

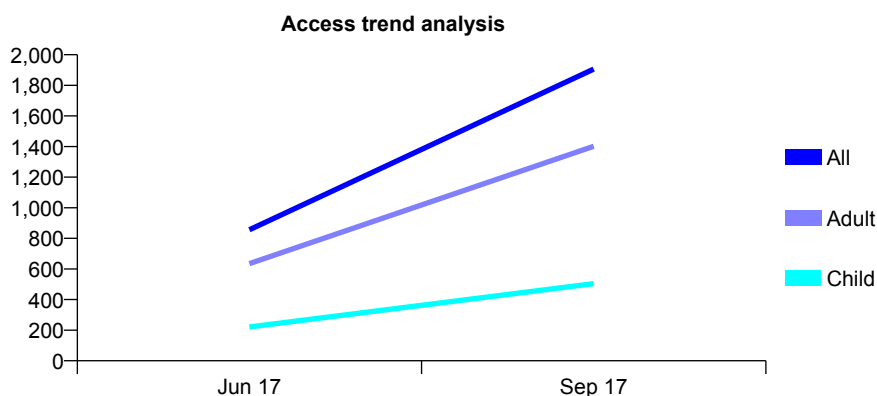
Q52 - Vital Signs At a Glance Contract Report for 100432/0000 - September 2017

Name or company name	Great Horton DentCare Limited
Contract type name	PDS Contract
Purpose of contract	General
Contract start date	01/05/2017
Contract end date	30/04/2020

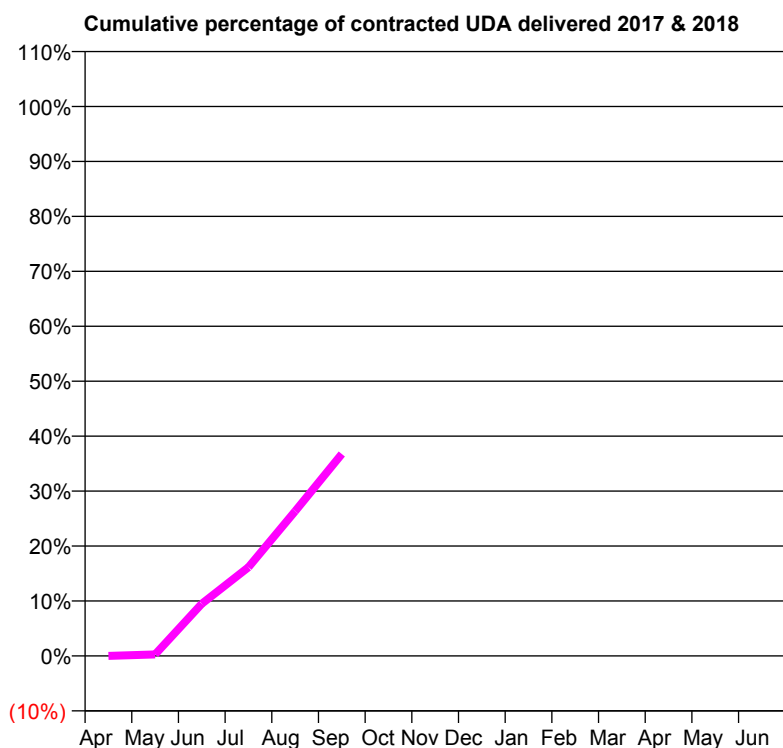
17/18 Contracted general activity (UDA)	13,507
Carry forward general activity (UDA)	0
17/18 Contracted orthodontic activity (UOA)	0
Carry forward orthodontic activity (UOA)	0
Baseline contract value	£374,474.27

ACCESS*

Patients seen in 24 months	Total	Change since previous quarter
Quarter ending September 2016	0	
Quarter ending December 2016	0	
Quarter ending March 2017	0	
Quarter ending June 2017	856	↑
Quarter ending September 2017	1,906	↑
Variance since September 2016	N/A	



ACTIVITY



Month	Adjusted Scheduled Activity (UDA)	
	2017	2018
April	0	0
May	0	37
June	0	1,284
July	0	2,183
August	0	3,559
September	0	4,965
October	0	
November	0	
December	0	
January	0	
February	0	
March	0	
April	0	
May	0	
June	0	

QUALITY

	Quantity	Base Number	Contract	AT	Region	England
% of FP17s for the same patient ID Re-attending within 3 months - Children	9	527	1.7%	10.9%	12.8%	11.9%
% of FP17s for the same patient ID Re-attending within 3 months - Adults	120	1,466	8.2%	14.9%	16.5%	15.9%
% of FP17s for the same patient ID Re-attending between 3 & 9 months - Children	4	527	0.8%	61.0%	59.7%	58.1%
% of FP17s for the same patient ID Re-attending between 3 & 9 months - Adults	20	1,466	1.4%	54.9%	53.0%	50.6%
% of FP17s for Band 1 Urgent Courses	125	1,993	6.3%	8.6%	9.2%	9.1%
% of FP17s Relating to Free Repair or Replacements	8	1,993	0.4%	0.9%	1.0%	0.8%
% of FP17s Relating to Continuations	40	1,993	2.0%	1.2%	1.2%	1.1%
% of Patients satisfied with the dentistry they have received	3	3	N/A	91.4%	91.6%	91.4%
% of Patients satisfied with the time they had to wait for an appointment	3	3	N/A	87.5%	88.1%	87.7%

* This is based on patients treated on this contract for their most recent course of treatment. Figures in italics indicate the base number of FP17s or Patient Questionnaire responses are less than 100. N/A is shown where the base number of responses is less than 10 during the period. % is calculated as Quantity/Base number*100

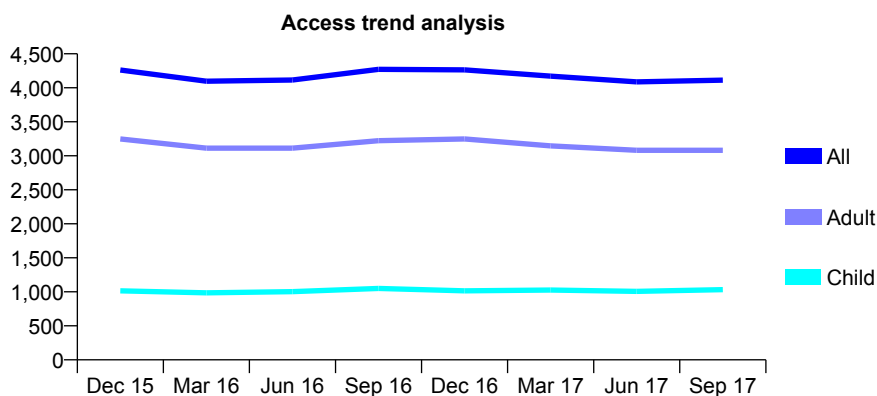
Q52 - Vital Signs At a Glance Contract Report for 101281/0009 - September 2017

Name or company name	OASIS DENTAL CARE LTD
Contract type name	GDS Contract
Purpose of contract	General
Contract start date	01/04/2006
Contract end date	

17/18 Contracted general activity (UDA)	15,000
Carry forward general activity (UDA)	0
17/18 Contracted orthodontic activity (UOA)	0
Carry forward orthodontic activity (UOA)	0
Baseline contract value	£357,721.54

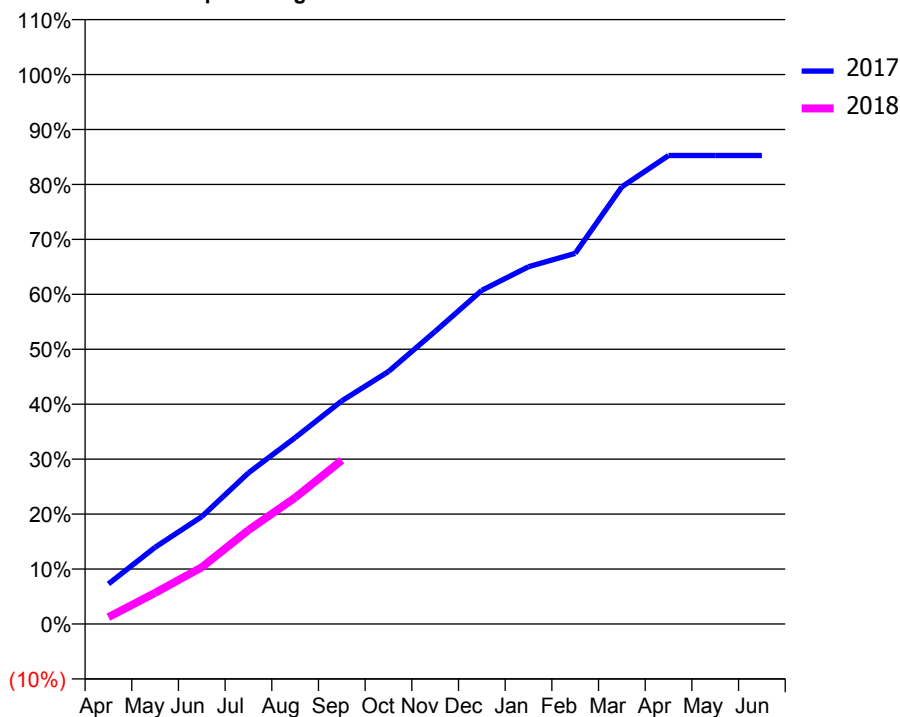
ACCESS*

Patients seen in 24 months	Total	Change since previous quarter
Quarter ending September 2016	4,272	
Quarter ending December 2016	4,264	→
Quarter ending March 2017	4,172	↓
Quarter ending June 2017	4,087	↓
Quarter ending September 2017	4,113	→
Variance since September 2016	(3.7%)	↓



ACTIVITY

Cumulative percentage of contracted UDA delivered 2017 & 2018



Adjusted Scheduled Activity (UDA)

Month	2017	2018
April	1,092	188
May	2,096	849
June	2,933	1,548
July	4,126	2,564
August	5,087	3,451
September	6,090	4,472
October	6,893	
November	7,988	
December	9,108	
January	9,755	
February	10,118	
March	11,933	
April	12,789	
May	12,789	
June	12,789	

QUALITY

	Quantity	Base Number	Contract	AT	Region	England
% of FP17s for the same patient ID Re-attending within 3 months - Children	38	633	6.0%	10.9%	12.8%	11.9%
% of FP17s for the same patient ID Re-attending within 3 months - Adults	188	1,734	10.8%	14.9%	16.5%	15.9%
% of FP17s for the same patient ID Re-attending between 3 & 9 months - Children	303	633	47.9%	61.0%	59.7%	58.1%
% of FP17s for the same patient ID Re-attending between 3 & 9 months - Adults	831	1,734	47.9%	54.9%	53.0%	50.6%
% of FP17s for Band 1 Urgent Courses	130	2,021	6.4%	8.6%	9.2%	9.1%
% of FP17s Relating to Free Repair or Replacements	45	2,021	2.2%	0.9%	1.0%	0.8%
% of FP17s Relating to Continuations	25	2,021	1.2%	1.2%	1.2%	1.1%
% of Patients satisfied with the dentistry they have received	2	2	N/A	91.4%	91.6%	91.4%
% of Patients satisfied with the time they had to wait for an appointment	2	2	N/A	87.5%	88.1%	87.7%

* This is based on patients treated on this contract for their most recent course of treatment. Figures in italics indicate the base number of FP17s or Patient Questionnaire responses are less than 100. N/A is shown where the base number of responses is less than 10 during the period. % is calculated as Quantity/Base number*100

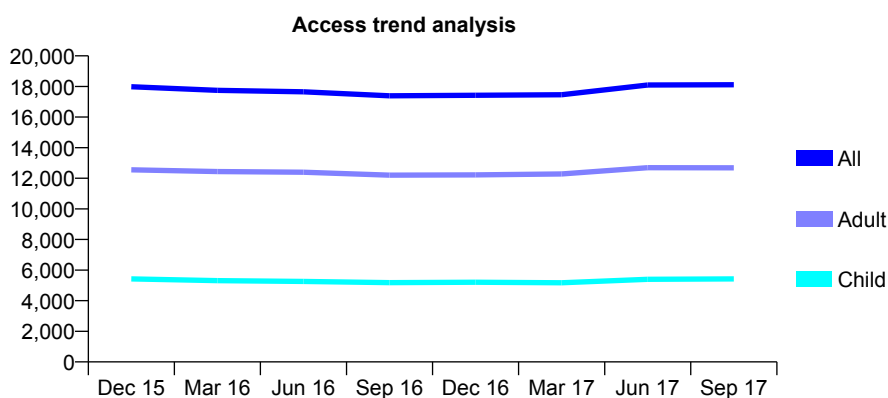
Q52 - Vital Signs At a Glance Contract Report for 101281/0012 - September 2017

Name or company name	OASIS DENTAL CARE LTD
Contract type name	GDS Contract
Purpose of contract	General
Contract start date	01/04/2006
Contract end date	

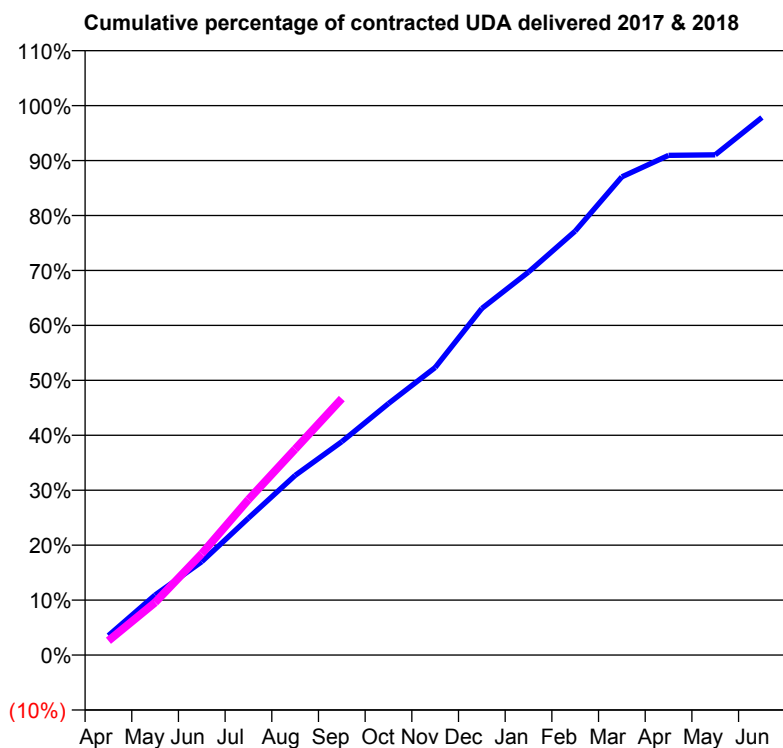
17/18 Contracted general activity (UDA)	49,223
Carry forward general activity (UDA)	0
17/18 Contracted orthodontic activity (UOA)	0
Carry forward orthodontic activity (UOA)	0
Baseline contract value	£1,419,351.82

ACCESS*

Patients seen in 24 months	Total	Change since previous quarter
Quarter ending September 2016	17,392	
Quarter ending December 2016	17,426	→
Quarter ending March 2017	17,458	→
Quarter ending June 2017	18,094	↑
Quarter ending September 2017	18,114	→
Variance since September 2016	4.2%	↑



ACTIVITY



Month	Adjusted Scheduled Activity (UDA)	
	2017	2018
April	1,774	1,286
May	5,446	4,713
June	8,459	9,081
July	12,412	13,928
August	16,286	18,453
September	19,337	22,971
October	22,797	
November	26,062	
December	31,411	
January	34,712	
February	38,421	
March	43,340	
April	45,284	
May	45,335	
June	48,719	

QUALITY

	Quantity	Base Number	Contract	AT	Region	England
% of FP17s for the same patient ID Re-attending within 3 months - Children	471	4,989	9.4%	10.9%	12.8%	11.9%
% of FP17s for the same patient ID Re-attending within 3 months - Adults	1,458	10,329	14.1%	14.9%	16.5%	15.9%
% of FP17s for the same patient ID Re-attending between 3 & 9 months - Children	3,065	4,989	61.4%	61.0%	59.7%	58.1%
% of FP17s for the same patient ID Re-attending between 3 & 9 months - Adults	5,705	10,329	55.2%	54.9%	53.0%	50.6%
% of FP17s for Band 1 Urgent Courses	614	12,193	5.0%	8.6%	9.2%	9.1%
% of FP17s Relating to Free Repair or Replacements	77	12,193	0.6%	0.9%	1.0%	0.8%
% of FP17s Relating to Continuations	53	12,193	0.4%	1.2%	1.2%	1.1%
% of Patients satisfied with the dentistry they have received	15	17	88.2%	91.4%	91.6%	91.4%
% of Patients satisfied with the time they had to wait for an appointment	14	17	82.4%	87.5%	88.1%	87.7%

* This is based on patients treated on this contract for their most recent course of treatment. Figures in italics indicate the base number of FP17s or Patient Questionnaire responses are less than 100. N/A is shown where the base number of responses is less than 10 during the period. % is calculated as Quantity/Base number*100

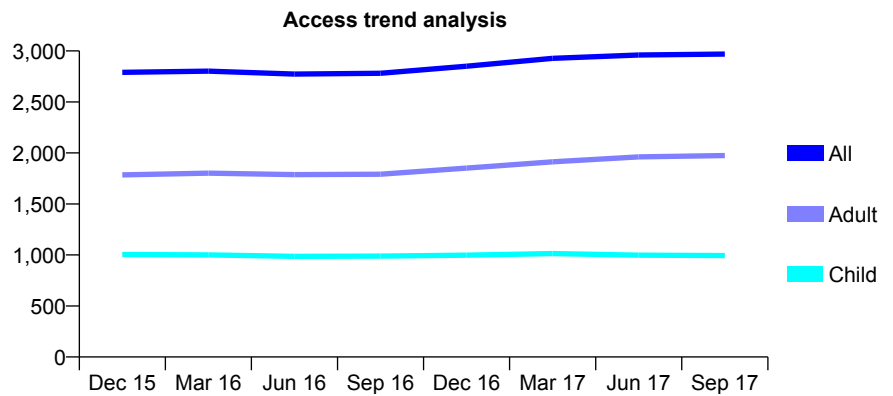
Q52 - Vital Signs At a Glance Contract Report for 101281/0013 - September 2017

Name or company name	OASIS DENTAL CARE LTD
Contract type name	GDS Contract
Purpose of contract	General
Contract start date	01/04/2006
Contract end date	

17/18 Contracted general activity (UDA)	8,210
Carry forward general activity (UDA)	0
17/18 Contracted orthodontic activity (UOA)	0
Carry forward orthodontic activity (UOA)	0
Baseline contract value	£224,953.56

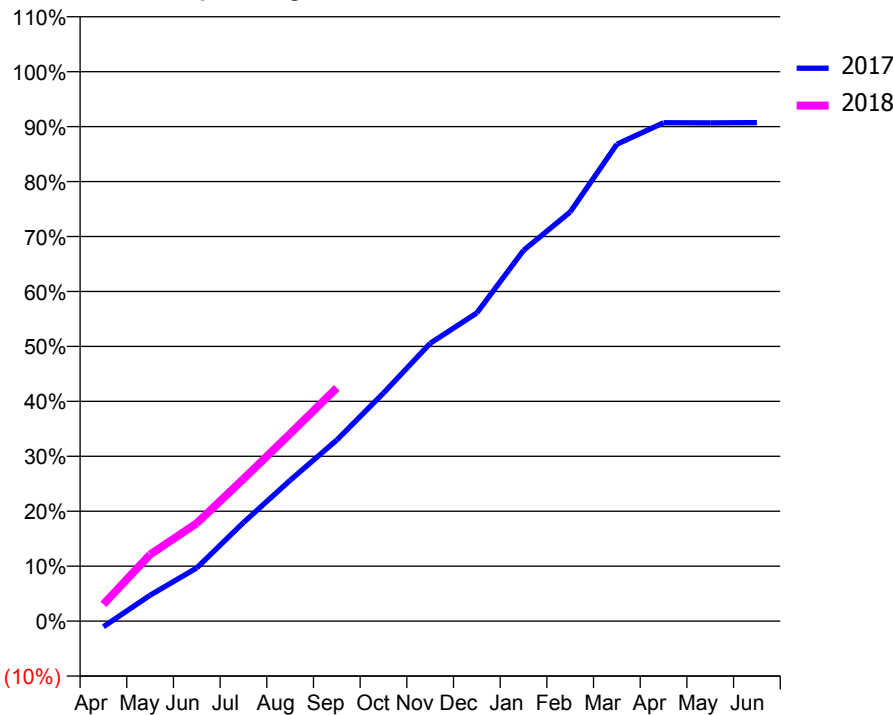
ACCESS*

Patients seen in 24 months	Total	Change since previous quarter
Quarter ending September 2016	2,781	
Quarter ending December 2016	2,850	↑
Quarter ending March 2017	2,927	↑
Quarter ending June 2017	2,960	→
Quarter ending September 2017	2,969	→
Variance since September 2016	6.8%	↑



ACTIVITY

Cumulative percentage of contracted UDA delivered 2017 & 2018



Month	Adjusted Scheduled Activity (UDA)	
	2017	2018
April	-85	252
May	387	994
June	796	1,463
July	1,474	2,125
August	2,106	2,799
September	2,707	3,485
October	3,408	
November	4,151	
December	4,606	
January	5,539	
February	6,113	
March	7,125	
April	7,447	
May	7,445	
June	7,448	

QUALITY

	Quantity	Base Number	Contract	AT	Region	England
% of FP17s for the same patient ID Re-attending within 3 months - Children	34	835	4.1%	10.9%	12.8%	11.9%
% of FP17s for the same patient ID Re-attending within 3 months - Adults	141	1,415	10.0%	14.9%	16.5%	15.9%
% of FP17s for the same patient ID Re-attending between 3 & 9 months - Children	660	835	79.0%	61.0%	59.7%	58.1%
% of FP17s for the same patient ID Re-attending between 3 & 9 months - Adults	941	1,415	66.5%	54.9%	53.0%	50.6%
% of FP17s for Band 1 Urgent Courses	69	2,083	3.3%	8.6%	9.2%	9.1%
% of FP17s Relating to Free Repair or Replacements	16	2,083	0.8%	0.9%	1.0%	0.8%
% of FP17s Relating to Continuations	0	2,083	0.0%	1.2%	1.2%	1.1%
% of Patients satisfied with the dentistry they have received	2	2	N/A	91.4%	91.6%	91.4%
% of Patients satisfied with the time they had to wait for an appointment	2	2	N/A	87.5%	88.1%	87.7%

* This is based on patients treated on this contract for their most recent course of treatment. Figures in italics indicate the base number of FP17s or Patient Questionnaire responses are less than 100. N/A is shown where the base number of responses is less than 10 during the period. % is calculated as Quantity/Base number*100

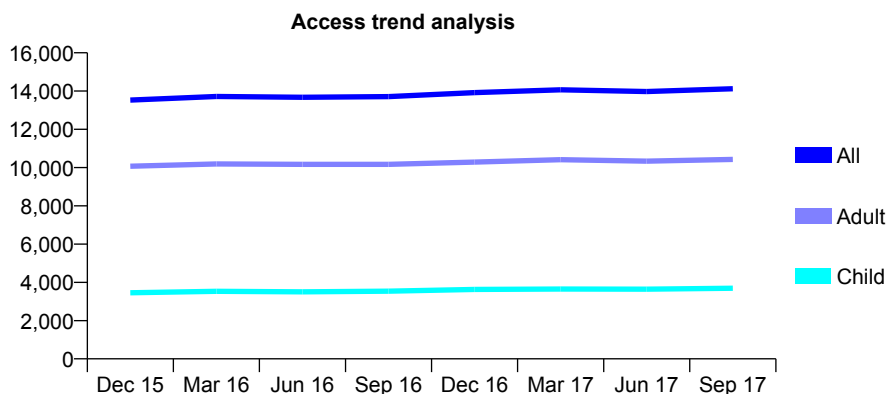
Q52 - Vital Signs At a Glance Contract Report for 101281/0016 - September 2017

Name or company name	OASIS DENTAL CARE LTD
Contract type name	PDS Contract
Purpose of contract	General
Contract start date	01/04/2006
Contract end date	31/03/2021

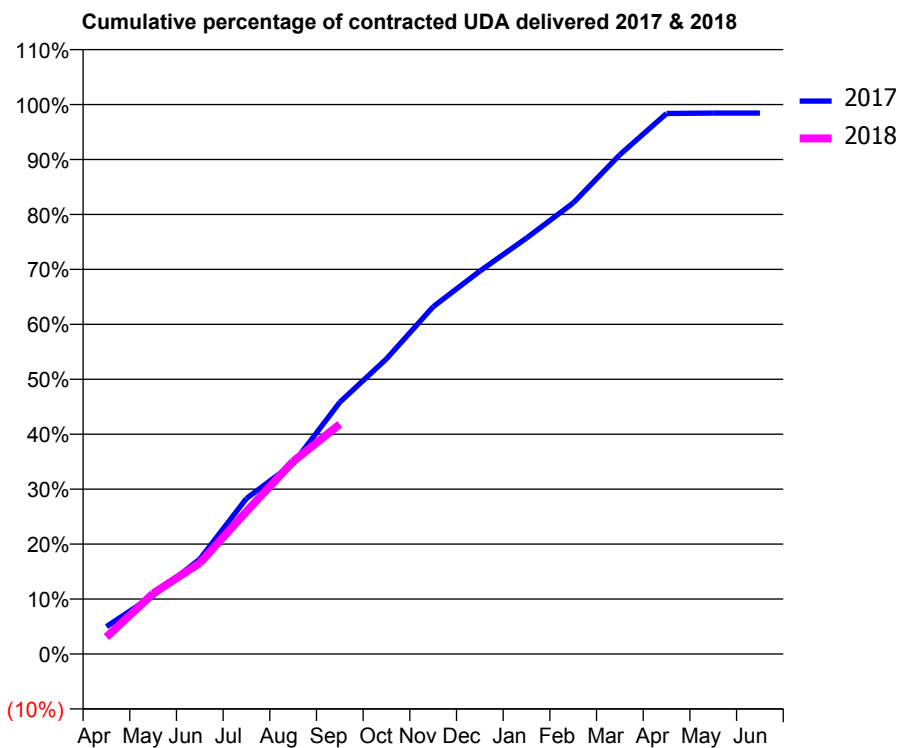
17/18 Contracted general activity (UDA)	44,534
Carry forward general activity (UDA)	0
17/18 Contracted orthodontic activity (UOA)	0
Carry forward orthodontic activity (UOA)	0
Baseline contract value	£1,269,194.43

ACCESS*

Patients seen in 24 months	Total	Change since previous quarter
Quarter ending September 2016	13,709	
Quarter ending December 2016	13,918	→
Quarter ending March 2017	14,067	→
Quarter ending June 2017	13,975	→
Quarter ending September 2017	14,119	→
Variance since September 2016	3.0%	↑



ACTIVITY



Month	Adjusted Scheduled Activity (UDA)	
	2017	2018
April	2,221	1,376
May	4,736	4,915
June	7,688	7,371
July	12,604	11,553
August	15,441	15,614
September	20,408	18,631
October	23,924	
November	28,146	
December	31,028	
January	33,715	
February	36,551	
March	40,470	
April	43,807	
May	43,841	
June	43,838	

QUALITY

	Quantity	Base Number	Contract	AT	Region	England
% of FP17s for the same patient ID Re-attending within 3 months - Children	234	3,114	7.5%	10.9%	12.8%	11.9%
% of FP17s for the same patient ID Re-attending within 3 months - Adults	1,301	8,501	15.3%	14.9%	16.5%	15.9%
% of FP17s for the same patient ID Re-attending between 3 & 9 months - Children	2,160	3,114	69.4%	61.0%	59.7%	58.1%
% of FP17s for the same patient ID Re-attending between 3 & 9 months - Adults	5,478	8,501	64.4%	54.9%	53.0%	50.6%
% of FP17s for Band 1 Urgent Courses	475	9,971	4.8%	8.6%	9.2%	9.1%
% of FP17s Relating to Free Repair or Replacements	112	9,971	1.1%	0.9%	1.0%	0.8%
% of FP17s Relating to Continuations	146	9,971	1.5%	1.2%	1.2%	1.1%
% of Patients satisfied with the dentistry they have received	13	21	61.9%	91.4%	91.6%	91.4%
% of Patients satisfied with the time they had to wait for an appointment	17	21	81.0%	87.5%	88.1%	87.7%

* This is based on patients treated on this contract for their most recent course of treatment. Figures in italics indicate the base number of FP17s or Patient Questionnaire responses are less than 100. N/A is shown where the base number of responses is less than 10 during the period. % is calculated as Quantity/Base number*100

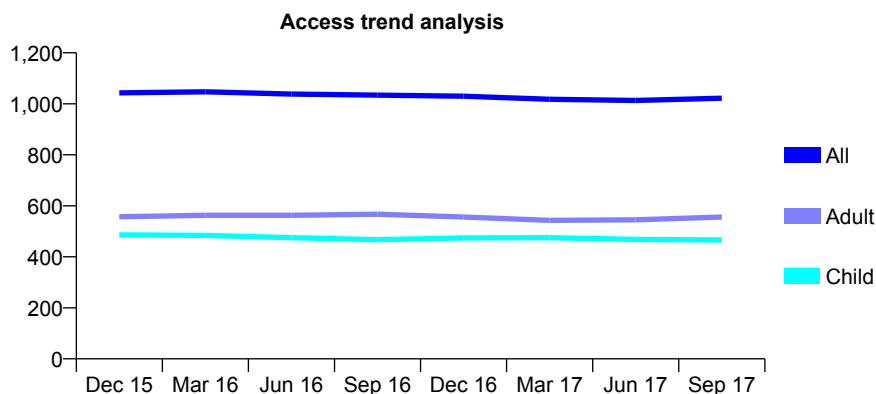
Q52 - Vital Signs At a Glance Contract Report for 101281/0024 - September 2017

Name or company name	OASIS DENTAL CARE LTD
Contract type name	GDS Contract
Purpose of contract	General
Contract start date	01/04/2006
Contract end date	

17/18 Contracted general activity (UDA)	2,579
Carry forward general activity (UDA)	0
17/18 Contracted orthodontic activity (UOA)	0
Carry forward orthodontic activity (UOA)	0
Baseline contract value	£63,227.28

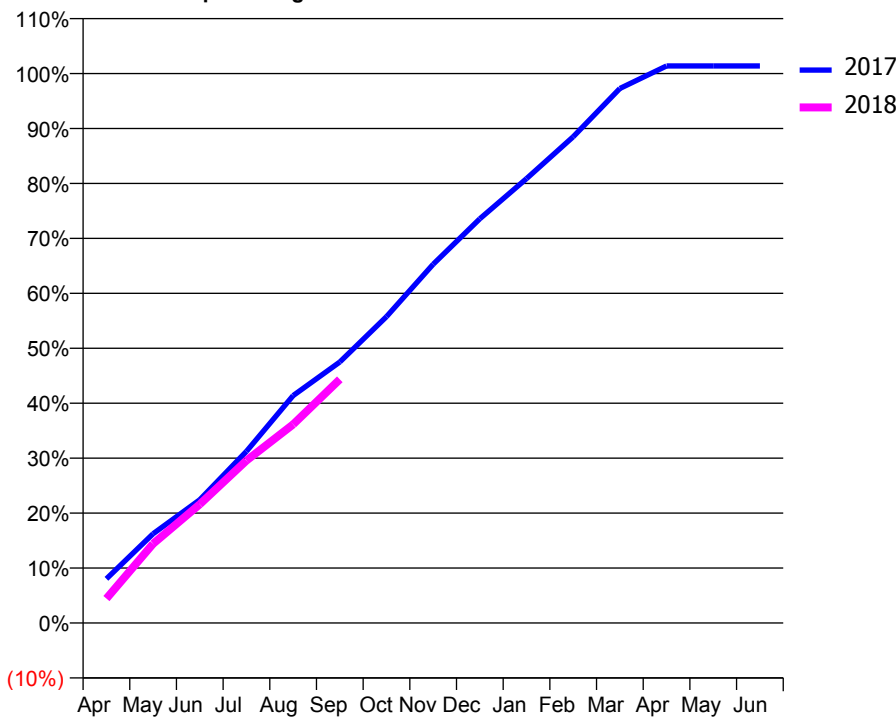
ACCESS*

Patients seen in 24 months	Total	Change since previous quarter
Quarter ending September 2016	1,034	
Quarter ending December 2016	1,030	→
Quarter ending March 2017	1,018	↓
Quarter ending June 2017	1,013	→
Quarter ending September 2017	1,022	→
Variance since September 2016	(1.2%)	↓



ACTIVITY

Cumulative percentage of contracted UDA delivered 2017 & 2018



Adjusted Scheduled Activity (UDA)		
Month	2017	2018
April	207	115
May	419	372
June	578	557
July	806	763
August	1,067	932
September	1,225	1,144
October	1,438	
November	1,684	
December	1,897	
January	2,085	
February	2,282	
March	2,509	
April	2,615	
May	2,615	
June	2,615	

QUALITY

	Quantity	Base Number	Contract	AT	Region	England
% of FP17s for the same patient ID Re-attending within 3 months - Children	12	406	3.0%	10.9%	12.8%	11.9%
% of FP17s for the same patient ID Re-attending within 3 months - Adults	31	424	7.3%	14.9%	16.5%	15.9%
% of FP17s for the same patient ID Re-attending between 3 & 9 months - Children	337	406	83.0%	61.0%	59.7%	58.1%
% of FP17s for the same patient ID Re-attending between 3 & 9 months - Adults	319	424	75.2%	54.9%	53.0%	50.6%
% of FP17s for Band 1 Urgent Courses	8	779	1.0%	8.6%	9.2%	9.1%
% of FP17s Relating to Free Repair or Replacements	3	779	0.4%	0.9%	1.0%	0.8%
% of FP17s Relating to Continuations	0	779	0.0%	1.2%	1.2%	1.1%
% of Patients satisfied with the dentistry they have received	0	0	N/A	91.4%	91.6%	91.4%
% of Patients satisfied with the time they had to wait for an appointment	0	0	N/A	87.5%	88.1%	87.7%

* This is based on patients treated on this contract for their most recent course of treatment. Figures in italics indicate the base number of FP17s or Patient Questionnaire responses are less than 100. N/A is shown where the base number of responses is less than 10 during the period. % is calculated as Quantity/Base number*100

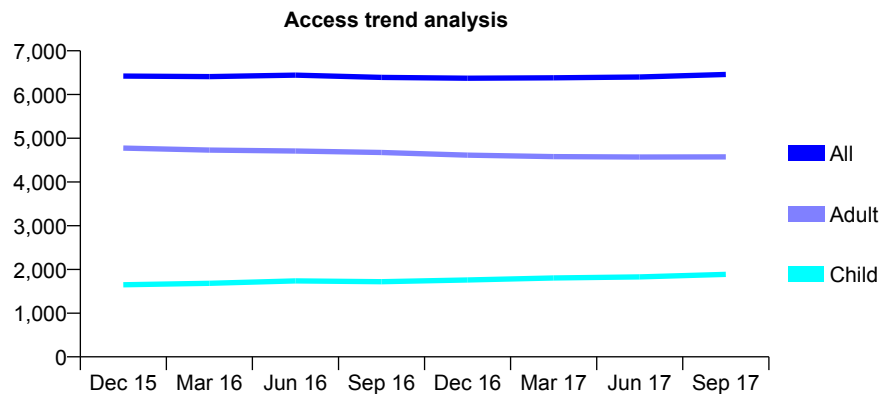
Q52 - Vital Signs At a Glance Contract Report for 101281/0030 - September 2017

Name or company name	OASIS DENTAL CARE LTD
Contract type name	GDS Contract
Purpose of contract	General
Contract start date	01/04/2006
Contract end date	

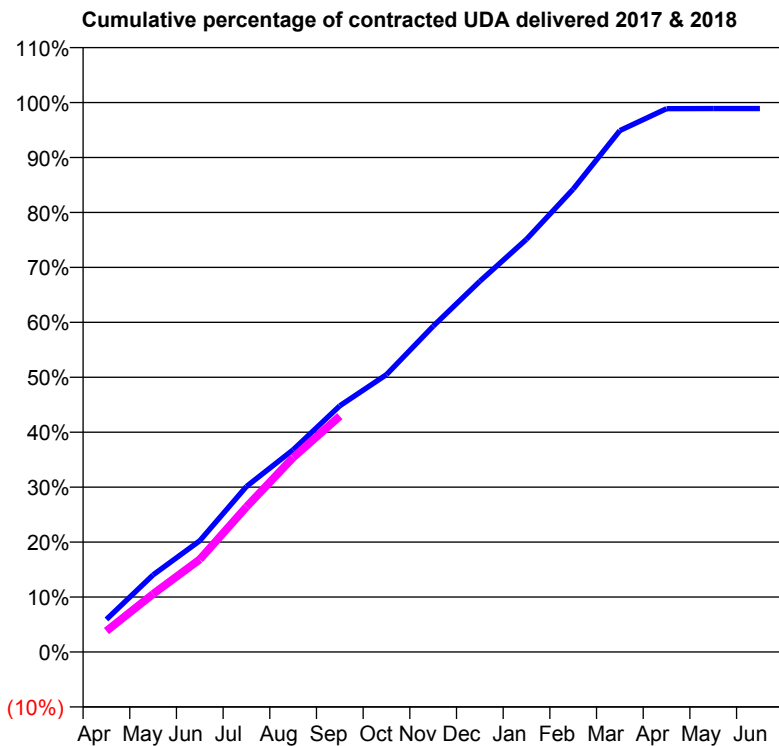
17/18 Contracted general activity (UDA)	20,500
Carry forward general activity (UDA)	0
17/18 Contracted orthodontic activity (UOA)	0
Carry forward orthodontic activity (UOA)	0
Baseline contract value	£593,237.75

ACCESS*

Patients seen in 24 months	Total	Change since previous quarter
Quarter ending September 2016	6,392	
Quarter ending December 2016	6,372	→
Quarter ending March 2017	6,383	→
Quarter ending June 2017	6,401	→
Quarter ending September 2017	6,460	→
Variance since September 2016	1.1%	→



ACTIVITY



Month	Adjusted Scheduled Activity (UDA)	
	2017	2018
April	1,217	783
May	2,879	2,167
June	4,151	3,453
July	6,175	5,416
August	7,544	7,255
September	9,187	8,797
October	10,352	
November	12,158	
December	13,831	
January	15,399	
February	17,268	
March	19,451	
April	20,267	
May	20,274	
June	20,275	

QUALITY

	Quantity	Base Number	Contract	AT	Region	England
% of FP17s for the same patient ID Re-attending within 3 months - Children	93	1,621	5.7%	10.9%	12.8%	11.9%
% of FP17s for the same patient ID Re-attending within 3 months - Adults	464	3,761	12.3%	14.9%	16.5%	15.9%
% of FP17s for the same patient ID Re-attending between 3 & 9 months - Children	1,062	1,621	65.5%	61.0%	59.7%	58.1%
% of FP17s for the same patient ID Re-attending between 3 & 9 months - Adults	2,578	3,761	68.5%	54.9%	53.0%	50.6%
% of FP17s for Band 1 Urgent Courses	150	4,968	3.0%	8.6%	9.2%	9.1%
% of FP17s Relating to Free Repair or Replacements	30	4,968	0.6%	0.9%	1.0%	0.8%
% of FP17s Relating to Continuations	58	4,968	1.2%	1.2%	1.2%	1.1%
% of Patients satisfied with the dentistry they have received	9	9	N/A	91.4%	91.6%	91.4%
% of Patients satisfied with the time they had to wait for an appointment	9	9	N/A	87.5%	88.1%	87.7%

* This is based on patients treated on this contract for their most recent course of treatment. Figures in italics indicate the base number of FP17s or Patient Questionnaire responses are less than 100. N/A is shown where the base number of responses is less than 10 during the period. % is calculated as Quantity/Base number*100

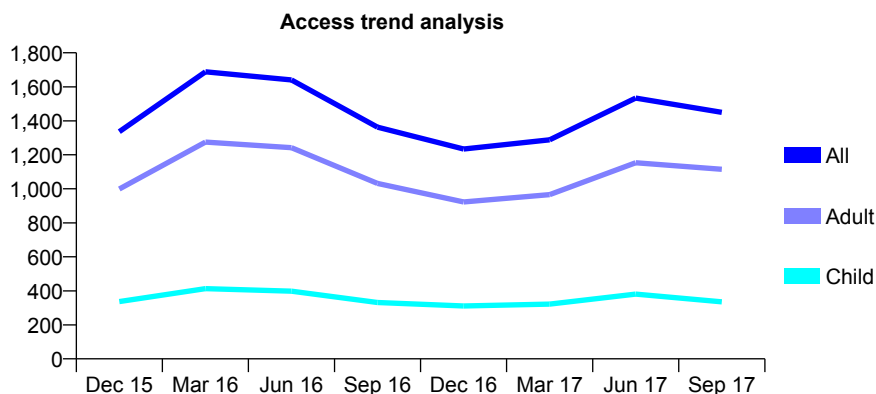
Q52 - Vital Signs At a Glance Contract Report for 101281/0184 - September 2017

Name or company name	OASIS DENTAL CARE LTD
Contract type name	PDS Contract
Purpose of contract	General
Contract start date	22/09/2008
Contract end date	21/09/2018

17/18 Contracted general activity (UDA)	5,500
Carry forward general activity (UDA)	0
17/18 Contracted orthodontic activity (UOA)	0
Carry forward orthodontic activity (UOA)	0
Baseline contract value	£173,919.14

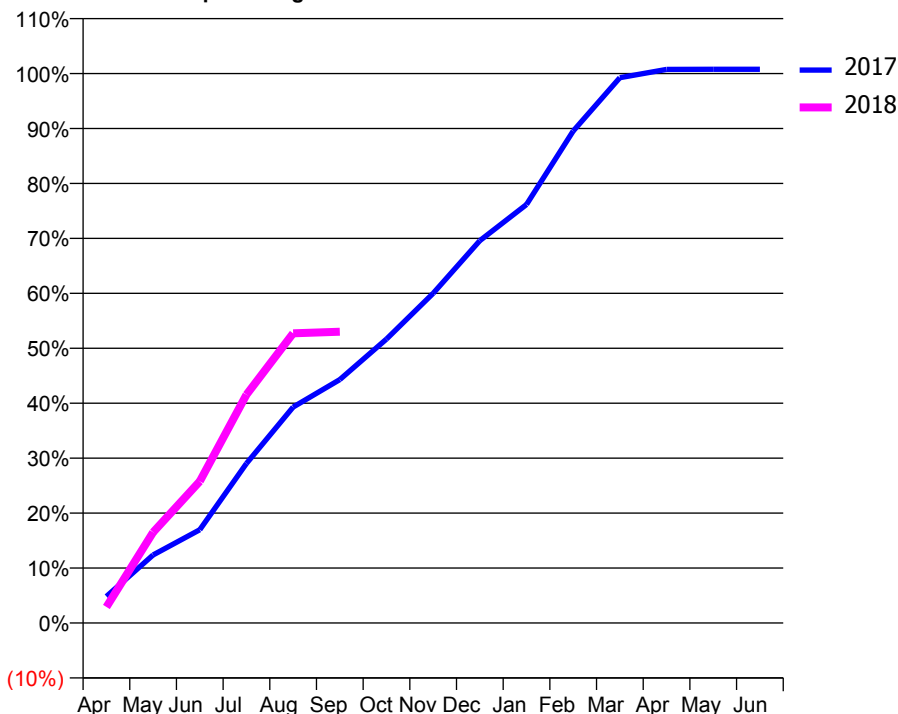
ACCESS*

Patients seen in 24 months	Total	Change since previous quarter
Quarter ending September 2016	1,363	
Quarter ending December 2016	1,234	↓
Quarter ending March 2017	1,288	↑
Quarter ending June 2017	1,534	↑
Quarter ending September 2017	1,450	↓
Variance since September 2016	6.4%	↑



ACTIVITY

Cumulative percentage of contracted UDA delivered 2017 & 2018



Month	Adjusted Scheduled Activity (UDA)	
	2017	2018
April	267	160
May	681	908
June	934	1,418
July	1,598	2,285
August	2,162	2,899
September	2,436	2,916
October	2,842	
November	3,300	
December	3,827	
January	4,189	
February	4,924	
March	5,458	
April	5,541	
May	5,542	
June	5,542	

QUALITY

	Quantity	Base Number	Contract	AT	Region	England
% of FP17s for the same patient ID Re-attending within 3 months - Children	12	205	5.9%	10.9%	12.8%	11.9%
% of FP17s for the same patient ID Re-attending within 3 months - Adults	78	794	9.8%	14.9%	16.5%	15.9%
% of FP17s for the same patient ID Re-attending between 3 & 9 months - Children	78	205	38.0%	61.0%	59.7%	58.1%
% of FP17s for the same patient ID Re-attending between 3 & 9 months - Adults	317	794	39.9%	54.9%	53.0%	50.6%
% of FP17s for Band 1 Urgent Courses	46	969	4.7%	8.6%	9.2%	9.1%
% of FP17s Relating to Free Repair or Replacements	16	969	1.7%	0.9%	1.0%	0.8%
% of FP17s Relating to Continuations	30	969	3.1%	1.2%	1.2%	1.1%
% of Patients satisfied with the dentistry they have received	1	1	N/A	91.4%	91.6%	91.4%
% of Patients satisfied with the time they had to wait for an appointment	1	1	N/A	87.5%	88.1%	87.7%

* This is based on patients treated on this contract for their most recent course of treatment. Figures in italics indicate the base number of FP17s or Patient Questionnaire responses are less than 100. N/A is shown where the base number of responses is less than 10 during the period. % is calculated as Quantity/Base number*100

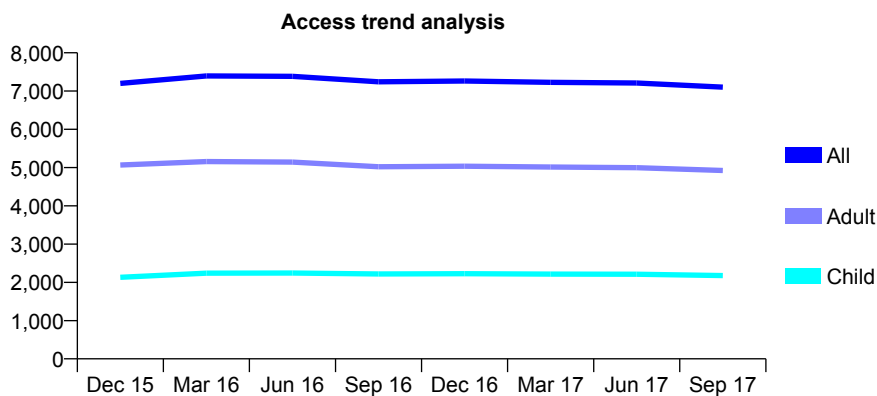
Q52 - Vital Signs At a Glance Contract Report for 101338/0051 - September 2017

Name or company name	Whitecross Dental Care Limited
Contract type name	GDS Contract
Purpose of contract	General
Contract start date	02/07/2007
Contract end date	

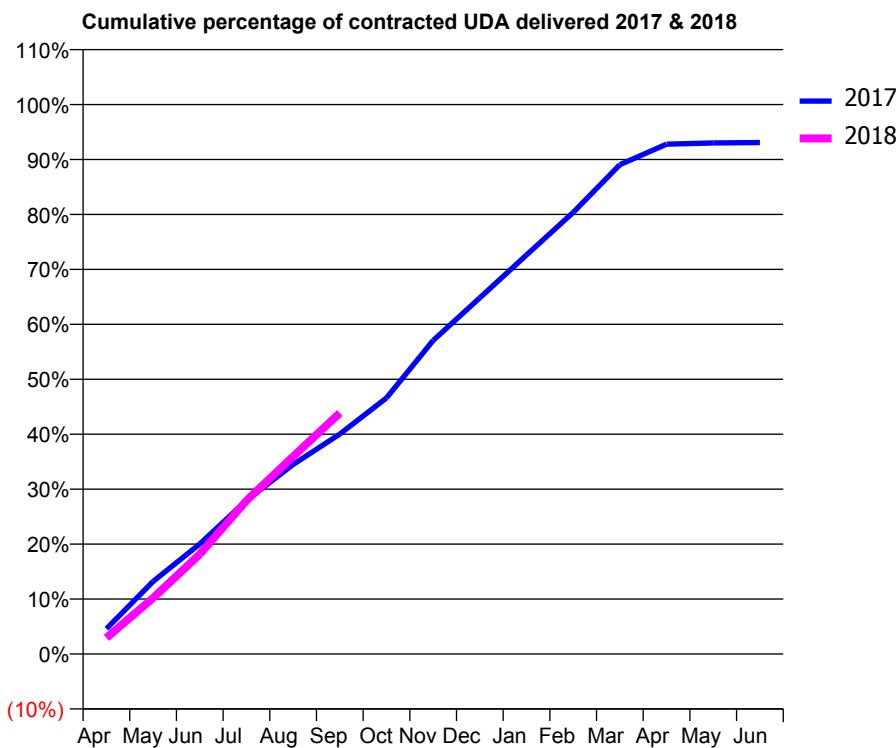
17/18 Contracted general activity (UDA)	22,200
Carry forward general activity (UDA)	0
17/18 Contracted orthodontic activity (UOA)	0
Carry forward orthodontic activity (UOA)	0
Baseline contract value	£601,158.54

ACCESS*

Patients seen in 24 months	Total	Change since previous quarter
Quarter ending September 2016	7,242	
Quarter ending December 2016	7,262	→
Quarter ending March 2017	7,227	→
Quarter ending June 2017	7,210	→
Quarter ending September 2017	7,101	↓
Variance since September 2016	(1.9%)	↓



ACTIVITY



Month	Adjusted Scheduled Activity (UDA)	
	2017	2018
April	1,021	653
May	2,931	2,266
June	4,449	4,031
July	6,205	6,201
August	7,660	7,979
September	8,887	9,736
October	10,348	
November	12,668	
December	14,391	
January	16,123	
February	17,842	
March	19,768	
April	20,596	
May	20,649	
June	20,661	

QUALITY

	Quantity	Base Number	Contract	AT	Region	England
% of FP17s for the same patient ID Re-attending within 3 months - Children	104	1,283	8.1%	10.9%	12.8%	11.9%
% of FP17s for the same patient ID Re-attending within 3 months - Adults	481	2,848	16.9%	14.9%	16.5%	15.9%
% of FP17s for the same patient ID Re-attending between 3 & 9 months - Children	534	1,283	41.6%	61.0%	59.7%	58.1%
% of FP17s for the same patient ID Re-attending between 3 & 9 months - Adults	1,212	2,848	42.6%	54.9%	53.0%	50.6%
% of FP17s for Band 1 Urgent Courses	384	3,848	10.0%	8.6%	9.2%	9.1%
% of FP17s Relating to Free Repair or Replacements	32	3,848	0.8%	0.9%	1.0%	0.8%
% of FP17s Relating to Continuations	65	3,848	1.7%	1.2%	1.2%	1.1%
% of Patients satisfied with the dentistry they have received	4	5	N/A	91.4%	91.6%	91.4%
% of Patients satisfied with the time they had to wait for an appointment	3	5	N/A	87.5%	88.1%	87.7%

* This is based on patients treated on this contract for their most recent course of treatment. Figures in italics indicate the base number of FP17s or Patient Questionnaire responses are less than 100. N/A is shown where the base number of responses is less than 10 during the period. % is calculated as Quantity/Base number*100

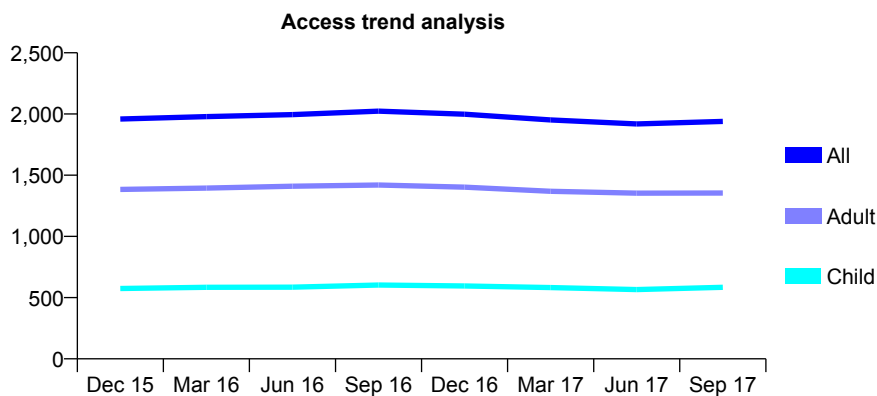
Q52 - Vital Signs At a Glance Contract Report for 101338/0052 - September 2017

Name or company name	Whitecross Dental Care Limited
Contract type name	GDS Contract
Purpose of contract	General
Contract start date	02/07/2007
Contract end date	

17/18 Contracted general activity (UDA)	7,500
Carry forward general activity (UDA)	0
17/18 Contracted orthodontic activity (UOA)	0
Carry forward orthodontic activity (UOA)	0
Baseline contract value	£203,094.10

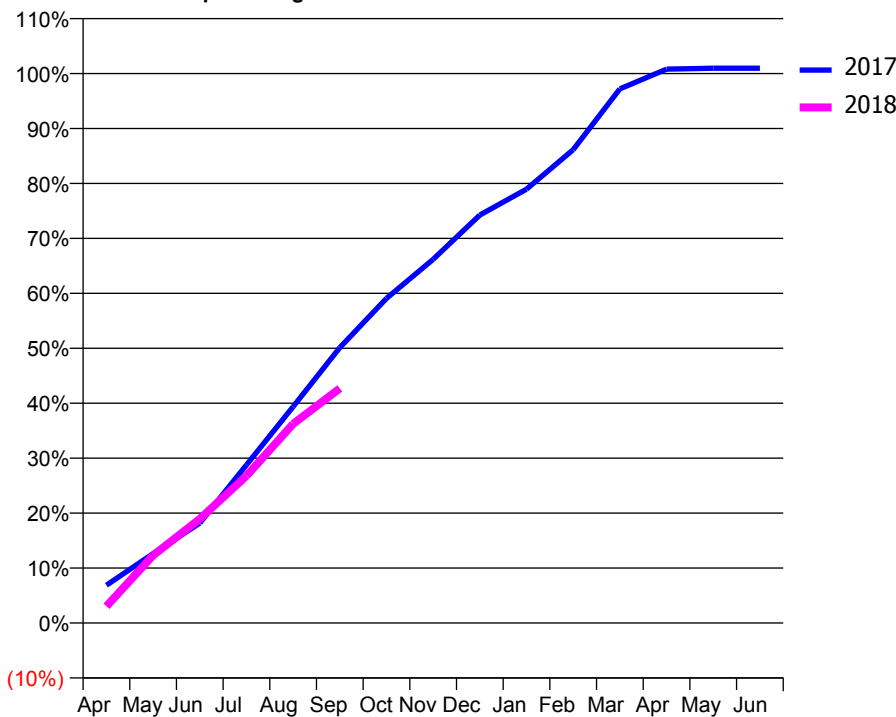
ACCESS*

Patients seen in 24 months	Total	Change since previous quarter
Quarter ending September 2016	2,023	
Quarter ending December 2016	1,998	↓
Quarter ending March 2017	1,951	↓
Quarter ending June 2017	1,919	↓
Quarter ending September 2017	1,939	→
Variance since September 2016	(4.2%)	↓



ACTIVITY

Cumulative percentage of contracted UDA delivered 2017 & 2018



Month	Adjusted Scheduled Activity (UDA)	
	2017	2018
April	516	228
May	947	923
June	1,365	1,421
July	2,158	2,008
August	2,953	2,718
September	3,759	3,203
October	4,431	
November	4,965	
December	5,568	
January	5,921	
February	6,460	
March	7,290	
April	7,560	
May	7,572	
June	7,572	

QUALITY

	Quantity	Base Number	Contract	AT	Region	England
% of FP17s for the same patient ID Re-attending within 3 months - Children	25	425	5.9%	10.9%	12.8%	11.9%
% of FP17s for the same patient ID Re-attending within 3 months - Adults	138	951	14.5%	14.9%	16.5%	15.9%
% of FP17s for the same patient ID Re-attending between 3 & 9 months - Children	260	425	61.2%	61.0%	59.7%	58.1%
% of FP17s for the same patient ID Re-attending between 3 & 9 months - Adults	573	951	60.3%	54.9%	53.0%	50.6%
% of FP17s for Band 1 Urgent Courses	83	1,275	6.5%	8.6%	9.2%	9.1%
% of FP17s Relating to Free Repair or Replacements	2	1,275	0.2%	0.9%	1.0%	0.8%
% of FP17s Relating to Continuations	2	1,275	0.2%	1.2%	1.2%	1.1%
% of Patients satisfied with the dentistry they have received	2	2	N/A	91.4%	91.6%	91.4%
% of Patients satisfied with the time they had to wait for an appointment	2	2	N/A	87.5%	88.1%	87.7%

* This is based on patients treated on this contract for their most recent course of treatment. Figures in italics indicate the base number of FP17s or Patient Questionnaire responses are less than 100. N/A is shown where the base number of responses is less than 10 during the period. % is calculated as Quantity/Base number*100

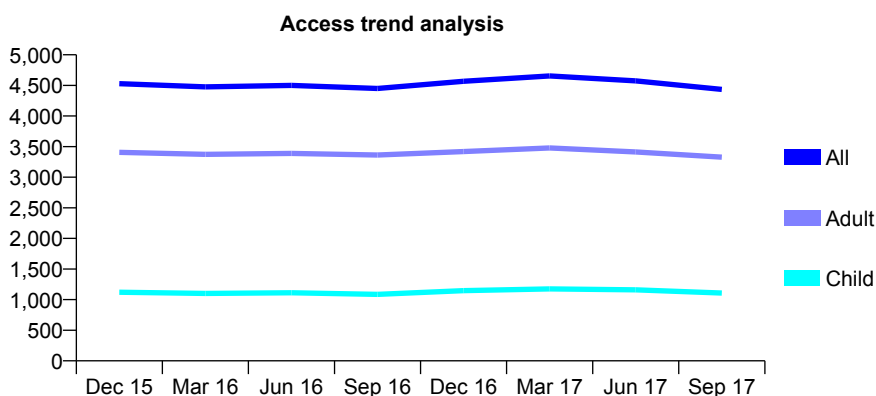
Q52 - Vital Signs At a Glance Contract Report for 101338/0053 - September 2017

Name or company name	Whitecross Dental Care Limited
Contract type name	GDS Contract
Purpose of contract	General
Contract start date	02/07/2007
Contract end date	

17/18 Contracted general activity (UDA)	16,523
Carry forward general activity (UDA)	0
17/18 Contracted orthodontic activity (UOA)	0
Carry forward orthodontic activity (UOA)	0
Baseline contract value	£452,474.19

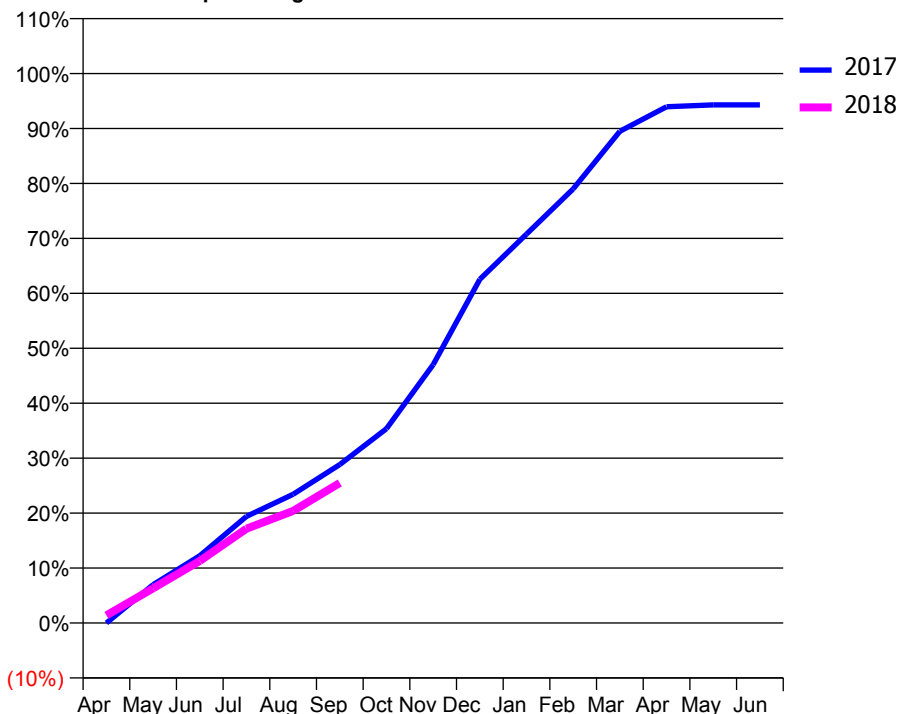
ACCESS*

Patients seen in 24 months	Total	Change since previous quarter
Quarter ending September 2016	4,450	
Quarter ending December 2016	4,568	↑
Quarter ending March 2017	4,654	→
Quarter ending June 2017	4,573	↓
Quarter ending September 2017	4,434	↓
Variance since September 2016	(0.4%)	→



ACTIVITY

Cumulative percentage of contracted UDA delivered 2017 & 2018



Month	Adjusted Scheduled Activity (UDA)	
	2017	2018
April	-4	231
May	1,154	1,045
June	2,022	1,865
July	3,204	2,839
August	3,871	3,371
September	4,765	4,212
October	5,844	
November	7,770	
December	10,336	
January	11,694	
February	13,053	
March	14,785	
April	15,522	
May	15,579	
June	15,580	

QUALITY

	Quantity	Base Number	Contract	AT	Region	England
% of FP17s for the same patient ID Re-attending within 3 months - Children	27	554	4.9%	10.9%	12.8%	11.9%
% of FP17s for the same patient ID Re-attending within 3 months - Adults	209	1,740	12.0%	14.9%	16.5%	15.9%
% of FP17s for the same patient ID Re-attending between 3 & 9 months - Children	325	554	58.7%	61.0%	59.7%	58.1%
% of FP17s for the same patient ID Re-attending between 3 & 9 months - Adults	1,030	1,740	59.2%	54.9%	53.0%	50.6%
% of FP17s for Band 1 Urgent Courses	143	1,904	7.5%	8.6%	9.2%	9.1%
% of FP17s Relating to Free Repair or Replacements	9	1,904	0.5%	0.9%	1.0%	0.8%
% of FP17s Relating to Continuations	32	1,904	1.7%	1.2%	1.2%	1.1%
% of Patients satisfied with the dentistry they have received	5	5	N/A	91.4%	91.6%	91.4%
% of Patients satisfied with the time they had to wait for an appointment	4	5	N/A	87.5%	88.1%	87.7%

* This is based on patients treated on this contract for their most recent course of treatment. Figures in italics indicate the base number of FP17s or Patient Questionnaire responses are less than 100. N/A is shown where the base number of responses is less than 10 during the period. % is calculated as Quantity/Base number*100

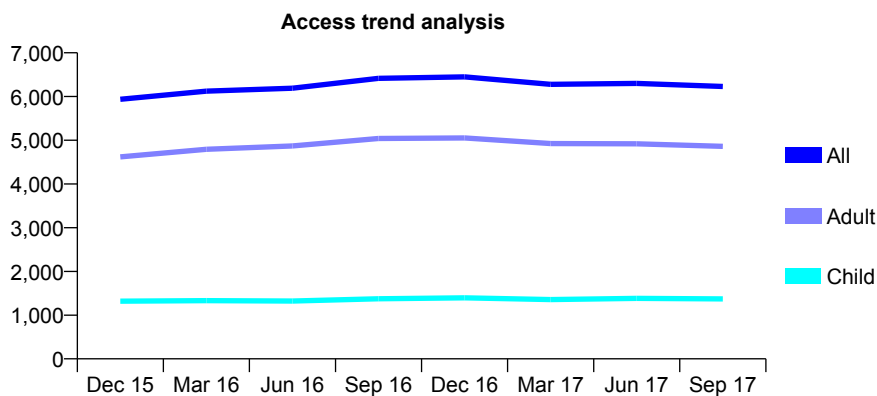
Q52 - Vital Signs At a Glance Contract Report for 101338/0054 - September 2017

Name or company name	Whitecross Dental Care Limited
Contract type name	GDS Contract
Purpose of contract	General
Contract start date	02/07/2007
Contract end date	

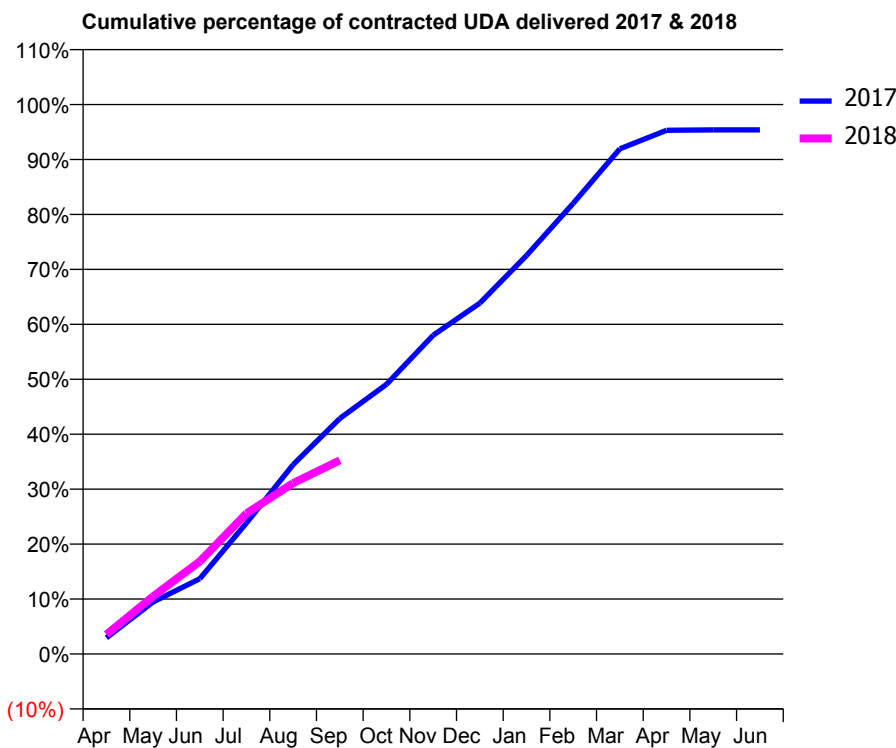
17/18 Contracted general activity (UDA)	20,500
Carry forward general activity (UDA)	0
17/18 Contracted orthodontic activity (UOA)	0
Carry forward orthodontic activity (UOA)	0
Baseline contract value	£555,123.87

ACCESS*

Patients seen in 24 months	Total	Change since previous quarter
Quarter ending September 2016	6,415	
Quarter ending December 2016	6,450	→
Quarter ending March 2017	6,278	↓
Quarter ending June 2017	6,301	→
Quarter ending September 2017	6,231	↓
Variance since September 2016	(2.9%)	↓



ACTIVITY



Month	Adjusted Scheduled Activity (UDA)	
	2017	2018
April	606	730
May	1,944	2,150
June	2,807	3,457
July	4,889	5,244
August	7,065	6,375
September	8,790	7,226
October	10,061	
November	11,893	
December	13,092	
January	14,869	
February	16,811	
March	18,847	
April	19,536	
May	19,553	
June	19,553	

QUALITY

	Quantity	Base Number	Contract	AT	Region	England
% of FP17s for the same patient ID Re-attending within 3 months - Children	40	806	5.0%	10.9%	12.8%	11.9%
% of FP17s for the same patient ID Re-attending within 3 months - Adults	379	2,712	14.0%	14.9%	16.5%	15.9%
% of FP17s for the same patient ID Re-attending between 3 & 9 months - Children	490	806	60.8%	61.0%	59.7%	58.1%
% of FP17s for the same patient ID Re-attending between 3 & 9 months - Adults	1,490	2,712	54.9%	54.9%	53.0%	50.6%
% of FP17s for Band 1 Urgent Courses	172	3,279	5.2%	8.6%	9.2%	9.1%
% of FP17s Relating to Free Repair or Replacements	45	3,279	1.4%	0.9%	1.0%	0.8%
% of FP17s Relating to Continuations	49	3,279	1.5%	1.2%	1.2%	1.1%
% of Patients satisfied with the dentistry they have received	4	4	N/A	91.4%	91.6%	91.4%
% of Patients satisfied with the time they had to wait for an appointment	4	4	N/A	87.5%	88.1%	87.7%

* This is based on patients treated on this contract for their most recent course of treatment. Figures in italics indicate the base number of FP17s or Patient Questionnaire responses are less than 100. N/A is shown where the base number of responses is less than 10 during the period. % is calculated as Quantity/Base number*100

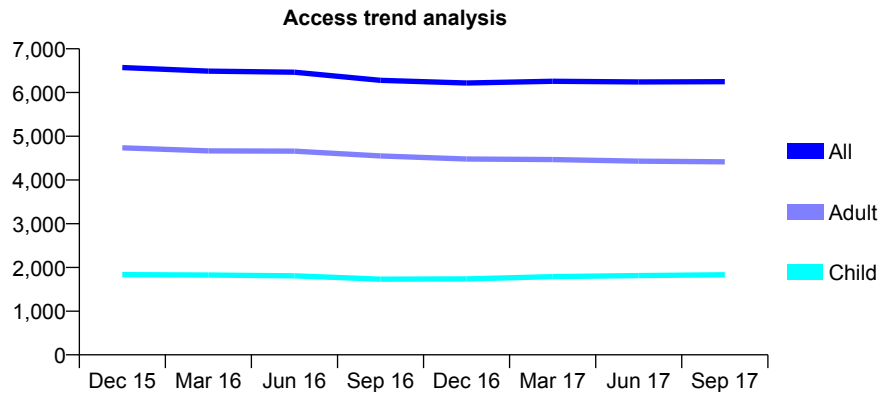
Q52 - Vital Signs At a Glance Contract Report for 101338/0055 - September 2017

Name or company name	Whitecross Dental Care Limited
Contract type name	GDS Contract
Purpose of contract	General
Contract start date	02/07/2007
Contract end date	

17/18 Contracted general activity (UDA)	19,000
Carry forward general activity (UDA)	0
17/18 Contracted orthodontic activity (UOA)	0
Carry forward orthodontic activity (UOA)	0
Baseline contract value	£514,505.05

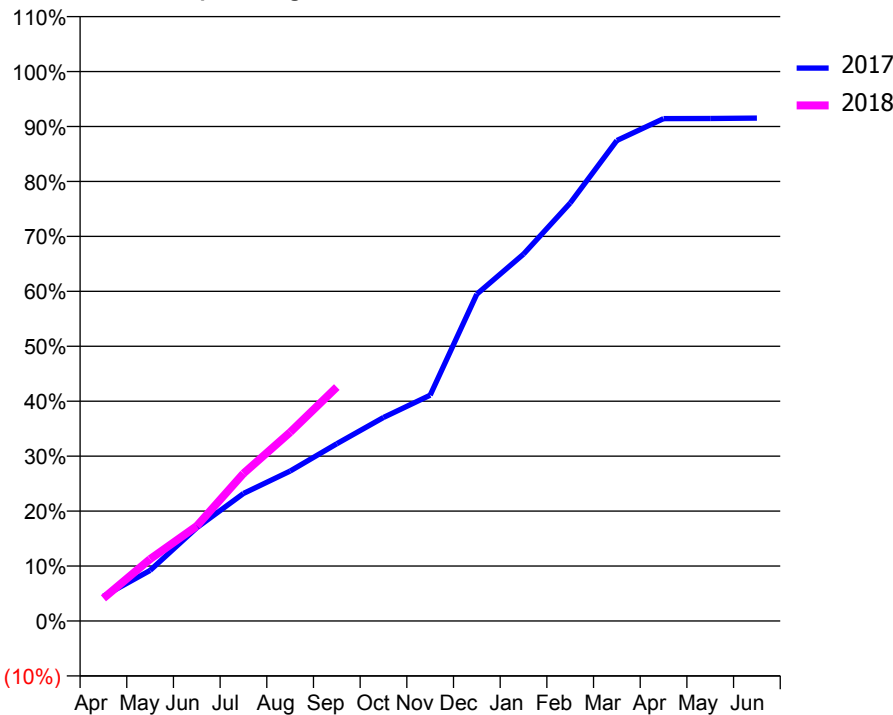
ACCESS*

Patients seen in 24 months	Total	Change since previous quarter
Quarter ending September 2016	6,280	
Quarter ending December 2016	6,218	→
Quarter ending March 2017	6,256	→
Quarter ending June 2017	6,243	→
Quarter ending September 2017	6,247	→
Variance since September 2016	(0.5%)	→



ACTIVITY

Cumulative percentage of contracted UDA delivered 2017 & 2018



Month	Adjusted Scheduled Activity (UDA)	
	2017	2018
April	857	788
May	1,749	2,143
June	3,227	3,285
July	4,411	5,102
August	5,185	6,526
September	6,128	8,091
October	7,036	
November	7,809	
December	11,303	
January	12,688	
February	14,455	
March	16,614	
April	17,372	
May	17,377	
June	17,391	

QUALITY

	Quantity	Base Number	Contract	AT	Region	England
% of FP17s for the same patient ID Re-attending within 3 months - Children	70	1,135	6.2%	10.9%	12.8%	11.9%
% of FP17s for the same patient ID Re-attending within 3 months - Adults	351	2,805	12.5%	14.9%	16.5%	15.9%
% of FP17s for the same patient ID Re-attending between 3 & 9 months - Children	616	1,135	54.3%	61.0%	59.7%	58.1%
% of FP17s for the same patient ID Re-attending between 3 & 9 months - Adults	1,439	2,805	51.3%	54.9%	53.0%	50.6%
% of FP17s for Band 1 Urgent Courses	294	3,631	8.1%	8.6%	9.2%	9.1%
% of FP17s Relating to Free Repair or Replacements	53	3,631	1.5%	0.9%	1.0%	0.8%
% of FP17s Relating to Continuations	50	3,631	1.4%	1.2%	1.2%	1.1%
% of Patients satisfied with the dentistry they have received	7	7	N/A	91.4%	91.6%	91.4%
% of Patients satisfied with the time they had to wait for an appointment	5	7	N/A	87.5%	88.1%	87.7%

* This is based on patients treated on this contract for their most recent course of treatment. Figures in italics indicate the base number of FP17s or Patient Questionnaire responses are less than 100. N/A is shown where the base number of responses is less than 10 during the period. % is calculated as Quantity/Base number*100

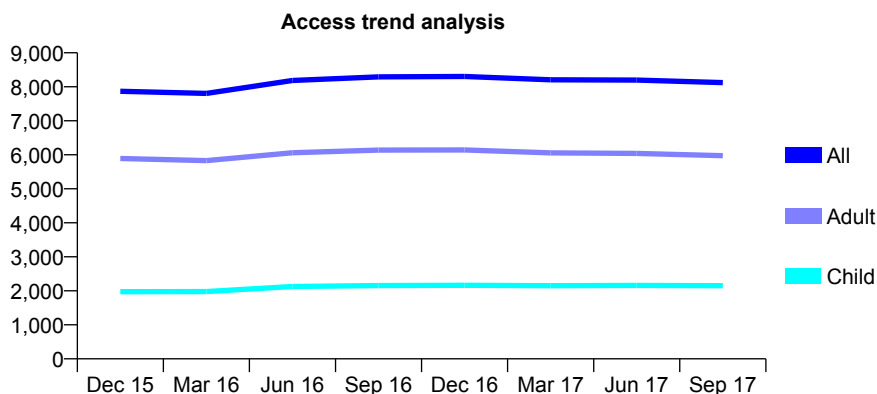
Q52 - Vital Signs At a Glance Contract Report for 101338/0056 - September 2017

Name or company name	Whitecross Dental Care Limited
Contract type name	GDS Contract
Purpose of contract	General
Contract start date	02/07/2007
Contract end date	

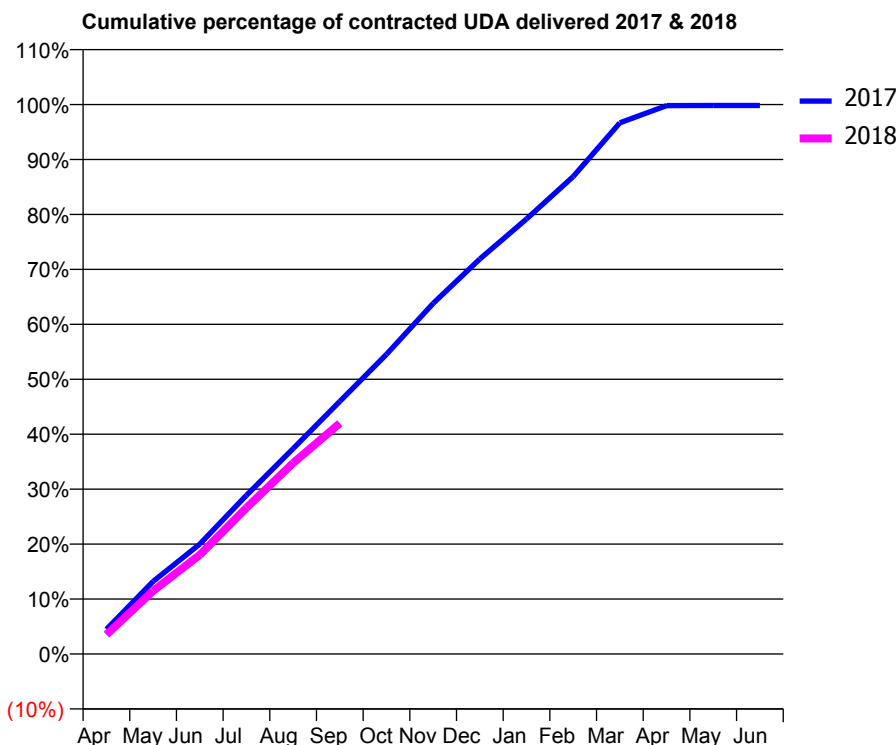
17/18 Contracted general activity (UDA)	25,300
Carry forward general activity (UDA)	0
17/18 Contracted orthodontic activity (UOA)	0
Carry forward orthodontic activity (UOA)	0
Baseline contract value	£685,104.08

ACCESS*

Patients seen in 24 months	Total	Change since previous quarter
Quarter ending September 2016	8,291	
Quarter ending December 2016	8,305	→
Quarter ending March 2017	8,207	↓
Quarter ending June 2017	8,199	→
Quarter ending September 2017	8,124	→
Variance since September 2016	(2.0%)	↓



ACTIVITY



Month	Adjusted Scheduled Activity (UDA)	
	2017	2018
April	1,139	896
May	3,340	2,906
June	5,062	4,563
July	7,307	6,734
August	9,456	8,795
September	11,629	10,623
October	13,798	
November	16,145	
December	18,187	
January	20,029	
February	21,980	
March	24,460	
April	25,248	
May	25,254	
June	25,256	

QUALITY

	Quantity	Base Number	Contract	AT	Region	England
% of FP17s for the same patient ID Re-attending within 3 months - Children	91	1,532	5.9%	10.9%	12.8%	11.9%
% of FP17s for the same patient ID Re-attending within 3 months - Adults	453	3,892	11.6%	14.9%	16.5%	15.9%
% of FP17s for the same patient ID Re-attending between 3 & 9 months - Children	924	1,532	60.3%	61.0%	59.7%	58.1%
% of FP17s for the same patient ID Re-attending between 3 & 9 months - Adults	2,185	3,892	56.1%	54.9%	53.0%	50.6%
% of FP17s for Band 1 Urgent Courses	211	5,053	4.2%	8.6%	9.2%	9.1%
% of FP17s Relating to Free Repair or Replacements	62	5,053	1.2%	0.9%	1.0%	0.8%
% of FP17s Relating to Continuations	94	5,053	1.9%	1.2%	1.2%	1.1%
% of Patients satisfied with the dentistry they have received	5	5	N/A	91.4%	91.6%	91.4%
% of Patients satisfied with the time they had to wait for an appointment	5	5	N/A	87.5%	88.1%	87.7%

* This is based on patients treated on this contract for their most recent course of treatment. Figures in italics indicate the base number of FP17s or Patient Questionnaire responses are less than 100. N/A is shown where the base number of responses is less than 10 during the period. % is calculated as Quantity/Base number*100

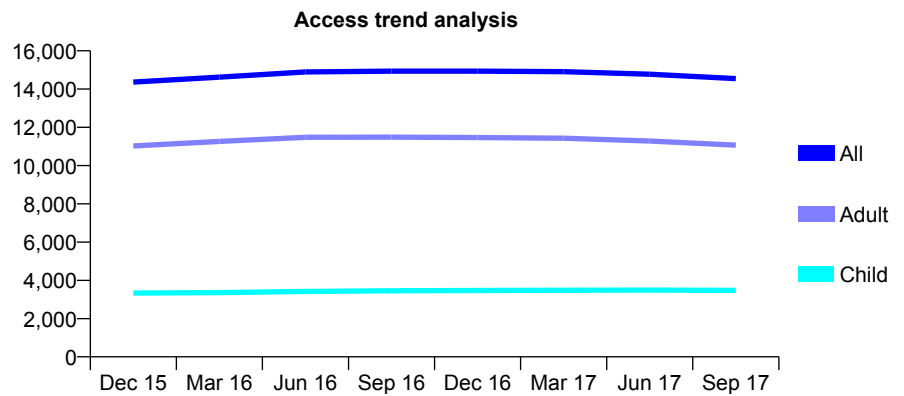
Q52 - Vital Signs At a Glance Contract Report for 101338/0067 - September 2017

Name or company name	Whitecross Dental Care Limited
Contract type name	GDS Contract
Purpose of contract	General
Contract start date	01/07/2008
Contract end date	

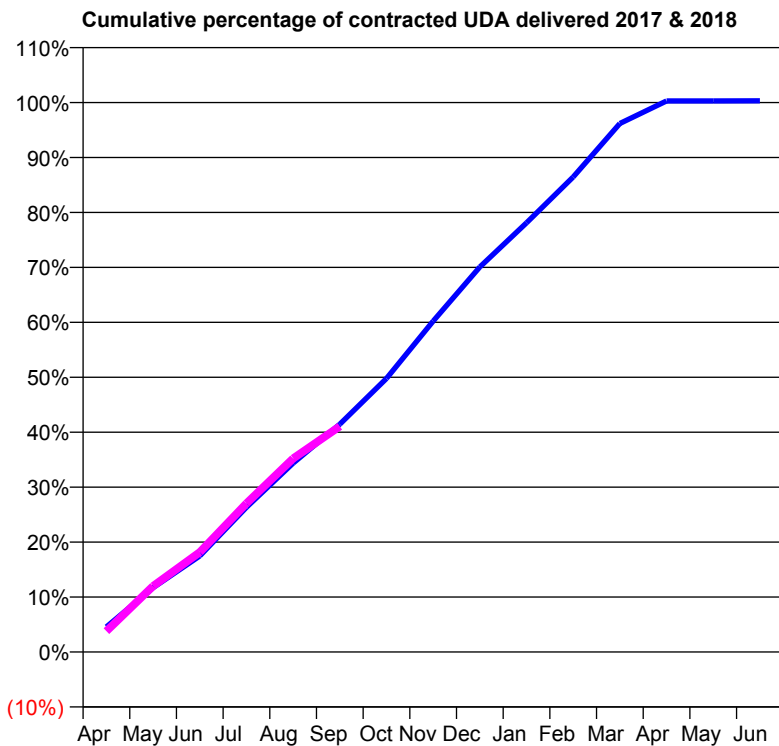
17/18 Contracted general activity (UDA)	40,509
Carry forward general activity (UDA)	0
17/18 Contracted orthodontic activity (UOA)	0
Carry forward orthodontic activity (UOA)	0
Baseline contract value	£1,096,951.84

ACCESS*

Patients seen in 24 months	Total	Change since previous quarter
Quarter ending September 2016	14,940	
Quarter ending December 2016	14,937	→
Quarter ending March 2017	14,912	→
Quarter ending June 2017	14,775	→
Quarter ending September 2017	14,543	↓
Variance since September 2016	(2.7%)	↓



ACTIVITY



Month	Adjusted Scheduled Activity (UDA)	
	2017	2018
April	1,849	1,536
May	4,744	4,864
June	7,085	7,357
July	10,667	10,954
August	13,921	14,272
September	16,799	16,633
October	20,170	
November	24,393	
December	28,382	
January	31,634	
February	35,020	
March	38,959	
April	40,625	
May	40,624	
June	40,631	

QUALITY

	Quantity	Base Number	Contract	AT	Region	England
% of FP17s for the same patient ID Re-attending within 3 months - Children	115	2,522	4.6%	10.9%	12.8%	11.9%
% of FP17s for the same patient ID Re-attending within 3 months - Adults	852	7,586	11.2%	14.9%	16.5%	15.9%
% of FP17s for the same patient ID Re-attending between 3 & 9 months - Children	1,625	2,522	64.4%	61.0%	59.7%	58.1%
% of FP17s for the same patient ID Re-attending between 3 & 9 months - Adults	4,904	7,586	64.6%	54.9%	53.0%	50.6%
% of FP17s for Band 1 Urgent Courses	701	9,285	7.5%	8.6%	9.2%	9.1%
% of FP17s Relating to Free Repair or Replacements	80	9,285	0.9%	0.9%	1.0%	0.8%
% of FP17s Relating to Continuations	117	9,285	1.3%	1.2%	1.2%	1.1%
% of Patients satisfied with the dentistry they have received	20	22	90.9%	91.4%	91.6%	91.4%
% of Patients satisfied with the time they had to wait for an appointment	19	22	86.4%	87.5%	88.1%	87.7%

* This is based on patients treated on this contract for their most recent course of treatment. Figures in italics indicate the base number of FP17s or Patient Questionnaire responses are less than 100. N/A is shown where the base number of responses is less than 10 during the period. % is calculated as Quantity/Base number*100

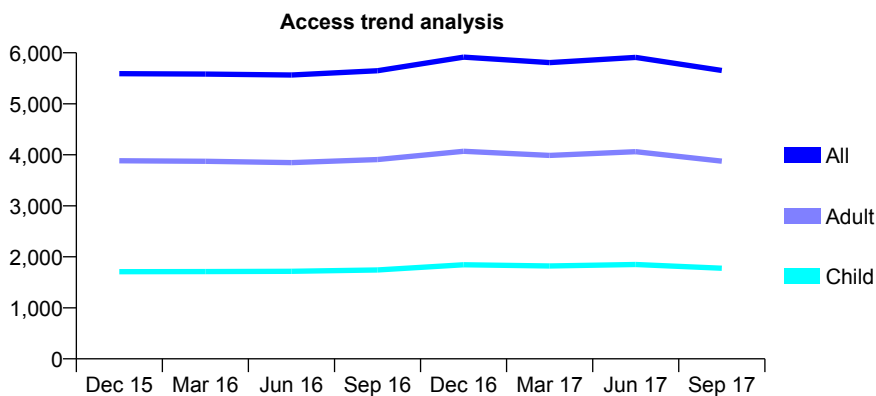
Q52 - Vital Signs At a Glance Contract Report for 101338/0074 - September 2017

Name or company name	Whitecross Dental Care Limited
Contract type name	GDS Contract
Purpose of contract	General
Contract start date	09/12/2008
Contract end date	

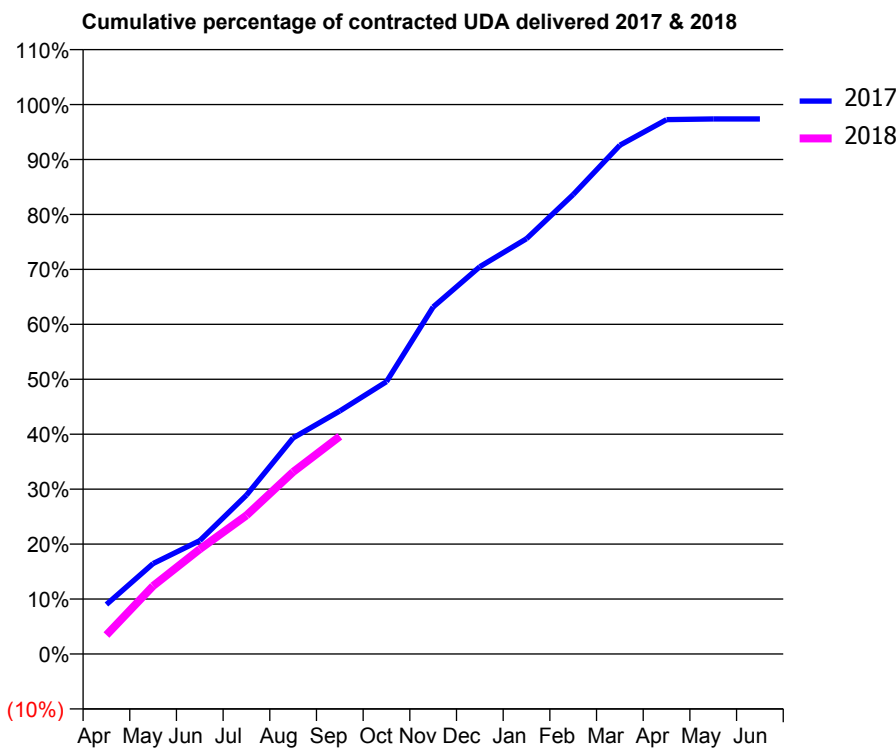
17/18 Contracted general activity (UDA)	18,433
Carry forward general activity (UDA)	0
17/18 Contracted orthodontic activity (UOA)	0
Carry forward orthodontic activity (UOA)	0
Baseline contract value	£543,497.35

ACCESS*

Patients seen in 24 months	Total	Change since previous quarter
Quarter ending September 2016	5,648	
Quarter ending December 2016	5,914	↑
Quarter ending March 2017	5,808	↓
Quarter ending June 2017	5,911	→
Quarter ending September 2017	5,654	↓
Variance since September 2016	0.1%	→



ACTIVITY



Month	Adjusted Scheduled Activity (UDA)	
	2017	2018
April	1,651	637
May	3,010	2,285
June	3,775	3,519
July	5,288	4,651
August	7,193	6,107
September	8,088	7,303
October	9,066	
November	11,551	
December	12,888	
January	13,819	
February	15,289	
March	16,930	
April	17,786	
May	17,806	
June	17,808	

QUALITY

	Quantity	Base Number	Contract	AT	Region	England
% of FP17s for the same patient ID Re-attending within 3 months - Children	98	1,269	7.7%	10.9%	12.8%	11.9%
% of FP17s for the same patient ID Re-attending within 3 months - Adults	352	2,645	13.3%	14.9%	16.5%	15.9%
% of FP17s for the same patient ID Re-attending between 3 & 9 months - Children	726	1,269	57.2%	61.0%	59.7%	58.1%
% of FP17s for the same patient ID Re-attending between 3 & 9 months - Adults	1,439	2,645	54.4%	54.9%	53.0%	50.6%
% of FP17s for Band 1 Urgent Courses	345	3,522	9.8%	8.6%	9.2%	9.1%
% of FP17s Relating to Free Repair or Replacements	14	3,522	0.4%	0.9%	1.0%	0.8%
% of FP17s Relating to Continuations	50	3,522	1.4%	1.2%	1.2%	1.1%
% of Patients satisfied with the dentistry they have received	5	5	N/A	91.4%	91.6%	91.4%
% of Patients satisfied with the time they had to wait for an appointment	5	5	N/A	87.5%	88.1%	87.7%

* This is based on patients treated on this contract for their most recent course of treatment. Figures in italics indicate the base number of FP17s or Patient Questionnaire responses are less than 100. N/A is shown where the base number of responses is less than 10 during the period. % is calculated as Quantity/Base number*100

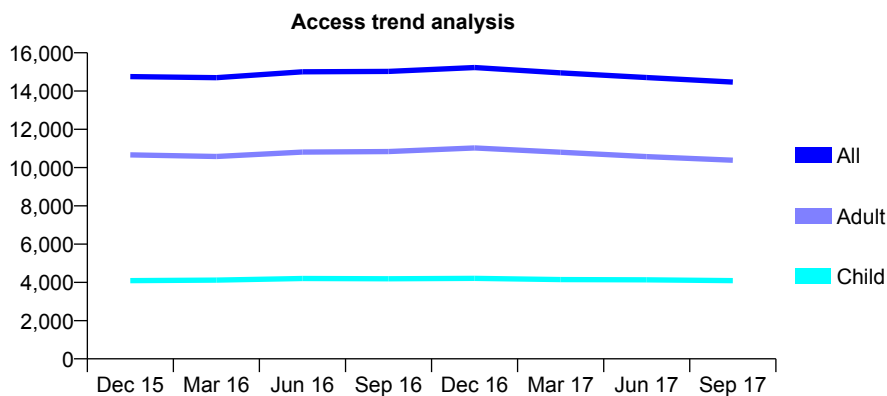
Q52 - Vital Signs At a Glance Contract Report for 101338/0079 - September 2017

Name or company name	Whitecross Dental Care Limited
Contract type name	GDS Contract
Purpose of contract	General
Contract start date	01/04/2009
Contract end date	

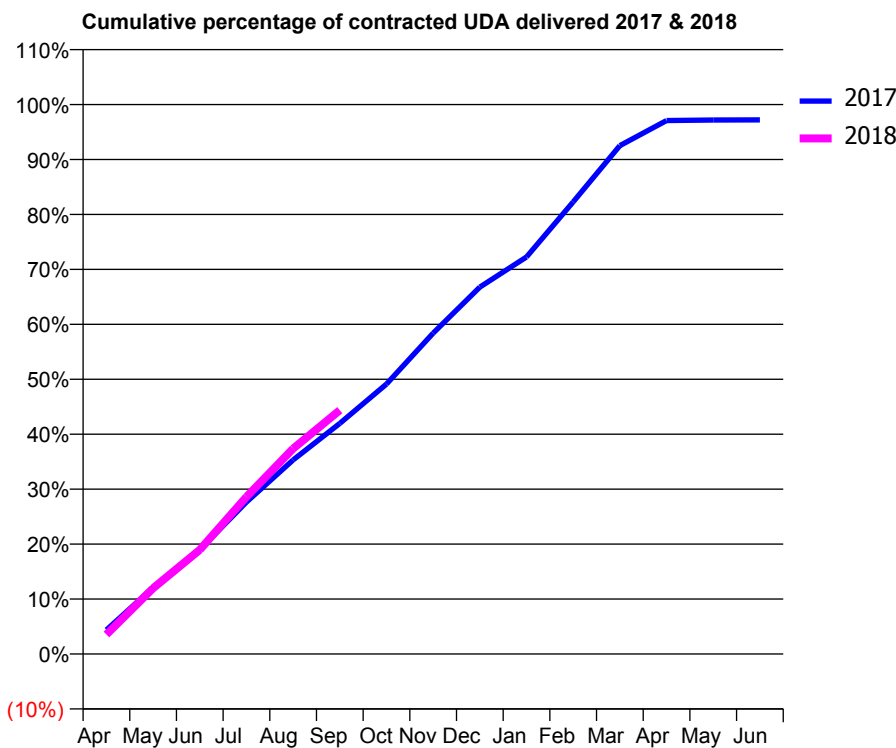
17/18 Contracted general activity (UDA)	44,400
Carry forward general activity (UDA)	0
17/18 Contracted orthodontic activity (UOA)	0
Carry forward orthodontic activity (UOA)	0
Baseline contract value	£1,202,317.06

ACCESS*

Patients seen in 24 months	Total	Change since previous quarter
Quarter ending September 2016	15,027	
Quarter ending December 2016	15,231	→
Quarter ending March 2017	14,952	↓
Quarter ending June 2017	14,705	↓
Quarter ending September 2017	14,471	↓
Variance since September 2016	(3.7%)	↓



ACTIVITY



Month	Adjusted Scheduled Activity (UDA)	
	2017	2018
April	1,943	1,580
May	5,373	5,321
June	8,436	8,416
July	12,278	12,695
August	15,677	16,595
September	18,639	19,698
October	21,812	
November	25,926	
December	29,650	
January	32,085	
February	36,535	
March	41,075	
April	43,103	
May	43,149	
June	43,162	

QUALITY

	Quantity	Base Number	Contract	AT	Region	England
% of FP17s for the same patient ID Re-attending within 3 months - Children	158	2,641	6.0%	10.9%	12.8%	11.9%
% of FP17s for the same patient ID Re-attending within 3 months - Adults	987	6,421	15.4%	14.9%	16.5%	15.9%
% of FP17s for the same patient ID Re-attending between 3 & 9 months - Children	1,434	2,641	54.3%	61.0%	59.7%	58.1%
% of FP17s for the same patient ID Re-attending between 3 & 9 months - Adults	3,327	6,421	51.8%	54.9%	53.0%	50.6%
% of FP17s for Band 1 Urgent Courses	714	8,353	8.5%	8.6%	9.2%	9.1%
% of FP17s Relating to Free Repair or Replacements	94	8,353	1.1%	0.9%	1.0%	0.8%
% of FP17s Relating to Continuations	201	8,353	2.4%	1.2%	1.2%	1.1%
% of Patients satisfied with the dentistry they have received	10	13	76.9%	91.4%	91.6%	91.4%
% of Patients satisfied with the time they had to wait for an appointment	9	13	69.2%	87.5%	88.1%	87.7%

* This is based on patients treated on this contract for their most recent course of treatment. Figures in italics indicate the base number of FP17s or Patient Questionnaire responses are less than 100. N/A is shown where the base number of responses is less than 10 during the period. % is calculated as Quantity/Base number*100

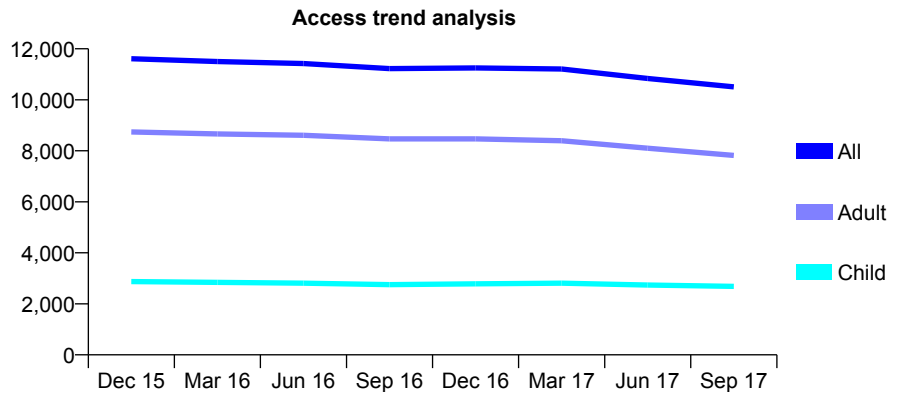
Q52 - Vital Signs At a Glance Contract Report for 101338/0080 - September 2017

Name or company name	Whitecross Dental Care Limited
Contract type name	GDS Contract
Purpose of contract	General
Contract start date	01/04/2009
Contract end date	

17/18 Contracted general activity (UDA)	30,442
Carry forward general activity (UDA)	0
17/18 Contracted orthodontic activity (UOA)	0
Carry forward orthodontic activity (UOA)	0
Baseline contract value	£819,828.72

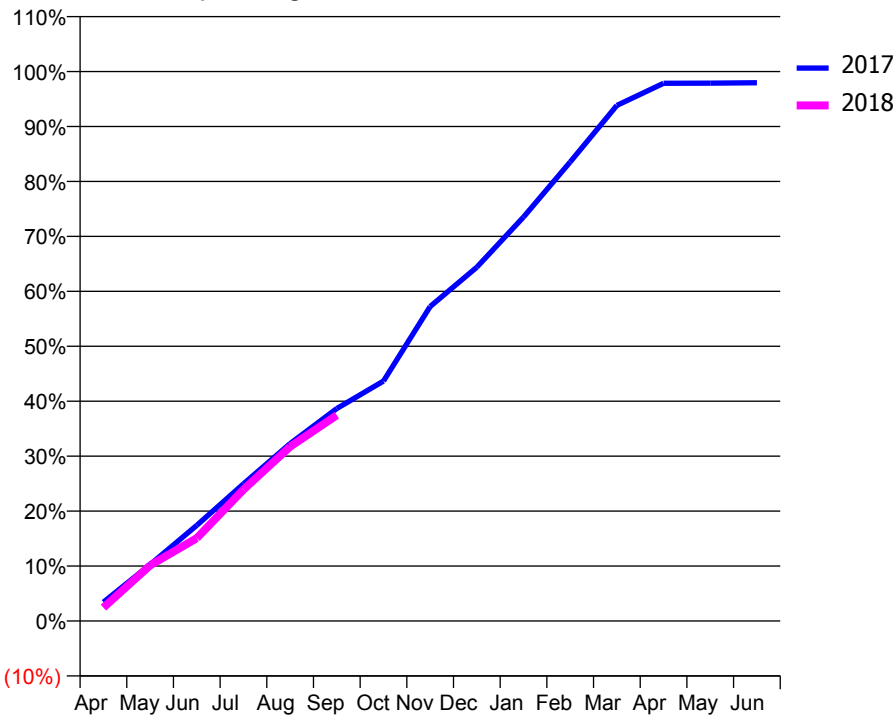
ACCESS*

Patients seen in 24 months	Total	Change since previous quarter
Quarter ending September 2016	11,224	
Quarter ending December 2016	11,250	→
Quarter ending March 2017	11,206	→
Quarter ending June 2017	10,835	↓
Quarter ending September 2017	10,506	↓
Variance since September 2016	(6.4%)	↓



ACTIVITY

Cumulative percentage of contracted UDA delivered 2017 & 2018



Month	Adjusted Scheduled Activity (UDA)	
	2017	2018
April	1,049	740
May	3,125	3,087
June	5,297	4,589
July	7,594	7,277
August	9,830	9,660
September	11,775	11,402
October	13,291	
November	17,424	
December	19,603	
January	22,382	
February	25,434	
March	28,562	
April	29,788	
May	29,800	
June	29,820	

QUALITY

	Quantity	Base Number	Contract	AT	Region	England
% of FP17s for the same patient ID Re-attending within 3 months - Children	90	1,623	5.5%	10.9%	12.8%	11.9%
% of FP17s for the same patient ID Re-attending within 3 months - Adults	402	4,492	8.9%	14.9%	16.5%	15.9%
% of FP17s for the same patient ID Re-attending between 3 & 9 months - Children	931	1,623	57.4%	61.0%	59.7%	58.1%
% of FP17s for the same patient ID Re-attending between 3 & 9 months - Adults	2,526	4,492	56.2%	54.9%	53.0%	50.6%
% of FP17s for Band 1 Urgent Courses	309	5,622	5.5%	8.6%	9.2%	9.1%
% of FP17s Relating to Free Repair or Replacements	61	5,622	1.1%	0.9%	1.0%	0.8%
% of FP17s Relating to Continuations	78	5,622	1.4%	1.2%	1.2%	1.1%
% of Patients satisfied with the dentistry they have received	9	10	90.0%	91.4%	91.6%	91.4%
% of Patients satisfied with the time they had to wait for an appointment	9	10	90.0%	87.5%	88.1%	87.7%

* This is based on patients treated on this contract for their most recent course of treatment. Figures in italics indicate the base number of FP17s or Patient Questionnaire responses are less than 100. N/A is shown where the base number of responses is less than 10 during the period. % is calculated as Quantity/Base number*100

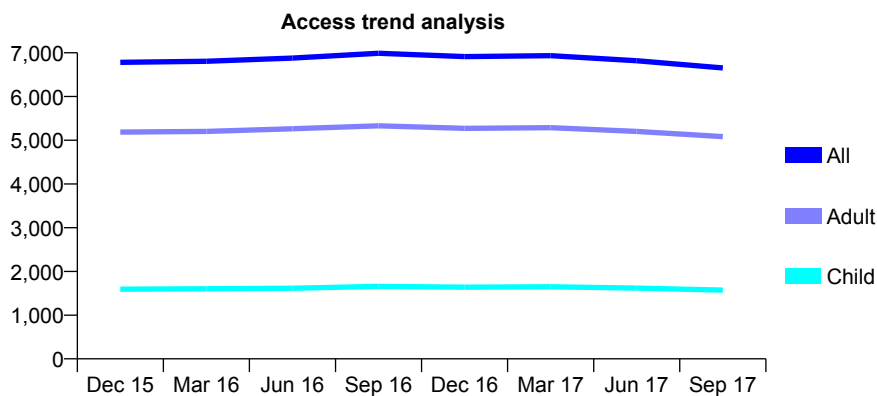
Q52 - Vital Signs At a Glance Contract Report for 101338/0081 - September 2017

Name or company name	Petrie Tucker and Partners Ltd
Contract type name	GDS Contract
Purpose of contract	General
Contract start date	01/04/2009
Contract end date	

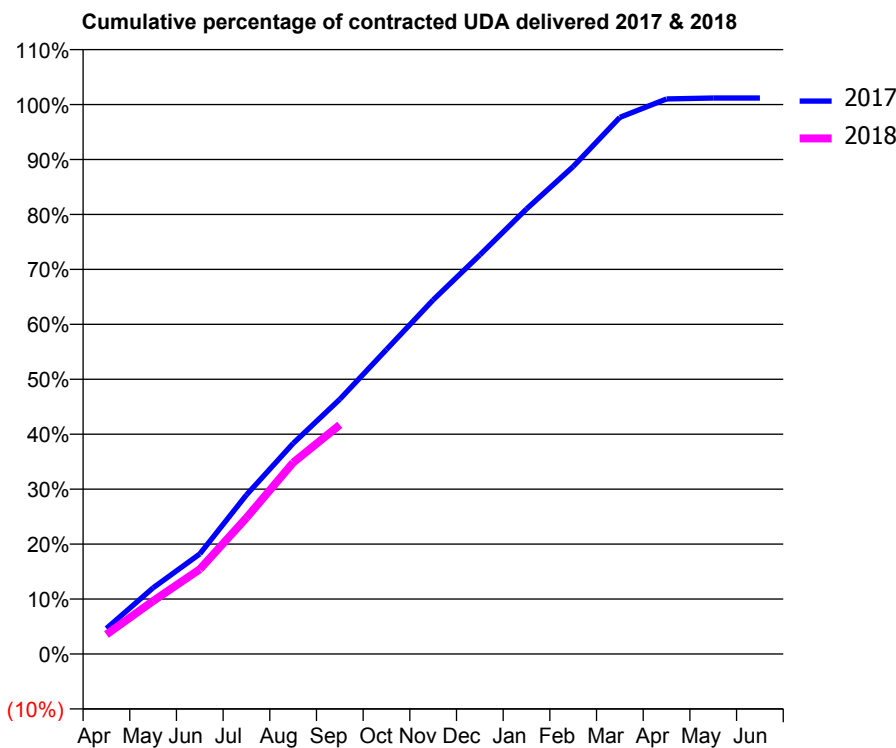
17/18 Contracted general activity (UDA)	16,300
Carry forward general activity (UDA)	0
17/18 Contracted orthodontic activity (UOA)	0
Carry forward orthodontic activity (UOA)	0
Baseline contract value	£441,391.17

ACCESS*

Patients seen in 24 months	Total	Change since previous quarter
Quarter ending September 2016	6,988	
Quarter ending December 2016	6,913	↓
Quarter ending March 2017	6,935	→
Quarter ending June 2017	6,819	↓
Quarter ending September 2017	6,655	↓
Variance since September 2016	(4.8%)	↓



ACTIVITY



Month	Adjusted Scheduled Activity (UDA)	
	2017	2018
April	757	579
May	1,966	1,572
June	2,969	2,512
July	4,722	4,040
August	6,247	5,677
September	7,555	6,799
October	9,031	
November	10,504	
December	11,836	
January	13,200	
February	14,459	
March	15,920	
April	16,465	
May	16,492	
June	16,493	

QUALITY

	Quantity	Base Number	Contract	AT	Region	England
% of FP17s for the same patient ID Re-attending within 3 months - Children	49	928	5.3%	10.9%	12.8%	11.9%
% of FP17s for the same patient ID Re-attending within 3 months - Adults	205	2,582	7.9%	14.9%	16.5%	15.9%
% of FP17s for the same patient ID Re-attending between 3 & 9 months - Children	486	928	52.4%	61.0%	59.7%	58.1%
% of FP17s for the same patient ID Re-attending between 3 & 9 months - Adults	1,175	2,582	45.5%	54.9%	53.0%	50.6%
% of FP17s for Band 1 Urgent Courses	118	3,308	3.6%	8.6%	9.2%	9.1%
% of FP17s Relating to Free Repair or Replacements	21	3,308	0.6%	0.9%	1.0%	0.8%
% of FP17s Relating to Continuations	29	3,308	0.9%	1.2%	1.2%	1.1%
% of Patients satisfied with the dentistry they have received	13	13	100.0%	91.4%	91.6%	91.4%
% of Patients satisfied with the time they had to wait for an appointment	11	13	84.6%	87.5%	88.1%	87.7%

* This is based on patients treated on this contract for their most recent course of treatment. Figures in italics indicate the base number of FP17s or Patient Questionnaire responses are less than 100. N/A is shown where the base number of responses is less than 10 during the period. % is calculated as Quantity/Base number*100

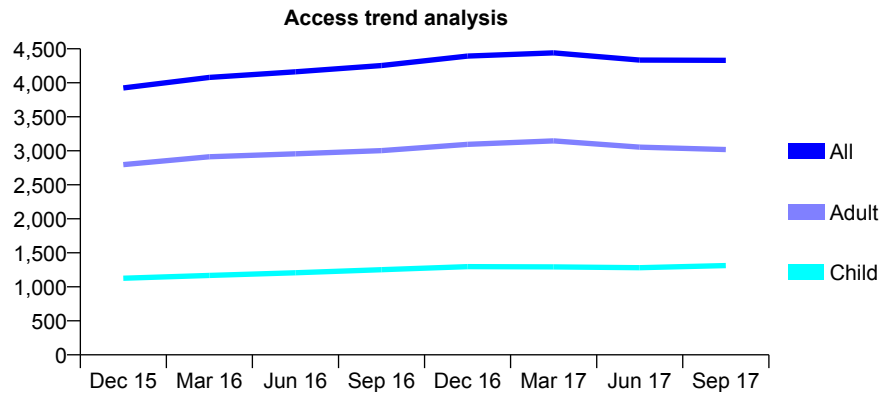
Q52 - Vital Signs At a Glance Contract Report for 101338/0098 - September 2017

Name or company name	Whitecross Dental Care Limited
Contract type name	GDS Contract
Purpose of contract	General
Contract start date	01/09/2009
Contract end date	

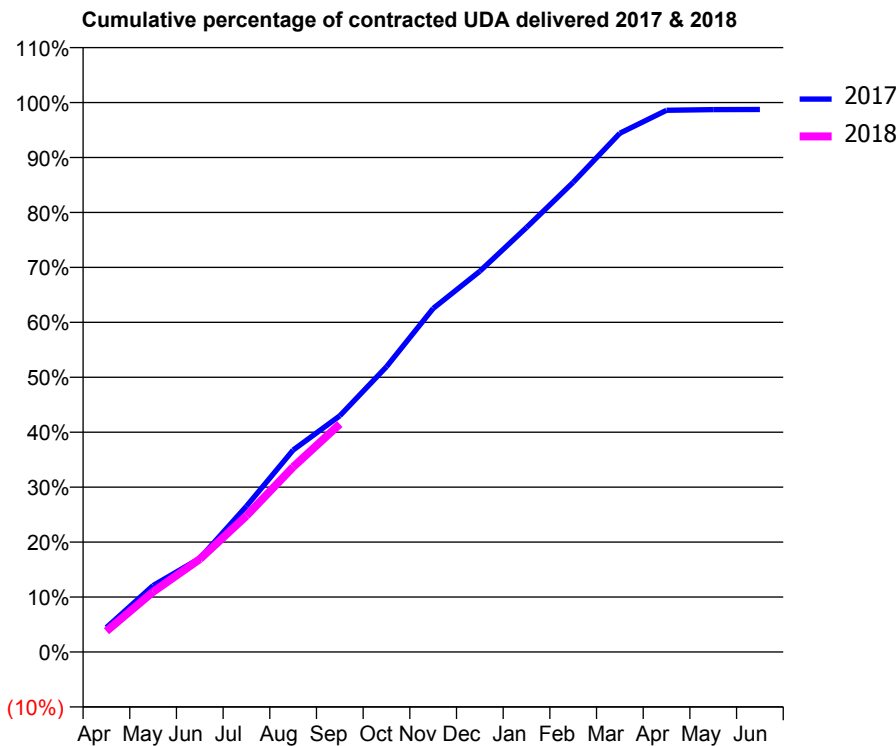
17/18 Contracted general activity (UDA)	16,371
Carry forward general activity (UDA)	0
17/18 Contracted orthodontic activity (UOA)	0
Carry forward orthodontic activity (UOA)	0
Baseline contract value	£415,021.35

ACCESS*

Patients seen in 24 months	Total	Change since previous quarter
Quarter ending September 2016	4,253	
Quarter ending December 2016	4,394	↑
Quarter ending March 2017	4,440	→
Quarter ending June 2017	4,335	↓
Quarter ending September 2017	4,330	→
Variance since September 2016	1.8%	→



ACTIVITY



Month	Adjusted Scheduled Activity (UDA)	
	2017	2018
April	728	620
May	1,979	1,793
June	2,791	2,768
July	4,345	4,056
August	6,015	5,511
September	7,039	6,791
October	8,500	
November	10,235	
December	11,343	
January	12,648	
February	13,995	
March	15,455	
April	16,139	
May	16,161	
June	16,163	

QUALITY

	Quantity	Base Number	Contract	AT	Region	England
% of FP17s for the same patient ID Re-attending within 3 months - Children	75	1,093	6.9%	10.9%	12.8%	11.9%
% of FP17s for the same patient ID Re-attending within 3 months - Adults	279	2,061	13.5%	14.9%	16.5%	15.9%
% of FP17s for the same patient ID Re-attending between 3 & 9 months - Children	635	1,093	58.1%	61.0%	59.7%	58.1%
% of FP17s for the same patient ID Re-attending between 3 & 9 months - Adults	1,190	2,061	57.7%	54.9%	53.0%	50.6%
% of FP17s for Band 1 Urgent Courses	172	2,895	5.9%	8.6%	9.2%	9.1%
% of FP17s Relating to Free Repair or Replacements	42	2,895	1.5%	0.9%	1.0%	0.8%
% of FP17s Relating to Continuations	54	2,895	1.9%	1.2%	1.2%	1.1%
% of Patients satisfied with the dentistry they have received	2	3	N/A	91.4%	91.6%	91.4%
% of Patients satisfied with the time they had to wait for an appointment	3	3	N/A	87.5%	88.1%	87.7%

* This is based on patients treated on this contract for their most recent course of treatment. Figures in italics indicate the base number of FP17s or Patient Questionnaire responses are less than 100. N/A is shown where the base number of responses is less than 10 during the period. % is calculated as Quantity/Base number*100

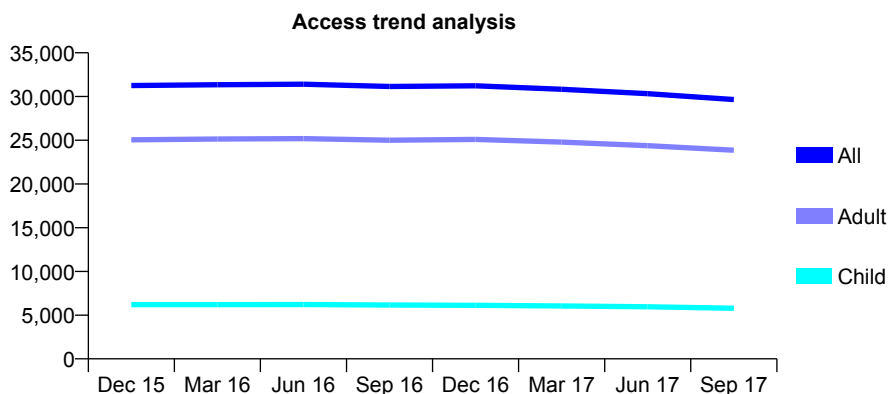
Q52 - Vital Signs At a Glance Contract Report for 101338/0104 - September 2017

Name or company name	Whitecross Dental Care Limited
Contract type name	GDS Contract
Purpose of contract	General
Contract start date	01/10/2009
Contract end date	

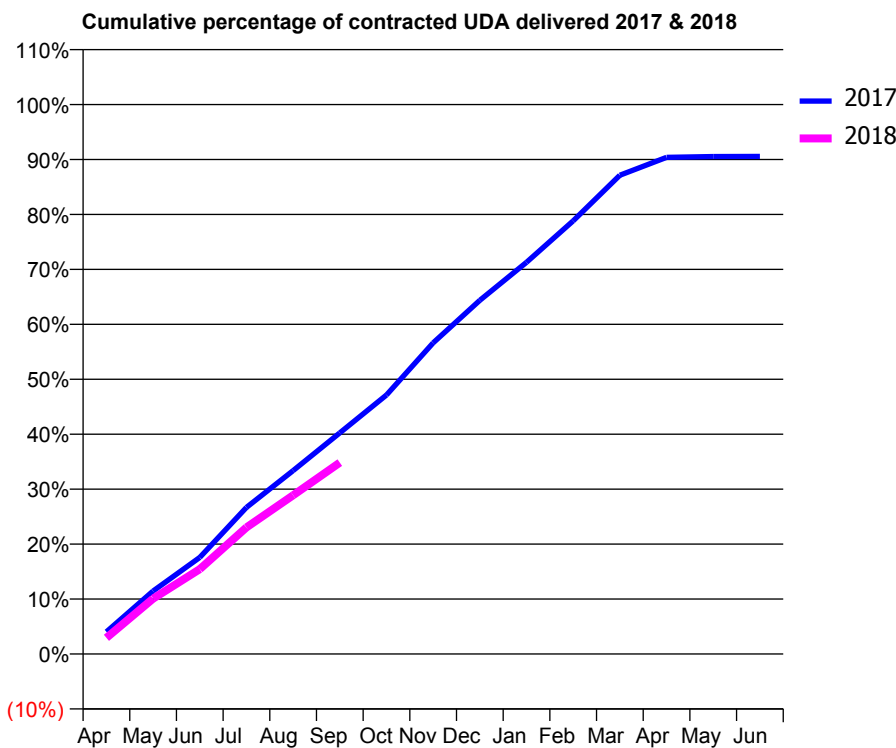
17/18 Contracted general activity (UDA)	85,709
Carry forward general activity (UDA)	0
17/18 Contracted orthodontic activity (UOA)	0
Carry forward orthodontic activity (UOA)	0
Baseline contract value	£2,392,631.56

ACCESS*

Patients seen in 24 months	Total	Change since previous quarter
Quarter ending September 2016	31,152	
Quarter ending December 2016	31,223	→
Quarter ending March 2017	30,832	↓
Quarter ending June 2017	30,321	↓
Quarter ending September 2017	29,655	↓
Variance since September 2016	(4.8%)	↓



ACTIVITY



Month	Adjusted Scheduled Activity (UDA)	
	2017	2018
April	3,470	2,534
May	9,819	8,650
June	15,078	13,248
July	22,866	19,759
August	28,614	24,771
September	34,490	29,860
October	40,392	
November	48,533	
December	55,178	
January	61,089	
February	67,567	
March	74,684	
April	77,458	
May	77,596	
June	77,604	

QUALITY

	Quantity	Base Number	Contract	AT	Region	England
% of FP17s for the same patient ID Re-attending within 3 months - Children	174	3,269	5.3%	10.9%	12.8%	11.9%
% of FP17s for the same patient ID Re-attending within 3 months - Adults	1,631	13,114	12.4%	14.9%	16.5%	15.9%
% of FP17s for the same patient ID Re-attending between 3 & 9 months - Children	1,286	3,269	39.3%	61.0%	59.7%	58.1%
% of FP17s for the same patient ID Re-attending between 3 & 9 months - Adults	5,324	13,114	40.6%	54.9%	53.0%	50.6%
% of FP17s for Band 1 Urgent Courses	1,222	15,046	8.1%	8.6%	9.2%	9.1%
% of FP17s Relating to Free Repair or Replacements	114	15,046	0.8%	0.9%	1.0%	0.8%
% of FP17s Relating to Continuations	324	15,046	2.2%	1.2%	1.2%	1.1%
% of Patients satisfied with the dentistry they have received	34	38	89.5%	91.4%	91.6%	91.4%
% of Patients satisfied with the time they had to wait for an appointment	30	38	78.9%	87.5%	88.1%	87.7%

* This is based on patients treated on this contract for their most recent course of treatment. Figures in italics indicate the base number of FP17s or Patient Questionnaire responses are less than 100. N/A is shown where the base number of responses is less than 10 during the period. % is calculated as Quantity/Base number*100

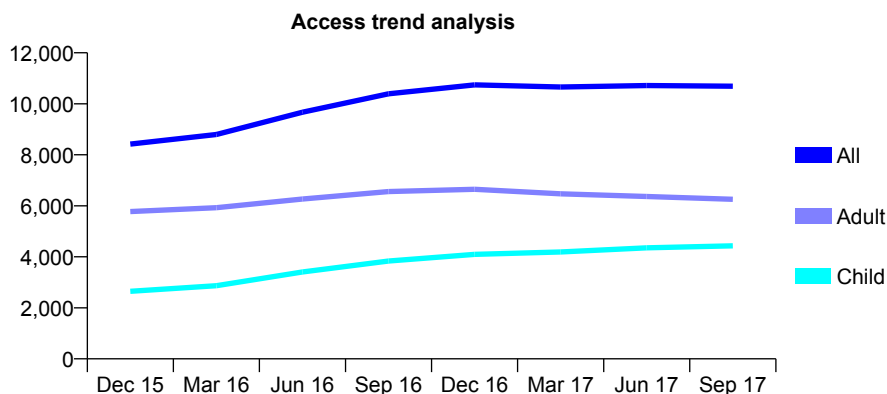
Q52 - Vital Signs At a Glance Contract Report for 101338/0138 - September 2017

Name or company name	Whitecross Dental Care Limited
Contract type name	GDS Contract
Purpose of contract	General
Contract start date	01/06/2012
Contract end date	

17/18 Contracted general activity (UDA)	28,509
Carry forward general activity (UDA)	0
17/18 Contracted orthodontic activity (UOA)	0
Carry forward orthodontic activity (UOA)	0
Baseline contract value	£951,742.08

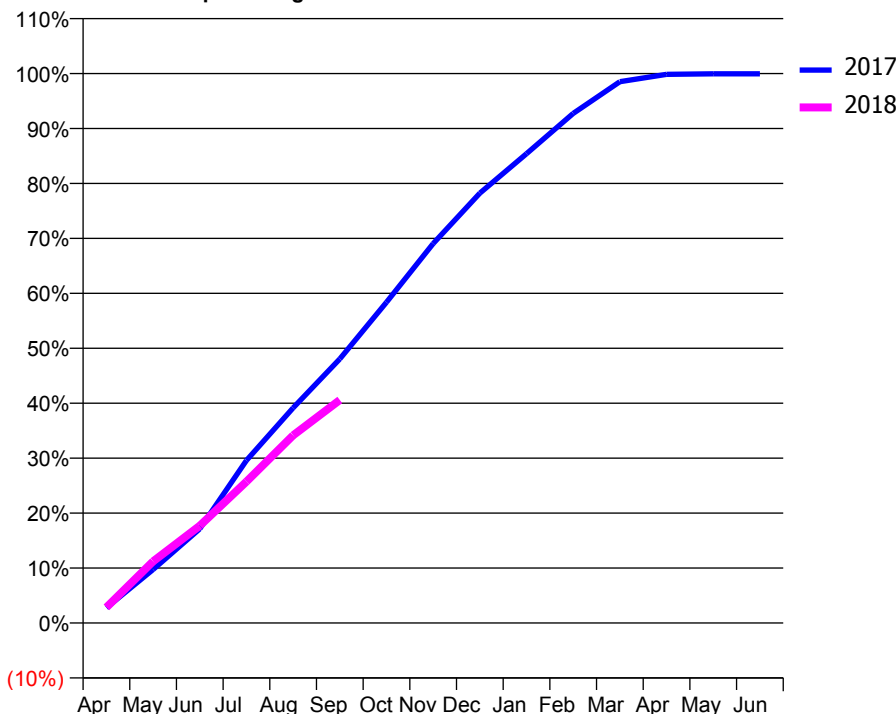
ACCESS*

Patients seen in 24 months	Total	Change since previous quarter
Quarter ending September 2016	10,394	
Quarter ending December 2016	10,745	↑
Quarter ending March 2017	10,661	→
Quarter ending June 2017	10,716	→
Quarter ending September 2017	10,688	→
Variance since September 2016	2.8%	↑



ACTIVITY

Cumulative percentage of contracted UDA delivered 2017 & 2018



Month	Adjusted Scheduled Activity (UDA)	
	2017	2018
April	791	812
May	2,780	3,197
June	4,891	5,044
July	8,440	7,336
August	11,165	9,735
September	13,700	11,571
October	16,639	
November	19,686	
December	22,303	
January	24,351	
February	26,439	
March	28,084	
April	28,466	
May	28,490	
June	28,494	

QUALITY

	Quantity	Base Number	Contract	AT	Region	England
% of FP17s for the same patient ID Re-attending within 3 months - Children	157	2,816	5.6%	10.9%	12.8%	11.9%
% of FP17s for the same patient ID Re-attending within 3 months - Adults	331	3,420	9.7%	14.9%	16.5%	15.9%
% of FP17s for the same patient ID Re-attending between 3 & 9 months - Children	1,352	2,816	48.0%	61.0%	59.7%	58.1%
% of FP17s for the same patient ID Re-attending between 3 & 9 months - Adults	1,873	3,420	54.8%	54.9%	53.0%	50.6%
% of FP17s for Band 1 Urgent Courses	425	6,096	7.0%	8.6%	9.2%	9.1%
% of FP17s Relating to Free Repair or Replacements	15	6,096	0.2%	0.9%	1.0%	0.8%
% of FP17s Relating to Continuations	51	6,096	0.8%	1.2%	1.2%	1.1%
% of Patients satisfied with the dentistry they have received	8	8	N/A	91.4%	91.6%	91.4%
% of Patients satisfied with the time they had to wait for an appointment	7	8	N/A	87.5%	88.1%	87.7%

* This is based on patients treated on this contract for their most recent course of treatment. Figures in italics indicate the base number of FP17s or Patient Questionnaire responses are less than 100. N/A is shown where the base number of responses is less than 10 during the period. % is calculated as Quantity/Base number*100

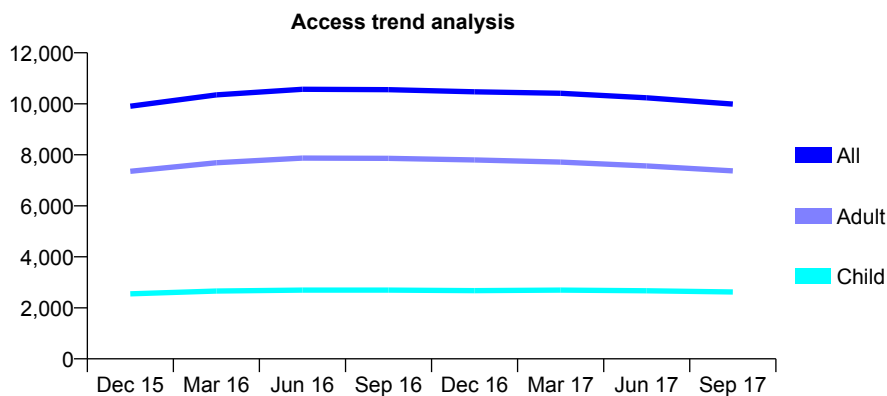
Q52 - Vital Signs At a Glance Contract Report for 101338/0139 - September 2017

Name or company name	Whitecross Dental Care Limited
Contract type name	GDS Contract
Purpose of contract	General
Contract start date	01/06/2012
Contract end date	

17/18 Contracted general activity (UDA)	28,439
Carry forward general activity (UDA)	0
17/18 Contracted orthodontic activity (UOA)	0
Carry forward orthodontic activity (UOA)	0
Baseline contract value	£824,853.04

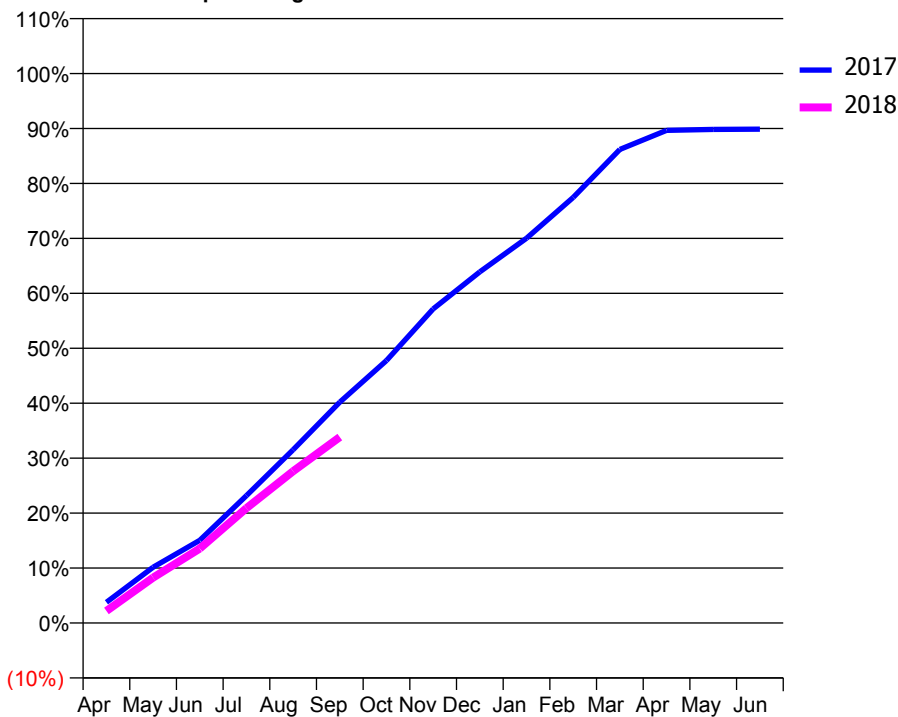
ACCESS*

Patients seen in 24 months	Total	Change since previous quarter
Quarter ending September 2016	10,554	
Quarter ending December 2016	10,470	→
Quarter ending March 2017	10,412	→
Quarter ending June 2017	10,236	↓
Quarter ending September 2017	9,988	↓
Variance since September 2016	(5.4%)	↓



ACTIVITY

Cumulative percentage of contracted UDA delivered 2017 & 2018



Month	Adjusted Scheduled Activity (UDA)	
	2017	2018
April	1,071	626
May	2,887	2,349
June	4,285	3,855
July	6,595	5,947
August	8,968	7,859
September	11,430	9,626
October	13,587	
November	16,254	
December	18,172	
January	19,910	
February	22,026	
March	24,513	
April	25,495	
May	25,547	
June	25,556	

QUALITY

	Quantity	Base Number	Contract	AT	Region	England
% of FP17s for the same patient ID Re-attending within 3 months - Children	83	1,714	4.8%	10.9%	12.8%	11.9%
% of FP17s for the same patient ID Re-attending within 3 months - Adults	446	4,454	10.0%	14.9%	16.5%	15.9%
% of FP17s for the same patient ID Re-attending between 3 & 9 months - Children	1,054	1,714	61.5%	61.0%	59.7%	58.1%
% of FP17s for the same patient ID Re-attending between 3 & 9 months - Adults	2,650	4,454	59.5%	54.9%	53.0%	50.6%
% of FP17s for Band 1 Urgent Courses	426	5,650	7.5%	8.6%	9.2%	9.1%
% of FP17s Relating to Free Repair or Replacements	25	5,650	0.4%	0.9%	1.0%	0.8%
% of FP17s Relating to Continuations	47	5,650	0.8%	1.2%	1.2%	1.1%
% of Patients satisfied with the dentistry they have received	16	17	94.1%	91.4%	91.6%	91.4%
% of Patients satisfied with the time they had to wait for an appointment	14	17	82.4%	87.5%	88.1%	87.7%

* This is based on patients treated on this contract for their most recent course of treatment. Figures in italics indicate the base number of FP17s or Patient Questionnaire responses are less than 100. N/A is shown where the base number of responses is less than 10 during the period. % is calculated as Quantity/Base number*100

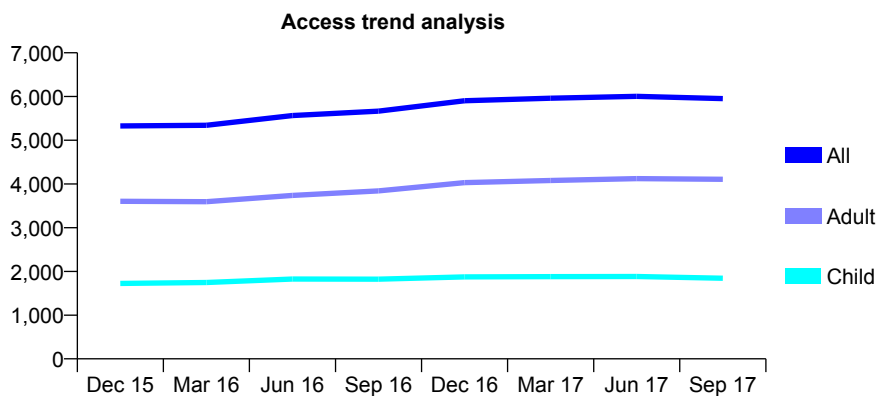
Q52 - Vital Signs At a Glance Contract Report for 101338/0140 - September 2017

Name or company name	Whitecross Dental Care Limited
Contract type name	GDS Contract
Purpose of contract	General
Contract start date	01/06/2012
Contract end date	

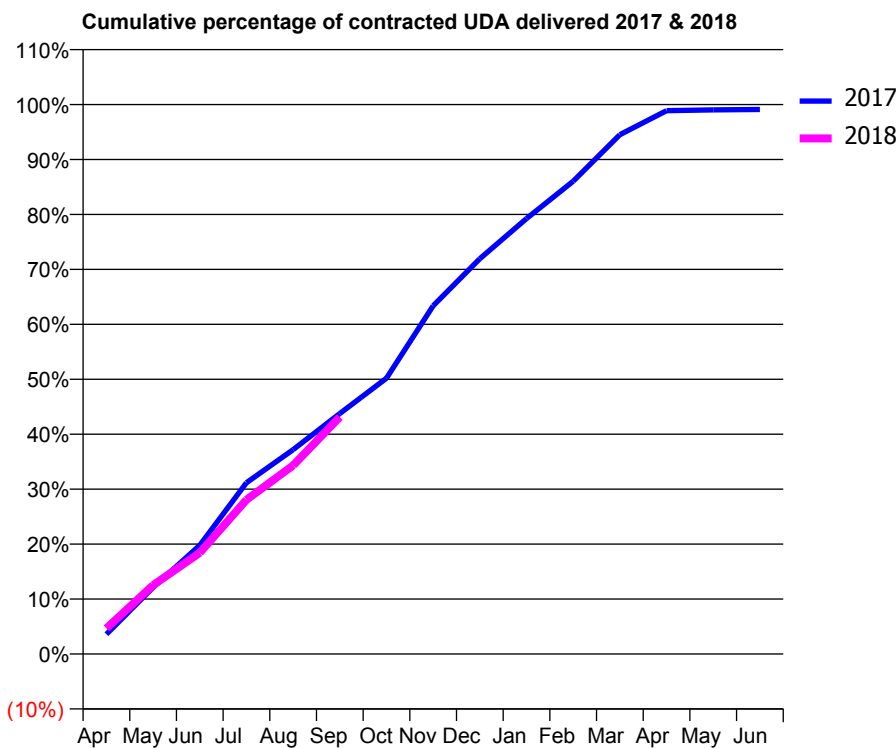
17/18 Contracted general activity (UDA)	16,508
Carry forward general activity (UDA)	0
17/18 Contracted orthodontic activity (UOA)	0
Carry forward orthodontic activity (UOA)	0
Baseline contract value	£479,688.54

ACCESS*

Patients seen in 24 months	Total	Change since previous quarter
Quarter ending September 2016	5,666	
Quarter ending December 2016	5,904	↑
Quarter ending March 2017	5,960	→
Quarter ending June 2017	6,005	→
Quarter ending September 2017	5,953	→
Variance since September 2016	5.1%	↑



ACTIVITY



Month	Adjusted Scheduled Activity (UDA)	
	2017	2018
April	595	773
May	1,999	2,068
June	3,266	3,042
July	5,146	4,631
August	6,140	5,668
September	7,223	7,119
October	8,285	
November	10,462	
December	11,877	
January	13,083	
February	14,202	
March	15,602	
April	16,323	
May	16,346	
June	16,358	

QUALITY

	Quantity	Base Number	Contract	AT	Region	England
% of FP17s for the same patient ID Re-attending within 3 months - Children	83	1,428	5.8%	10.9%	12.8%	11.9%
% of FP17s for the same patient ID Re-attending within 3 months - Adults	386	2,926	13.2%	14.9%	16.5%	15.9%
% of FP17s for the same patient ID Re-attending between 3 & 9 months - Children	888	1,428	62.2%	61.0%	59.7%	58.1%
% of FP17s for the same patient ID Re-attending between 3 & 9 months - Adults	1,561	2,926	53.3%	54.9%	53.0%	50.6%
% of FP17s for Band 1 Urgent Courses	271	3,976	6.8%	8.6%	9.2%	9.1%
% of FP17s Relating to Free Repair or Replacements	23	3,976	0.6%	0.9%	1.0%	0.8%
% of FP17s Relating to Continuations	43	3,976	1.1%	1.2%	1.2%	1.1%
% of Patients satisfied with the dentistry they have received	9	9	N/A	91.4%	91.6%	91.4%
% of Patients satisfied with the time they had to wait for an appointment	8	9	N/A	87.5%	88.1%	87.7%

* This is based on patients treated on this contract for their most recent course of treatment. Figures in italics indicate the base number of FP17s or Patient Questionnaire responses are less than 100. N/A is shown where the base number of responses is less than 10 during the period. % is calculated as Quantity/Base number*100

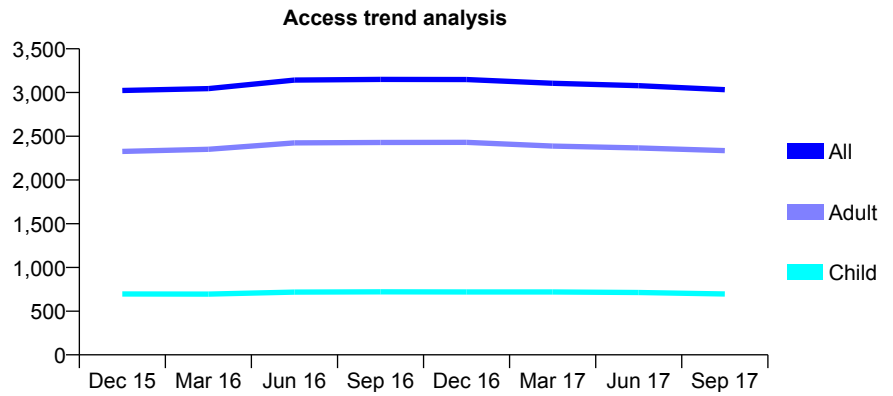
Q52 - Vital Signs At a Glance Contract Report for 101338/0141 - September 2017

Name or company name	Whitecross Dental Care Limited
Contract type name	GDS Contract
Purpose of contract	General
Contract start date	01/06/2012
Contract end date	

17/18 Contracted general activity (UDA)	10,500
Carry forward general activity (UDA)	0
17/18 Contracted orthodontic activity (UOA)	0
Carry forward orthodontic activity (UOA)	0
Baseline contract value	£287,498.36

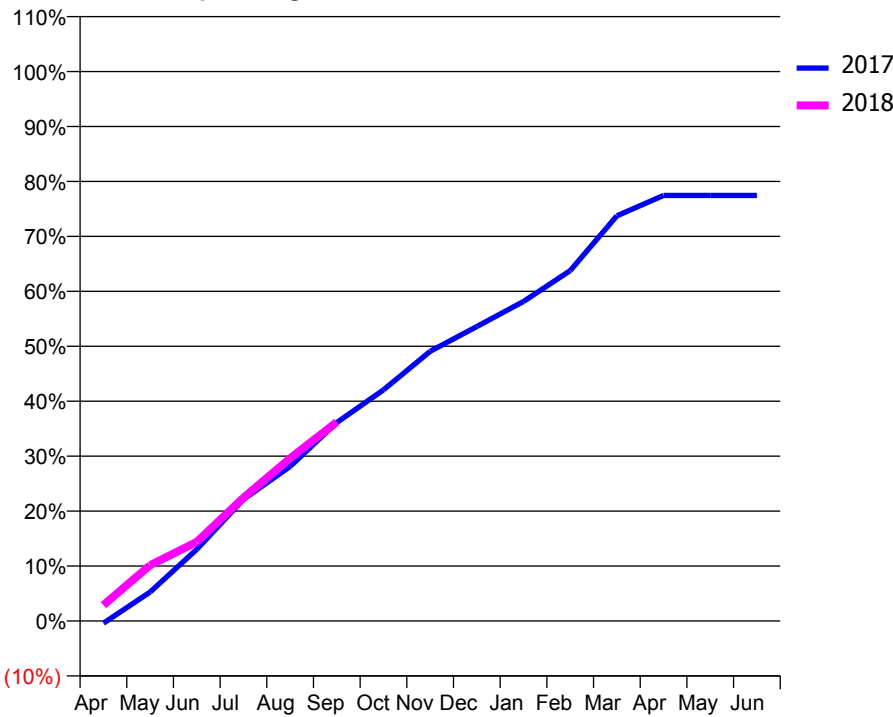
ACCESS*

Patients seen in 24 months	Total	Change since previous quarter
Quarter ending September 2016	3,150	
Quarter ending December 2016	3,149	→
Quarter ending March 2017	3,106	↓
Quarter ending June 2017	3,079	→
Quarter ending September 2017	3,032	↓
Variance since September 2016	(3.7%)	↓



ACTIVITY

Cumulative percentage of contracted UDA delivered 2017 & 2018



Month	Adjusted Scheduled Activity (UDA)	
	2017	2018
April	-43	304
May	554	1,067
June	1,369	1,513
July	2,325	2,355
August	2,953	3,111
September	3,793	3,802
October	4,418	
November	5,154	
December	5,627	
January	6,105	
February	6,695	
March	7,741	
April	8,131	
May	8,131	
June	8,133	

QUALITY

	Quantity	Base Number	Contract	AT	Region	England
% of FP17s for the same patient ID Re-attending within 3 months - Children	26	449	5.8%	10.9%	12.8%	11.9%
% of FP17s for the same patient ID Re-attending within 3 months - Adults	207	1,539	13.5%	14.9%	16.5%	15.9%
% of FP17s for the same patient ID Re-attending between 3 & 9 months - Children	233	449	51.9%	61.0%	59.7%	58.1%
% of FP17s for the same patient ID Re-attending between 3 & 9 months - Adults	808	1,539	52.5%	54.9%	53.0%	50.6%
% of FP17s for Band 1 Urgent Courses	116	1,839	6.3%	8.6%	9.2%	9.1%
% of FP17s Relating to Free Repair or Replacements	8	1,839	0.4%	0.9%	1.0%	0.8%
% of FP17s Relating to Continuations	54	1,839	2.9%	1.2%	1.2%	1.1%
% of Patients satisfied with the dentistry they have received	6	8	N/A	91.4%	91.6%	91.4%
% of Patients satisfied with the time they had to wait for an appointment	7	8	N/A	87.5%	88.1%	87.7%

* This is based on patients treated on this contract for their most recent course of treatment. Figures in italics indicate the base number of FP17s or Patient Questionnaire responses are less than 100. N/A is shown where the base number of responses is less than 10 during the period. % is calculated as Quantity/Base number*100

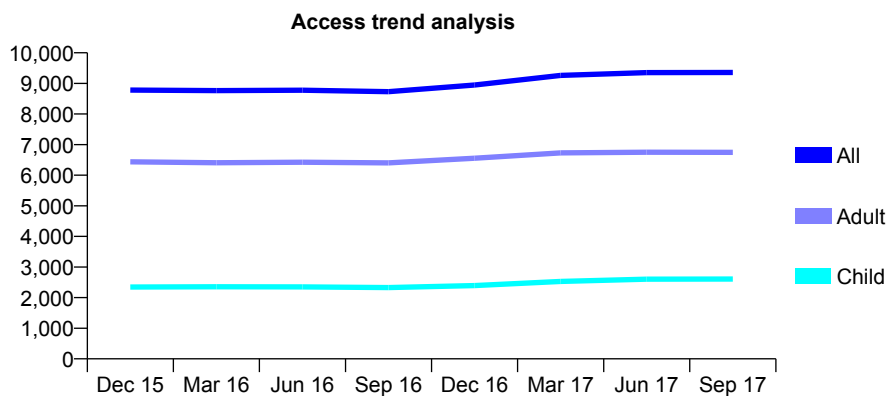
Q52 - Vital Signs At a Glance Contract Report for 101338/0142 - September 2017

Name or company name	Whitecross Dental Care Limited
Contract type name	GDS Contract
Purpose of contract	General
Contract start date	01/06/2012
Contract end date	

17/18 Contracted general activity (UDA)	29,824
Carry forward general activity (UDA)	0
17/18 Contracted orthodontic activity (UOA)	0
Carry forward orthodontic activity (UOA)	0
Baseline contract value	£832,732.29

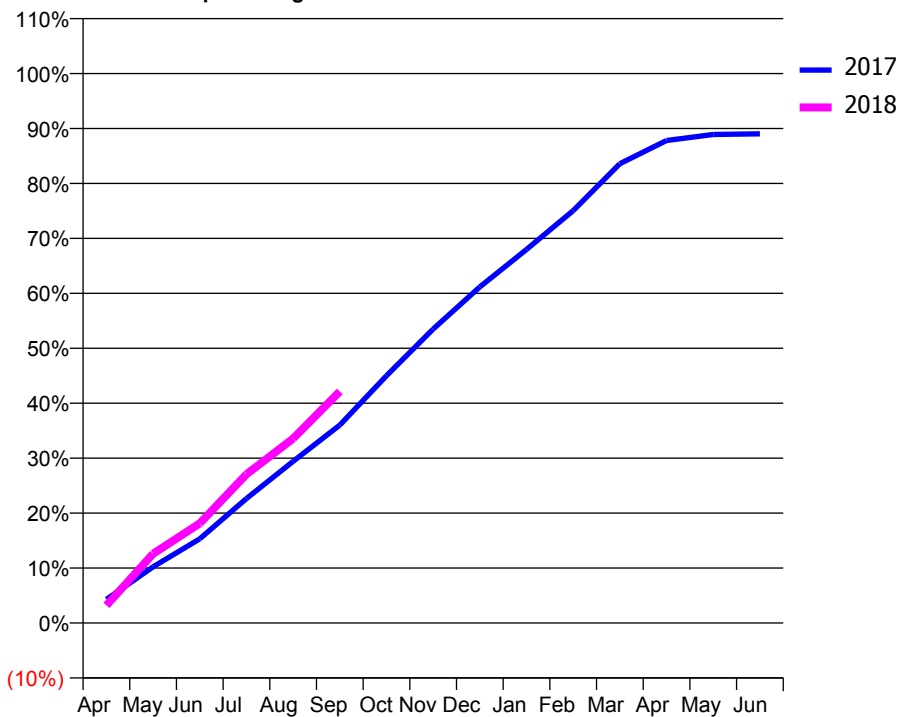
ACCESS*

Patients seen in 24 months	Total	Change since previous quarter
Quarter ending September 2016	8,732	
Quarter ending December 2016	8,948	↑
Quarter ending March 2017	9,261	↑
Quarter ending June 2017	9,353	→
Quarter ending September 2017	9,357	→
Variance since September 2016	7.2%	↑



ACTIVITY

Cumulative percentage of contracted UDA delivered 2017 & 2018



Month	Adjusted Scheduled Activity (UDA)	
	2017	2018
April	1,282	957
May	3,054	3,756
June	4,568	5,411
July	6,760	8,071
August	8,774	10,010
September	10,745	12,569
October	13,425	
November	15,953	
December	18,242	
January	20,272	
February	22,380	
March	24,927	
April	26,186	
May	26,511	
June	26,550	

QUALITY

	Quantity	Base Number	Contract	AT	Region	England
% of FP17s for the same patient ID Re-attending within 3 months - Children	138	2,182	6.3%	10.9%	12.8%	11.9%
% of FP17s for the same patient ID Re-attending within 3 months - Adults	655	4,986	13.1%	14.9%	16.5%	15.9%
% of FP17s for the same patient ID Re-attending between 3 & 9 months - Children	1,375	2,182	63.0%	61.0%	59.7%	58.1%
% of FP17s for the same patient ID Re-attending between 3 & 9 months - Adults	2,774	4,986	55.6%	54.9%	53.0%	50.6%
% of FP17s for Band 1 Urgent Courses	342	6,394	5.3%	8.6%	9.2%	9.1%
% of FP17s Relating to Free Repair or Replacements	56	6,394	0.9%	0.9%	1.0%	0.8%
% of FP17s Relating to Continuations	150	6,394	2.3%	1.2%	1.2%	1.1%
% of Patients satisfied with the dentistry they have received	12	14	85.7%	91.4%	91.6%	91.4%
% of Patients satisfied with the time they had to wait for an appointment	11	14	78.6%	87.5%	88.1%	87.7%

* This is based on patients treated on this contract for their most recent course of treatment. Figures in italics indicate the base number of FP17s or Patient Questionnaire responses are less than 100. N/A is shown where the base number of responses is less than 10 during the period. % is calculated as Quantity/Base number*100

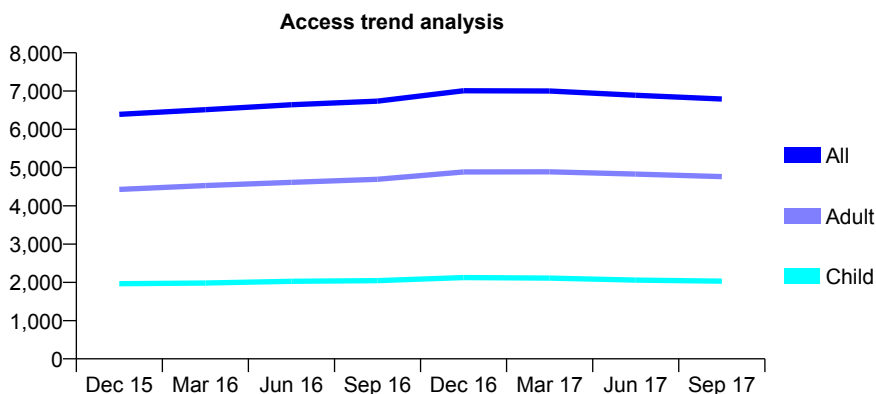
Q52 - Vital Signs At a Glance Contract Report for 101338/0143 - September 2017

Name or company name	Whitecross Dental Care Limited
Contract type name	GDS Contract
Purpose of contract	General
Contract start date	01/07/2012
Contract end date	

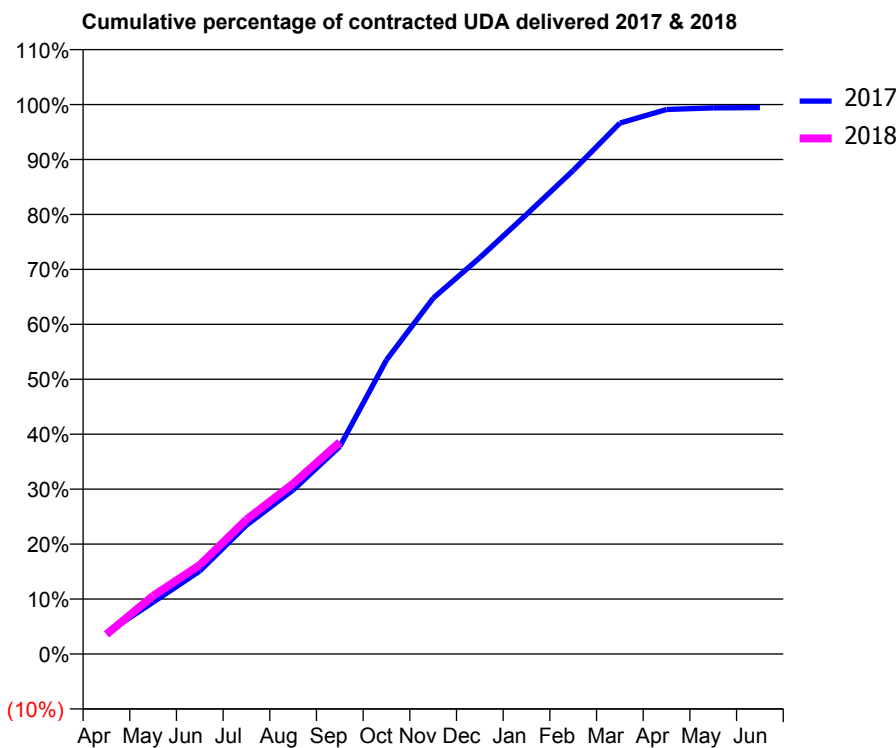
17/18 Contracted general activity (UDA)	20,788
Carry forward general activity (UDA)	0
17/18 Contracted orthodontic activity (UOA)	0
Carry forward orthodontic activity (UOA)	0
Baseline contract value	£737,055.62

ACCESS*

Patients seen in 24 months	Total	Change since previous quarter
Quarter ending September 2016	6,735	
Quarter ending December 2016	7,007	↑
Quarter ending March 2017	7,000	→
Quarter ending June 2017	6,891	↓
Quarter ending September 2017	6,792	↓
Variance since September 2016	0.8%	→



ACTIVITY



Month	Adjusted Scheduled Activity (UDA)	
	2017	2018
April	814	746
May	2,009	2,200
June	3,215	3,367
July	4,998	5,088
August	6,360	6,443
September	8,046	8,016
October	11,402	
November	13,791	
December	15,365	
January	17,038	
February	18,747	
March	20,578	
April	21,108	
May	21,167	
June	21,179	

QUALITY

	Quantity	Base Number	Contract	AT	Region	England
% of FP17s for the same patient ID Re-attending within 3 months - Children	52	1,183	4.4%	10.9%	12.8%	11.9%
% of FP17s for the same patient ID Re-attending within 3 months - Adults	278	2,549	10.9%	14.9%	16.5%	15.9%
% of FP17s for the same patient ID Re-attending between 3 & 9 months - Children	708	1,183	59.8%	61.0%	59.7%	58.1%
% of FP17s for the same patient ID Re-attending between 3 & 9 months - Adults	1,341	2,549	52.6%	54.9%	53.0%	50.6%
% of FP17s for Band 1 Urgent Courses	116	3,486	3.3%	8.6%	9.2%	9.1%
% of FP17s Relating to Free Repair or Replacements	17	3,486	0.5%	0.9%	1.0%	0.8%
% of FP17s Relating to Continuations	54	3,486	1.5%	1.2%	1.2%	1.1%
% of Patients satisfied with the dentistry they have received	5	8	N/A	91.4%	91.6%	91.4%
% of Patients satisfied with the time they had to wait for an appointment	5	8	N/A	87.5%	88.1%	87.7%

* This is based on patients treated on this contract for their most recent course of treatment. Figures in italics indicate the base number of FP17s or Patient Questionnaire responses are less than 100. N/A is shown where the base number of responses is less than 10 during the period. % is calculated as Quantity/Base number*100

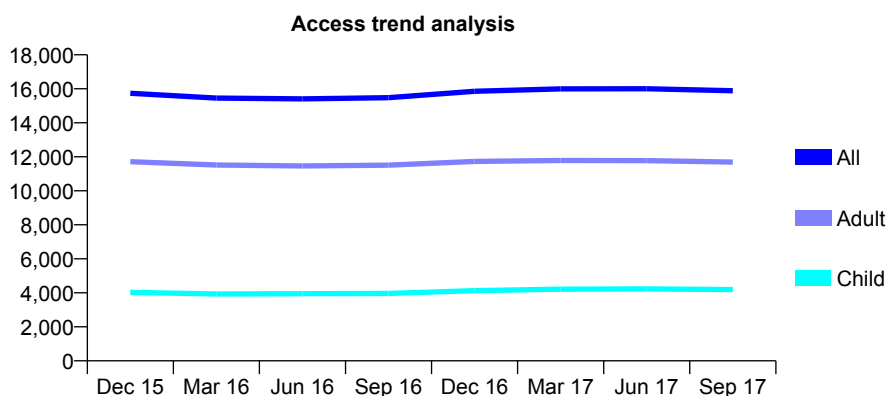
Q52 - Vital Signs At a Glance Contract Report for 101370/0081 - September 2017

Name or company name	Petrie Tucker and Partners Ltd
Contract type name	GDS Contract
Purpose of contract	General
Contract start date	01/04/2007
Contract end date	

17/18 Contracted general activity (UDA)	48,026
Carry forward general activity (UDA)	0
17/18 Contracted orthodontic activity (UOA)	0
Carry forward orthodontic activity (UOA)	0
Baseline contract value	£1,439,035.93

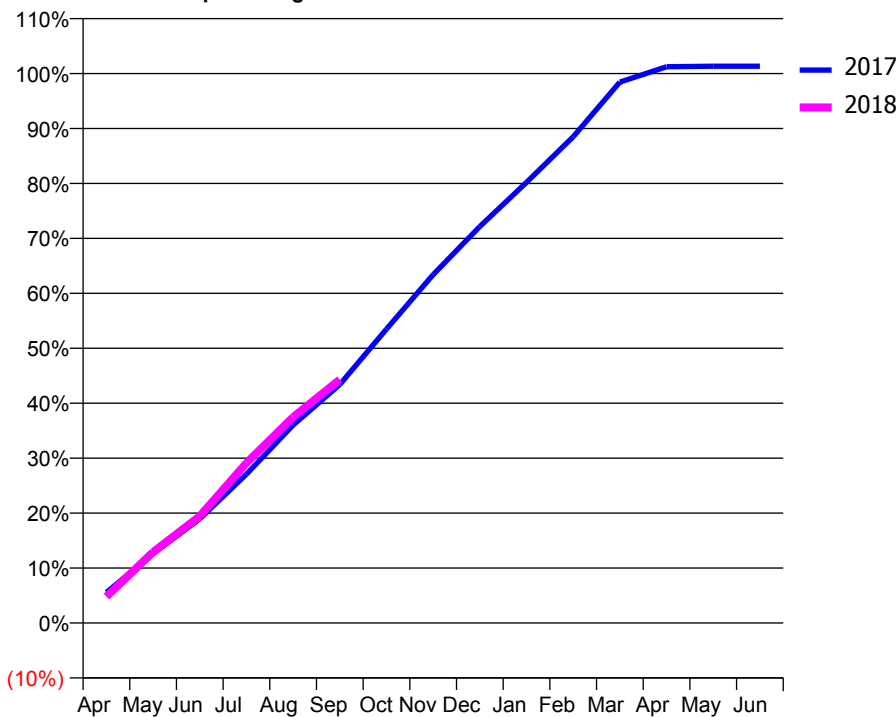
ACCESS*

Patients seen in 24 months	Total	Change since previous quarter
Quarter ending September 2016	15,475	
Quarter ending December 2016	15,857	↑
Quarter ending March 2017	15,997	→
Quarter ending June 2017	16,007	→
Quarter ending September 2017	15,884	→
Variance since September 2016	2.6%	↑



ACTIVITY

Cumulative percentage of contracted UDA delivered 2017 & 2018



Month	Adjusted Scheduled Activity (UDA)	
	2017	2018
April	2,671	2,316
May	6,070	6,206
June	9,113	9,336
July	13,014	13,988
August	17,304	18,004
September	20,843	21,271
October	25,697	
November	30,450	
December	34,652	
January	38,508	
February	42,502	
March	47,277	
April	48,615	
May	48,665	
June	48,668	

QUALITY

	Quantity	Base Number	Contract	AT	Region	England
% of FP17s for the same patient ID Re-attending within 3 months - Children	267	3,575	7.5%	10.9%	12.8%	11.9%
% of FP17s for the same patient ID Re-attending within 3 months - Adults	1,018	8,198	12.4%	14.9%	16.5%	15.9%
% of FP17s for the same patient ID Re-attending between 3 & 9 months - Children	2,444	3,575	68.4%	61.0%	59.7%	58.1%
% of FP17s for the same patient ID Re-attending between 3 & 9 months - Adults	4,754	8,198	58.0%	54.9%	53.0%	50.6%
% of FP17s for Band 1 Urgent Courses	647	11,018	5.9%	8.6%	9.2%	9.1%
% of FP17s Relating to Free Repair or Replacements	109	11,018	1.0%	0.9%	1.0%	0.8%
% of FP17s Relating to Continuations	194	11,018	1.8%	1.2%	1.2%	1.1%
% of Patients satisfied with the dentistry they have received	18	19	94.7%	91.4%	91.6%	91.4%
% of Patients satisfied with the time they had to wait for an appointment	17	19	89.5%	87.5%	88.1%	87.7%

* This is based on patients treated on this contract for their most recent course of treatment. Figures in italics indicate the base number of FP17s or Patient Questionnaire responses are less than 100. N/A is shown where the base number of responses is less than 10 during the period. % is calculated as Quantity/Base number*100

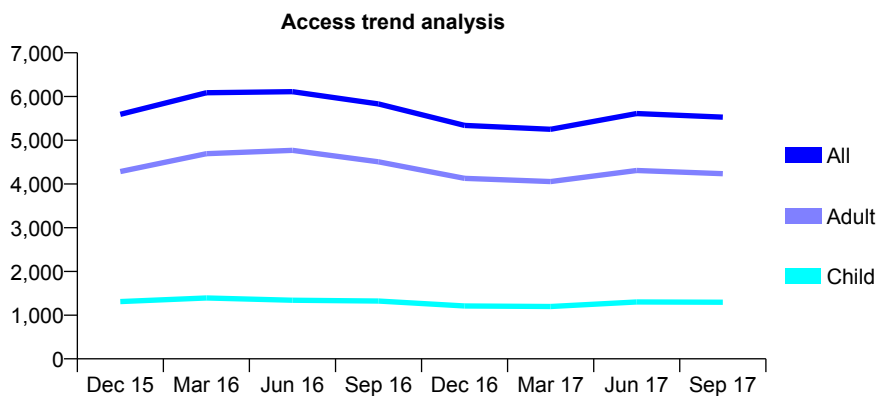
Q52 - Vital Signs At a Glance Contract Report for 101435/0095 - September 2017

Name or company name	IDH Limited
Contract type name	GDS Contract
Purpose of contract	General
Contract start date	01/04/2008
Contract end date	

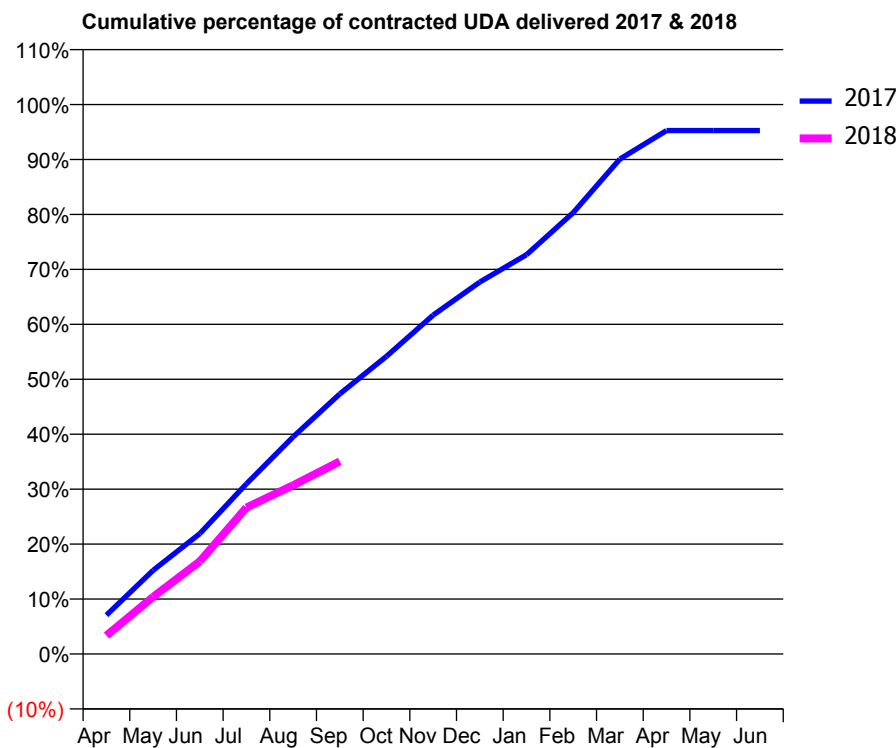
17/18 Contracted general activity (UDA)	17,548
Carry forward general activity (UDA)	0
17/18 Contracted orthodontic activity (UOA)	0
Carry forward orthodontic activity (UOA)	0
Baseline contract value	£457,360.96

ACCESS*

Patients seen in 24 months	Total	Change since previous quarter
Quarter ending September 2016	5,829	
Quarter ending December 2016	5,338	↓
Quarter ending March 2017	5,251	↓
Quarter ending June 2017	5,611	↑
Quarter ending September 2017	5,529	↓
Variance since September 2016	(5.1%)	↓



ACTIVITY



Month	Adjusted Scheduled Activity (UDA)	
	2017	2018
April	1,239	588
May	2,674	1,825
June	3,842	2,957
July	5,436	4,677
August	6,936	5,390
September	8,306	6,150
October	9,507	
November	10,823	
December	11,878	
January	12,751	
February	14,093	
March	15,805	
April	16,716	
May	16,718	
June	16,718	

QUALITY

	Quantity	Base Number	Contract	AT	Region	England
% of FP17s for the same patient ID Re-attending within 3 months - Children	46	799	5.8%	10.9%	12.8%	11.9%
% of FP17s for the same patient ID Re-attending within 3 months - Adults	254	2,502	10.2%	14.9%	16.5%	15.9%
% of FP17s for the same patient ID Re-attending between 3 & 9 months - Children	359	799	44.9%	61.0%	59.7%	58.1%
% of FP17s for the same patient ID Re-attending between 3 & 9 months - Adults	1,084	2,502	43.3%	54.9%	53.0%	50.6%
% of FP17s for Band 1 Urgent Courses	246	2,958	8.3%	8.6%	9.2%	9.1%
% of FP17s Relating to Free Repair or Replacements	10	2,958	0.3%	0.9%	1.0%	0.8%
% of FP17s Relating to Continuations	30	2,958	1.0%	1.2%	1.2%	1.1%
% of Patients satisfied with the dentistry they have received	5	5	N/A	91.4%	91.6%	91.4%
% of Patients satisfied with the time they had to wait for an appointment	5	5	N/A	87.5%	88.1%	87.7%

* This is based on patients treated on this contract for their most recent course of treatment. Figures in italics indicate the base number of FP17s or Patient Questionnaire responses are less than 100. N/A is shown where the base number of responses is less than 10 during the period. % is calculated as Quantity/Base number*100

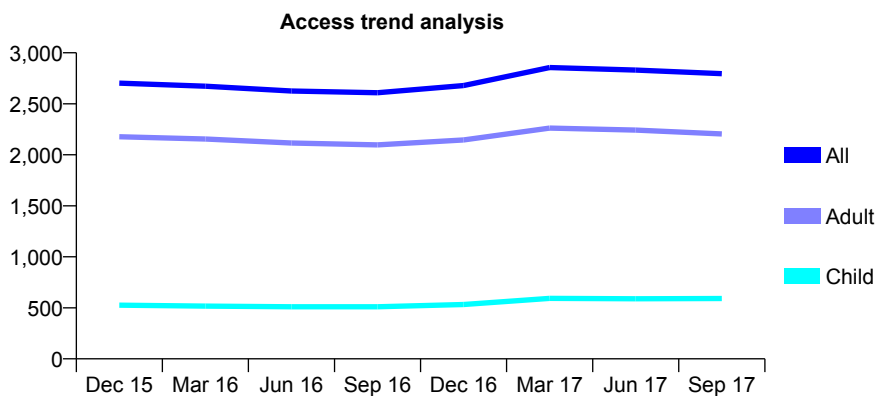
Q52 - Vital Signs At a Glance Contract Report for 103462/0001 - September 2017

Name or company name	Xen Smiles Ltd
Contract type name	GDS Contract
Purpose of contract	General
Contract start date	03/05/2011
Contract end date	

17/18 Contracted general activity (UDA)	11,000
Carry forward general activity (UDA)	0
17/18 Contracted orthodontic activity (UOA)	0
Carry forward orthodontic activity (UOA)	0
Baseline contract value	£251,172.67

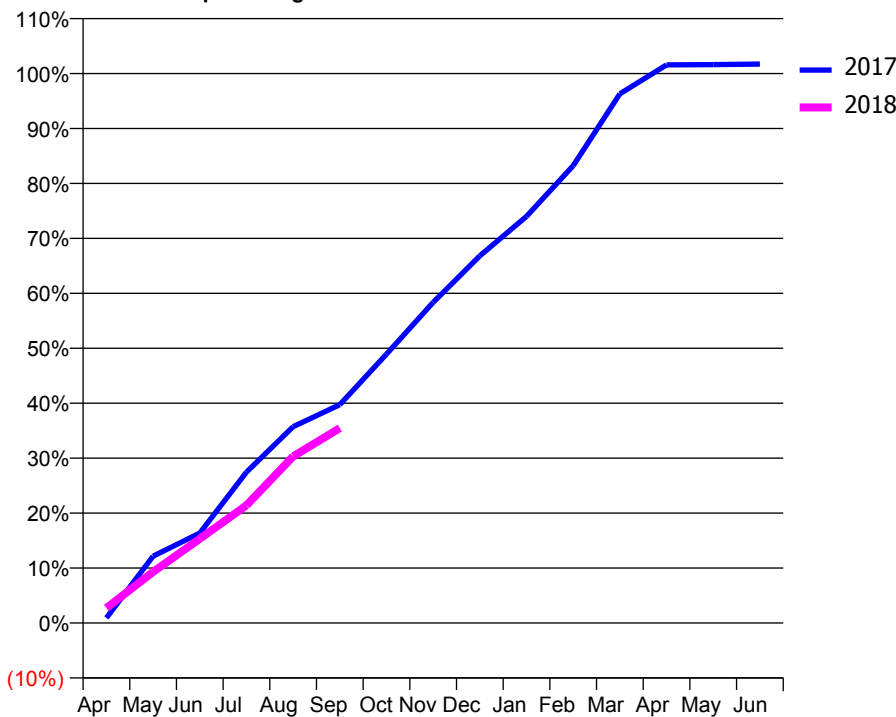
ACCESS*

Patients seen in 24 months	Total	Change since previous quarter
Quarter ending September 2016	2,608	
Quarter ending December 2016	2,679	↑
Quarter ending March 2017	2,855	↑
Quarter ending June 2017	2,831	→
Quarter ending September 2017	2,796	↓
Variance since September 2016	7.2%	↑



ACTIVITY

Cumulative percentage of contracted UDA delivered 2017 & 2018



Month	Adjusted Scheduled Activity (UDA)	
	2017	2018
April	102	301
May	1,338	1,025
June	1,800	1,685
July	3,019	2,356
August	3,930	3,335
September	4,371	3,902
October	5,383	
November	6,419	
December	7,350	
January	8,139	
February	9,155	
March	10,594	
April	11,172	
May	11,178	
June	11,189	

QUALITY

	Quantity	Base Number	Contract	AT	Region	England
% of FP17s for the same patient ID Re-attending within 3 months - Children	32	354	9.0%	10.9%	12.8%	11.9%
% of FP17s for the same patient ID Re-attending within 3 months - Adults	326	1,625	20.1%	14.9%	16.5%	15.9%
% of FP17s for the same patient ID Re-attending between 3 & 9 months - Children	224	354	63.3%	61.0%	59.7%	58.1%
% of FP17s for the same patient ID Re-attending between 3 & 9 months - Adults	982	1,625	60.4%	54.9%	53.0%	50.6%
% of FP17s for Band 1 Urgent Courses	142	1,776	8.0%	8.6%	9.2%	9.1%
% of FP17s Relating to Free Repair or Replacements	41	1,776	2.3%	0.9%	1.0%	0.8%
% of FP17s Relating to Continuations	71	1,776	4.0%	1.2%	1.2%	1.1%
% of Patients satisfied with the dentistry they have received	9	9	N/A	91.4%	91.6%	91.4%
% of Patients satisfied with the time they had to wait for an appointment	6	9	N/A	87.5%	88.1%	87.7%

* This is based on patients treated on this contract for their most recent course of treatment. Figures in italics indicate the base number of FP17s or Patient Questionnaire responses are less than 100. N/A is shown where the base number of responses is less than 10 during the period. % is calculated as Quantity/Base number*100

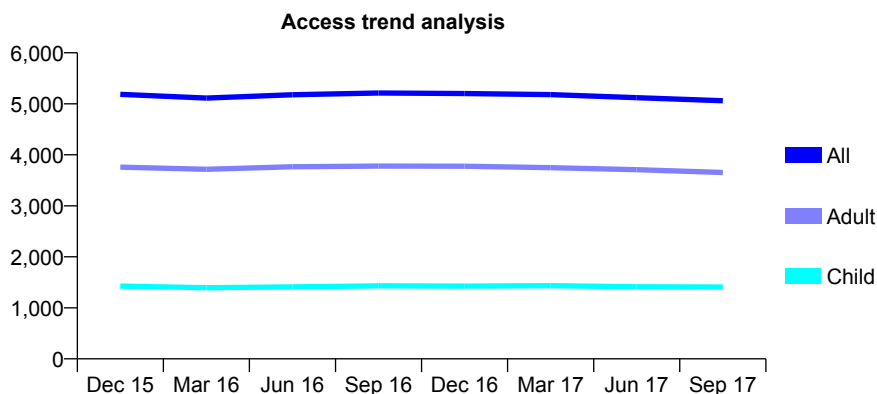
Q52 - Vital Signs At a Glance Contract Report for 106771/0001 - September 2017

Name or company name	Shelldrake Drive Dental Practice Partnershi
Contract type name	GDS Contract
Purpose of contract	General
Contract start date	29/04/2011
Contract end date	

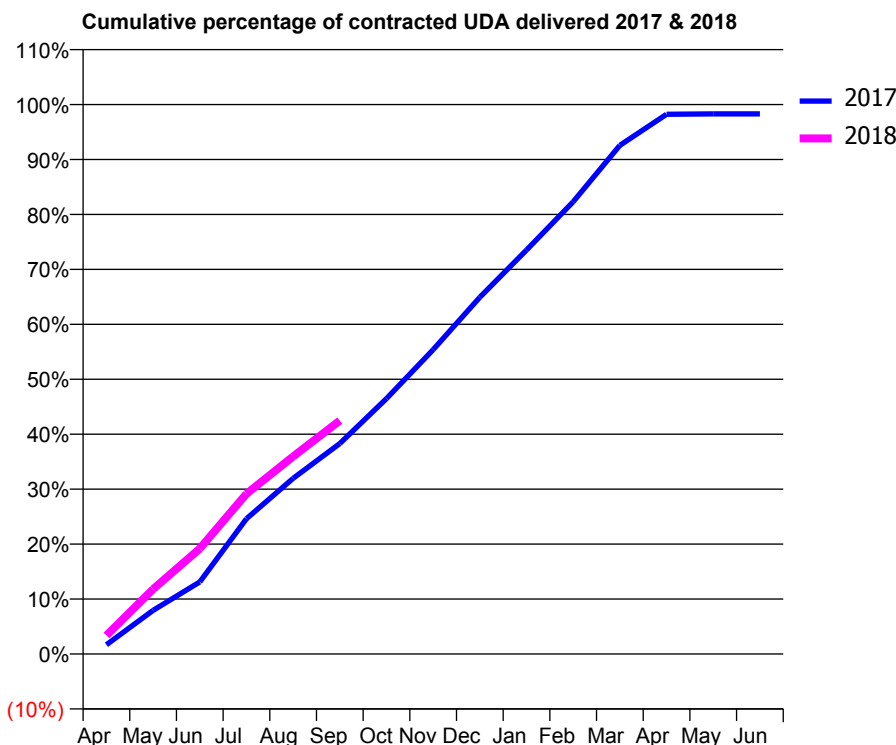
17/18 Contracted general activity (UDA)	16,400
Carry forward general activity (UDA)	0
17/18 Contracted orthodontic activity (UOA)	0
Carry forward orthodontic activity (UOA)	0
Baseline contract value	£443,571.00

ACCESS*

Patients seen in 24 months	Total	Change since previous quarter
Quarter ending September 2016	5,211	
Quarter ending December 2016	5,202	→
Quarter ending March 2017	5,181	→
Quarter ending June 2017	5,121	↓
Quarter ending September 2017	5,061	↓
Variance since September 2016	(2.9%)	↓



ACTIVITY



Month	Adjusted Scheduled Activity (UDA)	
	2017	2018
April	275	555
May	1,303	1,935
June	2,152	3,148
July	4,039	4,781
August	5,243	5,897
September	6,283	6,965
October	7,625	
November	9,086	
December	10,646	
January	12,057	
February	13,497	
March	15,180	
April	16,106	
May	16,118	
June	16,118	

QUALITY

	Quantity	Base Number	Contract	AT	Region	England
% of FP17s for the same patient ID Re-attending within 3 months - Children	79	1,115	7.1%	10.9%	12.8%	11.9%
% of FP17s for the same patient ID Re-attending within 3 months - Adults	331	2,753	12.0%	14.9%	16.5%	15.9%
% of FP17s for the same patient ID Re-attending between 3 & 9 months - Children	789	1,115	70.8%	61.0%	59.7%	58.1%
% of FP17s for the same patient ID Re-attending between 3 & 9 months - Adults	1,914	2,753	69.5%	54.9%	53.0%	50.6%
% of FP17s for Band 1 Urgent Courses	134	3,531	3.8%	8.6%	9.2%	9.1%
% of FP17s Relating to Free Repair or Replacements	38	3,531	1.1%	0.9%	1.0%	0.8%
% of FP17s Relating to Continuations	77	3,531	2.2%	1.2%	1.2%	1.1%
% of Patients satisfied with the dentistry they have received	3	3	N/A	91.4%	91.6%	91.4%
% of Patients satisfied with the time they had to wait for an appointment	3	3	N/A	87.5%	88.1%	87.7%

* This is based on patients treated on this contract for their most recent course of treatment. Figures in italics indicate the base number of FP17s or Patient Questionnaire responses are less than 100. N/A is shown where the base number of responses is less than 10 during the period. % is calculated as Quantity/Base number*100

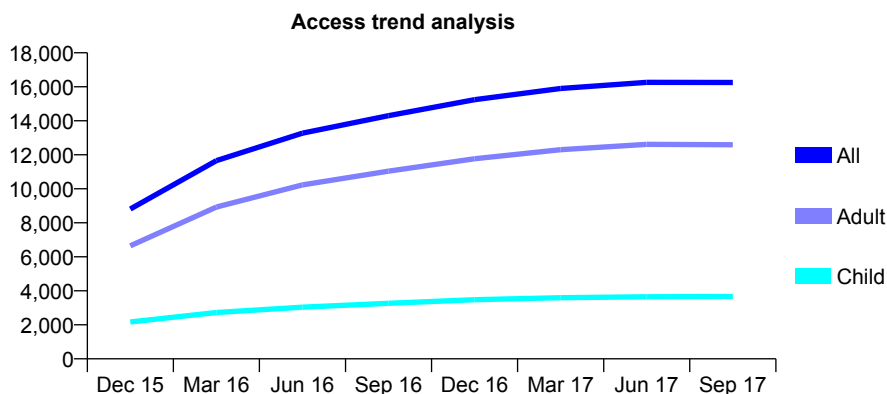
Q52 - Vital Signs At a Glance Contract Report for 107840/0001 - September 2017

Name or company name	The Avondale Dental Practice Partnership
Contract type name	GDS Contract
Purpose of contract	General
Contract start date	01/07/2015
Contract end date	

17/18 Contracted general activity (UDA)	45,480
Carry forward general activity (UDA)	0
17/18 Contracted orthodontic activity (UOA)	0
Carry forward orthodontic activity (UOA)	0
Baseline contract value	£1,481,362.54

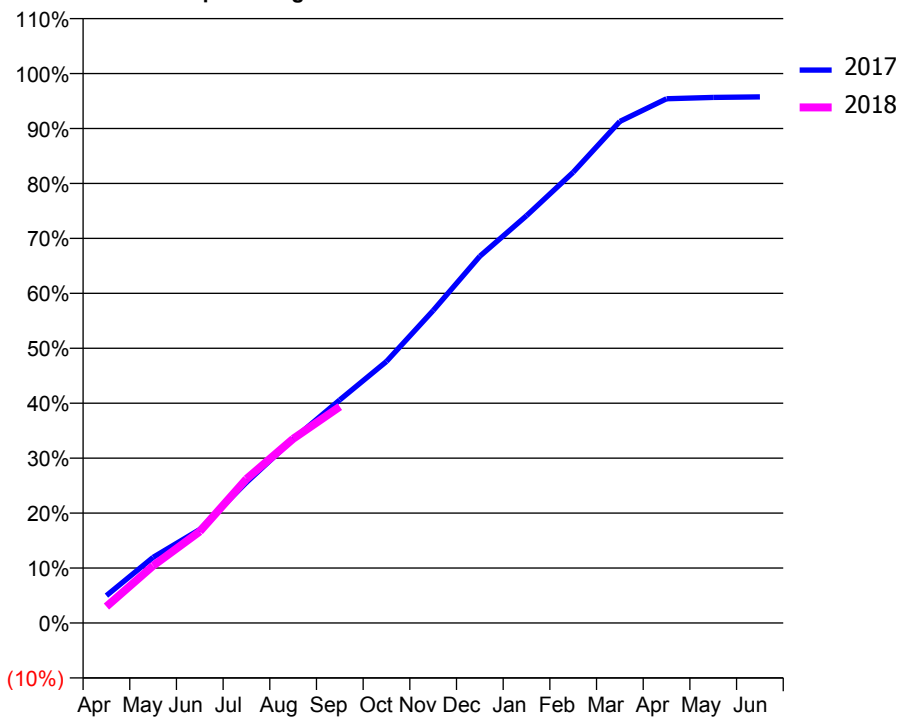
ACCESS*

Patients seen in 24 months	Total	Change since previous quarter
Quarter ending September 2016	14,305	
Quarter ending December 2016	15,247	↑
Quarter ending March 2017	15,901	↑
Quarter ending June 2017	16,265	↑
Quarter ending September 2017	16,256	→
Variance since September 2016	13.6%	↑



ACTIVITY

Cumulative percentage of contracted UDA delivered 2017 & 2018



Month	Adjusted Scheduled Activity (UDA)	
	2017	2018
April	2,268	1,368
May	5,430	4,744
June	7,743	7,577
July	11,639	11,923
August	15,216	15,246
September	18,469	17,906
October	21,649	
November	25,869	
December	30,361	
January	33,714	
February	37,310	
March	41,518	
April	43,386	
May	43,499	
June	43,540	

QUALITY

	Quantity	Base Number	Contract	AT	Region	England
% of FP17s for the same patient ID Re-attending within 3 months - Children	143	2,534	5.6%	10.9%	12.8%	11.9%
% of FP17s for the same patient ID Re-attending within 3 months - Adults	870	7,594	11.5%	14.9%	16.5%	15.9%
% of FP17s for the same patient ID Re-attending between 3 & 9 months - Children	1,448	2,534	57.1%	61.0%	59.7%	58.1%
% of FP17s for the same patient ID Re-attending between 3 & 9 months - Adults	4,059	7,594	53.5%	54.9%	53.0%	50.6%
% of FP17s for Band 1 Urgent Courses	593	8,587	6.9%	8.6%	9.2%	9.1%
% of FP17s Relating to Free Repair or Replacements	37	8,587	0.4%	0.9%	1.0%	0.8%
% of FP17s Relating to Continuations	135	8,587	1.6%	1.2%	1.2%	1.1%
% of Patients satisfied with the dentistry they have received	16	17	94.1%	91.4%	91.6%	91.4%
% of Patients satisfied with the time they had to wait for an appointment	16	17	94.1%	87.5%	88.1%	87.7%

* This is based on patients treated on this contract for their most recent course of treatment. Figures in italics indicate the base number of FP17s or Patient Questionnaire responses are less than 100. N/A is shown where the base number of responses is less than 10 during the period. % is calculated as Quantity/Base number*100

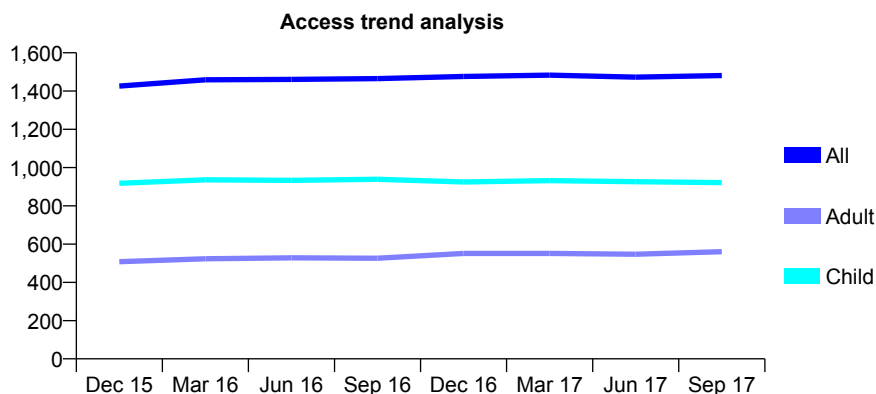
Q52 - Vital Signs At a Glance Contract Report for 112003/0001 - September 2017

Name or company name	King Lane Dental Care
Contract type name	GDS Contract
Purpose of contract	General
Contract start date	12/10/2006
Contract end date	

17/18 Contracted general activity (UDA)	3,725
Carry forward general activity (UDA)	0
17/18 Contracted orthodontic activity (UOA)	0
Carry forward orthodontic activity (UOA)	0
Baseline contract value	£128,292.19

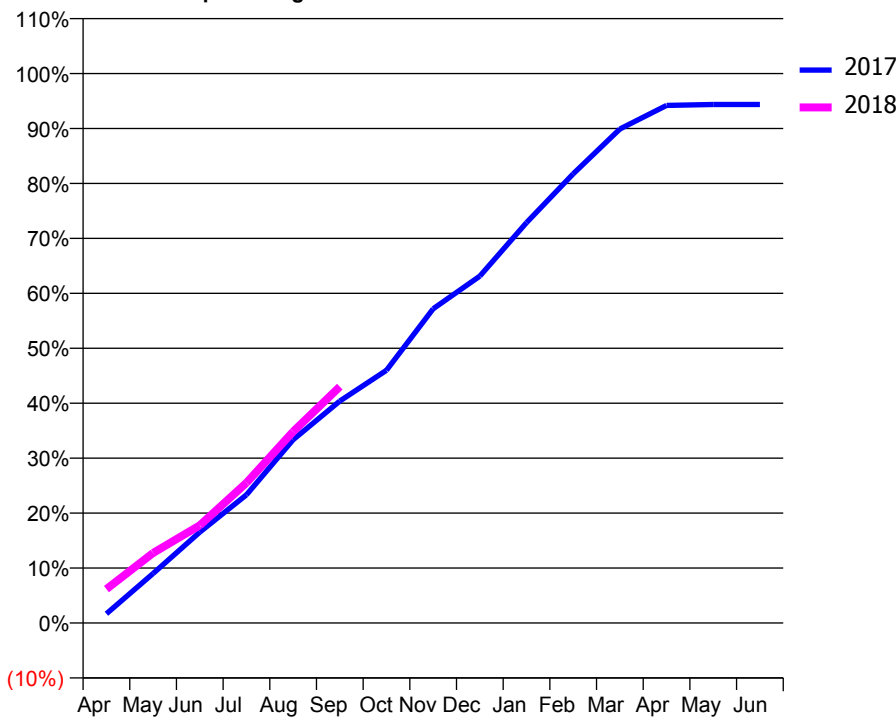
ACCESS*

Patients seen in 24 months	Total	Change since previous quarter
Quarter ending September 2016	1,465	
Quarter ending December 2016	1,476	→
Quarter ending March 2017	1,483	→
Quarter ending June 2017	1,473	→
Quarter ending September 2017	1,481	→
Variance since September 2016	1.1%	→



ACTIVITY

Cumulative percentage of contracted UDA delivered 2017 & 2018



Month	Adjusted Scheduled Activity (UDA)	
	2017	2018
April	63	230
May	336	475
June	616	662
July	869	951
August	1,243	1,297
September	1,505	1,602
October	1,713	
November	2,130	
December	2,352	
January	2,714	
February	3,045	
March	3,349	
April	3,509	
May	3,515	
June	3,515	

QUALITY

	Quantity	Base Number	Contract	AT	Region	England
% of FP17s for the same patient ID Re-attending within 3 months - Children	54	775	7.0%	10.9%	12.8%	11.9%
% of FP17s for the same patient ID Re-attending within 3 months - Adults	73	379	19.3%	14.9%	16.5%	15.9%
% of FP17s for the same patient ID Re-attending between 3 & 9 months - Children	535	775	69.0%	61.0%	59.7%	58.1%
% of FP17s for the same patient ID Re-attending between 3 & 9 months - Adults	231	379	60.9%	54.9%	53.0%	50.6%
% of FP17s for Band 1 Urgent Courses	56	1,058	5.3%	8.6%	9.2%	9.1%
% of FP17s Relating to Free Repair or Replacements	0	1,058	0.0%	0.9%	1.0%	0.8%
% of FP17s Relating to Continuations	3	1,058	0.3%	1.2%	1.2%	1.1%
% of Patients satisfied with the dentistry they have received	3	3	N/A	91.4%	91.6%	91.4%
% of Patients satisfied with the time they had to wait for an appointment	3	3	N/A	87.5%	88.1%	87.7%

* This is based on patients treated on this contract for their most recent course of treatment. Figures in italics indicate the base number of FP17s or Patient Questionnaire responses are less than 100. N/A is shown where the base number of responses is less than 10 during the period. % is calculated as Quantity/Base number*100

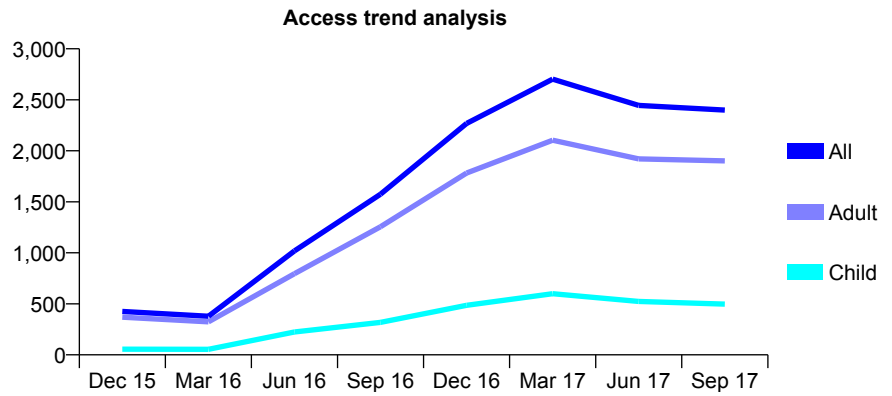
Q52 - Vital Signs At a Glance Contract Report for 112941/0001 - September 2017

Name or company name	The Caulfield Dental Surgery Partnership
Contract type name	GDS Contract
Purpose of contract	General
Contract start date	01/10/2015
Contract end date	

17/18 Contracted general activity (UDA)	8,000
Carry forward general activity (UDA)	0
17/18 Contracted orthodontic activity (UOA)	0
Carry forward orthodontic activity (UOA)	0
Baseline contract value	£232,944.68

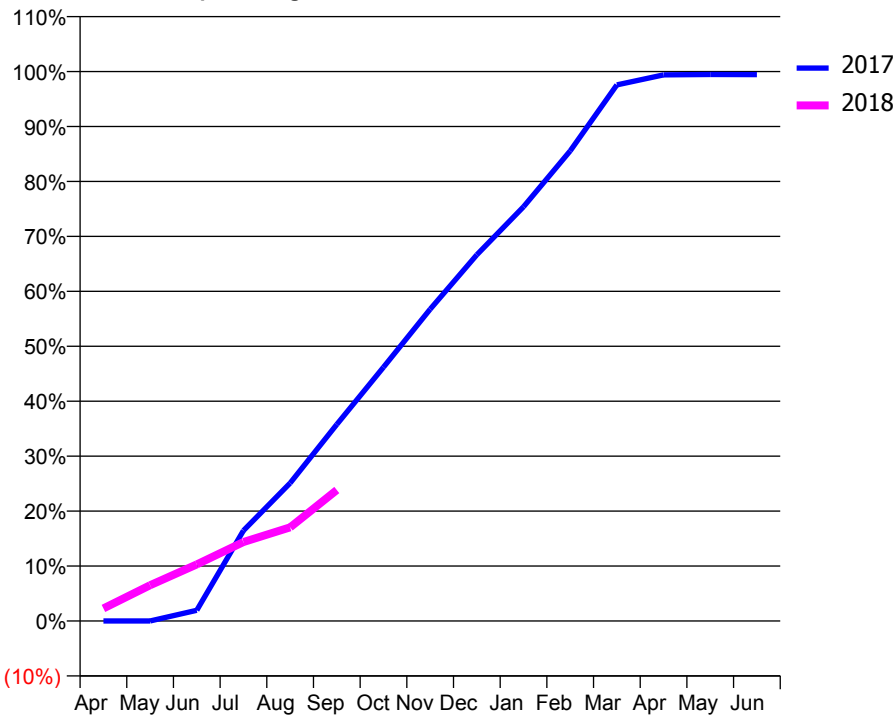
ACCESS*

Patients seen in 24 months	Total	Change since previous quarter
Quarter ending September 2016	1,574	
Quarter ending December 2016	2,269	↑
Quarter ending March 2017	2,703	↑
Quarter ending June 2017	2,445	↓
Quarter ending September 2017	2,399	↓
Variance since September 2016	52.4%	↑



ACTIVITY

Cumulative percentage of contracted UDA delivered 2017 & 2018



Month	Adjusted Scheduled Activity (UDA)	
	2017	2018
April	0	184
May	0	521
June	156	824
July	1,317	1,151
August	2,009	1,364
September	2,862	1,908
October	3,695	
November	4,540	
December	5,331	
January	6,031	
February	6,844	
March	7,805	
April	7,951	
May	7,956	
June	7,955	

QUALITY

	Quantity	Base Number	Contract	AT	Region	England
% of FP17s for the same patient ID Re-attending within 3 months - Children	11	226	4.9%	10.9%	12.8%	11.9%
% of FP17s for the same patient ID Re-attending within 3 months - Adults	63	991	6.4%	14.9%	16.5%	15.9%
% of FP17s for the same patient ID Re-attending between 3 & 9 months - Children	127	226	56.2%	61.0%	59.7%	58.1%
% of FP17s for the same patient ID Re-attending between 3 & 9 months - Adults	594	991	59.9%	54.9%	53.0%	50.6%
% of FP17s for Band 1 Urgent Courses	100	1,155	8.7%	8.6%	9.2%	9.1%
% of FP17s Relating to Free Repair or Replacements	2	1,155	0.2%	0.9%	1.0%	0.8%
% of FP17s Relating to Continuations	4	1,155	0.3%	1.2%	1.2%	1.1%
% of Patients satisfied with the dentistry they have received	1	5	N/A	91.4%	91.6%	91.4%
% of Patients satisfied with the time they had to wait for an appointment	4	5	N/A	87.5%	88.1%	87.7%

* This is based on patients treated on this contract for their most recent course of treatment. Figures in italics indicate the base number of FP17s or Patient Questionnaire responses are less than 100. N/A is shown where the base number of responses is less than 10 during the period. % is calculated as Quantity/Base number*100

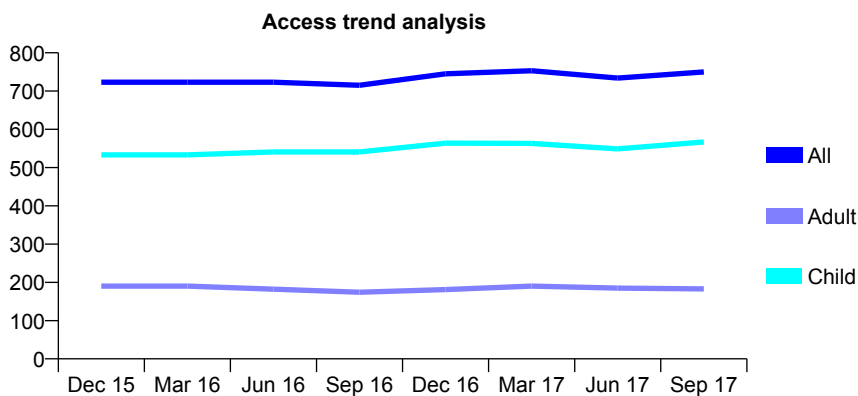
Q52 - Vital Signs At a Glance Contract Report for 117161/0001 - September 2017

Name or company name	Wells Road Dental Surgery Ltd
Contract type name	GDS Contract
Purpose of contract	General
Contract start date	01/09/2008
Contract end date	

17/18 Contracted general activity (UDA)	1,300
Carry forward general activity (UDA)	0
17/18 Contracted orthodontic activity (UOA)	0
Carry forward orthodontic activity (UOA)	0
Baseline contract value	£35,505.65

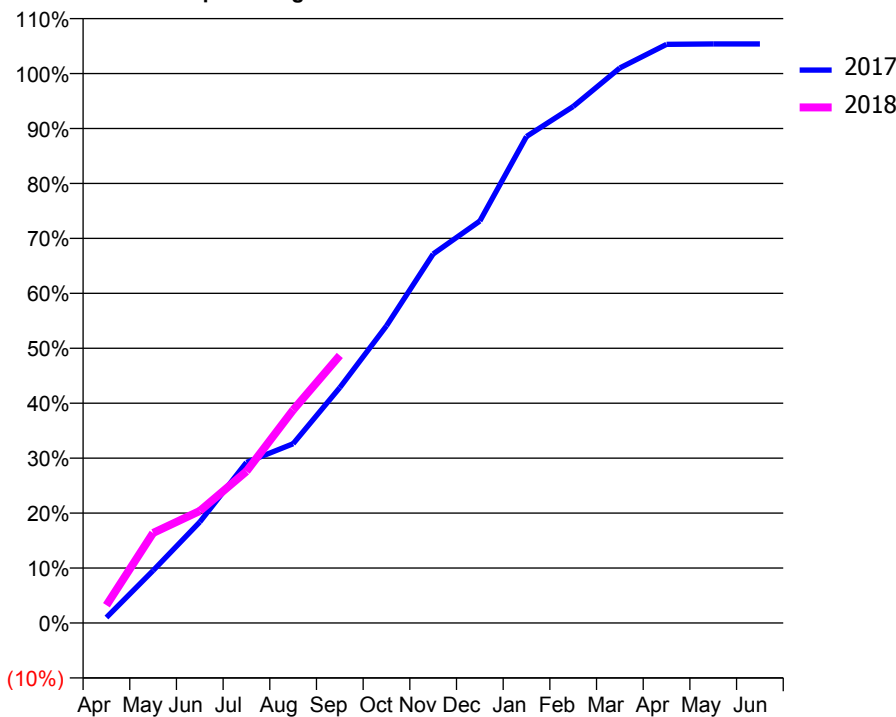
ACCESS*

Patients seen in 24 months	Total	Change since previous quarter
Quarter ending September 2016	715	
Quarter ending December 2016	745	↑
Quarter ending March 2017	753	→
Quarter ending June 2017	734	↓
Quarter ending September 2017	750	↑
Variance since September 2016	4.9%	↑



ACTIVITY

Cumulative percentage of contracted UDA delivered 2017 & 2018



Adjusted Scheduled Activity (UDA)

Month	2017	2018
April	13	42
May	124	213
June	239	265
July	380	359
August	424	504
September	557	633
October	703	
November	873	
December	951	
January	1,151	
February	1,222	
March	1,313	
April	1,369	
May	1,370	
June	1,370	

QUALITY

	Quantity	Base Number	Contract	AT	Region	England
% of FP17s for the same patient ID Re-attending within 3 months - Children	12	436	2.8%	10.9%	12.8%	11.9%
% of FP17s for the same patient ID Re-attending within 3 months - Adults	4	92	4.3%	14.9%	16.5%	15.9%
% of FP17s for the same patient ID Re-attending between 3 & 9 months - Children	313	436	71.8%	61.0%	59.7%	58.1%
% of FP17s for the same patient ID Re-attending between 3 & 9 months - Adults	65	92	70.7%	54.9%	53.0%	50.6%
% of FP17s for Band 1 Urgent Courses	0	475	0.0%	8.6%	9.2%	9.1%
% of FP17s Relating to Free Repair or Replacements	0	475	0.0%	0.9%	1.0%	0.8%
% of FP17s Relating to Continuations	1	475	0.2%	1.2%	1.2%	1.1%
% of Patients satisfied with the dentistry they have received	2	2	N/A	91.4%	91.6%	91.4%
% of Patients satisfied with the time they had to wait for an appointment	2	2	N/A	87.5%	88.1%	87.7%

* This is based on patients treated on this contract for their most recent course of treatment. Figures in italics indicate the base number of FP17s or Patient Questionnaire responses are less than 100. N/A is shown where the base number of responses is less than 10 during the period. % is calculated as Quantity/Base number*100

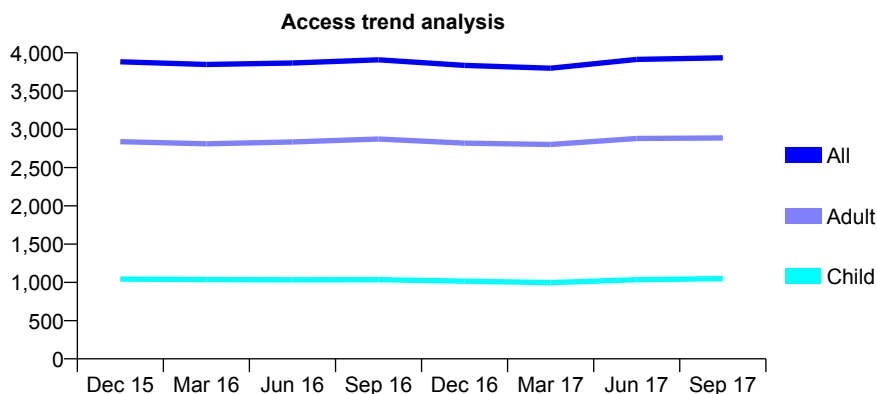
Q52 - Vital Signs At a Glance Contract Report for 117358/0001 - September 2017

Name or company name	Kirkburton Dental Care Ltd
Contract type name	GDS Contract
Purpose of contract	General
Contract start date	01/04/2009
Contract end date	

17/18 Contracted general activity (UDA)	12,000
Carry forward general activity (UDA)	0
17/18 Contracted orthodontic activity (UOA)	0
Carry forward orthodontic activity (UOA)	0
Baseline contract value	£363,606.30

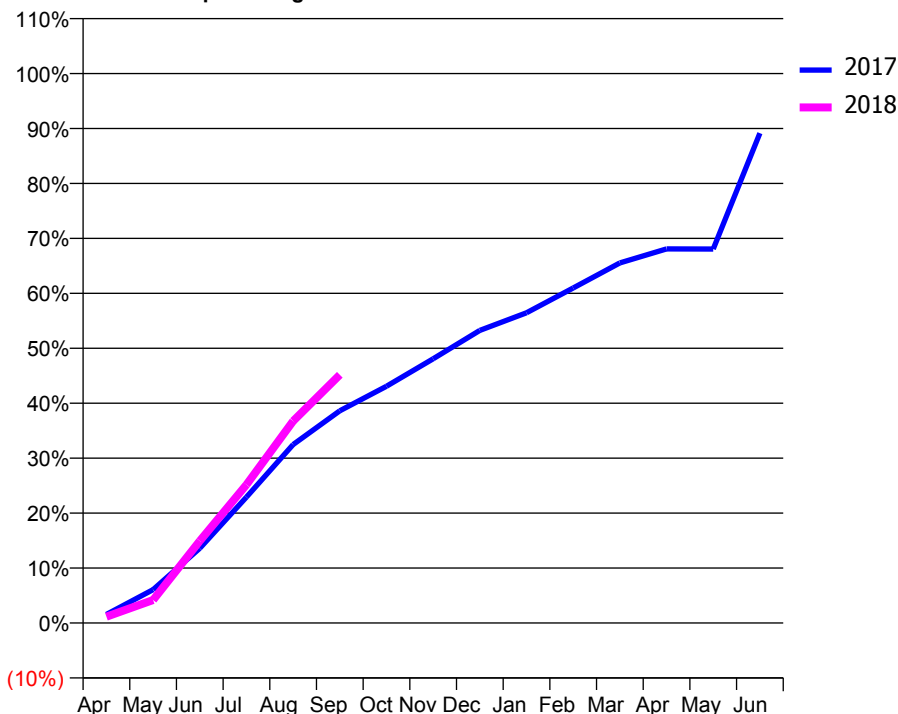
ACCESS*

Patients seen in 24 months	Total	Change since previous quarter
Quarter ending September 2016	3,908	
Quarter ending December 2016	3,836	↓
Quarter ending March 2017	3,798	→
Quarter ending June 2017	3,914	↑
Quarter ending September 2017	3,935	→
Variance since September 2016	0.7%	→



ACTIVITY

Cumulative percentage of contracted UDA delivered 2017 & 2018



Adjusted Scheduled Activity (UDA)

Month	2017	2018
April	188	139
May	729	502
June	1,632	1,792
July	2,750	3,020
August	3,897	4,410
September	4,634	5,421
October	5,171	
November	5,771	
December	6,391	
January	6,775	
February	7,317	
March	7,865	
April	8,169	
May	8,166	
June	10,696	

QUALITY

	Quantity	Base Number	Contract	AT	Region	England
% of FP17s for the same patient ID Re-attending within 3 months - Children	103	1,264	8.1%	10.9%	12.8%	11.9%
% of FP17s for the same patient ID Re-attending within 3 months - Adults	476	3,231	14.7%	14.9%	16.5%	15.9%
% of FP17s for the same patient ID Re-attending between 3 & 9 months - Children	842	1,264	66.6%	61.0%	59.7%	58.1%
% of FP17s for the same patient ID Re-attending between 3 & 9 months - Adults	1,929	3,231	59.7%	54.9%	53.0%	50.6%
% of FP17s for Band 1 Urgent Courses	194	2,870	6.8%	8.6%	9.2%	9.1%
% of FP17s Relating to Free Repair or Replacements	46	2,870	1.6%	0.9%	1.0%	0.8%
% of FP17s Relating to Continuations	44	2,870	1.5%	1.2%	1.2%	1.1%
% of Patients satisfied with the dentistry they have received	6	7	N/A	91.4%	91.6%	91.4%
% of Patients satisfied with the time they had to wait for an appointment	7	7	N/A	87.5%	88.1%	87.7%

* This is based on patients treated on this contract for their most recent course of treatment. Figures in italics indicate the base number of FP17s or Patient Questionnaire responses are less than 100. N/A is shown where the base number of responses is less than 10 during the period. % is calculated as Quantity/Base number*100

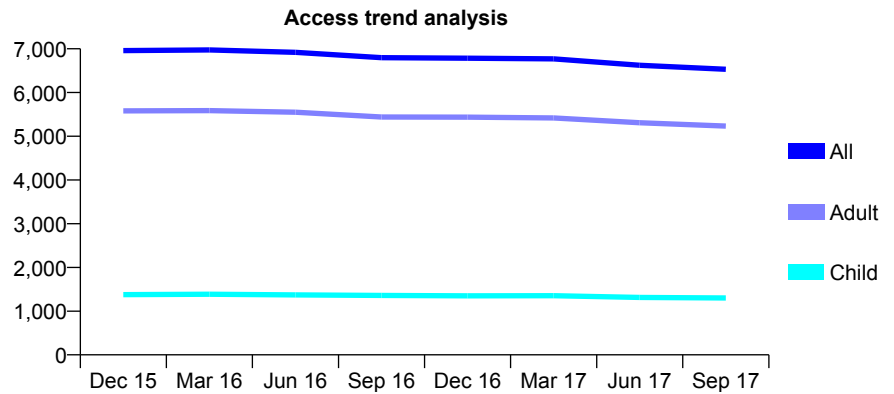
Q52 - Vital Signs At a Glance Contract Report for 118060/0004 - September 2017

Name or company name	Genix Healthcare Ltd
Contract type name	GDS Contract
Purpose of contract	General
Contract start date	01/10/2006
Contract end date	

17/18 Contracted general activity (UDA)	18,700
Carry forward general activity (UDA)	0
17/18 Contracted orthodontic activity (UOA)	0
Carry forward orthodontic activity (UOA)	0
Baseline contract value	£551,985.86

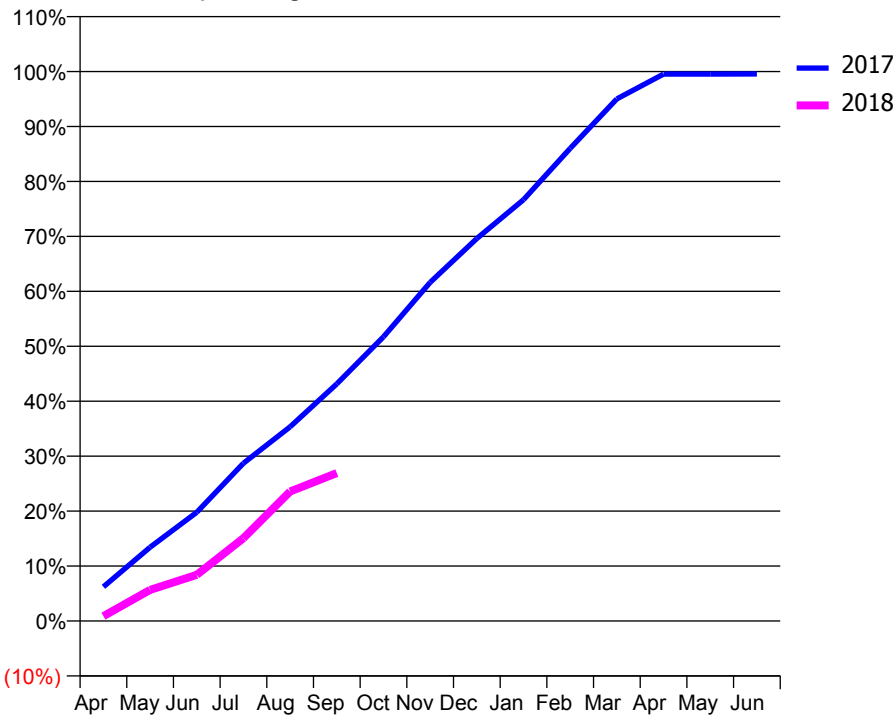
ACCESS*

Patients seen in 24 months	Total	Change since previous quarter
Quarter ending September 2016	6,798	
Quarter ending December 2016	6,786	→
Quarter ending March 2017	6,769	→
Quarter ending June 2017	6,624	↓
Quarter ending September 2017	6,533	↓
Variance since September 2016	(3.9%)	↓



ACTIVITY

Cumulative percentage of contracted UDA delivered 2017 & 2018



Month	Adjusted Scheduled Activity (UDA)	
	2017	2018
April	1,164	165
May	2,513	1,058
June	3,701	1,570
July	5,371	2,822
August	6,608	4,407
September	8,069	5,033
October	9,675	
November	11,522	
December	13,017	
January	14,337	
February	16,084	
March	17,770	
April	18,612	
May	18,612	
June	18,616	

QUALITY

	Quantity	Base Number	Contract	AT	Region	England
% of FP17s for the same patient ID Re-attending within 3 months - Children	38	700	5.4%	10.9%	12.8%	11.9%
% of FP17s for the same patient ID Re-attending within 3 months - Adults	339	2,812	12.1%	14.9%	16.5%	15.9%
% of FP17s for the same patient ID Re-attending between 3 & 9 months - Children	453	700	64.7%	61.0%	59.7%	58.1%
% of FP17s for the same patient ID Re-attending between 3 & 9 months - Adults	1,742	2,812	61.9%	54.9%	53.0%	50.6%
% of FP17s for Band 1 Urgent Courses	234	3,070	7.6%	8.6%	9.2%	9.1%
% of FP17s Relating to Free Repair or Replacements	51	3,070	1.7%	0.9%	1.0%	0.8%
% of FP17s Relating to Continuations	6	3,070	0.2%	1.2%	1.2%	1.1%
% of Patients satisfied with the dentistry they have received	9	9	N/A	91.4%	91.6%	91.4%
% of Patients satisfied with the time they had to wait for an appointment	6	9	N/A	87.5%	88.1%	87.7%

* This is based on patients treated on this contract for their most recent course of treatment. Figures in italics indicate the base number of FP17s or Patient Questionnaire responses are less than 100. N/A is shown where the base number of responses is less than 10 during the period. % is calculated as Quantity/Base number*100

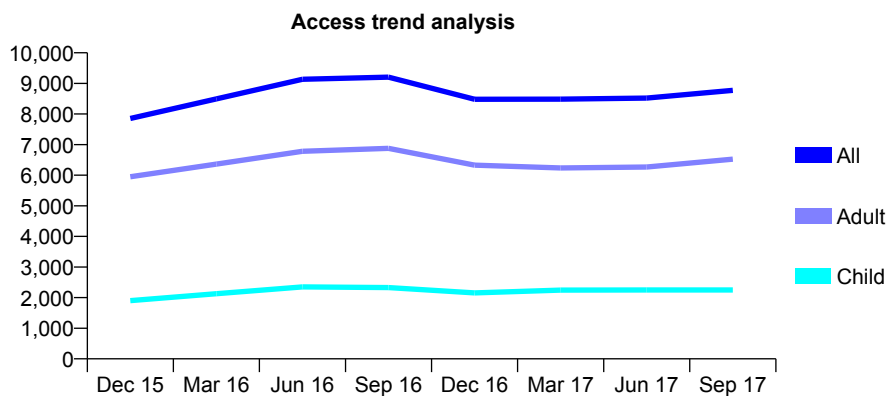
Q52 - Vital Signs At a Glance Contract Report for 118060/0009 - September 2017

Name or company name	Genix Healthcare Ltd
Contract type name	GDS Contract
Purpose of contract	General
Contract start date	01/01/2007
Contract end date	

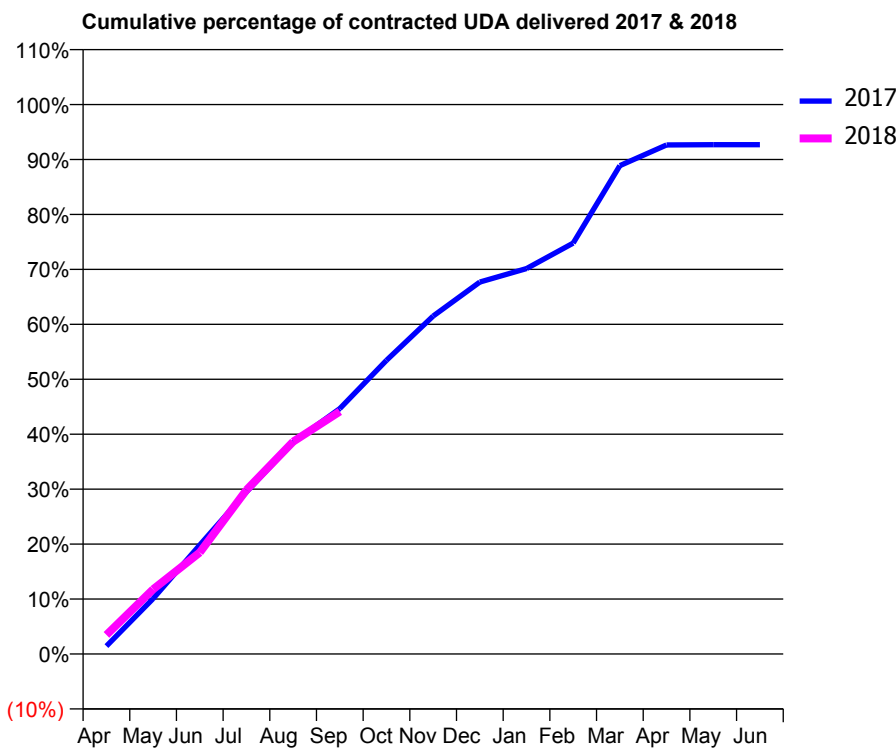
17/18 Contracted general activity (UDA)	23,667
Carry forward general activity (UDA)	0
17/18 Contracted orthodontic activity (UOA)	0
Carry forward orthodontic activity (UOA)	0
Baseline contract value	£578,342.06

ACCESS*

Patients seen in 24 months	Total	Change since previous quarter
Quarter ending September 2016	9,205	
Quarter ending December 2016	8,480	↓
Quarter ending March 2017	8,484	→
Quarter ending June 2017	8,521	→
Quarter ending September 2017	8,774	↑
Variance since September 2016	(4.7%)	↓



ACTIVITY



Month	Adjusted Scheduled Activity (UDA)	
	2017	2018
April	342	822
May	2,389	2,786
June	4,696	4,375
July	6,980	7,068
August	9,121	9,144
September	10,573	10,443
October	12,650	
November	14,554	
December	16,023	
January	16,603	
February	17,699	
March	21,034	
April	21,922	
May	21,935	
June	21,937	

QUALITY

	Quantity	Base Number	Contract	AT	Region	England
% of FP17s for the same patient ID Re-attending within 3 months - Children	104	1,557	6.7%	10.9%	12.8%	11.9%
% of FP17s for the same patient ID Re-attending within 3 months - Adults	471	4,360	10.8%	14.9%	16.5%	15.9%
% of FP17s for the same patient ID Re-attending between 3 & 9 months - Children	779	1,557	50.0%	61.0%	59.7%	58.1%
% of FP17s for the same patient ID Re-attending between 3 & 9 months - Adults	1,933	4,360	44.3%	54.9%	53.0%	50.6%
% of FP17s for Band 1 Urgent Courses	398	5,405	7.4%	8.6%	9.2%	9.1%
% of FP17s Relating to Free Repair or Replacements	52	5,405	1.0%	0.9%	1.0%	0.8%
% of FP17s Relating to Continuations	28	5,405	0.5%	1.2%	1.2%	1.1%
% of Patients satisfied with the dentistry they have received	20	23	87.0%	91.4%	91.6%	91.4%
% of Patients satisfied with the time they had to wait for an appointment	18	23	78.3%	87.5%	88.1%	87.7%

* This is based on patients treated on this contract for their most recent course of treatment. Figures in italics indicate the base number of FP17s or Patient Questionnaire responses are less than 100. N/A is shown where the base number of responses is less than 10 during the period. % is calculated as Quantity/Base number*100

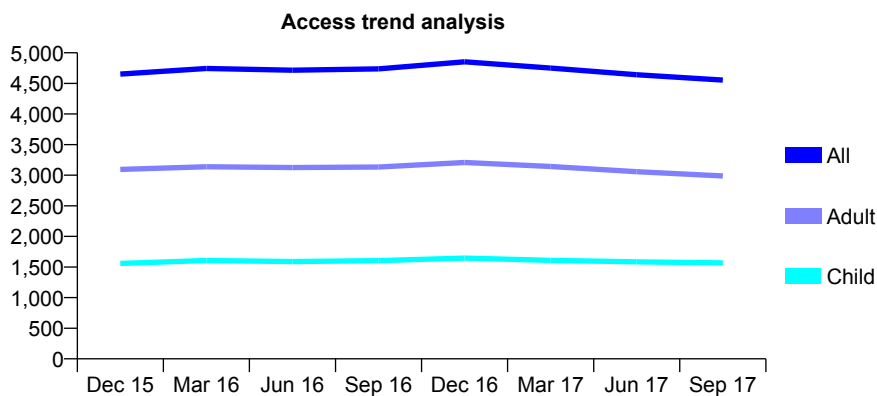
Q52 - Vital Signs At a Glance Contract Report for 118060/0012 - September 2017

Name or company name	Genix Healthcare Ltd
Contract type name	GDS Contract
Purpose of contract	General
Contract start date	01/04/2007
Contract end date	

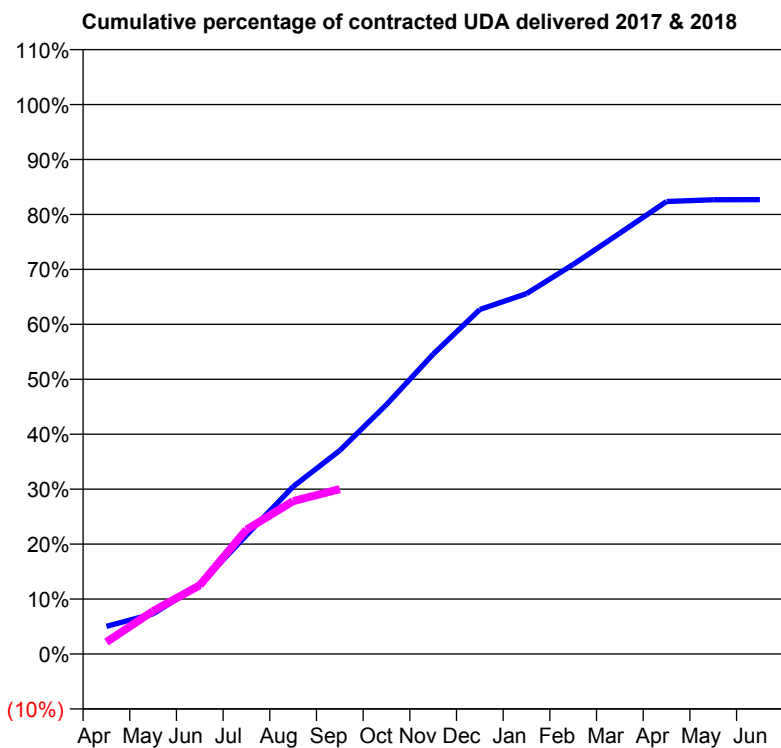
17/18 Contracted general activity (UDA)	14,018
Carry forward general activity (UDA)	0
17/18 Contracted orthodontic activity (UOA)	0
Carry forward orthodontic activity (UOA)	0
Baseline contract value	£350,493.82

ACCESS*

Patients seen in 24 months	Total	Change since previous quarter
Quarter ending September 2016	4,738	
Quarter ending December 2016	4,854	↑
Quarter ending March 2017	4,751	↓
Quarter ending June 2017	4,642	↓
Quarter ending September 2017	4,554	↓
Variance since September 2016	(3.9%)	↓



ACTIVITY



Month	Adjusted Scheduled Activity (UDA)	
	2017	2018
April	706	305
May	1,025	1,097
June	1,770	1,754
July	3,033	3,171
August	4,271	3,900
September	5,194	4,206
October	6,362	
November	7,649	
December	8,789	
January	9,192	
February	9,938	
March	10,739	
April	11,543	
May	11,587	
June	11,592	

QUALITY

	Quantity	Base Number	Contract	AT	Region	England
% of FP17s for the same patient ID Re-attending within 3 months - Children	58	792	7.3%	10.9%	12.8%	11.9%
% of FP17s for the same patient ID Re-attending within 3 months - Adults	182	1,510	12.1%	14.9%	16.5%	15.9%
% of FP17s for the same patient ID Re-attending between 3 & 9 months - Children	374	792	47.2%	61.0%	59.7%	58.1%
% of FP17s for the same patient ID Re-attending between 3 & 9 months - Adults	657	1,510	43.5%	54.9%	53.0%	50.6%
% of FP17s for Band 1 Urgent Courses	210	1,931	10.9%	8.6%	9.2%	9.1%
% of FP17s Relating to Free Repair or Replacements	12	1,931	0.6%	0.9%	1.0%	0.8%
% of FP17s Relating to Continuations	3	1,931	0.2%	1.2%	1.2%	1.1%
% of Patients satisfied with the dentistry they have received	3	3	N/A	91.4%	91.6%	91.4%
% of Patients satisfied with the time they had to wait for an appointment	3	3	N/A	87.5%	88.1%	87.7%

* This is based on patients treated on this contract for their most recent course of treatment. Figures in italics indicate the base number of FP17s or Patient Questionnaire responses are less than 100. N/A is shown where the base number of responses is less than 10 during the period. % is calculated as Quantity/Base number*100

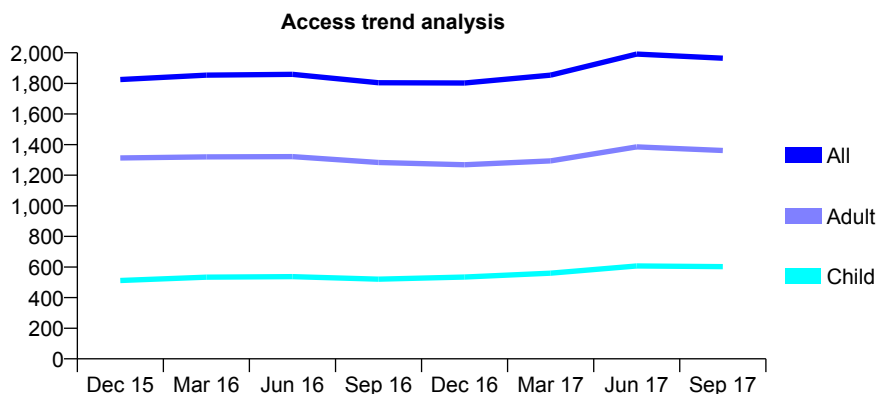
Q52 - Vital Signs At a Glance Contract Report for 118060/0015 - September 2017

Name or company name	Genix Healthcare Ltd
Contract type name	GDS Contract
Purpose of contract	General
Contract start date	01/04/2008
Contract end date	

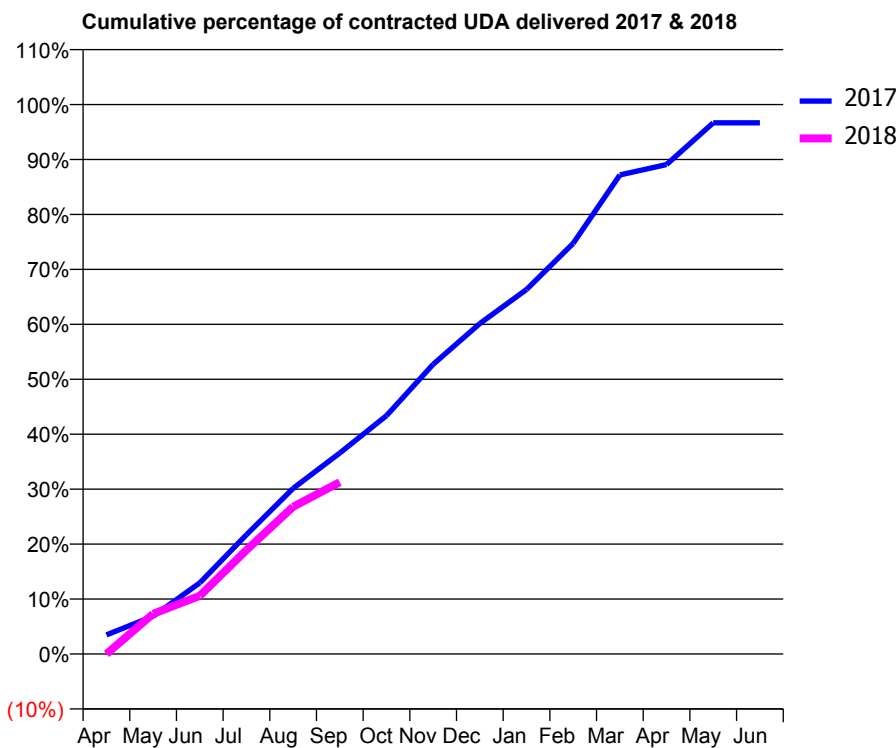
17/18 Contracted general activity (UDA)	6,000
Carry forward general activity (UDA)	0
17/18 Contracted orthodontic activity (UOA)	0
Carry forward orthodontic activity (UOA)	0
Baseline contract value	£158,153.39

ACCESS*

Patients seen in 24 months	Total	Change since previous quarter
Quarter ending September 2016	1,804	
Quarter ending December 2016	1,803	→
Quarter ending March 2017	1,854	↑
Quarter ending June 2017	1,992	↑
Quarter ending September 2017	1,965	↓
Variance since September 2016	8.9%	↑



ACTIVITY



Month	Adjusted Scheduled Activity (UDA)	
	2017	2018
April	210	0
May	413	439
June	777	636
July	1,303	1,134
August	1,810	1,609
September	2,194	1,876
October	2,603	
November	3,163	
December	3,608	
January	3,980	
February	4,484	
March	5,231	
April	5,344	
May	5,799	
June	5,799	

QUALITY

	Quantity	Base Number	Contract	AT	Region	England
% of FP17s for the same patient ID Re-attending within 3 months - Children	31	417	7.4%	10.9%	12.8%	11.9%
% of FP17s for the same patient ID Re-attending within 3 months - Adults	97	885	11.0%	14.9%	16.5%	15.9%
% of FP17s for the same patient ID Re-attending between 3 & 9 months - Children	201	417	48.2%	61.0%	59.7%	58.1%
% of FP17s for the same patient ID Re-attending between 3 & 9 months - Adults	425	885	48.0%	54.9%	53.0%	50.6%
% of FP17s for Band 1 Urgent Courses	28	848	3.3%	8.6%	9.2%	9.1%
% of FP17s Relating to Free Repair or Replacements	0	848	0.0%	0.9%	1.0%	0.8%
% of FP17s Relating to Continuations	2	848	0.2%	1.2%	1.2%	1.1%
% of Patients satisfied with the dentistry they have received	4	4	N/A	91.4%	91.6%	91.4%
% of Patients satisfied with the time they had to wait for an appointment	4	4	N/A	87.5%	88.1%	87.7%

* This is based on patients treated on this contract for their most recent course of treatment. Figures in italics indicate the base number of FP17s or Patient Questionnaire responses are less than 100. N/A is shown where the base number of responses is less than 10 during the period. % is calculated as Quantity/Base number*100

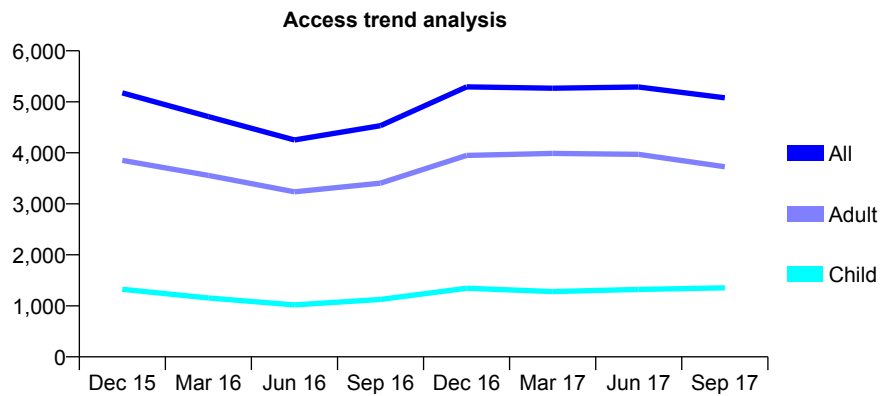
Q52 - Vital Signs At a Glance Contract Report for 118060/0018 - September 2017

Name or company name	Genix Healthcare Ltd
Contract type name	GDS Contract
Purpose of contract	General
Contract start date	01/11/2009
Contract end date	

17/18 Contracted general activity (UDA)	14,000
Carry forward general activity (UDA)	0
17/18 Contracted orthodontic activity (UOA)	0
Carry forward orthodontic activity (UOA)	0
Baseline contract value	£349,278.81

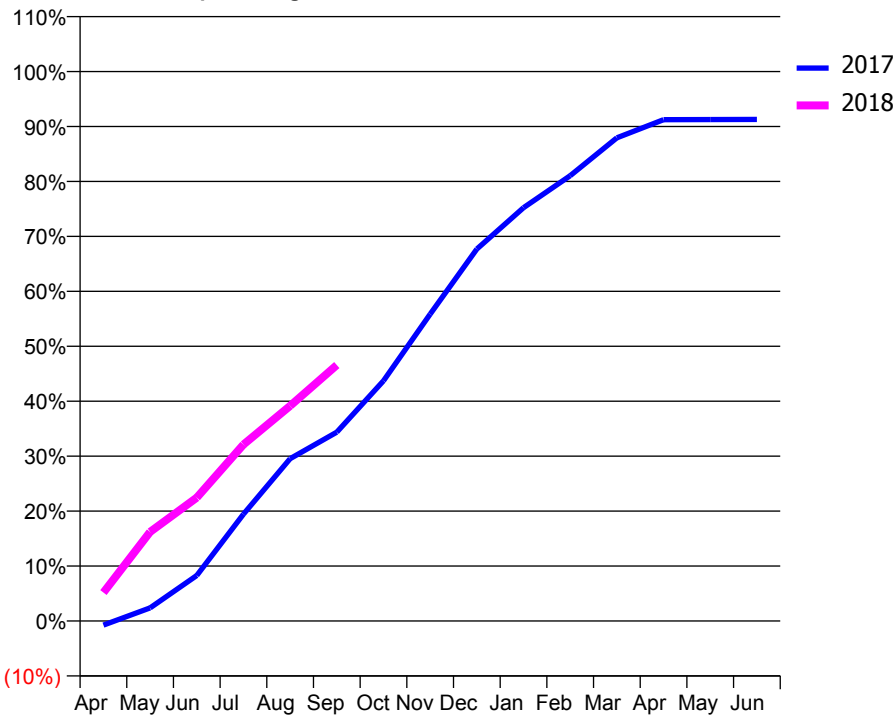
ACCESS*

Patients seen in 24 months	Total	Change since previous quarter
Quarter ending September 2016	4,531	
Quarter ending December 2016	5,293	↑
Quarter ending March 2017	5,267	→
Quarter ending June 2017	5,291	→
Quarter ending September 2017	5,078	↓
Variance since September 2016	12.1%	↑



ACTIVITY

Cumulative percentage of contracted UDA delivered 2017 & 2018



Month	Adjusted Scheduled Activity (UDA)	
	2017	2018
April	-106	724
May	333	2,270
June	1,162	3,144
July	2,721	4,496
August	4,137	5,483
September	4,812	6,522
October	6,122	
November	7,819	
December	9,475	
January	10,530	
February	11,347	
March	12,312	
April	12,772	
May	12,775	
June	12,780	

QUALITY

	Quantity	Base Number	Contract	AT	Region	England
% of FP17s for the same patient ID Re-attending within 3 months - Children	38	1,072	3.5%	10.9%	12.8%	11.9%
% of FP17s for the same patient ID Re-attending within 3 months - Adults	240	2,831	8.5%	14.9%	16.5%	15.9%
% of FP17s for the same patient ID Re-attending between 3 & 9 months - Children	497	1,072	46.4%	61.0%	59.7%	58.1%
% of FP17s for the same patient ID Re-attending between 3 & 9 months - Adults	1,387	2,831	49.0%	54.9%	53.0%	50.6%
% of FP17s for Band 1 Urgent Courses	322	3,596	9.0%	8.6%	9.2%	9.1%
% of FP17s Relating to Free Repair or Replacements	141	3,596	3.9%	0.9%	1.0%	0.8%
% of FP17s Relating to Continuations	13	3,596	0.4%	1.2%	1.2%	1.1%
% of Patients satisfied with the dentistry they have received	12	12	100.0%	91.4%	91.6%	91.4%
% of Patients satisfied with the time they had to wait for an appointment	11	12	91.7%	87.5%	88.1%	87.7%

* This is based on patients treated on this contract for their most recent course of treatment. Figures in italics indicate the base number of FP17s or Patient Questionnaire responses are less than 100. N/A is shown where the base number of responses is less than 10 during the period. % is calculated as Quantity/Base number*100

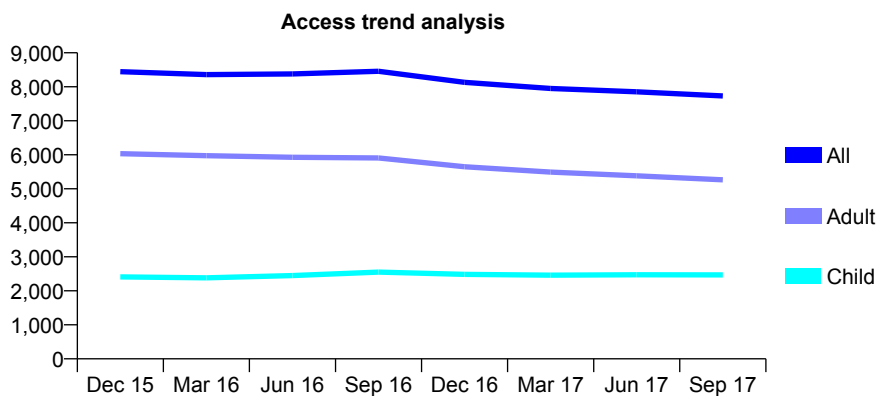
Q52 - Vital Signs At a Glance Contract Report for 118060/0031 - September 2017

Name or company name	Genix Healthcare Ltd
Contract type name	GDS Contract
Purpose of contract	General
Contract start date	01/07/2012
Contract end date	

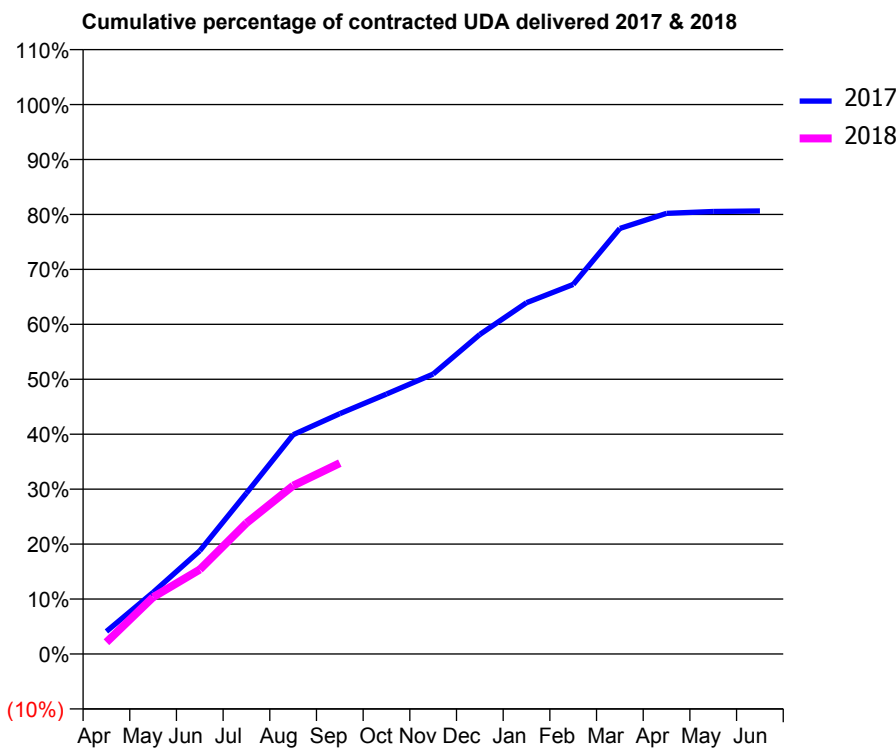
17/18 Contracted general activity (UDA)	26,800
Carry forward general activity (UDA)	0
17/18 Contracted orthodontic activity (UOA)	0
Carry forward orthodontic activity (UOA)	0
Baseline contract value	£744,522.86

ACCESS*

Patients seen in 24 months	Total	Change since previous quarter
Quarter ending September 2016	8,457	
Quarter ending December 2016	8,132	↓
Quarter ending March 2017	7,950	↓
Quarter ending June 2017	7,854	↓
Quarter ending September 2017	7,733	↓
Variance since September 2016	(8.6%)	↓



ACTIVITY



Month	Adjusted Scheduled Activity (UDA)	
	2017	2018
April	1,105	573
May	3,007	2,773
June	5,036	4,122
July	7,848	6,391
August	10,694	8,210
September	11,723	9,312
October	12,675	
November	13,653	
December	15,585	
January	17,134	
February	18,025	
March	20,756	
April	21,490	
May	21,583	
June	21,605	

QUALITY

	Quantity	Base Number	Contract	AT	Region	England
% of FP17s for the same patient ID Re-attending within 3 months - Children	142	1,562	9.1%	10.9%	12.8%	11.9%
% of FP17s for the same patient ID Re-attending within 3 months - Adults	588	3,147	18.7%	14.9%	16.5%	15.9%
% of FP17s for the same patient ID Re-attending between 3 & 9 months - Children	776	1,562	49.7%	61.0%	59.7%	58.1%
% of FP17s for the same patient ID Re-attending between 3 & 9 months - Adults	1,486	3,147	47.2%	54.9%	53.0%	50.6%
% of FP17s for Band 1 Urgent Courses	492	4,321	11.4%	8.6%	9.2%	9.1%
% of FP17s Relating to Free Repair or Replacements	34	4,321	0.8%	0.9%	1.0%	0.8%
% of FP17s Relating to Continuations	6	4,321	0.1%	1.2%	1.2%	1.1%
% of Patients satisfied with the dentistry they have received	12	15	80.0%	91.4%	91.6%	91.4%
% of Patients satisfied with the time they had to wait for an appointment	11	15	73.3%	87.5%	88.1%	87.7%

* This is based on patients treated on this contract for their most recent course of treatment. Figures in italics indicate the base number of FP17s or Patient Questionnaire responses are less than 100. N/A is shown where the base number of responses is less than 10 during the period. % is calculated as Quantity/Base number*100

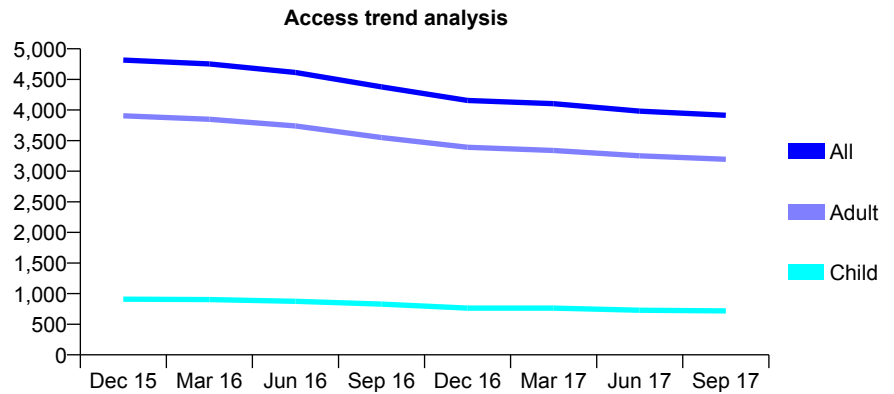
Q52 - Vital Signs At a Glance Contract Report for 121487/0001 - September 2017

Name or company name	Dr Issa & Partners
Contract type name	GDS Contract
Purpose of contract	General
Contract start date	01/11/2013
Contract end date	

17/18 Contracted general activity (UDA)	15,000
Carry forward general activity (UDA)	0
17/18 Contracted orthodontic activity (UOA)	0
Carry forward orthodontic activity (UOA)	0
Baseline contract value	£377,197.18

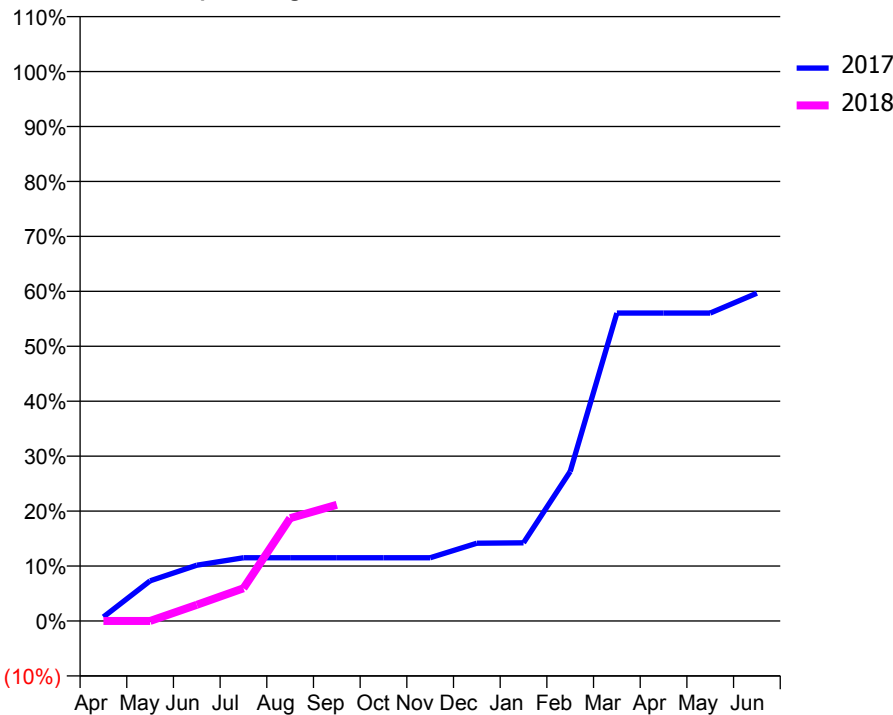
ACCESS*

Patients seen in 24 months	Total	Change since previous quarter
Quarter ending September 2016	4,379	
Quarter ending December 2016	4,156	↓
Quarter ending March 2017	4,103	↓
Quarter ending June 2017	3,981	↓
Quarter ending September 2017	3,913	↓
Variance since September 2016	(10.6%)	↓



ACTIVITY

Cumulative percentage of contracted UDA delivered 2017 & 2018



Month	Adjusted Scheduled Activity (UDA)	
	2017	2018
April	113	0
May	1,099	0
June	1,522	442
July	1,728	892
August	1,728	2,808
September	1,728	3,173
October	1,728	
November	1,728	
December	2,124	
January	2,135	
February	4,082	
March	8,407	
April	8,407	
May	8,407	
June	8,951	

QUALITY

	Quantity	Base Number	Contract	AT	Region	England
% of FP17s for the same patient ID Re-attending within 3 months - Children	60	413	14.5%	10.9%	12.8%	11.9%
% of FP17s for the same patient ID Re-attending within 3 months - Adults	335	1,665	20.1%	14.9%	16.5%	15.9%
% of FP17s for the same patient ID Re-attending between 3 & 9 months - Children	182	413	44.1%	61.0%	59.7%	58.1%
% of FP17s for the same patient ID Re-attending between 3 & 9 months - Adults	673	1,665	40.4%	54.9%	53.0%	50.6%
% of FP17s for Band 1 Urgent Courses	234	1,785	13.1%	8.6%	9.2%	9.1%
% of FP17s Relating to Free Repair or Replacements	46	1,785	2.6%	0.9%	1.0%	0.8%
% of FP17s Relating to Continuations	9	1,785	0.5%	1.2%	1.2%	1.1%
% of Patients satisfied with the dentistry they have received	4	4	N/A	91.4%	91.6%	91.4%
% of Patients satisfied with the time they had to wait for an appointment	3	4	N/A	87.5%	88.1%	87.7%

* This is based on patients treated on this contract for their most recent course of treatment. Figures in italics indicate the base number of FP17s or Patient Questionnaire responses are less than 100. N/A is shown where the base number of responses is less than 10 during the period. % is calculated as Quantity/Base number*100

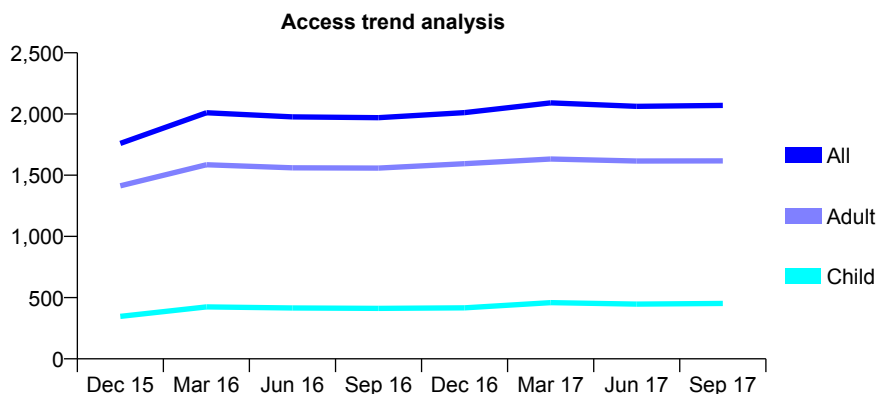
Q52 - Vital Signs At a Glance Contract Report for 122432/0001 - September 2017

Name or company name	Ponte Healthcare Ltd
Contract type name	GDS Contract
Purpose of contract	General
Contract start date	09/02/2012
Contract end date	

17/18 Contracted general activity (UDA)	7,559
Carry forward general activity (UDA)	0
17/18 Contracted orthodontic activity (UOA)	0
Carry forward orthodontic activity (UOA)	0
Baseline contract value	£185,533.46

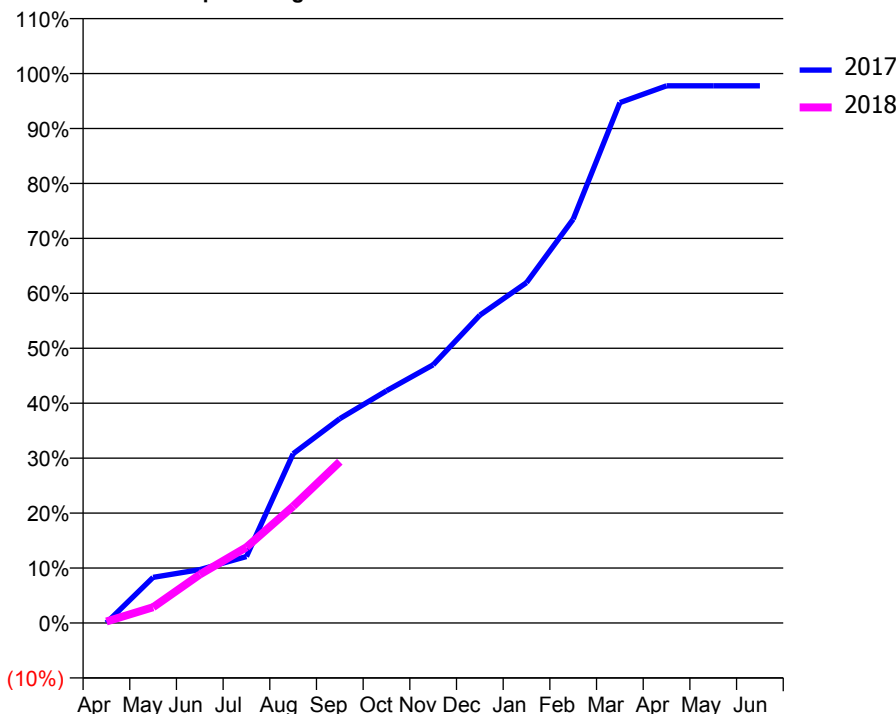
ACCESS*

Patients seen in 24 months	Total	Change since previous quarter
Quarter ending September 2016	1,970	
Quarter ending December 2016	2,011	↑
Quarter ending March 2017	2,091	↑
Quarter ending June 2017	2,063	↓
Quarter ending September 2017	2,070	→
Variance since September 2016	5.1%	↑



ACTIVITY

Cumulative percentage of contracted UDA delivered 2017 & 2018



Month	Adjusted Scheduled Activity (UDA)	
	2017	2018
April	2	20
May	629	217
June	734	668
July	915	1,043
August	2,329	1,606
September	2,812	2,218
October	3,195	
November	3,551	
December	4,234	
January	4,683	
February	5,555	
March	7,158	
April	7,389	
May	7,389	
June	7,389	

QUALITY

	Quantity	Base Number	Contract	AT	Region	England
% of FP17s for the same patient ID Re-attending within 3 months - Children	24	229	10.5%	10.9%	12.8%	11.9%
% of FP17s for the same patient ID Re-attending within 3 months - Adults	70	600	11.7%	14.9%	16.5%	15.9%
% of FP17s for the same patient ID Re-attending between 3 & 9 months - Children	107	229	46.7%	61.0%	59.7%	58.1%
% of FP17s for the same patient ID Re-attending between 3 & 9 months - Adults	260	600	43.3%	54.9%	53.0%	50.6%
% of FP17s for Band 1 Urgent Courses	67	770	8.7%	8.6%	9.2%	9.1%
% of FP17s Relating to Free Repair or Replacements	2	770	0.3%	0.9%	1.0%	0.8%
% of FP17s Relating to Continuations	6	770	0.8%	1.2%	1.2%	1.1%
% of Patients satisfied with the dentistry they have received	2	3	N/A	91.4%	91.6%	91.4%
% of Patients satisfied with the time they had to wait for an appointment	1	3	N/A	87.5%	88.1%	87.7%

* This is based on patients treated on this contract for their most recent course of treatment. Figures in italics indicate the base number of FP17s or Patient Questionnaire responses are less than 100. N/A is shown where the base number of responses is less than 10 during the period. % is calculated as Quantity/Base number*100

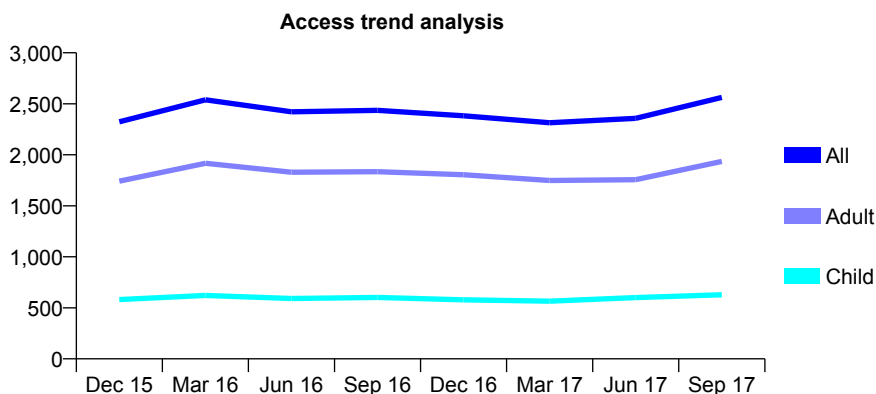
Q52 - Vital Signs At a Glance Contract Report for 122742/0001 - September 2017

Name or company name	Indigo Dental Ltd
Contract type name	GDS Contract
Purpose of contract	General
Contract start date	01/10/2013
Contract end date	

17/18 Contracted general activity (UDA)	10,020
Carry forward general activity (UDA)	0
17/18 Contracted orthodontic activity (UOA)	0
Carry forward orthodontic activity (UOA)	0
Baseline contract value	£263,625.27

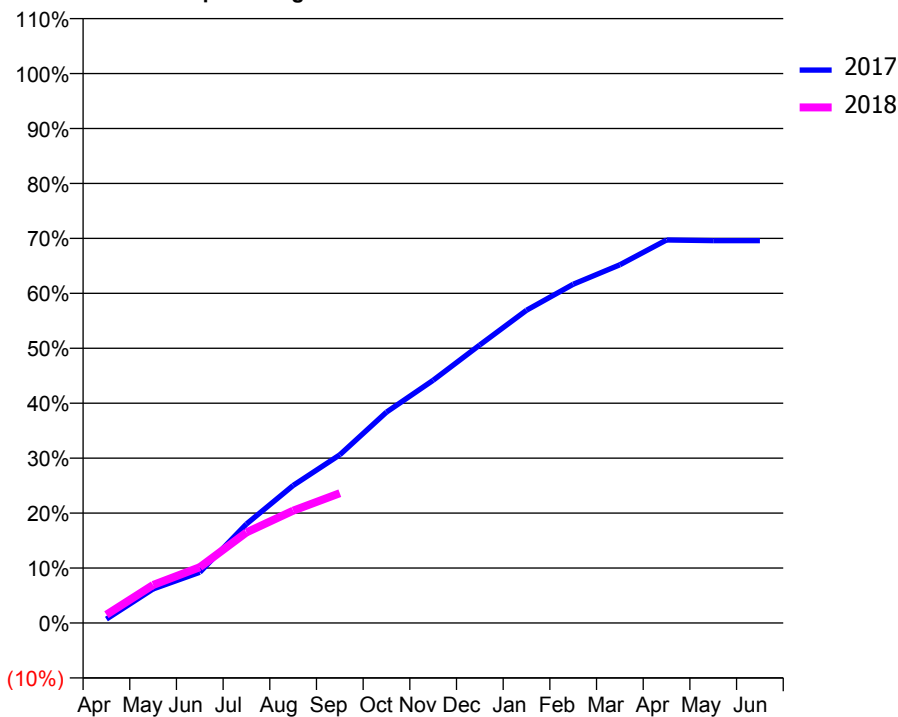
ACCESS*

Patients seen in 24 months	Total	Change since previous quarter
Quarter ending September 2016	2,436	
Quarter ending December 2016	2,383	↓
Quarter ending March 2017	2,315	↓
Quarter ending June 2017	2,357	→
Quarter ending September 2017	2,563	↑
Variance since September 2016	5.2%	↑



ACTIVITY

Cumulative percentage of contracted UDA delivered 2017 & 2018



Month	Adjusted Scheduled Activity (UDA)	
	2017	2018
April	71	153
May	622	695
June	926	1,018
July	1,806	1,653
August	2,507	2,048
September	3,067	2,368
October	3,845	
November	4,426	
December	5,072	
January	5,703	
February	6,177	
March	6,533	
April	6,985	
May	6,973	
June	6,973	

QUALITY

	Quantity	Base Number	Contract	AT	Region	England
% of FP17s for the same patient ID Re-attending within 3 months - Children	17	462	3.7%	10.9%	12.8%	11.9%
% of FP17s for the same patient ID Re-attending within 3 months - Adults	110	1,185	9.3%	14.9%	16.5%	15.9%
% of FP17s for the same patient ID Re-attending between 3 & 9 months - Children	242	462	52.4%	61.0%	59.7%	58.1%
% of FP17s for the same patient ID Re-attending between 3 & 9 months - Adults	570	1,185	48.1%	54.9%	53.0%	50.6%
% of FP17s for Band 1 Urgent Courses	39	1,076	3.6%	8.6%	9.2%	9.1%
% of FP17s Relating to Free Repair or Replacements	5	1,076	0.5%	0.9%	1.0%	0.8%
% of FP17s Relating to Continuations	4	1,076	0.4%	1.2%	1.2%	1.1%
% of Patients satisfied with the dentistry they have received	4	5	N/A	91.4%	91.6%	91.4%
% of Patients satisfied with the time they had to wait for an appointment	4	5	N/A	87.5%	88.1%	87.7%

* This is based on patients treated on this contract for their most recent course of treatment. Figures in italics indicate the base number of FP17s or Patient Questionnaire responses are less than 100. N/A is shown where the base number of responses is less than 10 during the period. % is calculated as Quantity/Base number*100

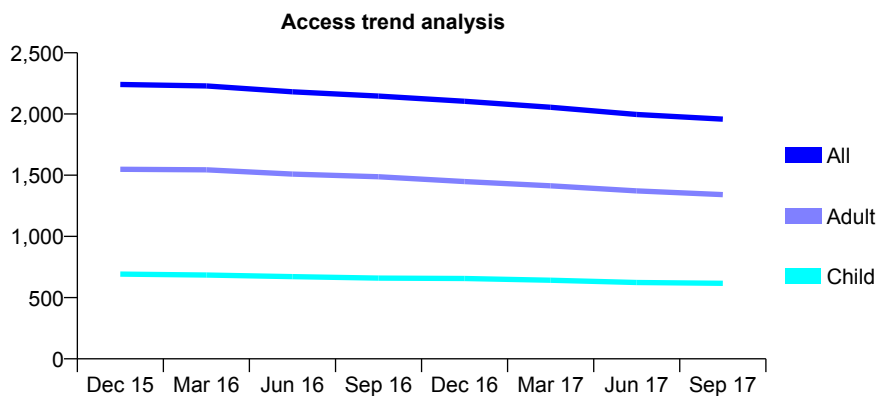
Q52 - Vital Signs At a Glance Contract Report for 123811/0001 - September 2017

Name or company name	Carnegie Dental Clinic Ltd
Contract type name	GDS Contract
Purpose of contract	General
Contract start date	02/07/2007
Contract end date	

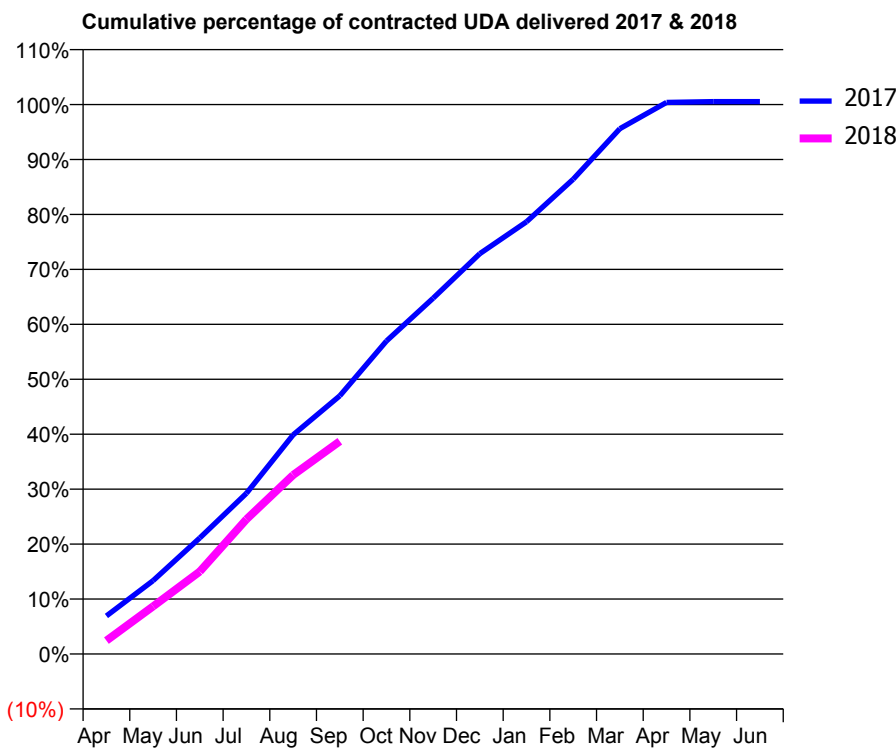
17/18 Contracted general activity (UDA)	8,152
Carry forward general activity (UDA)	0
17/18 Contracted orthodontic activity (UOA)	0
Carry forward orthodontic activity (UOA)	0
Baseline contract value	£219,190.46

ACCESS*

Patients seen in 24 months	Total	Change since previous quarter
Quarter ending September 2016	2,147	
Quarter ending December 2016	2,104	↓
Quarter ending March 2017	2,055	↓
Quarter ending June 2017	1,996	↓
Quarter ending September 2017	1,958	↓
Variance since September 2016	(8.8%)	↓



ACTIVITY



Month	Adjusted Scheduled Activity (UDA)	
	2017	2018
April	564	198
May	1,089	708
June	1,723	1,223
July	2,385	1,999
August	3,252	2,656
September	3,831	3,157
October	4,643	
November	5,279	
December	5,940	
January	6,413	
February	7,044	
March	7,793	
April	8,183	
May	8,195	
June	8,195	

QUALITY

	Quantity	Base Number	Contract	AT	Region	England
% of FP17s for the same patient ID Re-attending within 3 months - Children	91	621	14.7%	10.9%	12.8%	11.9%
% of FP17s for the same patient ID Re-attending within 3 months - Adults	187	1,070	17.5%	14.9%	16.5%	15.9%
% of FP17s for the same patient ID Re-attending between 3 & 9 months - Children	408	621	65.7%	61.0%	59.7%	58.1%
% of FP17s for the same patient ID Re-attending between 3 & 9 months - Adults	711	1,070	66.4%	54.9%	53.0%	50.6%
% of FP17s for Band 1 Urgent Courses	145	1,543	9.4%	8.6%	9.2%	9.1%
% of FP17s Relating to Free Repair or Replacements	22	1,543	1.4%	0.9%	1.0%	0.8%
% of FP17s Relating to Continuations	16	1,543	1.0%	1.2%	1.2%	1.1%
% of Patients satisfied with the dentistry they have received	9	9	N/A	91.4%	91.6%	91.4%
% of Patients satisfied with the time they had to wait for an appointment	6	9	N/A	87.5%	88.1%	87.7%

* This is based on patients treated on this contract for their most recent course of treatment. Figures in italics indicate the base number of FP17s or Patient Questionnaire responses are less than 100. N/A is shown where the base number of responses is less than 10 during the period. % is calculated as Quantity/Base number*100

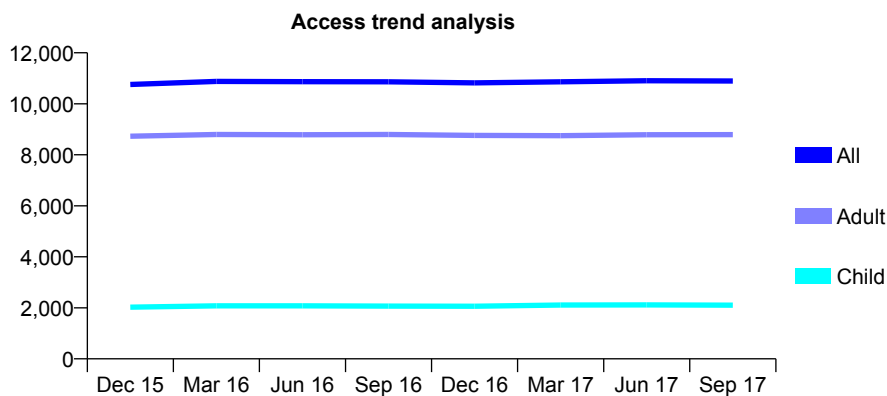
Q52 - Vital Signs At a Glance Contract Report for 125237/0001 - September 2017

Name or company name	Horbury Dental Care Limited
Contract type name	GDS Contract
Purpose of contract	General
Contract start date	01/04/2011
Contract end date	

17/18 Contracted general activity (UDA)	30,037
Carry forward general activity (UDA)	0
17/18 Contracted orthodontic activity (UOA)	0
Carry forward orthodontic activity (UOA)	0
Baseline contract value	£1,141,755.59

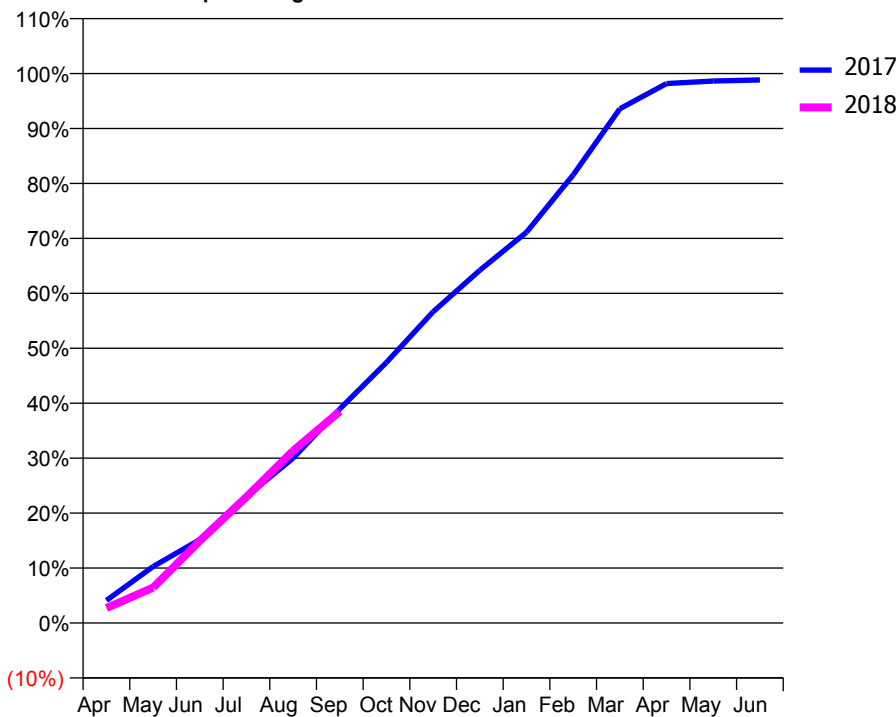
ACCESS*

Patients seen in 24 months	Total	Change since previous quarter
Quarter ending September 2016	10,865	
Quarter ending December 2016	10,823	→
Quarter ending March 2017	10,862	→
Quarter ending June 2017	10,903	→
Quarter ending September 2017	10,895	→
Variance since September 2016	0.3%	→



ACTIVITY

Cumulative percentage of contracted UDA delivered 2017 & 2018



Adjusted Scheduled Activity (UDA)

Month	2017	2018
April	1,235	823
May	3,086	1,938
June	4,560	4,491
July	6,924	6,890
August	9,011	9,414
September	11,700	11,574
October	14,249	
November	17,013	
December	19,280	
January	21,363	
February	24,495	
March	28,113	
April	29,488	
May	29,626	
June	29,683	

QUALITY

	Quantity	Base Number	Contract	AT	Region	England
% of FP17s for the same patient ID Re-attending within 3 months - Children	125	1,673	7.5%	10.9%	12.8%	11.9%
% of FP17s for the same patient ID Re-attending within 3 months - Adults	620	5,572	11.1%	14.9%	16.5%	15.9%
% of FP17s for the same patient ID Re-attending between 3 & 9 months - Children	1,054	1,673	63.0%	61.0%	59.7%	58.1%
% of FP17s for the same patient ID Re-attending between 3 & 9 months - Adults	2,555	5,572	45.9%	54.9%	53.0%	50.6%
% of FP17s for Band 1 Urgent Courses	297	6,360	4.7%	8.6%	9.2%	9.1%
% of FP17s Relating to Free Repair or Replacements	72	6,360	1.1%	0.9%	1.0%	0.8%
% of FP17s Relating to Continuations	134	6,360	2.1%	1.2%	1.2%	1.1%
% of Patients satisfied with the dentistry they have received	21	23	91.3%	91.4%	91.6%	91.4%
% of Patients satisfied with the time they had to wait for an appointment	22	23	95.7%	87.5%	88.1%	87.7%

* This is based on patients treated on this contract for their most recent course of treatment. Figures in italics indicate the base number of FP17s or Patient Questionnaire responses are less than 100. N/A is shown where the base number of responses is less than 10 during the period. % is calculated as Quantity/Base number*100

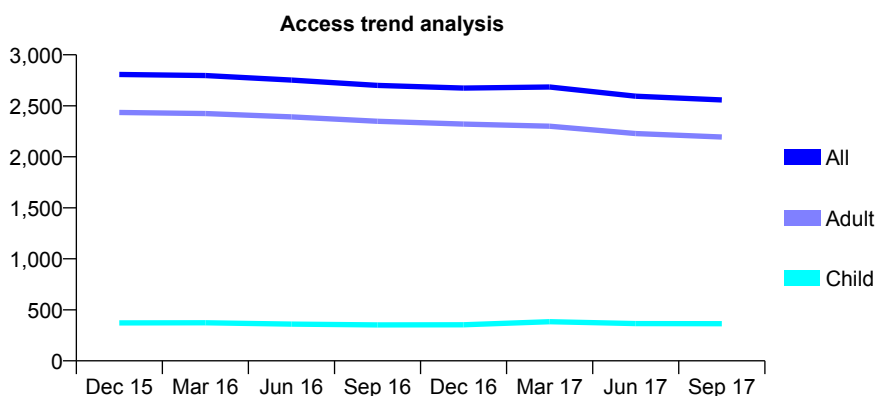
Q52 - Vital Signs At a Glance Contract Report for 128031/0001 - September 2017

Name or company name	JIGL Ltd
Contract type name	GDS Contract
Purpose of contract	General
Contract start date	01/01/2011
Contract end date	

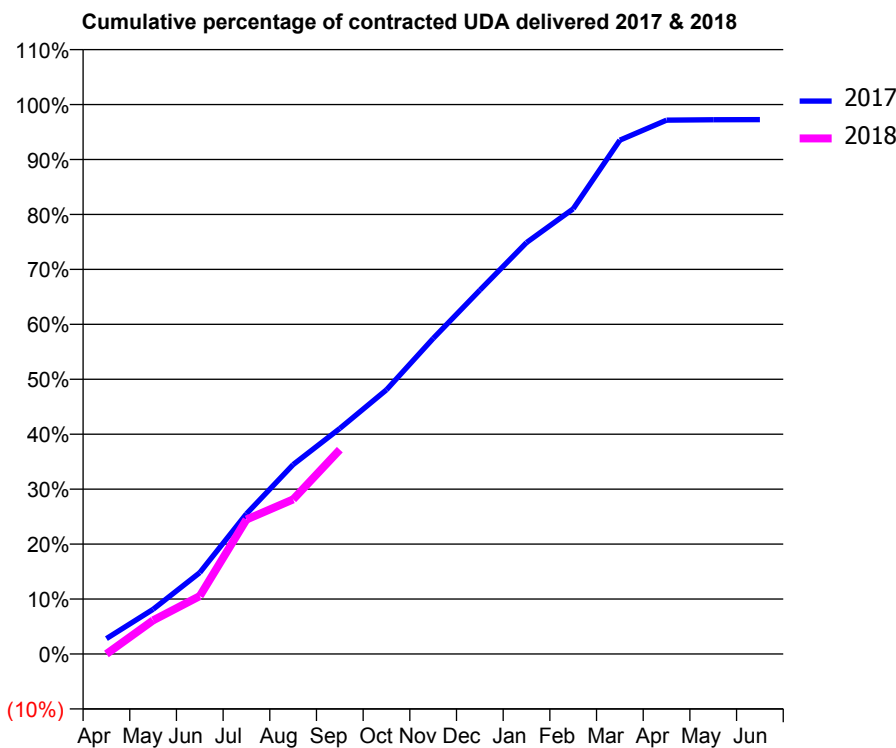
17/18 Contracted general activity (UDA)	8,000
Carry forward general activity (UDA)	0
17/18 Contracted orthodontic activity (UOA)	0
Carry forward orthodontic activity (UOA)	0
Baseline contract value	£257,288.72

ACCESS*

Patients seen in 24 months	Total	Change since previous quarter
Quarter ending September 2016	2,700	
Quarter ending December 2016	2,674	→
Quarter ending March 2017	2,684	→
Quarter ending June 2017	2,594	↓
Quarter ending September 2017	2,558	↓
Variance since September 2016	(5.3%)	↓



ACTIVITY



Month	Adjusted Scheduled Activity (UDA)	
	2017	2018
April	225	0
May	651	490
June	1,184	844
July	2,040	1,959
August	2,757	2,251
September	3,283	2,975
October	3,846	
November	4,594	
December	5,297	
January	5,990	
February	6,481	
March	7,481	
April	7,772	
May	7,779	
June	7,780	

QUALITY

	Quantity	Base Number	Contract	AT	Region	England
% of FP17s for the same patient ID Re-attending within 3 months - Children	8	215	3.7%	10.9%	12.8%	11.9%
% of FP17s for the same patient ID Re-attending within 3 months - Adults	113	1,401	8.1%	14.9%	16.5%	15.9%
% of FP17s for the same patient ID Re-attending between 3 & 9 months - Children	157	215	73.0%	61.0%	59.7%	58.1%
% of FP17s for the same patient ID Re-attending between 3 & 9 months - Adults	945	1,401	67.5%	54.9%	53.0%	50.6%
% of FP17s for Band 1 Urgent Courses	149	1,483	10.0%	8.6%	9.2%	9.1%
% of FP17s Relating to Free Repair or Replacements	10	1,483	0.7%	0.9%	1.0%	0.8%
% of FP17s Relating to Continuations	16	1,483	1.1%	1.2%	1.2%	1.1%
% of Patients satisfied with the dentistry they have received	6	6	N/A	91.4%	91.6%	91.4%
% of Patients satisfied with the time they had to wait for an appointment	5	6	N/A	87.5%	88.1%	87.7%

* This is based on patients treated on this contract for their most recent course of treatment. Figures in italics indicate the base number of FP17s or Patient Questionnaire responses are less than 100. N/A is shown where the base number of responses is less than 10 during the period. % is calculated as Quantity/Base number*100

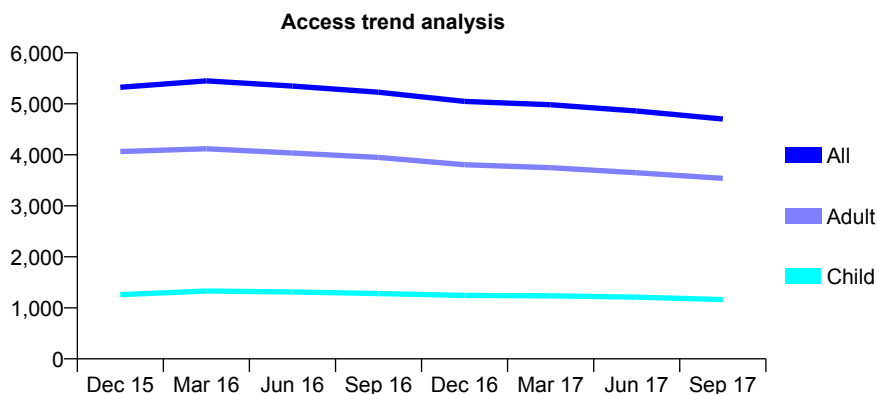
Q52 - Vital Signs At a Glance Contract Report for 128260/0001 - September 2017

Name or company name	Elland Practice Ltd
Contract type name	GDS Contract
Purpose of contract	General
Contract start date	01/08/2008
Contract end date	

17/18 Contracted general activity (UDA)	16,466
Carry forward general activity (UDA)	0
17/18 Contracted orthodontic activity (UOA)	0
Carry forward orthodontic activity (UOA)	0
Baseline contract value	£466,219.36

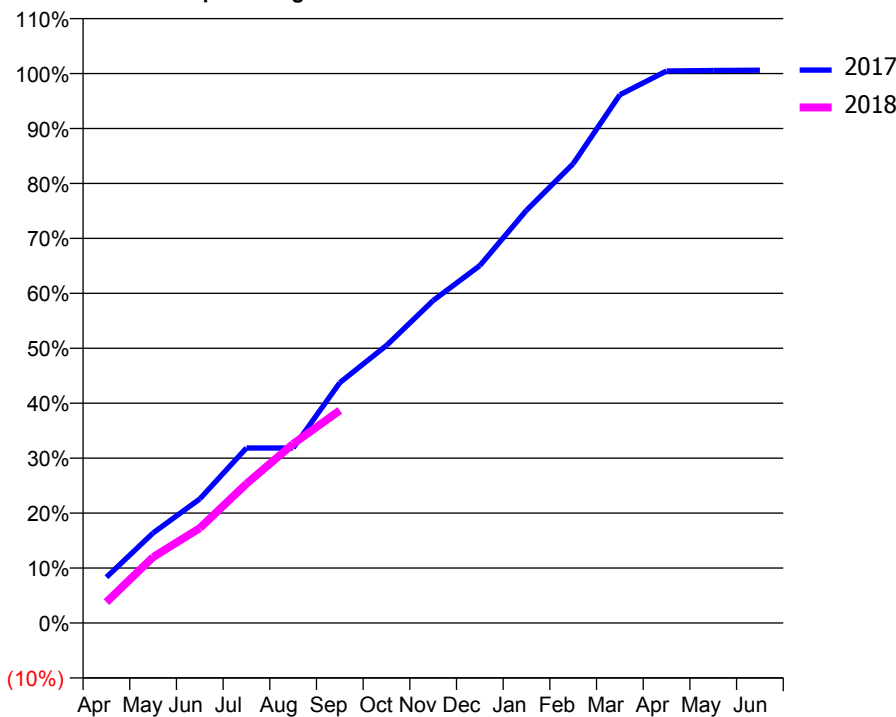
ACCESS*

Patients seen in 24 months	Total	Change since previous quarter
Quarter ending September 2016	5,227	
Quarter ending December 2016	5,048	↓
Quarter ending March 2017	4,981	↓
Quarter ending June 2017	4,858	↓
Quarter ending September 2017	4,701	↓
Variance since September 2016	(10.1%)	↓



ACTIVITY

Cumulative percentage of contracted UDA delivered 2017 & 2018



Adjusted Scheduled Activity (UDA)

Month	2017	2018
April	1,372	626
May	2,699	1,974
June	3,717	2,842
July	5,245	4,173
August	5,245	5,370
September	7,202	6,373
October	8,317	
November	9,663	
December	10,711	
January	12,371	
February	13,762	
March	15,829	
April	16,539	
May	16,557	
June	16,563	

QUALITY

	Quantity	Base Number	Contract	AT	Region	England
% of FP17s for the same patient ID Re-attending within 3 months - Children	71	910	7.8%	10.9%	12.8%	11.9%
% of FP17s for the same patient ID Re-attending within 3 months - Adults	374	2,600	14.4%	14.9%	16.5%	15.9%
% of FP17s for the same patient ID Re-attending between 3 & 9 months - Children	653	910	71.8%	61.0%	59.7%	58.1%
% of FP17s for the same patient ID Re-attending between 3 & 9 months - Adults	1,841	2,600	70.8%	54.9%	53.0%	50.6%
% of FP17s for Band 1 Urgent Courses	130	3,199	4.1%	8.6%	9.2%	9.1%
% of FP17s Relating to Free Repair or Replacements	12	3,199	0.4%	0.9%	1.0%	0.8%
% of FP17s Relating to Continuations	25	3,199	0.8%	1.2%	1.2%	1.1%
% of Patients satisfied with the dentistry they have received	8	8	N/A	91.4%	91.6%	91.4%
% of Patients satisfied with the time they had to wait for an appointment	7	8	N/A	87.5%	88.1%	87.7%

* This is based on patients treated on this contract for their most recent course of treatment. Figures in italics indicate the base number of FP17s or Patient Questionnaire responses are less than 100. N/A is shown where the base number of responses is less than 10 during the period. % is calculated as Quantity/Base number*100

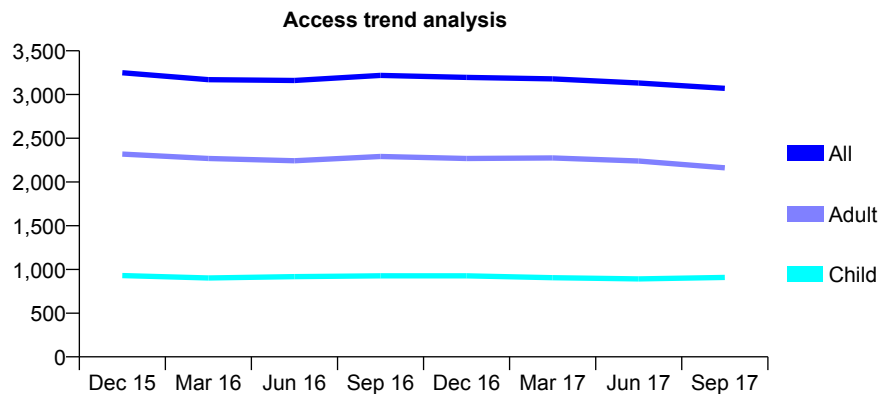
Q52 - Vital Signs At a Glance Contract Report for 129542/0001 - September 2017

Name or company name	Dental Care Centre Ltd
Contract type name	PDS Contract
Purpose of contract	General
Contract start date	01/07/2007
Contract end date	31/03/2018

17/18 Contracted general activity (UDA)	9,661
Carry forward general activity (UDA)	0
17/18 Contracted orthodontic activity (UOA)	0
Carry forward orthodontic activity (UOA)	0
Baseline contract value	£362,339.15

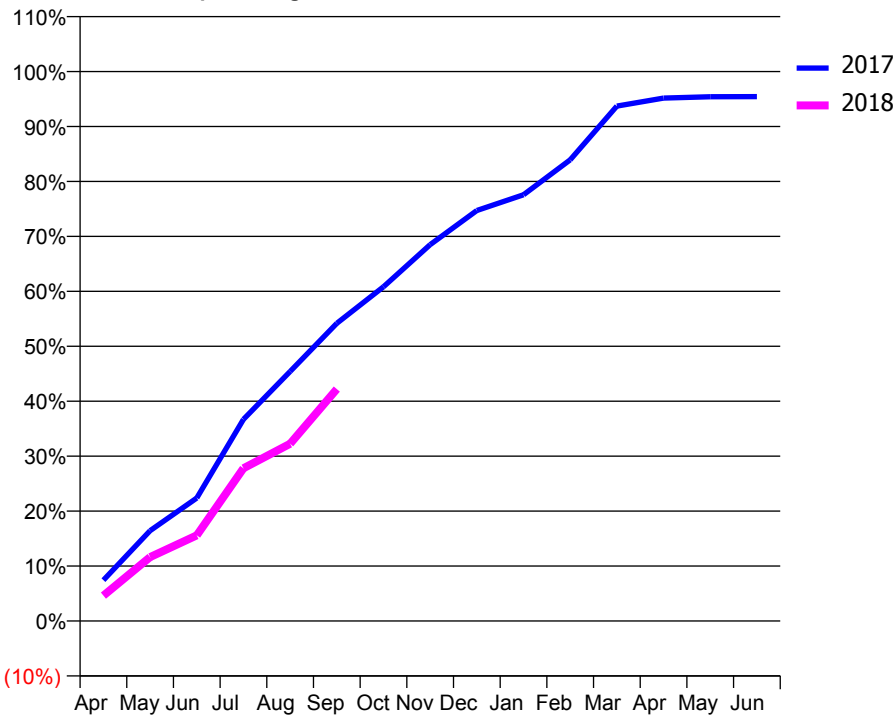
ACCESS*

Patients seen in 24 months	Total	Change since previous quarter
Quarter ending September 2016	3,218	
Quarter ending December 2016	3,196	→
Quarter ending March 2017	3,179	→
Quarter ending June 2017	3,132	↓
Quarter ending September 2017	3,070	↓
Variance since September 2016	(4.6%)	↓



ACTIVITY

Cumulative percentage of contracted UDA delivered 2017 & 2018



Month	Adjusted Scheduled Activity (UDA)	
	2017	2018
April	748	447
May	1,655	1,123
June	2,256	1,505
July	3,697	2,686
August	4,574	3,117
September	5,457	4,079
October	6,127	
November	6,897	
December	7,523	
January	7,811	
February	8,453	
March	9,436	
April	9,585	
May	9,609	
June	9,611	

QUALITY

	Quantity	Base Number	Contract	AT	Region	England
% of FP17s for the same patient ID Re-attending within 3 months - Children	90	806	11.2%	10.9%	12.8%	11.9%
% of FP17s for the same patient ID Re-attending within 3 months - Adults	262	1,539	17.0%	14.9%	16.5%	15.9%
% of FP17s for the same patient ID Re-attending between 3 & 9 months - Children	511	806	63.4%	61.0%	59.7%	58.1%
% of FP17s for the same patient ID Re-attending between 3 & 9 months - Adults	876	1,539	56.9%	54.9%	53.0%	50.6%
% of FP17s for Band 1 Urgent Courses	254	2,202	11.5%	8.6%	9.2%	9.1%
% of FP17s Relating to Free Repair or Replacements	18	2,202	0.8%	0.9%	1.0%	0.8%
% of FP17s Relating to Continuations	23	2,202	1.0%	1.2%	1.2%	1.1%
% of Patients satisfied with the dentistry they have received	3	3	N/A	91.4%	91.6%	91.4%
% of Patients satisfied with the time they had to wait for an appointment	3	3	N/A	87.5%	88.1%	87.7%

* This is based on patients treated on this contract for their most recent course of treatment. Figures in italics indicate the base number of FP17s or Patient Questionnaire responses are less than 100. N/A is shown where the base number of responses is less than 10 during the period. % is calculated as Quantity/Base number*100

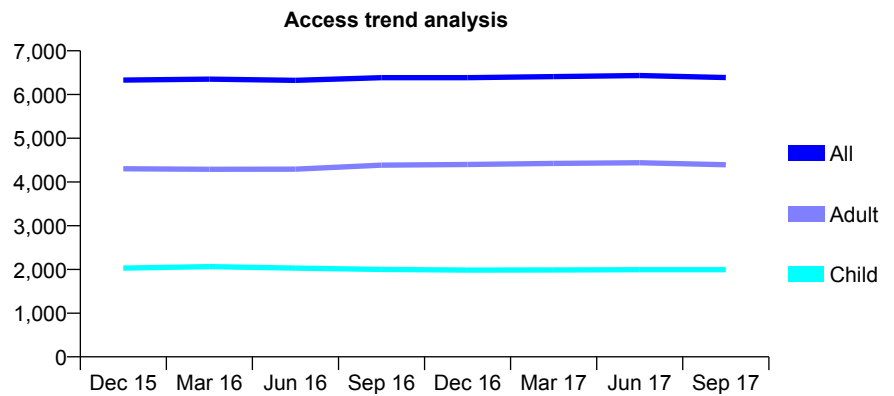
Q52 - Vital Signs At a Glance Contract Report for 129941/0001 - September 2017

Name or company name	Eclipse (Batley) Ltd
Contract type name	GDS Contract
Purpose of contract	General
Contract start date	06/04/2013
Contract end date	

17/18 Contracted general activity (UDA)	19,148
Carry forward general activity (UDA)	0
17/18 Contracted orthodontic activity (UOA)	0
Carry forward orthodontic activity (UOA)	0
Baseline contract value	£612,534.00

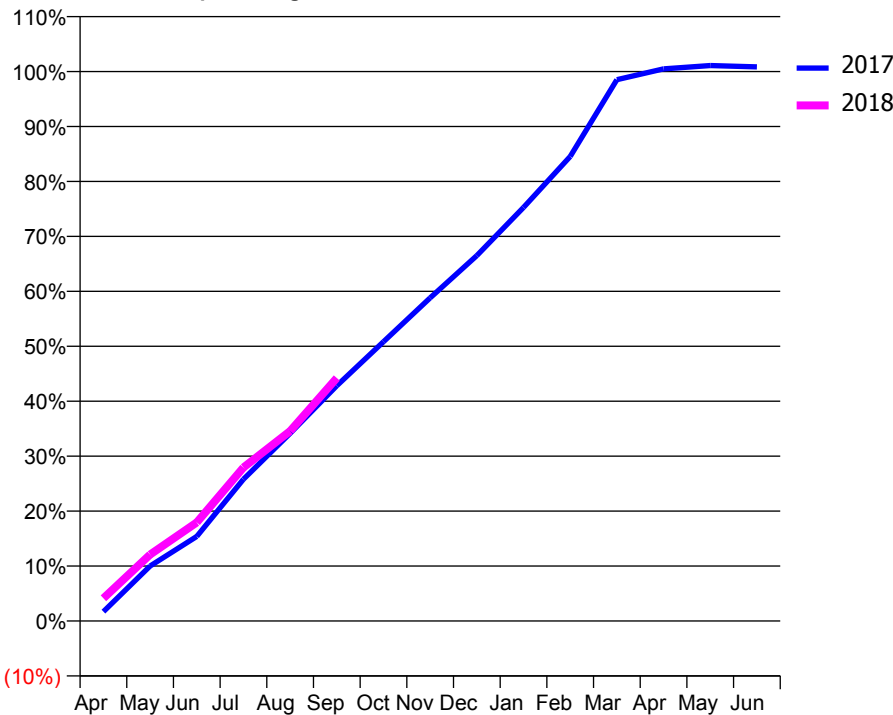
ACCESS*

Patients seen in 24 months	Total	Change since previous quarter
Quarter ending September 2016	6,385	
Quarter ending December 2016	6,385	→
Quarter ending March 2017	6,411	→
Quarter ending June 2017	6,433	→
Quarter ending September 2017	6,387	→
Variance since September 2016	0.0%	→



ACTIVITY

Cumulative percentage of contracted UDA delivered 2017 & 2018



Month	Adjusted Scheduled Activity (UDA)	
	2017	2018
April	329	791
May	1,916	2,315
June	2,947	3,438
July	4,943	5,353
August	6,539	6,621
September	8,198	8,466
October	9,732	
November	11,262	
December	12,735	
January	14,414	
February	16,189	
March	18,862	
April	19,240	
May	19,353	
June	19,307	

QUALITY

	Quantity	Base Number	Contract	AT	Region	England
% of FP17s for the same patient ID Re-attending within 3 months - Children	198	1,641	12.1%	10.9%	12.8%	11.9%
% of FP17s for the same patient ID Re-attending within 3 months - Adults	493	3,142	15.7%	14.9%	16.5%	15.9%
% of FP17s for the same patient ID Re-attending between 3 & 9 months - Children	1,066	1,641	65.0%	61.0%	59.7%	58.1%
% of FP17s for the same patient ID Re-attending between 3 & 9 months - Adults	1,933	3,142	61.5%	54.9%	53.0%	50.6%
% of FP17s for Band 1 Urgent Courses	272	4,294	6.3%	8.6%	9.2%	9.1%
% of FP17s Relating to Free Repair or Replacements	25	4,294	0.6%	0.9%	1.0%	0.8%
% of FP17s Relating to Continuations	22	4,294	0.5%	1.2%	1.2%	1.1%
% of Patients satisfied with the dentistry they have received	16	19	84.2%	91.4%	91.6%	91.4%
% of Patients satisfied with the time they had to wait for an appointment	17	19	89.5%	87.5%	88.1%	87.7%

* This is based on patients treated on this contract for their most recent course of treatment. Figures in italics indicate the base number of FP17s or Patient Questionnaire responses are less than 100. N/A is shown where the base number of responses is less than 10 during the period. % is calculated as Quantity/Base number*100

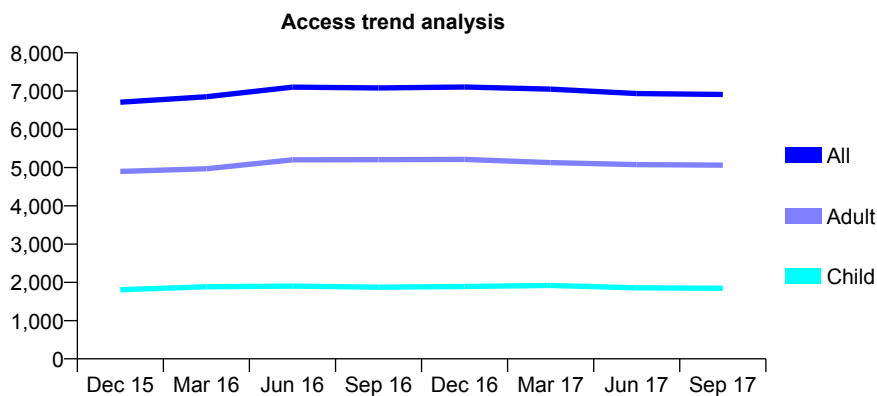
Q52 - Vital Signs At a Glance Contract Report for 131105/0001 - September 2017

Name or company name	Stable Court Dental Surgery Limited
Contract type name	GDS Contract
Purpose of contract	General
Contract start date	12/11/2012
Contract end date	

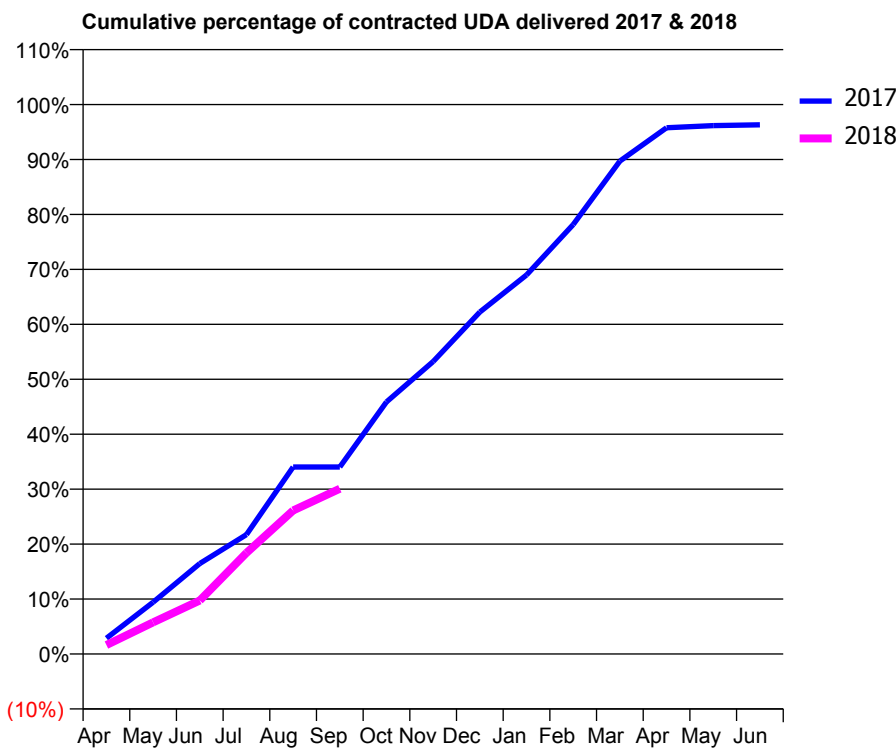
17/18 Contracted general activity (UDA)	18,488
Carry forward general activity (UDA)	0
17/18 Contracted orthodontic activity (UOA)	0
Carry forward orthodontic activity (UOA)	0
Baseline contract value	£645,624.79

ACCESS*

Patients seen in 24 months	Total	Change since previous quarter
Quarter ending September 2016	7,080	
Quarter ending December 2016	7,105	→
Quarter ending March 2017	7,049	→
Quarter ending June 2017	6,935	↓
Quarter ending September 2017	6,910	→
Variance since September 2016	(2.4%)	↓



ACTIVITY



Month	Adjusted Scheduled Activity (UDA)	
	2017	2018
April	533	304
May	1,743	1,066
June	3,043	1,803
July	4,015	3,402
August	6,294	4,829
September	6,294	5,560
October	8,481	
November	9,843	
December	11,505	
January	12,755	
February	14,447	
March	16,582	
April	17,707	
May	17,776	
June	17,803	

QUALITY

	Quantity	Base Number	Contract	AT	Region	England
% of FP17s for the same patient ID Re-attending within 3 months - Children	110	1,345	8.2%	10.9%	12.8%	11.9%
% of FP17s for the same patient ID Re-attending within 3 months - Adults	576	3,340	17.2%	14.9%	16.5%	15.9%
% of FP17s for the same patient ID Re-attending between 3 & 9 months - Children	934	1,345	69.4%	61.0%	59.7%	58.1%
% of FP17s for the same patient ID Re-attending between 3 & 9 months - Adults	1,958	3,340	58.6%	54.9%	53.0%	50.6%
% of FP17s for Band 1 Urgent Courses	329	3,718	8.8%	8.6%	9.2%	9.1%
% of FP17s Relating to Free Repair or Replacements	20	3,718	0.5%	0.9%	1.0%	0.8%
% of FP17s Relating to Continuations	98	3,718	2.6%	1.2%	1.2%	1.1%
% of Patients satisfied with the dentistry they have received	5	6	N/A	91.4%	91.6%	91.4%
% of Patients satisfied with the time they had to wait for an appointment	4	6	N/A	87.5%	88.1%	87.7%

* This is based on patients treated on this contract for their most recent course of treatment. Figures in italics indicate the base number of FP17s or Patient Questionnaire responses are less than 100. N/A is shown where the base number of responses is less than 10 during the period. % is calculated as Quantity/Base number*100

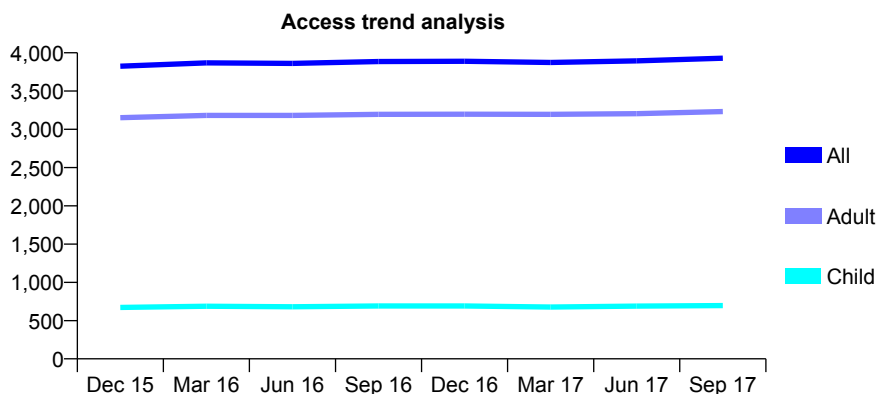
Q52 - Vital Signs At a Glance Contract Report for 131687/0001 - September 2017

Name or company name	Ellis Dental Practice Limited
Contract type name	GDS Contract
Purpose of contract	General
Contract start date	07/04/2010
Contract end date	

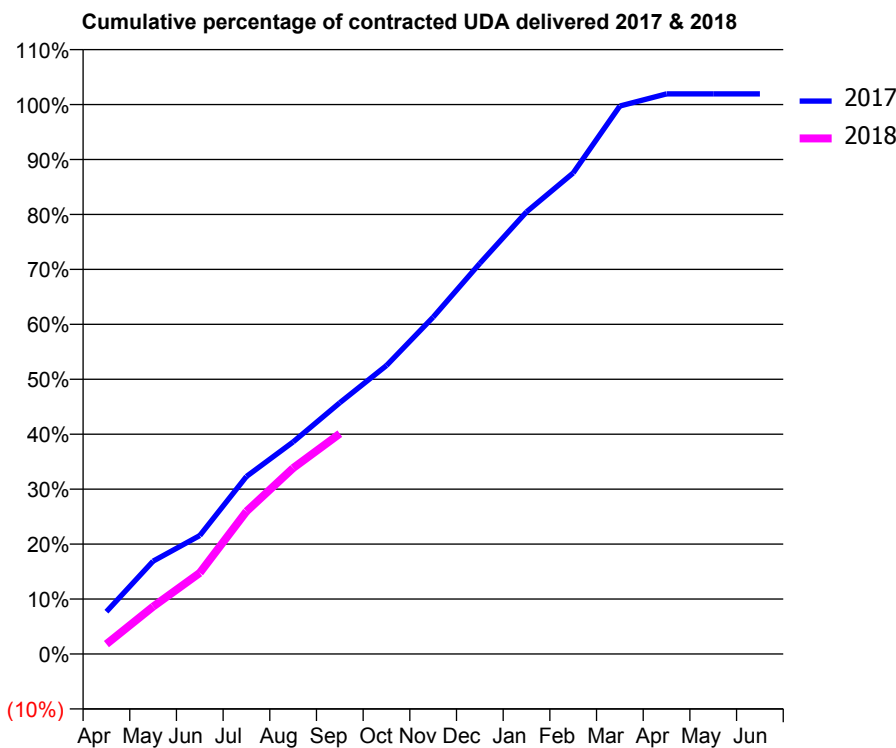
17/18 Contracted general activity (UDA)	12,327
Carry forward general activity (UDA)	0
17/18 Contracted orthodontic activity (UOA)	0
Carry forward orthodontic activity (UOA)	0
Baseline contract value	£347,579.53

ACCESS*

Patients seen in 24 months	Total	Change since previous quarter
Quarter ending September 2016	3,886	
Quarter ending December 2016	3,889	→
Quarter ending March 2017	3,873	→
Quarter ending June 2017	3,894	→
Quarter ending September 2017	3,930	→
Variance since September 2016	1.1%	→



ACTIVITY



Month	Adjusted Scheduled Activity (UDA)	
	2017	2018
April	950	224
May	2,084	1,062
June	2,657	1,819
July	3,982	3,198
August	4,757	4,171
September	5,639	4,943
October	6,472	
November	7,556	
December	8,762	
January	9,919	
February	10,792	
March	12,293	
April	12,566	
May	12,566	
June	12,566	

QUALITY

	Quantity	Base Number	Contract	AT	Region	England
% of FP17s for the same patient ID Re-attending within 3 months - Children	21	519	4.0%	10.9%	12.8%	11.9%
% of FP17s for the same patient ID Re-attending within 3 months - Adults	336	2,390	14.1%	14.9%	16.5%	15.9%
% of FP17s for the same patient ID Re-attending between 3 & 9 months - Children	377	519	72.6%	61.0%	59.7%	58.1%
% of FP17s for the same patient ID Re-attending between 3 & 9 months - Adults	1,363	2,390	57.0%	54.9%	53.0%	50.6%
% of FP17s for Band 1 Urgent Courses	242	2,807	8.6%	8.6%	9.2%	9.1%
% of FP17s Relating to Free Repair or Replacements	14	2,807	0.5%	0.9%	1.0%	0.8%
% of FP17s Relating to Continuations	37	2,807	1.3%	1.2%	1.2%	1.1%
% of Patients satisfied with the dentistry they have received	5	6	N/A	91.4%	91.6%	91.4%
% of Patients satisfied with the time they had to wait for an appointment	4	6	N/A	87.5%	88.1%	87.7%

* This is based on patients treated on this contract for their most recent course of treatment. Figures in italics indicate the base number of FP17s or Patient Questionnaire responses are less than 100. N/A is shown where the base number of responses is less than 10 during the period. % is calculated as Quantity/Base number*100

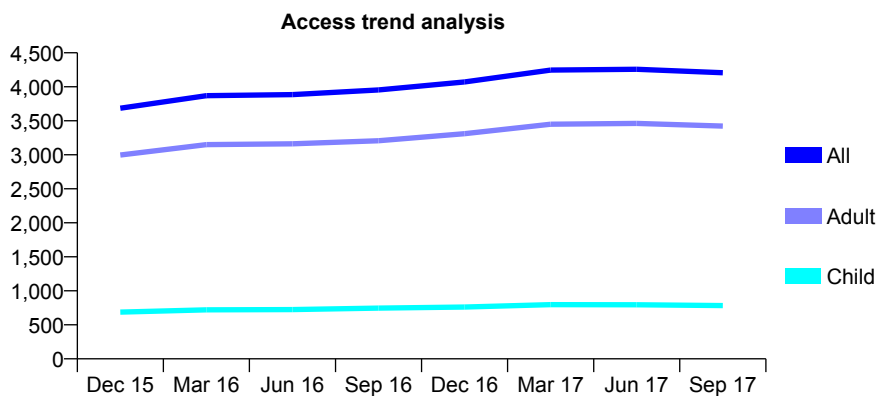
Q52 - Vital Signs At a Glance Contract Report for 132926/0001 - September 2017

Name or company name	The Leeds Dental Team Limited
Contract type name	GDS Contract
Purpose of contract	General
Contract start date	01/12/2007
Contract end date	

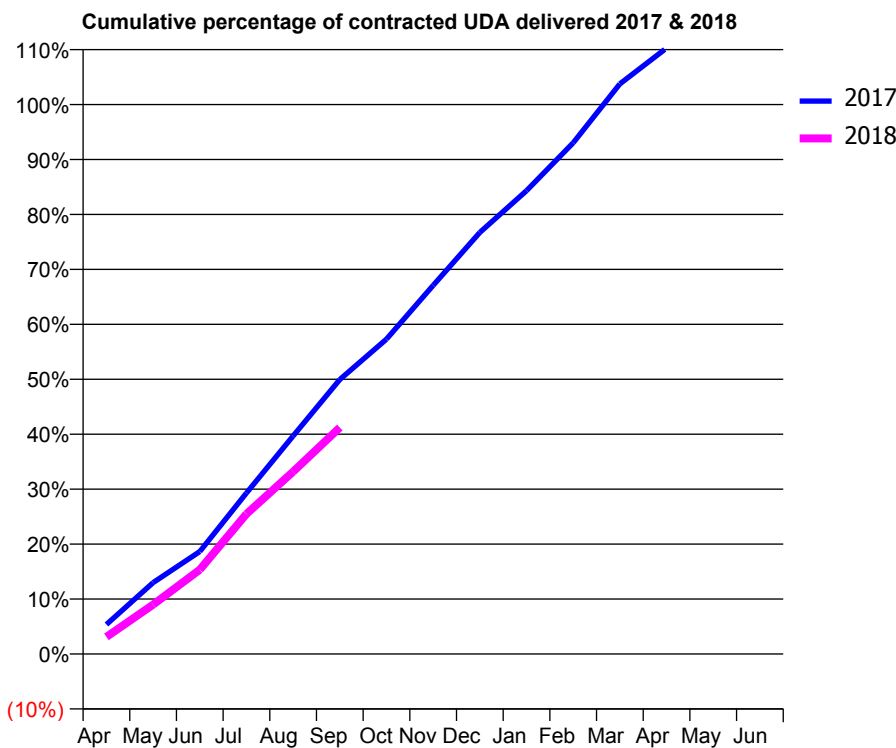
17/18 Contracted general activity (UDA)	11,617
Carry forward general activity (UDA)	0
17/18 Contracted orthodontic activity (UOA)	0
Carry forward orthodontic activity (UOA)	0
Baseline contract value	£394,511.23

ACCESS*

Patients seen in 24 months	Total	Change since previous quarter
Quarter ending September 2016	3,953	
Quarter ending December 2016	4,072	↑
Quarter ending March 2017	4,247	↑
Quarter ending June 2017	4,258	→
Quarter ending September 2017	4,207	↓
Variance since September 2016	6.4%	↑



ACTIVITY



Month	Adjusted Scheduled Activity (UDA)	
	2017	2018
April	624	364
May	1,509	1,044
June	2,165	1,784
July	3,405	2,962
August	4,610	3,854
September	5,804	4,788
October	6,658	
November	7,792	
December	8,913	
January	9,796	
February	10,807	
March	12,054	
April	12,810	
May	12,849	
June	12,849	

QUALITY

	Quantity	Base Number	Contract	AT	Region	England
% of FP17s for the same patient ID Re-attending within 3 months - Children	60	643	9.3%	10.9%	12.8%	11.9%
% of FP17s for the same patient ID Re-attending within 3 months - Adults	512	2,338	21.9%	14.9%	16.5%	15.9%
% of FP17s for the same patient ID Re-attending between 3 & 9 months - Children	433	643	67.3%	61.0%	59.7%	58.1%
% of FP17s for the same patient ID Re-attending between 3 & 9 months - Adults	1,230	2,338	52.6%	54.9%	53.0%	50.6%
% of FP17s for Band 1 Urgent Courses	327	2,728	12.0%	8.6%	9.2%	9.1%
% of FP17s Relating to Free Repair or Replacements	35	2,728	1.3%	0.9%	1.0%	0.8%
% of FP17s Relating to Continuations	38	2,728	1.4%	1.2%	1.2%	1.1%
% of Patients satisfied with the dentistry they have received	5	5	N/A	91.4%	91.6%	91.4%
% of Patients satisfied with the time they had to wait for an appointment	5	5	N/A	87.5%	88.1%	87.7%

* This is based on patients treated on this contract for their most recent course of treatment. Figures in italics indicate the base number of FP17s or Patient Questionnaire responses are less than 100. N/A is shown where the base number of responses is less than 10 during the period. % is calculated as Quantity/Base number*100

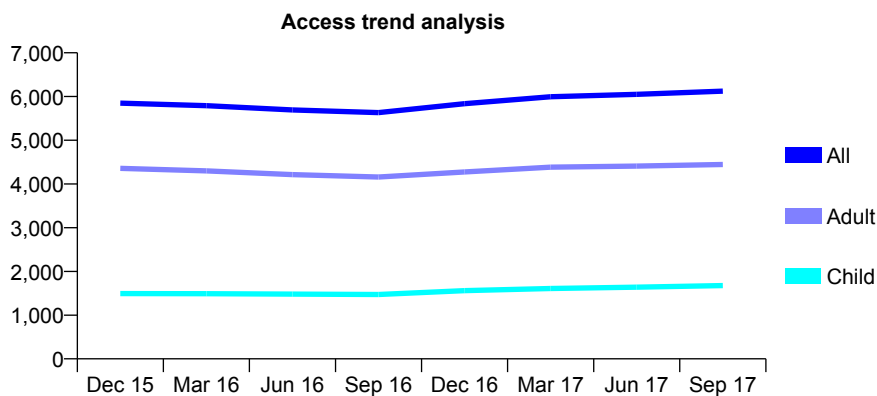
Q52 - Vital Signs At a Glance Contract Report for 133981/0001 - September 2017

Name or company name	Farsley Dental Practice Limited
Contract type name	GDS Contract
Purpose of contract	General
Contract start date	01/04/2008
Contract end date	

17/18 Contracted general activity (UDA)	17,651
Carry forward general activity (UDA)	0
17/18 Contracted orthodontic activity (UOA)	0
Carry forward orthodontic activity (UOA)	0
Baseline contract value	£538,236.28

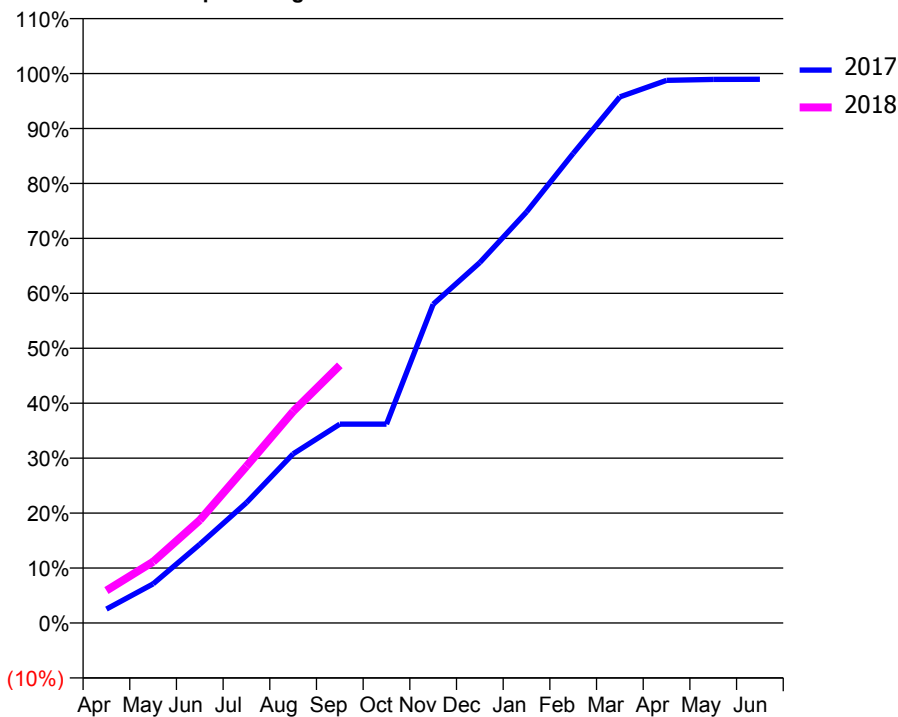
ACCESS*

Patients seen in 24 months	Total	Change since previous quarter
Quarter ending September 2016	5,632	
Quarter ending December 2016	5,835	↑
Quarter ending March 2017	5,994	↑
Quarter ending June 2017	6,050	→
Quarter ending September 2017	6,122	→
Variance since September 2016	8.7%	↑



ACTIVITY

Cumulative percentage of contracted UDA delivered 2017 & 2018



Month	Adjusted Scheduled Activity (UDA)	
	2017	2018
April	448	1,041
May	1,259	1,967
June	2,527	3,306
July	3,866	5,035
August	5,434	6,797
September	6,387	8,280
October	6,387	
November	10,238	
December	11,579	
January	13,202	
February	15,084	
March	16,899	
April	17,433	
May	17,459	
June	17,463	

QUALITY

	Quantity	Base Number	Contract	AT	Region	England
% of FP17s for the same patient ID Re-attending within 3 months - Children	87	1,385	6.3%	10.9%	12.8%	11.9%
% of FP17s for the same patient ID Re-attending within 3 months - Adults	418	3,452	12.1%	14.9%	16.5%	15.9%
% of FP17s for the same patient ID Re-attending between 3 & 9 months - Children	922	1,385	66.6%	61.0%	59.7%	58.1%
% of FP17s for the same patient ID Re-attending between 3 & 9 months - Adults	2,236	3,452	64.8%	54.9%	53.0%	50.6%
% of FP17s for Band 1 Urgent Courses	223	4,396	5.1%	8.6%	9.2%	9.1%
% of FP17s Relating to Free Repair or Replacements	13	4,396	0.3%	0.9%	1.0%	0.8%
% of FP17s Relating to Continuations	23	4,396	0.5%	1.2%	1.2%	1.1%
% of Patients satisfied with the dentistry they have received	11	11	100.0%	91.4%	91.6%	91.4%
% of Patients satisfied with the time they had to wait for an appointment	10	11	90.9%	87.5%	88.1%	87.7%

* This is based on patients treated on this contract for their most recent course of treatment. Figures in italics indicate the base number of FP17s or Patient Questionnaire responses are less than 100. N/A is shown where the base number of responses is less than 10 during the period. % is calculated as Quantity/Base number*100

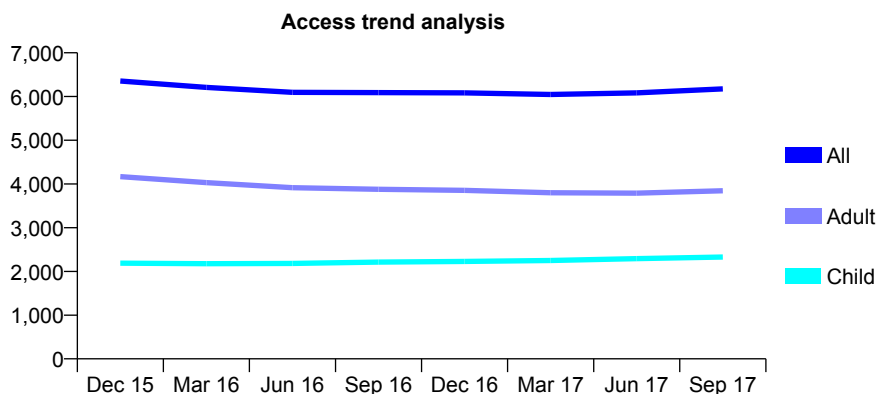
Q52 - Vital Signs At a Glance Contract Report for 135658/0001 - September 2017

Name or company name	Fartown Limited
Contract type name	GDS Contract
Purpose of contract	General
Contract start date	01/05/2013
Contract end date	

17/18 Contracted general activity (UDA)	21,000
Carry forward general activity (UDA)	0
17/18 Contracted orthodontic activity (UOA)	0
Carry forward orthodontic activity (UOA)	0
Baseline contract value	£588,300.48

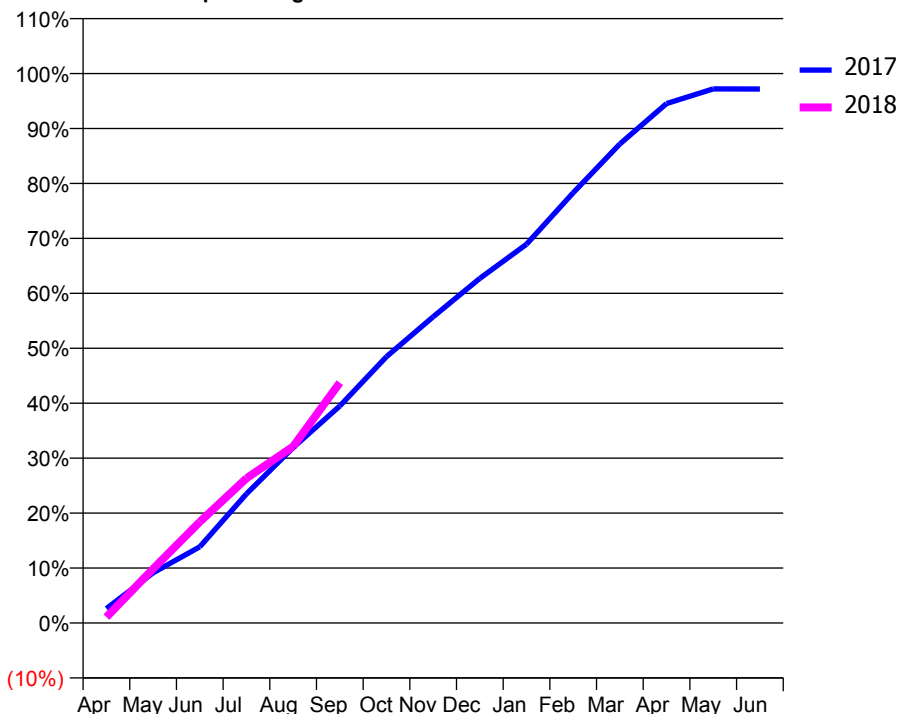
ACCESS*

Patients seen in 24 months	Total	Change since previous quarter
Quarter ending September 2016	6,091	
Quarter ending December 2016	6,082	→
Quarter ending March 2017	6,048	→
Quarter ending June 2017	6,082	→
Quarter ending September 2017	6,174	→
Variance since September 2016	1.4%	→



ACTIVITY

Cumulative percentage of contracted UDA delivered 2017 & 2018



Month	Adjusted Scheduled Activity (UDA)	
	2017	2018
April	551	226
May	1,917	2,070
June	2,915	3,868
July	4,937	5,531
August	6,704	6,743
September	8,291	9,185
October	10,181	
November	11,703	
December	13,170	
January	14,477	
February	16,443	
March	18,307	
April	19,852	
May	20,415	
June	20,407	

QUALITY

	Quantity	Base Number	Contract	AT	Region	England
% of FP17s for the same patient ID Re-attending within 3 months - Children	188	2,030	9.3%	10.9%	12.8%	11.9%
% of FP17s for the same patient ID Re-attending within 3 months - Adults	680	3,154	21.6%	14.9%	16.5%	15.9%
% of FP17s for the same patient ID Re-attending between 3 & 9 months - Children	1,055	2,030	52.0%	61.0%	59.7%	58.1%
% of FP17s for the same patient ID Re-attending between 3 & 9 months - Adults	1,470	3,154	46.6%	54.9%	53.0%	50.6%
% of FP17s for Band 1 Urgent Courses	610	4,219	14.5%	8.6%	9.2%	9.1%
% of FP17s Relating to Free Repair or Replacements	8	4,219	0.2%	0.9%	1.0%	0.8%
% of FP17s Relating to Continuations	6	4,219	0.1%	1.2%	1.2%	1.1%
% of Patients satisfied with the dentistry they have received	6	6	N/A	91.4%	91.6%	91.4%
% of Patients satisfied with the time they had to wait for an appointment	5	6	N/A	87.5%	88.1%	87.7%

* This is based on patients treated on this contract for their most recent course of treatment. Figures in italics indicate the base number of FP17s or Patient Questionnaire responses are less than 100. N/A is shown where the base number of responses is less than 10 during the period. % is calculated as Quantity/Base number*100

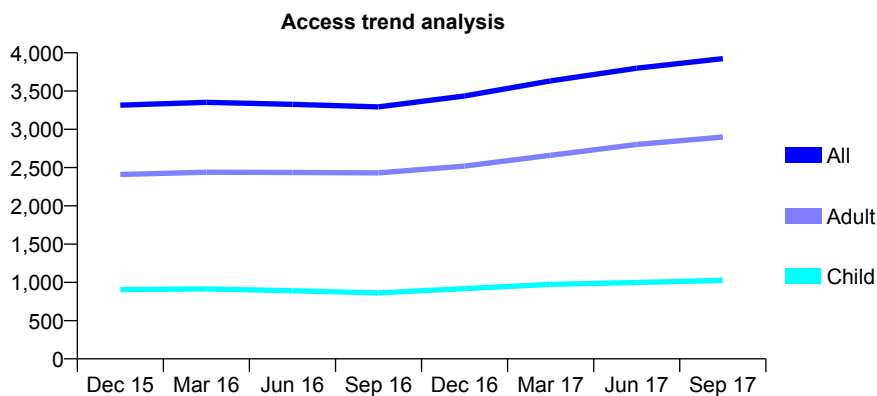
Q52 - Vital Signs At a Glance Contract Report for 138401/0001 - September 2017

Name or company name	Beechwood Dental Practice Ltd
Contract type name	GDS Contract
Purpose of contract	General
Contract start date	01/01/2011
Contract end date	

17/18 Contracted general activity (UDA)	12,770
Carry forward general activity (UDA)	0
17/18 Contracted orthodontic activity (UOA)	0
Carry forward orthodontic activity (UOA)	0
Baseline contract value	£379,252.38

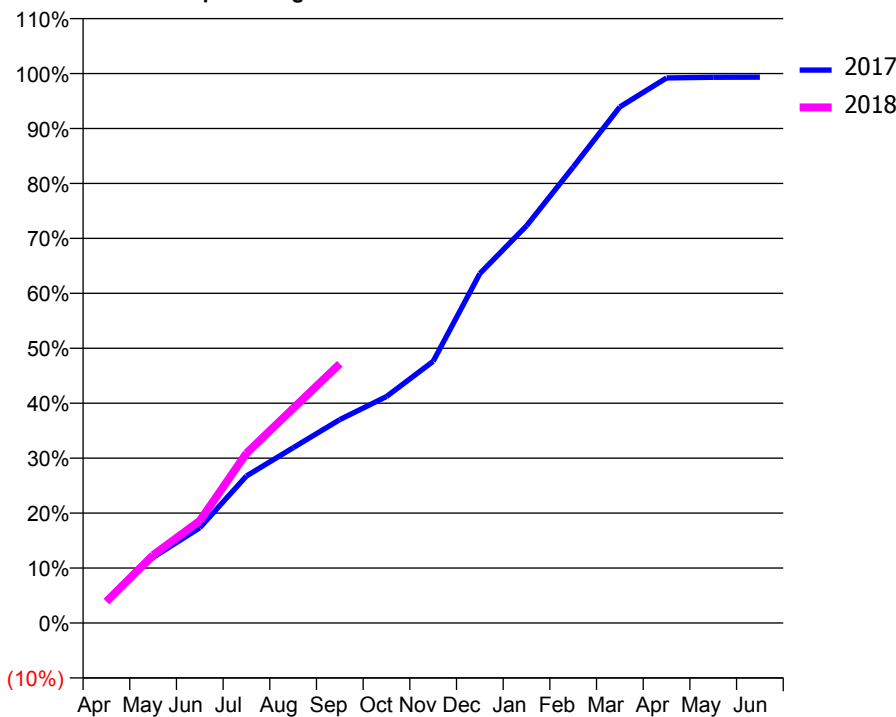
ACCESS*

Patients seen in 24 months	Total	Change since previous quarter
Quarter ending September 2016	3,293	
Quarter ending December 2016	3,437	↑
Quarter ending March 2017	3,633	↑
Quarter ending June 2017	3,798	↑
Quarter ending September 2017	3,925	↑
Variance since September 2016	19.2%	↑



ACTIVITY

Cumulative percentage of contracted UDA delivered 2017 & 2018



Month	Adjusted Scheduled Activity (UDA)	
	2017	2018
April	512	502
May	1,526	1,579
June	2,214	2,374
July	3,417	3,946
August	4,073	4,989
September	4,728	6,024
October	5,263	
November	6,082	
December	8,121	
January	9,230	
February	10,597	
March	11,993	
April	12,666	
May	12,682	
June	12,685	

QUALITY

	Quantity	Base Number	Contract	AT	Region	England
% of FP17s for the same patient ID Re-attending within 3 months - Children	89	705	12.6%	10.9%	12.8%	11.9%
% of FP17s for the same patient ID Re-attending within 3 months - Adults	478	1,983	24.1%	14.9%	16.5%	15.9%
% of FP17s for the same patient ID Re-attending between 3 & 9 months - Children	291	705	41.3%	61.0%	59.7%	58.1%
% of FP17s for the same patient ID Re-attending between 3 & 9 months - Adults	668	1,983	33.7%	54.9%	53.0%	50.6%
% of FP17s for Band 1 Urgent Courses	370	2,454	15.1%	8.6%	9.2%	9.1%
% of FP17s Relating to Free Repair or Replacements	98	2,454	4.0%	0.9%	1.0%	0.8%
% of FP17s Relating to Continuations	61	2,454	2.5%	1.2%	1.2%	1.1%
% of Patients satisfied with the dentistry they have received	5	6	N/A	91.4%	91.6%	91.4%
% of Patients satisfied with the time they had to wait for an appointment	5	6	N/A	87.5%	88.1%	87.7%

* This is based on patients treated on this contract for their most recent course of treatment. Figures in italics indicate the base number of FP17s or Patient Questionnaire responses are less than 100. N/A is shown where the base number of responses is less than 10 during the period. % is calculated as Quantity/Base number*100

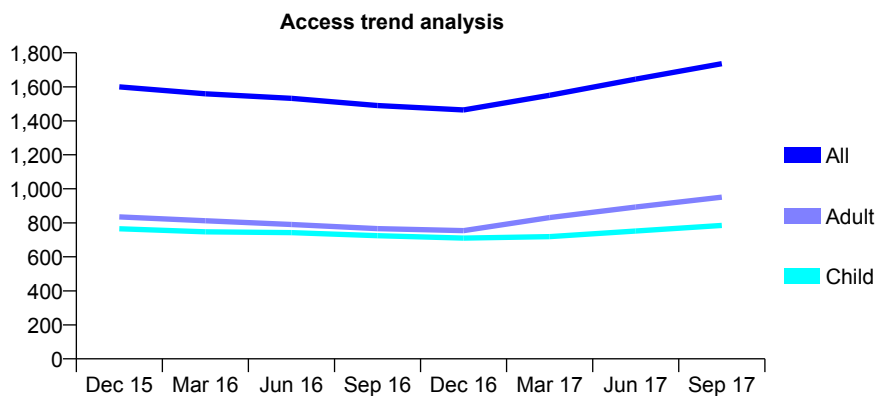
Q52 - Vital Signs At a Glance Contract Report for 138509/0002 - September 2017

Name or company name	Marlborough Road Dental Practice
Contract type name	GDS Contract
Purpose of contract	General
Contract start date	07/09/2010
Contract end date	

17/18 Contracted general activity (UDA)	6,781
Carry forward general activity (UDA)	0
17/18 Contracted orthodontic activity (UOA)	0
Carry forward orthodontic activity (UOA)	0
Baseline contract value	£201,181.87

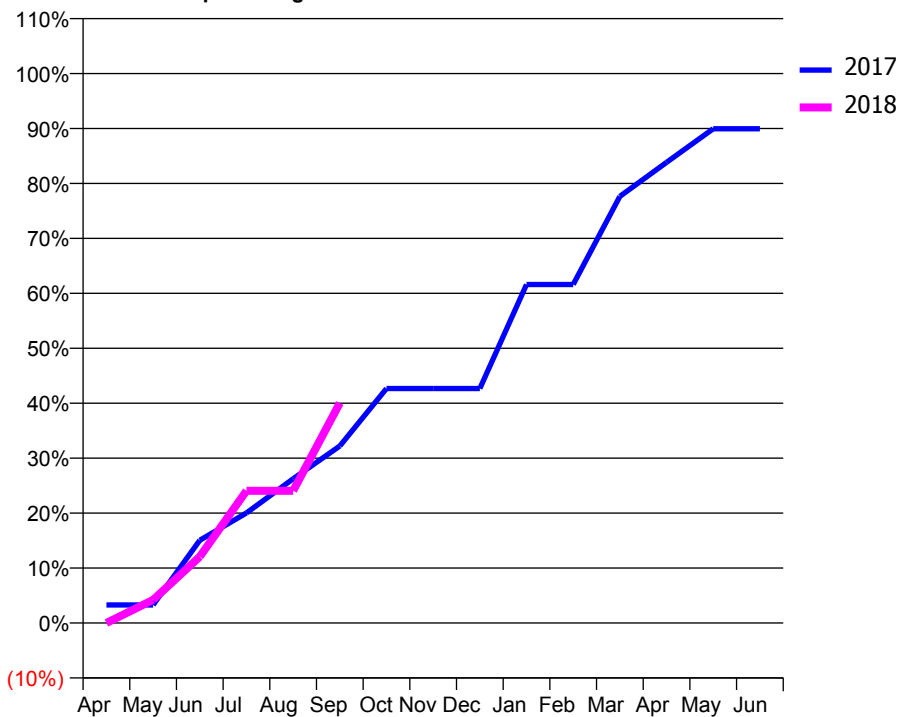
ACCESS*

Patients seen in 24 months	Total	Change since previous quarter
Quarter ending September 2016	1,490	
Quarter ending December 2016	1,464	↓
Quarter ending March 2017	1,550	↑
Quarter ending June 2017	1,645	↑
Quarter ending September 2017	1,736	↑
Variance since September 2016	16.5%	↑



ACTIVITY

Cumulative percentage of contracted UDA delivered 2017 & 2018



Month	Adjusted Scheduled Activity (UDA)	
	2017	2018
April	216	0
May	216	285
June	993	818
July	1,319	1,631
August	1,729	1,631
September	2,123	2,714
October	2,811	
November	2,811	
December	2,811	
January	4,059	
February	4,059	
March	5,116	
April	5,523	
May	5,926	
June	5,926	

QUALITY

	Quantity	Base Number	Contract	AT	Region	England
% of FP17s for the same patient ID Re-attending within 3 months - Children	84	914	9.2%	10.9%	12.8%	11.9%
% of FP17s for the same patient ID Re-attending within 3 months - Adults	71	832	8.5%	14.9%	16.5%	15.9%
% of FP17s for the same patient ID Re-attending between 3 & 9 months - Children	561	914	61.4%	61.0%	59.7%	58.1%
% of FP17s for the same patient ID Re-attending between 3 & 9 months - Adults	467	832	56.1%	54.9%	53.0%	50.6%
% of FP17s for Band 1 Urgent Courses	73	1,390	5.3%	8.6%	9.2%	9.1%
% of FP17s Relating to Free Repair or Replacements	0	1,390	0.0%	0.9%	1.0%	0.8%
% of FP17s Relating to Continuations	10	1,390	0.7%	1.2%	1.2%	1.1%
% of Patients satisfied with the dentistry they have received	2	2	N/A	91.4%	91.6%	91.4%
% of Patients satisfied with the time they had to wait for an appointment	1	2	N/A	87.5%	88.1%	87.7%

* This is based on patients treated on this contract for their most recent course of treatment. Figures in italics indicate the base number of FP17s or Patient Questionnaire responses are less than 100. N/A is shown where the base number of responses is less than 10 during the period. % is calculated as Quantity/Base number*100

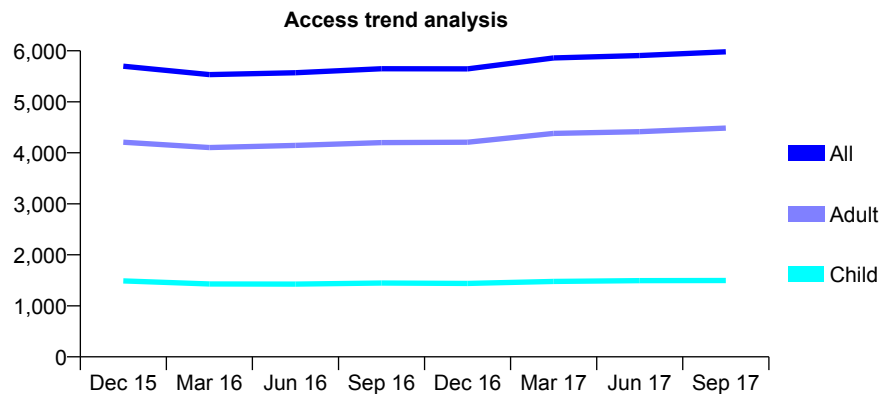
Q52 - Vital Signs At a Glance Contract Report for 138924/0001 - September 2017

Name or company name	Clayton Dental Practice Ltd
Contract type name	PDS Contract
Purpose of contract	General
Contract start date	01/01/2012
Contract end date	31/12/2021

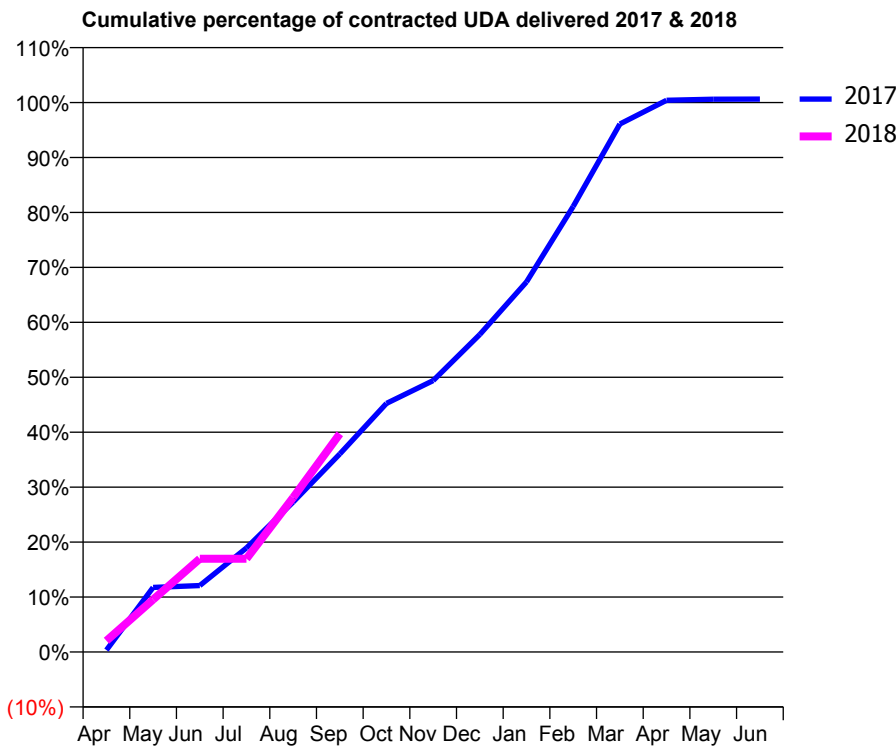
17/18 Contracted general activity (UDA)	15,103
Carry forward general activity (UDA)	0
17/18 Contracted orthodontic activity (UOA)	0
Carry forward orthodontic activity (UOA)	0
Baseline contract value	£476,604.23

ACCESS*

Patients seen in 24 months	Total	Change since previous quarter
Quarter ending September 2016	5,649	
Quarter ending December 2016	5,646	→
Quarter ending March 2017	5,859	↑
Quarter ending June 2017	5,908	→
Quarter ending September 2017	5,981	→
Variance since September 2016	5.9%	↑



ACTIVITY



Month	Adjusted Scheduled Activity (UDA)	
	2017	2018
April	54	309
May	1,777	1,441
June	1,827	2,563
July	2,861	2,563
August	4,120	4,245
September	5,446	5,999
October	6,833	
November	7,462	
December	8,727	
January	10,174	
February	12,248	
March	14,513	
April	15,164	
May	15,192	
June	15,196	

QUALITY

	Quantity	Base Number	Contract	AT	Region	England
% of FP17s for the same patient ID Re-attending within 3 months - Children	93	1,028	9.0%	10.9%	12.8%	11.9%
% of FP17s for the same patient ID Re-attending within 3 months - Adults	332	2,578	12.9%	14.9%	16.5%	15.9%
% of FP17s for the same patient ID Re-attending between 3 & 9 months - Children	509	1,028	49.5%	61.0%	59.7%	58.1%
% of FP17s for the same patient ID Re-attending between 3 & 9 months - Adults	1,160	2,578	45.0%	54.9%	53.0%	50.6%
% of FP17s for Band 1 Urgent Courses	239	3,326	7.2%	8.6%	9.2%	9.1%
% of FP17s Relating to Free Repair or Replacements	58	3,326	1.7%	0.9%	1.0%	0.8%
% of FP17s Relating to Continuations	14	3,326	0.4%	1.2%	1.2%	1.1%
% of Patients satisfied with the dentistry they have received	9	10	90.0%	91.4%	91.6%	91.4%
% of Patients satisfied with the time they had to wait for an appointment	9	10	90.0%	87.5%	88.1%	87.7%

* This is based on patients treated on this contract for their most recent course of treatment. Figures in italics indicate the base number of FP17s or Patient Questionnaire responses are less than 100. N/A is shown where the base number of responses is less than 10 during the period. % is calculated as Quantity/Base number*100

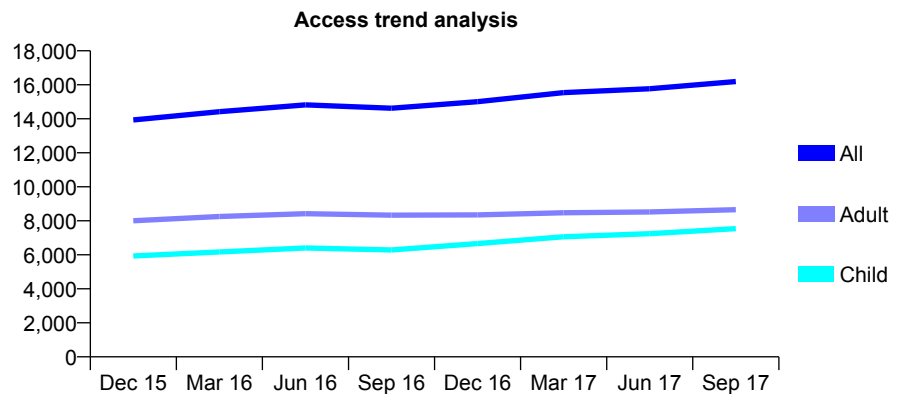
Q52 - Vital Signs At a Glance Contract Report for 139599/0001 - September 2017

Name or company name	Allerton Dental Limited
Contract type name	GDS Contract
Purpose of contract	General
Contract start date	01/08/2014
Contract end date	

17/18 Contracted general activity (UDA)	44,531
Carry forward general activity (UDA)	0
17/18 Contracted orthodontic activity (UOA)	0
Carry forward orthodontic activity (UOA)	0
Baseline contract value	£1,194,625.85

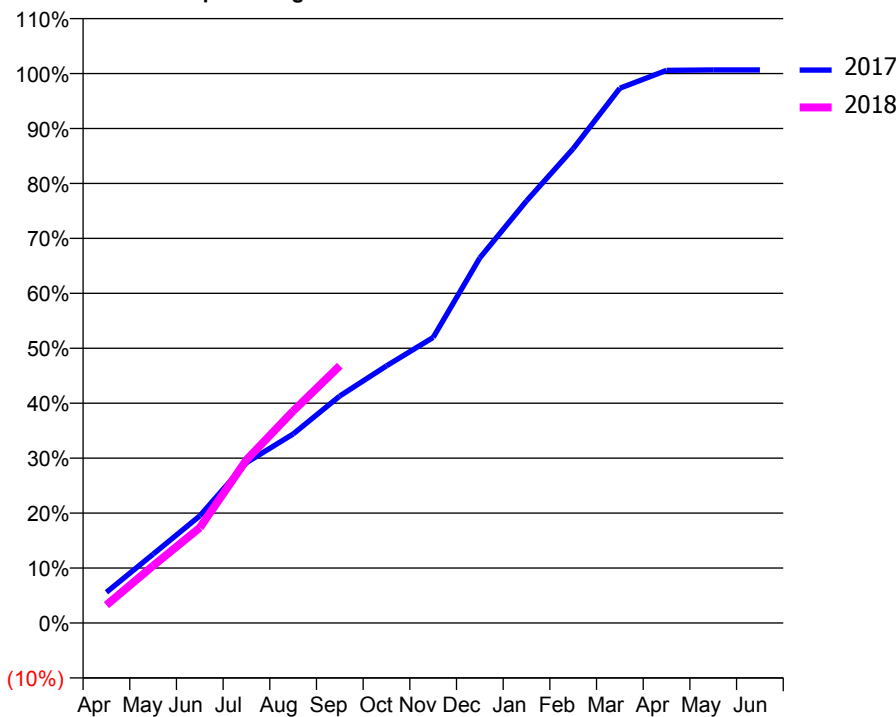
ACCESS*

Patients seen in 24 months	Total	Change since previous quarter
Quarter ending September 2016	14,626	
Quarter ending December 2016	15,006	↑
Quarter ending March 2017	15,540	↑
Quarter ending June 2017	15,766	→
Quarter ending September 2017	16,192	↑
Variance since September 2016	10.7%	↑



ACTIVITY

Cumulative percentage of contracted UDA delivered 2017 & 2018



Month	Adjusted Scheduled Activity (UDA)	
	2017	2018
April	2,488	1,449
May	5,573	4,637
June	8,663	7,718
July	12,965	13,221
August	15,285	17,172
September	18,355	20,847
October	20,791	
November	23,085	
December	29,523	
January	34,126	
February	38,356	
March	43,235	
April	44,680	
May	44,721	
June	44,713	

QUALITY

	Quantity	Base Number	Contract	AT	Region	England
% of FP17s for the same patient ID Re-attending within 3 months - Children	615	6,345	9.7%	10.9%	12.8%	11.9%
% of FP17s for the same patient ID Re-attending within 3 months - Adults	647	6,115	10.6%	14.9%	16.5%	15.9%
% of FP17s for the same patient ID Re-attending between 3 & 9 months - Children	3,857	6,345	60.8%	61.0%	59.7%	58.1%
% of FP17s for the same patient ID Re-attending between 3 & 9 months - Adults	3,798	6,115	62.1%	54.9%	53.0%	50.6%
% of FP17s for Band 1 Urgent Courses	619	11,663	5.3%	8.6%	9.2%	9.1%
% of FP17s Relating to Free Repair or Replacements	63	11,663	0.5%	0.9%	1.0%	0.8%
% of FP17s Relating to Continuations	47	11,663	0.4%	1.2%	1.2%	1.1%
% of Patients satisfied with the dentistry they have received	30	35	85.7%	91.4%	91.6%	91.4%
% of Patients satisfied with the time they had to wait for an appointment	30	35	85.7%	87.5%	88.1%	87.7%

* This is based on patients treated on this contract for their most recent course of treatment. Figures in italics indicate the base number of FP17s or Patient Questionnaire responses are less than 100. N/A is shown where the base number of responses is less than 10 during the period. % is calculated as Quantity/Base number*100

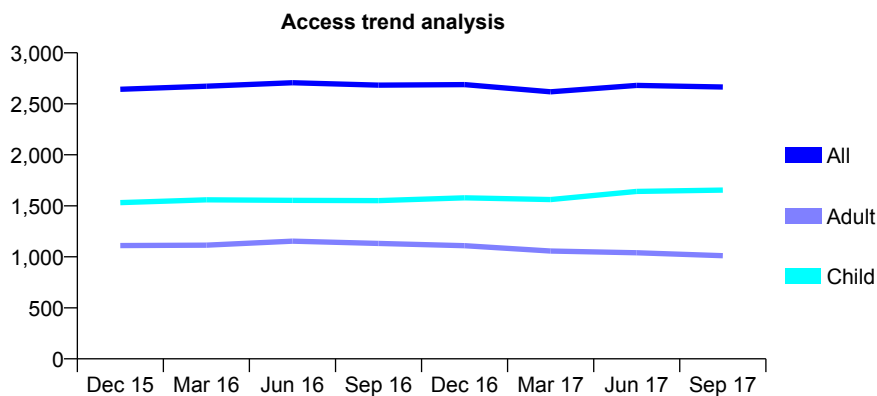
Q52 - Vital Signs At a Glance Contract Report for 140155/0001 - September 2017

Name or company name	S & S Care Limited
Contract type name	GDS Contract
Purpose of contract	General
Contract start date	01/11/2009
Contract end date	

17/18 Contracted general activity (UDA)	6,546
Carry forward general activity (UDA)	0
17/18 Contracted orthodontic activity (UOA)	0
Carry forward orthodontic activity (UOA)	0
Baseline contract value	£247,803.82

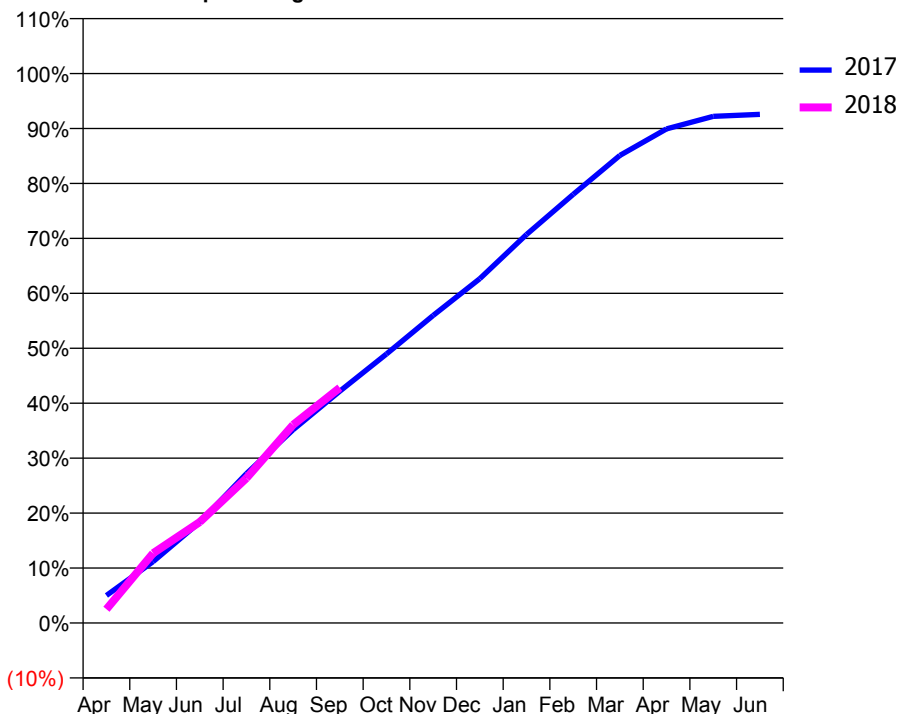
ACCESS*

Patients seen in 24 months	Total	Change since previous quarter
Quarter ending September 2016	2,683	
Quarter ending December 2016	2,688	→
Quarter ending March 2017	2,618	↓
Quarter ending June 2017	2,681	↑
Quarter ending September 2017	2,665	→
Variance since September 2016	(0.7%)	→



ACTIVITY

Cumulative percentage of contracted UDA delivered 2017 & 2018



Adjusted Scheduled Activity (UDA)

Month	2017	2018
April	327	165
May	731	832
June	1,202	1,203
July	1,780	1,727
August	2,303	2,361
September	2,762	2,803
October	3,204	
November	3,664	
December	4,102	
January	4,628	
February	5,107	
March	5,570	
April	5,886	
May	6,035	
June	6,059	

QUALITY

	Quantity	Base Number	Contract	AT	Region	England
% of FP17s for the same patient ID Re-attending within 3 months - Children	152	1,493	10.2%	10.9%	12.8%	11.9%
% of FP17s for the same patient ID Re-attending within 3 months - Adults	57	597	9.5%	14.9%	16.5%	15.9%
% of FP17s for the same patient ID Re-attending between 3 & 9 months - Children	853	1,493	57.1%	61.0%	59.7%	58.1%
% of FP17s for the same patient ID Re-attending between 3 & 9 months - Adults	321	597	53.8%	54.9%	53.0%	50.6%
% of FP17s for Band 1 Urgent Courses	43	1,763	2.4%	8.6%	9.2%	9.1%
% of FP17s Relating to Free Repair or Replacements	1	1,763	0.1%	0.9%	1.0%	0.8%
% of FP17s Relating to Continuations	0	1,763	0.0%	1.2%	1.2%	1.1%
% of Patients satisfied with the dentistry they have received	0	0	N/A	91.4%	91.6%	91.4%
% of Patients satisfied with the time they had to wait for an appointment	0	0	N/A	87.5%	88.1%	87.7%

* This is based on patients treated on this contract for their most recent course of treatment. Figures in italics indicate the base number of FP17s or Patient Questionnaire responses are less than 100. N/A is shown where the base number of responses is less than 10 during the period. % is calculated as Quantity/Base number*100

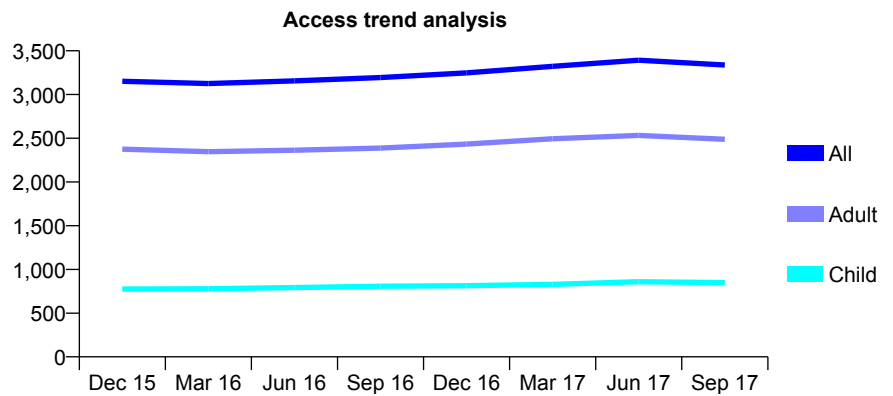
Q52 - Vital Signs At a Glance Contract Report for 140686/0001 - September 2017

Name or company name	C.J. Harker & Associates Ltd
Contract type name	PDS Contract
Purpose of contract	General
Contract start date	01/05/2008
Contract end date	30/04/2018

17/18 Contracted general activity (UDA)	7,582
Carry forward general activity (UDA)	0
17/18 Contracted orthodontic activity (UOA)	0
Carry forward orthodontic activity (UOA)	0
Baseline contract value	£190,274.52

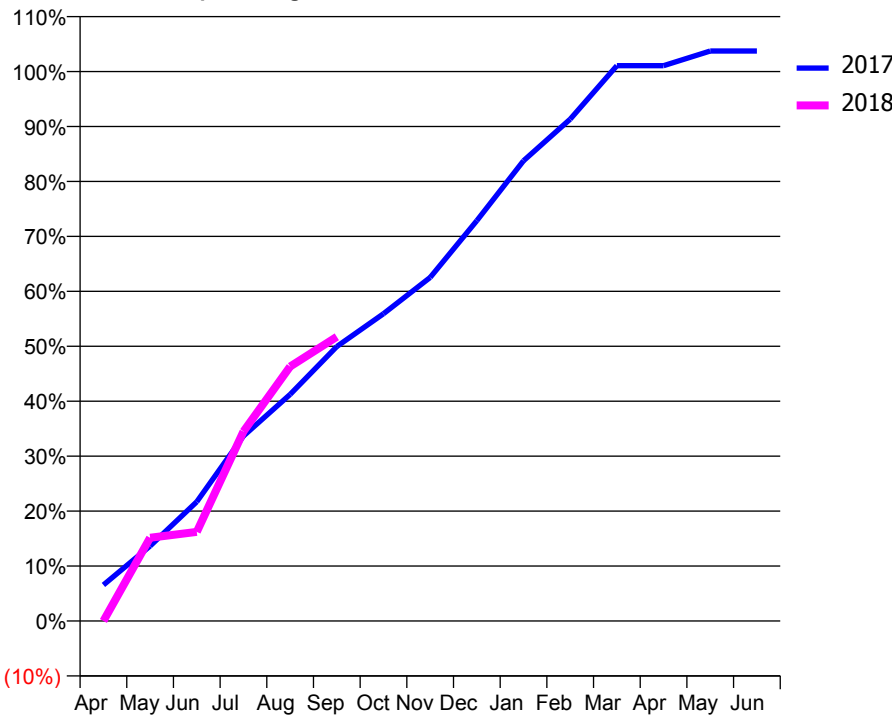
ACCESS*

Patients seen in 24 months	Total	Change since previous quarter
Quarter ending September 2016	3,194	
Quarter ending December 2016	3,247	→
Quarter ending March 2017	3,323	↑
Quarter ending June 2017	3,393	↑
Quarter ending September 2017	3,337	↓
Variance since September 2016	4.5%	↑



ACTIVITY

Cumulative percentage of contracted UDA delivered 2017 & 2018



Month	Adjusted Scheduled Activity (UDA)	
	2017	2018
April	497	0
May	1,035	1,148
June	1,645	1,230
July	2,553	2,615
August	3,126	3,511
September	3,787	3,923
October	4,240	
November	4,740	
December	5,525	
January	6,350	
February	6,925	
March	7,662	
April	7,662	
May	7,865	
June	7,865	

QUALITY

	Quantity	Base Number	Contract	AT	Region	England
% of FP17s for the same patient ID Re-attending within 3 months - Children	23	628	3.7%	10.9%	12.8%	11.9%
% of FP17s for the same patient ID Re-attending within 3 months - Adults	113	1,587	7.1%	14.9%	16.5%	15.9%
% of FP17s for the same patient ID Re-attending between 3 & 9 months - Children	409	628	65.1%	61.0%	59.7%	58.1%
% of FP17s for the same patient ID Re-attending between 3 & 9 months - Adults	678	1,587	42.7%	54.9%	53.0%	50.6%
% of FP17s for Band 1 Urgent Courses	88	2,120	4.2%	8.6%	9.2%	9.1%
% of FP17s Relating to Free Repair or Replacements	7	2,120	0.3%	0.9%	1.0%	0.8%
% of FP17s Relating to Continuations	21	2,120	1.0%	1.2%	1.2%	1.1%
% of Patients satisfied with the dentistry they have received	1	1	N/A	91.4%	91.6%	91.4%
% of Patients satisfied with the time they had to wait for an appointment	1	1	N/A	87.5%	88.1%	87.7%

* This is based on patients treated on this contract for their most recent course of treatment. Figures in italics indicate the base number of FP17s or Patient Questionnaire responses are less than 100. N/A is shown where the base number of responses is less than 10 during the period. % is calculated as Quantity/Base number*100

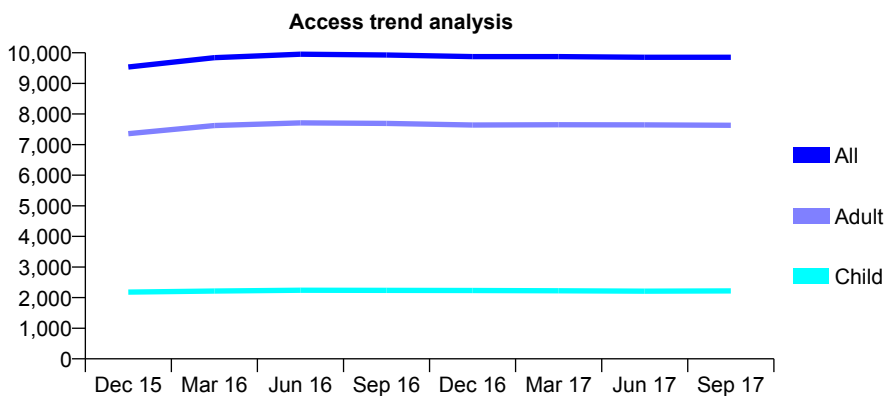
Q52 - Vital Signs At a Glance Contract Report for 140686/0002 - September 2017

Name or company name	C.J. Harker & Associates Ltd
Contract type name	PDS Contract
Purpose of contract	General
Contract start date	01/05/2008
Contract end date	30/04/2018

17/18 Contracted general activity (UDA)	24,843
Carry forward general activity (UDA)	0
17/18 Contracted orthodontic activity (UOA)	0
Carry forward orthodontic activity (UOA)	0
Baseline contract value	£695,554.18

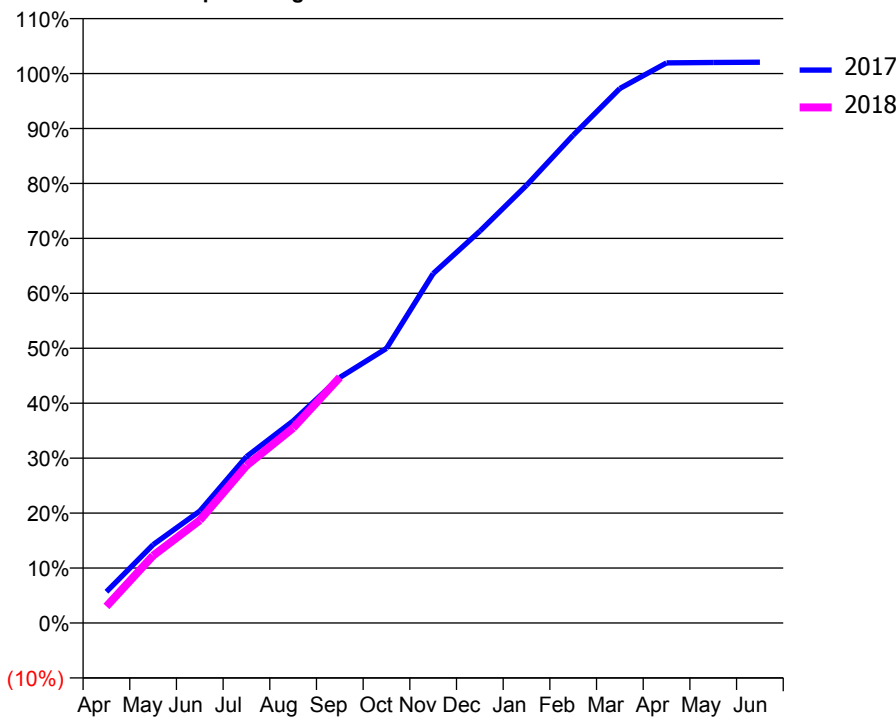
ACCESS*

Patients seen in 24 months	Total	Change since previous quarter
Quarter ending September 2016	9,930	
Quarter ending December 2016	9,876	→
Quarter ending March 2017	9,875	→
Quarter ending June 2017	9,855	→
Quarter ending September 2017	9,855	→
Variance since September 2016	(0.8%)	→



ACTIVITY

Cumulative percentage of contracted UDA delivered 2017 & 2018



Month	Adjusted Scheduled Activity (UDA)	
	2017	2018
April	1,414	750
May	3,541	3,050
June	5,062	4,645
July	7,522	7,116
August	9,135	8,817
September	11,099	11,110
October	12,415	
November	15,796	
December	17,713	
January	19,791	
February	22,057	
March	24,165	
April	25,322	
May	25,340	
June	25,351	

QUALITY

	Quantity	Base Number	Contract	AT	Region	England
% of FP17s for the same patient ID Re-attending within 3 months - Children	90	1,687	5.3%	10.9%	12.8%	11.9%
% of FP17s for the same patient ID Re-attending within 3 months - Adults	532	5,005	10.6%	14.9%	16.5%	15.9%
% of FP17s for the same patient ID Re-attending between 3 & 9 months - Children	1,178	1,687	69.8%	61.0%	59.7%	58.1%
% of FP17s for the same patient ID Re-attending between 3 & 9 months - Adults	2,353	5,005	47.0%	54.9%	53.0%	50.6%
% of FP17s for Band 1 Urgent Courses	433	6,177	7.0%	8.6%	9.2%	9.1%
% of FP17s Relating to Free Repair or Replacements	29	6,177	0.5%	0.9%	1.0%	0.8%
% of FP17s Relating to Continuations	86	6,177	1.4%	1.2%	1.2%	1.1%
% of Patients satisfied with the dentistry they have received	14	15	93.3%	91.4%	91.6%	91.4%
% of Patients satisfied with the time they had to wait for an appointment	15	15	100.0%	87.5%	88.1%	87.7%

* This is based on patients treated on this contract for their most recent course of treatment. Figures in italics indicate the base number of FP17s or Patient Questionnaire responses are less than 100. N/A is shown where the base number of responses is less than 10 during the period. % is calculated as Quantity/Base number*100

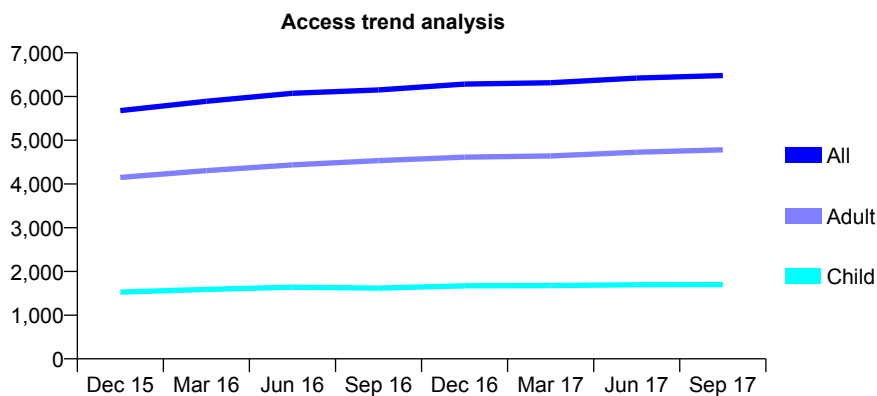
Q52 - Vital Signs At a Glance Contract Report for 141976/0001 - September 2017

Name or company name	Dalton Dental Care
Contract type name	GDS Contract
Purpose of contract	General
Contract start date	01/05/2008
Contract end date	

17/18 Contracted general activity (UDA)	18,170
Carry forward general activity (UDA)	0
17/18 Contracted orthodontic activity (UOA)	0
Carry forward orthodontic activity (UOA)	0
Baseline contract value	£558,959.99

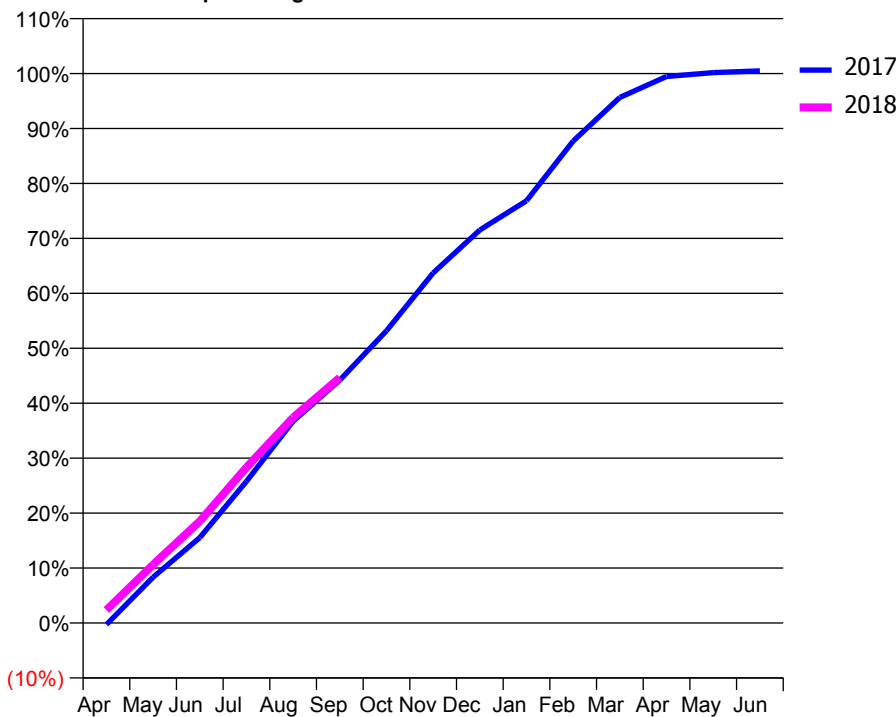
ACCESS*

Patients seen in 24 months	Total	Change since previous quarter
Quarter ending September 2016	6,151	
Quarter ending December 2016	6,284	↑
Quarter ending March 2017	6,316	→
Quarter ending June 2017	6,422	→
Quarter ending September 2017	6,479	→
Variance since September 2016	5.3%	↑



ACTIVITY

Cumulative percentage of contracted UDA delivered 2017 & 2018



Month	Adjusted Scheduled Activity (UDA)	
	2017	2018
April	-53	428
May	1,514	1,932
June	2,823	3,365
July	4,685	5,146
August	6,674	6,796
September	8,032	8,114
October	9,665	
November	11,577	
December	12,995	
January	13,964	
February	15,938	
March	17,380	
April	18,070	
May	18,199	
June	18,256	

QUALITY

	Quantity	Base Number	Contract	AT	Region	England
% of FP17s for the same patient ID Re-attending within 3 months - Children	71	1,165	6.1%	10.9%	12.8%	11.9%
% of FP17s for the same patient ID Re-attending within 3 months - Adults	475	3,526	13.5%	14.9%	16.5%	15.9%
% of FP17s for the same patient ID Re-attending between 3 & 9 months - Children	677	1,165	58.1%	61.0%	59.7%	58.1%
% of FP17s for the same patient ID Re-attending between 3 & 9 months - Adults	2,067	3,526	58.6%	54.9%	53.0%	50.6%
% of FP17s for Band 1 Urgent Courses	289	4,191	6.9%	8.6%	9.2%	9.1%
% of FP17s Relating to Free Repair or Replacements	20	4,191	0.5%	0.9%	1.0%	0.8%
% of FP17s Relating to Continuations	66	4,191	1.6%	1.2%	1.2%	1.1%
% of Patients satisfied with the dentistry they have received	10	11	90.9%	91.4%	91.6%	91.4%
% of Patients satisfied with the time they had to wait for an appointment	10	11	90.9%	87.5%	88.1%	87.7%

* This is based on patients treated on this contract for their most recent course of treatment. Figures in italics indicate the base number of FP17s or Patient Questionnaire responses are less than 100. N/A is shown where the base number of responses is less than 10 during the period. % is calculated as Quantity/Base number*100

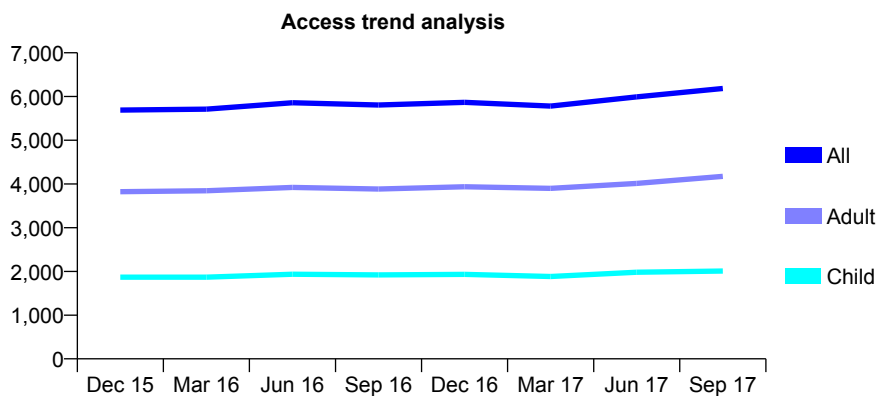
Q52 - Vital Signs At a Glance Contract Report for 143170/0001 - September 2017

Name or company name	Joe Kelly & Associates Ltd
Contract type name	GDS Contract
Purpose of contract	General and Orthodontic
Contract start date	01/11/2011
Contract end date	

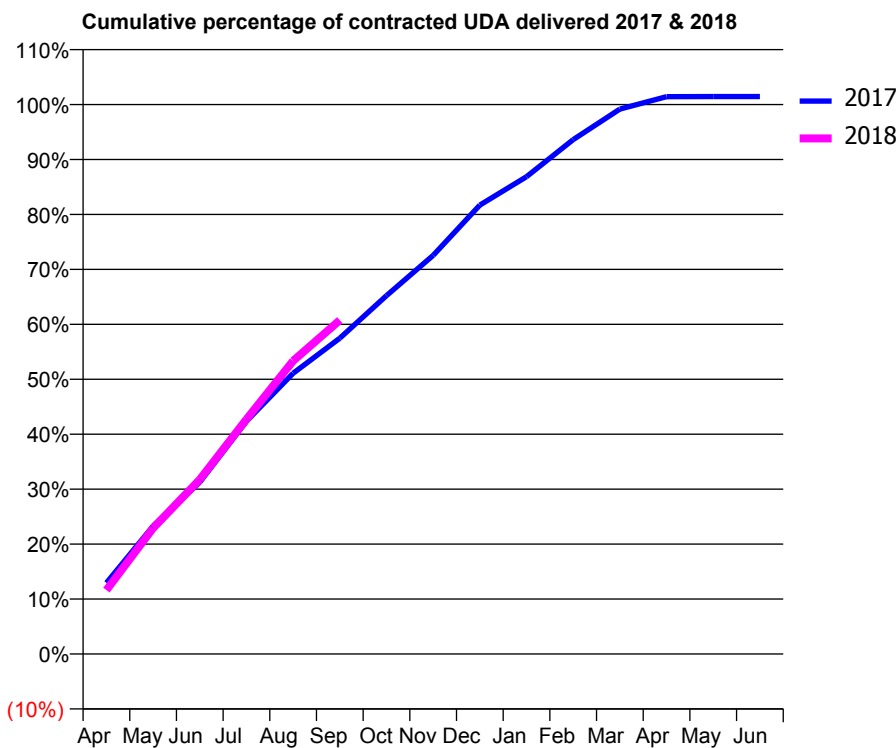
17/18 Contracted general activity (UDA)	13,120
Carry forward general activity (UDA)	0
17/18 Contracted orthodontic activity (UOA)	880
Carry forward orthodontic activity (UOA)	0
Baseline contract value	£469,398.60

ACCESS*

Patients seen in 24 months	Total	Change since previous quarter
Quarter ending September 2016	5,805	
Quarter ending December 2016	5,868	→
Quarter ending March 2017	5,783	↓
Quarter ending June 2017	5,993	↑
Quarter ending September 2017	6,185	↑
Variance since September 2016	6.5%	↑



ACTIVITY



Month	Adjusted Scheduled Activity (UDA)	
	2017	2018
April	1,698	1,527
May	3,054	3,006
June	4,101	4,167
July	5,556	5,604
August	6,705	7,000
September	7,540	7,969
October	8,555	
November	9,517	
December	10,718	
January	11,396	
February	12,282	
March	13,011	
April	13,305	
May	13,308	
June	13,309	

QUALITY

	Quantity	Base Number	Contract	AT	Region	England
% of FP17s for the same patient ID Re-attending within 3 months - Children	151	1,769	8.5%	10.9%	12.8%	11.9%
% of FP17s for the same patient ID Re-attending within 3 months - Adults	332	3,031	11.0%	14.9%	16.5%	15.9%
% of FP17s for the same patient ID Re-attending between 3 & 9 months - Children	935	1,769	52.9%	61.0%	59.7%	58.1%
% of FP17s for the same patient ID Re-attending between 3 & 9 months - Adults	1,050	3,031	34.6%	54.9%	53.0%	50.6%
% of FP17s for Band 1 Urgent Courses	191	4,561	4.2%	8.6%	9.2%	9.1%
% of FP17s Relating to Free Repair or Replacements	4	4,561	0.1%	0.9%	1.0%	0.8%
% of FP17s Relating to Continuations	23	4,561	0.5%	1.2%	1.2%	1.1%
% of Patients satisfied with the dentistry they have received	8	9	N/A	91.4%	91.6%	91.4%
% of Patients satisfied with the time they had to wait for an appointment	6	9	N/A	87.5%	88.1%	87.7%

* This is based on patients treated on this contract for their most recent course of treatment. Figures in italics indicate the base number of FP17s or Patient Questionnaire responses are less than 100. N/A is shown where the base number of responses is less than 10 during the period. % is calculated as Quantity/Base number*100

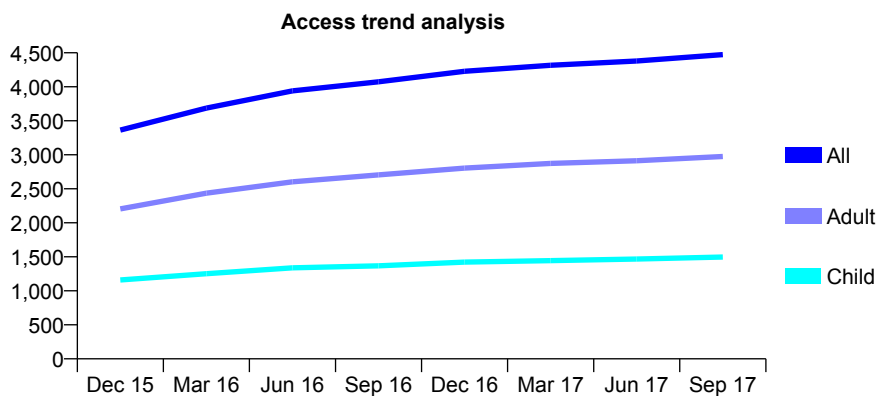
Q52 - Vital Signs At a Glance Contract Report for 143839/0001 - September 2017

Name or company name	Belle Isle Family Dental Practice
Contract type name	GDS Contract
Purpose of contract	General and Orthodontic
Contract start date	01/12/2014
Contract end date	

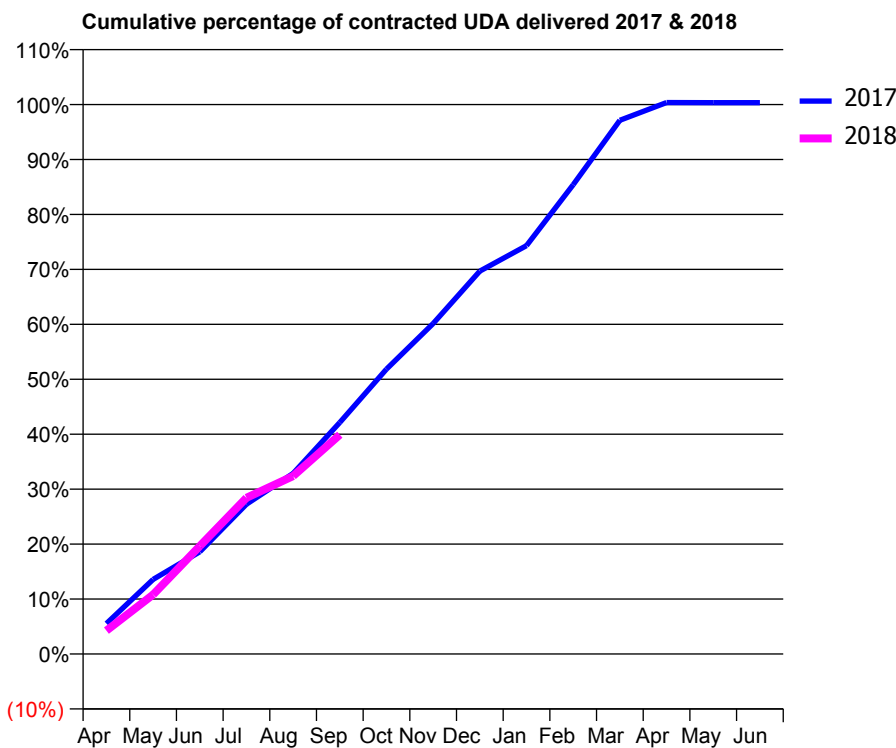
17/18 Contracted general activity (UDA)	14,200
Carry forward general activity (UDA)	0
17/18 Contracted orthodontic activity (UOA)	694
Carry forward orthodontic activity (UOA)	0
Baseline contract value	£435,345.35

ACCESS*

Patients seen in 24 months	Total	Change since previous quarter
Quarter ending September 2016	4,073	
Quarter ending December 2016	4,228	↑
Quarter ending March 2017	4,317	↑
Quarter ending June 2017	4,380	→
Quarter ending September 2017	4,473	↑
Variance since September 2016	9.8%	↑



ACTIVITY



Month	Adjusted Scheduled Activity (UDA)	
	2017	2018
April	786	605
May	1,928	1,536
June	2,640	2,791
July	3,871	4,037
August	4,668	4,598
September	5,982	5,668
October	7,362	
November	8,539	
December	9,895	
January	10,553	
February	12,128	
March	13,792	
April	14,249	
May	14,248	
June	14,248	

QUALITY

	Quantity	Base Number	Contract	AT	Region	England
% of FP17s for the same patient ID Re-attending within 3 months - Children	72	949	7.6%	10.9%	12.8%	11.9%
% of FP17s for the same patient ID Re-attending within 3 months - Adults	237	1,683	14.1%	14.9%	16.5%	15.9%
% of FP17s for the same patient ID Re-attending between 3 & 9 months - Children	528	949	55.6%	61.0%	59.7%	58.1%
% of FP17s for the same patient ID Re-attending between 3 & 9 months - Adults	878	1,683	52.2%	54.9%	53.0%	50.6%
% of FP17s for Band 1 Urgent Courses	168	2,406	7.0%	8.6%	9.2%	9.1%
% of FP17s Relating to Free Repair or Replacements	10	2,406	0.4%	0.9%	1.0%	0.8%
% of FP17s Relating to Continuations	27	2,406	1.1%	1.2%	1.2%	1.1%
% of Patients satisfied with the dentistry they have received	9	9	N/A	91.4%	91.6%	91.4%
% of Patients satisfied with the time they had to wait for an appointment	9	9	N/A	87.5%	88.1%	87.7%

* This is based on patients treated on this contract for their most recent course of treatment. Figures in italics indicate the base number of FP17s or Patient Questionnaire responses are less than 100. N/A is shown where the base number of responses is less than 10 during the period. % is calculated as Quantity/Base number*100

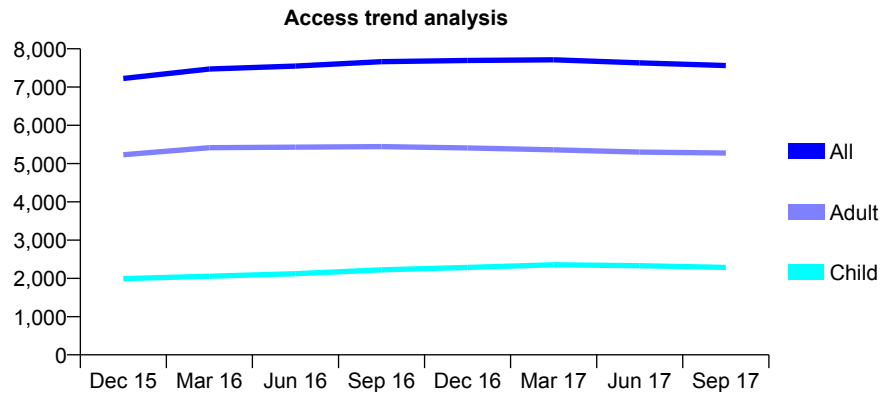
Q52 - Vital Signs At a Glance Contract Report for 144983/0001 - September 2017

Name or company name	Hick Lane Dental Surgery Ltd.
Contract type name	GDS Contract
Purpose of contract	General
Contract start date	01/10/2008
Contract end date	

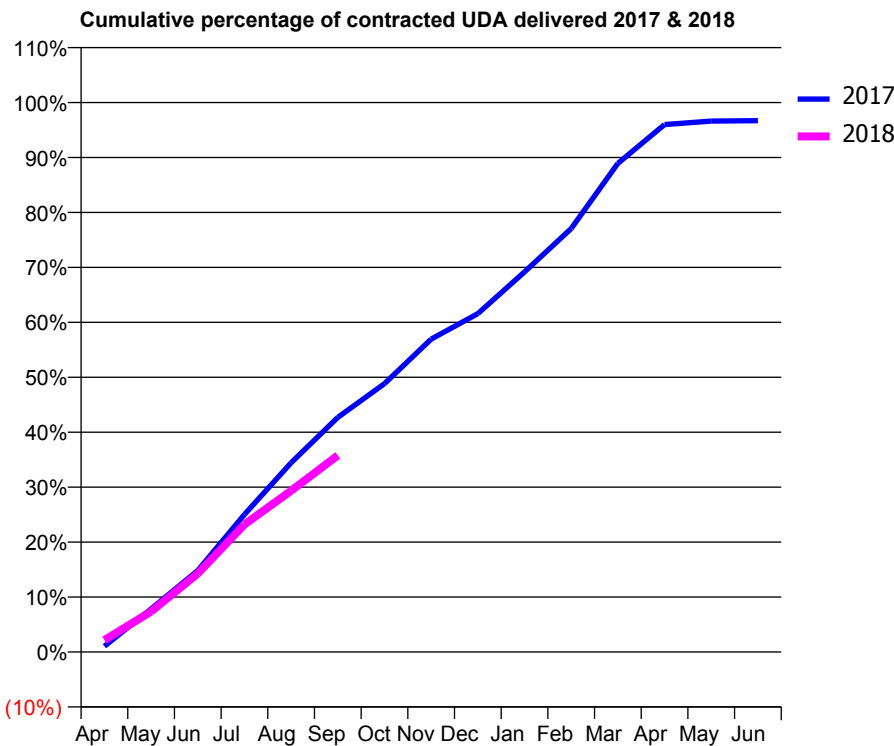
17/18 Contracted general activity (UDA)	22,549
Carry forward general activity (UDA)	0
17/18 Contracted orthodontic activity (UOA)	0
Carry forward orthodontic activity (UOA)	0
Baseline contract value	£685,538.24

ACCESS*

Patients seen in 24 months	Total	Change since previous quarter
Quarter ending September 2016	7,664	
Quarter ending December 2016	7,694	→
Quarter ending March 2017	7,714	→
Quarter ending June 2017	7,631	↓
Quarter ending September 2017	7,561	→
Variance since September 2016	(1.3%)	↓



ACTIVITY



Month	Adjusted Scheduled Activity (UDA)	
	2017	2018
April	240	488
May	1,768	1,663
June	3,345	3,220
July	5,644	5,235
August	7,766	6,620
September	9,626	8,066
October	11,013	
November	12,839	
December	13,883	
January	15,597	
February	17,376	
March	20,053	
April	21,644	
May	21,785	
June	21,805	

QUALITY

	Quantity	Base Number	Contract	AT	Region	England
% of FP17s for the same patient ID Re-attending within 3 months - Children	139	1,676	8.3%	10.9%	12.8%	11.9%
% of FP17s for the same patient ID Re-attending within 3 months - Adults	547	3,673	14.9%	14.9%	16.5%	15.9%
% of FP17s for the same patient ID Re-attending between 3 & 9 months - Children	1,020	1,676	60.9%	61.0%	59.7%	58.1%
% of FP17s for the same patient ID Re-attending between 3 & 9 months - Adults	2,182	3,673	59.4%	54.9%	53.0%	50.6%
% of FP17s for Band 1 Urgent Courses	521	4,666	11.2%	8.6%	9.2%	9.1%
% of FP17s Relating to Free Repair or Replacements	98	4,666	2.1%	0.9%	1.0%	0.8%
% of FP17s Relating to Continuations	57	4,666	1.2%	1.2%	1.2%	1.1%
% of Patients satisfied with the dentistry they have received	10	10	100.0%	91.4%	91.6%	91.4%
% of Patients satisfied with the time they had to wait for an appointment	8	10	80.0%	87.5%	88.1%	87.7%

* This is based on patients treated on this contract for their most recent course of treatment. Figures in italics indicate the base number of FP17s or Patient Questionnaire responses are less than 100. N/A is shown where the base number of responses is less than 10 during the period. % is calculated as Quantity/Base number*100

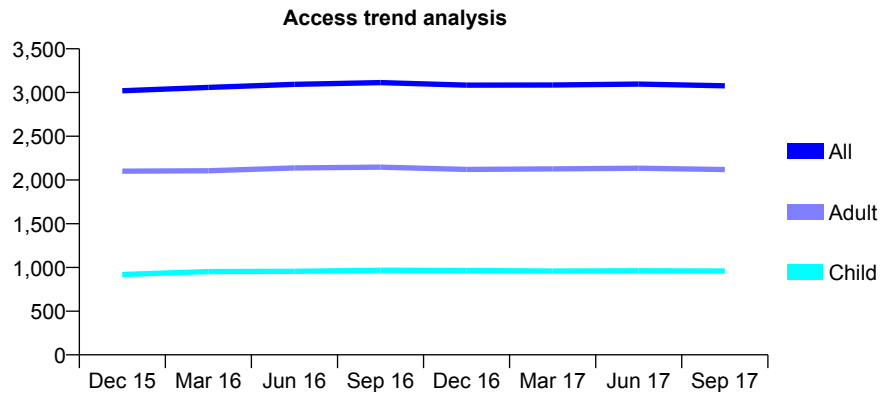
Q52 - Vital Signs At a Glance Contract Report for 145203/0001 - September 2017

Name or company name	Ross Dental Surgeons Ltd
Contract type name	GDS Contract
Purpose of contract	General
Contract start date	01/11/2008
Contract end date	

17/18 Contracted general activity (UDA)	6,100
Carry forward general activity (UDA)	0
17/18 Contracted orthodontic activity (UOA)	0
Carry forward orthodontic activity (UOA)	0
Baseline contract value	£160,664.95

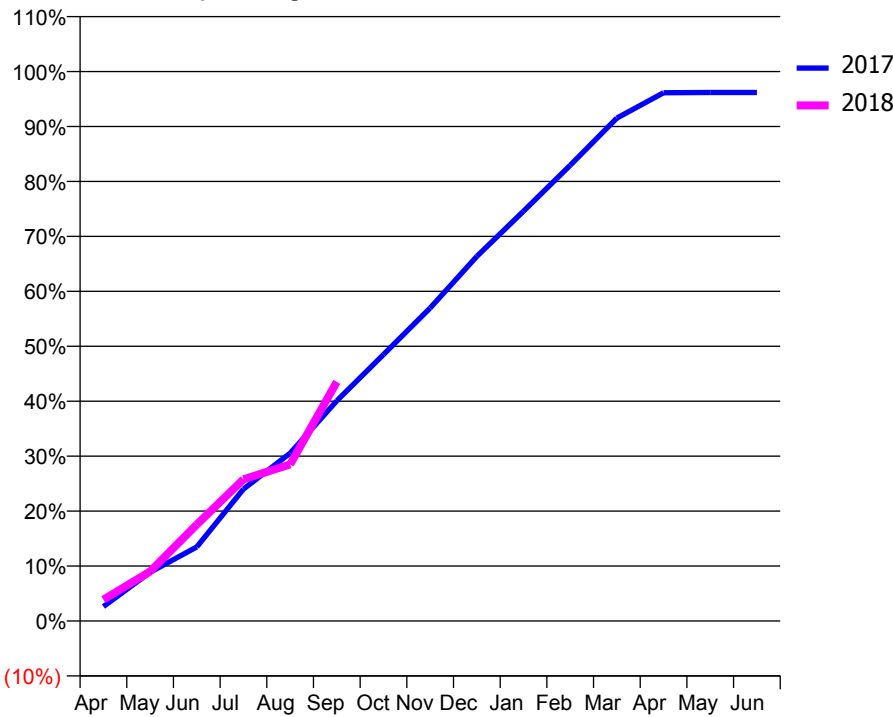
ACCESS*

Patients seen in 24 months	Total	Change since previous quarter
Quarter ending September 2016	3,113	
Quarter ending December 2016	3,085	→
Quarter ending March 2017	3,086	→
Quarter ending June 2017	3,096	→
Quarter ending September 2017	3,077	→
Variance since September 2016	(1.2%)	↓



ACTIVITY

Cumulative percentage of contracted UDA delivered 2017 & 2018



Month	Adjusted Scheduled Activity (UDA)	
	2017	2018
April	161	237
May	542	550
June	822	1,071
July	1,465	1,572
August	1,862	1,738
September	2,444	2,654
October	2,959	
November	3,475	
December	4,048	
January	4,549	
February	5,058	
March	5,583	
April	5,864	
May	5,867	
June	5,868	

QUALITY

	Quantity	Base Number	Contract	AT	Region	England
% of FP17s for the same patient ID Re-attending within 3 months - Children	46	926	5.0%	10.9%	12.8%	11.9%
% of FP17s for the same patient ID Re-attending within 3 months - Adults	162	1,711	9.5%	14.9%	16.5%	15.9%
% of FP17s for the same patient ID Re-attending between 3 & 9 months - Children	690	926	74.5%	61.0%	59.7%	58.1%
% of FP17s for the same patient ID Re-attending between 3 & 9 months - Adults	1,121	1,711	65.5%	54.9%	53.0%	50.6%
% of FP17s for Band 1 Urgent Courses	91	1,827	5.0%	8.6%	9.2%	9.1%
% of FP17s Relating to Free Repair or Replacements	12	1,827	0.7%	0.9%	1.0%	0.8%
% of FP17s Relating to Continuations	11	1,827	0.6%	1.2%	1.2%	1.1%
% of Patients satisfied with the dentistry they have received	1	1	N/A	91.4%	91.6%	91.4%
% of Patients satisfied with the time they had to wait for an appointment	1	1	N/A	87.5%	88.1%	87.7%

* This is based on patients treated on this contract for their most recent course of treatment. Figures in italics indicate the base number of FP17s or Patient Questionnaire responses are less than 100. N/A is shown where the base number of responses is less than 10 during the period. % is calculated as Quantity/Base number*100

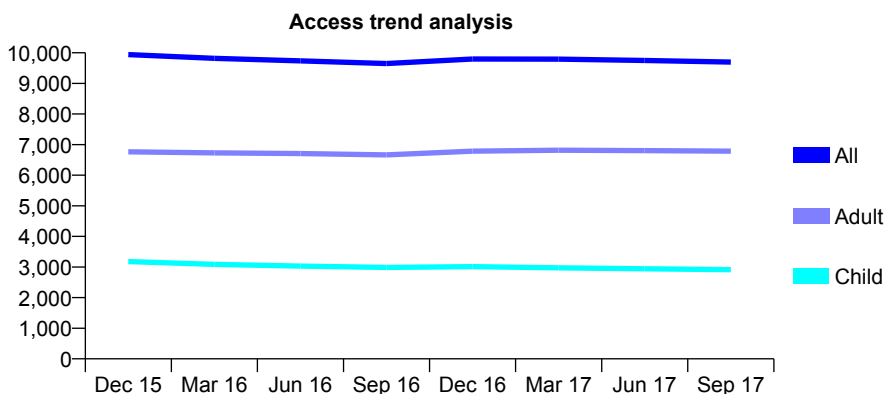
Q52 - Vital Signs At a Glance Contract Report for 145211/0001 - September 2017

Name or company name	Shaw & Associates Dental Surgeons Ltd
Contract type name	GDS Contract
Purpose of contract	General
Contract start date	01/04/2010
Contract end date	

17/18 Contracted general activity (UDA)	31,000
Carry forward general activity (UDA)	0
17/18 Contracted orthodontic activity (UOA)	0
Carry forward orthodontic activity (UOA)	0
Baseline contract value	£1,016,673.18

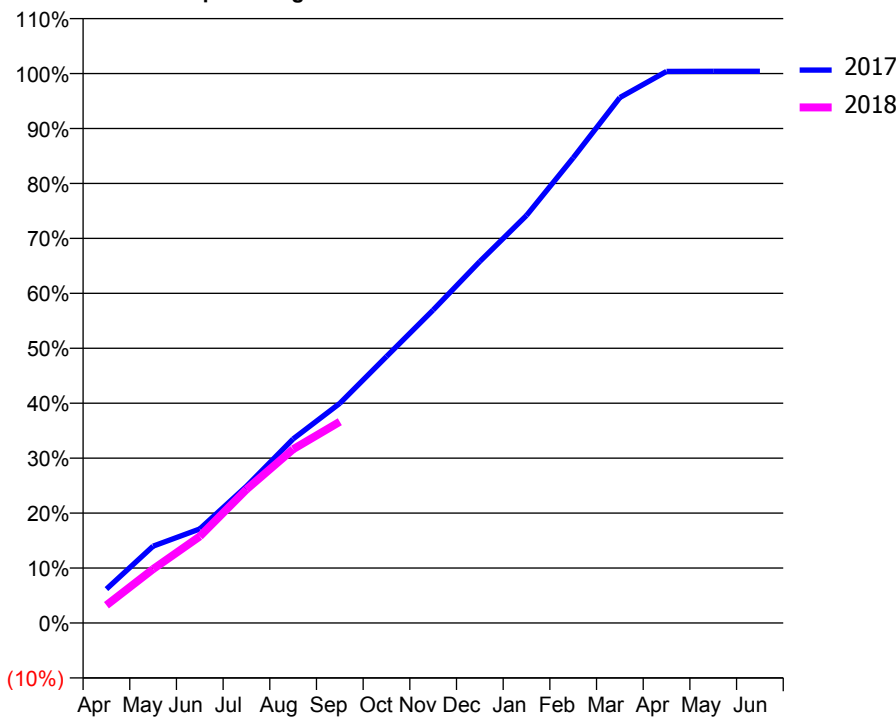
ACCESS*

Patients seen in 24 months	Total	Change since previous quarter
Quarter ending September 2016	9,650	
Quarter ending December 2016	9,799	→
Quarter ending March 2017	9,794	→
Quarter ending June 2017	9,749	→
Quarter ending September 2017	9,697	→
Variance since September 2016	0.5%	→



ACTIVITY

Cumulative percentage of contracted UDA delivered 2017 & 2018



Month	Adjusted Scheduled Activity (UDA)	
	2017	2018
April	1,915	1,003
May	4,336	3,043
June	5,311	4,885
July	7,713	7,533
August	10,386	9,805
September	12,391	11,359
October	15,031	
November	17,663	
December	20,395	
January	22,992	
February	26,245	
March	29,644	
April	31,115	
May	31,128	
June	31,128	

QUALITY

	Quantity	Base Number	Contract	AT	Region	England
% of FP17s for the same patient ID Re-attending within 3 months - Children	321	2,482	12.9%	10.9%	12.8%	11.9%
% of FP17s for the same patient ID Re-attending within 3 months - Adults	780	5,244	14.9%	14.9%	16.5%	15.9%
% of FP17s for the same patient ID Re-attending between 3 & 9 months - Children	1,626	2,482	65.5%	61.0%	59.7%	58.1%
% of FP17s for the same patient ID Re-attending between 3 & 9 months - Adults	3,594	5,244	68.5%	54.9%	53.0%	50.6%
% of FP17s for Band 1 Urgent Courses	423	6,971	6.1%	8.6%	9.2%	9.1%
% of FP17s Relating to Free Repair or Replacements	89	6,971	1.3%	0.9%	1.0%	0.8%
% of FP17s Relating to Continuations	76	6,971	1.1%	1.2%	1.2%	1.1%
% of Patients satisfied with the dentistry they have received	26	27	96.3%	91.4%	91.6%	91.4%
% of Patients satisfied with the time they had to wait for an appointment	26	27	96.3%	87.5%	88.1%	87.7%

* This is based on patients treated on this contract for their most recent course of treatment. Figures in italics indicate the base number of FP17s or Patient Questionnaire responses are less than 100. N/A is shown where the base number of responses is less than 10 during the period. % is calculated as Quantity/Base number*100

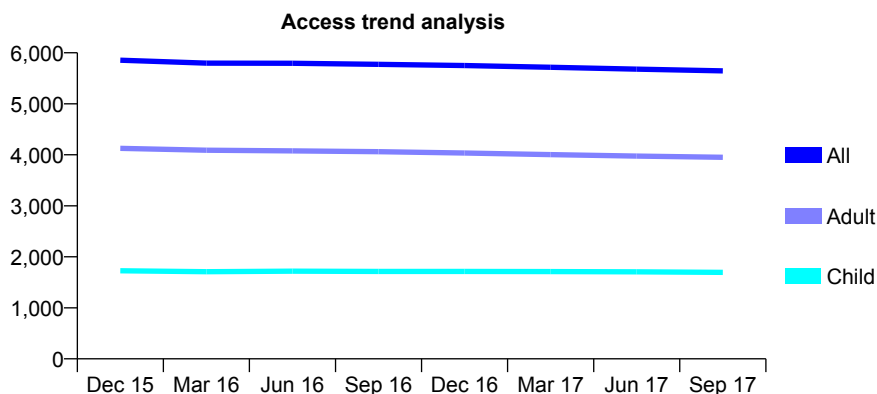
Q52 - Vital Signs At a Glance Contract Report for 145211/0002 - September 2017

Name or company name	Shaw & Associates Dental Surgeons Ltd
Contract type name	GDS Contract
Purpose of contract	General
Contract start date	09/08/2010
Contract end date	

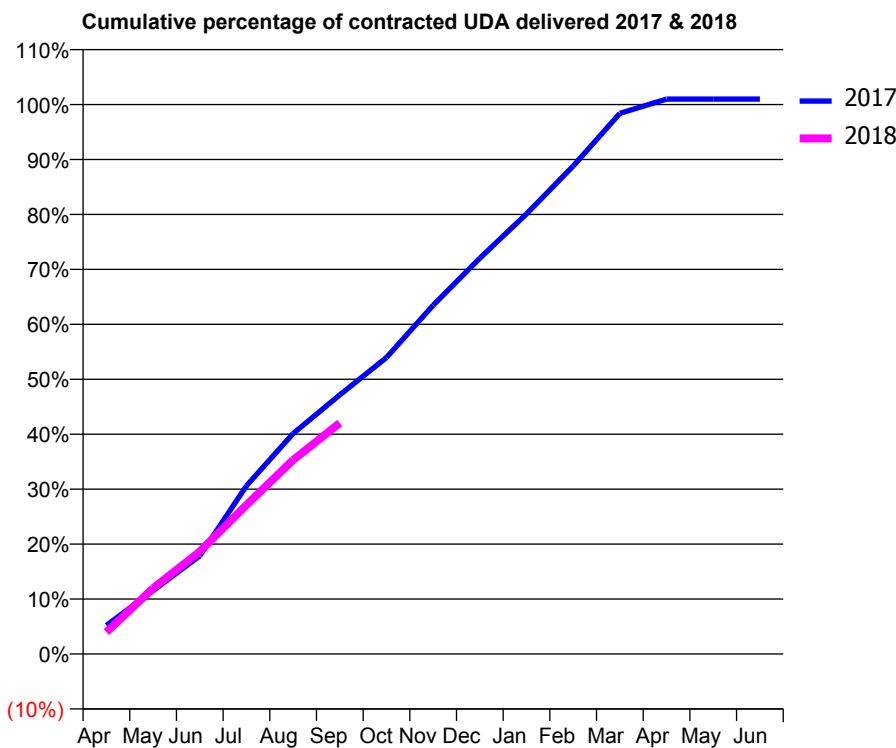
17/18 Contracted general activity (UDA)	19,532
Carry forward general activity (UDA)	0
17/18 Contracted orthodontic activity (UOA)	0
Carry forward orthodontic activity (UOA)	0
Baseline contract value	£507,101.25

ACCESS*

Patients seen in 24 months	Total	Change since previous quarter
Quarter ending September 2016	5,774	
Quarter ending December 2016	5,751	→
Quarter ending March 2017	5,717	→
Quarter ending June 2017	5,680	→
Quarter ending September 2017	5,646	→
Variance since September 2016	(2.2%)	↓



ACTIVITY



Month	Adjusted Scheduled Activity (UDA)	
	2017	2018
April	1,018	777
May	2,256	2,340
June	3,493	3,644
July	5,979	5,297
August	7,838	6,900
September	9,212	8,210
October	10,538	
November	12,395	
December	14,069	
January	15,644	
February	17,343	
March	19,219	
April	19,726	
May	19,726	
June	19,726	

QUALITY

	Quantity	Base Number	Contract	AT	Region	England
% of FP17s for the same patient ID Re-attending within 3 months - Children	145	1,362	10.6%	10.9%	12.8%	11.9%
% of FP17s for the same patient ID Re-attending within 3 months - Adults	331	2,962	11.2%	14.9%	16.5%	15.9%
% of FP17s for the same patient ID Re-attending between 3 & 9 months - Children	847	1,362	62.2%	61.0%	59.7%	58.1%
% of FP17s for the same patient ID Re-attending between 3 & 9 months - Adults	2,002	2,962	67.6%	54.9%	53.0%	50.6%
% of FP17s for Band 1 Urgent Courses	262	4,053	6.5%	8.6%	9.2%	9.1%
% of FP17s Relating to Free Repair or Replacements	14	4,053	0.3%	0.9%	1.0%	0.8%
% of FP17s Relating to Continuations	64	4,053	1.6%	1.2%	1.2%	1.1%
% of Patients satisfied with the dentistry they have received	13	14	92.9%	91.4%	91.6%	91.4%
% of Patients satisfied with the time they had to wait for an appointment	12	14	85.7%	87.5%	88.1%	87.7%

* This is based on patients treated on this contract for their most recent course of treatment. Figures in italics indicate the base number of FP17s or Patient Questionnaire responses are less than 100. N/A is shown where the base number of responses is less than 10 during the period. % is calculated as Quantity/Base number*100

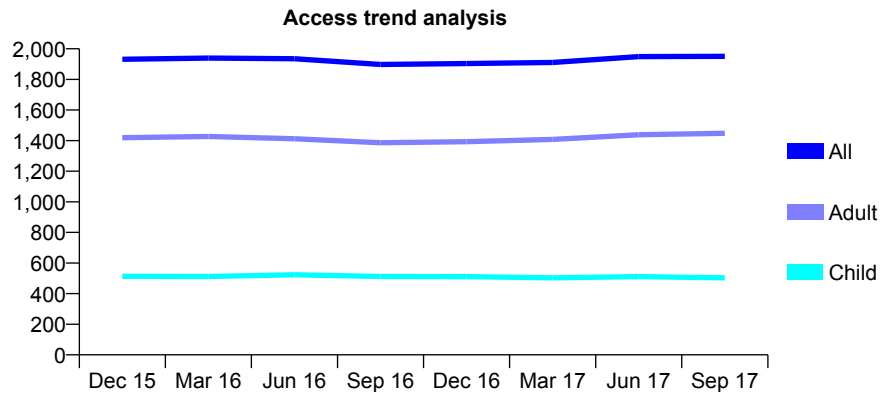
Q52 - Vital Signs At a Glance Contract Report for 145823/0001 - September 2017

Name or company name	Newsome Practice limited
Contract type name	GDS Contract
Purpose of contract	General
Contract start date	07/03/2012
Contract end date	

17/18 Contracted general activity (UDA)	7,162
Carry forward general activity (UDA)	0
17/18 Contracted orthodontic activity (UOA)	0
Carry forward orthodontic activity (UOA)	0
Baseline contract value	£192,311.09

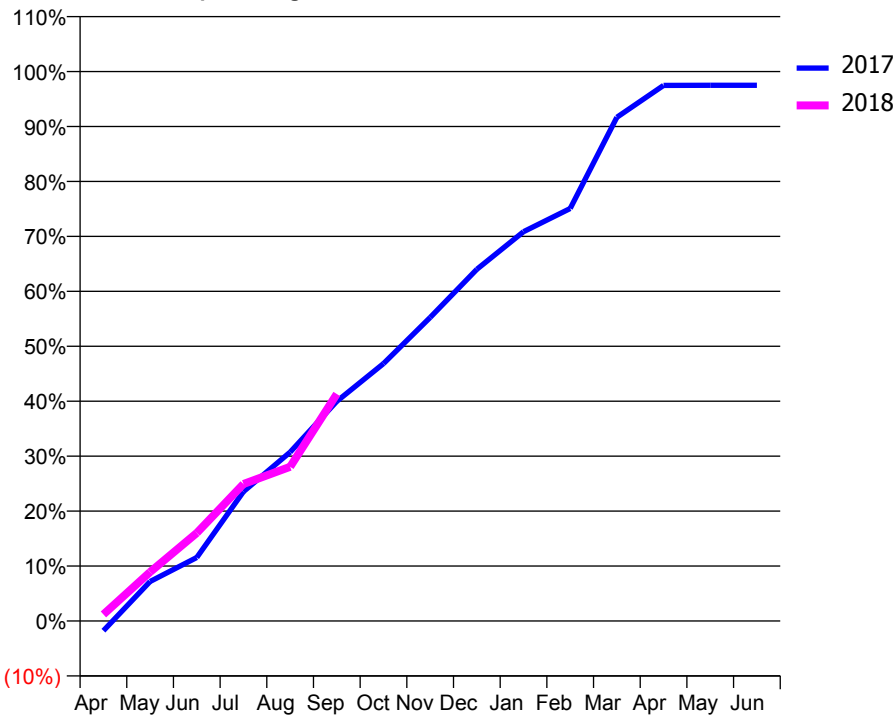
ACCESS*

Patients seen in 24 months	Total	Change since previous quarter
Quarter ending September 2016	1,898	
Quarter ending December 2016	1,904	→
Quarter ending March 2017	1,911	→
Quarter ending June 2017	1,949	→
Quarter ending September 2017	1,951	→
Variance since September 2016	2.8%	↑



ACTIVITY

Cumulative percentage of contracted UDA delivered 2017 & 2018



Month	Adjusted Scheduled Activity (UDA)	
	2017	2018
April	-128	86
May	515	638
June	827	1,149
July	1,686	1,785
August	2,202	2,011
September	2,864	2,959
October	3,355	
November	3,956	
December	4,584	
January	5,075	
February	5,377	
March	6,566	
April	6,980	
May	6,983	
June	6,983	

QUALITY

	Quantity	Base Number	Contract	AT	Region	England
% of FP17s for the same patient ID Re-attending within 3 months - Children	24	437	5.5%	10.9%	12.8%	11.9%
% of FP17s for the same patient ID Re-attending within 3 months - Adults	176	1,231	14.3%	14.9%	16.5%	15.9%
% of FP17s for the same patient ID Re-attending between 3 & 9 months - Children	330	437	75.5%	61.0%	59.7%	58.1%
% of FP17s for the same patient ID Re-attending between 3 & 9 months - Adults	787	1,231	63.9%	54.9%	53.0%	50.6%
% of FP17s for Band 1 Urgent Courses	93	1,512	6.2%	8.6%	9.2%	9.1%
% of FP17s Relating to Free Repair or Replacements	13	1,512	0.9%	0.9%	1.0%	0.8%
% of FP17s Relating to Continuations	26	1,512	1.7%	1.2%	1.2%	1.1%
% of Patients satisfied with the dentistry they have received	6	7	N/A	91.4%	91.6%	91.4%
% of Patients satisfied with the time they had to wait for an appointment	7	7	N/A	87.5%	88.1%	87.7%

* This is based on patients treated on this contract for their most recent course of treatment. Figures in italics indicate the base number of FP17s or Patient Questionnaire responses are less than 100. N/A is shown where the base number of responses is less than 10 during the period. % is calculated as Quantity/Base number*100

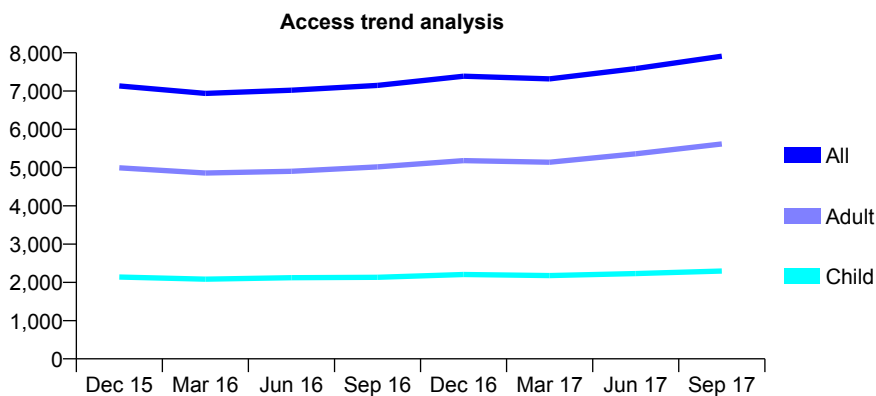
Q52 - Vital Signs At a Glance Contract Report for 148156/0002 - September 2017

Name or company name	Premier Dental Limited
Contract type name	GDS Contract
Purpose of contract	General
Contract start date	01/12/2008
Contract end date	

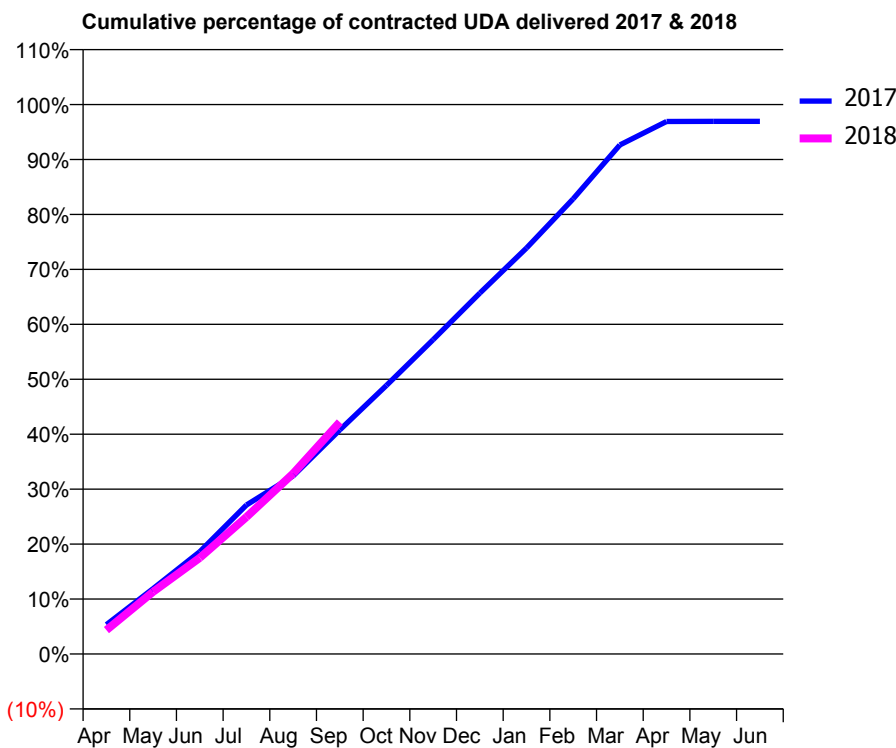
17/18 Contracted general activity (UDA)	22,574
Carry forward general activity (UDA)	0
17/18 Contracted orthodontic activity (UOA)	0
Carry forward orthodontic activity (UOA)	0
Baseline contract value	£687,045.26

ACCESS*

Patients seen in 24 months	Total	Change since previous quarter
Quarter ending September 2016	7,149	
Quarter ending December 2016	7,389	↑
Quarter ending March 2017	7,317	→
Quarter ending June 2017	7,588	↑
Quarter ending September 2017	7,912	↑
Variance since September 2016	10.7%	↑



ACTIVITY



Adjusted Scheduled Activity (UDA)		
Month	2017	2018
April	1,208	985
May	2,688	2,554
June	4,206	3,955
July	6,122	5,629
August	7,318	7,416
September	9,203	9,528
October	11,033	
November	12,917	
December	14,828	
January	16,680	
February	18,701	
March	20,915	
April	21,875	
May	21,880	
June	21,883	

QUALITY

	Quantity	Base Number	Contract	AT	Region	England
% of FP17s for the same patient ID Re-attending within 3 months - Children	81	1,377	5.9%	10.9%	12.8%	11.9%
% of FP17s for the same patient ID Re-attending within 3 months - Adults	350	3,244	10.8%	14.9%	16.5%	15.9%
% of FP17s for the same patient ID Re-attending between 3 & 9 months - Children	813	1,377	59.0%	61.0%	59.7%	58.1%
% of FP17s for the same patient ID Re-attending between 3 & 9 months - Adults	1,479	3,244	45.6%	54.9%	53.0%	50.6%
% of FP17s for Band 1 Urgent Courses	220	4,248	5.2%	8.6%	9.2%	9.1%
% of FP17s Relating to Free Repair or Replacements	11	4,248	0.3%	0.9%	1.0%	0.8%
% of FP17s Relating to Continuations	78	4,248	1.8%	1.2%	1.2%	1.1%
% of Patients satisfied with the dentistry they have received	6	6	N/A	91.4%	91.6%	91.4%
% of Patients satisfied with the time they had to wait for an appointment	6	6	N/A	87.5%	88.1%	87.7%

* This is based on patients treated on this contract for their most recent course of treatment. Figures in italics indicate the base number of FP17s or Patient Questionnaire responses are less than 100. N/A is shown where the base number of responses is less than 10 during the period. % is calculated as Quantity/Base number*100

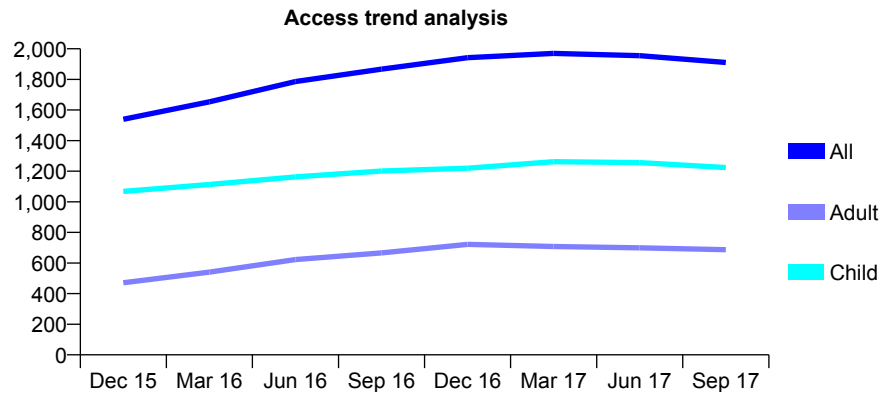
Q52 - Vital Signs At a Glance Contract Report for 149888/0001 - September 2017

Name or company name	CVDC Ltd
Contract type name	GDS Contract
Purpose of contract	General
Contract start date	01/12/2014
Contract end date	

17/18 Contracted general activity (UDA)	5,000
Carry forward general activity (UDA)	0
17/18 Contracted orthodontic activity (UOA)	0
Carry forward orthodontic activity (UOA)	0
Baseline contract value	£117,704.09

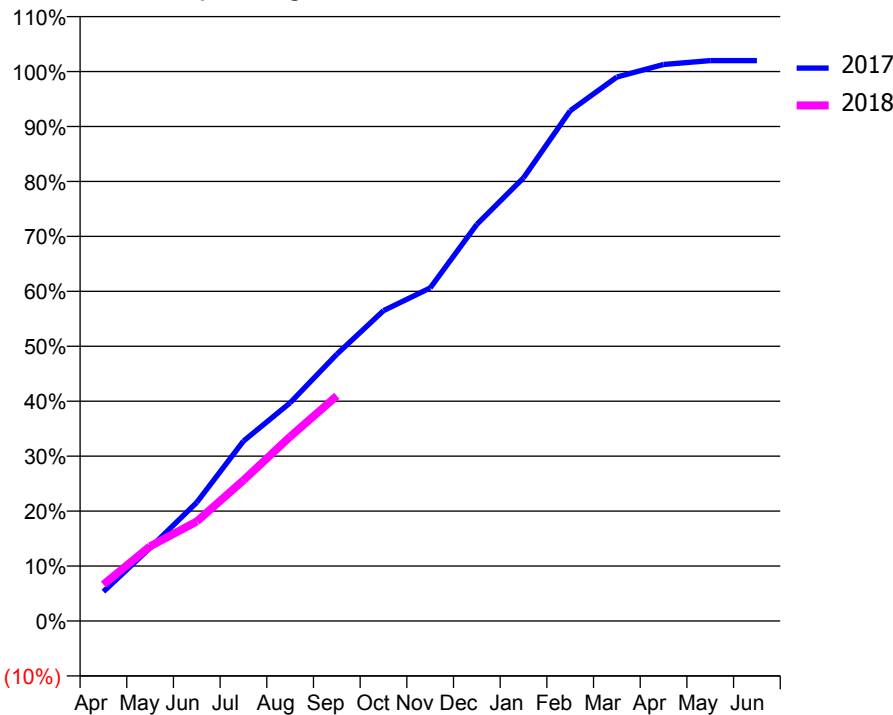
ACCESS*

Patients seen in 24 months	Total	Change since previous quarter
Quarter ending September 2016	1,867	
Quarter ending December 2016	1,942	↑
Quarter ending March 2017	1,970	→
Quarter ending June 2017	1,955	→
Quarter ending September 2017	1,911	↓
Variance since September 2016	2.4%	↑



ACTIVITY

Cumulative percentage of contracted UDA delivered 2017 & 2018



Month	Adjusted Scheduled Activity (UDA)	
	2017	2018
April	268	332
May	666	680
June	1,080	906
July	1,637	1,280
August	1,986	1,677
September	2,427	2,048
October	2,824	
November	3,030	
December	3,609	
January	4,033	
February	4,643	
March	4,950	
April	5,064	
May	5,099	
June	5,099	

QUALITY

	Quantity	Base Number	Contract	AT	Region	England
% of FP17s for the same patient ID Re-attending within 3 months - Children	52	914	5.7%	10.9%	12.8%	11.9%
% of FP17s for the same patient ID Re-attending within 3 months - Adults	84	414	20.3%	14.9%	16.5%	15.9%
% of FP17s for the same patient ID Re-attending between 3 & 9 months - Children	626	914	68.5%	61.0%	59.7%	58.1%
% of FP17s for the same patient ID Re-attending between 3 & 9 months - Adults	222	414	53.6%	54.9%	53.0%	50.6%
% of FP17s for Band 1 Urgent Courses	51	1,242	4.1%	8.6%	9.2%	9.1%
% of FP17s Relating to Free Repair or Replacements	1	1,242	0.1%	0.9%	1.0%	0.8%
% of FP17s Relating to Continuations	0	1,242	0.0%	1.2%	1.2%	1.1%
% of Patients satisfied with the dentistry they have received	0	1	N/A	91.4%	91.6%	91.4%
% of Patients satisfied with the time they had to wait for an appointment	1	1	N/A	87.5%	88.1%	87.7%

* This is based on patients treated on this contract for their most recent course of treatment. Figures in italics indicate the base number of FP17s or Patient Questionnaire responses are less than 100. N/A is shown where the base number of responses is less than 10 during the period. % is calculated as Quantity/Base number*100

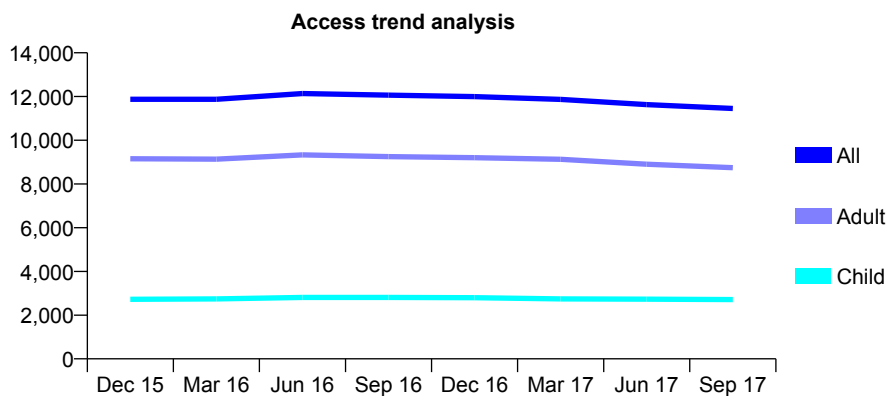
Q52 - Vital Signs At a Glance Contract Report for 151181/0001 - September 2017

Name or company name	Jackro Healthcare Services Ltd
Contract type name	GDS Contract
Purpose of contract	General
Contract start date	01/03/2008
Contract end date	

17/18 Contracted general activity (UDA)	30,000
Carry forward general activity (UDA)	0
17/18 Contracted orthodontic activity (UOA)	0
Carry forward orthodontic activity (UOA)	0
Baseline contract value	£1,022,186.96

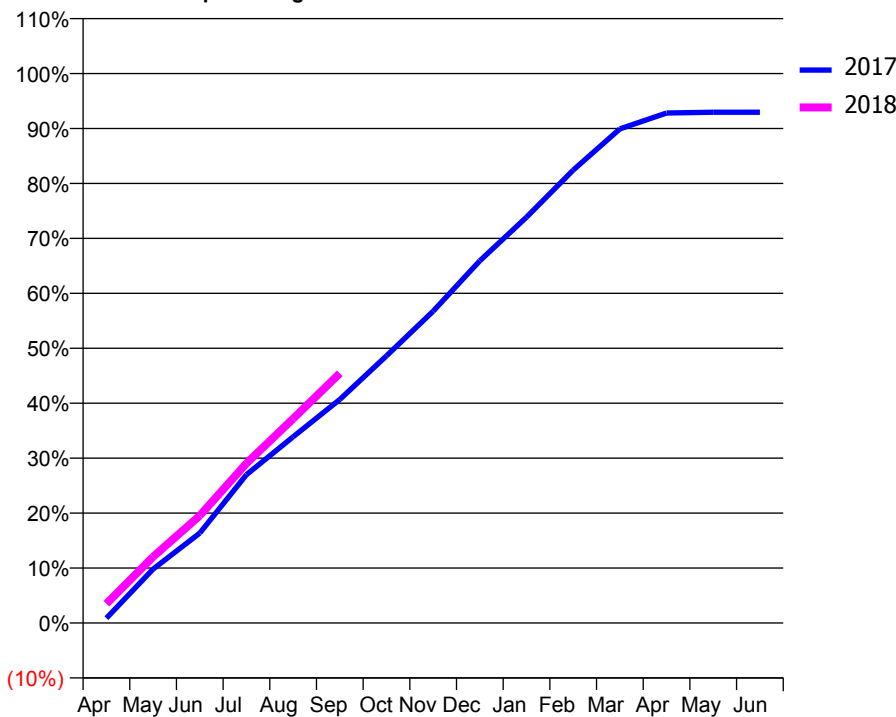
ACCESS*

Patients seen in 24 months	Total	Change since previous quarter
Quarter ending September 2016	12,061	
Quarter ending December 2016	11,996	→
Quarter ending March 2017	11,867	↓
Quarter ending June 2017	11,628	↓
Quarter ending September 2017	11,456	↓
Variance since September 2016	(5.0%)	↓



ACTIVITY

Cumulative percentage of contracted UDA delivered 2017 & 2018



Month	Adjusted Scheduled Activity (UDA)	
	2017	2018
April	268	1,051
May	2,947	3,618
June	4,909	5,865
July	8,099	8,717
August	10,165	11,157
September	12,202	13,634
October	14,588	
November	17,021	
December	19,778	
January	22,157	
February	24,726	
March	26,980	
April	27,840	
May	27,885	
June	27,888	

QUALITY

	Quantity	Base Number	Contract	AT	Region	England
% of FP17s for the same patient ID Re-attending within 3 months - Children	138	2,120	6.5%	10.9%	12.8%	11.9%
% of FP17s for the same patient ID Re-attending within 3 months - Adults	608	5,686	10.7%	14.9%	16.5%	15.9%
% of FP17s for the same patient ID Re-attending between 3 & 9 months - Children	1,267	2,120	59.8%	61.0%	59.7%	58.1%
% of FP17s for the same patient ID Re-attending between 3 & 9 months - Adults	3,068	5,686	54.0%	54.9%	53.0%	50.6%
% of FP17s for Band 1 Urgent Courses	357	7,363	4.8%	8.6%	9.2%	9.1%
% of FP17s Relating to Free Repair or Replacements	57	7,363	0.8%	0.9%	1.0%	0.8%
% of FP17s Relating to Continuations	106	7,363	1.4%	1.2%	1.2%	1.1%
% of Patients satisfied with the dentistry they have received	27	29	93.1%	91.4%	91.6%	91.4%
% of Patients satisfied with the time they had to wait for an appointment	24	29	82.8%	87.5%	88.1%	87.7%

* This is based on patients treated on this contract for their most recent course of treatment. Figures in italics indicate the base number of FP17s or Patient Questionnaire responses are less than 100. N/A is shown where the base number of responses is less than 10 during the period. % is calculated as Quantity/Base number*100

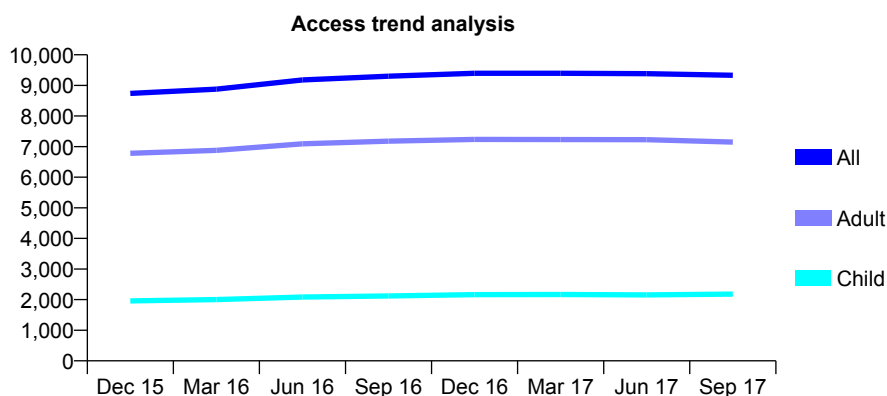
Q52 - Vital Signs At a Glance Contract Report for 151211/0001 - September 2017

Name or company name	Milne, Spencer & Harris Dental Surgeons
Contract type name	GDS Contract
Purpose of contract	General and Orthodontic
Contract start date	01/04/2010
Contract end date	

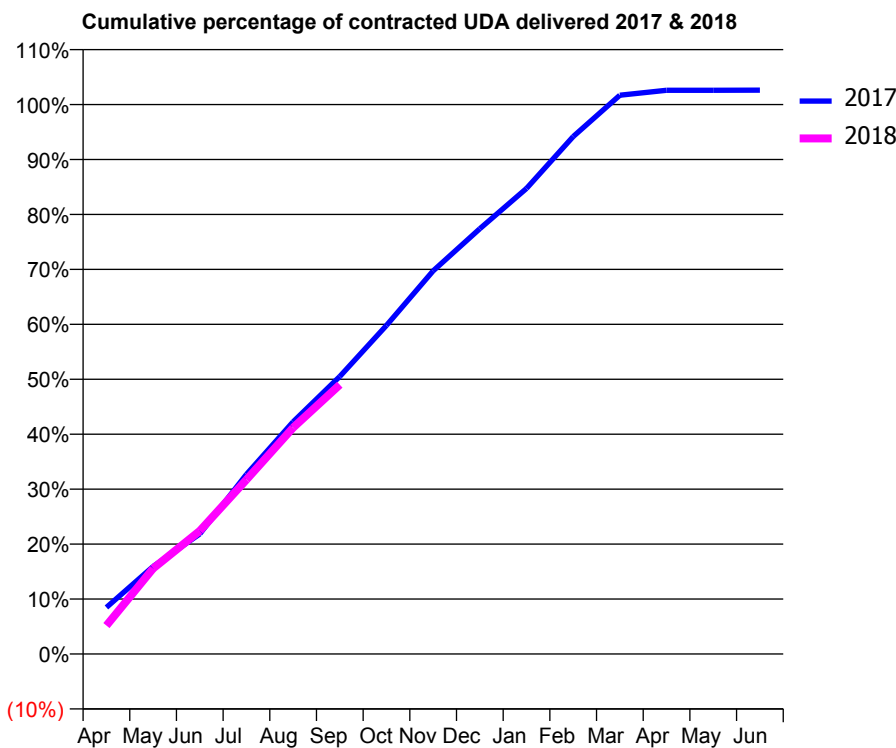
17/18 Contracted general activity (UDA)	22,000
Carry forward general activity (UDA)	0
17/18 Contracted orthodontic activity (UOA)	650
Carry forward orthodontic activity (UOA)	0
Baseline contract value	£744,394.51

ACCESS*

Patients seen in 24 months	Total	Change since previous quarter
Quarter ending September 2016	9,299	
Quarter ending December 2016	9,398	→
Quarter ending March 2017	9,398	→
Quarter ending June 2017	9,383	→
Quarter ending September 2017	9,329	→
Variance since September 2016	0.3%	→



ACTIVITY



Month	Adjusted Scheduled Activity (UDA)	
	2017	2018
April	1,867	1,137
May	3,507	3,424
June	4,807	4,930
July	7,194	6,979
August	9,295	9,062
September	11,115	10,784
October	13,155	
November	15,342	
December	17,029	
January	18,640	
February	20,718	
March	22,372	
April	22,567	
May	22,570	
June	22,576	

QUALITY

	Quantity	Base Number	Contract	AT	Region	England
% of FP17s for the same patient ID Re-attending within 3 months - Children	153	1,609	9.5%	10.9%	12.8%	11.9%
% of FP17s for the same patient ID Re-attending within 3 months - Adults	517	4,241	12.2%	14.9%	16.5%	15.9%
% of FP17s for the same patient ID Re-attending between 3 & 9 months - Children	754	1,609	46.9%	61.0%	59.7%	58.1%
% of FP17s for the same patient ID Re-attending between 3 & 9 months - Adults	1,420	4,241	33.5%	54.9%	53.0%	50.6%
% of FP17s for Band 1 Urgent Courses	351	5,691	6.2%	8.6%	9.2%	9.1%
% of FP17s Relating to Free Repair or Replacements	60	5,691	1.1%	0.9%	1.0%	0.8%
% of FP17s Relating to Continuations	133	5,691	2.3%	1.2%	1.2%	1.1%
% of Patients satisfied with the dentistry they have received	15	15	100.0%	91.4%	91.6%	91.4%
% of Patients satisfied with the time they had to wait for an appointment	13	15	86.7%	87.5%	88.1%	87.7%

* This is based on patients treated on this contract for their most recent course of treatment. Figures in italics indicate the base number of FP17s or Patient Questionnaire responses are less than 100. N/A is shown where the base number of responses is less than 10 during the period. % is calculated as Quantity/Base number*100

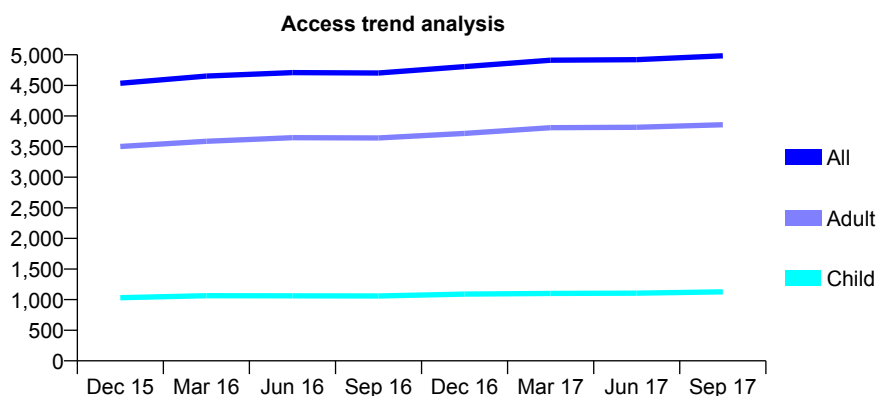
Q52 - Vital Signs At a Glance Contract Report for 151211/0002 - September 2017

Name or company name	Milne, Spencer & Harris Dental Surgeons
Contract type name	GDS Contract
Purpose of contract	General and Orthodontic
Contract start date	01/04/2010
Contract end date	

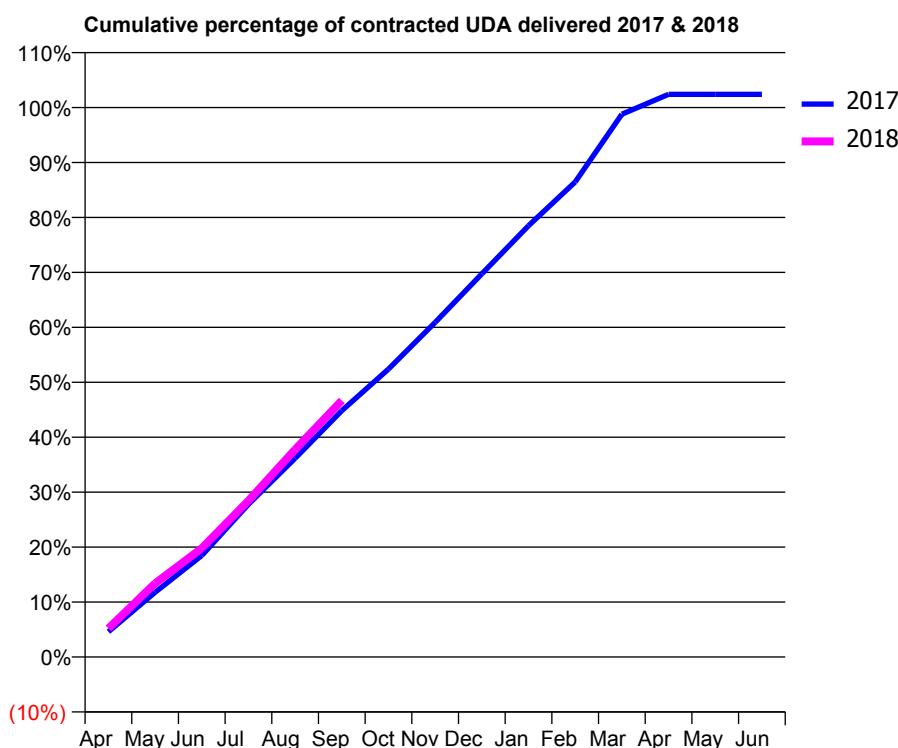
17/18 Contracted general activity (UDA)	11,795
Carry forward general activity (UDA)	0
17/18 Contracted orthodontic activity (UOA)	441
Carry forward orthodontic activity (UOA)	0
Baseline contract value	£404,819.33

ACCESS*

Patients seen in 24 months	Total	Change since previous quarter
Quarter ending September 2016	4,702	
Quarter ending December 2016	4,807	↑
Quarter ending March 2017	4,911	↑
Quarter ending June 2017	4,921	→
Quarter ending September 2017	4,984	→
Variance since September 2016	6.0%	↑



ACTIVITY



Month	Adjusted Scheduled Activity (UDA)	
	2017	2018
April	542	614
May	1,391	1,582
June	2,178	2,334
July	3,279	3,357
August	4,267	4,454
September	5,288	5,507
October	6,181	
November	7,183	
December	8,224	
January	9,259	
February	10,197	
March	11,651	
April	12,077	
May	12,078	
June	12,078	

QUALITY

	Quantity	Base Number	Contract	AT	Region	England
% of FP17s for the same patient ID Re-attending within 3 months - Children	127	922	13.8%	10.9%	12.8%	11.9%
% of FP17s for the same patient ID Re-attending within 3 months - Adults	273	2,146	12.7%	14.9%	16.5%	15.9%
% of FP17s for the same patient ID Re-attending between 3 & 9 months - Children	456	922	49.5%	61.0%	59.7%	58.1%
% of FP17s for the same patient ID Re-attending between 3 & 9 months - Adults	613	2,146	28.6%	54.9%	53.0%	50.6%
% of FP17s for Band 1 Urgent Courses	205	2,849	7.2%	8.6%	9.2%	9.1%
% of FP17s Relating to Free Repair or Replacements	31	2,849	1.1%	0.9%	1.0%	0.8%
% of FP17s Relating to Continuations	90	2,849	3.2%	1.2%	1.2%	1.1%
% of Patients satisfied with the dentistry they have received	3	3	N/A	91.4%	91.6%	91.4%
% of Patients satisfied with the time they had to wait for an appointment	2	3	N/A	87.5%	88.1%	87.7%

* This is based on patients treated on this contract for their most recent course of treatment. Figures in italics indicate the base number of FP17s or Patient Questionnaire responses are less than 100. N/A is shown where the base number of responses is less than 10 during the period. % is calculated as Quantity/Base number*100

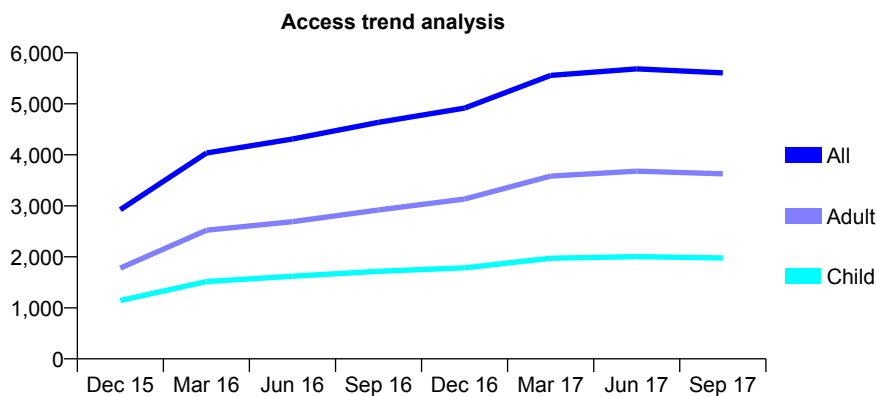
Q52 - Vital Signs At a Glance Contract Report for 151386/0002 - September 2017

Name or company name	The Centre of Advanced Dentistry Yorkshire
Contract type name	GDS Contract
Purpose of contract	General
Contract start date	01/07/2015
Contract end date	

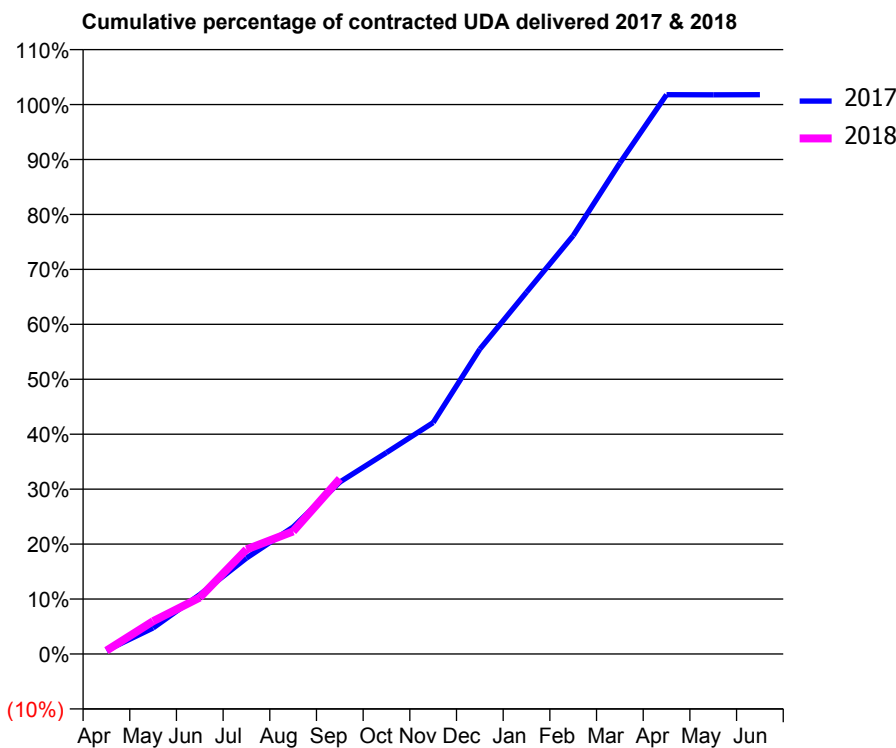
17/18 Contracted general activity (UDA)	21,059
Carry forward general activity (UDA)	0
17/18 Contracted orthodontic activity (UOA)	0
Carry forward orthodontic activity (UOA)	0
Baseline contract value	£494,869.54

ACCESS*

Patients seen in 24 months	Total	Change since previous quarter
Quarter ending September 2016	4,636	
Quarter ending December 2016	4,917	↑
Quarter ending March 2017	5,556	↑
Quarter ending June 2017	5,685	↑
Quarter ending September 2017	5,606	↓
Variance since September 2016	20.9%	↑



ACTIVITY



Month	Adjusted Scheduled Activity (UDA)	
	2017	2018
April	134	130
May	1,001	1,260
June	2,276	2,162
July	3,675	4,009
August	4,868	4,698
September	6,591	6,718
October	7,718	
November	8,869	
December	11,686	
January	13,868	
February	16,035	
March	18,817	
April	21,434	
May	21,432	
June	21,435	

QUALITY

	Quantity	Base Number	Contract	AT	Region	England
% of FP17s for the same patient ID Re-attending within 3 months - Children	87	1,181	7.4%	10.9%	12.8%	11.9%
% of FP17s for the same patient ID Re-attending within 3 months - Adults	386	2,156	17.9%	14.9%	16.5%	15.9%
% of FP17s for the same patient ID Re-attending between 3 & 9 months - Children	576	1,181	48.8%	61.0%	59.7%	58.1%
% of FP17s for the same patient ID Re-attending between 3 & 9 months - Adults	987	2,156	45.8%	54.9%	53.0%	50.6%
% of FP17s for Band 1 Urgent Courses	239	2,734	8.7%	8.6%	9.2%	9.1%
% of FP17s Relating to Free Repair or Replacements	7	2,734	0.3%	0.9%	1.0%	0.8%
% of FP17s Relating to Continuations	5	2,734	0.2%	1.2%	1.2%	1.1%
% of Patients satisfied with the dentistry they have received	7	7	N/A	91.4%	91.6%	91.4%
% of Patients satisfied with the time they had to wait for an appointment	6	7	N/A	87.5%	88.1%	87.7%

* This is based on patients treated on this contract for their most recent course of treatment. Figures in italics indicate the base number of FP17s or Patient Questionnaire responses are less than 100. N/A is shown where the base number of responses is less than 10 during the period. % is calculated as Quantity/Base number*100

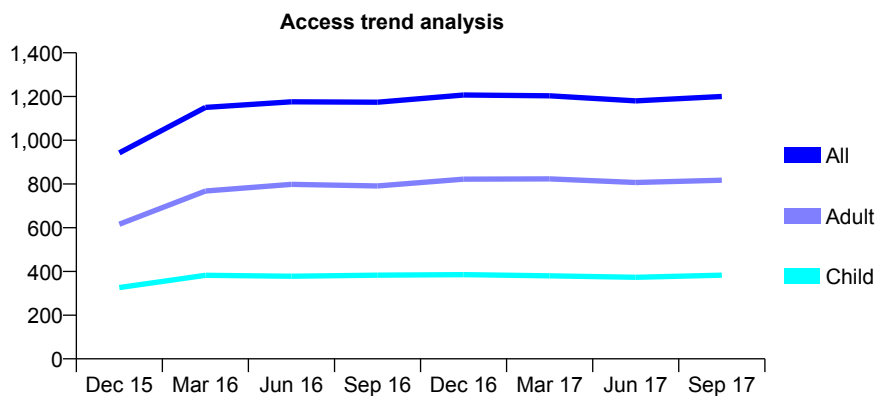
Q52 - Vital Signs At a Glance Contract Report for 151823/0001 - September 2017

Name or company name	Brighthouse Dental Team Ltd
Contract type name	GDS Contract
Purpose of contract	General
Contract start date	26/10/2013
Contract end date	

17/18 Contracted general activity (UDA)	3,400
Carry forward general activity (UDA)	0
17/18 Contracted orthodontic activity (UOA)	0
Carry forward orthodontic activity (UOA)	0
Baseline contract value	£90,967.54

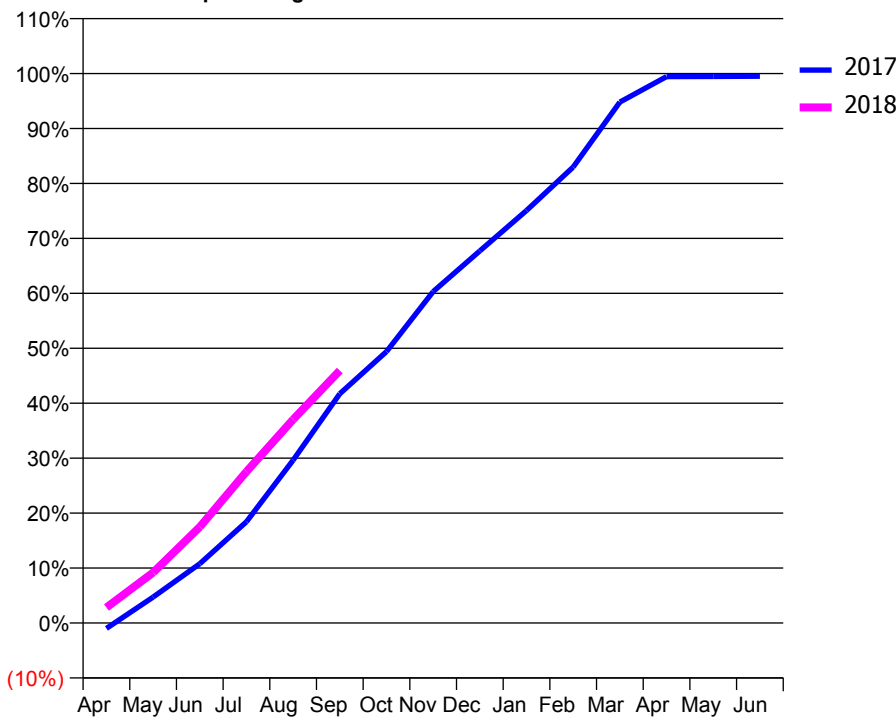
ACCESS*

Patients seen in 24 months	Total	Change since previous quarter
Quarter ending September 2016	1,174	
Quarter ending December 2016	1,207	↑
Quarter ending March 2017	1,203	→
Quarter ending June 2017	1,180	↓
Quarter ending September 2017	1,200	→
Variance since September 2016	2.2%	↑



ACTIVITY

Cumulative percentage of contracted UDA delivered 2017 & 2018



Month	Adjusted Scheduled Activity (UDA)	
	2017	2018
April	-34	96
May	161	312
June	367	595
July	627	937
August	1,008	1,259
September	1,419	1,562
October	1,680	
November	2,051	
December	2,303	
January	2,553	
February	2,822	
March	3,223	
April	3,380	
May	3,381	
June	3,383	

QUALITY

	Quantity	Base Number	Contract	AT	Region	England
% of FP17s for the same patient ID Re-attending within 3 months - Children	11	301	3.7%	10.9%	12.8%	11.9%
% of FP17s for the same patient ID Re-attending within 3 months - Adults	179	760	23.6%	14.9%	16.5%	15.9%
% of FP17s for the same patient ID Re-attending between 3 & 9 months - Children	204	301	67.8%	61.0%	59.7%	58.1%
% of FP17s for the same patient ID Re-attending between 3 & 9 months - Adults	483	760	63.6%	54.9%	53.0%	50.6%
% of FP17s for Band 1 Urgent Courses	72	995	7.2%	8.6%	9.2%	9.1%
% of FP17s Relating to Free Repair or Replacements	8	995	0.8%	0.9%	1.0%	0.8%
% of FP17s Relating to Continuations	3	995	0.3%	1.2%	1.2%	1.1%
% of Patients satisfied with the dentistry they have received	0	0	N/A	91.4%	91.6%	91.4%
% of Patients satisfied with the time they had to wait for an appointment	0	0	N/A	87.5%	88.1%	87.7%

* This is based on patients treated on this contract for their most recent course of treatment. Figures in italics indicate the base number of FP17s or Patient Questionnaire responses are less than 100. N/A is shown where the base number of responses is less than 10 during the period. % is calculated as Quantity/Base number*100

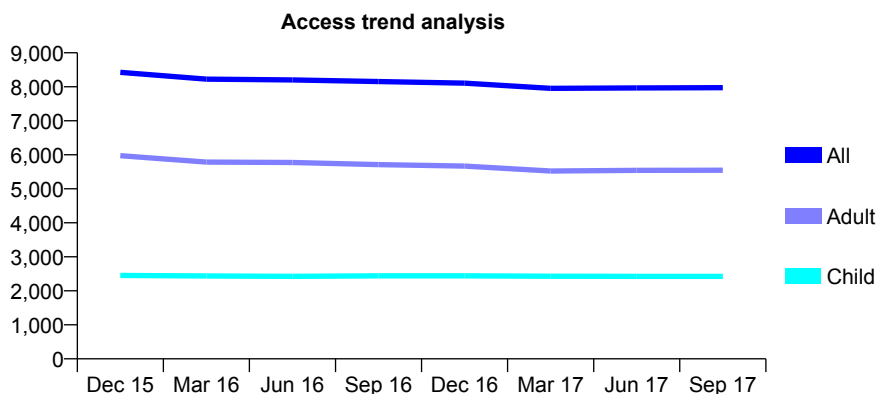
Q52 - Vital Signs At a Glance Contract Report for 154520/0001 - September 2017

Name or company name	K S Hunjan Associates Limited
Contract type name	GDS Contract
Purpose of contract	General
Contract start date	01/04/2010
Contract end date	

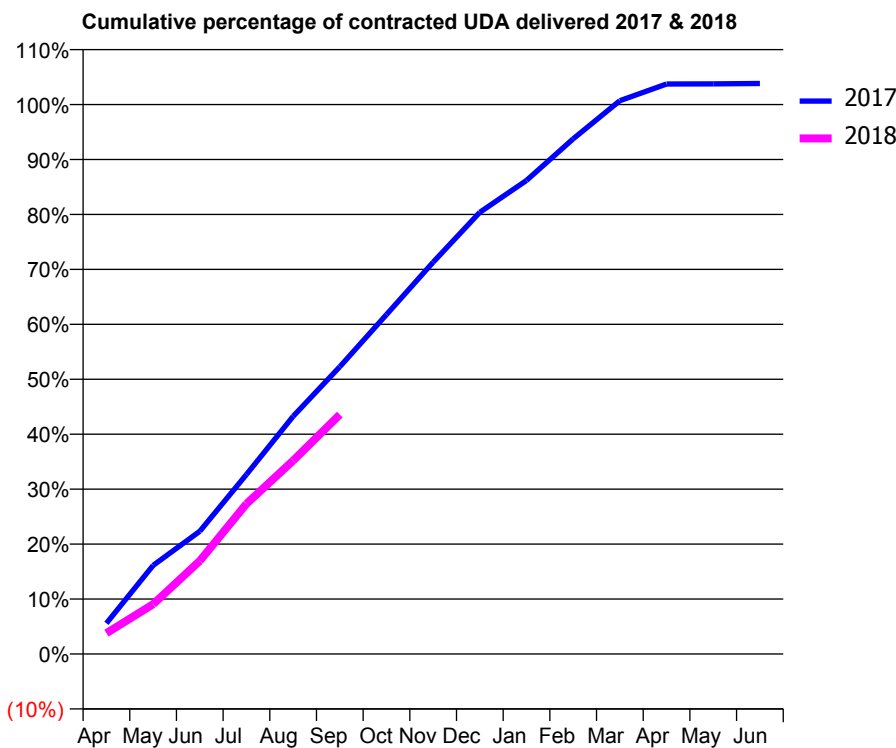
17/18 Contracted general activity (UDA)	25,000
Carry forward general activity (UDA)	0
17/18 Contracted orthodontic activity (UOA)	0
Carry forward orthodontic activity (UOA)	0
Baseline contract value	£794,294.18

ACCESS*

Patients seen in 24 months	Total	Change since previous quarter
Quarter ending September 2016	8,153	
Quarter ending December 2016	8,109	→
Quarter ending March 2017	7,953	↓
Quarter ending June 2017	7,968	→
Quarter ending September 2017	7,976	→
Variance since September 2016	(2.2%)	↓



ACTIVITY



Adjusted Scheduled Activity (UDA)		
Month	2017	2018
April	1,400	947
May	4,030	2,264
June	5,584	4,236
July	8,171	6,836
August	10,812	8,803
September	13,070	10,896
October	15,441	
November	17,829	
December	20,098	
January	21,545	
February	23,436	
March	25,175	
April	25,932	
May	25,940	
June	25,957	

QUALITY

	Quantity	Base Number	Contract	AT	Region	England
% of FP17s for the same patient ID Re-attending within 3 months - Children	197	2,167	9.1%	10.9%	12.8%	11.9%
% of FP17s for the same patient ID Re-attending within 3 months - Adults	700	4,169	16.8%	14.9%	16.5%	15.9%
% of FP17s for the same patient ID Re-attending between 3 & 9 months - Children	1,344	2,167	62.0%	61.0%	59.7%	58.1%
% of FP17s for the same patient ID Re-attending between 3 & 9 months - Adults	2,227	4,169	53.4%	54.9%	53.0%	50.6%
% of FP17s for Band 1 Urgent Courses	563	5,576	10.1%	8.6%	9.2%	9.1%
% of FP17s Relating to Free Repair or Replacements	60	5,576	1.1%	0.9%	1.0%	0.8%
% of FP17s Relating to Continuations	41	5,576	0.7%	1.2%	1.2%	1.1%
% of Patients satisfied with the dentistry they have received	19	20	95.0%	91.4%	91.6%	91.4%
% of Patients satisfied with the time they had to wait for an appointment	19	20	95.0%	87.5%	88.1%	87.7%

* This is based on patients treated on this contract for their most recent course of treatment. Figures in italics indicate the base number of FP17s or Patient Questionnaire responses are less than 100. N/A is shown where the base number of responses is less than 10 during the period. % is calculated as Quantity/Base number*100

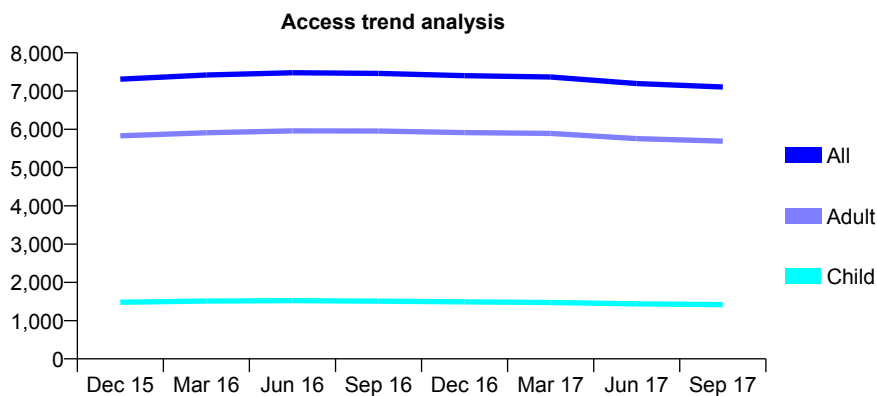
Q52 - Vital Signs At a Glance Contract Report for 154660/0001 - September 2017

Name or company name	Northgate Practice Limited
Contract type name	GDS Contract
Purpose of contract	General
Contract start date	01/06/2011
Contract end date	

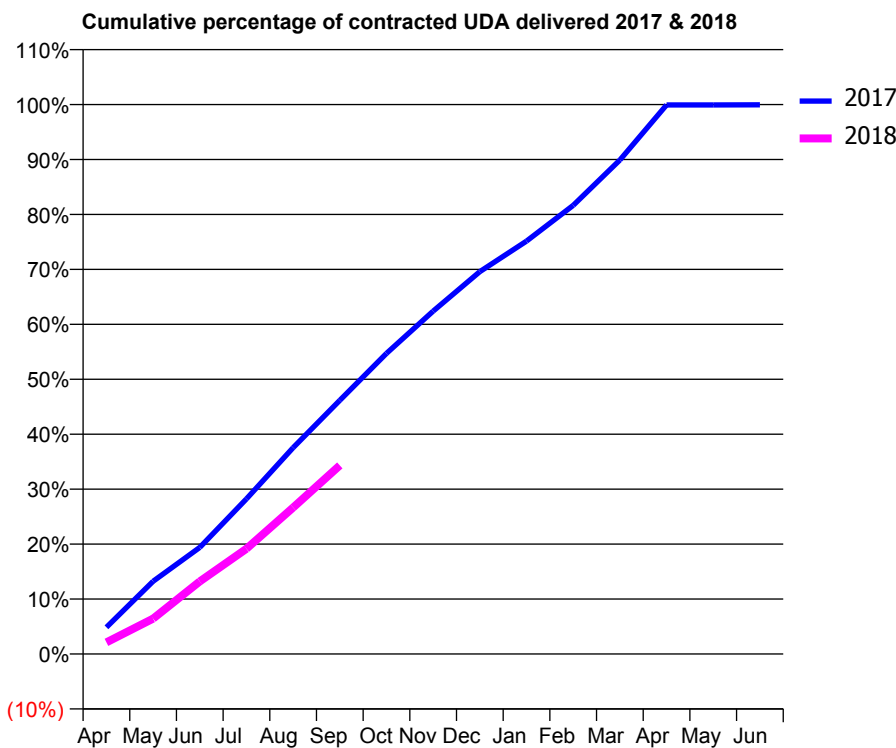
17/18 Contracted general activity (UDA)	20,000
Carry forward general activity (UDA)	0
17/18 Contracted orthodontic activity (UOA)	0
Carry forward orthodontic activity (UOA)	0
Baseline contract value	£772,098.49

ACCESS*

Patients seen in 24 months	Total	Change since previous quarter
Quarter ending September 2016	7,463	
Quarter ending December 2016	7,402	→
Quarter ending March 2017	7,366	→
Quarter ending June 2017	7,197	↓
Quarter ending September 2017	7,107	↓
Variance since September 2016	(4.8%)	↓



ACTIVITY



Month	Adjusted Scheduled Activity (UDA)	
	2017	2018
April	975	426
May	2,647	1,289
June	3,881	2,643
July	5,648	3,831
August	7,510	5,331
September	9,232	6,863
October	10,940	
November	12,480	
December	13,917	
January	15,028	
February	16,327	
March	17,980	
April	19,983	
May	19,986	
June	19,989	

QUALITY

	Quantity	Base Number	Contract	AT	Region	England
% of FP17s for the same patient ID Re-attending within 3 months - Children	75	1,084	6.9%	10.9%	12.8%	11.9%
% of FP17s for the same patient ID Re-attending within 3 months - Adults	516	4,296	12.0%	14.9%	16.5%	15.9%
% of FP17s for the same patient ID Re-attending between 3 & 9 months - Children	691	1,084	63.7%	61.0%	59.7%	58.1%
% of FP17s for the same patient ID Re-attending between 3 & 9 months - Adults	2,753	4,296	64.1%	54.9%	53.0%	50.6%
% of FP17s for Band 1 Urgent Courses	245	4,167	5.9%	8.6%	9.2%	9.1%
% of FP17s Relating to Free Repair or Replacements	42	4,167	1.0%	0.9%	1.0%	0.8%
% of FP17s Relating to Continuations	80	4,167	1.9%	1.2%	1.2%	1.1%
% of Patients satisfied with the dentistry they have received	10	11	90.9%	91.4%	91.6%	91.4%
% of Patients satisfied with the time they had to wait for an appointment	11	11	100.0%	87.5%	88.1%	87.7%

* This is based on patients treated on this contract for their most recent course of treatment. Figures in italics indicate the base number of FP17s or Patient Questionnaire responses are less than 100. N/A is shown where the base number of responses is less than 10 during the period. % is calculated as Quantity/Base number*100

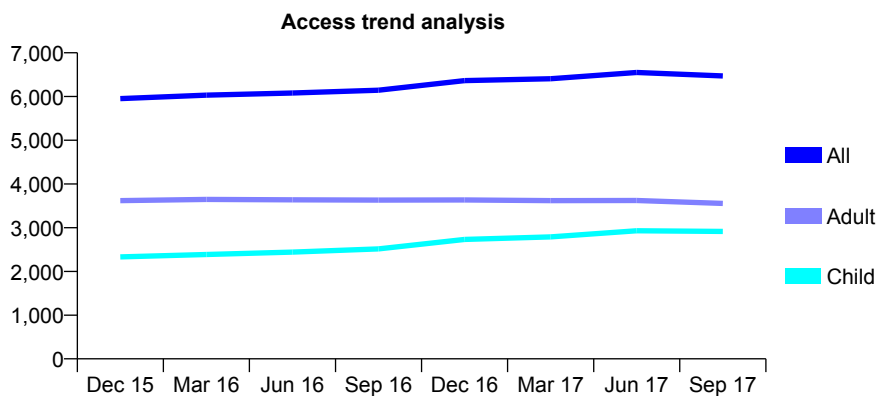
Q52 - Vital Signs At a Glance Contract Report for 156809/0001 - September 2017

Name or company name	Thornhill Dental Surgery Ltd
Contract type name	GDS Contract
Purpose of contract	General
Contract start date	01/10/2012
Contract end date	

17/18 Contracted general activity (UDA)	20,625
Carry forward general activity (UDA)	0
17/18 Contracted orthodontic activity (UOA)	0
Carry forward orthodontic activity (UOA)	0
Baseline contract value	£735,263.21

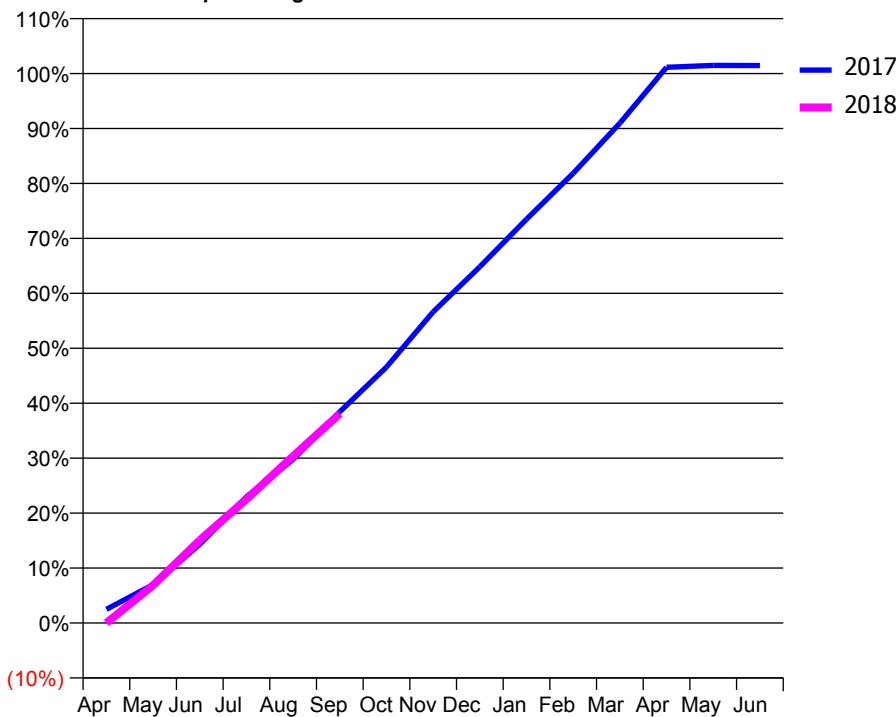
ACCESS*

Patients seen in 24 months	Total	Change since previous quarter
Quarter ending September 2016	6,145	
Quarter ending December 2016	6,365	↑
Quarter ending March 2017	6,406	→
Quarter ending June 2017	6,550	↑
Quarter ending September 2017	6,470	↓
Variance since September 2016	5.3%	↑



ACTIVITY

Cumulative percentage of contracted UDA delivered 2017 & 2018



Month	Adjusted Scheduled Activity (UDA)	
	2017	2018
April	515	5
May	1,455	1,417
June	2,973	3,110
July	4,766	4,648
August	6,184	6,262
September	7,978	7,855
October	9,665	
November	11,752	
December	13,455	
January	15,252	
February	16,985	
March	18,876	
April	20,989	
May	21,057	
June	21,056	

QUALITY

	Quantity	Base Number	Contract	AT	Region	England
% of FP17s for the same patient ID Re-attending within 3 months - Children	248	3,111	8.0%	10.9%	12.8%	11.9%
% of FP17s for the same patient ID Re-attending within 3 months - Adults	217	2,431	8.9%	14.9%	16.5%	15.9%
% of FP17s for the same patient ID Re-attending between 3 & 9 months - Children	2,252	3,111	72.4%	61.0%	59.7%	58.1%
% of FP17s for the same patient ID Re-attending between 3 & 9 months - Adults	1,658	2,431	68.2%	54.9%	53.0%	50.6%
% of FP17s for Band 1 Urgent Courses	182	4,457	4.1%	8.6%	9.2%	9.1%
% of FP17s Relating to Free Repair or Replacements	36	4,457	0.8%	0.9%	1.0%	0.8%
% of FP17s Relating to Continuations	19	4,457	0.4%	1.2%	1.2%	1.1%
% of Patients satisfied with the dentistry they have received	24	29	82.8%	91.4%	91.6%	91.4%
% of Patients satisfied with the time they had to wait for an appointment	24	29	82.8%	87.5%	88.1%	87.7%

* This is based on patients treated on this contract for their most recent course of treatment. Figures in italics indicate the base number of FP17s or Patient Questionnaire responses are less than 100. N/A is shown where the base number of responses is less than 10 during the period. % is calculated as Quantity/Base number*100

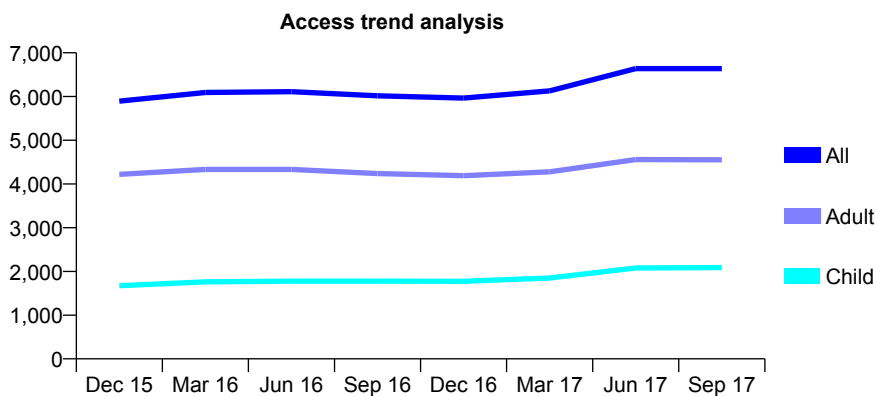
Q52 - Vital Signs At a Glance Contract Report for 158267/0001 - September 2017

Name or company name	WALRUS DENTAL CARE LTD
Contract type name	GDS Contract
Purpose of contract	General
Contract start date	01/10/2009
Contract end date	

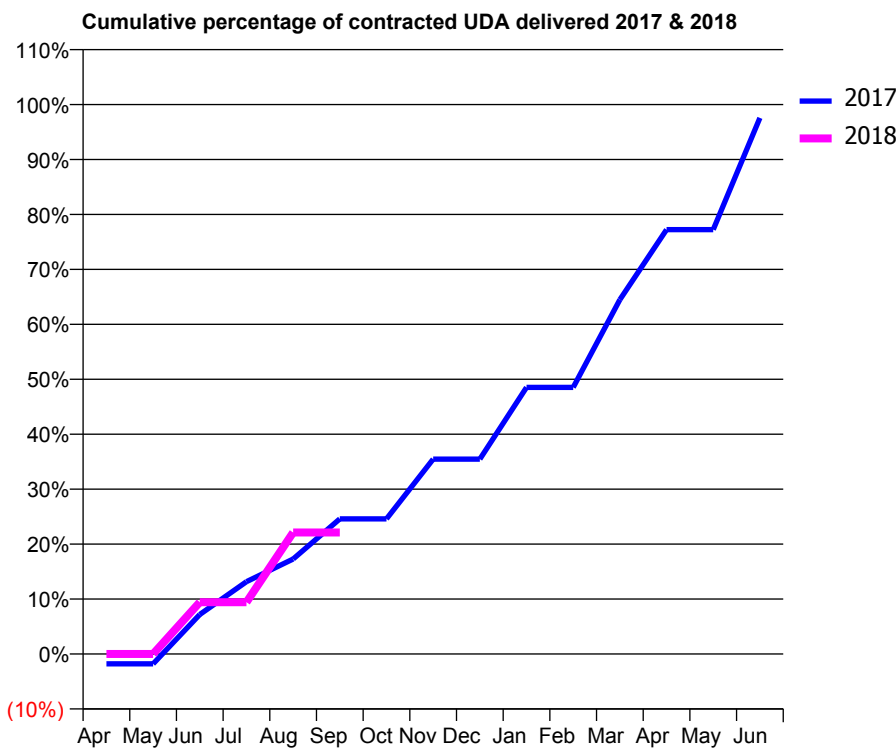
17/18 Contracted general activity (UDA)	21,877
Carry forward general activity (UDA)	0
17/18 Contracted orthodontic activity (UOA)	0
Carry forward orthodontic activity (UOA)	0
Baseline contract value	£622,701.14

ACCESS*

Patients seen in 24 months	Total	Change since previous quarter
Quarter ending September 2016	6,015	
Quarter ending December 2016	5,963	→
Quarter ending March 2017	6,129	↑
Quarter ending June 2017	6,638	↑
Quarter ending September 2017	6,640	→
Variance since September 2016	10.4%	↑



ACTIVITY



Month	Adjusted Scheduled Activity (UDA)	
	2017	2018
April	-389	0
May	-389	0
June	1,550	2,062
July	2,833	2,062
August	3,722	4,838
September	5,296	4,838
October	5,296	
November	7,640	
December	7,640	
January	10,451	
February	10,451	
March	13,894	
April	16,636	
May	16,636	
June	21,013	

QUALITY

	Quantity	Base Number	Contract	AT	Region	England
% of FP17s for the same patient ID Re-attending within 3 months - Children	172	1,838	9.4%	10.9%	12.8%	11.9%
% of FP17s for the same patient ID Re-attending within 3 months - Adults	355	3,245	10.9%	14.9%	16.5%	15.9%
% of FP17s for the same patient ID Re-attending between 3 & 9 months - Children	900	1,838	49.0%	61.0%	59.7%	58.1%
% of FP17s for the same patient ID Re-attending between 3 & 9 months - Adults	1,672	3,245	51.5%	54.9%	53.0%	50.6%
% of FP17s for Band 1 Urgent Courses	185	2,046	9.0%	8.6%	9.2%	9.1%
% of FP17s Relating to Free Repair or Replacements	11	2,046	0.5%	0.9%	1.0%	0.8%
% of FP17s Relating to Continuations	3	2,046	0.1%	1.2%	1.2%	1.1%
% of Patients satisfied with the dentistry they have received	2	3	N/A	91.4%	91.6%	91.4%
% of Patients satisfied with the time they had to wait for an appointment	3	3	N/A	87.5%	88.1%	87.7%

* This is based on patients treated on this contract for their most recent course of treatment. Figures in italics indicate the base number of FP17s or Patient Questionnaire responses are less than 100. N/A is shown where the base number of responses is less than 10 during the period. % is calculated as Quantity/Base number*100

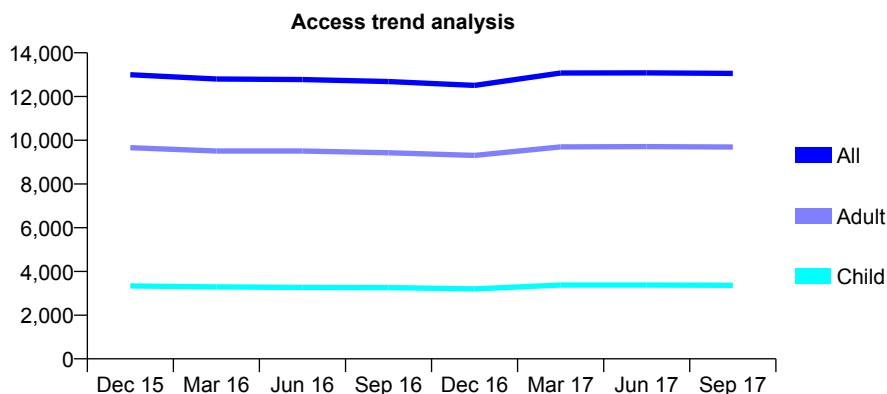
Q52 - Vital Signs At a Glance Contract Report for 159492/0001 - September 2017

Name or company name	James Taylor & Partners Ltd
Contract type name	GDS Contract
Purpose of contract	General
Contract start date	01/11/2010
Contract end date	

17/18 Contracted general activity (UDA)	42,343
Carry forward general activity (UDA)	0
17/18 Contracted orthodontic activity (UOA)	0
Carry forward orthodontic activity (UOA)	0
Baseline contract value	£1,148,024.02

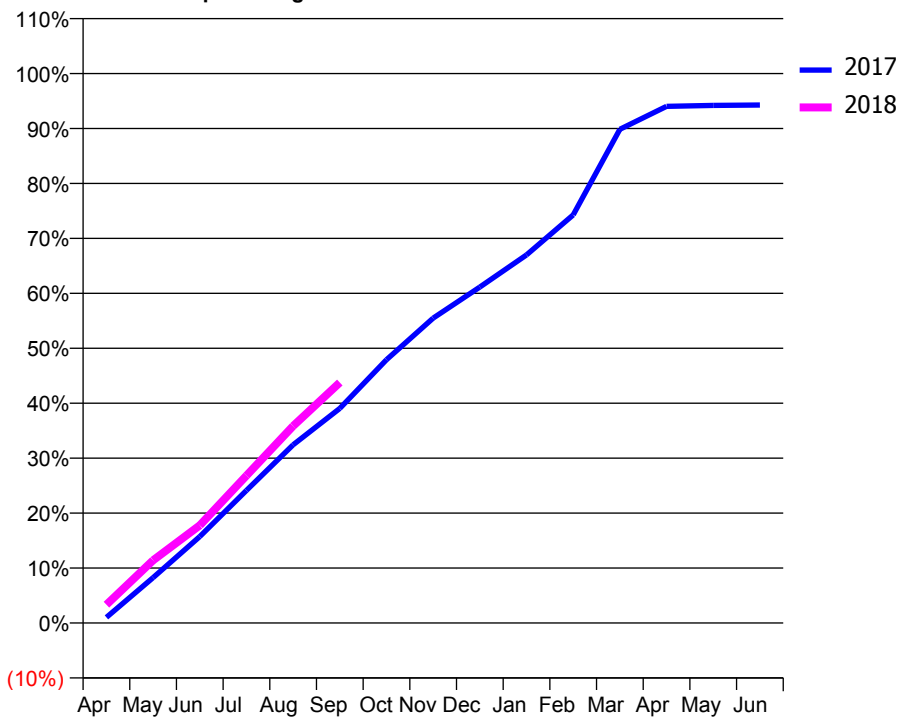
ACCESS*

Patients seen in 24 months	Total	Change since previous quarter
Quarter ending September 2016	12,685	
Quarter ending December 2016	12,507	↓
Quarter ending March 2017	13,074	↑
Quarter ending June 2017	13,080	→
Quarter ending September 2017	13,057	→
Variance since September 2016	2.9%	↑



ACTIVITY

Cumulative percentage of contracted UDA delivered 2017 & 2018



Month	Adjusted Scheduled Activity (UDA)	
	2017	2018
April	433	1,416
May	3,503	4,835
June	6,660	7,525
July	10,222	11,355
August	13,734	15,182
September	16,535	18,533
October	20,284	
November	23,498	
December	25,886	
January	28,364	
February	31,447	
March	38,044	
April	39,808	
May	39,880	
June	39,915	

QUALITY

	Quantity	Base Number	Contract	AT	Region	England
% of FP17s for the same patient ID Re-attending within 3 months - Children	308	2,949	10.4%	10.9%	12.8%	11.9%
% of FP17s for the same patient ID Re-attending within 3 months - Adults	953	7,434	12.8%	14.9%	16.5%	15.9%
% of FP17s for the same patient ID Re-attending between 3 & 9 months - Children	1,920	2,949	65.1%	61.0%	59.7%	58.1%
% of FP17s for the same patient ID Re-attending between 3 & 9 months - Adults	4,579	7,434	61.6%	54.9%	53.0%	50.6%
% of FP17s for Band 1 Urgent Courses	528	8,872	6.0%	8.6%	9.2%	9.1%
% of FP17s Relating to Free Repair or Replacements	54	8,872	0.6%	0.9%	1.0%	0.8%
% of FP17s Relating to Continuations	62	8,872	0.7%	1.2%	1.2%	1.1%
% of Patients satisfied with the dentistry they have received	18	19	94.7%	91.4%	91.6%	91.4%
% of Patients satisfied with the time they had to wait for an appointment	14	19	73.7%	87.5%	88.1%	87.7%

* This is based on patients treated on this contract for their most recent course of treatment. Figures in italics indicate the base number of FP17s or Patient Questionnaire responses are less than 100. N/A is shown where the base number of responses is less than 10 during the period. % is calculated as Quantity/Base number*100

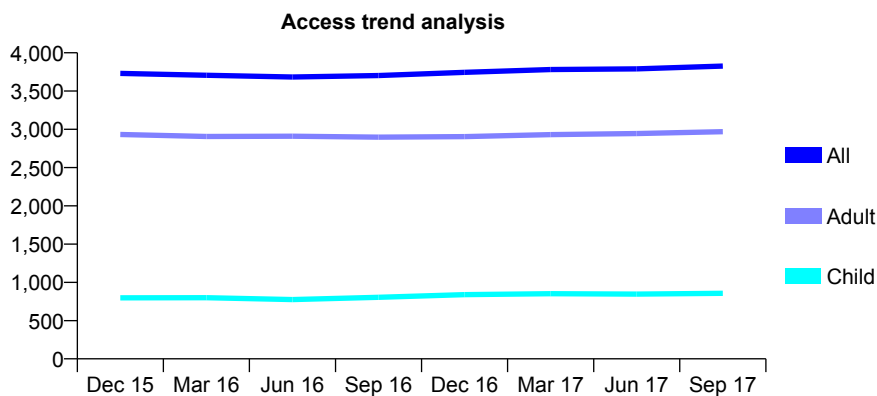
Q52 - Vital Signs At a Glance Contract Report for 159778/0001 - September 2017

Name or company name	Yorkshire Smiles Limited
Contract type name	GDS Contract
Purpose of contract	General
Contract start date	01/07/2012
Contract end date	

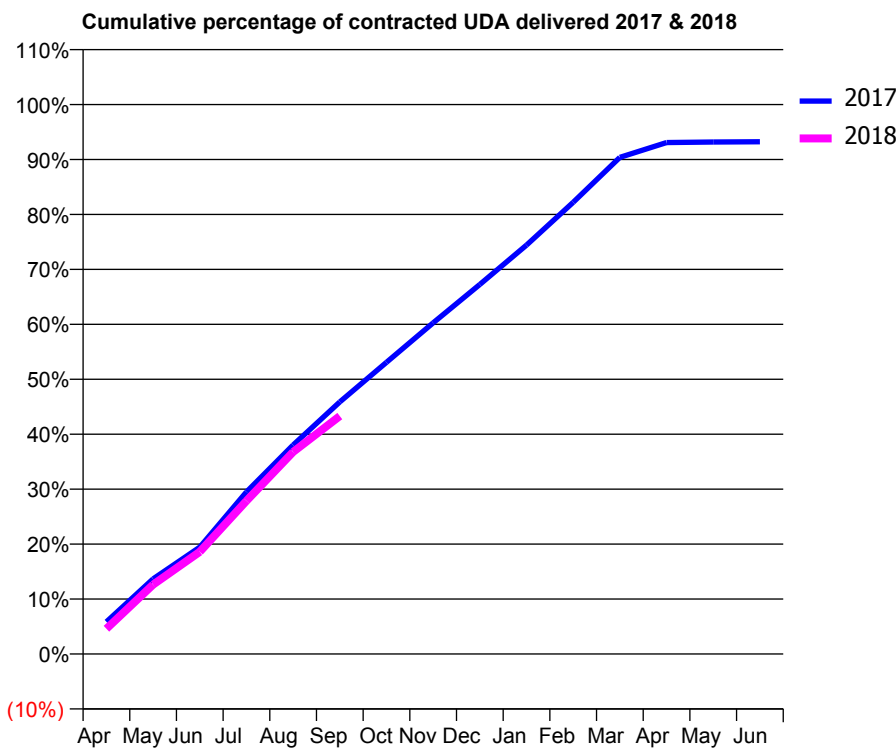
17/18 Contracted general activity (UDA)	16,750
Carry forward general activity (UDA)	0
17/18 Contracted orthodontic activity (UOA)	0
Carry forward orthodontic activity (UOA)	0
Baseline contract value	£480,286.44

ACCESS*

Patients seen in 24 months	Total	Change since previous quarter
Quarter ending September 2016	3,702	
Quarter ending December 2016	3,744	→
Quarter ending March 2017	3,782	→
Quarter ending June 2017	3,790	→
Quarter ending September 2017	3,826	→
Variance since September 2016	3.3%	↑



ACTIVITY



Month	Adjusted Scheduled Activity (UDA)	
	2017	2018
April	981	771
May	2,292	2,117
June	3,258	3,117
July	4,942	4,669
August	6,371	6,159
September	7,684	7,253
October	8,890	
November	10,095	
December	11,264	
January	12,464	
February	13,769	
March	15,139	
April	15,590	
May	15,607	
June	15,614	

QUALITY

	Quantity	Base Number	Contract	AT	Region	England
% of FP17s for the same patient ID Re-attending within 3 months - Children	71	647	11.0%	10.9%	12.8%	11.9%
% of FP17s for the same patient ID Re-attending within 3 months - Adults	428	2,383	18.0%	14.9%	16.5%	15.9%
% of FP17s for the same patient ID Re-attending between 3 & 9 months - Children	371	647	57.3%	61.0%	59.7%	58.1%
% of FP17s for the same patient ID Re-attending between 3 & 9 months - Adults	1,447	2,383	60.7%	54.9%	53.0%	50.6%
% of FP17s for Band 1 Urgent Courses	203	2,838	7.2%	8.6%	9.2%	9.1%
% of FP17s Relating to Free Repair or Replacements	19	2,838	0.7%	0.9%	1.0%	0.8%
% of FP17s Relating to Continuations	105	2,838	3.7%	1.2%	1.2%	1.1%
% of Patients satisfied with the dentistry they have received	10	11	90.9%	91.4%	91.6%	91.4%
% of Patients satisfied with the time they had to wait for an appointment	11	11	100.0%	87.5%	88.1%	87.7%

* This is based on patients treated on this contract for their most recent course of treatment. Figures in italics indicate the base number of FP17s or Patient Questionnaire responses are less than 100. N/A is shown where the base number of responses is less than 10 during the period. % is calculated as Quantity/Base number*100

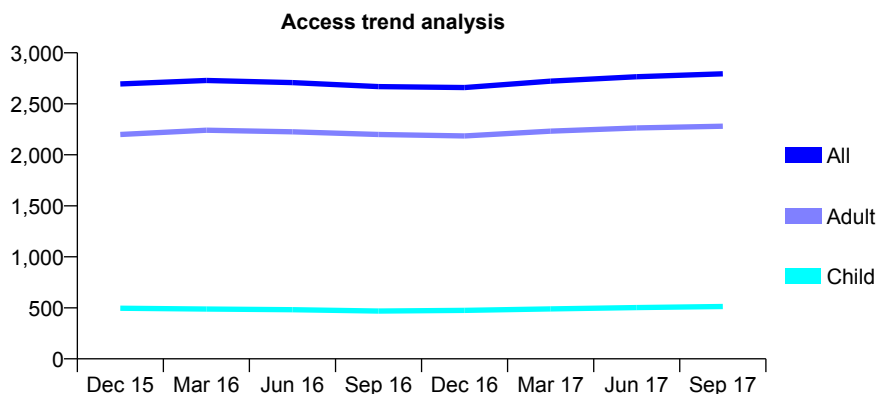
Q52 - Vital Signs At a Glance Contract Report for 160962/0001 - September 2017

Name or company name	Chris Anderson Dental Surgeon Limited
Contract type name	GDS Contract
Purpose of contract	General
Contract start date	01/05/2012
Contract end date	

17/18 Contracted general activity (UDA)	5,910
Carry forward general activity (UDA)	0
17/18 Contracted orthodontic activity (UOA)	0
Carry forward orthodontic activity (UOA)	0
Baseline contract value	£176,241.90

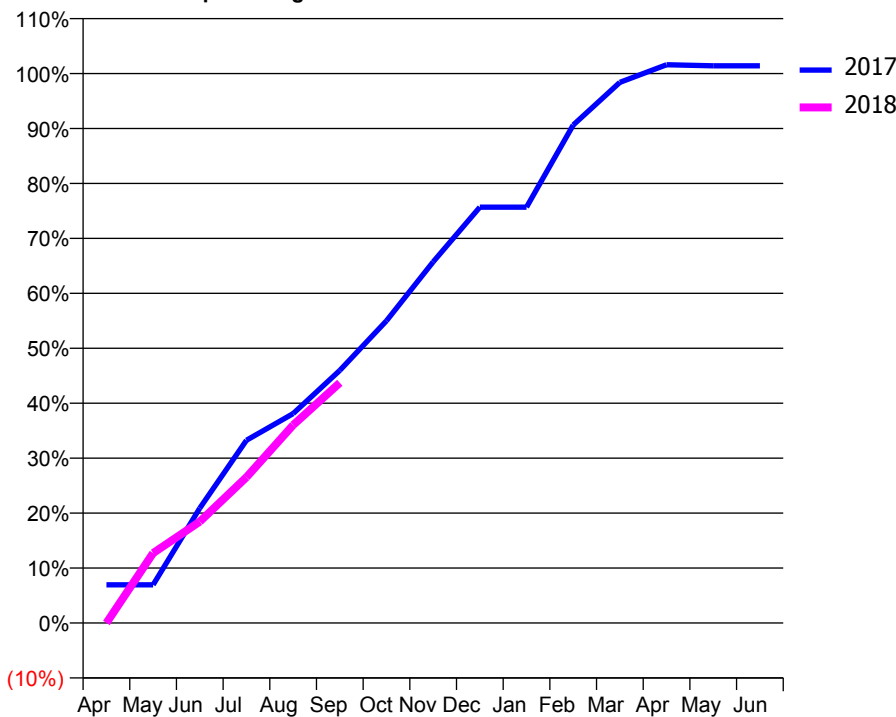
ACCESS*

Patients seen in 24 months	Total	Change since previous quarter
Quarter ending September 2016	2,668	
Quarter ending December 2016	2,660	→
Quarter ending March 2017	2,722	↑
Quarter ending June 2017	2,766	→
Quarter ending September 2017	2,794	→
Variance since September 2016	4.7%	↑



ACTIVITY

Cumulative percentage of contracted UDA delivered 2017 & 2018



Adjusted Scheduled Activity (UDA)

Month	2017	2018
April	412	0
May	412	753
June	1,235	1,091
July	1,966	1,568
August	2,253	2,129
September	2,718	2,584
October	3,250	
November	3,884	
December	4,472	
January	4,472	
February	5,355	
March	5,815	
April	6,005	
May	5,993	
June	5,993	

QUALITY

	Quantity	Base Number	Contract	AT	Region	England
% of FP17s for the same patient ID Re-attending within 3 months - Children	11	338	3.3%	10.9%	12.8%	11.9%
% of FP17s for the same patient ID Re-attending within 3 months - Adults	123	1,429	8.6%	14.9%	16.5%	15.9%
% of FP17s for the same patient ID Re-attending between 3 & 9 months - Children	157	338	46.4%	61.0%	59.7%	58.1%
% of FP17s for the same patient ID Re-attending between 3 & 9 months - Adults	747	1,429	52.3%	54.9%	53.0%	50.6%
% of FP17s for Band 1 Urgent Courses	51	1,177	4.3%	8.6%	9.2%	9.1%
% of FP17s Relating to Free Repair or Replacements	5	1,177	0.4%	0.9%	1.0%	0.8%
% of FP17s Relating to Continuations	15	1,177	1.3%	1.2%	1.2%	1.1%
% of Patients satisfied with the dentistry they have received	4	4	N/A	91.4%	91.6%	91.4%
% of Patients satisfied with the time they had to wait for an appointment	3	4	N/A	87.5%	88.1%	87.7%

* This is based on patients treated on this contract for their most recent course of treatment. Figures in italics indicate the base number of FP17s or Patient Questionnaire responses are less than 100. N/A is shown where the base number of responses is less than 10 during the period. % is calculated as Quantity/Base number*100

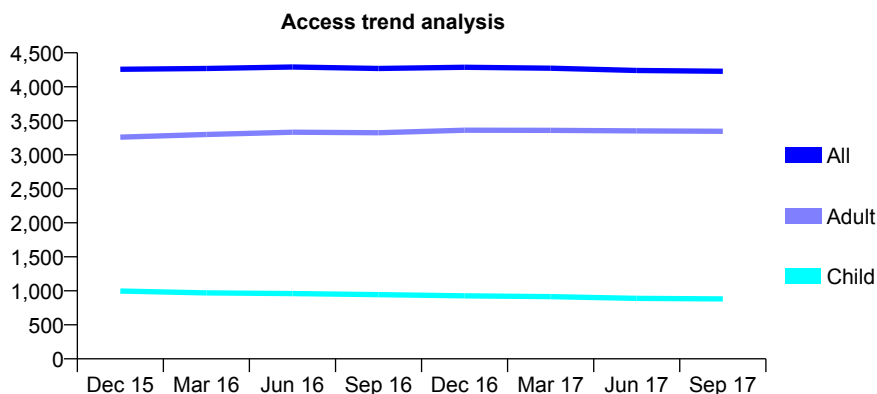
Q52 - Vital Signs At a Glance Contract Report for 161071/0001 - September 2017

Name or company name	Nichols and Fisher Dental Care
Contract type name	GDS Contract
Purpose of contract	General
Contract start date	01/08/2006
Contract end date	

17/18 Contracted general activity (UDA)	11,228
Carry forward general activity (UDA)	0
17/18 Contracted orthodontic activity (UOA)	0
Carry forward orthodontic activity (UOA)	0
Baseline contract value	£388,671.60

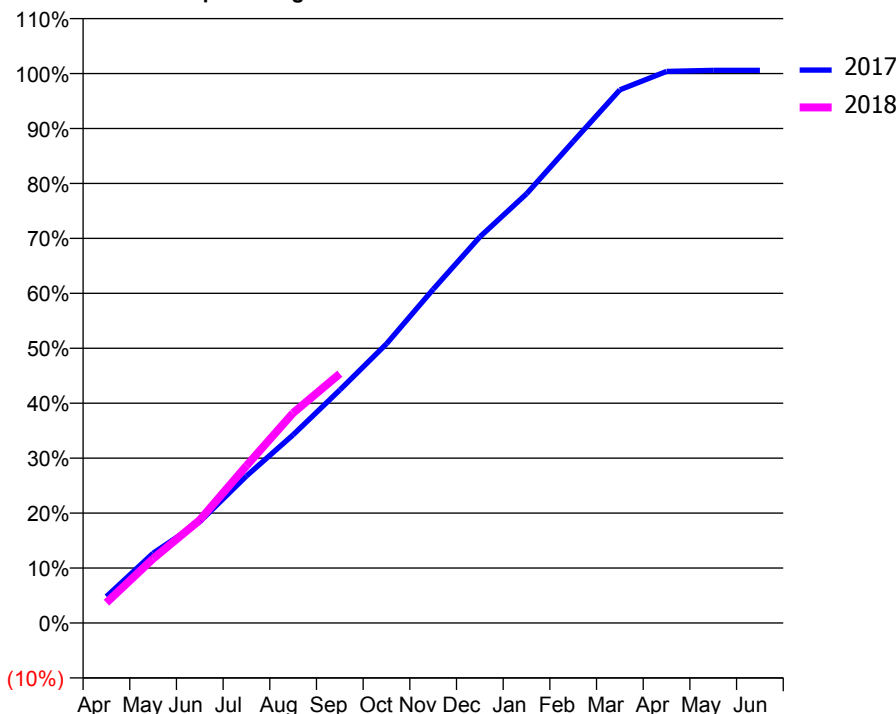
ACCESS*

Patients seen in 24 months	Total	Change since previous quarter
Quarter ending September 2016	4,269	
Quarter ending December 2016	4,287	→
Quarter ending March 2017	4,274	→
Quarter ending June 2017	4,241	→
Quarter ending September 2017	4,228	→
Variance since September 2016	(1.0%)	→



ACTIVITY

Cumulative percentage of contracted UDA delivered 2017 & 2018



Month	Adjusted Scheduled Activity (UDA)	
	2017	2018
April	541	416
May	1,426	1,315
June	2,070	2,104
July	3,004	3,215
August	3,847	4,294
September	4,762	5,093
October	5,705	
November	6,818	
December	7,889	
January	8,769	
February	9,836	
March	10,895	
April	11,271	
May	11,291	
June	11,291	

QUALITY

	Quantity	Base Number	Contract	AT	Region	England
% of FP17s for the same patient ID Re-attending within 3 months - Children	39	716	5.4%	10.9%	12.8%	11.9%
% of FP17s for the same patient ID Re-attending within 3 months - Adults	228	1,892	12.1%	14.9%	16.5%	15.9%
% of FP17s for the same patient ID Re-attending between 3 & 9 months - Children	496	716	69.3%	61.0%	59.7%	58.1%
% of FP17s for the same patient ID Re-attending between 3 & 9 months - Adults	784	1,892	41.4%	54.9%	53.0%	50.6%
% of FP17s for Band 1 Urgent Courses	154	2,450	6.3%	8.6%	9.2%	9.1%
% of FP17s Relating to Free Repair or Replacements	34	2,450	1.4%	0.9%	1.0%	0.8%
% of FP17s Relating to Continuations	32	2,450	1.3%	1.2%	1.2%	1.1%
% of Patients satisfied with the dentistry they have received	7	9	N/A	91.4%	91.6%	91.4%
% of Patients satisfied with the time they had to wait for an appointment	9	9	N/A	87.5%	88.1%	87.7%

* This is based on patients treated on this contract for their most recent course of treatment. Figures in italics indicate the base number of FP17s or Patient Questionnaire responses are less than 100. N/A is shown where the base number of responses is less than 10 during the period. % is calculated as Quantity/Base number*100

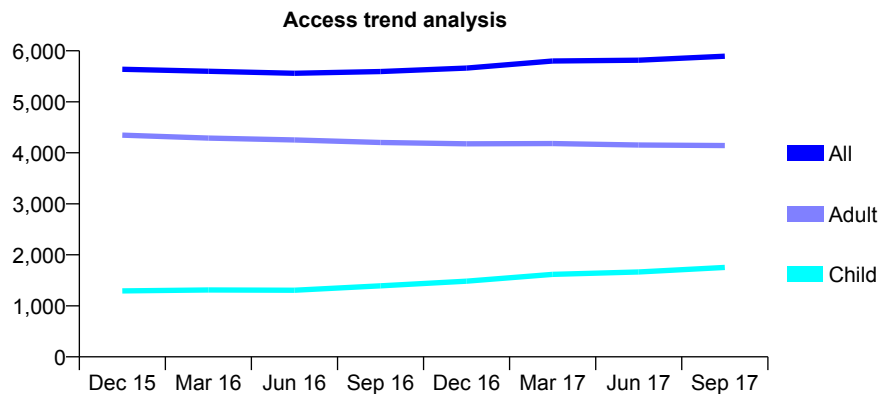
Q52 - Vital Signs At a Glance Contract Report for 161942/0001 - September 2017

Name or company name	Greenhead Dental Practice Limited
Contract type name	GDS Contract
Purpose of contract	General
Contract start date	01/11/2008
Contract end date	

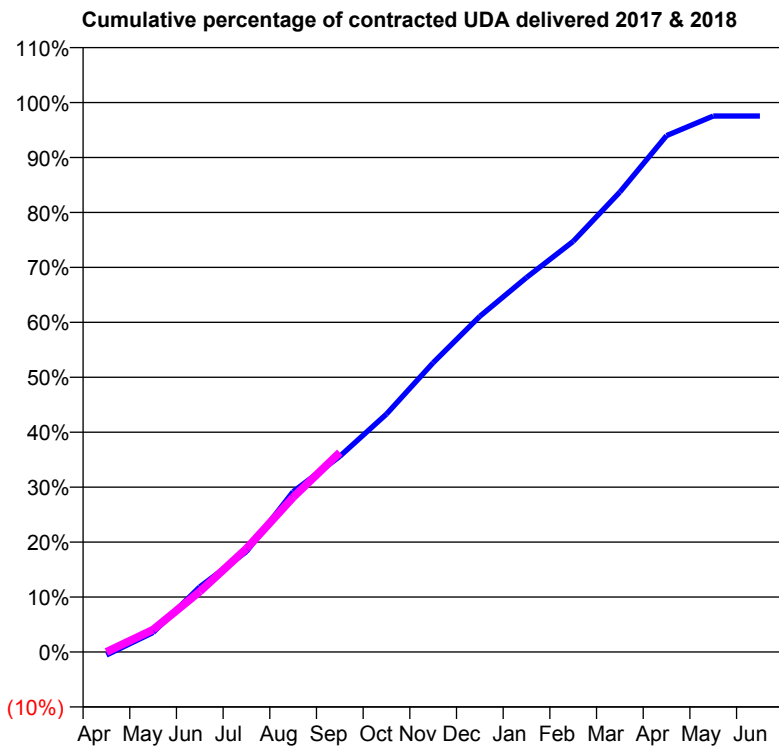
17/18 Contracted general activity (UDA)	18,600
Carry forward general activity (UDA)	0
17/18 Contracted orthodontic activity (UOA)	0
Carry forward orthodontic activity (UOA)	0
Baseline contract value	£478,563.77

ACCESS*

Patients seen in 24 months	Total	Change since previous quarter
Quarter ending September 2016	5,594	
Quarter ending December 2016	5,661	→
Quarter ending March 2017	5,799	↑
Quarter ending June 2017	5,816	→
Quarter ending September 2017	5,894	→
Variance since September 2016	5.4%	↑



ACTIVITY



Month	Adjusted Scheduled Activity (UDA)	
	2017	2018
April	-104	0
May	661	755
June	2,205	2,048
July	3,400	3,501
August	5,429	5,237
September	6,623	6,754
October	8,054	
November	9,793	
December	11,364	
January	12,676	
February	13,900	
March	15,571	
April	17,480	
May	18,141	
June	18,141	

QUALITY

	Quantity	Base Number	Contract	AT	Region	England
% of FP17s for the same patient ID Re-attending within 3 months - Children	120	1,479	8.1%	10.9%	12.8%	11.9%
% of FP17s for the same patient ID Re-attending within 3 months - Adults	556	3,378	16.5%	14.9%	16.5%	15.9%
% of FP17s for the same patient ID Re-attending between 3 & 9 months - Children	879	1,479	59.4%	61.0%	59.7%	58.1%
% of FP17s for the same patient ID Re-attending between 3 & 9 months - Adults	2,149	3,378	63.6%	54.9%	53.0%	50.6%
% of FP17s for Band 1 Urgent Courses	117	3,543	3.3%	8.6%	9.2%	9.1%
% of FP17s Relating to Free Repair or Replacements	37	3,543	1.0%	0.9%	1.0%	0.8%
% of FP17s Relating to Continuations	67	3,543	1.9%	1.2%	1.2%	1.1%
% of Patients satisfied with the dentistry they have received	3	3	N/A	91.4%	91.6%	91.4%
% of Patients satisfied with the time they had to wait for an appointment	3	3	N/A	87.5%	88.1%	87.7%

* This is based on patients treated on this contract for their most recent course of treatment. Figures in italics indicate the base number of FP17s or Patient Questionnaire responses are less than 100. N/A is shown where the base number of responses is less than 10 during the period. % is calculated as Quantity/Base number*100

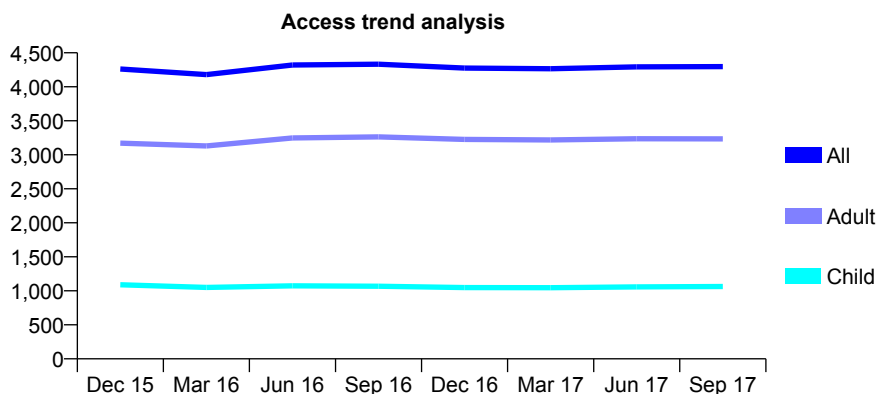
Q52 - Vital Signs At a Glance Contract Report for 162892/0001 - September 2017

Name or company name	Royd House Dental Practice Limited
Contract type name	GDS Contract
Purpose of contract	General
Contract start date	01/04/2007
Contract end date	

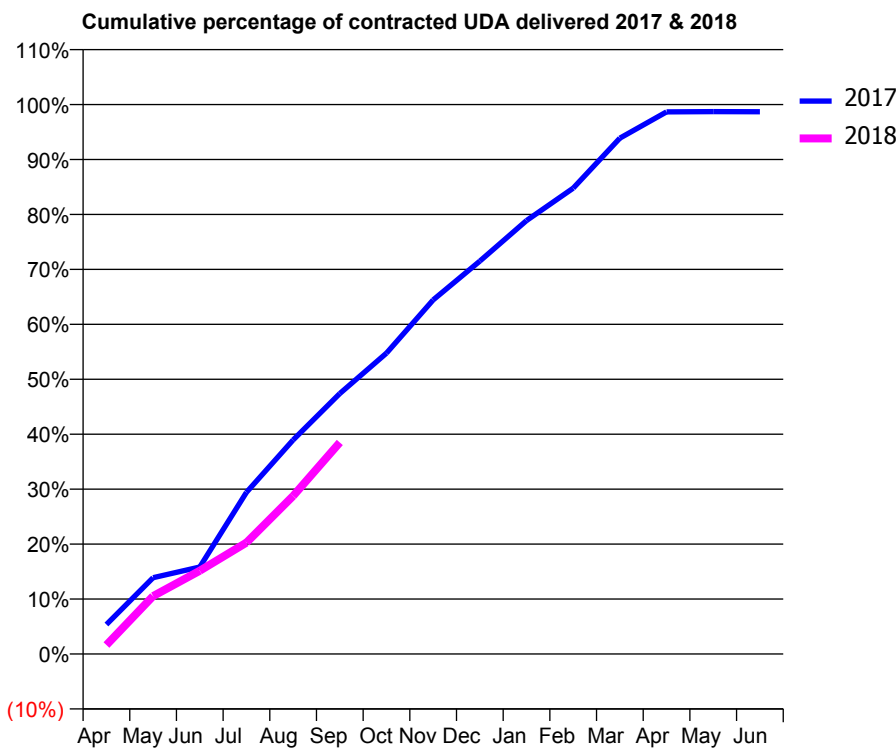
17/18 Contracted general activity (UDA)	12,786
Carry forward general activity (UDA)	0
17/18 Contracted orthodontic activity (UOA)	0
Carry forward orthodontic activity (UOA)	0
Baseline contract value	£298,449.16

ACCESS*

Patients seen in 24 months	Total	Change since previous quarter
Quarter ending September 2016	4,332	
Quarter ending December 2016	4,276	↓
Quarter ending March 2017	4,265	→
Quarter ending June 2017	4,294	→
Quarter ending September 2017	4,298	→
Variance since September 2016	(0.8%)	→



ACTIVITY



Month	Adjusted Scheduled Activity (UDA)	
	2017	2018
April	687	208
May	1,776	1,349
June	2,025	1,938
July	3,764	2,592
August	4,980	3,678
September	6,061	4,922
October	7,000	
November	8,240	
December	9,144	
January	10,086	
February	10,839	
March	12,003	
April	12,613	
May	12,620	
June	12,616	

QUALITY

	Quantity	Base Number	Contract	AT	Region	England
% of FP17s for the same patient ID Re-attending within 3 months - Children	71	973	7.3%	10.9%	12.8%	11.9%
% of FP17s for the same patient ID Re-attending within 3 months - Adults	346	2,751	12.6%	14.9%	16.5%	15.9%
% of FP17s for the same patient ID Re-attending between 3 & 9 months - Children	692	973	71.1%	61.0%	59.7%	58.1%
% of FP17s for the same patient ID Re-attending between 3 & 9 months - Adults	1,927	2,751	70.0%	54.9%	53.0%	50.6%
% of FP17s for Band 1 Urgent Courses	63	2,624	2.4%	8.6%	9.2%	9.1%
% of FP17s Relating to Free Repair or Replacements	37	2,624	1.4%	0.9%	1.0%	0.8%
% of FP17s Relating to Continuations	31	2,624	1.2%	1.2%	1.2%	1.1%
% of Patients satisfied with the dentistry they have received	13	14	92.9%	91.4%	91.6%	91.4%
% of Patients satisfied with the time they had to wait for an appointment	13	14	92.9%	87.5%	88.1%	87.7%

* This is based on patients treated on this contract for their most recent course of treatment. Figures in italics indicate the base number of FP17s or Patient Questionnaire responses are less than 100. N/A is shown where the base number of responses is less than 10 during the period. % is calculated as Quantity/Base number*100

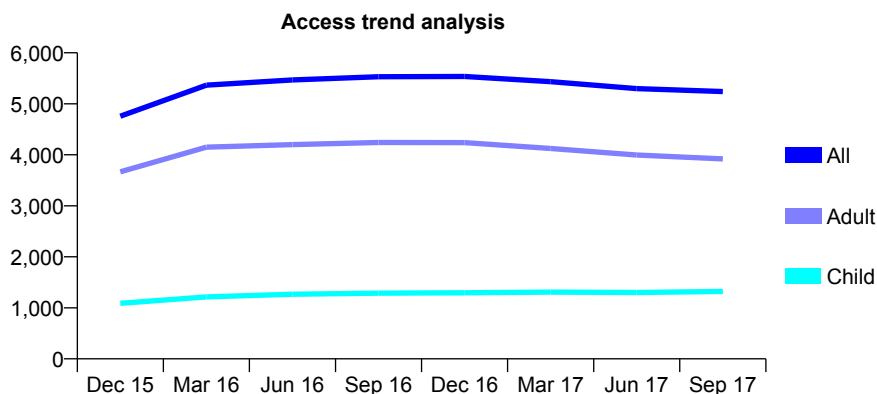
Q52 - Vital Signs At a Glance Contract Report for 162965/0001 - September 2017

Name or company name	Clarendon Dental Spa (Leeds) Ltd
Contract type name	GDS Contract
Purpose of contract	General
Contract start date	01/10/2008
Contract end date	

17/18 Contracted general activity (UDA)	13,200
Carry forward general activity (UDA)	0
17/18 Contracted orthodontic activity (UOA)	0
Carry forward orthodontic activity (UOA)	0
Baseline contract value	£347,668.40

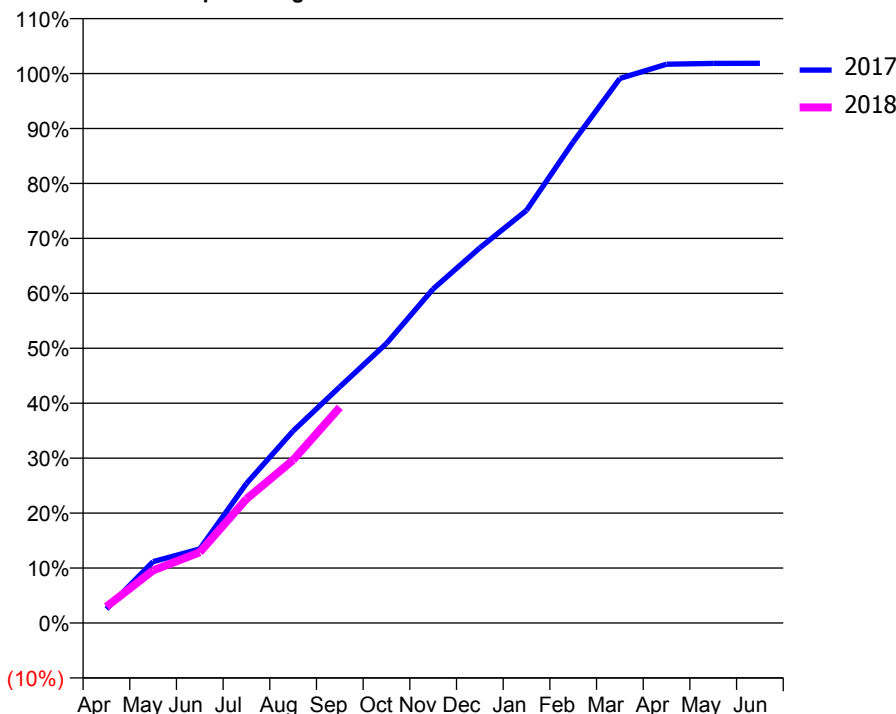
ACCESS*

Patients seen in 24 months	Total	Change since previous quarter
Quarter ending September 2016	5,530	
Quarter ending December 2016	5,535	→
Quarter ending March 2017	5,434	↓
Quarter ending June 2017	5,297	↓
Quarter ending September 2017	5,240	↓
Variance since September 2016	(5.2%)	↓



ACTIVITY

Cumulative percentage of contracted UDA delivered 2017 & 2018



Month	Adjusted Scheduled Activity (UDA)	
	2017	2018
April	338	394
May	1,474	1,265
June	1,779	1,701
July	3,351	2,980
August	4,615	3,916
September	5,675	5,180
October	6,716	
November	8,024	
December	9,011	
January	9,912	
February	11,556	
March	13,081	
April	13,423	
May	13,442	
June	13,444	

QUALITY

	Quantity	Base Number	Contract	AT	Region	England
% of FP17s for the same patient ID Re-attending within 3 months - Children	83	825	10.1%	10.9%	12.8%	11.9%
% of FP17s for the same patient ID Re-attending within 3 months - Adults	341	2,068	16.5%	14.9%	16.5%	15.9%
% of FP17s for the same patient ID Re-attending between 3 & 9 months - Children	458	825	55.5%	61.0%	59.7%	58.1%
% of FP17s for the same patient ID Re-attending between 3 & 9 months - Adults	1,094	2,068	52.9%	54.9%	53.0%	50.6%
% of FP17s for Band 1 Urgent Courses	288	2,744	10.5%	8.6%	9.2%	9.1%
% of FP17s Relating to Free Repair or Replacements	23	2,744	0.8%	0.9%	1.0%	0.8%
% of FP17s Relating to Continuations	18	2,744	0.7%	1.2%	1.2%	1.1%
% of Patients satisfied with the dentistry they have received	3	3	N/A	91.4%	91.6%	91.4%
% of Patients satisfied with the time they had to wait for an appointment	2	3	N/A	87.5%	88.1%	87.7%

* This is based on patients treated on this contract for their most recent course of treatment. Figures in italics indicate the base number of FP17s or Patient Questionnaire responses are less than 100. N/A is shown where the base number of responses is less than 10 during the period. % is calculated as Quantity/Base number*100

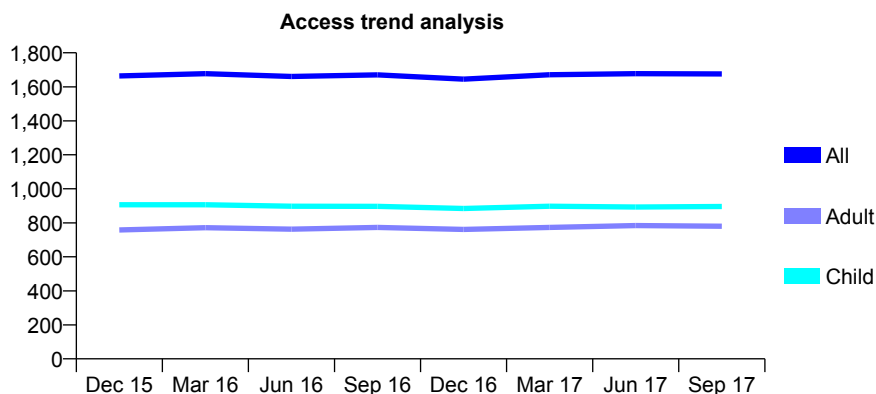
Q52 - Vital Signs At a Glance Contract Report for 164240/0001 - September 2017

Name or company name	Acorn Villas Dental Practice
Contract type name	GDS Contract
Purpose of contract	General
Contract start date	01/04/2013
Contract end date	

17/18 Contracted general activity (UDA)	5,926
Carry forward general activity (UDA)	0
17/18 Contracted orthodontic activity (UOA)	0
Carry forward orthodontic activity (UOA)	0
Baseline contract value	£165,140.39

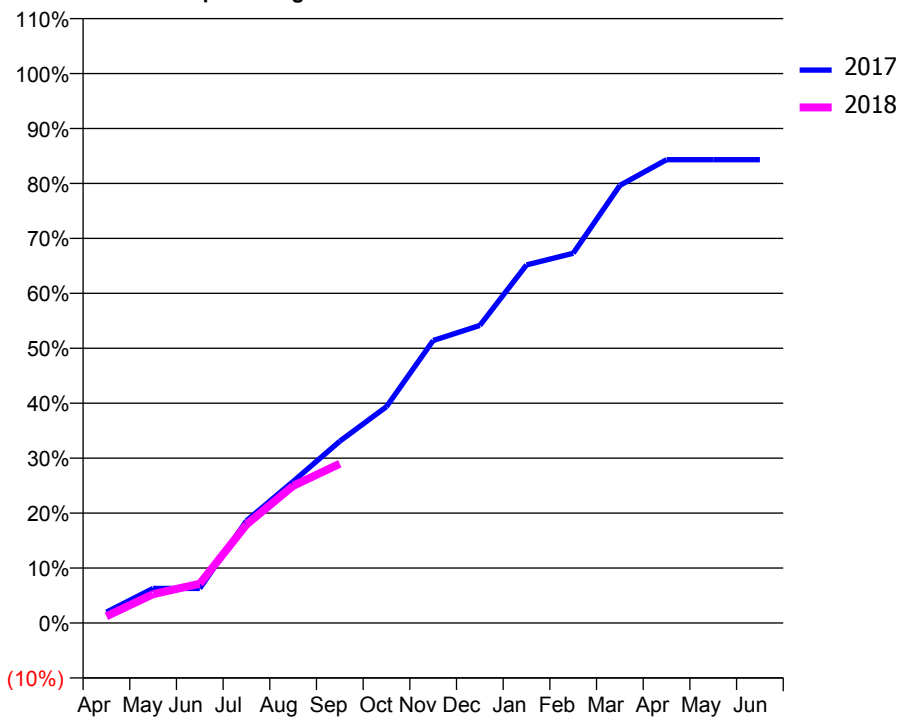
ACCESS*

Patients seen in 24 months	Total	Change since previous quarter
Quarter ending September 2016	1,670	
Quarter ending December 2016	1,645	↓
Quarter ending March 2017	1,671	→
Quarter ending June 2017	1,677	→
Quarter ending September 2017	1,676	→
Variance since September 2016	0.4%	→



ACTIVITY

Cumulative percentage of contracted UDA delivered 2017 & 2018



Month	Adjusted Scheduled Activity (UDA)	
	2017	2018
April	117	73
May	373	311
June	373	423
July	1,102	1,062
August	1,526	1,478
September	1,960	1,718
October	2,334	
November	3,046	
December	3,208	
January	3,862	
February	3,988	
March	4,719	
April	4,996	
May	4,996	
June	4,996	

QUALITY

	Quantity	Base Number	Contract	AT	Region	England
% of FP17s for the same patient ID Re-attending within 3 months - Children	94	834	11.3%	10.9%	12.8%	11.9%
% of FP17s for the same patient ID Re-attending within 3 months - Adults	41	452	9.1%	14.9%	16.5%	15.9%
% of FP17s for the same patient ID Re-attending between 3 & 9 months - Children	586	834	70.3%	61.0%	59.7%	58.1%
% of FP17s for the same patient ID Re-attending between 3 & 9 months - Adults	297	452	65.7%	54.9%	53.0%	50.6%
% of FP17s for Band 1 Urgent Courses	26	1,130	2.3%	8.6%	9.2%	9.1%
% of FP17s Relating to Free Repair or Replacements	3	1,130	0.3%	0.9%	1.0%	0.8%
% of FP17s Relating to Continuations	1	1,130	0.1%	1.2%	1.2%	1.1%
% of Patients satisfied with the dentistry they have received	1	1	N/A	91.4%	91.6%	91.4%
% of Patients satisfied with the time they had to wait for an appointment	1	1	N/A	87.5%	88.1%	87.7%

* This is based on patients treated on this contract for their most recent course of treatment. Figures in italics indicate the base number of FP17s or Patient Questionnaire responses are less than 100. N/A is shown where the base number of responses is less than 10 during the period. % is calculated as Quantity/Base number*100

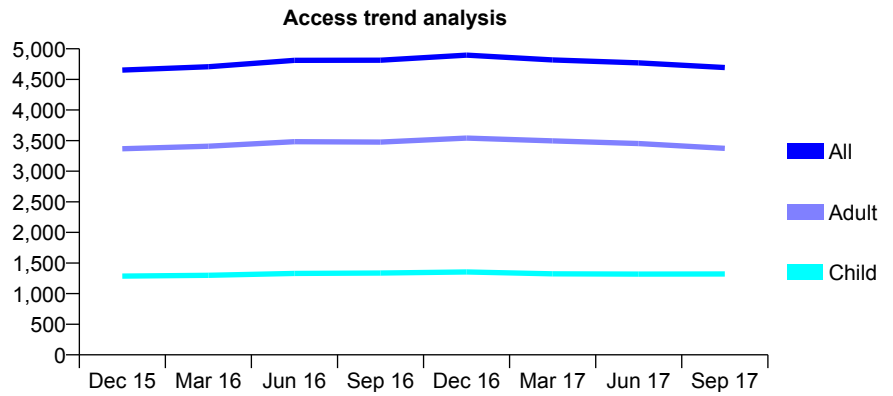
Q52 - Vital Signs At a Glance Contract Report for 164631/0001 - September 2017

Name or company name	Armley Dental Practice Partnership
Contract type name	GDS Contract
Purpose of contract	General
Contract start date	01/05/2013
Contract end date	

17/18 Contracted general activity (UDA)	15,981
Carry forward general activity (UDA)	0
17/18 Contracted orthodontic activity (UOA)	0
Carry forward orthodontic activity (UOA)	0
Baseline contract value	£583,862.12

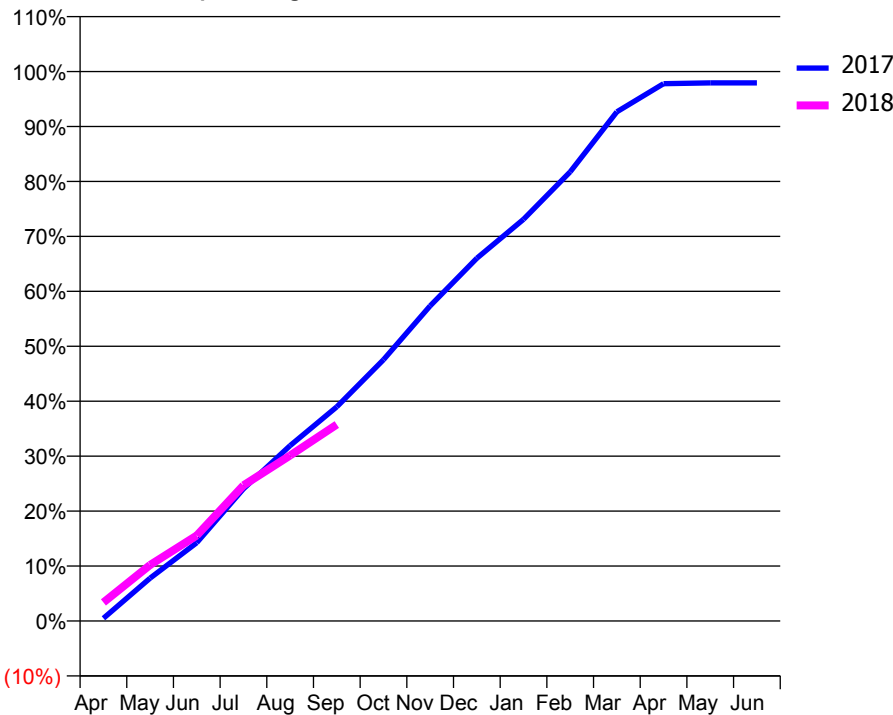
ACCESS*

Patients seen in 24 months	Total	Change since previous quarter
Quarter ending September 2016	4,813	
Quarter ending December 2016	4,896	→
Quarter ending March 2017	4,819	↓
Quarter ending June 2017	4,771	→
Quarter ending September 2017	4,694	↓
Variance since September 2016	(2.5%)	↓



ACTIVITY

Cumulative percentage of contracted UDA delivered 2017 & 2018



Month	Adjusted Scheduled Activity (UDA)	
	2017	2018
April	81	542
May	1,245	1,630
June	2,277	2,488
July	3,843	3,947
August	5,103	4,815
September	6,232	5,713
October	7,600	
November	9,166	
December	10,549	
January	11,683	
February	13,065	
March	14,807	
April	15,625	
May	15,649	
June	15,652	

QUALITY

	Quantity	Base Number	Contract	AT	Region	England
% of FP17s for the same patient ID Re-attending within 3 months - Children	41	887	4.6%	10.9%	12.8%	11.9%
% of FP17s for the same patient ID Re-attending within 3 months - Adults	179	1,962	9.1%	14.9%	16.5%	15.9%
% of FP17s for the same patient ID Re-attending between 3 & 9 months - Children	549	887	61.9%	61.0%	59.7%	58.1%
% of FP17s for the same patient ID Re-attending between 3 & 9 months - Adults	994	1,962	50.7%	54.9%	53.0%	50.6%
% of FP17s for Band 1 Urgent Courses	134	2,596	5.2%	8.6%	9.2%	9.1%
% of FP17s Relating to Free Repair or Replacements	10	2,596	0.4%	0.9%	1.0%	0.8%
% of FP17s Relating to Continuations	33	2,596	1.3%	1.2%	1.2%	1.1%
% of Patients satisfied with the dentistry they have received	1	1	N/A	91.4%	91.6%	91.4%
% of Patients satisfied with the time they had to wait for an appointment	1	1	N/A	87.5%	88.1%	87.7%

* This is based on patients treated on this contract for their most recent course of treatment. Figures in italics indicate the base number of FP17s or Patient Questionnaire responses are less than 100. N/A is shown where the base number of responses is less than 10 during the period. % is calculated as Quantity/Base number*100

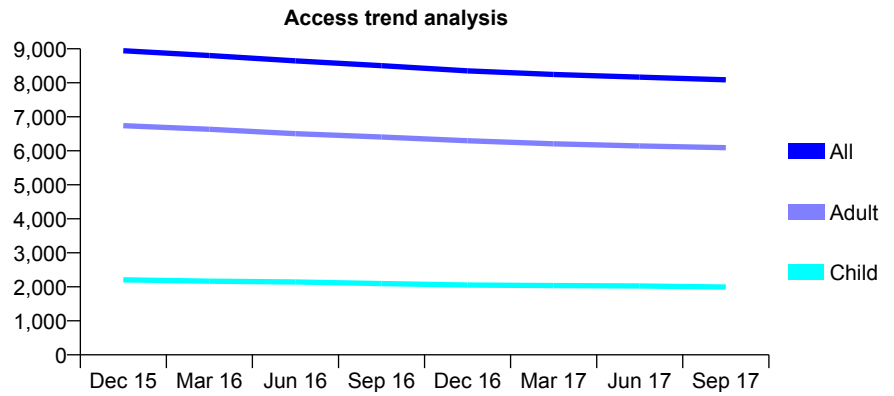
Q52 - Vital Signs At a Glance Contract Report for 165360/0001 - September 2017

Name or company name	Meltham Dental Care Ltd
Contract type name	GDS Contract
Purpose of contract	General
Contract start date	01/04/2010
Contract end date	

17/18 Contracted general activity (UDA)	28,778
Carry forward general activity (UDA)	0
17/18 Contracted orthodontic activity (UOA)	0
Carry forward orthodontic activity (UOA)	0
Baseline contract value	£837,970.20

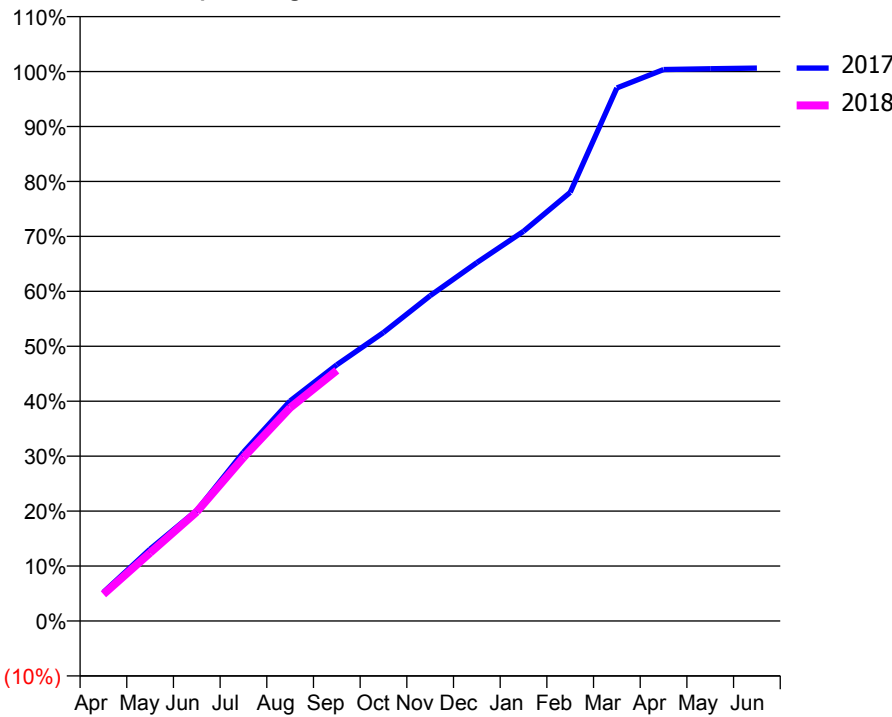
ACCESS*

Patients seen in 24 months	Total	Change since previous quarter
Quarter ending September 2016	8,504	
Quarter ending December 2016	8,352	↓
Quarter ending March 2017	8,244	↓
Quarter ending June 2017	8,167	→
Quarter ending September 2017	8,088	→
Variance since September 2016	(4.9%)	↓



ACTIVITY

Cumulative percentage of contracted UDA delivered 2017 & 2018



Month	Adjusted Scheduled Activity (UDA)	
	2017	2018
April	1,508	1,403
May	3,769	3,573
June	5,790	5,724
July	8,844	8,566
August	11,523	11,167
September	13,416	13,127
October	15,110	
November	17,036	
December	18,767	
January	20,413	
February	22,451	
March	27,917	
April	28,883	
May	28,919	
June	28,954	

QUALITY

	Quantity	Base Number	Contract	AT	Region	England
% of FP17s for the same patient ID Re-attending within 3 months - Children	164	1,891	8.7%	10.9%	12.8%	11.9%
% of FP17s for the same patient ID Re-attending within 3 months - Adults	926	5,322	17.4%	14.9%	16.5%	15.9%
% of FP17s for the same patient ID Re-attending between 3 & 9 months - Children	1,445	1,891	76.4%	61.0%	59.7%	58.1%
% of FP17s for the same patient ID Re-attending between 3 & 9 months - Adults	3,636	5,322	68.3%	54.9%	53.0%	50.6%
% of FP17s for Band 1 Urgent Courses	451	6,721	6.7%	8.6%	9.2%	9.1%
% of FP17s Relating to Free Repair or Replacements	36	6,721	0.5%	0.9%	1.0%	0.8%
% of FP17s Relating to Continuations	67	6,721	1.0%	1.2%	1.2%	1.1%
% of Patients satisfied with the dentistry they have received	11	11	100.0%	91.4%	91.6%	91.4%
% of Patients satisfied with the time they had to wait for an appointment	9	11	81.8%	87.5%	88.1%	87.7%

* This is based on patients treated on this contract for their most recent course of treatment. Figures in italics indicate the base number of FP17s or Patient Questionnaire responses are less than 100. N/A is shown where the base number of responses is less than 10 during the period. % is calculated as Quantity/Base number*100

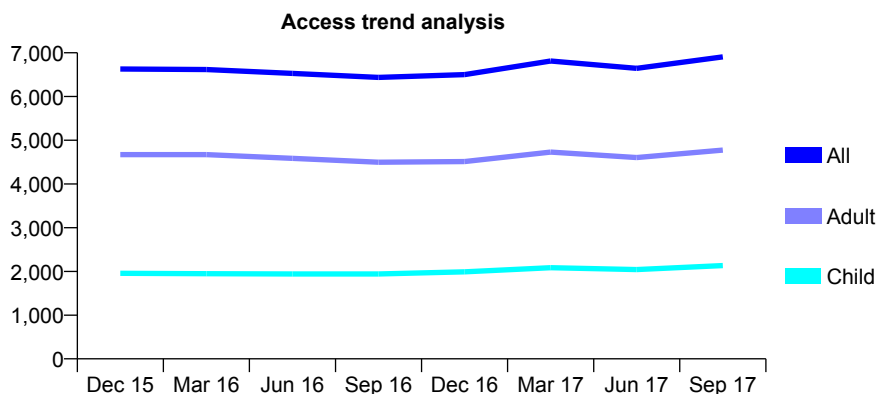
Q52 - Vital Signs At a Glance Contract Report for 166391/0001 - September 2017

Name or company name	Horsforth Smile Clinic Ltd
Contract type name	GDS Contract
Purpose of contract	General
Contract start date	01/01/2014
Contract end date	

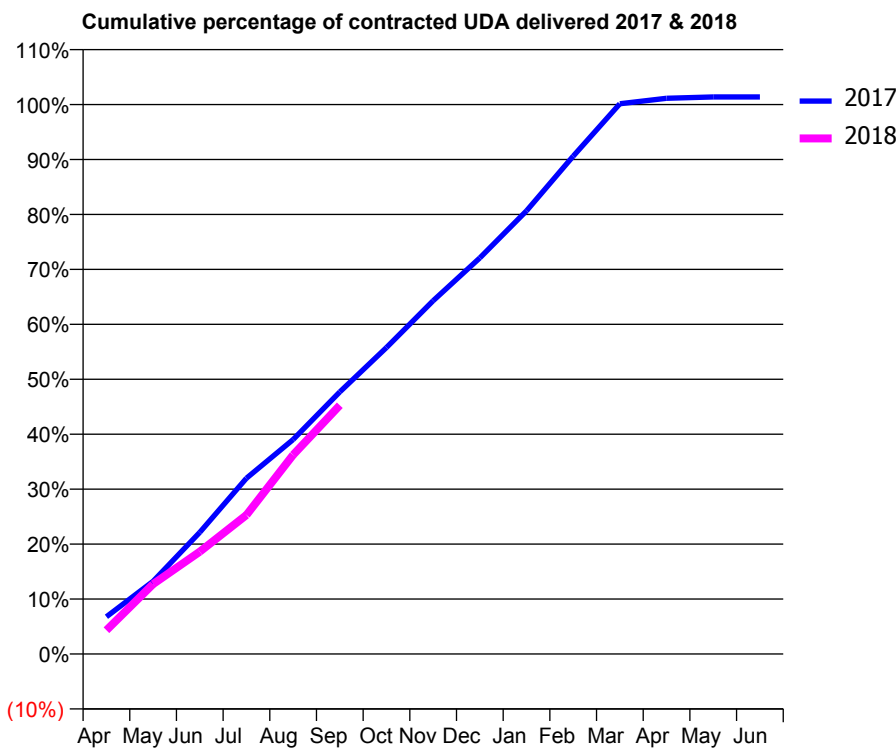
17/18 Contracted general activity (UDA)	15,597
Carry forward general activity (UDA)	0
17/18 Contracted orthodontic activity (UOA)	0
Carry forward orthodontic activity (UOA)	0
Baseline contract value	£382,117.25

ACCESS*

Patients seen in 24 months	Total	Change since previous quarter
Quarter ending September 2016	6,438	
Quarter ending December 2016	6,502	→
Quarter ending March 2017	6,813	↑
Quarter ending June 2017	6,646	↓
Quarter ending September 2017	6,907	↑
Variance since September 2016	7.3%	↑



ACTIVITY



Month	2017	2018
April	1,059	677
May	2,064	1,986
June	3,452	2,904
July	4,992	3,945
August	6,089	5,654
September	7,440	7,060
October	8,700	
November	10,029	
December	11,242	
January	12,581	
February	14,132	
March	15,620	
April	15,774	
May	15,811	
June	15,812	

QUALITY

	Quantity	Base Number	Contract	AT	Region	England
% of FP17s for the same patient ID Re-attending within 3 months - Children	128	1,579	8.1%	10.9%	12.8%	11.9%
% of FP17s for the same patient ID Re-attending within 3 months - Adults	634	3,636	17.4%	14.9%	16.5%	15.9%
% of FP17s for the same patient ID Re-attending between 3 & 9 months - Children	862	1,579	54.6%	61.0%	59.7%	58.1%
% of FP17s for the same patient ID Re-attending between 3 & 9 months - Adults	1,848	3,636	50.8%	54.9%	53.0%	50.6%
% of FP17s for Band 1 Urgent Courses	416	4,554	9.1%	8.6%	9.2%	9.1%
% of FP17s Relating to Free Repair or Replacements	24	4,554	0.5%	0.9%	1.0%	0.8%
% of FP17s Relating to Continuations	20	4,554	0.4%	1.2%	1.2%	1.1%
% of Patients satisfied with the dentistry they have received	15	16	93.8%	91.4%	91.6%	91.4%
% of Patients satisfied with the time they had to wait for an appointment	13	16	81.3%	87.5%	88.1%	87.7%

* This is based on patients treated on this contract for their most recent course of treatment. Figures in italics indicate the base number of FP17s or Patient Questionnaire responses are less than 100. N/A is shown where the base number of responses is less than 10 during the period. % is calculated as Quantity/Base number*100

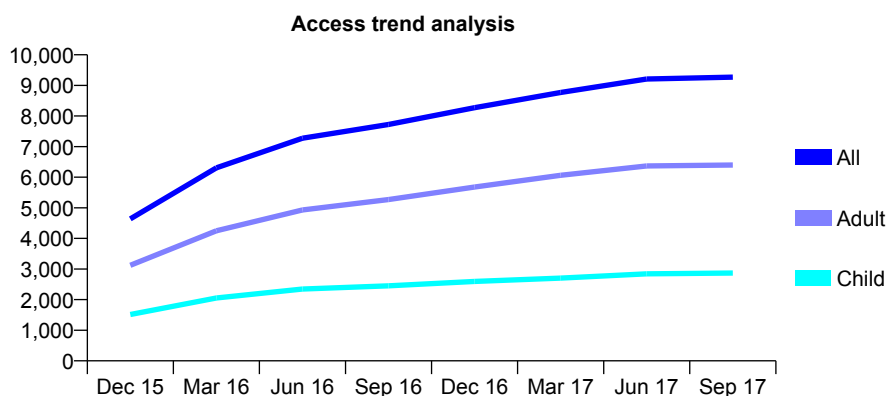
Q52 - Vital Signs At a Glance Contract Report for 166561/0001 - September 2017

Name or company name	Wakefield Road Surgery Partnership
Contract type name	GDS Contract
Purpose of contract	General
Contract start date	01/07/2015
Contract end date	

17/18 Contracted general activity (UDA)	32,543
Carry forward general activity (UDA)	0
17/18 Contracted orthodontic activity (UOA)	0
Carry forward orthodontic activity (UOA)	0
Baseline contract value	£1,085,431.86

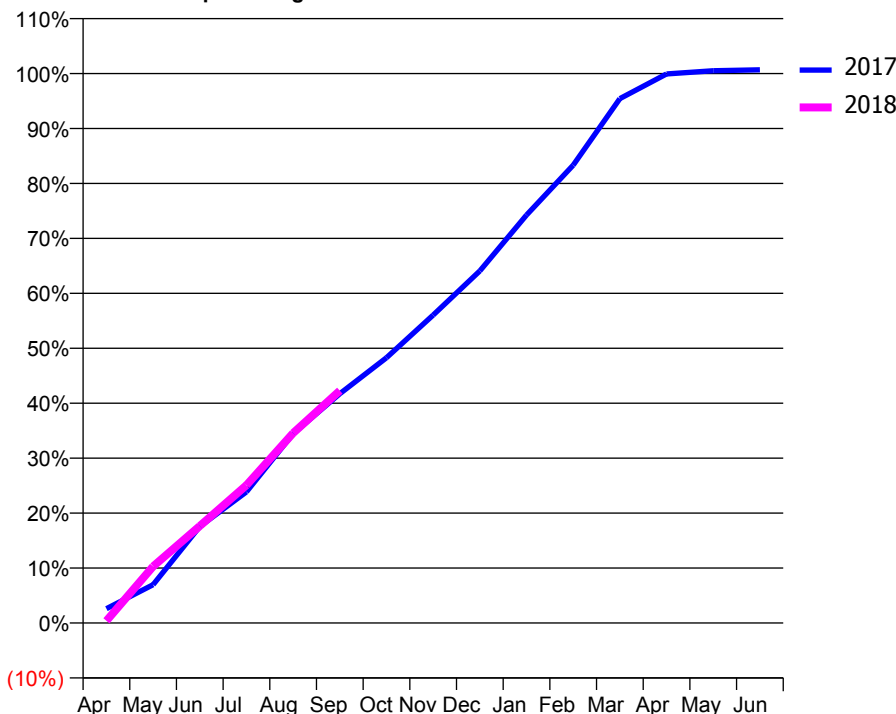
ACCESS*

Patients seen in 24 months	Total	Change since previous quarter
Quarter ending September 2016	7,722	
Quarter ending December 2016	8,274	↑
Quarter ending March 2017	8,767	↑
Quarter ending June 2017	9,211	↑
Quarter ending September 2017	9,268	→
Variance since September 2016	20.0%	↑



ACTIVITY

Cumulative percentage of contracted UDA delivered 2017 & 2018



Adjusted Scheduled Activity (UDA)

Month	2017	2018
April	859	132
May	2,291	3,354
June	5,770	5,747
July	7,842	8,160
August	11,317	11,247
September	13,716	13,761
October	15,867	
November	18,416	
December	21,054	
January	24,399	
February	27,378	
March	31,359	
April	32,833	
May	33,031	
June	33,083	

QUALITY

	Quantity	Base Number	Contract	AT	Region	England
% of FP17s for the same patient ID Re-attending within 3 months - Children	143	2,228	6.4%	10.9%	12.8%	11.9%
% of FP17s for the same patient ID Re-attending within 3 months - Adults	466	4,496	10.4%	14.9%	16.5%	15.9%
% of FP17s for the same patient ID Re-attending between 3 & 9 months - Children	1,266	2,228	56.8%	61.0%	59.7%	58.1%
% of FP17s for the same patient ID Re-attending between 3 & 9 months - Adults	2,596	4,496	57.7%	54.9%	53.0%	50.6%
% of FP17s for Band 1 Urgent Courses	308	6,130	5.0%	8.6%	9.2%	9.1%
% of FP17s Relating to Free Repair or Replacements	14	6,130	0.2%	0.9%	1.0%	0.8%
% of FP17s Relating to Continuations	53	6,130	0.9%	1.2%	1.2%	1.1%
% of Patients satisfied with the dentistry they have received	12	12	100.0%	91.4%	91.6%	91.4%
% of Patients satisfied with the time they had to wait for an appointment	11	12	91.7%	87.5%	88.1%	87.7%

* This is based on patients treated on this contract for their most recent course of treatment. Figures in italics indicate the base number of FP17s or Patient Questionnaire responses are less than 100. N/A is shown where the base number of responses is less than 10 during the period. % is calculated as Quantity/Base number*100

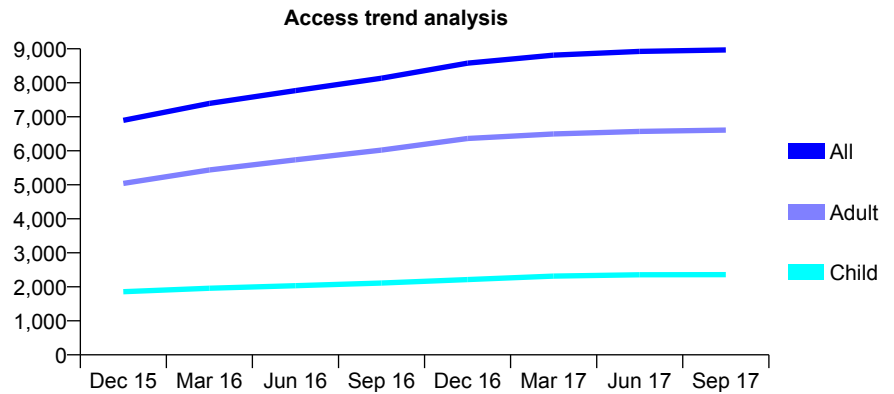
Q52 - Vital Signs At a Glance Contract Report for 167053/0001 - September 2017

Name or company name	Stainbeck Dental Surgery
Contract type name	GDS Contract
Purpose of contract	General
Contract start date	17/10/2014
Contract end date	

17/18 Contracted general activity (UDA)	23,990
Carry forward general activity (UDA)	0
17/18 Contracted orthodontic activity (UOA)	0
Carry forward orthodontic activity (UOA)	0
Baseline contract value	£746,182.77

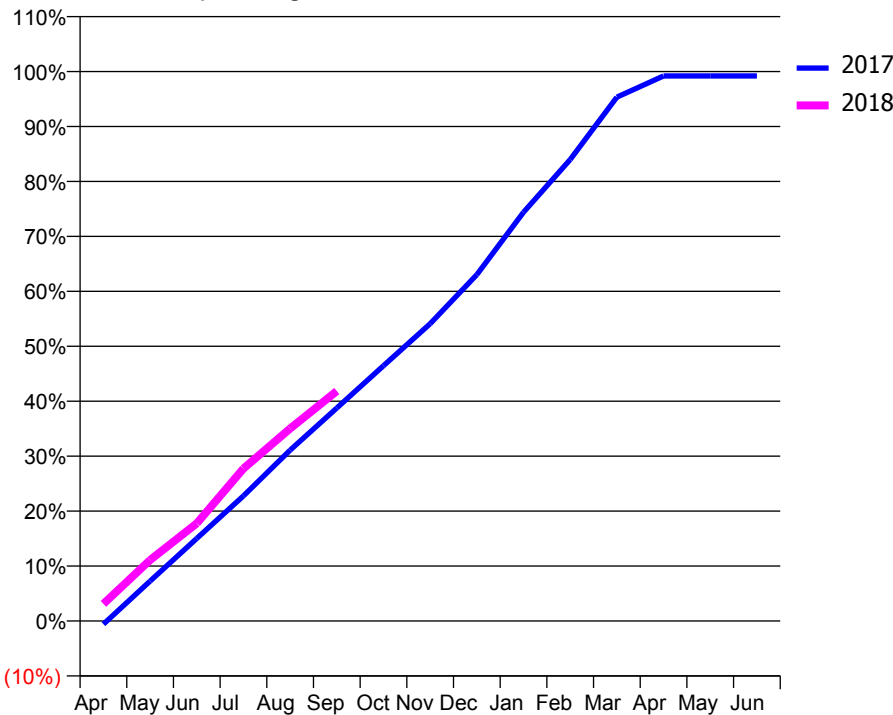
ACCESS*

Patients seen in 24 months	Total	Change since previous quarter
Quarter ending September 2016	8,134	
Quarter ending December 2016	8,579	↑
Quarter ending March 2017	8,814	↑
Quarter ending June 2017	8,925	→
Quarter ending September 2017	8,966	→
Variance since September 2016	10.2%	↑



ACTIVITY

Cumulative percentage of contracted UDA delivered 2017 & 2018



Month	Adjusted Scheduled Activity (UDA)	
	2017	2018
April	-144	750
May	1,746	2,663
June	3,606	4,265
July	5,464	6,657
August	7,459	8,401
September	9,300	10,038
October	11,145	
November	12,977	
December	15,122	
January	17,849	
February	20,147	
March	22,873	
April	23,798	
May	23,799	
June	23,799	

QUALITY

	Quantity	Base Number	Contract	AT	Region	England
% of FP17s for the same patient ID Re-attending within 3 months - Children	84	1,441	5.8%	10.9%	12.8%	11.9%
% of FP17s for the same patient ID Re-attending within 3 months - Adults	569	3,893	14.6%	14.9%	16.5%	15.9%
% of FP17s for the same patient ID Re-attending between 3 & 9 months - Children	778	1,441	54.0%	61.0%	59.7%	58.1%
% of FP17s for the same patient ID Re-attending between 3 & 9 months - Adults	1,961	3,893	50.4%	54.9%	53.0%	50.6%
% of FP17s for Band 1 Urgent Courses	389	4,959	7.8%	8.6%	9.2%	9.1%
% of FP17s Relating to Free Repair or Replacements	51	4,959	1.0%	0.9%	1.0%	0.8%
% of FP17s Relating to Continuations	86	4,959	1.7%	1.2%	1.2%	1.1%
% of Patients satisfied with the dentistry they have received	11	12	91.7%	91.4%	91.6%	91.4%
% of Patients satisfied with the time they had to wait for an appointment	9	12	75.0%	87.5%	88.1%	87.7%

* This is based on patients treated on this contract for their most recent course of treatment. Figures in italics indicate the base number of FP17s or Patient Questionnaire responses are less than 100. N/A is shown where the base number of responses is less than 10 during the period. % is calculated as Quantity/Base number*100

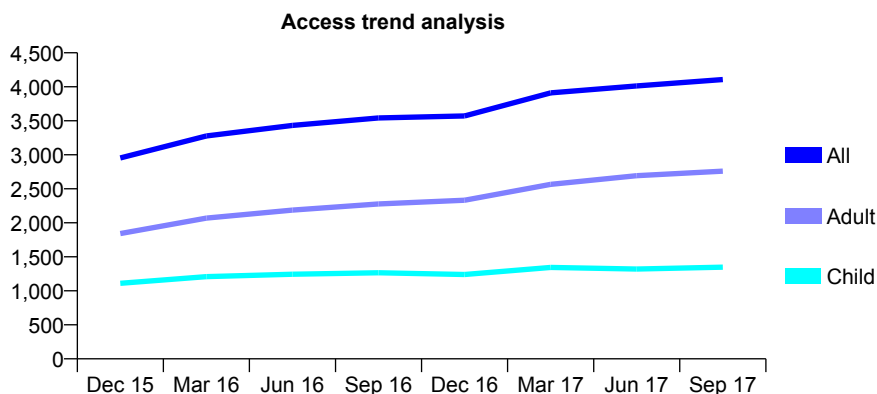
Q52 - Vital Signs At a Glance Contract Report for 167614/0001 - September 2017

Name or company name	Heaton Dental Care Limited
Contract type name	GDS Contract
Purpose of contract	General
Contract start date	06/04/2015
Contract end date	

17/18 Contracted general activity (UDA)	11,276
Carry forward general activity (UDA)	0
17/18 Contracted orthodontic activity (UOA)	0
Carry forward orthodontic activity (UOA)	0
Baseline contract value	£315,978.40

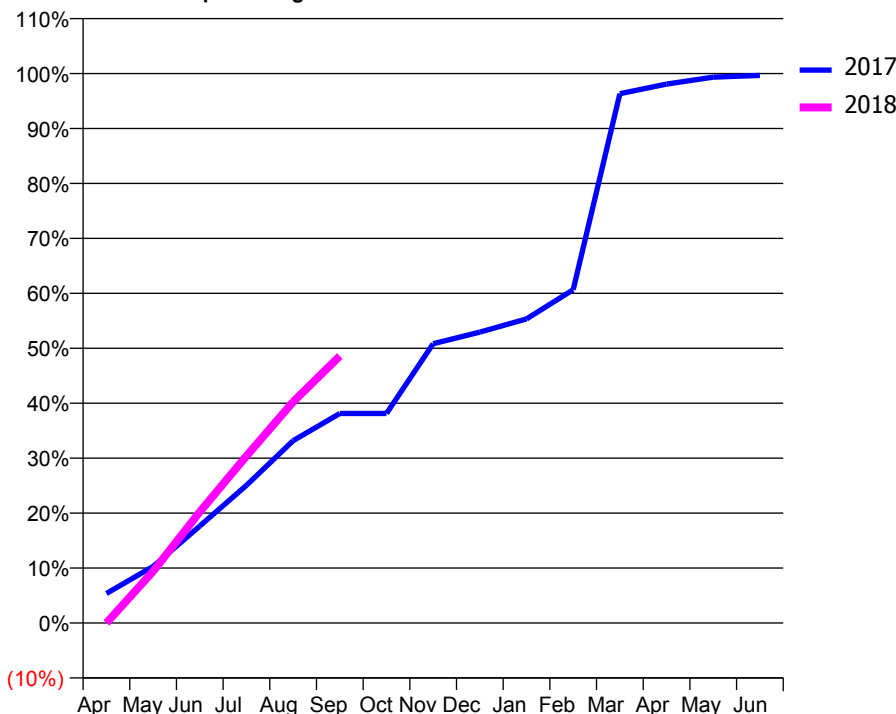
ACCESS*

Patients seen in 24 months	Total	Change since previous quarter
Quarter ending September 2016	3,543	
Quarter ending December 2016	3,572	→
Quarter ending March 2017	3,910	↑
Quarter ending June 2017	4,013	↑
Quarter ending September 2017	4,107	↑
Variance since September 2016	15.9%	↑



ACTIVITY

Cumulative percentage of contracted UDA delivered 2017 & 2018



Month	Adjusted Scheduled Activity (UDA)	
	2017	2018
April	607	0
May	1,166	1,059
June	1,997	2,282
July	2,835	3,428
August	3,756	4,539
September	4,314	5,480
October	4,314	
November	5,750	
December	5,989	
January	6,262	
February	6,863	
March	10,901	
April	11,098	
May	11,241	
June	11,275	

QUALITY

	Quantity	Base Number	Contract	AT	Region	England
% of FP17s for the same patient ID Re-attending within 3 months - Children	44	968	4.5%	10.9%	12.8%	11.9%
% of FP17s for the same patient ID Re-attending within 3 months - Adults	218	2,011	10.8%	14.9%	16.5%	15.9%
% of FP17s for the same patient ID Re-attending between 3 & 9 months - Children	583	968	60.2%	61.0%	59.7%	58.1%
% of FP17s for the same patient ID Re-attending between 3 & 9 months - Adults	1,129	2,011	56.1%	54.9%	53.0%	50.6%
% of FP17s for Band 1 Urgent Courses	23	2,253	1.0%	8.6%	9.2%	9.1%
% of FP17s Relating to Free Repair or Replacements	4	2,253	0.2%	0.9%	1.0%	0.8%
% of FP17s Relating to Continuations	18	2,253	0.8%	1.2%	1.2%	1.1%
% of Patients satisfied with the dentistry they have received	0	0	N/A	91.4%	91.6%	91.4%
% of Patients satisfied with the time they had to wait for an appointment	0	0	N/A	87.5%	88.1%	87.7%

* This is based on patients treated on this contract for their most recent course of treatment. Figures in italics indicate the base number of FP17s or Patient Questionnaire responses are less than 100. N/A is shown where the base number of responses is less than 10 during the period. % is calculated as Quantity/Base number*100

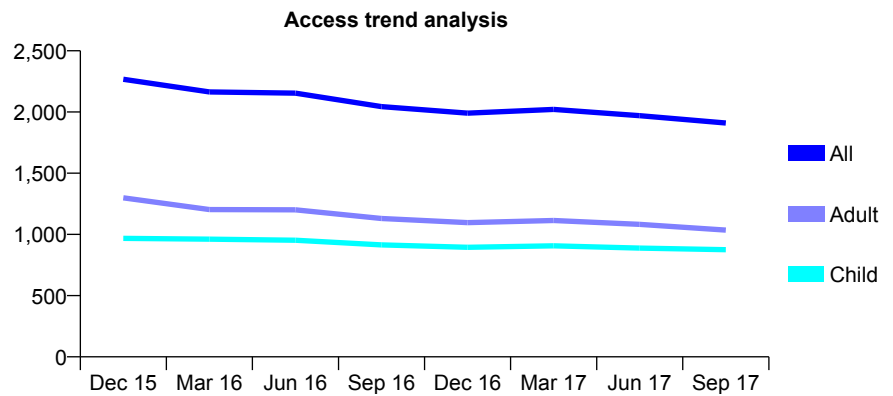
Q52 - Vital Signs At a Glance Contract Report for 168025/0001 - September 2017

Name or company name	Summerville Road Dental Practice
Contract type name	GDS Contract
Purpose of contract	General
Contract start date	01/10/2013
Contract end date	

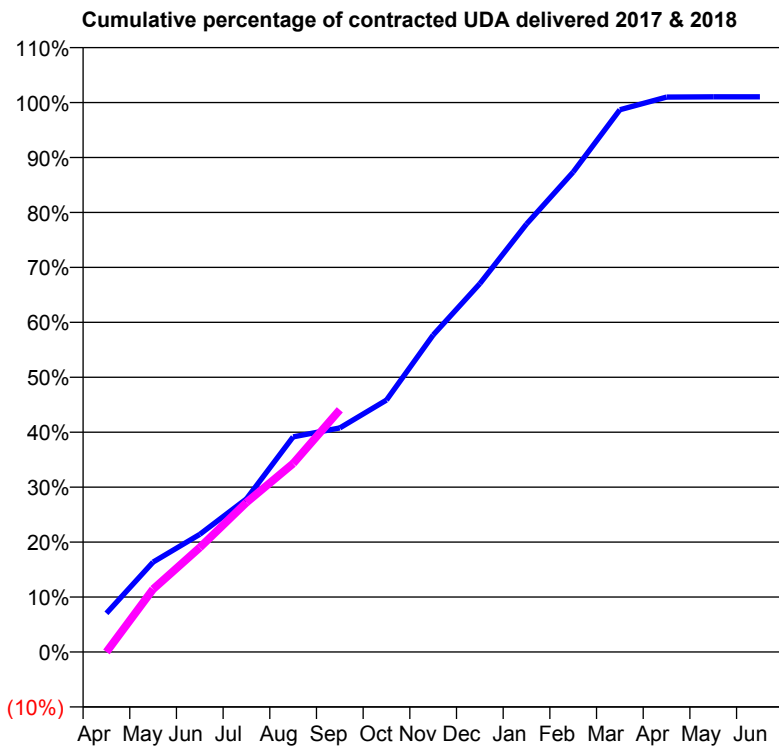
17/18 Contracted general activity (UDA)	6,736
Carry forward general activity (UDA)	0
17/18 Contracted orthodontic activity (UOA)	0
Carry forward orthodontic activity (UOA)	0
Baseline contract value	£183,862.62

ACCESS*

Patients seen in 24 months	Total	Change since previous quarter
Quarter ending September 2016	2,044	
Quarter ending December 2016	1,991	↓
Quarter ending March 2017	2,021	→
Quarter ending June 2017	1,970	↓
Quarter ending September 2017	1,910	↓
Variance since September 2016	(6.6%)	↓



ACTIVITY



Month	Adjusted Scheduled Activity (UDA)	
	2017	2018
April	474	0
May	1,103	771
June	1,442	1,281
July	1,878	1,833
August	2,638	2,311
September	2,746	2,970
October	3,089	
November	3,886	
December	4,516	
January	5,247	
February	5,883	
March	6,647	
April	6,802	
May	6,805	
June	6,805	

QUALITY

	Quantity	Base Number	Contract	AT	Region	England
% of FP17s for the same patient ID Re-attending within 3 months - Children	84	655	12.8%	10.9%	12.8%	11.9%
% of FP17s for the same patient ID Re-attending within 3 months - Adults	137	608	22.5%	14.9%	16.5%	15.9%
% of FP17s for the same patient ID Re-attending between 3 & 9 months - Children	360	655	55.0%	61.0%	59.7%	58.1%
% of FP17s for the same patient ID Re-attending between 3 & 9 months - Adults	239	608	39.3%	54.9%	53.0%	50.6%
% of FP17s for Band 1 Urgent Courses	118	1,194	9.9%	8.6%	9.2%	9.1%
% of FP17s Relating to Free Repair or Replacements	2	1,194	0.2%	0.9%	1.0%	0.8%
% of FP17s Relating to Continuations	0	1,194	0.0%	1.2%	1.2%	1.1%
% of Patients satisfied with the dentistry they have received	1	3	N/A	91.4%	91.6%	91.4%
% of Patients satisfied with the time they had to wait for an appointment	2	3	N/A	87.5%	88.1%	87.7%

* This is based on patients treated on this contract for their most recent course of treatment. Figures in italics indicate the base number of FP17s or Patient Questionnaire responses are less than 100. N/A is shown where the base number of responses is less than 10 during the period. % is calculated as Quantity/Base number*100

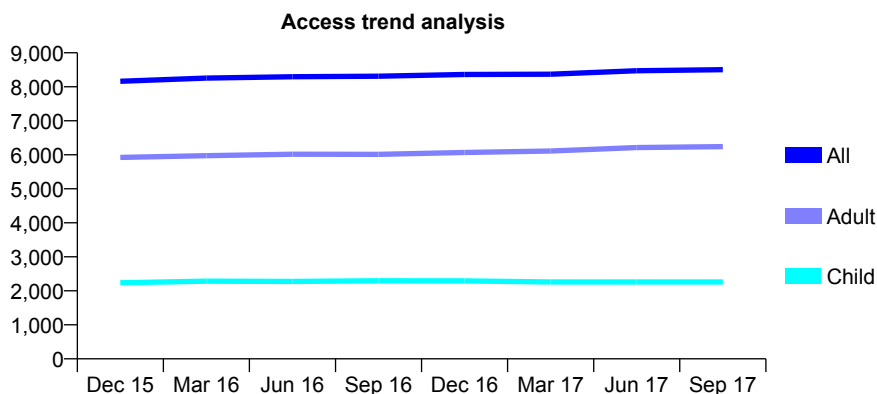
Q52 - Vital Signs At a Glance Contract Report for 168785/0001 - September 2017

Name or company name	Bedford & Associates Limited
Contract type name	GDS Contract
Purpose of contract	General
Contract start date	01/11/2013
Contract end date	

17/18 Contracted general activity (UDA)	24,115
Carry forward general activity (UDA)	0
17/18 Contracted orthodontic activity (UOA)	0
Carry forward orthodontic activity (UOA)	0
Baseline contract value	£650,231.20

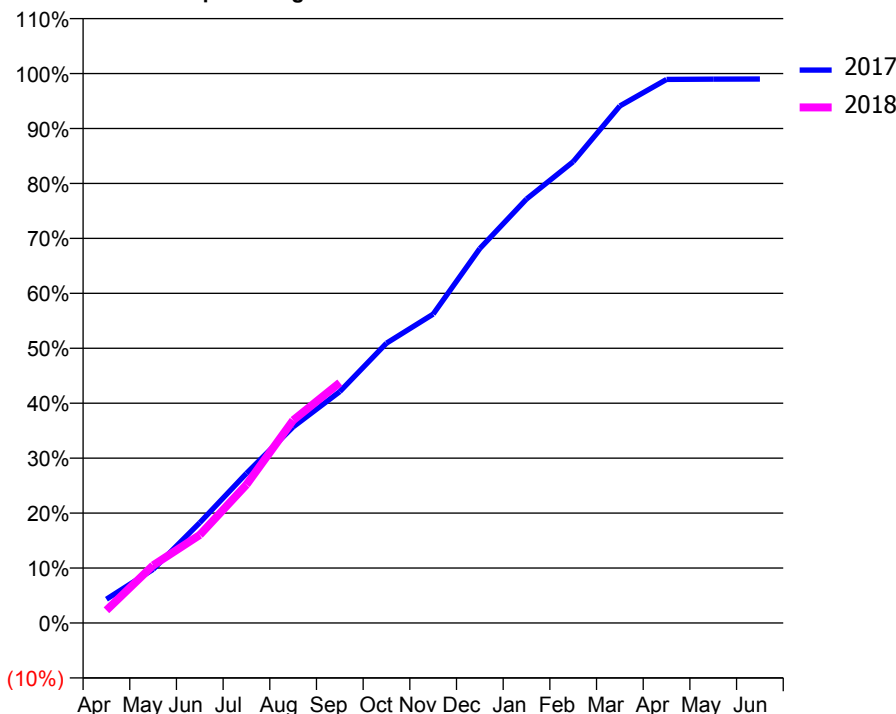
ACCESS*

Patients seen in 24 months	Total	Change since previous quarter
Quarter ending September 2016	8,311	
Quarter ending December 2016	8,363	→
Quarter ending March 2017	8,370	→
Quarter ending June 2017	8,472	→
Quarter ending September 2017	8,504	→
Variance since September 2016	2.3%	↑



ACTIVITY

Cumulative percentage of contracted UDA delivered 2017 & 2018



Month	Adjusted Scheduled Activity (UDA)	
	2017	2018
April	1,048	558
May	2,358	2,530
June	4,410	3,864
July	6,581	6,074
August	8,621	8,899
September	10,174	10,546
October	12,301	
November	13,576	
December	16,459	
January	18,638	
February	20,280	
March	22,730	
April	23,892	
May	23,908	
June	23,910	

QUALITY

	Quantity	Base Number	Contract	AT	Region	England
% of FP17s for the same patient ID Re-attending within 3 months - Children	98	1,515	6.5%	10.9%	12.8%	11.9%
% of FP17s for the same patient ID Re-attending within 3 months - Adults	517	4,096	12.6%	14.9%	16.5%	15.9%
% of FP17s for the same patient ID Re-attending between 3 & 9 months - Children	915	1,515	60.4%	61.0%	59.7%	58.1%
% of FP17s for the same patient ID Re-attending between 3 & 9 months - Adults	2,120	4,096	51.8%	54.9%	53.0%	50.6%
% of FP17s for Band 1 Urgent Courses	355	5,087	7.0%	8.6%	9.2%	9.1%
% of FP17s Relating to Free Repair or Replacements	84	5,087	1.7%	0.9%	1.0%	0.8%
% of FP17s Relating to Continuations	48	5,087	0.9%	1.2%	1.2%	1.1%
% of Patients satisfied with the dentistry they have received	10	10	100.0%	91.4%	91.6%	91.4%
% of Patients satisfied with the time they had to wait for an appointment	9	10	90.0%	87.5%	88.1%	87.7%

* This is based on patients treated on this contract for their most recent course of treatment. Figures in italics indicate the base number of FP17s or Patient Questionnaire responses are less than 100. N/A is shown where the base number of responses is less than 10 during the period. % is calculated as Quantity/Base number*100

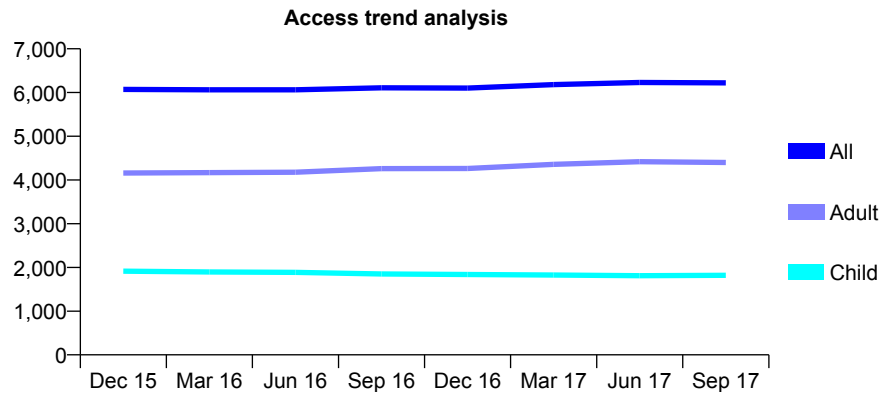
Q52 - Vital Signs At a Glance Contract Report for 168904/0001 - September 2017

Name or company name	Mount Dental Surgery Limited
Contract type name	GDS Contract
Purpose of contract	General
Contract start date	01/04/2010
Contract end date	

17/18 Contracted general activity (UDA)	18,091
Carry forward general activity (UDA)	0
17/18 Contracted orthodontic activity (UOA)	0
Carry forward orthodontic activity (UOA)	0
Baseline contract value	£562,894.50

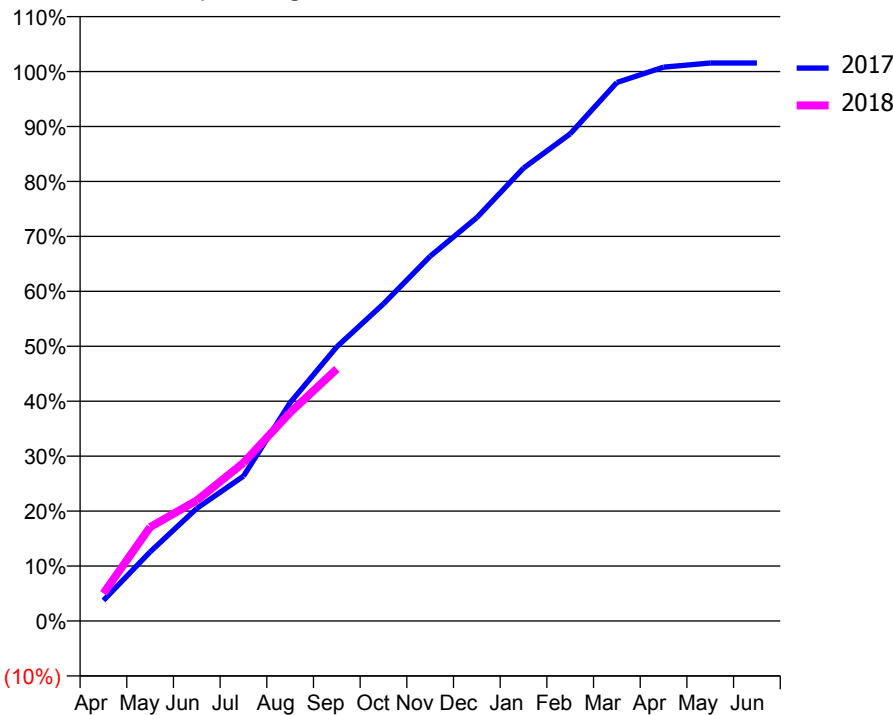
ACCESS*

Patients seen in 24 months	Total	Change since previous quarter
Quarter ending September 2016	6,108	
Quarter ending December 2016	6,101	→
Quarter ending March 2017	6,180	→
Quarter ending June 2017	6,229	→
Quarter ending September 2017	6,220	→
Variance since September 2016	1.8%	→



ACTIVITY

Cumulative percentage of contracted UDA delivered 2017 & 2018



Month	Adjusted Scheduled Activity (UDA)	
	2017	2018
April	680	912
May	2,285	3,091
June	3,722	3,970
July	4,792	5,209
August	7,219	6,863
September	9,068	8,300
October	10,486	
November	12,060	
December	13,338	
January	14,976	
February	16,106	
March	17,804	
April	18,312	
May	18,447	
June	18,448	

QUALITY

	Quantity	Base Number	Contract	AT	Region	England
% of FP17s for the same patient ID Re-attending within 3 months - Children	109	1,345	8.1%	10.9%	12.8%	11.9%
% of FP17s for the same patient ID Re-attending within 3 months - Adults	341	2,515	13.6%	14.9%	16.5%	15.9%
% of FP17s for the same patient ID Re-attending between 3 & 9 months - Children	720	1,345	53.5%	61.0%	59.7%	58.1%
% of FP17s for the same patient ID Re-attending between 3 & 9 months - Adults	1,008	2,515	40.1%	54.9%	53.0%	50.6%
% of FP17s for Band 1 Urgent Courses	353	3,583	9.9%	8.6%	9.2%	9.1%
% of FP17s Relating to Free Repair or Replacements	1	3,583	0.0%	0.9%	1.0%	0.8%
% of FP17s Relating to Continuations	29	3,583	0.8%	1.2%	1.2%	1.1%
% of Patients satisfied with the dentistry they have received	6	6	N/A	91.4%	91.6%	91.4%
% of Patients satisfied with the time they had to wait for an appointment	5	6	N/A	87.5%	88.1%	87.7%

* This is based on patients treated on this contract for their most recent course of treatment. Figures in italics indicate the base number of FP17s or Patient Questionnaire responses are less than 100. N/A is shown where the base number of responses is less than 10 during the period. % is calculated as Quantity/Base number*100

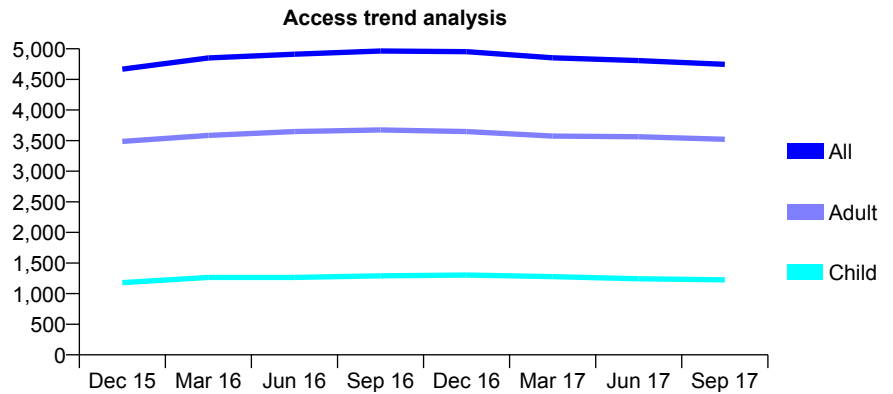
Q52 - Vital Signs At a Glance Contract Report for 169188/0001 - September 2017

Name or company name	Thornton Dental Limited
Contract type name	GDS Contract
Purpose of contract	General
Contract start date	01/08/2014
Contract end date	

17/18 Contracted general activity (UDA)	14,479
Carry forward general activity (UDA)	0
17/18 Contracted orthodontic activity (UOA)	0
Carry forward orthodontic activity (UOA)	0
Baseline contract value	£348,587.74

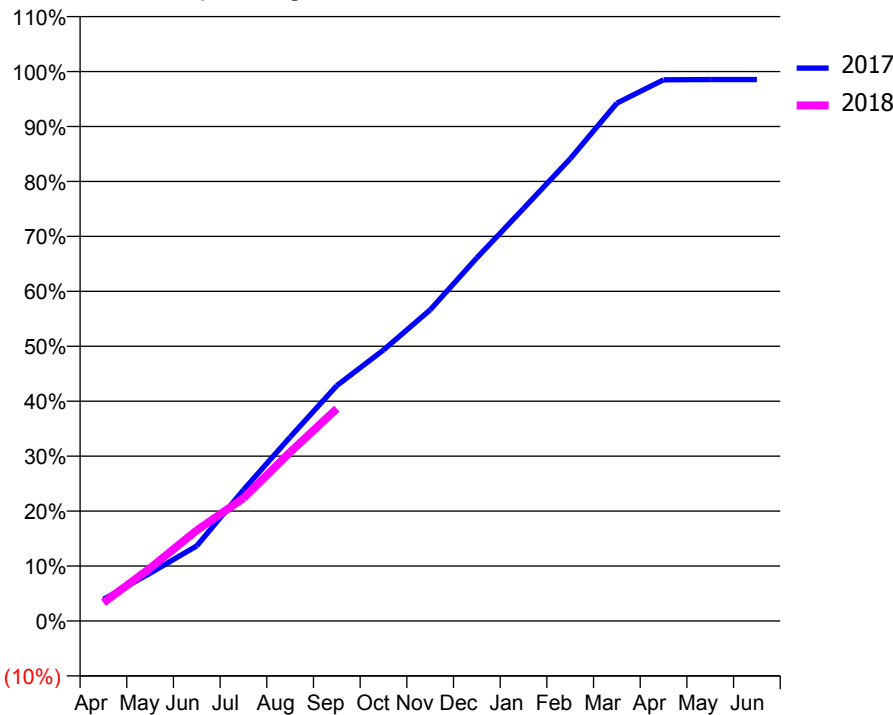
ACCESS*

Patients seen in 24 months	Total	Change since previous quarter
Quarter ending September 2016	4,965	
Quarter ending December 2016	4,954	→
Quarter ending March 2017	4,852	↓
Quarter ending June 2017	4,808	→
Quarter ending September 2017	4,747	↓
Variance since September 2016	(4.4%)	↓



ACTIVITY

Cumulative percentage of contracted UDA delivered 2017 & 2018



Month	Adjusted Scheduled Activity (UDA)	
	2017	2018
April	570	481
May	1,261	1,394
June	1,980	2,392
July	3,457	3,239
August	4,845	4,450
September	6,202	5,595
October	7,140	
November	8,201	
December	9,569	
January	10,871	
February	12,180	
March	13,647	
April	14,260	
May	14,267	
June	14,267	

QUALITY

	Quantity	Base Number	Contract	AT	Region	England
% of FP17s for the same patient ID Re-attending within 3 months - Children	113	900	12.6%	10.9%	12.8%	11.9%
% of FP17s for the same patient ID Re-attending within 3 months - Adults	302	2,512	12.0%	14.9%	16.5%	15.9%
% of FP17s for the same patient ID Re-attending between 3 & 9 months - Children	580	900	64.4%	61.0%	59.7%	58.1%
% of FP17s for the same patient ID Re-attending between 3 & 9 months - Adults	1,785	2,512	71.1%	54.9%	53.0%	50.6%
% of FP17s for Band 1 Urgent Courses	246	3,125	7.9%	8.6%	9.2%	9.1%
% of FP17s Relating to Free Repair or Replacements	32	3,125	1.0%	0.9%	1.0%	0.8%
% of FP17s Relating to Continuations	19	3,125	0.6%	1.2%	1.2%	1.1%
% of Patients satisfied with the dentistry they have received	5	5	N/A	91.4%	91.6%	91.4%
% of Patients satisfied with the time they had to wait for an appointment	5	5	N/A	87.5%	88.1%	87.7%

* This is based on patients treated on this contract for their most recent course of treatment. Figures in italics indicate the base number of FP17s or Patient Questionnaire responses are less than 100. N/A is shown where the base number of responses is less than 10 during the period. % is calculated as Quantity/Base number*100

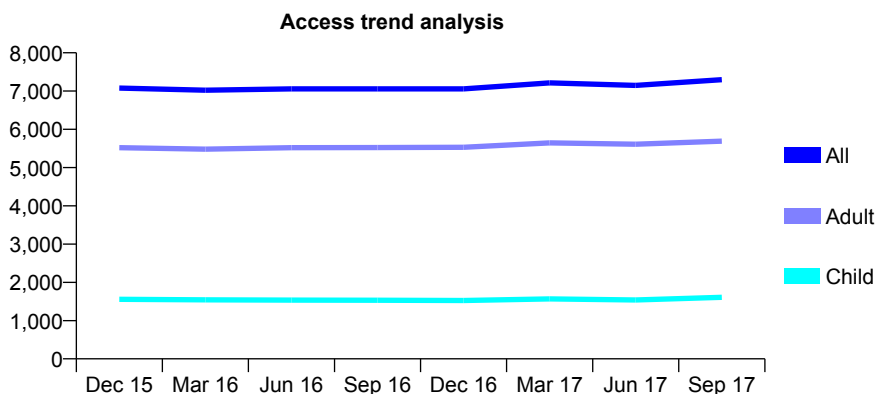
Q52 - Vital Signs At a Glance Contract Report for 172340/0001 - September 2017

Name or company name	S C Milnes Ltd
Contract type name	GDS Contract
Purpose of contract	General
Contract start date	01/06/2009
Contract end date	

17/18 Contracted general activity (UDA)	21,455
Carry forward general activity (UDA)	0
17/18 Contracted orthodontic activity (UOA)	0
Carry forward orthodontic activity (UOA)	0
Baseline contract value	£679,441.94

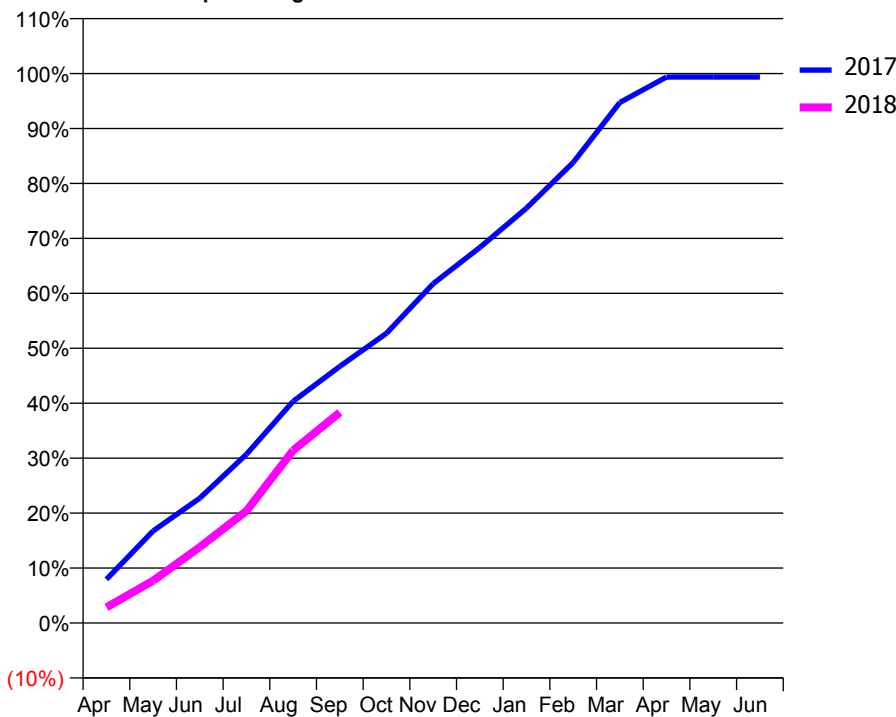
ACCESS*

Patients seen in 24 months	Total	Change since previous quarter
Quarter ending September 2016	7,056	
Quarter ending December 2016	7,056	→
Quarter ending March 2017	7,214	↑
Quarter ending June 2017	7,148	→
Quarter ending September 2017	7,298	↑
Variance since September 2016	3.4%	↑



ACTIVITY

Cumulative percentage of contracted UDA delivered 2017 & 2018



Month	Adjusted Scheduled Activity (UDA)	
	2017	2018
April	1,705	610
May	3,595	1,652
June	4,875	2,965
July	6,587	4,377
August	8,655	6,740
September	10,021	8,224
October	11,309	
November	13,250	
December	14,662	
January	16,198	
February	17,983	
March	20,325	
April	21,320	
May	21,320	
June	21,320	

QUALITY

	Quantity	Base Number	Contract	AT	Region	England
% of FP17s for the same patient ID Re-attending within 3 months - Children	73	1,255	5.8%	10.9%	12.8%	11.9%
% of FP17s for the same patient ID Re-attending within 3 months - Adults	498	4,388	11.3%	14.9%	16.5%	15.9%
% of FP17s for the same patient ID Re-attending between 3 & 9 months - Children	772	1,255	61.5%	61.0%	59.7%	58.1%
% of FP17s for the same patient ID Re-attending between 3 & 9 months - Adults	2,844	4,388	64.8%	54.9%	53.0%	50.6%
% of FP17s for Band 1 Urgent Courses	181	5,109	3.5%	8.6%	9.2%	9.1%
% of FP17s Relating to Free Repair or Replacements	47	5,109	0.9%	0.9%	1.0%	0.8%
% of FP17s Relating to Continuations	86	5,109	1.7%	1.2%	1.2%	1.1%
% of Patients satisfied with the dentistry they have received	25	25	100.0%	91.4%	91.6%	91.4%
% of Patients satisfied with the time they had to wait for an appointment	23	25	92.0%	87.5%	88.1%	87.7%

* This is based on patients treated on this contract for their most recent course of treatment. Figures in italics indicate the base number of FP17s or Patient Questionnaire responses are less than 100. N/A is shown where the base number of responses is less than 10 during the period. % is calculated as Quantity/Base number*100

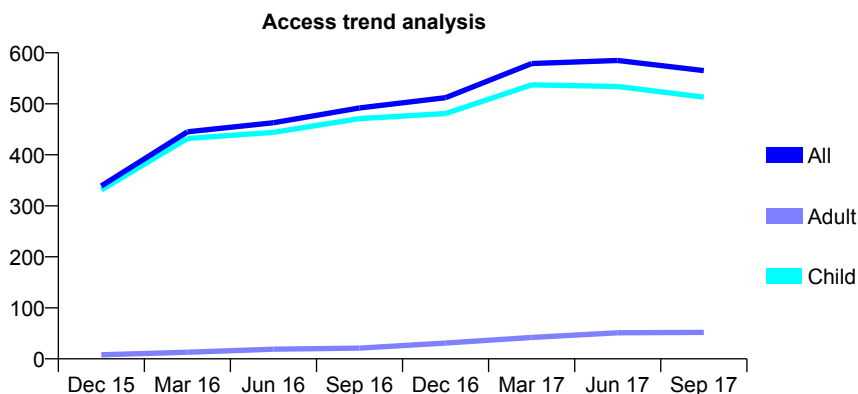
Q52 - Vital Signs At a Glance Contract Report for 173649/0001 - September 2017

Name or company name	The Dental Studio
Contract type name	GDS Contract
Purpose of contract	General
Contract start date	01/06/2015
Contract end date	

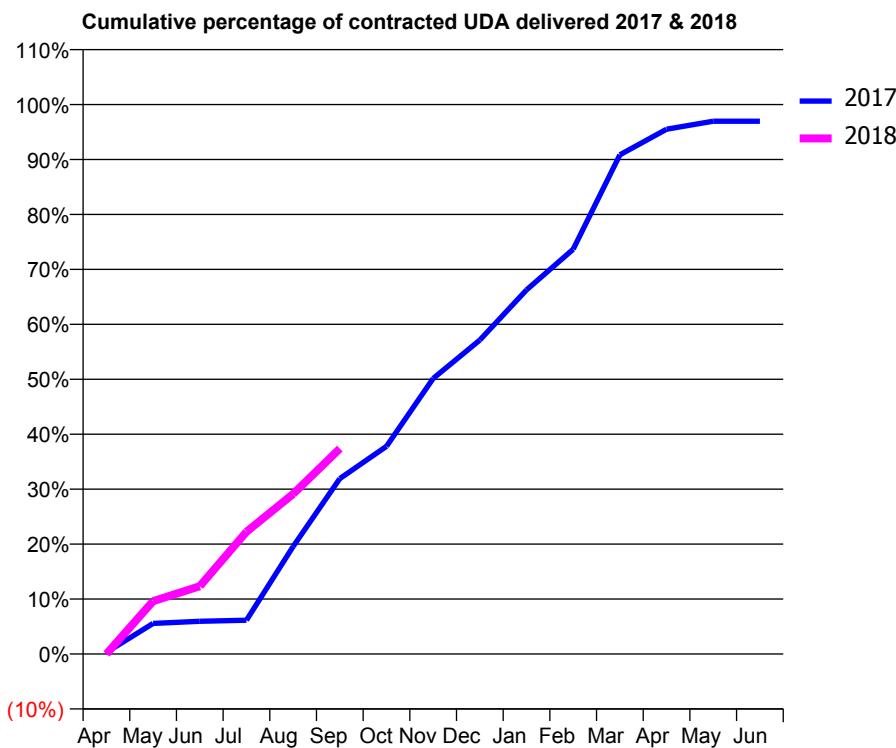
17/18 Contracted general activity (UDA)	1,030
Carry forward general activity (UDA)	0
17/18 Contracted orthodontic activity (UOA)	0
Carry forward orthodontic activity (UOA)	0
Baseline contract value	£22,854.52

ACCESS*

Patients seen in 24 months	Total	Change since previous quarter
Quarter ending September 2016	492	
Quarter ending December 2016	512	↑
Quarter ending March 2017	579	↑
Quarter ending June 2017	585	→
Quarter ending September 2017	565	↓
Variance since September 2016	14.8%	↑



ACTIVITY



Month	Adjusted Scheduled Activity (UDA)	
	2017	2018
April	3	0
May	57	99
June	61	127
July	63	229
August	202	300
September	329	385
October	389	
November	516	
December	589	
January	683	
February	759	
March	936	
April	984	
May	999	
June	999	

QUALITY

	Quantity	Base Number	Contract	AT	Region	England
% of FP17s for the same patient ID Re-attending within 3 months - Children	20	310	6.5%	10.9%	12.8%	11.9%
% of FP17s for the same patient ID Re-attending within 3 months - Adults	0	0	N/A	14.9%	16.5%	15.9%
% of FP17s for the same patient ID Re-attending between 3 & 9 months - Children	212	310	68.4%	61.0%	59.7%	58.1%
% of FP17s for the same patient ID Re-attending between 3 & 9 months - Adults	0	0	N/A	54.9%	53.0%	50.6%
% of FP17s for Band 1 Urgent Courses	0	270	0.0%	8.6%	9.2%	9.1%
% of FP17s Relating to Free Repair or Replacements	0	270	0.0%	0.9%	1.0%	0.8%
% of FP17s Relating to Continuations	0	270	0.0%	1.2%	1.2%	1.1%
% of Patients satisfied with the dentistry they have received	0	0	N/A	91.4%	91.6%	91.4%
% of Patients satisfied with the time they had to wait for an appointment	0	0	N/A	87.5%	88.1%	87.7%

* This is based on patients treated on this contract for their most recent course of treatment. Figures in italics indicate the base number of FP17s or Patient Questionnaire responses are less than 100. N/A is shown where the base number of responses is less than 10 during the period. % is calculated as Quantity/Base number*100

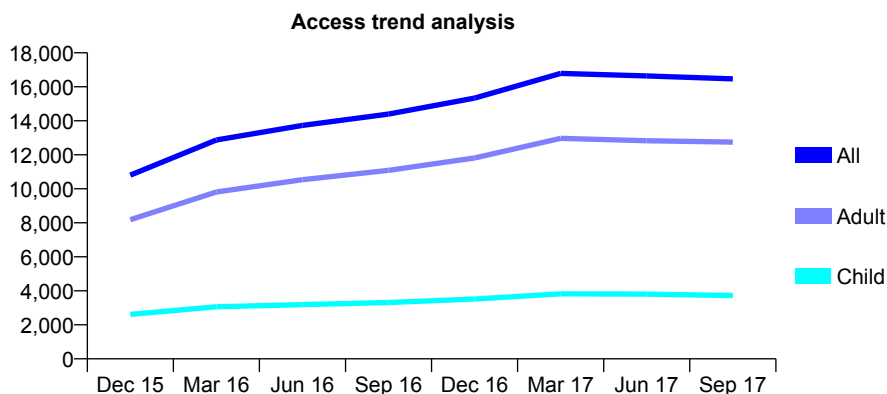
Q52 - Vital Signs At a Glance Contract Report for 173681/0001 - September 2017

Name or company name	Mulli Limited
Contract type name	GDS Contract
Purpose of contract	General
Contract start date	01/05/2015
Contract end date	

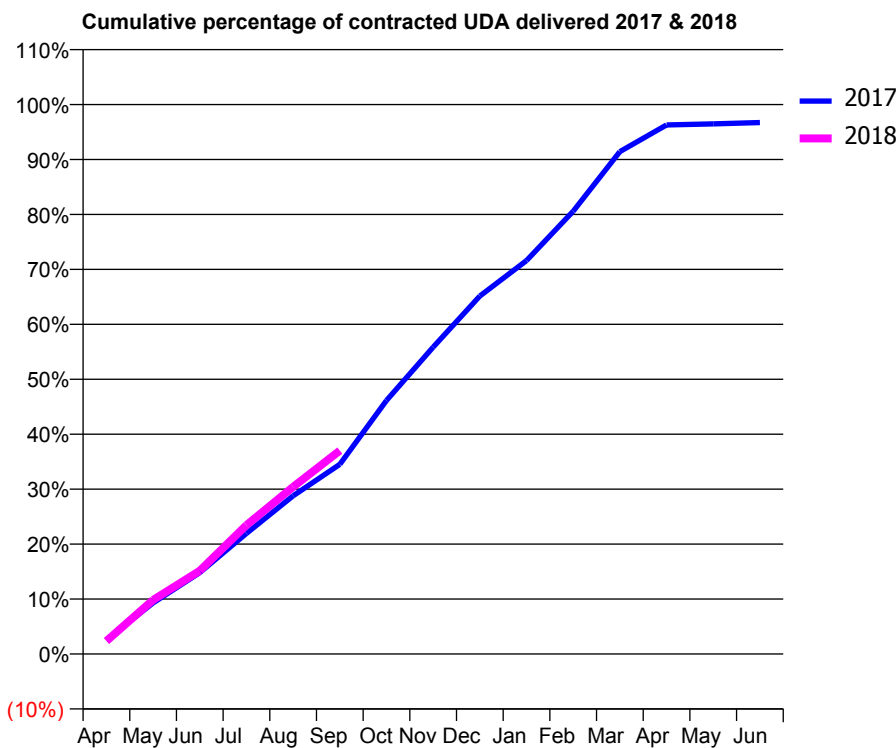
17/18 Contracted general activity (UDA)	55,056
Carry forward general activity (UDA)	0
17/18 Contracted orthodontic activity (UOA)	0
Carry forward orthodontic activity (UOA)	0
Baseline contract value	£1,584,661.37

ACCESS*

Patients seen in 24 months	Total	Change since previous quarter
Quarter ending September 2016	14,395	
Quarter ending December 2016	15,334	↑
Quarter ending March 2017	16,791	↑
Quarter ending June 2017	16,638	→
Quarter ending September 2017	16,467	↓
Variance since September 2016	14.4%	↑



ACTIVITY



Month	Adjusted Scheduled Activity (UDA)	
	2017	2018
April	1,404	1,305
May	5,118	5,421
June	8,158	8,348
July	12,091	12,911
August	15,852	16,749
September	18,999	20,381
October	25,407	
November	30,754	
December	35,863	
January	39,425	
February	44,360	
March	50,332	
April	53,010	
May	53,109	
June	53,243	

QUALITY

	Quantity	Base Number	Contract	AT	Region	England
% of FP17s for the same patient ID Re-attending within 3 months - Children	245	2,663	9.2%	10.9%	12.8%	11.9%
% of FP17s for the same patient ID Re-attending within 3 months - Adults	1,387	8,976	15.5%	14.9%	16.5%	15.9%
% of FP17s for the same patient ID Re-attending between 3 & 9 months - Children	1,570	2,663	59.0%	61.0%	59.7%	58.1%
% of FP17s for the same patient ID Re-attending between 3 & 9 months - Adults	5,160	8,976	57.5%	54.9%	53.0%	50.6%
% of FP17s for Band 1 Urgent Courses	1,016	10,379	9.8%	8.6%	9.2%	9.1%
% of FP17s Relating to Free Repair or Replacements	241	10,379	2.3%	0.9%	1.0%	0.8%
% of FP17s Relating to Continuations	71	10,379	0.7%	1.2%	1.2%	1.1%
% of Patients satisfied with the dentistry they have received	21	22	95.5%	91.4%	91.6%	91.4%
% of Patients satisfied with the time they had to wait for an appointment	19	22	86.4%	87.5%	88.1%	87.7%

* This is based on patients treated on this contract for their most recent course of treatment. Figures in italics indicate the base number of FP17s or Patient Questionnaire responses are less than 100. N/A is shown where the base number of responses is less than 10 during the period. % is calculated as Quantity/Base number*100

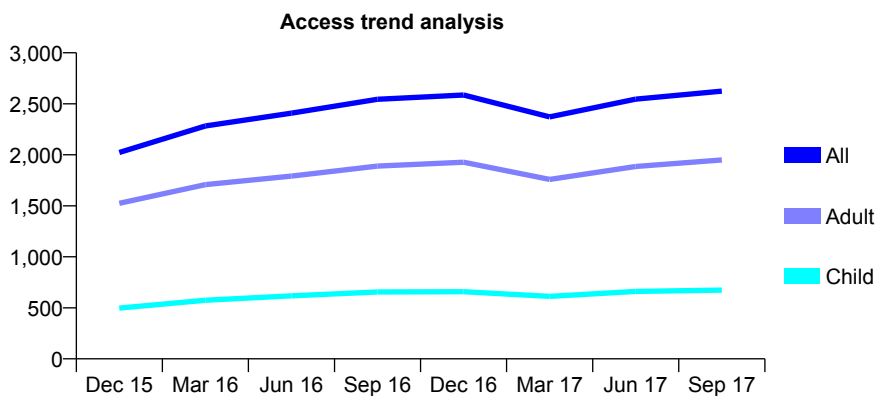
Q52 - Vital Signs At a Glance Contract Report for 173681/0002 - September 2017

Name or company name	Mulli Limited
Contract type name	GDS Contract
Purpose of contract	General
Contract start date	01/05/2015
Contract end date	

17/18 Contracted general activity (UDA)	8,500
Carry forward general activity (UDA)	0
17/18 Contracted orthodontic activity (UOA)	0
Carry forward orthodontic activity (UOA)	0
Baseline contract value	£258,010.18

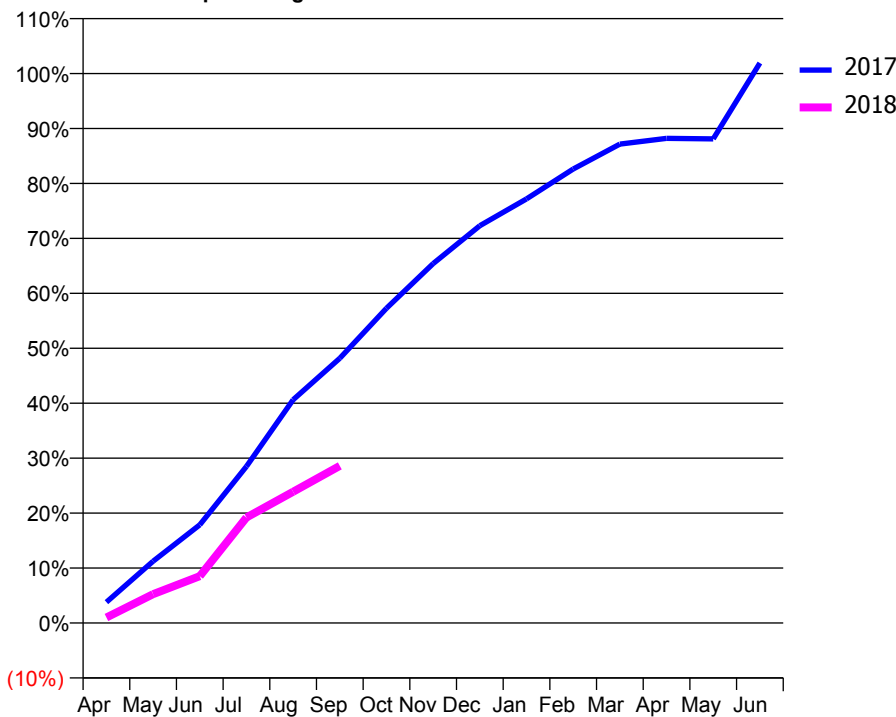
ACCESS*

Patients seen in 24 months	Total	Change since previous quarter
Quarter ending September 2016	2,544	
Quarter ending December 2016	2,586	→
Quarter ending March 2017	2,372	↓
Quarter ending June 2017	2,546	↑
Quarter ending September 2017	2,624	↑
Variance since September 2016	3.1%	↑



ACTIVITY

Cumulative percentage of contracted UDA delivered 2017 & 2018



Month	Adjusted Scheduled Activity (UDA)	
	2017	2018
April	322	86
May	957	448
June	1,519	725
July	2,422	1,632
August	3,453	2,031
September	4,096	2,432
October	4,870	
November	5,560	
December	6,146	
January	6,560	
February	7,022	
March	7,408	
April	7,497	
May	7,488	
June	8,662	

QUALITY

	Quantity	Base Number	Contract	AT	Region	England
% of FP17s for the same patient ID Re-attending within 3 months - Children	25	515	4.9%	10.9%	12.8%	11.9%
% of FP17s for the same patient ID Re-attending within 3 months - Adults	177	1,561	11.3%	14.9%	16.5%	15.9%
% of FP17s for the same patient ID Re-attending between 3 & 9 months - Children	283	515	55.0%	61.0%	59.7%	58.1%
% of FP17s for the same patient ID Re-attending between 3 & 9 months - Adults	963	1,561	61.7%	54.9%	53.0%	50.6%
% of FP17s for Band 1 Urgent Courses	32	1,444	2.2%	8.6%	9.2%	9.1%
% of FP17s Relating to Free Repair or Replacements	31	1,444	2.1%	0.9%	1.0%	0.8%
% of FP17s Relating to Continuations	6	1,444	0.4%	1.2%	1.2%	1.1%
% of Patients satisfied with the dentistry they have received	3	4	N/A	91.4%	91.6%	91.4%
% of Patients satisfied with the time they had to wait for an appointment	4	4	N/A	87.5%	88.1%	87.7%

* This is based on patients treated on this contract for their most recent course of treatment. Figures in italics indicate the base number of FP17s or Patient Questionnaire responses are less than 100. N/A is shown where the base number of responses is less than 10 during the period. % is calculated as Quantity/Base number*100

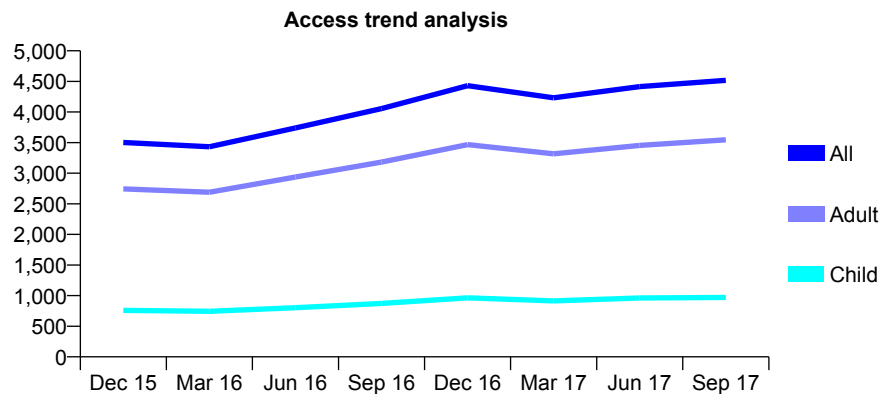
Q52 - Vital Signs At a Glance Contract Report for 173681/0003 - September 2017

Name or company name	Mulli Limited
Contract type name	GDS Contract
Purpose of contract	General
Contract start date	01/05/2015
Contract end date	

17/18 Contracted general activity (UDA)	15,309
Carry forward general activity (UDA)	0
17/18 Contracted orthodontic activity (UOA)	0
Carry forward orthodontic activity (UOA)	0
Baseline contract value	£404,562.99

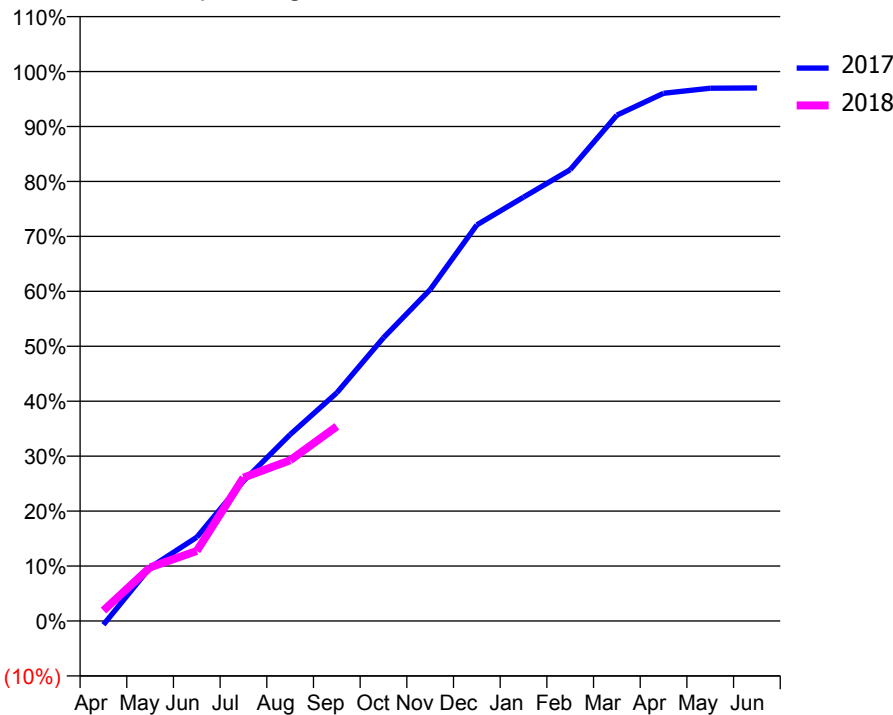
ACCESS*

Patients seen in 24 months	Total	Change since previous quarter
Quarter ending September 2016	4,055	
Quarter ending December 2016	4,431	↑
Quarter ending March 2017	4,231	↓
Quarter ending June 2017	4,416	↑
Quarter ending September 2017	4,517	↑
Variance since September 2016	11.4%	↑



ACTIVITY

Cumulative percentage of contracted UDA delivered 2017 & 2018



Month	Adjusted Scheduled Activity (UDA)	
	2017	2018
April	-107	291
May	1,491	1,496
June	2,336	1,952
July	3,899	3,995
August	5,197	4,478
September	6,359	5,422
October	7,893	
November	9,234	
December	11,035	
January	11,807	
February	12,572	
March	14,092	
April	14,702	
May	14,842	
June	14,851	

QUALITY

	Quantity	Base Number	Contract	AT	Region	England
% of FP17s for the same patient ID Re-attending within 3 months - Children	48	664	7.2%	10.9%	12.8%	11.9%
% of FP17s for the same patient ID Re-attending within 3 months - Adults	426	2,678	15.9%	14.9%	16.5%	15.9%
% of FP17s for the same patient ID Re-attending between 3 & 9 months - Children	365	664	55.0%	61.0%	59.7%	58.1%
% of FP17s for the same patient ID Re-attending between 3 & 9 months - Adults	1,483	2,678	55.4%	54.9%	53.0%	50.6%
% of FP17s for Band 1 Urgent Courses	151	2,939	5.1%	8.6%	9.2%	9.1%
% of FP17s Relating to Free Repair or Replacements	58	2,939	2.0%	0.9%	1.0%	0.8%
% of FP17s Relating to Continuations	24	2,939	0.8%	1.2%	1.2%	1.1%
% of Patients satisfied with the dentistry they have received	10	11	90.9%	91.4%	91.6%	91.4%
% of Patients satisfied with the time they had to wait for an appointment	9	11	81.8%	87.5%	88.1%	87.7%

* This is based on patients treated on this contract for their most recent course of treatment. Figures in italics indicate the base number of FP17s or Patient Questionnaire responses are less than 100. N/A is shown where the base number of responses is less than 10 during the period. % is calculated as Quantity/Base number*100

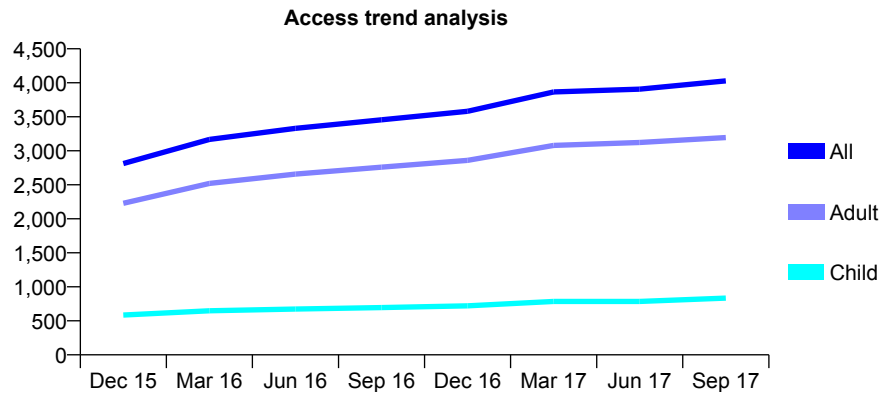
Q52 - Vital Signs At a Glance Contract Report for 173681/0004 - September 2017

Name or company name	Mulli Limited
Contract type name	GDS Contract
Purpose of contract	General
Contract start date	01/05/2015
Contract end date	

17/18 Contracted general activity (UDA)	13,781
Carry forward general activity (UDA)	0
17/18 Contracted orthodontic activity (UOA)	0
Carry forward orthodontic activity (UOA)	0
Baseline contract value	£315,515.16

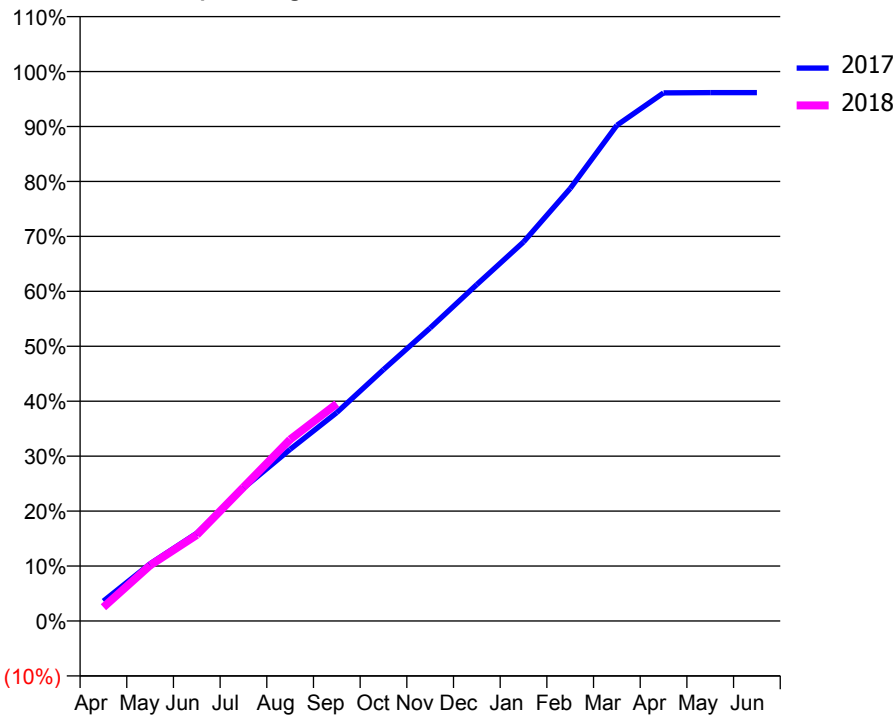
ACCESS*

Patients seen in 24 months	Total	Change since previous quarter
Quarter ending September 2016	3,455	
Quarter ending December 2016	3,581	↑
Quarter ending March 2017	3,865	↑
Quarter ending June 2017	3,907	→
Quarter ending September 2017	4,029	↑
Variance since September 2016	16.6%	↑



ACTIVITY

Cumulative percentage of contracted UDA delivered 2017 & 2018



Month	Adjusted Scheduled Activity (UDA)	
	2017	2018
April	500	346
May	1,435	1,398
June	2,201	2,159
July	3,332	3,355
August	4,306	4,553
September	5,228	5,450
October	6,305	
November	7,349	
December	8,439	
January	9,506	
February	10,847	
March	12,434	
April	13,246	
May	13,250	
June	13,250	

QUALITY

	Quantity	Base Number	Contract	AT	Region	England
% of FP17s for the same patient ID Re-attending within 3 months - Children	36	652	5.5%	10.9%	12.8%	11.9%
% of FP17s for the same patient ID Re-attending within 3 months - Adults	520	2,796	18.6%	14.9%	16.5%	15.9%
% of FP17s for the same patient ID Re-attending between 3 & 9 months - Children	401	652	61.5%	61.0%	59.7%	58.1%
% of FP17s for the same patient ID Re-attending between 3 & 9 months - Adults	1,732	2,796	61.9%	54.9%	53.0%	50.6%
% of FP17s for Band 1 Urgent Courses	323	3,181	10.2%	8.6%	9.2%	9.1%
% of FP17s Relating to Free Repair or Replacements	52	3,181	1.6%	0.9%	1.0%	0.8%
% of FP17s Relating to Continuations	42	3,181	1.3%	1.2%	1.2%	1.1%
% of Patients satisfied with the dentistry they have received	6	6	N/A	91.4%	91.6%	91.4%
% of Patients satisfied with the time they had to wait for an appointment	6	6	N/A	87.5%	88.1%	87.7%

* This is based on patients treated on this contract for their most recent course of treatment. Figures in italics indicate the base number of FP17s or Patient Questionnaire responses are less than 100. N/A is shown where the base number of responses is less than 10 during the period. % is calculated as Quantity/Base number*100

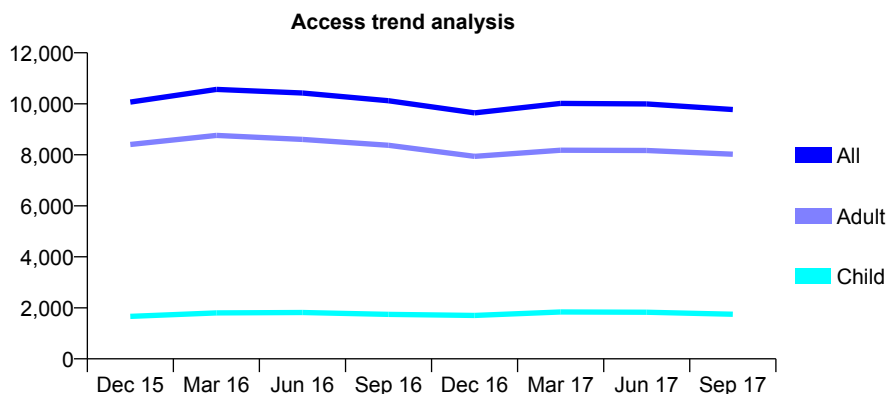
Q52 - Vital Signs At a Glance Contract Report for 174831/0001 - September 2017

Name or company name	TOVEY LITTLE DENTAL CENTRE LTD
Contract type name	GDS Contract
Purpose of contract	General
Contract start date	01/04/2011
Contract end date	

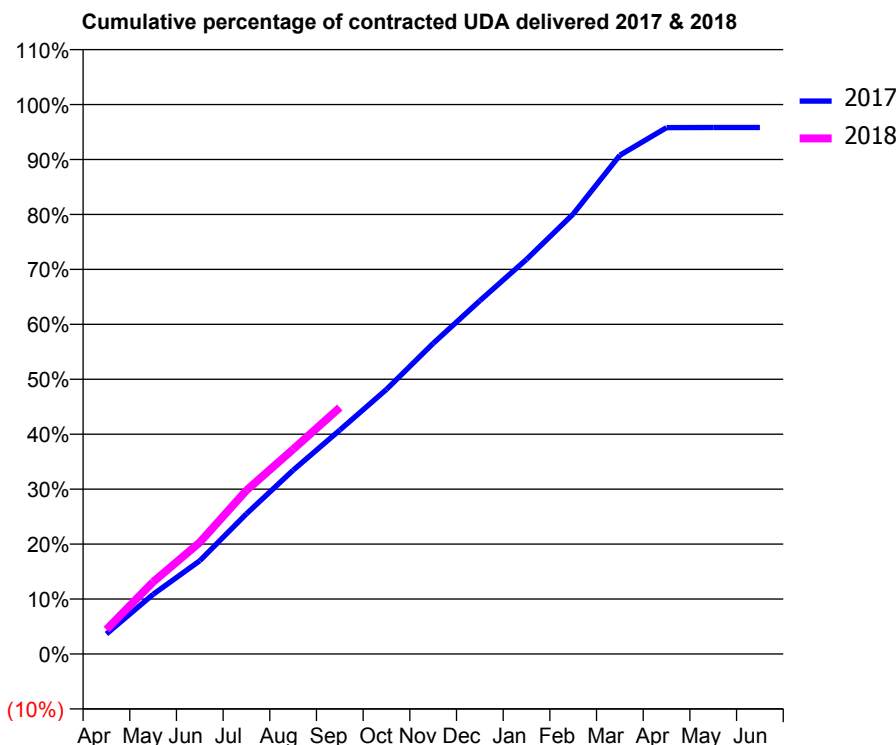
17/18 Contracted general activity (UDA)	30,005
Carry forward general activity (UDA)	0
17/18 Contracted orthodontic activity (UOA)	0
Carry forward orthodontic activity (UOA)	0
Baseline contract value	£978,129.68

ACCESS*

Patients seen in 24 months	Total	Change since previous quarter
Quarter ending September 2016	10,118	
Quarter ending December 2016	9,642	↓
Quarter ending March 2017	10,018	↑
Quarter ending June 2017	9,997	→
Quarter ending September 2017	9,775	↓
Variance since September 2016	(3.4%)	↓



ACTIVITY



Month	Adjusted Scheduled Activity (UDA)	
	2017	2018
April	1,097	1,339
May	3,258	3,938
June	5,095	6,101
July	7,657	8,941
August	10,036	11,178
September	12,227	13,459
October	14,451	
November	16,959	
December	19,291	
January	21,552	
February	24,024	
March	27,238	
April	28,745	
May	28,747	
June	28,748	

QUALITY

	Quantity	Base Number	Contract	AT	Region	England
% of FP17s for the same patient ID Re-attending within 3 months - Children	199	1,636	12.2%	10.9%	12.8%	11.9%
% of FP17s for the same patient ID Re-attending within 3 months - Adults	885	6,041	14.6%	14.9%	16.5%	15.9%
% of FP17s for the same patient ID Re-attending between 3 & 9 months - Children	960	1,636	58.7%	61.0%	59.7%	58.1%
% of FP17s for the same patient ID Re-attending between 3 & 9 months - Adults	3,039	6,041	50.3%	54.9%	53.0%	50.6%
% of FP17s for Band 1 Urgent Courses	378	6,319	6.0%	8.6%	9.2%	9.1%
% of FP17s Relating to Free Repair or Replacements	107	6,319	1.7%	0.9%	1.0%	0.8%
% of FP17s Relating to Continuations	123	6,319	1.9%	1.2%	1.2%	1.1%
% of Patients satisfied with the dentistry they have received	26	27	96.3%	91.4%	91.6%	91.4%
% of Patients satisfied with the time they had to wait for an appointment	25	27	92.6%	87.5%	88.1%	87.7%

* This is based on patients treated on this contract for their most recent course of treatment. Figures in italics indicate the base number of FP17s or Patient Questionnaire responses are less than 100. N/A is shown where the base number of responses is less than 10 during the period. % is calculated as Quantity/Base number*100

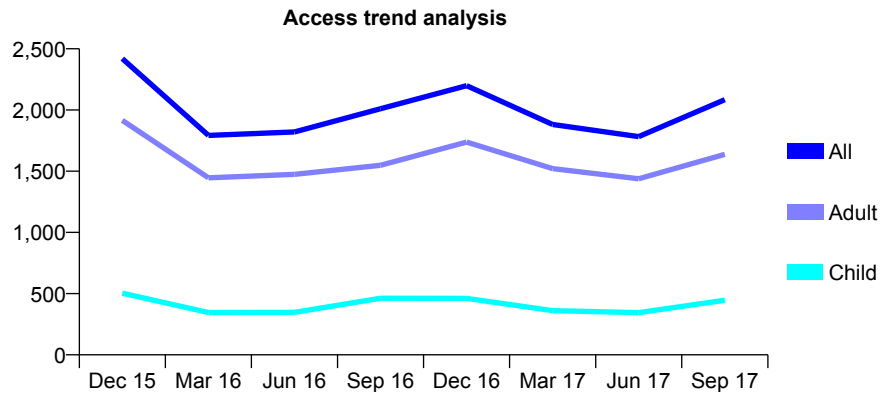
Q52 - Vital Signs At a Glance Contract Report for 174831/0002 - September 2017

Name or company name	TOVEY LITTLE DENTAL CENTRE LTD
Contract type name	GDS Contract
Purpose of contract	General
Contract start date	01/04/2011
Contract end date	

17/18 Contracted general activity (UDA)	6,000
Carry forward general activity (UDA)	0
17/18 Contracted orthodontic activity (UOA)	0
Carry forward orthodontic activity (UOA)	0
Baseline contract value	£173,919.14

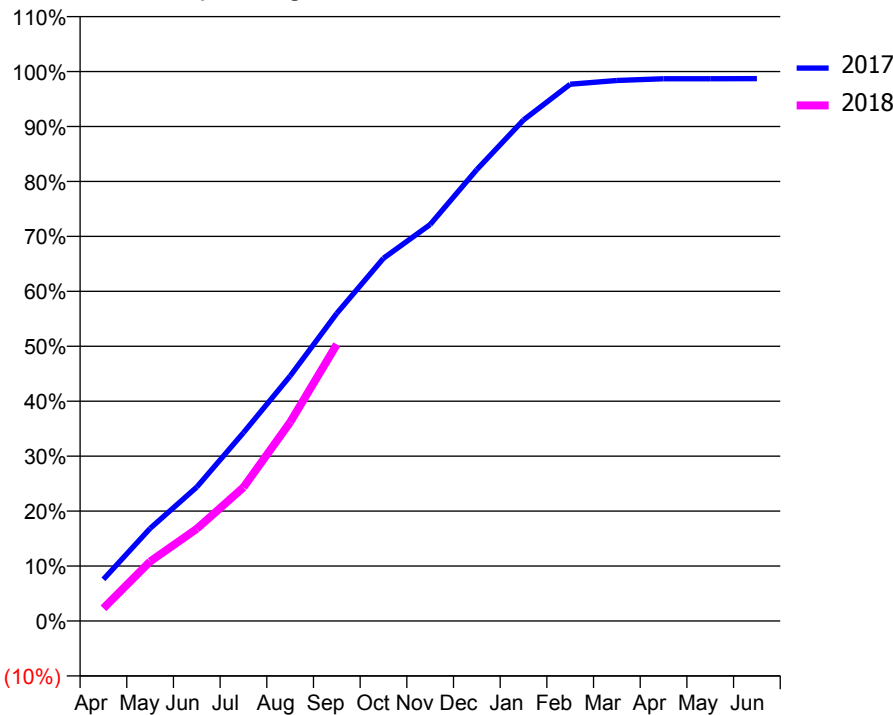
ACCESS*

Patients seen in 24 months	Total	Change since previous quarter
Quarter ending September 2016	2,010	
Quarter ending December 2016	2,199	↑
Quarter ending March 2017	1,882	↓
Quarter ending June 2017	1,783	↓
Quarter ending September 2017	2,084	↑
Variance since September 2016	3.7%	↑



ACTIVITY

Cumulative percentage of contracted UDA delivered 2017 & 2018



Month	Adjusted Scheduled Activity (UDA)	
	2017	2018
April	454	139
May	1,011	650
June	1,462	1,007
July	2,056	1,459
August	2,675	2,170
September	3,359	3,020
October	3,961	
November	4,329	
December	4,930	
January	5,471	
February	5,861	
March	5,902	
April	5,921	
May	5,921	
June	5,922	

QUALITY

	Quantity	Base Number	Contract	AT	Region	England
% of FP17s for the same patient ID Re-attending within 3 months - Children	20	377	5.3%	10.9%	12.8%	11.9%
% of FP17s for the same patient ID Re-attending within 3 months - Adults	42	1,067	3.9%	14.9%	16.5%	15.9%
% of FP17s for the same patient ID Re-attending between 3 & 9 months - Children	175	377	46.4%	61.0%	59.7%	58.1%
% of FP17s for the same patient ID Re-attending between 3 & 9 months - Adults	266	1,067	24.9%	54.9%	53.0%	50.6%
% of FP17s for Band 1 Urgent Courses	75	1,439	5.2%	8.6%	9.2%	9.1%
% of FP17s Relating to Free Repair or Replacements	20	1,439	1.4%	0.9%	1.0%	0.8%
% of FP17s Relating to Continuations	14	1,439	1.0%	1.2%	1.2%	1.1%
% of Patients satisfied with the dentistry they have received	3	3	N/A	91.4%	91.6%	91.4%
% of Patients satisfied with the time they had to wait for an appointment	3	3	N/A	87.5%	88.1%	87.7%

* This is based on patients treated on this contract for their most recent course of treatment. Figures in italics indicate the base number of FP17s or Patient Questionnaire responses are less than 100. N/A is shown where the base number of responses is less than 10 during the period. % is calculated as Quantity/Base number*100

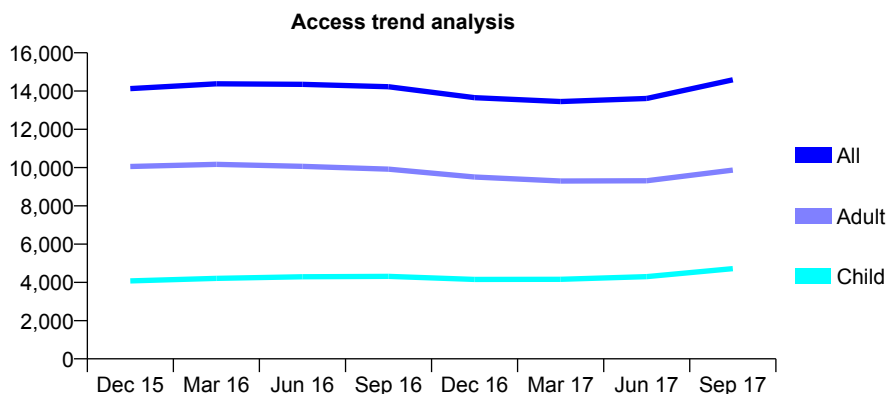
Q52 - Vital Signs At a Glance Contract Report for 177725/0001 - September 2017

Name or company name	MCM Dental Services Ltd
Contract type name	GDS Contract
Purpose of contract	General
Contract start date	03/10/2007
Contract end date	

17/18 Contracted general activity (UDA)	47,000
Carry forward general activity (UDA)	0
17/18 Contracted orthodontic activity (UOA)	0
Carry forward orthodontic activity (UOA)	0
Baseline contract value	£1,426,724.38

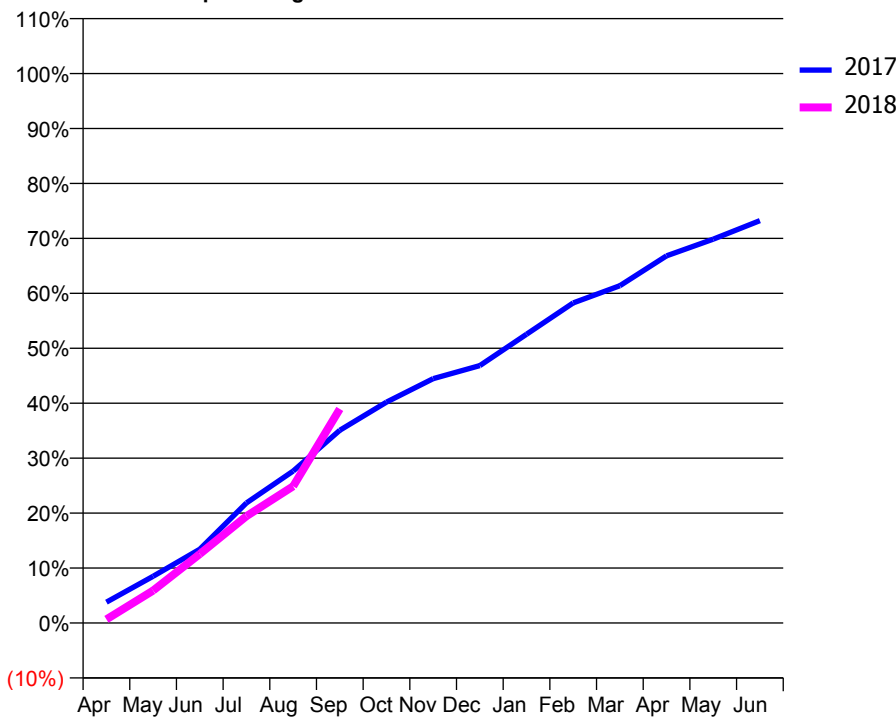
ACCESS*

Patients seen in 24 months	Total	Change since previous quarter
Quarter ending September 2016	14,228	
Quarter ending December 2016	13,656	↓
Quarter ending March 2017	13,455	↓
Quarter ending June 2017	13,612	→
Quarter ending September 2017	14,589	↑
Variance since September 2016	2.5%	↑



ACTIVITY

Cumulative percentage of contracted UDA delivered 2017 & 2018



Adjusted Scheduled Activity (UDA)

Month	2017	2018
April	1,786	315
May	4,002	2,773
June	6,318	5,901
July	10,274	9,147
August	12,995	11,700
September	16,490	18,307
October	18,893	
November	20,902	
December	22,014	
January	24,697	
February	27,381	
March	28,854	
April	31,405	
May	32,832	
June	34,411	

QUALITY

	Quantity	Base Number	Contract	AT	Region	England
% of FP17s for the same patient ID Re-attending within 3 months - Children	601	5,752	10.4%	10.9%	12.8%	11.9%
% of FP17s for the same patient ID Re-attending within 3 months - Adults	1,593	10,650	15.0%	14.9%	16.5%	15.9%
% of FP17s for the same patient ID Re-attending between 3 & 9 months - Children	3,059	5,752	53.2%	61.0%	59.7%	58.1%
% of FP17s for the same patient ID Re-attending between 3 & 9 months - Adults	5,455	10,650	51.2%	54.9%	53.0%	50.6%
% of FP17s for Band 1 Urgent Courses	1,137	10,042	11.3%	8.6%	9.2%	9.1%
% of FP17s Relating to Free Repair or Replacements	90	10,042	0.9%	0.9%	1.0%	0.8%
% of FP17s Relating to Continuations	58	10,042	0.6%	1.2%	1.2%	1.1%
% of Patients satisfied with the dentistry they have received	14	15	93.3%	91.4%	91.6%	91.4%
% of Patients satisfied with the time they had to wait for an appointment	13	15	86.7%	87.5%	88.1%	87.7%

* This is based on patients treated on this contract for their most recent course of treatment. Figures in italics indicate the base number of FP17s or Patient Questionnaire responses are less than 100. N/A is shown where the base number of responses is less than 10 during the period. % is calculated as Quantity/Base number*100

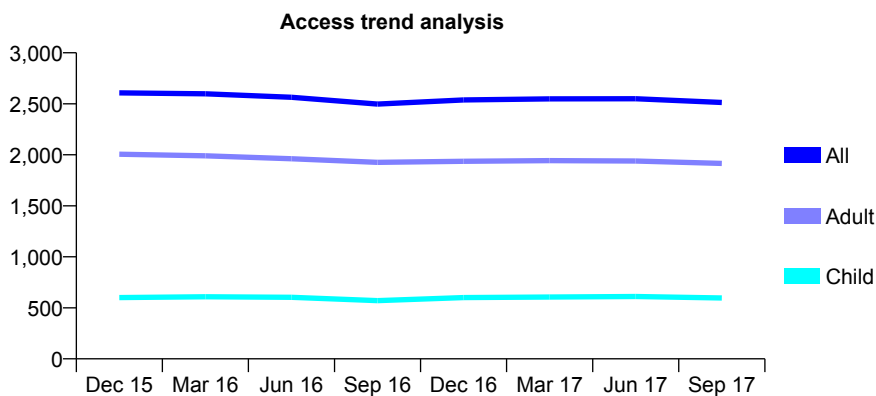
Q52 - Vital Signs At a Glance Contract Report for 180904/0002 - September 2017

Name or company name	Perfect Smile Clinic (UK) ltd
Contract type name	GDS Contract
Purpose of contract	General
Contract start date	01/03/2011
Contract end date	

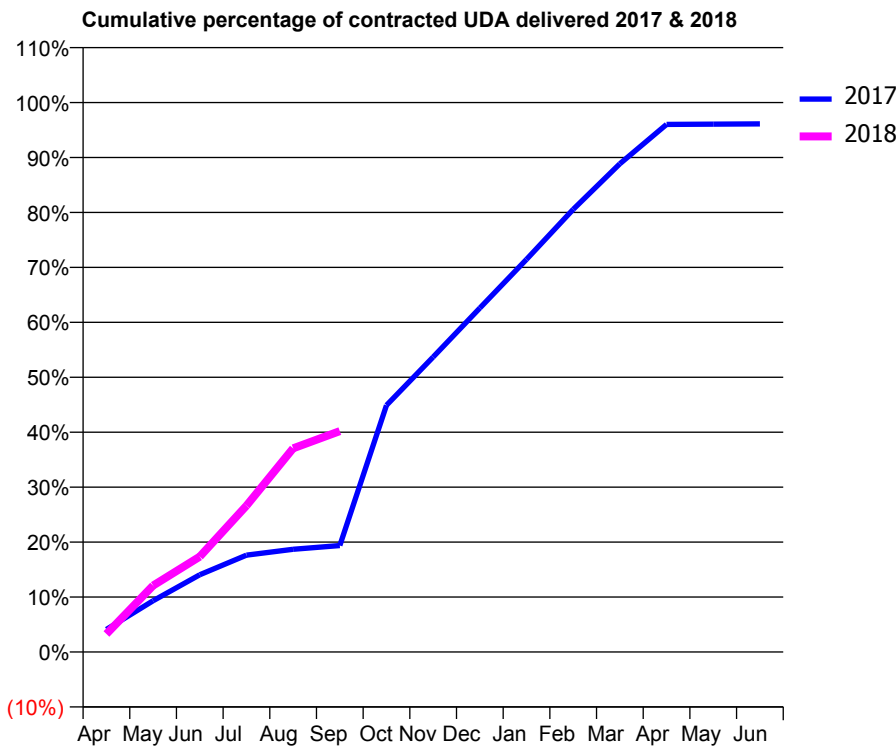
17/18 Contracted general activity (UDA)	8,080
Carry forward general activity (UDA)	0
17/18 Contracted orthodontic activity (UOA)	0
Carry forward orthodontic activity (UOA)	0
Baseline contract value	£225,757.63

ACCESS*

Patients seen in 24 months	Total	Change since previous quarter
Quarter ending September 2016	2,497	
Quarter ending December 2016	2,538	→
Quarter ending March 2017	2,549	→
Quarter ending June 2017	2,550	→
Quarter ending September 2017	2,513	↓
Variance since September 2016	0.6%	→



ACTIVITY



Month	Adjusted Scheduled Activity (UDA)	
	2017	2018
April	332	265
May	753	978
June	1,136	1,402
July	1,424	2,152
August	1,512	2,995
September	1,566	3,248
October	3,628	
November	4,338	
December	5,058	
January	5,773	
February	6,509	
March	7,180	
April	7,758	
May	7,761	
June	7,766	

QUALITY

	Quantity	Base Number	Contract	AT	Region	England
% of FP17s for the same patient ID Re-attending within 3 months - Children	40	510	7.8%	10.9%	12.8%	11.9%
% of FP17s for the same patient ID Re-attending within 3 months - Adults	206	1,514	13.6%	14.9%	16.5%	15.9%
% of FP17s for the same patient ID Re-attending between 3 & 9 months - Children	372	510	72.9%	61.0%	59.7%	58.1%
% of FP17s for the same patient ID Re-attending between 3 & 9 months - Adults	1,033	1,514	68.2%	54.9%	53.0%	50.6%
% of FP17s for Band 1 Urgent Courses	138	1,710	8.1%	8.6%	9.2%	9.1%
% of FP17s Relating to Free Repair or Replacements	35	1,710	2.0%	0.9%	1.0%	0.8%
% of FP17s Relating to Continuations	12	1,710	0.7%	1.2%	1.2%	1.1%
% of Patients satisfied with the dentistry they have received	4	4	N/A	91.4%	91.6%	91.4%
% of Patients satisfied with the time they had to wait for an appointment	4	4	N/A	87.5%	88.1%	87.7%

* This is based on patients treated on this contract for their most recent course of treatment. Figures in italics indicate the base number of FP17s or Patient Questionnaire responses are less than 100. N/A is shown where the base number of responses is less than 10 during the period. % is calculated as Quantity/Base number*100

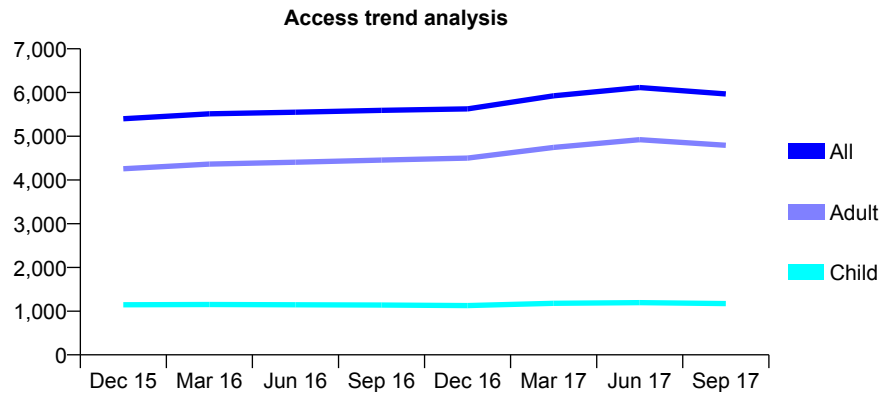
Q52 - Vital Signs At a Glance Contract Report for 181234/0001 - September 2017

Name or company name	Glen Lea Dental Suite
Contract type name	GDS Contract
Purpose of contract	General
Contract start date	01/06/2012
Contract end date	

17/18 Contracted general activity (UDA)	14,835
Carry forward general activity (UDA)	0
17/18 Contracted orthodontic activity (UOA)	0
Carry forward orthodontic activity (UOA)	0
Baseline contract value	£429,803.57

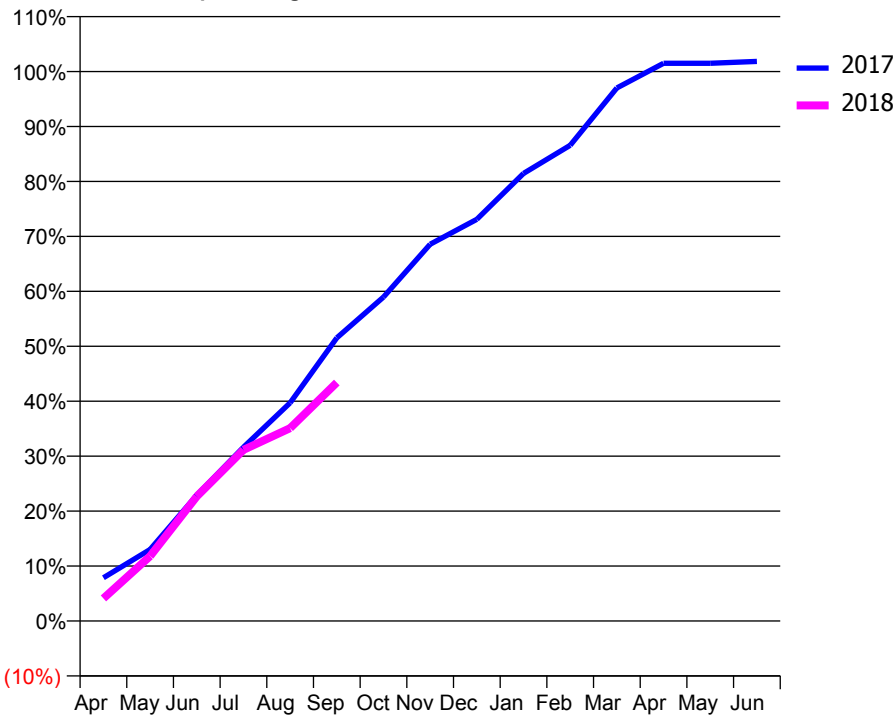
ACCESS*

Patients seen in 24 months	Total	Change since previous quarter
Quarter ending September 2016	5,593	
Quarter ending December 2016	5,627	→
Quarter ending March 2017	5,924	↑
Quarter ending June 2017	6,113	↑
Quarter ending September 2017	5,967	↓
Variance since September 2016	6.7%	↑



ACTIVITY

Cumulative percentage of contracted UDA delivered 2017 & 2018



Month	Adjusted Scheduled Activity (UDA)	
	2017	2018
April	1,169	611
May	1,932	1,753
June	3,396	3,365
July	4,691	4,622
August	5,892	5,206
September	7,644	6,438
October	8,748	
November	10,171	
December	10,844	
January	12,082	
February	12,843	
March	14,389	
April	15,057	
May	15,058	
June	15,109	

QUALITY

	Quantity	Base Number	Contract	AT	Region	England
% of FP17s for the same patient ID Re-attending within 3 months - Children	47	689	6.8%	10.9%	12.8%	11.9%
% of FP17s for the same patient ID Re-attending within 3 months - Adults	459	2,921	15.7%	14.9%	16.5%	15.9%
% of FP17s for the same patient ID Re-attending between 3 & 9 months - Children	194	689	28.2%	61.0%	59.7%	58.1%
% of FP17s for the same patient ID Re-attending between 3 & 9 months - Adults	810	2,921	27.7%	54.9%	53.0%	50.6%
% of FP17s for Band 1 Urgent Courses	268	2,692	10.0%	8.6%	9.2%	9.1%
% of FP17s Relating to Free Repair or Replacements	14	2,692	0.5%	0.9%	1.0%	0.8%
% of FP17s Relating to Continuations	84	2,692	3.1%	1.2%	1.2%	1.1%
% of Patients satisfied with the dentistry they have received	28	29	96.6%	91.4%	91.6%	91.4%
% of Patients satisfied with the time they had to wait for an appointment	29	29	100.0%	87.5%	88.1%	87.7%

* This is based on patients treated on this contract for their most recent course of treatment. Figures in italics indicate the base number of FP17s or Patient Questionnaire responses are less than 100. N/A is shown where the base number of responses is less than 10 during the period. % is calculated as Quantity/Base number*100

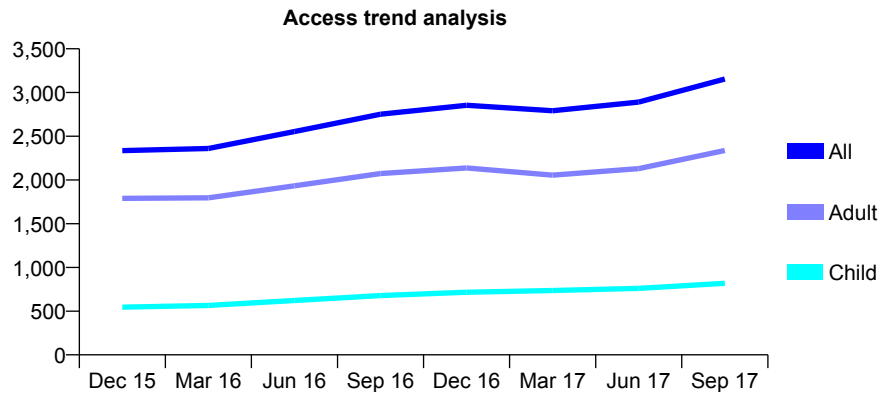
Q52 - Vital Signs At a Glance Contract Report for 181234/0002 - September 2017

Name or company name	Glen Lea Dental Suite
Contract type name	GDS Contract
Purpose of contract	General
Contract start date	01/06/2012
Contract end date	

17/18 Contracted general activity (UDA)	7,000
Carry forward general activity (UDA)	0
17/18 Contracted orthodontic activity (UOA)	0
Carry forward orthodontic activity (UOA)	0
Baseline contract value	£174,639.40

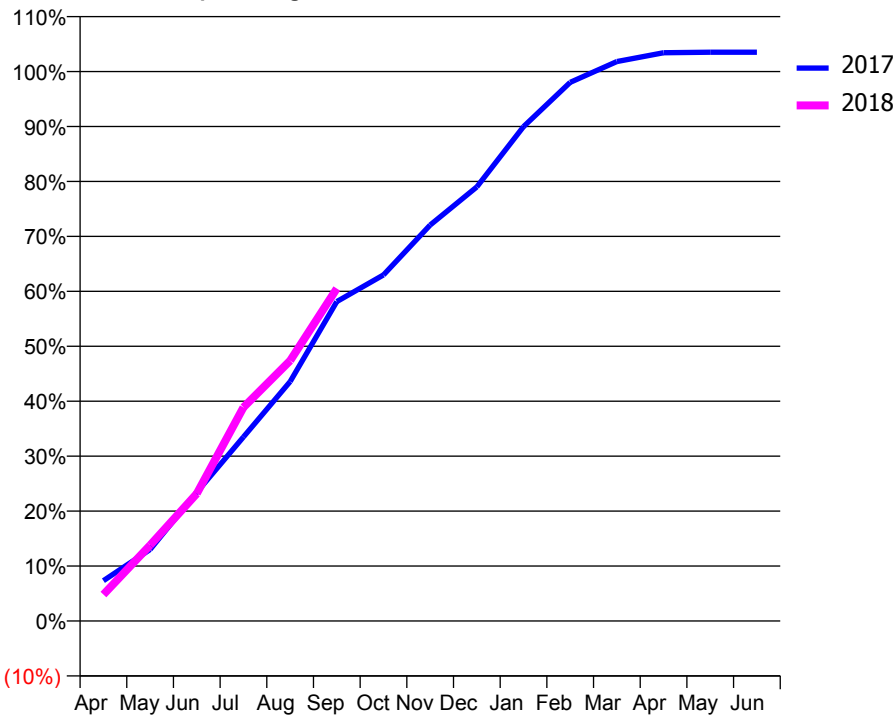
ACCESS*

Patients seen in 24 months	Total	Change since previous quarter
Quarter ending September 2016	2,752	
Quarter ending December 2016	2,854	↑
Quarter ending March 2017	2,791	↓
Quarter ending June 2017	2,891	↑
Quarter ending September 2017	3,155	↑
Variance since September 2016	14.6%	↑



ACTIVITY

Cumulative percentage of contracted UDA delivered 2017 & 2018



Month	Adjusted Scheduled Activity (UDA)	
	2017	2018
April	513	337
May	912	966
June	1,639	1,624
July	2,344	2,722
August	3,051	3,316
September	4,070	4,236
October	4,409	
November	5,044	
December	5,530	
January	6,298	
February	6,862	
March	7,126	
April	7,239	
May	7,245	
June	7,245	

QUALITY

	Quantity	Base Number	Contract	AT	Region	England
% of FP17s for the same patient ID Re-attending within 3 months - Children	34	517	6.6%	10.9%	12.8%	11.9%
% of FP17s for the same patient ID Re-attending within 3 months - Adults	164	1,544	10.6%	14.9%	16.5%	15.9%
% of FP17s for the same patient ID Re-attending between 3 & 9 months - Children	137	517	26.5%	61.0%	59.7%	58.1%
% of FP17s for the same patient ID Re-attending between 3 & 9 months - Adults	321	1,544	20.8%	54.9%	53.0%	50.6%
% of FP17s for Band 1 Urgent Courses	221	1,996	11.1%	8.6%	9.2%	9.1%
% of FP17s Relating to Free Repair or Replacements	9	1,996	0.5%	0.9%	1.0%	0.8%
% of FP17s Relating to Continuations	44	1,996	2.2%	1.2%	1.2%	1.1%
% of Patients satisfied with the dentistry they have received	15	15	100.0%	91.4%	91.6%	91.4%
% of Patients satisfied with the time they had to wait for an appointment	14	15	93.3%	87.5%	88.1%	87.7%

* This is based on patients treated on this contract for their most recent course of treatment. Figures in italics indicate the base number of FP17s or Patient Questionnaire responses are less than 100. N/A is shown where the base number of responses is less than 10 during the period. % is calculated as Quantity/Base number*100

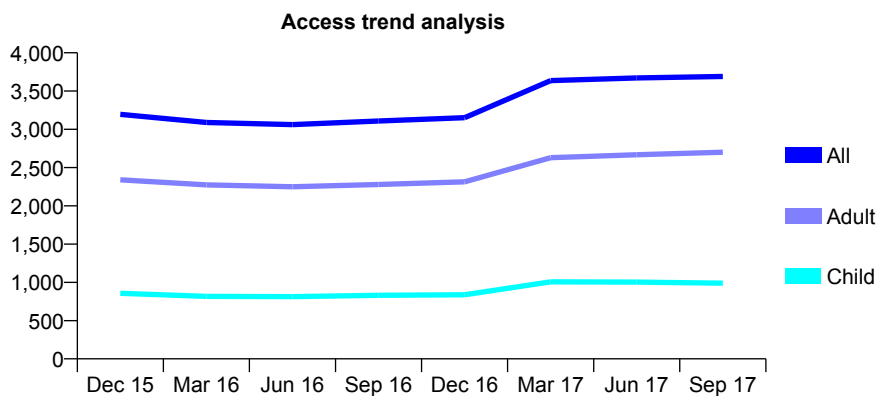
Q52 - Vital Signs At a Glance Contract Report for 181463/0001 - September 2017

Name or company name	Dhinsa Dental Limited
Contract type name	GDS Contract
Purpose of contract	General
Contract start date	01/04/2009
Contract end date	

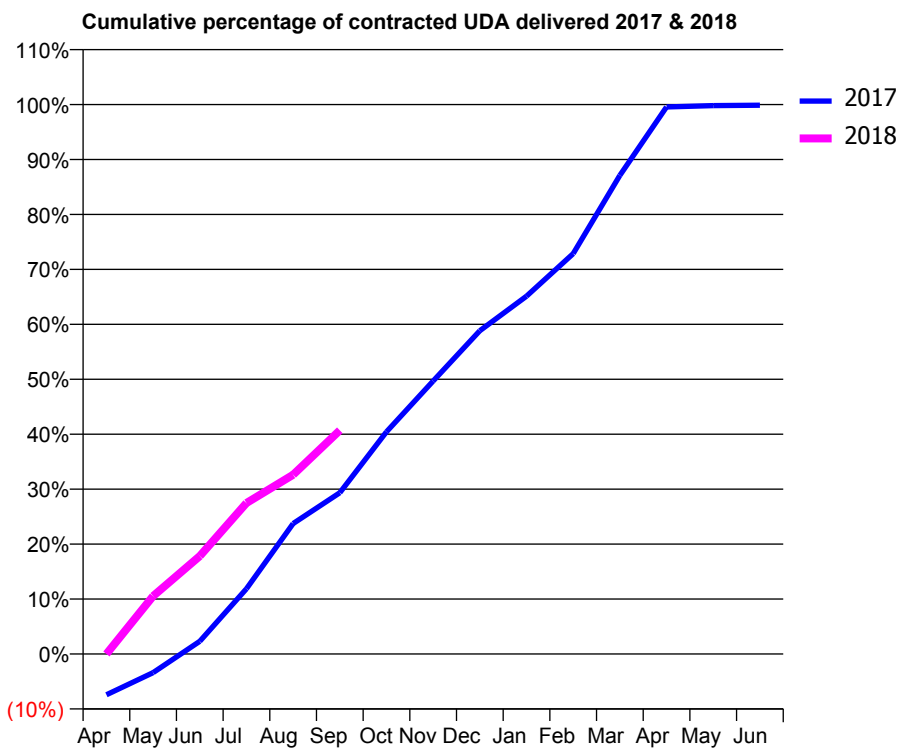
17/18 Contracted general activity (UDA)	11,550
Carry forward general activity (UDA)	0
17/18 Contracted orthodontic activity (UOA)	0
Carry forward orthodontic activity (UOA)	0
Baseline contract value	£276,205.35

ACCESS*

Patients seen in 24 months	Total	Change since previous quarter
Quarter ending September 2016	3,109	
Quarter ending December 2016	3,152	→
Quarter ending March 2017	3,636	↑
Quarter ending June 2017	3,671	→
Quarter ending September 2017	3,690	→
Variance since September 2016	18.7%	↑



ACTIVITY



Month	Adjusted Scheduled Activity (UDA)	
	2017	2018
April	-860	0
May	-394	1,218
June	267	2,058
July	1,372	3,173
August	2,742	3,769
September	3,390	4,702
October	4,671	
November	5,738	
December	6,795	
January	7,521	
February	8,415	
March	10,060	
April	11,499	
May	11,527	
June	11,534	

QUALITY

	Quantity	Base Number	Contract	AT	Region	England
% of FP17s for the same patient ID Re-attending within 3 months - Children	32	711	4.5%	10.9%	12.8%	11.9%
% of FP17s for the same patient ID Re-attending within 3 months - Adults	309	1,764	17.5%	14.9%	16.5%	15.9%
% of FP17s for the same patient ID Re-attending between 3 & 9 months - Children	443	711	62.3%	61.0%	59.7%	58.1%
% of FP17s for the same patient ID Re-attending between 3 & 9 months - Adults	688	1,764	39.0%	54.9%	53.0%	50.6%
% of FP17s for Band 1 Urgent Courses	119	2,067	5.8%	8.6%	9.2%	9.1%
% of FP17s Relating to Free Repair or Replacements	22	2,067	1.1%	0.9%	1.0%	0.8%
% of FP17s Relating to Continuations	40	2,067	1.9%	1.2%	1.2%	1.1%
% of Patients satisfied with the dentistry they have received	5	5	N/A	91.4%	91.6%	91.4%
% of Patients satisfied with the time they had to wait for an appointment	5	5	N/A	87.5%	88.1%	87.7%

* This is based on patients treated on this contract for their most recent course of treatment. Figures in italics indicate the base number of FP17s or Patient Questionnaire responses are less than 100. N/A is shown where the base number of responses is less than 10 during the period. % is calculated as Quantity/Base number*100

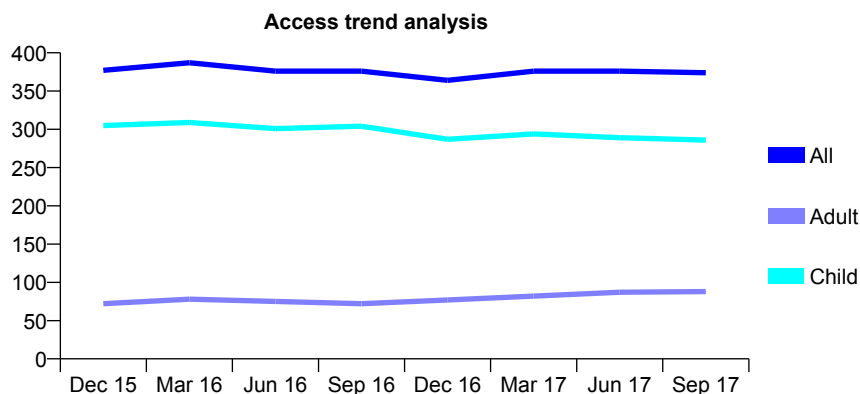
Q52 - Vital Signs At a Glance Contract Report for 182192/0001 - September 2017

Name or company name	Baldon Dental Centre Ltd
Contract type name	GDS Contract
Purpose of contract	General
Contract start date	01/11/2008
Contract end date	

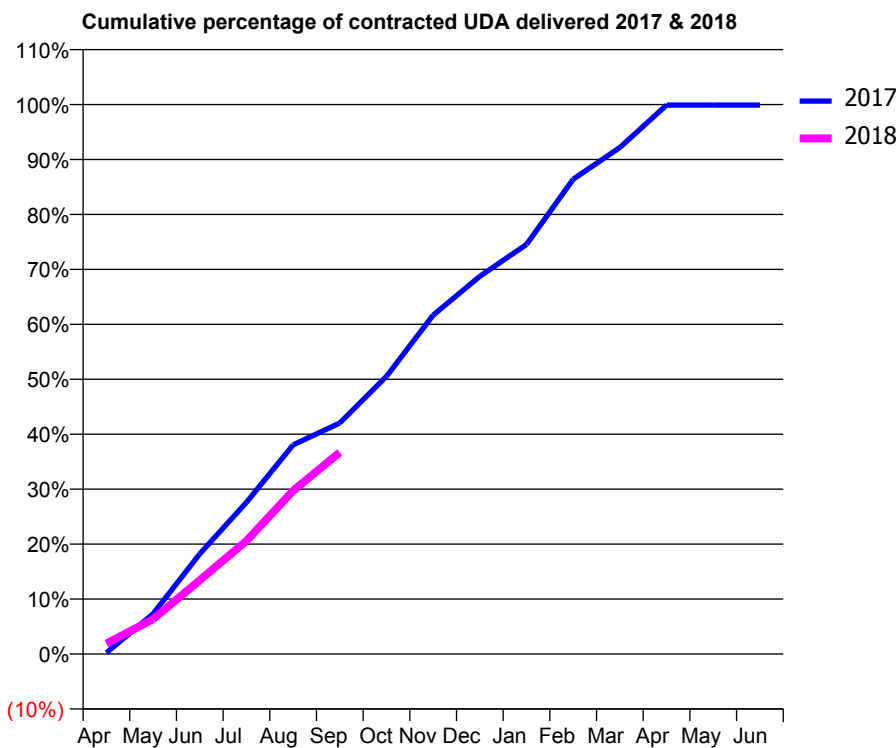
17/18 Contracted general activity (UDA)	835
Carry forward general activity (UDA)	0
17/18 Contracted orthodontic activity (UOA)	0
Carry forward orthodontic activity (UOA)	0
Baseline contract value	£24,228.48

ACCESS*

Patients seen in 24 months	Total	Change since previous quarter
Quarter ending September 2016	376	
Quarter ending December 2016	364	↓
Quarter ending March 2017	376	↑
Quarter ending June 2017	376	→
Quarter ending September 2017	374	→
Variance since September 2016	(0.5%)	→



ACTIVITY



Month	Adjusted Scheduled Activity (UDA)	
	2017	2018
April	2	16
May	61	53
June	152	112
July	230	172
August	318	248
September	351	306
October	422	
November	515	
December	574	
January	622	
February	721	
March	770	
April	834	
May	834	
June	834	

QUALITY

	Quantity	Base Number	Contract	AT	Region	England
% of FP17s for the same patient ID Re-attending within 3 months - Children	8	215	3.7%	10.9%	12.8%	11.9%
% of FP17s for the same patient ID Re-attending within 3 months - Adults	4	36	11.1%	14.9%	16.5%	15.9%
% of FP17s for the same patient ID Re-attending between 3 & 9 months - Children	159	215	74.0%	61.0%	59.7%	58.1%
% of FP17s for the same patient ID Re-attending between 3 & 9 months - Adults	15	36	41.7%	54.9%	53.0%	50.6%
% of FP17s for Band 1 Urgent Courses	7	210	3.3%	8.6%	9.2%	9.1%
% of FP17s Relating to Free Repair or Replacements	0	210	0.0%	0.9%	1.0%	0.8%
% of FP17s Relating to Continuations	0	210	0.0%	1.2%	1.2%	1.1%
% of Patients satisfied with the dentistry they have received	1	1	N/A	91.4%	91.6%	91.4%
% of Patients satisfied with the time they had to wait for an appointment	1	1	N/A	87.5%	88.1%	87.7%

* This is based on patients treated on this contract for their most recent course of treatment. Figures in italics indicate the base number of FP17s or Patient Questionnaire responses are less than 100. N/A is shown where the base number of responses is less than 10 during the period. % is calculated as Quantity/Base number*100

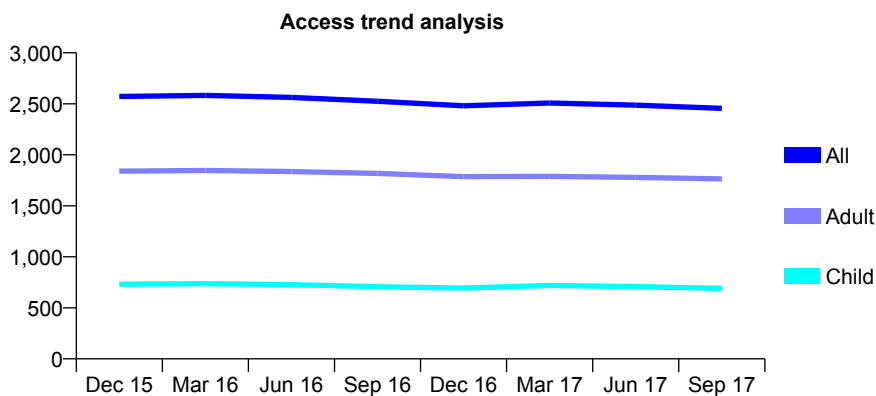
Q52 - Vital Signs At a Glance Contract Report for 183180/0001 - September 2017

Name or company name	Airedale Dental Practice
Contract type name	GDS Contract
Purpose of contract	General
Contract start date	01/03/2013
Contract end date	

17/18 Contracted general activity (UDA)	8,800
Carry forward general activity (UDA)	0
17/18 Contracted orthodontic activity (UOA)	0
Carry forward orthodontic activity (UOA)	0
Baseline contract value	£281,407.59

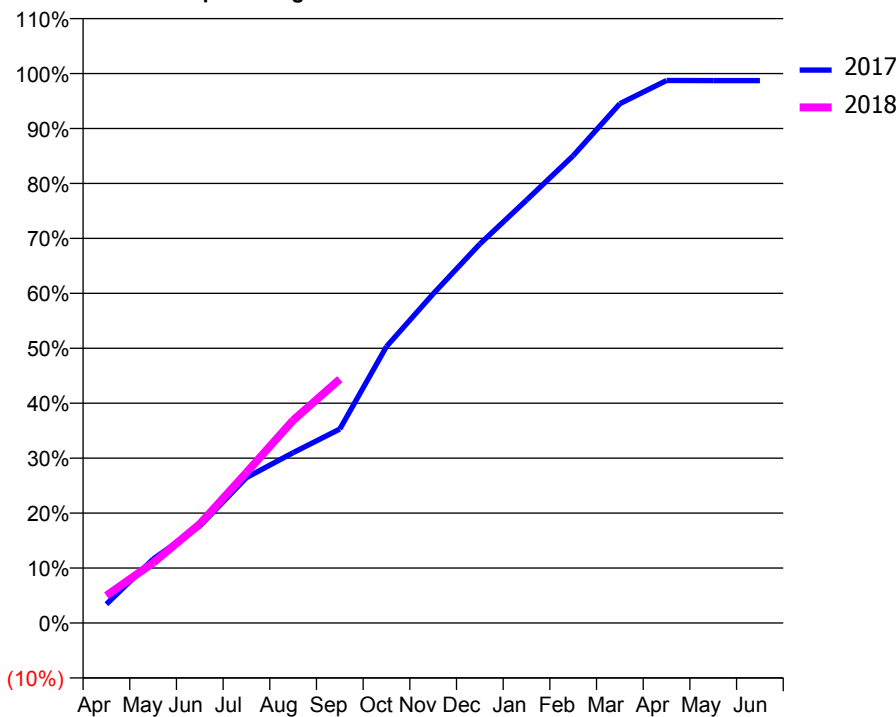
ACCESS*

Patients seen in 24 months	Total	Change since previous quarter
Quarter ending September 2016	2,525	
Quarter ending December 2016	2,480	↓
Quarter ending March 2017	2,508	→
Quarter ending June 2017	2,487	→
Quarter ending September 2017	2,455	↓
Variance since September 2016	(2.8%)	↓



ACTIVITY

Cumulative percentage of contracted UDA delivered 2017 & 2018



Month	Adjusted Scheduled Activity (UDA)	
	2017	2018
April	302	439
May	1,024	965
June	1,554	1,585
July	2,329	2,410
August	2,727	3,247
September	3,107	3,906
October	4,427	
November	5,272	
December	6,069	
January	6,773	
February	7,485	
March	8,316	
April	8,689	
May	8,687	
June	8,685	

QUALITY

	Quantity	Base Number	Contract	AT	Region	England
% of FP17s for the same patient ID Re-attending within 3 months - Children	50	481	10.4%	10.9%	12.8%	11.9%
% of FP17s for the same patient ID Re-attending within 3 months - Adults	166	1,177	14.1%	14.9%	16.5%	15.9%
% of FP17s for the same patient ID Re-attending between 3 & 9 months - Children	260	481	54.1%	61.0%	59.7%	58.1%
% of FP17s for the same patient ID Re-attending between 3 & 9 months - Adults	593	1,177	50.4%	54.9%	53.0%	50.6%
% of FP17s for Band 1 Urgent Courses	153	1,531	10.0%	8.6%	9.2%	9.1%
% of FP17s Relating to Free Repair or Replacements	20	1,531	1.3%	0.9%	1.0%	0.8%
% of FP17s Relating to Continuations	6	1,531	0.4%	1.2%	1.2%	1.1%
% of Patients satisfied with the dentistry they have received	3	3	N/A	91.4%	91.6%	91.4%
% of Patients satisfied with the time they had to wait for an appointment	2	3	N/A	87.5%	88.1%	87.7%

* This is based on patients treated on this contract for their most recent course of treatment. Figures in italics indicate the base number of FP17s or Patient Questionnaire responses are less than 100. N/A is shown where the base number of responses is less than 10 during the period. % is calculated as Quantity/Base number*100

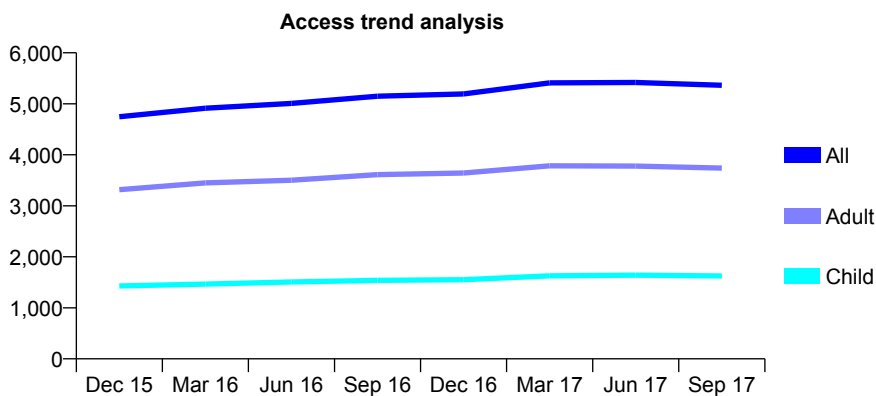
Q52 - Vital Signs At a Glance Contract Report for 183857/0001 - September 2017

Name or company name	Windmill Dental
Contract type name	GDS Contract
Purpose of contract	General
Contract start date	01/03/2010
Contract end date	

17/18 Contracted general activity (UDA)	14,000
Carry forward general activity (UDA)	0
17/18 Contracted orthodontic activity (UOA)	0
Carry forward orthodontic activity (UOA)	0
Baseline contract value	£379,650.88

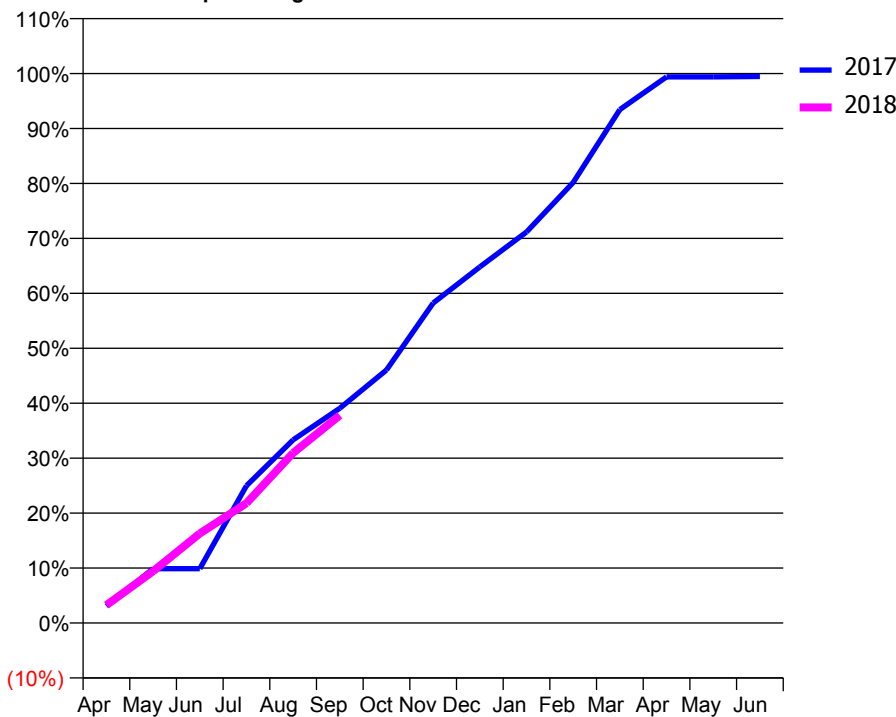
ACCESS*

Patients seen in 24 months	Total	Change since previous quarter
Quarter ending September 2016	5,150	
Quarter ending December 2016	5,193	→
Quarter ending March 2017	5,411	↑
Quarter ending June 2017	5,419	→
Quarter ending September 2017	5,364	↓
Variance since September 2016	4.2%	↑



ACTIVITY

Cumulative percentage of contracted UDA delivered 2017 & 2018



Adjusted Scheduled Activity (UDA)

Month	2017	2018
April	430	458
May	1,385	1,319
June	1,385	2,282
July	3,498	3,052
August	4,665	4,333
September	5,472	5,293
October	6,446	
November	8,152	
December	9,074	
January	9,961	
February	11,223	
March	13,083	
April	13,914	
May	13,914	
June	13,923	

QUALITY

	Quantity	Base Number	Contract	AT	Region	England
% of FP17s for the same patient ID Re-attending within 3 months - Children	83	1,124	7.4%	10.9%	12.8%	11.9%
% of FP17s for the same patient ID Re-attending within 3 months - Adults	293	2,478	11.8%	14.9%	16.5%	15.9%
% of FP17s for the same patient ID Re-attending between 3 & 9 months - Children	770	1,124	68.5%	61.0%	59.7%	58.1%
% of FP17s for the same patient ID Re-attending between 3 & 9 months - Adults	1,596	2,478	64.4%	54.9%	53.0%	50.6%
% of FP17s for Band 1 Urgent Courses	138	2,921	4.7%	8.6%	9.2%	9.1%
% of FP17s Relating to Free Repair or Replacements	11	2,921	0.4%	0.9%	1.0%	0.8%
% of FP17s Relating to Continuations	16	2,921	0.5%	1.2%	1.2%	1.1%
% of Patients satisfied with the dentistry they have received	8	9	N/A	91.4%	91.6%	91.4%
% of Patients satisfied with the time they had to wait for an appointment	8	9	N/A	87.5%	88.1%	87.7%

* This is based on patients treated on this contract for their most recent course of treatment. Figures in italics indicate the base number of FP17s or Patient Questionnaire responses are less than 100. N/A is shown where the base number of responses is less than 10 during the period. % is calculated as Quantity/Base number*100

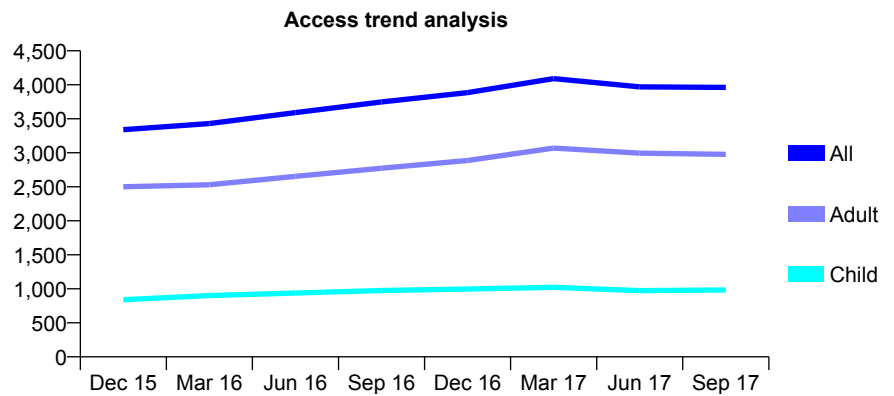
Q52 - Vital Signs At a Glance Contract Report for 184659/0001 - September 2017

Name or company name	Humber & Yorkshire CDA Limited
Contract type name	GDS Contract
Purpose of contract	General
Contract start date	12/11/2009
Contract end date	

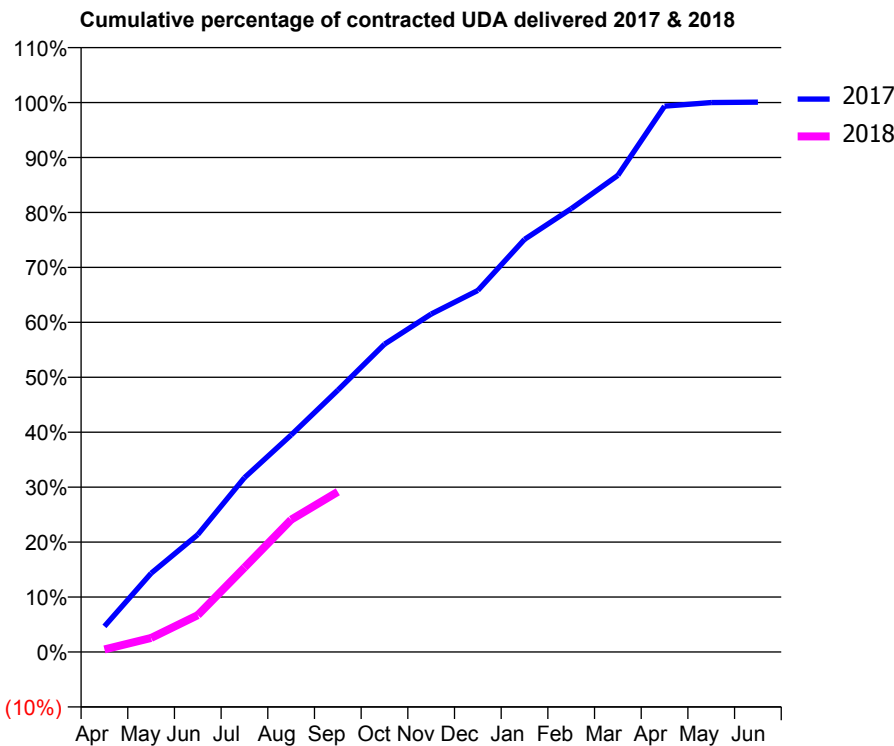
17/18 Contracted general activity (UDA)	9,485
Carry forward general activity (UDA)	0
17/18 Contracted orthodontic activity (UOA)	0
Carry forward orthodontic activity (UOA)	0
Baseline contract value	£271,179.20

ACCESS*

Patients seen in 24 months	Total	Change since previous quarter
Quarter ending September 2016	3,749	
Quarter ending December 2016	3,886	↑
Quarter ending March 2017	4,092	↑
Quarter ending June 2017	3,969	↓
Quarter ending September 2017	3,961	→
Variance since September 2016	5.7%	↑



ACTIVITY



Month	Adjusted Scheduled Activity (UDA)	
	2017	2018
April	440	45
May	1,347	243
June	2,010	636
July	2,984	1,459
August	3,714	2,286
September	4,480	2,766
October	5,268	
November	5,783	
December	6,188	
January	7,060	
February	7,587	
March	8,157	
April	9,342	
May	9,402	
June	9,410	

QUALITY

	Quantity	Base Number	Contract	AT	Region	England
% of FP17s for the same patient ID Re-attending within 3 months - Children	22	522	4.2%	10.9%	12.8%	11.9%
% of FP17s for the same patient ID Re-attending within 3 months - Adults	198	1,574	12.6%	14.9%	16.5%	15.9%
% of FP17s for the same patient ID Re-attending between 3 & 9 months - Children	304	522	58.2%	61.0%	59.7%	58.1%
% of FP17s for the same patient ID Re-attending between 3 & 9 months - Adults	737	1,574	46.8%	54.9%	53.0%	50.6%
% of FP17s for Band 1 Urgent Courses	215	1,472	14.6%	8.6%	9.2%	9.1%
% of FP17s Relating to Free Repair or Replacements	1	1,472	0.1%	0.9%	1.0%	0.8%
% of FP17s Relating to Continuations	18	1,472	1.2%	1.2%	1.2%	1.1%
% of Patients satisfied with the dentistry they have received	18	21	85.7%	91.4%	91.6%	91.4%
% of Patients satisfied with the time they had to wait for an appointment	19	21	90.5%	87.5%	88.1%	87.7%

* This is based on patients treated on this contract for their most recent course of treatment. Figures in italics indicate the base number of FP17s or Patient Questionnaire responses are less than 100. N/A is shown where the base number of responses is less than 10 during the period. % is calculated as Quantity/Base number*100

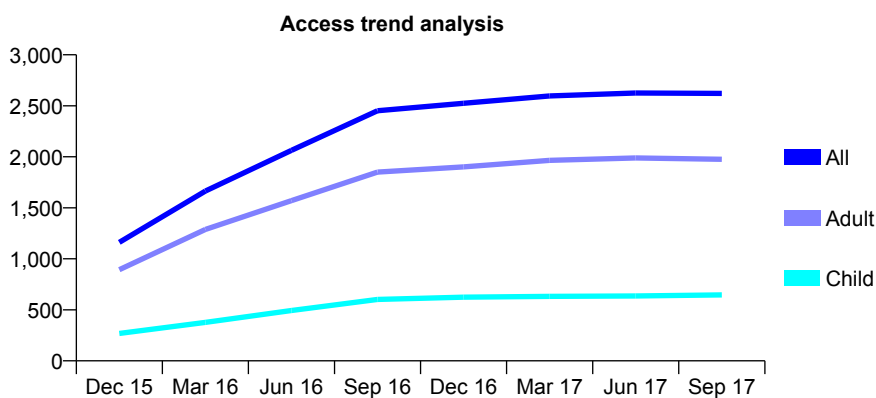
Q52 - Vital Signs At a Glance Contract Report for 184772/0001 - September 2017

Name or company name	Ripponden Dental Care Ltd
Contract type name	GDS Contract
Purpose of contract	General
Contract start date	09/09/2015
Contract end date	

17/18 Contracted general activity (UDA)	7,100
Carry forward general activity (UDA)	0
17/18 Contracted orthodontic activity (UOA)	0
Carry forward orthodontic activity (UOA)	0
Baseline contract value	£190,804.98

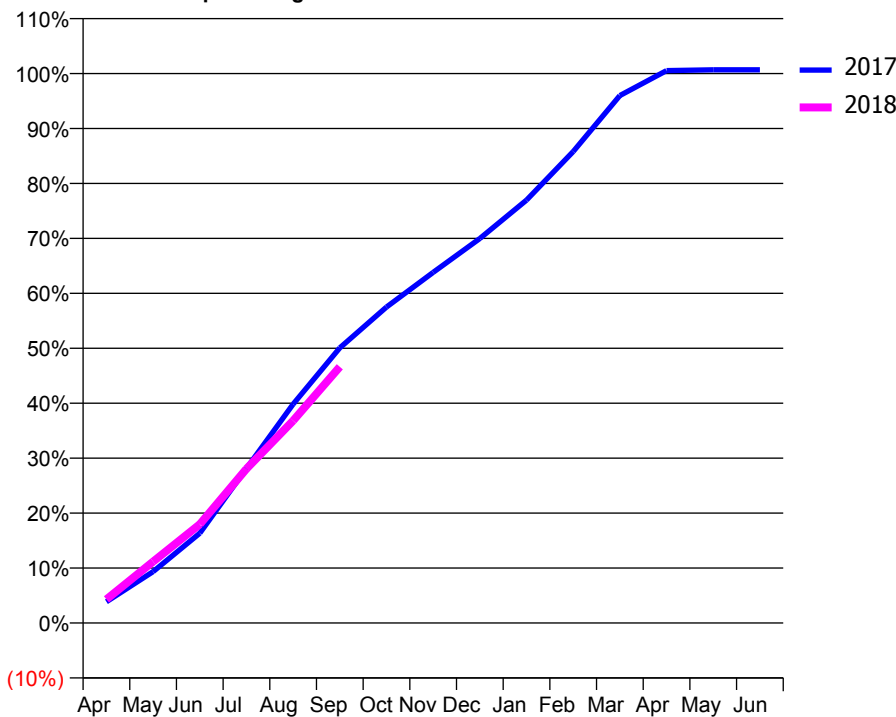
ACCESS*

Patients seen in 24 months	Total	Change since previous quarter
Quarter ending September 2016	2,452	
Quarter ending December 2016	2,525	↑
Quarter ending March 2017	2,597	↑
Quarter ending June 2017	2,625	→
Quarter ending September 2017	2,622	→
Variance since September 2016	6.9%	↑



ACTIVITY

Cumulative percentage of contracted UDA delivered 2017 & 2018



Adjusted Scheduled Activity (UDA)

Month	2017	2018
April	274	306
May	664	794
June	1,161	1,276
July	1,998	1,993
August	2,829	2,614
September	3,555	3,311
October	4,083	
November	4,531	
December	4,969	
January	5,465	
February	6,092	
March	6,815	
April	7,137	
May	7,147	
June	7,147	

QUALITY

	Quantity	Base Number	Contract	AT	Region	England
% of FP17s for the same patient ID Re-attending within 3 months - Children	27	438	6.2%	10.9%	12.8%	11.9%
% of FP17s for the same patient ID Re-attending within 3 months - Adults	178	1,369	13.0%	14.9%	16.5%	15.9%
% of FP17s for the same patient ID Re-attending between 3 & 9 months - Children	222	438	50.7%	61.0%	59.7%	58.1%
% of FP17s for the same patient ID Re-attending between 3 & 9 months - Adults	745	1,369	54.4%	54.9%	53.0%	50.6%
% of FP17s for Band 1 Urgent Courses	75	1,681	4.5%	8.6%	9.2%	9.1%
% of FP17s Relating to Free Repair or Replacements	17	1,681	1.0%	0.9%	1.0%	0.8%
% of FP17s Relating to Continuations	37	1,681	2.2%	1.2%	1.2%	1.1%
% of Patients satisfied with the dentistry they have received	3	3	N/A	91.4%	91.6%	91.4%
% of Patients satisfied with the time they had to wait for an appointment	3	3	N/A	87.5%	88.1%	87.7%

* This is based on patients treated on this contract for their most recent course of treatment. Figures in italics indicate the base number of FP17s or Patient Questionnaire responses are less than 100. N/A is shown where the base number of responses is less than 10 during the period. % is calculated as Quantity/Base number*100

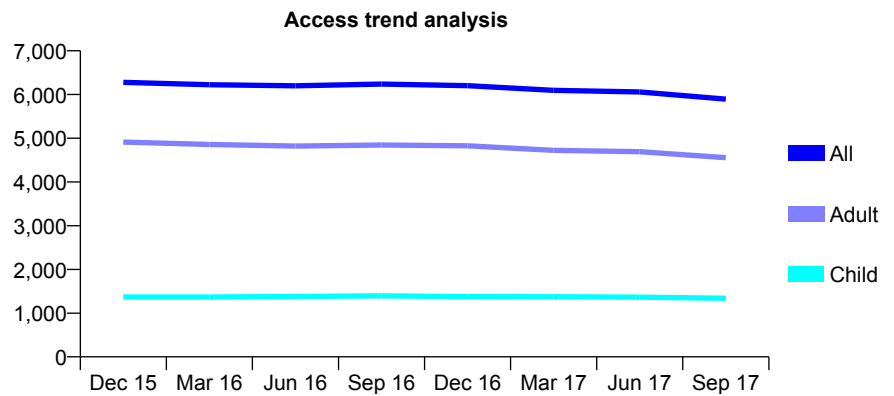
Q52 - Vital Signs At a Glance Contract Report for 184810/0001 - September 2017

Name or company name	S K Exel Dental Limited
Contract type name	GDS Contract
Purpose of contract	General
Contract start date	01/12/2009
Contract end date	

17/18 Contracted general activity (UDA)	19,460
Carry forward general activity (UDA)	0
17/18 Contracted orthodontic activity (UOA)	0
Carry forward orthodontic activity (UOA)	0
Baseline contract value	£624,803.15

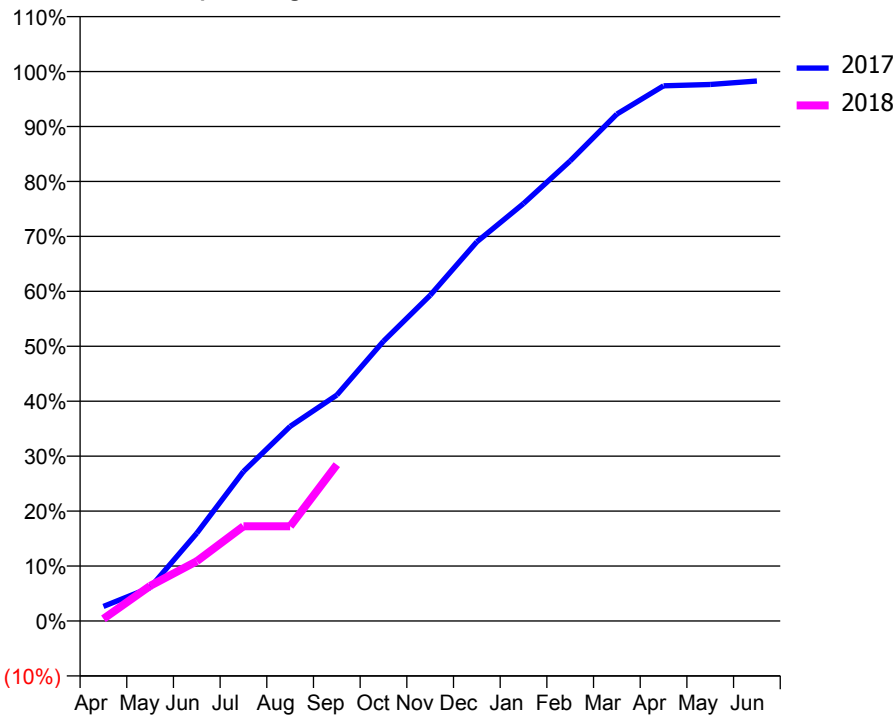
ACCESS*

Patients seen in 24 months	Total	Change since previous quarter
Quarter ending September 2016	6,240	
Quarter ending December 2016	6,203	→
Quarter ending March 2017	6,097	↓
Quarter ending June 2017	6,058	→
Quarter ending September 2017	5,894	↓
Variance since September 2016	(5.5%)	↓



ACTIVITY

Cumulative percentage of contracted UDA delivered 2017 & 2018



Month	Adjusted Scheduled Activity (UDA)	
	2017	2018
April	518	76
May	1,182	1,246
June	3,112	2,119
July	5,294	3,357
August	6,892	3,357
September	8,000	5,539
October	9,911	
November	11,532	
December	13,427	
January	14,781	
February	16,296	
March	17,950	
April	18,954	
May	19,002	
June	19,123	

QUALITY

	Quantity	Base Number	Contract	AT	Region	England
% of FP17s for the same patient ID Re-attending within 3 months - Children	104	1,020	10.2%	10.9%	12.8%	11.9%
% of FP17s for the same patient ID Re-attending within 3 months - Adults	336	2,509	13.4%	14.9%	16.5%	15.9%
% of FP17s for the same patient ID Re-attending between 3 & 9 months - Children	634	1,020	62.2%	61.0%	59.7%	58.1%
% of FP17s for the same patient ID Re-attending between 3 & 9 months - Adults	1,229	2,509	49.0%	54.9%	53.0%	50.6%
% of FP17s for Band 1 Urgent Courses	522	2,947	17.7%	8.6%	9.2%	9.1%
% of FP17s Relating to Free Repair or Replacements	13	2,947	0.4%	0.9%	1.0%	0.8%
% of FP17s Relating to Continuations	12	2,947	0.4%	1.2%	1.2%	1.1%
% of Patients satisfied with the dentistry they have received	8	8	N/A	91.4%	91.6%	91.4%
% of Patients satisfied with the time they had to wait for an appointment	7	8	N/A	87.5%	88.1%	87.7%

* This is based on patients treated on this contract for their most recent course of treatment. Figures in italics indicate the base number of FP17s or Patient Questionnaire responses are less than 100. N/A is shown where the base number of responses is less than 10 during the period. % is calculated as Quantity/Base number*100

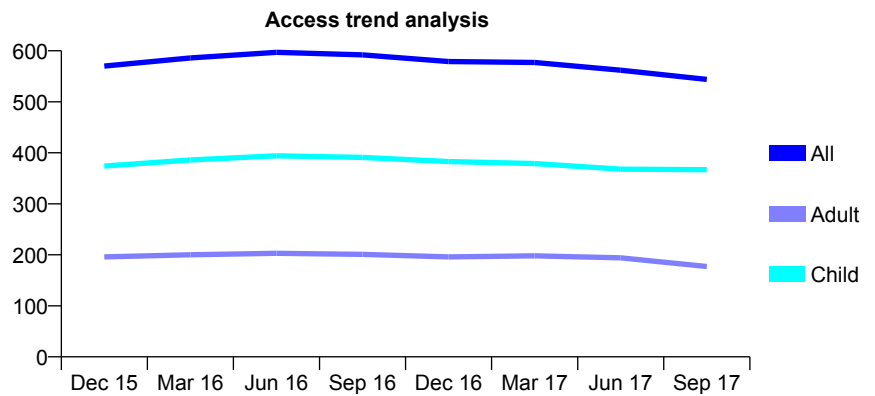
Q52 - Vital Signs At a Glance Contract Report for 185213/0001 - September 2017

Name or company name	Eastleigh Dental Health Practice
Contract type name	GDS Contract
Purpose of contract	General
Contract start date	01/08/2012
Contract end date	

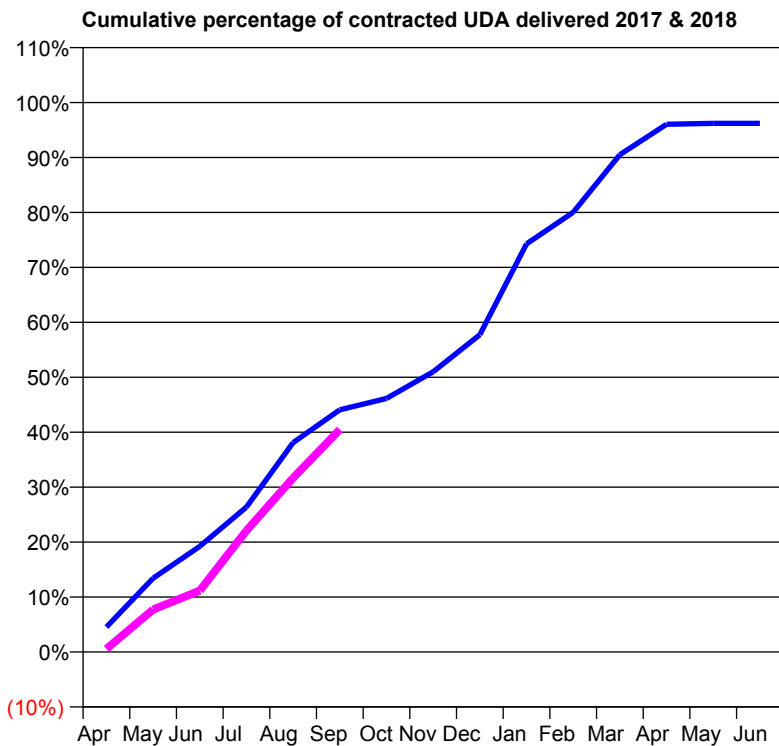
17/18 Contracted general activity (UDA)	1,773
Carry forward general activity (UDA)	0
17/18 Contracted orthodontic activity (UOA)	0
Carry forward orthodontic activity (UOA)	0
Baseline contract value	£52,791.33

ACCESS*

Patients seen in 24 months	Total	Change since previous quarter
Quarter ending September 2016	592	
Quarter ending December 2016	579	↓
Quarter ending March 2017	577	→
Quarter ending June 2017	562	↓
Quarter ending September 2017	544	↓
Variance since September 2016	(8.1%)	↓



ACTIVITY



Month	Adjusted Scheduled Activity (UDA)	
	2017	2018
April	81	10
May	238	137
June	341	198
July	468	392
August	676	562
September	782	718
October	818	
November	904	
December	1,024	
January	1,317	
February	1,419	
March	1,605	
April	1,703	
May	1,706	
June	1,706	

QUALITY

	Quantity	Base Number	Contract	AT	Region	England
% of FP17s for the same patient ID Re-attending within 3 months - Children	32	317	10.1%	10.9%	12.8%	11.9%
% of FP17s for the same patient ID Re-attending within 3 months - Adults	24	106	22.6%	14.9%	16.5%	15.9%
% of FP17s for the same patient ID Re-attending between 3 & 9 months - Children	226	317	71.3%	61.0%	59.7%	58.1%
% of FP17s for the same patient ID Re-attending between 3 & 9 months - Adults	64	106	60.4%	54.9%	53.0%	50.6%
% of FP17s for Band 1 Urgent Courses	19	376	5.1%	8.6%	9.2%	9.1%
% of FP17s Relating to Free Repair or Replacements	1	376	0.3%	0.9%	1.0%	0.8%
% of FP17s Relating to Continuations	0	376	0.0%	1.2%	1.2%	1.1%
% of Patients satisfied with the dentistry they have received	1	1	N/A	91.4%	91.6%	91.4%
% of Patients satisfied with the time they had to wait for an appointment	1	1	N/A	87.5%	88.1%	87.7%

* This is based on patients treated on this contract for their most recent course of treatment. Figures in italics indicate the base number of FP17s or Patient Questionnaire responses are less than 100. N/A is shown where the base number of responses is less than 10 during the period. % is calculated as Quantity/Base number*100

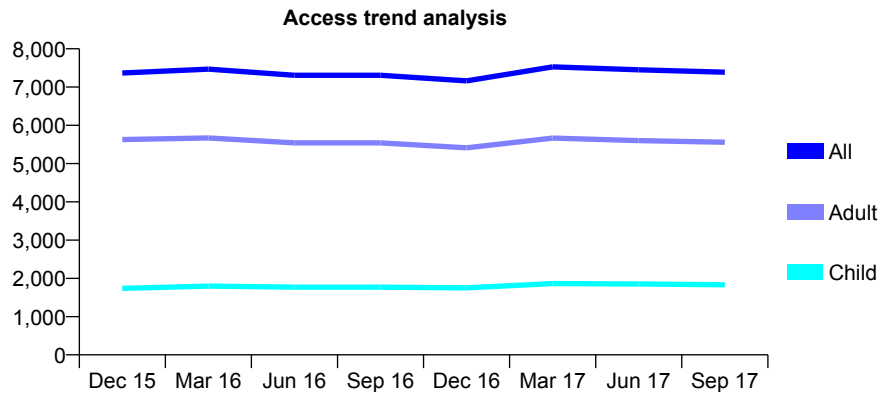
Q52 - Vital Signs At a Glance Contract Report for 187399/0001 - September 2017

Name or company name	M & B Practices Ltd
Contract type name	GDS Contract
Purpose of contract	General
Contract start date	01/11/2011
Contract end date	

17/18 Contracted general activity (UDA)	24,700
Carry forward general activity (UDA)	0
17/18 Contracted orthodontic activity (UOA)	0
Carry forward orthodontic activity (UOA)	0
Baseline contract value	£590,243.73

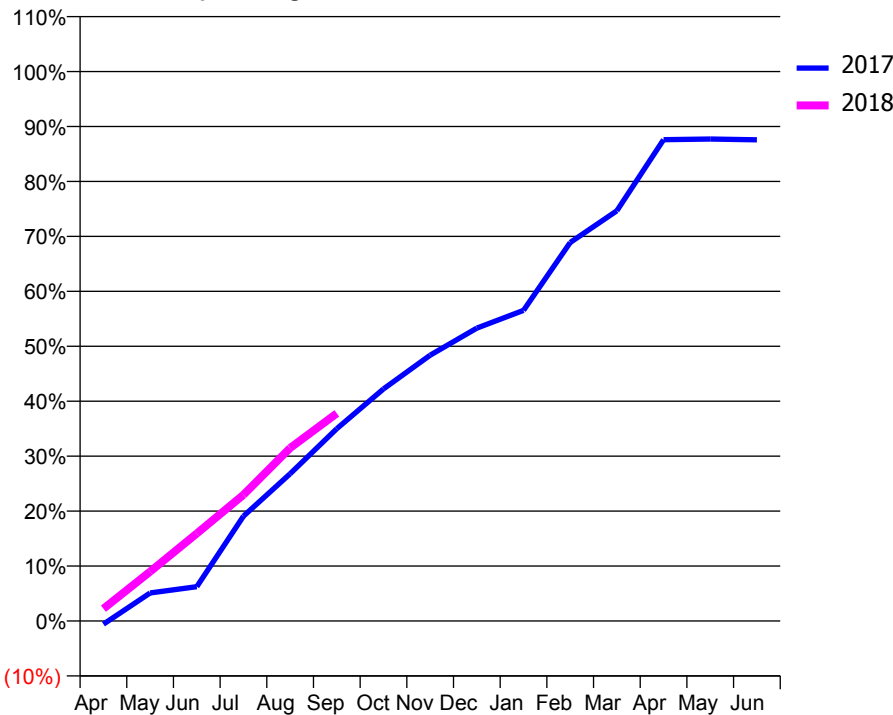
ACCESS*

Patients seen in 24 months	Total	Change since previous quarter
Quarter ending September 2016	7,309	
Quarter ending December 2016	7,163	↓
Quarter ending March 2017	7,528	↑
Quarter ending June 2017	7,452	↓
Quarter ending September 2017	7,389	→
Variance since September 2016	1.1%	→



ACTIVITY

Cumulative percentage of contracted UDA delivered 2017 & 2018



Month	Adjusted Scheduled Activity (UDA)	
	2017	2018
April	-145	554
May	1,261	2,219
June	1,541	3,936
July	4,717	5,672
August	6,618	7,775
September	8,649	9,337
October	10,431	
November	11,952	
December	13,168	
January	13,963	
February	17,011	
March	18,442	
April	21,637	
May	21,668	
June	21,632	

QUALITY

	Quantity	Base Number	Contract	AT	Region	England
% of FP17s for the same patient ID Re-attending within 3 months - Children	108	1,380	7.8%	10.9%	12.8%	11.9%
% of FP17s for the same patient ID Re-attending within 3 months - Adults	597	4,198	14.2%	14.9%	16.5%	15.9%
% of FP17s for the same patient ID Re-attending between 3 & 9 months - Children	798	1,380	57.8%	61.0%	59.7%	58.1%
% of FP17s for the same patient ID Re-attending between 3 & 9 months - Adults	2,225	4,198	53.0%	54.9%	53.0%	50.6%
% of FP17s for Band 1 Urgent Courses	413	4,257	9.7%	8.6%	9.2%	9.1%
% of FP17s Relating to Free Repair or Replacements	53	4,257	1.2%	0.9%	1.0%	0.8%
% of FP17s Relating to Continuations	20	4,257	0.5%	1.2%	1.2%	1.1%
% of Patients satisfied with the dentistry they have received	7	7	N/A	91.4%	91.6%	91.4%
% of Patients satisfied with the time they had to wait for an appointment	6	7	N/A	87.5%	88.1%	87.7%

* This is based on patients treated on this contract for their most recent course of treatment. Figures in italics indicate the base number of FP17s or Patient Questionnaire responses are less than 100. N/A is shown where the base number of responses is less than 10 during the period. % is calculated as Quantity/Base number*100

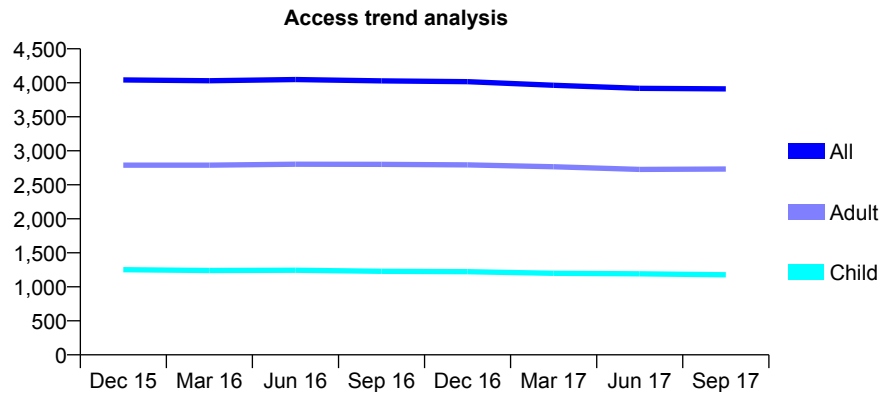
Q52 - Vital Signs At a Glance Contract Report for 188700/0001 - September 2017

Name or company name	Honden Limited
Contract type name	GDS Contract
Purpose of contract	General
Contract start date	01/09/2011
Contract end date	

17/18 Contracted general activity (UDA)	10,800
Carry forward general activity (UDA)	0
17/18 Contracted orthodontic activity (UOA)	0
Carry forward orthodontic activity (UOA)	0
Baseline contract value	£321,683.46

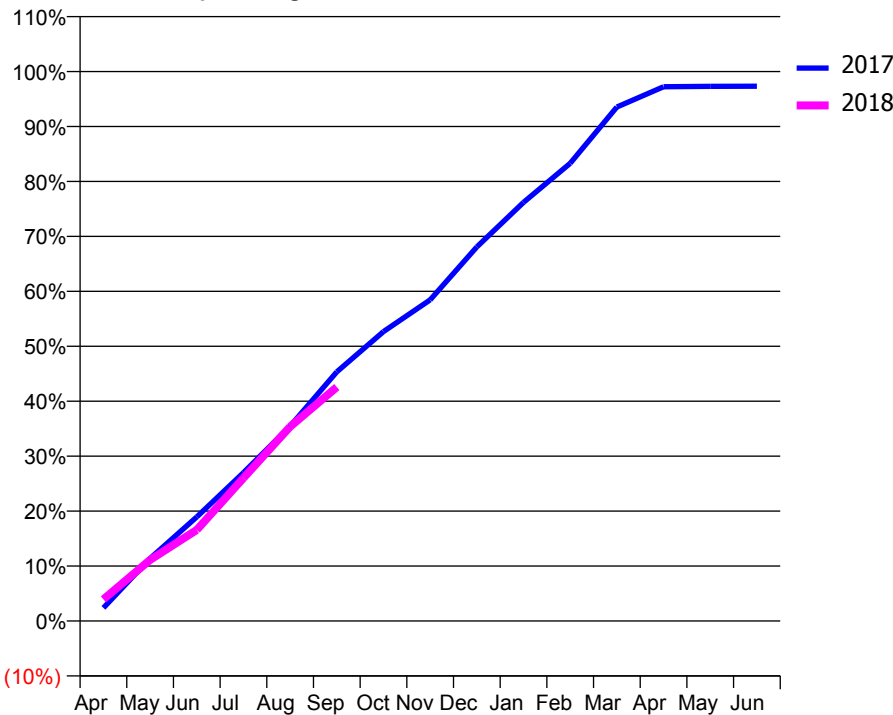
ACCESS*

Patients seen in 24 months	Total	Change since previous quarter
Quarter ending September 2016	4,029	
Quarter ending December 2016	4,016	→
Quarter ending March 2017	3,964	↓
Quarter ending June 2017	3,919	↓
Quarter ending September 2017	3,910	→
Variance since September 2016	(3.0%)	↓



ACTIVITY

Cumulative percentage of contracted UDA delivered 2017 & 2018



Month	Adjusted Scheduled Activity (UDA)	
	2017	2018
April	259	425
May	1,230	1,203
June	2,047	1,792
July	2,917	2,810
August	3,830	3,820
September	4,897	4,599
October	5,689	
November	6,311	
December	7,352	
January	8,227	
February	8,997	
March	10,101	
April	10,500	
May	10,508	
June	10,510	

QUALITY

	Quantity	Base Number	Contract	AT	Region	England
% of FP17s for the same patient ID Re-attending within 3 months - Children	78	1,039	7.5%	10.9%	12.8%	11.9%
% of FP17s for the same patient ID Re-attending within 3 months - Adults	313	1,990	15.7%	14.9%	16.5%	15.9%
% of FP17s for the same patient ID Re-attending between 3 & 9 months - Children	707	1,039	68.0%	61.0%	59.7%	58.1%
% of FP17s for the same patient ID Re-attending between 3 & 9 months - Adults	1,257	1,990	63.2%	54.9%	53.0%	50.6%
% of FP17s for Band 1 Urgent Courses	220	2,811	7.8%	8.6%	9.2%	9.1%
% of FP17s Relating to Free Repair or Replacements	14	2,811	0.5%	0.9%	1.0%	0.8%
% of FP17s Relating to Continuations	47	2,811	1.7%	1.2%	1.2%	1.1%
% of Patients satisfied with the dentistry they have received	4	5	N/A	91.4%	91.6%	91.4%
% of Patients satisfied with the time they had to wait for an appointment	4	5	N/A	87.5%	88.1%	87.7%

* This is based on patients treated on this contract for their most recent course of treatment. Figures in italics indicate the base number of FP17s or Patient Questionnaire responses are less than 100. N/A is shown where the base number of responses is less than 10 during the period. % is calculated as Quantity/Base number*100

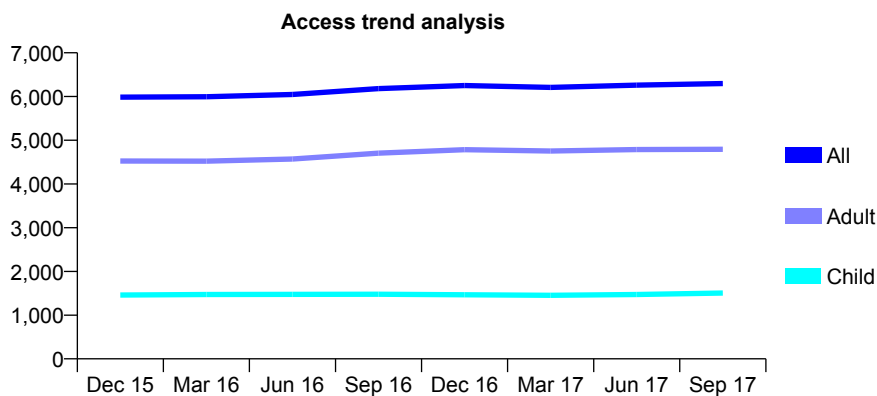
Q52 - Vital Signs At a Glance Contract Report for 190268/0001 - September 2017

Name or company name	Bailiff Bridge Dental Practice
Contract type name	GDS Contract
Purpose of contract	General
Contract start date	01/07/2007
Contract end date	

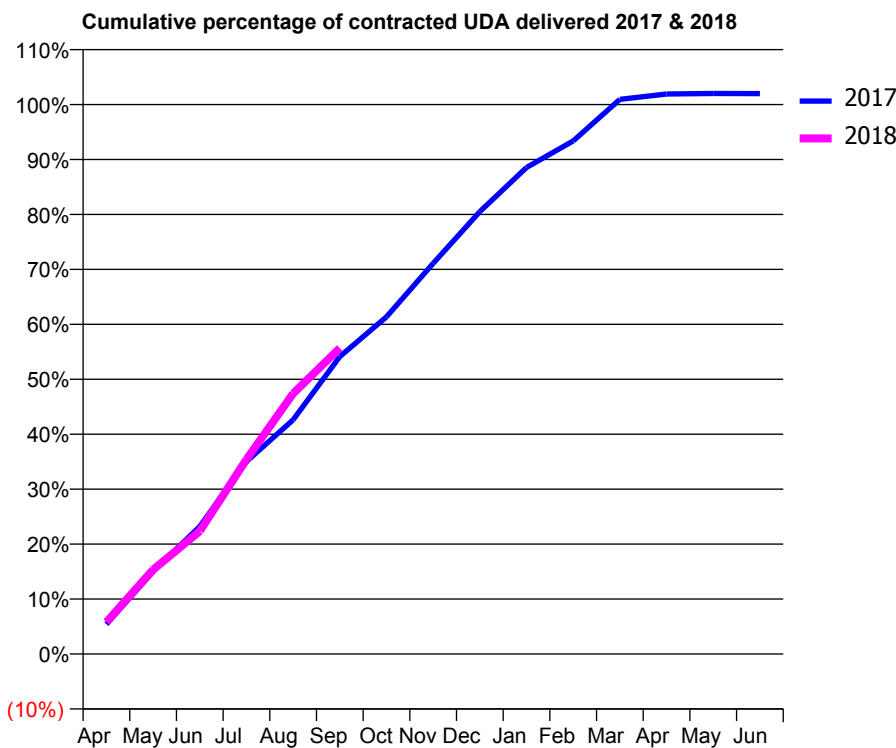
17/18 Contracted general activity (UDA)	20,000
Carry forward general activity (UDA)	0
17/18 Contracted orthodontic activity (UOA)	0
Carry forward orthodontic activity (UOA)	0
Baseline contract value	£513,441.02

ACCESS*

Patients seen in 24 months	Total	Change since previous quarter
Quarter ending September 2016	6,181	
Quarter ending December 2016	6,252	→
Quarter ending March 2017	6,208	→
Quarter ending June 2017	6,259	→
Quarter ending September 2017	6,298	→
Variance since September 2016	1.9%	→



ACTIVITY



Month	Adjusted Scheduled Activity (UDA)	
	2017	2018
April	1,083	1,164
May	3,000	3,069
June	4,643	4,471
July	7,007	7,086
August	8,526	9,480
September	10,824	11,134
October	12,270	
November	14,217	
December	16,100	
January	17,706	
February	18,672	
March	20,187	
April	20,382	
May	20,400	
June	20,398	

QUALITY

	Quantity	Base Number	Contract	AT	Region	England
% of FP17s for the same patient ID Re-attending within 3 months - Children	155	1,372	11.3%	10.9%	12.8%	11.9%
% of FP17s for the same patient ID Re-attending within 3 months - Adults	653	4,186	15.6%	14.9%	16.5%	15.9%
% of FP17s for the same patient ID Re-attending between 3 & 9 months - Children	890	1,372	64.9%	61.0%	59.7%	58.1%
% of FP17s for the same patient ID Re-attending between 3 & 9 months - Adults	2,499	4,186	59.7%	54.9%	53.0%	50.6%
% of FP17s for Band 1 Urgent Courses	255	5,432	4.7%	8.6%	9.2%	9.1%
% of FP17s Relating to Free Repair or Replacements	53	5,432	1.0%	0.9%	1.0%	0.8%
% of FP17s Relating to Continuations	92	5,432	1.7%	1.2%	1.2%	1.1%
% of Patients satisfied with the dentistry they have received	19	19	100.0%	91.4%	91.6%	91.4%
% of Patients satisfied with the time they had to wait for an appointment	18	19	94.7%	87.5%	88.1%	87.7%

* This is based on patients treated on this contract for their most recent course of treatment. Figures in italics indicate the base number of FP17s or Patient Questionnaire responses are less than 100. N/A is shown where the base number of responses is less than 10 during the period. % is calculated as Quantity/Base number*100

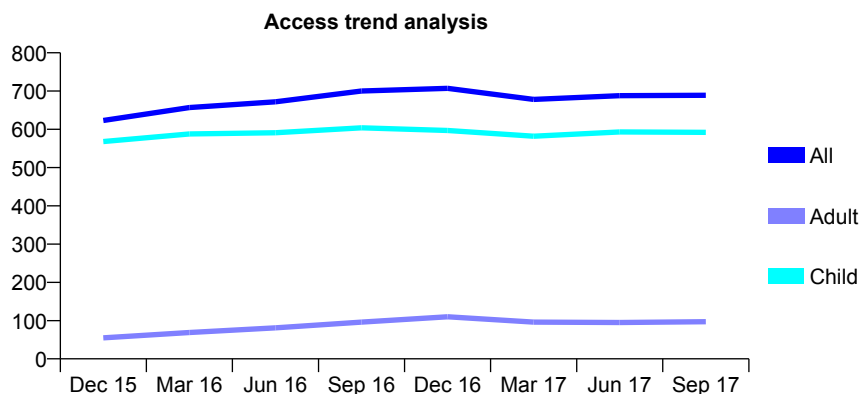
Q52 - Vital Signs At a Glance Contract Report for 190284/0001 - September 2017

Name or company name	Hebden Bridge Dental Care Ltd.
Contract type name	GDS Contract
Purpose of contract	General
Contract start date	01/11/2014
Contract end date	

17/18 Contracted general activity (UDA)	1,500
Carry forward general activity (UDA)	0
17/18 Contracted orthodontic activity (UOA)	0
Carry forward orthodontic activity (UOA)	0
Baseline contract value	£38,414.39

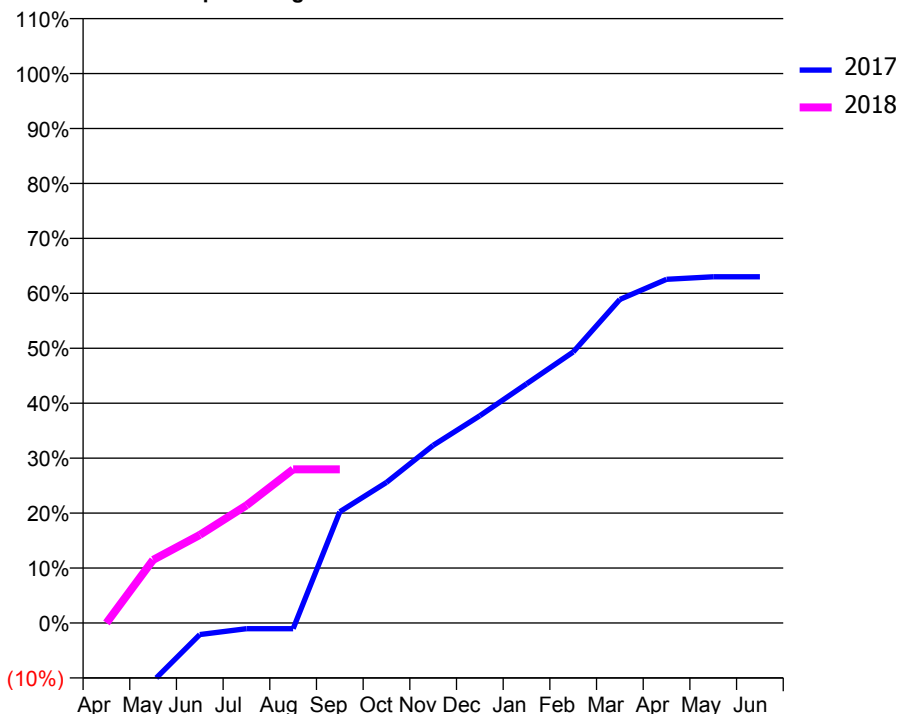
ACCESS*

Patients seen in 24 months	Total	Change since previous quarter
Quarter ending September 2016	700	
Quarter ending December 2016	707	→
Quarter ending March 2017	678	↓
Quarter ending June 2017	688	→
Quarter ending September 2017	689	→
Variance since September 2016	(1.6%)	↓



ACTIVITY

Cumulative percentage of contracted UDA delivered 2017 & 2018



Month	Adjusted Scheduled Activity (UDA)	
	2017	2018
April	-227	0
May	-159	172
June	-32	240
July	-16	321
August	-16	419
September	304	419
October	384	
November	485	
December	566	
January	653	
February	740	
March	883	
April	938	
May	945	
June	945	

QUALITY

	Quantity	Base Number	Contract	AT	Region	England
% of FP17s for the same patient ID Re-attending within 3 months - Children	10	296	3.4%	10.9%	12.8%	11.9%
% of FP17s for the same patient ID Re-attending within 3 months - Adults	0	17	0.0%	14.9%	16.5%	15.9%
% of FP17s for the same patient ID Re-attending between 3 & 9 months - Children	171	296	57.8%	61.0%	59.7%	58.1%
% of FP17s for the same patient ID Re-attending between 3 & 9 months - Adults	11	17	64.7%	54.9%	53.0%	50.6%
% of FP17s for Band 1 Urgent Courses	2	269	0.7%	8.6%	9.2%	9.1%
% of FP17s Relating to Free Repair or Replacements	0	269	0.0%	0.9%	1.0%	0.8%
% of FP17s Relating to Continuations	1	269	0.4%	1.2%	1.2%	1.1%
% of Patients satisfied with the dentistry they have received	1	1	N/A	91.4%	91.6%	91.4%
% of Patients satisfied with the time they had to wait for an appointment	1	1	N/A	87.5%	88.1%	87.7%

* This is based on patients treated on this contract for their most recent course of treatment. Figures in italics indicate the base number of FP17s or Patient Questionnaire responses are less than 100. N/A is shown where the base number of responses is less than 10 during the period. % is calculated as Quantity/Base number*100

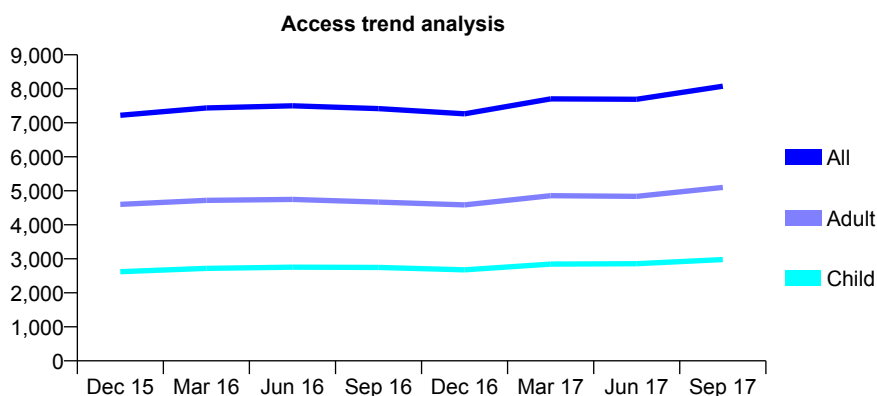
Q52 - Vital Signs At a Glance Contract Report for 190551/0001 - September 2017

Name or company name	Dentistry@ltd
Contract type name	GDS Contract
Purpose of contract	General
Contract start date	11/05/2009
Contract end date	

17/18 Contracted general activity (UDA)	24,801
Carry forward general activity (UDA)	0
17/18 Contracted orthodontic activity (UOA)	0
Carry forward orthodontic activity (UOA)	0
Baseline contract value	£840,372.91

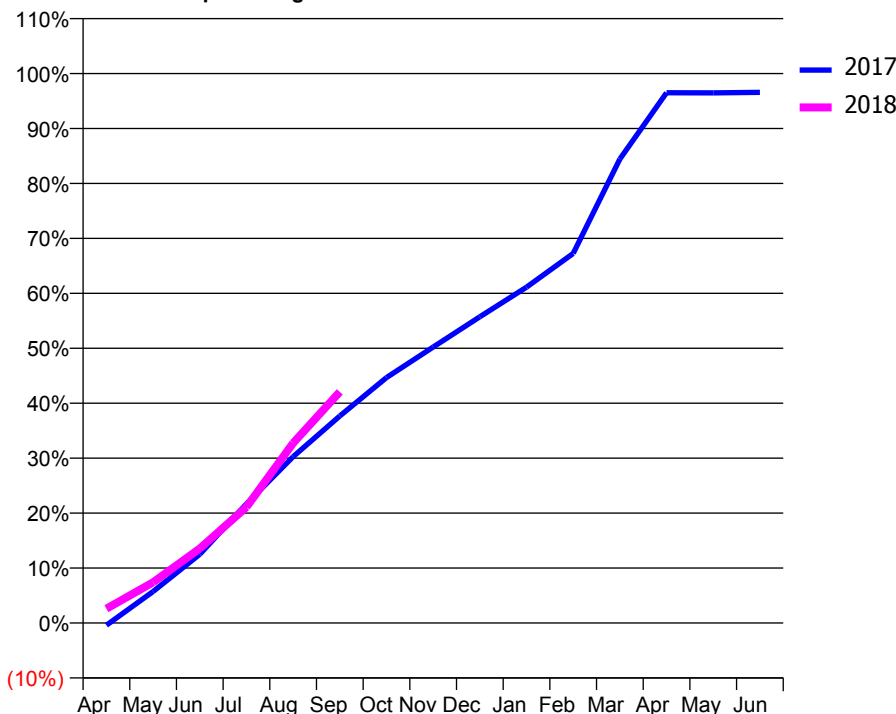
ACCESS*

Patients seen in 24 months	Total	Change since previous quarter
Quarter ending September 2016	7,419	
Quarter ending December 2016	7,263	↓
Quarter ending March 2017	7,705	↑
Quarter ending June 2017	7,694	→
Quarter ending September 2017	8,077	↑
Variance since September 2016	8.9%	↑



ACTIVITY

Cumulative percentage of contracted UDA delivered 2017 & 2018



Month	Adjusted Scheduled Activity (UDA)	
	2017	2018
April	-103	646
May	1,412	1,838
June	3,073	3,362
July	5,326	5,231
August	7,434	8,119
September	9,255	10,435
October	10,968	
November	12,331	
December	13,685	
January	15,007	
February	16,515	
March	20,739	
April	23,696	
May	23,693	
June	23,715	

QUALITY

	Quantity	Base Number	Contract	AT	Region	England
% of FP17s for the same patient ID Re-attending within 3 months - Children	307	3,354	9.2%	10.9%	12.8%	11.9%
% of FP17s for the same patient ID Re-attending within 3 months - Adults	569	4,084	13.9%	14.9%	16.5%	15.9%
% of FP17s for the same patient ID Re-attending between 3 & 9 months - Children	2,111	3,354	62.9%	61.0%	59.7%	58.1%
% of FP17s for the same patient ID Re-attending between 3 & 9 months - Adults	1,992	4,084	48.8%	54.9%	53.0%	50.6%
% of FP17s for Band 1 Urgent Courses	366	5,666	6.5%	8.6%	9.2%	9.1%
% of FP17s Relating to Free Repair or Replacements	49	5,666	0.9%	0.9%	1.0%	0.8%
% of FP17s Relating to Continuations	17	5,666	0.3%	1.2%	1.2%	1.1%
% of Patients satisfied with the dentistry they have received	4	5	N/A	91.4%	91.6%	91.4%
% of Patients satisfied with the time they had to wait for an appointment	3	5	N/A	87.5%	88.1%	87.7%

* This is based on patients treated on this contract for their most recent course of treatment. Figures in italics indicate the base number of FP17s or Patient Questionnaire responses are less than 100. N/A is shown where the base number of responses is less than 10 during the period. % is calculated as Quantity/Base number*100

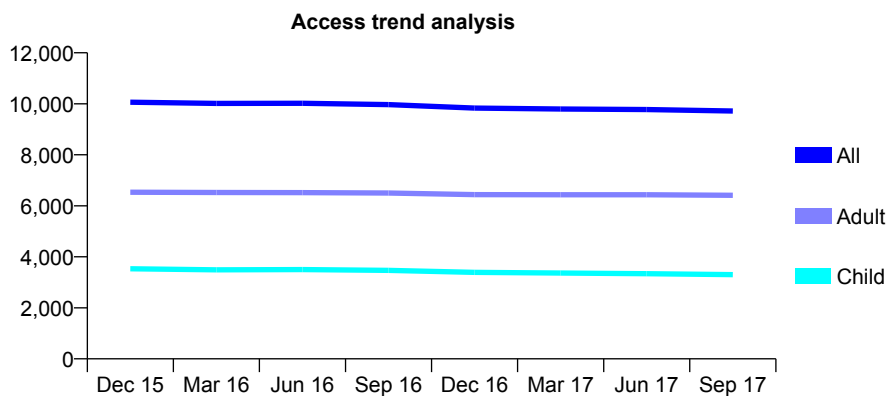
Q52 - Vital Signs At a Glance Contract Report for 190748/0001 - September 2017

Name or company name	A & S Dental Surgeons Ltd
Contract type name	GDS Contract
Purpose of contract	General
Contract start date	01/03/2011
Contract end date	

17/18 Contracted general activity (UDA)	29,000
Carry forward general activity (UDA)	0
17/18 Contracted orthodontic activity (UOA)	0
Carry forward orthodontic activity (UOA)	0
Baseline contract value	£1,128,540.67

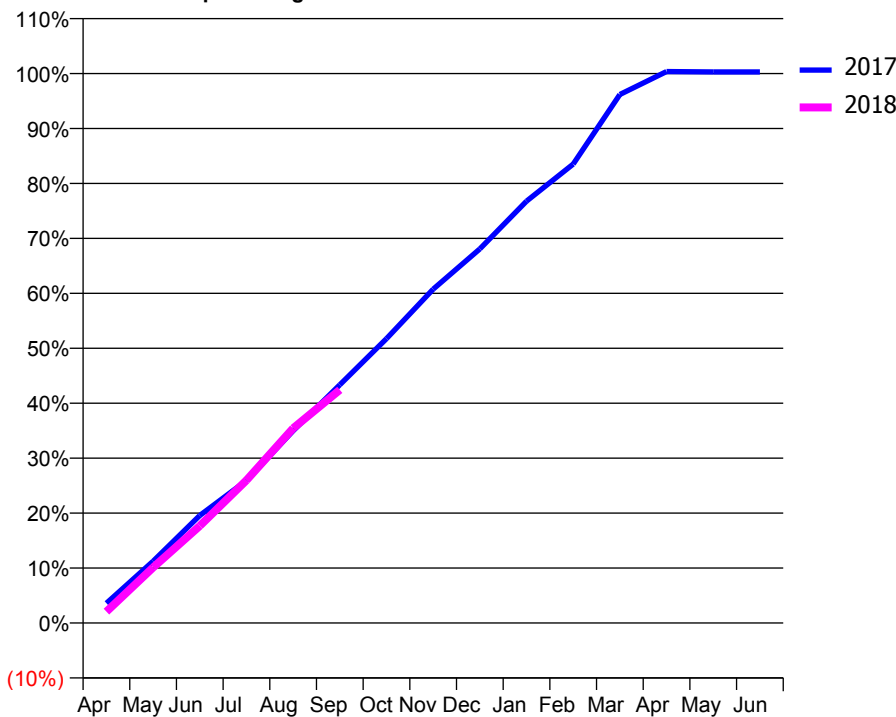
ACCESS*

Patients seen in 24 months	Total	Change since previous quarter
Quarter ending September 2016	9,969	
Quarter ending December 2016	9,834	↓
Quarter ending March 2017	9,798	→
Quarter ending June 2017	9,773	→
Quarter ending September 2017	9,716	→
Variance since September 2016	(2.5%)	↓



ACTIVITY

Cumulative percentage of contracted UDA delivered 2017 & 2018



Month	Adjusted Scheduled Activity (UDA)	
	2017	2018
April	1,045	603
May	3,260	2,935
June	5,673	5,125
July	7,522	7,536
August	10,144	10,277
September	12,574	12,306
October	15,010	
November	17,620	
December	19,743	
January	22,264	
February	24,219	
March	27,894	
April	29,106	
May	29,082	
June	29,079	

QUALITY

	Quantity	Base Number	Contract	AT	Region	England
% of FP17s for the same patient ID Re-attending within 3 months - Children	167	2,791	6.0%	10.9%	12.8%	11.9%
% of FP17s for the same patient ID Re-attending within 3 months - Adults	459	4,703	9.8%	14.9%	16.5%	15.9%
% of FP17s for the same patient ID Re-attending between 3 & 9 months - Children	1,995	2,791	71.5%	61.0%	59.7%	58.1%
% of FP17s for the same patient ID Re-attending between 3 & 9 months - Adults	2,866	4,703	60.9%	54.9%	53.0%	50.6%
% of FP17s for Band 1 Urgent Courses	353	6,462	5.5%	8.6%	9.2%	9.1%
% of FP17s Relating to Free Repair or Replacements	40	6,462	0.6%	0.9%	1.0%	0.8%
% of FP17s Relating to Continuations	37	6,462	0.6%	1.2%	1.2%	1.1%
% of Patients satisfied with the dentistry they have received	12	13	92.3%	91.4%	91.6%	91.4%
% of Patients satisfied with the time they had to wait for an appointment	12	13	92.3%	87.5%	88.1%	87.7%

* This is based on patients treated on this contract for their most recent course of treatment. Figures in italics indicate the base number of FP17s or Patient Questionnaire responses are less than 100. N/A is shown where the base number of responses is less than 10 during the period. % is calculated as Quantity/Base number*100

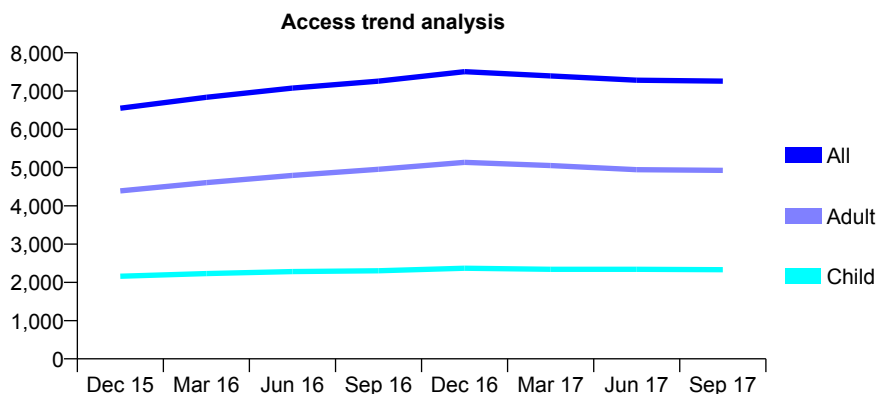
Q52 - Vital Signs At a Glance Contract Report for 190810/0001 - September 2017

Name or company name	Church Street Dental Partnership
Contract type name	GDS Contract
Purpose of contract	General
Contract start date	01/12/2014
Contract end date	

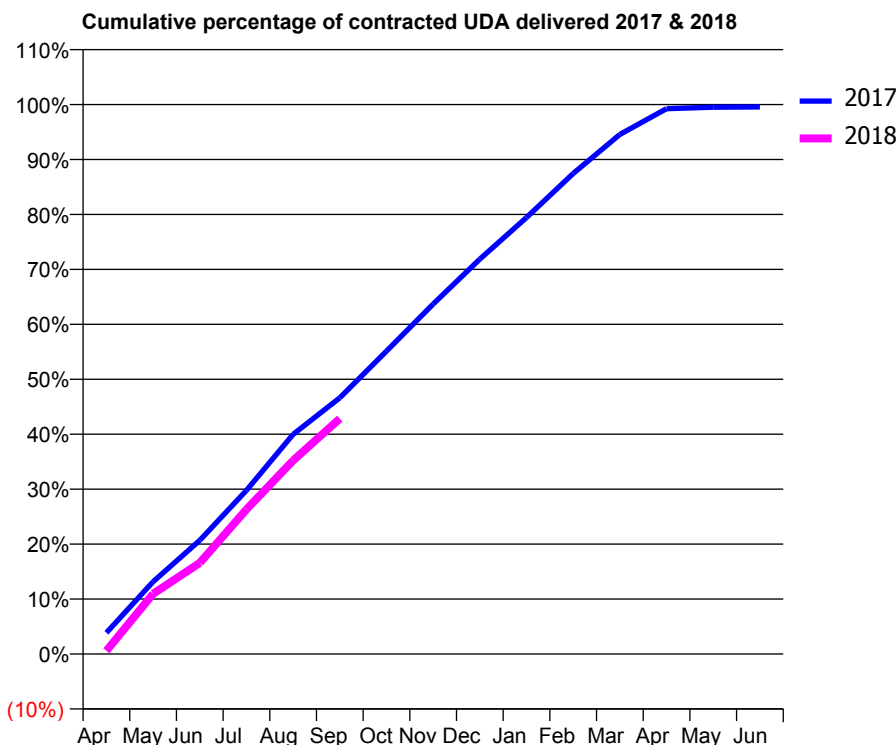
17/18 Contracted general activity (UDA)	20,511
Carry forward general activity (UDA)	0
17/18 Contracted orthodontic activity (UOA)	0
Carry forward orthodontic activity (UOA)	0
Baseline contract value	£622,525.77

ACCESS*

Patients seen in 24 months	Total	Change since previous quarter
Quarter ending September 2016	7,259	
Quarter ending December 2016	7,506	↑
Quarter ending March 2017	7,394	↓
Quarter ending June 2017	7,284	↓
Quarter ending September 2017	7,259	→
Variance since September 2016	0.0%	→



ACTIVITY



Month	Adjusted Scheduled Activity (UDA)	
	2017	2018
April	794	123
May	2,699	2,247
June	4,241	3,400
July	6,111	5,398
August	8,201	7,223
September	9,563	8,789
October	11,305	
November	13,061	
December	14,741	
January	16,295	
February	17,937	
March	19,395	
April	20,357	
May	20,407	
June	20,419	

QUALITY

	Quantity	Base Number	Contract	AT	Region	England
% of FP17s for the same patient ID Re-attending within 3 months - Children	92	1,908	4.8%	10.9%	12.8%	11.9%
% of FP17s for the same patient ID Re-attending within 3 months - Adults	203	3,356	6.0%	14.9%	16.5%	15.9%
% of FP17s for the same patient ID Re-attending between 3 & 9 months - Children	1,333	1,908	69.9%	61.0%	59.7%	58.1%
% of FP17s for the same patient ID Re-attending between 3 & 9 months - Adults	2,160	3,356	64.4%	54.9%	53.0%	50.6%
% of FP17s for Band 1 Urgent Courses	46	4,792	1.0%	8.6%	9.2%	9.1%
% of FP17s Relating to Free Repair or Replacements	5	4,792	0.1%	0.9%	1.0%	0.8%
% of FP17s Relating to Continuations	2	4,792	0.0%	1.2%	1.2%	1.1%
% of Patients satisfied with the dentistry they have received	5	5	N/A	91.4%	91.6%	91.4%
% of Patients satisfied with the time they had to wait for an appointment	5	5	N/A	87.5%	88.1%	87.7%

* This is based on patients treated on this contract for their most recent course of treatment. Figures in italics indicate the base number of FP17s or Patient Questionnaire responses are less than 100. N/A is shown where the base number of responses is less than 10 during the period. % is calculated as Quantity/Base number*100

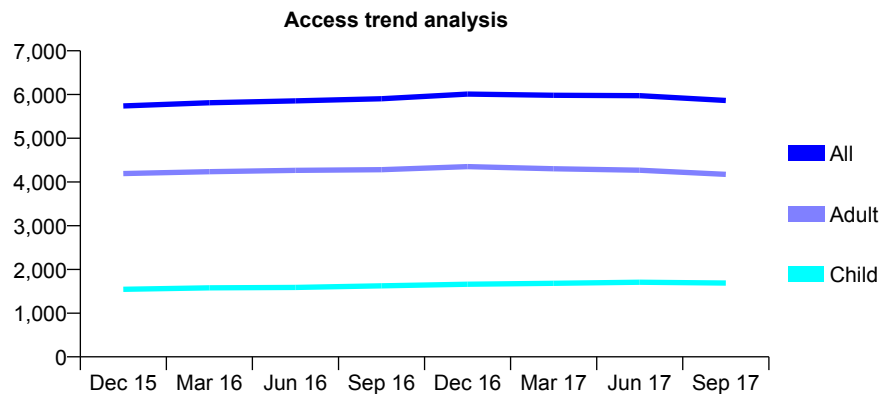
Q52 - Vital Signs At a Glance Contract Report for 192554/0001 - September 2017

Name or company name	The Crossgates Lane and Chapeltown Roa
Contract type name	GDS Contract
Purpose of contract	General
Contract start date	01/05/2013
Contract end date	

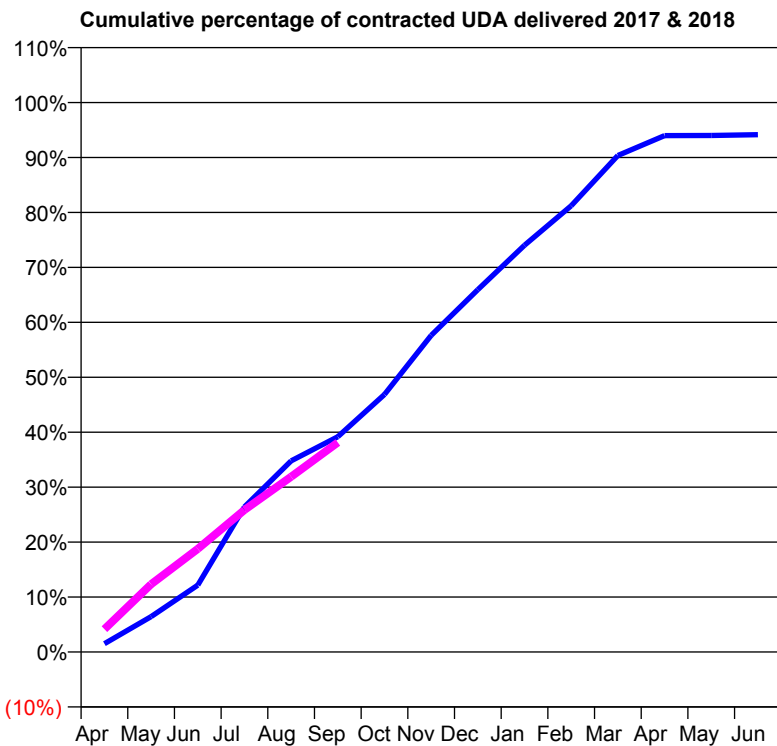
17/18 Contracted general activity (UDA)	17,895
Carry forward general activity (UDA)	0
17/18 Contracted orthodontic activity (UOA)	0
Carry forward orthodontic activity (UOA)	0
Baseline contract value	£578,556.19

ACCESS*

Patients seen in 24 months	Total	Change since previous quarter
Quarter ending September 2016	5,905	
Quarter ending December 2016	6,011	→
Quarter ending March 2017	5,983	→
Quarter ending June 2017	5,975	→
Quarter ending September 2017	5,863	↓
Variance since September 2016	(0.7%)	→



ACTIVITY



Month	Adjusted Scheduled Activity (UDA)	
	2017	2018
April	272	745
May	1,153	2,210
June	2,178	3,360
July	4,728	4,628
August	6,224	5,706
September	7,010	6,823
October	8,389	
November	10,312	
December	11,802	
January	13,246	
February	14,534	
March	16,168	
April	16,818	
May	16,822	
June	16,846	

QUALITY

	Quantity	Base Number	Contract	AT	Region	England
% of FP17s for the same patient ID Re-attending within 3 months - Children	81	1,002	8.1%	10.9%	12.8%	11.9%
% of FP17s for the same patient ID Re-attending within 3 months - Adults	322	2,148	15.0%	14.9%	16.5%	15.9%
% of FP17s for the same patient ID Re-attending between 3 & 9 months - Children	495	1,002	49.4%	61.0%	59.7%	58.1%
% of FP17s for the same patient ID Re-attending between 3 & 9 months - Adults	958	2,148	44.6%	54.9%	53.0%	50.6%
% of FP17s for Band 1 Urgent Courses	229	2,885	7.9%	8.6%	9.2%	9.1%
% of FP17s Relating to Free Repair or Replacements	12	2,885	0.4%	0.9%	1.0%	0.8%
% of FP17s Relating to Continuations	63	2,885	2.2%	1.2%	1.2%	1.1%
% of Patients satisfied with the dentistry they have received	3	3	N/A	91.4%	91.6%	91.4%
% of Patients satisfied with the time they had to wait for an appointment	3	3	N/A	87.5%	88.1%	87.7%

* This is based on patients treated on this contract for their most recent course of treatment. Figures in italics indicate the base number of FP17s or Patient Questionnaire responses are less than 100. N/A is shown where the base number of responses is less than 10 during the period. % is calculated as Quantity/Base number*100

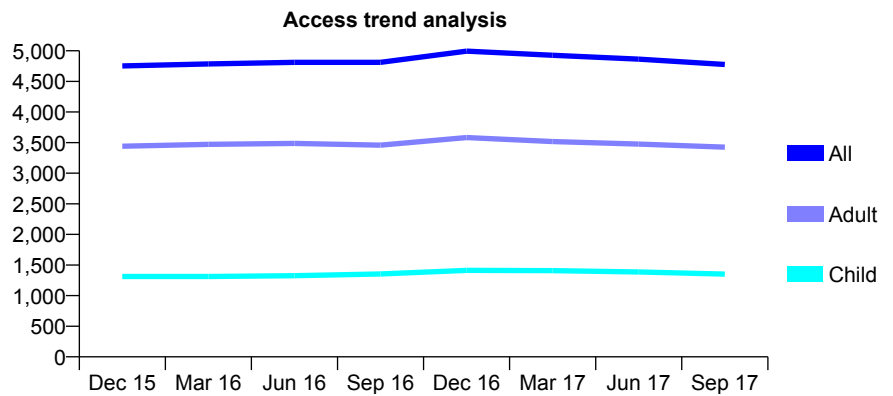
Q52 - Vital Signs At a Glance Contract Report for 192554/0002 - September 2017

Name or company name	The Crossgates Lane and Chapeltown Roa
Contract type name	GDS Contract
Purpose of contract	General
Contract start date	01/05/2013
Contract end date	

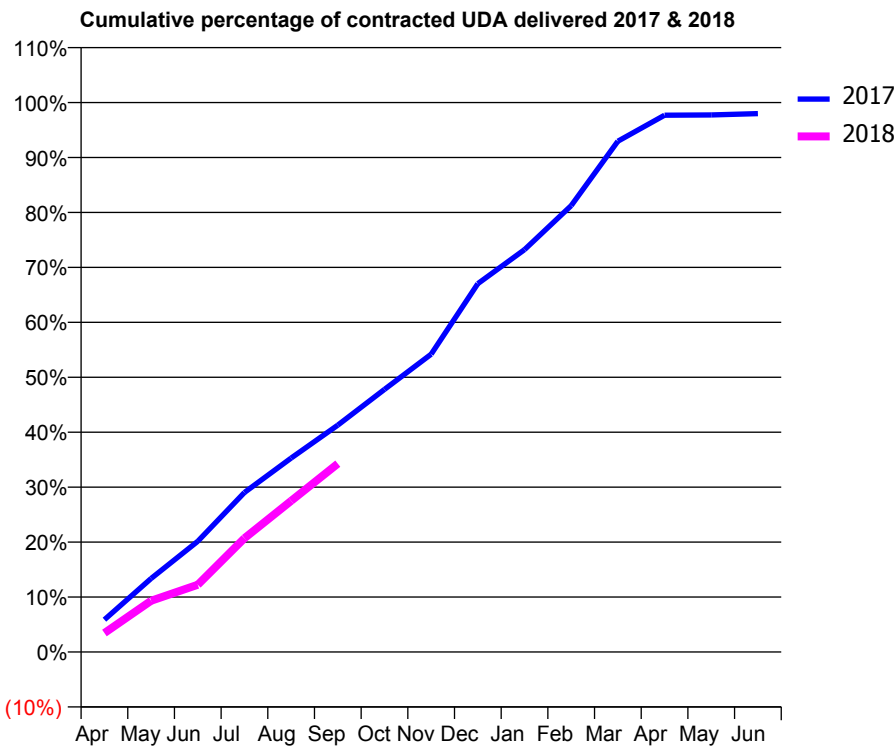
17/18 Contracted general activity (UDA)	17,479
Carry forward general activity (UDA)	0
17/18 Contracted orthodontic activity (UOA)	0
Carry forward orthodontic activity (UOA)	0
Baseline contract value	£537,139.51

ACCESS*

Patients seen in 24 months	Total	Change since previous quarter
Quarter ending September 2016	4,811	
Quarter ending December 2016	4,995	↑
Quarter ending March 2017	4,927	↓
Quarter ending June 2017	4,863	↓
Quarter ending September 2017	4,777	↓
Variance since September 2016	(0.7%)	→



ACTIVITY



Month	Adjusted Scheduled Activity (UDA)	
	2017	2018
April	1,029	605
May	2,340	1,633
June	3,521	2,139
July	5,076	3,619
August	6,169	4,806
September	7,218	5,990
October	8,353	
November	9,474	
December	11,716	
January	12,798	
February	14,199	
March	16,249	
April	17,076	
May	17,084	
June	17,124	

QUALITY

	Quantity	Base Number	Contract	AT	Region	England
% of FP17s for the same patient ID Re-attending within 3 months - Children	50	804	6.2%	10.9%	12.8%	11.9%
% of FP17s for the same patient ID Re-attending within 3 months - Adults	350	2,166	16.2%	14.9%	16.5%	15.9%
% of FP17s for the same patient ID Re-attending between 3 & 9 months - Children	443	804	55.1%	61.0%	59.7%	58.1%
% of FP17s for the same patient ID Re-attending between 3 & 9 months - Adults	1,232	2,166	56.9%	54.9%	53.0%	50.6%
% of FP17s for Band 1 Urgent Courses	232	2,691	8.6%	8.6%	9.2%	9.1%
% of FP17s Relating to Free Repair or Replacements	21	2,691	0.8%	0.9%	1.0%	0.8%
% of FP17s Relating to Continuations	77	2,691	2.9%	1.2%	1.2%	1.1%
% of Patients satisfied with the dentistry they have received	8	9	N/A	91.4%	91.6%	91.4%
% of Patients satisfied with the time they had to wait for an appointment	9	9	N/A	87.5%	88.1%	87.7%

* This is based on patients treated on this contract for their most recent course of treatment. Figures in italics indicate the base number of FP17s or Patient Questionnaire responses are less than 100. N/A is shown where the base number of responses is less than 10 during the period. % is calculated as Quantity/Base number*100

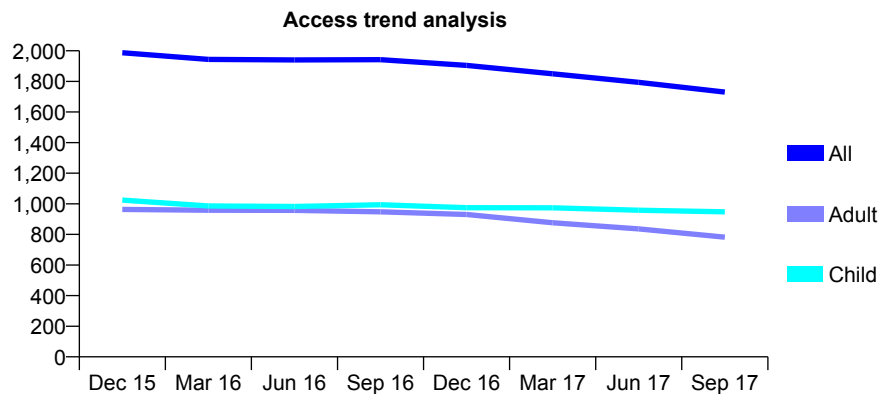
Q52 - Vital Signs At a Glance Contract Report for 193356/0001 - September 2017

Name or company name	Guiseley Dental care
Contract type name	GDS Contract
Purpose of contract	General
Contract start date	01/08/2012
Contract end date	

17/18 Contracted general activity (UDA)	4,400
Carry forward general activity (UDA)	0
17/18 Contracted orthodontic activity (UOA)	0
Carry forward orthodontic activity (UOA)	0
Baseline contract value	£112,207.45

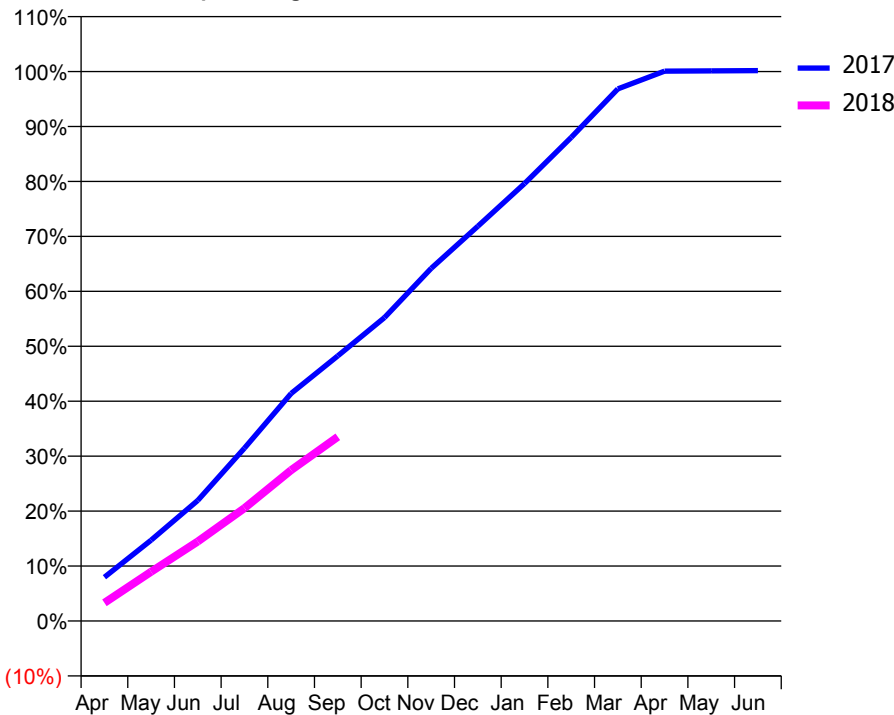
ACCESS*

Patients seen in 24 months	Total	Change since previous quarter
Quarter ending September 2016	1,942	
Quarter ending December 2016	1,905	↓
Quarter ending March 2017	1,850	↓
Quarter ending June 2017	1,794	↓
Quarter ending September 2017	1,730	↓
Variance since September 2016	(10.9%)	↓



ACTIVITY

Cumulative percentage of contracted UDA delivered 2017 & 2018



Month	Adjusted Scheduled Activity (UDA)	
	2017	2018
April	351	146
May	648	394
June	966	637
July	1,384	904
August	1,822	1,209
September	2,123	1,475
October	2,429	
November	2,824	
December	3,161	
January	3,503	
February	3,872	
March	4,261	
April	4,403	
May	4,405	
June	4,408	

QUALITY

	Quantity	Base Number	Contract	AT	Region	England
% of FP17s for the same patient ID Re-attending within 3 months - Children	55	731	7.5%	10.9%	12.8%	11.9%
% of FP17s for the same patient ID Re-attending within 3 months - Adults	81	408	19.9%	14.9%	16.5%	15.9%
% of FP17s for the same patient ID Re-attending between 3 & 9 months - Children	517	731	70.7%	61.0%	59.7%	58.1%
% of FP17s for the same patient ID Re-attending between 3 & 9 months - Adults	242	408	59.3%	54.9%	53.0%	50.6%
% of FP17s for Band 1 Urgent Courses	64	1,051	6.1%	8.6%	9.2%	9.1%
% of FP17s Relating to Free Repair or Replacements	5	1,051	0.5%	0.9%	1.0%	0.8%
% of FP17s Relating to Continuations	4	1,051	0.4%	1.2%	1.2%	1.1%
% of Patients satisfied with the dentistry they have received	2	2	N/A	91.4%	91.6%	91.4%
% of Patients satisfied with the time they had to wait for an appointment	2	2	N/A	87.5%	88.1%	87.7%

* This is based on patients treated on this contract for their most recent course of treatment. Figures in italics indicate the base number of FP17s or Patient Questionnaire responses are less than 100. N/A is shown where the base number of responses is less than 10 during the period. % is calculated as Quantity/Base number*100

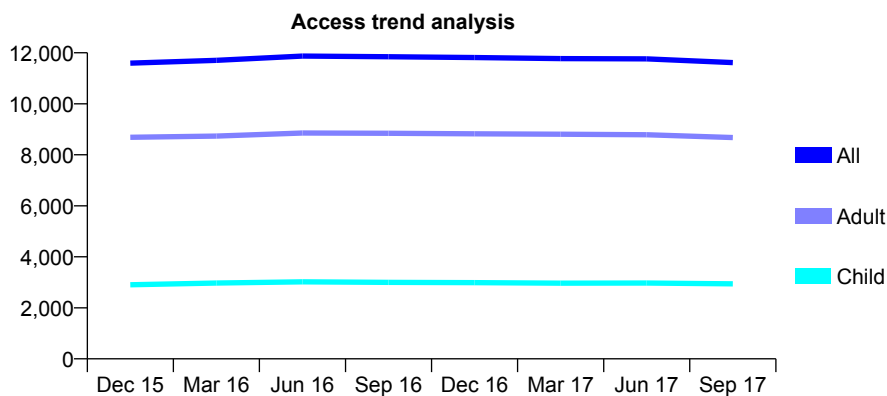
Q52 - Vital Signs At a Glance Contract Report for 193429/0002 - September 2017

Name or company name	Wood Dental Ltd
Contract type name	GDS Contract
Purpose of contract	General
Contract start date	01/10/2011
Contract end date	

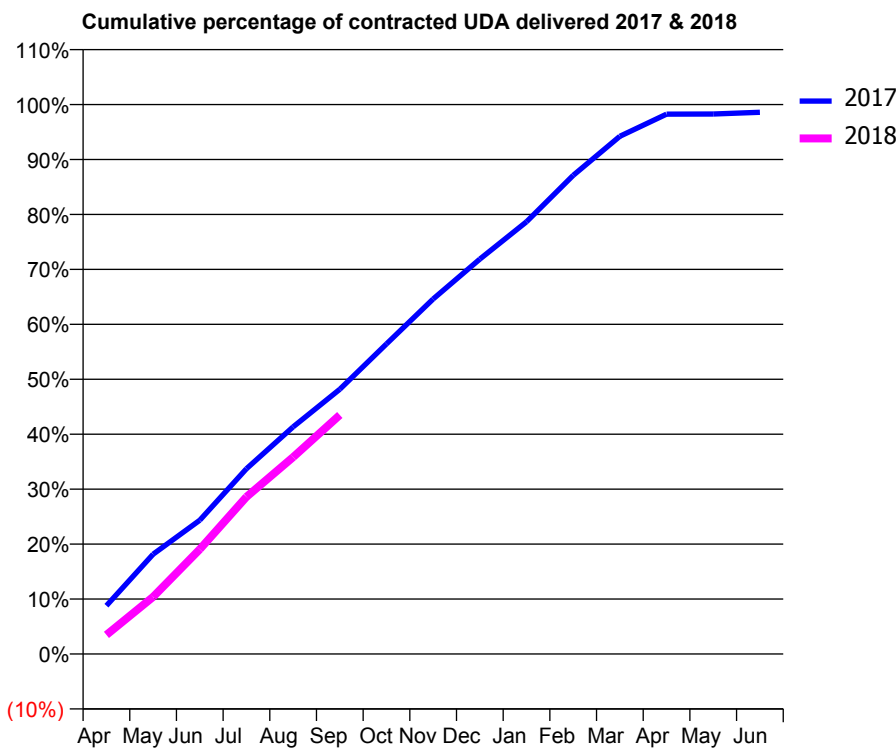
17/18 Contracted general activity (UDA)	26,945
Carry forward general activity (UDA)	0
17/18 Contracted orthodontic activity (UOA)	0
Carry forward orthodontic activity (UOA)	0
Baseline contract value	£912,860.16

ACCESS*

Patients seen in 24 months	Total	Change since previous quarter
Quarter ending September 2016	11,845	
Quarter ending December 2016	11,813	→
Quarter ending March 2017	11,774	→
Quarter ending June 2017	11,762	→
Quarter ending September 2017	11,618	↓
Variance since September 2016	(1.9%)	↓



ACTIVITY



Month	Adjusted Scheduled Activity (UDA)	
	2017	2018
April	2,435	940
May	5,026	2,802
June	6,738	5,134
July	9,334	7,705
August	11,442	9,655
September	13,333	11,719
October	15,615	
November	17,878	
December	19,887	
January	21,770	
February	24,104	
March	26,075	
April	27,191	
May	27,196	
June	27,284	

QUALITY

	Quantity	Base Number	Contract	AT	Region	England
% of FP17s for the same patient ID Re-attending within 3 months - Children	104	1,994	5.2%	10.9%	12.8%	11.9%
% of FP17s for the same patient ID Re-attending within 3 months - Adults	594	5,033	11.8%	14.9%	16.5%	15.9%
% of FP17s for the same patient ID Re-attending between 3 & 9 months - Children	1,091	1,994	54.7%	61.0%	59.7%	58.1%
% of FP17s for the same patient ID Re-attending between 3 & 9 months - Adults	2,262	5,033	44.9%	54.9%	53.0%	50.6%
% of FP17s for Band 1 Urgent Courses	402	6,001	6.7%	8.6%	9.2%	9.1%
% of FP17s Relating to Free Repair or Replacements	70	6,001	1.2%	0.9%	1.0%	0.8%
% of FP17s Relating to Continuations	45	6,001	0.7%	1.2%	1.2%	1.1%
% of Patients satisfied with the dentistry they have received	16	16	100.0%	91.4%	91.6%	91.4%
% of Patients satisfied with the time they had to wait for an appointment	15	16	93.8%	87.5%	88.1%	87.7%

* This is based on patients treated on this contract for their most recent course of treatment. Figures in italics indicate the base number of FP17s or Patient Questionnaire responses are less than 100. N/A is shown where the base number of responses is less than 10 during the period. % is calculated as Quantity/Base number*100

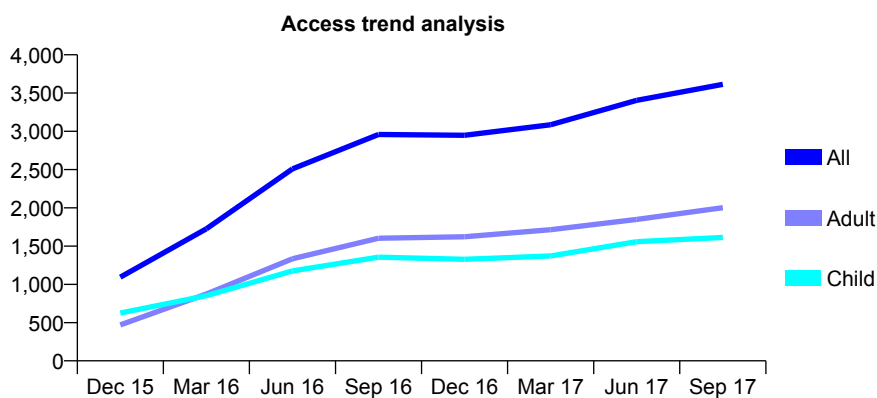
Q52 - Vital Signs At a Glance Contract Report for 194301/0002 - September 2017

Name or company name	Ravat & Ray Dental Care Bradford
Contract type name	GDS Contract
Purpose of contract	General
Contract start date	07/09/2015
Contract end date	

17/18 Contracted general activity (UDA)	19,528
Carry forward general activity (UDA)	0
17/18 Contracted orthodontic activity (UOA)	0
Carry forward orthodontic activity (UOA)	0
Baseline contract value	£556,240.33

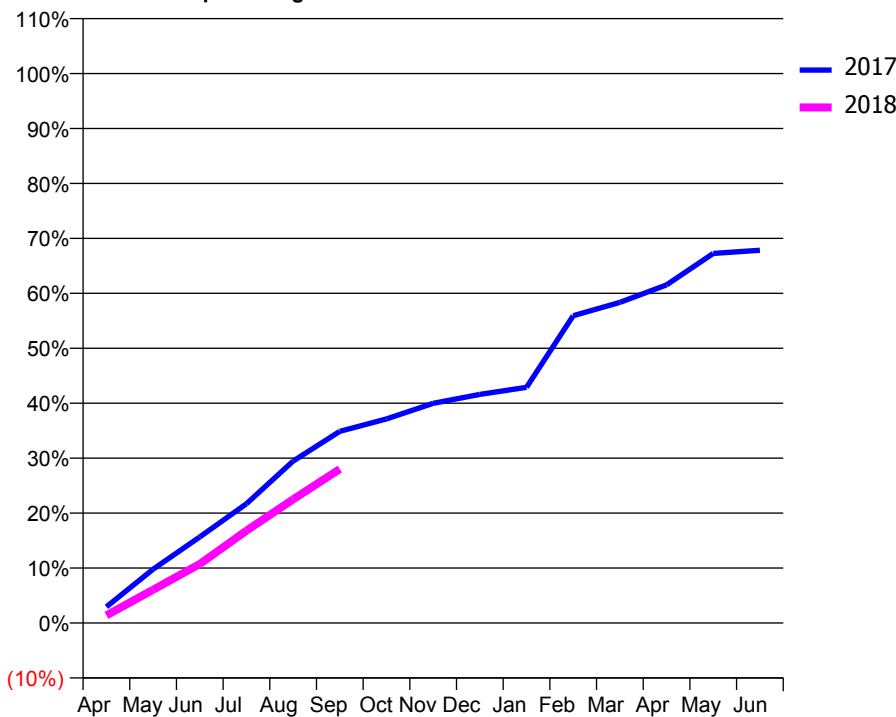
ACCESS*

Patients seen in 24 months	Total	Change since previous quarter
Quarter ending September 2016	2,958	
Quarter ending December 2016	2,949	→
Quarter ending March 2017	3,085	↑
Quarter ending June 2017	3,405	↑
Quarter ending September 2017	3,614	↑
Variance since September 2016	22.2%	↑



ACTIVITY

Cumulative percentage of contracted UDA delivered 2017 & 2018



Month	Adjusted Scheduled Activity (UDA)	
	2017	2018
April	574	271
May	1,912	1,181
June	3,061	2,096
July	4,237	3,280
August	5,757	4,393
September	6,811	5,471
October	7,255	
November	7,807	
December	8,127	
January	8,377	
February	10,919	
March	11,397	
April	12,018	
May	13,132	
June	13,249	

QUALITY

	Quantity	Base Number	Contract	AT	Region	England
% of FP17s for the same patient ID Re-attending within 3 months - Children	211	1,880	11.2%	10.9%	12.8%	11.9%
% of FP17s for the same patient ID Re-attending within 3 months - Adults	291	1,909	15.2%	14.9%	16.5%	15.9%
% of FP17s for the same patient ID Re-attending between 3 & 9 months - Children	1,104	1,880	58.7%	61.0%	59.7%	58.1%
% of FP17s for the same patient ID Re-attending between 3 & 9 months - Adults	1,041	1,909	54.5%	54.9%	53.0%	50.6%
% of FP17s for Band 1 Urgent Courses	162	2,814	5.8%	8.6%	9.2%	9.1%
% of FP17s Relating to Free Repair or Replacements	0	2,814	0.0%	0.9%	1.0%	0.8%
% of FP17s Relating to Continuations	0	2,814	0.0%	1.2%	1.2%	1.1%
% of Patients satisfied with the dentistry they have received	1	1	N/A	91.4%	91.6%	91.4%
% of Patients satisfied with the time they had to wait for an appointment	1	1	N/A	87.5%	88.1%	87.7%

* This is based on patients treated on this contract for their most recent course of treatment. Figures in italics indicate the base number of FP17s or Patient Questionnaire responses are less than 100. N/A is shown where the base number of responses is less than 10 during the period. % is calculated as Quantity/Base number*100

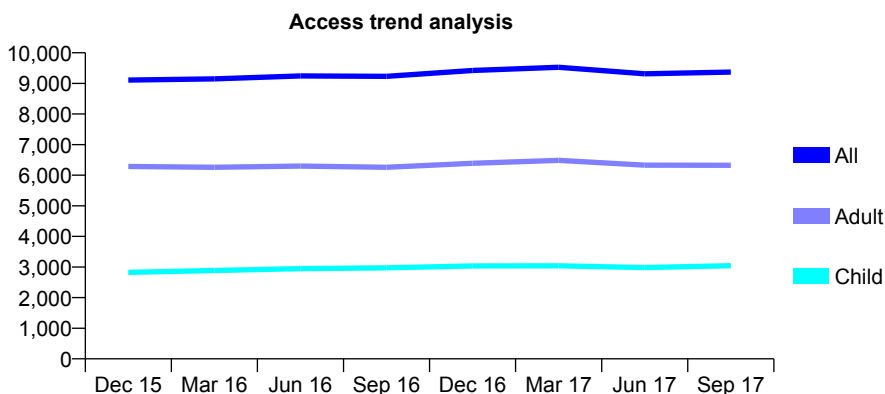
Q52 - Vital Signs At a Glance Contract Report for 195480/0001 - September 2017

Name or company name	Azam & Associates Healthcare Ltd
Contract type name	GDS Contract
Purpose of contract	General
Contract start date	01/05/2010
Contract end date	

17/18 Contracted general activity (UDA)	29,187
Carry forward general activity (UDA)	0
17/18 Contracted orthodontic activity (UOA)	0
Carry forward orthodontic activity (UOA)	0
Baseline contract value	£829,089.22

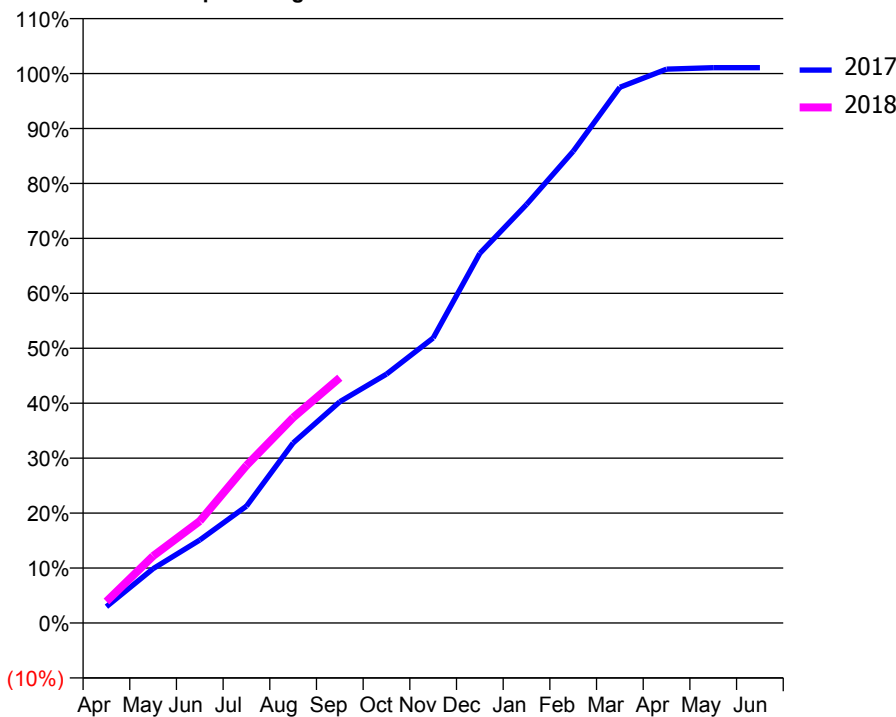
ACCESS*

Patients seen in 24 months	Total	Change since previous quarter
Quarter ending September 2016	9,233	
Quarter ending December 2016	9,424	↑
Quarter ending March 2017	9,529	→
Quarter ending June 2017	9,313	↓
Quarter ending September 2017	9,369	→
Variance since September 2016	1.5%	→



ACTIVITY

Cumulative percentage of contracted UDA delivered 2017 & 2018



Month	Adjusted Scheduled Activity (UDA)	
	2017	2018
April	866	1,144
May	2,885	3,558
June	4,411	5,416
July	6,210	8,366
August	9,564	10,911
September	11,751	13,027
October	13,221	
November	15,139	
December	19,635	
January	22,230	
February	25,055	
March	28,458	
April	29,416	
May	29,494	
June	29,493	

QUALITY

	Quantity	Base Number	Contract	AT	Region	England
% of FP17s for the same patient ID Re-attending within 3 months - Children	242	2,127	11.4%	10.9%	12.8%	11.9%
% of FP17s for the same patient ID Re-attending within 3 months - Adults	781	3,835	20.4%	14.9%	16.5%	15.9%
% of FP17s for the same patient ID Re-attending between 3 & 9 months - Children	1,208	2,127	56.8%	61.0%	59.7%	58.1%
% of FP17s for the same patient ID Re-attending between 3 & 9 months - Adults	1,888	3,835	49.2%	54.9%	53.0%	50.6%
% of FP17s for Band 1 Urgent Courses	781	5,572	14.0%	8.6%	9.2%	9.1%
% of FP17s Relating to Free Repair or Replacements	42	5,572	0.8%	0.9%	1.0%	0.8%
% of FP17s Relating to Continuations	22	5,572	0.4%	1.2%	1.2%	1.1%
% of Patients satisfied with the dentistry they have received	13	14	92.9%	91.4%	91.6%	91.4%
% of Patients satisfied with the time they had to wait for an appointment	12	14	85.7%	87.5%	88.1%	87.7%

* This is based on patients treated on this contract for their most recent course of treatment. Figures in italics indicate the base number of FP17s or Patient Questionnaire responses are less than 100. N/A is shown where the base number of responses is less than 10 during the period. % is calculated as Quantity/Base number*100

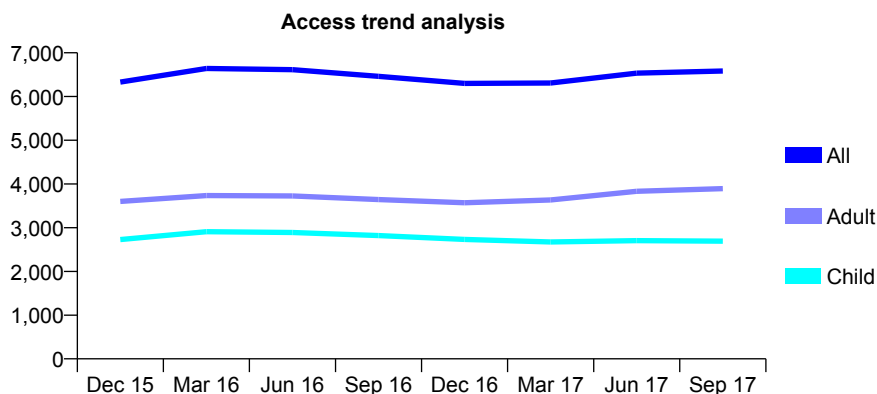
Q52 - Vital Signs At a Glance Contract Report for 195545/0001 - September 2017

Name or company name	Mistry & Power
Contract type name	GDS Contract
Purpose of contract	General
Contract start date	03/10/2011
Contract end date	

17/18 Contracted general activity (UDA)	17,268
Carry forward general activity (UDA)	0
17/18 Contracted orthodontic activity (UOA)	0
Carry forward orthodontic activity (UOA)	0
Baseline contract value	£578,043.91

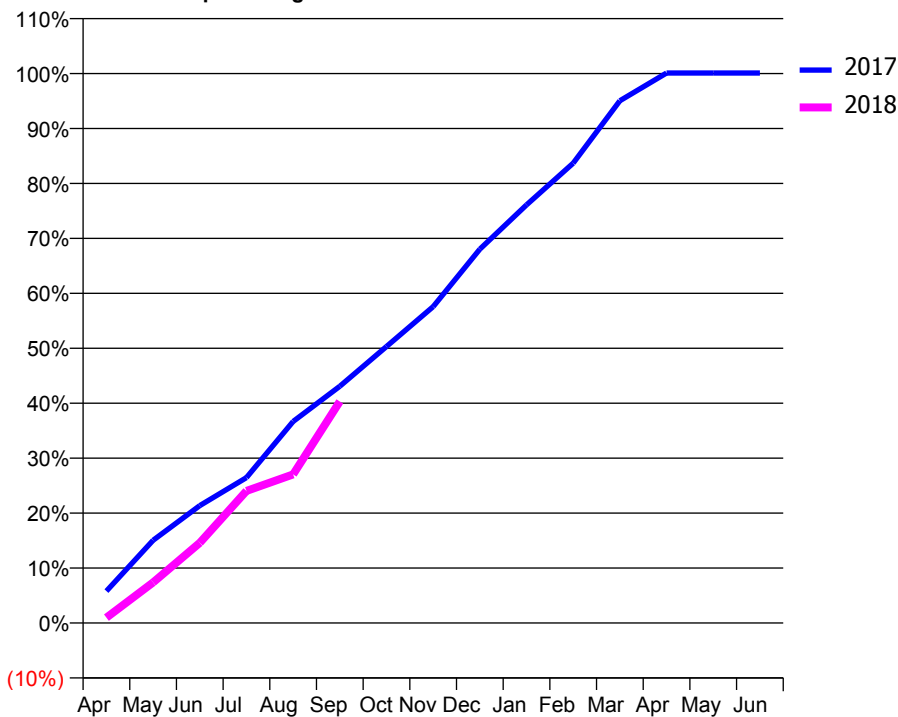
ACCESS*

Patients seen in 24 months	Total	Change since previous quarter
Quarter ending September 2016	6,462	
Quarter ending December 2016	6,301	↓
Quarter ending March 2017	6,309	→
Quarter ending June 2017	6,535	↑
Quarter ending September 2017	6,584	→
Variance since September 2016	1.9%	→



ACTIVITY

Cumulative percentage of contracted UDA delivered 2017 & 2018



Month	Adjusted Scheduled Activity (UDA)	
	2017	2018
April	1,001	169
May	2,600	1,277
June	3,687	2,521
July	4,565	4,151
August	6,330	4,672
September	7,433	6,962
October	8,681	
November	9,936	
December	11,739	
January	13,131	
February	14,441	
March	16,401	
April	17,271	
May	17,271	
June	17,269	

QUALITY

	Quantity	Base Number	Contract	AT	Region	England
% of FP17s for the same patient ID Re-attending within 3 months - Children	69	1,820	3.8%	10.9%	12.8%	11.9%
% of FP17s for the same patient ID Re-attending within 3 months - Adults	242	2,442	9.9%	14.9%	16.5%	15.9%
% of FP17s for the same patient ID Re-attending between 3 & 9 months - Children	1,003	1,820	55.1%	61.0%	59.7%	58.1%
% of FP17s for the same patient ID Re-attending between 3 & 9 months - Adults	1,085	2,442	44.4%	54.9%	53.0%	50.6%
% of FP17s for Band 1 Urgent Courses	147	3,405	4.3%	8.6%	9.2%	9.1%
% of FP17s Relating to Free Repair or Replacements	11	3,405	0.3%	0.9%	1.0%	0.8%
% of FP17s Relating to Continuations	34	3,405	1.0%	1.2%	1.2%	1.1%
% of Patients satisfied with the dentistry they have received	1	1	N/A	91.4%	91.6%	91.4%
% of Patients satisfied with the time they had to wait for an appointment	1	1	N/A	87.5%	88.1%	87.7%

* This is based on patients treated on this contract for their most recent course of treatment. Figures in italics indicate the base number of FP17s or Patient Questionnaire responses are less than 100. N/A is shown where the base number of responses is less than 10 during the period. % is calculated as Quantity/Base number*100

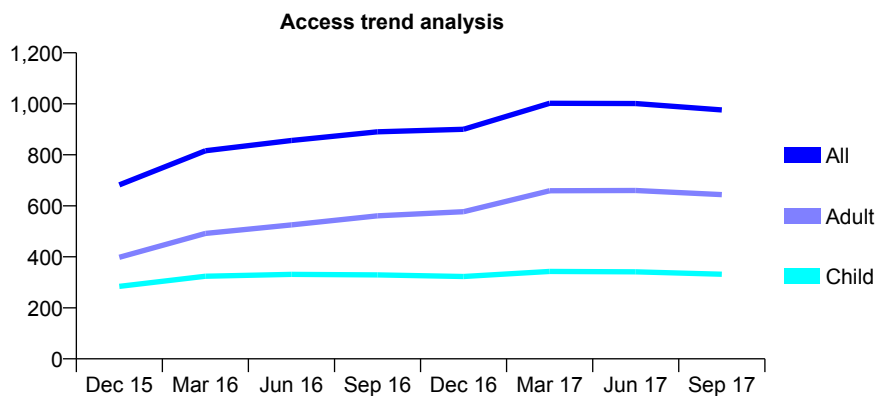
Q52 - Vital Signs At a Glance Contract Report for 195650/0001 - September 2017

Name or company name	MRS FY MARTIN
Contract type name	GDS Contract
Purpose of contract	General
Contract start date	01/04/2015
Contract end date	

17/18 Contracted general activity (UDA)	3,000
Carry forward general activity (UDA)	0
17/18 Contracted orthodontic activity (UOA)	0
Carry forward orthodontic activity (UOA)	0
Baseline contract value	£65,871.89

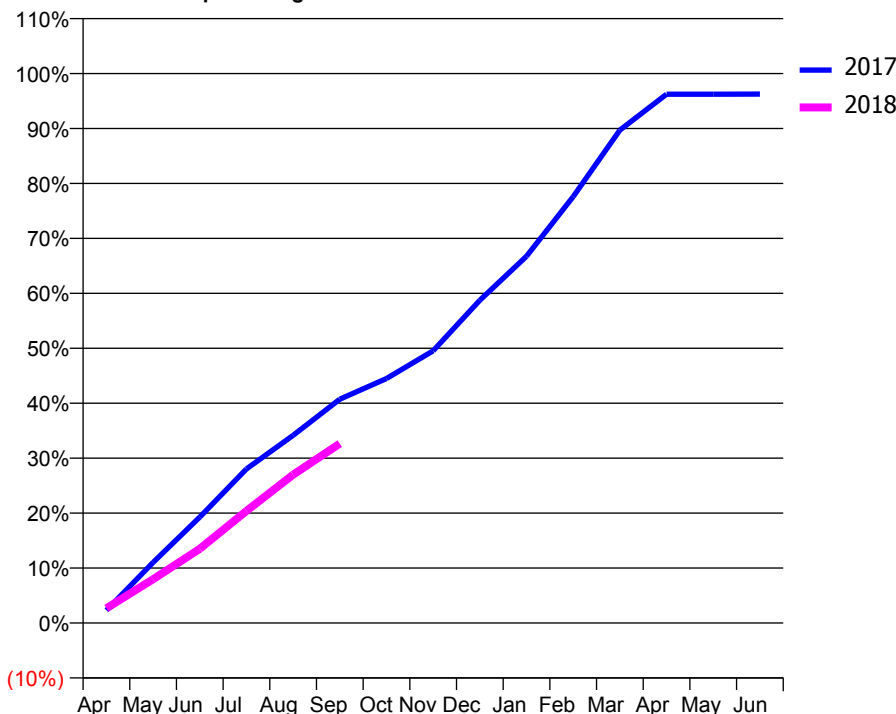
ACCESS*

Patients seen in 24 months	Total	Change since previous quarter
Quarter ending September 2016	890	
Quarter ending December 2016	900	→
Quarter ending March 2017	1,002	↑
Quarter ending June 2017	1,001	→
Quarter ending September 2017	976	↓
Variance since September 2016	9.7%	↑



ACTIVITY

Cumulative percentage of contracted UDA delivered 2017 & 2018



Month	Adjusted Scheduled Activity (UDA)	
	2017	2018
April	70	81
May	331	239
June	578	405
July	841	612
August	1,025	810
September	1,222	980
October	1,335	
November	1,486	
December	1,762	
January	2,003	
February	2,328	
March	2,691	
April	2,887	
May	2,887	
June	2,888	

QUALITY

	Quantity	Base Number	Contract	AT	Region	England
% of FP17s for the same patient ID Re-attending within 3 months - Children	55	267	20.6%	10.9%	12.8%	11.9%
% of FP17s for the same patient ID Re-attending within 3 months - Adults	63	347	18.2%	14.9%	16.5%	15.9%
% of FP17s for the same patient ID Re-attending between 3 & 9 months - Children	151	267	56.6%	61.0%	59.7%	58.1%
% of FP17s for the same patient ID Re-attending between 3 & 9 months - Adults	179	347	51.6%	54.9%	53.0%	50.6%
% of FP17s for Band 1 Urgent Courses	29	541	5.4%	8.6%	9.2%	9.1%
% of FP17s Relating to Free Repair or Replacements	4	541	0.7%	0.9%	1.0%	0.8%
% of FP17s Relating to Continuations	13	541	2.4%	1.2%	1.2%	1.1%
% of Patients satisfied with the dentistry they have received	0	1	N/A	91.4%	91.6%	91.4%
% of Patients satisfied with the time they had to wait for an appointment	1	1	N/A	87.5%	88.1%	87.7%

* This is based on patients treated on this contract for their most recent course of treatment. Figures in italics indicate the base number of FP17s or Patient Questionnaire responses are less than 100. N/A is shown where the base number of responses is less than 10 during the period. % is calculated as Quantity/Base number*100

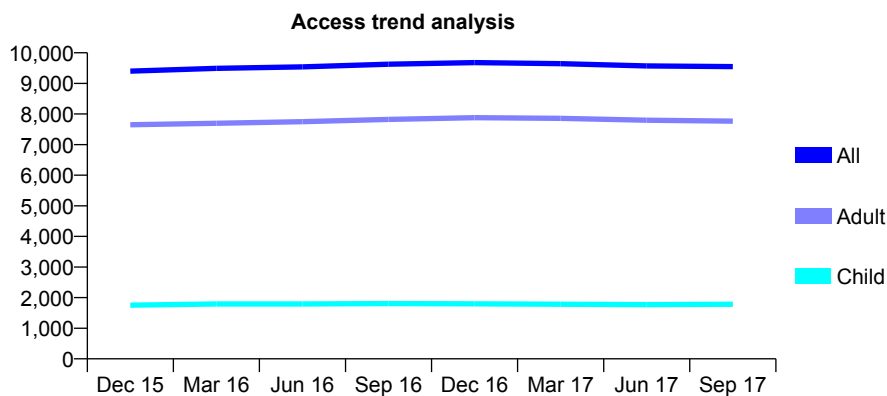
Q52 - Vital Signs At a Glance Contract Report for 197262/0001 - September 2017

Name or company name	Hirst & O'Donnell Limited
Contract type name	GDS Contract
Purpose of contract	General
Contract start date	01/05/2009
Contract end date	

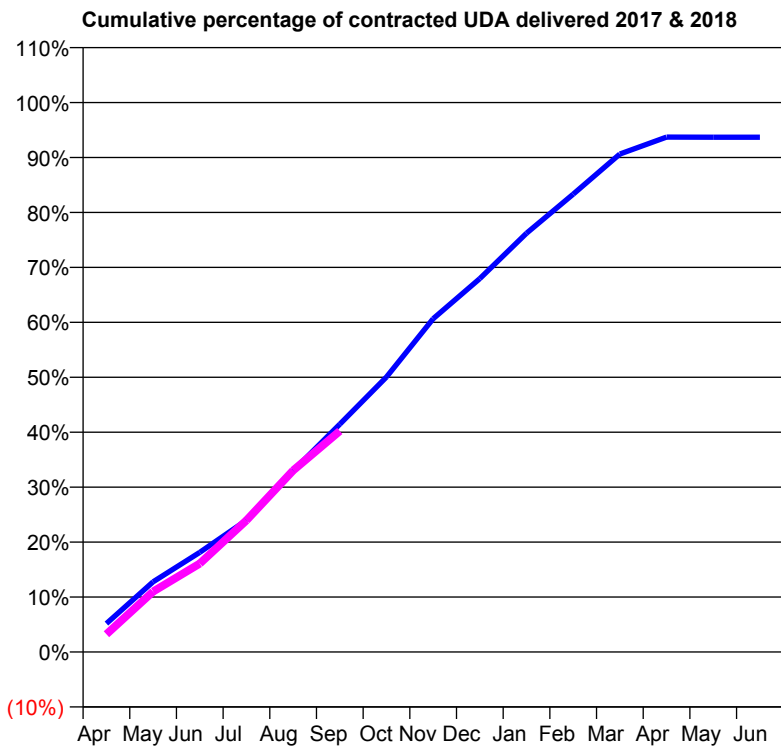
17/18 Contracted general activity (UDA)	27,000
Carry forward general activity (UDA)	0
17/18 Contracted orthodontic activity (UOA)	0
Carry forward orthodontic activity (UOA)	0
Baseline contract value	£823,448.27

ACCESS*

Patients seen in 24 months	Total	Change since previous quarter
Quarter ending September 2016	9,628	
Quarter ending December 2016	9,679	→
Quarter ending March 2017	9,643	→
Quarter ending June 2017	9,571	→
Quarter ending September 2017	9,551	→
Variance since September 2016	(0.8%)	→



ACTIVITY



Month	Adjusted Scheduled Activity (UDA)	
	2017	2018
April	1,396	877
May	3,450	2,969
June	4,898	4,350
July	6,479	6,467
August	8,909	8,920
September	11,193	10,858
October	13,513	
November	16,380	
December	18,349	
January	20,577	
February	22,496	
March	24,469	
April	25,302	
May	25,292	
June	25,292	

QUALITY

	Quantity	Base Number	Contract	AT	Region	England
% of FP17s for the same patient ID Re-attending within 3 months - Children	63	1,391	4.5%	10.9%	12.8%	11.9%
% of FP17s for the same patient ID Re-attending within 3 months - Adults	575	4,809	12.0%	14.9%	16.5%	15.9%
% of FP17s for the same patient ID Re-attending between 3 & 9 months - Children	947	1,391	68.1%	61.0%	59.7%	58.1%
% of FP17s for the same patient ID Re-attending between 3 & 9 months - Adults	2,484	4,809	51.7%	54.9%	53.0%	50.6%
% of FP17s for Band 1 Urgent Courses	438	5,745	7.6%	8.6%	9.2%	9.1%
% of FP17s Relating to Free Repair or Replacements	36	5,745	0.6%	0.9%	1.0%	0.8%
% of FP17s Relating to Continuations	98	5,745	1.7%	1.2%	1.2%	1.1%
% of Patients satisfied with the dentistry they have received	15	16	93.8%	91.4%	91.6%	91.4%
% of Patients satisfied with the time they had to wait for an appointment	12	16	75.0%	87.5%	88.1%	87.7%

* This is based on patients treated on this contract for their most recent course of treatment. Figures in italics indicate the base number of FP17s or Patient Questionnaire responses are less than 100. N/A is shown where the base number of responses is less than 10 during the period. % is calculated as Quantity/Base number*100

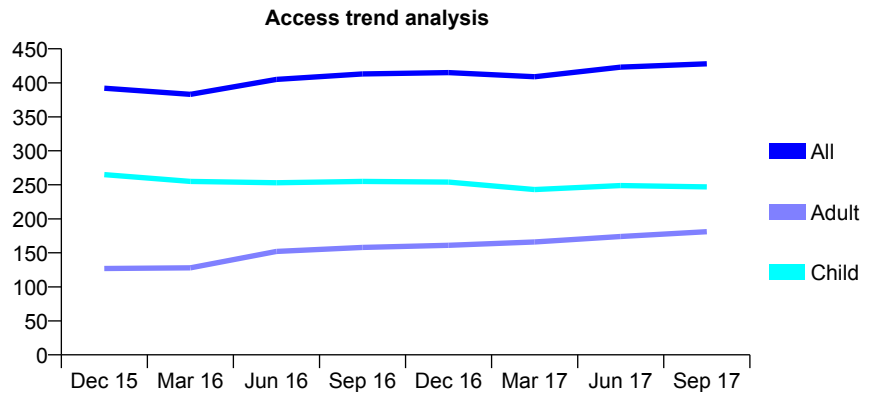
Q52 - Vital Signs At a Glance Contract Report for 197564/0001 - September 2017

Name or company name	Baldon Dental Service Limited
Contract type name	GDS Contract
Purpose of contract	General
Contract start date	02/07/2007
Contract end date	

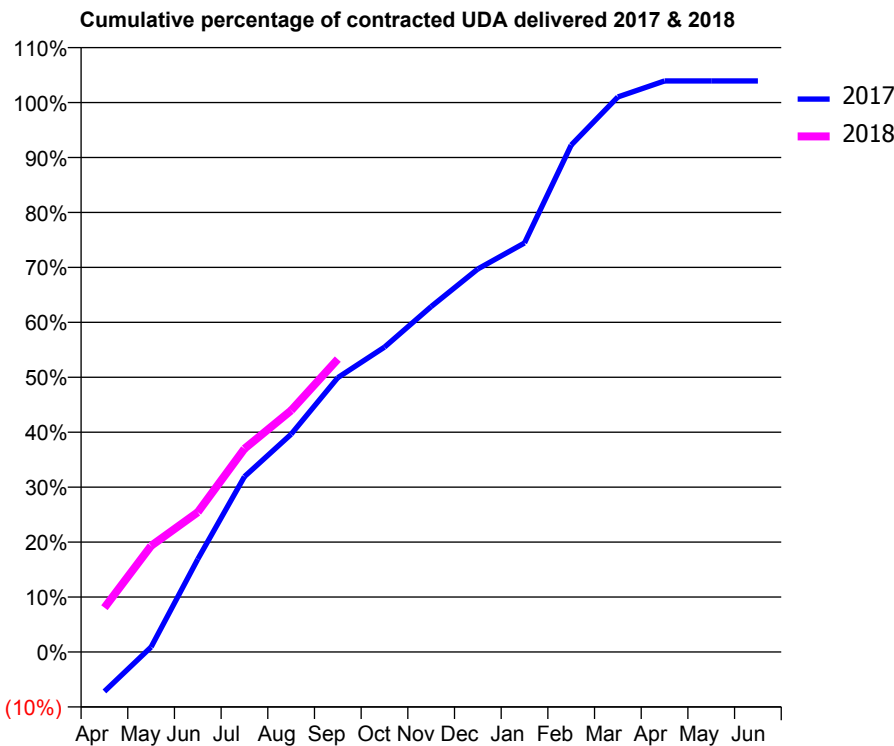
17/18 Contracted general activity (UDA)	719
Carry forward general activity (UDA)	0
17/18 Contracted orthodontic activity (UOA)	0
Carry forward orthodontic activity (UOA)	0
Baseline contract value	£20,892.97

ACCESS*

Patients seen in 24 months	Total	Change since previous quarter
Quarter ending September 2016	413	
Quarter ending December 2016	415	→
Quarter ending March 2017	409	↓
Quarter ending June 2017	423	↑
Quarter ending September 2017	428	→
Variance since September 2016	3.6%	↑



ACTIVITY



Adjusted Scheduled Activity (UDA)		
Month	2017	2018
April	-52	58
May	7	139
June	122	183
July	230	266
August	285	316
September	359	383
October	399	
November	452	
December	501	
January	535	
February	663	
March	726	
April	747	
May	747	
June	747	

QUALITY

	Quantity	Base Number	Contract	AT	Region	England
% of FP17s for the same patient ID Re-attending within 3 months - Children	7	204	3.4%	10.9%	12.8%	11.9%
% of FP17s for the same patient ID Re-attending within 3 months - Adults	2	71	2.8%	14.9%	16.5%	15.9%
% of FP17s for the same patient ID Re-attending between 3 & 9 months - Children	147	204	72.1%	61.0%	59.7%	58.1%
% of FP17s for the same patient ID Re-attending between 3 & 9 months - Adults	28	71	39.4%	54.9%	53.0%	50.6%
% of FP17s for Band 1 Urgent Courses	1	258	0.4%	8.6%	9.2%	9.1%
% of FP17s Relating to Free Repair or Replacements	1	258	0.4%	0.9%	1.0%	0.8%
% of FP17s Relating to Continuations	1	258	0.4%	1.2%	1.2%	1.1%
% of Patients satisfied with the dentistry they have received	0	0	N/A	91.4%	91.6%	91.4%
% of Patients satisfied with the time they had to wait for an appointment	0	0	N/A	87.5%	88.1%	87.7%

* This is based on patients treated on this contract for their most recent course of treatment. Figures in italics indicate the base number of FP17s or Patient Questionnaire responses are less than 100. N/A is shown where the base number of responses is less than 10 during the period. % is calculated as Quantity/Base number*100

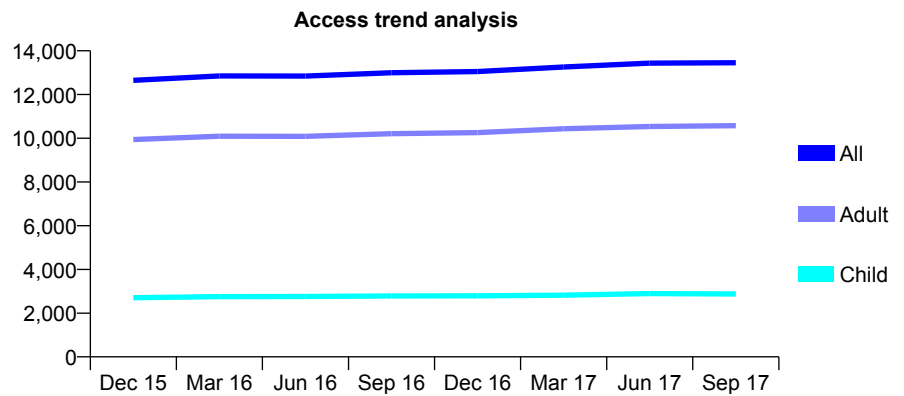
Q52 - Vital Signs At a Glance Contract Report for 197890/0001 - September 2017

Name or company name	Armstrong & Haire Ltd
Contract type name	GDS Contract
Purpose of contract	General
Contract start date	01/11/2010
Contract end date	

17/18 Contracted general activity (UDA)	37,582
Carry forward general activity (UDA)	0
17/18 Contracted orthodontic activity (UOA)	0
Carry forward orthodontic activity (UOA)	0
Baseline contract value	£1,121,531.15

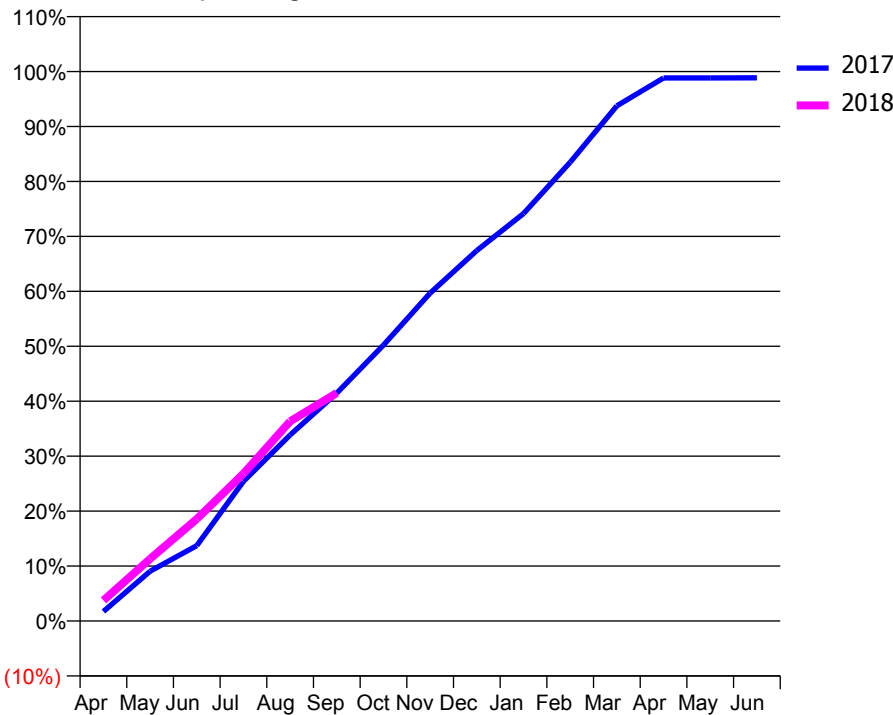
ACCESS*

Patients seen in 24 months	Total	Change since previous quarter
Quarter ending September 2016	12,997	
Quarter ending December 2016	13,050	→
Quarter ending March 2017	13,256	→
Quarter ending June 2017	13,434	→
Quarter ending September 2017	13,451	→
Variance since September 2016	3.5%	↑



ACTIVITY

Cumulative percentage of contracted UDA delivered 2017 & 2018



Month	Adjusted Scheduled Activity (UDA)	
	2017	2018
April	650	1,412
May	3,409	4,257
June	5,160	6,979
July	9,555	10,078
August	12,723	13,657
September	15,589	15,604
October	18,875	
November	22,429	
December	25,340	
January	27,865	
February	31,376	
March	35,238	
April	37,142	
May	37,144	
June	37,148	

QUALITY

	Quantity	Base Number	Contract	AT	Region	England
% of FP17s for the same patient ID Re-attending within 3 months - Children	177	2,095	8.4%	10.9%	12.8%	11.9%
% of FP17s for the same patient ID Re-attending within 3 months - Adults	1,158	7,429	15.6%	14.9%	16.5%	15.9%
% of FP17s for the same patient ID Re-attending between 3 & 9 months - Children	1,303	2,095	62.2%	61.0%	59.7%	58.1%
% of FP17s for the same patient ID Re-attending between 3 & 9 months - Adults	4,490	7,429	60.4%	54.9%	53.0%	50.6%
% of FP17s for Band 1 Urgent Courses	582	8,632	6.7%	8.6%	9.2%	9.1%
% of FP17s Relating to Free Repair or Replacements	70	8,632	0.8%	0.9%	1.0%	0.8%
% of FP17s Relating to Continuations	173	8,632	2.0%	1.2%	1.2%	1.1%
% of Patients satisfied with the dentistry they have received	12	13	92.3%	91.4%	91.6%	91.4%
% of Patients satisfied with the time they had to wait for an appointment	10	13	76.9%	87.5%	88.1%	87.7%

* This is based on patients treated on this contract for their most recent course of treatment. Figures in italics indicate the base number of FP17s or Patient Questionnaire responses are less than 100. N/A is shown where the base number of responses is less than 10 during the period. % is calculated as Quantity/Base number*100

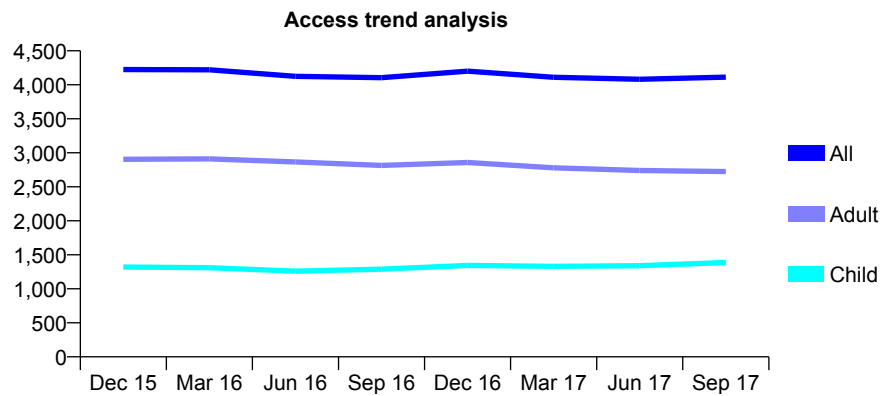
Q52 - Vital Signs At a Glance Contract Report for 198625/0001 - September 2017

Name or company name	J H Sager Ltd
Contract type name	GDS Contract
Purpose of contract	General
Contract start date	01/04/2009
Contract end date	

17/18 Contracted general activity (UDA)	14,400
Carry forward general activity (UDA)	0
17/18 Contracted orthodontic activity (UOA)	0
Carry forward orthodontic activity (UOA)	0
Baseline contract value	£393,838.06

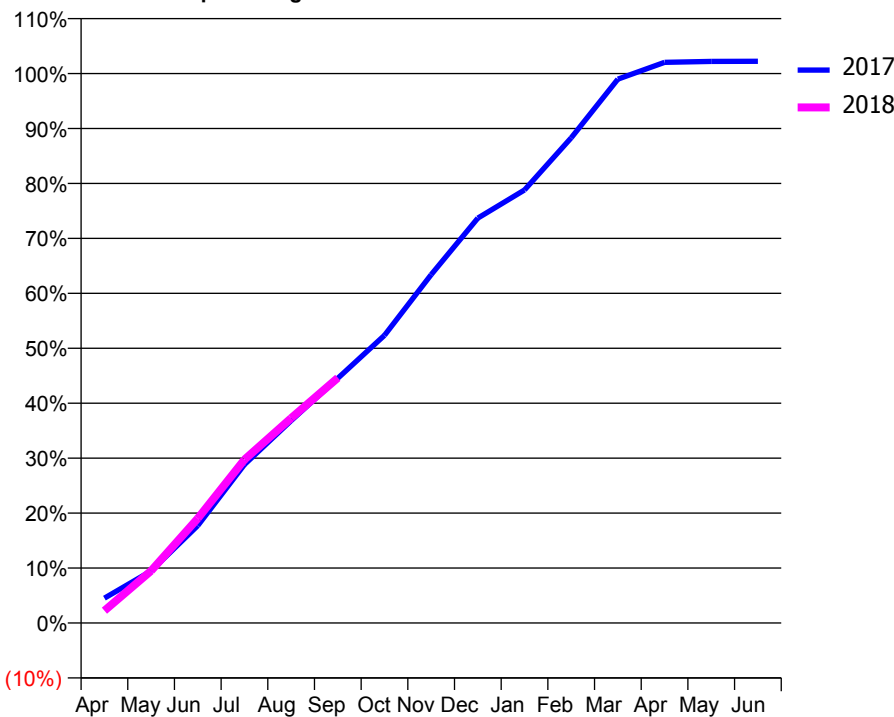
ACCESS*

Patients seen in 24 months	Total	Change since previous quarter
Quarter ending September 2016	4,104	
Quarter ending December 2016	4,201	↑
Quarter ending March 2017	4,110	↓
Quarter ending June 2017	4,082	→
Quarter ending September 2017	4,112	→
Variance since September 2016	0.2%	→



ACTIVITY

Cumulative percentage of contracted UDA delivered 2017 & 2018



Month	Adjusted Scheduled Activity (UDA)	
	2017	2018
April	653	325
May	1,365	1,367
June	2,554	2,741
July	4,153	4,282
August	5,303	5,370
September	6,413	6,424
October	7,539	
November	9,129	
December	10,610	
January	11,347	
February	12,716	
March	14,251	
April	14,691	
May	14,717	
June	14,720	

QUALITY

	Quantity	Base Number	Contract	AT	Region	England
% of FP17s for the same patient ID Re-attending within 3 months - Children	71	798	8.9%	10.9%	12.8%	11.9%
% of FP17s for the same patient ID Re-attending within 3 months - Adults	330	1,721	19.2%	14.9%	16.5%	15.9%
% of FP17s for the same patient ID Re-attending between 3 & 9 months - Children	361	798	45.2%	61.0%	59.7%	58.1%
% of FP17s for the same patient ID Re-attending between 3 & 9 months - Adults	865	1,721	50.3%	54.9%	53.0%	50.6%
% of FP17s for Band 1 Urgent Courses	257	2,354	10.9%	8.6%	9.2%	9.1%
% of FP17s Relating to Free Repair or Replacements	27	2,354	1.1%	0.9%	1.0%	0.8%
% of FP17s Relating to Continuations	16	2,354	0.7%	1.2%	1.2%	1.1%
% of Patients satisfied with the dentistry they have received	6	7	N/A	91.4%	91.6%	91.4%
% of Patients satisfied with the time they had to wait for an appointment	6	7	N/A	87.5%	88.1%	87.7%

* This is based on patients treated on this contract for their most recent course of treatment. Figures in italics indicate the base number of FP17s or Patient Questionnaire responses are less than 100. N/A is shown where the base number of responses is less than 10 during the period. % is calculated as Quantity/Base number*100

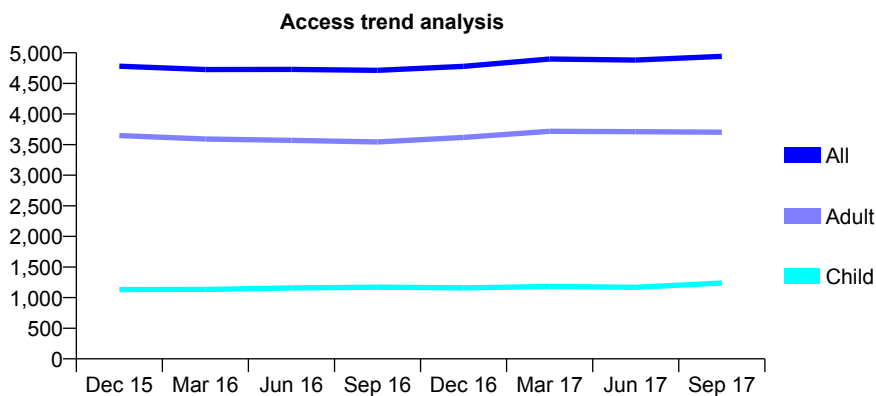
Q52 - Vital Signs At a Glance Contract Report for 202401/0004 - September 2017

Name or company name	MR RS NICHOLSON
Contract type name	GDS Contract
Purpose of contract	General
Contract start date	03/04/2007
Contract end date	

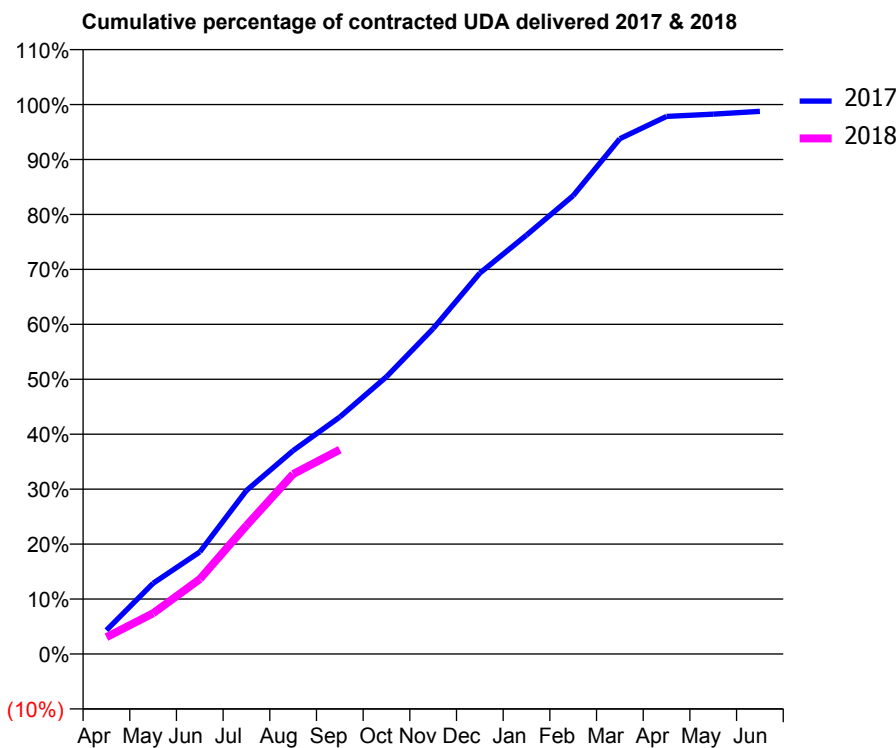
17/18 Contracted general activity (UDA)	12,193
Carry forward general activity (UDA)	0
17/18 Contracted orthodontic activity (UOA)	0
Carry forward orthodontic activity (UOA)	0
Baseline contract value	£328,699.73

ACCESS*

Patients seen in 24 months	Total	Change since previous quarter
Quarter ending September 2016	4,714	
Quarter ending December 2016	4,778	→
Quarter ending March 2017	4,898	↑
Quarter ending June 2017	4,881	→
Quarter ending September 2017	4,942	→
Variance since September 2016	4.8%	↑



ACTIVITY



Month	Adjusted Scheduled Activity (UDA)	
	2017	2018
April	527	375
May	1,568	904
June	2,266	1,663
July	3,629	2,852
August	4,515	3,992
September	5,260	4,535
October	6,153	
November	7,222	
December	8,451	
January	9,295	
February	10,171	
March	11,433	
April	11,927	
May	11,978	
June	12,040	

QUALITY

	Quantity	Base Number	Contract	AT	Region	England
% of FP17s for the same patient ID Re-attending within 3 months - Children	43	675	6.4%	10.9%	12.8%	11.9%
% of FP17s for the same patient ID Re-attending within 3 months - Adults	190	1,946	9.8%	14.9%	16.5%	15.9%
% of FP17s for the same patient ID Re-attending between 3 & 9 months - Children	293	675	43.4%	61.0%	59.7%	58.1%
% of FP17s for the same patient ID Re-attending between 3 & 9 months - Adults	906	1,946	46.6%	54.9%	53.0%	50.6%
% of FP17s for Band 1 Urgent Courses	92	2,358	3.9%	8.6%	9.2%	9.1%
% of FP17s Relating to Free Repair or Replacements	20	2,358	0.8%	0.9%	1.0%	0.8%
% of FP17s Relating to Continuations	40	2,358	1.7%	1.2%	1.2%	1.1%
% of Patients satisfied with the dentistry they have received	1	1	N/A	91.4%	91.6%	91.4%
% of Patients satisfied with the time they had to wait for an appointment	1	1	N/A	87.5%	88.1%	87.7%

* This is based on patients treated on this contract for their most recent course of treatment. Figures in italics indicate the base number of FP17s or Patient Questionnaire responses are less than 100. N/A is shown where the base number of responses is less than 10 during the period. % is calculated as Quantity/Base number*100

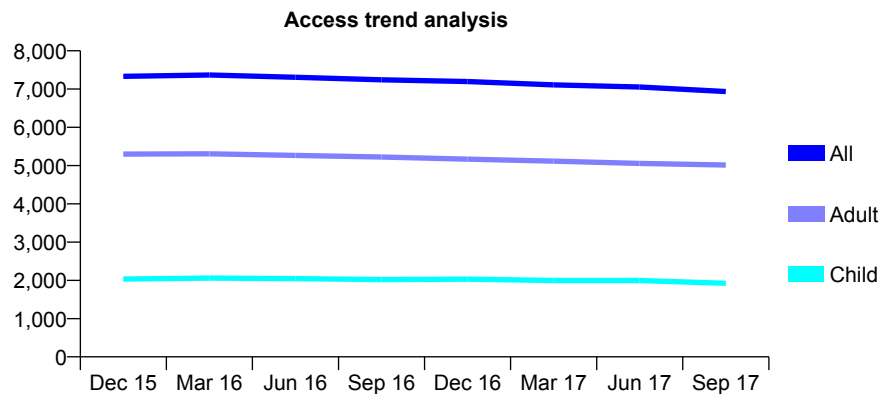
Q52 - Vital Signs At a Glance Contract Report for 204412/0002 - September 2017

Name or company name	MR CS DHALIWAL
Contract type name	GDS Contract
Purpose of contract	General
Contract start date	16/04/2006
Contract end date	

17/18 Contracted general activity (UDA)	24,569
Carry forward general activity (UDA)	0
17/18 Contracted orthodontic activity (UOA)	0
Carry forward orthodontic activity (UOA)	0
Baseline contract value	£667,656.53

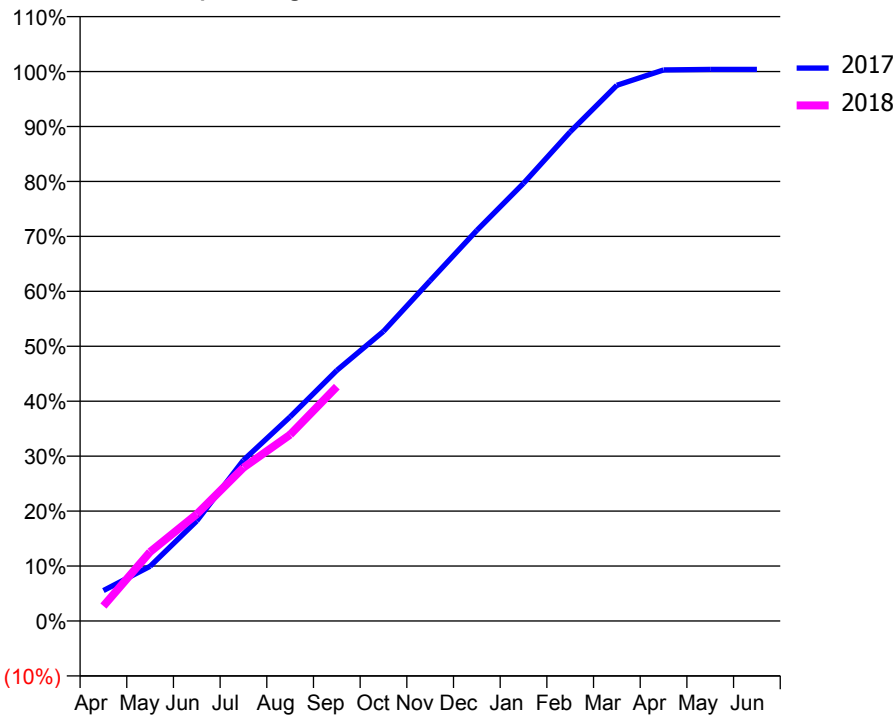
ACCESS*

Patients seen in 24 months	Total	Change since previous quarter
Quarter ending September 2016	7,242	
Quarter ending December 2016	7,197	→
Quarter ending March 2017	7,109	↓
Quarter ending June 2017	7,052	→
Quarter ending September 2017	6,935	↓
Variance since September 2016	(4.2%)	↓



ACTIVITY

Cumulative percentage of contracted UDA delivered 2017 & 2018



Month	Adjusted Scheduled Activity (UDA)	
	2017	2018
April	1,362	672
May	2,449	3,091
June	4,474	4,780
July	7,192	6,861
August	9,133	8,334
September	11,205	10,478
October	12,952	
November	15,218	
December	17,468	
January	19,573	
February	21,872	
March	23,950	
April	24,638	
May	24,665	
June	24,665	

QUALITY

	Quantity	Base Number	Contract	AT	Region	England
% of FP17s for the same patient ID Re-attending within 3 months - Children	120	1,577	7.6%	10.9%	12.8%	11.9%
% of FP17s for the same patient ID Re-attending within 3 months - Adults	561	3,738	15.0%	14.9%	16.5%	15.9%
% of FP17s for the same patient ID Re-attending between 3 & 9 months - Children	1,050	1,577	66.6%	61.0%	59.7%	58.1%
% of FP17s for the same patient ID Re-attending between 3 & 9 months - Adults	2,342	3,738	62.7%	54.9%	53.0%	50.6%
% of FP17s for Band 1 Urgent Courses	331	4,931	6.7%	8.6%	9.2%	9.1%
% of FP17s Relating to Free Repair or Replacements	45	4,931	0.9%	0.9%	1.0%	0.8%
% of FP17s Relating to Continuations	119	4,931	2.4%	1.2%	1.2%	1.1%
% of Patients satisfied with the dentistry they have received	5	6	N/A	91.4%	91.6%	91.4%
% of Patients satisfied with the time they had to wait for an appointment	5	6	N/A	87.5%	88.1%	87.7%

* This is based on patients treated on this contract for their most recent course of treatment. Figures in italics indicate the base number of FP17s or Patient Questionnaire responses are less than 100. N/A is shown where the base number of responses is less than 10 during the period. % is calculated as Quantity/Base number*100

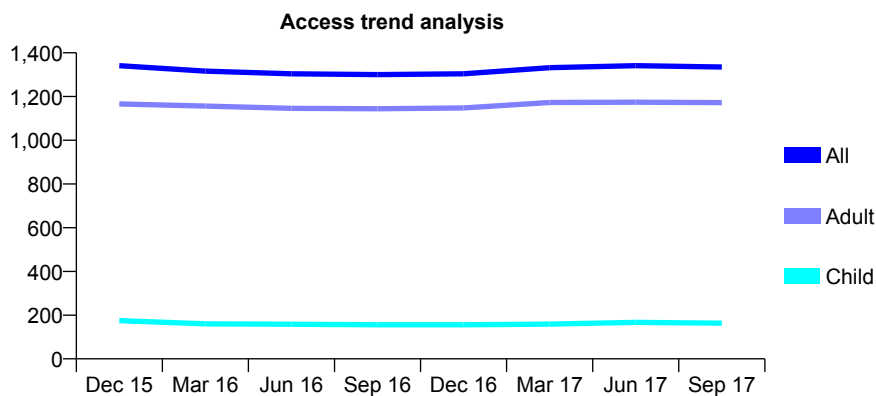
Q52 - Vital Signs At a Glance Contract Report for 208574/0001 - September 2017

Name or company name	MR AR DENBIGH-WHITE
Contract type name	GDS Contract
Purpose of contract	General
Contract start date	01/04/2006
Contract end date	

17/18 Contracted general activity (UDA)	4,698
Carry forward general activity (UDA)	0
17/18 Contracted orthodontic activity (UOA)	0
Carry forward orthodontic activity (UOA)	0
Baseline contract value	£124,912.76

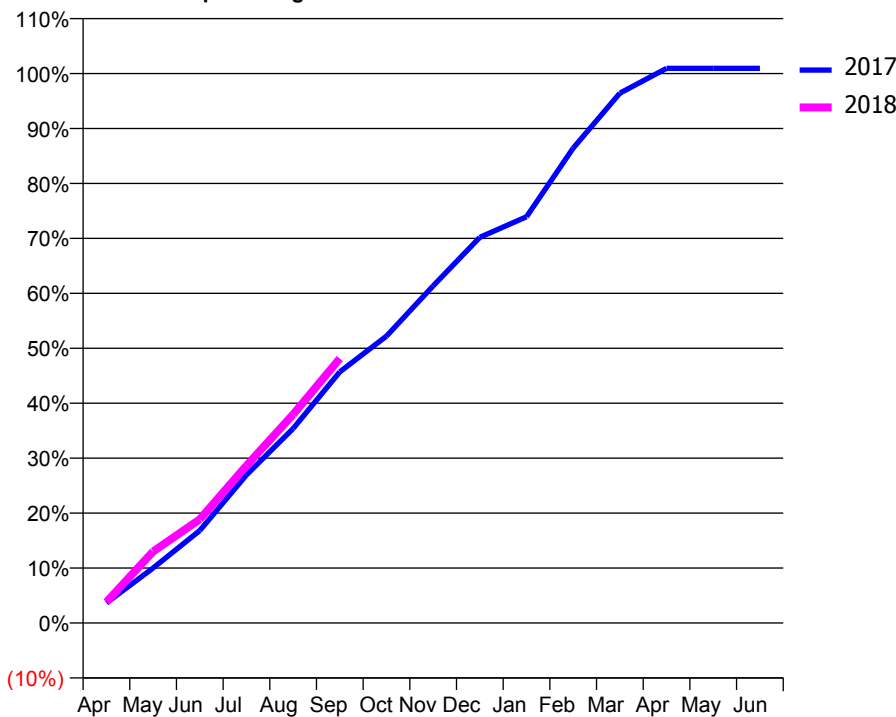
ACCESS*

Patients seen in 24 months	Total	Change since previous quarter
Quarter ending September 2016	1,300	
Quarter ending December 2016	1,304	→
Quarter ending March 2017	1,332	↑
Quarter ending June 2017	1,341	→
Quarter ending September 2017	1,335	→
Variance since September 2016	2.7%	↑



ACTIVITY

Cumulative percentage of contracted UDA delivered 2017 & 2018



Adjusted Scheduled Activity (UDA)

Month	2017	2018
April	172	180
May	470	612
June	791	886
July	1,266	1,346
August	1,663	1,784
September	2,147	2,261
October	2,453	
November	2,883	
December	3,297	
January	3,473	
February	4,061	
March	4,530	
April	4,742	
May	4,742	
June	4,742	

QUALITY

	Quantity	Base Number	Contract	AT	Region	England
% of FP17s for the same patient ID Re-attending within 3 months - Children	8	129	6.2%	10.9%	12.8%	11.9%
% of FP17s for the same patient ID Re-attending within 3 months - Adults	159	792	20.1%	14.9%	16.5%	15.9%
% of FP17s for the same patient ID Re-attending between 3 & 9 months - Children	78	129	60.5%	61.0%	59.7%	58.1%
% of FP17s for the same patient ID Re-attending between 3 & 9 months - Adults	319	792	40.3%	54.9%	53.0%	50.6%
% of FP17s for Band 1 Urgent Courses	104	845	12.3%	8.6%	9.2%	9.1%
% of FP17s Relating to Free Repair or Replacements	31	845	3.7%	0.9%	1.0%	0.8%
% of FP17s Relating to Continuations	30	845	3.6%	1.2%	1.2%	1.1%
% of Patients satisfied with the dentistry they have received	6	6	N/A	91.4%	91.6%	91.4%
% of Patients satisfied with the time they had to wait for an appointment	6	6	N/A	87.5%	88.1%	87.7%

* This is based on patients treated on this contract for their most recent course of treatment. Figures in italics indicate the base number of FP17s or Patient Questionnaire responses are less than 100. N/A is shown where the base number of responses is less than 10 during the period. % is calculated as Quantity/Base number*100

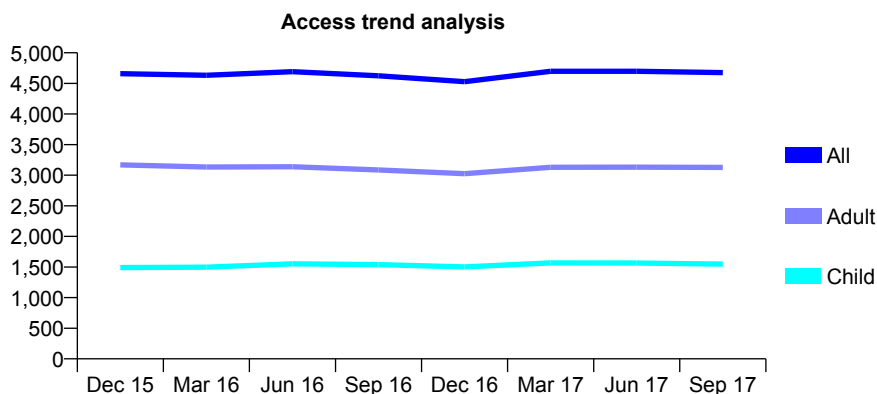
Q52 - Vital Signs At a Glance Contract Report for 215651/0001 - September 2017

Name or company name	MRS AA RAYNER
Contract type name	PDS Contract
Purpose of contract	General
Contract start date	01/04/2006
Contract end date	31/03/2021

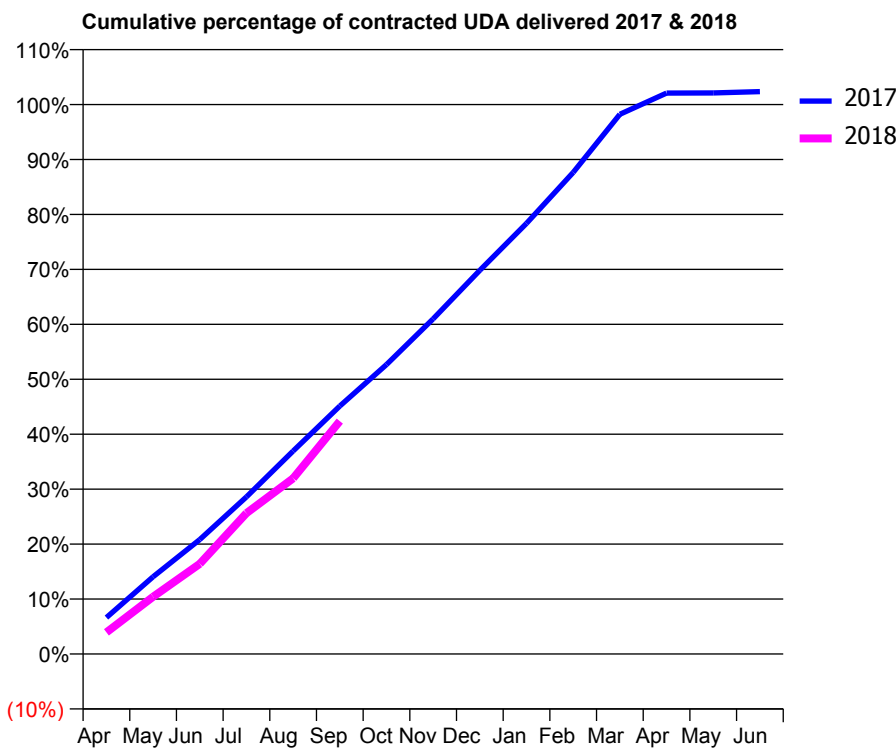
17/18 Contracted general activity (UDA)	9,684
Carry forward general activity (UDA)	0
17/18 Contracted orthodontic activity (UOA)	0
Carry forward orthodontic activity (UOA)	0
Baseline contract value	£222,557.66

ACCESS*

Patients seen in 24 months	Total	Change since previous quarter
Quarter ending September 2016	4,624	
Quarter ending December 2016	4,528	↓
Quarter ending March 2017	4,698	↑
Quarter ending June 2017	4,698	→
Quarter ending September 2017	4,676	→
Variance since September 2016	1.1%	→



ACTIVITY



Month	Adjusted Scheduled Activity (UDA)	
	2017	2018
April	648	381
May	1,375	1,009
June	2,036	1,590
July	2,795	2,484
August	3,611	3,097
September	4,410	4,105
October	5,148	
November	5,961	
December	6,824	
January	7,661	
February	8,566	
March	9,600	
April	9,977	
May	9,979	
June	10,002	

QUALITY

	Quantity	Base Number	Contract	AT	Region	England
% of FP17s for the same patient ID Re-attending within 3 months - Children	119	1,145	10.4%	10.9%	12.8%	11.9%
% of FP17s for the same patient ID Re-attending within 3 months - Adults	275	1,903	14.5%	14.9%	16.5%	15.9%
% of FP17s for the same patient ID Re-attending between 3 & 9 months - Children	668	1,145	58.3%	61.0%	59.7%	58.1%
% of FP17s for the same patient ID Re-attending between 3 & 9 months - Adults	841	1,903	44.2%	54.9%	53.0%	50.6%
% of FP17s for Band 1 Urgent Courses	241	2,301	10.5%	8.6%	9.2%	9.1%
% of FP17s Relating to Free Repair or Replacements	4	2,301	0.2%	0.9%	1.0%	0.8%
% of FP17s Relating to Continuations	39	2,301	1.7%	1.2%	1.2%	1.1%
% of Patients satisfied with the dentistry they have received	8	10	80.0%	91.4%	91.6%	91.4%
% of Patients satisfied with the time they had to wait for an appointment	8	10	80.0%	87.5%	88.1%	87.7%

* This is based on patients treated on this contract for their most recent course of treatment. Figures in italics indicate the base number of FP17s or Patient Questionnaire responses are less than 100. N/A is shown where the base number of responses is less than 10 during the period. % is calculated as Quantity/Base number*100

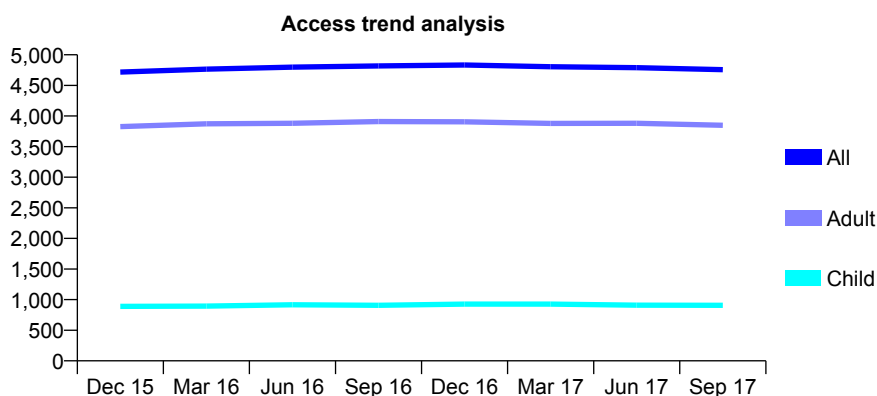
Q52 - Vital Signs At a Glance Contract Report for 215651/0002 - September 2017

Name or company name	MRS AA RAYNER
Contract type name	Pilot Contract
Purpose of contract	General
Contract start date	01/04/2006
Contract end date	31/03/2021

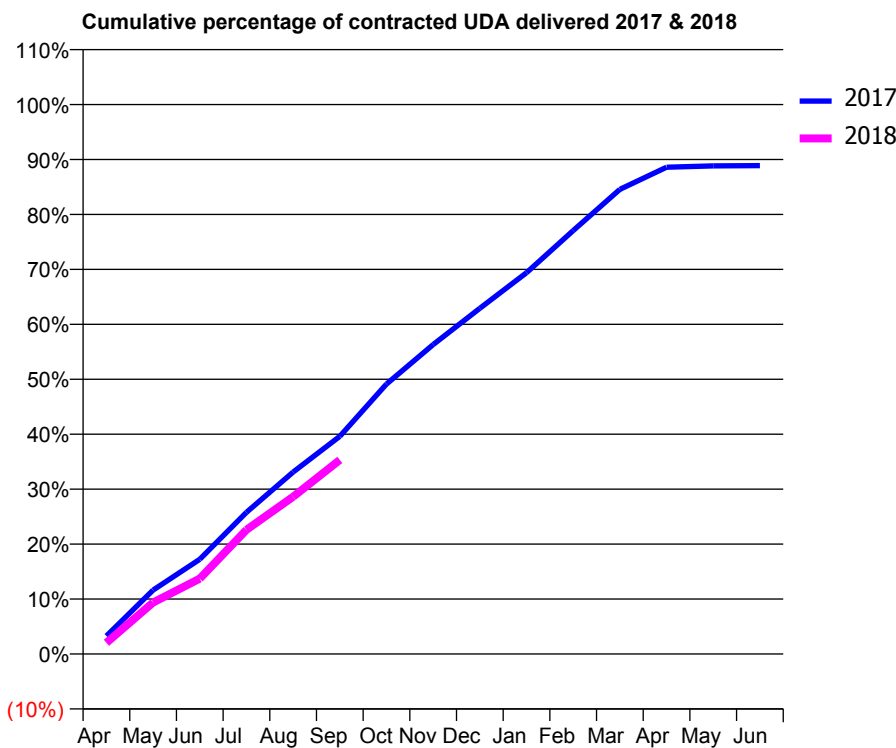
17/18 Contracted general activity (UDA)	11,957
Carry forward general activity (UDA)	0
17/18 Contracted orthodontic activity (UOA)	0
Carry forward orthodontic activity (UOA)	0
Baseline contract value	£327,920.92

ACCESS*

Patients seen in 24 months	Total	Change since previous quarter
Quarter ending September 2016	4,817	
Quarter ending December 2016	4,834	→
Quarter ending March 2017	4,804	→
Quarter ending June 2017	4,790	→
Quarter ending September 2017	4,756	→
Variance since September 2016	(1.3%)	↓



ACTIVITY



Month	Adjusted Scheduled Activity (UDA)	
	2017	2018
April	394	245
May	1,391	1,122
June	2,062	1,640
July	3,083	2,703
August	3,958	3,423
September	4,737	4,224
October	5,875	
November	6,734	
December	7,522	
January	8,298	
February	9,214	
March	10,110	
April	10,593	
May	10,622	
June	10,628	

QUALITY

	Quantity	Base Number	Contract	AT	Region	England
% of FP17s for the same patient ID Re-attending within 3 months - Children	51	597	8.5%	10.9%	12.8%	11.9%
% of FP17s for the same patient ID Re-attending within 3 months - Adults	253	2,032	12.5%	14.9%	16.5%	15.9%
% of FP17s for the same patient ID Re-attending between 3 & 9 months - Children	284	597	47.6%	61.0%	59.7%	58.1%
% of FP17s for the same patient ID Re-attending between 3 & 9 months - Adults	680	2,032	33.5%	54.9%	53.0%	50.6%
% of FP17s for Band 1 Urgent Courses	180	2,337	7.7%	8.6%	9.2%	9.1%
% of FP17s Relating to Free Repair or Replacements	19	2,337	0.8%	0.9%	1.0%	0.8%
% of FP17s Relating to Continuations	18	2,337	0.8%	1.2%	1.2%	1.1%
% of Patients satisfied with the dentistry they have received	7	7	N/A	91.4%	91.6%	91.4%
% of Patients satisfied with the time they had to wait for an appointment	7	7	N/A	87.5%	88.1%	87.7%

* This is based on patients treated on this contract for their most recent course of treatment. Figures in italics indicate the base number of FP17s or Patient Questionnaire responses are less than 100. N/A is shown where the base number of responses is less than 10 during the period. % is calculated as Quantity/Base number*100

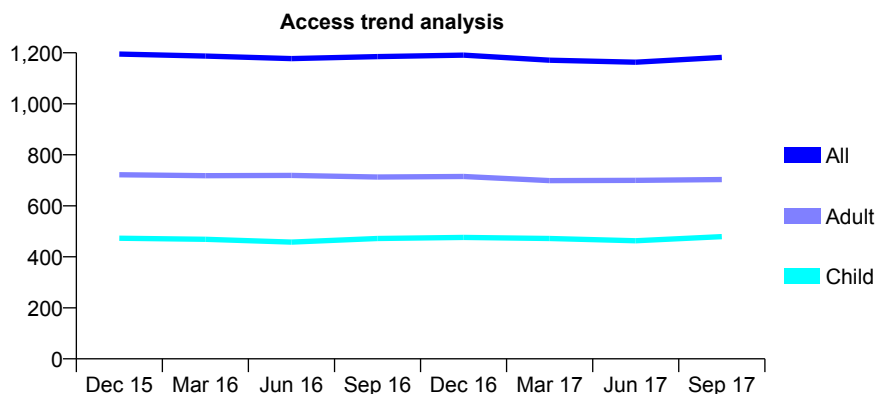
Q52 - Vital Signs At a Glance Contract Report for 222526/0001 - September 2017

Name or company name	MR MR HANSON
Contract type name	GDS Contract
Purpose of contract	General
Contract start date	01/04/2006
Contract end date	

17/18 Contracted general activity (UDA)	4,896
Carry forward general activity (UDA)	0
17/18 Contracted orthodontic activity (UOA)	0
Carry forward orthodontic activity (UOA)	0
Baseline contract value	£175,249.47

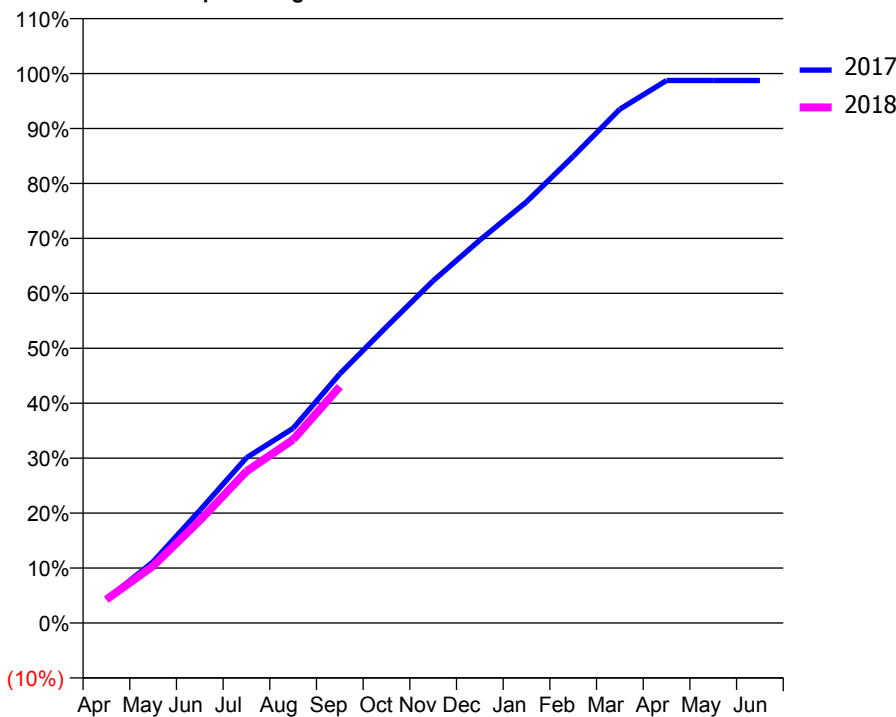
ACCESS*

Patients seen in 24 months	Total	Change since previous quarter
Quarter ending September 2016	1,185	
Quarter ending December 2016	1,191	→
Quarter ending March 2017	1,171	↓
Quarter ending June 2017	1,163	→
Quarter ending September 2017	1,182	→
Variance since September 2016	(0.3%)	→



ACTIVITY

Cumulative percentage of contracted UDA delivered 2017 & 2018



Month	Adjusted Scheduled Activity (UDA)	
	2017	2018
April	210	210
May	546	508
June	1,003	913
July	1,473	1,352
August	1,736	1,634
September	2,220	2,106
October	2,640	
November	3,049	
December	3,412	
January	3,753	
February	4,158	
March	4,578	
April	4,834	
May	4,834	
June	4,834	

QUALITY

	Quantity	Base Number	Contract	AT	Region	England
% of FP17s for the same patient ID Re-attending within 3 months - Children	69	511	13.5%	10.9%	12.8%	11.9%
% of FP17s for the same patient ID Re-attending within 3 months - Adults	127	575	22.1%	14.9%	16.5%	15.9%
% of FP17s for the same patient ID Re-attending between 3 & 9 months - Children	352	511	68.9%	61.0%	59.7%	58.1%
% of FP17s for the same patient ID Re-attending between 3 & 9 months - Adults	322	575	56.0%	54.9%	53.0%	50.6%
% of FP17s for Band 1 Urgent Courses	59	990	6.0%	8.6%	9.2%	9.1%
% of FP17s Relating to Free Repair or Replacements	0	990	0.0%	0.9%	1.0%	0.8%
% of FP17s Relating to Continuations	7	990	0.7%	1.2%	1.2%	1.1%
% of Patients satisfied with the dentistry they have received	1	2	N/A	91.4%	91.6%	91.4%
% of Patients satisfied with the time they had to wait for an appointment	1	2	N/A	87.5%	88.1%	87.7%

* This is based on patients treated on this contract for their most recent course of treatment. Figures in italics indicate the base number of FP17s or Patient Questionnaire responses are less than 100. N/A is shown where the base number of responses is less than 10 during the period. % is calculated as Quantity/Base number*100

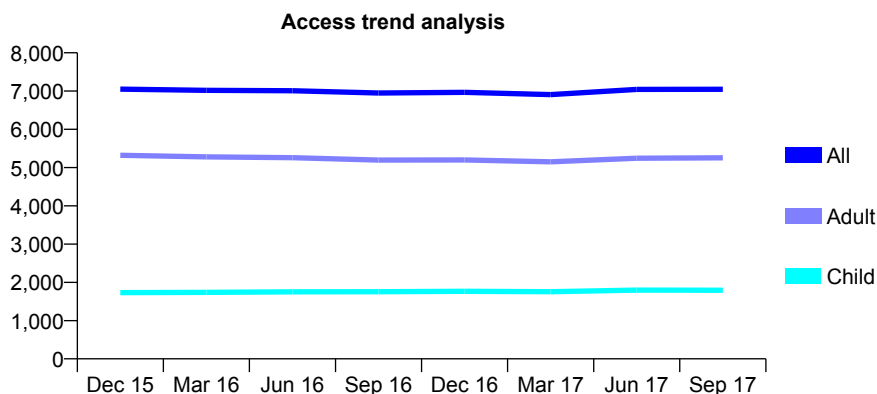
Q52 - Vital Signs At a Glance Contract Report for 224804/0001 - September 2017

Name or company name	MRS SJ WEBSTER
Contract type name	GDS Contract
Purpose of contract	General
Contract start date	01/04/2006
Contract end date	

17/18 Contracted general activity (UDA)	19,900
Carry forward general activity (UDA)	0
17/18 Contracted orthodontic activity (UOA)	0
Carry forward orthodontic activity (UOA)	0
Baseline contract value	£594,428.26

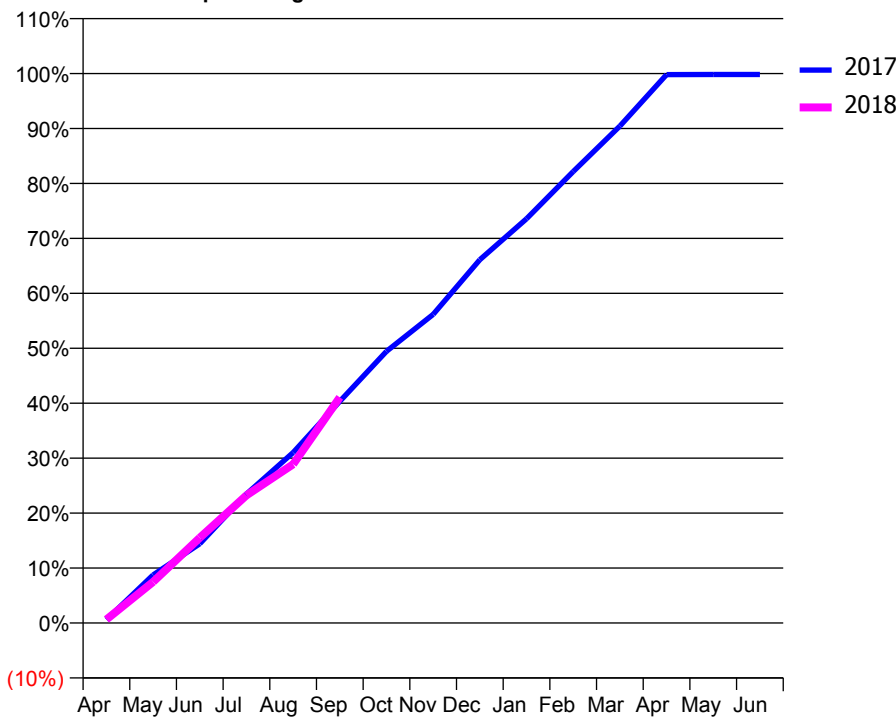
ACCESS*

Patients seen in 24 months	Total	Change since previous quarter
Quarter ending September 2016	6,950	
Quarter ending December 2016	6,967	→
Quarter ending March 2017	6,907	→
Quarter ending June 2017	7,043	→
Quarter ending September 2017	7,048	→
Variance since September 2016	1.4%	→



ACTIVITY

Cumulative percentage of contracted UDA delivered 2017 & 2018



Adjusted Scheduled Activity (UDA)

Month	2017	2018
April	121	129
May	1,740	1,488
June	2,872	3,089
July	4,674	4,625
August	6,175	5,749
September	8,031	8,173
October	9,838	
November	11,179	
December	13,155	
January	14,637	
February	16,351	
March	17,998	
April	19,861	
May	19,863	
June	19,865	

QUALITY

	Quantity	Base Number	Contract	AT	Region	England
% of FP17s for the same patient ID Re-attending within 3 months - Children	119	1,602	7.4%	10.9%	12.8%	11.9%
% of FP17s for the same patient ID Re-attending within 3 months - Adults	672	4,362	15.4%	14.9%	16.5%	15.9%
% of FP17s for the same patient ID Re-attending between 3 & 9 months - Children	1,119	1,602	69.9%	61.0%	59.7%	58.1%
% of FP17s for the same patient ID Re-attending between 3 & 9 months - Adults	2,678	4,362	61.4%	54.9%	53.0%	50.6%
% of FP17s for Band 1 Urgent Courses	241	4,869	4.9%	8.6%	9.2%	9.1%
% of FP17s Relating to Free Repair or Replacements	41	4,869	0.8%	0.9%	1.0%	0.8%
% of FP17s Relating to Continuations	30	4,869	0.6%	1.2%	1.2%	1.1%
% of Patients satisfied with the dentistry they have received	10	10	100.0%	91.4%	91.6%	91.4%
% of Patients satisfied with the time they had to wait for an appointment	10	10	100.0%	87.5%	88.1%	87.7%

* This is based on patients treated on this contract for their most recent course of treatment. Figures in italics indicate the base number of FP17s or Patient Questionnaire responses are less than 100. N/A is shown where the base number of responses is less than 10 during the period. % is calculated as Quantity/Base number*100

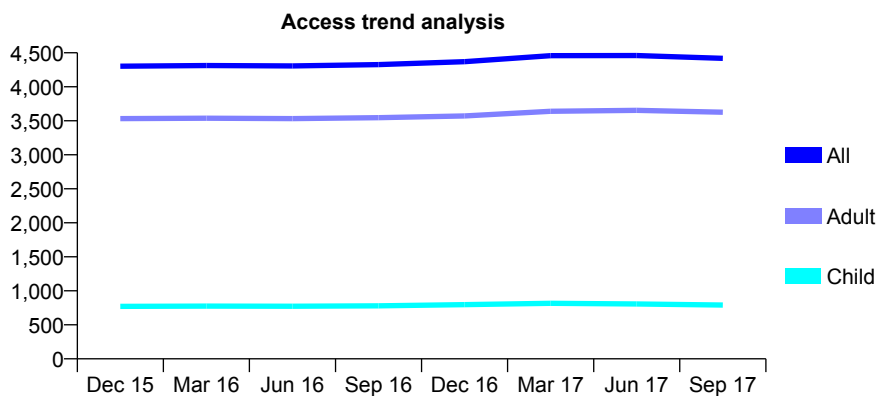
Q52 - Vital Signs At a Glance Contract Report for 224839/0001 - September 2017

Name or company name	Mr JD Alker & Mr JF Slater
Contract type name	GDS Contract
Purpose of contract	General
Contract start date	01/04/2006
Contract end date	

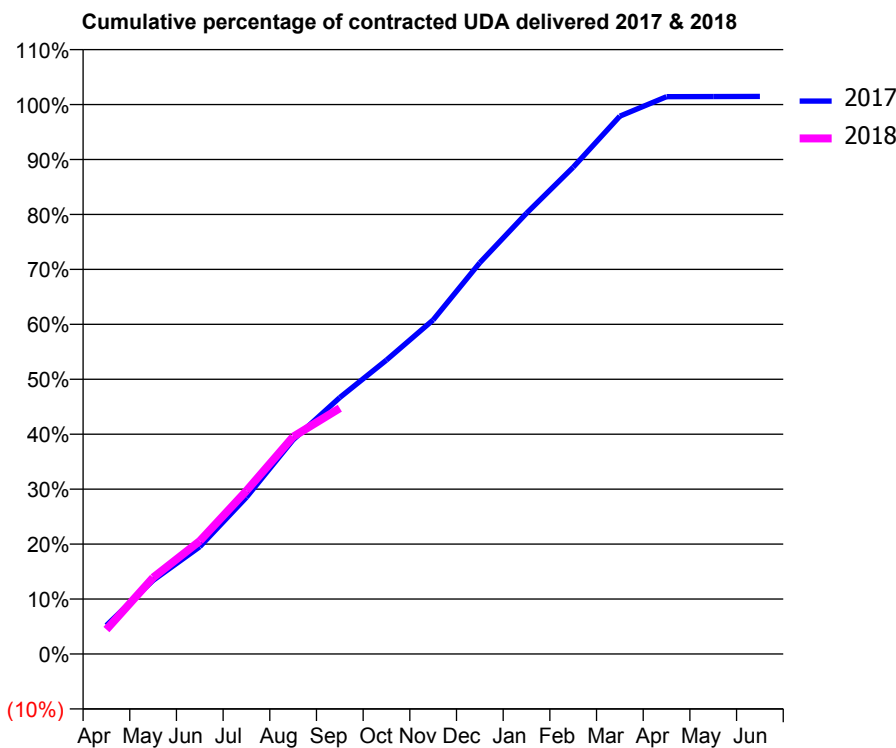
17/18 Contracted general activity (UDA)	14,253
Carry forward general activity (UDA)	0
17/18 Contracted orthodontic activity (UOA)	0
Carry forward orthodontic activity (UOA)	0
Baseline contract value	£423,177.39

ACCESS*

Patients seen in 24 months	Total	Change since previous quarter
Quarter ending September 2016	4,327	
Quarter ending December 2016	4,369	→
Quarter ending March 2017	4,457	↑
Quarter ending June 2017	4,460	→
Quarter ending September 2017	4,418	→
Variance since September 2016	2.1%	↑



ACTIVITY



Month	Adjusted Scheduled Activity (UDA)	
	2017	2018
April	743	634
May	1,912	1,984
June	2,781	2,932
July	4,067	4,236
August	5,557	5,636
September	6,653	6,377
October	7,623	
November	8,666	
December	10,149	
January	11,432	
February	12,626	
March	13,950	
April	14,456	
May	14,461	
June	14,464	

QUALITY

	Quantity	Base Number	Contract	AT	Region	England
% of FP17s for the same patient ID Re-attending within 3 months - Children	27	611	4.4%	10.9%	12.8%	11.9%
% of FP17s for the same patient ID Re-attending within 3 months - Adults	429	2,838	15.1%	14.9%	16.5%	15.9%
% of FP17s for the same patient ID Re-attending between 3 & 9 months - Children	454	611	74.3%	61.0%	59.7%	58.1%
% of FP17s for the same patient ID Re-attending between 3 & 9 months - Adults	2,002	2,838	70.5%	54.9%	53.0%	50.6%
% of FP17s for Band 1 Urgent Courses	195	3,222	6.1%	8.6%	9.2%	9.1%
% of FP17s Relating to Free Repair or Replacements	29	3,222	0.9%	0.9%	1.0%	0.8%
% of FP17s Relating to Continuations	12	3,222	0.4%	1.2%	1.2%	1.1%
% of Patients satisfied with the dentistry they have received	12	12	100.0%	91.4%	91.6%	91.4%
% of Patients satisfied with the time they had to wait for an appointment	10	12	83.3%	87.5%	88.1%	87.7%

* This is based on patients treated on this contract for their most recent course of treatment. Figures in italics indicate the base number of FP17s or Patient Questionnaire responses are less than 100. N/A is shown where the base number of responses is less than 10 during the period. % is calculated as Quantity/Base number*100

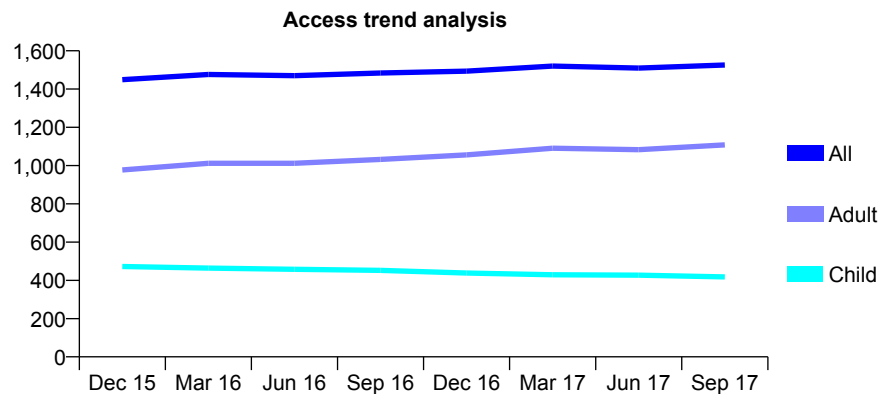
Q52 - Vital Signs At a Glance Contract Report for 228672/0001 - September 2017

Name or company name	MRS GI AUSTIN
Contract type name	GDS Contract
Purpose of contract	General
Contract start date	01/04/2006
Contract end date	

17/18 Contracted general activity (UDA)	5,297
Carry forward general activity (UDA)	0
17/18 Contracted orthodontic activity (UOA)	0
Carry forward orthodontic activity (UOA)	0
Baseline contract value	£149,442.73

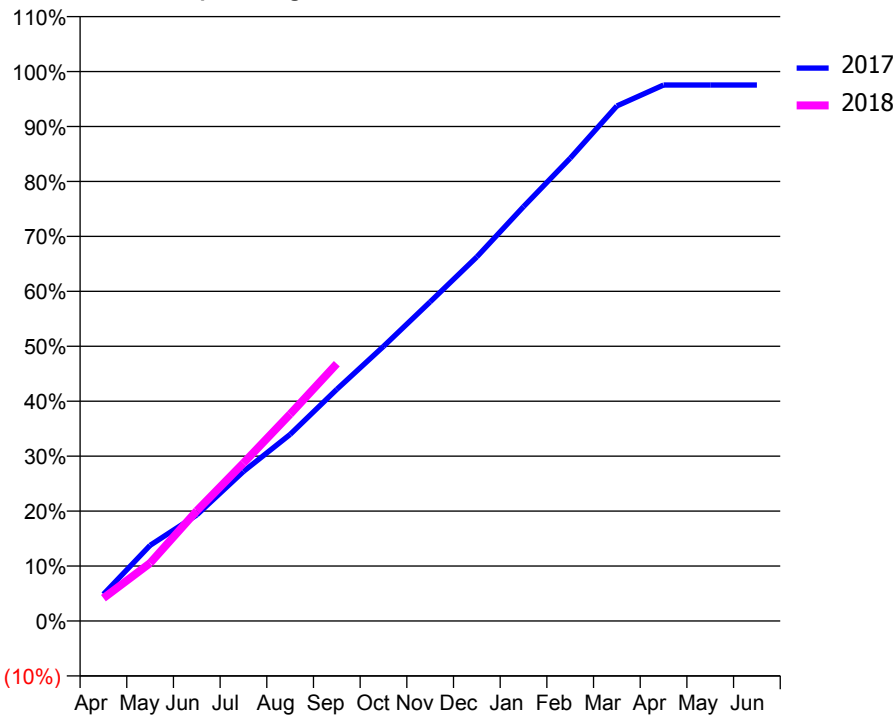
ACCESS*

Patients seen in 24 months	Total	Change since previous quarter
Quarter ending September 2016	1,484	
Quarter ending December 2016	1,494	→
Quarter ending March 2017	1,520	→
Quarter ending June 2017	1,510	→
Quarter ending September 2017	1,526	→
Variance since September 2016	2.8%	↑



ACTIVITY

Cumulative percentage of contracted UDA delivered 2017 & 2018



Month	Adjusted Scheduled Activity (UDA)	
	2017	2018
April	258	220
May	729	558
June	1,022	1,062
July	1,442	1,523
August	1,799	1,994
September	2,234	2,481
October	2,647	
November	3,077	
December	3,510	
January	3,995	
February	4,461	
March	4,965	
April	5,167	
May	5,167	
June	5,167	

QUALITY

	Quantity	Base Number	Contract	AT	Region	England
% of FP17s for the same patient ID Re-attending within 3 months - Children	38	391	9.7%	10.9%	12.8%	11.9%
% of FP17s for the same patient ID Re-attending within 3 months - Adults	214	830	25.8%	14.9%	16.5%	15.9%
% of FP17s for the same patient ID Re-attending between 3 & 9 months - Children	306	391	78.3%	61.0%	59.7%	58.1%
% of FP17s for the same patient ID Re-attending between 3 & 9 months - Adults	407	830	49.0%	54.9%	53.0%	50.6%
% of FP17s for Band 1 Urgent Courses	18	1,121	1.6%	8.6%	9.2%	9.1%
% of FP17s Relating to Free Repair or Replacements	125	1,121	11.2%	0.9%	1.0%	0.8%
% of FP17s Relating to Continuations	46	1,121	4.1%	1.2%	1.2%	1.1%
% of Patients satisfied with the dentistry they have received	5	6	N/A	91.4%	91.6%	91.4%
% of Patients satisfied with the time they had to wait for an appointment	5	6	N/A	87.5%	88.1%	87.7%

* This is based on patients treated on this contract for their most recent course of treatment. Figures in italics indicate the base number of FP17s or Patient Questionnaire responses are less than 100. N/A is shown where the base number of responses is less than 10 during the period. % is calculated as Quantity/Base number*100

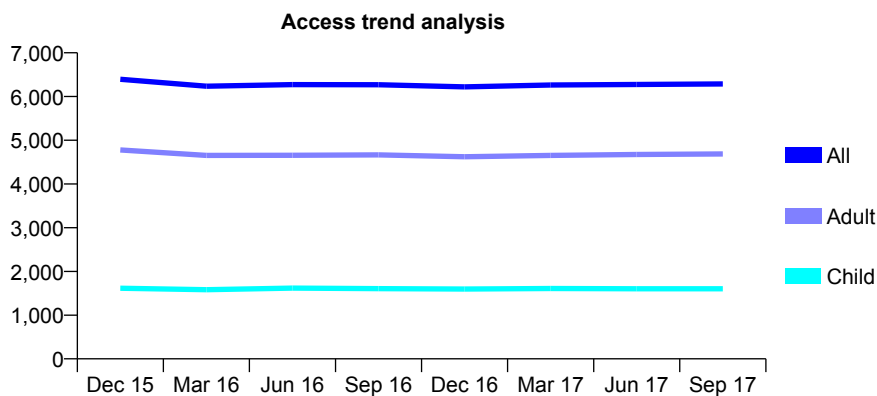
Q52 - Vital Signs At a Glance Contract Report for 230200/0001 - September 2017

Name or company name	MR SJ GARDNER
Contract type name	GDS Contract
Purpose of contract	General
Contract start date	01/04/2006
Contract end date	

17/18 Contracted general activity (UDA)	17,700
Carry forward general activity (UDA)	0
17/18 Contracted orthodontic activity (UOA)	0
Carry forward orthodontic activity (UOA)	0
Baseline contract value	£538,252.86

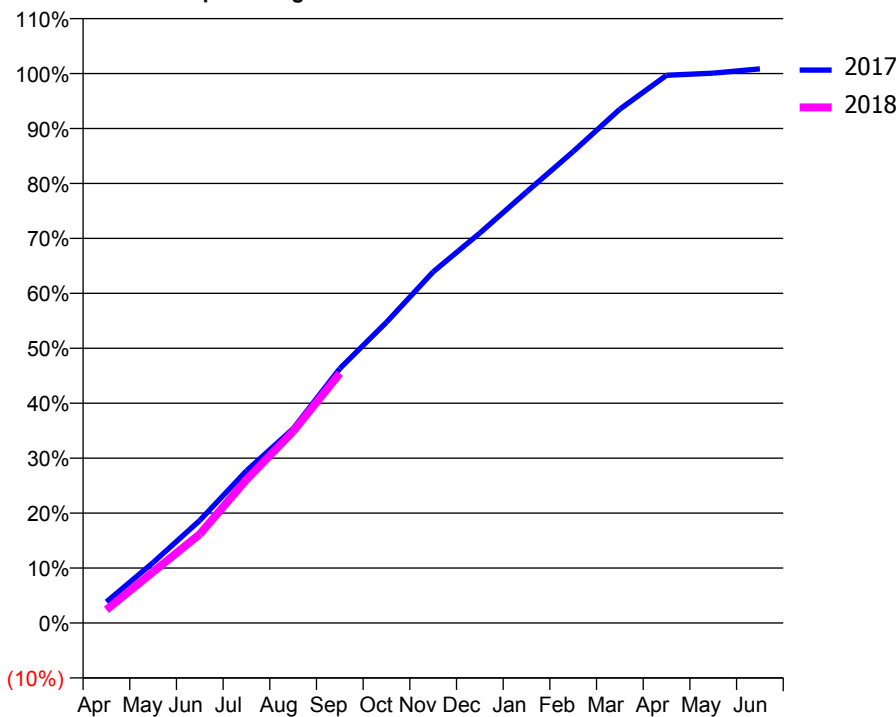
ACCESS*

Patients seen in 24 months	Total	Change since previous quarter
Quarter ending September 2016	6,271	
Quarter ending December 2016	6,220	→
Quarter ending March 2017	6,262	→
Quarter ending June 2017	6,277	→
Quarter ending September 2017	6,288	→
Variance since September 2016	0.3%	→



ACTIVITY

Cumulative percentage of contracted UDA delivered 2017 & 2018



Month	Adjusted Scheduled Activity (UDA)	
	2017	2018
April	679	426
May	1,948	1,647
June	3,306	2,865
July	4,904	4,621
August	6,259	6,176
September	8,197	8,042
October	9,687	
November	11,311	
December	12,560	
January	13,885	
February	15,185	
March	16,550	
April	17,642	
May	17,711	
June	17,850	

QUALITY

	Quantity	Base Number	Contract	AT	Region	England
% of FP17s for the same patient ID Re-attending within 3 months - Children	83	1,063	7.8%	10.9%	12.8%	11.9%
% of FP17s for the same patient ID Re-attending within 3 months - Adults	833	3,891	21.4%	14.9%	16.5%	15.9%
% of FP17s for the same patient ID Re-attending between 3 & 9 months - Children	543	1,063	51.1%	61.0%	59.7%	58.1%
% of FP17s for the same patient ID Re-attending between 3 & 9 months - Adults	2,022	3,891	52.0%	54.9%	53.0%	50.6%
% of FP17s for Band 1 Urgent Courses	564	4,293	13.1%	8.6%	9.2%	9.1%
% of FP17s Relating to Free Repair or Replacements	50	4,293	1.2%	0.9%	1.0%	0.8%
% of FP17s Relating to Continuations	56	4,293	1.3%	1.2%	1.2%	1.1%
% of Patients satisfied with the dentistry they have received	51	51	100.0%	91.4%	91.6%	91.4%
% of Patients satisfied with the time they had to wait for an appointment	50	51	98.0%	87.5%	88.1%	87.7%

* This is based on patients treated on this contract for their most recent course of treatment. Figures in italics indicate the base number of FP17s or Patient Questionnaire responses are less than 100. N/A is shown where the base number of responses is less than 10 during the period. % is calculated as Quantity/Base number*100

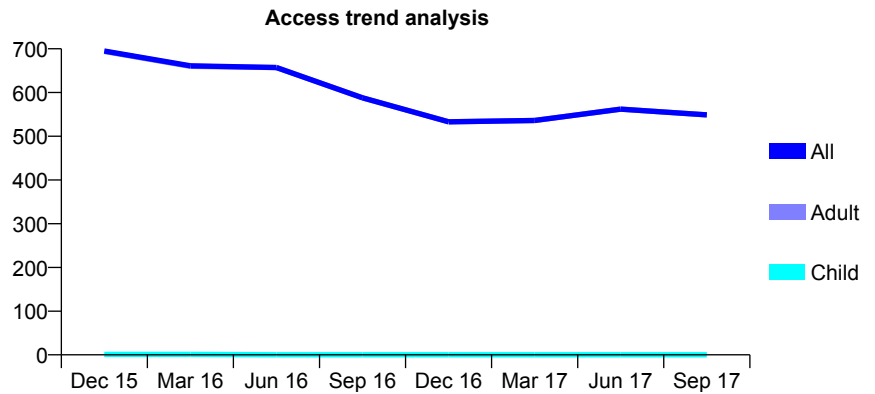
Q52 - Vital Signs At a Glance Contract Report for 230200/0002 - September 2017

Name or company name	MR SJ GARDNER
Contract type name	GDS Contract
Purpose of contract	General
Contract start date	01/04/2006
Contract end date	

17/18 Contracted general activity (UDA)	1,738
Carry forward general activity (UDA)	0
17/18 Contracted orthodontic activity (UOA)	0
Carry forward orthodontic activity (UOA)	0
Baseline contract value	£107,245.92

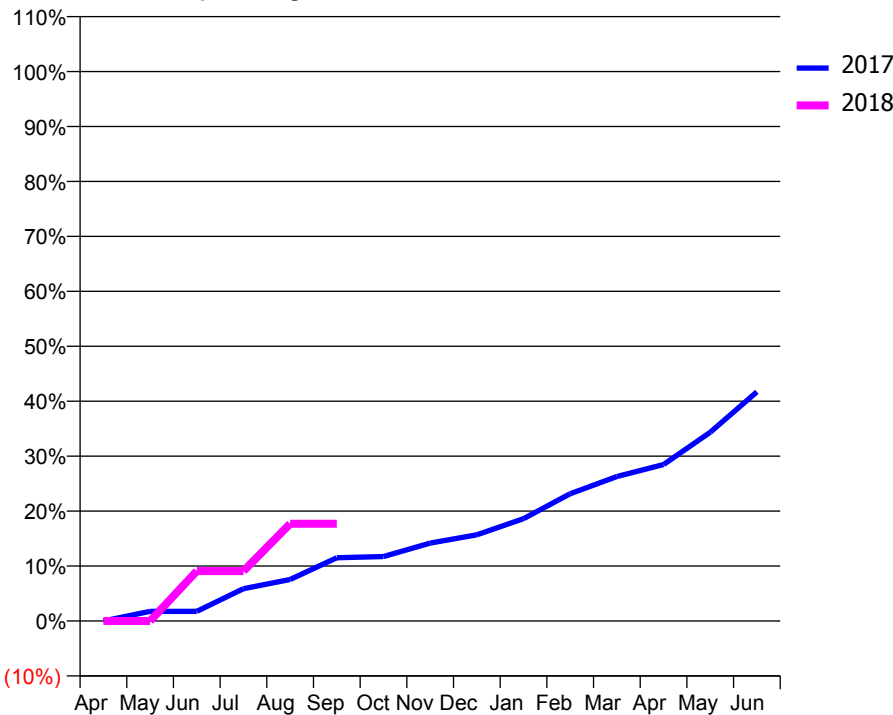
ACCESS*

Patients seen in 24 months	Total	Change since previous quarter
Quarter ending September 2016	588	
Quarter ending December 2016	533	↓
Quarter ending March 2017	536	→
Quarter ending June 2017	562	↑
Quarter ending September 2017	549	↓
Variance since September 2016	(6.6%)	↓



ACTIVITY

Cumulative percentage of contracted UDA delivered 2017 & 2018



Month	Adjusted Scheduled Activity (UDA)	
	2017	2018
April	0	0
May	30	0
June	30	158
July	102	158
August	131	308
September	200	308
October	204	
November	247	
December	273	
January	324	
February	402	
March	457	
April	495	
May	597	
June	725	

QUALITY

	Quantity	Base Number	Contract	AT	Region	England
% of FP17s for the same patient ID Re-attending within 3 months - Children	0	0	N/A	10.9%	12.8%	11.9%
% of FP17s for the same patient ID Re-attending within 3 months - Adults	8	267	3.0%	14.9%	16.5%	15.9%
% of FP17s for the same patient ID Re-attending between 3 & 9 months - Children	0	0	N/A	61.0%	59.7%	58.1%
% of FP17s for the same patient ID Re-attending between 3 & 9 months - Adults	11	267	4.1%	54.9%	53.0%	50.6%
% of FP17s for Band 1 Urgent Courses	110	157	70.1%	8.6%	9.2%	9.1%
% of FP17s Relating to Free Repair or Replacements	0	157	0.0%	0.9%	1.0%	0.8%
% of FP17s Relating to Continuations	0	157	0.0%	1.2%	1.2%	1.1%
% of Patients satisfied with the dentistry they have received	0	0	N/A	91.4%	91.6%	91.4%
% of Patients satisfied with the time they had to wait for an appointment	0	0	N/A	87.5%	88.1%	87.7%

* This is based on patients treated on this contract for their most recent course of treatment. Figures in italics indicate the base number of FP17s or Patient Questionnaire responses are less than 100. N/A is shown where the base number of responses is less than 10 during the period. % is calculated as Quantity/Base number*100

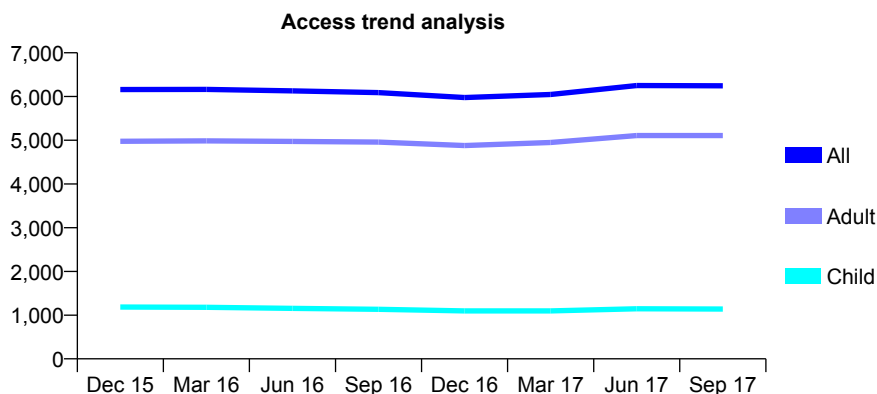
Q52 - Vital Signs At a Glance Contract Report for 231010/0001 - September 2017

Name or company name	MR WS MALACH
Contract type name	Pilot Contract
Purpose of contract	General
Contract start date	01/04/2006
Contract end date	31/03/2021

17/18 Contracted general activity (UDA)	21,490
Carry forward general activity (UDA)	0
17/18 Contracted orthodontic activity (UOA)	0
Carry forward orthodontic activity (UOA)	0
Baseline contract value	£631,492.96

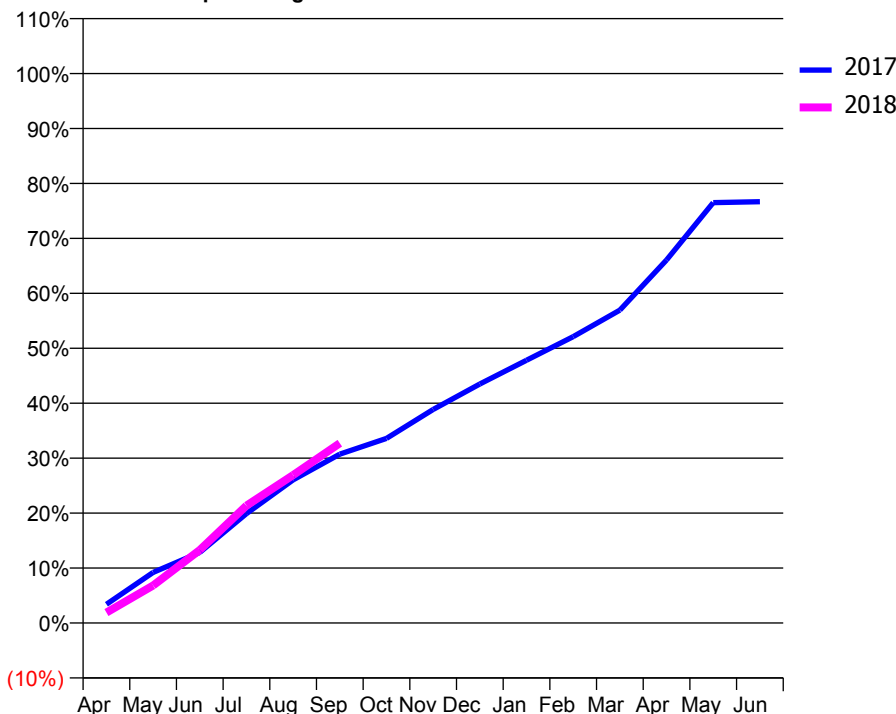
ACCESS*

Patients seen in 24 months	Total	Change since previous quarter
Quarter ending September 2016	6,091	
Quarter ending December 2016	5,977	↓
Quarter ending March 2017	6,046	→
Quarter ending June 2017	6,250	↑
Quarter ending September 2017	6,245	→
Variance since September 2016	2.5%	↑



ACTIVITY

Cumulative percentage of contracted UDA delivered 2017 & 2018



Month	Adjusted Scheduled Activity (UDA)	
	2017	2018
April	735	411
May	1,981	1,470
June	2,760	2,853
July	4,276	4,593
August	5,599	5,786
September	6,604	7,033
October	7,222	
November	8,352	
December	9,349	
January	10,276	
February	11,199	
March	12,239	
April	14,195	
May	16,442	
June	16,475	

QUALITY

	Quantity	Base Number	Contract	AT	Region	England
% of FP17s for the same patient ID Re-attending within 3 months - Children	123	1,347	9.1%	10.9%	12.8%	11.9%
% of FP17s for the same patient ID Re-attending within 3 months - Adults	705	4,905	14.4%	14.9%	16.5%	15.9%
% of FP17s for the same patient ID Re-attending between 3 & 9 months - Children	811	1,347	60.2%	61.0%	59.7%	58.1%
% of FP17s for the same patient ID Re-attending between 3 & 9 months - Adults	2,471	4,905	50.4%	54.9%	53.0%	50.6%
% of FP17s for Band 1 Urgent Courses	62	3,872	1.6%	8.6%	9.2%	9.1%
% of FP17s Relating to Free Repair or Replacements	66	3,872	1.7%	0.9%	1.0%	0.8%
% of FP17s Relating to Continuations	29	3,872	0.7%	1.2%	1.2%	1.1%
% of Patients satisfied with the dentistry they have received	14	17	82.4%	91.4%	91.6%	91.4%
% of Patients satisfied with the time they had to wait for an appointment	15	17	88.2%	87.5%	88.1%	87.7%

* This is based on patients treated on this contract for their most recent course of treatment. Figures in italics indicate the base number of FP17s or Patient Questionnaire responses are less than 100. N/A is shown where the base number of responses is less than 10 during the period. % is calculated as Quantity/Base number*100

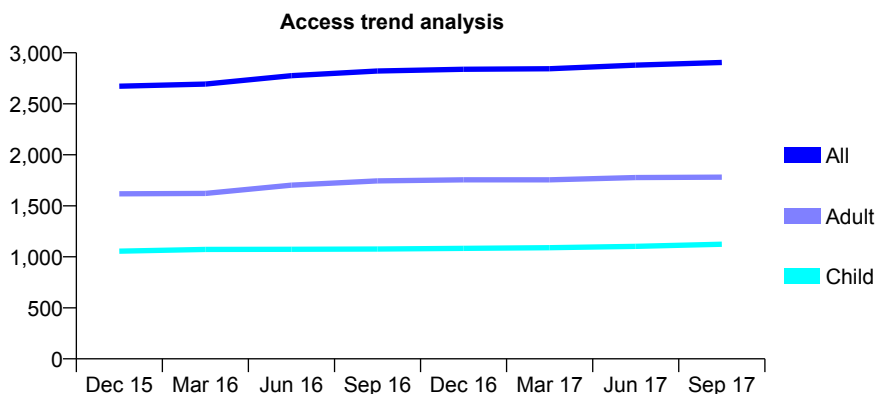
Q52 - Vital Signs At a Glance Contract Report for 233013/0003 - September 2017

Name or company name	MR IS BOYD
Contract type name	GDS Contract
Purpose of contract	General
Contract start date	01/07/2009
Contract end date	

17/18 Contracted general activity (UDA)	9,000
Carry forward general activity (UDA)	0
17/18 Contracted orthodontic activity (UOA)	0
Carry forward orthodontic activity (UOA)	0
Baseline contract value	£280,518.07

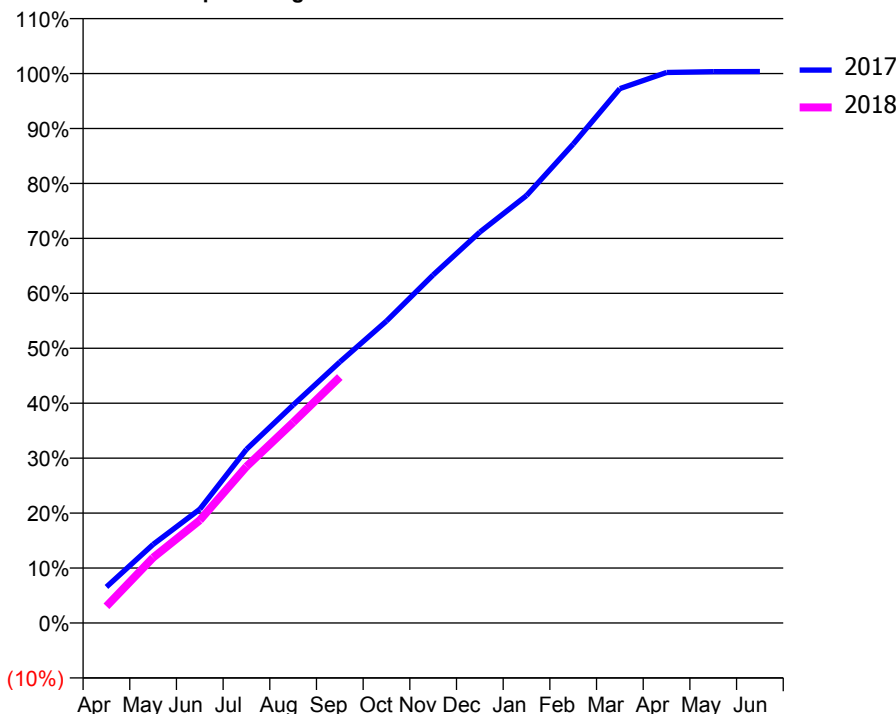
ACCESS*

Patients seen in 24 months	Total	Change since previous quarter
Quarter ending September 2016	2,822	
Quarter ending December 2016	2,838	→
Quarter ending March 2017	2,844	→
Quarter ending June 2017	2,879	→
Quarter ending September 2017	2,905	→
Variance since September 2016	2.9%	↑



ACTIVITY

Cumulative percentage of contracted UDA delivered 2017 & 2018



Month	Adjusted Scheduled Activity (UDA)	
	2017	2018
April	591	275
May	1,287	1,071
June	1,865	1,684
July	2,845	2,562
August	3,569	3,285
September	4,275	4,028
October	4,945	
November	5,702	
December	6,402	
January	7,000	
February	7,843	
March	8,752	
April	9,017	
May	9,029	
June	9,031	

QUALITY

	Quantity	Base Number	Contract	AT	Region	England
% of FP17s for the same patient ID Re-attending within 3 months - Children	54	890	6.1%	10.9%	12.8%	11.9%
% of FP17s for the same patient ID Re-attending within 3 months - Adults	249	1,683	14.8%	14.9%	16.5%	15.9%
% of FP17s for the same patient ID Re-attending between 3 & 9 months - Children	612	890	68.8%	61.0%	59.7%	58.1%
% of FP17s for the same patient ID Re-attending between 3 & 9 months - Adults	1,235	1,683	73.4%	54.9%	53.0%	50.6%
% of FP17s for Band 1 Urgent Courses	106	2,448	4.3%	8.6%	9.2%	9.1%
% of FP17s Relating to Free Repair or Replacements	4	2,448	0.2%	0.9%	1.0%	0.8%
% of FP17s Relating to Continuations	9	2,448	0.4%	1.2%	1.2%	1.1%
% of Patients satisfied with the dentistry they have received	8	8	N/A	91.4%	91.6%	91.4%
% of Patients satisfied with the time they had to wait for an appointment	8	8	N/A	87.5%	88.1%	87.7%

* This is based on patients treated on this contract for their most recent course of treatment. Figures in italics indicate the base number of FP17s or Patient Questionnaire responses are less than 100. N/A is shown where the base number of responses is less than 10 during the period. % is calculated as Quantity/Base number*100

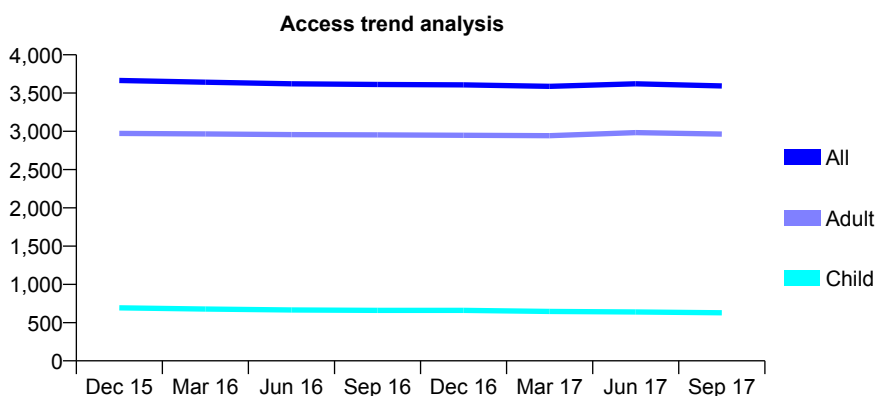
Q52 - Vital Signs At a Glance Contract Report for 235989/0001 - September 2017

Name or company name	MR MJ CLARKE
Contract type name	GDS Contract
Purpose of contract	General
Contract start date	01/04/2006
Contract end date	

17/18 Contracted general activity (UDA)	10,826
Carry forward general activity (UDA)	0
17/18 Contracted orthodontic activity (UOA)	0
Carry forward orthodontic activity (UOA)	0
Baseline contract value	£291,994.65

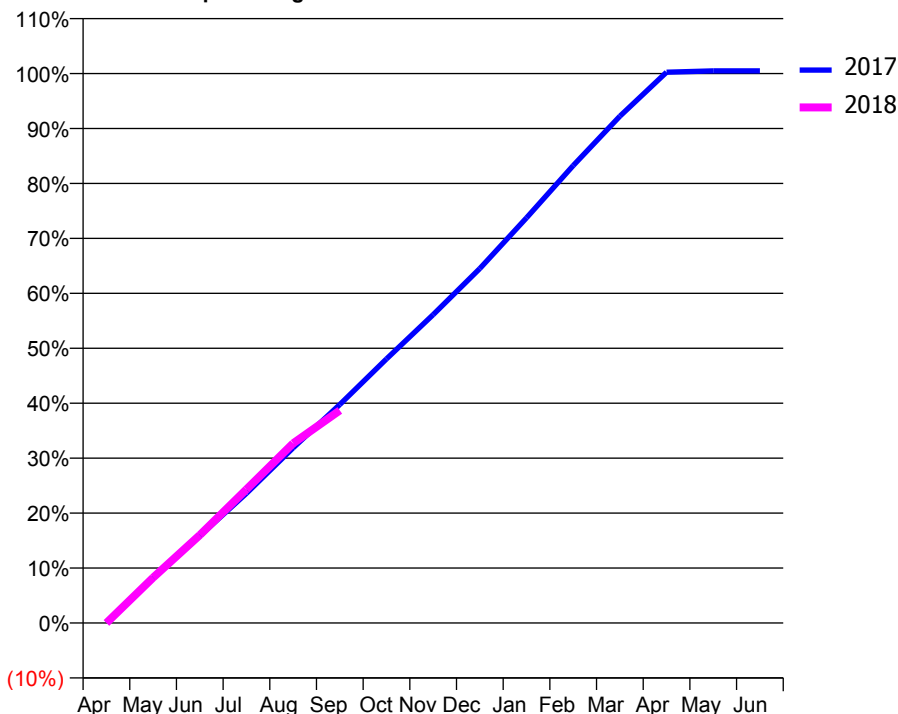
ACCESS*

Patients seen in 24 months	Total	Change since previous quarter
Quarter ending September 2016	3,613	
Quarter ending December 2016	3,607	→
Quarter ending March 2017	3,588	→
Quarter ending June 2017	3,621	→
Quarter ending September 2017	3,593	→
Variance since September 2016	(0.6%)	→



ACTIVITY

Cumulative percentage of contracted UDA delivered 2017 & 2018



Month	Adjusted Scheduled Activity (UDA)	
	2017	2018
April	12	0
May	884	894
June	1,717	1,732
July	2,556	2,634
August	3,452	3,540
September	4,306	4,190
October	5,203	
November	6,075	
December	6,984	
January	7,983	
February	9,013	
March	9,984	
April	10,851	
May	10,876	
June	10,876	

QUALITY

	Quantity	Base Number	Contract	AT	Region	England
% of FP17s for the same patient ID Re-attending within 3 months - Children	21	461	4.6%	10.9%	12.8%	11.9%
% of FP17s for the same patient ID Re-attending within 3 months - Adults	439	2,230	19.7%	14.9%	16.5%	15.9%
% of FP17s for the same patient ID Re-attending between 3 & 9 months - Children	305	461	66.2%	61.0%	59.7%	58.1%
% of FP17s for the same patient ID Re-attending between 3 & 9 months - Adults	1,206	2,230	54.1%	54.9%	53.0%	50.6%
% of FP17s for Band 1 Urgent Courses	170	2,329	7.3%	8.6%	9.2%	9.1%
% of FP17s Relating to Free Repair or Replacements	19	2,329	0.8%	0.9%	1.0%	0.8%
% of FP17s Relating to Continuations	76	2,329	3.3%	1.2%	1.2%	1.1%
% of Patients satisfied with the dentistry they have received	5	5	N/A	91.4%	91.6%	91.4%
% of Patients satisfied with the time they had to wait for an appointment	5	5	N/A	87.5%	88.1%	87.7%

* This is based on patients treated on this contract for their most recent course of treatment. Figures in italics indicate the base number of FP17s or Patient Questionnaire responses are less than 100. N/A is shown where the base number of responses is less than 10 during the period. % is calculated as Quantity/Base number*100

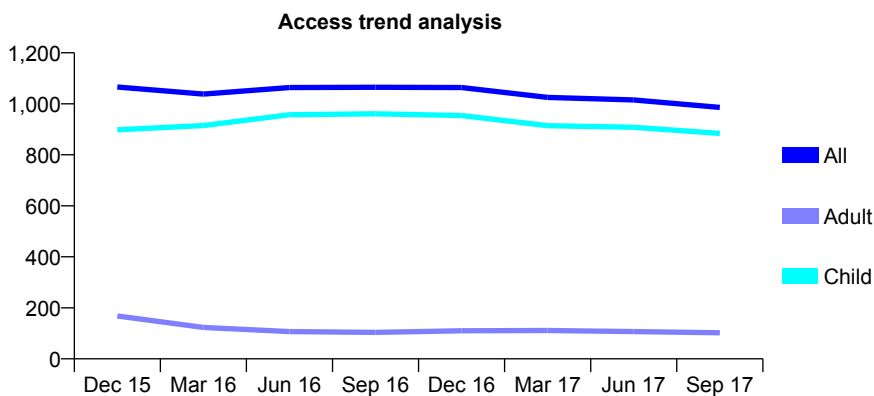
Q52 - Vital Signs At a Glance Contract Report for 237787/0001 - September 2017

Name or company name	MRS PK GREWAL
Contract type name	GDS Contract
Purpose of contract	General
Contract start date	01/04/2006
Contract end date	

17/18 Contracted general activity (UDA)	1,790
Carry forward general activity (UDA)	0
17/18 Contracted orthodontic activity (UOA)	0
Carry forward orthodontic activity (UOA)	0
Baseline contract value	£39,763.14

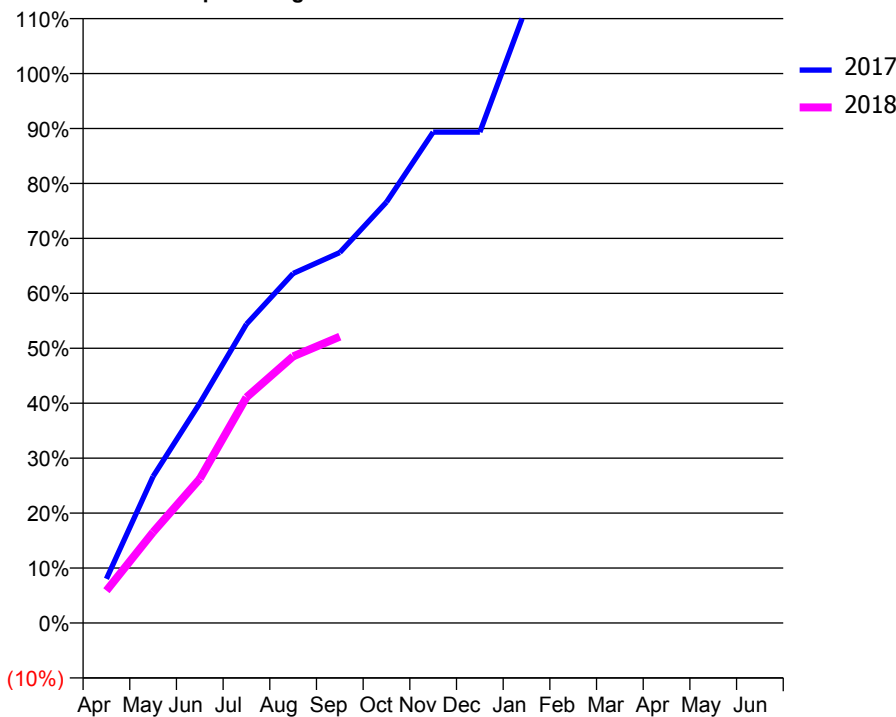
ACCESS*

Patients seen in 24 months	Total	Change since previous quarter
Quarter ending September 2016	1,065	
Quarter ending December 2016	1,064	→
Quarter ending March 2017	1,025	↓
Quarter ending June 2017	1,015	→
Quarter ending September 2017	986	↓
Variance since September 2016	(7.4%)	↓



ACTIVITY

Cumulative percentage of contracted UDA delivered 2017 & 2018



Adjusted Scheduled Activity (UDA)

Month	2017	2018
April	144	105
May	477	296
June	716	470
July	974	735
August	1,139	868
September	1,207	933
October	1,371	
November	1,599	
December	1,599	
January	2,007	
February	2,084	
March	2,144	
April	2,165	
May	2,165	
June	2,169	

QUALITY

	Quantity	Base Number	Contract	AT	Region	England
% of FP17s for the same patient ID Re-attending within 3 months - Children	54	792	6.8%	10.9%	12.8%	11.9%
% of FP17s for the same patient ID Re-attending within 3 months - Adults	0	31	0.0%	14.9%	16.5%	15.9%
% of FP17s for the same patient ID Re-attending between 3 & 9 months - Children	574	792	72.5%	61.0%	59.7%	58.1%
% of FP17s for the same patient ID Re-attending between 3 & 9 months - Adults	25	31	80.6%	54.9%	53.0%	50.6%
% of FP17s for Band 1 Urgent Courses	40	799	5.0%	8.6%	9.2%	9.1%
% of FP17s Relating to Free Repair or Replacements	0	799	0.0%	0.9%	1.0%	0.8%
% of FP17s Relating to Continuations	0	799	0.0%	1.2%	1.2%	1.1%
% of Patients satisfied with the dentistry they have received	1	1	N/A	91.4%	91.6%	91.4%
% of Patients satisfied with the time they had to wait for an appointment	1	1	N/A	87.5%	88.1%	87.7%

* This is based on patients treated on this contract for their most recent course of treatment. Figures in italics indicate the base number of FP17s or Patient Questionnaire responses are less than 100. N/A is shown where the base number of responses is less than 10 during the period. % is calculated as Quantity/Base number*100

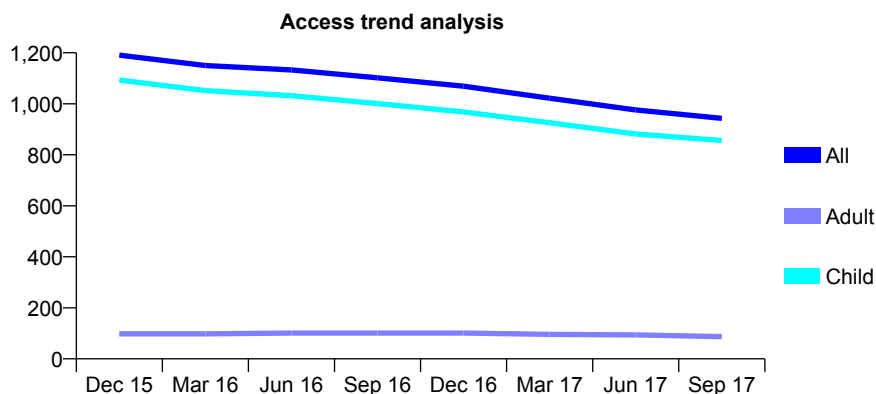
Q52 - Vital Signs At a Glance Contract Report for 239224/0001 - September 2017

Name or company name	MRS SJ JARDINE
Contract type name	GDS Contract
Purpose of contract	General
Contract start date	01/04/2006
Contract end date	

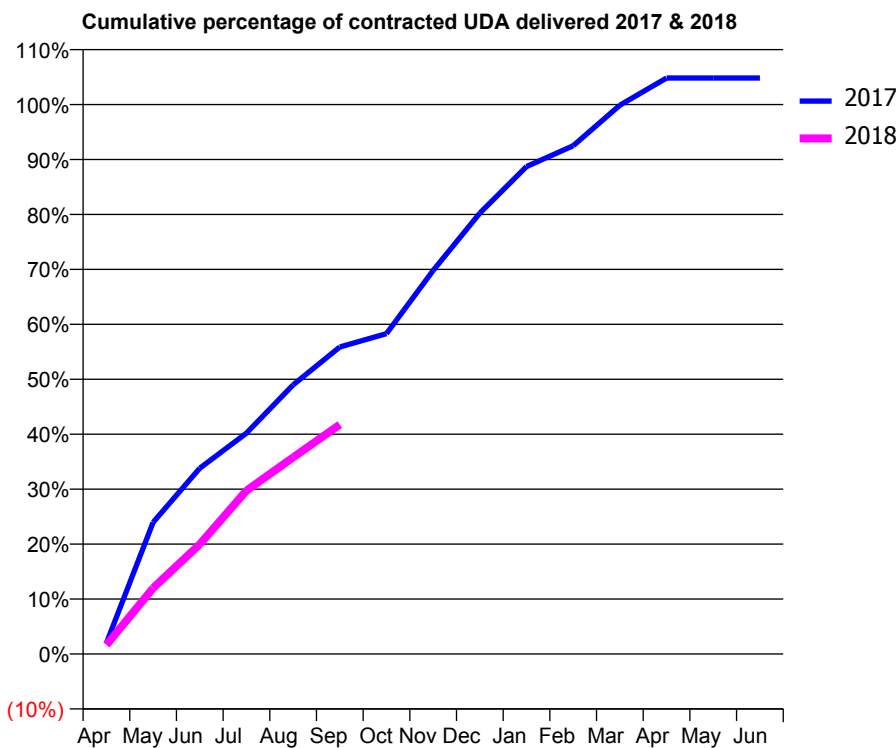
17/18 Contracted general activity (UDA)	2,200
Carry forward general activity (UDA)	0
17/18 Contracted orthodontic activity (UOA)	0
Carry forward orthodontic activity (UOA)	0
Baseline contract value	£47,469.31

ACCESS*

Patients seen in 24 months	Total	Change since previous quarter
Quarter ending September 2016	1,102	
Quarter ending December 2016	1,069	↓
Quarter ending March 2017	1,022	↓
Quarter ending June 2017	976	↓
Quarter ending September 2017	943	↓
Variance since September 2016	(14.4%)	↓



ACTIVITY



Month	Adjusted Scheduled Activity (UDA)	
	2017	2018
April	44	37
May	527	264
June	744	440
July	884	654
August	1,077	787
September	1,229	918
October	1,283	
November	1,536	
December	1,765	
January	1,952	
February	2,035	
March	2,197	
April	2,306	
May	2,306	
June	2,306	

QUALITY

	Quantity	Base Number	Contract	AT	Region	England
% of FP17s for the same patient ID Re-attending within 3 months - Children	63	807	7.8%	10.9%	12.8%	11.9%
% of FP17s for the same patient ID Re-attending within 3 months - Adults	0	0	N/A	14.9%	16.5%	15.9%
% of FP17s for the same patient ID Re-attending between 3 & 9 months - Children	599	807	74.2%	61.0%	59.7%	58.1%
% of FP17s for the same patient ID Re-attending between 3 & 9 months - Adults	0	0	N/A	54.9%	53.0%	50.6%
% of FP17s for Band 1 Urgent Courses	32	728	4.4%	8.6%	9.2%	9.1%
% of FP17s Relating to Free Repair or Replacements	0	728	0.0%	0.9%	1.0%	0.8%
% of FP17s Relating to Continuations	0	728	0.0%	1.2%	1.2%	1.1%
% of Patients satisfied with the dentistry they have received	1	1	N/A	91.4%	91.6%	91.4%
% of Patients satisfied with the time they had to wait for an appointment	1	1	N/A	87.5%	88.1%	87.7%

* This is based on patients treated on this contract for their most recent course of treatment. Figures in italics indicate the base number of FP17s or Patient Questionnaire responses are less than 100. N/A is shown where the base number of responses is less than 10 during the period. % is calculated as Quantity/Base number*100

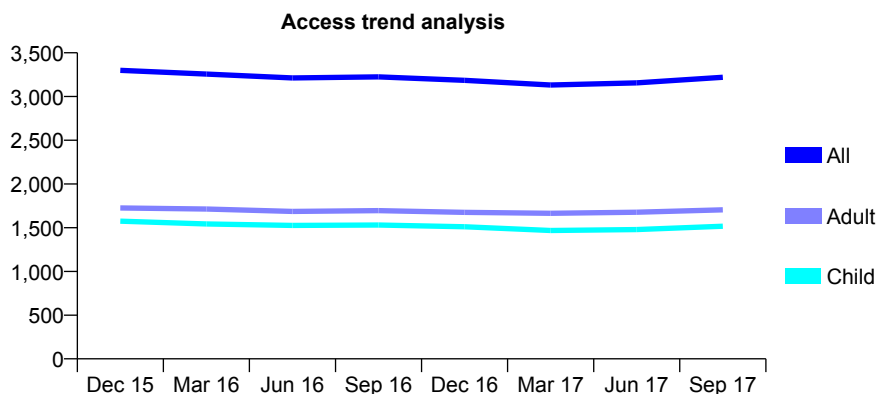
Q52 - Vital Signs At a Glance Contract Report for 250619/0001 - September 2017

Name or company name	MR SH BASHIR
Contract type name	PDS Contract
Purpose of contract	General
Contract start date	01/04/2006
Contract end date	31/03/2021

17/18 Contracted general activity (UDA)	8,413
Carry forward general activity (UDA)	0
17/18 Contracted orthodontic activity (UOA)	0
Carry forward orthodontic activity (UOA)	0
Baseline contract value	£225,721.13

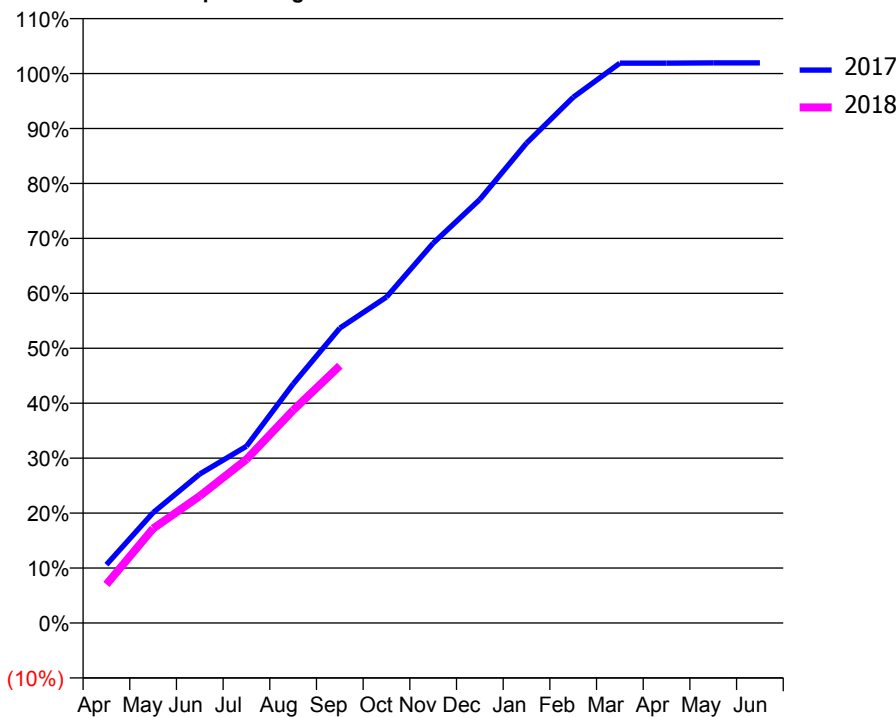
ACCESS*

Patients seen in 24 months	Total	Change since previous quarter
Quarter ending September 2016	3,225	
Quarter ending December 2016	3,185	↓
Quarter ending March 2017	3,132	↓
Quarter ending June 2017	3,156	→
Quarter ending September 2017	3,220	↑
Variance since September 2016	(0.2%)	→



ACTIVITY

Cumulative percentage of contracted UDA delivered 2017 & 2018



Month	Adjusted Scheduled Activity (UDA)	
	2017	2018
April	893	591
May	1,690	1,446
June	2,281	1,945
July	2,706	2,507
August	3,659	3,256
September	4,515	3,940
October	4,991	
November	5,815	
December	6,486	
January	7,347	
February	8,049	
March	8,572	
April	8,572	
May	8,575	
June	8,575	

QUALITY

	Quantity	Base Number	Contract	AT	Region	England
% of FP17s for the same patient ID Re-attending within 3 months - Children	30	1,402	2.1%	10.9%	12.8%	11.9%
% of FP17s for the same patient ID Re-attending within 3 months - Adults	132	1,350	9.8%	14.9%	16.5%	15.9%
% of FP17s for the same patient ID Re-attending between 3 & 9 months - Children	1,100	1,402	78.5%	61.0%	59.7%	58.1%
% of FP17s for the same patient ID Re-attending between 3 & 9 months - Adults	923	1,350	68.4%	54.9%	53.0%	50.6%
% of FP17s for Band 1 Urgent Courses	73	2,749	2.7%	8.6%	9.2%	9.1%
% of FP17s Relating to Free Repair or Replacements	11	2,749	0.4%	0.9%	1.0%	0.8%
% of FP17s Relating to Continuations	6	2,749	0.2%	1.2%	1.2%	1.1%
% of Patients satisfied with the dentistry they have received	2	4	N/A	91.4%	91.6%	91.4%
% of Patients satisfied with the time they had to wait for an appointment	3	4	N/A	87.5%	88.1%	87.7%

* This is based on patients treated on this contract for their most recent course of treatment. Figures in italics indicate the base number of FP17s or Patient Questionnaire responses are less than 100. N/A is shown where the base number of responses is less than 10 during the period. % is calculated as Quantity/Base number*100

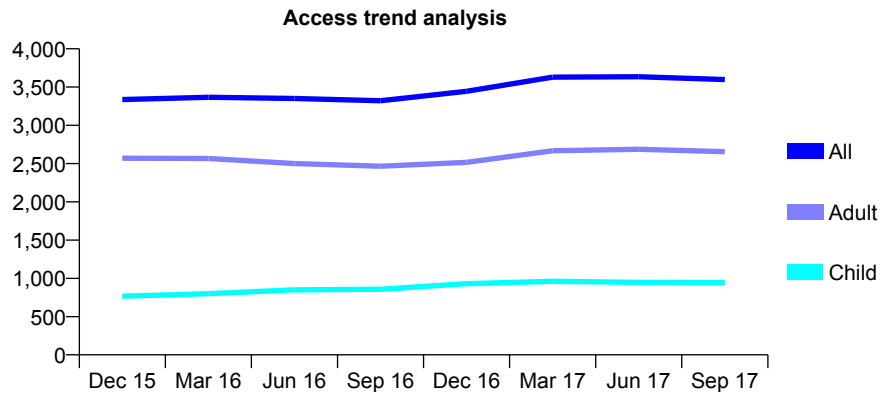
Q52 - Vital Signs At a Glance Contract Report for 263095/0001 - September 2017

Name or company name	MISS F SHAKOOR
Contract type name	GDS Contract
Purpose of contract	General
Contract start date	01/05/2012
Contract end date	

17/18 Contracted general activity (UDA)	11,600
Carry forward general activity (UDA)	0
17/18 Contracted orthodontic activity (UOA)	0
Carry forward orthodontic activity (UOA)	0
Baseline contract value	£368,921.62

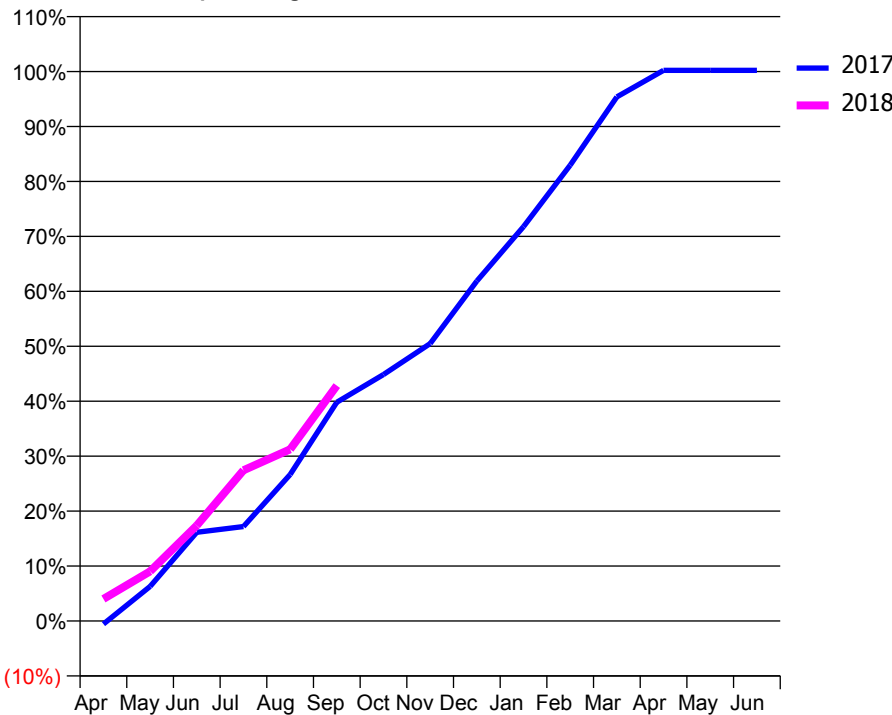
ACCESS*

Patients seen in 24 months	Total	Change since previous quarter
Quarter ending September 2016	3,322	
Quarter ending December 2016	3,445	↑
Quarter ending March 2017	3,630	↑
Quarter ending June 2017	3,634	→
Quarter ending September 2017	3,598	→
Variance since September 2016	8.3%	↑



ACTIVITY

Cumulative percentage of contracted UDA delivered 2017 & 2018



Month	Adjusted Scheduled Activity (UDA)	
	2017	2018
April	-65	465
May	730	1,048
June	1,875	2,017
July	1,995	3,183
August	3,092	3,623
September	4,617	4,969
October	5,205	
November	5,857	
December	7,177	
January	8,326	
February	9,623	
March	11,063	
April	11,623	
May	11,623	
June	11,623	

QUALITY

	Quantity	Base Number	Contract	AT	Region	England
% of FP17s for the same patient ID Re-attending within 3 months - Children	39	696	5.6%	10.9%	12.8%	11.9%
% of FP17s for the same patient ID Re-attending within 3 months - Adults	269	2,154	12.5%	14.9%	16.5%	15.9%
% of FP17s for the same patient ID Re-attending between 3 & 9 months - Children	520	696	74.7%	61.0%	59.7%	58.1%
% of FP17s for the same patient ID Re-attending between 3 & 9 months - Adults	1,511	2,154	70.1%	54.9%	53.0%	50.6%
% of FP17s for Band 1 Urgent Courses	96	2,595	3.7%	8.6%	9.2%	9.1%
% of FP17s Relating to Free Repair or Replacements	35	2,595	1.3%	0.9%	1.0%	0.8%
% of FP17s Relating to Continuations	53	2,595	2.0%	1.2%	1.2%	1.1%
% of Patients satisfied with the dentistry they have received	4	4	N/A	91.4%	91.6%	91.4%
% of Patients satisfied with the time they had to wait for an appointment	4	4	N/A	87.5%	88.1%	87.7%

* This is based on patients treated on this contract for their most recent course of treatment. Figures in italics indicate the base number of FP17s or Patient Questionnaire responses are less than 100. N/A is shown where the base number of responses is less than 10 during the period. % is calculated as Quantity/Base number*100

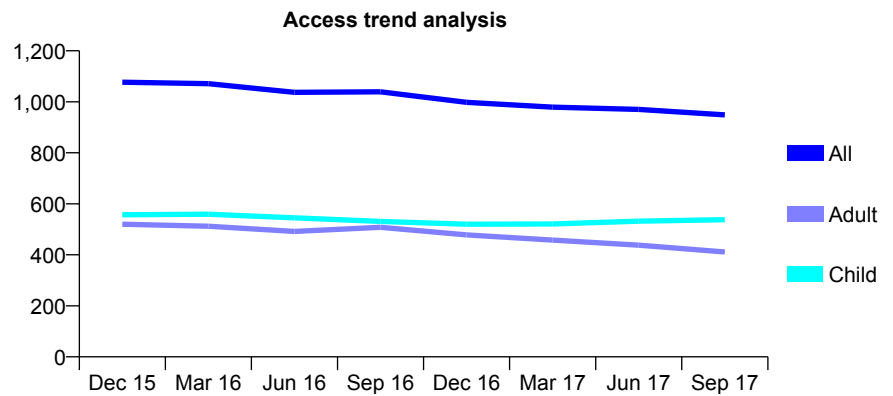
Q52 - Vital Signs At a Glance Contract Report for 269794/0001 - September 2017

Name or company name	MR MP BROWN
Contract type name	GDS Contract
Purpose of contract	General
Contract start date	02/02/2009
Contract end date	

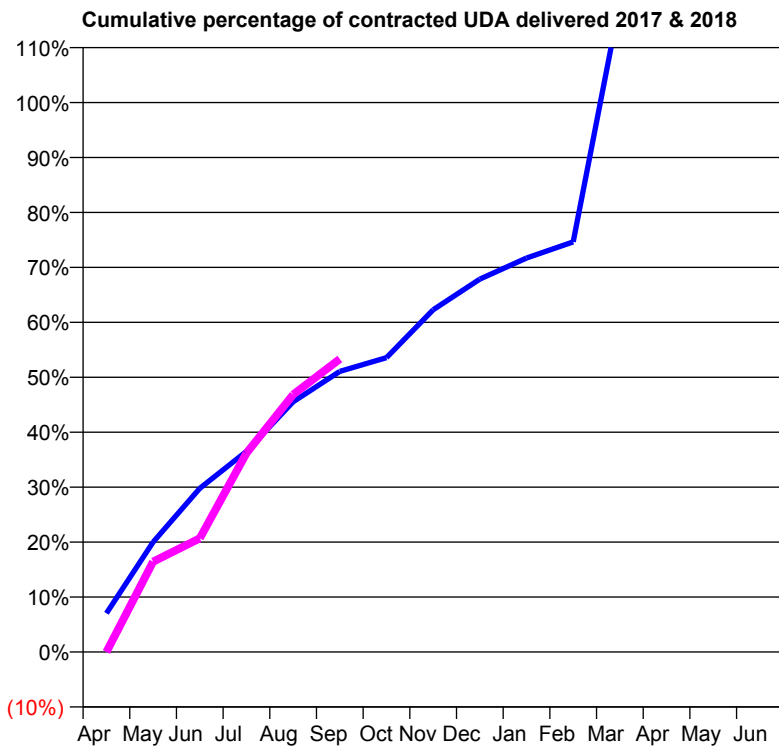
17/18 Contracted general activity (UDA)	1,436
Carry forward general activity (UDA)	0
17/18 Contracted orthodontic activity (UOA)	0
Carry forward orthodontic activity (UOA)	0
Baseline contract value	£48,983.70

ACCESS*

Patients seen in 24 months	Total	Change since previous quarter
Quarter ending September 2016	1,039	
Quarter ending December 2016	998	↓
Quarter ending March 2017	979	↓
Quarter ending June 2017	970	→
Quarter ending September 2017	949	↓
Variance since September 2016	(8.7%)	↓



ACTIVITY



Month	Adjusted Scheduled Activity (UDA)	
	2017	2018
April	101	0
May	287	236
June	428	297
July	524	520
August	654	673
September	733	766
October	769	
November	894	
December	975	
January	1,030	
February	1,072	
March	1,697	
April	1,712	
May	1,737	
June	1,738	

QUALITY

	Quantity	Base Number	Contract	AT	Region	England
% of FP17s for the same patient ID Re-attending within 3 months - Children	40	470	8.5%	10.9%	12.8%	11.9%
% of FP17s for the same patient ID Re-attending within 3 months - Adults	10	97	10.3%	14.9%	16.5%	15.9%
% of FP17s for the same patient ID Re-attending between 3 & 9 months - Children	305	470	64.9%	61.0%	59.7%	58.1%
% of FP17s for the same patient ID Re-attending between 3 & 9 months - Adults	58	97	59.8%	54.9%	53.0%	50.6%
% of FP17s for Band 1 Urgent Courses	23	535	4.3%	8.6%	9.2%	9.1%
% of FP17s Relating to Free Repair or Replacements	1	535	0.2%	0.9%	1.0%	0.8%
% of FP17s Relating to Continuations	8	535	1.5%	1.2%	1.2%	1.1%
% of Patients satisfied with the dentistry they have received	0	0	N/A	91.4%	91.6%	91.4%
% of Patients satisfied with the time they had to wait for an appointment	0	0	N/A	87.5%	88.1%	87.7%

* This is based on patients treated on this contract for their most recent course of treatment. Figures in italics indicate the base number of FP17s or Patient Questionnaire responses are less than 100. N/A is shown where the base number of responses is less than 10 during the period. % is calculated as Quantity/Base number*100

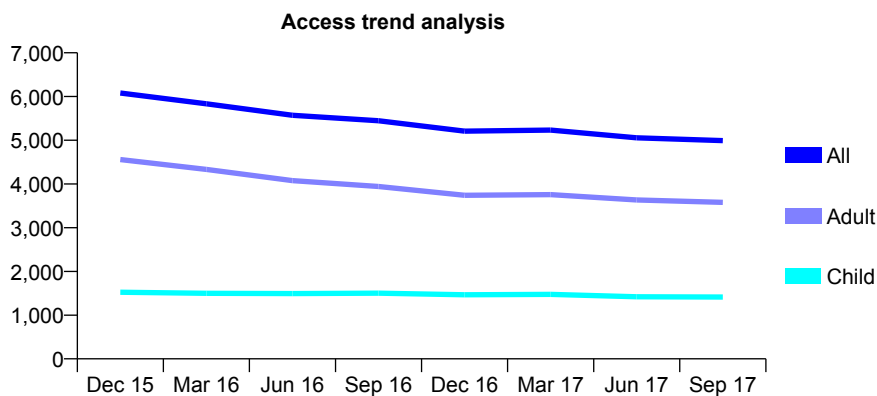
Q52 - Vital Signs At a Glance Contract Report for 269883/0002 - September 2017

Name or company name	MR MA MANZOOR
Contract type name	GDS Contract
Purpose of contract	General
Contract start date	01/12/2012
Contract end date	

17/18 Contracted general activity (UDA)	17,225
Carry forward general activity (UDA)	0
17/18 Contracted orthodontic activity (UOA)	0
Carry forward orthodontic activity (UOA)	0
Baseline contract value	£468,490.39

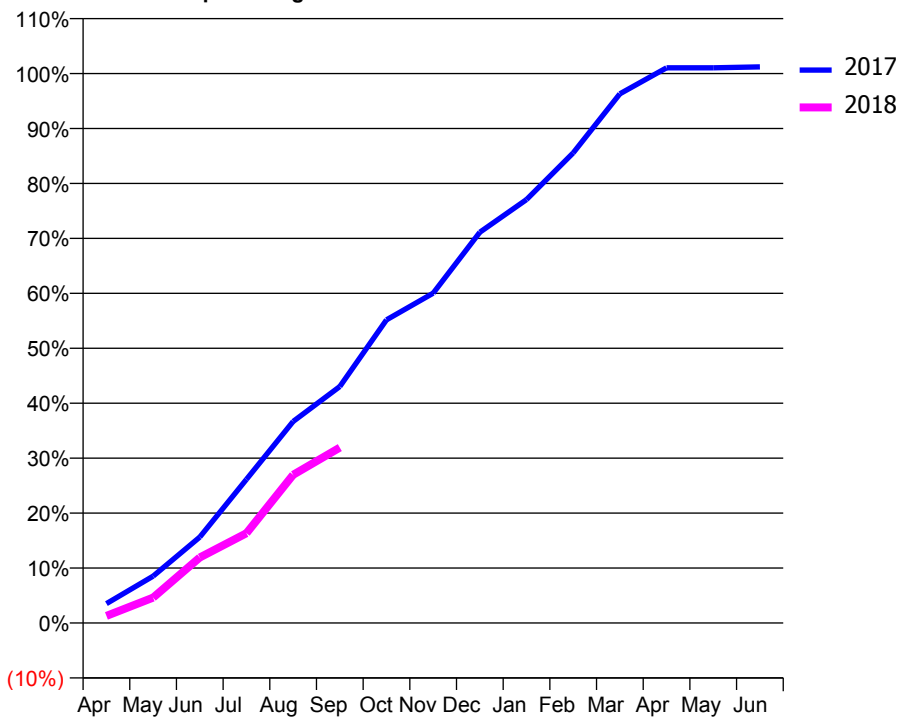
ACCESS*

Patients seen in 24 months	Total	Change since previous quarter
Quarter ending September 2016	5,445	
Quarter ending December 2016	5,207	↓
Quarter ending March 2017	5,231	→
Quarter ending June 2017	5,055	↓
Quarter ending September 2017	4,993	↓
Variance since September 2016	(8.3%)	↓



ACTIVITY

Cumulative percentage of contracted UDA delivered 2017 & 2018



Month	Adjusted Scheduled Activity (UDA)	
	2017	2018
April	607	225
May	1,469	795
June	2,696	2,055
July	4,503	2,813
August	6,318	4,648
September	7,413	5,497
October	9,504	
November	10,340	
December	12,250	
January	13,272	
February	14,735	
March	16,588	
April	17,403	
May	17,403	
June	17,432	

QUALITY

	Quantity	Base Number	Contract	AT	Region	England
% of FP17s for the same patient ID Re-attending within 3 months - Children	59	990	6.0%	10.9%	12.8%	11.9%
% of FP17s for the same patient ID Re-attending within 3 months - Adults	256	2,221	11.5%	14.9%	16.5%	15.9%
% of FP17s for the same patient ID Re-attending between 3 & 9 months - Children	620	990	62.6%	61.0%	59.7%	58.1%
% of FP17s for the same patient ID Re-attending between 3 & 9 months - Adults	1,454	2,221	65.5%	54.9%	53.0%	50.6%
% of FP17s for Band 1 Urgent Courses	152	2,858	5.3%	8.6%	9.2%	9.1%
% of FP17s Relating to Free Repair or Replacements	24	2,858	0.8%	0.9%	1.0%	0.8%
% of FP17s Relating to Continuations	3	2,858	0.1%	1.2%	1.2%	1.1%
% of Patients satisfied with the dentistry they have received	9	10	90.0%	91.4%	91.6%	91.4%
% of Patients satisfied with the time they had to wait for an appointment	7	10	70.0%	87.5%	88.1%	87.7%

* This is based on patients treated on this contract for their most recent course of treatment. Figures in italics indicate the base number of FP17s or Patient Questionnaire responses are less than 100. N/A is shown where the base number of responses is less than 10 during the period. % is calculated as Quantity/Base number*100

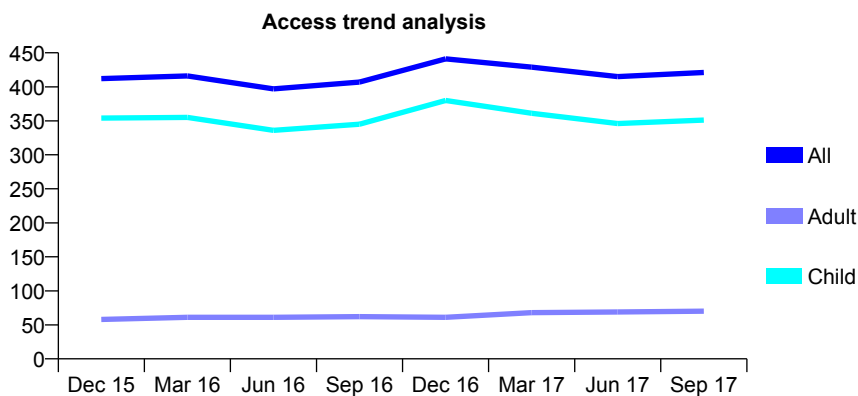
Q52 - Vital Signs At a Glance Contract Report for 271209/0001 - September 2017

Name or company name	MR PJ MOORE
Contract type name	GDS Contract
Purpose of contract	General
Contract start date	15/09/2006
Contract end date	

17/18 Contracted general activity (UDA)	806
Carry forward general activity (UDA)	0
17/18 Contracted orthodontic activity (UOA)	0
Carry forward orthodontic activity (UOA)	0
Baseline contract value	£24,257.90

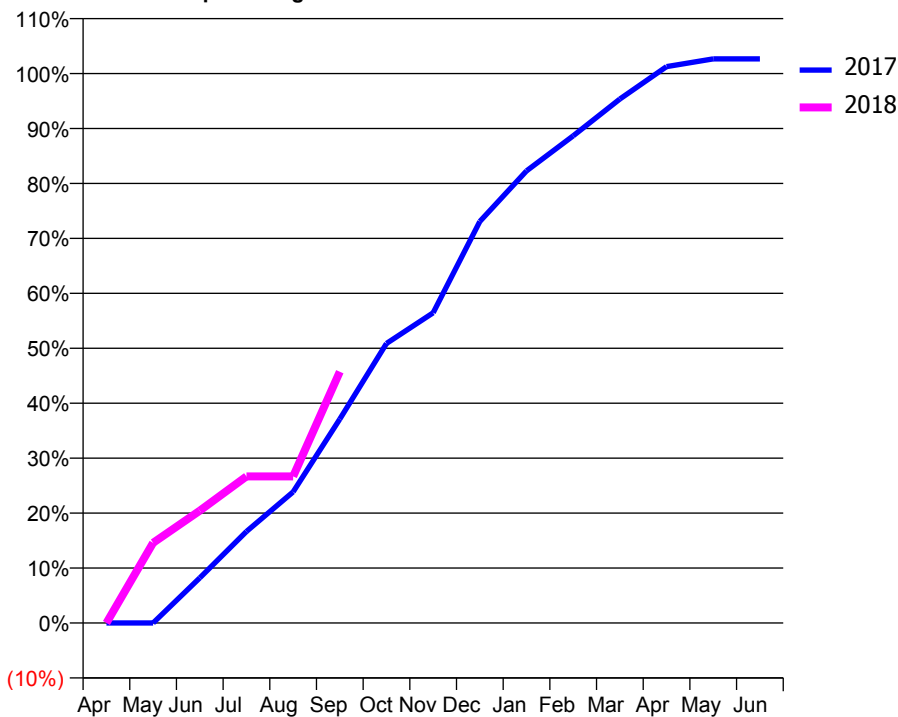
ACCESS*

Patients seen in 24 months	Total	Change since previous quarter
Quarter ending September 2016	407	
Quarter ending December 2016	441	↑
Quarter ending March 2017	429	↓
Quarter ending June 2017	415	↓
Quarter ending September 2017	421	→
Variance since September 2016	3.4%	↑



ACTIVITY

Cumulative percentage of contracted UDA delivered 2017 & 2018



Month	Adjusted Scheduled Activity (UDA)	
	2017	2018
April	0	0
May	0	118
June	66	165
July	134	215
August	192	215
September	299	369
October	410	
November	455	
December	589	
January	663	
February	715	
March	769	
April	816	
May	827	
June	827	

QUALITY

	Quantity	Base Number	Contract	AT	Region	England
% of FP17s for the same patient ID Re-attending within 3 months - Children	27	304	8.9%	10.9%	12.8%	11.9%
% of FP17s for the same patient ID Re-attending within 3 months - Adults	2	21	9.5%	14.9%	16.5%	15.9%
% of FP17s for the same patient ID Re-attending between 3 & 9 months - Children	119	304	39.1%	61.0%	59.7%	58.1%
% of FP17s for the same patient ID Re-attending between 3 & 9 months - Adults	3	21	14.3%	54.9%	53.0%	50.6%
% of FP17s for Band 1 Urgent Courses	8	294	2.7%	8.6%	9.2%	9.1%
% of FP17s Relating to Free Repair or Replacements	0	294	0.0%	0.9%	1.0%	0.8%
% of FP17s Relating to Continuations	0	294	0.0%	1.2%	1.2%	1.1%
% of Patients satisfied with the dentistry they have received	1	1	N/A	91.4%	91.6%	91.4%
% of Patients satisfied with the time they had to wait for an appointment	1	1	N/A	87.5%	88.1%	87.7%

* This is based on patients treated on this contract for their most recent course of treatment. Figures in italics indicate the base number of FP17s or Patient Questionnaire responses are less than 100. N/A is shown where the base number of responses is less than 10 during the period. % is calculated as Quantity/Base number*100

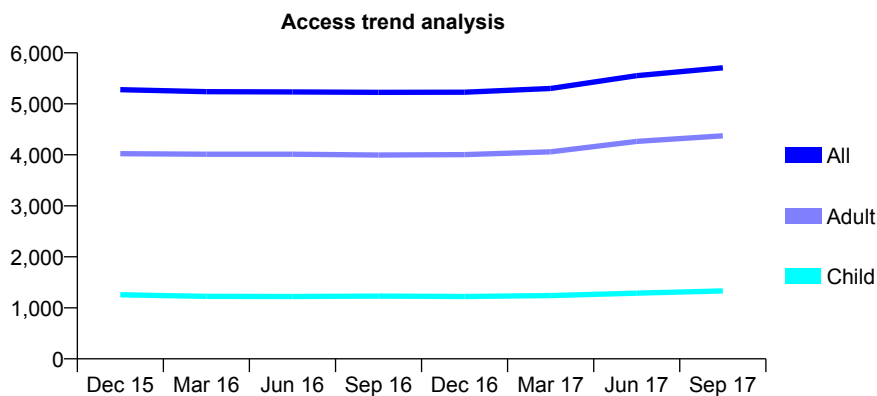
Q52 - Vital Signs At a Glance Contract Report for 305359/0001 - September 2017

Name or company name	Whingate Dental Care
Contract type name	GDS Contract
Purpose of contract	General
Contract start date	01/04/2006
Contract end date	

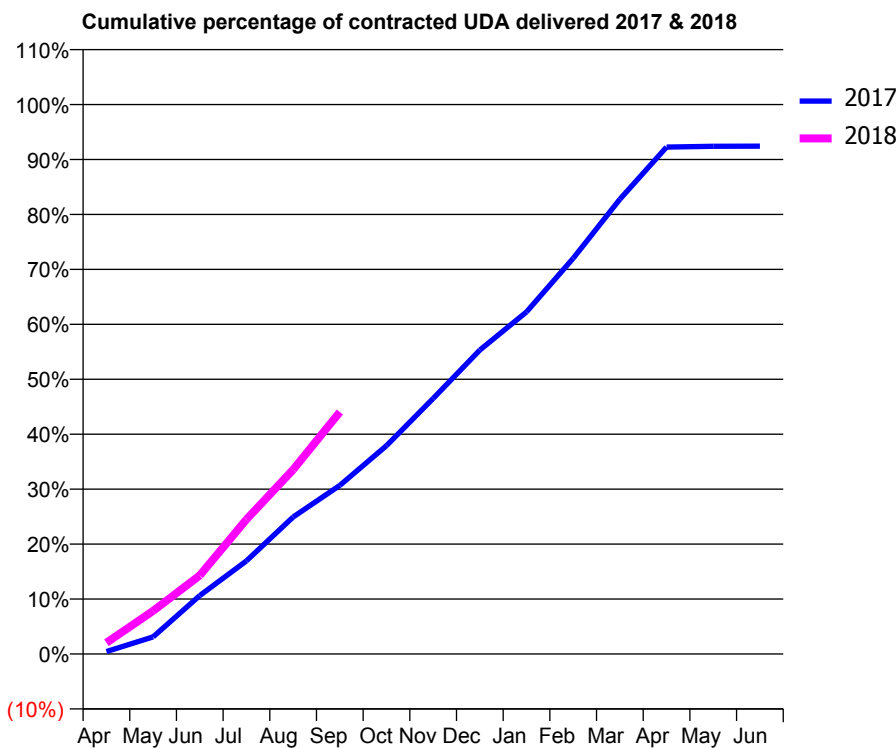
17/18 Contracted general activity (UDA)	19,060
Carry forward general activity (UDA)	0
17/18 Contracted orthodontic activity (UOA)	0
Carry forward orthodontic activity (UOA)	0
Baseline contract value	£548,445.14

ACCESS*

Patients seen in 24 months	Total	Change since previous quarter
Quarter ending September 2016	5,225	
Quarter ending December 2016	5,228	→
Quarter ending March 2017	5,301	→
Quarter ending June 2017	5,551	↑
Quarter ending September 2017	5,705	↑
Variance since September 2016	9.2%	↑



ACTIVITY



Month	Adjusted Scheduled Activity (UDA)	
	2017	2018
April	87	393
May	594	1,494
June	2,028	2,728
July	3,233	4,669
August	4,750	6,393
September	5,849	8,390
October	7,229	
November	8,862	
December	10,544	
January	11,866	
February	13,725	
March	15,775	
April	17,583	
May	17,612	
June	17,618	

QUALITY

	Quantity	Base Number	Contract	AT	Region	England
% of FP17s for the same patient ID Re-attending within 3 months - Children	32	777	4.1%	10.9%	12.8%	11.9%
% of FP17s for the same patient ID Re-attending within 3 months - Adults	274	2,741	10.0%	14.9%	16.5%	15.9%
% of FP17s for the same patient ID Re-attending between 3 & 9 months - Children	200	777	25.7%	61.0%	59.7%	58.1%
% of FP17s for the same patient ID Re-attending between 3 & 9 months - Adults	873	2,741	31.8%	54.9%	53.0%	50.6%
% of FP17s for Band 1 Urgent Courses	67	3,006	2.2%	8.6%	9.2%	9.1%
% of FP17s Relating to Free Repair or Replacements	62	3,006	2.1%	0.9%	1.0%	0.8%
% of FP17s Relating to Continuations	61	3,006	2.0%	1.2%	1.2%	1.1%
% of Patients satisfied with the dentistry they have received	8	11	72.7%	91.4%	91.6%	91.4%
% of Patients satisfied with the time they had to wait for an appointment	9	11	81.8%	87.5%	88.1%	87.7%

* This is based on patients treated on this contract for their most recent course of treatment. Figures in italics indicate the base number of FP17s or Patient Questionnaire responses are less than 100. N/A is shown where the base number of responses is less than 10 during the period. % is calculated as Quantity/Base number*100

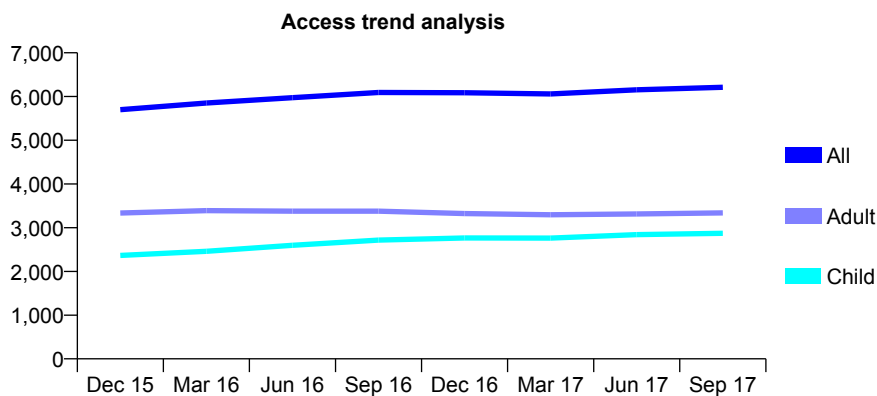
Q52 - Vital Signs At a Glance Contract Report for 306231/0003 - September 2017

Name or company name	MR KS HUNJAN
Contract type name	PDS Contract
Purpose of contract	General
Contract start date	01/04/2006
Contract end date	31/03/2021

17/18 Contracted general activity (UDA)	15,382
Carry forward general activity (UDA)	0
17/18 Contracted orthodontic activity (UOA)	0
Carry forward orthodontic activity (UOA)	0
Baseline contract value	£542,030.85

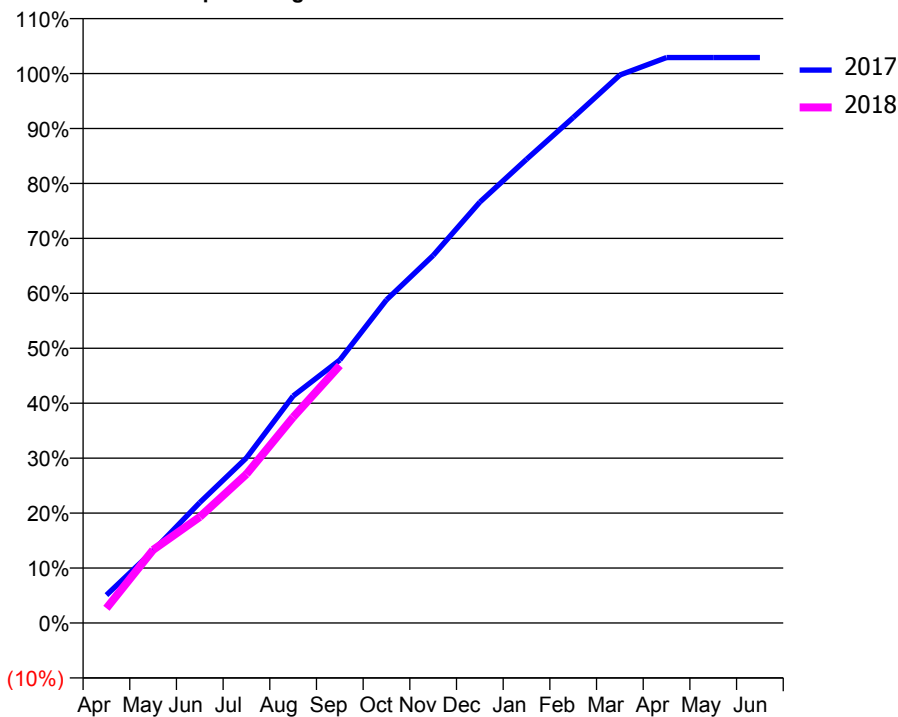
ACCESS*

Patients seen in 24 months	Total	Change since previous quarter
Quarter ending September 2016	6,092	
Quarter ending December 2016	6,087	→
Quarter ending March 2017	6,060	→
Quarter ending June 2017	6,153	→
Quarter ending September 2017	6,212	→
Variance since September 2016	2.0%	→



ACTIVITY

Cumulative percentage of contracted UDA delivered 2017 & 2018



Month	Adjusted Scheduled Activity (UDA)	
	2017	2018
April	781	412
May	2,022	2,046
June	3,374	2,971
July	4,622	4,168
August	6,357	5,762
September	7,361	7,209
October	9,045	
November	10,290	
December	11,782	
January	12,979	
February	14,151	
March	15,341	
April	15,829	
May	15,830	
June	15,830	

QUALITY

	Quantity	Base Number	Contract	AT	Region	England
% of FP17s for the same patient ID Re-attending within 3 months - Children	65	2,309	2.8%	10.9%	12.8%	11.9%
% of FP17s for the same patient ID Re-attending within 3 months - Adults	185	2,315	8.0%	14.9%	16.5%	15.9%
% of FP17s for the same patient ID Re-attending between 3 & 9 months - Children	1,532	2,309	66.3%	61.0%	59.7%	58.1%
% of FP17s for the same patient ID Re-attending between 3 & 9 months - Adults	1,414	2,315	61.1%	54.9%	53.0%	50.6%
% of FP17s for Band 1 Urgent Courses	169	4,296	3.9%	8.6%	9.2%	9.1%
% of FP17s Relating to Free Repair or Replacements	1	4,296	0.0%	0.9%	1.0%	0.8%
% of FP17s Relating to Continuations	24	4,296	0.6%	1.2%	1.2%	1.1%
% of Patients satisfied with the dentistry they have received	3	3	N/A	91.4%	91.6%	91.4%
% of Patients satisfied with the time they had to wait for an appointment	2	3	N/A	87.5%	88.1%	87.7%

* This is based on patients treated on this contract for their most recent course of treatment. Figures in italics indicate the base number of FP17s or Patient Questionnaire responses are less than 100. N/A is shown where the base number of responses is less than 10 during the period. % is calculated as Quantity/Base number*100

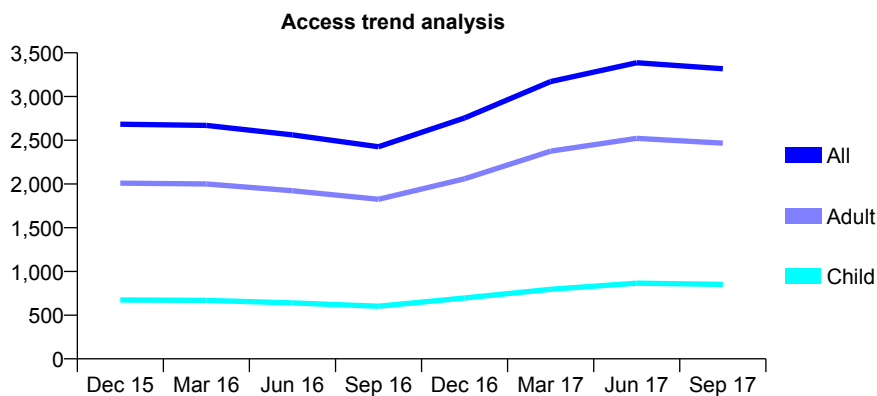
Q52 - Vital Signs At a Glance Contract Report for 318760/0001 - September 2017

Name or company name	MR A HUSSAIN
Contract type name	GDS Contract
Purpose of contract	General
Contract start date	01/04/2006
Contract end date	

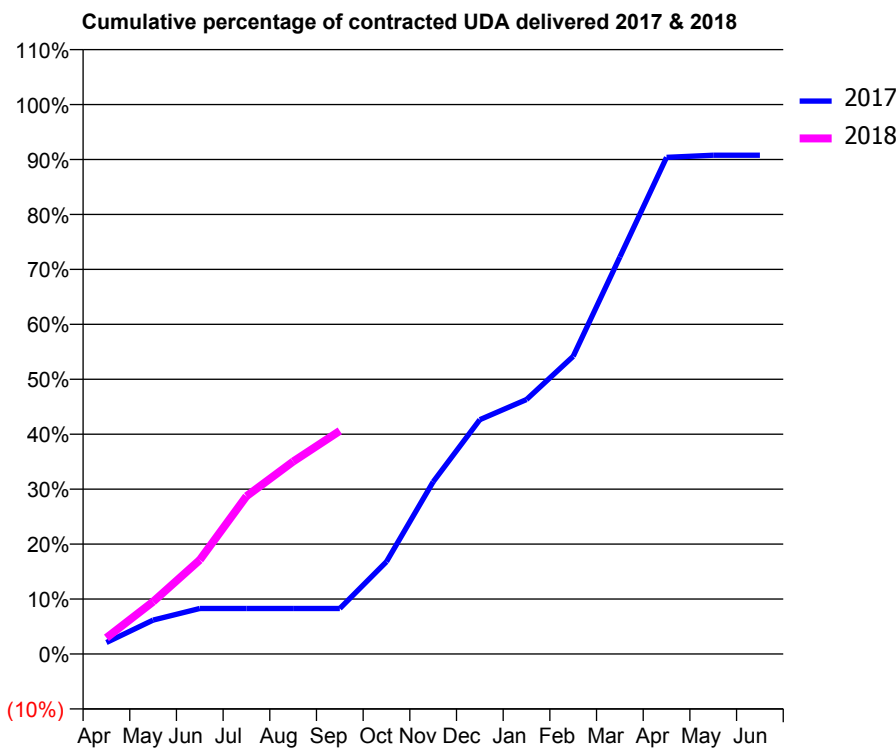
17/18 Contracted general activity (UDA)	11,280
Carry forward general activity (UDA)	0
17/18 Contracted orthodontic activity (UOA)	0
Carry forward orthodontic activity (UOA)	0
Baseline contract value	£362,184.82

ACCESS*

Patients seen in 24 months	Total	Change since previous quarter
Quarter ending September 2016	2,426	
Quarter ending December 2016	2,755	↑
Quarter ending March 2017	3,171	↑
Quarter ending June 2017	3,387	↑
Quarter ending September 2017	3,318	↓
Variance since September 2016	36.8%	↑



ACTIVITY



Month	Adjusted Scheduled Activity (UDA)	
	2017	2018
April	236	331
May	697	1,074
June	935	1,932
July	935	3,238
August	935	3,951
September	935	4,582
October	1,895	
November	3,536	
December	4,812	
January	5,224	
February	6,112	
March	8,150	
April	10,196	
May	10,238	
June	10,238	

QUALITY

	Quantity	Base Number	Contract	AT	Region	England
% of FP17s for the same patient ID Re-attending within 3 months - Children	54	684	7.9%	10.9%	12.8%	11.9%
% of FP17s for the same patient ID Re-attending within 3 months - Adults	466	2,120	22.0%	14.9%	16.5%	15.9%
% of FP17s for the same patient ID Re-attending between 3 & 9 months - Children	393	684	57.5%	61.0%	59.7%	58.1%
% of FP17s for the same patient ID Re-attending between 3 & 9 months - Adults	1,103	2,120	52.0%	54.9%	53.0%	50.6%
% of FP17s for Band 1 Urgent Courses	214	2,214	9.7%	8.6%	9.2%	9.1%
% of FP17s Relating to Free Repair or Replacements	13	2,214	0.6%	0.9%	1.0%	0.8%
% of FP17s Relating to Continuations	36	2,214	1.6%	1.2%	1.2%	1.1%
% of Patients satisfied with the dentistry they have received	6	7	N/A	91.4%	91.6%	91.4%
% of Patients satisfied with the time they had to wait for an appointment	5	7	N/A	87.5%	88.1%	87.7%

* This is based on patients treated on this contract for their most recent course of treatment. Figures in italics indicate the base number of FP17s or Patient Questionnaire responses are less than 100. N/A is shown where the base number of responses is less than 10 during the period. % is calculated as Quantity/Base number*100

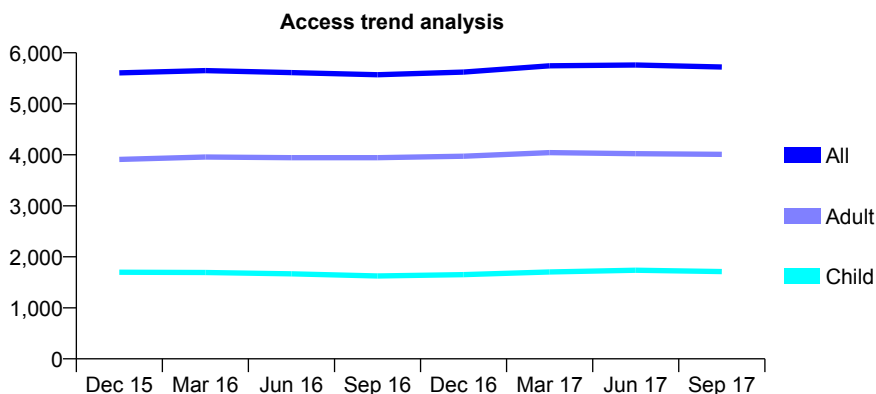
Q52 - Vital Signs At a Glance Contract Report for 318809/0001 - September 2017

Name or company name	Marker & Associates Dental Practice
Contract type name	GDS Contract
Purpose of contract	General
Contract start date	01/04/2006
Contract end date	

17/18 Contracted general activity (UDA)	19,000
Carry forward general activity (UDA)	0
17/18 Contracted orthodontic activity (UOA)	0
Carry forward orthodontic activity (UOA)	0
Baseline contract value	£603,208.90

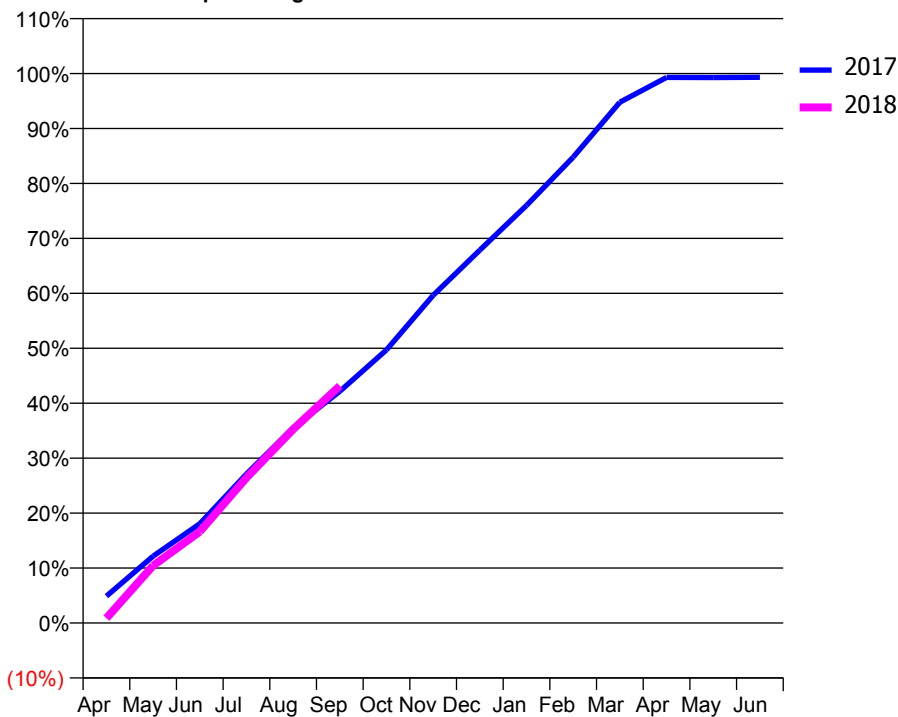
ACCESS*

Patients seen in 24 months	Total	Change since previous quarter
Quarter ending September 2016	5,569	
Quarter ending December 2016	5,622	→
Quarter ending March 2017	5,744	↑
Quarter ending June 2017	5,761	→
Quarter ending September 2017	5,722	→
Variance since September 2016	2.7%	↑



ACTIVITY

Cumulative percentage of contracted UDA delivered 2017 & 2018



Adjusted Scheduled Activity (UDA)

Month	2017	2018
April	931	167
May	2,313	1,984
June	3,432	3,159
July	5,150	5,023
August	6,747	6,699
September	8,010	8,201
October	9,445	
November	11,331	
December	12,892	
January	14,440	
February	16,106	
March	18,006	
April	18,867	
May	18,859	
June	18,871	

QUALITY

	Quantity	Base Number	Contract	AT	Region	England
% of FP17s for the same patient ID Re-attending within 3 months - Children	142	1,540	9.2%	10.9%	12.8%	11.9%
% of FP17s for the same patient ID Re-attending within 3 months - Adults	365	3,177	11.5%	14.9%	16.5%	15.9%
% of FP17s for the same patient ID Re-attending between 3 & 9 months - Children	1,001	1,540	65.0%	61.0%	59.7%	58.1%
% of FP17s for the same patient ID Re-attending between 3 & 9 months - Adults	2,278	3,177	71.7%	54.9%	53.0%	50.6%
% of FP17s for Band 1 Urgent Courses	204	4,374	4.7%	8.6%	9.2%	9.1%
% of FP17s Relating to Free Repair or Replacements	9	4,374	0.2%	0.9%	1.0%	0.8%
% of FP17s Relating to Continuations	9	4,374	0.2%	1.2%	1.2%	1.1%
% of Patients satisfied with the dentistry they have received	12	13	92.3%	91.4%	91.6%	91.4%
% of Patients satisfied with the time they had to wait for an appointment	11	13	84.6%	87.5%	88.1%	87.7%

* This is based on patients treated on this contract for their most recent course of treatment. Figures in italics indicate the base number of FP17s or Patient Questionnaire responses are less than 100. N/A is shown where the base number of responses is less than 10 during the period. % is calculated as Quantity/Base number*100

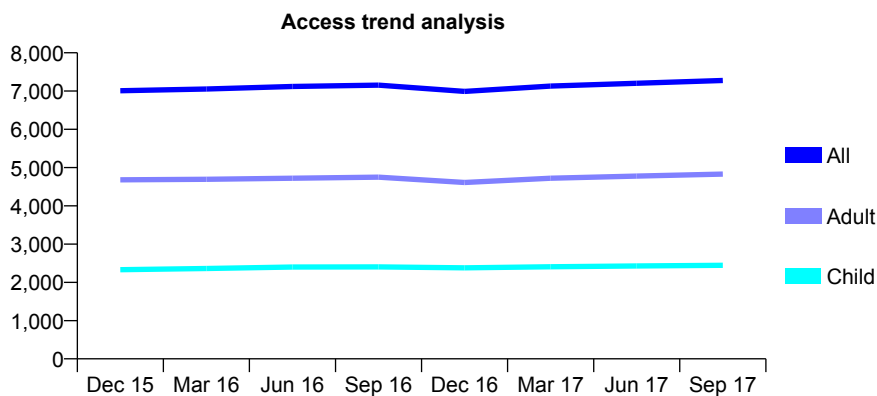
Q52 - Vital Signs At a Glance Contract Report for 320854/0001 - September 2017

Name or company name	MR PR JONES
Contract type name	GDS Contract
Purpose of contract	General
Contract start date	01/04/2006
Contract end date	

17/18 Contracted general activity (UDA)	17,816
Carry forward general activity (UDA)	0
17/18 Contracted orthodontic activity (UOA)	0
Carry forward orthodontic activity (UOA)	0
Baseline contract value	£457,218.48

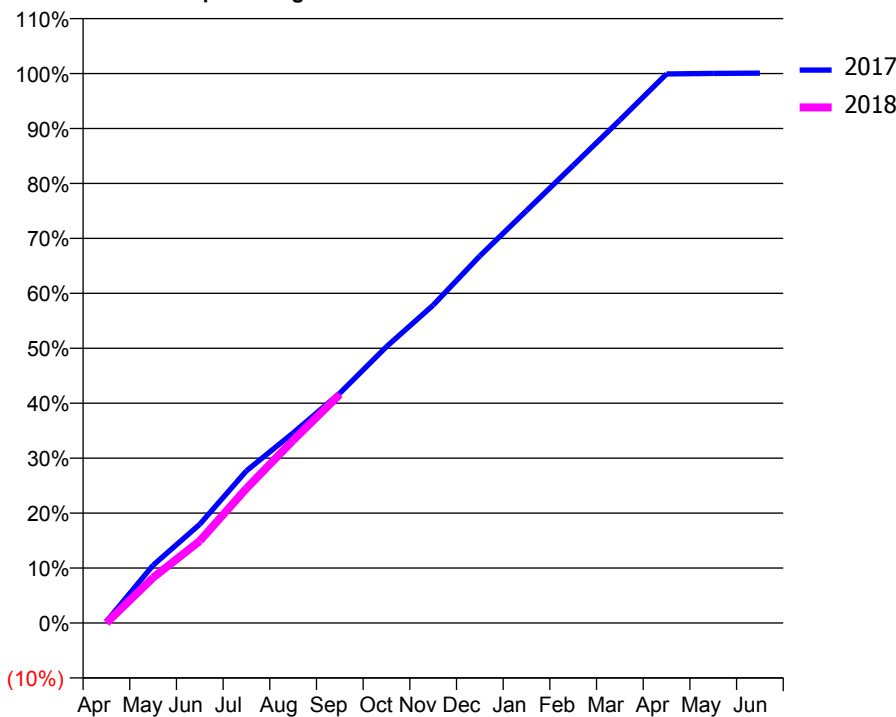
ACCESS*

Patients seen in 24 months	Total	Change since previous quarter
Quarter ending September 2016	7,153	
Quarter ending December 2016	6,990	↓
Quarter ending March 2017	7,129	→
Quarter ending June 2017	7,205	→
Quarter ending September 2017	7,275	→
Variance since September 2016	1.7%	→



ACTIVITY

Cumulative percentage of contracted UDA delivered 2017 & 2018



Month	Adjusted Scheduled Activity (UDA)	
	2017	2018
April	50	0
May	1,876	1,474
June	3,200	2,662
July	4,935	4,364
August	6,163	5,926
September	7,451	7,411
October	8,962	
November	10,305	
December	11,901	
January	13,369	
February	14,838	
March	16,306	
April	17,804	
May	17,821	
June	17,830	

QUALITY

	Quantity	Base Number	Contract	AT	Region	England
% of FP17s for the same patient ID Re-attending within 3 months - Children	305	2,089	14.6%	10.9%	12.8%	11.9%
% of FP17s for the same patient ID Re-attending within 3 months - Adults	467	3,211	14.5%	14.9%	16.5%	15.9%
% of FP17s for the same patient ID Re-attending between 3 & 9 months - Children	1,194	2,089	57.2%	61.0%	59.7%	58.1%
% of FP17s for the same patient ID Re-attending between 3 & 9 months - Adults	1,507	3,211	46.9%	54.9%	53.0%	50.6%
% of FP17s for Band 1 Urgent Courses	93	4,003	2.3%	8.6%	9.2%	9.1%
% of FP17s Relating to Free Repair or Replacements	16	4,003	0.4%	0.9%	1.0%	0.8%
% of FP17s Relating to Continuations	39	4,003	1.0%	1.2%	1.2%	1.1%
% of Patients satisfied with the dentistry they have received	8	9	N/A	91.4%	91.6%	91.4%
% of Patients satisfied with the time they had to wait for an appointment	8	9	N/A	87.5%	88.1%	87.7%

* This is based on patients treated on this contract for their most recent course of treatment. Figures in italics indicate the base number of FP17s or Patient Questionnaire responses are less than 100. N/A is shown where the base number of responses is less than 10 during the period. % is calculated as Quantity/Base number*100

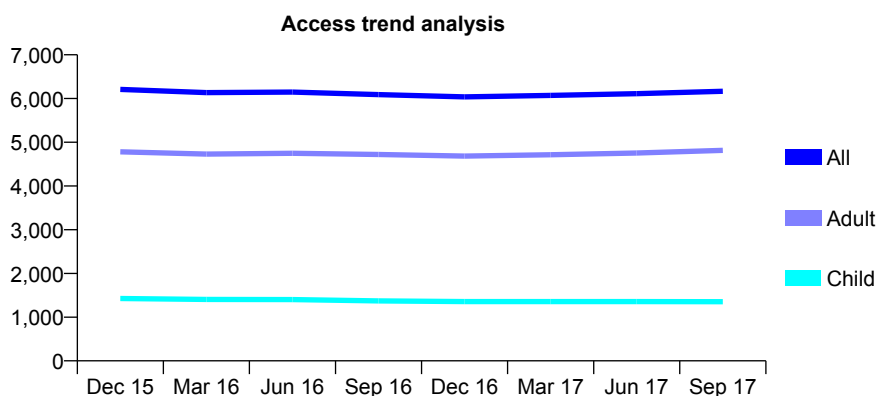
Q52 - Vital Signs At a Glance Contract Report for 322903/0001 - September 2017

Name or company name	MR MA SPEIGHT
Contract type name	GDS Contract
Purpose of contract	General
Contract start date	01/04/2006
Contract end date	

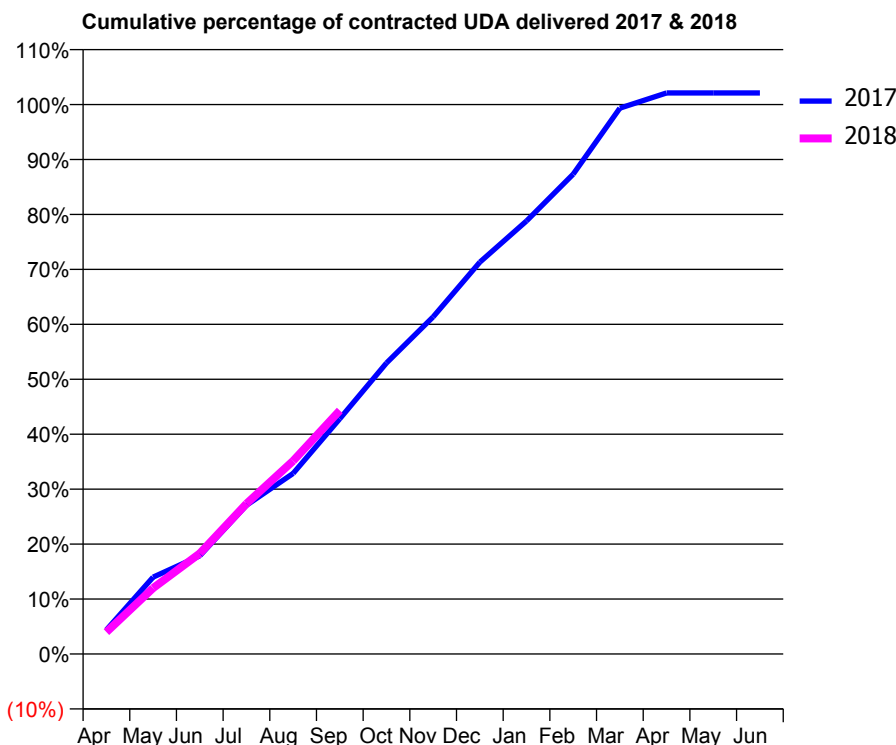
17/18 Contracted general activity (UDA)	15,171
Carry forward general activity (UDA)	0
17/18 Contracted orthodontic activity (UOA)	0
Carry forward orthodontic activity (UOA)	0
Baseline contract value	£458,186.53

ACCESS*

Patients seen in 24 months	Total	Change since previous quarter
Quarter ending September 2016	6,090	
Quarter ending December 2016	6,038	→
Quarter ending March 2017	6,070	→
Quarter ending June 2017	6,110	→
Quarter ending September 2017	6,167	→
Variance since September 2016	1.3%	→



ACTIVITY



Month	Adjusted Scheduled Activity (UDA)	
	2017	2018
April	668	604
May	2,124	1,820
June	2,710	2,776
July	4,106	4,150
August	4,986	5,332
September	6,496	6,723
October	8,036	
November	9,310	
December	10,819	
January	11,956	
February	13,247	
March	15,072	
April	15,489	
May	15,489	
June	15,489	

QUALITY

	Quantity	Base Number	Contract	AT	Region	England
% of FP17s for the same patient ID Re-attending within 3 months - Children	48	968	5.0%	10.9%	12.8%	11.9%
% of FP17s for the same patient ID Re-attending within 3 months - Adults	374	3,016	12.4%	14.9%	16.5%	15.9%
% of FP17s for the same patient ID Re-attending between 3 & 9 months - Children	525	968	54.2%	61.0%	59.7%	58.1%
% of FP17s for the same patient ID Re-attending between 3 & 9 months - Adults	1,472	3,016	48.8%	54.9%	53.0%	50.6%
% of FP17s for Band 1 Urgent Courses	377	3,760	10.0%	8.6%	9.2%	9.1%
% of FP17s Relating to Free Repair or Replacements	23	3,760	0.6%	0.9%	1.0%	0.8%
% of FP17s Relating to Continuations	62	3,760	1.6%	1.2%	1.2%	1.1%
% of Patients satisfied with the dentistry they have received	6	6	N/A	91.4%	91.6%	91.4%
% of Patients satisfied with the time they had to wait for an appointment	6	6	N/A	87.5%	88.1%	87.7%

* This is based on patients treated on this contract for their most recent course of treatment. Figures in italics indicate the base number of FP17s or Patient Questionnaire responses are less than 100. N/A is shown where the base number of responses is less than 10 during the period. % is calculated as Quantity/Base number*100

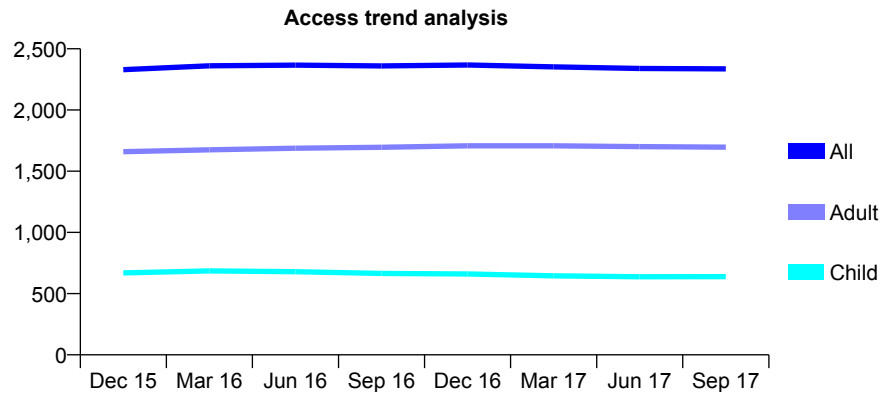
Q52 - Vital Signs At a Glance Contract Report for 324345/0001 - September 2017

Name or company name	MR SP AGABEG
Contract type name	GDS Contract
Purpose of contract	General
Contract start date	01/04/2006
Contract end date	

17/18 Contracted general activity (UDA)	6,799
Carry forward general activity (UDA)	0
17/18 Contracted orthodontic activity (UOA)	0
Carry forward orthodontic activity (UOA)	0
Baseline contract value	£186,459.82

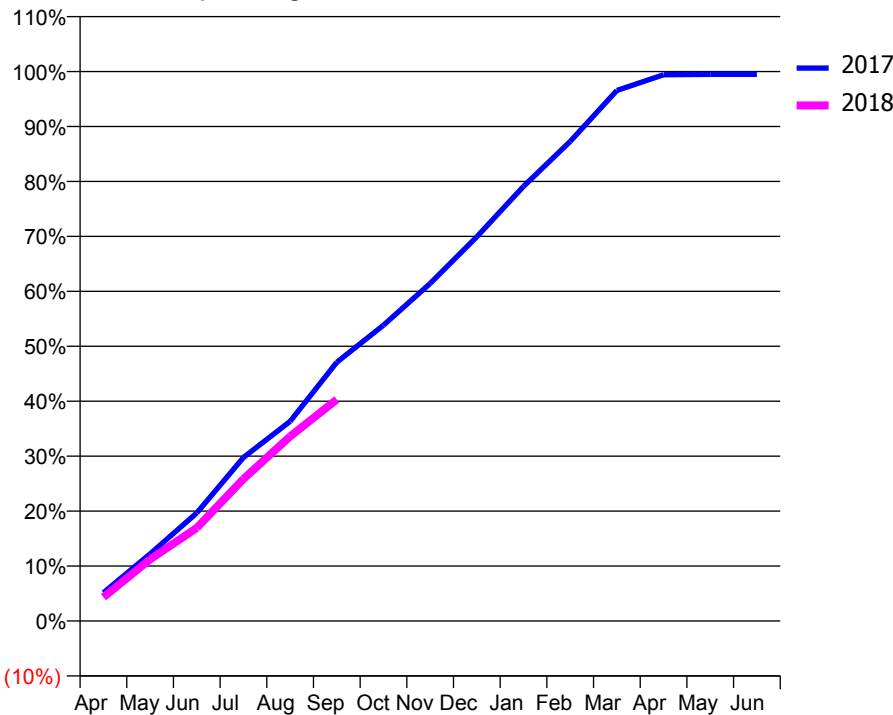
ACCESS*

Patients seen in 24 months	Total	Change since previous quarter
Quarter ending September 2016	2,360	
Quarter ending December 2016	2,368	→
Quarter ending March 2017	2,352	→
Quarter ending June 2017	2,339	→
Quarter ending September 2017	2,336	→
Variance since September 2016	(1.0%)	↓



ACTIVITY

Cumulative percentage of contracted UDA delivered 2017 & 2018



Adjusted Scheduled Activity (UDA)		
Month	2017	2018
April	351	295
May	831	763
June	1,337	1,153
July	2,023	1,758
August	2,470	2,285
September	3,202	2,741
October	3,660	
November	4,177	
December	4,754	
January	5,378	
February	5,935	
March	6,565	
April	6,760	
May	6,764	
June	6,764	

QUALITY

	Quantity	Base Number	Contract	AT	Region	England
% of FP17s for the same patient ID Re-attending within 3 months - Children	38	451	8.4%	10.9%	12.8%	11.9%
% of FP17s for the same patient ID Re-attending within 3 months - Adults	128	1,175	10.9%	14.9%	16.5%	15.9%
% of FP17s for the same patient ID Re-attending between 3 & 9 months - Children	244	451	54.1%	61.0%	59.7%	58.1%
% of FP17s for the same patient ID Re-attending between 3 & 9 months - Adults	718	1,175	61.1%	54.9%	53.0%	50.6%
% of FP17s for Band 1 Urgent Courses	89	1,526	5.8%	8.6%	9.2%	9.1%
% of FP17s Relating to Free Repair or Replacements	9	1,526	0.6%	0.9%	1.0%	0.8%
% of FP17s Relating to Continuations	14	1,526	0.9%	1.2%	1.2%	1.1%
% of Patients satisfied with the dentistry they have received	4	5	N/A	91.4%	91.6%	91.4%
% of Patients satisfied with the time they had to wait for an appointment	4	5	N/A	87.5%	88.1%	87.7%

* This is based on patients treated on this contract for their most recent course of treatment. Figures in italics indicate the base number of FP17s or Patient Questionnaire responses are less than 100. N/A is shown where the base number of responses is less than 10 during the period. % is calculated as Quantity/Base number*100

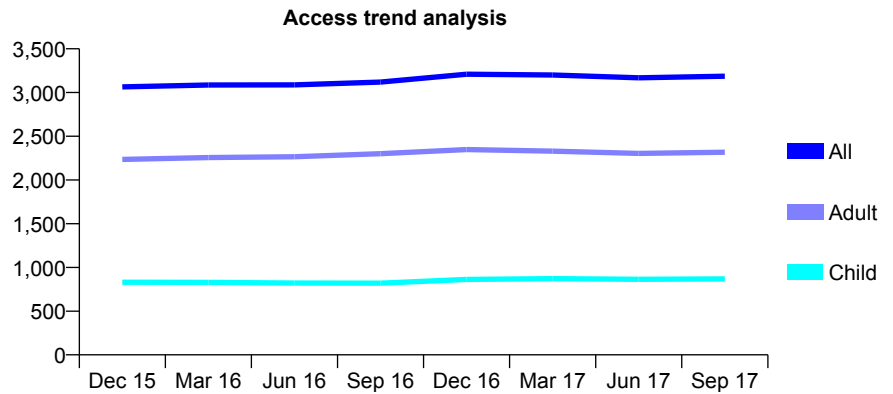
Q52 - Vital Signs At a Glance Contract Report for 324345/0003 - September 2017

Name or company name	MR SP AGABEG
Contract type name	GDS Contract
Purpose of contract	General
Contract start date	01/04/2006
Contract end date	

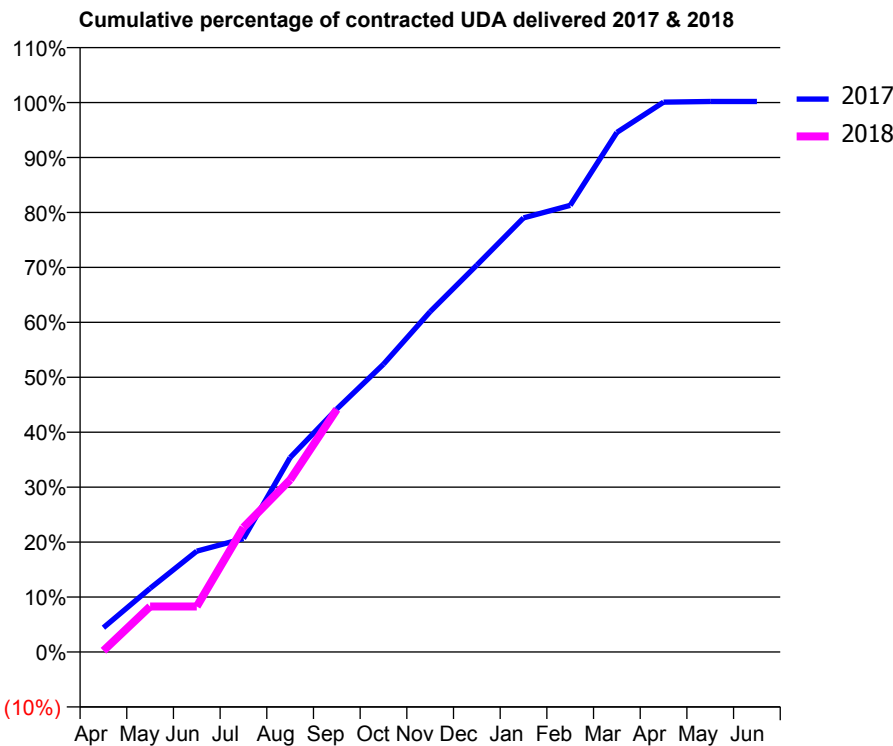
17/18 Contracted general activity (UDA)	10,289
Carry forward general activity (UDA)	0
17/18 Contracted orthodontic activity (UOA)	0
Carry forward orthodontic activity (UOA)	0
Baseline contract value	£308,494.27

ACCESS*

Patients seen in 24 months	Total	Change since previous quarter
Quarter ending September 2016	3,120	
Quarter ending December 2016	3,210	↑
Quarter ending March 2017	3,201	→
Quarter ending June 2017	3,168	↓
Quarter ending September 2017	3,187	→
Variance since September 2016	2.1%	↑



ACTIVITY



Month	Adjusted Scheduled Activity (UDA)	
	2017	2018
April	455	23
May	1,193	852
June	1,889	852
July	2,125	2,333
August	3,643	3,224
September	4,550	4,542
October	5,389	
November	6,372	
December	7,245	
January	8,129	
February	8,364	
March	9,730	
April	10,296	
May	10,307	
June	10,307	

QUALITY

	Quantity	Base Number	Contract	AT	Region	England
% of FP17s for the same patient ID Re-attending within 3 months - Children	53	646	8.2%	10.9%	12.8%	11.9%
% of FP17s for the same patient ID Re-attending within 3 months - Adults	306	1,786	17.1%	14.9%	16.5%	15.9%
% of FP17s for the same patient ID Re-attending between 3 & 9 months - Children	376	646	58.2%	61.0%	59.7%	58.1%
% of FP17s for the same patient ID Re-attending between 3 & 9 months - Adults	942	1,786	52.7%	54.9%	53.0%	50.6%
% of FP17s for Band 1 Urgent Courses	123	2,238	5.5%	8.6%	9.2%	9.1%
% of FP17s Relating to Free Repair or Replacements	12	2,238	0.5%	0.9%	1.0%	0.8%
% of FP17s Relating to Continuations	27	2,238	1.2%	1.2%	1.2%	1.1%
% of Patients satisfied with the dentistry they have received	8	9	N/A	91.4%	91.6%	91.4%
% of Patients satisfied with the time they had to wait for an appointment	8	9	N/A	87.5%	88.1%	87.7%

* This is based on patients treated on this contract for their most recent course of treatment. Figures in italics indicate the base number of FP17s or Patient Questionnaire responses are less than 100. N/A is shown where the base number of responses is less than 10 during the period. % is calculated as Quantity/Base number*100

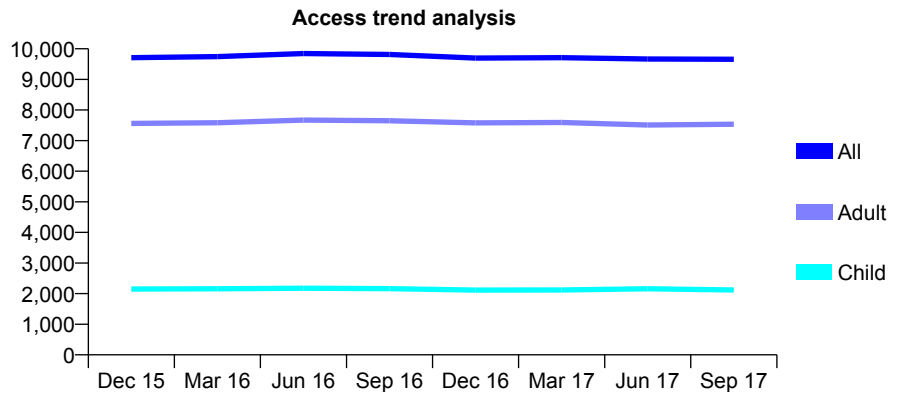
Q52 - Vital Signs At a Glance Contract Report for 325430/0001 - September 2017

Name or company name	MR P BANERJEE
Contract type name	GDS Contract
Purpose of contract	General
Contract start date	01/04/2006
Contract end date	

17/18 Contracted general activity (UDA)	24,893
Carry forward general activity (UDA)	0
17/18 Contracted orthodontic activity (UOA)	0
Carry forward orthodontic activity (UOA)	0
Baseline contract value	£798,788.58

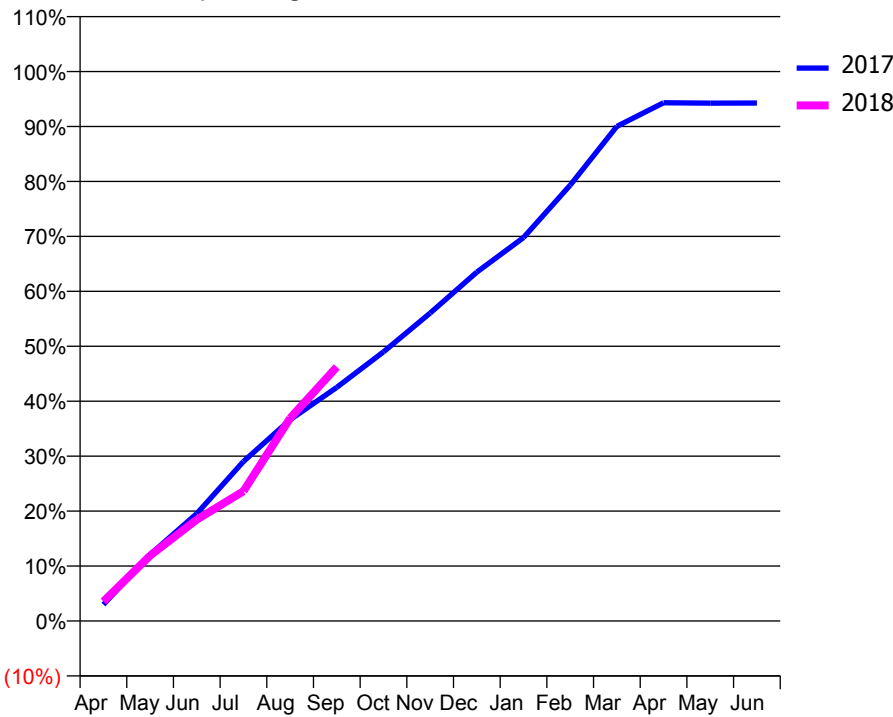
ACCESS*

Patients seen in 24 months	Total	Change since previous quarter
Quarter ending September 2016	9,814	
Quarter ending December 2016	9,695	↓
Quarter ending March 2017	9,711	→
Quarter ending June 2017	9,666	→
Quarter ending September 2017	9,658	→
Variance since September 2016	(1.6%)	↓



ACTIVITY

Cumulative percentage of contracted UDA delivered 2017 & 2018



Month	Adjusted Scheduled Activity (UDA)	
	2017	2018
April	754	887
May	3,041	2,966
June	4,913	4,594
July	7,299	5,878
August	9,211	9,192
September	10,697	11,509
October	12,320	
November	14,098	
December	15,968	
January	17,547	
February	19,950	
March	22,641	
April	23,717	
May	23,702	
June	23,705	

QUALITY

	Quantity	Base Number	Contract	AT	Region	England
% of FP17s for the same patient ID Re-attending within 3 months - Children	97	2,085	4.7%	10.9%	12.8%	11.9%
% of FP17s for the same patient ID Re-attending within 3 months - Adults	592	6,710	8.8%	14.9%	16.5%	15.9%
% of FP17s for the same patient ID Re-attending between 3 & 9 months - Children	1,470	2,085	70.5%	61.0%	59.7%	58.1%
% of FP17s for the same patient ID Re-attending between 3 & 9 months - Adults	4,101	6,710	61.1%	54.9%	53.0%	50.6%
% of FP17s for Band 1 Urgent Courses	503	7,374	6.8%	8.6%	9.2%	9.1%
% of FP17s Relating to Free Repair or Replacements	23	7,374	0.3%	0.9%	1.0%	0.8%
% of FP17s Relating to Continuations	13	7,374	0.2%	1.2%	1.2%	1.1%
% of Patients satisfied with the dentistry they have received	19	20	95.0%	91.4%	91.6%	91.4%
% of Patients satisfied with the time they had to wait for an appointment	18	20	90.0%	87.5%	88.1%	87.7%

* This is based on patients treated on this contract for their most recent course of treatment. Figures in italics indicate the base number of FP17s or Patient Questionnaire responses are less than 100. N/A is shown where the base number of responses is less than 10 during the period. % is calculated as Quantity/Base number*100

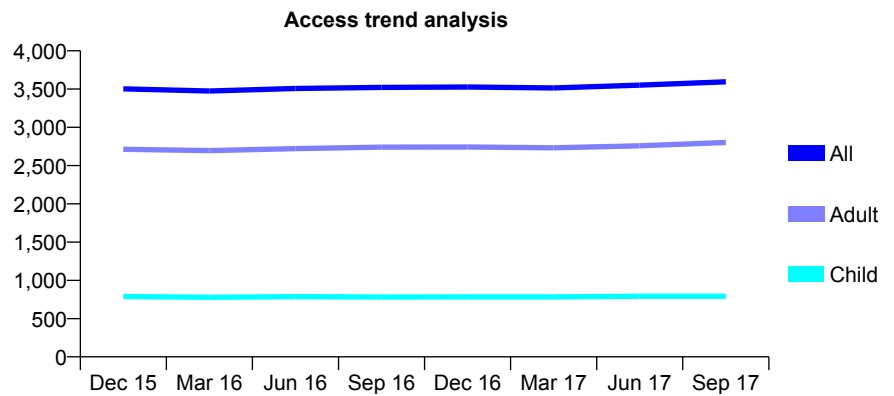
Q52 - Vital Signs At a Glance Contract Report for 328693/0001 - September 2017

Name or company name	MISS TM BLACK
Contract type name	GDS Contract
Purpose of contract	General
Contract start date	01/04/2006
Contract end date	

17/18 Contracted general activity (UDA)	11,650
Carry forward general activity (UDA)	0
17/18 Contracted orthodontic activity (UOA)	0
Carry forward orthodontic activity (UOA)	0
Baseline contract value	£380,830.65

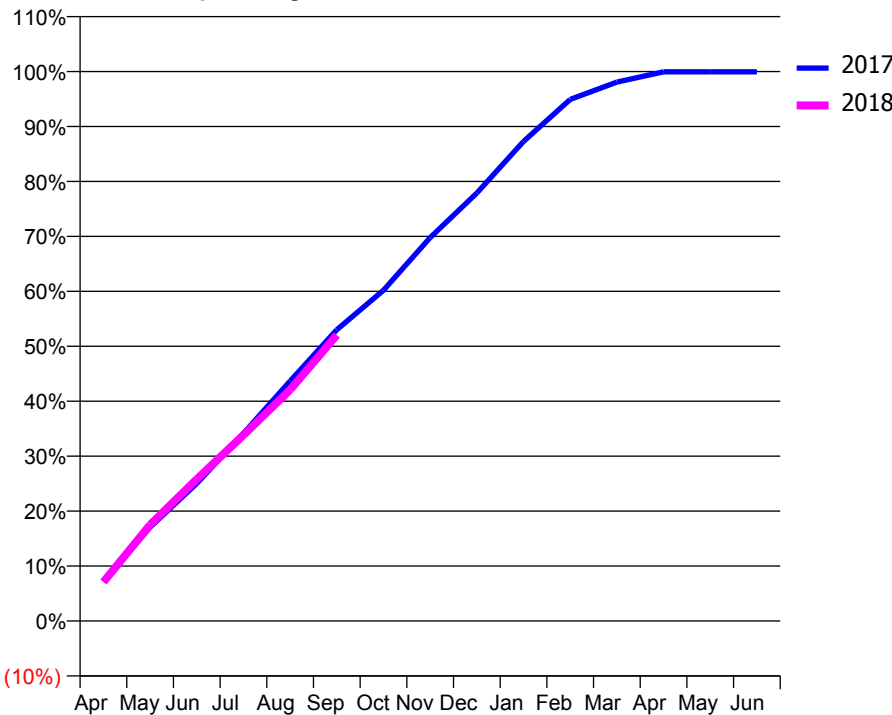
ACCESS*

Patients seen in 24 months	Total	Change since previous quarter
Quarter ending September 2016	3,521	
Quarter ending December 2016	3,527	→
Quarter ending March 2017	3,515	→
Quarter ending June 2017	3,551	→
Quarter ending September 2017	3,594	→
Variance since September 2016	2.1%	↑



ACTIVITY

Cumulative percentage of contracted UDA delivered 2017 & 2018



Month	Adjusted Scheduled Activity (UDA)	
	2017	2018
April	838	826
May	1,989	2,040
June	2,917	3,008
July	3,980	3,941
August	5,088	4,904
September	6,176	6,062
October	7,014	
November	8,130	
December	9,074	
January	10,167	
February	11,057	
March	11,424	
April	11,644	
May	11,644	
June	11,644	

QUALITY

	Quantity	Base Number	Contract	AT	Region	England
% of FP17s for the same patient ID Re-attending within 3 months - Children	34	822	4.1%	10.9%	12.8%	11.9%
% of FP17s for the same patient ID Re-attending within 3 months - Adults	422	2,642	16.0%	14.9%	16.5%	15.9%
% of FP17s for the same patient ID Re-attending between 3 & 9 months - Children	659	822	80.2%	61.0%	59.7%	58.1%
% of FP17s for the same patient ID Re-attending between 3 & 9 months - Adults	1,641	2,642	62.1%	54.9%	53.0%	50.6%
% of FP17s for Band 1 Urgent Courses	111	3,359	3.3%	8.6%	9.2%	9.1%
% of FP17s Relating to Free Repair or Replacements	74	3,359	2.2%	0.9%	1.0%	0.8%
% of FP17s Relating to Continuations	75	3,359	2.2%	1.2%	1.2%	1.1%
% of Patients satisfied with the dentistry they have received	8	8	N/A	91.4%	91.6%	91.4%
% of Patients satisfied with the time they had to wait for an appointment	7	8	N/A	87.5%	88.1%	87.7%

* This is based on patients treated on this contract for their most recent course of treatment. Figures in italics indicate the base number of FP17s or Patient Questionnaire responses are less than 100. N/A is shown where the base number of responses is less than 10 during the period. % is calculated as Quantity/Base number*100

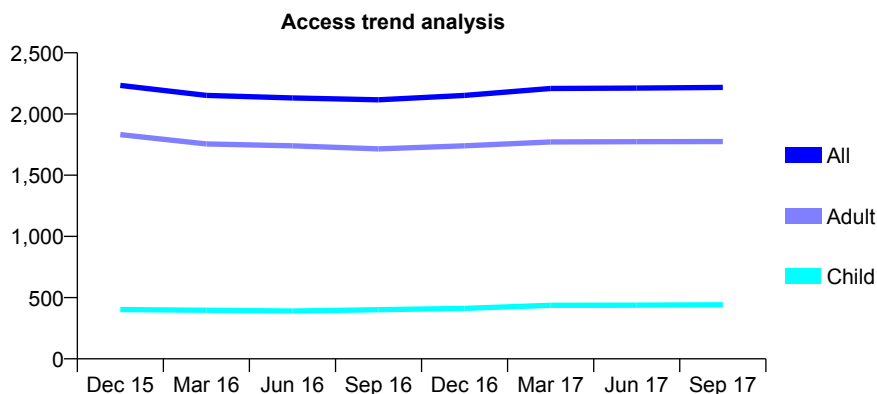
Q52 - Vital Signs At a Glance Contract Report for 356786/0001 - September 2017

Name or company name	MS V DHARMAR
Contract type name	GDS Contract
Purpose of contract	General
Contract start date	21/05/2012
Contract end date	

17/18 Contracted general activity (UDA)	8,240
Carry forward general activity (UDA)	0
17/18 Contracted orthodontic activity (UOA)	0
Carry forward orthodontic activity (UOA)	0
Baseline contract value	£164,129.78

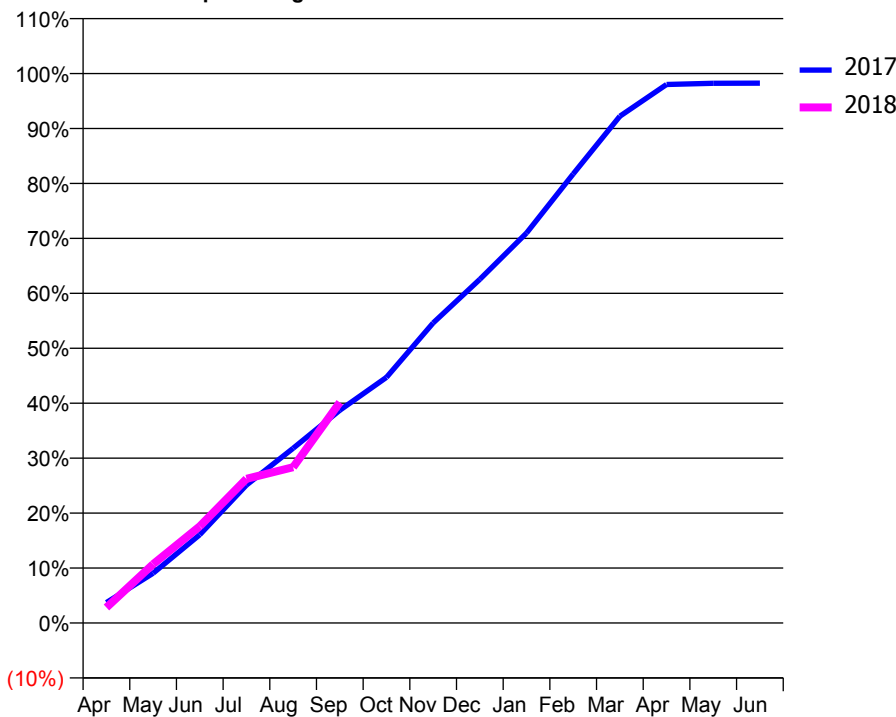
ACCESS*

Patients seen in 24 months	Total	Change since previous quarter
Quarter ending September 2016	2,116	
Quarter ending December 2016	2,152	→
Quarter ending March 2017	2,209	↑
Quarter ending June 2017	2,212	→
Quarter ending September 2017	2,217	→
Variance since September 2016	4.8%	↑



ACTIVITY

Cumulative percentage of contracted UDA delivered 2017 & 2018



Adjusted Scheduled Activity (UDA)

Month	2017	2018
April	306	234
May	747	882
June	1,325	1,452
July	2,068	2,163
August	2,621	2,336
September	3,190	3,309
October	3,685	
November	4,499	
December	5,155	
January	5,849	
February	6,734	
March	7,600	
April	8,075	
May	8,093	
June	8,095	

QUALITY

	Quantity	Base Number	Contract	AT	Region	England
% of FP17s for the same patient ID Re-attending within 3 months - Children	25	397	6.3%	10.9%	12.8%	11.9%
% of FP17s for the same patient ID Re-attending within 3 months - Adults	183	1,767	10.4%	14.9%	16.5%	15.9%
% of FP17s for the same patient ID Re-attending between 3 & 9 months - Children	300	397	75.6%	61.0%	59.7%	58.1%
% of FP17s for the same patient ID Re-attending between 3 & 9 months - Adults	1,392	1,767	78.8%	54.9%	53.0%	50.6%
% of FP17s for Band 1 Urgent Courses	86	1,885	4.6%	8.6%	9.2%	9.1%
% of FP17s Relating to Free Repair or Replacements	17	1,885	0.9%	0.9%	1.0%	0.8%
% of FP17s Relating to Continuations	21	1,885	1.1%	1.2%	1.2%	1.1%
% of Patients satisfied with the dentistry they have received	4	4	N/A	91.4%	91.6%	91.4%
% of Patients satisfied with the time they had to wait for an appointment	4	4	N/A	87.5%	88.1%	87.7%

* This is based on patients treated on this contract for their most recent course of treatment. Figures in italics indicate the base number of FP17s or Patient Questionnaire responses are less than 100. N/A is shown where the base number of responses is less than 10 during the period. % is calculated as Quantity/Base number*100

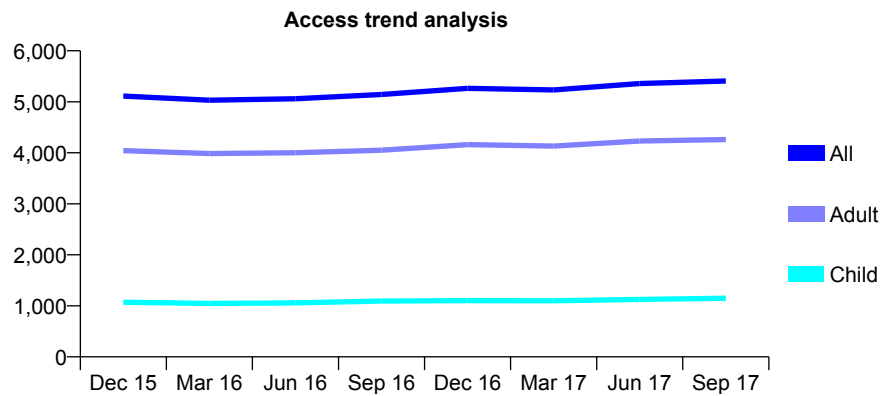
Q52 - Vital Signs At a Glance Contract Report for 358789/0001 - September 2017

Name or company name	MR BS PANESAR
Contract type name	GDS Contract
Purpose of contract	General
Contract start date	01/01/2014
Contract end date	

17/18 Contracted general activity (UDA)	17,078
Carry forward general activity (UDA)	0
17/18 Contracted orthodontic activity (UOA)	0
Carry forward orthodontic activity (UOA)	0
Baseline contract value	£467,072.22

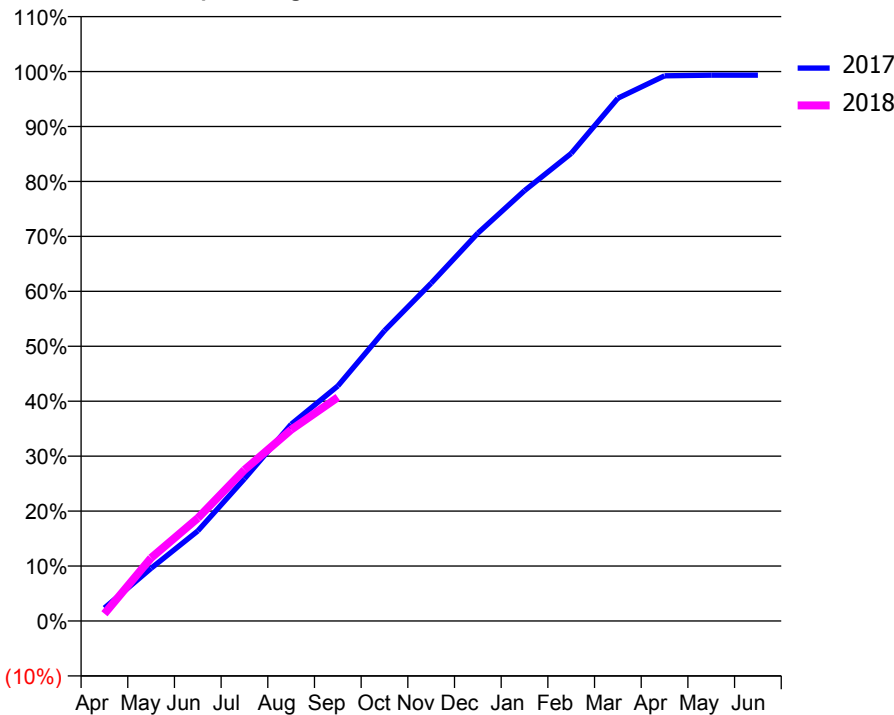
ACCESS*

Patients seen in 24 months	Total	Change since previous quarter
Quarter ending September 2016	5,145	
Quarter ending December 2016	5,263	↑
Quarter ending March 2017	5,233	→
Quarter ending June 2017	5,358	↑
Quarter ending September 2017	5,409	→
Variance since September 2016	5.1%	↑



ACTIVITY

Cumulative percentage of contracted UDA delivered 2017 & 2018



Month	Adjusted Scheduled Activity (UDA)	
	2017	2018
April	402	226
May	1,637	1,964
June	2,799	3,199
July	4,420	4,700
August	6,114	5,944
September	7,304	6,953
October	9,023	
November	10,500	
December	12,053	
January	13,375	
February	14,532	
March	16,249	
April	16,943	
May	16,964	
June	16,964	

QUALITY

	Quantity	Base Number	Contract	AT	Region	England
% of FP17s for the same patient ID Re-attending within 3 months - Children	42	783	5.4%	10.9%	12.8%	11.9%
% of FP17s for the same patient ID Re-attending within 3 months - Adults	389	3,156	12.3%	14.9%	16.5%	15.9%
% of FP17s for the same patient ID Re-attending between 3 & 9 months - Children	440	783	56.2%	61.0%	59.7%	58.1%
% of FP17s for the same patient ID Re-attending between 3 & 9 months - Adults	1,811	3,156	57.4%	54.9%	53.0%	50.6%
% of FP17s for Band 1 Urgent Courses	233	3,665	6.4%	8.6%	9.2%	9.1%
% of FP17s Relating to Free Repair or Replacements	32	3,665	0.9%	0.9%	1.0%	0.8%
% of FP17s Relating to Continuations	64	3,665	1.7%	1.2%	1.2%	1.1%
% of Patients satisfied with the dentistry they have received	9	11	81.8%	91.4%	91.6%	91.4%
% of Patients satisfied with the time they had to wait for an appointment	9	11	81.8%	87.5%	88.1%	87.7%

* This is based on patients treated on this contract for their most recent course of treatment. Figures in italics indicate the base number of FP17s or Patient Questionnaire responses are less than 100. N/A is shown where the base number of responses is less than 10 during the period. % is calculated as Quantity/Base number*100

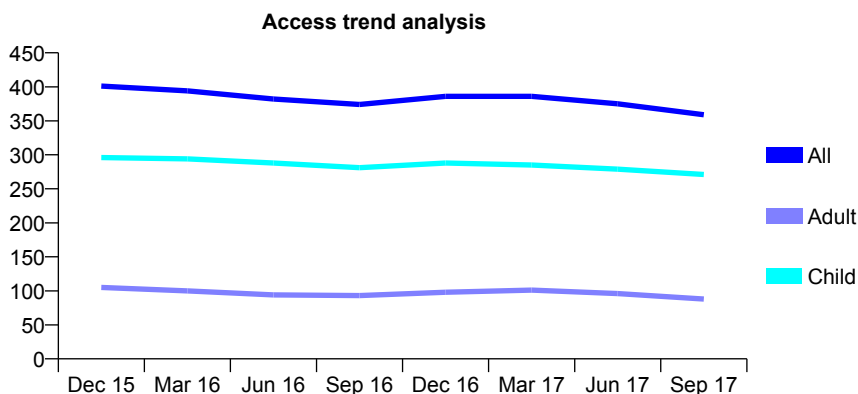
Q52 - Vital Signs At a Glance Contract Report for 359548/0002 - September 2017

Name or company name	MR CW TAYLOR
Contract type name	GDS Contract
Purpose of contract	General
Contract start date	01/12/2012
Contract end date	

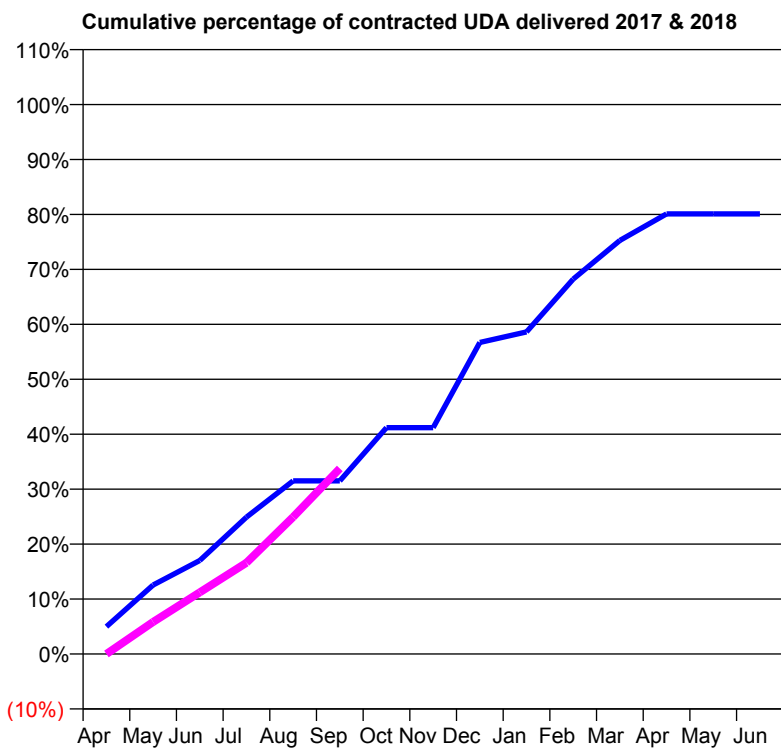
17/18 Contracted general activity (UDA)	1,096
Carry forward general activity (UDA)	0
17/18 Contracted orthodontic activity (UOA)	0
Carry forward orthodontic activity (UOA)	0
Baseline contract value	£30,814.95

ACCESS*

Patients seen in 24 months	Total	Change since previous quarter
Quarter ending September 2016	374	
Quarter ending December 2016	386	↑
Quarter ending March 2017	386	→
Quarter ending June 2017	375	↓
Quarter ending September 2017	359	↓
Variance since September 2016	(4.0%)	↓



ACTIVITY



Month	Adjusted Scheduled Activity (UDA)	
	2017	2018
April	55	0
May	138	64
June	187	123
July	273	182
August	345	273
September	345	370
October	452	
November	452	
December	621	
January	642	
February	748	
March	825	
April	878	
May	878	
June	878	

QUALITY

	Quantity	Base Number	Contract	AT	Region	England
% of FP17s for the same patient ID Re-attending within 3 months - Children	8	219	3.7%	10.9%	12.8%	11.9%
% of FP17s for the same patient ID Re-attending within 3 months - Adults	13	59	22.0%	14.9%	16.5%	15.9%
% of FP17s for the same patient ID Re-attending between 3 & 9 months - Children	171	219	78.1%	61.0%	59.7%	58.1%
% of FP17s for the same patient ID Re-attending between 3 & 9 months - Adults	34	59	57.6%	54.9%	53.0%	50.6%
% of FP17s for Band 1 Urgent Courses	5	234	2.1%	8.6%	9.2%	9.1%
% of FP17s Relating to Free Repair or Replacements	0	234	0.0%	0.9%	1.0%	0.8%
% of FP17s Relating to Continuations	9	234	3.8%	1.2%	1.2%	1.1%
% of Patients satisfied with the dentistry they have received	0	0	N/A	91.4%	91.6%	91.4%
% of Patients satisfied with the time they had to wait for an appointment	0	0	N/A	87.5%	88.1%	87.7%

* This is based on patients treated on this contract for their most recent course of treatment. Figures in italics indicate the base number of FP17s or Patient Questionnaire responses are less than 100. N/A is shown where the base number of responses is less than 10 during the period. % is calculated as Quantity/Base number*100

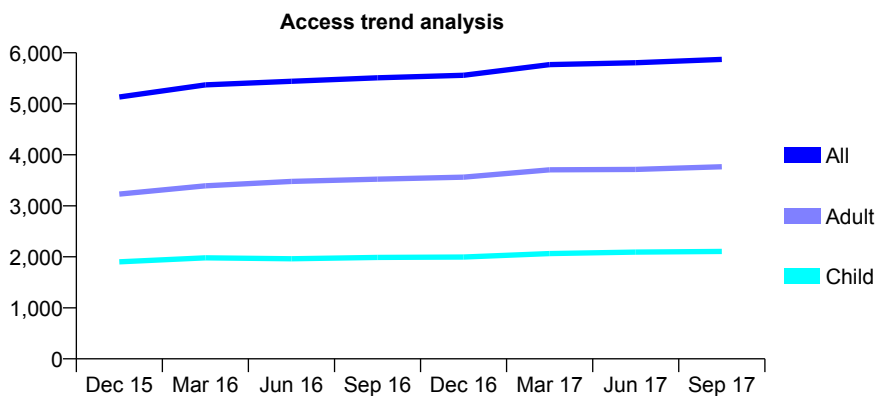
Q52 - Vital Signs At a Glance Contract Report for 366307/0001 - September 2017

Name or company name	MR GR JONES
Contract type name	GDS Contract
Purpose of contract	General
Contract start date	01/11/2007
Contract end date	

17/18 Contracted general activity (UDA)	14,014
Carry forward general activity (UDA)	0
17/18 Contracted orthodontic activity (UOA)	0
Carry forward orthodontic activity (UOA)	0
Baseline contract value	£431,360.73

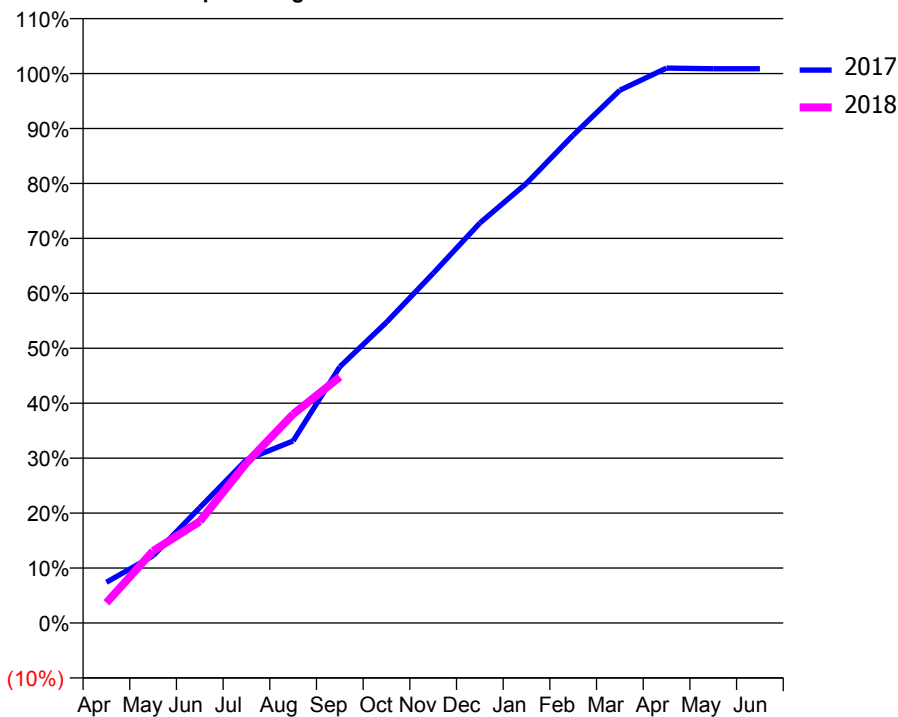
ACCESS*

Patients seen in 24 months	Total	Change since previous quarter
Quarter ending September 2016	5,509	
Quarter ending December 2016	5,559	→
Quarter ending March 2017	5,769	↑
Quarter ending June 2017	5,806	→
Quarter ending September 2017	5,871	→
Variance since September 2016	6.6%	↑



ACTIVITY

Cumulative percentage of contracted UDA delivered 2017 & 2018



Month	Adjusted Scheduled Activity (UDA)	
	2017	2018
April	1,039	517
May	1,716	1,838
June	2,945	2,592
July	4,166	4,084
August	4,643	5,326
September	6,534	6,275
October	7,670	
November	8,918	
December	10,202	
January	11,214	
February	12,443	
March	13,586	
April	14,151	
May	14,135	
June	14,136	

QUALITY

	Quantity	Base Number	Contract	AT	Region	England
% of FP17s for the same patient ID Re-attending within 3 months - Children	146	1,664	8.8%	10.9%	12.8%	11.9%
% of FP17s for the same patient ID Re-attending within 3 months - Adults	397	2,721	14.6%	14.9%	16.5%	15.9%
% of FP17s for the same patient ID Re-attending between 3 & 9 months - Children	1,069	1,664	64.2%	61.0%	59.7%	58.1%
% of FP17s for the same patient ID Re-attending between 3 & 9 months - Adults	1,694	2,721	62.3%	54.9%	53.0%	50.6%
% of FP17s for Band 1 Urgent Courses	244	3,441	7.1%	8.6%	9.2%	9.1%
% of FP17s Relating to Free Repair or Replacements	20	3,441	0.6%	0.9%	1.0%	0.8%
% of FP17s Relating to Continuations	5	3,441	0.1%	1.2%	1.2%	1.1%
% of Patients satisfied with the dentistry they have received	7	8	N/A	91.4%	91.6%	91.4%
% of Patients satisfied with the time they had to wait for an appointment	7	8	N/A	87.5%	88.1%	87.7%

* This is based on patients treated on this contract for their most recent course of treatment. Figures in italics indicate the base number of FP17s or Patient Questionnaire responses are less than 100. N/A is shown where the base number of responses is less than 10 during the period. % is calculated as Quantity/Base number*100

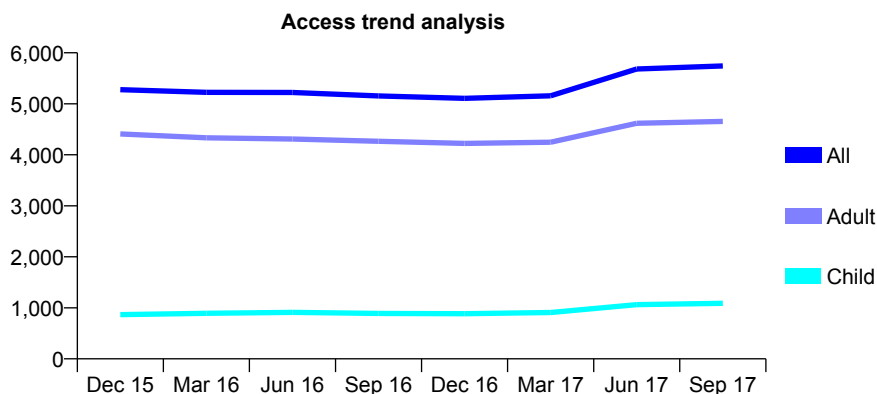
Q52 - Vital Signs At a Glance Contract Report for 367869/0001 - September 2017

Name or company name	MR T RAHMAN
Contract type name	GDS Contract
Purpose of contract	General
Contract start date	10/09/2013
Contract end date	

17/18 Contracted general activity (UDA)	20,660
Carry forward general activity (UDA)	0
17/18 Contracted orthodontic activity (UOA)	0
Carry forward orthodontic activity (UOA)	0
Baseline contract value	£470,600.56

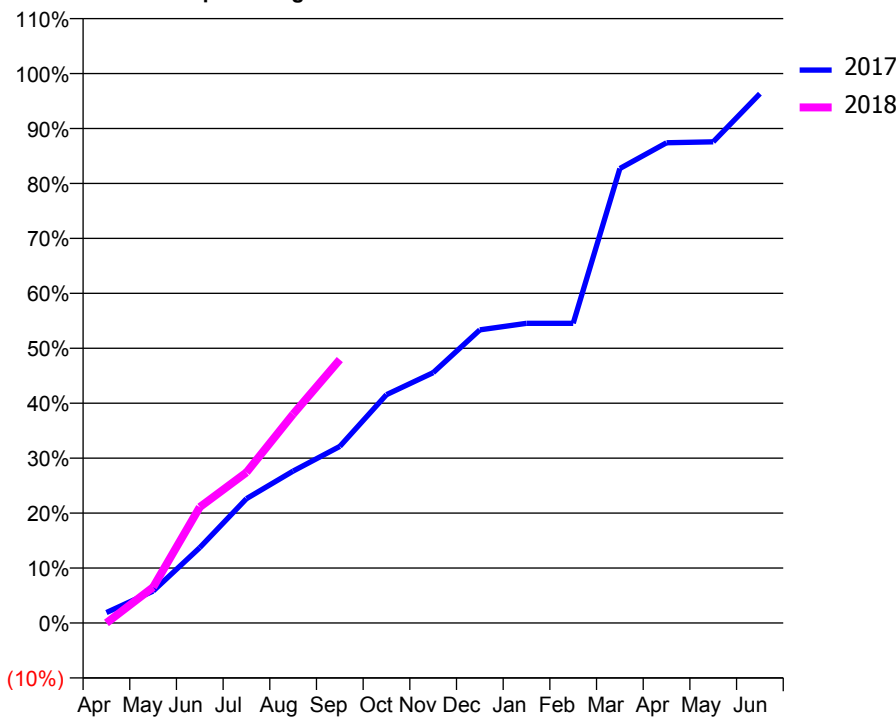
ACCESS*

Patients seen in 24 months	Total	Change since previous quarter
Quarter ending September 2016	5,155	
Quarter ending December 2016	5,107	→
Quarter ending March 2017	5,157	→
Quarter ending June 2017	5,683	↑
Quarter ending September 2017	5,743	→
Variance since September 2016	11.4%	↑



ACTIVITY

Cumulative percentage of contracted UDA delivered 2017 & 2018



Adjusted Scheduled Activity (UDA)

Month	2017	2018
April	394	0
May	1,203	1,344
June	2,834	4,358
July	4,676	5,661
August	5,712	7,855
September	6,638	9,903
October	8,584	
November	9,414	
December	11,023	
January	11,270	
February	11,270	
March	17,087	
April	18,055	
May	18,093	
June	19,900	

QUALITY

	Quantity	Base Number	Contract	AT	Region	England
% of FP17s for the same patient ID Re-attending within 3 months - Children	117	1,130	10.4%	10.9%	12.8%	11.9%
% of FP17s for the same patient ID Re-attending within 3 months - Adults	689	4,117	16.7%	14.9%	16.5%	15.9%
% of FP17s for the same patient ID Re-attending between 3 & 9 months - Children	597	1,130	52.8%	61.0%	59.7%	58.1%
% of FP17s for the same patient ID Re-attending between 3 & 9 months - Adults	2,094	4,117	50.9%	54.9%	53.0%	50.6%
% of FP17s for Band 1 Urgent Courses	261	4,148	6.3%	8.6%	9.2%	9.1%
% of FP17s Relating to Free Repair or Replacements	13	4,148	0.3%	0.9%	1.0%	0.8%
% of FP17s Relating to Continuations	8	4,148	0.2%	1.2%	1.2%	1.1%
% of Patients satisfied with the dentistry they have received	8	8	N/A	91.4%	91.6%	91.4%
% of Patients satisfied with the time they had to wait for an appointment	8	8	N/A	87.5%	88.1%	87.7%

* This is based on patients treated on this contract for their most recent course of treatment. Figures in italics indicate the base number of FP17s or Patient Questionnaire responses are less than 100. N/A is shown where the base number of responses is less than 10 during the period. % is calculated as Quantity/Base number*100

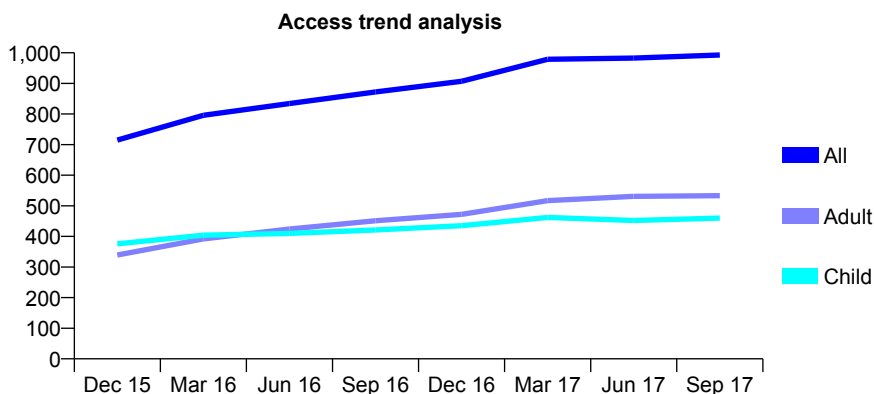
Q52 - Vital Signs At a Glance Contract Report for 367893/0001 - September 2017

Name or company name	MRS KM PUNIA
Contract type name	GDS Contract
Purpose of contract	General
Contract start date	01/12/2014
Contract end date	

17/18 Contracted general activity (UDA)	3,000
Carry forward general activity (UDA)	0
17/18 Contracted orthodontic activity (UOA)	0
Carry forward orthodontic activity (UOA)	0
Baseline contract value	£87,527.76

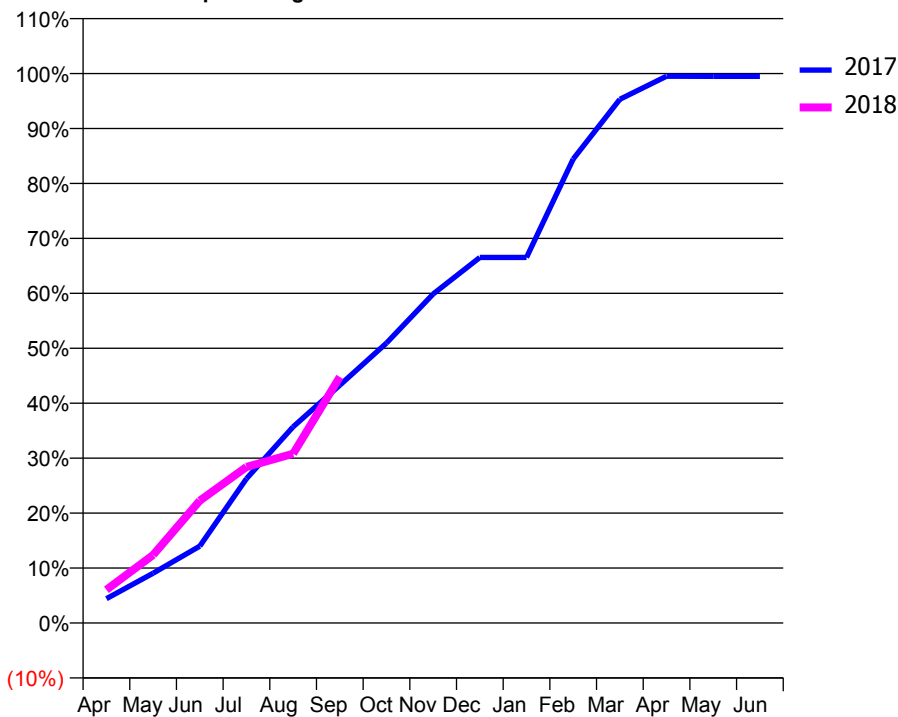
ACCESS*

Patients seen in 24 months	Total	Change since previous quarter
Quarter ending September 2016	872	
Quarter ending December 2016	907	↑
Quarter ending March 2017	979	↑
Quarter ending June 2017	983	→
Quarter ending September 2017	993	→
Variance since September 2016	13.9%	↑



ACTIVITY

Cumulative percentage of contracted UDA delivered 2017 & 2018



Month	Adjusted Scheduled Activity (UDA)	
	2017	2018
April	133	181
May	272	372
June	420	668
July	788	852
August	1,071	924
September	1,298	1,344
October	1,529	
November	1,796	
December	1,996	
January	1,996	
February	2,533	
March	2,859	
April	2,985	
May	2,984	
June	2,984	

QUALITY

	Quantity	Base Number	Contract	AT	Region	England
% of FP17s for the same patient ID Re-attending within 3 months - Children	21	381	5.5%	10.9%	12.8%	11.9%
% of FP17s for the same patient ID Re-attending within 3 months - Adults	55	403	13.6%	14.9%	16.5%	15.9%
% of FP17s for the same patient ID Re-attending between 3 & 9 months - Children	270	381	70.9%	61.0%	59.7%	58.1%
% of FP17s for the same patient ID Re-attending between 3 & 9 months - Adults	260	403	64.5%	54.9%	53.0%	50.6%
% of FP17s for Band 1 Urgent Courses	24	722	3.3%	8.6%	9.2%	9.1%
% of FP17s Relating to Free Repair or Replacements	3	722	0.4%	0.9%	1.0%	0.8%
% of FP17s Relating to Continuations	2	722	0.3%	1.2%	1.2%	1.1%
% of Patients satisfied with the dentistry they have received	1	1	N/A	91.4%	91.6%	91.4%
% of Patients satisfied with the time they had to wait for an appointment	1	1	N/A	87.5%	88.1%	87.7%

* This is based on patients treated on this contract for their most recent course of treatment. Figures in italics indicate the base number of FP17s or Patient Questionnaire responses are less than 100. N/A is shown where the base number of responses is less than 10 during the period. % is calculated as Quantity/Base number*100

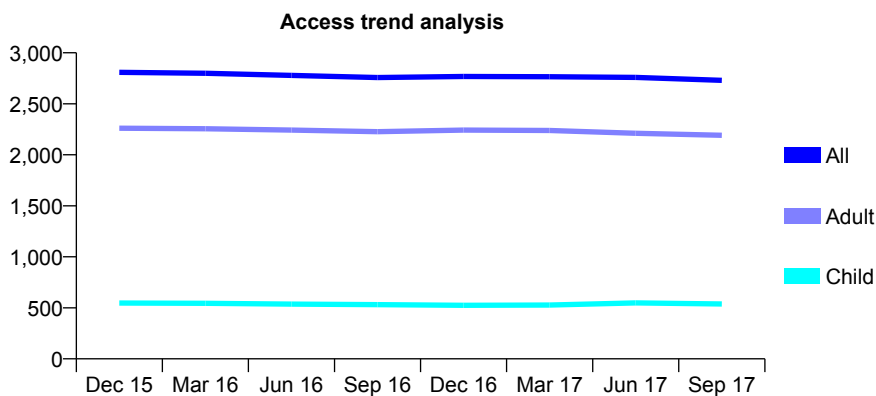
Q52 - Vital Signs At a Glance Contract Report for 560758/0001 - September 2017

Name or company name	MRS MA O'SULLIVAN
Contract type name	GDS Contract
Purpose of contract	General
Contract start date	01/04/2006
Contract end date	

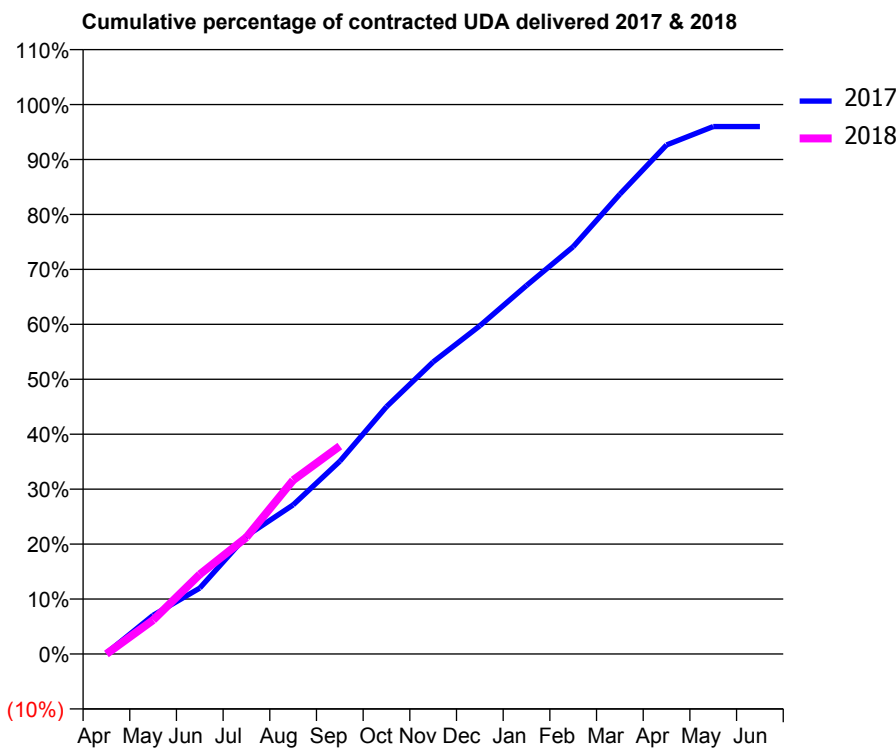
17/18 Contracted general activity (UDA)	6,350
Carry forward general activity (UDA)	0
17/18 Contracted orthodontic activity (UOA)	0
Carry forward orthodontic activity (UOA)	0
Baseline contract value	£172,140.36

ACCESS*

Patients seen in 24 months	Total	Change since previous quarter
Quarter ending September 2016	2,758	
Quarter ending December 2016	2,768	→
Quarter ending March 2017	2,766	→
Quarter ending June 2017	2,759	→
Quarter ending September 2017	2,730	↓
Variance since September 2016	(1.0%)	↓



ACTIVITY



Month	Adjusted Scheduled Activity (UDA)	
	2017	2018
April	10	0
May	447	392
June	762	920
July	1,364	1,350
August	1,724	2,008
September	2,227	2,403
October	2,857	
November	3,375	
December	3,793	
January	4,259	
February	4,707	
March	5,314	
April	5,883	
May	6,096	
June	6,096	

QUALITY

	Quantity	Base Number	Contract	AT	Region	England
% of FP17s for the same patient ID Re-attending within 3 months - Children	37	376	9.8%	10.9%	12.8%	11.9%
% of FP17s for the same patient ID Re-attending within 3 months - Adults	267	1,426	18.7%	14.9%	16.5%	15.9%
% of FP17s for the same patient ID Re-attending between 3 & 9 months - Children	199	376	52.9%	61.0%	59.7%	58.1%
% of FP17s for the same patient ID Re-attending between 3 & 9 months - Adults	563	1,426	39.5%	54.9%	53.0%	50.6%
% of FP17s for Band 1 Urgent Courses	214	1,443	14.8%	8.6%	9.2%	9.1%
% of FP17s Relating to Free Repair or Replacements	11	1,443	0.8%	0.9%	1.0%	0.8%
% of FP17s Relating to Continuations	30	1,443	2.1%	1.2%	1.2%	1.1%
% of Patients satisfied with the dentistry they have received	7	7	N/A	91.4%	91.6%	91.4%
% of Patients satisfied with the time they had to wait for an appointment	7	7	N/A	87.5%	88.1%	87.7%

* This is based on patients treated on this contract for their most recent course of treatment. Figures in italics indicate the base number of FP17s or Patient Questionnaire responses are less than 100. N/A is shown where the base number of responses is less than 10 during the period. % is calculated as Quantity/Base number*100

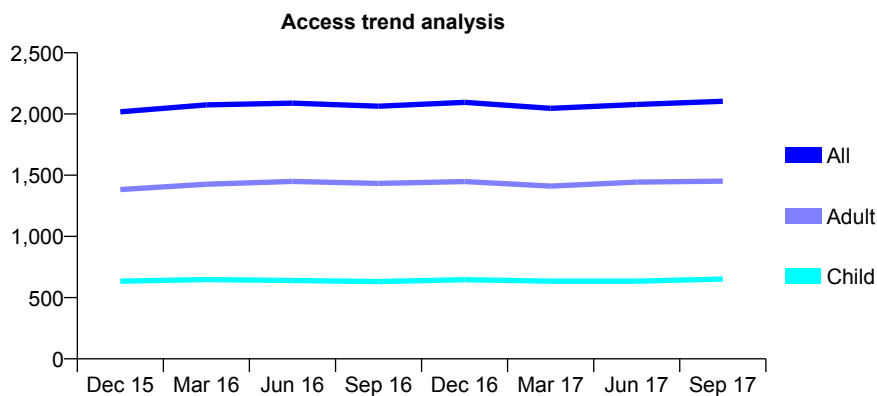
Q52 - Vital Signs At a Glance Contract Report for 569712/0001 - September 2017

Name or company name	MR NM SYKES
Contract type name	GDS Contract
Purpose of contract	General
Contract start date	01/04/2006
Contract end date	

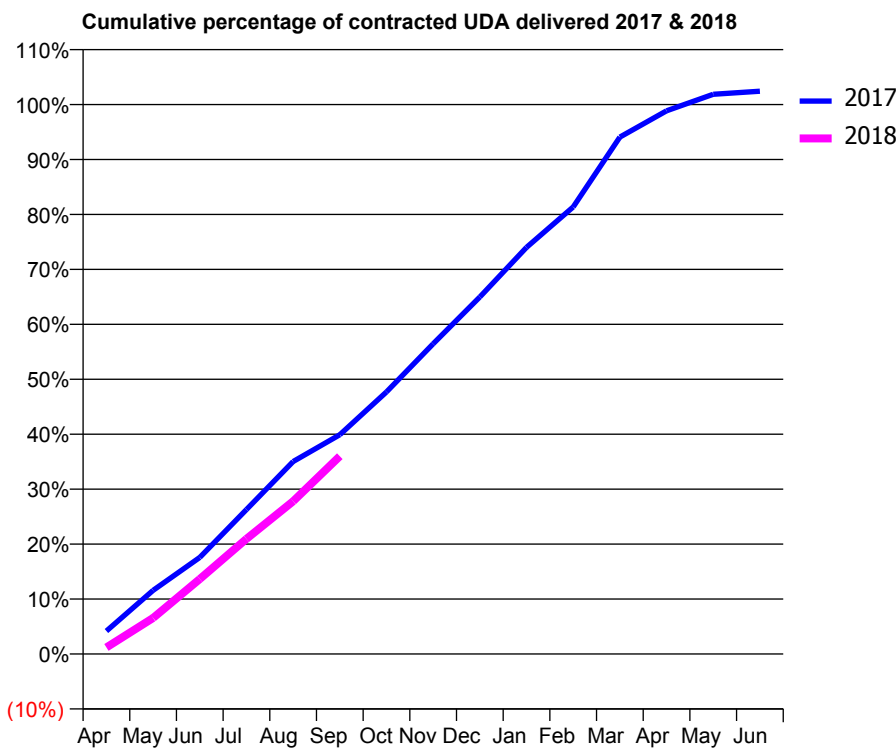
17/18 Contracted general activity (UDA)	7,500
Carry forward general activity (UDA)	0
17/18 Contracted orthodontic activity (UOA)	0
Carry forward orthodontic activity (UOA)	0
Baseline contract value	£226,958.80

ACCESS*

Patients seen in 24 months	Total	Change since previous quarter
Quarter ending September 2016	2,064	
Quarter ending December 2016	2,095	→
Quarter ending March 2017	2,046	↓
Quarter ending June 2017	2,078	→
Quarter ending September 2017	2,104	→
Variance since September 2016	1.9%	→



ACTIVITY



Month	Adjusted Scheduled Activity (UDA)	
	2017	2018
April	314	90
May	869	493
June	1,319	1,023
July	1,971	1,571
August	2,628	2,085
September	2,994	2,701
October	3,578	
November	4,234	
December	4,873	
January	5,551	
February	6,102	
March	7,056	
April	7,413	
May	7,640	
June	7,681	

QUALITY

	Quantity	Base Number	Contract	AT	Region	England
% of FP17s for the same patient ID Re-attending within 3 months - Children	48	495	9.7%	10.9%	12.8%	11.9%
% of FP17s for the same patient ID Re-attending within 3 months - Adults	215	1,024	21.0%	14.9%	16.5%	15.9%
% of FP17s for the same patient ID Re-attending between 3 & 9 months - Children	284	495	57.4%	61.0%	59.7%	58.1%
% of FP17s for the same patient ID Re-attending between 3 & 9 months - Adults	477	1,024	46.6%	54.9%	53.0%	50.6%
% of FP17s for Band 1 Urgent Courses	53	1,293	4.1%	8.6%	9.2%	9.1%
% of FP17s Relating to Free Repair or Replacements	38	1,293	2.9%	0.9%	1.0%	0.8%
% of FP17s Relating to Continuations	3	1,293	0.2%	1.2%	1.2%	1.1%
% of Patients satisfied with the dentistry they have received	8	8	N/A	91.4%	91.6%	91.4%
% of Patients satisfied with the time they had to wait for an appointment	7	8	N/A	87.5%	88.1%	87.7%

* This is based on patients treated on this contract for their most recent course of treatment. Figures in italics indicate the base number of FP17s or Patient Questionnaire responses are less than 100. N/A is shown where the base number of responses is less than 10 during the period. % is calculated as Quantity/Base number*100

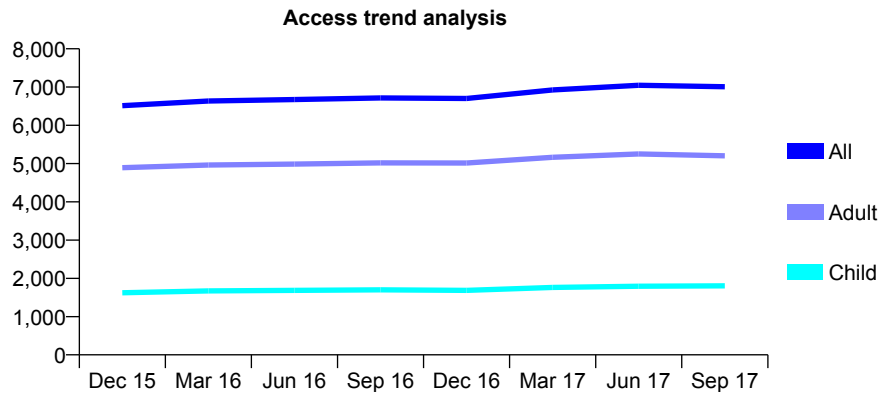
Q52 - Vital Signs At a Glance Contract Report for 575208/0002 - September 2017

Name or company name	MRS JC O'SULLIVAN
Contract type name	GDS Contract
Purpose of contract	General
Contract start date	01/04/2008
Contract end date	

17/18 Contracted general activity (UDA)	18,414
Carry forward general activity (UDA)	0
17/18 Contracted orthodontic activity (UOA)	0
Carry forward orthodontic activity (UOA)	0
Baseline contract value	£659,130.02

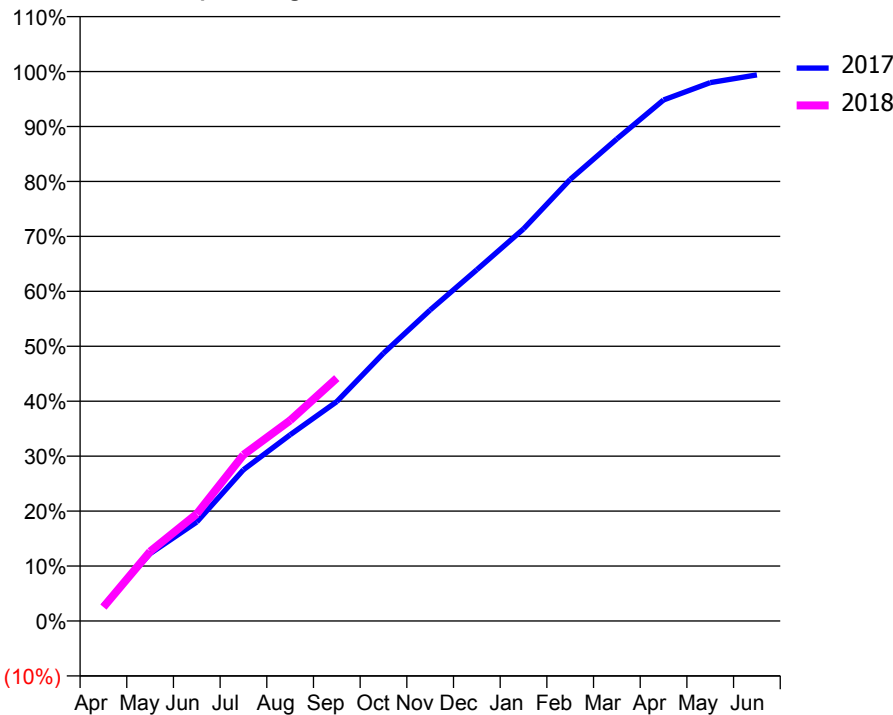
ACCESS*

Patients seen in 24 months	Total	Change since previous quarter
Quarter ending September 2016	6,717	
Quarter ending December 2016	6,700	→
Quarter ending March 2017	6,924	↑
Quarter ending June 2017	7,045	→
Quarter ending September 2017	7,007	→
Variance since September 2016	4.3%	↑



ACTIVITY

Cumulative percentage of contracted UDA delivered 2017 & 2018



Month	Adjusted Scheduled Activity (UDA)	
	2017	2018
April	521	468
May	2,260	2,328
June	3,317	3,589
July	5,072	5,570
August	6,239	6,725
September	7,355	8,138
October	8,976	
November	10,424	
December	11,772	
January	13,142	
February	14,798	
March	16,155	
April	17,460	
May	18,043	
June	18,301	

QUALITY

	Quantity	Base Number	Contract	AT	Region	England
% of FP17s for the same patient ID Re-attending within 3 months - Children	131	1,706	7.7%	10.9%	12.8%	11.9%
% of FP17s for the same patient ID Re-attending within 3 months - Adults	865	4,845	17.9%	14.9%	16.5%	15.9%
% of FP17s for the same patient ID Re-attending between 3 & 9 months - Children	1,068	1,706	62.6%	61.0%	59.7%	58.1%
% of FP17s for the same patient ID Re-attending between 3 & 9 months - Adults	2,995	4,845	61.8%	54.9%	53.0%	50.6%
% of FP17s for Band 1 Urgent Courses	427	4,824	8.9%	8.6%	9.2%	9.1%
% of FP17s Relating to Free Repair or Replacements	38	4,824	0.8%	0.9%	1.0%	0.8%
% of FP17s Relating to Continuations	106	4,824	2.2%	1.2%	1.2%	1.1%
% of Patients satisfied with the dentistry they have received	10	10	100.0%	91.4%	91.6%	91.4%
% of Patients satisfied with the time they had to wait for an appointment	10	10	100.0%	87.5%	88.1%	87.7%

* This is based on patients treated on this contract for their most recent course of treatment. Figures in italics indicate the base number of FP17s or Patient Questionnaire responses are less than 100. N/A is shown where the base number of responses is less than 10 during the period. % is calculated as Quantity/Base number*100

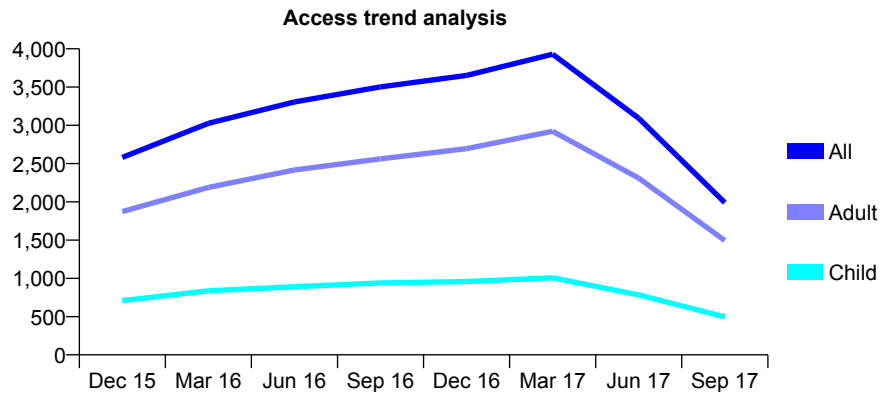
Q52 - Vital Signs At a Glance Contract Report for 606774/0001 - September 2017

Name or company name	MISS LA KIANI
Contract type name	PDS Contract
Purpose of contract	General
Contract start date	21/04/2015
Contract end date	30/04/2017

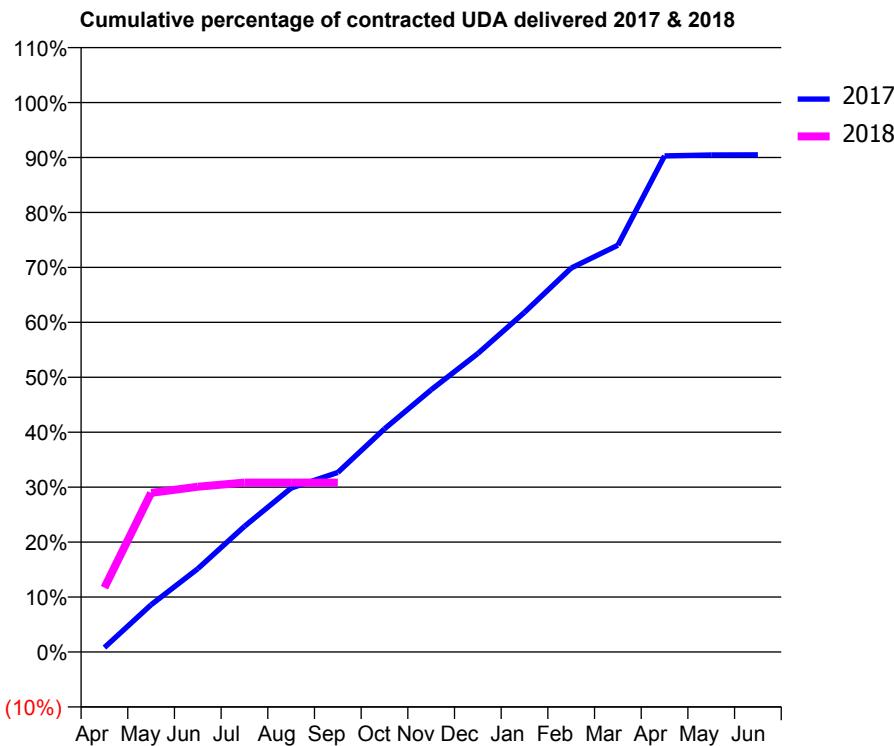
17/18 Contracted general activity (UDA)	1,441
Carry forward general activity (UDA)	0
17/18 Contracted orthodontic activity (UOA)	0
Carry forward orthodontic activity (UOA)	0
Baseline contract value	£41,551.47

ACCESS*

Patients seen in 24 months	Total	Change since previous quarter
Quarter ending September 2016	3,502	
Quarter ending December 2016	3,653	↑
Quarter ending March 2017	3,929	↑
Quarter ending June 2017	3,093	↓
Quarter ending September 2017	1,990	↓
Variance since September 2016	(43.2%)	↓



ACTIVITY



Month	Adjusted Scheduled Activity (UDA)	
	2017	2018
April	122	169
May	1,280	417
June	2,256	433
July	3,407	444
August	4,445	444
September	4,868	444
October	6,051	
November	7,110	
December	8,090	
January	9,209	
February	10,410	
March	11,027	
April	13,448	
May	13,473	
June	13,476	

QUALITY

	Quantity	Base Number	Contract	AT	Region	England
% of FP17s for the same patient ID Re-attending within 3 months - Children	14	282	5.0%	10.9%	12.8%	11.9%
% of FP17s for the same patient ID Re-attending within 3 months - Adults	93	850	10.9%	14.9%	16.5%	15.9%
% of FP17s for the same patient ID Re-attending between 3 & 9 months - Children	141	282	50.0%	61.0%	59.7%	58.1%
% of FP17s for the same patient ID Re-attending between 3 & 9 months - Adults	404	850	47.5%	54.9%	53.0%	50.6%
% of FP17s for Band 1 Urgent Courses	22	171	12.9%	8.6%	9.2%	9.1%
% of FP17s Relating to Free Repair or Replacements	4	171	2.3%	0.9%	1.0%	0.8%
% of FP17s Relating to Continuations	8	171	4.7%	1.2%	1.2%	1.1%
% of Patients satisfied with the dentistry they have received	6	7	N/A	91.4%	91.6%	91.4%
% of Patients satisfied with the time they had to wait for an appointment	6	7	N/A	87.5%	88.1%	87.7%

* This is based on patients treated on this contract for their most recent course of treatment. Figures in italics indicate the base number of FP17s or Patient Questionnaire responses are less than 100. N/A is shown where the base number of responses is less than 10 during the period. % is calculated as Quantity/Base number*100

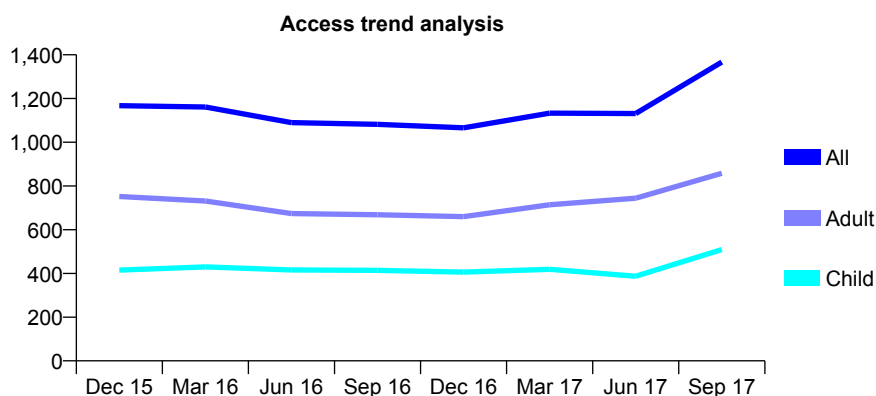
Q52 - Vital Signs At a Glance Contract Report for 623520/0001 - September 2017

Name or company name	MR GS CHANA
Contract type name	GDS Contract
Purpose of contract	General
Contract start date	01/04/2006
Contract end date	

17/18 Contracted general activity (UDA)	5,128
Carry forward general activity (UDA)	0
17/18 Contracted orthodontic activity (UOA)	0
Carry forward orthodontic activity (UOA)	0
Baseline contract value	£151,287.97

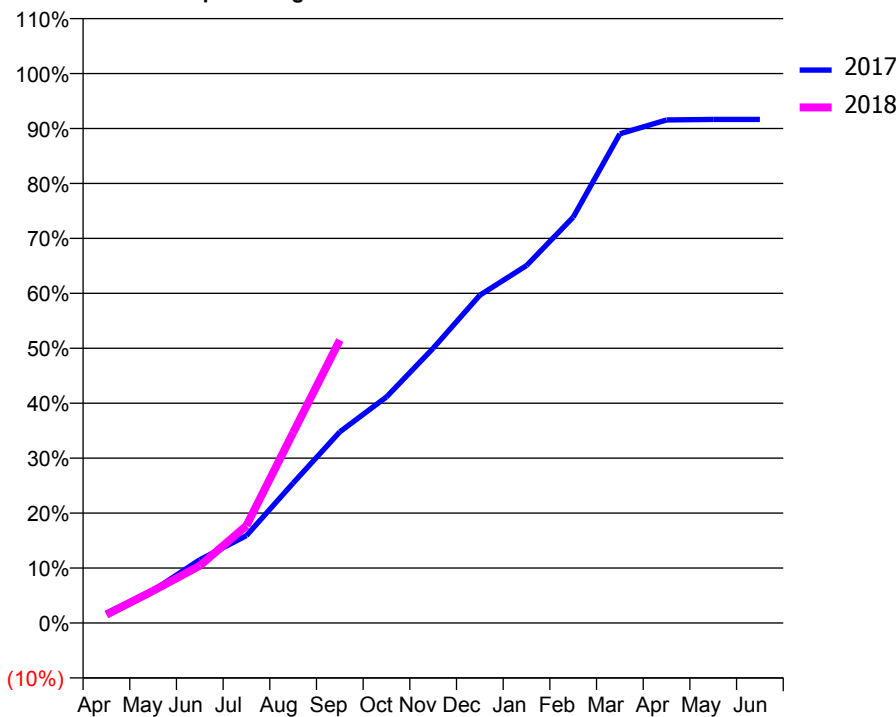
ACCESS*

Patients seen in 24 months	Total	Change since previous quarter
Quarter ending September 2016	1,082	
Quarter ending December 2016	1,066	↓
Quarter ending March 2017	1,133	↑
Quarter ending June 2017	1,131	→
Quarter ending September 2017	1,367	↑
Variance since September 2016	26.3%	↑



ACTIVITY

Cumulative percentage of contracted UDA delivered 2017 & 2018



Month	Adjusted Scheduled Activity (UDA)	
	2017	2018
April	87	78
May	287	300
June	556	535
July	769	909
August	1,230	1,777
September	1,681	2,640
October	1,989	
November	2,417	
December	2,884	
January	3,144	
February	3,570	
March	4,303	
April	4,425	
May	4,429	
June	4,429	

QUALITY

	Quantity	Base Number	Contract	AT	Region	England
% of FP17s for the same patient ID Re-attending within 3 months - Children	3	312	1.0%	10.9%	12.8%	11.9%
% of FP17s for the same patient ID Re-attending within 3 months - Adults	31	460	6.7%	14.9%	16.5%	15.9%
% of FP17s for the same patient ID Re-attending between 3 & 9 months - Children	73	312	23.4%	61.0%	59.7%	58.1%
% of FP17s for the same patient ID Re-attending between 3 & 9 months - Adults	91	460	19.8%	54.9%	53.0%	50.6%
% of FP17s for Band 1 Urgent Courses	1	743	0.1%	8.6%	9.2%	9.1%
% of FP17s Relating to Free Repair or Replacements	0	743	0.0%	0.9%	1.0%	0.8%
% of FP17s Relating to Continuations	0	743	0.0%	1.2%	1.2%	1.1%
% of Patients satisfied with the dentistry they have received	1	1	N/A	91.4%	91.6%	91.4%
% of Patients satisfied with the time they had to wait for an appointment	0	1	N/A	87.5%	88.1%	87.7%

* This is based on patients treated on this contract for their most recent course of treatment. Figures in italics indicate the base number of FP17s or Patient Questionnaire responses are less than 100. N/A is shown where the base number of responses is less than 10 during the period. % is calculated as Quantity/Base number*100

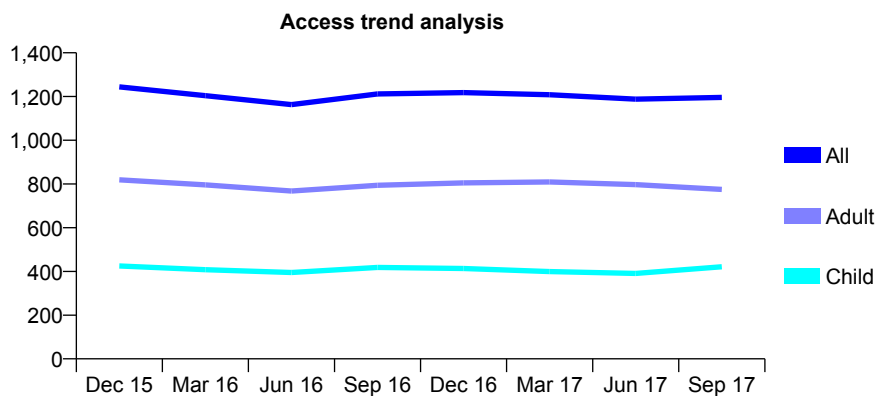
Q52 - Vital Signs At a Glance Contract Report for 623520/0002 - September 2017

Name or company name	MR GS CHANA
Contract type name	GDS Contract
Purpose of contract	General
Contract start date	01/04/2006
Contract end date	

17/18 Contracted general activity (UDA)	4,150
Carry forward general activity (UDA)	0
17/18 Contracted orthodontic activity (UOA)	0
Carry forward orthodontic activity (UOA)	0
Baseline contract value	£124,521.68

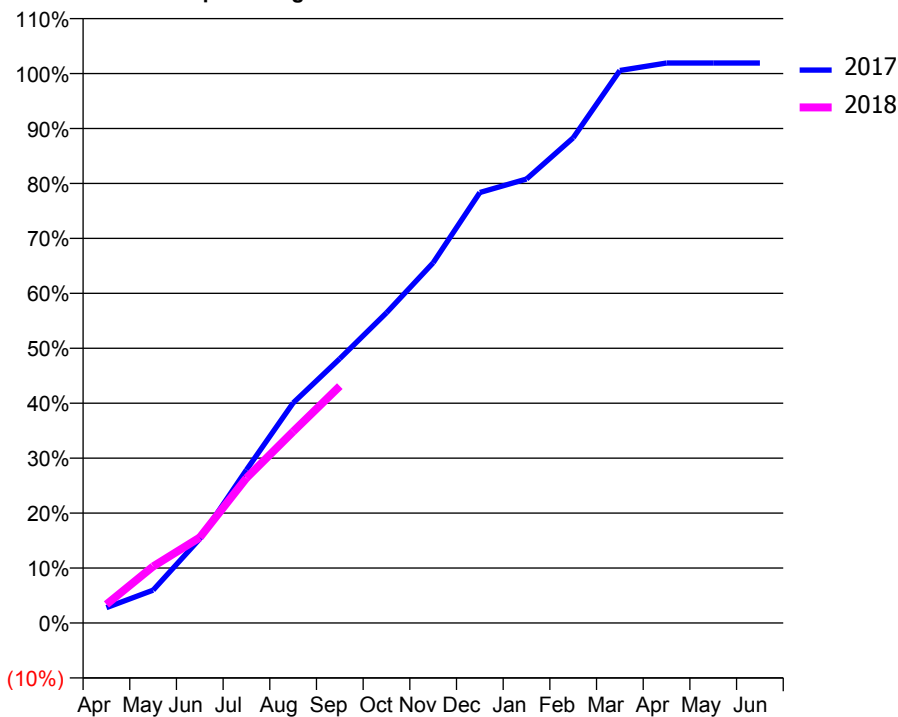
ACCESS*

Patients seen in 24 months	Total	Change since previous quarter
Quarter ending September 2016	1,212	
Quarter ending December 2016	1,218	→
Quarter ending March 2017	1,208	→
Quarter ending June 2017	1,188	↓
Quarter ending September 2017	1,196	→
Variance since September 2016	(1.3%)	↓



ACTIVITY

Cumulative percentage of contracted UDA delivered 2017 & 2018



Month	Adjusted Scheduled Activity (UDA)	
	2017	2018
April	116	140
May	248	428
June	636	646
July	1,156	1,095
August	1,662	1,446
September	1,996	1,789
October	2,343	
November	2,720	
December	3,251	
January	3,353	
February	3,664	
March	4,172	
April	4,229	
May	4,229	
June	4,229	

QUALITY

	Quantity	Base Number	Contract	AT	Region	England
% of FP17s for the same patient ID Re-attending within 3 months - Children	2	182	1.1%	10.9%	12.8%	11.9%
% of FP17s for the same patient ID Re-attending within 3 months - Adults	10	264	3.8%	14.9%	16.5%	15.9%
% of FP17s for the same patient ID Re-attending between 3 & 9 months - Children	45	182	24.7%	61.0%	59.7%	58.1%
% of FP17s for the same patient ID Re-attending between 3 & 9 months - Adults	64	264	24.2%	54.9%	53.0%	50.6%
% of FP17s for Band 1 Urgent Courses	0	433	0.0%	8.6%	9.2%	9.1%
% of FP17s Relating to Free Repair or Replacements	0	433	0.0%	0.9%	1.0%	0.8%
% of FP17s Relating to Continuations	0	433	0.0%	1.2%	1.2%	1.1%
% of Patients satisfied with the dentistry they have received	2	2	N/A	91.4%	91.6%	91.4%
% of Patients satisfied with the time they had to wait for an appointment	2	2	N/A	87.5%	88.1%	87.7%

* This is based on patients treated on this contract for their most recent course of treatment. Figures in italics indicate the base number of FP17s or Patient Questionnaire responses are less than 100. N/A is shown where the base number of responses is less than 10 during the period. % is calculated as Quantity/Base number*100

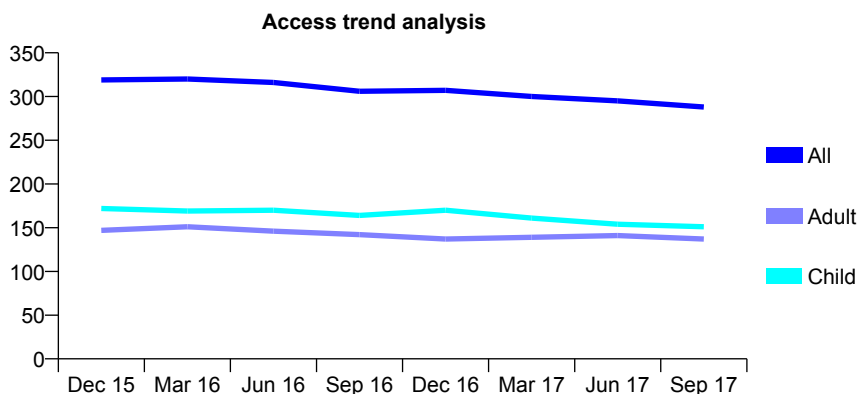
Q52 - Vital Signs At a Glance Contract Report for 631191/0001 - September 2017

Name or company name	MRS MJ MILLINGTON-SMITH
Contract type name	GDS Contract
Purpose of contract	General
Contract start date	01/04/2006
Contract end date	

17/18 Contracted general activity (UDA)	850
Carry forward general activity (UDA)	0
17/18 Contracted orthodontic activity (UOA)	0
Carry forward orthodontic activity (UOA)	0
Baseline contract value	£26,513.55

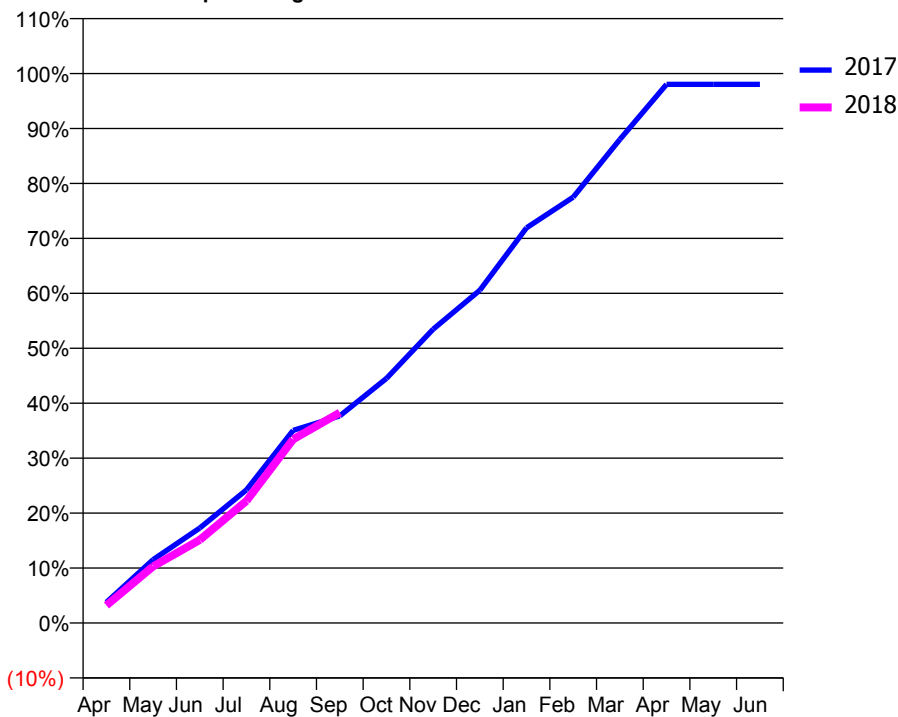
ACCESS*

Patients seen in 24 months	Total	Change since previous quarter
Quarter ending September 2016	306	
Quarter ending December 2016	307	→
Quarter ending March 2017	300	↓
Quarter ending June 2017	295	↓
Quarter ending September 2017	288	↓
Variance since September 2016	(5.9%)	↓



ACTIVITY

Cumulative percentage of contracted UDA delivered 2017 & 2018



Adjusted Scheduled Activity (UDA)

Month	2017	2018
April	32	27
May	98	88
June	147	129
July	206	189
August	298	284
September	320	325
October	378	
November	455	
December	515	
January	611	
February	659	
March	748	
April	833	
May	833	
June	833	

QUALITY

	Quantity	Base Number	Contract	AT	Region	England
% of FP17s for the same patient ID Re-attending within 3 months - Children	8	142	5.6%	10.9%	12.8%	11.9%
% of FP17s for the same patient ID Re-attending within 3 months - Adults	14	98	14.3%	14.9%	16.5%	15.9%
% of FP17s for the same patient ID Re-attending between 3 & 9 months - Children	109	142	76.8%	61.0%	59.7%	58.1%
% of FP17s for the same patient ID Re-attending between 3 & 9 months - Adults	58	98	59.2%	54.9%	53.0%	50.6%
% of FP17s for Band 1 Urgent Courses	7	213	3.3%	8.6%	9.2%	9.1%
% of FP17s Relating to Free Repair or Replacements	0	213	0.0%	0.9%	1.0%	0.8%
% of FP17s Relating to Continuations	1	213	0.5%	1.2%	1.2%	1.1%
% of Patients satisfied with the dentistry they have received	0	0	N/A	91.4%	91.6%	91.4%
% of Patients satisfied with the time they had to wait for an appointment	0	0	N/A	87.5%	88.1%	87.7%

* This is based on patients treated on this contract for their most recent course of treatment. Figures in italics indicate the base number of FP17s or Patient Questionnaire responses are less than 100. N/A is shown where the base number of responses is less than 10 during the period. % is calculated as Quantity/Base number*100

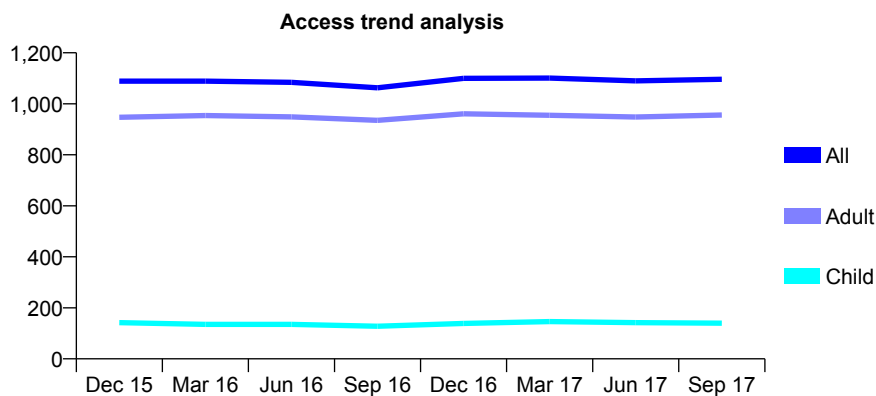
Q52 - Vital Signs At a Glance Contract Report for 631507/0001 - September 2017

Name or company name	MR JC RAYNER
Contract type name	GDS Contract
Purpose of contract	General
Contract start date	01/04/2006
Contract end date	

17/18 Contracted general activity (UDA)	2,718
Carry forward general activity (UDA)	0
17/18 Contracted orthodontic activity (UOA)	0
Carry forward orthodontic activity (UOA)	0
Baseline contract value	£54,248.45

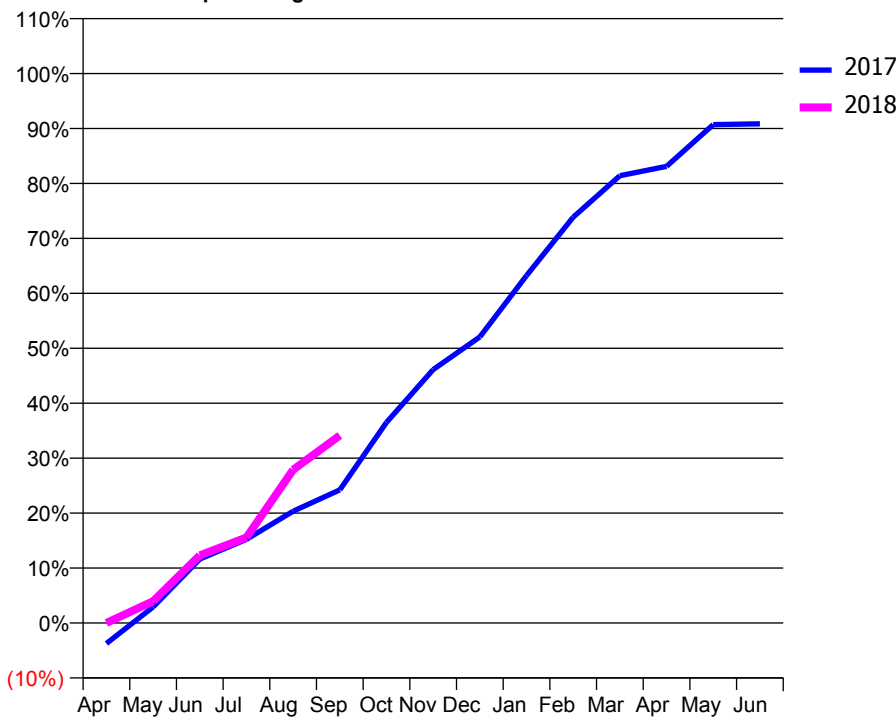
ACCESS*

Patients seen in 24 months	Total	Change since previous quarter
Quarter ending September 2016	1,063	
Quarter ending December 2016	1,100	↑
Quarter ending March 2017	1,101	→
Quarter ending June 2017	1,090	→
Quarter ending September 2017	1,096	→
Variance since September 2016	3.1%	↑



ACTIVITY

Cumulative percentage of contracted UDA delivered 2017 & 2018



Month	Adjusted Scheduled Activity (UDA)	
	2017	2018
April	-102	0
May	79	108
June	316	335
July	414	423
August	553	758
September	659	928
October	992	
November	1,254	
December	1,415	
January	1,719	
February	2,007	
March	2,212	
April	2,259	
May	2,465	
June	2,469	

QUALITY

	Quantity	Base Number	Contract	AT	Region	England
% of FP17s for the same patient ID Re-attending within 3 months - Children	1	81	1.2%	10.9%	12.8%	11.9%
% of FP17s for the same patient ID Re-attending within 3 months - Adults	66	505	13.1%	14.9%	16.5%	15.9%
% of FP17s for the same patient ID Re-attending between 3 & 9 months - Children	50	81	61.7%	61.0%	59.7%	58.1%
% of FP17s for the same patient ID Re-attending between 3 & 9 months - Adults	201	505	39.8%	54.9%	53.0%	50.6%
% of FP17s for Band 1 Urgent Courses	40	474	8.4%	8.6%	9.2%	9.1%
% of FP17s Relating to Free Repair or Replacements	0	474	0.0%	0.9%	1.0%	0.8%
% of FP17s Relating to Continuations	7	474	1.5%	1.2%	1.2%	1.1%
% of Patients satisfied with the dentistry they have received	1	1	N/A	91.4%	91.6%	91.4%
% of Patients satisfied with the time they had to wait for an appointment	1	1	N/A	87.5%	88.1%	87.7%

* This is based on patients treated on this contract for their most recent course of treatment. Figures in italics indicate the base number of FP17s or Patient Questionnaire responses are less than 100. N/A is shown where the base number of responses is less than 10 during the period. % is calculated as Quantity/Base number*100

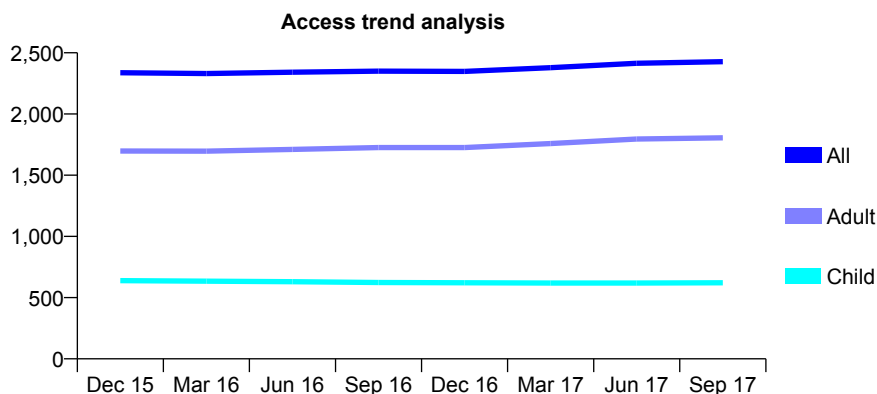
Q52 - Vital Signs At a Glance Contract Report for 632643/0001 - September 2017

Name or company name	MR PA BRIDGE
Contract type name	GDS Contract
Purpose of contract	General
Contract start date	01/04/2006
Contract end date	

17/18 Contracted general activity (UDA)	9,046
Carry forward general activity (UDA)	0
17/18 Contracted orthodontic activity (UOA)	0
Carry forward orthodontic activity (UOA)	0
Baseline contract value	£235,337.84

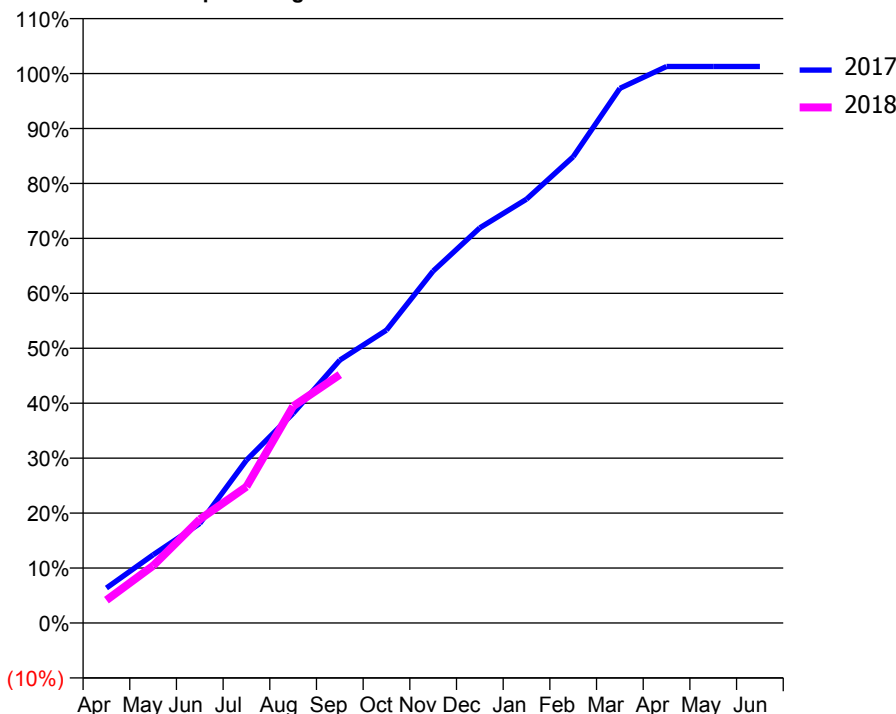
ACCESS*

Patients seen in 24 months	Total	Change since previous quarter
Quarter ending September 2016	2,350	
Quarter ending December 2016	2,348	→
Quarter ending March 2017	2,378	→
Quarter ending June 2017	2,415	→
Quarter ending September 2017	2,428	→
Variance since September 2016	3.3%	↑



ACTIVITY

Cumulative percentage of contracted UDA delivered 2017 & 2018



Adjusted Scheduled Activity (UDA)

Month	2017	2018
April	577	377
May	1,124	944
June	1,639	1,707
July	2,682	2,244
August	3,453	3,569
September	4,328	4,089
October	4,823	
November	5,794	
December	6,505	
January	6,977	
February	7,676	
March	8,802	
April	9,162	
May	9,162	
June	9,162	

QUALITY

	Quantity	Base Number	Contract	AT	Region	England
% of FP17s for the same patient ID Re-attending within 3 months - Children	44	537	8.2%	10.9%	12.8%	11.9%
% of FP17s for the same patient ID Re-attending within 3 months - Adults	372	1,728	21.5%	14.9%	16.5%	15.9%
% of FP17s for the same patient ID Re-attending between 3 & 9 months - Children	405	537	75.4%	61.0%	59.7%	58.1%
% of FP17s for the same patient ID Re-attending between 3 & 9 months - Adults	1,105	1,728	63.9%	54.9%	53.0%	50.6%
% of FP17s for Band 1 Urgent Courses	128	2,100	6.1%	8.6%	9.2%	9.1%
% of FP17s Relating to Free Repair or Replacements	15	2,100	0.7%	0.9%	1.0%	0.8%
% of FP17s Relating to Continuations	66	2,100	3.1%	1.2%	1.2%	1.1%
% of Patients satisfied with the dentistry they have received	7	8	N/A	91.4%	91.6%	91.4%
% of Patients satisfied with the time they had to wait for an appointment	8	8	N/A	87.5%	88.1%	87.7%

* This is based on patients treated on this contract for their most recent course of treatment. Figures in italics indicate the base number of FP17s or Patient Questionnaire responses are less than 100. N/A is shown where the base number of responses is less than 10 during the period. % is calculated as Quantity/Base number*100

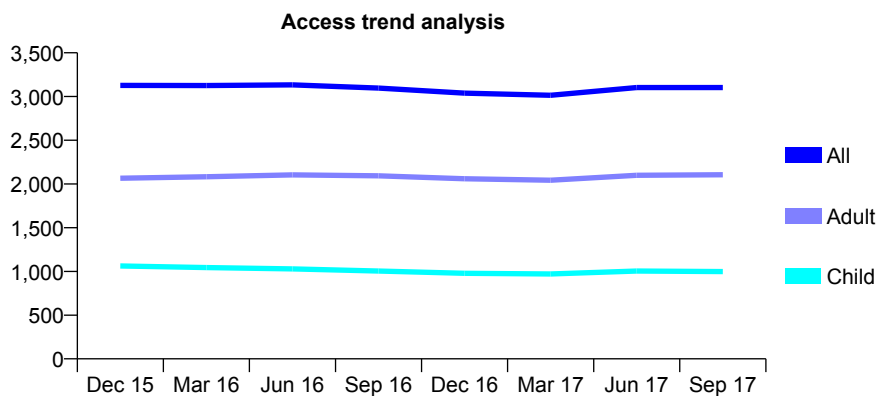
Q52 - Vital Signs At a Glance Contract Report for 643637/0001 - September 2017

Name or company name	MR A VANIA
Contract type name	GDS Contract
Purpose of contract	General
Contract start date	01/04/2006
Contract end date	

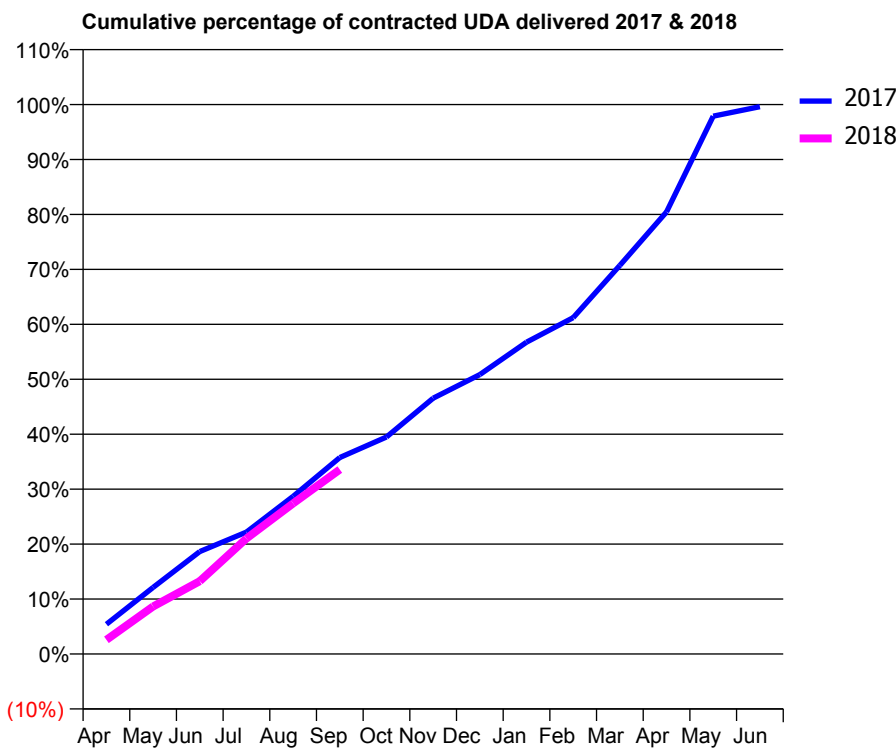
17/18 Contracted general activity (UDA)	11,273
Carry forward general activity (UDA)	0
17/18 Contracted orthodontic activity (UOA)	0
Carry forward orthodontic activity (UOA)	0
Baseline contract value	£350,805.84

ACCESS*

Patients seen in 24 months	Total	Change since previous quarter
Quarter ending September 2016	3,097	
Quarter ending December 2016	3,038	↓
Quarter ending March 2017	3,014	→
Quarter ending June 2017	3,103	↑
Quarter ending September 2017	3,103	→
Variance since September 2016	0.2%	→



ACTIVITY



Month	Adjusted Scheduled Activity (UDA)	
	2017	2018
April	599	293
May	1,336	977
June	2,054	1,496
July	2,444	2,369
August	3,161	3,090
September	3,939	3,784
October	4,351	
November	5,130	
December	5,602	
January	6,252	
February	6,744	
March	7,791	
April	8,864	
May	10,783	
June	10,974	

QUALITY

	Quantity	Base Number	Contract	AT	Region	England
% of FP17s for the same patient ID Re-attending within 3 months - Children	203	1,420	14.3%	10.9%	12.8%	11.9%
% of FP17s for the same patient ID Re-attending within 3 months - Adults	370	2,107	17.6%	14.9%	16.5%	15.9%
% of FP17s for the same patient ID Re-attending between 3 & 9 months - Children	891	1,420	62.7%	61.0%	59.7%	58.1%
% of FP17s for the same patient ID Re-attending between 3 & 9 months - Adults	1,154	2,107	54.8%	54.9%	53.0%	50.6%
% of FP17s for Band 1 Urgent Courses	277	2,150	12.9%	8.6%	9.2%	9.1%
% of FP17s Relating to Free Repair or Replacements	27	2,150	1.3%	0.9%	1.0%	0.8%
% of FP17s Relating to Continuations	27	2,150	1.3%	1.2%	1.2%	1.1%
% of Patients satisfied with the dentistry they have received	8	9	N/A	91.4%	91.6%	91.4%
% of Patients satisfied with the time they had to wait for an appointment	8	9	N/A	87.5%	88.1%	87.7%

* This is based on patients treated on this contract for their most recent course of treatment. Figures in italics indicate the base number of FP17s or Patient Questionnaire responses are less than 100. N/A is shown where the base number of responses is less than 10 during the period. % is calculated as Quantity/Base number*100

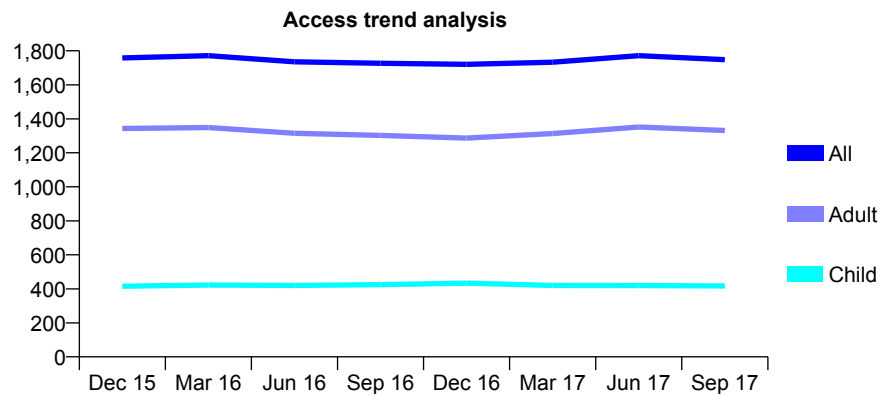
Q52 - Vital Signs At a Glance Contract Report for 650889/0001 - September 2017

Name or company name	MR SO ODAI
Contract type name	GDS Contract
Purpose of contract	General
Contract start date	01/04/2006
Contract end date	

17/18 Contracted general activity (UDA)	4,672
Carry forward general activity (UDA)	0
17/18 Contracted orthodontic activity (UOA)	0
Carry forward orthodontic activity (UOA)	0
Baseline contract value	£128,827.47

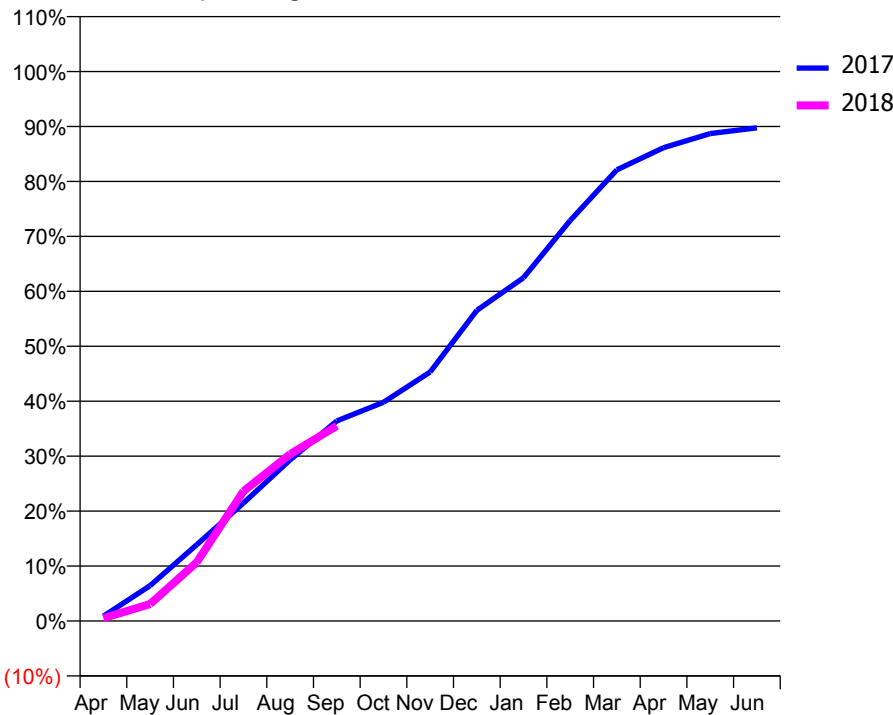
ACCESS*

Patients seen in 24 months	Total	Change since previous quarter
Quarter ending September 2016	1,727	
Quarter ending December 2016	1,720	→
Quarter ending March 2017	1,733	→
Quarter ending June 2017	1,771	↑
Quarter ending September 2017	1,748	↓
Variance since September 2016	1.2%	→



ACTIVITY

Cumulative percentage of contracted UDA delivered 2017 & 2018



Month	Adjusted Scheduled Activity (UDA)	
	2017	2018
April	44	24
May	318	144
June	685	499
July	1,057	1,104
August	1,446	1,419
September	1,795	1,659
October	1,962	
November	2,233	
December	2,785	
January	3,079	
February	3,591	
March	4,046	
April	4,245	
May	4,372	
June	4,423	

QUALITY

	Quantity	Base Number	Contract	AT	Region	England
% of FP17s for the same patient ID Re-attending within 3 months - Children	17	220	7.7%	10.9%	12.8%	11.9%
% of FP17s for the same patient ID Re-attending within 3 months - Adults	117	873	13.4%	14.9%	16.5%	15.9%
% of FP17s for the same patient ID Re-attending between 3 & 9 months - Children	104	220	47.3%	61.0%	59.7%	58.1%
% of FP17s for the same patient ID Re-attending between 3 & 9 months - Adults	451	873	51.7%	54.9%	53.0%	50.6%
% of FP17s for Band 1 Urgent Courses	85	890	9.6%	8.6%	9.2%	9.1%
% of FP17s Relating to Free Repair or Replacements	6	890	0.7%	0.9%	1.0%	0.8%
% of FP17s Relating to Continuations	10	890	1.1%	1.2%	1.2%	1.1%
% of Patients satisfied with the dentistry they have received	3	3	N/A	91.4%	91.6%	91.4%
% of Patients satisfied with the time they had to wait for an appointment	3	3	N/A	87.5%	88.1%	87.7%

* This is based on patients treated on this contract for their most recent course of treatment. Figures in italics indicate the base number of FP17s or Patient Questionnaire responses are less than 100. N/A is shown where the base number of responses is less than 10 during the period. % is calculated as Quantity/Base number*100

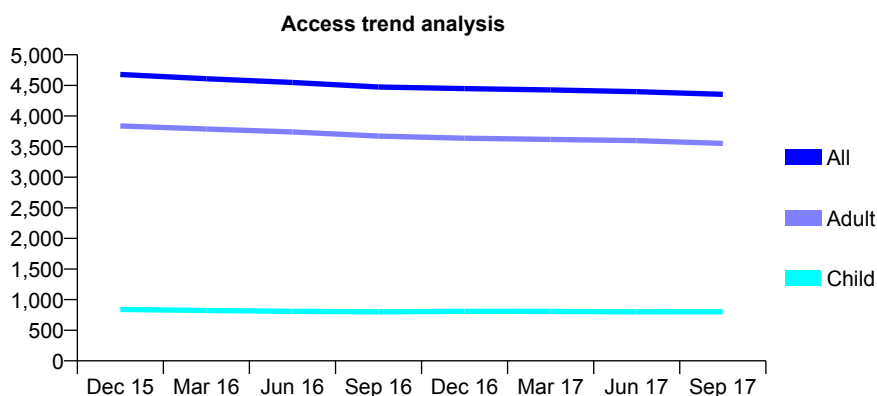
Q52 - Vital Signs At a Glance Contract Report for 650986/0001 - September 2017

Name or company name	MISS JE COTTERILL
Contract type name	GDS Contract
Purpose of contract	General
Contract start date	01/04/2006
Contract end date	

17/18 Contracted general activity (UDA)	12,927
Carry forward general activity (UDA)	0
17/18 Contracted orthodontic activity (UOA)	0
Carry forward orthodontic activity (UOA)	0
Baseline contract value	£318,103.71

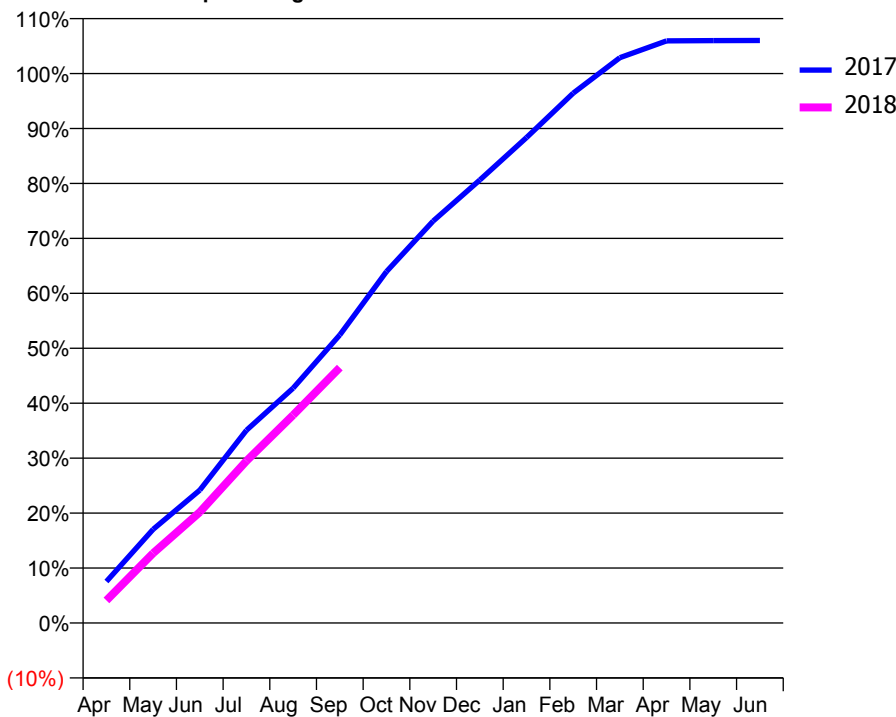
ACCESS*

Patients seen in 24 months	Total	Change since previous quarter
Quarter ending September 2016	4,474	
Quarter ending December 2016	4,448	→
Quarter ending March 2017	4,425	→
Quarter ending June 2017	4,397	→
Quarter ending September 2017	4,354	→
Variance since September 2016	(2.7%)	↓



ACTIVITY

Cumulative percentage of contracted UDA delivered 2017 & 2018



Adjusted Scheduled Activity (UDA)

Month	2017	2018
April	977	532
May	2,205	1,642
June	3,126	2,607
July	4,536	3,813
August	5,525	4,893
September	6,777	6,010
October	8,268	
November	9,457	
December	10,423	
January	11,420	
February	12,464	
March	13,298	
April	13,694	
May	13,700	
June	13,703	

QUALITY

	Quantity	Base Number	Contract	AT	Region	England
% of FP17s for the same patient ID Re-attending within 3 months - Children	52	742	7.0%	10.9%	12.8%	11.9%
% of FP17s for the same patient ID Re-attending within 3 months - Adults	385	2,964	13.0%	14.9%	16.5%	15.9%
% of FP17s for the same patient ID Re-attending between 3 & 9 months - Children	526	742	70.9%	61.0%	59.7%	58.1%
% of FP17s for the same patient ID Re-attending between 3 & 9 months - Adults	2,074	2,964	70.0%	54.9%	53.0%	50.6%
% of FP17s for Band 1 Urgent Courses	202	3,434	5.9%	8.6%	9.2%	9.1%
% of FP17s Relating to Free Repair or Replacements	47	3,434	1.4%	0.9%	1.0%	0.8%
% of FP17s Relating to Continuations	22	3,434	0.6%	1.2%	1.2%	1.1%
% of Patients satisfied with the dentistry they have received	13	14	92.9%	91.4%	91.6%	91.4%
% of Patients satisfied with the time they had to wait for an appointment	14	14	100.0%	87.5%	88.1%	87.7%

* This is based on patients treated on this contract for their most recent course of treatment. Figures in italics indicate the base number of FP17s or Patient Questionnaire responses are less than 100. N/A is shown where the base number of responses is less than 10 during the period. % is calculated as Quantity/Base number*100

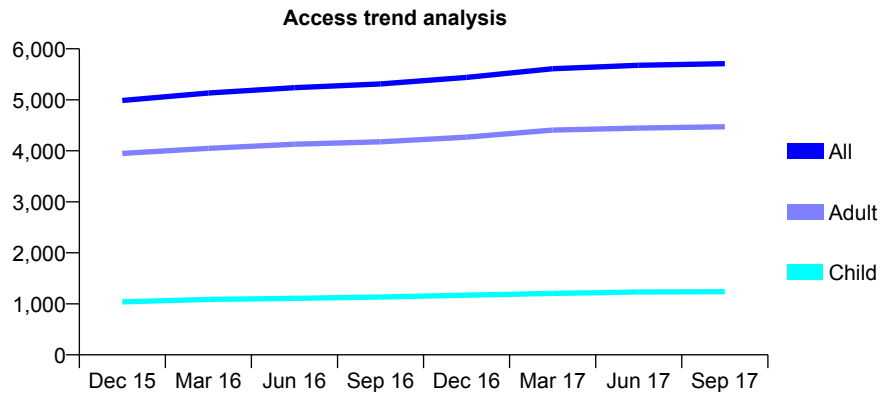
Q52 - Vital Signs At a Glance Contract Report for 658049/0001 - September 2017

Name or company name	MISS KM HAYES-SINCLAIR
Contract type name	GDS Contract
Purpose of contract	General
Contract start date	01/12/2010
Contract end date	

17/18 Contracted general activity (UDA)	16,775
Carry forward general activity (UDA)	0
17/18 Contracted orthodontic activity (UOA)	0
Carry forward orthodontic activity (UOA)	0
Baseline contract value	£526,049.93

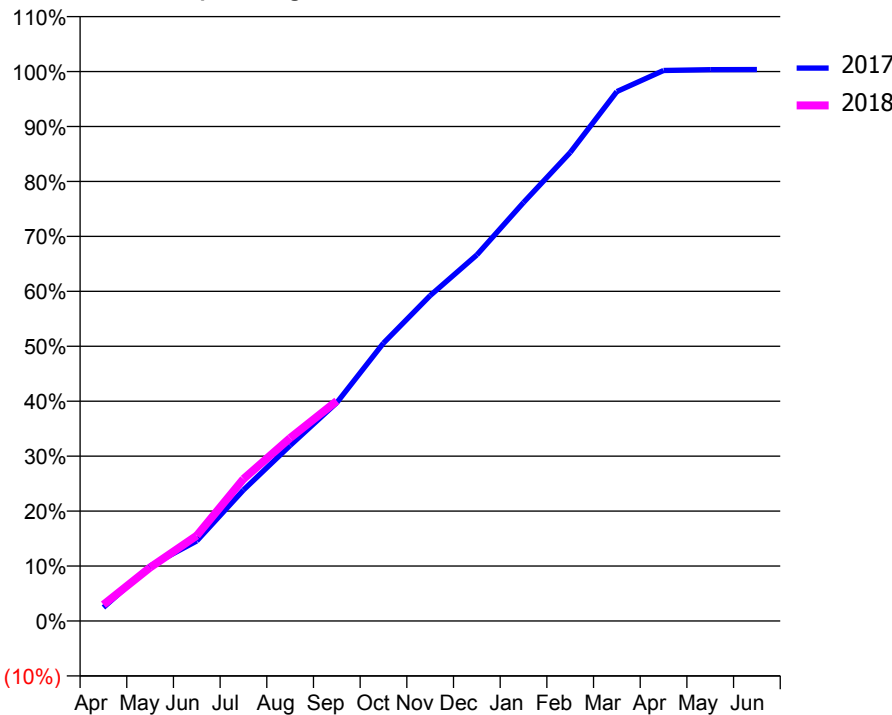
ACCESS*

Patients seen in 24 months	Total	Change since previous quarter
Quarter ending September 2016	5,310	
Quarter ending December 2016	5,439	↑
Quarter ending March 2017	5,609	↑
Quarter ending June 2017	5,678	→
Quarter ending September 2017	5,709	→
Variance since September 2016	7.5%	↑



ACTIVITY

Cumulative percentage of contracted UDA delivered 2017 & 2018



Month	Adjusted Scheduled Activity (UDA)	
	2017	2018
April	414	498
May	1,681	1,635
June	2,445	2,609
July	4,001	4,339
August	5,358	5,589
September	6,665	6,721
October	8,484	
November	9,933	
December	11,175	
January	12,775	
February	14,302	
March	16,163	
April	16,808	
May	16,829	
June	16,835	

QUALITY

	Quantity	Base Number	Contract	AT	Region	England
% of FP17s for the same patient ID Re-attending within 3 months - Children	105	1,024	10.3%	10.9%	12.8%	11.9%
% of FP17s for the same patient ID Re-attending within 3 months - Adults	547	2,619	20.9%	14.9%	16.5%	15.9%
% of FP17s for the same patient ID Re-attending between 3 & 9 months - Children	666	1,024	65.0%	61.0%	59.7%	58.1%
% of FP17s for the same patient ID Re-attending between 3 & 9 months - Adults	680	2,619	26.0%	54.9%	53.0%	50.6%
% of FP17s for Band 1 Urgent Courses	229	3,365	6.8%	8.6%	9.2%	9.1%
% of FP17s Relating to Free Repair or Replacements	48	3,365	1.4%	0.9%	1.0%	0.8%
% of FP17s Relating to Continuations	167	3,365	5.0%	1.2%	1.2%	1.1%
% of Patients satisfied with the dentistry they have received	14	15	93.3%	91.4%	91.6%	91.4%
% of Patients satisfied with the time they had to wait for an appointment	13	15	86.7%	87.5%	88.1%	87.7%

* This is based on patients treated on this contract for their most recent course of treatment. Figures in italics indicate the base number of FP17s or Patient Questionnaire responses are less than 100. N/A is shown where the base number of responses is less than 10 during the period. % is calculated as Quantity/Base number*100

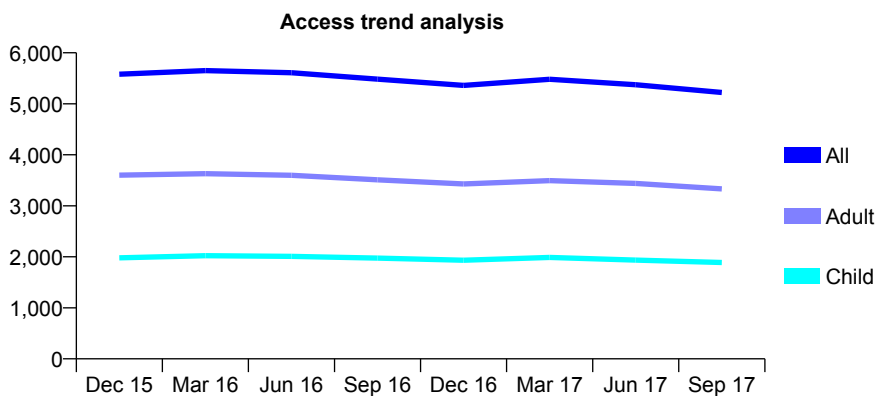
Q52 - Vital Signs At a Glance Contract Report for 658308/0002 - September 2017

Name or company name	Perfect Smile Clinic (UK) Ltd
Contract type name	GDS Contract
Purpose of contract	General
Contract start date	01/11/2009
Contract end date	

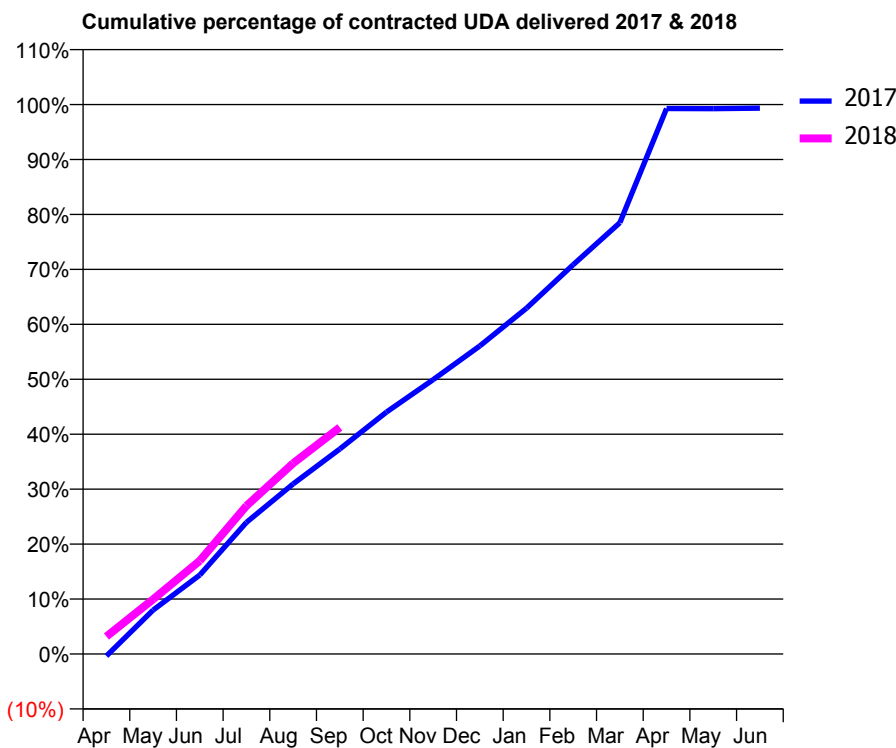
17/18 Contracted general activity (UDA)	15,500
Carry forward general activity (UDA)	0
17/18 Contracted orthodontic activity (UOA)	0
Carry forward orthodontic activity (UOA)	0
Baseline contract value	£387,873.68

ACCESS*

Patients seen in 24 months	Total	Change since previous quarter
Quarter ending September 2016	5,484	
Quarter ending December 2016	5,361	↓
Quarter ending March 2017	5,482	↑
Quarter ending June 2017	5,374	↓
Quarter ending September 2017	5,222	↓
Variance since September 2016	(4.8%)	↓



ACTIVITY



Month	Adjusted Scheduled Activity (UDA)	
	2017	2018
April	-57	494
May	1,239	1,545
June	2,229	2,633
July	3,713	4,183
August	4,797	5,379
September	5,782	6,394
October	6,827	
November	7,738	
December	8,690	
January	9,756	
February	10,980	
March	12,164	
April	15,384	
May	15,383	
June	15,398	

QUALITY

	Quantity	Base Number	Contract	AT	Region	England
% of FP17s for the same patient ID Re-attending within 3 months - Children	252	2,165	11.6%	10.9%	12.8%	11.9%
% of FP17s for the same patient ID Re-attending within 3 months - Adults	656	3,487	18.8%	14.9%	16.5%	15.9%
% of FP17s for the same patient ID Re-attending between 3 & 9 months - Children	1,467	2,165	67.8%	61.0%	59.7%	58.1%
% of FP17s for the same patient ID Re-attending between 3 & 9 months - Adults	2,130	3,487	61.1%	54.9%	53.0%	50.6%
% of FP17s for Band 1 Urgent Courses	294	3,496	8.4%	8.6%	9.2%	9.1%
% of FP17s Relating to Free Repair or Replacements	36	3,496	1.0%	0.9%	1.0%	0.8%
% of FP17s Relating to Continuations	25	3,496	0.7%	1.2%	1.2%	1.1%
% of Patients satisfied with the dentistry they have received	3	3	N/A	91.4%	91.6%	91.4%
% of Patients satisfied with the time they had to wait for an appointment	3	3	N/A	87.5%	88.1%	87.7%

* This is based on patients treated on this contract for their most recent course of treatment. Figures in italics indicate the base number of FP17s or Patient Questionnaire responses are less than 100. N/A is shown where the base number of responses is less than 10 during the period. % is calculated as Quantity/Base number*100

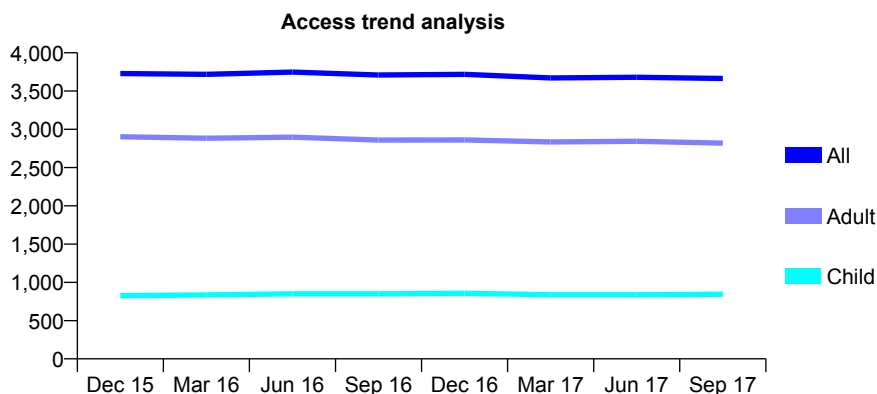
Q52 - Vital Signs At a Glance Contract Report for 659878/0001 - September 2017

Name or company name	Briggate Dental Practice
Contract type name	GDS Contract
Purpose of contract	General
Contract start date	01/04/2006
Contract end date	

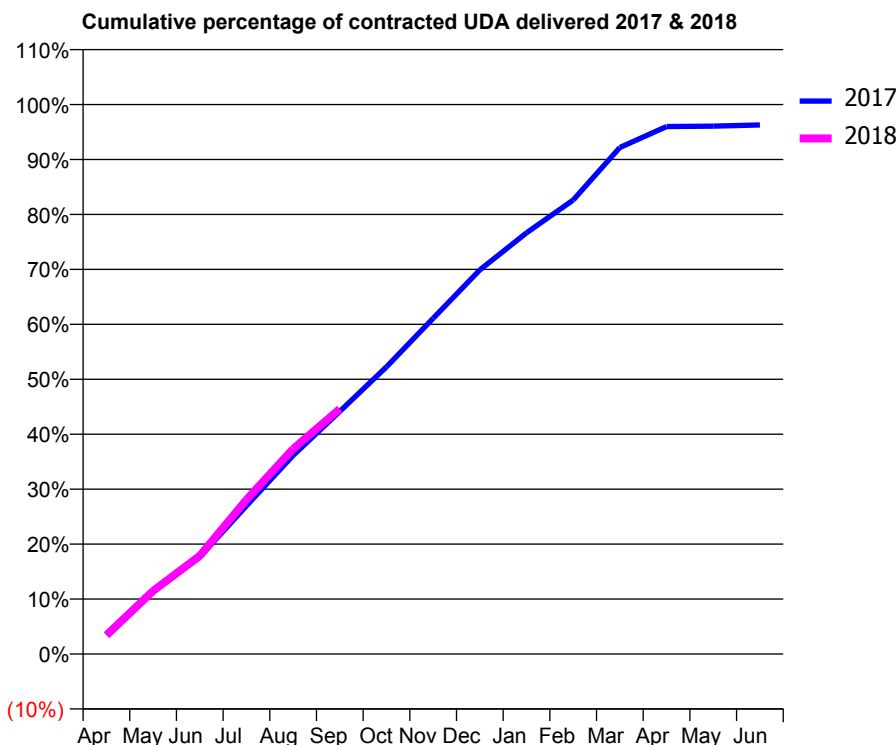
17/18 Contracted general activity (UDA)	15,984
Carry forward general activity (UDA)	0
17/18 Contracted orthodontic activity (UOA)	0
Carry forward orthodontic activity (UOA)	0
Baseline contract value	£398,066.49

ACCESS*

Patients seen in 24 months	Total	Change since previous quarter
Quarter ending September 2016	3,710	
Quarter ending December 2016	3,718	→
Quarter ending March 2017	3,672	↓
Quarter ending June 2017	3,681	→
Quarter ending September 2017	3,664	→
Variance since September 2016	(1.2%)	↓



ACTIVITY



Month	Adjusted Scheduled Activity (UDA)	
	2017	2018
April	595	547
May	1,832	1,836
June	2,821	2,858
July	4,312	4,488
August	5,777	5,968
September	7,057	7,133
October	8,354	
November	9,765	
December	11,172	
January	12,253	
February	13,204	
March	14,734	
April	15,343	
May	15,354	
June	15,390	

QUALITY

	Quantity	Base Number	Contract	AT	Region	England
% of FP17s for the same patient ID Re-attending within 3 months - Children	47	728	6.5%	10.9%	12.8%	11.9%
% of FP17s for the same patient ID Re-attending within 3 months - Adults	332	2,413	13.8%	14.9%	16.5%	15.9%
% of FP17s for the same patient ID Re-attending between 3 & 9 months - Children	440	728	60.4%	61.0%	59.7%	58.1%
% of FP17s for the same patient ID Re-attending between 3 & 9 months - Adults	1,533	2,413	63.5%	54.9%	53.0%	50.6%
% of FP17s for Band 1 Urgent Courses	48	2,936	1.6%	8.6%	9.2%	9.1%
% of FP17s Relating to Free Repair or Replacements	39	2,936	1.3%	0.9%	1.0%	0.8%
% of FP17s Relating to Continuations	104	2,936	3.5%	1.2%	1.2%	1.1%
% of Patients satisfied with the dentistry they have received	3	3	N/A	91.4%	91.6%	91.4%
% of Patients satisfied with the time they had to wait for an appointment	3	3	N/A	87.5%	88.1%	87.7%

* This is based on patients treated on this contract for their most recent course of treatment. Figures in italics indicate the base number of FP17s or Patient Questionnaire responses are less than 100. N/A is shown where the base number of responses is less than 10 during the period. % is calculated as Quantity/Base number*100

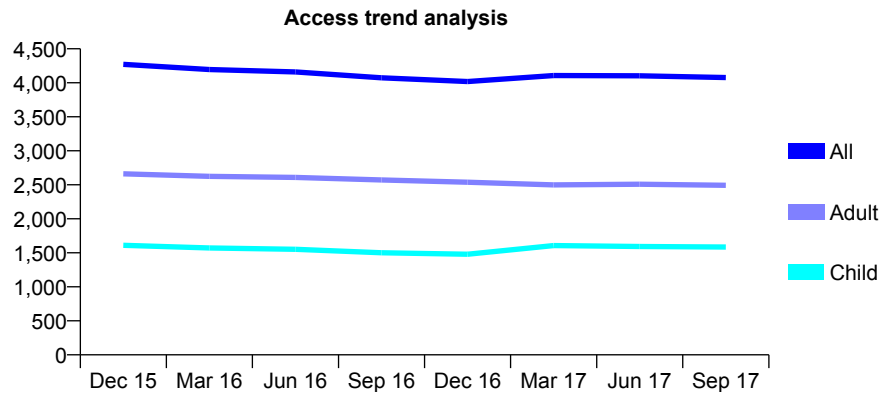
Q52 - Vital Signs At a Glance Contract Report for 673714/0001 - September 2017

Name or company name	MR NV O'DONOVAN
Contract type name	PDS Contract
Purpose of contract	General
Contract start date	01/11/2007
Contract end date	31/10/2017

17/18 Contracted general activity (UDA)	6,876
Carry forward general activity (UDA)	0
17/18 Contracted orthodontic activity (UOA)	0
Carry forward orthodontic activity (UOA)	0
Baseline contract value	£224,627.95

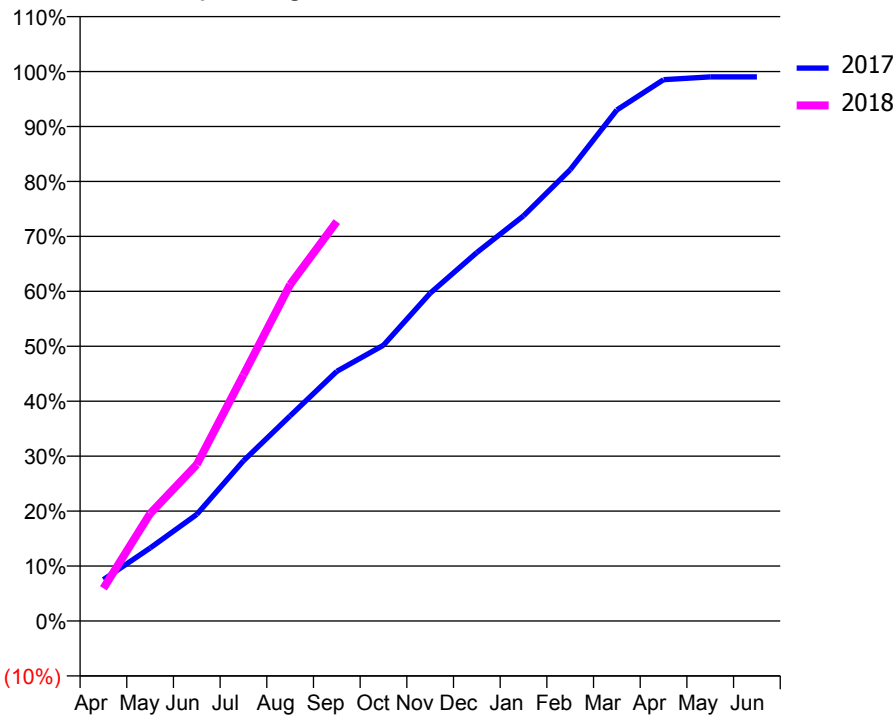
ACCESS*

Patients seen in 24 months	Total	Change since previous quarter
Quarter ending September 2016	4,073	
Quarter ending December 2016	4,018	↓
Quarter ending March 2017	4,106	↑
Quarter ending June 2017	4,102	→
Quarter ending September 2017	4,078	→
Variance since September 2016	0.1%	→



ACTIVITY

Cumulative percentage of contracted UDA delivered 2017 & 2018



Month	Adjusted Scheduled Activity (UDA)	
	2017	2018
April	888	410
May	1,566	1,344
June	2,286	1,958
July	3,436	3,080
August	4,400	4,211
September	5,357	4,999
October	5,916	
November	7,034	
December	7,904	
January	8,692	
February	9,681	
March	10,964	
April	11,613	
May	11,672	
June	11,671	

QUALITY

	Quantity	Base Number	Contract	AT	Region	England
% of FP17s for the same patient ID Re-attending within 3 months - Children	68	1,133	6.0%	10.9%	12.8%	11.9%
% of FP17s for the same patient ID Re-attending within 3 months - Adults	206	1,747	11.8%	14.9%	16.5%	15.9%
% of FP17s for the same patient ID Re-attending between 3 & 9 months - Children	616	1,133	54.4%	61.0%	59.7%	58.1%
% of FP17s for the same patient ID Re-attending between 3 & 9 months - Adults	974	1,747	55.8%	54.9%	53.0%	50.6%
% of FP17s for Band 1 Urgent Courses	115	2,570	4.5%	8.6%	9.2%	9.1%
% of FP17s Relating to Free Repair or Replacements	6	2,570	0.2%	0.9%	1.0%	0.8%
% of FP17s Relating to Continuations	60	2,570	2.3%	1.2%	1.2%	1.1%
% of Patients satisfied with the dentistry they have received	5	5	N/A	91.4%	91.6%	91.4%
% of Patients satisfied with the time they had to wait for an appointment	3	5	N/A	87.5%	88.1%	87.7%

* This is based on patients treated on this contract for their most recent course of treatment. Figures in italics indicate the base number of FP17s or Patient Questionnaire responses are less than 100. N/A is shown where the base number of responses is less than 10 during the period. % is calculated as Quantity/Base number*100

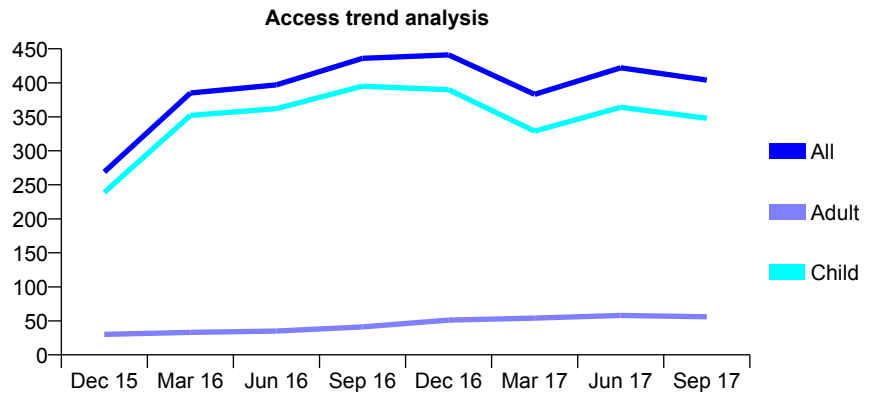
Q52 - Vital Signs At a Glance Contract Report for 673854/0001 - September 2017

Name or company name	MR MR PARROTT
Contract type name	GDS Contract
Purpose of contract	General
Contract start date	01/04/2006
Contract end date	

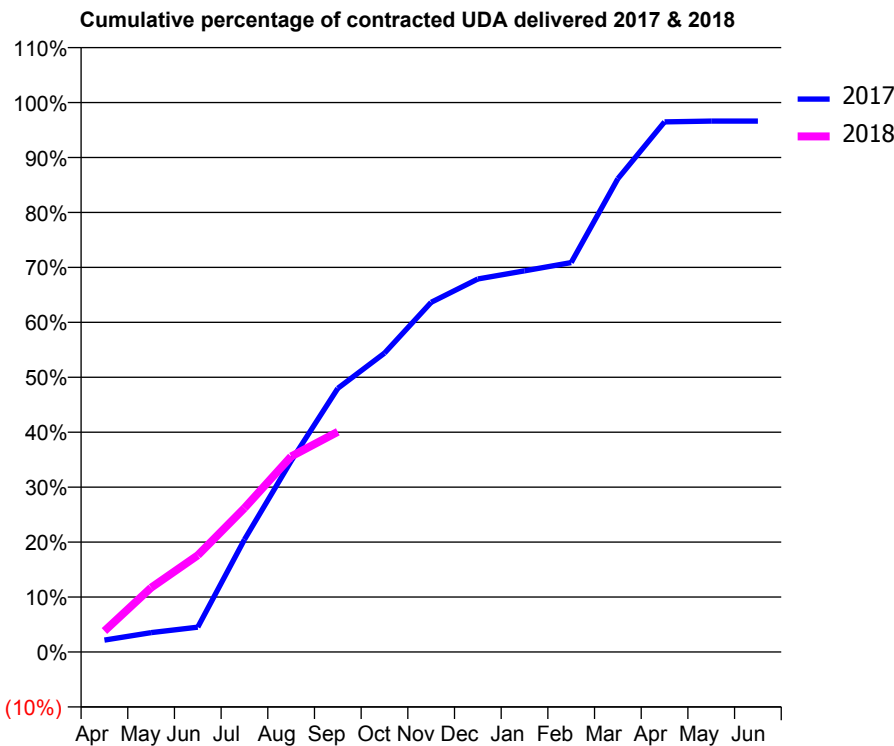
17/18 Contracted general activity (UDA)	734
Carry forward general activity (UDA)	0
17/18 Contracted orthodontic activity (UOA)	0
Carry forward orthodontic activity (UOA)	0
Baseline contract value	£17,831.14

ACCESS*

Patients seen in 24 months	Total	Change since previous quarter
Quarter ending September 2016	436	
Quarter ending December 2016	441	→
Quarter ending March 2017	383	↓
Quarter ending June 2017	422	↑
Quarter ending September 2017	404	↓
Variance since September 2016	(7.3%)	↓



ACTIVITY



Month	Adjusted Scheduled Activity (UDA)	
	2017	2018
April	16	28
May	26	86
June	33	129
July	150	192
August	255	261
September	352	294
October	399	
November	467	
December	498	
January	509	
February	520	
March	632	
April	708	
May	709	
June	709	

QUALITY

	Quantity	Base Number	Contract	AT	Region	England
% of FP17s for the same patient ID Re-attending within 3 months - Children	13	308	4.2%	10.9%	12.8%	11.9%
% of FP17s for the same patient ID Re-attending within 3 months - Adults	0	4	0.0%	14.9%	16.5%	15.9%
% of FP17s for the same patient ID Re-attending between 3 & 9 months - Children	151	308	49.0%	61.0%	59.7%	58.1%
% of FP17s for the same patient ID Re-attending between 3 & 9 months - Adults	4	4	100.0%	54.9%	53.0%	50.6%
% of FP17s for Band 1 Urgent Courses	1	249	0.4%	8.6%	9.2%	9.1%
% of FP17s Relating to Free Repair or Replacements	0	249	0.0%	0.9%	1.0%	0.8%
% of FP17s Relating to Continuations	0	249	0.0%	1.2%	1.2%	1.1%
% of Patients satisfied with the dentistry they have received	0	0	N/A	91.4%	91.6%	91.4%
% of Patients satisfied with the time they had to wait for an appointment	0	0	N/A	87.5%	88.1%	87.7%

* This is based on patients treated on this contract for their most recent course of treatment. Figures in italics indicate the base number of FP17s or Patient Questionnaire responses are less than 100. N/A is shown where the base number of responses is less than 10 during the period. % is calculated as Quantity/Base number*100

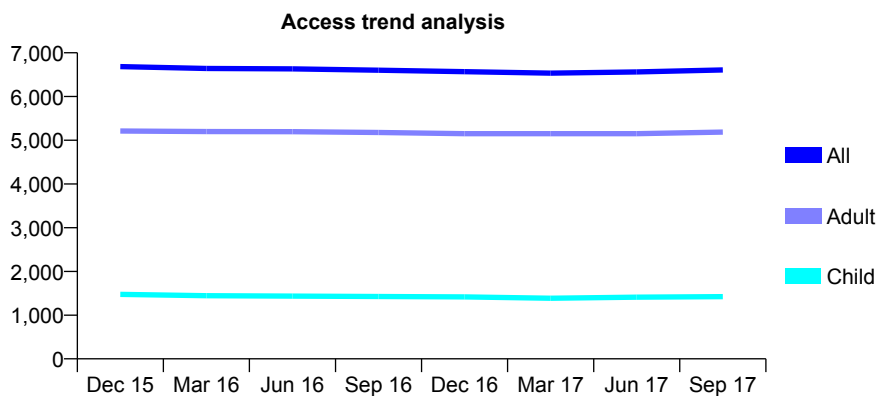
Q52 - Vital Signs At a Glance Contract Report for 674761/0001 - September 2017

Name or company name	MR M YOUNAS
Contract type name	GDS Contract
Purpose of contract	General
Contract start date	01/09/2011
Contract end date	

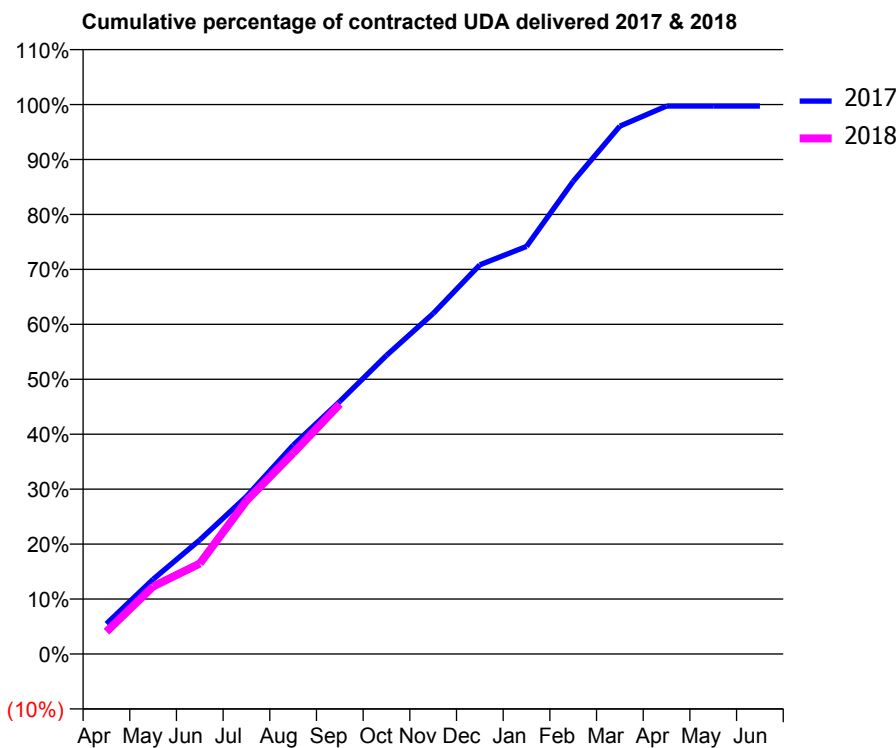
17/18 Contracted general activity (UDA)	20,390
Carry forward general activity (UDA)	0
17/18 Contracted orthodontic activity (UOA)	0
Carry forward orthodontic activity (UOA)	0
Baseline contract value	£589,517.08

ACCESS*

Patients seen in 24 months	Total	Change since previous quarter
Quarter ending September 2016	6,602	
Quarter ending December 2016	6,567	→
Quarter ending March 2017	6,536	→
Quarter ending June 2017	6,563	→
Quarter ending September 2017	6,609	→
Variance since September 2016	0.1%	→



ACTIVITY



Month	Adjusted Scheduled Activity (UDA)	
	2017	2018
April	1,120	829
May	2,774	2,505
June	4,233	3,356
July	5,844	5,686
August	7,744	7,453
September	9,373	9,277
October	11,080	
November	12,637	
December	14,439	
January	15,123	
February	17,540	
March	19,587	
April	20,333	
May	20,334	
June	20,334	

QUALITY

	Quantity	Base Number	Contract	AT	Region	England
% of FP17s for the same patient ID Re-attending within 3 months - Children	95	1,232	7.7%	10.9%	12.8%	11.9%
% of FP17s for the same patient ID Re-attending within 3 months - Adults	562	3,882	14.5%	14.9%	16.5%	15.9%
% of FP17s for the same patient ID Re-attending between 3 & 9 months - Children	825	1,232	67.0%	61.0%	59.7%	58.1%
% of FP17s for the same patient ID Re-attending between 3 & 9 months - Adults	2,203	3,882	56.7%	54.9%	53.0%	50.6%
% of FP17s for Band 1 Urgent Courses	265	4,822	5.5%	8.6%	9.2%	9.1%
% of FP17s Relating to Free Repair or Replacements	41	4,822	0.9%	0.9%	1.0%	0.8%
% of FP17s Relating to Continuations	90	4,822	1.9%	1.2%	1.2%	1.1%
% of Patients satisfied with the dentistry they have received	15	15	100.0%	91.4%	91.6%	91.4%
% of Patients satisfied with the time they had to wait for an appointment	15	15	100.0%	87.5%	88.1%	87.7%

* This is based on patients treated on this contract for their most recent course of treatment. Figures in italics indicate the base number of FP17s or Patient Questionnaire responses are less than 100. N/A is shown where the base number of responses is less than 10 during the period. % is calculated as Quantity/Base number*100

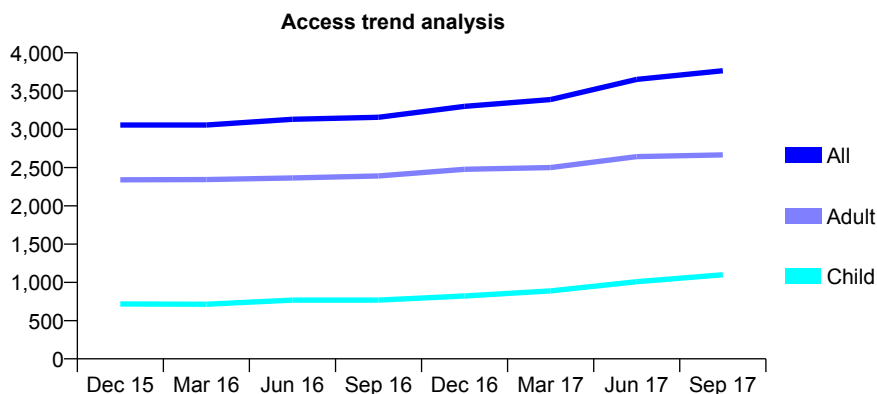
Q52 - Vital Signs At a Glance Contract Report for 676470/0002 - September 2017

Name or company name	MR EA SARKER
Contract type name	GDS Contract
Purpose of contract	General
Contract start date	01/04/2006
Contract end date	

17/18 Contracted general activity (UDA)	9,500
Carry forward general activity (UDA)	0
17/18 Contracted orthodontic activity (UOA)	0
Carry forward orthodontic activity (UOA)	0
Baseline contract value	£249,699.87

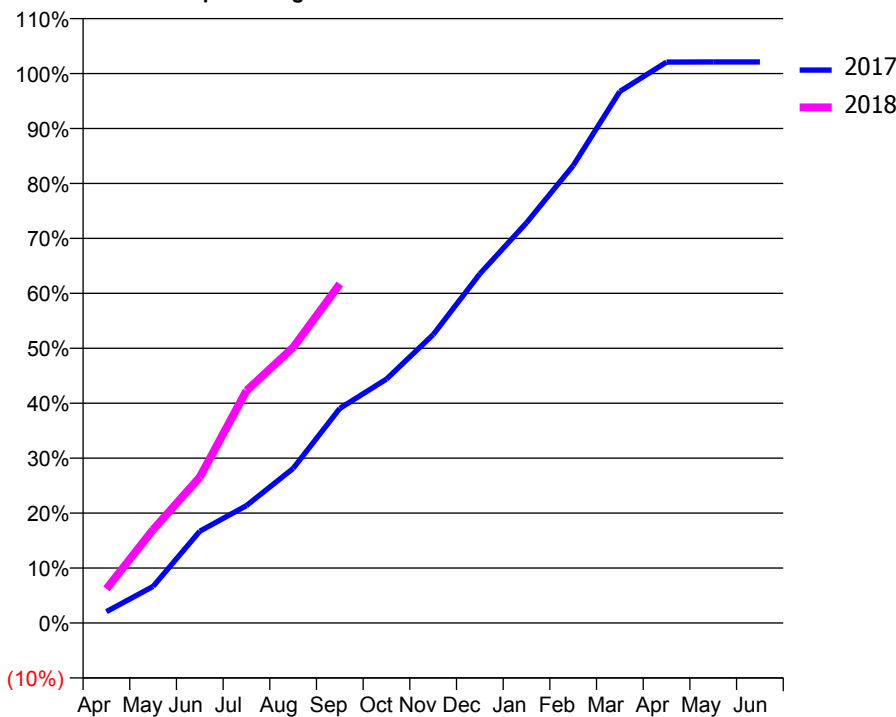
ACCESS*

Patients seen in 24 months	Total	Change since previous quarter
Quarter ending September 2016	3,157	
Quarter ending December 2016	3,300	↑
Quarter ending March 2017	3,389	↑
Quarter ending June 2017	3,653	↑
Quarter ending September 2017	3,765	↑
Variance since September 2016	19.3%	↑



ACTIVITY

Cumulative percentage of contracted UDA delivered 2017 & 2018



Adjusted Scheduled Activity (UDA)

Month	2017	2018
April	197	591
May	633	1,615
June	1,587	2,521
July	2,030	4,018
August	2,673	4,764
September	3,711	5,861
October	4,218	
November	4,985	
December	6,036	
January	6,919	
February	7,909	
March	9,189	
April	9,698	
May	9,699	
June	9,699	

QUALITY

	Quantity	Base Number	Contract	AT	Region	England
% of FP17s for the same patient ID Re-attending within 3 months - Children	48	655	7.3%	10.9%	12.8%	11.9%
% of FP17s for the same patient ID Re-attending within 3 months - Adults	156	1,213	12.9%	14.9%	16.5%	15.9%
% of FP17s for the same patient ID Re-attending between 3 & 9 months - Children	105	655	16.0%	61.0%	59.7%	58.1%
% of FP17s for the same patient ID Re-attending between 3 & 9 months - Adults	202	1,213	16.7%	54.9%	53.0%	50.6%
% of FP17s for Band 1 Urgent Courses	85	1,714	5.0%	8.6%	9.2%	9.1%
% of FP17s Relating to Free Repair or Replacements	11	1,714	0.6%	0.9%	1.0%	0.8%
% of FP17s Relating to Continuations	18	1,714	1.1%	1.2%	1.2%	1.1%
% of Patients satisfied with the dentistry they have received	4	6	N/A	91.4%	91.6%	91.4%
% of Patients satisfied with the time they had to wait for an appointment	2	6	N/A	87.5%	88.1%	87.7%

* This is based on patients treated on this contract for their most recent course of treatment. Figures in italics indicate the base number of FP17s or Patient Questionnaire responses are less than 100. N/A is shown where the base number of responses is less than 10 during the period. % is calculated as Quantity/Base number*100

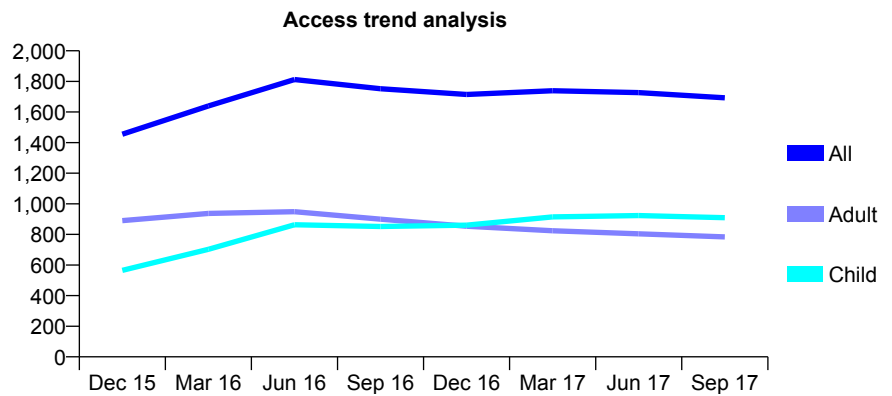
Q52 - Vital Signs At a Glance Contract Report for 676640/0002 - September 2017

Name or company name	MR KS HAMID
Contract type name	GDS Contract
Purpose of contract	General
Contract start date	16/07/2014
Contract end date	

17/18 Contracted general activity (UDA)	6,500
Carry forward general activity (UDA)	0
17/18 Contracted orthodontic activity (UOA)	0
Carry forward orthodontic activity (UOA)	0
Baseline contract value	£148,768.90

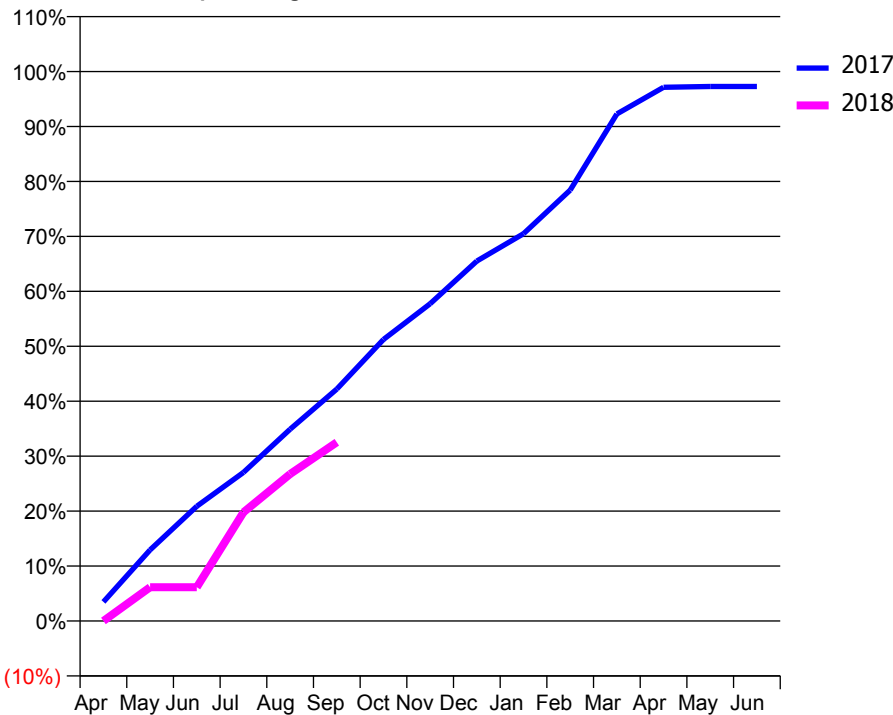
ACCESS*

Patients seen in 24 months	Total	Change since previous quarter
Quarter ending September 2016	1,752	
Quarter ending December 2016	1,715	↓
Quarter ending March 2017	1,739	→
Quarter ending June 2017	1,727	→
Quarter ending September 2017	1,693	↓
Variance since September 2016	(3.4%)	↓



ACTIVITY

Cumulative percentage of contracted UDA delivered 2017 & 2018



Month	Adjusted Scheduled Activity (UDA)	
	2017	2018
April	226	0
May	842	400
June	1,357	400
July	1,757	1,287
August	2,270	1,739
September	2,744	2,115
October	3,330	
November	3,754	
December	4,259	
January	4,582	
February	5,098	
March	5,997	
April	6,313	
May	6,323	
June	6,323	

QUALITY

	Quantity	Base Number	Contract	AT	Region	England
% of FP17s for the same patient ID Re-attending within 3 months - Children	42	526	8.0%	10.9%	12.8%	11.9%
% of FP17s for the same patient ID Re-attending within 3 months - Adults	142	560	25.4%	14.9%	16.5%	15.9%
% of FP17s for the same patient ID Re-attending between 3 & 9 months - Children	308	526	58.6%	61.0%	59.7%	58.1%
% of FP17s for the same patient ID Re-attending between 3 & 9 months - Adults	291	560	52.0%	54.9%	53.0%	50.6%
% of FP17s for Band 1 Urgent Courses	70	967	7.2%	8.6%	9.2%	9.1%
% of FP17s Relating to Free Repair or Replacements	25	967	2.6%	0.9%	1.0%	0.8%
% of FP17s Relating to Continuations	33	967	3.4%	1.2%	1.2%	1.1%
% of Patients satisfied with the dentistry they have received	1	1	N/A	91.4%	91.6%	91.4%
% of Patients satisfied with the time they had to wait for an appointment	1	1	N/A	87.5%	88.1%	87.7%

* This is based on patients treated on this contract for their most recent course of treatment. Figures in italics indicate the base number of FP17s or Patient Questionnaire responses are less than 100. N/A is shown where the base number of responses is less than 10 during the period. % is calculated as Quantity/Base number*100

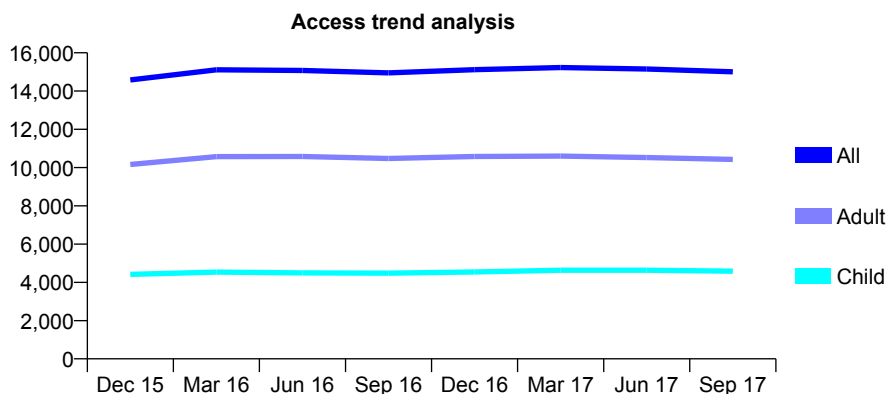
Q52 - Vital Signs At a Glance Contract Report for 680559/0001 - September 2017

Name or company name	MR SS KHAN
Contract type name	PDS Contract
Purpose of contract	General
Contract start date	01/04/2006
Contract end date	31/03/2021

17/18 Contracted general activity (UDA)	55,890
Carry forward general activity (UDA)	0
17/18 Contracted orthodontic activity (UOA)	0
Carry forward orthodontic activity (UOA)	0
Baseline contract value	£1,463,745.51

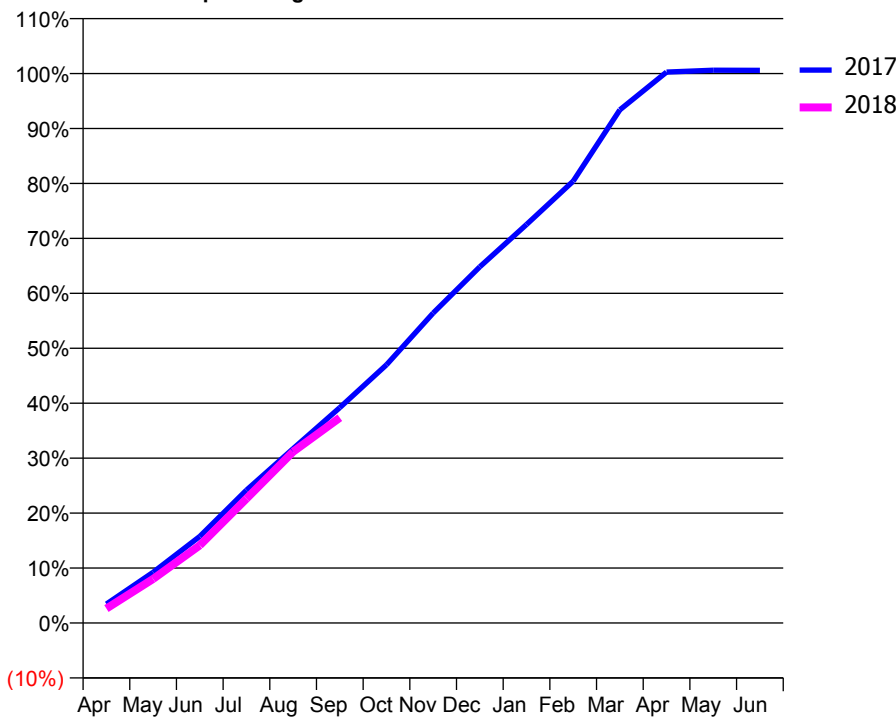
ACCESS*

Patients seen in 24 months	Total	Change since previous quarter
Quarter ending September 2016	14,948	
Quarter ending December 2016	15,121	→
Quarter ending March 2017	15,233	→
Quarter ending June 2017	15,154	→
Quarter ending September 2017	15,008	→
Variance since September 2016	0.4%	→



ACTIVITY

Cumulative percentage of contracted UDA delivered 2017 & 2018



Month	Adjusted Scheduled Activity (UDA)	
	2017	2018
April	1,934	1,475
May	5,164	4,486
June	8,811	7,904
July	13,517	12,654
August	17,727	17,420
September	21,915	20,875
October	26,260	
November	31,527	
December	36,229	
January	40,538	
February	44,944	
March	52,201	
April	56,035	
May	56,222	
June	56,215	

QUALITY

	Quantity	Base Number	Contract	AT	Region	England
% of FP17s for the same patient ID Re-attending within 3 months - Children	345	3,501	9.9%	10.9%	12.8%	11.9%
% of FP17s for the same patient ID Re-attending within 3 months - Adults	1,271	6,880	18.5%	14.9%	16.5%	15.9%
% of FP17s for the same patient ID Re-attending between 3 & 9 months - Children	2,214	3,501	63.2%	61.0%	59.7%	58.1%
% of FP17s for the same patient ID Re-attending between 3 & 9 months - Adults	4,026	6,880	58.5%	54.9%	53.0%	50.6%
% of FP17s for Band 1 Urgent Courses	753	9,307	8.1%	8.6%	9.2%	9.1%
% of FP17s Relating to Free Repair or Replacements	124	9,307	1.3%	0.9%	1.0%	0.8%
% of FP17s Relating to Continuations	32	9,307	0.3%	1.2%	1.2%	1.1%
% of Patients satisfied with the dentistry they have received	13	18	72.2%	91.4%	91.6%	91.4%
% of Patients satisfied with the time they had to wait for an appointment	15	18	83.3%	87.5%	88.1%	87.7%

* This is based on patients treated on this contract for their most recent course of treatment. Figures in italics indicate the base number of FP17s or Patient Questionnaire responses are less than 100. N/A is shown where the base number of responses is less than 10 during the period. % is calculated as Quantity/Base number*100

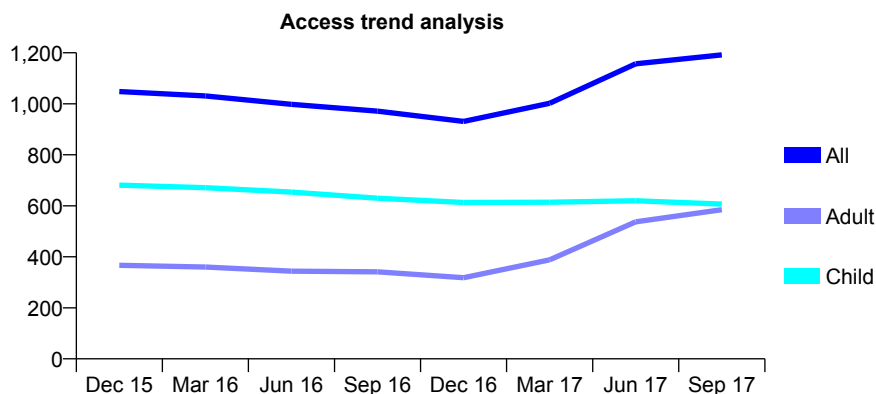
Q52 - Vital Signs At a Glance Contract Report for 693391/0001 - September 2017

Name or company name	MR O FAROOQ
Contract type name	GDS Contract
Purpose of contract	General
Contract start date	01/01/2014
Contract end date	

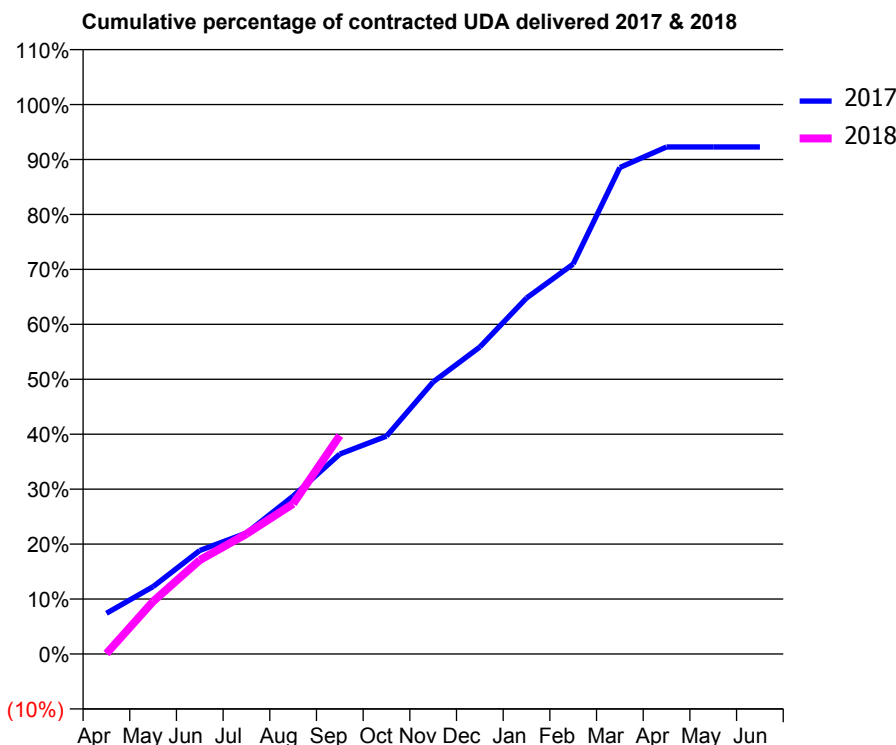
17/18 Contracted general activity (UDA)	4,141
Carry forward general activity (UDA)	0
17/18 Contracted orthodontic activity (UOA)	0
Carry forward orthodontic activity (UOA)	0
Baseline contract value	£123,737.47

ACCESS*

Patients seen in 24 months	Total	Change since previous quarter
Quarter ending September 2016	971	
Quarter ending December 2016	931	↓
Quarter ending March 2017	1,002	↑
Quarter ending June 2017	1,157	↑
Quarter ending September 2017	1,192	↑
Variance since September 2016	22.8%	↑



ACTIVITY



Month	2017	2018
April	304	4
May	503	396
June	773	708
July	903	905
August	1,179	1,132
September	1,493	1,647
October	1,626	
November	2,031	
December	2,292	
January	2,657	
February	2,911	
March	3,631	
April	3,785	
May	3,785	
June	3,785	

QUALITY

	Quantity	Base Number	Contract	AT	Region	England
% of FP17s for the same patient ID Re-attending within 3 months - Children	5	450	1.1%	10.9%	12.8%	11.9%
% of FP17s for the same patient ID Re-attending within 3 months - Adults	4	434	0.9%	14.9%	16.5%	15.9%
% of FP17s for the same patient ID Re-attending between 3 & 9 months - Children	344	450	76.4%	61.0%	59.7%	58.1%
% of FP17s for the same patient ID Re-attending between 3 & 9 months - Adults	164	434	37.8%	54.9%	53.0%	50.6%
% of FP17s for Band 1 Urgent Courses	4	807	0.5%	8.6%	9.2%	9.1%
% of FP17s Relating to Free Repair or Replacements	0	807	0.0%	0.9%	1.0%	0.8%
% of FP17s Relating to Continuations	3	807	0.4%	1.2%	1.2%	1.1%
% of Patients satisfied with the dentistry they have received	0	0	N/A	91.4%	91.6%	91.4%
% of Patients satisfied with the time they had to wait for an appointment	0	0	N/A	87.5%	88.1%	87.7%

* This is based on patients treated on this contract for their most recent course of treatment. Figures in italics indicate the base number of FP17s or Patient Questionnaire responses are less than 100. N/A is shown where the base number of responses is less than 10 during the period. % is calculated as Quantity/Base number*100

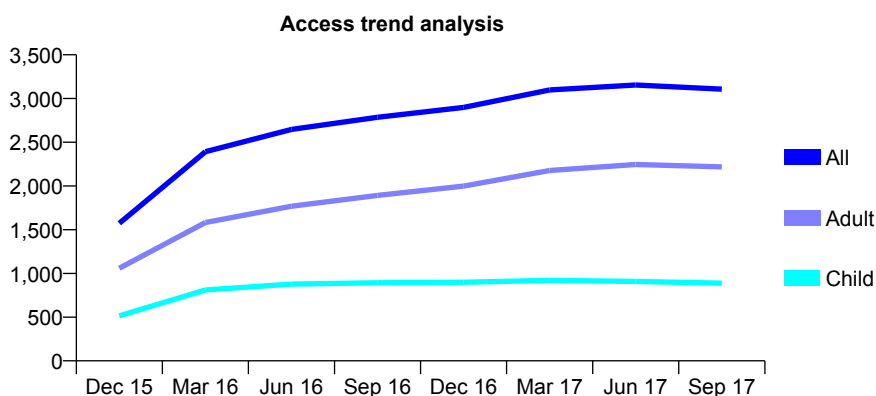
Q52 - Vital Signs At a Glance Contract Report for 693456/0001 - September 2017

Name or company name	MR OE MOHAMMED
Contract type name	GDS Contract
Purpose of contract	General
Contract start date	01/04/2015
Contract end date	

17/18 Contracted general activity (UDA)	9,131
Carry forward general activity (UDA)	0
17/18 Contracted orthodontic activity (UOA)	0
Carry forward orthodontic activity (UOA)	0
Baseline contract value	£267,518.86

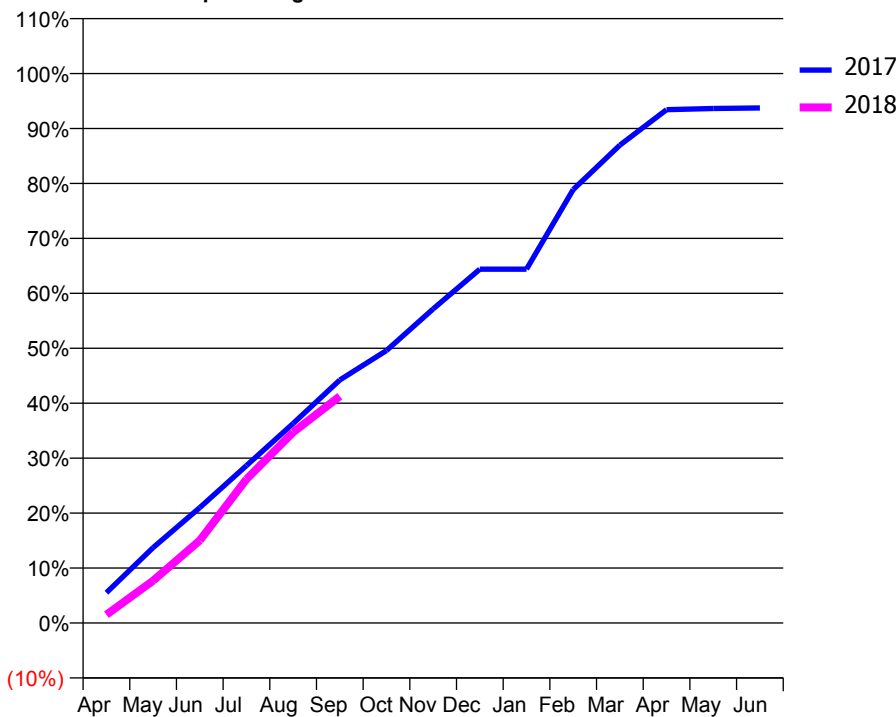
ACCESS*

Patients seen in 24 months	Total	Change since previous quarter
Quarter ending September 2016	2,785	
Quarter ending December 2016	2,898	↑
Quarter ending March 2017	3,098	↑
Quarter ending June 2017	3,154	→
Quarter ending September 2017	3,107	↓
Variance since September 2016	11.6%	↑



ACTIVITY

Cumulative percentage of contracted UDA delivered 2017 & 2018



Adjusted Scheduled Activity (UDA)

Month	2017	2018
April	500	138
May	1,240	704
June	1,899	1,372
July	2,589	2,391
August	3,284	3,169
September	3,998	3,767
October	4,483	
November	5,167	
December	5,822	
January	5,822	
February	7,131	
March	7,863	
April	8,445	
May	8,466	
June	8,473	

QUALITY

	Quantity	Base Number	Contract	AT	Region	England
% of FP17s for the same patient ID Re-attending within 3 months - Children	16	471	3.4%	10.9%	12.8%	11.9%
% of FP17s for the same patient ID Re-attending within 3 months - Adults	127	1,118	11.4%	14.9%	16.5%	15.9%
% of FP17s for the same patient ID Re-attending between 3 & 9 months - Children	165	471	35.0%	61.0%	59.7%	58.1%
% of FP17s for the same patient ID Re-attending between 3 & 9 months - Adults	381	1,118	34.1%	54.9%	53.0%	50.6%
% of FP17s for Band 1 Urgent Courses	111	1,351	8.2%	8.6%	9.2%	9.1%
% of FP17s Relating to Free Repair or Replacements	6	1,351	0.4%	0.9%	1.0%	0.8%
% of FP17s Relating to Continuations	9	1,351	0.7%	1.2%	1.2%	1.1%
% of Patients satisfied with the dentistry they have received	0	0	N/A	91.4%	91.6%	91.4%
% of Patients satisfied with the time they had to wait for an appointment	0	0	N/A	87.5%	88.1%	87.7%

* This is based on patients treated on this contract for their most recent course of treatment. Figures in italics indicate the base number of FP17s or Patient Questionnaire responses are less than 100. N/A is shown where the base number of responses is less than 10 during the period. % is calculated as Quantity/Base number*100

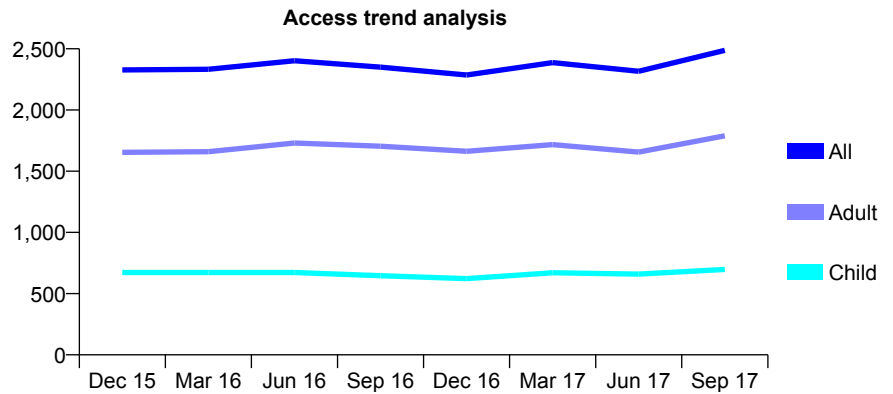
Q52 - Vital Signs At a Glance Contract Report for 712256/0001 - September 2017

Name or company name	MR NT SALEEM
Contract type name	PDS Contract
Purpose of contract	General
Contract start date	02/03/2011
Contract end date	01/03/2021

17/18 Contracted general activity (UDA)	6,000
Carry forward general activity (UDA)	0
17/18 Contracted orthodontic activity (UOA)	0
Carry forward orthodontic activity (UOA)	0
Baseline contract value	£195,848.96

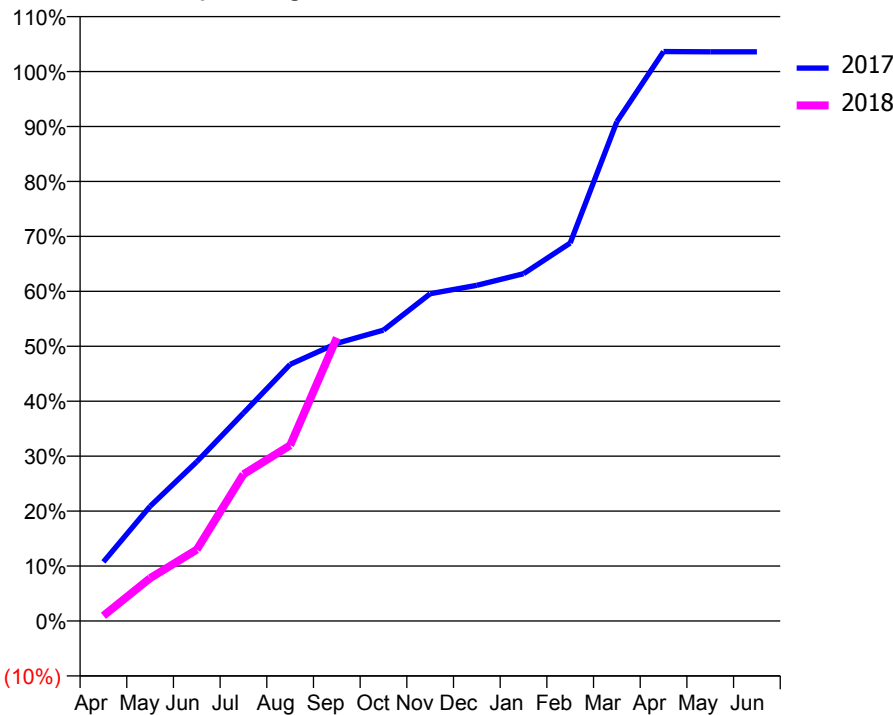
ACCESS*

Patients seen in 24 months	Total	Change since previous quarter
Quarter ending September 2016	2,350	
Quarter ending December 2016	2,286	↓
Quarter ending March 2017	2,387	↑
Quarter ending June 2017	2,316	↓
Quarter ending September 2017	2,487	↑
Variance since September 2016	5.8%	↑



ACTIVITY

Cumulative percentage of contracted UDA delivered 2017 & 2018



Month	Adjusted Scheduled Activity (UDA)	
	2017	2018
April	645	57
May	1,253	468
June	1,740	779
July	2,271	1,603
August	2,802	1,918
September	3,033	3,094
October	3,176	
November	3,574	
December	3,666	
January	3,792	
February	4,127	
March	5,452	
April	6,218	
May	6,215	
June	6,215	

QUALITY

	Quantity	Base Number	Contract	AT	Region	England
% of FP17s for the same patient ID Re-attending within 3 months - Children	28	551	5.1%	10.9%	12.8%	11.9%
% of FP17s for the same patient ID Re-attending within 3 months - Adults	115	1,153	10.0%	14.9%	16.5%	15.9%
% of FP17s for the same patient ID Re-attending between 3 & 9 months - Children	312	551	56.6%	61.0%	59.7%	58.1%
% of FP17s for the same patient ID Re-attending between 3 & 9 months - Adults	451	1,153	39.1%	54.9%	53.0%	50.6%
% of FP17s for Band 1 Urgent Courses	249	1,320	18.9%	8.6%	9.2%	9.1%
% of FP17s Relating to Free Repair or Replacements	0	1,320	0.0%	0.9%	1.0%	0.8%
% of FP17s Relating to Continuations	0	1,320	0.0%	1.2%	1.2%	1.1%
% of Patients satisfied with the dentistry they have received	2	2	N/A	91.4%	91.6%	91.4%
% of Patients satisfied with the time they had to wait for an appointment	2	2	N/A	87.5%	88.1%	87.7%

* This is based on patients treated on this contract for their most recent course of treatment. Figures in italics indicate the base number of FP17s or Patient Questionnaire responses are less than 100. N/A is shown where the base number of responses is less than 10 during the period. % is calculated as Quantity/Base number*100

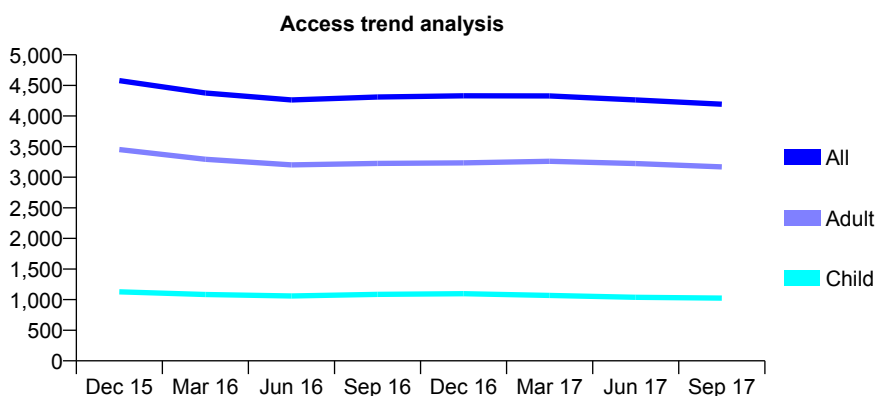
Q52 - Vital Signs At a Glance Contract Report for 712256/0002 - September 2017

Name or company name	MR NT SALEEM
Contract type name	PDS Contract
Purpose of contract	General
Contract start date	02/09/2013
Contract end date	01/09/2023

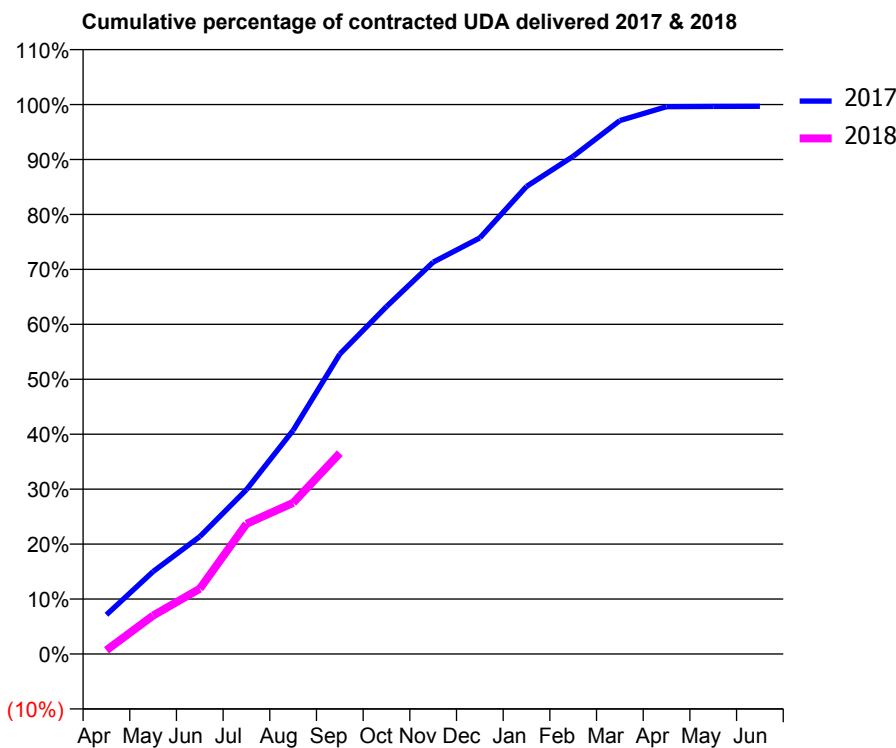
17/18 Contracted general activity (UDA)	11,668
Carry forward general activity (UDA)	0
17/18 Contracted orthodontic activity (UOA)	0
Carry forward orthodontic activity (UOA)	0
Baseline contract value	£299,773.49

ACCESS*

Patients seen in 24 months	Total	Change since previous quarter
Quarter ending September 2016	4,311	
Quarter ending December 2016	4,331	→
Quarter ending March 2017	4,328	→
Quarter ending June 2017	4,262	↓
Quarter ending September 2017	4,193	↓
Variance since September 2016	(2.7%)	↓



ACTIVITY



Month	Adjusted Scheduled Activity (UDA)	
	2017	2018
April	834	81
May	1,750	817
June	2,494	1,385
July	3,491	2,766
August	4,750	3,211
September	6,369	4,267
October	7,378	
November	8,319	
December	8,836	
January	9,928	
February	10,569	
March	11,329	
April	11,623	
May	11,627	
June	11,630	

QUALITY

	Quantity	Base Number	Contract	AT	Region	England
% of FP17s for the same patient ID Re-attending within 3 months - Children	53	719	7.4%	10.9%	12.8%	11.9%
% of FP17s for the same patient ID Re-attending within 3 months - Adults	146	1,810	8.1%	14.9%	16.5%	15.9%
% of FP17s for the same patient ID Re-attending between 3 & 9 months - Children	458	719	63.7%	61.0%	59.7%	58.1%
% of FP17s for the same patient ID Re-attending between 3 & 9 months - Adults	964	1,810	53.3%	54.9%	53.0%	50.6%
% of FP17s for Band 1 Urgent Courses	86	2,332	3.7%	8.6%	9.2%	9.1%
% of FP17s Relating to Free Repair or Replacements	0	2,332	0.0%	0.9%	1.0%	0.8%
% of FP17s Relating to Continuations	18	2,332	0.8%	1.2%	1.2%	1.1%
% of Patients satisfied with the dentistry they have received	11	13	84.6%	91.4%	91.6%	91.4%
% of Patients satisfied with the time they had to wait for an appointment	11	13	84.6%	87.5%	88.1%	87.7%

* This is based on patients treated on this contract for their most recent course of treatment. Figures in italics indicate the base number of FP17s or Patient Questionnaire responses are less than 100. N/A is shown where the base number of responses is less than 10 during the period. % is calculated as Quantity/Base number*100

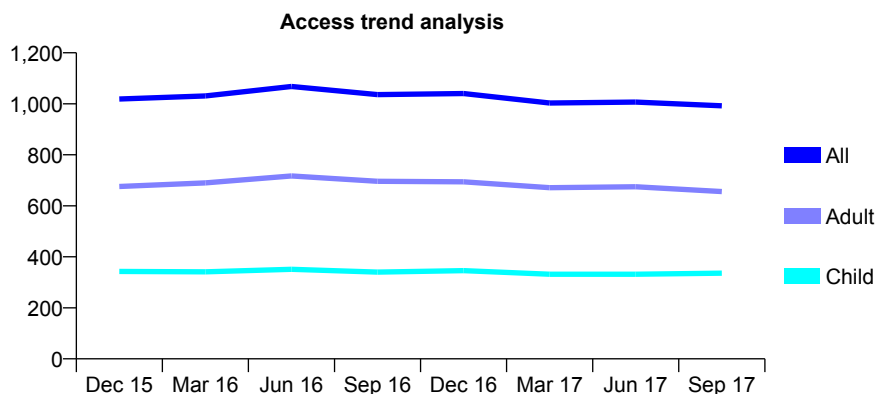
Q52 - Vital Signs At a Glance Contract Report for 715492/0001 - September 2017

Name or company name	MR N TIBREWAL
Contract type name	GDS Contract
Purpose of contract	General
Contract start date	03/12/2012
Contract end date	

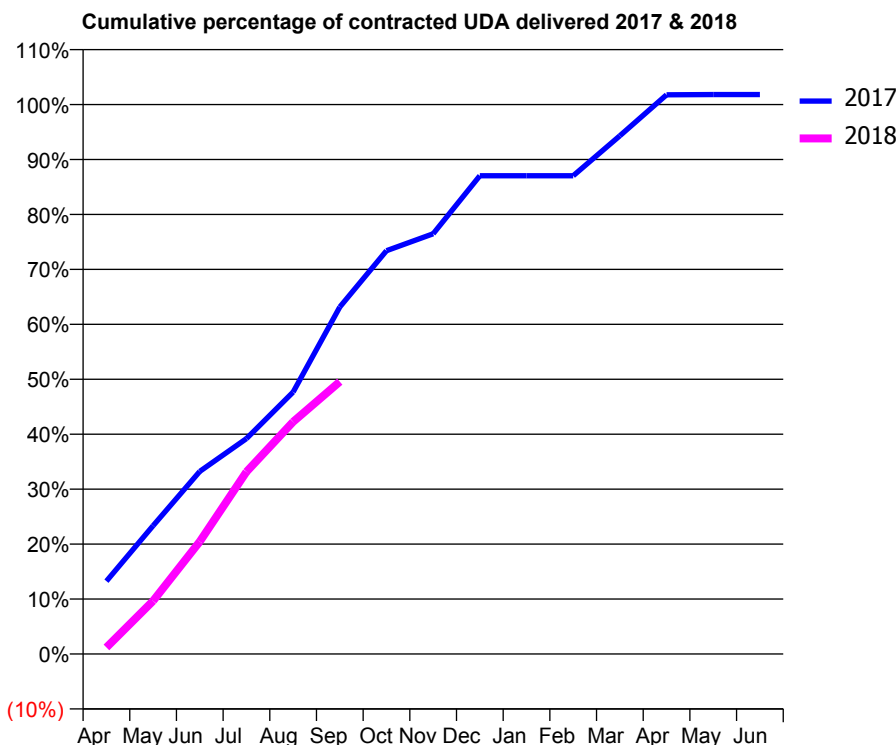
17/18 Contracted general activity (UDA)	2,000
Carry forward general activity (UDA)	0
17/18 Contracted orthodontic activity (UOA)	0
Carry forward orthodontic activity (UOA)	0
Baseline contract value	£52,376.02

ACCESS*

Patients seen in 24 months	Total	Change since previous quarter
Quarter ending September 2016	1,036	
Quarter ending December 2016	1,040	→
Quarter ending March 2017	1,003	↓
Quarter ending June 2017	1,007	→
Quarter ending September 2017	992	↓
Variance since September 2016	(4.2%)	↓



ACTIVITY



Month	Adjusted Scheduled Activity (UDA)	
	2017	2018
April	265	24
May	467	193
June	665	409
July	784	663
August	953	845
September	1,263	991
October	1,468	
November	1,529	
December	1,741	
January	1,741	
February	1,741	
March	1,886	
April	2,035	
May	2,036	
June	2,036	

QUALITY

	Quantity	Base Number	Contract	AT	Region	England
% of FP17s for the same patient ID Re-attending within 3 months - Children	9	221	4.1%	10.9%	12.8%	11.9%
% of FP17s for the same patient ID Re-attending within 3 months - Adults	46	451	10.2%	14.9%	16.5%	15.9%
% of FP17s for the same patient ID Re-attending between 3 & 9 months - Children	54	221	24.4%	61.0%	59.7%	58.1%
% of FP17s for the same patient ID Re-attending between 3 & 9 months - Adults	191	451	42.4%	54.9%	53.0%	50.6%
% of FP17s for Band 1 Urgent Courses	51	573	8.9%	8.6%	9.2%	9.1%
% of FP17s Relating to Free Repair or Replacements	2	573	0.3%	0.9%	1.0%	0.8%
% of FP17s Relating to Continuations	6	573	1.0%	1.2%	1.2%	1.1%
% of Patients satisfied with the dentistry they have received	1	1	N/A	91.4%	91.6%	91.4%
% of Patients satisfied with the time they had to wait for an appointment	1	1	N/A	87.5%	88.1%	87.7%

* This is based on patients treated on this contract for their most recent course of treatment. Figures in italics indicate the base number of FP17s or Patient Questionnaire responses are less than 100. N/A is shown where the base number of responses is less than 10 during the period. % is calculated as Quantity/Base number*100

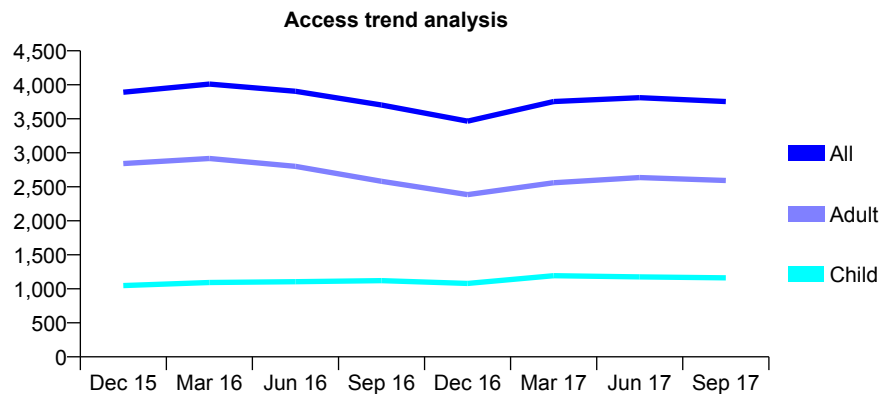
Q52 - Vital Signs At a Glance Contract Report for 719188/0001 - September 2017

Name or company name	MR K RISHI
Contract type name	GDS Contract
Purpose of contract	General
Contract start date	25/09/2012
Contract end date	

17/18 Contracted general activity (UDA)	10,866
Carry forward general activity (UDA)	0
17/18 Contracted orthodontic activity (UOA)	0
Carry forward orthodontic activity (UOA)	0
Baseline contract value	£337,195.36

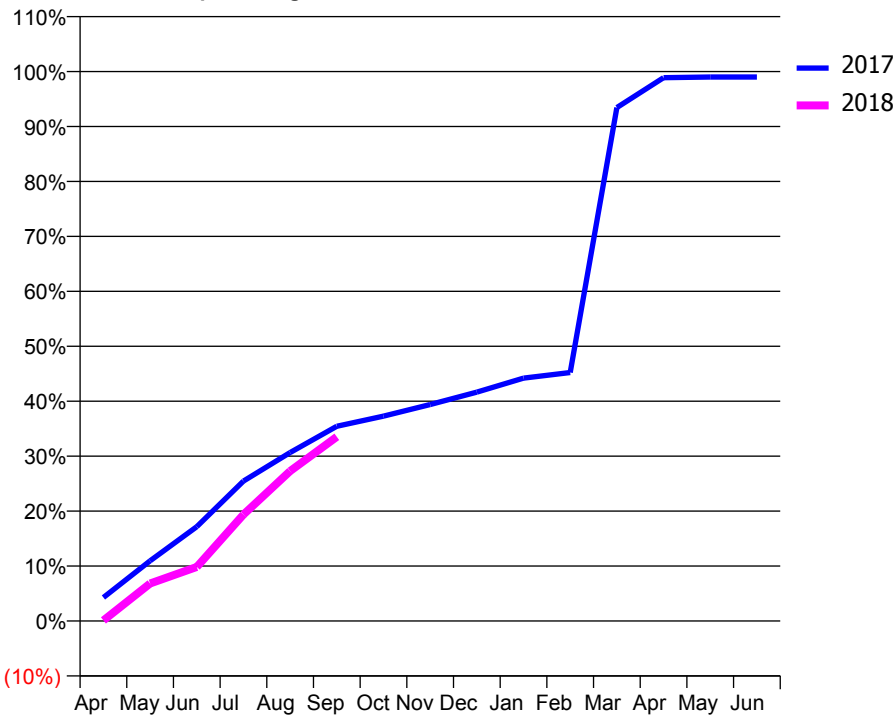
ACCESS*

Patients seen in 24 months	Total	Change since previous quarter
Quarter ending September 2016	3,702	
Quarter ending December 2016	3,465	↓
Quarter ending March 2017	3,754	↑
Quarter ending June 2017	3,811	→
Quarter ending September 2017	3,754	↓
Variance since September 2016	1.4%	→



ACTIVITY

Cumulative percentage of contracted UDA delivered 2017 & 2018



Month	Adjusted Scheduled Activity (UDA)	
	2017	2018
April	462	11
May	1,186	742
June	1,857	1,069
July	2,753	2,107
August	3,317	2,966
September	3,833	3,644
October	4,032	
November	4,261	
December	4,504	
January	4,781	
February	4,890	
March	10,106	
April	10,694	
May	10,706	
June	10,707	

QUALITY

	Quantity	Base Number	Contract	AT	Region	England
% of FP17s for the same patient ID Re-attending within 3 months - Children	58	923	6.3%	10.9%	12.8%	11.9%
% of FP17s for the same patient ID Re-attending within 3 months - Adults	186	1,593	11.7%	14.9%	16.5%	15.9%
% of FP17s for the same patient ID Re-attending between 3 & 9 months - Children	701	923	75.9%	61.0%	59.7%	58.1%
% of FP17s for the same patient ID Re-attending between 3 & 9 months - Adults	1,071	1,593	67.2%	54.9%	53.0%	50.6%
% of FP17s for Band 1 Urgent Courses	70	1,891	3.7%	8.6%	9.2%	9.1%
% of FP17s Relating to Free Repair or Replacements	0	1,891	0.0%	0.9%	1.0%	0.8%
% of FP17s Relating to Continuations	15	1,891	0.8%	1.2%	1.2%	1.1%
% of Patients satisfied with the dentistry they have received	0	0	N/A	91.4%	91.6%	91.4%
% of Patients satisfied with the time they had to wait for an appointment	0	0	N/A	87.5%	88.1%	87.7%

* This is based on patients treated on this contract for their most recent course of treatment. Figures in italics indicate the base number of FP17s or Patient Questionnaire responses are less than 100. N/A is shown where the base number of responses is less than 10 during the period. % is calculated as Quantity/Base number*100

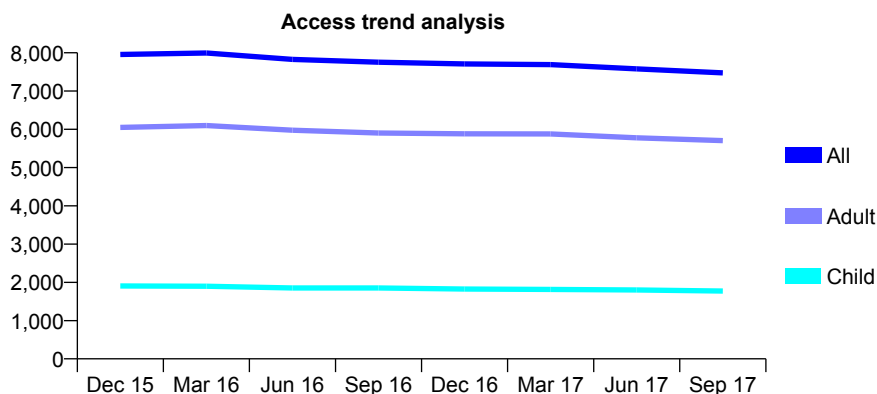
Q52 - Vital Signs At a Glance Contract Report for 721980/0004 - September 2017

Name or company name	MR A HUSSAIN
Contract type name	GDS Contract
Purpose of contract	General
Contract start date	02/07/2007
Contract end date	

17/18 Contracted general activity (UDA)	22,272
Carry forward general activity (UDA)	0
17/18 Contracted orthodontic activity (UOA)	0
Carry forward orthodontic activity (UOA)	0
Baseline contract value	£653,887.17

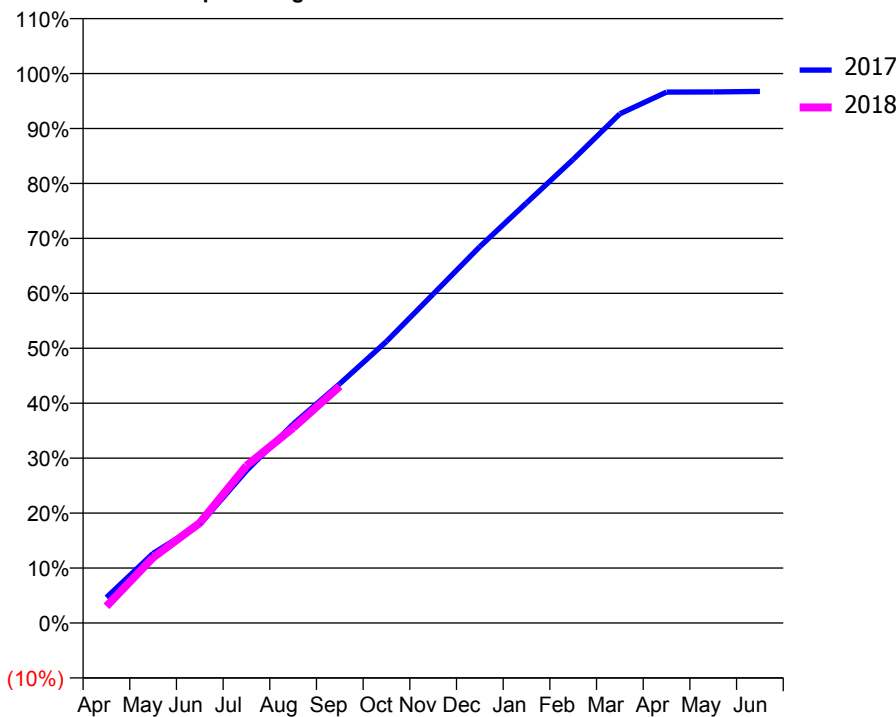
ACCESS*

Patients seen in 24 months	Total	Change since previous quarter
Quarter ending September 2016	7,754	
Quarter ending December 2016	7,708	→
Quarter ending March 2017	7,692	→
Quarter ending June 2017	7,579	↓
Quarter ending September 2017	7,477	↓
Variance since September 2016	(3.6%)	↓



ACTIVITY

Cumulative percentage of contracted UDA delivered 2017 & 2018



Adjusted Scheduled Activity (UDA)

Month	2017	2018
April	1,035	679
May	2,822	2,655
June	3,994	4,057
July	6,175	6,372
August	8,060	7,912
September	9,697	9,594
October	11,410	
November	13,332	
December	15,255	
January	17,029	
February	18,792	
March	20,637	
April	21,521	
May	21,526	
June	21,546	

QUALITY

	Quantity	Base Number	Contract	AT	Region	England
% of FP17s for the same patient ID Re-attending within 3 months - Children	93	1,228	7.6%	10.9%	12.8%	11.9%
% of FP17s for the same patient ID Re-attending within 3 months - Adults	630	4,062	15.5%	14.9%	16.5%	15.9%
% of FP17s for the same patient ID Re-attending between 3 & 9 months - Children	721	1,228	58.7%	61.0%	59.7%	58.1%
% of FP17s for the same patient ID Re-attending between 3 & 9 months - Adults	2,342	4,062	57.7%	54.9%	53.0%	50.6%
% of FP17s for Band 1 Urgent Courses	186	4,857	3.8%	8.6%	9.2%	9.1%
% of FP17s Relating to Free Repair or Replacements	58	4,857	1.2%	0.9%	1.0%	0.8%
% of FP17s Relating to Continuations	79	4,857	1.6%	1.2%	1.2%	1.1%
% of Patients satisfied with the dentistry they have received	7	8	N/A	91.4%	91.6%	91.4%
% of Patients satisfied with the time they had to wait for an appointment	7	8	N/A	87.5%	88.1%	87.7%

* This is based on patients treated on this contract for their most recent course of treatment. Figures in italics indicate the base number of FP17s or Patient Questionnaire responses are less than 100. N/A is shown where the base number of responses is less than 10 during the period. % is calculated as Quantity/Base number*100

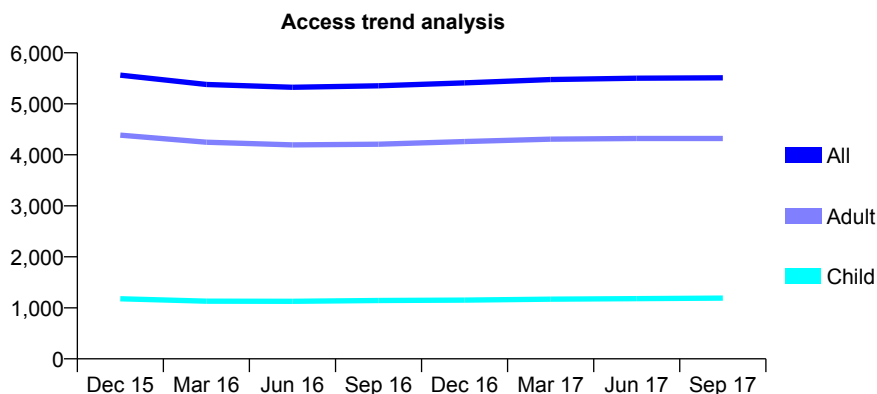
Q52 - Vital Signs At a Glance Contract Report for 721980/0006 - September 2017

Name or company name	MR A HUSSAIN
Contract type name	GDS Contract
Purpose of contract	General
Contract start date	02/07/2007
Contract end date	

17/18 Contracted general activity (UDA)	15,185
Carry forward general activity (UDA)	0
17/18 Contracted orthodontic activity (UOA)	0
Carry forward orthodontic activity (UOA)	0
Baseline contract value	£456,212.14

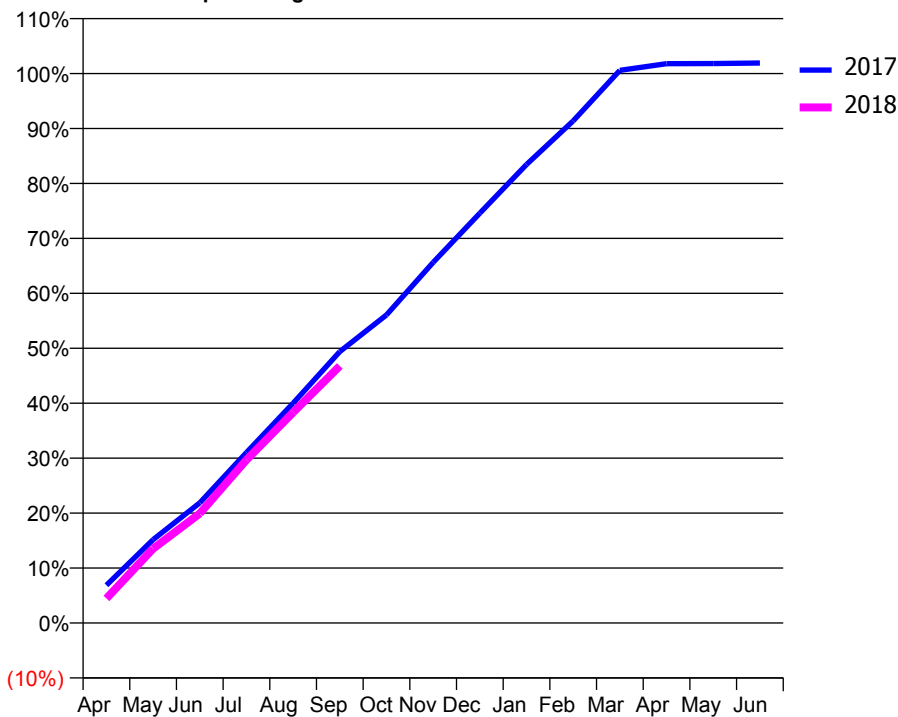
ACCESS*

Patients seen in 24 months	Total	Change since previous quarter
Quarter ending September 2016	5,354	
Quarter ending December 2016	5,411	→
Quarter ending March 2017	5,477	→
Quarter ending June 2017	5,501	→
Quarter ending September 2017	5,510	→
Variance since September 2016	2.9%	↑



ACTIVITY

Cumulative percentage of contracted UDA delivered 2017 & 2018



Adjusted Scheduled Activity (UDA)

Month	2017	2018
April	1,043	679
May	2,305	2,054
June	3,324	3,028
July	4,710	4,509
August	6,073	5,819
September	7,500	7,103
October	8,513	
November	9,966	
December	11,325	
January	12,670	
February	13,875	
March	15,274	
April	15,457	
May	15,460	
June	15,473	

QUALITY

	Quantity	Base Number	Contract	AT	Region	England
% of FP17s for the same patient ID Re-attending within 3 months - Children	110	995	11.1%	10.9%	12.8%	11.9%
% of FP17s for the same patient ID Re-attending within 3 months - Adults	489	3,339	14.6%	14.9%	16.5%	15.9%
% of FP17s for the same patient ID Re-attending between 3 & 9 months - Children	643	995	64.6%	61.0%	59.7%	58.1%
% of FP17s for the same patient ID Re-attending between 3 & 9 months - Adults	2,101	3,339	62.9%	54.9%	53.0%	50.6%
% of FP17s for Band 1 Urgent Courses	205	4,216	4.9%	8.6%	9.2%	9.1%
% of FP17s Relating to Free Repair or Replacements	78	4,216	1.9%	0.9%	1.0%	0.8%
% of FP17s Relating to Continuations	54	4,216	1.3%	1.2%	1.2%	1.1%
% of Patients satisfied with the dentistry they have received	9	9	N/A	91.4%	91.6%	91.4%
% of Patients satisfied with the time they had to wait for an appointment	6	9	N/A	87.5%	88.1%	87.7%

* This is based on patients treated on this contract for their most recent course of treatment. Figures in italics indicate the base number of FP17s or Patient Questionnaire responses are less than 100. N/A is shown where the base number of responses is less than 10 during the period. % is calculated as Quantity/Base number*100

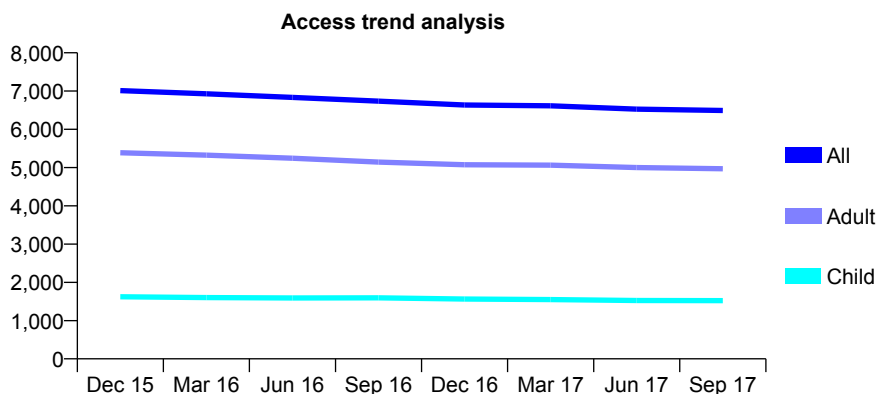
Q52 - Vital Signs At a Glance Contract Report for 721980/0007 - September 2017

Name or company name	MR A HUSSAIN
Contract type name	GDS Contract
Purpose of contract	General
Contract start date	02/07/2007
Contract end date	

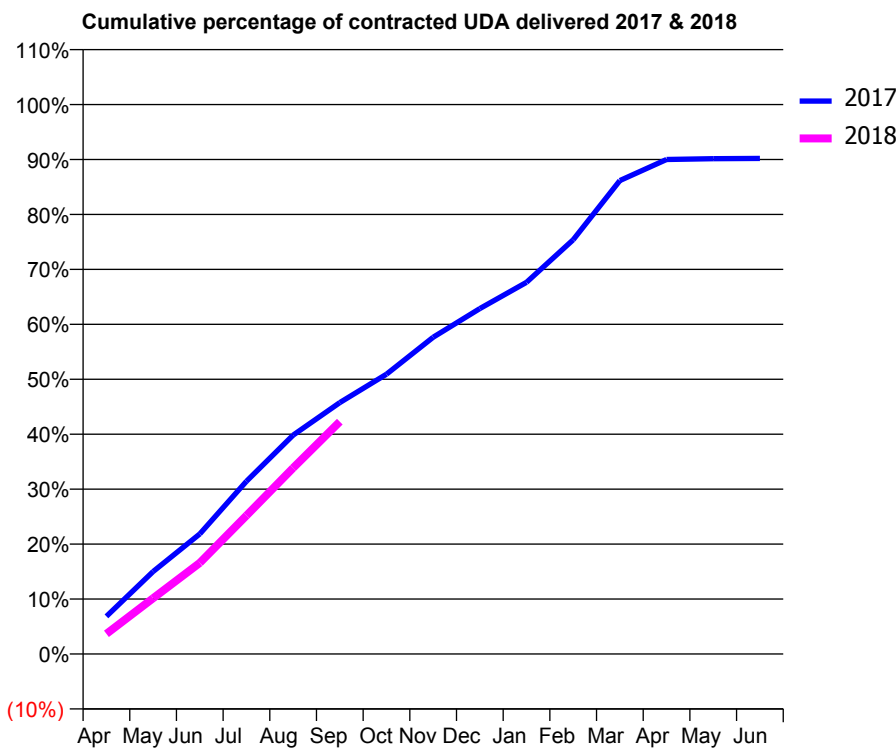
17/18 Contracted general activity (UDA)	19,645
Carry forward general activity (UDA)	0
17/18 Contracted orthodontic activity (UOA)	0
Carry forward orthodontic activity (UOA)	0
Baseline contract value	£604,803.08

ACCESS*

Patients seen in 24 months	Total	Change since previous quarter
Quarter ending September 2016	6,736	
Quarter ending December 2016	6,635	↓
Quarter ending March 2017	6,613	→
Quarter ending June 2017	6,528	↓
Quarter ending September 2017	6,492	→
Variance since September 2016	(3.6%)	↓



ACTIVITY



Month	Adjusted Scheduled Activity (UDA)	
	2017	2018
April	1,346	722
May	2,949	1,996
June	4,291	3,259
July	6,175	4,953
August	7,826	6,651
September	8,991	8,309
October	10,003	
November	11,326	
December	12,350	
January	13,286	
February	14,809	
March	16,927	
April	17,677	
May	17,709	
June	17,717	

QUALITY

	Quantity	Base Number	Contract	AT	Region	England
% of FP17s for the same patient ID Re-attending within 3 months - Children	103	1,173	8.8%	10.9%	12.8%	11.9%
% of FP17s for the same patient ID Re-attending within 3 months - Adults	459	3,620	12.7%	14.9%	16.5%	15.9%
% of FP17s for the same patient ID Re-attending between 3 & 9 months - Children	588	1,173	50.1%	61.0%	59.7%	58.1%
% of FP17s for the same patient ID Re-attending between 3 & 9 months - Adults	1,922	3,620	53.1%	54.9%	53.0%	50.6%
% of FP17s for Band 1 Urgent Courses	175	4,447	3.9%	8.6%	9.2%	9.1%
% of FP17s Relating to Free Repair or Replacements	62	4,447	1.4%	0.9%	1.0%	0.8%
% of FP17s Relating to Continuations	65	4,447	1.5%	1.2%	1.2%	1.1%
% of Patients satisfied with the dentistry they have received	9	10	90.0%	91.4%	91.6%	91.4%
% of Patients satisfied with the time they had to wait for an appointment	8	10	80.0%	87.5%	88.1%	87.7%

* This is based on patients treated on this contract for their most recent course of treatment. Figures in italics indicate the base number of FP17s or Patient Questionnaire responses are less than 100. N/A is shown where the base number of responses is less than 10 during the period. % is calculated as Quantity/Base number*100

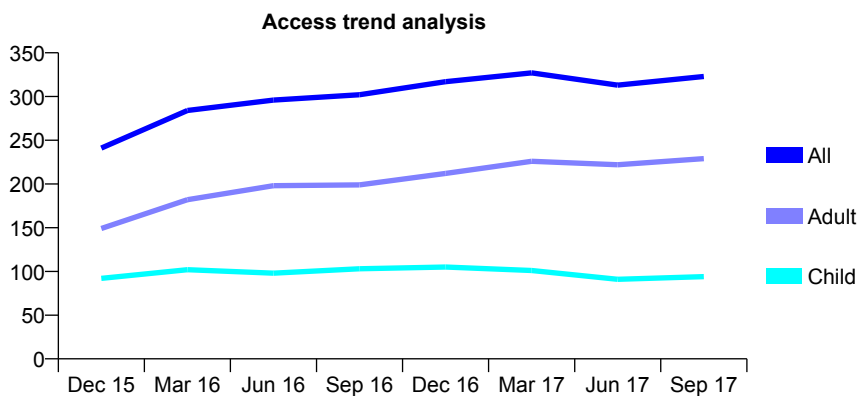
Q52 - Vital Signs At a Glance Contract Report for 729264/0001 - September 2017

Name or company name	MISS AM MILARVIE
Contract type name	GDS Contract
Purpose of contract	General
Contract start date	01/04/2006
Contract end date	

17/18 Contracted general activity (UDA)	1,042
Carry forward general activity (UDA)	0
17/18 Contracted orthodontic activity (UOA)	0
Carry forward orthodontic activity (UOA)	0
Baseline contract value	£26,136.55

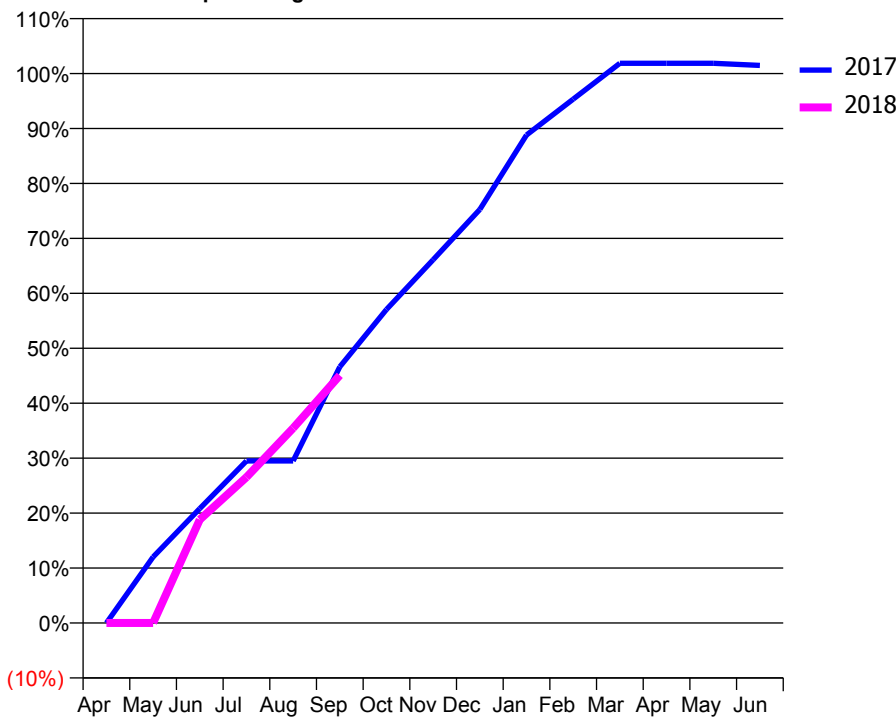
ACCESS*

Patients seen in 24 months	Total	Change since previous quarter
Quarter ending September 2016	302	
Quarter ending December 2016	317	↑
Quarter ending March 2017	327	↑
Quarter ending June 2017	313	↓
Quarter ending September 2017	323	↑
Variance since September 2016	7.0%	↑



ACTIVITY

Cumulative percentage of contracted UDA delivered 2017 & 2018



Month	Adjusted Scheduled Activity (UDA)	
	2017	2018
April	0	0
May	125	0
June	217	196
July	307	277
August	307	370
September	486	470
October	595	
November	689	
December	784	
January	925	
February	993	
March	1,061	
April	1,061	
May	1,061	
June	1,057	

QUALITY

	Quantity	Base Number	Contract	AT	Region	England
% of FP17s for the same patient ID Re-attending within 3 months - Children	0	75	0.0%	10.9%	12.8%	11.9%
% of FP17s for the same patient ID Re-attending within 3 months - Adults	28	152	18.4%	14.9%	16.5%	15.9%
% of FP17s for the same patient ID Re-attending between 3 & 9 months - Children	49	75	65.3%	61.0%	59.7%	58.1%
% of FP17s for the same patient ID Re-attending between 3 & 9 months - Adults	91	152	59.9%	54.9%	53.0%	50.6%
% of FP17s for Band 1 Urgent Courses	4	230	1.7%	8.6%	9.2%	9.1%
% of FP17s Relating to Free Repair or Replacements	0	230	0.0%	0.9%	1.0%	0.8%
% of FP17s Relating to Continuations	0	230	0.0%	1.2%	1.2%	1.1%
% of Patients satisfied with the dentistry they have received	0	0	N/A	91.4%	91.6%	91.4%
% of Patients satisfied with the time they had to wait for an appointment	0	0	N/A	87.5%	88.1%	87.7%

* This is based on patients treated on this contract for their most recent course of treatment. Figures in italics indicate the base number of FP17s or Patient Questionnaire responses are less than 100. N/A is shown where the base number of responses is less than 10 during the period. % is calculated as Quantity/Base number*100

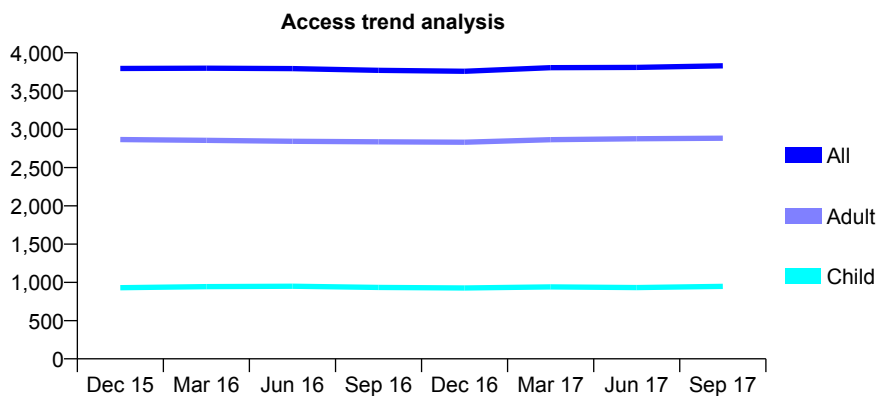
Q52 - Vital Signs At a Glance Contract Report for 731447/0001 - September 2017

Name or company name	MRS CI GRAVE
Contract type name	GDS Contract
Purpose of contract	General
Contract start date	01/04/2006
Contract end date	

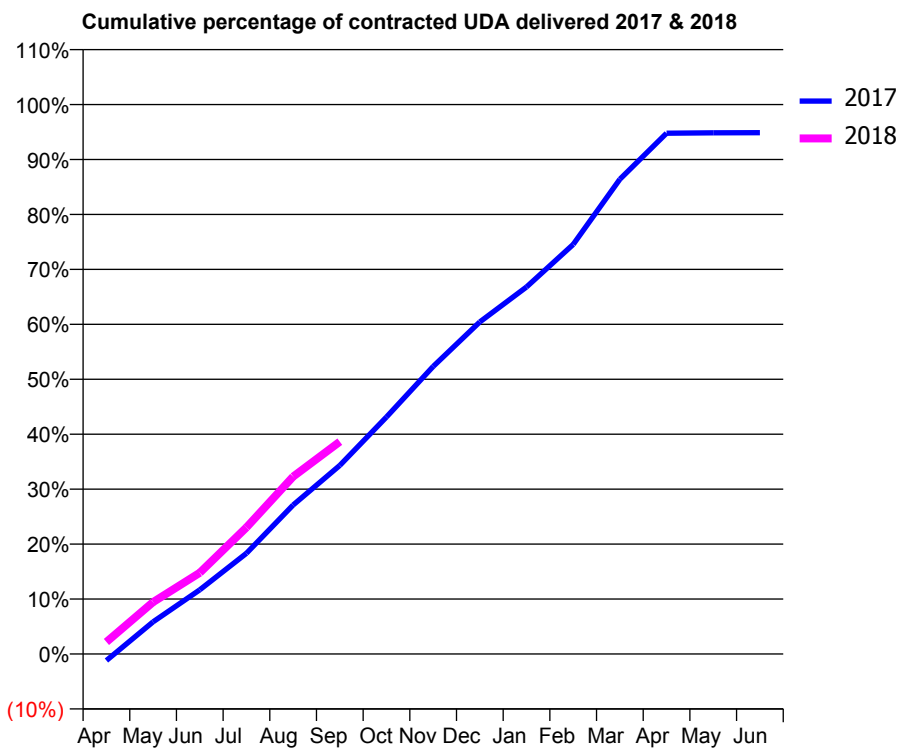
17/18 Contracted general activity (UDA)	10,000
Carry forward general activity (UDA)	0
17/18 Contracted orthodontic activity (UOA)	0
Carry forward orthodontic activity (UOA)	0
Baseline contract value	£230,332.23

ACCESS*

Patients seen in 24 months	Total	Change since previous quarter
Quarter ending September 2016	3,770	
Quarter ending December 2016	3,758	→
Quarter ending March 2017	3,806	→
Quarter ending June 2017	3,809	→
Quarter ending September 2017	3,830	→
Variance since September 2016	1.6%	→



ACTIVITY



Month	Adjusted Scheduled Activity (UDA)	
	2017	2018
April	-120	220
May	587	946
June	1,167	1,480
July	1,834	2,304
August	2,712	3,230
September	3,433	3,864
October	4,314	
November	5,232	
December	6,043	
January	6,681	
February	7,454	
March	8,641	
April	9,476	
May	9,485	
June	9,488	

QUALITY

	Quantity	Base Number	Contract	AT	Region	England
% of FP17s for the same patient ID Re-attending within 3 months - Children	64	650	9.8%	10.9%	12.8%	11.9%
% of FP17s for the same patient ID Re-attending within 3 months - Adults	391	1,898	20.6%	14.9%	16.5%	15.9%
% of FP17s for the same patient ID Re-attending between 3 & 9 months - Children	365	650	56.2%	61.0%	59.7%	58.1%
% of FP17s for the same patient ID Re-attending between 3 & 9 months - Adults	738	1,898	38.9%	54.9%	53.0%	50.6%
% of FP17s for Band 1 Urgent Courses	368	2,149	17.1%	8.6%	9.2%	9.1%
% of FP17s Relating to Free Repair or Replacements	4	2,149	0.2%	0.9%	1.0%	0.8%
% of FP17s Relating to Continuations	20	2,149	0.9%	1.2%	1.2%	1.1%
% of Patients satisfied with the dentistry they have received	11	12	91.7%	91.4%	91.6%	91.4%
% of Patients satisfied with the time they had to wait for an appointment	11	12	91.7%	87.5%	88.1%	87.7%

* This is based on patients treated on this contract for their most recent course of treatment. Figures in italics indicate the base number of FP17s or Patient Questionnaire responses are less than 100. N/A is shown where the base number of responses is less than 10 during the period. % is calculated as Quantity/Base number*100

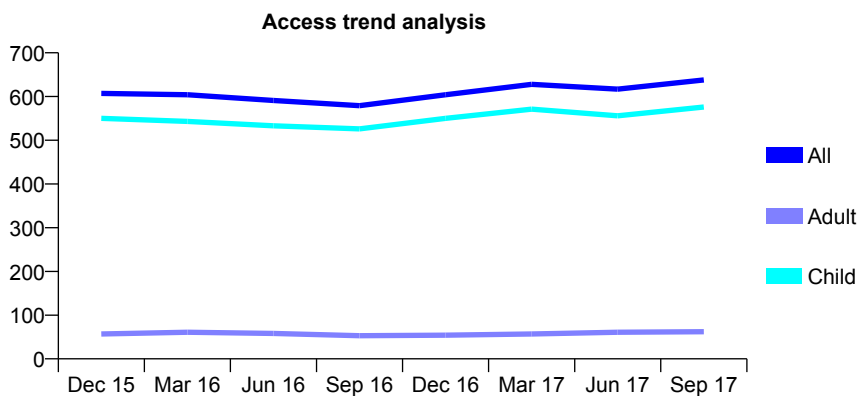
Q52 - Vital Signs At a Glance Contract Report for 738697/0001 - September 2017

Name or company name	Whitehall Dental Care
Contract type name	GDS Contract
Purpose of contract	General
Contract start date	01/04/2006
Contract end date	

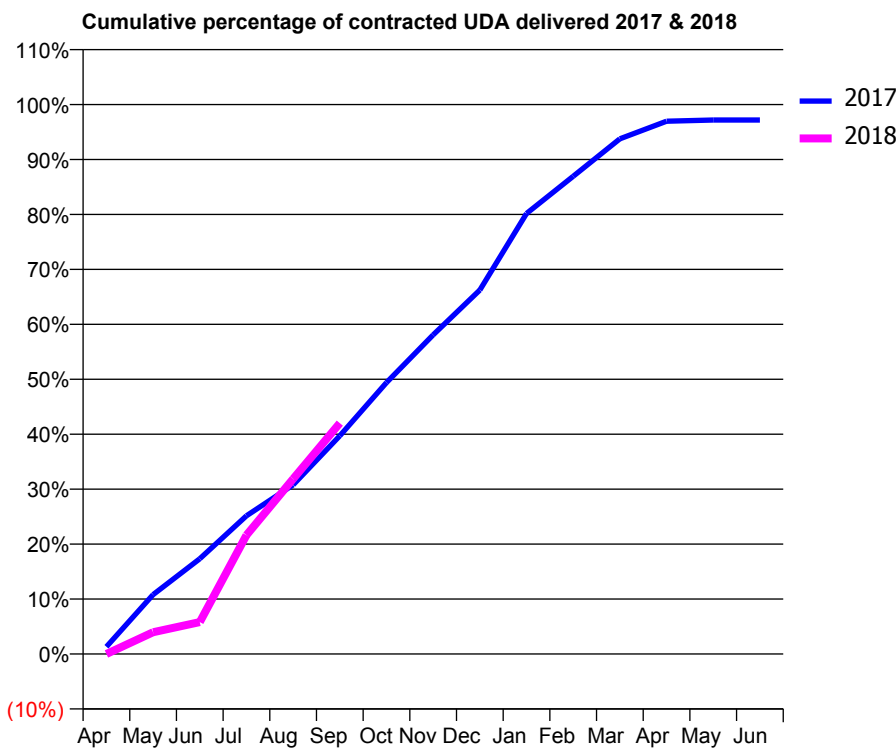
17/18 Contracted general activity (UDA)	1,350
Carry forward general activity (UDA)	0
17/18 Contracted orthodontic activity (UOA)	0
Carry forward orthodontic activity (UOA)	0
Baseline contract value	£32,101.17

ACCESS*

Patients seen in 24 months	Total	Change since previous quarter
Quarter ending September 2016	579	
Quarter ending December 2016	604	↑
Quarter ending March 2017	628	↑
Quarter ending June 2017	617	↓
Quarter ending September 2017	638	↑
Variance since September 2016	10.2%	↑



ACTIVITY



Month	Adjusted Scheduled Activity (UDA)	
	2017	2018
April	18	0
May	146	53
June	234	78
July	339	292
August	416	430
September	536	567
October	667	
November	784	
December	894	
January	1,082	
February	1,174	
March	1,266	
April	1,309	
May	1,312	
June	1,312	

QUALITY

	Quantity	Base Number	Contract	AT	Region	England
% of FP17s for the same patient ID Re-attending within 3 months - Children	46	458	10.0%	10.9%	12.8%	11.9%
% of FP17s for the same patient ID Re-attending within 3 months - Adults	3	23	13.0%	14.9%	16.5%	15.9%
% of FP17s for the same patient ID Re-attending between 3 & 9 months - Children	309	458	67.5%	61.0%	59.7%	58.1%
% of FP17s for the same patient ID Re-attending between 3 & 9 months - Adults	15	23	65.2%	54.9%	53.0%	50.6%
% of FP17s for Band 1 Urgent Courses	6	449	1.3%	8.6%	9.2%	9.1%
% of FP17s Relating to Free Repair or Replacements	0	449	0.0%	0.9%	1.0%	0.8%
% of FP17s Relating to Continuations	1	449	0.2%	1.2%	1.2%	1.1%
% of Patients satisfied with the dentistry they have received	0	0	N/A	91.4%	91.6%	91.4%
% of Patients satisfied with the time they had to wait for an appointment	0	0	N/A	87.5%	88.1%	87.7%

* This is based on patients treated on this contract for their most recent course of treatment. Figures in italics indicate the base number of FP17s or Patient Questionnaire responses are less than 100. N/A is shown where the base number of responses is less than 10 during the period. % is calculated as Quantity/Base number*100

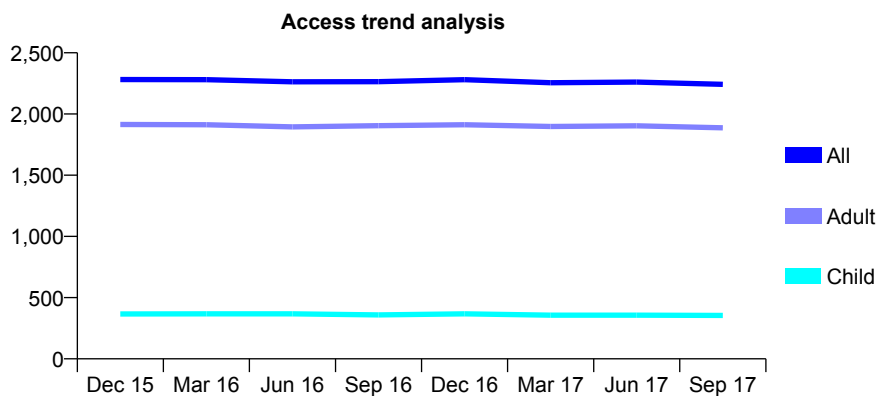
Q52 - Vital Signs At a Glance Contract Report for 739367/0001 - September 2017

Name or company name	MR MW SOUTH
Contract type name	GDS Contract
Purpose of contract	General
Contract start date	01/04/2006
Contract end date	

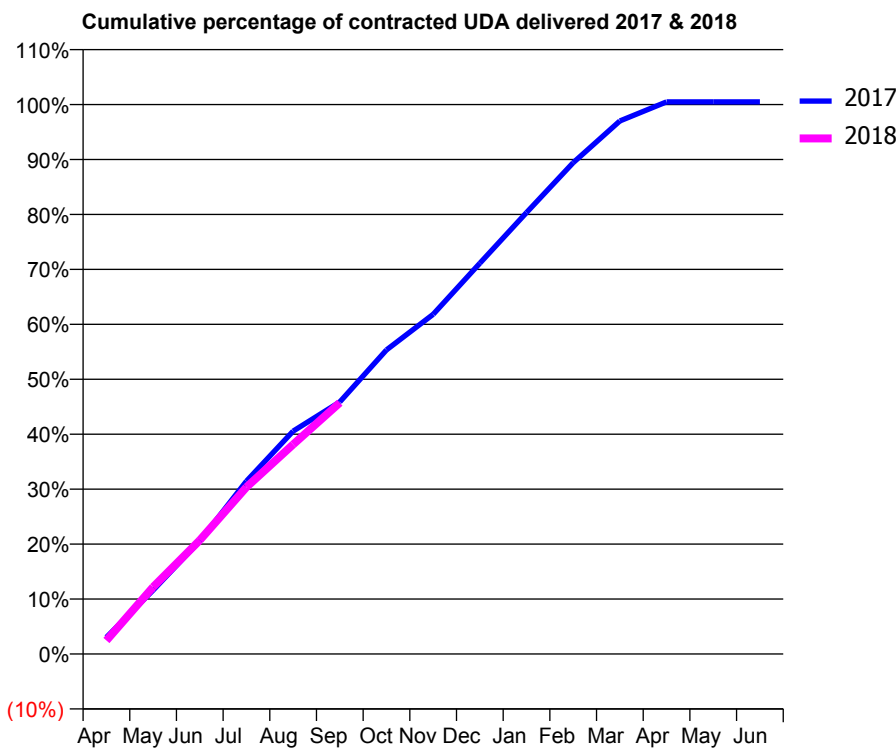
17/18 Contracted general activity (UDA)	8,098
Carry forward general activity (UDA)	0
17/18 Contracted orthodontic activity (UOA)	0
Carry forward orthodontic activity (UOA)	0
Baseline contract value	£220,234.88

ACCESS*

Patients seen in 24 months	Total	Change since previous quarter
Quarter ending September 2016	2,264	
Quarter ending December 2016	2,280	→
Quarter ending March 2017	2,255	↓
Quarter ending June 2017	2,261	→
Quarter ending September 2017	2,242	→
Variance since September 2016	(1.0%)	→



ACTIVITY



Month	Adjusted Scheduled Activity (UDA)	
	2017	2018
April	247	200
May	941	988
June	1,666	1,676
July	2,547	2,459
August	3,285	3,089
September	3,716	3,704
October	4,482	
November	5,005	
December	5,759	
January	6,505	
February	7,241	
March	7,856	
April	8,136	
May	8,136	
June	8,136	

QUALITY

	Quantity	Base Number	Contract	AT	Region	England
% of FP17s for the same patient ID Re-attending within 3 months - Children	9	278	3.2%	10.9%	12.8%	11.9%
% of FP17s for the same patient ID Re-attending within 3 months - Adults	184	1,552	11.9%	14.9%	16.5%	15.9%
% of FP17s for the same patient ID Re-attending between 3 & 9 months - Children	212	278	76.3%	61.0%	59.7%	58.1%
% of FP17s for the same patient ID Re-attending between 3 & 9 months - Adults	997	1,552	64.2%	54.9%	53.0%	50.6%
% of FP17s for Band 1 Urgent Courses	121	1,706	7.1%	8.6%	9.2%	9.1%
% of FP17s Relating to Free Repair or Replacements	29	1,706	1.7%	0.9%	1.0%	0.8%
% of FP17s Relating to Continuations	62	1,706	3.6%	1.2%	1.2%	1.1%
% of Patients satisfied with the dentistry they have received	9	9	N/A	91.4%	91.6%	91.4%
% of Patients satisfied with the time they had to wait for an appointment	9	9	N/A	87.5%	88.1%	87.7%

* This is based on patients treated on this contract for their most recent course of treatment. Figures in italics indicate the base number of FP17s or Patient Questionnaire responses are less than 100. N/A is shown where the base number of responses is less than 10 during the period. % is calculated as Quantity/Base number*100

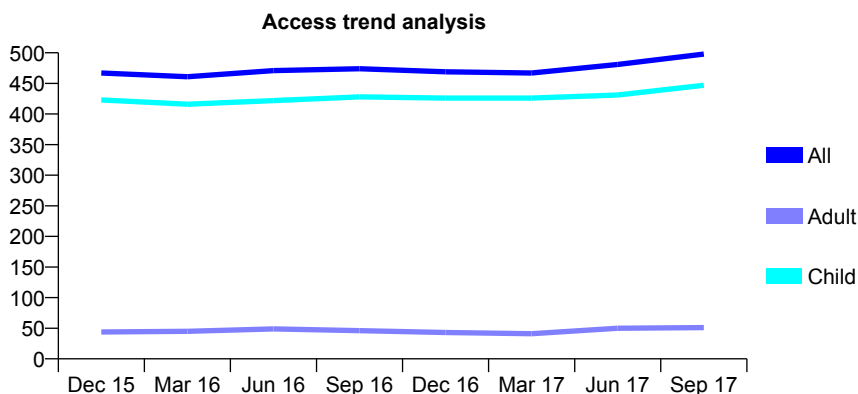
Q52 - Vital Signs At a Glance Contract Report for 745669/0001 - September 2017

Name or company name	MR RA MUIRHEAD
Contract type name	GDS Contract
Purpose of contract	General
Contract start date	01/04/2006
Contract end date	

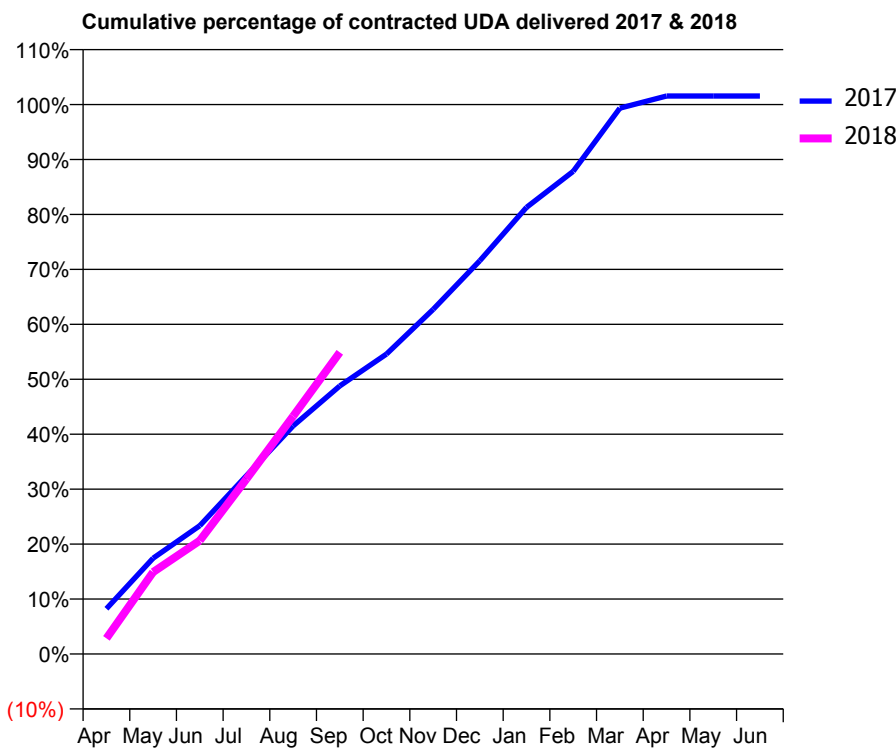
17/18 Contracted general activity (UDA)	948
Carry forward general activity (UDA)	0
17/18 Contracted orthodontic activity (UOA)	0
Carry forward orthodontic activity (UOA)	0
Baseline contract value	£27,405.03

ACCESS*

Patients seen in 24 months	Total	Change since previous quarter
Quarter ending September 2016	474	
Quarter ending December 2016	469	↓
Quarter ending March 2017	467	→
Quarter ending June 2017	481	↑
Quarter ending September 2017	498	↑
Variance since September 2016	5.1%	↑



ACTIVITY



Month	Adjusted Scheduled Activity (UDA)	
	2017	2018
April	78	27
May	165	141
June	221	196
July	308	302
August	394	410
September	463	520
October	518	
November	595	
December	679	
January	771	
February	833	
March	942	
April	963	
May	963	
June	963	

QUALITY

	Quantity	Base Number	Contract	AT	Region	England
% of FP17s for the same patient ID Re-attending within 3 months - Children	41	426	9.6%	10.9%	12.8%	11.9%
% of FP17s for the same patient ID Re-attending within 3 months - Adults	1	2	50.0%	14.9%	16.5%	15.9%
% of FP17s for the same patient ID Re-attending between 3 & 9 months - Children	258	426	60.6%	61.0%	59.7%	58.1%
% of FP17s for the same patient ID Re-attending between 3 & 9 months - Adults	1	2	50.0%	54.9%	53.0%	50.6%
% of FP17s for Band 1 Urgent Courses	7	411	1.7%	8.6%	9.2%	9.1%
% of FP17s Relating to Free Repair or Replacements	0	411	0.0%	0.9%	1.0%	0.8%
% of FP17s Relating to Continuations	16	411	3.9%	1.2%	1.2%	1.1%
% of Patients satisfied with the dentistry they have received	1	1	N/A	91.4%	91.6%	91.4%
% of Patients satisfied with the time they had to wait for an appointment	1	1	N/A	87.5%	88.1%	87.7%

* This is based on patients treated on this contract for their most recent course of treatment. Figures in italics indicate the base number of FP17s or Patient Questionnaire responses are less than 100. N/A is shown where the base number of responses is less than 10 during the period. % is calculated as Quantity/Base number*100

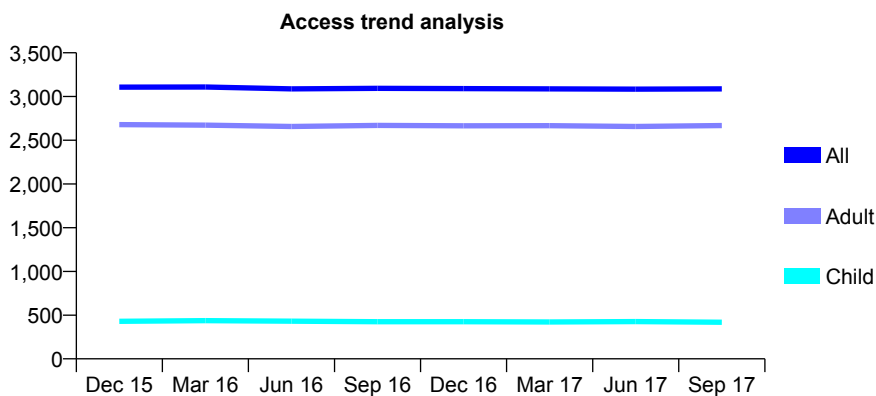
Q52 - Vital Signs At a Glance Contract Report for 751936/0001 - September 2017

Name or company name	MR P HARTLEY
Contract type name	GDS Contract
Purpose of contract	General
Contract start date	01/04/2006
Contract end date	

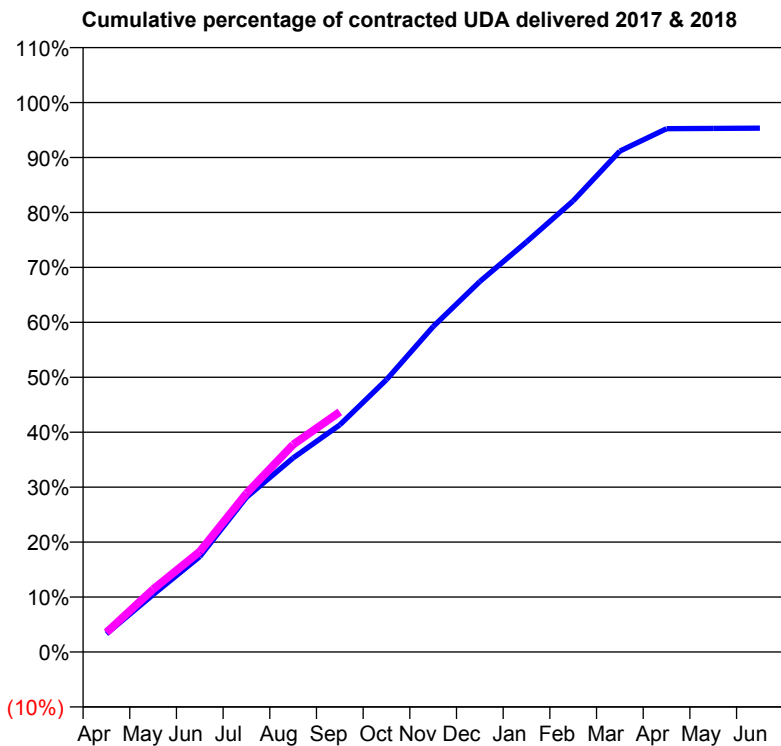
17/18 Contracted general activity (UDA)	8,300
Carry forward general activity (UDA)	0
17/18 Contracted orthodontic activity (UOA)	0
Carry forward orthodontic activity (UOA)	0
Baseline contract value	£191,464.47

ACCESS*

Patients seen in 24 months	Total	Change since previous quarter
Quarter ending September 2016	3,094	
Quarter ending December 2016	3,090	→
Quarter ending March 2017	3,088	→
Quarter ending June 2017	3,084	→
Quarter ending September 2017	3,087	→
Variance since September 2016	(0.2%)	→



ACTIVITY



Month	Adjusted Scheduled Activity (UDA)	
	2017	2018
April	275	295
May	867	948
June	1,441	1,518
July	2,337	2,395
August	2,931	3,133
September	3,431	3,627
October	4,113	
November	4,916	
December	5,595	
January	6,194	
February	6,816	
March	7,566	
April	7,904	
May	7,909	
June	7,913	

QUALITY

	Quantity	Base Number	Contract	AT	Region	England
% of FP17s for the same patient ID Re-attending within 3 months - Children	13	331	3.9%	10.9%	12.8%	11.9%
% of FP17s for the same patient ID Re-attending within 3 months - Adults	226	1,947	11.6%	14.9%	16.5%	15.9%
% of FP17s for the same patient ID Re-attending between 3 & 9 months - Children	228	331	68.9%	61.0%	59.7%	58.1%
% of FP17s for the same patient ID Re-attending between 3 & 9 months - Adults	1,189	1,947	61.1%	54.9%	53.0%	50.6%
% of FP17s for Band 1 Urgent Courses	21	2,085	1.0%	8.6%	9.2%	9.1%
% of FP17s Relating to Free Repair or Replacements	15	2,085	0.7%	0.9%	1.0%	0.8%
% of FP17s Relating to Continuations	65	2,085	3.1%	1.2%	1.2%	1.1%
% of Patients satisfied with the dentistry they have received	8	8	N/A	91.4%	91.6%	91.4%
% of Patients satisfied with the time they had to wait for an appointment	8	8	N/A	87.5%	88.1%	87.7%

* This is based on patients treated on this contract for their most recent course of treatment. Figures in italics indicate the base number of FP17s or Patient Questionnaire responses are less than 100. N/A is shown where the base number of responses is less than 10 during the period. % is calculated as Quantity/Base number*100

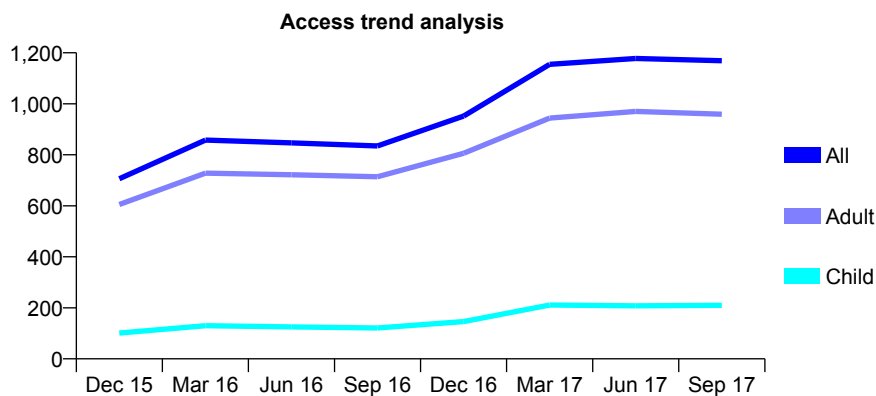
Q52 - Vital Signs At a Glance Contract Report for 759740/0005 - September 2017

Name or company name	N Kaushal
Contract type name	GDS Contract
Purpose of contract	General
Contract start date	08/05/2015
Contract end date	

17/18 Contracted general activity (UDA)	3,242
Carry forward general activity (UDA)	0
17/18 Contracted orthodontic activity (UOA)	0
Carry forward orthodontic activity (UOA)	0
Baseline contract value	£96,252.12

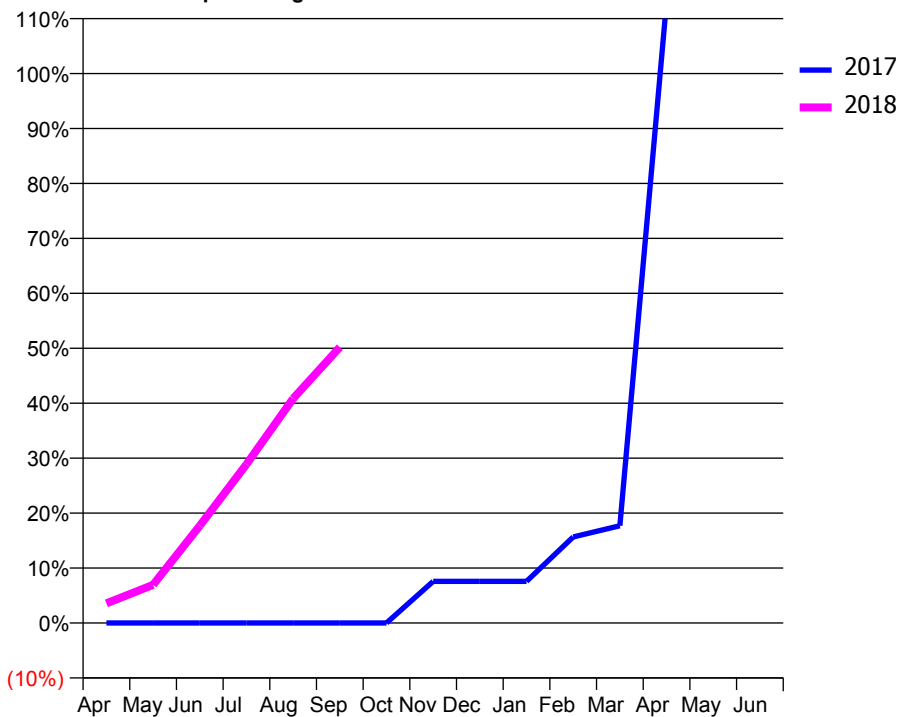
ACCESS*

Patients seen in 24 months	Total	Change since previous quarter
Quarter ending September 2016	835	
Quarter ending December 2016	952	↑
Quarter ending March 2017	1,155	↑
Quarter ending June 2017	1,178	→
Quarter ending September 2017	1,169	→
Variance since September 2016	40.0%	↑



ACTIVITY

Cumulative percentage of contracted UDA delivered 2017 & 2018



Adjusted Scheduled Activity (UDA)

Month	2017	2018
April	0	116
May	0	225
June	0	574
July	0	936
August	0	1,325
September	0	1,627
October	0	
November	246	
December	246	
January	246	
February	508	
March	574	
April	3,657	
May	3,662	
June	3,662	

QUALITY

	Quantity	Base Number	Contract	AT	Region	England
% of FP17s for the same patient ID Re-attending within 3 months - Children	29	417	7.0%	10.9%	12.8%	11.9%
% of FP17s for the same patient ID Re-attending within 3 months - Adults	235	2,041	11.5%	14.9%	16.5%	15.9%
% of FP17s for the same patient ID Re-attending between 3 & 9 months - Children	194	417	46.5%	61.0%	59.7%	58.1%
% of FP17s for the same patient ID Re-attending between 3 & 9 months - Adults	1,333	2,041	65.3%	54.9%	53.0%	50.6%
% of FP17s for Band 1 Urgent Courses	87	861	10.1%	8.6%	9.2%	9.1%
% of FP17s Relating to Free Repair or Replacements	54	861	6.3%	0.9%	1.0%	0.8%
% of FP17s Relating to Continuations	2	861	0.2%	1.2%	1.2%	1.1%
% of Patients satisfied with the dentistry they have received	0	1	N/A	91.4%	91.6%	91.4%
% of Patients satisfied with the time they had to wait for an appointment	0	1	N/A	87.5%	88.1%	87.7%

* This is based on patients treated on this contract for their most recent course of treatment. Figures in italics indicate the base number of FP17s or Patient Questionnaire responses are less than 100. N/A is shown where the base number of responses is less than 10 during the period. % is calculated as Quantity/Base number*100

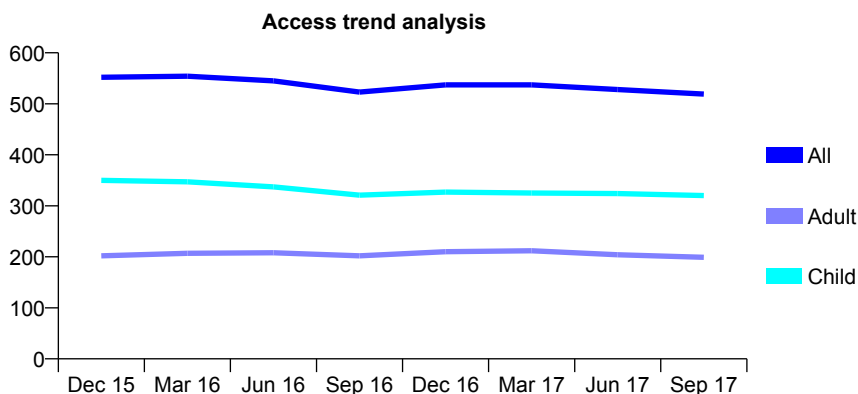
Q52 - Vital Signs At a Glance Contract Report for 764183/0001 - September 2017

Name or company name	MRS P DHILLON
Contract type name	GDS Contract
Purpose of contract	General
Contract start date	01/08/2006
Contract end date	

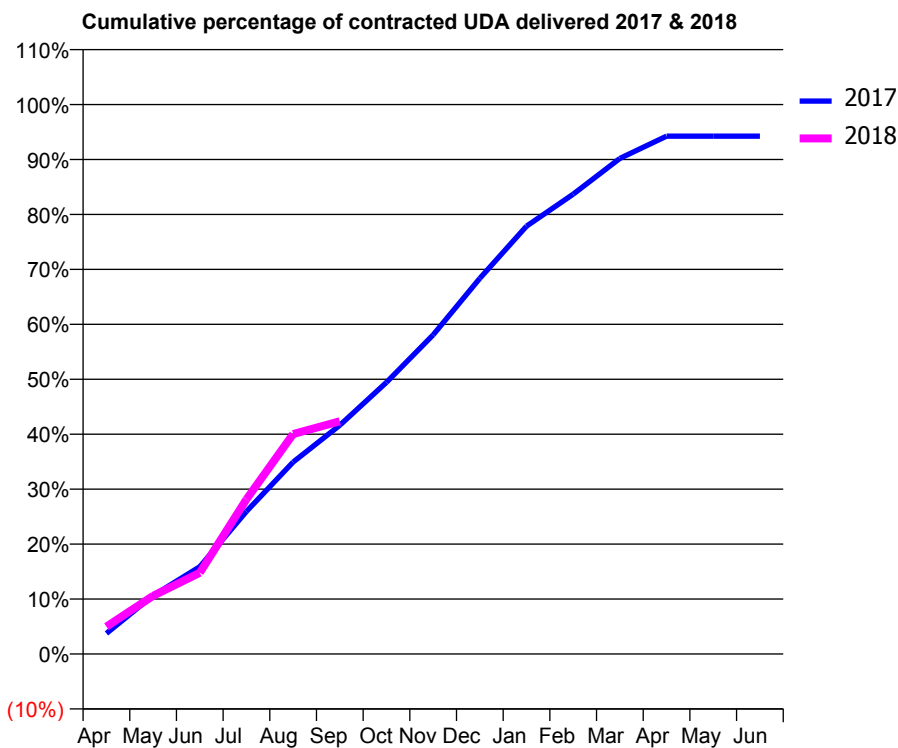
17/18 Contracted general activity (UDA)	1,550
Carry forward general activity (UDA)	0
17/18 Contracted orthodontic activity (UOA)	0
Carry forward orthodontic activity (UOA)	0
Baseline contract value	£49,689.36

ACCESS*

Patients seen in 24 months	Total	Change since previous quarter
Quarter ending September 2016	523	
Quarter ending December 2016	537	↑
Quarter ending March 2017	537	→
Quarter ending June 2017	528	↓
Quarter ending September 2017	519	↓
Variance since September 2016	(0.8%)	→



ACTIVITY



Month	Adjusted Scheduled Activity (UDA)	
	2017	2018
April	58	77
May	165	164
June	246	229
July	402	436
August	541	620
September	645	656
October	766	
November	900	
December	1,060	
January	1,207	
February	1,297	
March	1,398	
April	1,461	
May	1,461	
June	1,461	

QUALITY

	Quantity	Base Number	Contract	AT	Region	England
% of FP17s for the same patient ID Re-attending within 3 months - Children	16	276	5.8%	10.9%	12.8%	11.9%
% of FP17s for the same patient ID Re-attending within 3 months - Adults	16	126	12.7%	14.9%	16.5%	15.9%
% of FP17s for the same patient ID Re-attending between 3 & 9 months - Children	203	276	73.6%	61.0%	59.7%	58.1%
% of FP17s for the same patient ID Re-attending between 3 & 9 months - Adults	85	126	67.5%	54.9%	53.0%	50.6%
% of FP17s for Band 1 Urgent Courses	2	370	0.5%	8.6%	9.2%	9.1%
% of FP17s Relating to Free Repair or Replacements	0	370	0.0%	0.9%	1.0%	0.8%
% of FP17s Relating to Continuations	1	370	0.3%	1.2%	1.2%	1.1%
% of Patients satisfied with the dentistry they have received	0	0	N/A	91.4%	91.6%	91.4%
% of Patients satisfied with the time they had to wait for an appointment	0	0	N/A	87.5%	88.1%	87.7%

* This is based on patients treated on this contract for their most recent course of treatment. Figures in italics indicate the base number of FP17s or Patient Questionnaire responses are less than 100. N/A is shown where the base number of responses is less than 10 during the period. % is calculated as Quantity/Base number*100

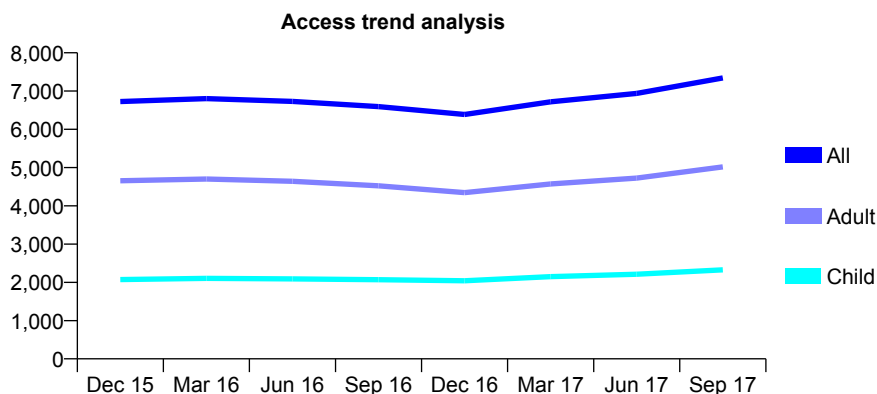
Q52 - Vital Signs At a Glance Contract Report for 764302/0001 - September 2017

Name or company name	MR IH AL-HUSSEIN
Contract type name	GDS Contract
Purpose of contract	General
Contract start date	01/04/2006
Contract end date	

17/18 Contracted general activity (UDA)	15,945
Carry forward general activity (UDA)	0
17/18 Contracted orthodontic activity (UOA)	0
Carry forward orthodontic activity (UOA)	0
Baseline contract value	£476,554.30

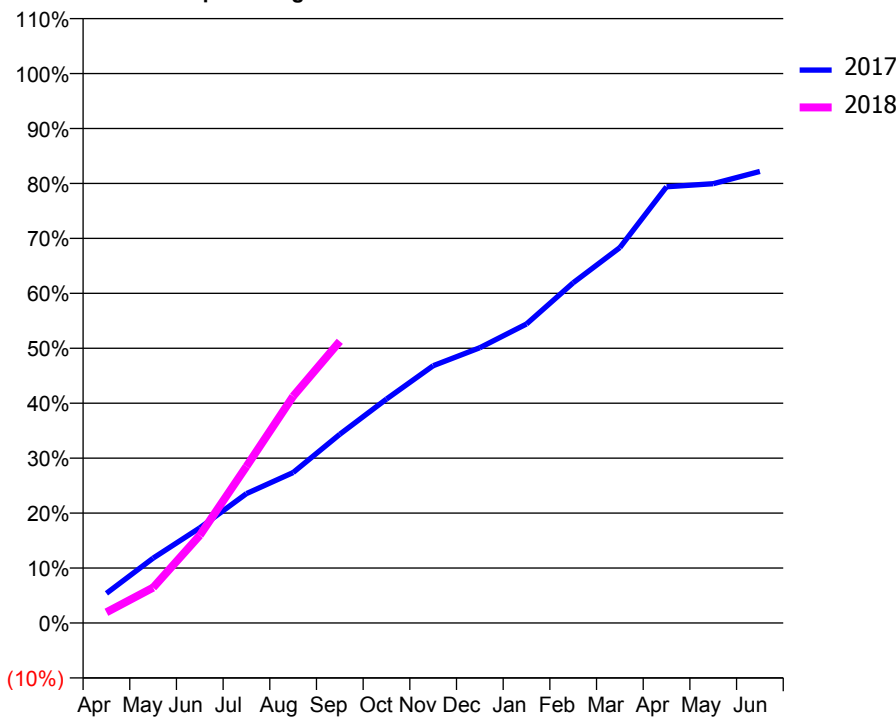
ACCESS*

Patients seen in 24 months	Total	Change since previous quarter
Quarter ending September 2016	6,592	
Quarter ending December 2016	6,387	↓
Quarter ending March 2017	6,718	↑
Quarter ending June 2017	6,937	↑
Quarter ending September 2017	7,344	↑
Variance since September 2016	11.4%	↑



ACTIVITY

Cumulative percentage of contracted UDA delivered 2017 & 2018



Month	Adjusted Scheduled Activity (UDA)	
	2017	2018
April	859	313
May	1,881	1,028
June	2,761	2,543
July	3,757	4,543
August	4,365	6,581
September	5,476	8,175
October	6,500	
November	7,466	
December	7,988	
January	8,679	
February	9,871	
March	10,896	
April	12,660	
May	12,747	
June	13,104	

QUALITY

	Quantity	Base Number	Contract	AT	Region	England
% of FP17s for the same patient ID Re-attending within 3 months - Children	91	2,058	4.4%	10.9%	12.8%	11.9%
% of FP17s for the same patient ID Re-attending within 3 months - Adults	315	3,857	8.2%	14.9%	16.5%	15.9%
% of FP17s for the same patient ID Re-attending between 3 & 9 months - Children	946	2,058	46.0%	61.0%	59.7%	58.1%
% of FP17s for the same patient ID Re-attending between 3 & 9 months - Adults	1,466	3,857	38.0%	54.9%	53.0%	50.6%
% of FP17s for Band 1 Urgent Courses	272	4,189	6.5%	8.6%	9.2%	9.1%
% of FP17s Relating to Free Repair or Replacements	0	4,189	0.0%	0.9%	1.0%	0.8%
% of FP17s Relating to Continuations	30	4,189	0.7%	1.2%	1.2%	1.1%
% of Patients satisfied with the dentistry they have received	9	11	81.8%	91.4%	91.6%	91.4%
% of Patients satisfied with the time they had to wait for an appointment	11	11	100.0%	87.5%	88.1%	87.7%

* This is based on patients treated on this contract for their most recent course of treatment. Figures in italics indicate the base number of FP17s or Patient Questionnaire responses are less than 100. N/A is shown where the base number of responses is less than 10 during the period. % is calculated as Quantity/Base number*100

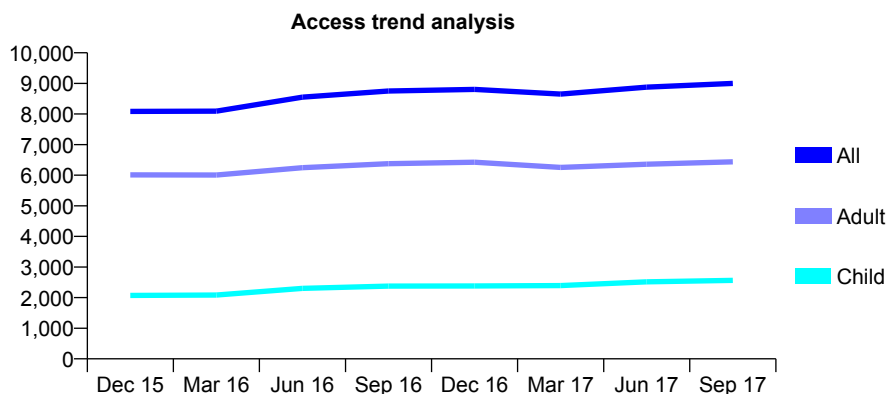
Q52 - Vital Signs At a Glance Contract Report for 765007/0002 - September 2017

Name or company name	Nationwide Healthcare Providers Ltd
Contract type name	GDS Contract
Purpose of contract	General
Contract start date	01/04/2008
Contract end date	

17/18 Contracted general activity (UDA)	26,101
Carry forward general activity (UDA)	0
17/18 Contracted orthodontic activity (UOA)	0
Carry forward orthodontic activity (UOA)	0
Baseline contract value	£627,078.57

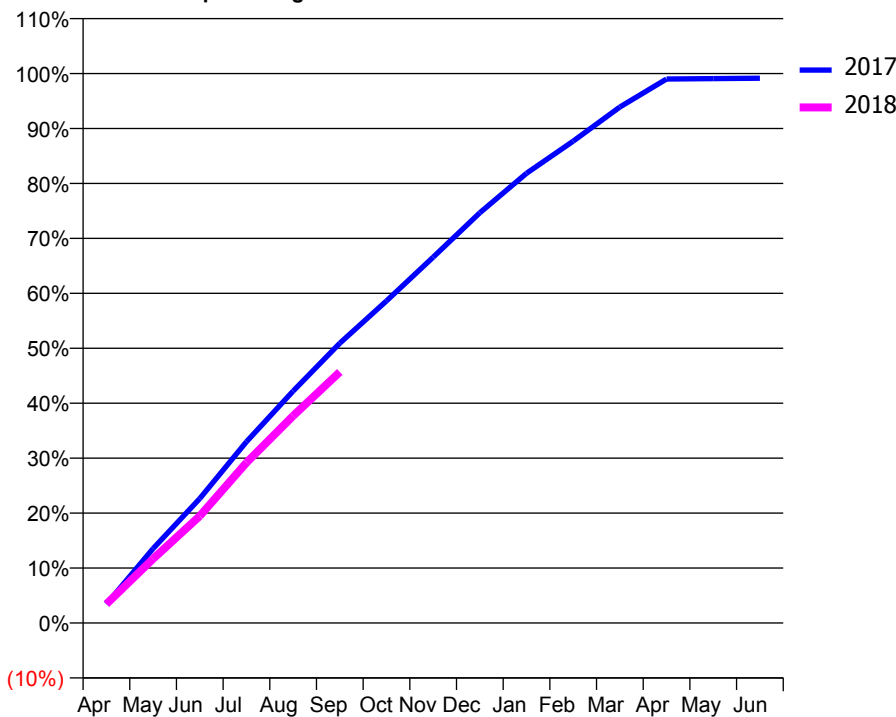
ACCESS*

Patients seen in 24 months	Total	Change since previous quarter
Quarter ending September 2016	8,753	
Quarter ending December 2016	8,803	→
Quarter ending March 2017	8,651	↓
Quarter ending June 2017	8,876	↑
Quarter ending September 2017	9,001	→
Variance since September 2016	2.8%	↑



ACTIVITY

Cumulative percentage of contracted UDA delivered 2017 & 2018



Month	Adjusted Scheduled Activity (UDA)	
	2017	2018
April	895	900
May	3,538	3,050
June	5,914	5,083
July	8,608	7,616
August	11,015	9,838
September	13,291	11,922
October	15,298	
November	17,374	
December	19,485	
January	21,360	
February	22,886	
March	24,512	
April	25,841	
May	25,861	
June	25,875	

QUALITY

	Quantity	Base Number	Contract	AT	Region	England
% of FP17s for the same patient ID Re-attending within 3 months - Children	129	1,647	7.8%	10.9%	12.8%	11.9%
% of FP17s for the same patient ID Re-attending within 3 months - Adults	405	3,741	10.8%	14.9%	16.5%	15.9%
% of FP17s for the same patient ID Re-attending between 3 & 9 months - Children	857	1,647	52.0%	61.0%	59.7%	58.1%
% of FP17s for the same patient ID Re-attending between 3 & 9 months - Adults	1,724	3,741	46.1%	54.9%	53.0%	50.6%
% of FP17s for Band 1 Urgent Courses	79	4,922	1.6%	8.6%	9.2%	9.1%
% of FP17s Relating to Free Repair or Replacements	21	4,922	0.4%	0.9%	1.0%	0.8%
% of FP17s Relating to Continuations	140	4,922	2.8%	1.2%	1.2%	1.1%
% of Patients satisfied with the dentistry they have received	5	6	N/A	91.4%	91.6%	91.4%
% of Patients satisfied with the time they had to wait for an appointment	6	6	N/A	87.5%	88.1%	87.7%

* This is based on patients treated on this contract for their most recent course of treatment. Figures in italics indicate the base number of FP17s or Patient Questionnaire responses are less than 100. N/A is shown where the base number of responses is less than 10 during the period. % is calculated as Quantity/Base number*100

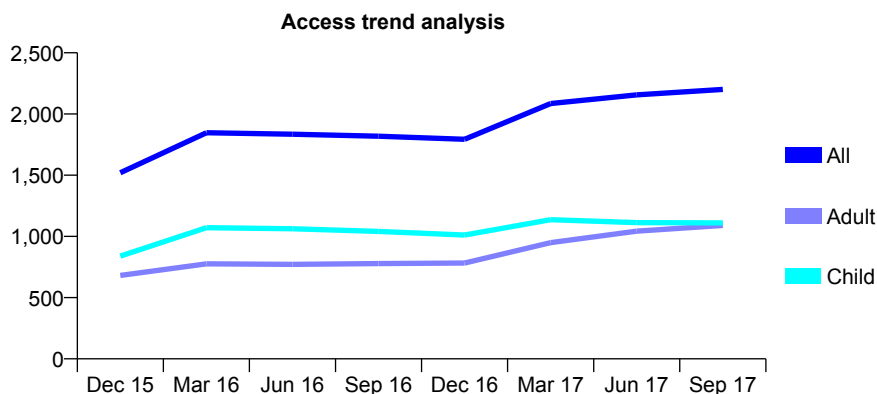
Q52 - Vital Signs At a Glance Contract Report for 772038/0001 - September 2017

Name or company name	MR Z HUSSAIN
Contract type name	GDS Contract
Purpose of contract	General
Contract start date	01/04/2006
Contract end date	

17/18 Contracted general activity (UDA)	6,112
Carry forward general activity (UDA)	0
17/18 Contracted orthodontic activity (UOA)	0
Carry forward orthodontic activity (UOA)	0
Baseline contract value	£152,537.99

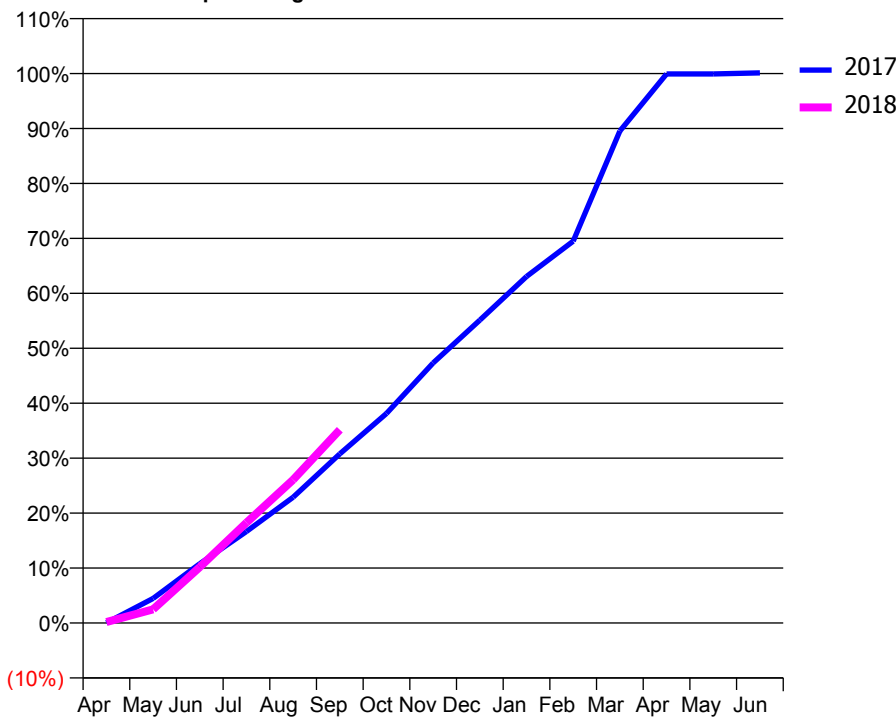
ACCESS*

Patients seen in 24 months	Total	Change since previous quarter
Quarter ending September 2016	1,819	
Quarter ending December 2016	1,794	↓
Quarter ending March 2017	2,086	↑
Quarter ending June 2017	2,156	↑
Quarter ending September 2017	2,201	↑
Variance since September 2016	21.0%	↑



ACTIVITY

Cumulative percentage of contracted UDA delivered 2017 & 2018



Month	Adjusted Scheduled Activity (UDA)	
	2017	2018
April	3	11
May	273	153
June	656	622
July	1,012	1,116
August	1,390	1,594
September	1,870	2,150
October	2,316	
November	2,875	
December	3,347	
January	3,830	
February	4,221	
March	5,438	
April	6,068	
May	6,068	
June	6,080	

QUALITY

	Quantity	Base Number	Contract	AT	Region	England
% of FP17s for the same patient ID Re-attending within 3 months - Children	22	1,133	1.9%	10.9%	12.8%	11.9%
% of FP17s for the same patient ID Re-attending within 3 months - Adults	12	701	1.7%	14.9%	16.5%	15.9%
% of FP17s for the same patient ID Re-attending between 3 & 9 months - Children	940	1,133	83.0%	61.0%	59.7%	58.1%
% of FP17s for the same patient ID Re-attending between 3 & 9 months - Adults	399	701	56.9%	54.9%	53.0%	50.6%
% of FP17s for Band 1 Urgent Courses	19	1,546	1.2%	8.6%	9.2%	9.1%
% of FP17s Relating to Free Repair or Replacements	0	1,546	0.0%	0.9%	1.0%	0.8%
% of FP17s Relating to Continuations	0	1,546	0.0%	1.2%	1.2%	1.1%
% of Patients satisfied with the dentistry they have received	3	3	N/A	91.4%	91.6%	91.4%
% of Patients satisfied with the time they had to wait for an appointment	3	3	N/A	87.5%	88.1%	87.7%

* This is based on patients treated on this contract for their most recent course of treatment. Figures in italics indicate the base number of FP17s or Patient Questionnaire responses are less than 100. N/A is shown where the base number of responses is less than 10 during the period. % is calculated as Quantity/Base number*100

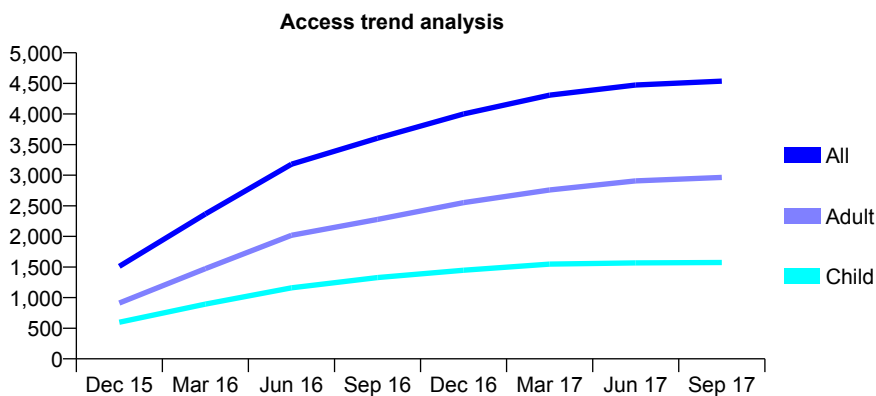
Q52 - Vital Signs At a Glance Contract Report for 773867/0002 - September 2017

Name or company name	MR PK TSAKPO
Contract type name	GDS Contract
Purpose of contract	General
Contract start date	19/08/2015
Contract end date	

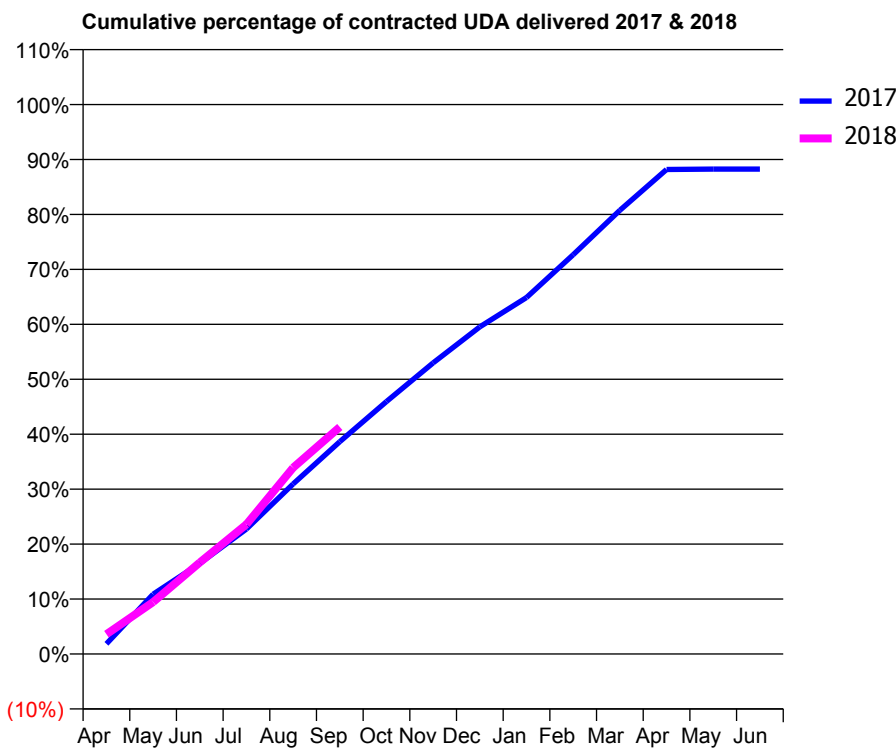
17/18 Contracted general activity (UDA)	15,240
Carry forward general activity (UDA)	0
17/18 Contracted orthodontic activity (UOA)	0
Carry forward orthodontic activity (UOA)	0
Baseline contract value	£397,579.93

ACCESS*

Patients seen in 24 months	Total	Change since previous quarter
Quarter ending September 2016	3,605	
Quarter ending December 2016	4,001	↑
Quarter ending March 2017	4,308	↑
Quarter ending June 2017	4,474	↑
Quarter ending September 2017	4,538	→
Variance since September 2016	25.9%	↑



ACTIVITY



Month	Adjusted Scheduled Activity (UDA)	
	2017	2018
April	281	549
May	1,658	1,442
June	2,513	2,537
July	3,467	3,596
August	4,716	5,167
September	5,888	6,298
October	7,002	
November	8,076	
December	9,072	
January	9,888	
February	11,074	
March	12,308	
April	13,438	
May	13,450	
June	13,447	

QUALITY

	Quantity	Base Number	Contract	AT	Region	England
% of FP17s for the same patient ID Re-attending within 3 months - Children	157	1,363	11.5%	10.9%	12.8%	11.9%
% of FP17s for the same patient ID Re-attending within 3 months - Adults	404	2,249	18.0%	14.9%	16.5%	15.9%
% of FP17s for the same patient ID Re-attending between 3 & 9 months - Children	678	1,363	49.7%	61.0%	59.7%	58.1%
% of FP17s for the same patient ID Re-attending between 3 & 9 months - Adults	946	2,249	42.1%	54.9%	53.0%	50.6%
% of FP17s for Band 1 Urgent Courses	204	3,109	6.6%	8.6%	9.2%	9.1%
% of FP17s Relating to Free Repair or Replacements	26	3,109	0.8%	0.9%	1.0%	0.8%
% of FP17s Relating to Continuations	32	3,109	1.0%	1.2%	1.2%	1.1%
% of Patients satisfied with the dentistry they have received	6	6	N/A	91.4%	91.6%	91.4%
% of Patients satisfied with the time they had to wait for an appointment	4	6	N/A	87.5%	88.1%	87.7%

* This is based on patients treated on this contract for their most recent course of treatment. Figures in italics indicate the base number of FP17s or Patient Questionnaire responses are less than 100. N/A is shown where the base number of responses is less than 10 during the period. % is calculated as Quantity/Base number*100

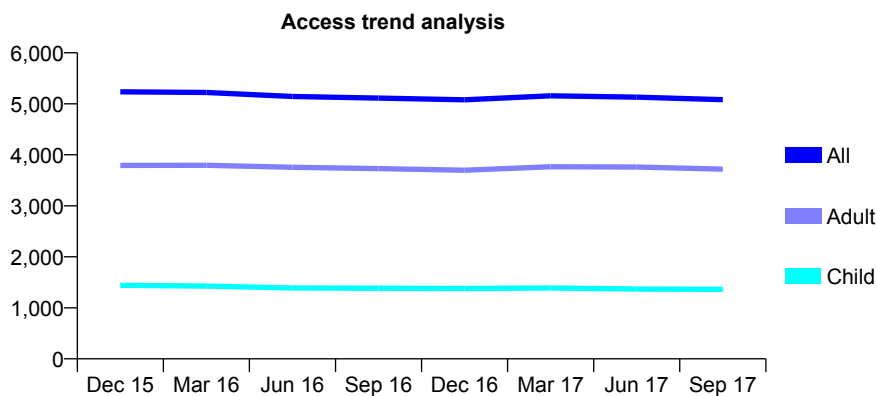
Q52 - Vital Signs At a Glance Contract Report for 776033/0001 - September 2017

Name or company name	MR ET MOREKO
Contract type name	GDS Contract
Purpose of contract	General
Contract start date	01/11/2006
Contract end date	

17/18 Contracted general activity (UDA)	18,800
Carry forward general activity (UDA)	0
17/18 Contracted orthodontic activity (UOA)	0
Carry forward orthodontic activity (UOA)	0
Baseline contract value	£445,041.34

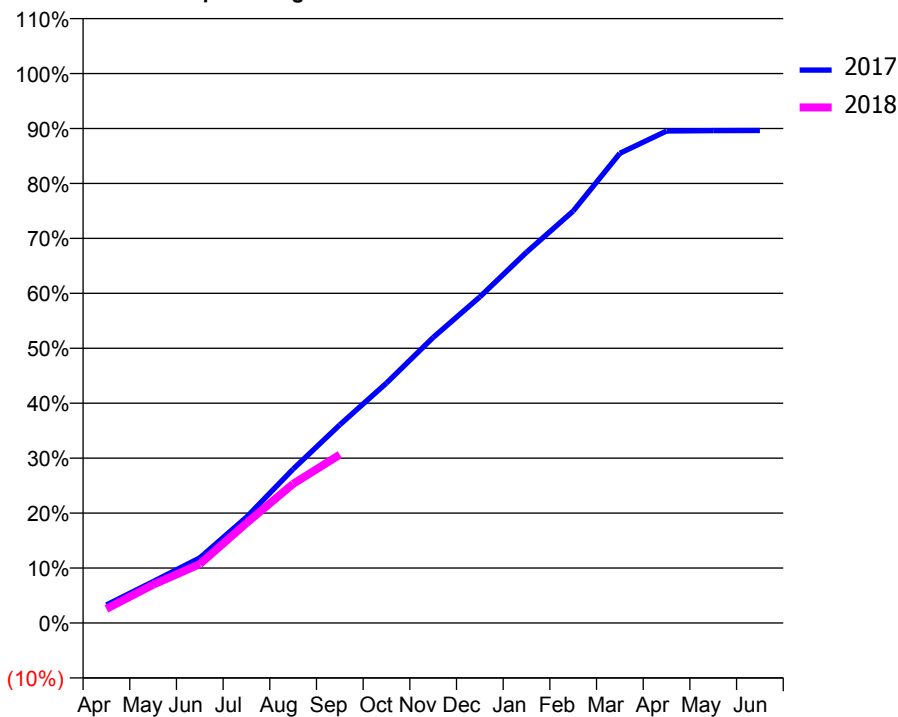
ACCESS*

Patients seen in 24 months	Total	Change since previous quarter
Quarter ending September 2016	5,113	
Quarter ending December 2016	5,078	→
Quarter ending March 2017	5,156	→
Quarter ending June 2017	5,131	→
Quarter ending September 2017	5,082	→
Variance since September 2016	(0.6%)	→



ACTIVITY

Cumulative percentage of contracted UDA delivered 2017 & 2018



Month	Adjusted Scheduled Activity (UDA)	
	2017	2018
April	616	485
May	1,416	1,311
June	2,228	2,015
July	3,620	3,418
August	5,269	4,760
September	6,780	5,760
October	8,209	
November	9,769	
December	11,159	
January	12,687	
February	14,096	
March	16,069	
April	16,833	
May	16,848	
June	16,851	

QUALITY

	Quantity	Base Number	Contract	AT	Region	England
% of FP17s for the same patient ID Re-attending within 3 months - Children	146	1,158	12.6%	10.9%	12.8%	11.9%
% of FP17s for the same patient ID Re-attending within 3 months - Adults	390	2,819	13.8%	14.9%	16.5%	15.9%
% of FP17s for the same patient ID Re-attending between 3 & 9 months - Children	784	1,158	67.7%	61.0%	59.7%	58.1%
% of FP17s for the same patient ID Re-attending between 3 & 9 months - Adults	1,970	2,819	69.9%	54.9%	53.0%	50.6%
% of FP17s for Band 1 Urgent Courses	195	3,631	5.4%	8.6%	9.2%	9.1%
% of FP17s Relating to Free Repair or Replacements	45	3,631	1.2%	0.9%	1.0%	0.8%
% of FP17s Relating to Continuations	20	3,631	0.6%	1.2%	1.2%	1.1%
% of Patients satisfied with the dentistry they have received	6	8	N/A	91.4%	91.6%	91.4%
% of Patients satisfied with the time they had to wait for an appointment	6	8	N/A	87.5%	88.1%	87.7%

* This is based on patients treated on this contract for their most recent course of treatment. Figures in italics indicate the base number of FP17s or Patient Questionnaire responses are less than 100. N/A is shown where the base number of responses is less than 10 during the period. % is calculated as Quantity/Base number*100

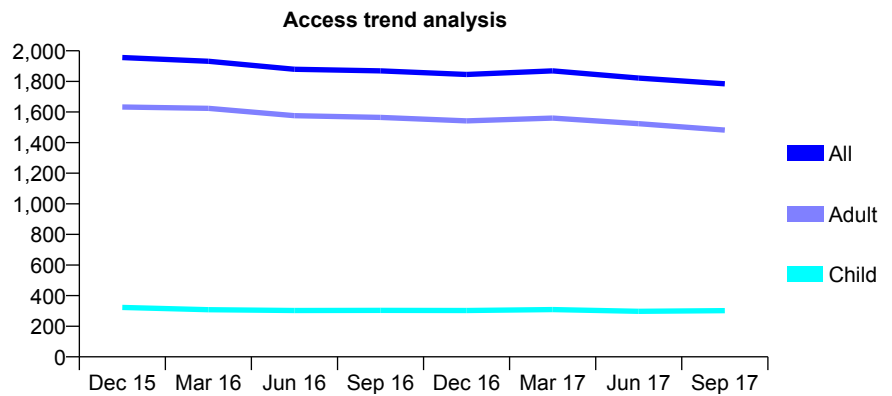
Q52 - Vital Signs At a Glance Contract Report for 776076/0001 - September 2017

Name or company name	Bingley Dental Practice
Contract type name	GDS Contract
Purpose of contract	General
Contract start date	19/05/2011
Contract end date	

17/18 Contracted general activity (UDA)	5,981
Carry forward general activity (UDA)	0
17/18 Contracted orthodontic activity (UOA)	0
Carry forward orthodontic activity (UOA)	0
Baseline contract value	£165,495.11

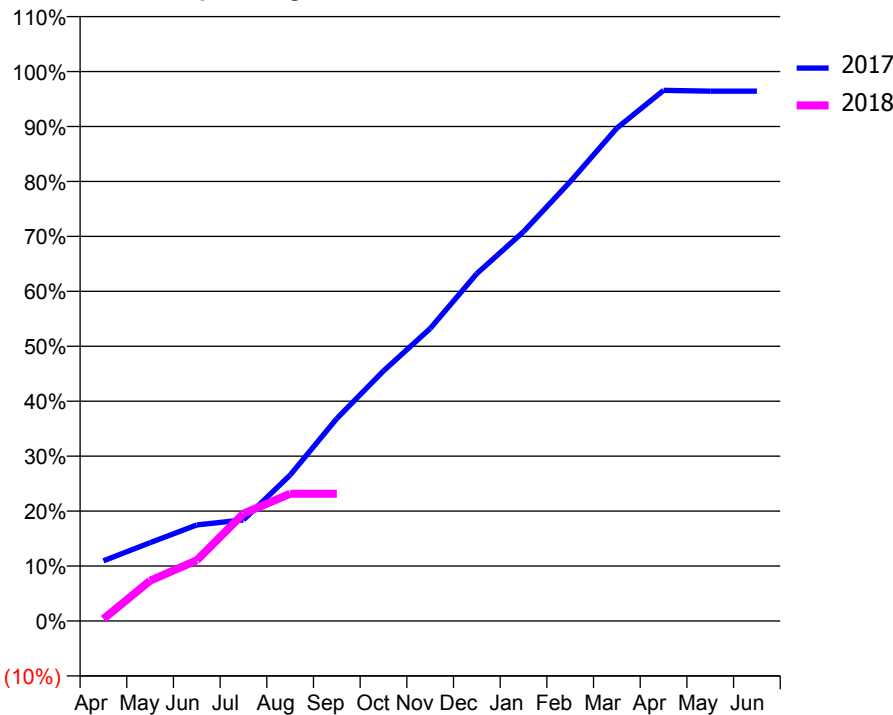
ACCESS*

Patients seen in 24 months	Total	Change since previous quarter
Quarter ending September 2016	1,869	
Quarter ending December 2016	1,845	↓
Quarter ending March 2017	1,869	→
Quarter ending June 2017	1,822	↓
Quarter ending September 2017	1,784	↓
Variance since September 2016	(4.5%)	↓



ACTIVITY

Cumulative percentage of contracted UDA delivered 2017 & 2018



Month	Adjusted Scheduled Activity (UDA)	
	2017	2018
April	655	23
May	853	439
June	1,045	661
July	1,101	1,170
August	1,589	1,385
September	2,204	1,385
October	2,723	
November	3,183	
December	3,781	
January	4,238	
February	4,782	
March	5,366	
April	5,776	
May	5,768	
June	5,768	

QUALITY

	Quantity	Base Number	Contract	AT	Region	England
% of FP17s for the same patient ID Re-attending within 3 months - Children	7	145	4.8%	10.9%	12.8%	11.9%
% of FP17s for the same patient ID Re-attending within 3 months - Adults	87	835	10.4%	14.9%	16.5%	15.9%
% of FP17s for the same patient ID Re-attending between 3 & 9 months - Children	108	145	74.5%	61.0%	59.7%	58.1%
% of FP17s for the same patient ID Re-attending between 3 & 9 months - Adults	644	835	77.1%	54.9%	53.0%	50.6%
% of FP17s for Band 1 Urgent Courses	35	772	4.5%	8.6%	9.2%	9.1%
% of FP17s Relating to Free Repair or Replacements	6	772	0.8%	0.9%	1.0%	0.8%
% of FP17s Relating to Continuations	8	772	1.0%	1.2%	1.2%	1.1%
% of Patients satisfied with the dentistry they have received	15	15	100.0%	91.4%	91.6%	91.4%
% of Patients satisfied with the time they had to wait for an appointment	14	15	93.3%	87.5%	88.1%	87.7%

* This is based on patients treated on this contract for their most recent course of treatment. Figures in italics indicate the base number of FP17s or Patient Questionnaire responses are less than 100. N/A is shown where the base number of responses is less than 10 during the period. % is calculated as Quantity/Base number*100

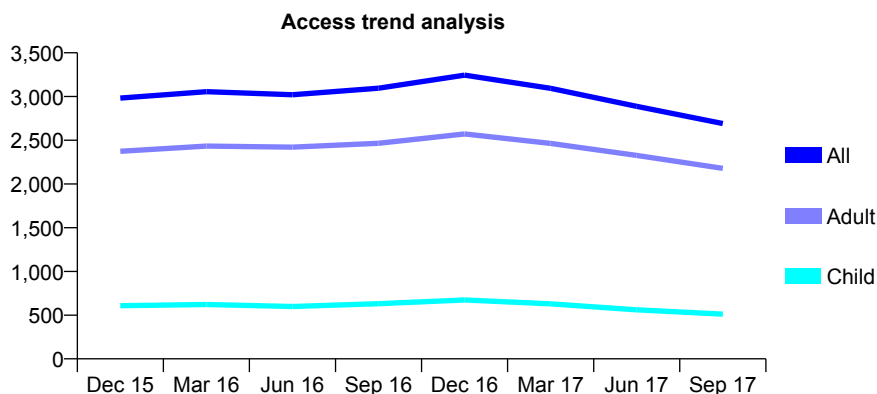
Q52 - Vital Signs At a Glance Contract Report for 776777/0001 - September 2017

Name or company name	MR HR LETUKA
Contract type name	PDS Contract
Purpose of contract	General
Contract start date	16/02/2008
Contract end date	15/02/2018

17/18 Contracted general activity (UDA)	8,516
Carry forward general activity (UDA)	0
17/18 Contracted orthodontic activity (UOA)	0
Carry forward orthodontic activity (UOA)	0
Baseline contract value	£266,838.66

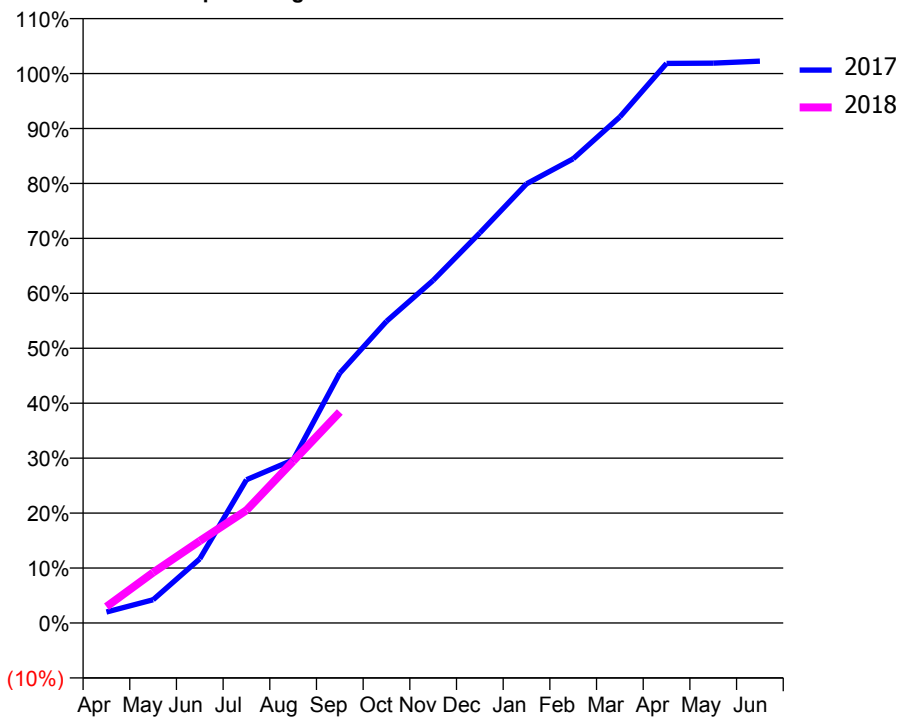
ACCESS*

Patients seen in 24 months	Total	Change since previous quarter
Quarter ending September 2016	3,095	
Quarter ending December 2016	3,245	↑
Quarter ending March 2017	3,093	↓
Quarter ending June 2017	2,887	↓
Quarter ending September 2017	2,691	↓
Variance since September 2016	(13.1%)	↓



ACTIVITY

Cumulative percentage of contracted UDA delivered 2017 & 2018



Month	Adjusted Scheduled Activity (UDA)	
	2017	2018
April	194	254
May	411	782
June	1,133	1,272
July	2,528	1,747
August	2,880	2,507
September	4,413	3,270
October	5,326	
November	6,047	
December	6,885	
January	7,753	
February	8,196	
March	8,933	
April	9,877	
May	9,883	
June	9,917	

QUALITY

	Quantity	Base Number	Contract	AT	Region	England
% of FP17s for the same patient ID Re-attending within 3 months - Children	30	408	7.4%	10.9%	12.8%	11.9%
% of FP17s for the same patient ID Re-attending within 3 months - Adults	221	1,630	13.6%	14.9%	16.5%	15.9%
% of FP17s for the same patient ID Re-attending between 3 & 9 months - Children	242	408	59.3%	61.0%	59.7%	58.1%
% of FP17s for the same patient ID Re-attending between 3 & 9 months - Adults	868	1,630	53.3%	54.9%	53.0%	50.6%
% of FP17s for Band 1 Urgent Courses	116	1,600	7.2%	8.6%	9.2%	9.1%
% of FP17s Relating to Free Repair or Replacements	0	1,600	0.0%	0.9%	1.0%	0.8%
% of FP17s Relating to Continuations	22	1,600	1.4%	1.2%	1.2%	1.1%
% of Patients satisfied with the dentistry they have received	3	4	N/A	91.4%	91.6%	91.4%
% of Patients satisfied with the time they had to wait for an appointment	1	4	N/A	87.5%	88.1%	87.7%

* This is based on patients treated on this contract for their most recent course of treatment. Figures in italics indicate the base number of FP17s or Patient Questionnaire responses are less than 100. N/A is shown where the base number of responses is less than 10 during the period. % is calculated as Quantity/Base number*100

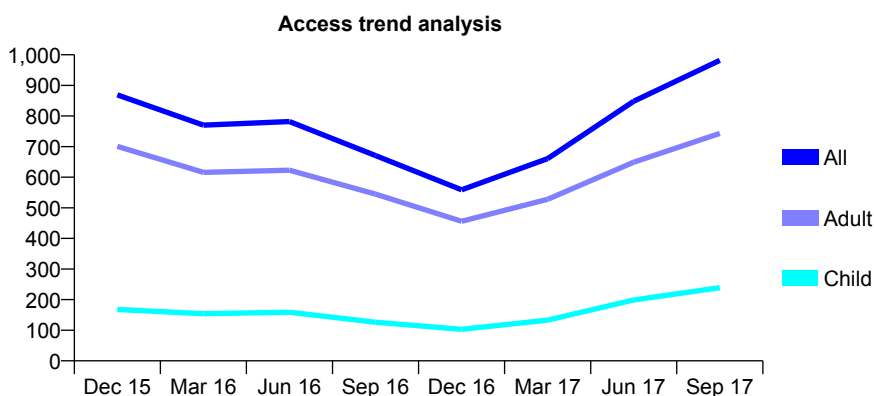
Q52 - Vital Signs At a Glance Contract Report for 776777/0002 - September 2017

Name or company name	MR HR LETUKA
Contract type name	PDS Contract
Purpose of contract	General
Contract start date	24/06/2008
Contract end date	23/06/2018

17/18 Contracted general activity (UDA)	2,300
Carry forward general activity (UDA)	0
17/18 Contracted orthodontic activity (UOA)	0
Carry forward orthodontic activity (UOA)	0
Baseline contract value	£66,850.17

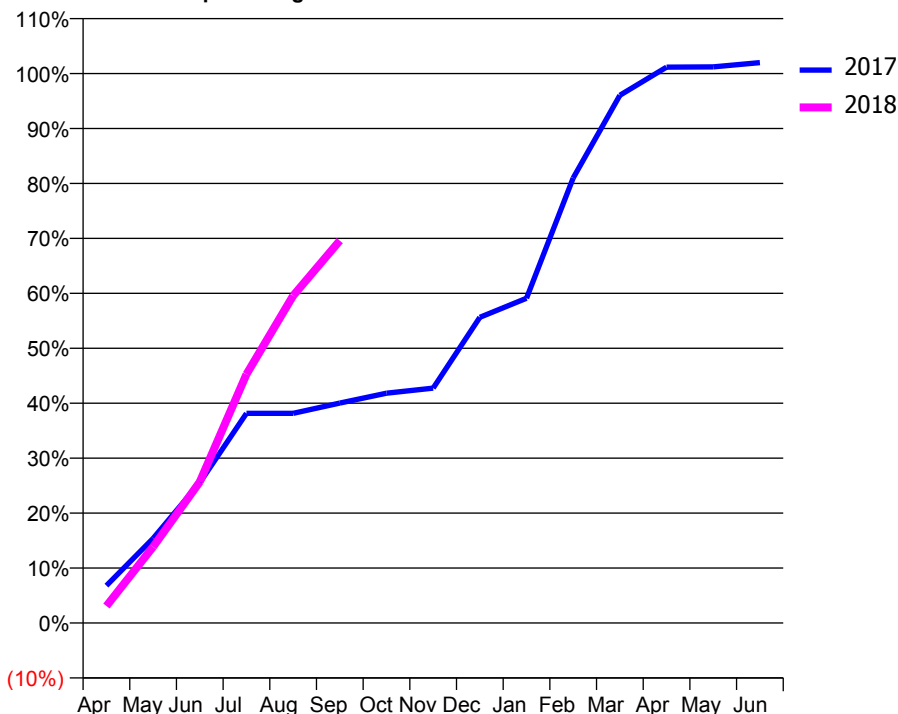
ACCESS*

Patients seen in 24 months	Total	Change since previous quarter
Quarter ending September 2016	671	
Quarter ending December 2016	559	↓
Quarter ending March 2017	661	↑
Quarter ending June 2017	848	↑
Quarter ending September 2017	982	↑
Variance since September 2016	46.3%	↑



ACTIVITY

Cumulative percentage of contracted UDA delivered 2017 & 2018



Adjusted Scheduled Activity (UDA)

Month	2017	2018
April	157	71
May	354	319
June	587	591
July	878	1,041
August	878	1,370
September	921	1,601
October	962	
November	983	
December	1,279	
January	1,359	
February	1,863	
March	2,209	
April	2,327	
May	2,328	
June	2,346	

QUALITY

	Quantity	Base Number	Contract	AT	Region	England
% of FP17s for the same patient ID Re-attending within 3 months - Children	8	225	3.6%	10.9%	12.8%	11.9%
% of FP17s for the same patient ID Re-attending within 3 months - Adults	44	552	8.0%	14.9%	16.5%	15.9%
% of FP17s for the same patient ID Re-attending between 3 & 9 months - Children	32	225	14.2%	61.0%	59.7%	58.1%
% of FP17s for the same patient ID Re-attending between 3 & 9 months - Adults	75	552	13.6%	54.9%	53.0%	50.6%
% of FP17s for Band 1 Urgent Courses	58	717	8.1%	8.6%	9.2%	9.1%
% of FP17s Relating to Free Repair or Replacements	0	717	0.0%	0.9%	1.0%	0.8%
% of FP17s Relating to Continuations	5	717	0.7%	1.2%	1.2%	1.1%
% of Patients satisfied with the dentistry they have received	1	1	N/A	91.4%	91.6%	91.4%
% of Patients satisfied with the time they had to wait for an appointment	1	1	N/A	87.5%	88.1%	87.7%

* This is based on patients treated on this contract for their most recent course of treatment. Figures in italics indicate the base number of FP17s or Patient Questionnaire responses are less than 100. N/A is shown where the base number of responses is less than 10 during the period. % is calculated as Quantity/Base number*100

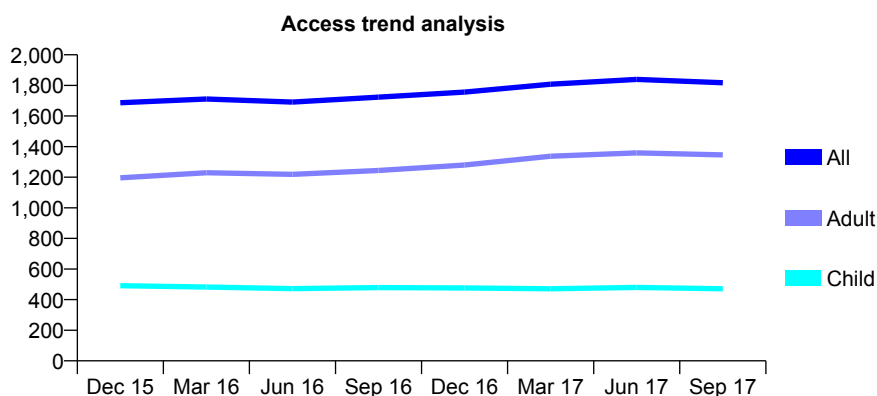
Q52 - Vital Signs At a Glance Contract Report for 782599/0001 - September 2017

Name or company name	MR M BALA
Contract type name	PDS Contract
Purpose of contract	General
Contract start date	01/04/2008
Contract end date	31/08/2017

17/18 Contracted general activity (UDA)	2,735
Carry forward general activity (UDA)	0
17/18 Contracted orthodontic activity (UOA)	0
Carry forward orthodontic activity (UOA)	0
Baseline contract value	£82,337.51

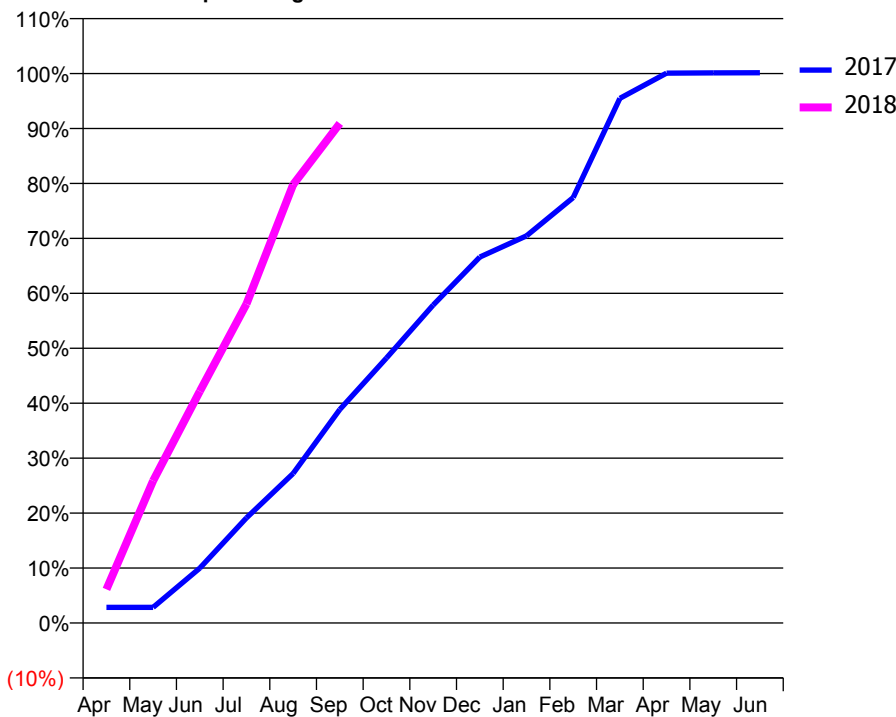
ACCESS*

Patients seen in 24 months	Total	Change since previous quarter
Quarter ending September 2016	1,723	
Quarter ending December 2016	1,756	→
Quarter ending March 2017	1,808	↑
Quarter ending June 2017	1,839	→
Quarter ending September 2017	1,817	↓
Variance since September 2016	5.5%	↑



ACTIVITY

Cumulative percentage of contracted UDA delivered 2017 & 2018



Adjusted Scheduled Activity (UDA)

Month	2017	2018
April	187	168
May	187	708
June	656	1,153
July	1,256	1,588
August	1,787	2,182
September	2,551	2,487
October	3,167	
November	3,798	
December	4,371	
January	4,625	
February	5,083	
March	6,267	
April	6,569	
May	6,572	
June	6,573	

QUALITY

	Quantity	Base Number	Contract	AT	Region	England
% of FP17s for the same patient ID Re-attending within 3 months - Children	23	316	7.3%	10.9%	12.8%	11.9%
% of FP17s for the same patient ID Re-attending within 3 months - Adults	139	941	14.8%	14.9%	16.5%	15.9%
% of FP17s for the same patient ID Re-attending between 3 & 9 months - Children	198	316	62.7%	61.0%	59.7%	58.1%
% of FP17s for the same patient ID Re-attending between 3 & 9 months - Adults	547	941	58.1%	54.9%	53.0%	50.6%
% of FP17s for Band 1 Urgent Courses	48	1,146	4.2%	8.6%	9.2%	9.1%
% of FP17s Relating to Free Repair or Replacements	4	1,146	0.3%	0.9%	1.0%	0.8%
% of FP17s Relating to Continuations	12	1,146	1.0%	1.2%	1.2%	1.1%
% of Patients satisfied with the dentistry they have received	7	7	N/A	91.4%	91.6%	91.4%
% of Patients satisfied with the time they had to wait for an appointment	7	7	N/A	87.5%	88.1%	87.7%

* This is based on patients treated on this contract for their most recent course of treatment. Figures in italics indicate the base number of FP17s or Patient Questionnaire responses are less than 100. N/A is shown where the base number of responses is less than 10 during the period. % is calculated as Quantity/Base number*100

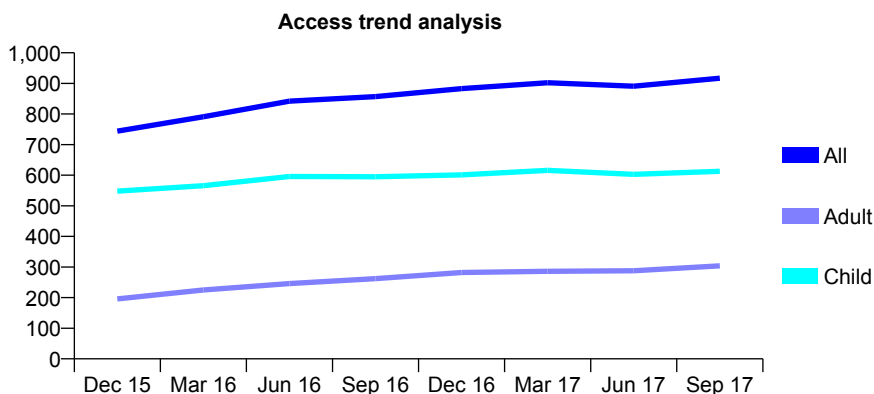
Q52 - Vital Signs At a Glance Contract Report for 782815/0001 - September 2017

Name or company name	MR OJ WAINWRIGHT
Contract type name	GDS Contract
Purpose of contract	General
Contract start date	01/02/2015
Contract end date	

17/18 Contracted general activity (UDA)	2,182
Carry forward general activity (UDA)	0
17/18 Contracted orthodontic activity (UOA)	0
Carry forward orthodontic activity (UOA)	0
Baseline contract value	£47,326.14

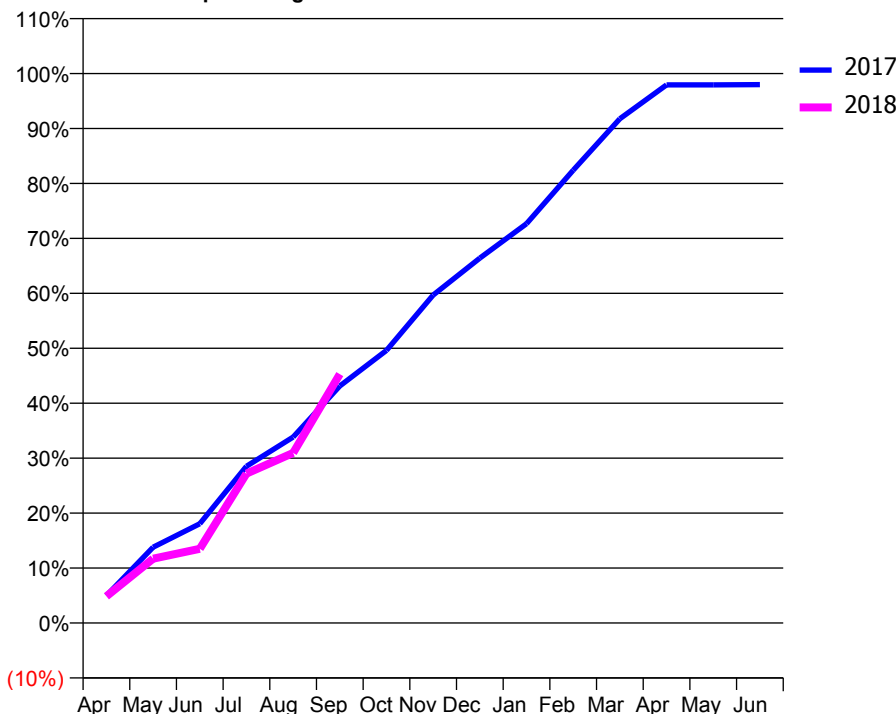
ACCESS*

Patients seen in 24 months	Total	Change since previous quarter
Quarter ending September 2016	857	
Quarter ending December 2016	883	↑
Quarter ending March 2017	902	↑
Quarter ending June 2017	891	↓
Quarter ending September 2017	917	↑
Variance since September 2016	7.0%	↑



ACTIVITY

Cumulative percentage of contracted UDA delivered 2017 & 2018



Month	Adjusted Scheduled Activity (UDA)	
	2017	2018
April	109	106
May	301	255
June	394	295
July	623	593
August	739	676
September	941	988
October	1,083	
November	1,302	
December	1,449	
January	1,586	
February	1,798	
March	2,002	
April	2,137	
May	2,137	
June	2,138	

QUALITY

	Quantity	Base Number	Contract	AT	Region	England
% of FP17s for the same patient ID Re-attending within 3 months - Children	61	616	9.9%	10.9%	12.8%	11.9%
% of FP17s for the same patient ID Re-attending within 3 months - Adults	34	197	17.3%	14.9%	16.5%	15.9%
% of FP17s for the same patient ID Re-attending between 3 & 9 months - Children	425	616	69.0%	61.0%	59.7%	58.1%
% of FP17s for the same patient ID Re-attending between 3 & 9 months - Adults	120	197	60.9%	54.9%	53.0%	50.6%
% of FP17s for Band 1 Urgent Courses	22	716	3.1%	8.6%	9.2%	9.1%
% of FP17s Relating to Free Repair or Replacements	2	716	0.3%	0.9%	1.0%	0.8%
% of FP17s Relating to Continuations	0	716	0.0%	1.2%	1.2%	1.1%
% of Patients satisfied with the dentistry they have received	0	0	N/A	91.4%	91.6%	91.4%
% of Patients satisfied with the time they had to wait for an appointment	0	0	N/A	87.5%	88.1%	87.7%

* This is based on patients treated on this contract for their most recent course of treatment. Figures in italics indicate the base number of FP17s or Patient Questionnaire responses are less than 100. N/A is shown where the base number of responses is less than 10 during the period. % is calculated as Quantity/Base number*100

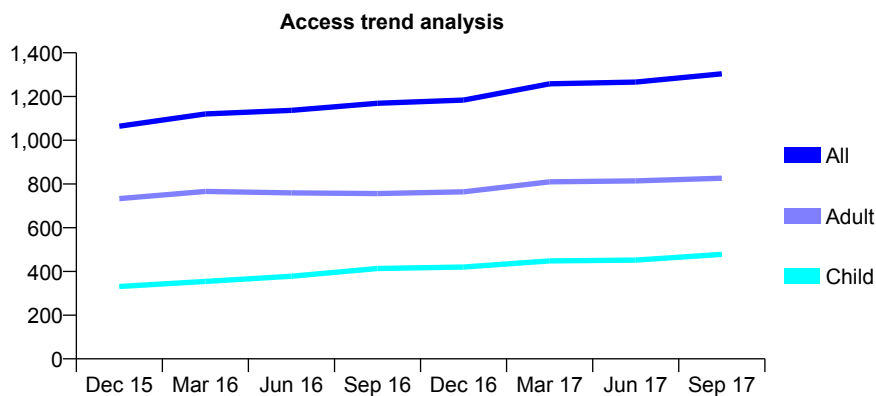
Q52 - Vital Signs At a Glance Contract Report for 793396/0001 - September 2017

Name or company name	MR JP SIWEK
Contract type name	GDS Contract
Purpose of contract	General
Contract start date	01/04/2006
Contract end date	

17/18 Contracted general activity (UDA)	3,533
Carry forward general activity (UDA)	0
17/18 Contracted orthodontic activity (UOA)	0
Carry forward orthodontic activity (UOA)	0
Baseline contract value	£94,846.29

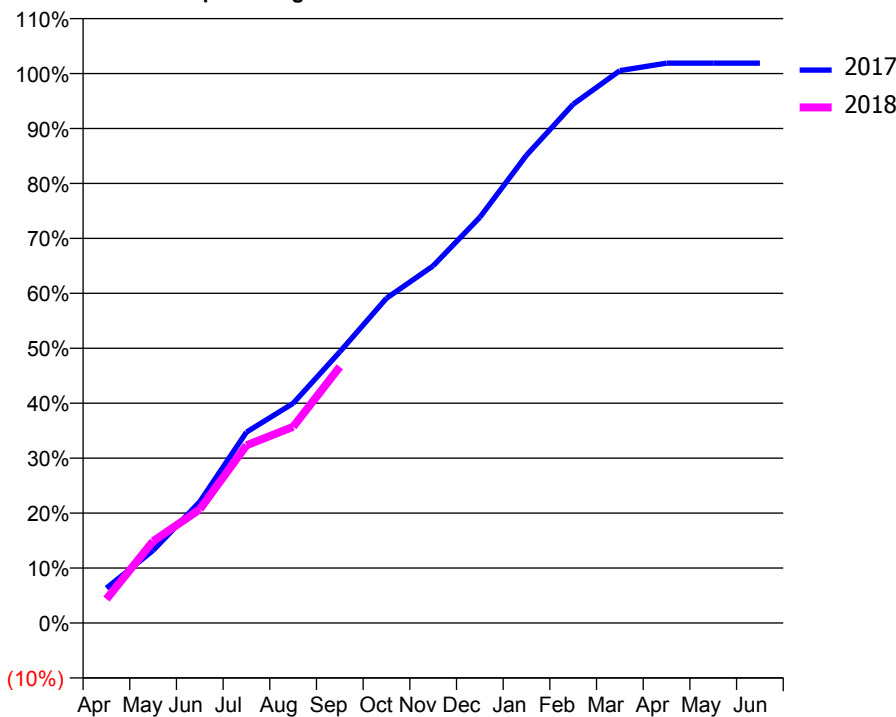
ACCESS*

Patients seen in 24 months	Total	Change since previous quarter
Quarter ending September 2016	1,169	
Quarter ending December 2016	1,184	→
Quarter ending March 2017	1,258	↑
Quarter ending June 2017	1,266	→
Quarter ending September 2017	1,304	↑
Variance since September 2016	11.5%	↑



ACTIVITY

Cumulative percentage of contracted UDA delivered 2017 & 2018



Month	Adjusted Scheduled Activity (UDA)	
	2017	2018
April	224	154
May	467	526
June	780	731
July	1,227	1,142
August	1,412	1,262
September	1,743	1,647
October	2,088	
November	2,297	
December	2,608	
January	3,008	
February	3,335	
March	3,552	
April	3,600	
May	3,600	
June	3,600	

QUALITY

	Quantity	Base Number	Contract	AT	Region	England
% of FP17s for the same patient ID Re-attending within 3 months - Children	34	319	10.7%	10.9%	12.8%	11.9%
% of FP17s for the same patient ID Re-attending within 3 months - Adults	72	546	13.2%	14.9%	16.5%	15.9%
% of FP17s for the same patient ID Re-attending between 3 & 9 months - Children	166	319	52.0%	61.0%	59.7%	58.1%
% of FP17s for the same patient ID Re-attending between 3 & 9 months - Adults	300	546	54.9%	54.9%	53.0%	50.6%
% of FP17s for Band 1 Urgent Courses	12	861	1.4%	8.6%	9.2%	9.1%
% of FP17s Relating to Free Repair or Replacements	0	861	0.0%	0.9%	1.0%	0.8%
% of FP17s Relating to Continuations	2	861	0.2%	1.2%	1.2%	1.1%
% of Patients satisfied with the dentistry they have received	0	0	N/A	91.4%	91.6%	91.4%
% of Patients satisfied with the time they had to wait for an appointment	0	0	N/A	87.5%	88.1%	87.7%

* This is based on patients treated on this contract for their most recent course of treatment. Figures in italics indicate the base number of FP17s or Patient Questionnaire responses are less than 100. N/A is shown where the base number of responses is less than 10 during the period. % is calculated as Quantity/Base number*100

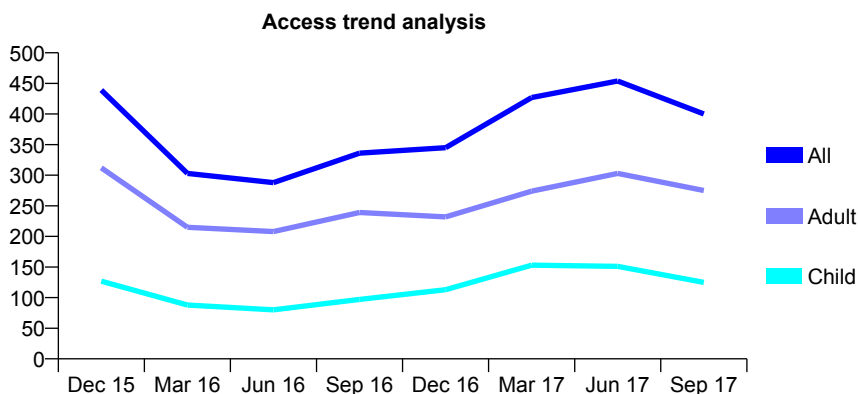
Q52 - Vital Signs At a Glance Contract Report for 800627/0002 - September 2017

Name or company name	Kaushal & Hicks
Contract type name	GDS Contract
Purpose of contract	General
Contract start date	01/04/2006
Contract end date	

17/18 Contracted general activity (UDA)	1,478
Carry forward general activity (UDA)	0
17/18 Contracted orthodontic activity (UOA)	0
Carry forward orthodontic activity (UOA)	0
Baseline contract value	£33,250.60

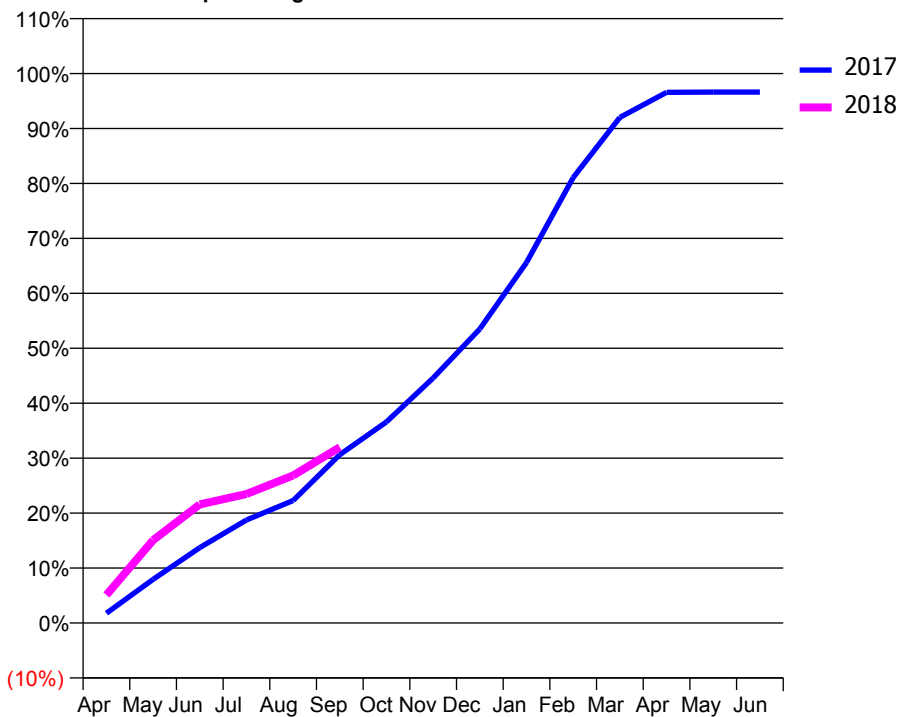
ACCESS*

Patients seen in 24 months	Total	Change since previous quarter
Quarter ending September 2016	336	
Quarter ending December 2016	345	↑
Quarter ending March 2017	427	↑
Quarter ending June 2017	454	↑
Quarter ending September 2017	400	↓
Variance since September 2016	19.0%	↑



ACTIVITY

Cumulative percentage of contracted UDA delivered 2017 & 2018



Month	Adjusted Scheduled Activity (UDA)	
	2017	2018
April	26	75
May	117	223
June	203	319
July	277	347
August	330	397
September	453	473
October	541	
November	659	
December	791	
January	970	
February	1,198	
March	1,360	
April	1,427	
May	1,428	
June	1,428	

QUALITY

	Quantity	Base Number	Contract	AT	Region	England
% of FP17s for the same patient ID Re-attending within 3 months - Children	6	85	7.1%	10.9%	12.8%	11.9%
% of FP17s for the same patient ID Re-attending within 3 months - Adults	22	203	10.8%	14.9%	16.5%	15.9%
% of FP17s for the same patient ID Re-attending between 3 & 9 months - Children	38	85	44.7%	61.0%	59.7%	58.1%
% of FP17s for the same patient ID Re-attending between 3 & 9 months - Adults	58	203	28.6%	54.9%	53.0%	50.6%
% of FP17s for Band 1 Urgent Courses	14	257	5.4%	8.6%	9.2%	9.1%
% of FP17s Relating to Free Repair or Replacements	4	257	1.6%	0.9%	1.0%	0.8%
% of FP17s Relating to Continuations	1	257	0.4%	1.2%	1.2%	1.1%
% of Patients satisfied with the dentistry they have received	0	1	N/A	91.4%	91.6%	91.4%
% of Patients satisfied with the time they had to wait for an appointment	1	1	N/A	87.5%	88.1%	87.7%

* This is based on patients treated on this contract for their most recent course of treatment. Figures in italics indicate the base number of FP17s or Patient Questionnaire responses are less than 100. N/A is shown where the base number of responses is less than 10 during the period. % is calculated as Quantity/Base number*100

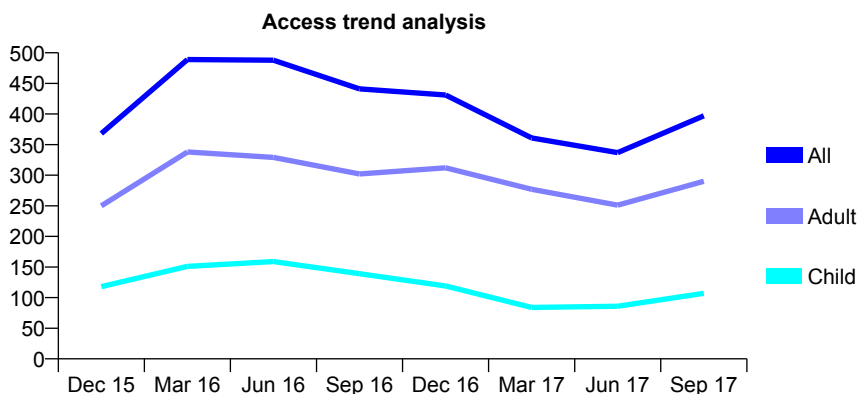
Q52 - Vital Signs At a Glance Contract Report for 800627/0003 - September 2017

Name or company name	Kaushal & Hicks
Contract type name	GDS Contract
Purpose of contract	General
Contract start date	15/06/2010
Contract end date	

17/18 Contracted general activity (UDA)	1,369
Carry forward general activity (UDA)	0
17/18 Contracted orthodontic activity (UOA)	0
Carry forward orthodontic activity (UOA)	0
Baseline contract value	£31,358.96

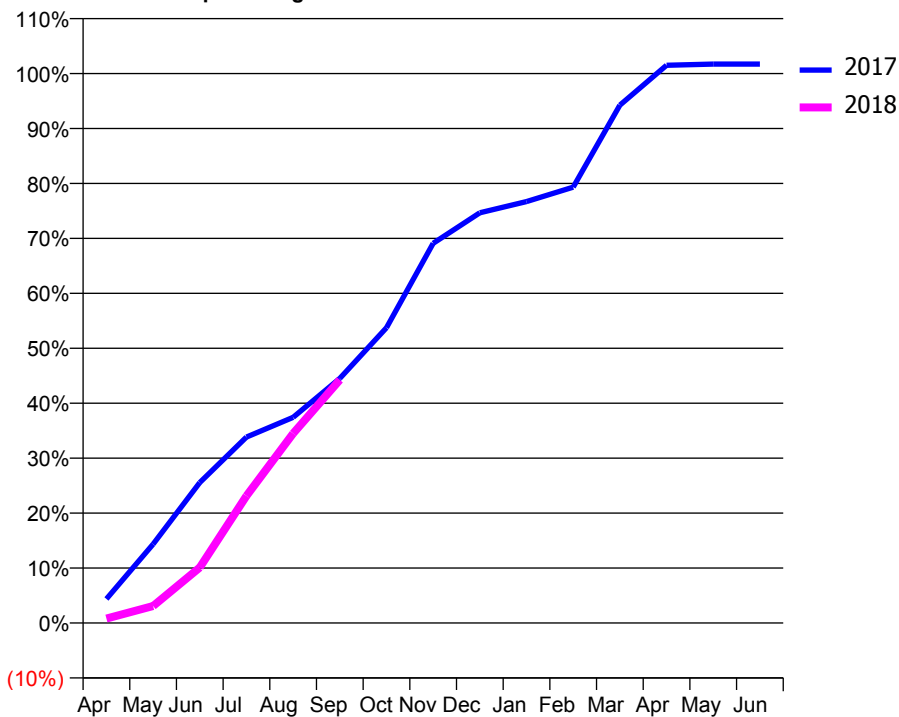
ACCESS*

Patients seen in 24 months	Total	Change since previous quarter
Quarter ending September 2016	441	
Quarter ending December 2016	431	↓
Quarter ending March 2017	361	↓
Quarter ending June 2017	337	↓
Quarter ending September 2017	397	↑
Variance since September 2016	(10.0%)	↓



ACTIVITY

Cumulative percentage of contracted UDA delivered 2017 & 2018



Month	Adjusted Scheduled Activity (UDA)	
	2017	2018
April	60	11
May	196	42
June	350	138
July	463	317
August	512	472
September	609	606
October	736	
November	946	
December	1,022	
January	1,050	
February	1,086	
March	1,290	
April	1,389	
May	1,392	
June	1,392	

QUALITY

	Quantity	Base Number	Contract	AT	Region	England
% of FP17s for the same patient ID Re-attending within 3 months - Children	4	94	4.3%	10.9%	12.8%	11.9%
% of FP17s for the same patient ID Re-attending within 3 months - Adults	35	271	12.9%	14.9%	16.5%	15.9%
% of FP17s for the same patient ID Re-attending between 3 & 9 months - Children	16	94	17.0%	61.0%	59.7%	58.1%
% of FP17s for the same patient ID Re-attending between 3 & 9 months - Adults	72	271	26.6%	54.9%	53.0%	50.6%
% of FP17s for Band 1 Urgent Courses	24	326	7.4%	8.6%	9.2%	9.1%
% of FP17s Relating to Free Repair or Replacements	2	326	0.6%	0.9%	1.0%	0.8%
% of FP17s Relating to Continuations	3	326	0.9%	1.2%	1.2%	1.1%
% of Patients satisfied with the dentistry they have received	0	0	N/A	91.4%	91.6%	91.4%
% of Patients satisfied with the time they had to wait for an appointment	0	0	N/A	87.5%	88.1%	87.7%

* This is based on patients treated on this contract for their most recent course of treatment. Figures in italics indicate the base number of FP17s or Patient Questionnaire responses are less than 100. N/A is shown where the base number of responses is less than 10 during the period. % is calculated as Quantity/Base number*100

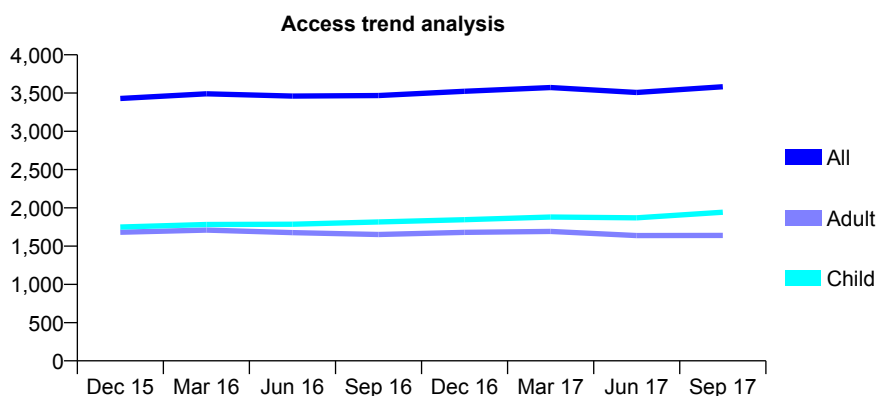
Q52 - Vital Signs At a Glance Contract Report for 811246/0001 - September 2017

Name or company name	MR CJ FINNERTY
Contract type name	PDS Contract
Purpose of contract	General
Contract start date	01/04/2006
Contract end date	31/03/2021

17/18 Contracted general activity (UDA)	11,197
Carry forward general activity (UDA)	0
17/18 Contracted orthodontic activity (UOA)	0
Carry forward orthodontic activity (UOA)	0
Baseline contract value	£331,407.41

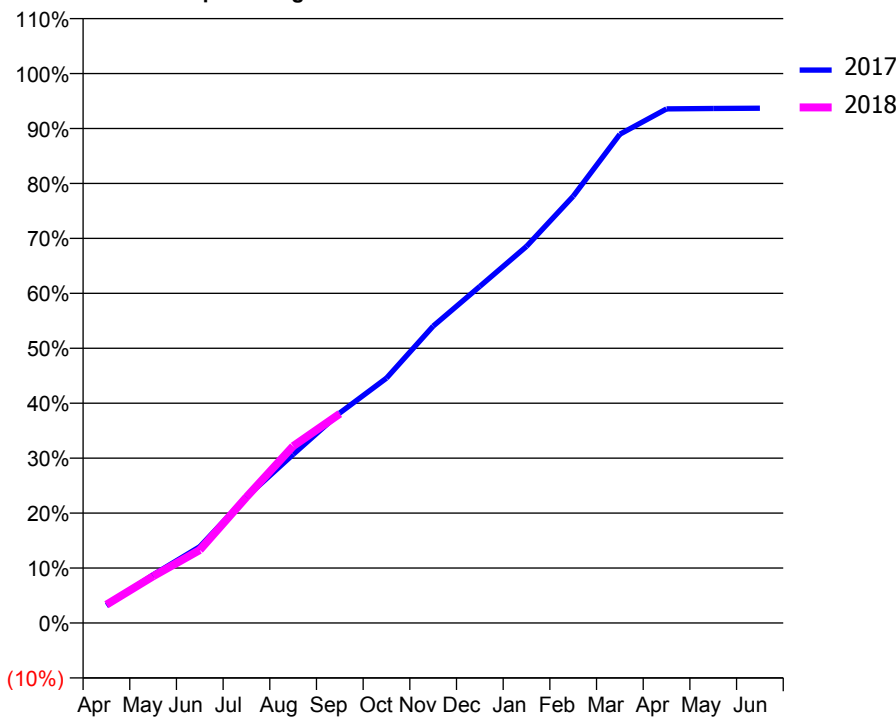
ACCESS*

Patients seen in 24 months	Total	Change since previous quarter
Quarter ending September 2016	3,467	
Quarter ending December 2016	3,524	→
Quarter ending March 2017	3,572	→
Quarter ending June 2017	3,508	↓
Quarter ending September 2017	3,582	↑
Variance since September 2016	3.3%	↑



ACTIVITY

Cumulative percentage of contracted UDA delivered 2017 & 2018



Adjusted Scheduled Activity (UDA)

Month	2017	2018
April	355	373
May	983	953
June	1,557	1,489
July	2,570	2,566
August	3,436	3,603
September	4,282	4,264
October	4,990	
November	6,049	
December	6,861	
January	7,674	
February	8,695	
March	9,959	
April	10,475	
May	10,485	
June	10,490	

QUALITY

	Quantity	Base Number	Contract	AT	Region	England
% of FP17s for the same patient ID Re-attending within 3 months - Children	132	1,554	8.5%	10.9%	12.8%	11.9%
% of FP17s for the same patient ID Re-attending within 3 months - Adults	178	991	18.0%	14.9%	16.5%	15.9%
% of FP17s for the same patient ID Re-attending between 3 & 9 months - Children	1,015	1,554	65.3%	61.0%	59.7%	58.1%
% of FP17s for the same patient ID Re-attending between 3 & 9 months - Adults	523	991	52.8%	54.9%	53.0%	50.6%
% of FP17s for Band 1 Urgent Courses	172	2,334	7.4%	8.6%	9.2%	9.1%
% of FP17s Relating to Free Repair or Replacements	1	2,334	0.0%	0.9%	1.0%	0.8%
% of FP17s Relating to Continuations	1	2,334	0.0%	1.2%	1.2%	1.1%
% of Patients satisfied with the dentistry they have received	6	6	N/A	91.4%	91.6%	91.4%
% of Patients satisfied with the time they had to wait for an appointment	5	6	N/A	87.5%	88.1%	87.7%

* This is based on patients treated on this contract for their most recent course of treatment. Figures in italics indicate the base number of FP17s or Patient Questionnaire responses are less than 100. N/A is shown where the base number of responses is less than 10 during the period. % is calculated as Quantity/Base number*100

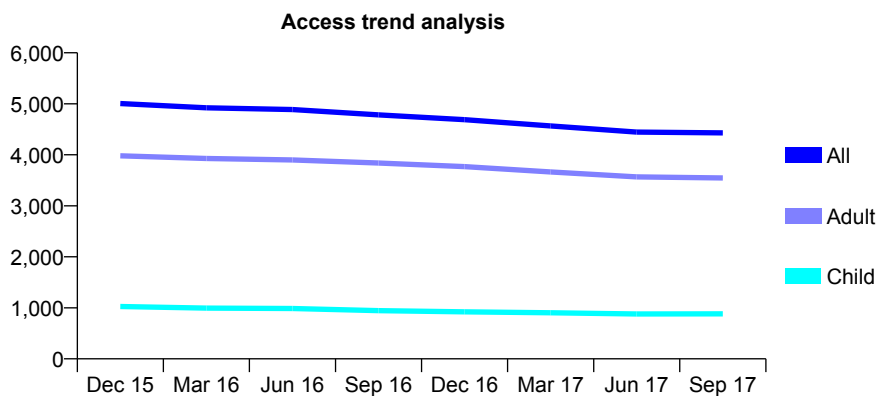
Q52 - Vital Signs At a Glance Contract Report for 812080/0001 - September 2017

Name or company name	MR PA BENNETT
Contract type name	GDS Contract
Purpose of contract	General
Contract start date	01/04/2006
Contract end date	

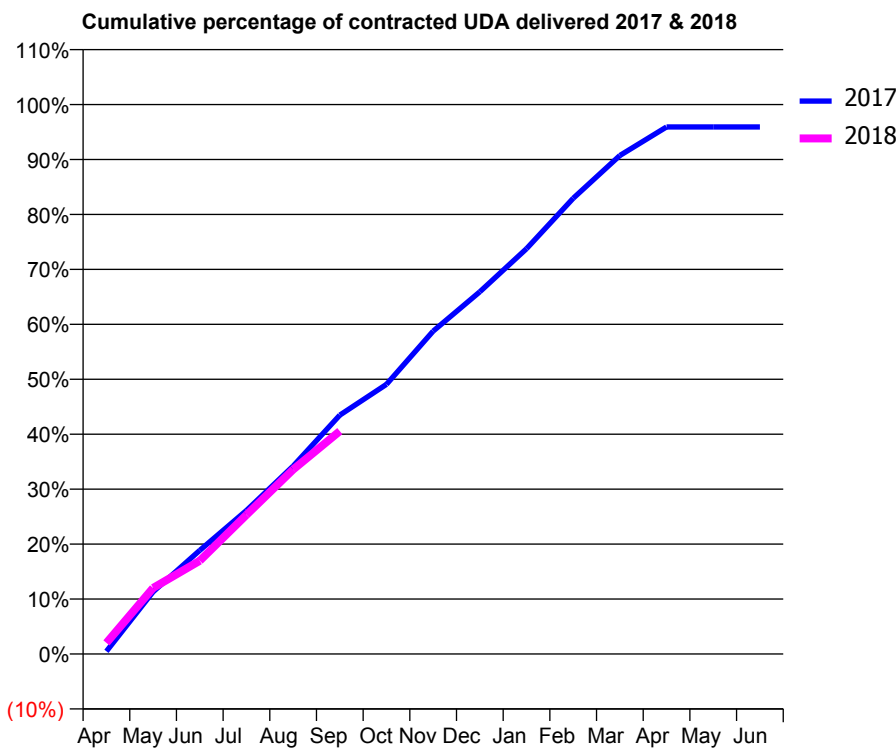
17/18 Contracted general activity (UDA)	17,017
Carry forward general activity (UDA)	0
17/18 Contracted orthodontic activity (UOA)	0
Carry forward orthodontic activity (UOA)	0
Baseline contract value	£347,474.69

ACCESS*

Patients seen in 24 months	Total	Change since previous quarter
Quarter ending September 2016	4,783	
Quarter ending December 2016	4,689	↓
Quarter ending March 2017	4,567	↓
Quarter ending June 2017	4,447	↓
Quarter ending September 2017	4,429	→
Variance since September 2016	(7.4%)	↓



ACTIVITY



Month	Adjusted Scheduled Activity (UDA)	
	2017	2018
April	84	346
May	1,924	2,045
June	3,211	2,887
July	4,445	4,311
August	5,819	5,715
September	7,400	6,903
October	8,353	
November	9,999	
December	11,219	
January	12,552	
February	14,112	
March	15,440	
April	16,321	
May	16,323	
June	16,323	

QUALITY

	Quantity	Base Number	Contract	AT	Region	England
% of FP17s for the same patient ID Re-attending within 3 months - Children	71	774	9.2%	10.9%	12.8%	11.9%
% of FP17s for the same patient ID Re-attending within 3 months - Adults	356	2,831	12.6%	14.9%	16.5%	15.9%
% of FP17s for the same patient ID Re-attending between 3 & 9 months - Children	507	774	65.5%	61.0%	59.7%	58.1%
% of FP17s for the same patient ID Re-attending between 3 & 9 months - Adults	2,011	2,831	71.0%	54.9%	53.0%	50.6%
% of FP17s for Band 1 Urgent Courses	6	3,299	0.2%	8.6%	9.2%	9.1%
% of FP17s Relating to Free Repair or Replacements	24	3,299	0.7%	0.9%	1.0%	0.8%
% of FP17s Relating to Continuations	47	3,299	1.4%	1.2%	1.2%	1.1%
% of Patients satisfied with the dentistry they have received	9	12	75.0%	91.4%	91.6%	91.4%
% of Patients satisfied with the time they had to wait for an appointment	12	12	100.0%	87.5%	88.1%	87.7%

* This is based on patients treated on this contract for their most recent course of treatment. Figures in italics indicate the base number of FP17s or Patient Questionnaire responses are less than 100. N/A is shown where the base number of responses is less than 10 during the period. % is calculated as Quantity/Base number*100

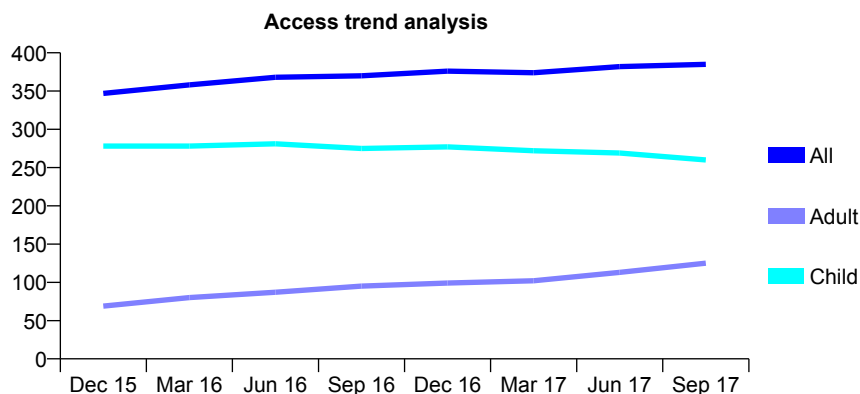
Q52 - Vital Signs At a Glance Contract Report for 812315/0001 - September 2017

Name or company name	MR PS JEAVONS
Contract type name	GDS Contract
Purpose of contract	General
Contract start date	01/04/2006
Contract end date	

17/18 Contracted general activity (UDA)	960
Carry forward general activity (UDA)	0
17/18 Contracted orthodontic activity (UOA)	0
Carry forward orthodontic activity (UOA)	0
Baseline contract value	£23,659.88

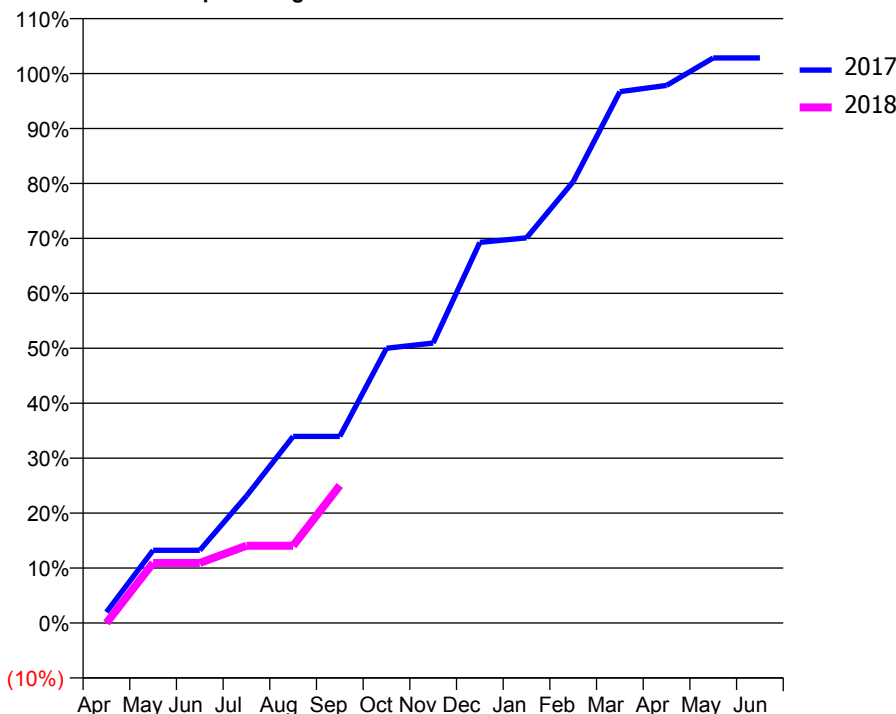
ACCESS*

Patients seen in 24 months	Total	Change since previous quarter
Quarter ending September 2016	370	
Quarter ending December 2016	376	→
Quarter ending March 2017	374	→
Quarter ending June 2017	382	↑
Quarter ending September 2017	385	→
Variance since September 2016	4.1%	↑



ACTIVITY

Cumulative percentage of contracted UDA delivered 2017 & 2018



Adjusted Scheduled Activity (UDA)		
Month	2017	2018
April	19	0
May	127	105
June	127	105
July	222	135
August	326	135
September	326	240
October	480	
November	489	
December	665	
January	673	
February	771	
March	928	
April	939	
May	987	
June	987	

QUALITY

	Quantity	Base Number	Contract	AT	Region	England
% of FP17s for the same patient ID Re-attending within 3 months - Children	9	132	6.8%	10.9%	12.8%	11.9%
% of FP17s for the same patient ID Re-attending within 3 months - Adults	2	35	5.7%	14.9%	16.5%	15.9%
% of FP17s for the same patient ID Re-attending between 3 & 9 months - Children	82	132	62.1%	61.0%	59.7%	58.1%
% of FP17s for the same patient ID Re-attending between 3 & 9 months - Adults	5	35	14.3%	54.9%	53.0%	50.6%
% of FP17s for Band 1 Urgent Courses	2	131	1.5%	8.6%	9.2%	9.1%
% of FP17s Relating to Free Repair or Replacements	0	131	0.0%	0.9%	1.0%	0.8%
% of FP17s Relating to Continuations	0	131	0.0%	1.2%	1.2%	1.1%
% of Patients satisfied with the dentistry they have received	0	0	N/A	91.4%	91.6%	91.4%
% of Patients satisfied with the time they had to wait for an appointment	0	0	N/A	87.5%	88.1%	87.7%

* This is based on patients treated on this contract for their most recent course of treatment. Figures in italics indicate the base number of FP17s or Patient Questionnaire responses are less than 100. N/A is shown where the base number of responses is less than 10 during the period. % is calculated as Quantity/Base number*100

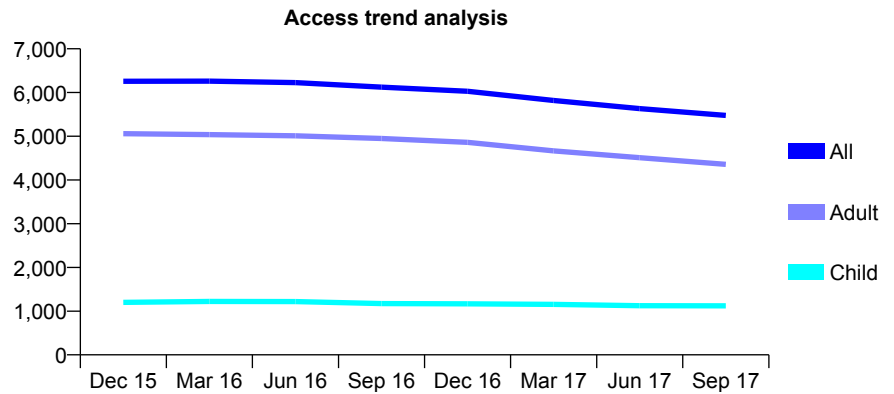
Q52 - Vital Signs At a Glance Contract Report for 815888/0001 - September 2017

Name or company name	Mr M Patel
Contract type name	GDS Contract
Purpose of contract	General
Contract start date	01/04/2006
Contract end date	

17/18 Contracted general activity (UDA)	18,561
Carry forward general activity (UDA)	0
17/18 Contracted orthodontic activity (UOA)	0
Carry forward orthodontic activity (UOA)	0
Baseline contract value	£442,501.18

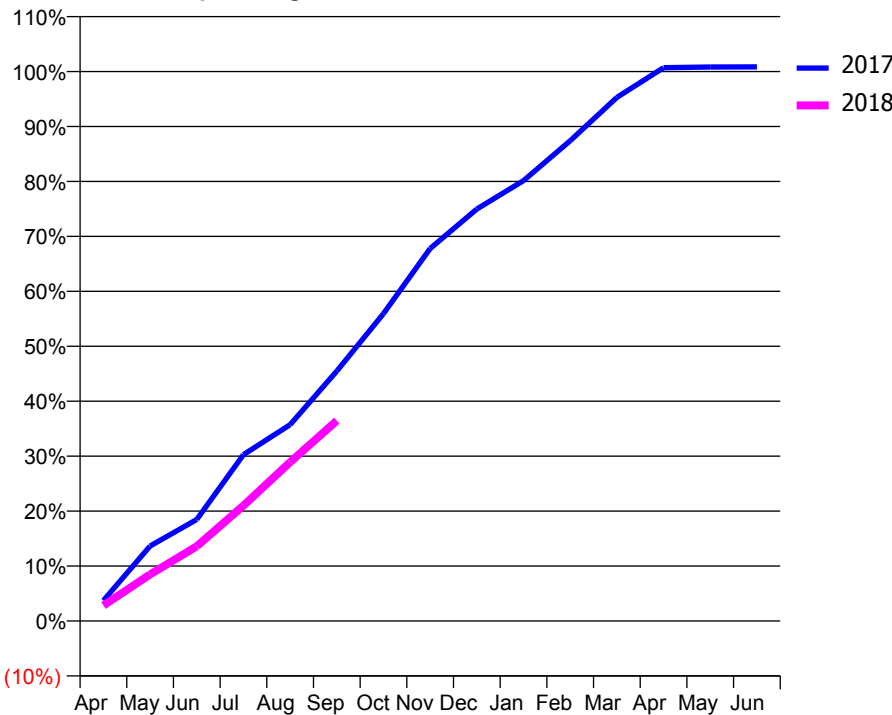
ACCESS*

Patients seen in 24 months	Total	Change since previous quarter
Quarter ending September 2016	6,124	
Quarter ending December 2016	6,028	↓
Quarter ending March 2017	5,819	↓
Quarter ending June 2017	5,633	↓
Quarter ending September 2017	5,477	↓
Variance since September 2016	(10.6%)	↓



ACTIVITY

Cumulative percentage of contracted UDA delivered 2017 & 2018



Month	Adjusted Scheduled Activity (UDA)	
	2017	2018
April	691	523
May	2,534	1,574
June	3,432	2,523
July	5,621	3,899
August	6,634	5,367
September	8,442	6,768
October	10,386	
November	12,583	
December	13,915	
January	14,874	
February	16,223	
March	17,685	
April	18,689	
May	18,710	
June	18,718	

QUALITY

	Quantity	Base Number	Contract	AT	Region	England
% of FP17s for the same patient ID Re-attending within 3 months - Children	78	885	8.8%	10.9%	12.8%	11.9%
% of FP17s for the same patient ID Re-attending within 3 months - Adults	303	2,675	11.3%	14.9%	16.5%	15.9%
% of FP17s for the same patient ID Re-attending between 3 & 9 months - Children	593	885	67.0%	61.0%	59.7%	58.1%
% of FP17s for the same patient ID Re-attending between 3 & 9 months - Adults	1,582	2,675	59.1%	54.9%	53.0%	50.6%
% of FP17s for Band 1 Urgent Courses	161	3,233	5.0%	8.6%	9.2%	9.1%
% of FP17s Relating to Free Repair or Replacements	13	3,233	0.4%	0.9%	1.0%	0.8%
% of FP17s Relating to Continuations	15	3,233	0.5%	1.2%	1.2%	1.1%
% of Patients satisfied with the dentistry they have received	10	11	90.9%	91.4%	91.6%	91.4%
% of Patients satisfied with the time they had to wait for an appointment	9	11	81.8%	87.5%	88.1%	87.7%

* This is based on patients treated on this contract for their most recent course of treatment. Figures in italics indicate the base number of FP17s or Patient Questionnaire responses are less than 100. N/A is shown where the base number of responses is less than 10 during the period. % is calculated as Quantity/Base number*100

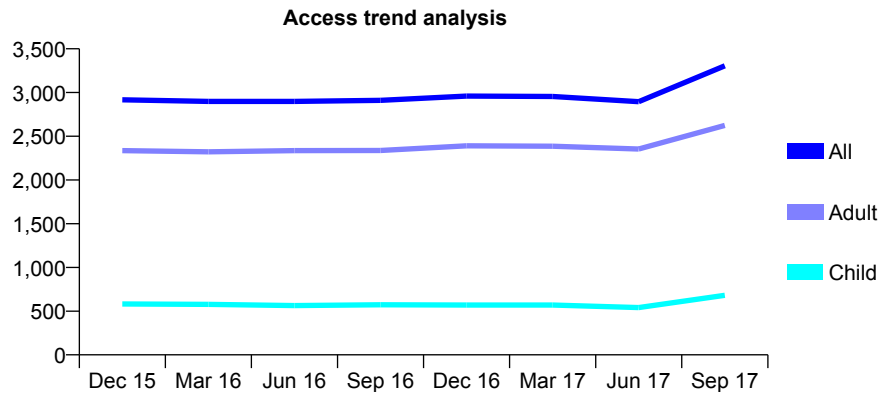
Q52 - Vital Signs At a Glance Contract Report for 822019/0001 - September 2017

Name or company name	Dr Amjid Siddique
Contract type name	GDS Contract
Purpose of contract	General
Contract start date	01/04/2006
Contract end date	

17/18 Contracted general activity (UDA)	8,918
Carry forward general activity (UDA)	0
17/18 Contracted orthodontic activity (UOA)	0
Carry forward orthodontic activity (UOA)	0
Baseline contract value	£242,755.79

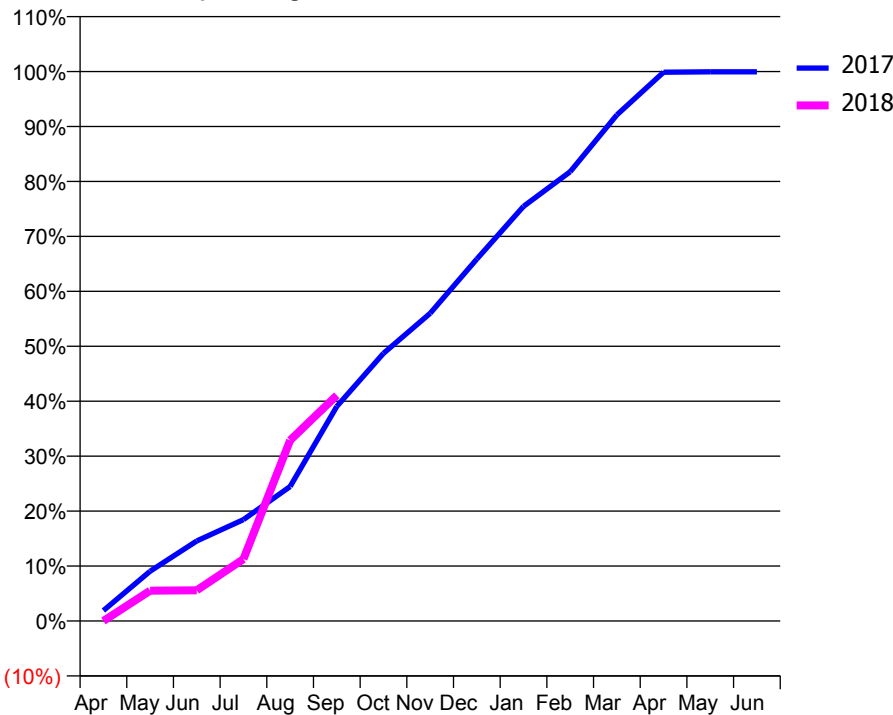
ACCESS*

Patients seen in 24 months	Total	Change since previous quarter
Quarter ending September 2016	2,910	
Quarter ending December 2016	2,960	→
Quarter ending March 2017	2,955	→
Quarter ending June 2017	2,895	↓
Quarter ending September 2017	3,305	↑
Variance since September 2016	13.6%	↑



ACTIVITY

Cumulative percentage of contracted UDA delivered 2017 & 2018



Month	Adjusted Scheduled Activity (UDA)	
	2017	2018
April	169	0
May	809	493
June	1,300	500
July	1,646	1,006
August	2,183	2,934
September	3,484	3,663
October	4,345	
November	4,994	
December	5,875	
January	6,730	
February	7,293	
March	8,213	
April	8,906	
May	8,912	
June	8,912	

QUALITY

	Quantity	Base Number	Contract	AT	Region	England
% of FP17s for the same patient ID Re-attending within 3 months - Children	34	567	6.0%	10.9%	12.8%	11.9%
% of FP17s for the same patient ID Re-attending within 3 months - Adults	176	1,349	13.0%	14.9%	16.5%	15.9%
% of FP17s for the same patient ID Re-attending between 3 & 9 months - Children	308	567	54.3%	61.0%	59.7%	58.1%
% of FP17s for the same patient ID Re-attending between 3 & 9 months - Adults	363	1,349	26.9%	54.9%	53.0%	50.6%
% of FP17s for Band 1 Urgent Courses	73	1,624	4.5%	8.6%	9.2%	9.1%
% of FP17s Relating to Free Repair or Replacements	19	1,624	1.2%	0.9%	1.0%	0.8%
% of FP17s Relating to Continuations	41	1,624	2.5%	1.2%	1.2%	1.1%
% of Patients satisfied with the dentistry they have received	18	21	85.7%	91.4%	91.6%	91.4%
% of Patients satisfied with the time they had to wait for an appointment	20	21	95.2%	87.5%	88.1%	87.7%

* This is based on patients treated on this contract for their most recent course of treatment. Figures in italics indicate the base number of FP17s or Patient Questionnaire responses are less than 100. N/A is shown where the base number of responses is less than 10 during the period. % is calculated as Quantity/Base number*100

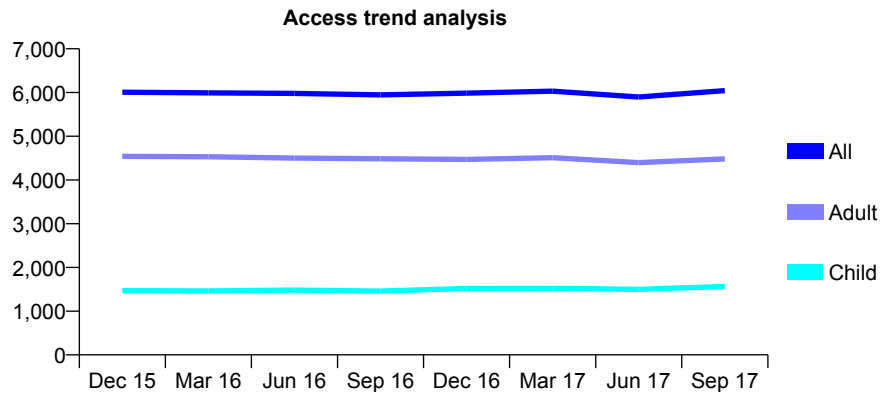
Q52 - Vital Signs At a Glance Contract Report for 827835/0001 - September 2017

Name or company name	MISS HA PATTINSON
Contract type name	GDS Contract
Purpose of contract	General
Contract start date	01/04/2006
Contract end date	

17/18 Contracted general activity (UDA)	17,107
Carry forward general activity (UDA)	0
17/18 Contracted orthodontic activity (UOA)	0
Carry forward orthodontic activity (UOA)	0
Baseline contract value	£448,485.38

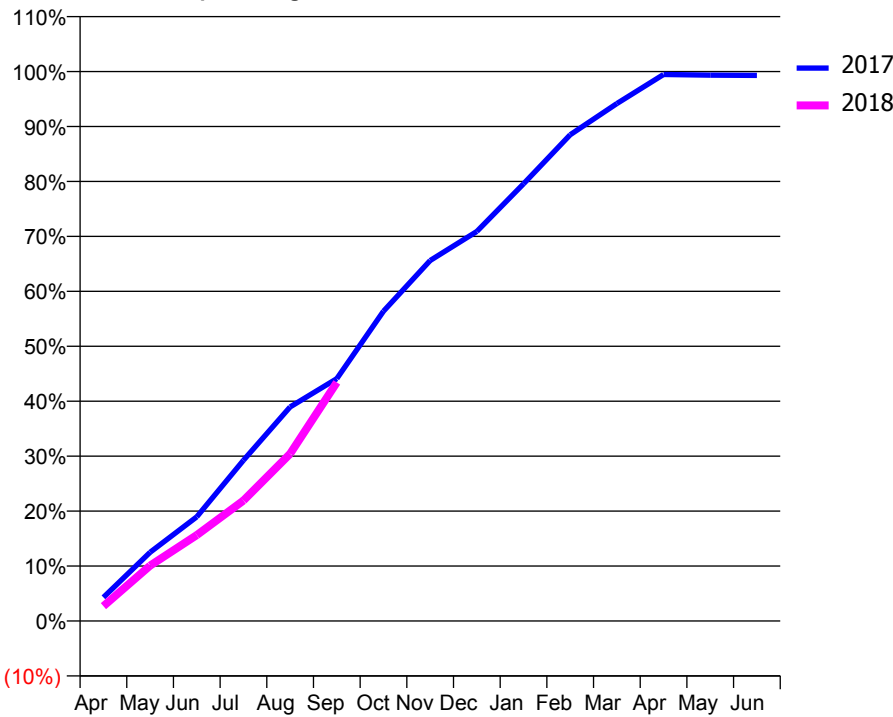
ACCESS*

Patients seen in 24 months	Total	Change since previous quarter
Quarter ending September 2016	5,945	
Quarter ending December 2016	5,987	→
Quarter ending March 2017	6,032	→
Quarter ending June 2017	5,897	↓
Quarter ending September 2017	6,045	↑
Variance since September 2016	1.7%	→



ACTIVITY

Cumulative percentage of contracted UDA delivered 2017 & 2018



Month	Adjusted Scheduled Activity (UDA)	
	2017	2018
April	739	463
May	2,139	1,723
June	3,245	2,674
July	5,005	3,750
August	6,665	5,207
September	7,546	7,428
October	9,647	
November	11,222	
December	12,130	
January	13,612	
February	15,137	
March	16,111	
April	17,015	
May	16,994	
June	16,987	

QUALITY

	Quantity	Base Number	Contract	AT	Region	England
% of FP17s for the same patient ID Re-attending within 3 months - Children	75	1,092	6.9%	10.9%	12.8%	11.9%
% of FP17s for the same patient ID Re-attending within 3 months - Adults	522	3,213	16.2%	14.9%	16.5%	15.9%
% of FP17s for the same patient ID Re-attending between 3 & 9 months - Children	517	1,092	47.3%	61.0%	59.7%	58.1%
% of FP17s for the same patient ID Re-attending between 3 & 9 months - Adults	1,586	3,213	49.4%	54.9%	53.0%	50.6%
% of FP17s for Band 1 Urgent Courses	668	3,875	17.2%	8.6%	9.2%	9.1%
% of FP17s Relating to Free Repair or Replacements	37	3,875	1.0%	0.9%	1.0%	0.8%
% of FP17s Relating to Continuations	19	3,875	0.5%	1.2%	1.2%	1.1%
% of Patients satisfied with the dentistry they have received	6	8	N/A	91.4%	91.6%	91.4%
% of Patients satisfied with the time they had to wait for an appointment	6	8	N/A	87.5%	88.1%	87.7%

* This is based on patients treated on this contract for their most recent course of treatment. Figures in italics indicate the base number of FP17s or Patient Questionnaire responses are less than 100. N/A is shown where the base number of responses is less than 10 during the period. % is calculated as Quantity/Base number*100

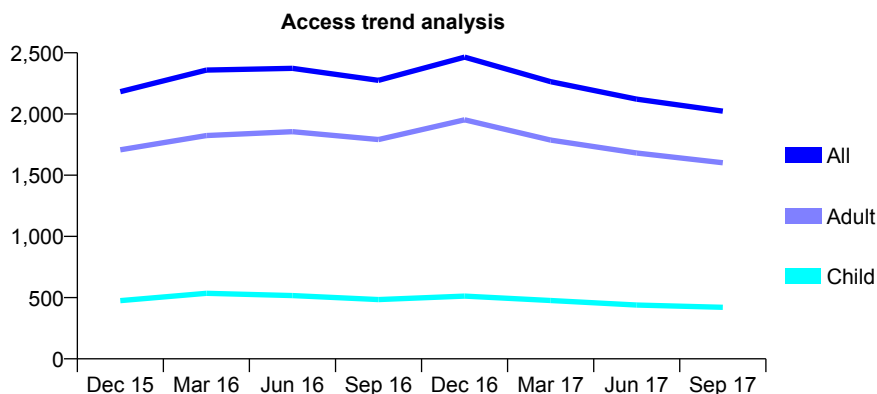
Q52 - Vital Signs At a Glance Contract Report for 827835/0002 - September 2017

Name or company name	MISS HA PATTINSON
Contract type name	GDS Contract
Purpose of contract	General
Contract start date	08/06/2010
Contract end date	

17/18 Contracted general activity (UDA)	6,600
Carry forward general activity (UDA)	0
17/18 Contracted orthodontic activity (UOA)	0
Carry forward orthodontic activity (UOA)	0
Baseline contract value	£172,769.92

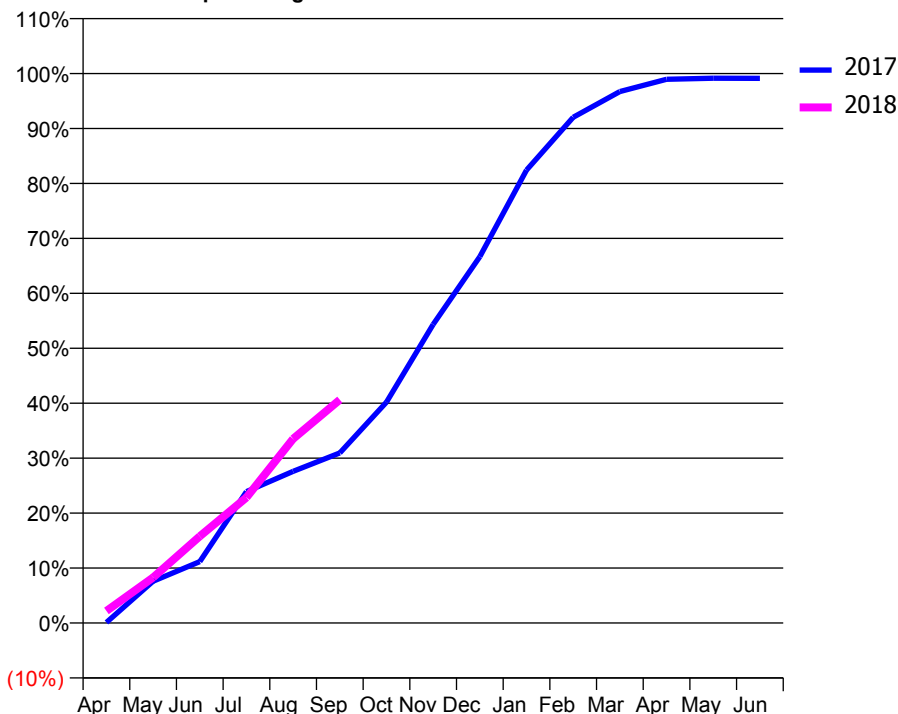
ACCESS*

Patients seen in 24 months	Total	Change since previous quarter
Quarter ending September 2016	2,275	
Quarter ending December 2016	2,465	↑
Quarter ending March 2017	2,264	↓
Quarter ending June 2017	2,121	↓
Quarter ending September 2017	2,023	↓
Variance since September 2016	(11.1%)	↓



ACTIVITY

Cumulative percentage of contracted UDA delivered 2017 & 2018



Month	Adjusted Scheduled Activity (UDA)	
	2017	2018
April	8	145
May	502	547
June	738	1,043
July	1,579	1,508
August	1,821	2,213
September	2,042	2,681
October	2,654	
November	3,587	
December	4,401	
January	5,439	
February	6,075	
March	6,383	
April	6,531	
May	6,544	
June	6,542	

QUALITY

	Quantity	Base Number	Contract	AT	Region	England
% of FP17s for the same patient ID Re-attending within 3 months - Children	12	189	6.3%	10.9%	12.8%	11.9%
% of FP17s for the same patient ID Re-attending within 3 months - Adults	101	769	13.1%	14.9%	16.5%	15.9%
% of FP17s for the same patient ID Re-attending between 3 & 9 months - Children	76	189	40.2%	61.0%	59.7%	58.1%
% of FP17s for the same patient ID Re-attending between 3 & 9 months - Adults	342	769	44.5%	54.9%	53.0%	50.6%
% of FP17s for Band 1 Urgent Courses	37	892	4.1%	8.6%	9.2%	9.1%
% of FP17s Relating to Free Repair or Replacements	21	892	2.4%	0.9%	1.0%	0.8%
% of FP17s Relating to Continuations	3	892	0.3%	1.2%	1.2%	1.1%
% of Patients satisfied with the dentistry they have received	3	4	N/A	91.4%	91.6%	91.4%
% of Patients satisfied with the time they had to wait for an appointment	4	4	N/A	87.5%	88.1%	87.7%

* This is based on patients treated on this contract for their most recent course of treatment. Figures in italics indicate the base number of FP17s or Patient Questionnaire responses are less than 100. N/A is shown where the base number of responses is less than 10 during the period. % is calculated as Quantity/Base number*100

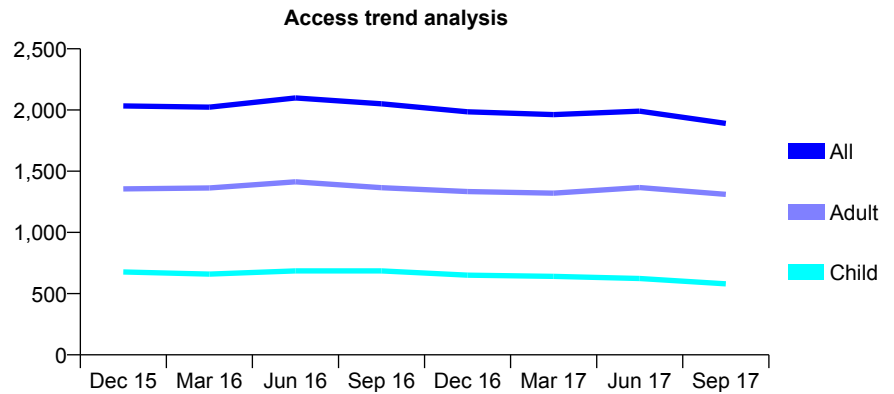
Q52 - Vital Signs At a Glance Contract Report for 829021/0001 - September 2017

Name or company name	MR Y LAHER
Contract type name	GDS Contract
Purpose of contract	General
Contract start date	01/04/2006
Contract end date	

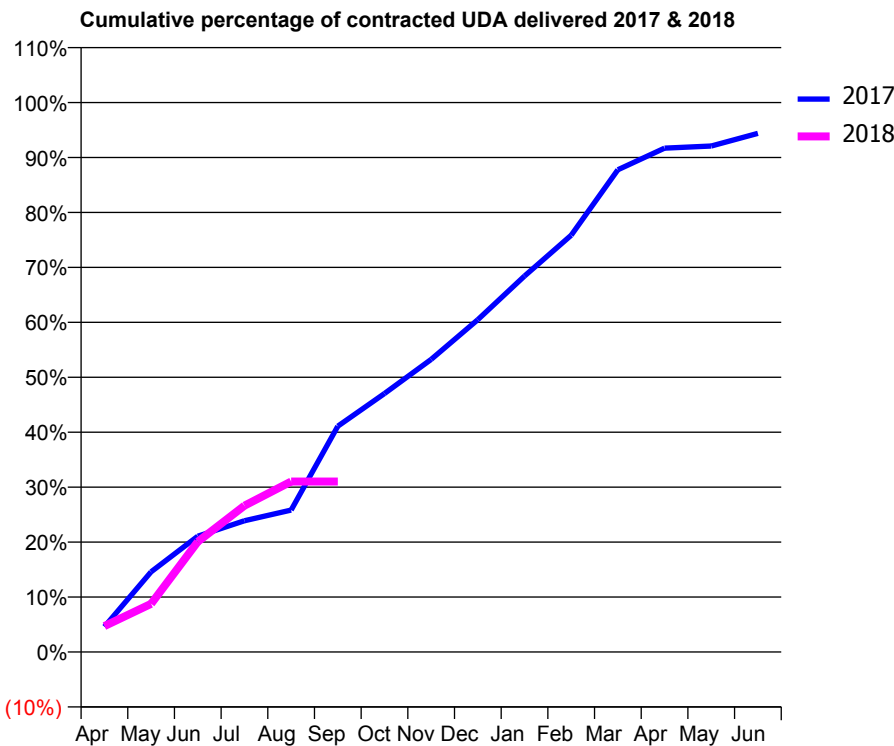
17/18 Contracted general activity (UDA)	5,500
Carry forward general activity (UDA)	0
17/18 Contracted orthodontic activity (UOA)	0
Carry forward orthodontic activity (UOA)	0
Baseline contract value	£133,898.72

ACCESS*

Patients seen in 24 months	Total	Change since previous quarter
Quarter ending September 2016	2,051	
Quarter ending December 2016	1,985	↓
Quarter ending March 2017	1,962	↓
Quarter ending June 2017	1,991	→
Quarter ending September 2017	1,891	↓
Variance since September 2016	(7.8%)	↓



ACTIVITY



Month	Adjusted Scheduled Activity (UDA)	
	2017	2018
April	253	259
May	802	483
June	1,160	1,104
July	1,314	1,464
August	1,420	1,706
September	2,260	1,706
October	2,587	
November	2,929	
December	3,326	
January	3,763	
February	4,171	
March	4,827	
April	5,043	
May	5,064	
June	5,192	

QUALITY

	Quantity	Base Number	Contract	AT	Region	England
% of FP17s for the same patient ID Re-attending within 3 months - Children	27	229	11.8%	10.9%	12.8%	11.9%
% of FP17s for the same patient ID Re-attending within 3 months - Adults	94	482	19.5%	14.9%	16.5%	15.9%
% of FP17s for the same patient ID Re-attending between 3 & 9 months - Children	66	229	28.8%	61.0%	59.7%	58.1%
% of FP17s for the same patient ID Re-attending between 3 & 9 months - Adults	112	482	23.2%	54.9%	53.0%	50.6%
% of FP17s for Band 1 Urgent Courses	79	562	14.1%	8.6%	9.2%	9.1%
% of FP17s Relating to Free Repair or Replacements	0	562	0.0%	0.9%	1.0%	0.8%
% of FP17s Relating to Continuations	0	562	0.0%	1.2%	1.2%	1.1%
% of Patients satisfied with the dentistry they have received	13	17	76.5%	91.4%	91.6%	91.4%
% of Patients satisfied with the time they had to wait for an appointment	10	17	58.8%	87.5%	88.1%	87.7%

* This is based on patients treated on this contract for their most recent course of treatment. Figures in italics indicate the base number of FP17s or Patient Questionnaire responses are less than 100. N/A is shown where the base number of responses is less than 10 during the period. % is calculated as Quantity/Base number*100

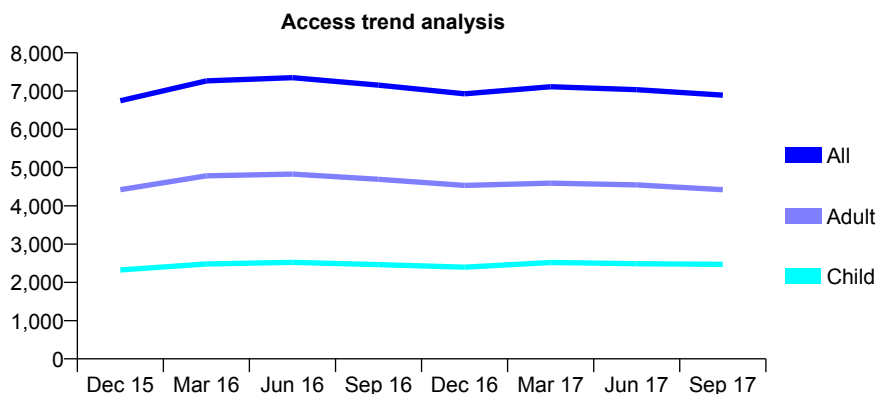
Q52 - Vital Signs At a Glance Contract Report for 834858/0003 - September 2017

Name or company name	MR LW APPLETON
Contract type name	GDS Contract
Purpose of contract	General
Contract start date	06/05/2014
Contract end date	

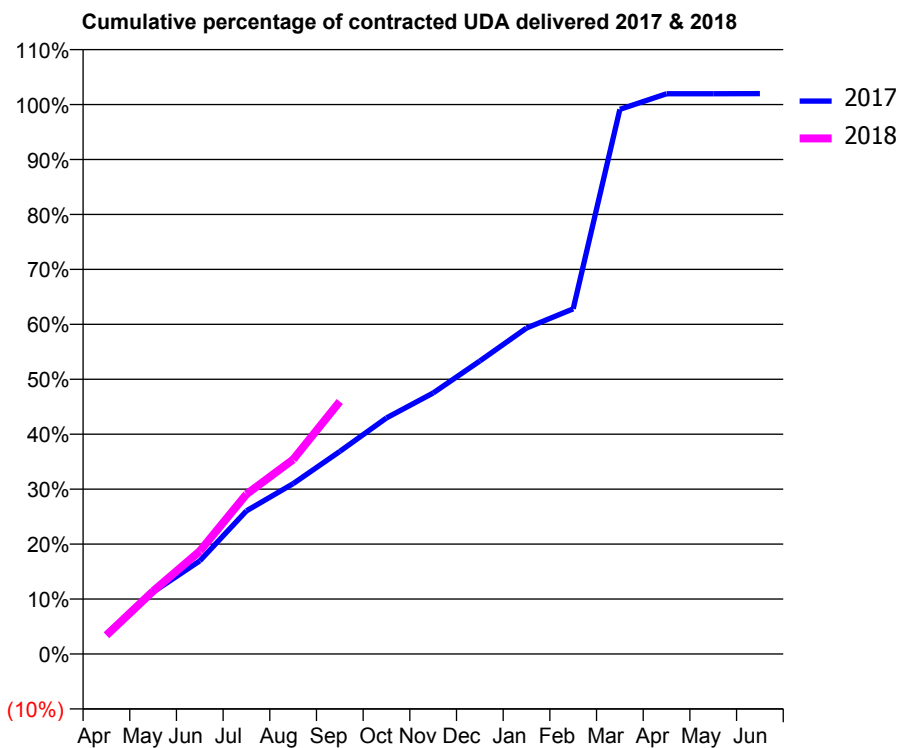
17/18 Contracted general activity (UDA)	19,607
Carry forward general activity (UDA)	0
17/18 Contracted orthodontic activity (UOA)	0
Carry forward orthodontic activity (UOA)	0
Baseline contract value	£595,158.72

ACCESS*

Patients seen in 24 months	Total	Change since previous quarter
Quarter ending September 2016	7,155	
Quarter ending December 2016	6,929	↓
Quarter ending March 2017	7,114	↑
Quarter ending June 2017	7,035	↓
Quarter ending September 2017	6,893	↓
Variance since September 2016	(3.7%)	↓



ACTIVITY



Month	Adjusted Scheduled Activity (UDA)	
	2017	2018
April	721	666
May	2,212	2,243
June	3,325	3,670
July	5,107	5,703
August	6,080	6,938
September	7,229	9,011
October	8,425	
November	9,313	
December	10,454	
January	11,632	
February	12,315	
March	19,436	
April	19,992	
May	19,991	
June	19,996	

QUALITY

	Quantity	Base Number	Contract	AT	Region	England
% of FP17s for the same patient ID Re-attending within 3 months - Children	205	2,017	10.2%	10.9%	12.8%	11.9%
% of FP17s for the same patient ID Re-attending within 3 months - Adults	727	3,380	21.5%	14.9%	16.5%	15.9%
% of FP17s for the same patient ID Re-attending between 3 & 9 months - Children	1,200	2,017	59.5%	61.0%	59.7%	58.1%
% of FP17s for the same patient ID Re-attending between 3 & 9 months - Adults	1,817	3,380	53.8%	54.9%	53.0%	50.6%
% of FP17s for Band 1 Urgent Courses	686	5,155	13.3%	8.6%	9.2%	9.1%
% of FP17s Relating to Free Repair or Replacements	16	5,155	0.3%	0.9%	1.0%	0.8%
% of FP17s Relating to Continuations	34	5,155	0.7%	1.2%	1.2%	1.1%
% of Patients satisfied with the dentistry they have received	5	5	N/A	91.4%	91.6%	91.4%
% of Patients satisfied with the time they had to wait for an appointment	5	5	N/A	87.5%	88.1%	87.7%

* This is based on patients treated on this contract for their most recent course of treatment. Figures in italics indicate the base number of FP17s or Patient Questionnaire responses are less than 100. N/A is shown where the base number of responses is less than 10 during the period. % is calculated as Quantity/Base number*100

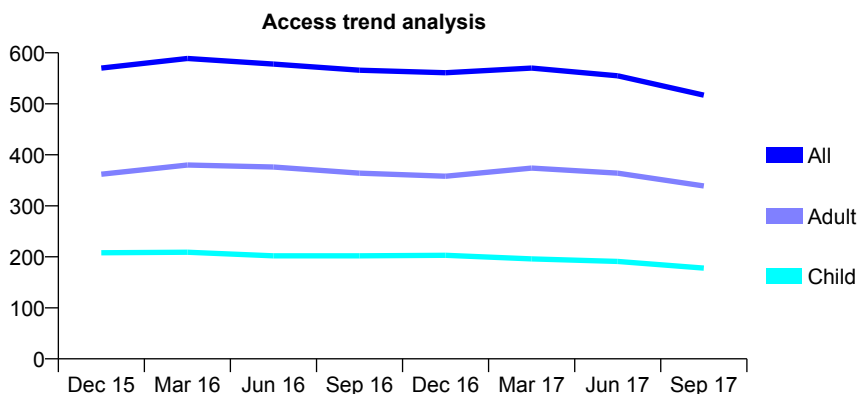
Q52 - Vital Signs At a Glance Contract Report for 838764/0002 - September 2017

Name or company name	MR HM BOTT
Contract type name	GDS Contract
Purpose of contract	General
Contract start date	02/01/2009
Contract end date	

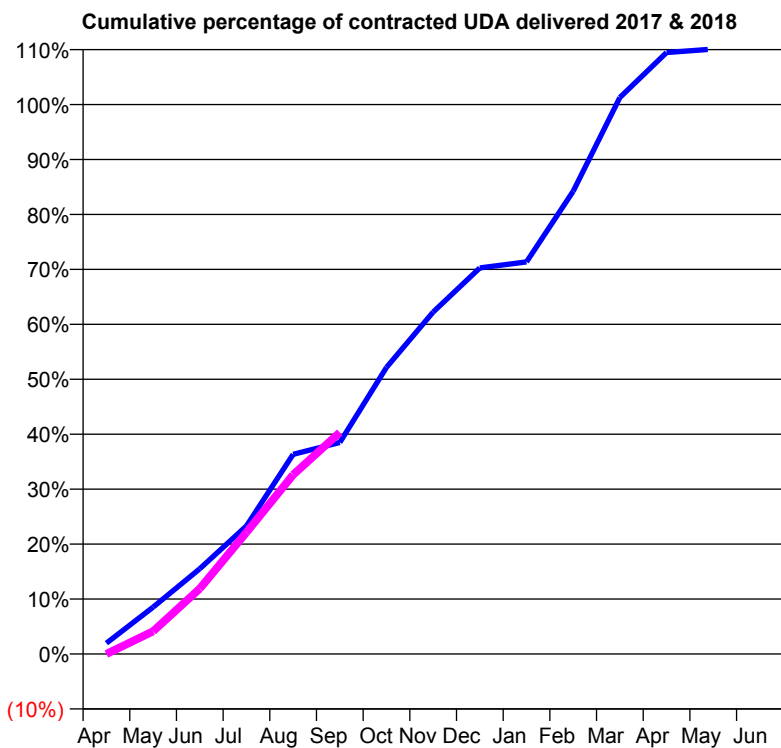
17/18 Contracted general activity (UDA)	1,260
Carry forward general activity (UDA)	0
17/18 Contracted orthodontic activity (UOA)	0
Carry forward orthodontic activity (UOA)	0
Baseline contract value	£55,089.07

ACCESS*

Patients seen in 24 months	Total	Change since previous quarter
Quarter ending September 2016	566	
Quarter ending December 2016	561	→
Quarter ending March 2017	570	→
Quarter ending June 2017	555	↓
Quarter ending September 2017	517	↓
Variance since September 2016	(8.7%)	↓



ACTIVITY



Month	Adjusted Scheduled Activity (UDA)	
	2017	2018
April	25	0
May	107	52
June	195	150
July	294	279
August	458	411
September	485	508
October	657	
November	784	
December	885	
January	899	
February	1,061	
March	1,276	
April	1,379	
May	1,387	
June	1,390	

QUALITY

	Quantity	Base Number	Contract	AT	Region	England
% of FP17s for the same patient ID Re-attending within 3 months - Children	4	122	3.3%	10.9%	12.8%	11.9%
% of FP17s for the same patient ID Re-attending within 3 months - Adults	15	177	8.5%	14.9%	16.5%	15.9%
% of FP17s for the same patient ID Re-attending between 3 & 9 months - Children	87	122	71.3%	61.0%	59.7%	58.1%
% of FP17s for the same patient ID Re-attending between 3 & 9 months - Adults	122	177	68.9%	54.9%	53.0%	50.6%
% of FP17s for Band 1 Urgent Courses	0	252	0.0%	8.6%	9.2%	9.1%
% of FP17s Relating to Free Repair or Replacements	0	252	0.0%	0.9%	1.0%	0.8%
% of FP17s Relating to Continuations	5	252	2.0%	1.2%	1.2%	1.1%
% of Patients satisfied with the dentistry they have received	0	0	N/A	91.4%	91.6%	91.4%
% of Patients satisfied with the time they had to wait for an appointment	0	0	N/A	87.5%	88.1%	87.7%

* This is based on patients treated on this contract for their most recent course of treatment. Figures in italics indicate the base number of FP17s or Patient Questionnaire responses are less than 100. N/A is shown where the base number of responses is less than 10 during the period. % is calculated as Quantity/Base number*100

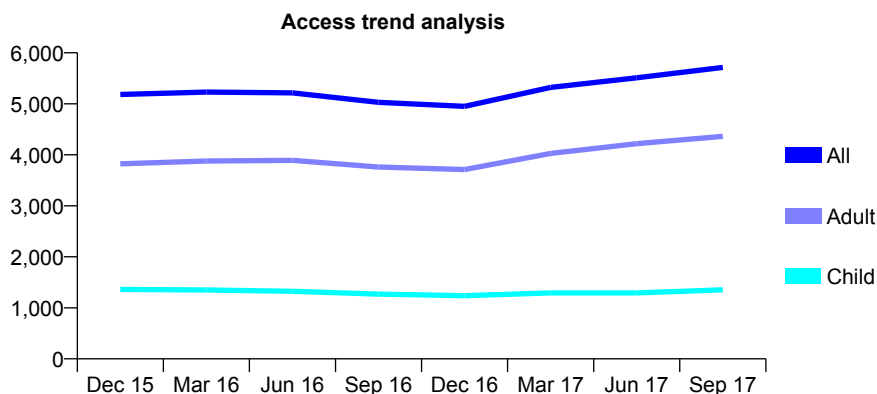
Q52 - Vital Signs At a Glance Contract Report for 841579/0001 - September 2017

Name or company name	MR JS DEU
Contract type name	GDS Contract
Purpose of contract	General
Contract start date	01/04/2006
Contract end date	

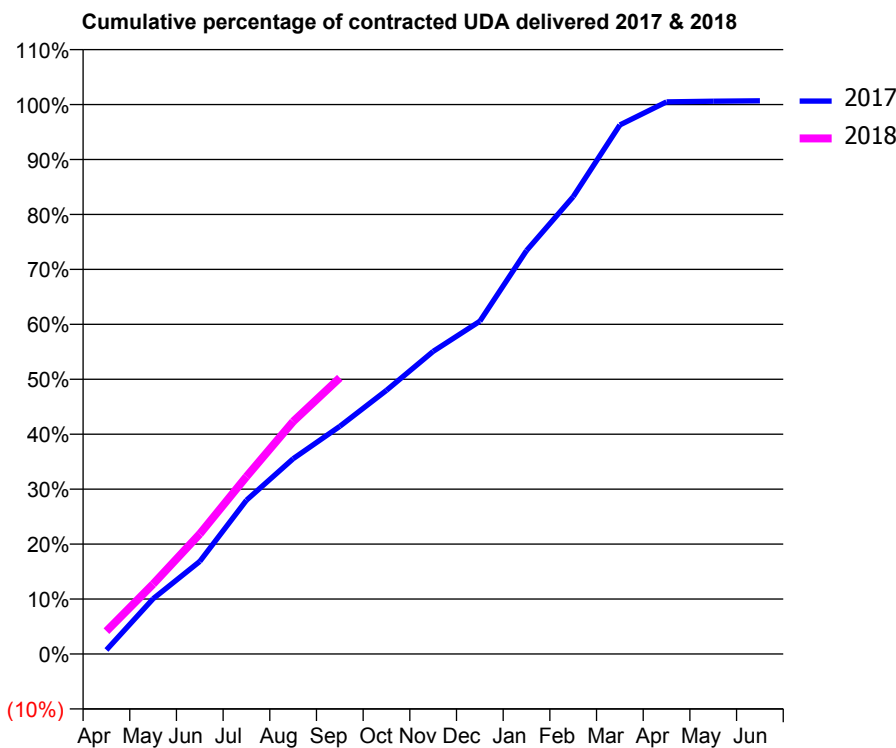
17/18 Contracted general activity (UDA)	12,135
Carry forward general activity (UDA)	0
17/18 Contracted orthodontic activity (UOA)	0
Carry forward orthodontic activity (UOA)	0
Baseline contract value	£365,560.79

ACCESS*

Patients seen in 24 months	Total	Change since previous quarter
Quarter ending September 2016	5,030	
Quarter ending December 2016	4,950	↓
Quarter ending March 2017	5,321	↑
Quarter ending June 2017	5,510	↑
Quarter ending September 2017	5,713	↑
Variance since September 2016	13.6%	↑



ACTIVITY



Month	Adjusted Scheduled Activity (UDA)	
	2017	2018
April	90	504
May	1,221	1,544
June	2,044	2,652
July	3,398	3,918
August	4,311	5,133
September	5,029	6,100
October	5,822	
November	6,683	
December	7,350	
January	8,911	
February	10,101	
March	11,684	
April	12,194	
May	12,207	
June	12,216	

QUALITY

	Quantity	Base Number	Contract	AT	Region	England
% of FP17s for the same patient ID Re-attending within 3 months - Children	78	1,058	7.4%	10.9%	12.8%	11.9%
% of FP17s for the same patient ID Re-attending within 3 months - Adults	310	2,944	10.5%	14.9%	16.5%	15.9%
% of FP17s for the same patient ID Re-attending between 3 & 9 months - Children	641	1,058	60.6%	61.0%	59.7%	58.1%
% of FP17s for the same patient ID Re-attending between 3 & 9 months - Adults	1,439	2,944	48.9%	54.9%	53.0%	50.6%
% of FP17s for Band 1 Urgent Courses	115	3,155	3.6%	8.6%	9.2%	9.1%
% of FP17s Relating to Free Repair or Replacements	11	3,155	0.3%	0.9%	1.0%	0.8%
% of FP17s Relating to Continuations	7	3,155	0.2%	1.2%	1.2%	1.1%
% of Patients satisfied with the dentistry they have received	7	8	N/A	91.4%	91.6%	91.4%
% of Patients satisfied with the time they had to wait for an appointment	7	8	N/A	87.5%	88.1%	87.7%

* This is based on patients treated on this contract for their most recent course of treatment. Figures in italics indicate the base number of FP17s or Patient Questionnaire responses are less than 100. N/A is shown where the base number of responses is less than 10 during the period. % is calculated as Quantity/Base number*100

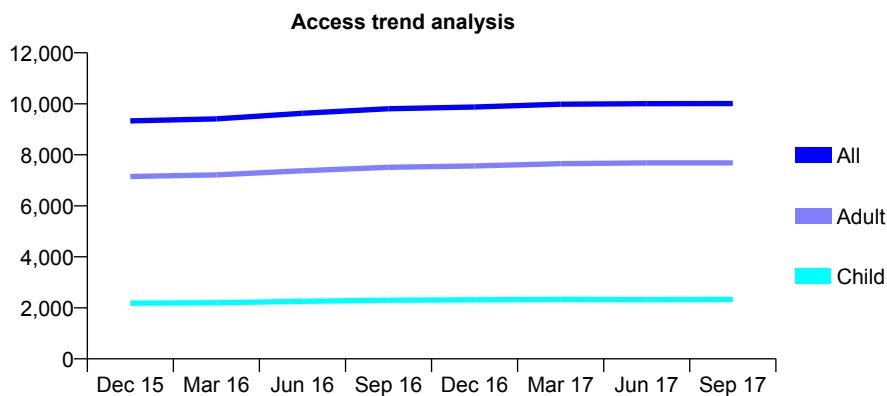
Q52 - Vital Signs At a Glance Contract Report for 842400/0001 - September 2017

Name or company name	MR PR ELLUL
Contract type name	GDS Contract
Purpose of contract	General
Contract start date	01/04/2006
Contract end date	

17/18 Contracted general activity (UDA)	24,500
Carry forward general activity (UDA)	0
17/18 Contracted orthodontic activity (UOA)	0
Carry forward orthodontic activity (UOA)	0
Baseline contract value	£723,034.07

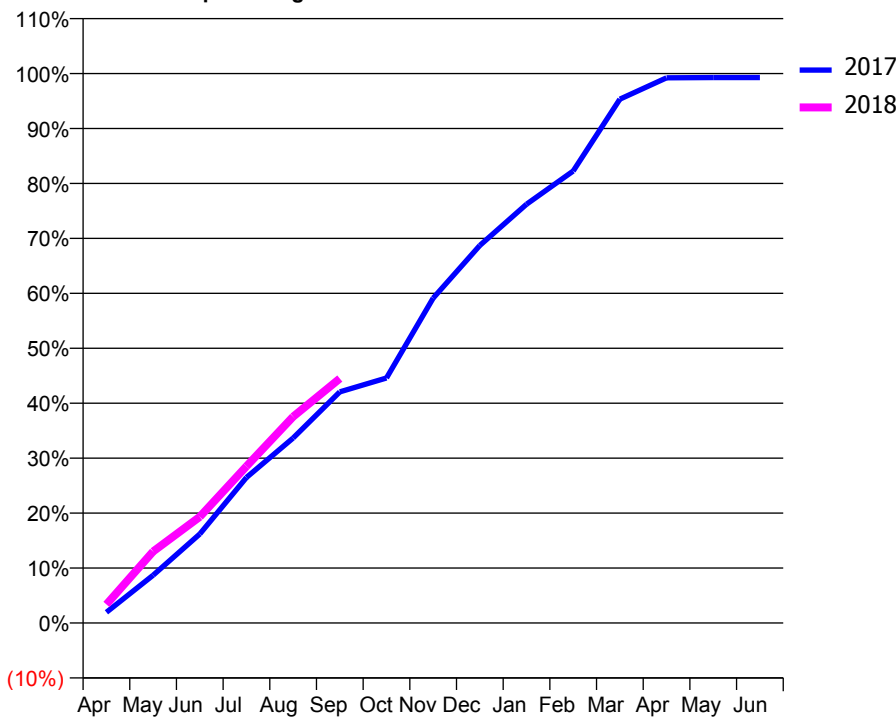
ACCESS*

Patients seen in 24 months	Total	Change since previous quarter
Quarter ending September 2016	9,809	
Quarter ending December 2016	9,876	→
Quarter ending March 2017	9,983	→
Quarter ending June 2017	10,003	→
Quarter ending September 2017	10,013	→
Variance since September 2016	2.1%	↑



ACTIVITY

Cumulative percentage of contracted UDA delivered 2017 & 2018



Month	Adjusted Scheduled Activity (UDA)	
	2017	2018
April	477	827
May	2,129	3,188
June	3,969	4,734
July	6,491	6,992
August	8,247	9,199
September	10,308	10,903
October	10,927	
November	14,483	
December	16,837	
January	18,673	
February	20,153	
March	23,358	
April	24,310	
May	24,322	
June	24,322	

QUALITY

	Quantity	Base Number	Contract	AT	Region	England
% of FP17s for the same patient ID Re-attending within 3 months - Children	105	1,779	5.9%	10.9%	12.8%	11.9%
% of FP17s for the same patient ID Re-attending within 3 months - Adults	813	5,706	14.2%	14.9%	16.5%	15.9%
% of FP17s for the same patient ID Re-attending between 3 & 9 months - Children	1,237	1,779	69.5%	61.0%	59.7%	58.1%
% of FP17s for the same patient ID Re-attending between 3 & 9 months - Adults	3,479	5,706	61.0%	54.9%	53.0%	50.6%
% of FP17s for Band 1 Urgent Courses	577	6,290	9.2%	8.6%	9.2%	9.1%
% of FP17s Relating to Free Repair or Replacements	39	6,290	0.6%	0.9%	1.0%	0.8%
% of FP17s Relating to Continuations	20	6,290	0.3%	1.2%	1.2%	1.1%
% of Patients satisfied with the dentistry they have received	13	15	86.7%	91.4%	91.6%	91.4%
% of Patients satisfied with the time they had to wait for an appointment	13	15	86.7%	87.5%	88.1%	87.7%

* This is based on patients treated on this contract for their most recent course of treatment. Figures in italics indicate the base number of FP17s or Patient Questionnaire responses are less than 100. N/A is shown where the base number of responses is less than 10 during the period. % is calculated as Quantity/Base number*100

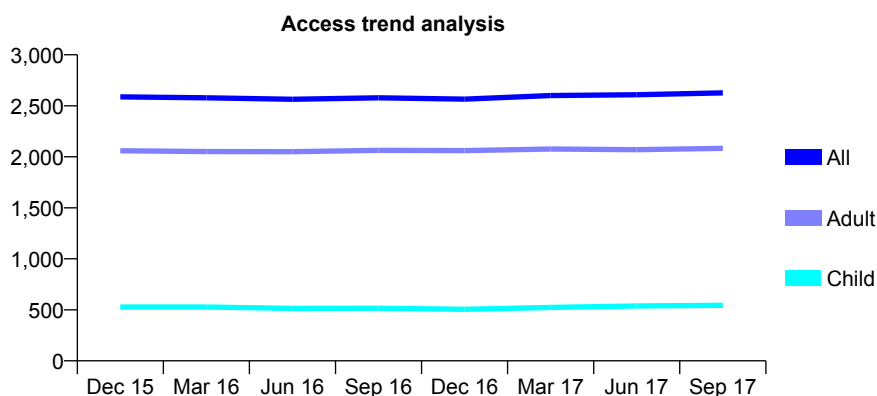
Q52 - Vital Signs At a Glance Contract Report for 842443/0001 - September 2017

Name or company name	MR GS GILLER
Contract type name	GDS Contract
Purpose of contract	General
Contract start date	01/04/2006
Contract end date	

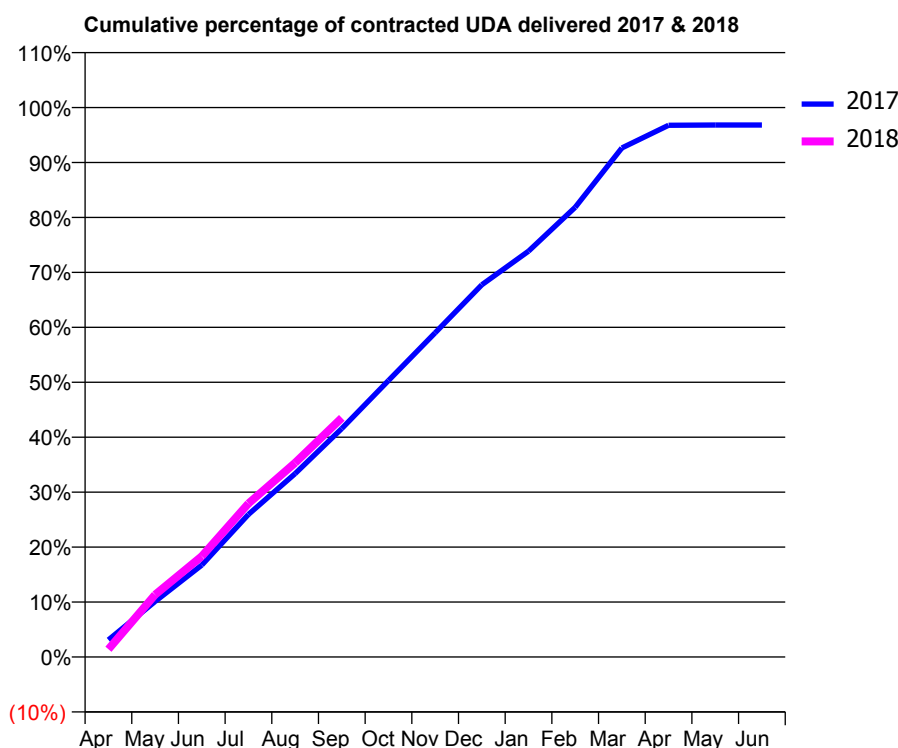
17/18 Contracted general activity (UDA)	9,355
Carry forward general activity (UDA)	0
17/18 Contracted orthodontic activity (UOA)	0
Carry forward orthodontic activity (UOA)	0
Baseline contract value	£215,471.17

ACCESS*

Patients seen in 24 months	Total	Change since previous quarter
Quarter ending September 2016	2,579	
Quarter ending December 2016	2,566	→
Quarter ending March 2017	2,600	→
Quarter ending June 2017	2,608	→
Quarter ending September 2017	2,627	→
Variance since September 2016	1.9%	→



ACTIVITY



Month	Adjusted Scheduled Activity (UDA)	
	2017	2018
April	292	133
May	946	1,061
June	1,564	1,716
July	2,427	2,613
August	3,122	3,307
September	3,890	4,072
October	4,707	
November	5,519	
December	6,338	
January	6,909	
February	7,655	
March	8,667	
April	9,053	
May	9,056	
June	9,056	

QUALITY

	Quantity	Base Number	Contract	AT	Region	England
% of FP17s for the same patient ID Re-attending within 3 months - Children	25	442	5.7%	10.9%	12.8%	11.9%
% of FP17s for the same patient ID Re-attending within 3 months - Adults	284	1,826	15.6%	14.9%	16.5%	15.9%
% of FP17s for the same patient ID Re-attending between 3 & 9 months - Children	297	442	67.2%	61.0%	59.7%	58.1%
% of FP17s for the same patient ID Re-attending between 3 & 9 months - Adults	1,216	1,826	66.6%	54.9%	53.0%	50.6%
% of FP17s for Band 1 Urgent Courses	130	2,048	6.3%	8.6%	9.2%	9.1%
% of FP17s Relating to Free Repair or Replacements	33	2,048	1.6%	0.9%	1.0%	0.8%
% of FP17s Relating to Continuations	44	2,048	2.1%	1.2%	1.2%	1.1%
% of Patients satisfied with the dentistry they have received	5	5	N/A	91.4%	91.6%	91.4%
% of Patients satisfied with the time they had to wait for an appointment	5	5	N/A	87.5%	88.1%	87.7%

* This is based on patients treated on this contract for their most recent course of treatment. Figures in italics indicate the base number of FP17s or Patient Questionnaire responses are less than 100. N/A is shown where the base number of responses is less than 10 during the period. % is calculated as Quantity/Base number*100

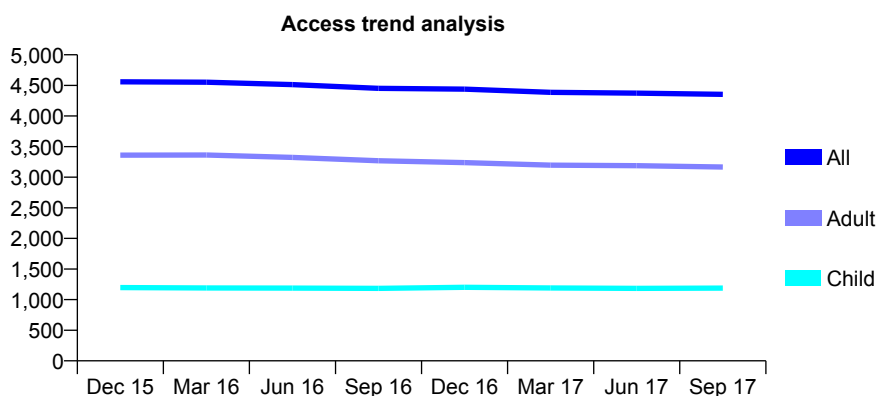
Q52 - Vital Signs At a Glance Contract Report for 844098/0001 - September 2017

Name or company name	MR AM QAYYUM
Contract type name	GDS Contract
Purpose of contract	General
Contract start date	01/04/2006
Contract end date	

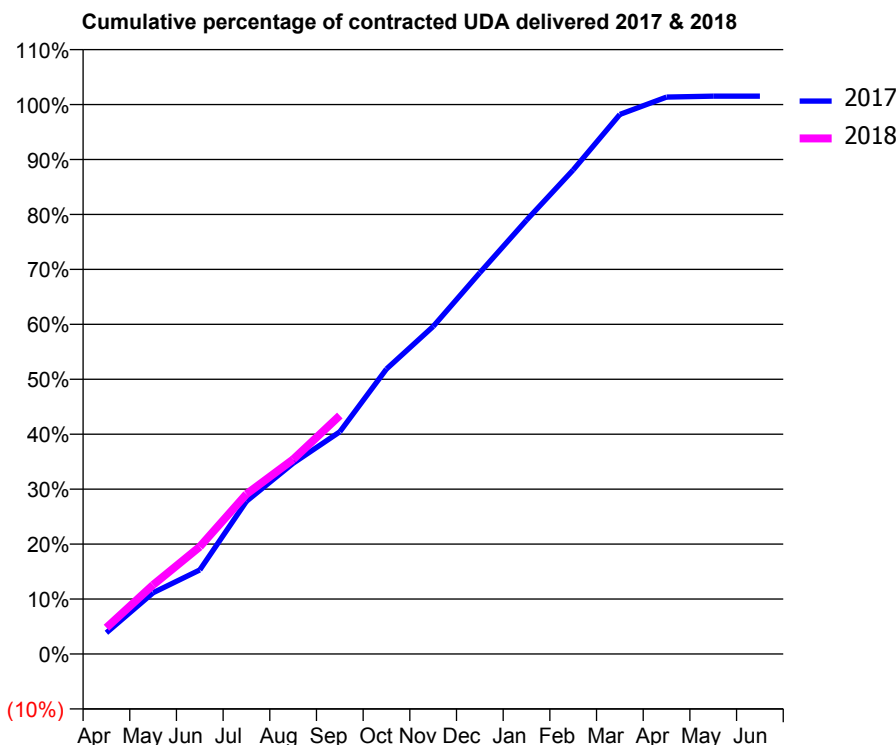
17/18 Contracted general activity (UDA)	11,929
Carry forward general activity (UDA)	0
17/18 Contracted orthodontic activity (UOA)	0
Carry forward orthodontic activity (UOA)	0
Baseline contract value	£382,387.33

ACCESS*

Patients seen in 24 months	Total	Change since previous quarter
Quarter ending September 2016	4,452	
Quarter ending December 2016	4,439	→
Quarter ending March 2017	4,387	↓
Quarter ending June 2017	4,373	→
Quarter ending September 2017	4,355	→
Variance since September 2016	(2.2%)	↓



ACTIVITY



Month	Adjusted Scheduled Activity (UDA)	
	2017	2018
April	463	571
May	1,329	1,501
June	1,825	2,330
July	3,317	3,472
August	4,142	4,225
September	4,824	5,178
October	6,187	
November	7,111	
December	8,278	
January	9,418	
February	10,511	
March	11,714	
April	12,090	
May	12,110	
June	12,109	

QUALITY

	Quantity	Base Number	Contract	AT	Region	England
% of FP17s for the same patient ID Re-attending within 3 months - Children	39	778	5.0%	10.9%	12.8%	11.9%
% of FP17s for the same patient ID Re-attending within 3 months - Adults	474	2,346	20.2%	14.9%	16.5%	15.9%
% of FP17s for the same patient ID Re-attending between 3 & 9 months - Children	446	778	57.3%	61.0%	59.7%	58.1%
% of FP17s for the same patient ID Re-attending between 3 & 9 months - Adults	1,392	2,346	59.3%	54.9%	53.0%	50.6%
% of FP17s for Band 1 Urgent Courses	311	2,941	10.6%	8.6%	9.2%	9.1%
% of FP17s Relating to Free Repair or Replacements	58	2,941	2.0%	0.9%	1.0%	0.8%
% of FP17s Relating to Continuations	42	2,941	1.4%	1.2%	1.2%	1.1%
% of Patients satisfied with the dentistry they have received	4	5	N/A	91.4%	91.6%	91.4%
% of Patients satisfied with the time they had to wait for an appointment	4	5	N/A	87.5%	88.1%	87.7%

* This is based on patients treated on this contract for their most recent course of treatment. Figures in italics indicate the base number of FP17s or Patient Questionnaire responses are less than 100. N/A is shown where the base number of responses is less than 10 during the period. % is calculated as Quantity/Base number*100

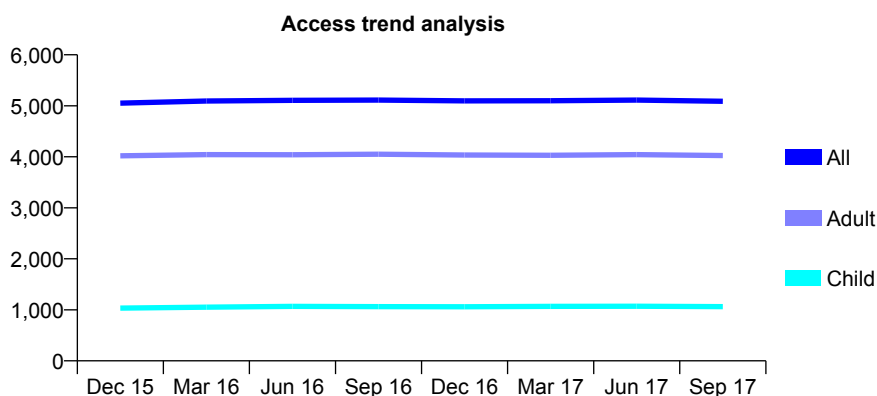
Q52 - Vital Signs At a Glance Contract Report for 847194/0001 - September 2017

Name or company name	MR MJ MILLICAN
Contract type name	GDS Contract
Purpose of contract	General
Contract start date	01/04/2006
Contract end date	

17/18 Contracted general activity (UDA)	14,000
Carry forward general activity (UDA)	0
17/18 Contracted orthodontic activity (UOA)	0
Carry forward orthodontic activity (UOA)	0
Baseline contract value	£435,935.86

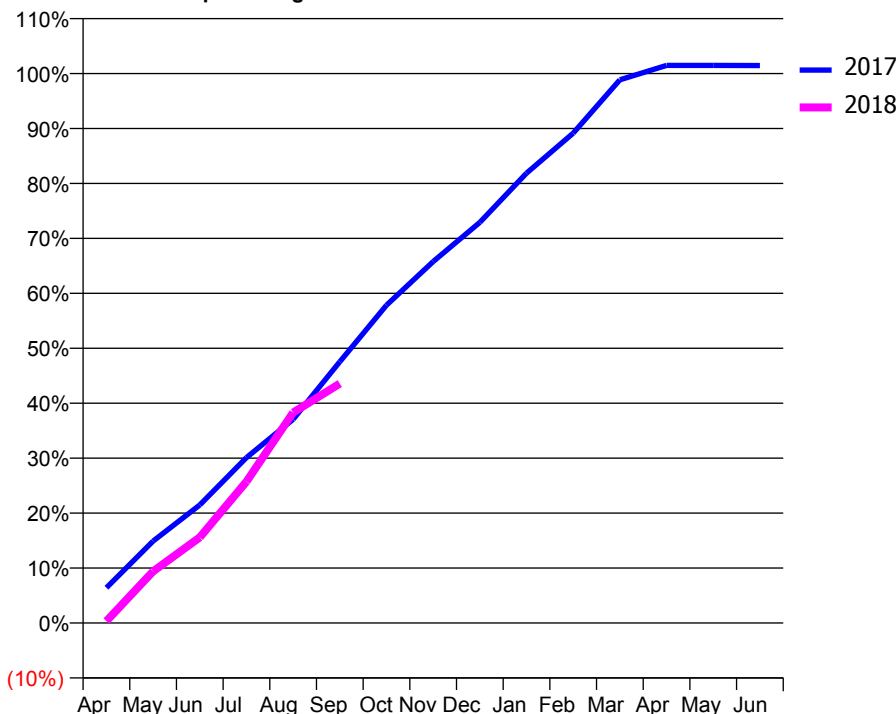
ACCESS*

Patients seen in 24 months	Total	Change since previous quarter
Quarter ending September 2016	5,112	
Quarter ending December 2016	5,096	→
Quarter ending March 2017	5,099	→
Quarter ending June 2017	5,113	→
Quarter ending September 2017	5,088	→
Variance since September 2016	(0.5%)	→



ACTIVITY

Cumulative percentage of contracted UDA delivered 2017 & 2018



Adjusted Scheduled Activity (UDA)

Month	2017	2018
April	899	51
May	2,086	1,316
June	3,010	2,182
July	4,215	3,602
August	5,190	5,364
September	6,656	6,099
October	8,098	
November	9,210	
December	10,208	
January	11,461	
February	12,481	
March	13,840	
April	14,205	
May	14,205	
June	14,204	

QUALITY

	Quantity	Base Number	Contract	AT	Region	England
% of FP17s for the same patient ID Re-attending within 3 months - Children	41	808	5.1%	10.9%	12.8%	11.9%
% of FP17s for the same patient ID Re-attending within 3 months - Adults	338	3,175	10.6%	14.9%	16.5%	15.9%
% of FP17s for the same patient ID Re-attending between 3 & 9 months - Children	527	808	65.2%	61.0%	59.7%	58.1%
% of FP17s for the same patient ID Re-attending between 3 & 9 months - Adults	2,113	3,175	66.6%	54.9%	53.0%	50.6%
% of FP17s for Band 1 Urgent Courses	247	3,713	6.7%	8.6%	9.2%	9.1%
% of FP17s Relating to Free Repair or Replacements	3	3,713	0.1%	0.9%	1.0%	0.8%
% of FP17s Relating to Continuations	56	3,713	1.5%	1.2%	1.2%	1.1%
% of Patients satisfied with the dentistry they have received	5	5	N/A	91.4%	91.6%	91.4%
% of Patients satisfied with the time they had to wait for an appointment	3	5	N/A	87.5%	88.1%	87.7%

* This is based on patients treated on this contract for their most recent course of treatment. Figures in italics indicate the base number of FP17s or Patient Questionnaire responses are less than 100. N/A is shown where the base number of responses is less than 10 during the period. % is calculated as Quantity/Base number*100

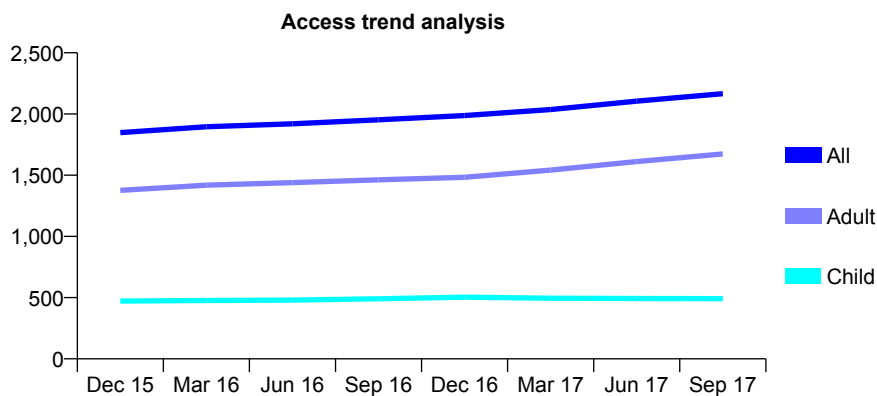
Q52 - Vital Signs At a Glance Contract Report for 852538/0001 - September 2017

Name or company name	MISS NK KHROUD
Contract type name	PDS Contract
Purpose of contract	General
Contract start date	23/05/2012
Contract end date	22/05/2022

17/18 Contracted general activity (UDA)	6,205
Carry forward general activity (UDA)	0
17/18 Contracted orthodontic activity (UOA)	0
Carry forward orthodontic activity (UOA)	0
Baseline contract value	£189,266.74

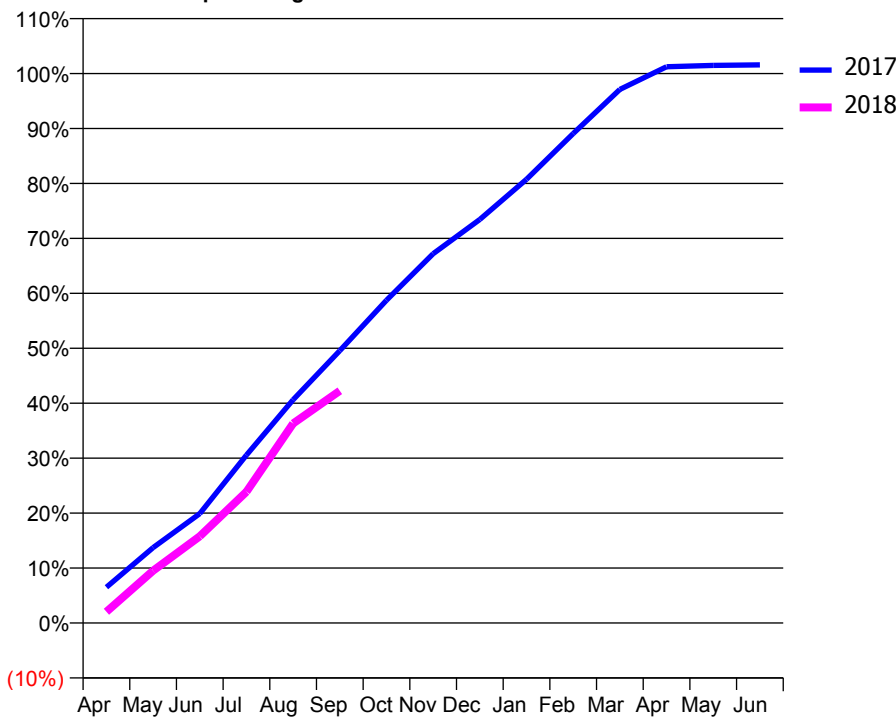
ACCESS*

Patients seen in 24 months	Total	Change since previous quarter
Quarter ending September 2016	1,953	
Quarter ending December 2016	1,987	→
Quarter ending March 2017	2,037	↑
Quarter ending June 2017	2,105	↑
Quarter ending September 2017	2,166	↑
Variance since September 2016	10.9%	↑



ACTIVITY

Cumulative percentage of contracted UDA delivered 2017 & 2018



Month	Adjusted Scheduled Activity (UDA)	
	2017	2018
April	408	127
May	861	591
June	1,248	979
July	1,916	1,482
August	2,547	2,253
September	3,107	2,622
October	3,682	
November	4,213	
December	4,605	
January	5,061	
February	5,583	
March	6,087	
April	6,346	
May	6,362	
June	6,367	

QUALITY

	Quantity	Base Number	Contract	AT	Region	England
% of FP17s for the same patient ID Re-attending within 3 months - Children	33	375	8.8%	10.9%	12.8%	11.9%
% of FP17s for the same patient ID Re-attending within 3 months - Adults	80	1,028	7.8%	14.9%	16.5%	15.9%
% of FP17s for the same patient ID Re-attending between 3 & 9 months - Children	236	375	62.9%	61.0%	59.7%	58.1%
% of FP17s for the same patient ID Re-attending between 3 & 9 months - Adults	515	1,028	50.1%	54.9%	53.0%	50.6%
% of FP17s for Band 1 Urgent Courses	33	1,272	2.6%	8.6%	9.2%	9.1%
% of FP17s Relating to Free Repair or Replacements	22	1,272	1.7%	0.9%	1.0%	0.8%
% of FP17s Relating to Continuations	8	1,272	0.6%	1.2%	1.2%	1.1%
% of Patients satisfied with the dentistry they have received	7	7	N/A	91.4%	91.6%	91.4%
% of Patients satisfied with the time they had to wait for an appointment	7	7	N/A	87.5%	88.1%	87.7%

* This is based on patients treated on this contract for their most recent course of treatment. Figures in italics indicate the base number of FP17s or Patient Questionnaire responses are less than 100. N/A is shown where the base number of responses is less than 10 during the period. % is calculated as Quantity/Base number*100

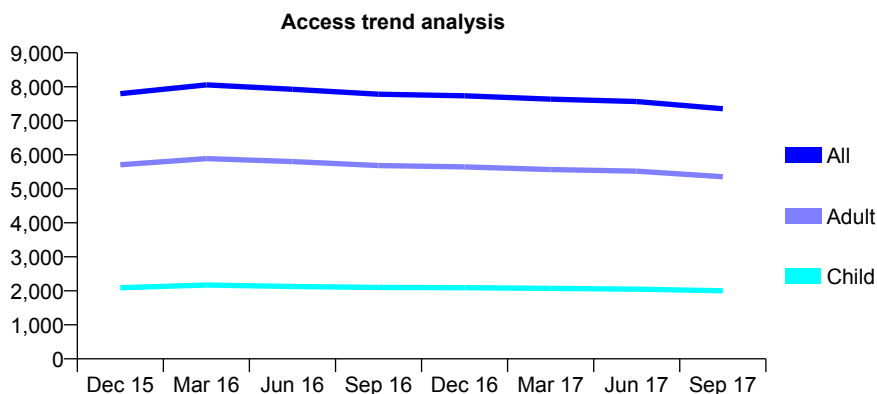
Q52 - Vital Signs At a Glance Contract Report for 854093/0001 - September 2017

Name or company name	MR A HUSSAIN
Contract type name	GDS Contract
Purpose of contract	General
Contract start date	01/04/2006
Contract end date	

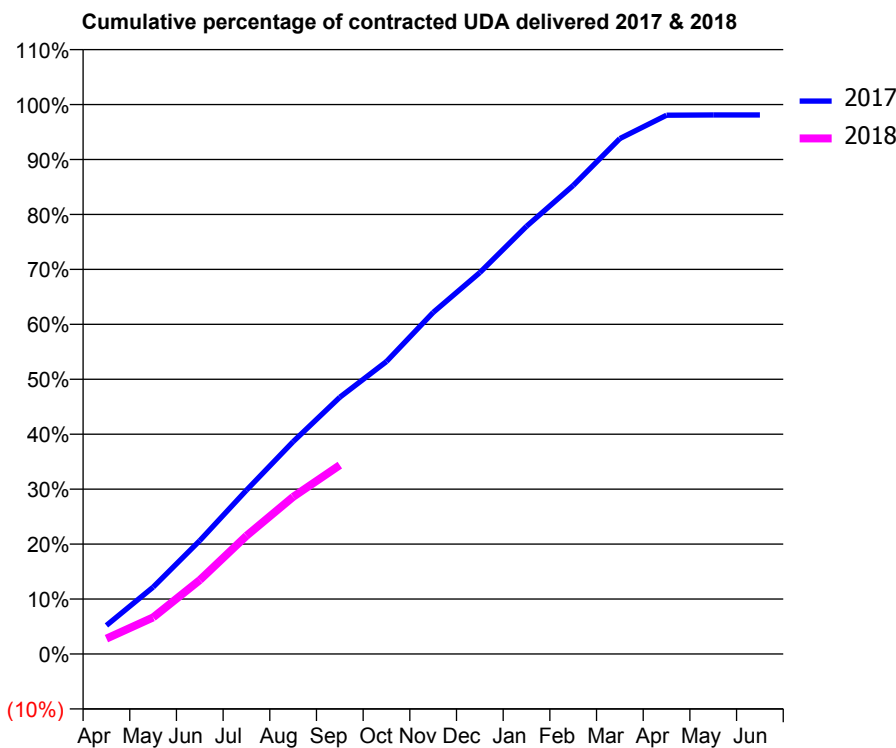
17/18 Contracted general activity (UDA)	21,783
Carry forward general activity (UDA)	0
17/18 Contracted orthodontic activity (UOA)	0
Carry forward orthodontic activity (UOA)	0
Baseline contract value	£819,737.54

ACCESS*

Patients seen in 24 months	Total	Change since previous quarter
Quarter ending September 2016	7,783	
Quarter ending December 2016	7,737	→
Quarter ending March 2017	7,638	↓
Quarter ending June 2017	7,568	→
Quarter ending September 2017	7,356	↓
Variance since September 2016	(5.5%)	↓



ACTIVITY



Month	Adjusted Scheduled Activity (UDA)	
	2017	2018
April	1,133	613
May	2,654	1,452
June	4,493	2,932
July	6,492	4,685
August	8,416	6,227
September	10,180	7,486
October	11,594	
November	13,539	
December	15,120	
January	16,957	
February	18,573	
March	20,432	
April	21,356	
May	21,367	
June	21,367	

QUALITY

	Quantity	Base Number	Contract	AT	Region	England
% of FP17s for the same patient ID Re-attending within 3 months - Children	73	1,431	5.1%	10.9%	12.8%	11.9%
% of FP17s for the same patient ID Re-attending within 3 months - Adults	322	3,252	9.9%	14.9%	16.5%	15.9%
% of FP17s for the same patient ID Re-attending between 3 & 9 months - Children	976	1,431	68.2%	61.0%	59.7%	58.1%
% of FP17s for the same patient ID Re-attending between 3 & 9 months - Adults	2,098	3,252	64.5%	54.9%	53.0%	50.6%
% of FP17s for Band 1 Urgent Courses	389	4,256	9.1%	8.6%	9.2%	9.1%
% of FP17s Relating to Free Repair or Replacements	17	4,256	0.4%	0.9%	1.0%	0.8%
% of FP17s Relating to Continuations	14	4,256	0.3%	1.2%	1.2%	1.1%
% of Patients satisfied with the dentistry they have received	10	12	83.3%	91.4%	91.6%	91.4%
% of Patients satisfied with the time they had to wait for an appointment	9	12	75.0%	87.5%	88.1%	87.7%

* This is based on patients treated on this contract for their most recent course of treatment. Figures in italics indicate the base number of FP17s or Patient Questionnaire responses are less than 100. N/A is shown where the base number of responses is less than 10 during the period. % is calculated as Quantity/Base number*100

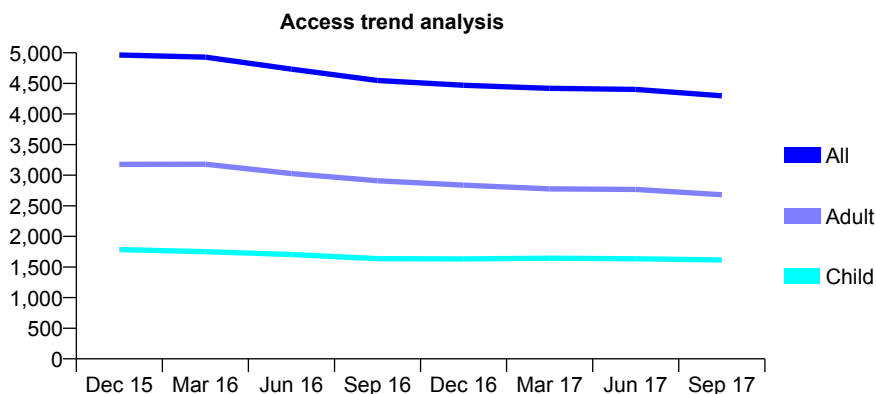
Q52 - Vital Signs At a Glance Contract Report for 854093/0005 - September 2017

Name or company name	MR A HUSSAIN
Contract type name	GDS Contract
Purpose of contract	General
Contract start date	06/10/2012
Contract end date	

17/18 Contracted general activity (UDA)	15,788
Carry forward general activity (UDA)	0
17/18 Contracted orthodontic activity (UOA)	0
Carry forward orthodontic activity (UOA)	0
Baseline contract value	£507,544.02

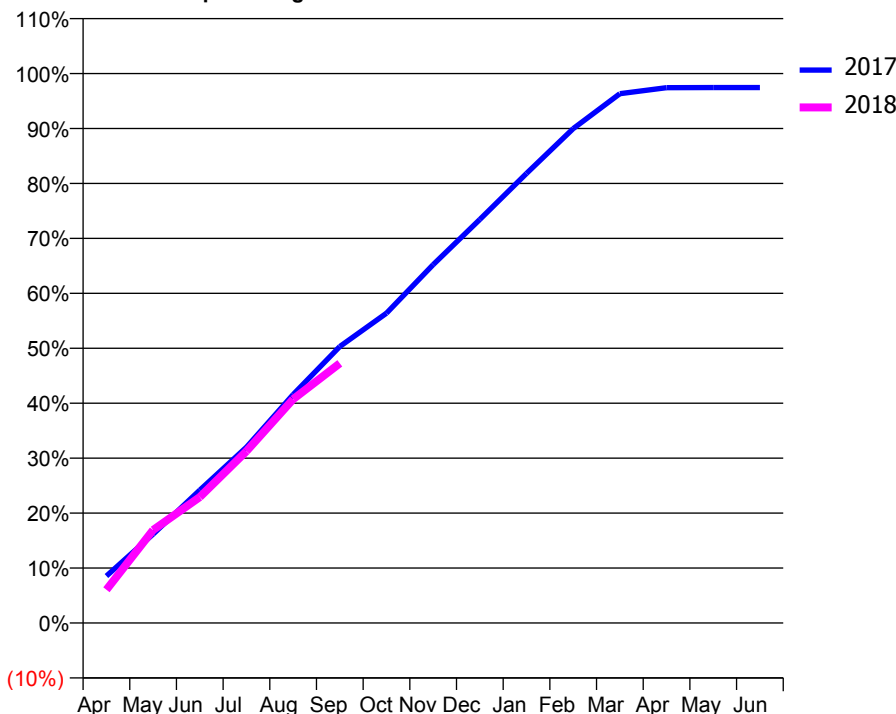
ACCESS*

Patients seen in 24 months	Total	Change since previous quarter
Quarter ending September 2016	4,547	
Quarter ending December 2016	4,470	↓
Quarter ending March 2017	4,419	↓
Quarter ending June 2017	4,403	→
Quarter ending September 2017	4,297	↓
Variance since September 2016	(5.5%)	↓



ACTIVITY

Cumulative percentage of contracted UDA delivered 2017 & 2018



Adjusted Scheduled Activity (UDA)

Month	2017	2018
April	1,350	954
May	2,556	2,672
June	3,821	3,620
July	5,056	4,935
August	6,571	6,430
September	7,951	7,463
October	8,910	
November	10,306	
December	11,606	
January	12,927	
February	14,216	
March	15,219	
April	15,392	
May	15,397	
June	15,399	

QUALITY

	Quantity	Base Number	Contract	AT	Region	England
% of FP17s for the same patient ID Re-attending within 3 months - Children	138	1,378	10.0%	10.9%	12.8%	11.9%
% of FP17s for the same patient ID Re-attending within 3 months - Adults	438	2,123	20.6%	14.9%	16.5%	15.9%
% of FP17s for the same patient ID Re-attending between 3 & 9 months - Children	831	1,378	60.3%	61.0%	59.7%	58.1%
% of FP17s for the same patient ID Re-attending between 3 & 9 months - Adults	1,092	2,123	51.4%	54.9%	53.0%	50.6%
% of FP17s for Band 1 Urgent Courses	289	3,404	8.5%	8.6%	9.2%	9.1%
% of FP17s Relating to Free Repair or Replacements	20	3,404	0.6%	0.9%	1.0%	0.8%
% of FP17s Relating to Continuations	51	3,404	1.5%	1.2%	1.2%	1.1%
% of Patients satisfied with the dentistry they have received	3	3	N/A	91.4%	91.6%	91.4%
% of Patients satisfied with the time they had to wait for an appointment	2	3	N/A	87.5%	88.1%	87.7%

* This is based on patients treated on this contract for their most recent course of treatment. Figures in italics indicate the base number of FP17s or Patient Questionnaire responses are less than 100. N/A is shown where the base number of responses is less than 10 during the period. % is calculated as Quantity/Base number*100

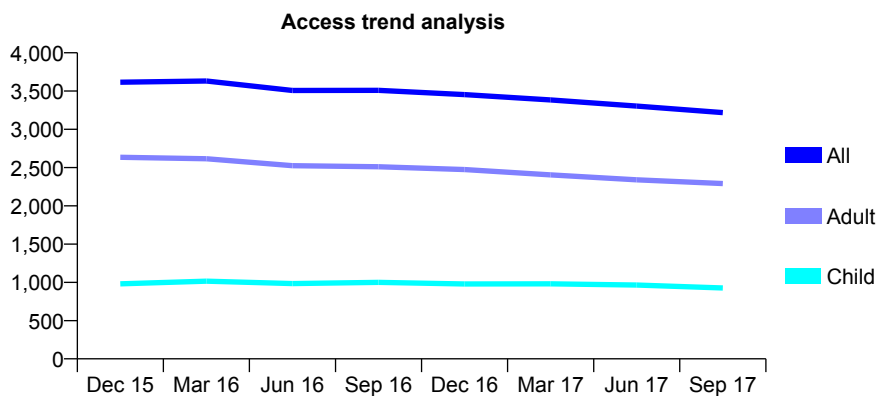
Q52 - Vital Signs At a Glance Contract Report for 854093/0006 - September 2017

Name or company name	MR A HUSSAIN
Contract type name	GDS Contract
Purpose of contract	General
Contract start date	01/02/2013
Contract end date	

17/18 Contracted general activity (UDA)	10,865
Carry forward general activity (UDA)	0
17/18 Contracted orthodontic activity (UOA)	0
Carry forward orthodontic activity (UOA)	0
Baseline contract value	£354,544.95

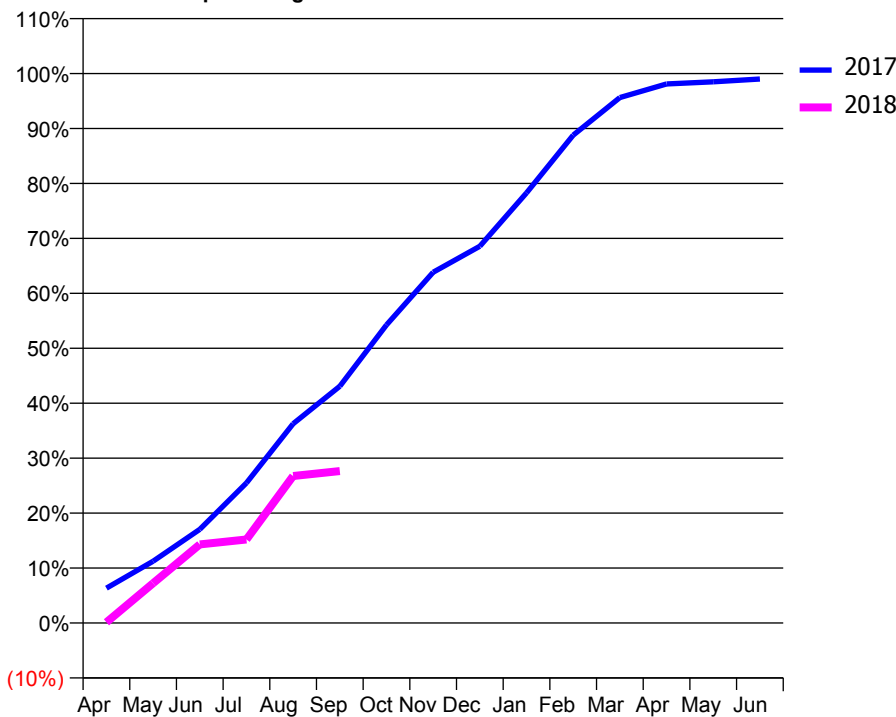
ACCESS*

Patients seen in 24 months	Total	Change since previous quarter
Quarter ending September 2016	3,509	
Quarter ending December 2016	3,453	↓
Quarter ending March 2017	3,384	↓
Quarter ending June 2017	3,304	↓
Quarter ending September 2017	3,218	↓
Variance since September 2016	(8.3%)	↓



ACTIVITY

Cumulative percentage of contracted UDA delivered 2017 & 2018



Month	Adjusted Scheduled Activity (UDA)	
	2017	2018
April	690	15
May	1,223	787
June	1,852	1,555
July	2,770	1,651
August	3,939	2,907
September	4,683	3,005
October	5,894	
November	6,935	
December	7,450	
January	8,504	
February	9,645	
March	10,390	
April	10,660	
May	10,702	
June	10,757	

QUALITY

	Quantity	Base Number	Contract	AT	Region	England
% of FP17s for the same patient ID Re-attending within 3 months - Children	28	450	6.2%	10.9%	12.8%	11.9%
% of FP17s for the same patient ID Re-attending within 3 months - Adults	158	1,116	14.2%	14.9%	16.5%	15.9%
% of FP17s for the same patient ID Re-attending between 3 & 9 months - Children	280	450	62.2%	61.0%	59.7%	58.1%
% of FP17s for the same patient ID Re-attending between 3 & 9 months - Adults	683	1,116	61.2%	54.9%	53.0%	50.6%
% of FP17s for Band 1 Urgent Courses	80	1,442	5.5%	8.6%	9.2%	9.1%
% of FP17s Relating to Free Repair or Replacements	10	1,442	0.7%	0.9%	1.0%	0.8%
% of FP17s Relating to Continuations	26	1,442	1.8%	1.2%	1.2%	1.1%
% of Patients satisfied with the dentistry they have received	5	5	N/A	91.4%	91.6%	91.4%
% of Patients satisfied with the time they had to wait for an appointment	4	5	N/A	87.5%	88.1%	87.7%

* This is based on patients treated on this contract for their most recent course of treatment. Figures in italics indicate the base number of FP17s or Patient Questionnaire responses are less than 100. N/A is shown where the base number of responses is less than 10 during the period. % is calculated as Quantity/Base number*100

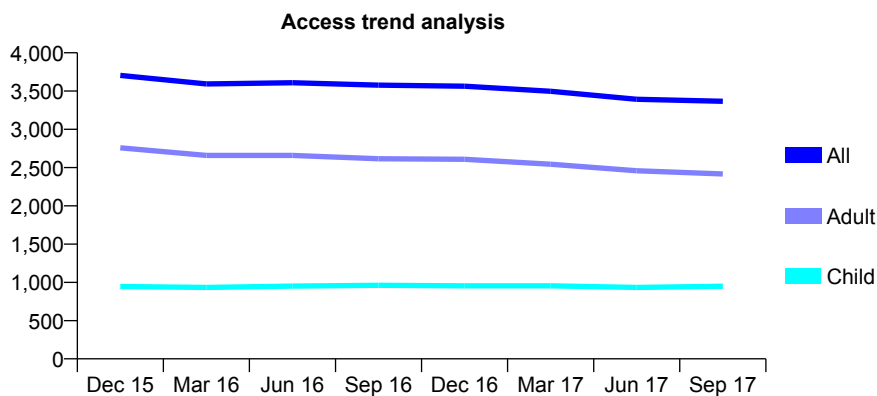
Q52 - Vital Signs At a Glance Contract Report for 854549/0002 - September 2017

Name or company name	MR N THAKKER
Contract type name	GDS Contract
Purpose of contract	General
Contract start date	02/11/2009
Contract end date	

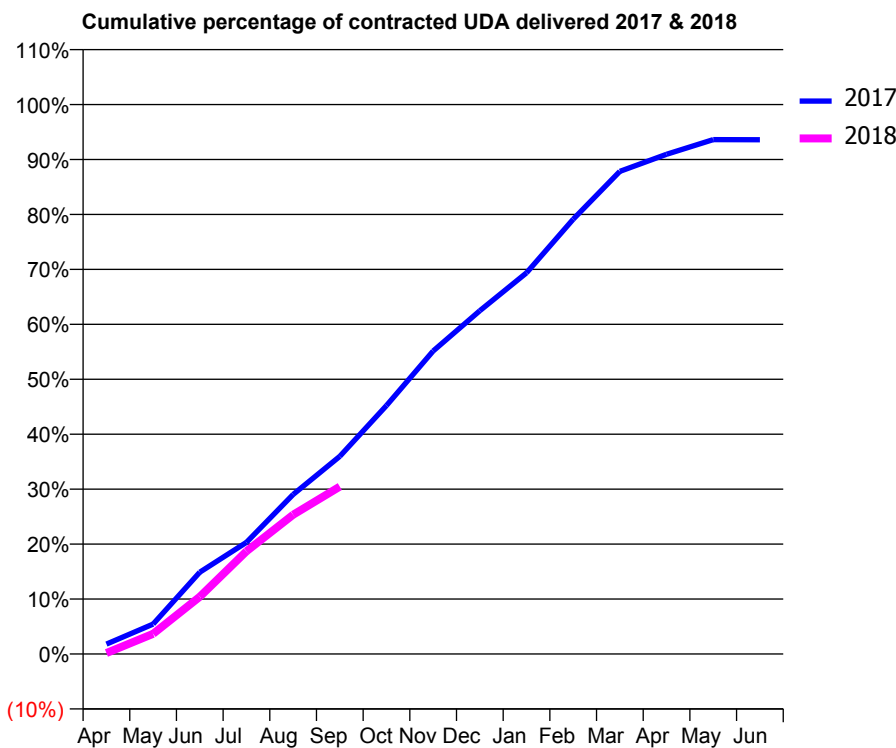
17/18 Contracted general activity (UDA)	14,000
Carry forward general activity (UDA)	0
17/18 Contracted orthodontic activity (UOA)	0
Carry forward orthodontic activity (UOA)	0
Baseline contract value	£334,122.87

ACCESS*

Patients seen in 24 months	Total	Change since previous quarter
Quarter ending September 2016	3,577	
Quarter ending December 2016	3,563	→
Quarter ending March 2017	3,498	↓
Quarter ending June 2017	3,392	↓
Quarter ending September 2017	3,366	→
Variance since September 2016	(5.9%)	↓



ACTIVITY



Month	Adjusted Scheduled Activity (UDA)	
	2017	2018
April	253	24
May	763	515
June	2,086	1,459
July	2,845	2,617
August	4,064	3,548
September	5,037	4,265
October	6,330	
November	7,719	
December	8,748	
January	9,711	
February	11,077	
March	12,297	
April	12,733	
May	13,107	
June	13,101	

QUALITY

	Quantity	Base Number	Contract	AT	Region	England
% of FP17s for the same patient ID Re-attending within 3 months - Children	32	575	5.6%	10.9%	12.8%	11.9%
% of FP17s for the same patient ID Re-attending within 3 months - Adults	239	1,405	17.0%	14.9%	16.5%	15.9%
% of FP17s for the same patient ID Re-attending between 3 & 9 months - Children	293	575	51.0%	61.0%	59.7%	58.1%
% of FP17s for the same patient ID Re-attending between 3 & 9 months - Adults	762	1,405	54.2%	54.9%	53.0%	50.6%
% of FP17s for Band 1 Urgent Courses	94	1,708	5.5%	8.6%	9.2%	9.1%
% of FP17s Relating to Free Repair or Replacements	31	1,708	1.8%	0.9%	1.0%	0.8%
% of FP17s Relating to Continuations	29	1,708	1.7%	1.2%	1.2%	1.1%
% of Patients satisfied with the dentistry they have received	15	15	100.0%	91.4%	91.6%	91.4%
% of Patients satisfied with the time they had to wait for an appointment	14	15	93.3%	87.5%	88.1%	87.7%

* This is based on patients treated on this contract for their most recent course of treatment. Figures in italics indicate the base number of FP17s or Patient Questionnaire responses are less than 100. N/A is shown where the base number of responses is less than 10 during the period. % is calculated as Quantity/Base number*100

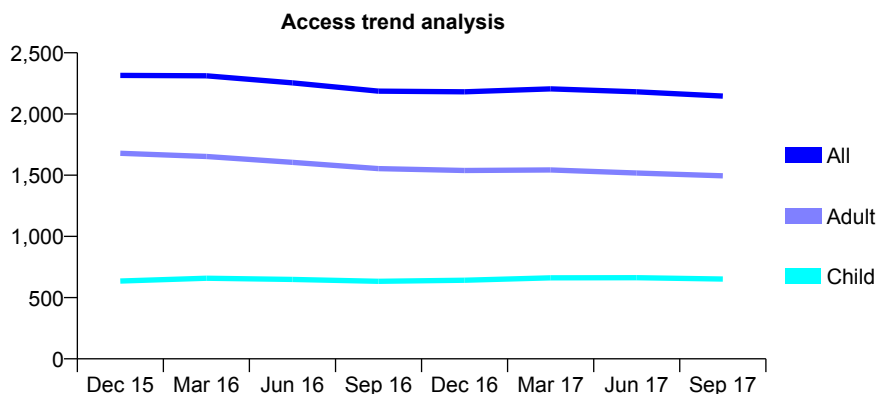
Q52 - Vital Signs At a Glance Contract Report for 854549/0003 - September 2017

Name or company name	MR N THAKKER
Contract type name	GDS Contract
Purpose of contract	General
Contract start date	01/03/2010
Contract end date	

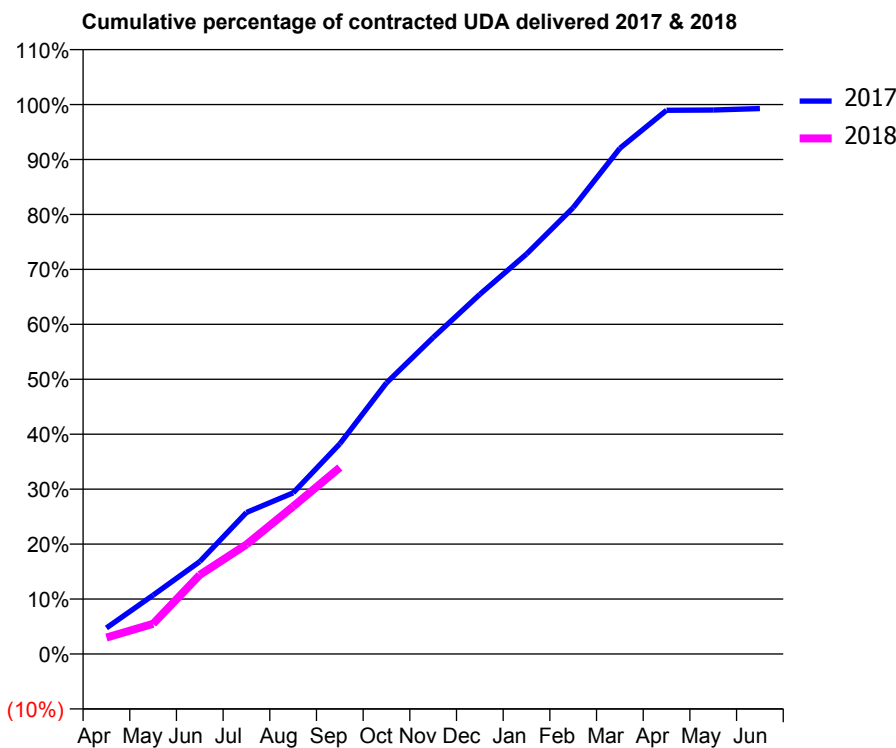
17/18 Contracted general activity (UDA)	7,000
Carry forward general activity (UDA)	0
17/18 Contracted orthodontic activity (UOA)	0
Carry forward orthodontic activity (UOA)	0
Baseline contract value	£170,842.90

ACCESS*

Patients seen in 24 months	Total	Change since previous quarter
Quarter ending September 2016	2,187	
Quarter ending December 2016	2,181	→
Quarter ending March 2017	2,205	→
Quarter ending June 2017	2,181	↓
Quarter ending September 2017	2,147	↓
Variance since September 2016	(1.8%)	↓



ACTIVITY



Month	Adjusted Scheduled Activity (UDA)	
	2017	2018
April	332	210
May	749	384
June	1,178	1,008
July	1,803	1,396
August	2,052	1,880
September	2,678	2,375
October	3,454	
November	4,032	
December	4,582	
January	5,095	
February	5,687	
March	6,443	
April	6,927	
May	6,930	
June	6,948	

QUALITY

	Quantity	Base Number	Contract	AT	Region	England
% of FP17s for the same patient ID Re-attending within 3 months - Children	19	424	4.5%	10.9%	12.8%	11.9%
% of FP17s for the same patient ID Re-attending within 3 months - Adults	138	1,050	13.1%	14.9%	16.5%	15.9%
% of FP17s for the same patient ID Re-attending between 3 & 9 months - Children	293	424	69.1%	61.0%	59.7%	58.1%
% of FP17s for the same patient ID Re-attending between 3 & 9 months - Adults	683	1,050	65.0%	54.9%	53.0%	50.6%
% of FP17s for Band 1 Urgent Courses	71	1,274	5.6%	8.6%	9.2%	9.1%
% of FP17s Relating to Free Repair or Replacements	17	1,274	1.3%	0.9%	1.0%	0.8%
% of FP17s Relating to Continuations	14	1,274	1.1%	1.2%	1.2%	1.1%
% of Patients satisfied with the dentistry they have received	2	3	N/A	91.4%	91.6%	91.4%
% of Patients satisfied with the time they had to wait for an appointment	3	3	N/A	87.5%	88.1%	87.7%

* This is based on patients treated on this contract for their most recent course of treatment. Figures in italics indicate the base number of FP17s or Patient Questionnaire responses are less than 100. N/A is shown where the base number of responses is less than 10 during the period. % is calculated as Quantity/Base number*100

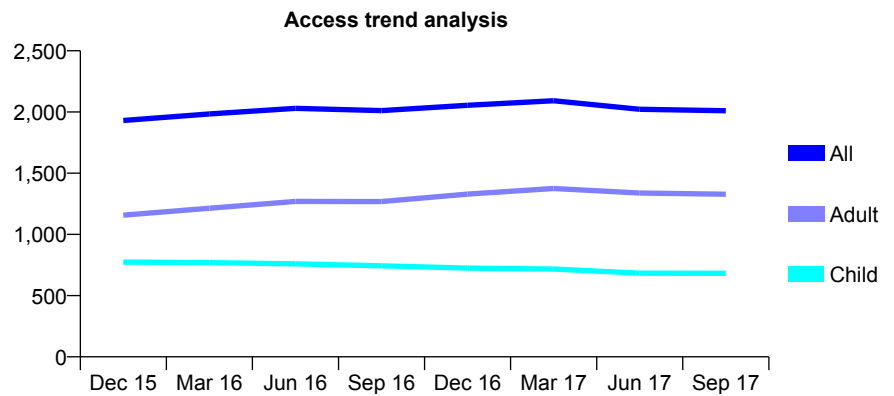
Q52 - Vital Signs At a Glance Contract Report for 855464/0004 - September 2017

Name or company name	MR JA KHAN
Contract type name	GDS Contract
Purpose of contract	General
Contract start date	29/08/2012
Contract end date	

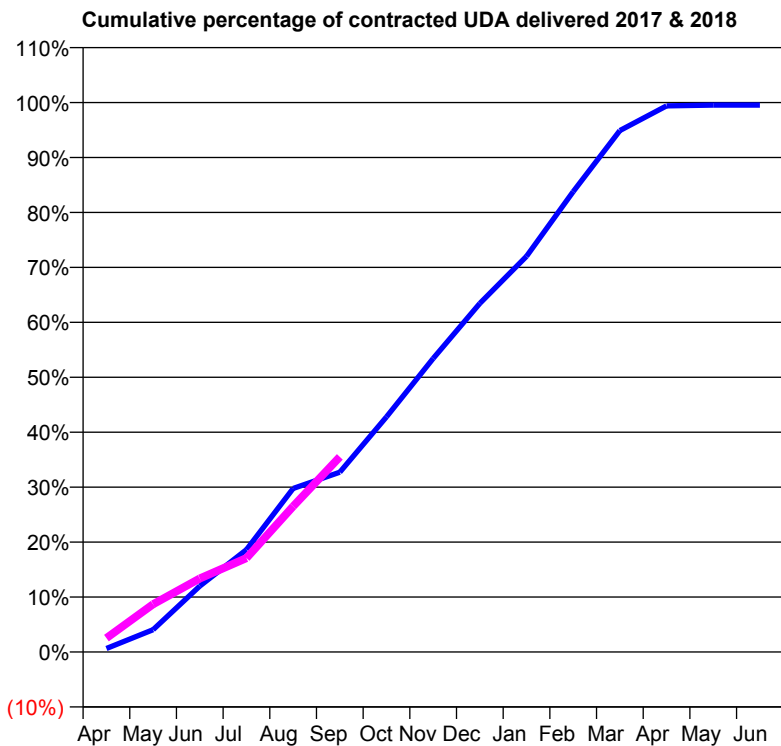
17/18 Contracted general activity (UDA)	5,250
Carry forward general activity (UDA)	0
17/18 Contracted orthodontic activity (UOA)	0
Carry forward orthodontic activity (UOA)	0
Baseline contract value	£142,637.72

ACCESS*

Patients seen in 24 months	Total	Change since previous quarter
Quarter ending September 2016	2,011	
Quarter ending December 2016	2,055	↑
Quarter ending March 2017	2,092	→
Quarter ending June 2017	2,022	↓
Quarter ending September 2017	2,010	→
Variance since September 2016	(0.0%)	→



ACTIVITY



Month	Adjusted Scheduled Activity (UDA)	
	2017	2018
April	34	133
May	213	457
June	630	703
July	977	897
August	1,563	1,392
September	1,718	1,865
October	2,246	
November	2,805	
December	3,331	
January	3,780	
February	4,399	
March	4,982	
April	5,218	
May	5,225	
June	5,226	

QUALITY

	Quantity	Base Number	Contract	AT	Region	England
% of FP17s for the same patient ID Re-attending within 3 months - Children	56	526	10.6%	10.9%	12.8%	11.9%
% of FP17s for the same patient ID Re-attending within 3 months - Adults	46	639	7.2%	14.9%	16.5%	15.9%
% of FP17s for the same patient ID Re-attending between 3 & 9 months - Children	353	526	67.1%	61.0%	59.7%	58.1%
% of FP17s for the same patient ID Re-attending between 3 & 9 months - Adults	194	639	30.4%	54.9%	53.0%	50.6%
% of FP17s for Band 1 Urgent Courses	248	1,050	23.6%	8.6%	9.2%	9.1%
% of FP17s Relating to Free Repair or Replacements	2	1,050	0.2%	0.9%	1.0%	0.8%
% of FP17s Relating to Continuations	0	1,050	0.0%	1.2%	1.2%	1.1%
% of Patients satisfied with the dentistry they have received	5	5	N/A	91.4%	91.6%	91.4%
% of Patients satisfied with the time they had to wait for an appointment	5	5	N/A	87.5%	88.1%	87.7%

* This is based on patients treated on this contract for their most recent course of treatment. Figures in italics indicate the base number of FP17s or Patient Questionnaire responses are less than 100. N/A is shown where the base number of responses is less than 10 during the period. % is calculated as Quantity/Base number*100

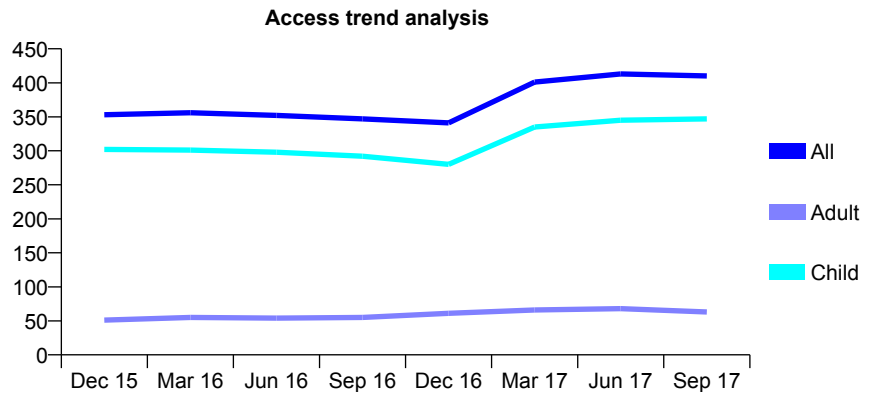
Q52 - Vital Signs At a Glance Contract Report for 857564/0001 - September 2017

Name or company name	MR OD HIGGS
Contract type name	GDS Contract
Purpose of contract	General
Contract start date	15/09/2006
Contract end date	

17/18 Contracted general activity (UDA)	806
Carry forward general activity (UDA)	0
17/18 Contracted orthodontic activity (UOA)	0
Carry forward orthodontic activity (UOA)	0
Baseline contract value	£24,257.90

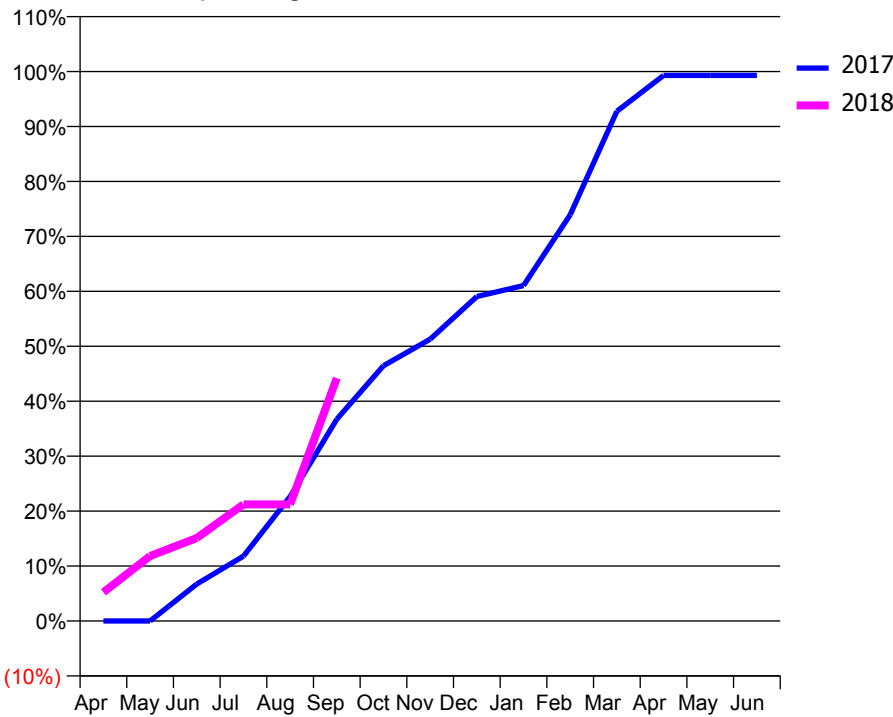
ACCESS*

Patients seen in 24 months	Total	Change since previous quarter
Quarter ending September 2016	347	
Quarter ending December 2016	341	↓
Quarter ending March 2017	401	↑
Quarter ending June 2017	413	↑
Quarter ending September 2017	410	→
Variance since September 2016	18.2%	↑



ACTIVITY

Cumulative percentage of contracted UDA delivered 2017 & 2018



Month	Adjusted Scheduled Activity (UDA)	
	2017	2018
April	0	42
May	0	95
June	54	122
July	95	171
August	183	171
September	296	356
October	374	
November	413	
December	476	
January	492	
February	596	
March	748	
April	800	
May	800	
June	800	

QUALITY

	Quantity	Base Number	Contract	AT	Region	England
% of FP17s for the same patient ID Re-attending within 3 months - Children	30	303	9.9%	10.9%	12.8%	11.9%
% of FP17s for the same patient ID Re-attending within 3 months - Adults	2	19	10.5%	14.9%	16.5%	15.9%
% of FP17s for the same patient ID Re-attending between 3 & 9 months - Children	141	303	46.5%	61.0%	59.7%	58.1%
% of FP17s for the same patient ID Re-attending between 3 & 9 months - Adults	9	19	47.4%	54.9%	53.0%	50.6%
% of FP17s for Band 1 Urgent Courses	12	274	4.4%	8.6%	9.2%	9.1%
% of FP17s Relating to Free Repair or Replacements	0	274	0.0%	0.9%	1.0%	0.8%
% of FP17s Relating to Continuations	0	274	0.0%	1.2%	1.2%	1.1%
% of Patients satisfied with the dentistry they have received	0	0	N/A	91.4%	91.6%	91.4%
% of Patients satisfied with the time they had to wait for an appointment	0	0	N/A	87.5%	88.1%	87.7%

* This is based on patients treated on this contract for their most recent course of treatment. Figures in italics indicate the base number of FP17s or Patient Questionnaire responses are less than 100. N/A is shown where the base number of responses is less than 10 during the period. % is calculated as Quantity/Base number*100

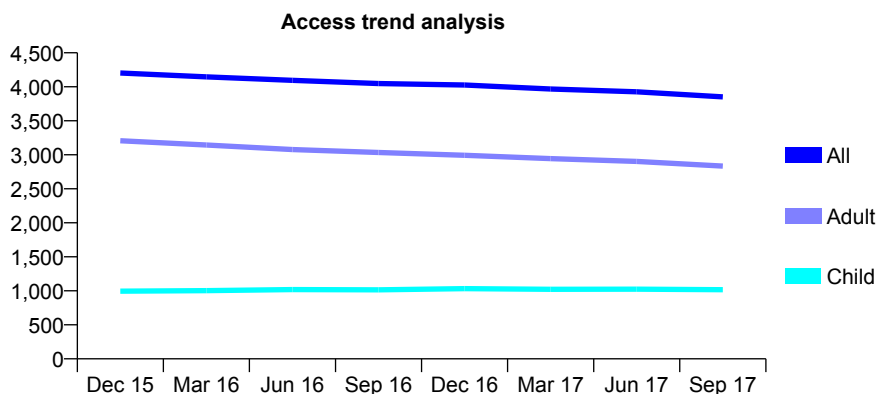
Q52 - Vital Signs At a Glance Contract Report for 905755/0001 - September 2017

Name or company name	MR FN MACPHERSON
Contract type name	GDS Contract
Purpose of contract	General
Contract start date	01/04/2006
Contract end date	

17/18 Contracted general activity (UDA)	10,626
Carry forward general activity (UDA)	0
17/18 Contracted orthodontic activity (UOA)	0
Carry forward orthodontic activity (UOA)	0
Baseline contract value	£267,447.20

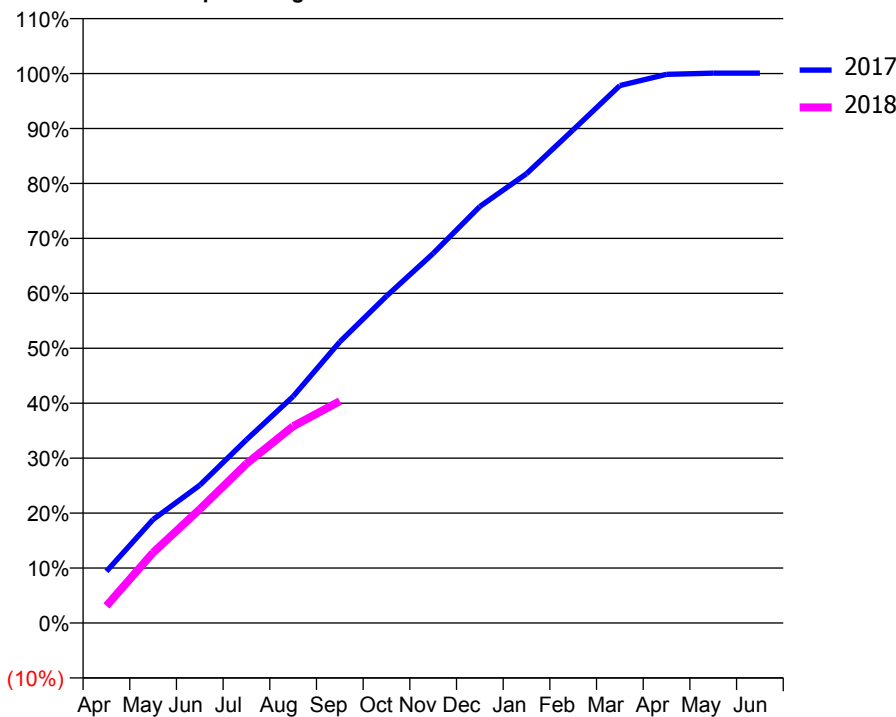
ACCESS*

Patients seen in 24 months	Total	Change since previous quarter
Quarter ending September 2016	4,048	
Quarter ending December 2016	4,026	→
Quarter ending March 2017	3,967	↓
Quarter ending June 2017	3,927	↓
Quarter ending September 2017	3,851	↓
Variance since September 2016	(4.9%)	↓



ACTIVITY

Cumulative percentage of contracted UDA delivered 2017 & 2018



Adjusted Scheduled Activity (UDA)

Month	2017	2018
April	999	332
May	2,002	1,362
June	2,665	2,200
July	3,543	3,079
August	4,382	3,805
September	5,437	4,289
October	6,322	
November	7,148	
December	8,054	
January	8,689	
February	9,538	
March	10,393	
April	10,611	
May	10,634	
June	10,634	

QUALITY

	Quantity	Base Number	Contract	AT	Region	England
% of FP17s for the same patient ID Re-attending within 3 months - Children	71	806	8.8%	10.9%	12.8%	11.9%
% of FP17s for the same patient ID Re-attending within 3 months - Adults	371	2,162	17.2%	14.9%	16.5%	15.9%
% of FP17s for the same patient ID Re-attending between 3 & 9 months - Children	547	806	67.9%	61.0%	59.7%	58.1%
% of FP17s for the same patient ID Re-attending between 3 & 9 months - Adults	1,421	2,162	65.7%	54.9%	53.0%	50.6%
% of FP17s for Band 1 Urgent Courses	291	2,812	10.3%	8.6%	9.2%	9.1%
% of FP17s Relating to Free Repair or Replacements	40	2,812	1.4%	0.9%	1.0%	0.8%
% of FP17s Relating to Continuations	25	2,812	0.9%	1.2%	1.2%	1.1%
% of Patients satisfied with the dentistry they have received	4	5	N/A	91.4%	91.6%	91.4%
% of Patients satisfied with the time they had to wait for an appointment	5	5	N/A	87.5%	88.1%	87.7%

* This is based on patients treated on this contract for their most recent course of treatment. Figures in italics indicate the base number of FP17s or Patient Questionnaire responses are less than 100. N/A is shown where the base number of responses is less than 10 during the period. % is calculated as Quantity/Base number*100

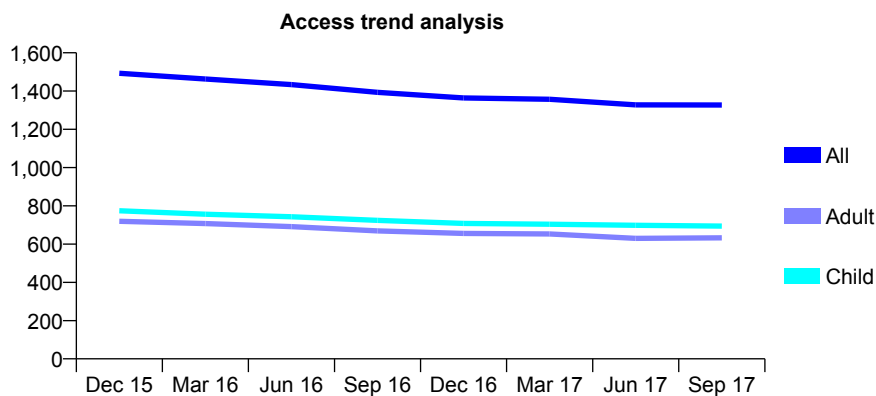
Q52 - Vital Signs At a Glance Contract Report for 911291/0001 - September 2017

Name or company name	MR JG PEARSON
Contract type name	GDS Contract
Purpose of contract	General
Contract start date	01/04/2006
Contract end date	

17/18 Contracted general activity (UDA)	5,000
Carry forward general activity (UDA)	0
17/18 Contracted orthodontic activity (UOA)	0
Carry forward orthodontic activity (UOA)	0
Baseline contract value	£117,662.52

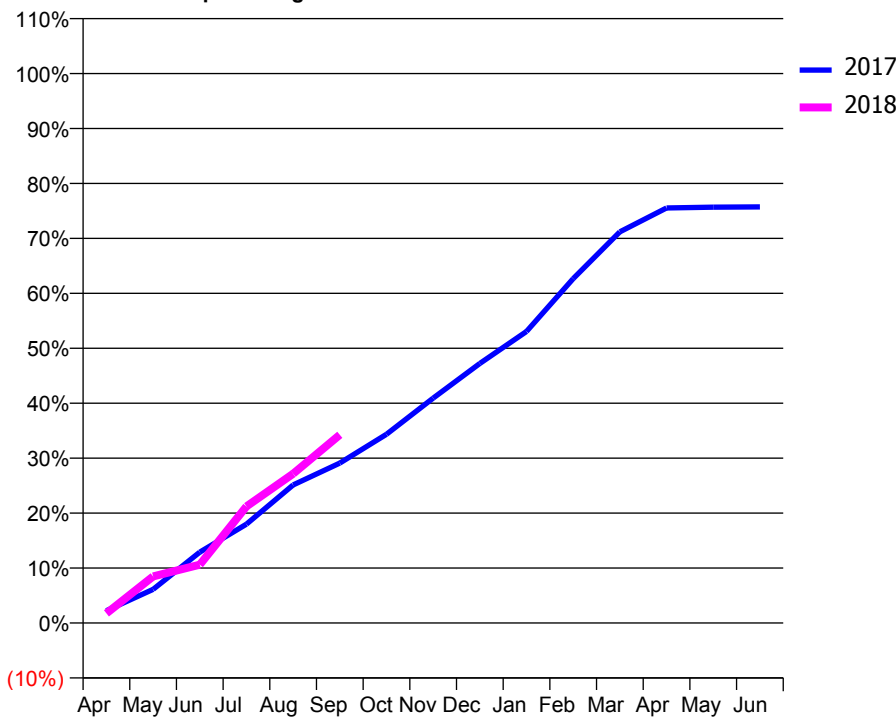
ACCESS*

Patients seen in 24 months	Total	Change since previous quarter
Quarter ending September 2016	1,393	
Quarter ending December 2016	1,364	↓
Quarter ending March 2017	1,357	→
Quarter ending June 2017	1,328	↓
Quarter ending September 2017	1,327	→
Variance since September 2016	(4.7%)	↓



ACTIVITY

Cumulative percentage of contracted UDA delivered 2017 & 2018



Adjusted Scheduled Activity (UDA)

Month	2017	2018
April	112	88
May	306	424
June	645	531
July	899	1,061
August	1,256	1,358
September	1,456	1,713
October	1,718	
November	2,047	
December	2,362	
January	2,653	
February	3,134	
March	3,560	
April	3,777	
May	3,784	
June	3,786	

QUALITY

	Quantity	Base Number	Contract	AT	Region	England
% of FP17s for the same patient ID Re-attending within 3 months - Children	39	615	6.3%	10.9%	12.8%	11.9%
% of FP17s for the same patient ID Re-attending within 3 months - Adults	104	474	21.9%	14.9%	16.5%	15.9%
% of FP17s for the same patient ID Re-attending between 3 & 9 months - Children	409	615	66.5%	61.0%	59.7%	58.1%
% of FP17s for the same patient ID Re-attending between 3 & 9 months - Adults	278	474	58.6%	54.9%	53.0%	50.6%
% of FP17s for Band 1 Urgent Courses	89	961	9.3%	8.6%	9.2%	9.1%
% of FP17s Relating to Free Repair or Replacements	1	961	0.1%	0.9%	1.0%	0.8%
% of FP17s Relating to Continuations	8	961	0.8%	1.2%	1.2%	1.1%
% of Patients satisfied with the dentistry they have received	3	3	N/A	91.4%	91.6%	91.4%
% of Patients satisfied with the time they had to wait for an appointment	3	3	N/A	87.5%	88.1%	87.7%

* This is based on patients treated on this contract for their most recent course of treatment. Figures in italics indicate the base number of FP17s or Patient Questionnaire responses are less than 100. N/A is shown where the base number of responses is less than 10 during the period. % is calculated as Quantity/Base number*100

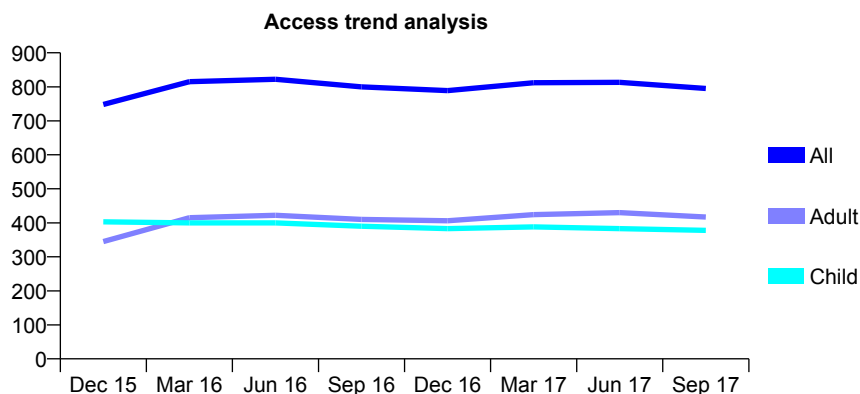
Q52 - Vital Signs At a Glance Contract Report for 913103/0001 - September 2017

Name or company name	MRS JM GRAYE
Contract type name	GDS Contract
Purpose of contract	General
Contract start date	01/04/2006
Contract end date	

17/18 Contracted general activity (UDA)	2,419
Carry forward general activity (UDA)	0
17/18 Contracted orthodontic activity (UOA)	0
Carry forward orthodontic activity (UOA)	0
Baseline contract value	£53,701.14

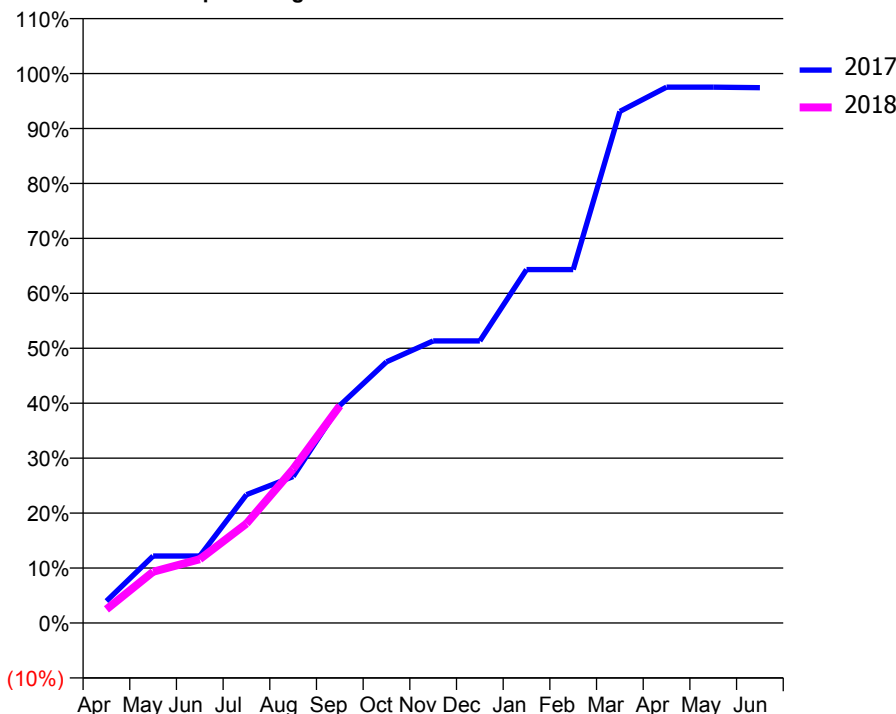
ACCESS*

Patients seen in 24 months	Total	Change since previous quarter
Quarter ending September 2016	800	
Quarter ending December 2016	789	↓
Quarter ending March 2017	812	↑
Quarter ending June 2017	813	→
Quarter ending September 2017	795	↓
Variance since September 2016	(0.6%)	→



ACTIVITY

Cumulative percentage of contracted UDA delivered 2017 & 2018



Adjusted Scheduled Activity (UDA)

Month	2017	2018
April	96	60
May	295	226
June	295	281
July	565	438
August	645	678
September	958	957
October	1,150	
November	1,242	
December	1,242	
January	1,556	
February	1,556	
March	2,252	
April	2,359	
May	2,359	
June	2,357	

QUALITY

	Quantity	Base Number	Contract	AT	Region	England
% of FP17s for the same patient ID Re-attending within 3 months - Children	40	382	10.5%	10.9%	12.8%	11.9%
% of FP17s for the same patient ID Re-attending within 3 months - Adults	38	247	15.4%	14.9%	16.5%	15.9%
% of FP17s for the same patient ID Re-attending between 3 & 9 months - Children	289	382	75.7%	61.0%	59.7%	58.1%
% of FP17s for the same patient ID Re-attending between 3 & 9 months - Adults	160	247	64.8%	54.9%	53.0%	50.6%
% of FP17s for Band 1 Urgent Courses	19	573	3.3%	8.6%	9.2%	9.1%
% of FP17s Relating to Free Repair or Replacements	0	573	0.0%	0.9%	1.0%	0.8%
% of FP17s Relating to Continuations	1	573	0.2%	1.2%	1.2%	1.1%
% of Patients satisfied with the dentistry they have received	1	1	N/A	91.4%	91.6%	91.4%
% of Patients satisfied with the time they had to wait for an appointment	1	1	N/A	87.5%	88.1%	87.7%

* This is based on patients treated on this contract for their most recent course of treatment. Figures in italics indicate the base number of FP17s or Patient Questionnaire responses are less than 100. N/A is shown where the base number of responses is less than 10 during the period. % is calculated as Quantity/Base number*100

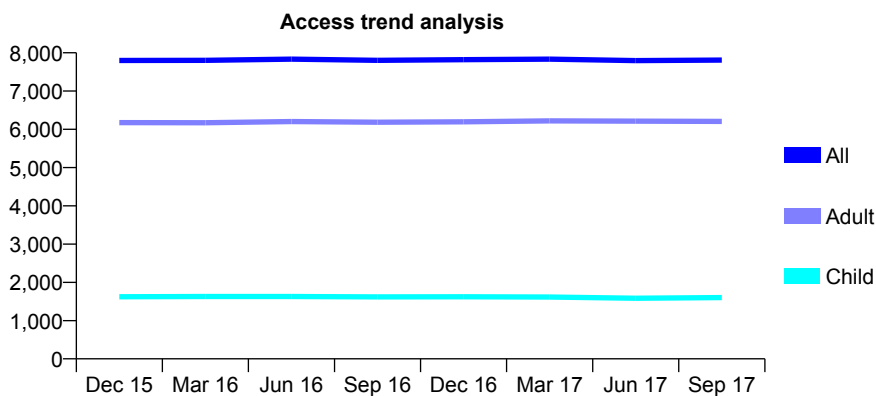
Q52 - Vital Signs At a Glance Contract Report for 914126/0001 - September 2017

Name or company name	MR RM WHITE
Contract type name	GDS Contract
Purpose of contract	General
Contract start date	01/04/2006
Contract end date	

17/18 Contracted general activity (UDA)	22,295
Carry forward general activity (UDA)	0
17/18 Contracted orthodontic activity (UOA)	0
Carry forward orthodontic activity (UOA)	0
Baseline contract value	£591,057.53

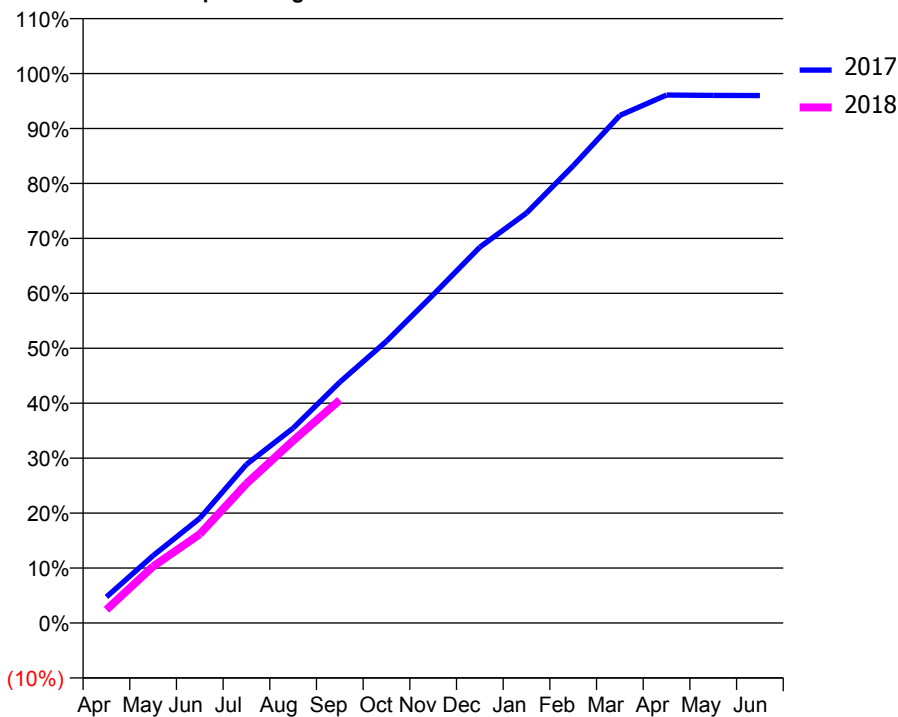
ACCESS*

Patients seen in 24 months	Total	Change since previous quarter
Quarter ending September 2016	7,802	
Quarter ending December 2016	7,819	→
Quarter ending March 2017	7,835	→
Quarter ending June 2017	7,797	→
Quarter ending September 2017	7,810	→
Variance since September 2016	0.1%	→



ACTIVITY

Cumulative percentage of contracted UDA delivered 2017 & 2018



Month	Adjusted Scheduled Activity (UDA)	
	2017	2018
April	1,059	539
May	2,733	2,296
June	4,250	3,606
July	6,438	5,655
August	7,906	7,400
September	9,775	9,049
October	11,434	
November	13,317	
December	15,250	
January	16,636	
February	18,550	
March	20,593	
April	21,424	
May	21,408	
June	21,400	

QUALITY

	Quantity	Base Number	Contract	AT	Region	England
% of FP17s for the same patient ID Re-attending within 3 months - Children	64	1,265	5.1%	10.9%	12.8%	11.9%
% of FP17s for the same patient ID Re-attending within 3 months - Adults	677	4,284	15.8%	14.9%	16.5%	15.9%
% of FP17s for the same patient ID Re-attending between 3 & 9 months - Children	840	1,265	66.4%	61.0%	59.7%	58.1%
% of FP17s for the same patient ID Re-attending between 3 & 9 months - Adults	1,947	4,284	45.4%	54.9%	53.0%	50.6%
% of FP17s for Band 1 Urgent Courses	480	5,143	9.3%	8.6%	9.2%	9.1%
% of FP17s Relating to Free Repair or Replacements	67	5,143	1.3%	0.9%	1.0%	0.8%
% of FP17s Relating to Continuations	75	5,143	1.5%	1.2%	1.2%	1.1%
% of Patients satisfied with the dentistry they have received	18	19	94.7%	91.4%	91.6%	91.4%
% of Patients satisfied with the time they had to wait for an appointment	19	19	100.0%	87.5%	88.1%	87.7%

* This is based on patients treated on this contract for their most recent course of treatment. Figures in italics indicate the base number of FP17s or Patient Questionnaire responses are less than 100. N/A is shown where the base number of responses is less than 10 during the period. % is calculated as Quantity/Base number*100

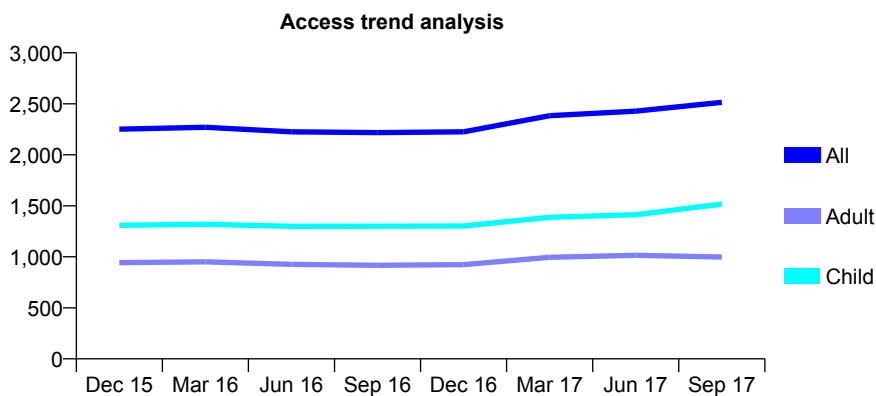
Q52 - Vital Signs At a Glance Contract Report for 914169/0001 - September 2017

Name or company name	MR DS BROWN
Contract type name	GDS Contract
Purpose of contract	General
Contract start date	01/04/2006
Contract end date	

17/18 Contracted general activity (UDA)	7,850
Carry forward general activity (UDA)	0
17/18 Contracted orthodontic activity (UOA)	0
Carry forward orthodontic activity (UOA)	0
Baseline contract value	£274,994.86

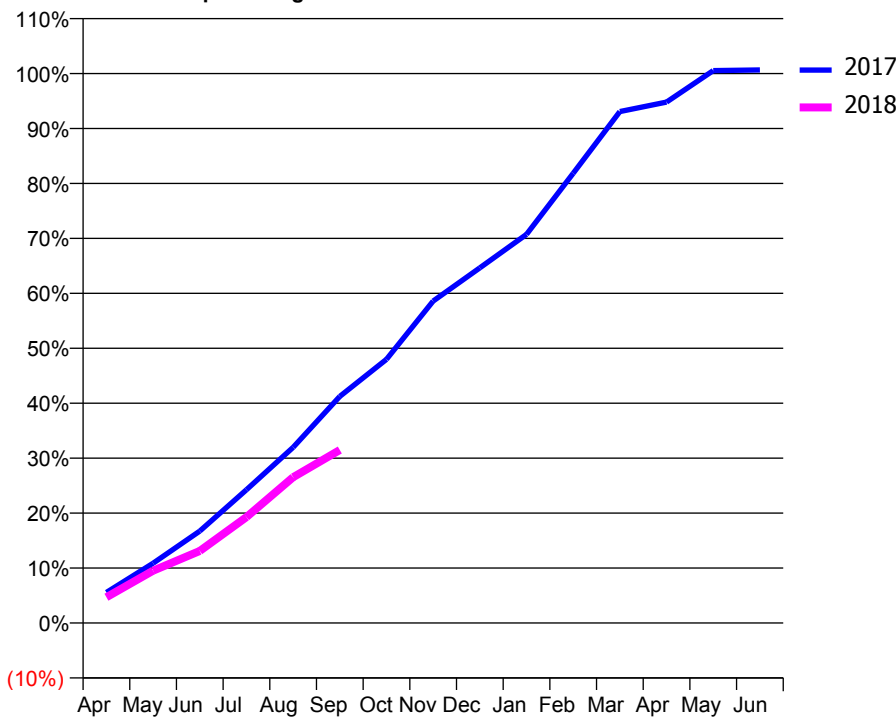
ACCESS*

Patients seen in 24 months	Total	Change since previous quarter
Quarter ending September 2016	2,217	
Quarter ending December 2016	2,226	→
Quarter ending March 2017	2,384	↑
Quarter ending June 2017	2,428	→
Quarter ending September 2017	2,515	↑
Variance since September 2016	13.4%	↑



ACTIVITY

Cumulative percentage of contracted UDA delivered 2017 & 2018



Month	Adjusted Scheduled Activity (UDA)	
	2017	2018
April	437	368
May	855	748
June	1,313	1,030
July	1,903	1,514
August	2,510	2,084
September	3,237	2,473
October	3,766	
November	4,600	
December	5,073	
January	5,553	
February	6,425	
March	7,306	
April	7,442	
May	7,891	
June	7,900	

QUALITY

	Quantity	Base Number	Contract	AT	Region	England
% of FP17s for the same patient ID Re-attending within 3 months - Children	81	979	8.3%	10.9%	12.8%	11.9%
% of FP17s for the same patient ID Re-attending within 3 months - Adults	148	603	24.5%	14.9%	16.5%	15.9%
% of FP17s for the same patient ID Re-attending between 3 & 9 months - Children	674	979	68.8%	61.0%	59.7%	58.1%
% of FP17s for the same patient ID Re-attending between 3 & 9 months - Adults	317	603	52.6%	54.9%	53.0%	50.6%
% of FP17s for Band 1 Urgent Courses	59	1,223	4.8%	8.6%	9.2%	9.1%
% of FP17s Relating to Free Repair or Replacements	0	1,223	0.0%	0.9%	1.0%	0.8%
% of FP17s Relating to Continuations	0	1,223	0.0%	1.2%	1.2%	1.1%
% of Patients satisfied with the dentistry they have received	1	1	N/A	91.4%	91.6%	91.4%
% of Patients satisfied with the time they had to wait for an appointment	1	1	N/A	87.5%	88.1%	87.7%

* This is based on patients treated on this contract for their most recent course of treatment. Figures in italics indicate the base number of FP17s or Patient Questionnaire responses are less than 100. N/A is shown where the base number of responses is less than 10 during the period. % is calculated as Quantity/Base number*100

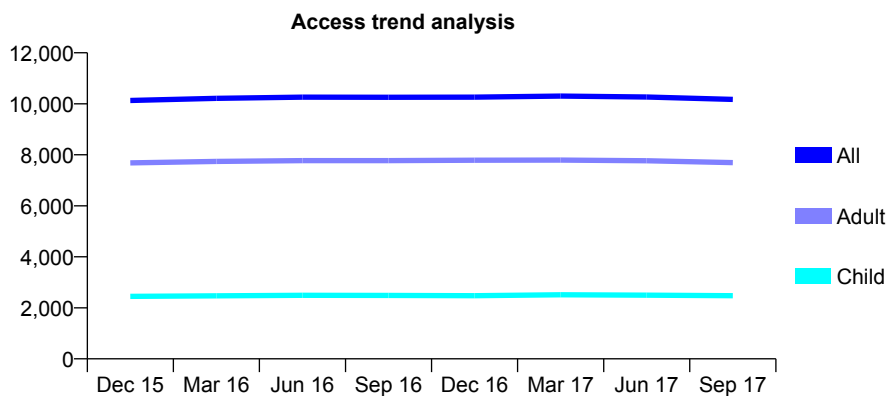
Q52 - Vital Signs At a Glance Contract Report for 915017/0001 - September 2017

Name or company name	MR JP HENDRON
Contract type name	Pilot Contract
Purpose of contract	General
Contract start date	01/04/2006
Contract end date	

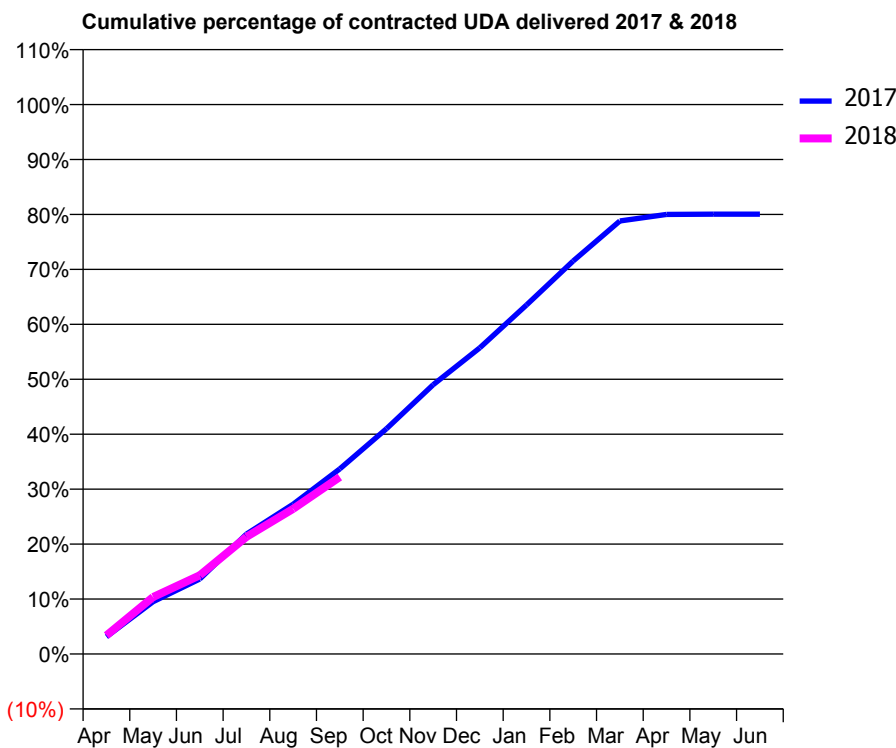
17/18 Contracted general activity (UDA)	30,060
Carry forward general activity (UDA)	0
17/18 Contracted orthodontic activity (UOA)	0
Carry forward orthodontic activity (UOA)	0
Baseline contract value	£924,737.63

ACCESS*

Patients seen in 24 months	Total	Change since previous quarter
Quarter ending September 2016	10,258	
Quarter ending December 2016	10,260	→
Quarter ending March 2017	10,305	→
Quarter ending June 2017	10,266	→
Quarter ending September 2017	10,172	→
Variance since September 2016	(0.8%)	→



ACTIVITY



Month	Adjusted Scheduled Activity (UDA)	
	2017	2018
April	947	1,021
May	2,860	3,118
June	4,105	4,309
July	6,563	6,408
August	8,192	7,940
September	10,130	9,686
October	12,324	
November	14,732	
December	16,752	
January	19,094	
February	21,499	
March	23,691	
April	24,046	
May	24,062	
June	24,064	

QUALITY

	Quantity	Base Number	Contract	AT	Region	England
% of FP17s for the same patient ID Re-attending within 3 months - Children	98	1,730	5.7%	10.9%	12.8%	11.9%
% of FP17s for the same patient ID Re-attending within 3 months - Adults	321	4,005	8.0%	14.9%	16.5%	15.9%
% of FP17s for the same patient ID Re-attending between 3 & 9 months - Children	1,172	1,730	67.7%	61.0%	59.7%	58.1%
% of FP17s for the same patient ID Re-attending between 3 & 9 months - Adults	2,106	4,005	52.6%	54.9%	53.0%	50.6%
% of FP17s for Band 1 Urgent Courses	180	5,316	3.4%	8.6%	9.2%	9.1%
% of FP17s Relating to Free Repair or Replacements	33	5,316	0.6%	0.9%	1.0%	0.8%
% of FP17s Relating to Continuations	106	5,316	2.0%	1.2%	1.2%	1.1%
% of Patients satisfied with the dentistry they have received	17	17	100.0%	91.4%	91.6%	91.4%
% of Patients satisfied with the time they had to wait for an appointment	15	17	88.2%	87.5%	88.1%	87.7%

* This is based on patients treated on this contract for their most recent course of treatment. Figures in italics indicate the base number of FP17s or Patient Questionnaire responses are less than 100. N/A is shown where the base number of responses is less than 10 during the period. % is calculated as Quantity/Base number*100

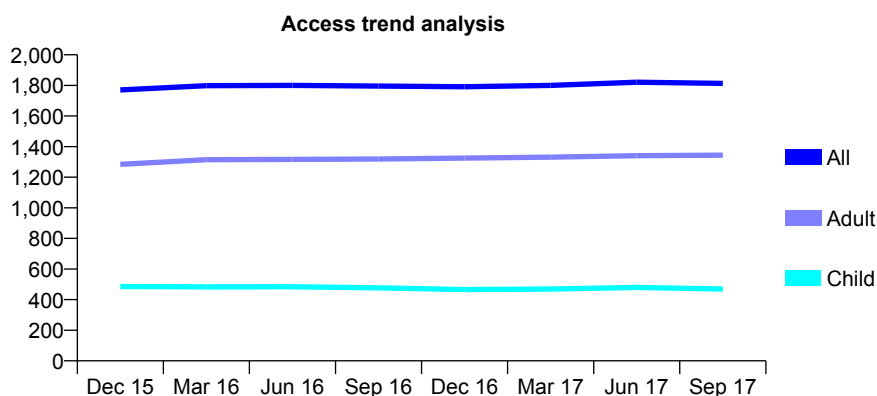
Q52 - Vital Signs At a Glance Contract Report for 915467/0001 - September 2017

Name or company name	MR A STEVENSON
Contract type name	PDS Contract
Purpose of contract	General
Contract start date	01/04/2006
Contract end date	31/03/2021

17/18 Contracted general activity (UDA)	5,620
Carry forward general activity (UDA)	0
17/18 Contracted orthodontic activity (UOA)	0
Carry forward orthodontic activity (UOA)	0
Baseline contract value	£155,613.64

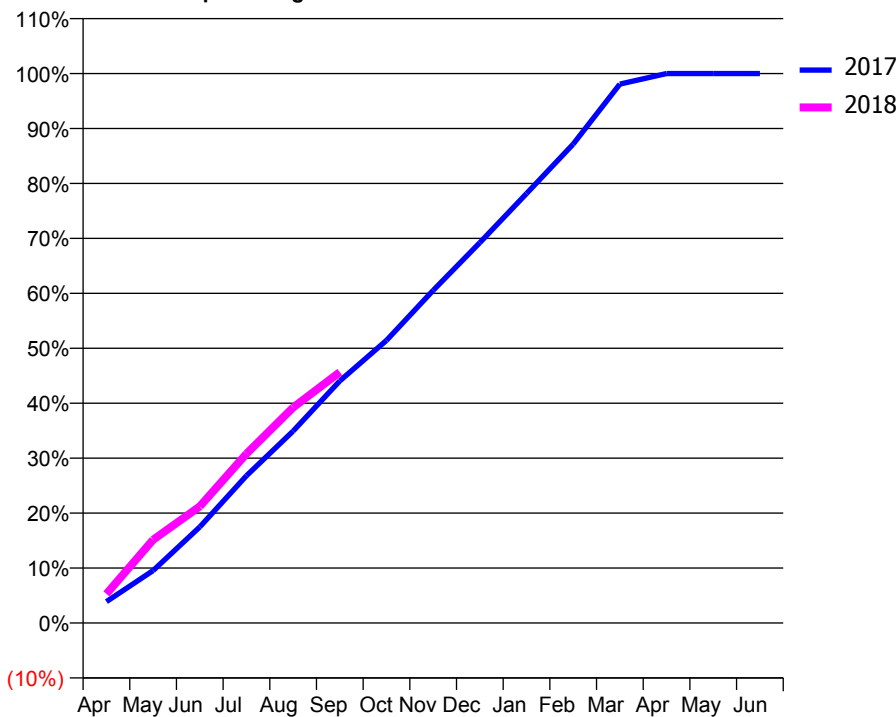
ACCESS*

Patients seen in 24 months	Total	Change since previous quarter
Quarter ending September 2016	1,796	
Quarter ending December 2016	1,791	→
Quarter ending March 2017	1,800	→
Quarter ending June 2017	1,821	→
Quarter ending September 2017	1,813	→
Variance since September 2016	0.9%	→



ACTIVITY

Cumulative percentage of contracted UDA delivered 2017 & 2018



Month	Adjusted Scheduled Activity (UDA)	
	2017	2018
April	218	298
May	537	852
June	982	1,193
July	1,506	1,731
August	1,964	2,205
September	2,475	2,567
October	2,890	
November	3,401	
December	3,890	
January	4,393	
February	4,898	
March	5,512	
April	5,620	
May	5,620	
June	5,620	

QUALITY

	Quantity	Base Number	Contract	AT	Region	England
% of FP17s for the same patient ID Re-attending within 3 months - Children	12	281	4.3%	10.9%	12.8%	11.9%
% of FP17s for the same patient ID Re-attending within 3 months - Adults	202	965	20.9%	14.9%	16.5%	15.9%
% of FP17s for the same patient ID Re-attending between 3 & 9 months - Children	125	281	44.5%	61.0%	59.7%	58.1%
% of FP17s for the same patient ID Re-attending between 3 & 9 months - Adults	485	965	50.3%	54.9%	53.0%	50.6%
% of FP17s for Band 1 Urgent Courses	53	1,197	4.4%	8.6%	9.2%	9.1%
% of FP17s Relating to Free Repair or Replacements	7	1,197	0.6%	0.9%	1.0%	0.8%
% of FP17s Relating to Continuations	36	1,197	3.0%	1.2%	1.2%	1.1%
% of Patients satisfied with the dentistry they have received	2	2	N/A	91.4%	91.6%	91.4%
% of Patients satisfied with the time they had to wait for an appointment	1	2	N/A	87.5%	88.1%	87.7%

* This is based on patients treated on this contract for their most recent course of treatment. Figures in italics indicate the base number of FP17s or Patient Questionnaire responses are less than 100. N/A is shown where the base number of responses is less than 10 during the period. % is calculated as Quantity/Base number*100

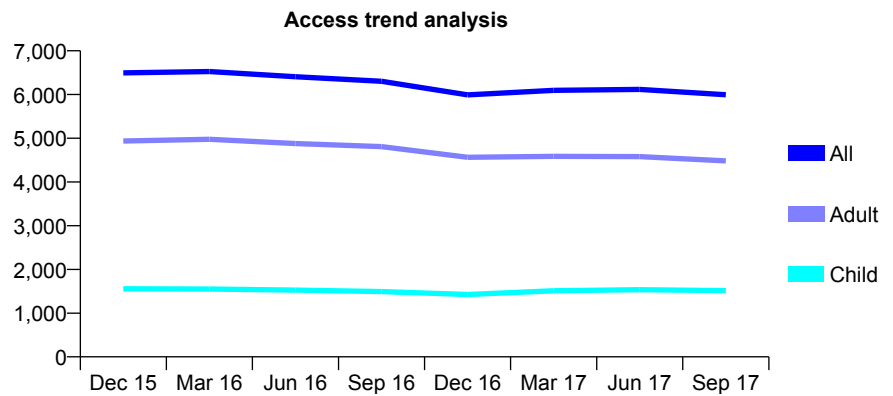
Q52 - Vital Signs At a Glance Contract Report for 917370/0011 - September 2017

Name or company name	MR JS MATHAROO
Contract type name	GDS Contract
Purpose of contract	General
Contract start date	14/04/2008
Contract end date	

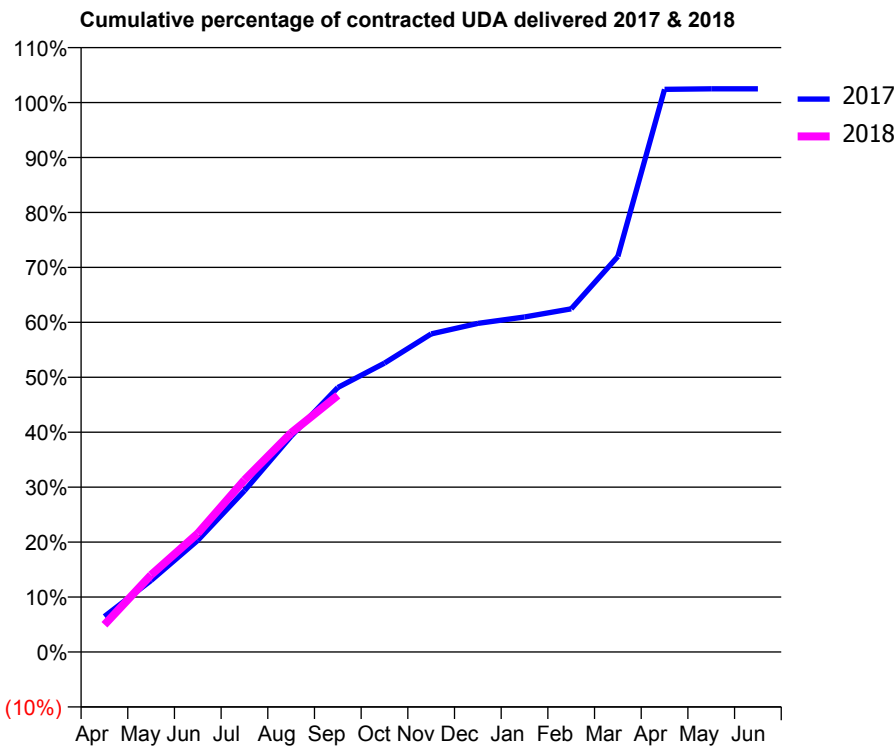
17/18 Contracted general activity (UDA)	15,000
Carry forward general activity (UDA)	0
17/18 Contracted orthodontic activity (UOA)	0
Carry forward orthodontic activity (UOA)	0
Baseline contract value	£434,797.87

ACCESS*

Patients seen in 24 months	Total	Change since previous quarter
Quarter ending September 2016	6,303	
Quarter ending December 2016	5,991	↓
Quarter ending March 2017	6,096	→
Quarter ending June 2017	6,116	→
Quarter ending September 2017	5,995	↓
Variance since September 2016	(4.9%)	↓



ACTIVITY



Month	Adjusted Scheduled Activity (UDA)	
	2017	2018
April	970	745
May	1,954	2,104
June	3,050	3,238
July	4,403	4,697
August	5,892	5,984
September	7,221	7,005
October	7,888	
November	8,682	
December	8,970	
January	9,144	
February	9,368	
March	10,798	
April	15,360	
May	15,374	
June	15,374	

QUALITY

	Quantity	Base Number	Contract	AT	Region	England
% of FP17s for the same patient ID Re-attending within 3 months - Children	125	1,691	7.4%	10.9%	12.8%	11.9%
% of FP17s for the same patient ID Re-attending within 3 months - Adults	634	4,128	15.4%	14.9%	16.5%	15.9%
% of FP17s for the same patient ID Re-attending between 3 & 9 months - Children	929	1,691	54.9%	61.0%	59.7%	58.1%
% of FP17s for the same patient ID Re-attending between 3 & 9 months - Adults	1,900	4,128	46.0%	54.9%	53.0%	50.6%
% of FP17s for Band 1 Urgent Courses	203	3,271	6.2%	8.6%	9.2%	9.1%
% of FP17s Relating to Free Repair or Replacements	38	3,271	1.2%	0.9%	1.0%	0.8%
% of FP17s Relating to Continuations	39	3,271	1.2%	1.2%	1.2%	1.1%
% of Patients satisfied with the dentistry they have received	6	9	N/A	91.4%	91.6%	91.4%
% of Patients satisfied with the time they had to wait for an appointment	8	9	N/A	87.5%	88.1%	87.7%

* This is based on patients treated on this contract for their most recent course of treatment. Figures in italics indicate the base number of FP17s or Patient Questionnaire responses are less than 100. N/A is shown where the base number of responses is less than 10 during the period. % is calculated as Quantity/Base number*100

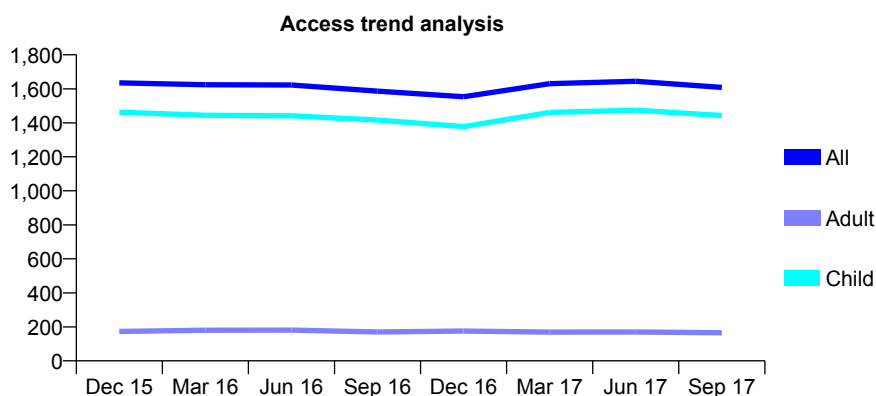
Q52 - Vital Signs At a Glance Contract Report for 917990/0001 - September 2017

Name or company name	MISS L TAYLOR
Contract type name	GDS Contract
Purpose of contract	General
Contract start date	01/04/2006
Contract end date	

17/18 Contracted general activity (UDA)	3,898
Carry forward general activity (UDA)	0
17/18 Contracted orthodontic activity (UOA)	0
Carry forward orthodontic activity (UOA)	0
Baseline contract value	£94,375.28

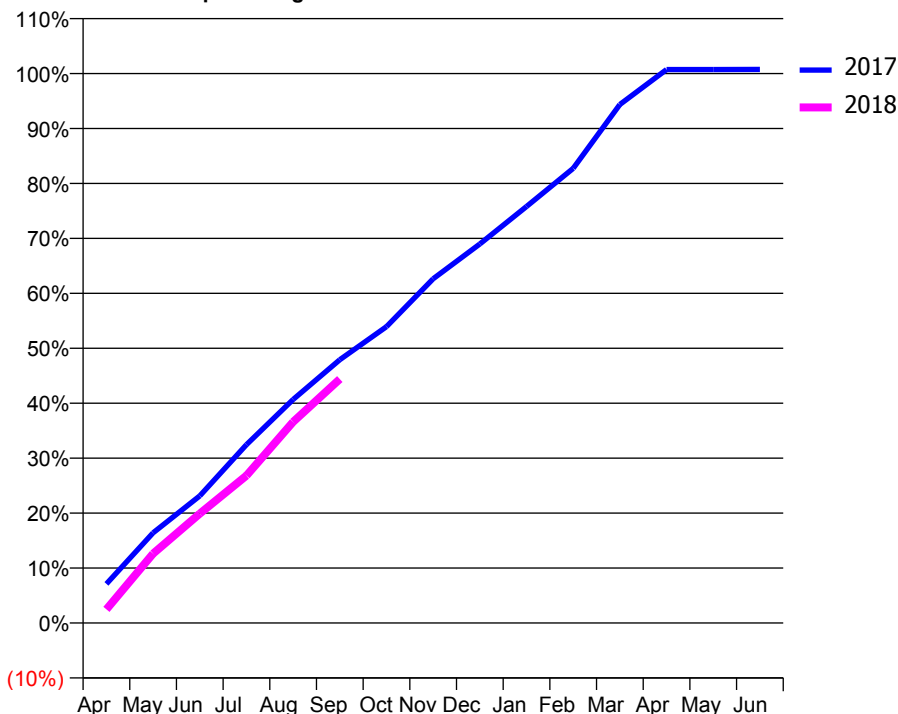
ACCESS*

Patients seen in 24 months	Total	Change since previous quarter
Quarter ending September 2016	1,586	
Quarter ending December 2016	1,553	↓
Quarter ending March 2017	1,630	↑
Quarter ending June 2017	1,644	→
Quarter ending September 2017	1,608	↓
Variance since September 2016	1.4%	→



ACTIVITY

Cumulative percentage of contracted UDA delivered 2017 & 2018



Month	Adjusted Scheduled Activity (UDA)	
	2017	2018
April	278	97
May	640	492
June	902	776
July	1,265	1,046
August	1,586	1,427
September	1,868	1,730
October	2,102	
November	2,442	
December	2,689	
January	2,954	
February	3,226	
March	3,678	
April	3,926	
May	3,926	
June	3,927	

QUALITY

	Quantity	Base Number	Contract	AT	Region	England
% of FP17s for the same patient ID Re-attending within 3 months - Children	94	1,242	7.6%	10.9%	12.8%	11.9%
% of FP17s for the same patient ID Re-attending within 3 months - Adults	4	40	10.0%	14.9%	16.5%	15.9%
% of FP17s for the same patient ID Re-attending between 3 & 9 months - Children	851	1,242	68.5%	61.0%	59.7%	58.1%
% of FP17s for the same patient ID Re-attending between 3 & 9 months - Adults	26	40	65.0%	54.9%	53.0%	50.6%
% of FP17s for Band 1 Urgent Courses	21	1,146	1.8%	8.6%	9.2%	9.1%
% of FP17s Relating to Free Repair or Replacements	0	1,146	0.0%	0.9%	1.0%	0.8%
% of FP17s Relating to Continuations	0	1,146	0.0%	1.2%	1.2%	1.1%
% of Patients satisfied with the dentistry they have received	0	0	N/A	91.4%	91.6%	91.4%
% of Patients satisfied with the time they had to wait for an appointment	0	0	N/A	87.5%	88.1%	87.7%

* This is based on patients treated on this contract for their most recent course of treatment. Figures in italics indicate the base number of FP17s or Patient Questionnaire responses are less than 100. N/A is shown where the base number of responses is less than 10 during the period. % is calculated as Quantity/Base number*100

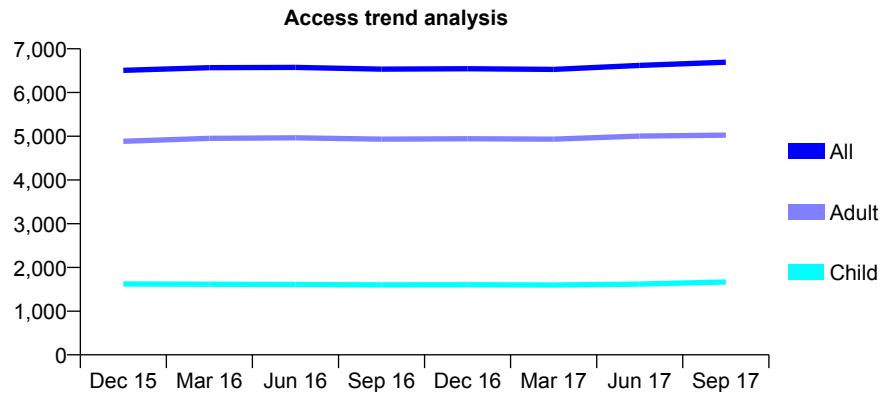
Q52 - Vital Signs At a Glance Contract Report for 919861/0001 - September 2017

Name or company name	MRS SJ BARRETT
Contract type name	Pilot Contract
Purpose of contract	General
Contract start date	01/04/2006
Contract end date	31/03/2021

17/18 Contracted general activity (UDA)	21,548
Carry forward general activity (UDA)	0
17/18 Contracted orthodontic activity (UOA)	0
Carry forward orthodontic activity (UOA)	0
Baseline contract value	£618,341.91

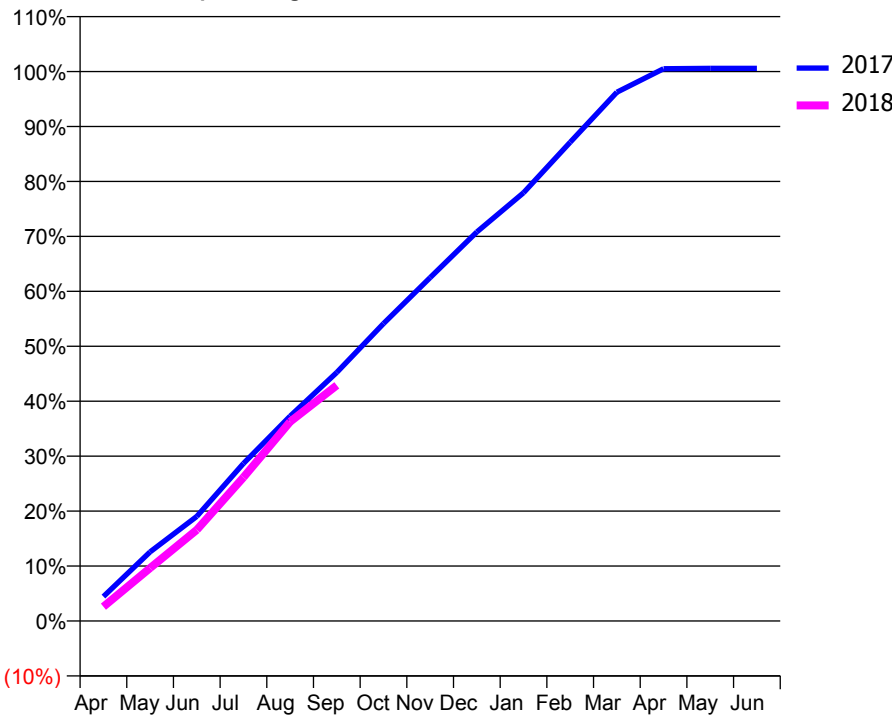
ACCESS*

Patients seen in 24 months	Total	Change since previous quarter
Quarter ending September 2016	6,535	
Quarter ending December 2016	6,545	→
Quarter ending March 2017	6,530	→
Quarter ending June 2017	6,620	→
Quarter ending September 2017	6,692	→
Variance since September 2016	2.4%	↑



ACTIVITY

Cumulative percentage of contracted UDA delivered 2017 & 2018



Month	Adjusted Scheduled Activity (UDA)	
	2017	2018
April	961	562
May	2,712	2,078
June	4,104	3,576
July	6,178	5,636
August	8,033	7,817
September	9,752	9,244
October	11,663	
November	13,466	
December	15,253	
January	16,792	
February	18,774	
March	20,734	
April	21,658	
May	21,674	
June	21,674	

QUALITY

	Quantity	Base Number	Contract	AT	Region	England
% of FP17s for the same patient ID Re-attending within 3 months - Children	81	1,276	6.3%	10.9%	12.8%	11.9%
% of FP17s for the same patient ID Re-attending within 3 months - Adults	584	3,811	15.3%	14.9%	16.5%	15.9%
% of FP17s for the same patient ID Re-attending between 3 & 9 months - Children	762	1,276	59.7%	61.0%	59.7%	58.1%
% of FP17s for the same patient ID Re-attending between 3 & 9 months - Adults	2,313	3,811	60.7%	54.9%	53.0%	50.6%
% of FP17s for Band 1 Urgent Courses	438	4,639	9.4%	8.6%	9.2%	9.1%
% of FP17s Relating to Free Repair or Replacements	54	4,639	1.2%	0.9%	1.0%	0.8%
% of FP17s Relating to Continuations	76	4,639	1.6%	1.2%	1.2%	1.1%
% of Patients satisfied with the dentistry they have received	10	11	90.9%	91.4%	91.6%	91.4%
% of Patients satisfied with the time they had to wait for an appointment	10	11	90.9%	87.5%	88.1%	87.7%

* This is based on patients treated on this contract for their most recent course of treatment. Figures in italics indicate the base number of FP17s or Patient Questionnaire responses are less than 100. N/A is shown where the base number of responses is less than 10 during the period. % is calculated as Quantity/Base number*100

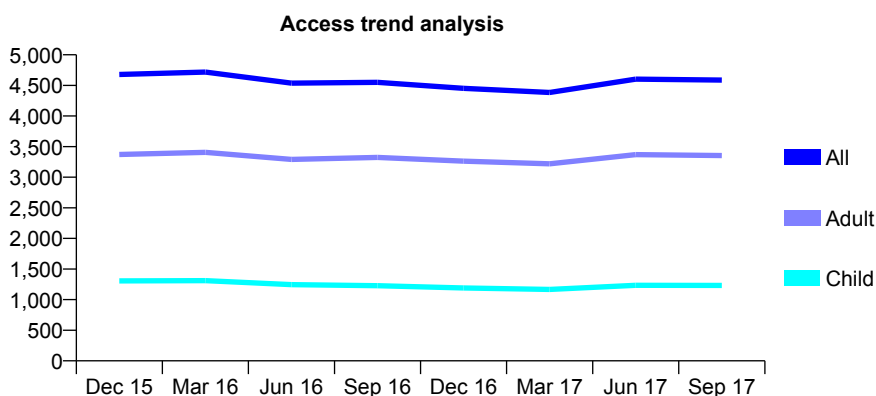
Q52 - Vital Signs At a Glance Contract Report for 929271/0001 - September 2017

Name or company name	MISS R PRASAD
Contract type name	GDS Contract
Purpose of contract	General
Contract start date	01/04/2006
Contract end date	

17/18 Contracted general activity (UDA)	14,610
Carry forward general activity (UDA)	0
17/18 Contracted orthodontic activity (UOA)	0
Carry forward orthodontic activity (UOA)	0
Baseline contract value	£327,492.72

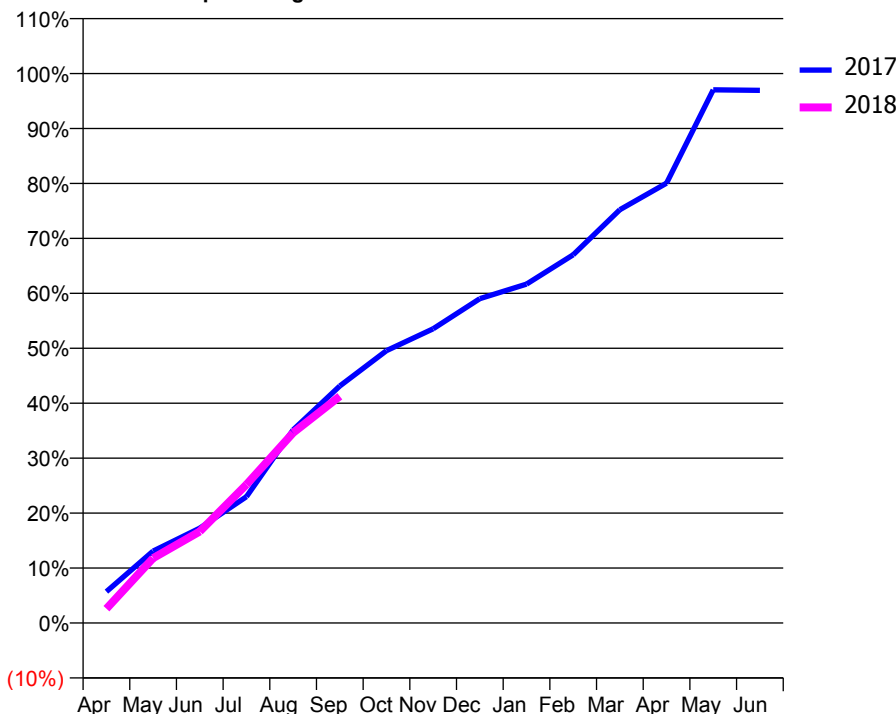
ACCESS*

Patients seen in 24 months	Total	Change since previous quarter
Quarter ending September 2016	4,551	
Quarter ending December 2016	4,452	↓
Quarter ending March 2017	4,385	↓
Quarter ending June 2017	4,603	↑
Quarter ending September 2017	4,587	→
Variance since September 2016	0.8%	→



ACTIVITY

Cumulative percentage of contracted UDA delivered 2017 & 2018



Month	Adjusted Scheduled Activity (UDA)	
	2017	2018
April	834	381
May	1,912	1,725
June	2,523	2,435
July	3,358	3,682
August	5,134	5,057
September	6,301	6,028
October	7,240	
November	7,825	
December	8,624	
January	9,010	
February	9,792	
March	10,988	
April	11,693	
May	14,176	
June	14,164	

QUALITY

	Quantity	Base Number	Contract	AT	Region	England
% of FP17s for the same patient ID Re-attending within 3 months - Children	91	1,106	8.2%	10.9%	12.8%	11.9%
% of FP17s for the same patient ID Re-attending within 3 months - Adults	452	3,049	14.8%	14.9%	16.5%	15.9%
% of FP17s for the same patient ID Re-attending between 3 & 9 months - Children	604	1,106	54.6%	61.0%	59.7%	58.1%
% of FP17s for the same patient ID Re-attending between 3 & 9 months - Adults	1,694	3,049	55.6%	54.9%	53.0%	50.6%
% of FP17s for Band 1 Urgent Courses	87	2,586	3.4%	8.6%	9.2%	9.1%
% of FP17s Relating to Free Repair or Replacements	40	2,586	1.5%	0.9%	1.0%	0.8%
% of FP17s Relating to Continuations	14	2,586	0.5%	1.2%	1.2%	1.1%
% of Patients satisfied with the dentistry they have received	2	2	N/A	91.4%	91.6%	91.4%
% of Patients satisfied with the time they had to wait for an appointment	2	2	N/A	87.5%	88.1%	87.7%

* This is based on patients treated on this contract for their most recent course of treatment. Figures in italics indicate the base number of FP17s or Patient Questionnaire responses are less than 100. N/A is shown where the base number of responses is less than 10 during the period. % is calculated as Quantity/Base number*100

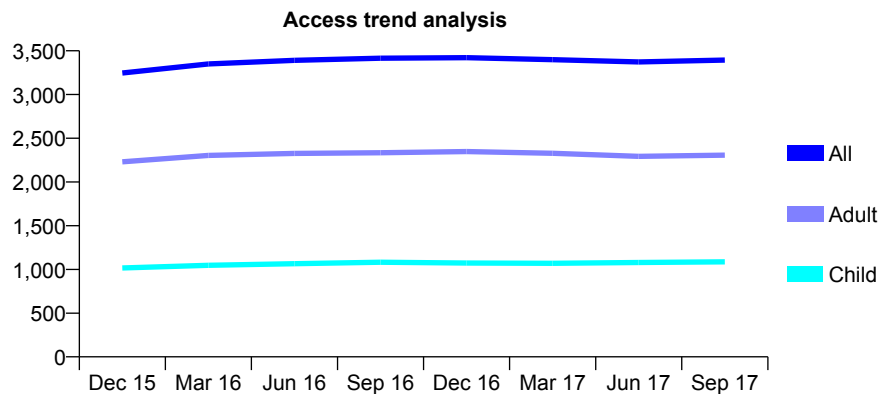
Q52 - Vital Signs At a Glance Contract Report for 932574/0001 - September 2017

Name or company name	MRS M HAMER
Contract type name	GDS Contract
Purpose of contract	General
Contract start date	01/11/2007
Contract end date	

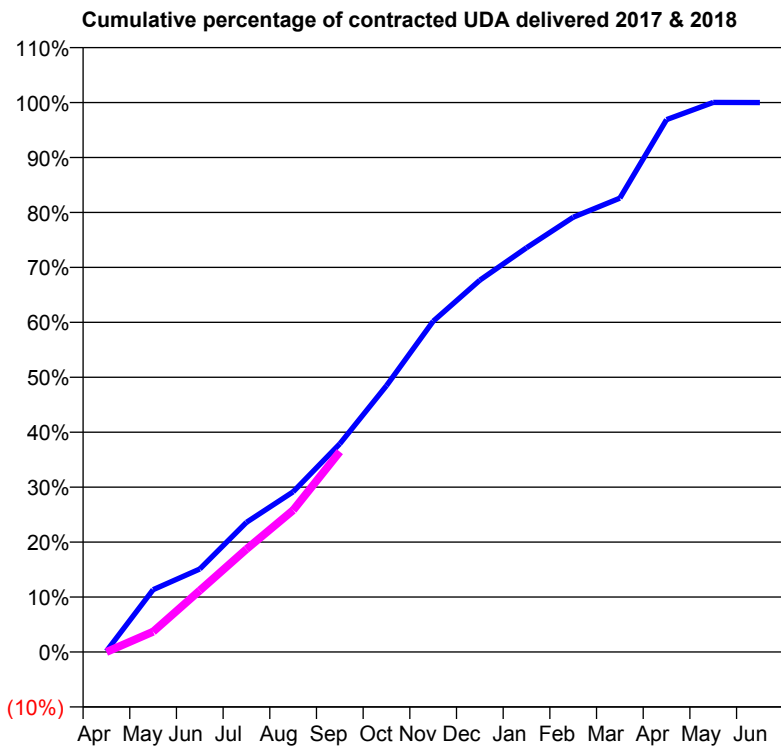
17/18 Contracted general activity (UDA)	7,800
Carry forward general activity (UDA)	0
17/18 Contracted orthodontic activity (UOA)	0
Carry forward orthodontic activity (UOA)	0
Baseline contract value	£213,238.98

ACCESS*

Patients seen in 24 months	Total	Change since previous quarter
Quarter ending September 2016	3,416	
Quarter ending December 2016	3,421	→
Quarter ending March 2017	3,398	→
Quarter ending June 2017	3,372	→
Quarter ending September 2017	3,394	→
Variance since September 2016	(0.6%)	→



ACTIVITY



Month	Adjusted Scheduled Activity (UDA)	
	2017	2018
April	12	0
May	885	290
June	1,178	874
July	1,842	1,461
August	2,274	2,013
September	2,956	2,844
October	3,781	
November	4,695	
December	5,279	
January	5,738	
February	6,172	
March	6,442	
April	7,557	
May	7,801	
June	7,799	

QUALITY

	Quantity	Base Number	Contract	AT	Region	England
% of FP17s for the same patient ID Re-attending within 3 months - Children	96	1,164	8.2%	10.9%	12.8%	11.9%
% of FP17s for the same patient ID Re-attending within 3 months - Adults	77	1,277	6.0%	14.9%	16.5%	15.9%
% of FP17s for the same patient ID Re-attending between 3 & 9 months - Children	883	1,164	75.9%	61.0%	59.7%	58.1%
% of FP17s for the same patient ID Re-attending between 3 & 9 months - Adults	659	1,277	51.6%	54.9%	53.0%	50.6%
% of FP17s for Band 1 Urgent Courses	61	1,606	3.8%	8.6%	9.2%	9.1%
% of FP17s Relating to Free Repair or Replacements	11	1,606	0.7%	0.9%	1.0%	0.8%
% of FP17s Relating to Continuations	1	1,606	0.1%	1.2%	1.2%	1.1%
% of Patients satisfied with the dentistry they have received	5	5	N/A	91.4%	91.6%	91.4%
% of Patients satisfied with the time they had to wait for an appointment	5	5	N/A	87.5%	88.1%	87.7%

* This is based on patients treated on this contract for their most recent course of treatment. Figures in italics indicate the base number of FP17s or Patient Questionnaire responses are less than 100. N/A is shown where the base number of responses is less than 10 during the period. % is calculated as Quantity/Base number*100

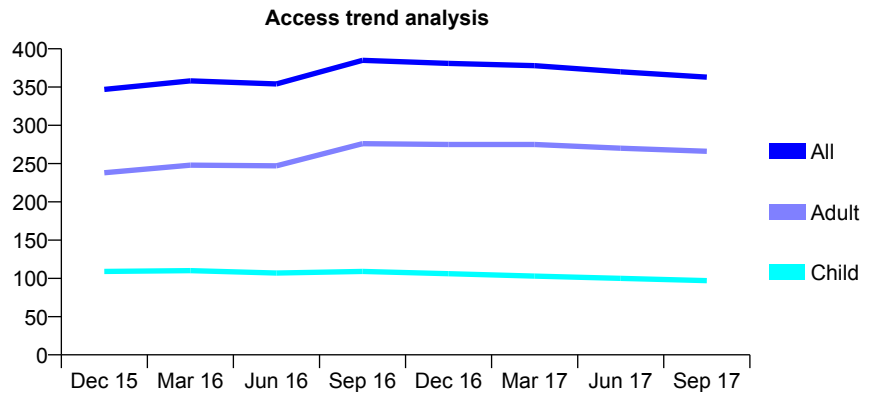
Q52 - Vital Signs At a Glance Contract Report for 934305/0002 - September 2017

Name or company name	MR M DENNETT
Contract type name	GDS Contract
Purpose of contract	General
Contract start date	09/01/2013
Contract end date	

17/18 Contracted general activity (UDA)	1,105
Carry forward general activity (UDA)	0
17/18 Contracted orthodontic activity (UOA)	0
Carry forward orthodontic activity (UOA)	0
Baseline contract value	£31,730.46

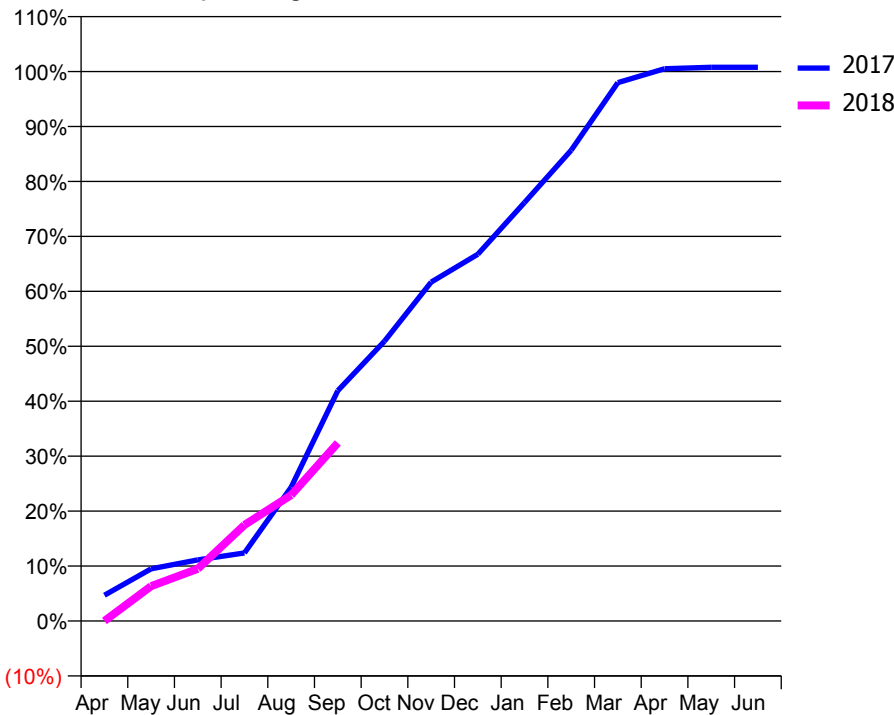
ACCESS*

Patients seen in 24 months	Total	Change since previous quarter
Quarter ending September 2016	385	
Quarter ending December 2016	381	↓
Quarter ending March 2017	378	→
Quarter ending June 2017	370	↓
Quarter ending September 2017	363	↓
Variance since September 2016	(5.7%)	↓



ACTIVITY

Cumulative percentage of contracted UDA delivered 2017 & 2018



Month	Adjusted Scheduled Activity (UDA)	
	2017	2018
April	52	0
May	105	70
June	123	105
July	137	193
August	269	253
September	463	358
October	563	
November	682	
December	738	
January	842	
February	947	
March	1,083	
April	1,111	
May	1,114	
June	1,114	

QUALITY

	Quantity	Base Number	Contract	AT	Region	England
% of FP17s for the same patient ID Re-attending within 3 months - Children	2	71	2.8%	10.9%	12.8%	11.9%
% of FP17s for the same patient ID Re-attending within 3 months - Adults	19	157	12.1%	14.9%	16.5%	15.9%
% of FP17s for the same patient ID Re-attending between 3 & 9 months - Children	49	71	69.0%	61.0%	59.7%	58.1%
% of FP17s for the same patient ID Re-attending between 3 & 9 months - Adults	90	157	57.3%	54.9%	53.0%	50.6%
% of FP17s for Band 1 Urgent Courses	1	213	0.5%	8.6%	9.2%	9.1%
% of FP17s Relating to Free Repair or Replacements	0	213	0.0%	0.9%	1.0%	0.8%
% of FP17s Relating to Continuations	0	213	0.0%	1.2%	1.2%	1.1%
% of Patients satisfied with the dentistry they have received	0	0	N/A	91.4%	91.6%	91.4%
% of Patients satisfied with the time they had to wait for an appointment	0	0	N/A	87.5%	88.1%	87.7%

* This is based on patients treated on this contract for their most recent course of treatment. Figures in italics indicate the base number of FP17s or Patient Questionnaire responses are less than 100. N/A is shown where the base number of responses is less than 10 during the period. % is calculated as Quantity/Base number*100

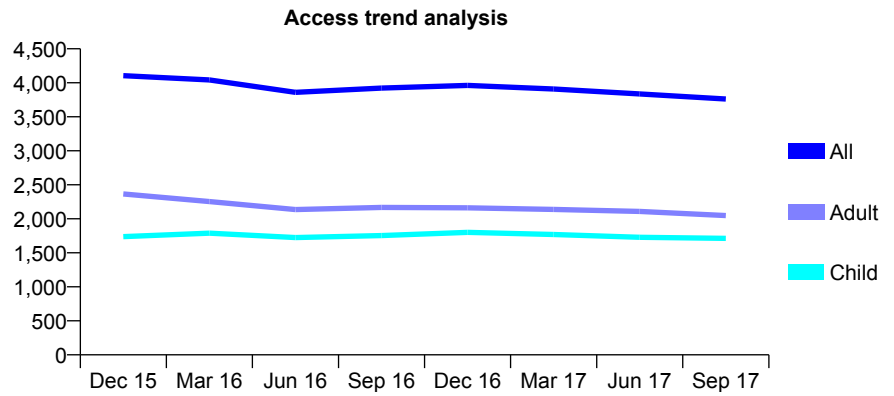
Q52 - Vital Signs At a Glance Contract Report for 934364/0002 - September 2017

Name or company name	MR J LJUSTINA
Contract type name	GDS Contract
Purpose of contract	General
Contract start date	26/07/2010
Contract end date	

17/18 Contracted general activity (UDA)	12,699
Carry forward general activity (UDA)	0
17/18 Contracted orthodontic activity (UOA)	0
Carry forward orthodontic activity (UOA)	0
Baseline contract value	£468,282.51

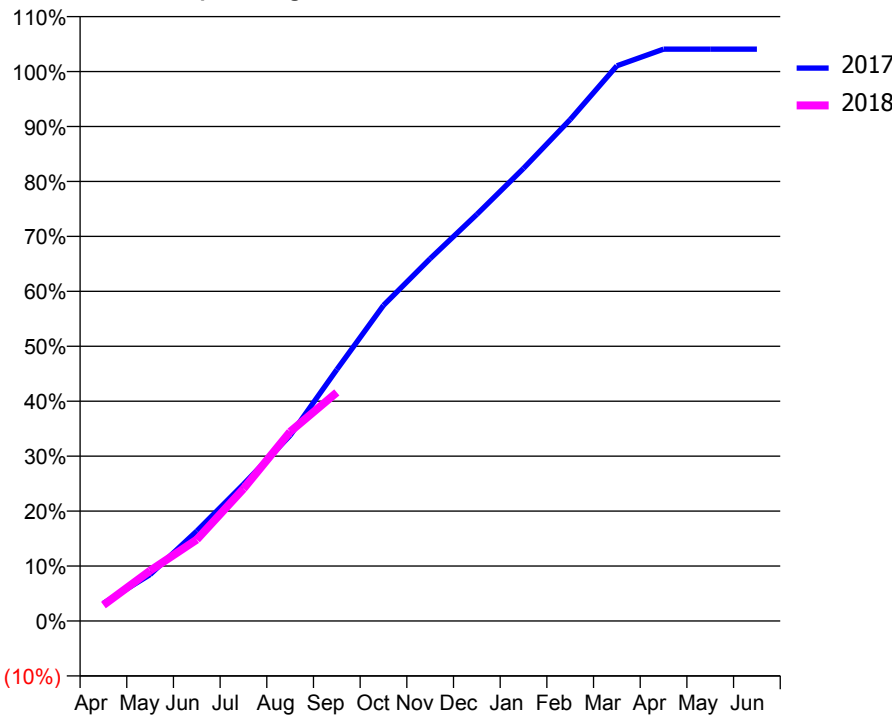
ACCESS*

Patients seen in 24 months	Total	Change since previous quarter
Quarter ending September 2016	3,922	
Quarter ending December 2016	3,962	→
Quarter ending March 2017	3,909	↓
Quarter ending June 2017	3,837	↓
Quarter ending September 2017	3,762	↓
Variance since September 2016	(4.1%)	↓



ACTIVITY

Cumulative percentage of contracted UDA delivered 2017 & 2018



Month	Adjusted Scheduled Activity (UDA)	
	2017	2018
April	409	370
May	1,074	1,164
June	2,079	1,882
July	3,161	3,054
August	4,289	4,375
September	5,809	5,283
October	7,295	
November	8,374	
December	9,398	
January	10,462	
February	11,590	
March	12,831	
April	13,215	
May	13,215	
June	13,217	

QUALITY

	Quantity	Base Number	Contract	AT	Region	England
% of FP17s for the same patient ID Re-attending within 3 months - Children	44	1,177	3.7%	10.9%	12.8%	11.9%
% of FP17s for the same patient ID Re-attending within 3 months - Adults	104	1,195	8.7%	14.9%	16.5%	15.9%
% of FP17s for the same patient ID Re-attending between 3 & 9 months - Children	756	1,177	64.2%	61.0%	59.7%	58.1%
% of FP17s for the same patient ID Re-attending between 3 & 9 months - Adults	735	1,195	61.5%	54.9%	53.0%	50.6%
% of FP17s for Band 1 Urgent Courses	100	2,204	4.5%	8.6%	9.2%	9.1%
% of FP17s Relating to Free Repair or Replacements	3	2,204	0.1%	0.9%	1.0%	0.8%
% of FP17s Relating to Continuations	21	2,204	1.0%	1.2%	1.2%	1.1%
% of Patients satisfied with the dentistry they have received	0	0	N/A	91.4%	91.6%	91.4%
% of Patients satisfied with the time they had to wait for an appointment	0	0	N/A	87.5%	88.1%	87.7%

* This is based on patients treated on this contract for their most recent course of treatment. Figures in italics indicate the base number of FP17s or Patient Questionnaire responses are less than 100. N/A is shown where the base number of responses is less than 10 during the period. % is calculated as Quantity/Base number*100

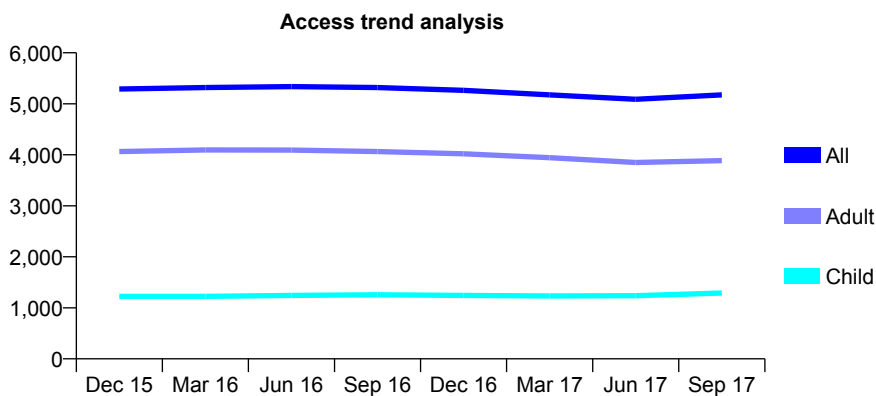
Q52 - Vital Signs At a Glance Contract Report for 941662/0001 - September 2017

Name or company name	Thota and Thota
Contract type name	GDS Contract
Purpose of contract	General
Contract start date	01/04/2006
Contract end date	

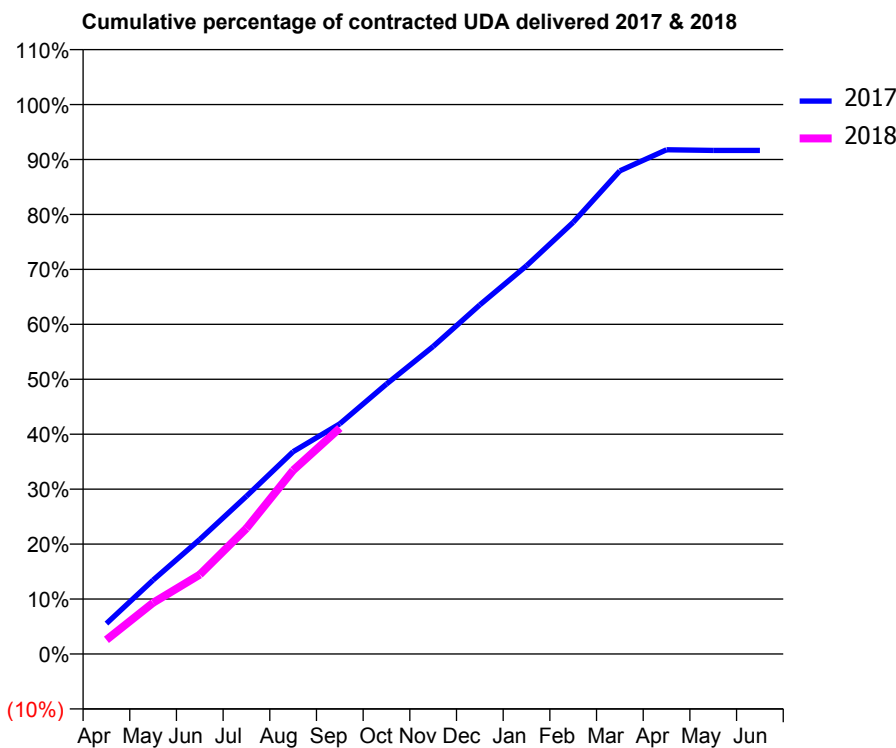
17/18 Contracted general activity (UDA)	15,400
Carry forward general activity (UDA)	0
17/18 Contracted orthodontic activity (UOA)	0
Carry forward orthodontic activity (UOA)	0
Baseline contract value	£579,494.57

ACCESS*

Patients seen in 24 months	Total	Change since previous quarter
Quarter ending September 2016	5,320	
Quarter ending December 2016	5,263	↓
Quarter ending March 2017	5,176	↓
Quarter ending June 2017	5,088	↓
Quarter ending September 2017	5,176	→
Variance since September 2016	(2.7%)	↓



ACTIVITY



Month	Adjusted Scheduled Activity (UDA)	
	2017	2018
April	854	397
May	2,074	1,437
June	3,213	2,224
July	4,422	3,522
August	5,670	5,147
September	6,453	6,332
October	7,567	
November	8,620	
December	9,785	
January	10,881	
February	12,100	
March	13,541	
April	14,134	
May	14,115	
June	14,115	

QUALITY

	Quantity	Base Number	Contract	AT	Region	England
% of FP17s for the same patient ID Re-attending within 3 months - Children	92	1,028	8.9%	10.9%	12.8%	11.9%
% of FP17s for the same patient ID Re-attending within 3 months - Adults	354	2,694	13.1%	14.9%	16.5%	15.9%
% of FP17s for the same patient ID Re-attending between 3 & 9 months - Children	599	1,028	58.3%	61.0%	59.7%	58.1%
% of FP17s for the same patient ID Re-attending between 3 & 9 months - Adults	1,618	2,694	60.1%	54.9%	53.0%	50.6%
% of FP17s for Band 1 Urgent Courses	247	3,438	7.2%	8.6%	9.2%	9.1%
% of FP17s Relating to Free Repair or Replacements	81	3,438	2.4%	0.9%	1.0%	0.8%
% of FP17s Relating to Continuations	26	3,438	0.8%	1.2%	1.2%	1.1%
% of Patients satisfied with the dentistry they have received	7	8	N/A	91.4%	91.6%	91.4%
% of Patients satisfied with the time they had to wait for an appointment	8	8	N/A	87.5%	88.1%	87.7%

* This is based on patients treated on this contract for their most recent course of treatment. Figures in italics indicate the base number of FP17s or Patient Questionnaire responses are less than 100. N/A is shown where the base number of responses is less than 10 during the period. % is calculated as Quantity/Base number*100

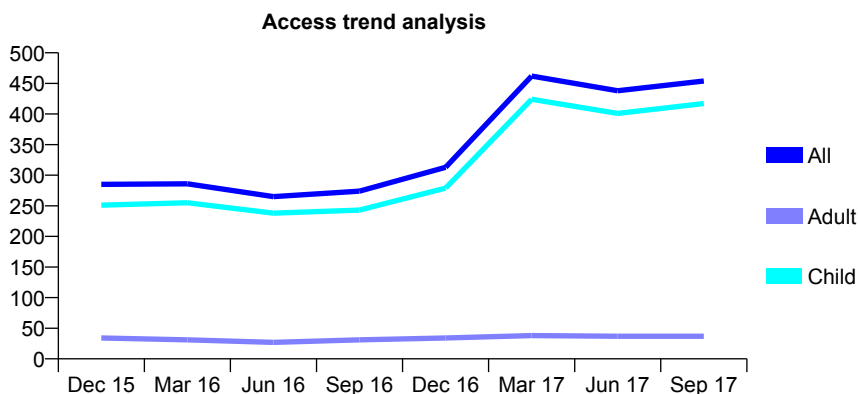
Q52 - Vital Signs At a Glance Contract Report for 941670/0001 - September 2017

Name or company name	MR JA SINCLAIR
Contract type name	GDS Contract
Purpose of contract	General
Contract start date	25/03/2011
Contract end date	

17/18 Contracted general activity (UDA)	886
Carry forward general activity (UDA)	0
17/18 Contracted orthodontic activity (UOA)	0
Carry forward orthodontic activity (UOA)	0
Baseline contract value	£18,666.81

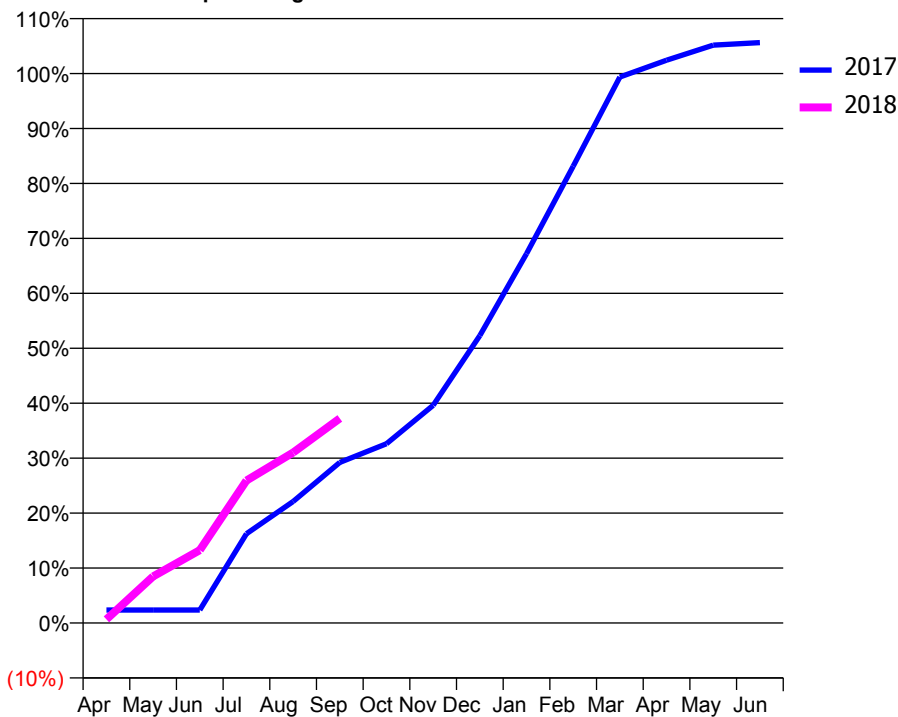
ACCESS*

Patients seen in 24 months	Total	Change since previous quarter
Quarter ending September 2016	274	
Quarter ending December 2016	313	↑
Quarter ending March 2017	462	↑
Quarter ending June 2017	438	↓
Quarter ending September 2017	454	↑
Variance since September 2016	65.7%	↑



ACTIVITY

Cumulative percentage of contracted UDA delivered 2017 & 2018



Month	Adjusted Scheduled Activity (UDA)	
	2017	2018
April	21	6
May	21	75
June	21	118
July	144	230
August	196	275
September	259	330
October	289	
November	351	
December	463	
January	595	
February	736	
March	880	
April	907	
May	932	
June	936	

QUALITY

	Quantity	Base Number	Contract	AT	Region	England
% of FP17s for the same patient ID Re-attending within 3 months - Children	17	298	5.7%	10.9%	12.8%	11.9%
% of FP17s for the same patient ID Re-attending within 3 months - Adults	0	4	0.0%	14.9%	16.5%	15.9%
% of FP17s for the same patient ID Re-attending between 3 & 9 months - Children	167	298	56.0%	61.0%	59.7%	58.1%
% of FP17s for the same patient ID Re-attending between 3 & 9 months - Adults	1	4	25.0%	54.9%	53.0%	50.6%
% of FP17s for Band 1 Urgent Courses	5	264	1.9%	8.6%	9.2%	9.1%
% of FP17s Relating to Free Repair or Replacements	0	264	0.0%	0.9%	1.0%	0.8%
% of FP17s Relating to Continuations	0	264	0.0%	1.2%	1.2%	1.1%
% of Patients satisfied with the dentistry they have received	0	0	N/A	91.4%	91.6%	91.4%
% of Patients satisfied with the time they had to wait for an appointment	0	0	N/A	87.5%	88.1%	87.7%

* This is based on patients treated on this contract for their most recent course of treatment. Figures in italics indicate the base number of FP17s or Patient Questionnaire responses are less than 100. N/A is shown where the base number of responses is less than 10 during the period. % is calculated as Quantity/Base number*100

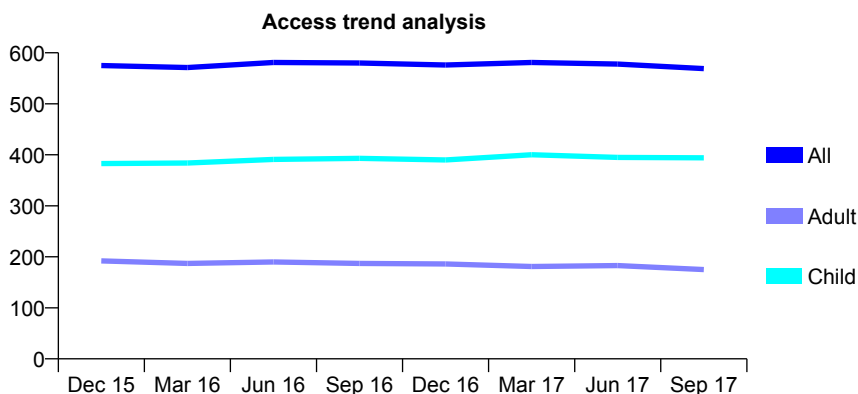
Q52 - Vital Signs At a Glance Contract Report for 964387/0001 - September 2017

Name or company name	MR NP COLE
Contract type name	GDS Contract
Purpose of contract	General
Contract start date	04/10/2010
Contract end date	

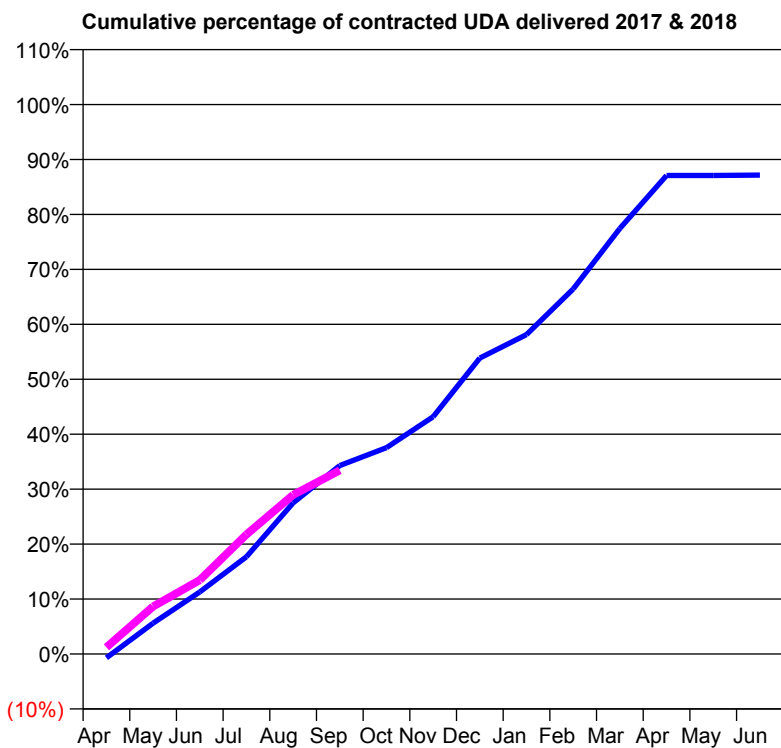
17/18 Contracted general activity (UDA)	1,550
Carry forward general activity (UDA)	0
17/18 Contracted orthodontic activity (UOA)	0
Carry forward orthodontic activity (UOA)	0
Baseline contract value	£46,482.40

ACCESS*

Patients seen in 24 months	Total	Change since previous quarter
Quarter ending September 2016	580	
Quarter ending December 2016	576	→
Quarter ending March 2017	581	→
Quarter ending June 2017	578	→
Quarter ending September 2017	569	↓
Variance since September 2016	(1.9%)	↓



ACTIVITY



Month	Adjusted Scheduled Activity (UDA)	
	2017	2018
April	-11	19
May	87	134
June	175	209
July	274	337
August	426	449
September	532	518
October	582	
November	669	
December	835	
January	901	
February	1,030	
March	1,201	
April	1,350	
May	1,350	
June	1,351	

QUALITY

	Quantity	Base Number	Contract	AT	Region	England
% of FP17s for the same patient ID Re-attending within 3 months - Children	29	351	8.3%	10.9%	12.8%	11.9%
% of FP17s for the same patient ID Re-attending within 3 months - Adults	15	109	13.8%	14.9%	16.5%	15.9%
% of FP17s for the same patient ID Re-attending between 3 & 9 months - Children	235	351	67.0%	61.0%	59.7%	58.1%
% of FP17s for the same patient ID Re-attending between 3 & 9 months - Adults	62	109	56.9%	54.9%	53.0%	50.6%
% of FP17s for Band 1 Urgent Courses	15	363	4.1%	8.6%	9.2%	9.1%
% of FP17s Relating to Free Repair or Replacements	0	363	0.0%	0.9%	1.0%	0.8%
% of FP17s Relating to Continuations	0	363	0.0%	1.2%	1.2%	1.1%
% of Patients satisfied with the dentistry they have received	0	0	N/A	91.4%	91.6%	91.4%
% of Patients satisfied with the time they had to wait for an appointment	0	0	N/A	87.5%	88.1%	87.7%

* This is based on patients treated on this contract for their most recent course of treatment. Figures in italics indicate the base number of FP17s or Patient Questionnaire responses are less than 100. N/A is shown where the base number of responses is less than 10 during the period. % is calculated as Quantity/Base number*100

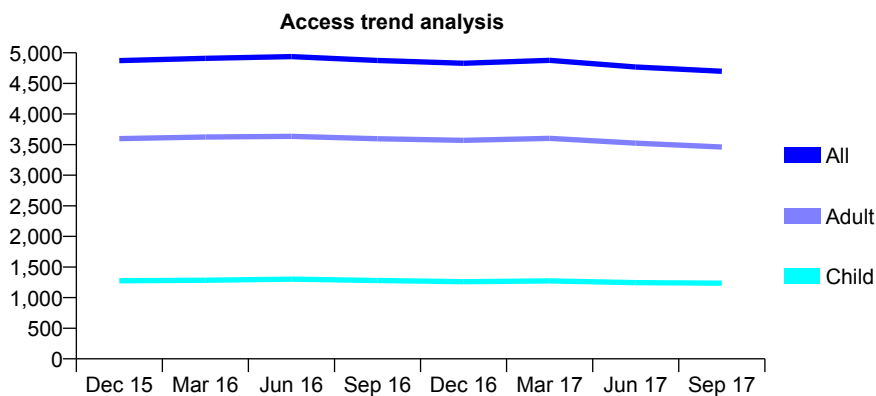
Q52 - Vital Signs At a Glance Contract Report for 973793/0001 - September 2017

Name or company name	MR RB LAD
Contract type name	GDS Contract
Purpose of contract	General
Contract start date	02/08/2010
Contract end date	

17/18 Contracted general activity (UDA)	13,862
Carry forward general activity (UDA)	0
17/18 Contracted orthodontic activity (UOA)	0
Carry forward orthodontic activity (UOA)	0
Baseline contract value	£435,031.50

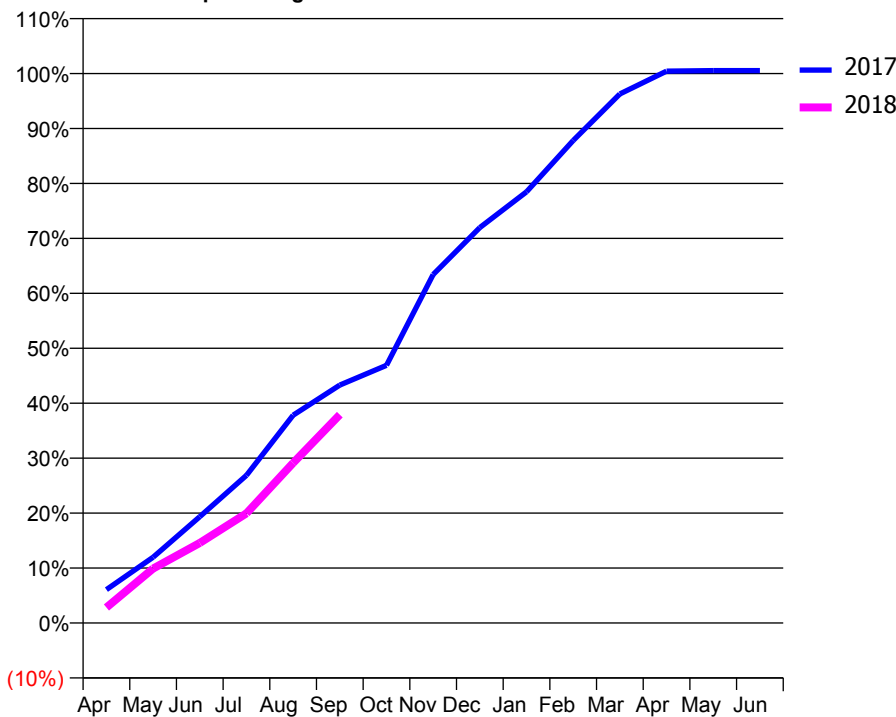
ACCESS*

Patients seen in 24 months	Total	Change since previous quarter
Quarter ending September 2016	4,874	
Quarter ending December 2016	4,830	→
Quarter ending March 2017	4,876	→
Quarter ending June 2017	4,769	↓
Quarter ending September 2017	4,698	↓
Variance since September 2016	(3.6%)	↓



ACTIVITY

Cumulative percentage of contracted UDA delivered 2017 & 2018



Adjusted Scheduled Activity (UDA)

Month	2017	2018
April	850	392
May	1,676	1,375
June	2,706	2,021
July	3,761	2,767
August	5,290	4,040
September	6,057	5,255
October	6,561	
November	8,871	
December	10,069	
January	10,979	
February	12,285	
March	13,468	
April	14,049	
May	14,063	
June	14,065	

QUALITY

	Quantity	Base Number	Contract	AT	Region	England
% of FP17s for the same patient ID Re-attending within 3 months - Children	86	980	8.8%	10.9%	12.8%	11.9%
% of FP17s for the same patient ID Re-attending within 3 months - Adults	351	2,567	13.7%	14.9%	16.5%	15.9%
% of FP17s for the same patient ID Re-attending between 3 & 9 months - Children	656	980	66.9%	61.0%	59.7%	58.1%
% of FP17s for the same patient ID Re-attending between 3 & 9 months - Adults	1,636	2,567	63.7%	54.9%	53.0%	50.6%
% of FP17s for Band 1 Urgent Courses	134	2,691	5.0%	8.6%	9.2%	9.1%
% of FP17s Relating to Free Repair or Replacements	30	2,691	1.1%	0.9%	1.0%	0.8%
% of FP17s Relating to Continuations	17	2,691	0.6%	1.2%	1.2%	1.1%
% of Patients satisfied with the dentistry they have received	6	7	N/A	91.4%	91.6%	91.4%
% of Patients satisfied with the time they had to wait for an appointment	6	7	N/A	87.5%	88.1%	87.7%

* This is based on patients treated on this contract for their most recent course of treatment. Figures in italics indicate the base number of FP17s or Patient Questionnaire responses are less than 100. N/A is shown where the base number of responses is less than 10 during the period. % is calculated as Quantity/Base number*100

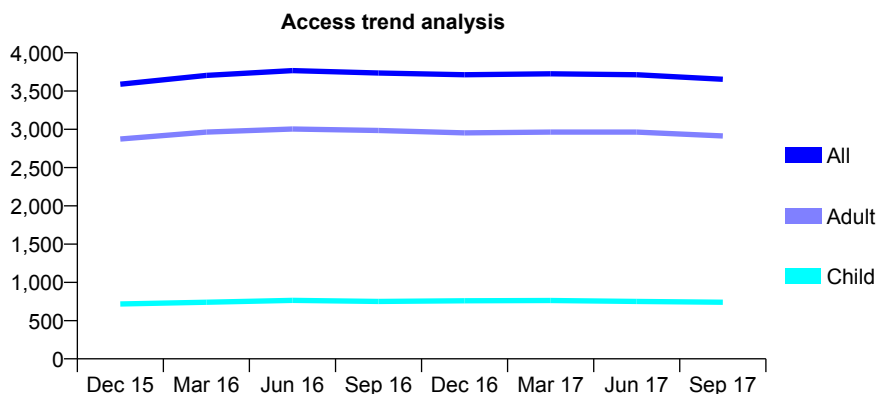
Q52 - Vital Signs At a Glance Contract Report for 999261/0001 - September 2017

Name or company name	MISS AJ EDEN
Contract type name	GDS Contract
Purpose of contract	General
Contract start date	01/04/2006
Contract end date	

17/18 Contracted general activity (UDA)	10,750
Carry forward general activity (UDA)	0
17/18 Contracted orthodontic activity (UOA)	0
Carry forward orthodontic activity (UOA)	0
Baseline contract value	£250,060.07

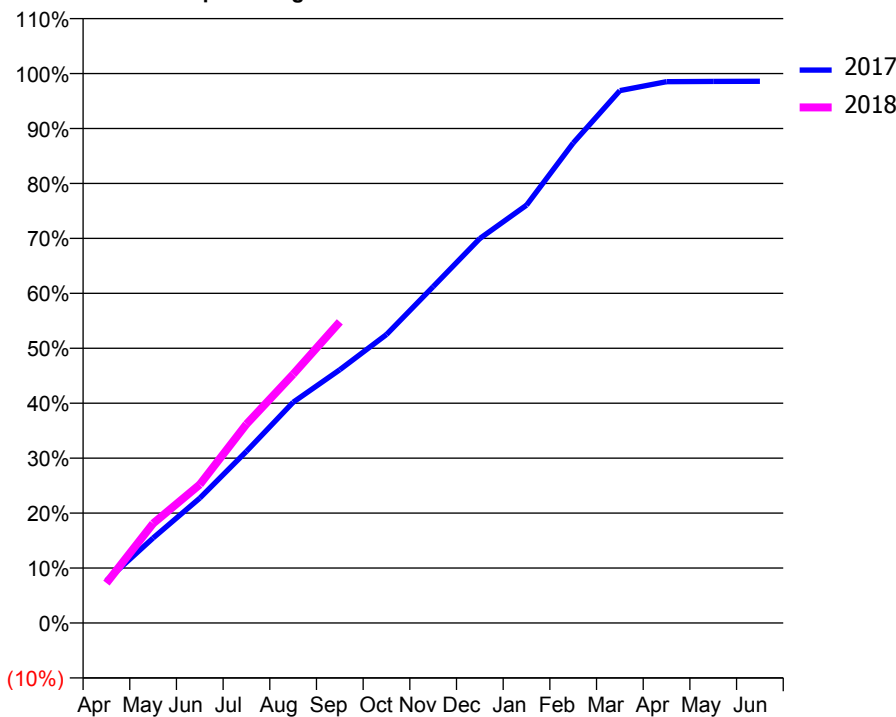
ACCESS*

Patients seen in 24 months	Total	Change since previous quarter
Quarter ending September 2016	3,736	
Quarter ending December 2016	3,713	→
Quarter ending March 2017	3,726	→
Quarter ending June 2017	3,713	→
Quarter ending September 2017	3,654	↓
Variance since September 2016	(2.2%)	↓



ACTIVITY

Cumulative percentage of contracted UDA delivered 2017 & 2018



Adjusted Scheduled Activity (UDA)

Month	2017	2018
April	831	781
May	1,664	1,946
June	2,443	2,710
July	3,360	3,892
August	4,318	4,868
September	4,955	5,891
October	5,645	
November	6,581	
December	7,522	
January	8,175	
February	9,390	
March	10,414	
April	10,591	
May	10,596	
June	10,597	

QUALITY

	Quantity	Base Number	Contract	AT	Region	England
% of FP17s for the same patient ID Re-attending within 3 months - Children	78	681	11.5%	10.9%	12.8%	11.9%
% of FP17s for the same patient ID Re-attending within 3 months - Adults	433	2,559	16.9%	14.9%	16.5%	15.9%
% of FP17s for the same patient ID Re-attending between 3 & 9 months - Children	464	681	68.1%	61.0%	59.7%	58.1%
% of FP17s for the same patient ID Re-attending between 3 & 9 months - Adults	1,654	2,559	64.6%	54.9%	53.0%	50.6%
% of FP17s for Band 1 Urgent Courses	256	3,119	8.2%	8.6%	9.2%	9.1%
% of FP17s Relating to Free Repair or Replacements	77	3,119	2.5%	0.9%	1.0%	0.8%
% of FP17s Relating to Continuations	21	3,119	0.7%	1.2%	1.2%	1.1%
% of Patients satisfied with the dentistry they have received	8	9	N/A	91.4%	91.6%	91.4%
% of Patients satisfied with the time they had to wait for an appointment	7	9	N/A	87.5%	88.1%	87.7%

* This is based on patients treated on this contract for their most recent course of treatment. Figures in italics indicate the base number of FP17s or Patient Questionnaire responses are less than 100. N/A is shown where the base number of responses is less than 10 during the period. % is calculated as Quantity/Base number*100

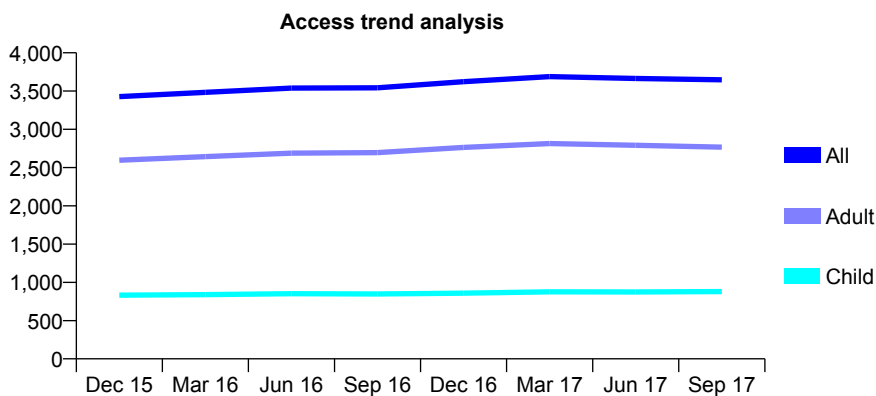
Q52 - Vital Signs At a Glance Contract Report for 999261/0002 - September 2017

Name or company name	MISS AJ EDEN
Contract type name	GDS Contract
Purpose of contract	General
Contract start date	01/04/2006
Contract end date	

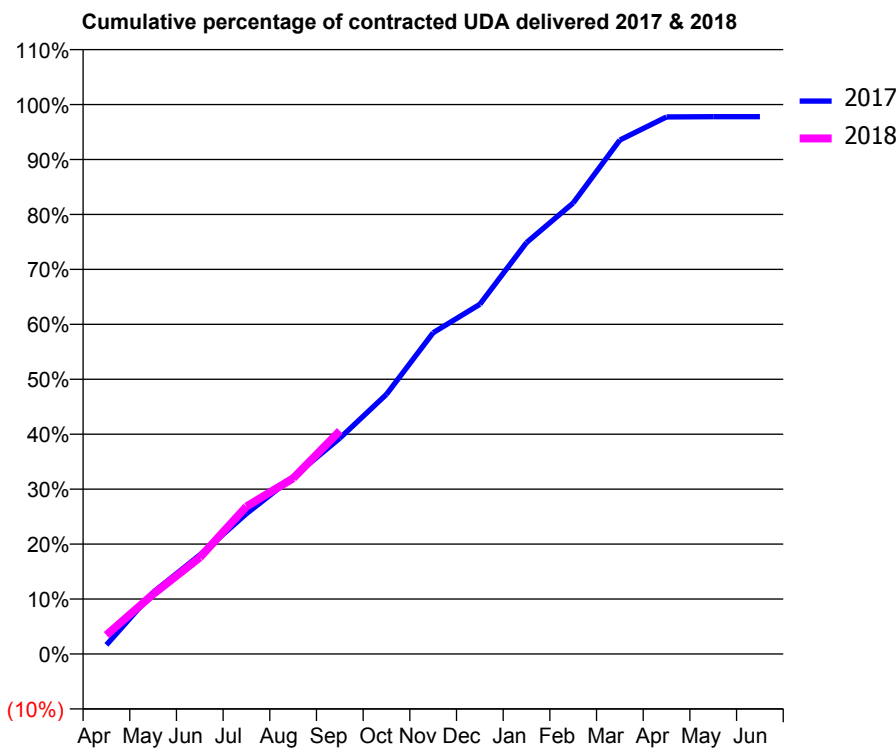
17/18 Contracted general activity (UDA)	11,000
Carry forward general activity (UDA)	0
17/18 Contracted orthodontic activity (UOA)	0
Carry forward orthodontic activity (UOA)	0
Baseline contract value	£255,342.32

ACCESS*

Patients seen in 24 months	Total	Change since previous quarter
Quarter ending September 2016	3,543	
Quarter ending December 2016	3,622	↑
Quarter ending March 2017	3,689	→
Quarter ending June 2017	3,665	→
Quarter ending September 2017	3,647	→
Variance since September 2016	2.9%	↑



ACTIVITY



Month	Adjusted Scheduled Activity (UDA)	
	2017	2018
April	182	381
May	1,236	1,197
June	1,982	1,931
July	2,809	2,954
August	3,543	3,516
September	4,322	4,467
October	5,197	
November	6,432	
December	7,001	
January	8,237	
February	9,029	
March	10,289	
April	10,750	
May	10,757	
June	10,756	

QUALITY

	Quantity	Base Number	Contract	AT	Region	England
% of FP17s for the same patient ID Re-attending within 3 months - Children	36	696	5.2%	10.9%	12.8%	11.9%
% of FP17s for the same patient ID Re-attending within 3 months - Adults	235	2,144	11.0%	14.9%	16.5%	15.9%
% of FP17s for the same patient ID Re-attending between 3 & 9 months - Children	503	696	72.3%	61.0%	59.7%	58.1%
% of FP17s for the same patient ID Re-attending between 3 & 9 months - Adults	1,567	2,144	73.1%	54.9%	53.0%	50.6%
% of FP17s for Band 1 Urgent Courses	131	2,585	5.1%	8.6%	9.2%	9.1%
% of FP17s Relating to Free Repair or Replacements	28	2,585	1.1%	0.9%	1.0%	0.8%
% of FP17s Relating to Continuations	27	2,585	1.0%	1.2%	1.2%	1.1%
% of Patients satisfied with the dentistry they have received	5	6	N/A	91.4%	91.6%	91.4%
% of Patients satisfied with the time they had to wait for an appointment	6	6	N/A	87.5%	88.1%	87.7%

* This is based on patients treated on this contract for their most recent course of treatment. Figures in italics indicate the base number of FP17s or Patient Questionnaire responses are less than 100. N/A is shown where the base number of responses is less than 10 during the period. % is calculated as Quantity/Base number*100

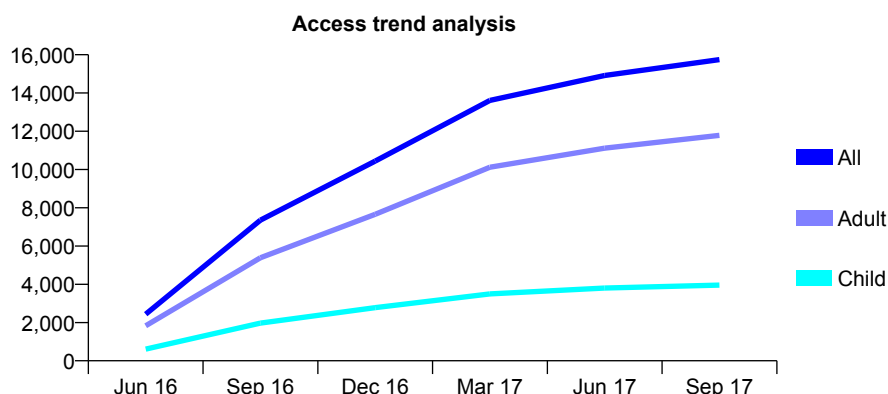
Q53 - Vital Signs At a Glance Contract Report for 100138/0000 - September 2017

Name or company name	Longfellow Road Partnership
Contract type name	GDS Contract
Purpose of contract	General
Contract start date	01/05/2016
Contract end date	

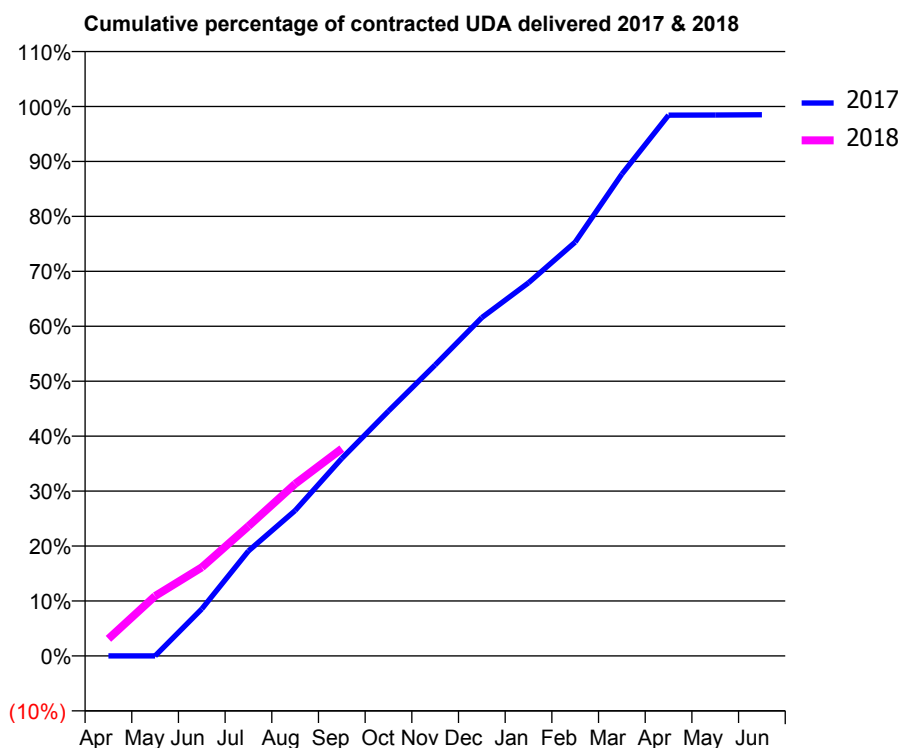
17/18 Contracted general activity (UDA)	49,397
Carry forward general activity (UDA)	0
17/18 Contracted orthodontic activity (UOA)	0
Carry forward orthodontic activity (UOA)	0
Baseline contract value	£1,187,526.61

ACCESS*

Patients seen in 24 months	Total	Change since previous quarter
Quarter ending September 2016	7,355	
Quarter ending December 2016	10,437	↑
Quarter ending March 2017	13,612	↑
Quarter ending June 2017	14,918	↑
Quarter ending September 2017	15,744	↑
Variance since September 2016	114.1%	↑



ACTIVITY



Month	Adjusted Scheduled Activity (UDA)	
	2017	2018
April	0	1,541
May	0	5,394
June	3,876	7,966
July	8,651	11,667
August	11,979	15,471
September	16,283	18,629
October	20,185	
November	23,977	
December	27,887	
January	30,756	
February	34,101	
March	39,704	
April	44,561	
May	44,571	
June	44,596	

QUALITY

	Quantity	Base Number	Contract	AT	Region	England
% of FP17s for the same patient ID Re-attending within 3 months - Children	184	3,120	5.9%	9.4%	11.6%	11.9%
% of FP17s for the same patient ID Re-attending within 3 months - Adults	855	8,512	10.0%	12.6%	15.2%	15.9%
% of FP17s for the same patient ID Re-attending between 3 & 9 months - Children	1,688	3,120	54.1%	58.5%	59.1%	58.1%
% of FP17s for the same patient ID Re-attending between 3 & 9 months - Adults	3,966	8,512	46.6%	49.8%	51.7%	50.6%
% of FP17s for Band 1 Urgent Courses	562	9,734	5.8%	7.0%	8.0%	9.1%
% of FP17s Relating to Free Repair or Replacements	73	9,734	0.7%	0.7%	0.8%	0.8%
% of FP17s Relating to Continuations	13	9,734	0.1%	1.1%	1.0%	1.1%
% of Patients satisfied with the dentistry they have received	37	43	86.0%	91.7%	91.5%	91.4%
% of Patients satisfied with the time they had to wait for an appointment	37	43	86.0%	90.2%	88.2%	87.7%

* This is based on patients treated on this contract for their most recent course of treatment. Figures in italics indicate the base number of FP17s or Patient Questionnaire responses are less than 100. N/A is shown where the base number of responses is less than 10 during the period. % is calculated as Quantity/Base number*100

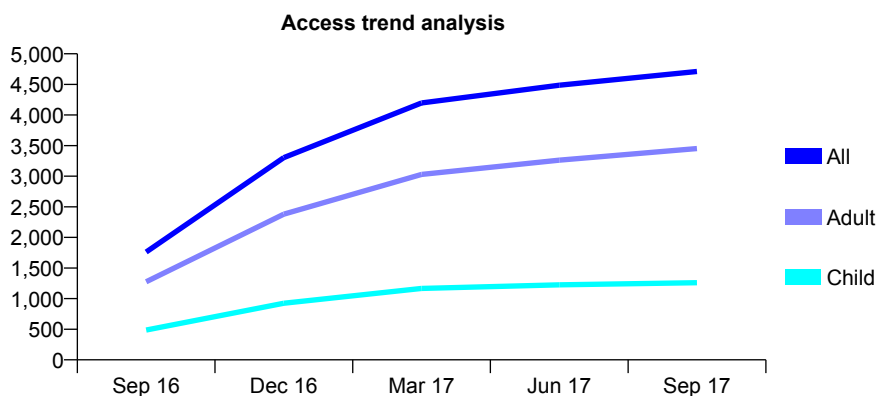
Q53 - Vital Signs At a Glance Contract Report for 100188/0000 - September 2017

Name or company name	High Street Dental Practice
Contract type name	GDS Contract
Purpose of contract	General
Contract start date	01/07/2016
Contract end date	

17/18 Contracted general activity (UDA)	14,203
Carry forward general activity (UDA)	0
17/18 Contracted orthodontic activity (UOA)	0
Carry forward orthodontic activity (UOA)	0
Baseline contract value	£307,261.31

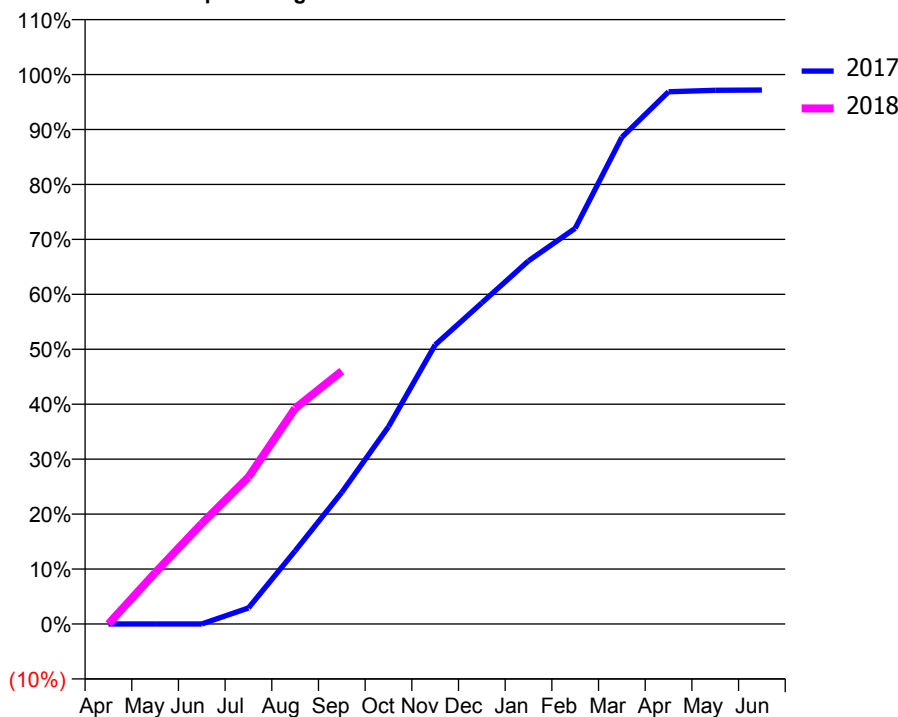
ACCESS*

Patients seen in 24 months	Total	Change since previous quarter
Quarter ending September 2016	1,762	
Quarter ending December 2016	3,305	↑
Quarter ending March 2017	4,197	↑
Quarter ending June 2017	4,488	↑
Quarter ending September 2017	4,711	↑
Variance since September 2016	167.4%	↑



ACTIVITY

Cumulative percentage of contracted UDA delivered 2017 & 2018



Adjusted Scheduled Activity (UDA)

Month	2017	2018
April	0	0
May	0	1,324
June	0	2,598
July	311	3,798
August	1,420	5,576
September	2,557	6,536
October	3,834	
November	5,424	
December	6,240	
January	7,057	
February	7,689	
March	9,459	
April	10,342	
May	10,372	
June	10,375	

QUALITY

	Quantity	Base Number	Contract	AT	Region	England
% of FP17s for the same patient ID Re-attending within 3 months - Children	56	1,091	5.1%	9.4%	11.6%	11.9%
% of FP17s for the same patient ID Re-attending within 3 months - Adults	467	3,022	15.5%	12.6%	15.2%	15.9%
% of FP17s for the same patient ID Re-attending between 3 & 9 months - Children	690	1,091	63.2%	58.5%	59.1%	58.1%
% of FP17s for the same patient ID Re-attending between 3 & 9 months - Adults	1,656	3,022	54.8%	49.8%	51.7%	50.6%
% of FP17s for Band 1 Urgent Courses	41	3,625	1.1%	7.0%	8.0%	9.1%
% of FP17s Relating to Free Repair or Replacements	7	3,625	0.2%	0.7%	0.8%	0.8%
% of FP17s Relating to Continuations	166	3,625	4.6%	1.1%	1.0%	1.1%
% of Patients satisfied with the dentistry they have received	20	22	90.9%	91.7%	91.5%	91.4%
% of Patients satisfied with the time they had to wait for an appointment	21	22	95.5%	90.2%	88.2%	87.7%

* This is based on patients treated on this contract for their most recent course of treatment. Figures in italics indicate the base number of FP17s or Patient Questionnaire responses are less than 100. N/A is shown where the base number of responses is less than 10 during the period. % is calculated as Quantity/Base number*100

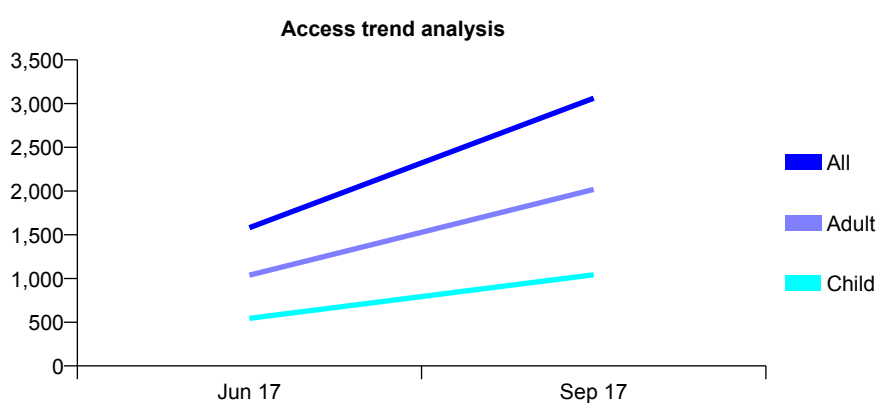
Q53 - Vital Signs At a Glance Contract Report for 100395/0000 - September 2017

Name or company name	MR NJ GIBB
Contract type name	GDS Contract
Purpose of contract	General
Contract start date	01/04/2017
Contract end date	

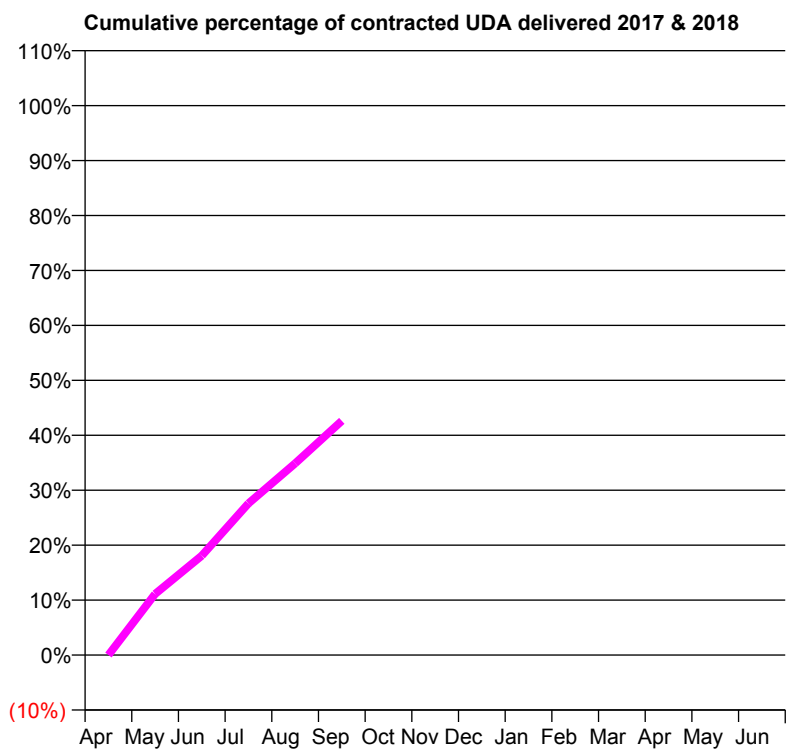
17/18 Contracted general activity (UDA)	15,000
Carry forward general activity (UDA)	0
17/18 Contracted orthodontic activity (UOA)	0
Carry forward orthodontic activity (UOA)	0
Baseline contract value	£360,311.25

ACCESS*

Patients seen in 24 months	Total	Change since previous quarter
Quarter ending September 2016	0	
Quarter ending December 2016	0	
Quarter ending March 2017	0	
Quarter ending June 2017	1,581	↑
Quarter ending September 2017	3,061	↑
Variance since September 2016	N/A	



ACTIVITY



Month	Adjusted Scheduled Activity (UDA)	
	2017	2018
April	0	0
May	0	1,668
June	0	2,714
July	0	4,140
August	0	5,234
September	0	6,394
October	0	
November	0	
December	0	
January	0	
February	0	
March	0	
April	0	
May	0	
June	0	

QUALITY

	Quantity	Base Number	Contract	AT	Region	England
% of FP17s for the same patient ID Re-attending within 3 months - Children	38	1,135	3.3%	9.4%	11.6%	11.9%
% of FP17s for the same patient ID Re-attending within 3 months - Adults	213	2,394	8.9%	12.6%	15.2%	15.9%
% of FP17s for the same patient ID Re-attending between 3 & 9 months - Children	20	1,135	1.8%	58.5%	59.1%	58.1%
% of FP17s for the same patient ID Re-attending between 3 & 9 months - Adults	41	2,394	1.7%	49.8%	51.7%	50.6%
% of FP17s for Band 1 Urgent Courses	377	3,529	10.7%	7.0%	8.0%	9.1%
% of FP17s Relating to Free Repair or Replacements	19	3,529	0.5%	0.7%	0.8%	0.8%
% of FP17s Relating to Continuations	67	3,529	1.9%	1.1%	1.0%	1.1%
% of Patients satisfied with the dentistry they have received	3	6	N/A	91.7%	91.5%	91.4%
% of Patients satisfied with the time they had to wait for an appointment	4	6	N/A	90.2%	88.2%	87.7%

* This is based on patients treated on this contract for their most recent course of treatment. Figures in italics indicate the base number of FP17s or Patient Questionnaire responses are less than 100. N/A is shown where the base number of responses is less than 10 during the period. % is calculated as Quantity/Base number*100

Q53 - Vital Signs At a Glance Contract Report for 100396/0000 - September 2017


Name or company name	Richmond Dental Practice Ltd.
Contract type name	GDS Contract
Purpose of contract	General
Contract start date	01/04/2017
Contract end date	

17/18 Contracted general activity (UDA)	3,650
Carry forward general activity (UDA)	0
17/18 Contracted orthodontic activity (UOA)	0
Carry forward orthodontic activity (UOA)	0
Baseline contract value	£77,523.81

ACCESS*

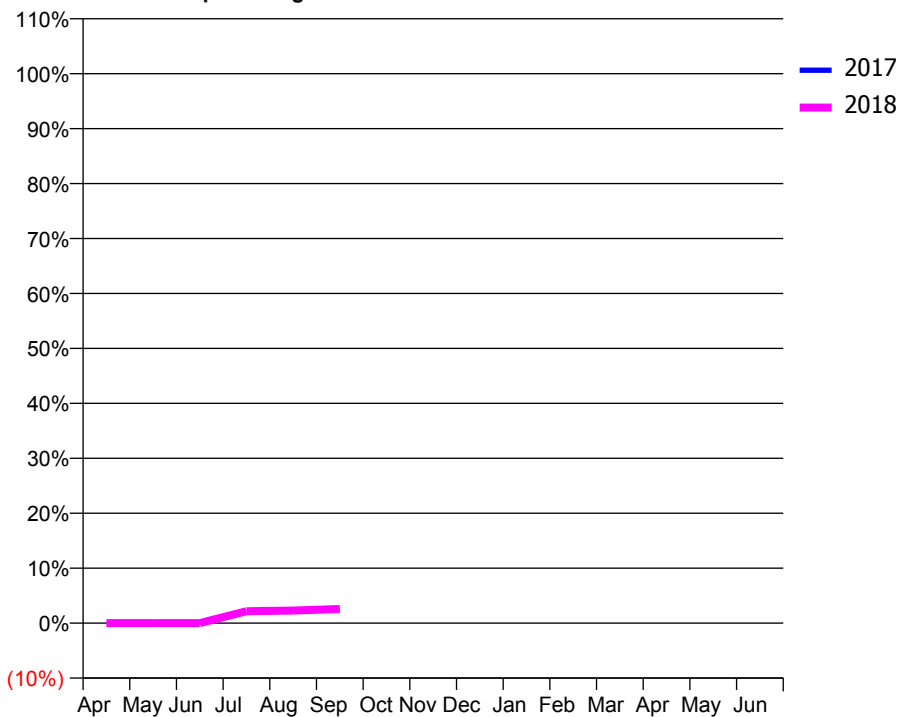
Patients seen in 24 months	Total	Change since previous quarter
Quarter ending September 2016	0	
Quarter ending December 2016	0	
Quarter ending March 2017	0	
Quarter ending June 2017	0	
Quarter ending September 2017	18	↑
Variance since September 2016	N/A	

Access trend analysis



ACTIVITY

Cumulative percentage of contracted UDA delivered 2017 & 2018



Month	Adjusted Scheduled Activity (UDA)	
	2017	2018
April	0	0
May	0	0
June	0	0
July	0	80
August	0	84
September	0	94
October	0	
November	0	
December	0	
January	0	
February	0	
March	0	
April	0	
May	0	
June	0	

QUALITY

	Quantity	Base Number	Contract	AT	Region	England
% of FP17s for the same patient ID Re-attending within 3 months - Children	0	4	0.0%	9.4%	11.6%	11.9%
% of FP17s for the same patient ID Re-attending within 3 months - Adults	1	17	5.9%	12.6%	15.2%	15.9%
% of FP17s for the same patient ID Re-attending between 3 & 9 months - Children	0	4	0.0%	58.5%	59.1%	58.1%
% of FP17s for the same patient ID Re-attending between 3 & 9 months - Adults	0	17	0.0%	49.8%	51.7%	50.6%
% of FP17s for Band 1 Urgent Courses	5	21	23.8%	7.0%	8.0%	9.1%
% of FP17s Relating to Free Repair or Replacements	0	21	0.0%	0.7%	0.8%	0.8%
% of FP17s Relating to Continuations	0	21	0.0%	1.1%	1.0%	1.1%
% of Patients satisfied with the dentistry they have received	0	0	N/A	91.7%	91.5%	91.4%
% of Patients satisfied with the time they had to wait for an appointment	0	0	N/A	90.2%	88.2%	87.7%

* This is based on patients treated on this contract for their most recent course of treatment. Figures in italics indicate the base number of FP17s or Patient Questionnaire responses are less than 100. N/A is shown where the base number of responses is less than 10 during the period. % is calculated as Quantity/Base number*100

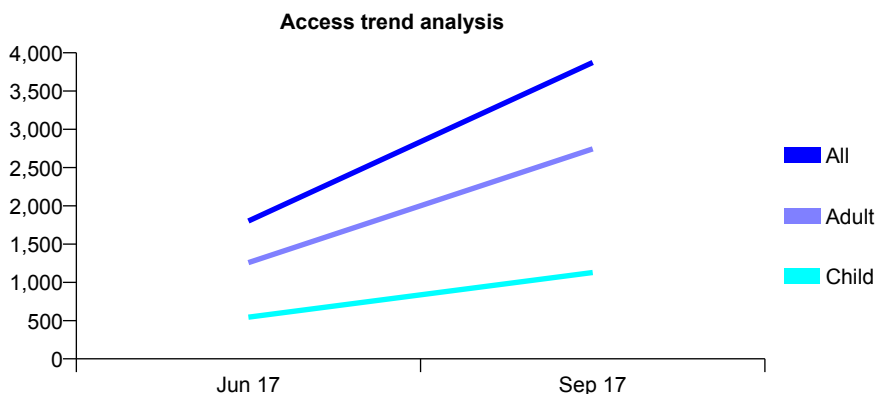
Q53 - Vital Signs At a Glance Contract Report for 100397/0000 - September 2017

Name or company name	MR A PANDEY
Contract type name	GDS Contract
Purpose of contract	General
Contract start date	01/04/2017
Contract end date	

17/18 Contracted general activity (UDA)	26,200
Carry forward general activity (UDA)	0
17/18 Contracted orthodontic activity (UOA)	0
Carry forward orthodontic activity (UOA)	0
Baseline contract value	£557,797.21

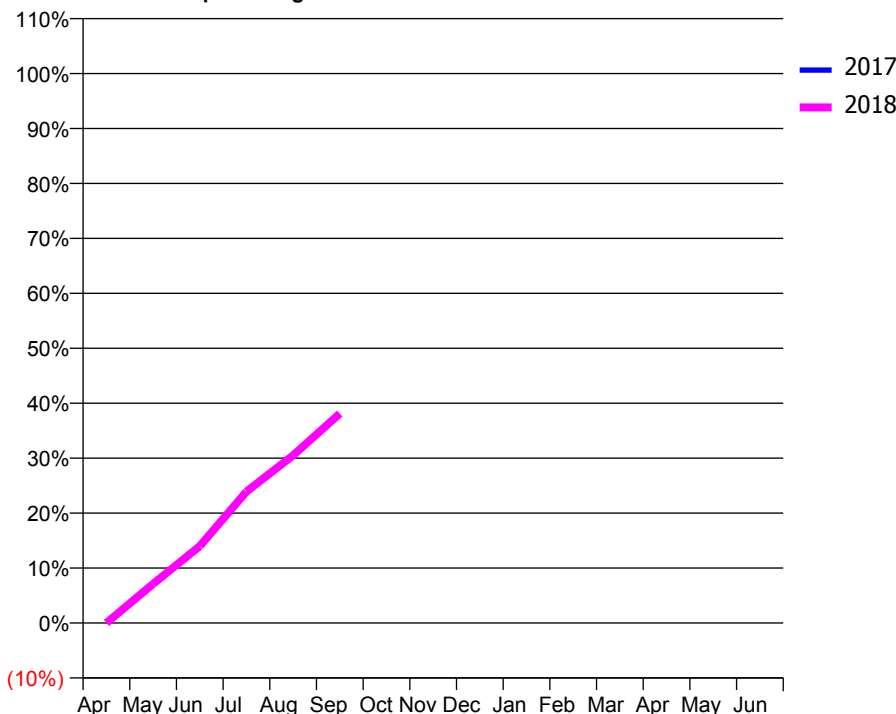
ACCESS*

Patients seen in 24 months	Total	Change since previous quarter
Quarter ending September 2016	0	
Quarter ending December 2016	0	
Quarter ending March 2017	0	
Quarter ending June 2017	1,802	↑
Quarter ending September 2017	3,874	↑
Variance since September 2016	N/A	



ACTIVITY

Cumulative percentage of contracted UDA delivered 2017 & 2018



Month	Adjusted Scheduled Activity (UDA)	
	2017	2018
April	0	0
May	0	1,863
June	0	3,665
July	0	6,267
August	0	7,997
September	0	9,986
October	0	
November	0	
December	0	
January	0	
February	0	
March	0	
April	0	
May	0	
June	0	

QUALITY

	Quantity	Base Number	Contract	AT	Region	England
% of FP17s for the same patient ID Re-attending within 3 months - Children	55	1,205	4.6%	9.4%	11.6%	11.9%
% of FP17s for the same patient ID Re-attending within 3 months - Adults	221	3,013	7.3%	12.6%	15.2%	15.9%
% of FP17s for the same patient ID Re-attending between 3 & 9 months - Children	27	1,205	2.2%	58.5%	59.1%	58.1%
% of FP17s for the same patient ID Re-attending between 3 & 9 months - Adults	75	3,013	2.5%	49.8%	51.7%	50.6%
% of FP17s for Band 1 Urgent Courses	332	4,218	7.9%	7.0%	8.0%	9.1%
% of FP17s Relating to Free Repair or Replacements	20	4,218	0.5%	0.7%	0.8%	0.8%
% of FP17s Relating to Continuations	35	4,218	0.8%	1.1%	1.0%	1.1%
% of Patients satisfied with the dentistry they have received	7	7	N/A	91.7%	91.5%	91.4%
% of Patients satisfied with the time they had to wait for an appointment	6	7	N/A	90.2%	88.2%	87.7%

* This is based on patients treated on this contract for their most recent course of treatment. Figures in italics indicate the base number of FP17s or Patient Questionnaire responses are less than 100. N/A is shown where the base number of responses is less than 10 during the period. % is calculated as Quantity/Base number*100

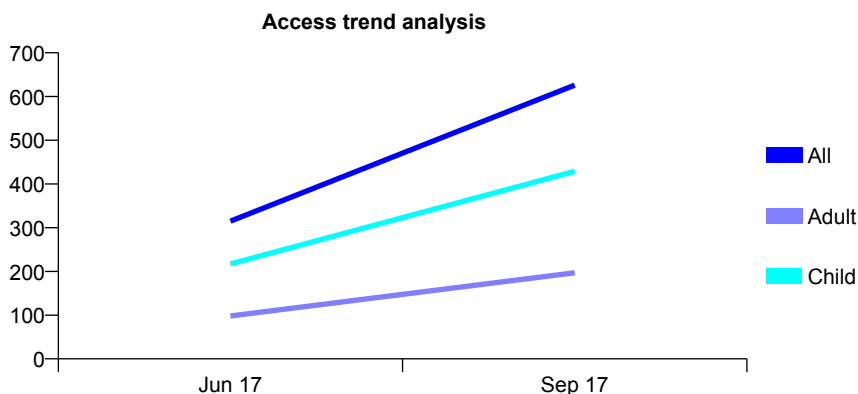
Q53 - Vital Signs At a Glance Contract Report for 100399/0000 - September 2017

Name or company name	MR T MIRZA
Contract type name	GDS Contract
Purpose of contract	General
Contract start date	01/04/2017
Contract end date	

17/18 Contracted general activity (UDA)	5,000
Carry forward general activity (UDA)	0
17/18 Contracted orthodontic activity (UOA)	0
Carry forward orthodontic activity (UOA)	0
Baseline contract value	£106,197.00

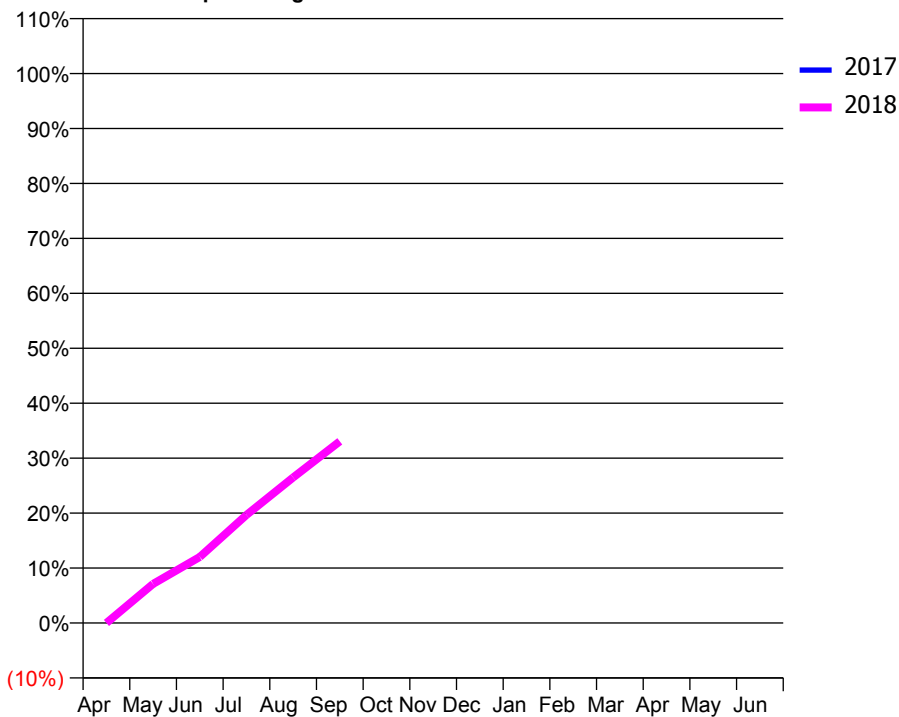
ACCESS*

Patients seen in 24 months	Total	Change since previous quarter
Quarter ending September 2016	0	
Quarter ending December 2016	0	
Quarter ending March 2017	0	
Quarter ending June 2017	315	↑
Quarter ending September 2017	626	↑
Variance since September 2016	N/A	



ACTIVITY

Cumulative percentage of contracted UDA delivered 2017 & 2018



Month	Adjusted Scheduled Activity (UDA)	
	2017	2018
April	0	0
May	0	356
June	0	601
July	0	983
August	0	1,324
September	0	1,653
October	0	
November	0	
December	0	
January	0	
February	0	
March	0	
April	0	
May	0	
June	0	

QUALITY

	Quantity	Base Number	Contract	AT	Region	England
% of FP17s for the same patient ID Re-attending within 3 months - Children	7	441	1.6%	9.4%	11.6%	11.9%
% of FP17s for the same patient ID Re-attending within 3 months - Adults	8	199	4.0%	12.6%	15.2%	15.9%
% of FP17s for the same patient ID Re-attending between 3 & 9 months - Children	4	441	0.9%	58.5%	59.1%	58.1%
% of FP17s for the same patient ID Re-attending between 3 & 9 months - Adults	4	199	2.0%	49.8%	51.7%	50.6%
% of FP17s for Band 1 Urgent Courses	13	640	2.0%	7.0%	8.0%	9.1%
% of FP17s Relating to Free Repair or Replacements	0	640	0.0%	0.7%	0.8%	0.8%
% of FP17s Relating to Continuations	0	640	0.0%	1.1%	1.0%	1.1%
% of Patients satisfied with the dentistry they have received	1	1	N/A	91.7%	91.5%	91.4%
% of Patients satisfied with the time they had to wait for an appointment	1	1	N/A	90.2%	88.2%	87.7%

* This is based on patients treated on this contract for their most recent course of treatment. Figures in italics indicate the base number of FP17s or Patient Questionnaire responses are less than 100. N/A is shown where the base number of responses is less than 10 during the period. % is calculated as Quantity/Base number*100

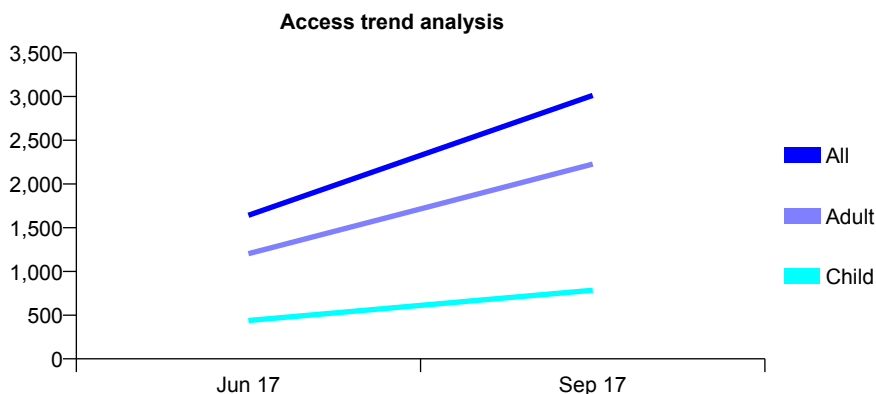
Q53 - Vital Signs At a Glance Contract Report for 100406/0000 - September 2017

Name or company name	Gentle Dental Care (DROITWICH)LTD
Contract type name	GDS Contract
Purpose of contract	General
Contract start date	01/04/2017
Contract end date	

17/18 Contracted general activity (UDA)	13,850
Carry forward general activity (UDA)	0
17/18 Contracted orthodontic activity (UOA)	0
Carry forward orthodontic activity (UOA)	0
Baseline contract value	£294,165.69

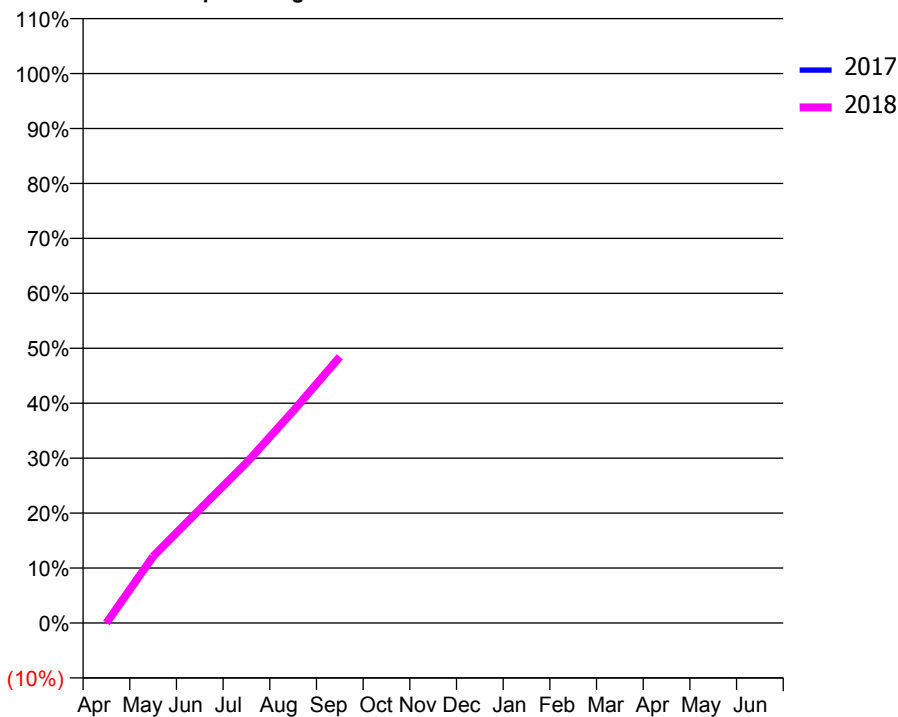
ACCESS*

Patients seen in 24 months	Total	Change since previous quarter
Quarter ending September 2016	0	
Quarter ending December 2016	0	
Quarter ending March 2017	0	
Quarter ending June 2017	1,641	↑
Quarter ending September 2017	3,012	↑
Variance since September 2016	N/A	



ACTIVITY

Cumulative percentage of contracted UDA delivered 2017 & 2018



Month	Adjusted Scheduled Activity (UDA)	
	2017	2018
April	0	0
May	0	1,678
June	0	2,865
July	0	4,037
August	0	5,343
September	0	6,711
October	0	
November	0	
December	0	
January	0	
February	0	
March	0	
April	0	
May	0	
June	0	

QUALITY

	Quantity	Base Number	Contract	AT	Region	England
% of FP17s for the same patient ID Re-attending within 3 months - Children	57	856	6.7%	9.4%	11.6%	11.9%
% of FP17s for the same patient ID Re-attending within 3 months - Adults	230	2,512	9.2%	12.6%	15.2%	15.9%
% of FP17s for the same patient ID Re-attending between 3 & 9 months - Children	16	856	1.9%	58.5%	59.1%	58.1%
% of FP17s for the same patient ID Re-attending between 3 & 9 months - Adults	64	2,512	2.5%	49.8%	51.7%	50.6%
% of FP17s for Band 1 Urgent Courses	361	3,368	10.7%	7.0%	8.0%	9.1%
% of FP17s Relating to Free Repair or Replacements	41	3,368	1.2%	0.7%	0.8%	0.8%
% of FP17s Relating to Continuations	37	3,368	1.1%	1.1%	1.0%	1.1%
% of Patients satisfied with the dentistry they have received	4	4	N/A	91.7%	91.5%	91.4%
% of Patients satisfied with the time they had to wait for an appointment	4	4	N/A	90.2%	88.2%	87.7%

* This is based on patients treated on this contract for their most recent course of treatment. Figures in italics indicate the base number of FP17s or Patient Questionnaire responses are less than 100. N/A is shown where the base number of responses is less than 10 during the period. % is calculated as Quantity/Base number*100

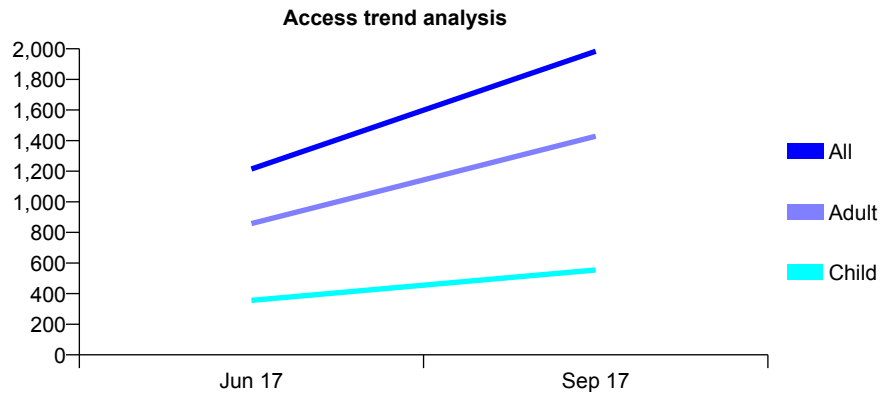
Q53 - Vital Signs At a Glance Contract Report for 100407/0000 - September 2017

Name or company name	Gentle Dental Care (EVESHAM)LTD
Contract type name	GDS Contract
Purpose of contract	General
Contract start date	01/04/2017
Contract end date	

17/18 Contracted general activity (UDA)	17,200
Carry forward general activity (UDA)	0
17/18 Contracted orthodontic activity (UOA)	0
Carry forward orthodontic activity (UOA)	0
Baseline contract value	£366,187.48

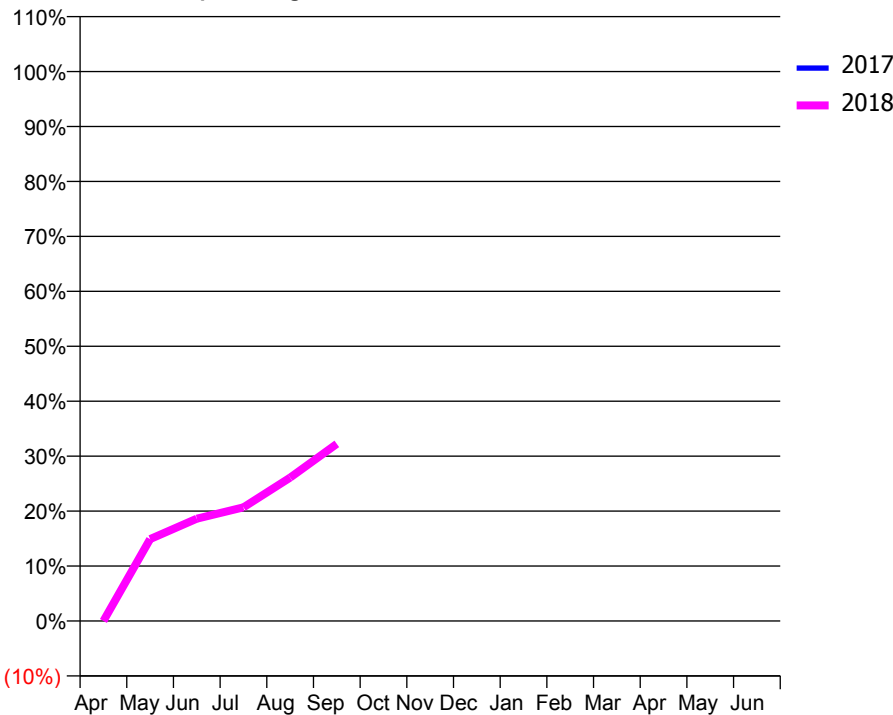
ACCESS*

Patients seen in 24 months	Total	Change since previous quarter
Quarter ending September 2016	0	
Quarter ending December 2016	0	
Quarter ending March 2017	0	
Quarter ending June 2017	1,214	↑
Quarter ending September 2017	1,984	↑
Variance since September 2016	N/A	



ACTIVITY

Cumulative percentage of contracted UDA delivered 2017 & 2018



Month	Adjusted Scheduled Activity (UDA)	
	2017	2018
April	0	0
May	0	2,567
June	0	3,205
July	0	3,557
August	0	4,487
September	0	5,547
October	0	
November	0	
December	0	
January	0	
February	0	
March	0	
April	0	
May	0	
June	0	

QUALITY

	Quantity	Base Number	Contract	AT	Region	England
% of FP17s for the same patient ID Re-attending within 3 months - Children	4	609	0.7%	9.4%	11.6%	11.9%
% of FP17s for the same patient ID Re-attending within 3 months - Adults	71	1,684	4.2%	12.6%	15.2%	15.9%
% of FP17s for the same patient ID Re-attending between 3 & 9 months - Children	9	609	1.5%	58.5%	59.1%	58.1%
% of FP17s for the same patient ID Re-attending between 3 & 9 months - Adults	26	1,684	1.5%	49.8%	51.7%	50.6%
% of FP17s for Band 1 Urgent Courses	214	2,293	9.3%	7.0%	8.0%	9.1%
% of FP17s Relating to Free Repair or Replacements	23	2,293	1.0%	0.7%	0.8%	0.8%
% of FP17s Relating to Continuations	18	2,293	0.8%	1.1%	1.0%	1.1%
% of Patients satisfied with the dentistry they have received	0	0	N/A	91.7%	91.5%	91.4%
% of Patients satisfied with the time they had to wait for an appointment	0	0	N/A	90.2%	88.2%	87.7%

* This is based on patients treated on this contract for their most recent course of treatment. Figures in italics indicate the base number of FP17s or Patient Questionnaire responses are less than 100. N/A is shown where the base number of responses is less than 10 during the period. % is calculated as Quantity/Base number*100

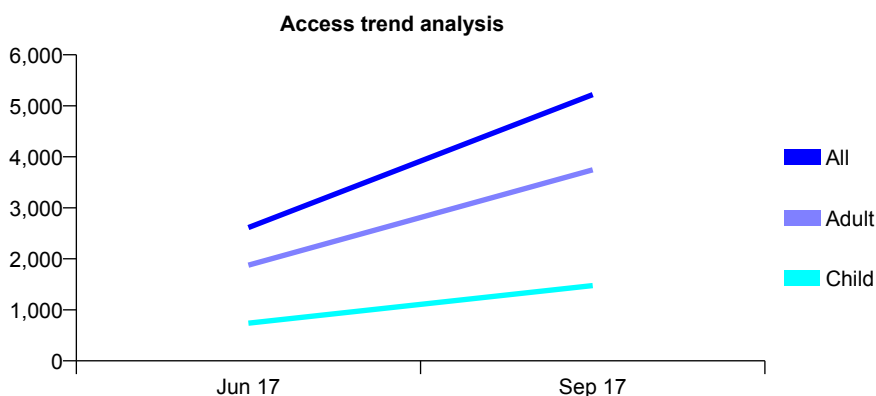
Q53 - Vital Signs At a Glance Contract Report for 100408/0000 - September 2017

Name or company name	Gentle Dental Care (WORCESTER)LTD
Contract type name	GDS Contract
Purpose of contract	General
Contract start date	01/04/2017
Contract end date	

17/18 Contracted general activity (UDA)	30,000
Carry forward general activity (UDA)	0
17/18 Contracted orthodontic activity (UOA)	0
Carry forward orthodontic activity (UOA)	0
Baseline contract value	£637,182.00

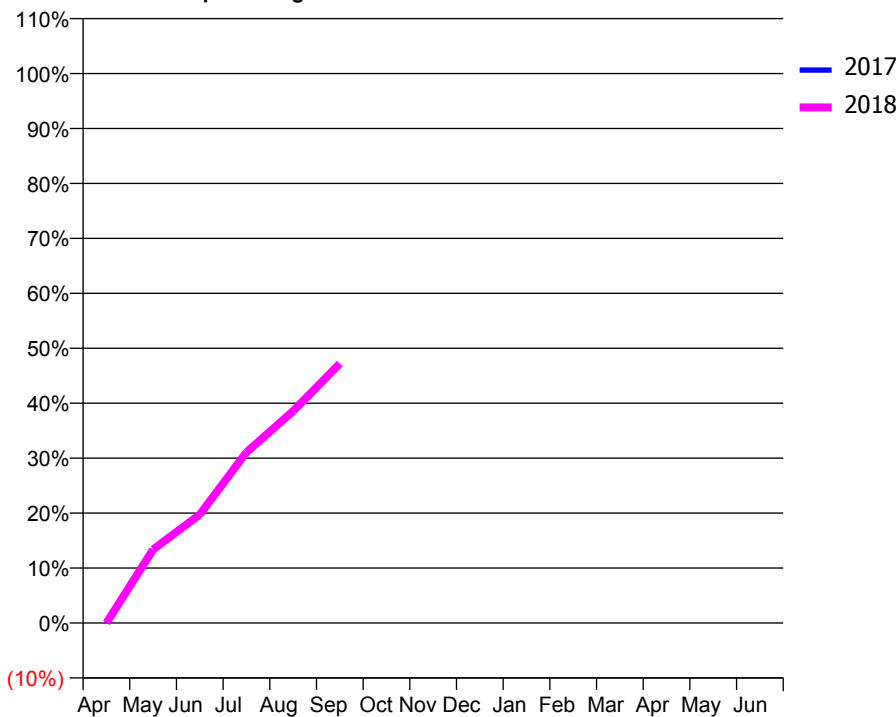
ACCESS*

Patients seen in 24 months	Total	Change since previous quarter
Quarter ending September 2016	0	
Quarter ending December 2016	0	
Quarter ending March 2017	0	
Quarter ending June 2017	2,614	↑
Quarter ending September 2017	5,219	↑
Variance since September 2016	N/A	



ACTIVITY

Cumulative percentage of contracted UDA delivered 2017 & 2018



Month	Adjusted Scheduled Activity (UDA)	
	2017	2018
April	0	0
May	0	4,012
June	0	5,923
July	0	9,319
August	0	11,575
September	0	14,162
October	0	
November	0	
December	0	
January	0	
February	0	
March	0	
April	0	
May	0	
June	0	

QUALITY

	Quantity	Base Number	Contract	AT	Region	England
% of FP17s for the same patient ID Re-attending within 3 months - Children	91	1,630	5.6%	9.4%	11.6%	11.9%
% of FP17s for the same patient ID Re-attending within 3 months - Adults	490	4,505	10.9%	12.6%	15.2%	15.9%
% of FP17s for the same patient ID Re-attending between 3 & 9 months - Children	18	1,630	1.1%	58.5%	59.1%	58.1%
% of FP17s for the same patient ID Re-attending between 3 & 9 months - Adults	109	4,505	2.4%	49.8%	51.7%	50.6%
% of FP17s for Band 1 Urgent Courses	550	6,135	9.0%	7.0%	8.0%	9.1%
% of FP17s Relating to Free Repair or Replacements	74	6,135	1.2%	0.7%	0.8%	0.8%
% of FP17s Relating to Continuations	66	6,135	1.1%	1.1%	1.0%	1.1%
% of Patients satisfied with the dentistry they have received	3	3	N/A	91.7%	91.5%	91.4%
% of Patients satisfied with the time they had to wait for an appointment	3	3	N/A	90.2%	88.2%	87.7%

* This is based on patients treated on this contract for their most recent course of treatment. Figures in italics indicate the base number of FP17s or Patient Questionnaire responses are less than 100. N/A is shown where the base number of responses is less than 10 during the period. % is calculated as Quantity/Base number*100

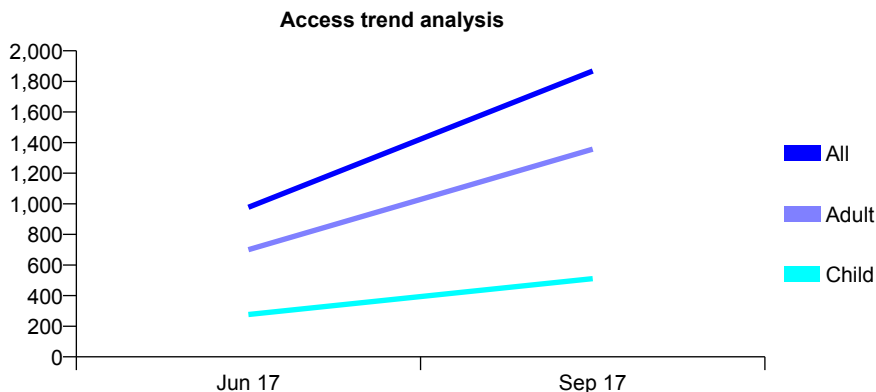
Q53 - Vital Signs At a Glance Contract Report for 100430/0000 - September 2017

Name or company name	MR T MOODLEY
Contract type name	GDS Contract
Purpose of contract	General
Contract start date	01/04/2017
Contract end date	

17/18 Contracted general activity (UDA)	10,000
Carry forward general activity (UDA)	0
17/18 Contracted orthodontic activity (UOA)	0
Carry forward orthodontic activity (UOA)	0
Baseline contract value	£219,979.50

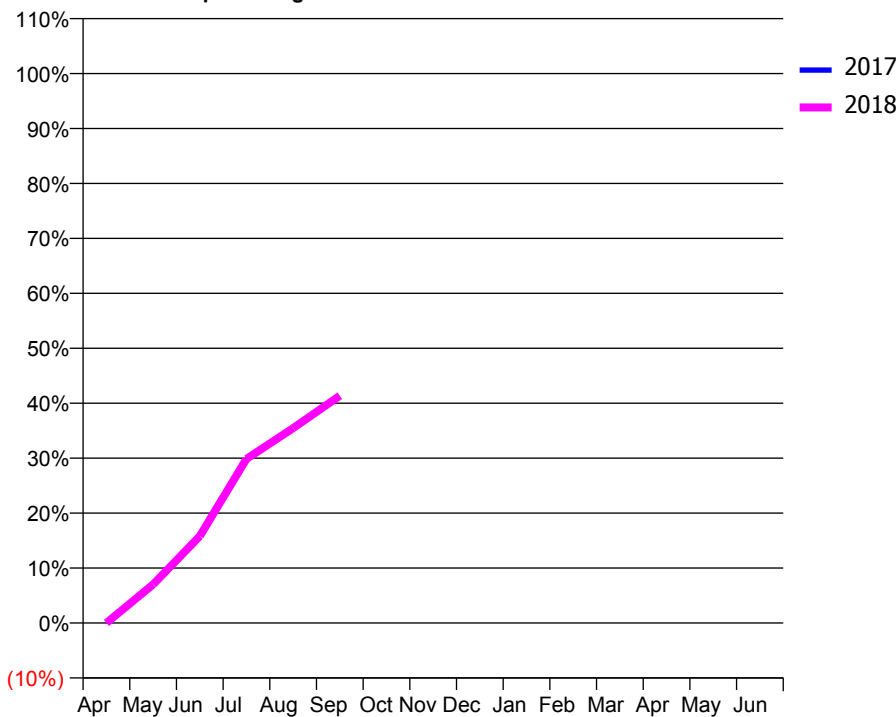
ACCESS*

Patients seen in 24 months	Total	Change since previous quarter
Quarter ending September 2016	0	
Quarter ending December 2016	0	
Quarter ending March 2017	0	
Quarter ending June 2017	977	↑
Quarter ending September 2017	1,868	↑
Variance since September 2016	N/A	



ACTIVITY

Cumulative percentage of contracted UDA delivered 2017 & 2018



Month	Adjusted Scheduled Activity (UDA)	
	2017	2018
April	0	0
May	0	703
June	0	1,581
July	0	2,986
August	0	3,547
September	0	4,137
October	0	
November	0	
December	0	
January	0	
February	0	
March	0	
April	0	
May	0	
June	0	

QUALITY

	Quantity	Base Number	Contract	AT	Region	England
% of FP17s for the same patient ID Re-attending within 3 months - Children	13	548	2.4%	9.4%	11.6%	11.9%
% of FP17s for the same patient ID Re-attending within 3 months - Adults	68	1,469	4.6%	12.6%	15.2%	15.9%
% of FP17s for the same patient ID Re-attending between 3 & 9 months - Children	5	548	0.9%	58.5%	59.1%	58.1%
% of FP17s for the same patient ID Re-attending between 3 & 9 months - Adults	4	1,469	0.3%	49.8%	51.7%	50.6%
% of FP17s for Band 1 Urgent Courses	56	1,984	2.8%	7.0%	8.0%	9.1%
% of FP17s Relating to Free Repair or Replacements	15	1,984	0.8%	0.7%	0.8%	0.8%
% of FP17s Relating to Continuations	19	1,984	1.0%	1.1%	1.0%	1.1%
% of Patients satisfied with the dentistry they have received	5	5	N/A	91.7%	91.5%	91.4%
% of Patients satisfied with the time they had to wait for an appointment	5	5	N/A	90.2%	88.2%	87.7%

* This is based on patients treated on this contract for their most recent course of treatment. Figures in italics indicate the base number of FP17s or Patient Questionnaire responses are less than 100. N/A is shown where the base number of responses is less than 10 during the period. % is calculated as Quantity/Base number*100

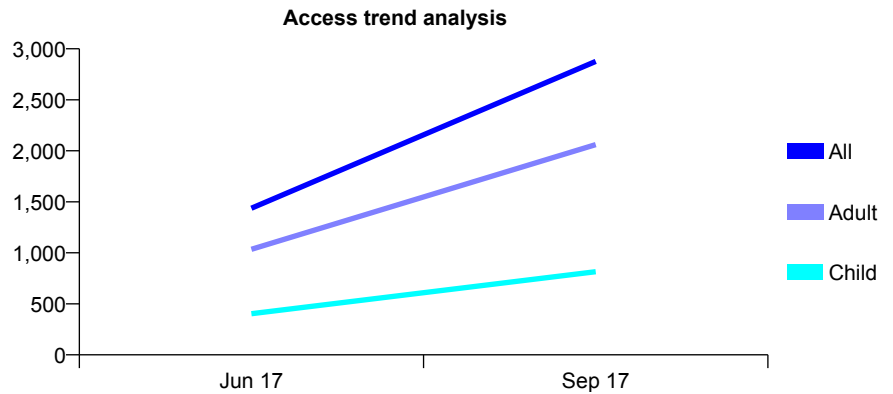
Q53 - Vital Signs At a Glance Contract Report for 100431/0000 - September 2017

Name or company name	OASIS DENTAL CARE LTD
Contract type name	GDS Contract
Purpose of contract	General
Contract start date	01/04/2017
Contract end date	

17/18 Contracted general activity (UDA)	16,078
Carry forward general activity (UDA)	0
17/18 Contracted orthodontic activity (UOA)	0
Carry forward orthodontic activity (UOA)	0
Baseline contract value	£341,487.07

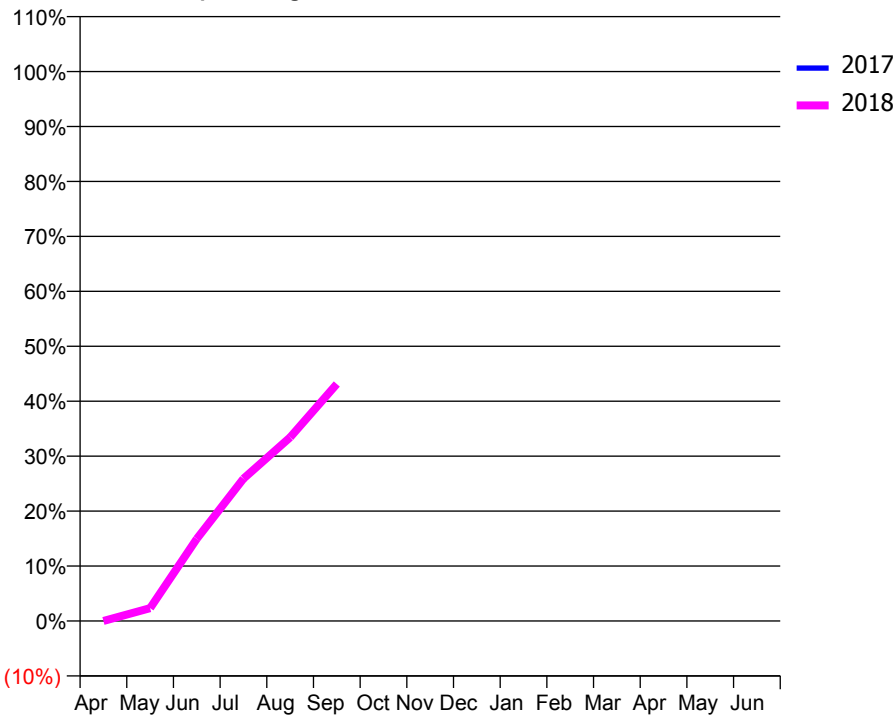
ACCESS*

Patients seen in 24 months	Total	Change since previous quarter
Quarter ending September 2016	0	
Quarter ending December 2016	0	
Quarter ending March 2017	0	
Quarter ending June 2017	1,437	↑
Quarter ending September 2017	2,876	↑
Variance since September 2016	N/A	



ACTIVITY

Cumulative percentage of contracted UDA delivered 2017 & 2018



Month	Adjusted Scheduled Activity (UDA)	
	2017	2018
April	0	0
May	0	377
June	0	2,407
July	0	4,166
August	0	5,373
September	0	6,936
October	0	
November	0	
December	0	
January	0	
February	0	
March	0	
April	0	
May	0	
June	0	

QUALITY

	Quantity	Base Number	Contract	AT	Region	England
% of FP17s for the same patient ID Re-attending within 3 months - Children	14	816	1.7%	9.4%	11.6%	11.9%
% of FP17s for the same patient ID Re-attending within 3 months - Adults	138	2,238	6.2%	12.6%	15.2%	15.9%
% of FP17s for the same patient ID Re-attending between 3 & 9 months - Children	6	816	0.7%	58.5%	59.1%	58.1%
% of FP17s for the same patient ID Re-attending between 3 & 9 months - Adults	29	2,238	1.3%	49.8%	51.7%	50.6%
% of FP17s for Band 1 Urgent Courses	268	3,054	8.8%	7.0%	8.0%	9.1%
% of FP17s Relating to Free Repair or Replacements	25	3,054	0.8%	0.7%	0.8%	0.8%
% of FP17s Relating to Continuations	8	3,054	0.3%	1.1%	1.0%	1.1%
% of Patients satisfied with the dentistry they have received	4	5	N/A	91.7%	91.5%	91.4%
% of Patients satisfied with the time they had to wait for an appointment	5	5	N/A	90.2%	88.2%	87.7%

* This is based on patients treated on this contract for their most recent course of treatment. Figures in italics indicate the base number of FP17s or Patient Questionnaire responses are less than 100. N/A is shown where the base number of responses is less than 10 during the period. % is calculated as Quantity/Base number*100

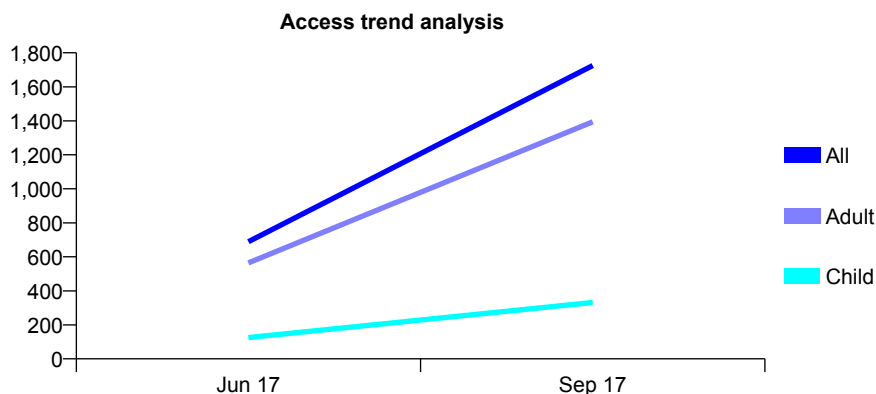
Q53 - Vital Signs At a Glance Contract Report for 100435/0000 - September 2017

Name or company name	MR DJ LANGMAN
Contract type name	GDS Contract
Purpose of contract	General
Contract start date	01/04/2017
Contract end date	

17/18 Contracted general activity (UDA)	5,000
Carry forward general activity (UDA)	0
17/18 Contracted orthodontic activity (UOA)	0
Carry forward orthodontic activity (UOA)	0
Baseline contract value	£123,896.50

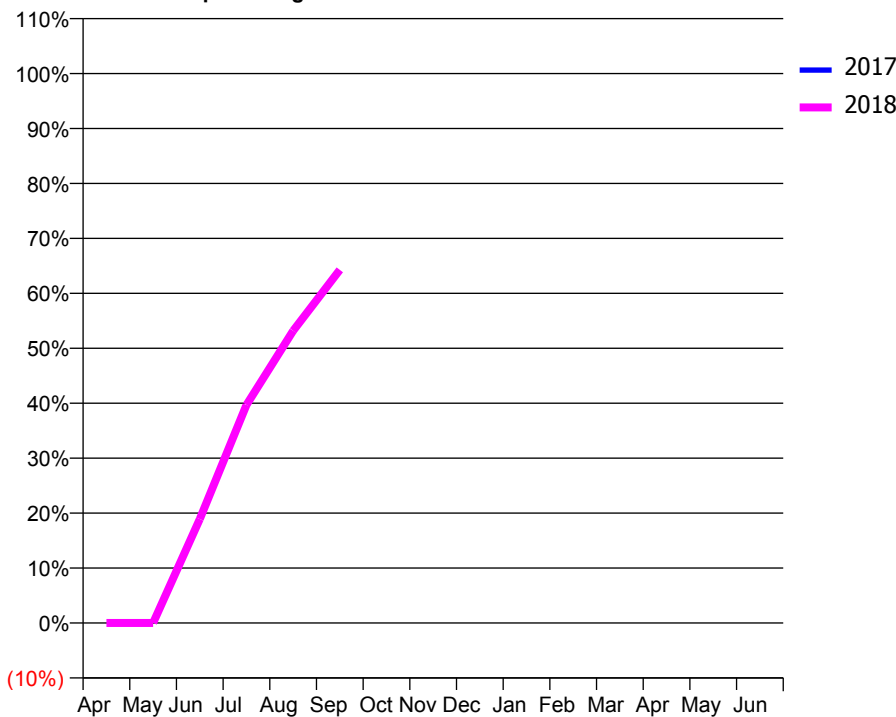
ACCESS*

Patients seen in 24 months	Total	Change since previous quarter
Quarter ending September 2016	0	
Quarter ending December 2016	0	
Quarter ending March 2017	0	
Quarter ending June 2017	689	↑
Quarter ending September 2017	1,725	↑
Variance since September 2016	N/A	



ACTIVITY

Cumulative percentage of contracted UDA delivered 2017 & 2018



Month	Adjusted Scheduled Activity (UDA)	
	2017	2018
April	0	0
May	0	0
June	0	945
July	0	1,984
August	0	2,659
September	0	3,214
October	0	
November	0	
December	0	
January	0	
February	0	
March	0	
April	0	
May	0	
June	0	

QUALITY

	Quantity	Base Number	Contract	AT	Region	England
% of FP17s for the same patient ID Re-attending within 3 months - Children	8	361	2.2%	9.4%	11.6%	11.9%
% of FP17s for the same patient ID Re-attending within 3 months - Adults	106	1,610	6.6%	12.6%	15.2%	15.9%
% of FP17s for the same patient ID Re-attending between 3 & 9 months - Children	8	361	2.2%	58.5%	59.1%	58.1%
% of FP17s for the same patient ID Re-attending between 3 & 9 months - Adults	11	1,610	0.7%	49.8%	51.7%	50.6%
% of FP17s for Band 1 Urgent Courses	188	1,971	9.5%	7.0%	8.0%	9.1%
% of FP17s Relating to Free Repair or Replacements	11	1,971	0.6%	0.7%	0.8%	0.8%
% of FP17s Relating to Continuations	9	1,971	0.5%	1.1%	1.0%	1.1%
% of Patients satisfied with the dentistry they have received	1	1	N/A	91.7%	91.5%	91.4%
% of Patients satisfied with the time they had to wait for an appointment	1	1	N/A	90.2%	88.2%	87.7%

* This is based on patients treated on this contract for their most recent course of treatment. Figures in italics indicate the base number of FP17s or Patient Questionnaire responses are less than 100. N/A is shown where the base number of responses is less than 10 during the period. % is calculated as Quantity/Base number*100

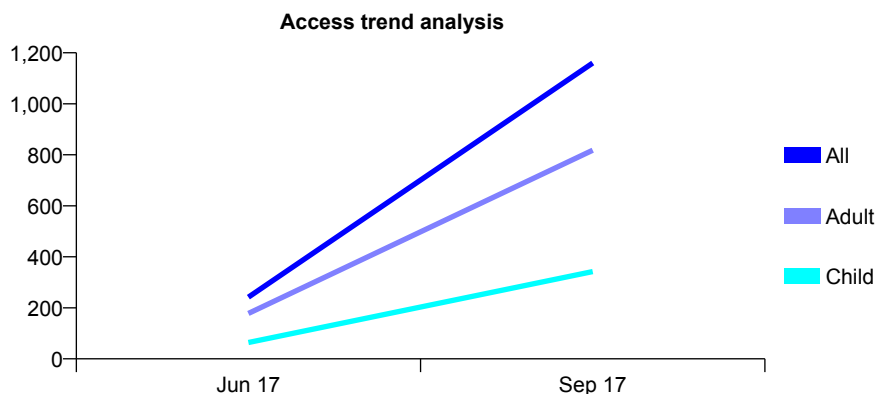
Q53 - Vital Signs At a Glance Contract Report for 100449/0000 - September 2017

Name or company name	BST Partnership
Contract type name	GDS Contract
Purpose of contract	General
Contract start date	01/04/2017
Contract end date	

17/18 Contracted general activity (UDA)	8,000
Carry forward general activity (UDA)	0
17/18 Contracted orthodontic activity (UOA)	0
Carry forward orthodontic activity (UOA)	0
Baseline contract value	£198,234.40

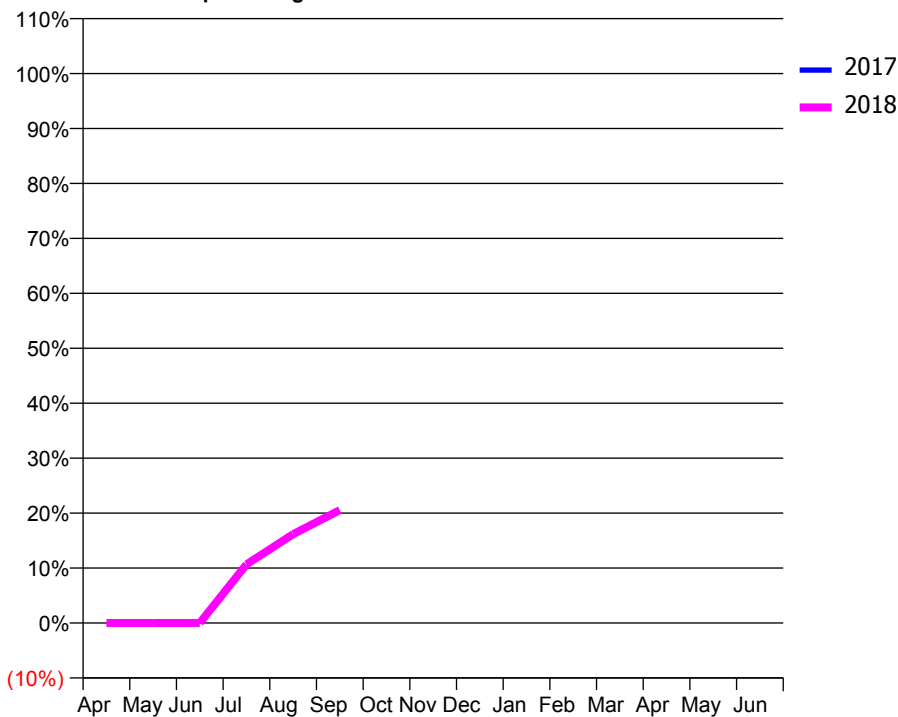
ACCESS*

Patients seen in 24 months	Total	Change since previous quarter
Quarter ending September 2016	0	
Quarter ending December 2016	0	
Quarter ending March 2017	0	
Quarter ending June 2017	242	↑
Quarter ending September 2017	1,160	↑
Variance since September 2016	N/A	



ACTIVITY

Cumulative percentage of contracted UDA delivered 2017 & 2018



Month	Adjusted Scheduled Activity (UDA)	
	2017	2018
April	0	0
May	0	0
June	0	0
July	0	854
August	0	1,295
September	0	1,644
October	0	
November	0	
December	0	
January	0	
February	0	
March	0	
April	0	
May	0	
June	0	

QUALITY

	Quantity	Base Number	Contract	AT	Region	England
% of FP17s for the same patient ID Re-attending within 3 months - Children	8	354	2.3%	9.4%	11.6%	11.9%
% of FP17s for the same patient ID Re-attending within 3 months - Adults	45	870	5.2%	12.6%	15.2%	15.9%
% of FP17s for the same patient ID Re-attending between 3 & 9 months - Children	3	354	0.8%	58.5%	59.1%	58.1%
% of FP17s for the same patient ID Re-attending between 3 & 9 months - Adults	17	870	2.0%	49.8%	51.7%	50.6%
% of FP17s for Band 1 Urgent Courses	85	1,224	6.9%	7.0%	8.0%	9.1%
% of FP17s Relating to Free Repair or Replacements	4	1,224	0.3%	0.7%	0.8%	0.8%
% of FP17s Relating to Continuations	8	1,224	0.7%	1.1%	1.0%	1.1%
% of Patients satisfied with the dentistry they have received	7	8	N/A	91.7%	91.5%	91.4%
% of Patients satisfied with the time they had to wait for an appointment	4	8	N/A	90.2%	88.2%	87.7%

* This is based on patients treated on this contract for their most recent course of treatment. Figures in italics indicate the base number of FP17s or Patient Questionnaire responses are less than 100. N/A is shown where the base number of responses is less than 10 during the period. % is calculated as Quantity/Base number*100

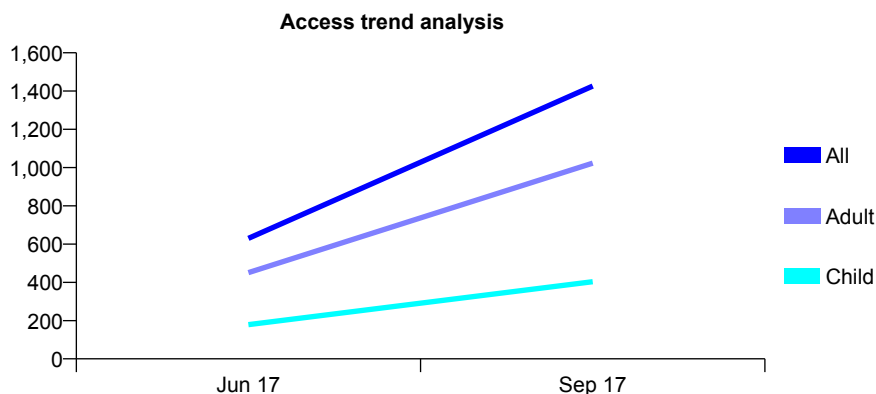
Q53 - Vital Signs At a Glance Contract Report for 100450/0000 - September 2017

Name or company name	OASIS DENTAL CARE LTD
Contract type name	GDS Contract
Purpose of contract	General
Contract start date	01/04/2017
Contract end date	

17/18 Contracted general activity (UDA)	6,000
Carry forward general activity (UDA)	0
17/18 Contracted orthodontic activity (UOA)	0
Carry forward orthodontic activity (UOA)	0
Baseline contract value	£133,504.80

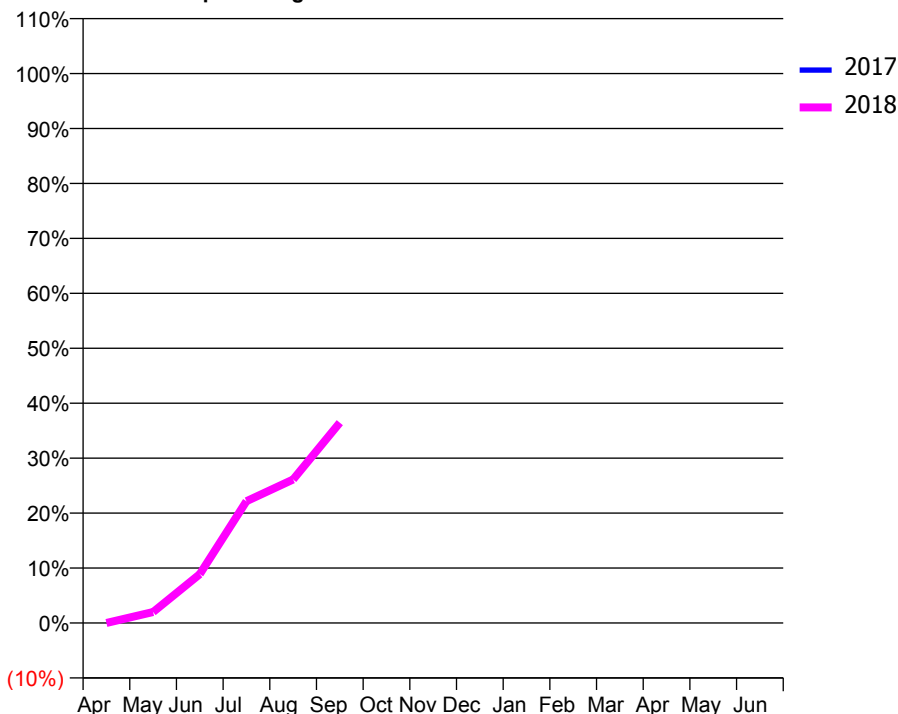
ACCESS*

Patients seen in 24 months	Total	Change since previous quarter
Quarter ending September 2016	0	
Quarter ending December 2016	0	
Quarter ending March 2017	0	
Quarter ending June 2017	630	↑
Quarter ending September 2017	1,426	↑
Variance since September 2016	N/A	



ACTIVITY

Cumulative percentage of contracted UDA delivered 2017 & 2018



Month	Adjusted Scheduled Activity (UDA)	
	2017	2018
April	0	0
May	0	121
June	0	533
July	0	1,330
August	0	1,567
September	0	2,188
October	0	
November	0	
December	0	
January	0	
February	0	
March	0	
April	0	
May	0	
June	0	

QUALITY

	Quantity	Base Number	Contract	AT	Region	England
% of FP17s for the same patient ID Re-attending within 3 months - Children	3	393	0.8%	9.4%	11.6%	11.9%
% of FP17s for the same patient ID Re-attending within 3 months - Adults	13	1,016	1.3%	12.6%	15.2%	15.9%
% of FP17s for the same patient ID Re-attending between 3 & 9 months - Children	1	393	0.3%	58.5%	59.1%	58.1%
% of FP17s for the same patient ID Re-attending between 3 & 9 months - Adults	3	1,016	0.3%	49.8%	51.7%	50.6%
% of FP17s for Band 1 Urgent Courses	40	1,409	2.8%	7.0%	8.0%	9.1%
% of FP17s Relating to Free Repair or Replacements	6	1,409	0.4%	0.7%	0.8%	0.8%
% of FP17s Relating to Continuations	1	1,409	0.1%	1.1%	1.0%	1.1%
% of Patients satisfied with the dentistry they have received	0	0	N/A	91.7%	91.5%	91.4%
% of Patients satisfied with the time they had to wait for an appointment	0	0	N/A	90.2%	88.2%	87.7%

* This is based on patients treated on this contract for their most recent course of treatment. Figures in italics indicate the base number of FP17s or Patient Questionnaire responses are less than 100. N/A is shown where the base number of responses is less than 10 during the period. % is calculated as Quantity/Base number*100

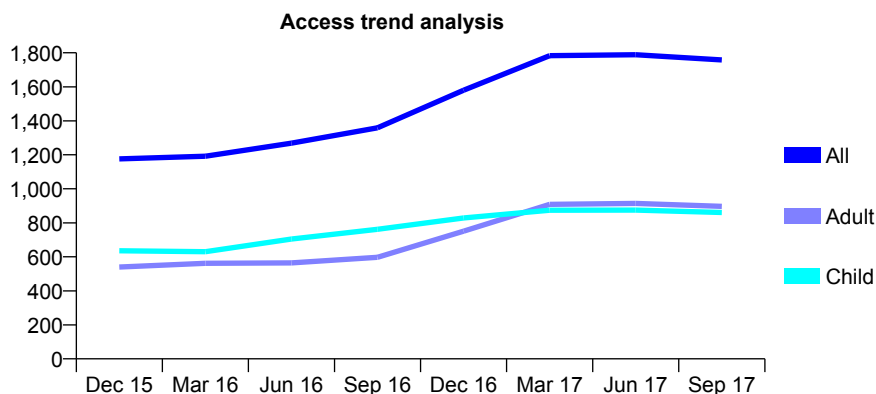
Q53 - Vital Signs At a Glance Contract Report for 101281/0108 - September 2017

Name or company name	OASIS DENTAL CARE LTD
Contract type name	GDS Contract
Purpose of contract	General
Contract start date	01/04/2006
Contract end date	

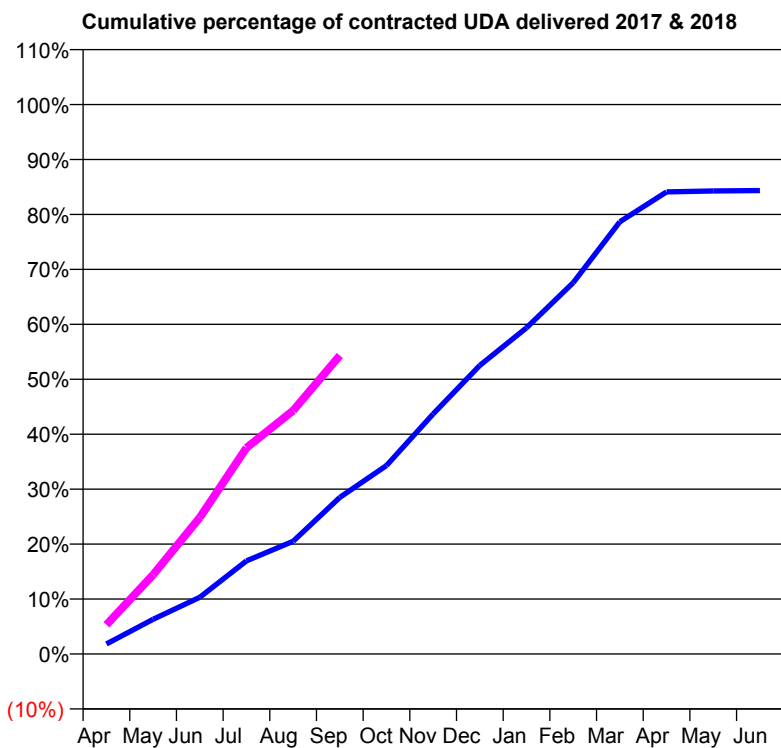
17/18 Contracted general activity (UDA)	2,500
Carry forward general activity (UDA)	0
17/18 Contracted orthodontic activity (UOA)	0
Carry forward orthodontic activity (UOA)	0
Baseline contract value	£60,748.99

ACCESS*

Patients seen in 24 months	Total	Change since previous quarter
Quarter ending September 2016	1,359	
Quarter ending December 2016	1,580	↑
Quarter ending March 2017	1,783	↑
Quarter ending June 2017	1,789	→
Quarter ending September 2017	1,758	↓
Variance since September 2016	29.4%	↑



ACTIVITY



Month	Adjusted Scheduled Activity (UDA)	
	2017	2018
April	73	133
May	252	361
June	413	621
July	678	938
August	821	1,107
September	1,140	1,358
October	1,372	
November	1,747	
December	2,101	
January	2,374	
February	2,703	
March	3,147	
April	3,364	
May	3,370	
June	3,373	

QUALITY

	Quantity	Base Number	Contract	AT	Region	England
% of FP17s for the same patient ID Re-attending within 3 months - Children	30	592	5.1%	9.4%	11.6%	11.9%
% of FP17s for the same patient ID Re-attending within 3 months - Adults	60	500	12.0%	12.6%	15.2%	15.9%
% of FP17s for the same patient ID Re-attending between 3 & 9 months - Children	402	592	67.9%	58.5%	59.1%	58.1%
% of FP17s for the same patient ID Re-attending between 3 & 9 months - Adults	289	500	57.8%	49.8%	51.7%	50.6%
% of FP17s for Band 1 Urgent Courses	44	948	4.6%	7.0%	8.0%	9.1%
% of FP17s Relating to Free Repair or Replacements	6	948	0.6%	0.7%	0.8%	0.8%
% of FP17s Relating to Continuations	20	948	2.1%	1.1%	1.0%	1.1%
% of Patients satisfied with the dentistry they have received	4	4	N/A	91.7%	91.5%	91.4%
% of Patients satisfied with the time they had to wait for an appointment	4	4	N/A	90.2%	88.2%	87.7%

* This is based on patients treated on this contract for their most recent course of treatment. Figures in italics indicate the base number of FP17s or Patient Questionnaire responses are less than 100. N/A is shown where the base number of responses is less than 10 during the period. % is calculated as Quantity/Base number*100

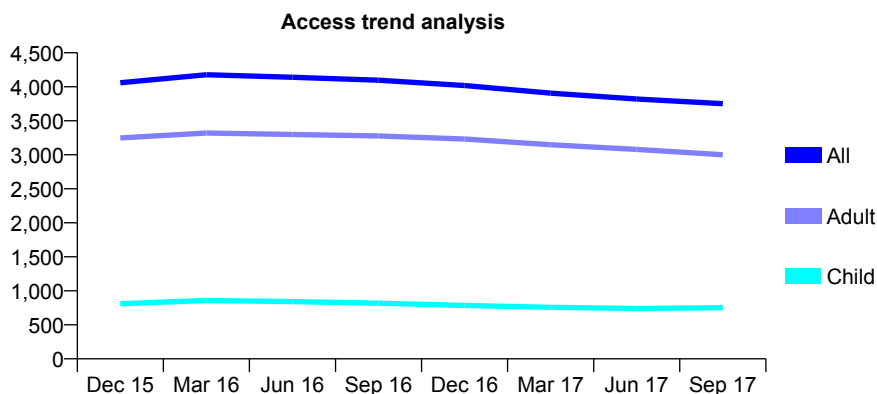
Q53 - Vital Signs At a Glance Contract Report for 101281/0134 - September 2017

Name or company name	OASIS DENTAL CARE LTD
Contract type name	GDS Contract
Purpose of contract	General
Contract start date	01/04/2006
Contract end date	

17/18 Contracted general activity (UDA)	12,151
Carry forward general activity (UDA)	0
17/18 Contracted orthodontic activity (UOA)	0
Carry forward orthodontic activity (UOA)	0
Baseline contract value	£267,297.86

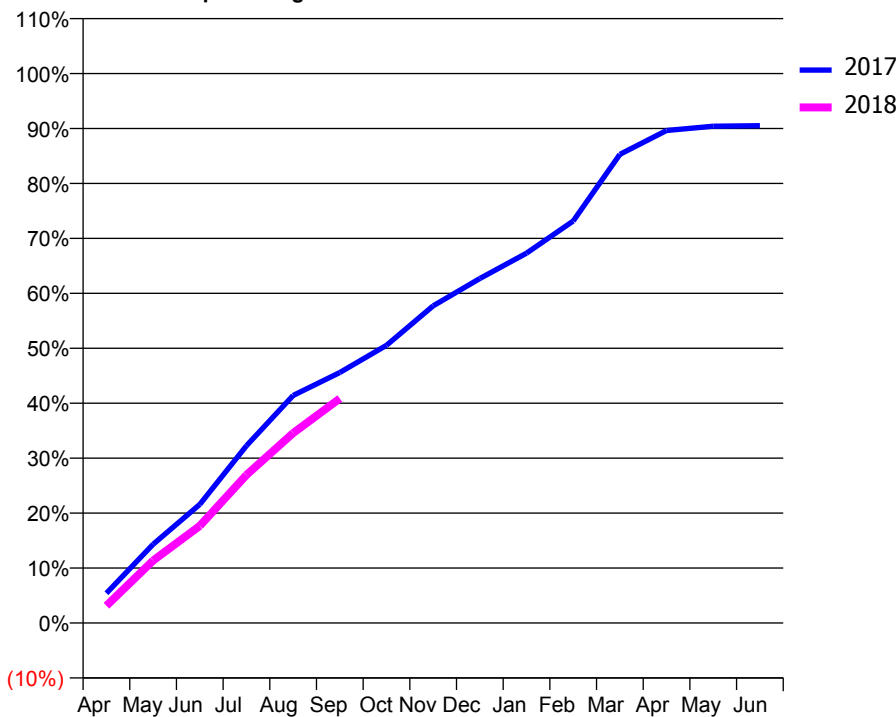
ACCESS*

Patients seen in 24 months	Total	Change since previous quarter
Quarter ending September 2016	4,097	
Quarter ending December 2016	4,019	↓
Quarter ending March 2017	3,907	↓
Quarter ending June 2017	3,820	↓
Quarter ending September 2017	3,752	↓
Variance since September 2016	(8.4%)	↓



ACTIVITY

Cumulative percentage of contracted UDA delivered 2017 & 2018



Adjusted Scheduled Activity (UDA)

Month	2017	2018
April	660	381
May	1,742	1,381
June	2,622	2,147
July	3,920	3,274
August	5,033	4,200
September	5,540	4,964
October	6,141	
November	7,013	
December	7,618	
January	8,179	
February	8,890	
March	10,362	
April	10,892	
May	10,986	
June	10,996	

QUALITY

	Quantity	Base Number	Contract	AT	Region	England
% of FP17s for the same patient ID Re-attending within 3 months - Children	36	611	5.9%	9.4%	11.6%	11.9%
% of FP17s for the same patient ID Re-attending within 3 months - Adults	282	2,303	12.2%	12.6%	15.2%	15.9%
% of FP17s for the same patient ID Re-attending between 3 & 9 months - Children	406	611	66.4%	58.5%	59.1%	58.1%
% of FP17s for the same patient ID Re-attending between 3 & 9 months - Adults	1,516	2,303	65.8%	49.8%	51.7%	50.6%
% of FP17s for Band 1 Urgent Courses	97	2,592	3.7%	7.0%	8.0%	9.1%
% of FP17s Relating to Free Repair or Replacements	44	2,592	1.7%	0.7%	0.8%	0.8%
% of FP17s Relating to Continuations	17	2,592	0.7%	1.1%	1.0%	1.1%
% of Patients satisfied with the dentistry they have received	9	10	90.0%	91.7%	91.5%	91.4%
% of Patients satisfied with the time they had to wait for an appointment	9	10	90.0%	90.2%	88.2%	87.7%

* This is based on patients treated on this contract for their most recent course of treatment. Figures in italics indicate the base number of FP17s or Patient Questionnaire responses are less than 100. N/A is shown where the base number of responses is less than 10 during the period. % is calculated as Quantity/Base number*100

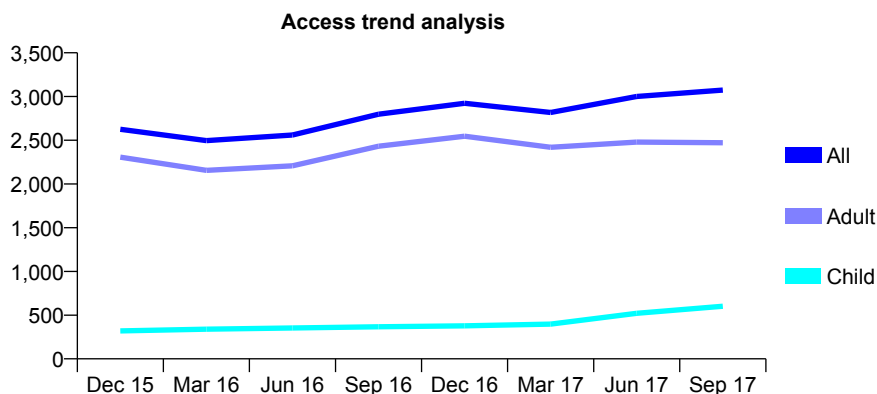
Q53 - Vital Signs At a Glance Contract Report for 101281/0149 - September 2017

Name or company name	OASIS DENTAL CARE LTD
Contract type name	GDS Contract
Purpose of contract	General
Contract start date	01/04/2006
Contract end date	

17/18 Contracted general activity (UDA)	7,534
Carry forward general activity (UDA)	0
17/18 Contracted orthodontic activity (UOA)	0
Carry forward orthodontic activity (UOA)	0
Baseline contract value	£185,358.54

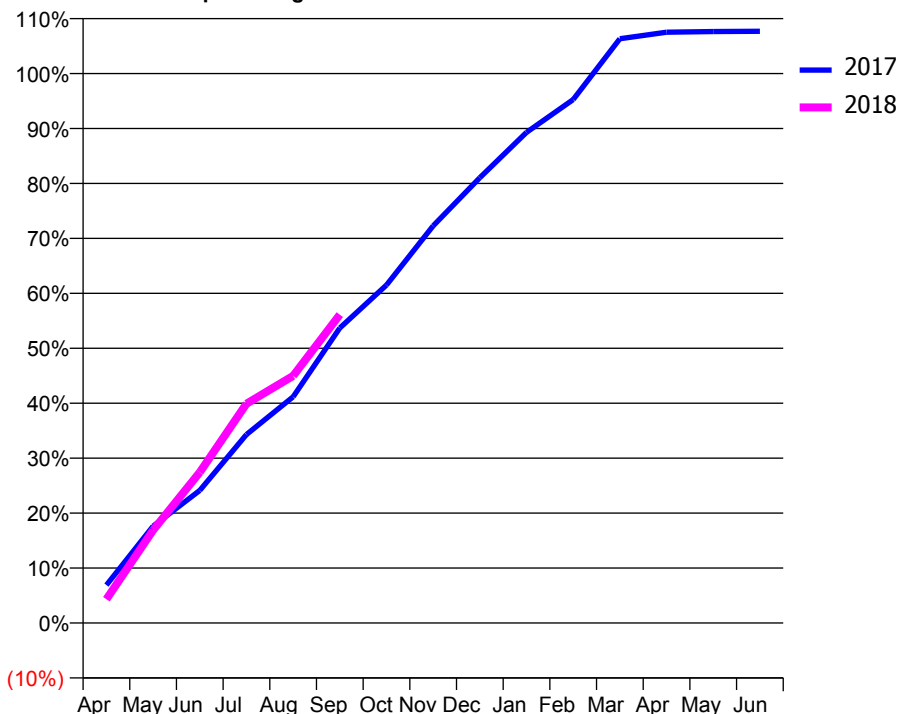
ACCESS*

Patients seen in 24 months	Total	Change since previous quarter
Quarter ending September 2016	2,798	
Quarter ending December 2016	2,923	↑
Quarter ending March 2017	2,817	↓
Quarter ending June 2017	3,000	↑
Quarter ending September 2017	3,073	↑
Variance since September 2016	9.8%	↑



ACTIVITY

Cumulative percentage of contracted UDA delivered 2017 & 2018



Month	Adjusted Scheduled Activity (UDA)	
	2017	2018
April	520	327
May	1,328	1,274
June	1,818	2,066
July	2,583	3,006
August	3,101	3,388
September	4,045	4,228
October	4,634	
November	5,445	
December	6,105	
January	6,727	
February	7,177	
March	8,010	
April	8,101	
May	8,110	
June	8,113	

QUALITY

	Quantity	Base Number	Contract	AT	Region	England
% of FP17s for the same patient ID Re-attending within 3 months - Children	25	527	4.7%	9.4%	11.6%	11.9%
% of FP17s for the same patient ID Re-attending within 3 months - Adults	183	1,977	9.3%	12.6%	15.2%	15.9%
% of FP17s for the same patient ID Re-attending between 3 & 9 months - Children	158	527	30.0%	58.5%	59.1%	58.1%
% of FP17s for the same patient ID Re-attending between 3 & 9 months - Adults	836	1,977	42.3%	49.8%	51.7%	50.6%
% of FP17s for Band 1 Urgent Courses	209	2,439	8.6%	7.0%	8.0%	9.1%
% of FP17s Relating to Free Repair or Replacements	17	2,439	0.7%	0.7%	0.8%	0.8%
% of FP17s Relating to Continuations	26	2,439	1.1%	1.1%	1.0%	1.1%
% of Patients satisfied with the dentistry they have received	7	7	N/A	91.7%	91.5%	91.4%
% of Patients satisfied with the time they had to wait for an appointment	6	7	N/A	90.2%	88.2%	87.7%

* This is based on patients treated on this contract for their most recent course of treatment. Figures in italics indicate the base number of FP17s or Patient Questionnaire responses are less than 100. N/A is shown where the base number of responses is less than 10 during the period. % is calculated as Quantity/Base number*100

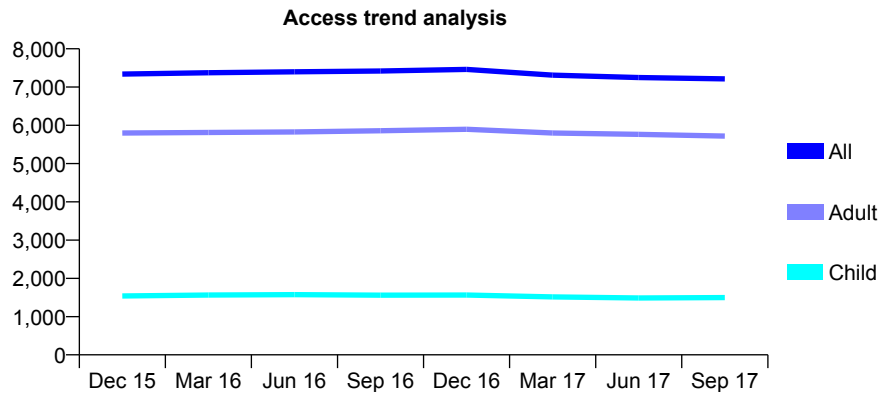
Q53 - Vital Signs At a Glance Contract Report for 101281/0164 - September 2017

Name or company name	OASIS DENTAL CARE LTD
Contract type name	GDS Contract
Purpose of contract	General
Contract start date	01/02/2007
Contract end date	

17/18 Contracted general activity (UDA)	21,454
Carry forward general activity (UDA)	0
17/18 Contracted orthodontic activity (UOA)	0
Carry forward orthodontic activity (UOA)	0
Baseline contract value	£442,865.24

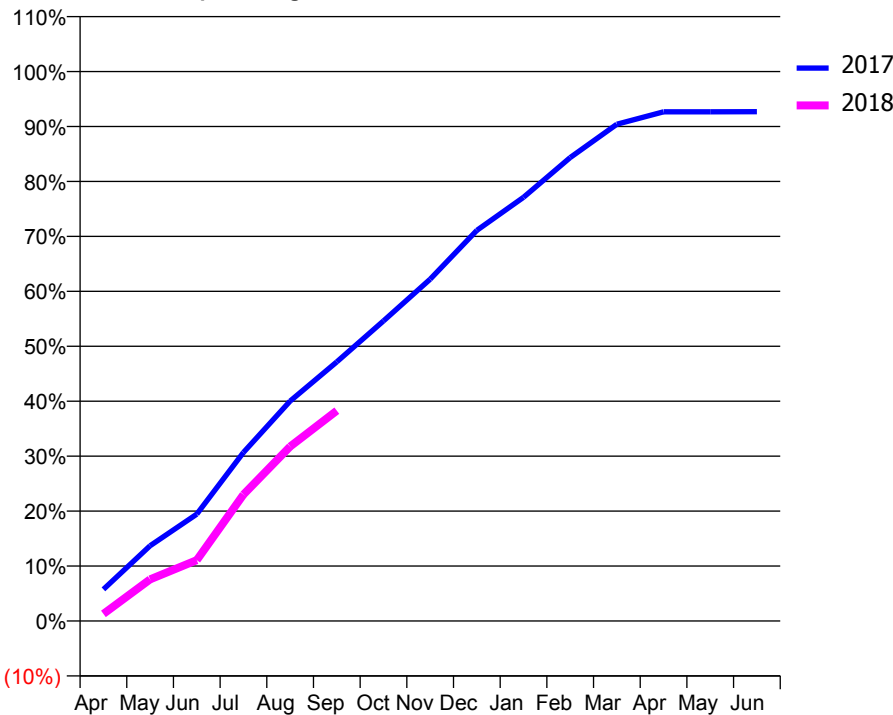
ACCESS*

Patients seen in 24 months	Total	Change since previous quarter
Quarter ending September 2016	7,418	
Quarter ending December 2016	7,460	→
Quarter ending March 2017	7,313	↓
Quarter ending June 2017	7,249	→
Quarter ending September 2017	7,213	→
Variance since September 2016	(2.8%)	↓



ACTIVITY

Cumulative percentage of contracted UDA delivered 2017 & 2018



Month	Adjusted Scheduled Activity (UDA)	
	2017	2018
April	1,238	276
May	2,939	1,627
June	4,172	2,376
July	6,583	4,936
August	8,588	6,812
September	10,116	8,212
October	11,719	
November	13,347	
December	15,254	
January	16,541	
February	18,094	
March	19,397	
April	19,879	
May	19,882	
June	19,885	

QUALITY

	Quantity	Base Number	Contract	AT	Region	England
% of FP17s for the same patient ID Re-attending within 3 months - Children	82	982	8.4%	9.4%	11.6%	11.9%
% of FP17s for the same patient ID Re-attending within 3 months - Adults	540	3,194	16.9%	12.6%	15.2%	15.9%
% of FP17s for the same patient ID Re-attending between 3 & 9 months - Children	564	982	57.4%	58.5%	59.1%	58.1%
% of FP17s for the same patient ID Re-attending between 3 & 9 months - Adults	1,371	3,194	42.9%	49.8%	51.7%	50.6%
% of FP17s for Band 1 Urgent Courses	260	3,957	6.6%	7.0%	8.0%	9.1%
% of FP17s Relating to Free Repair or Replacements	94	3,957	2.4%	0.7%	0.8%	0.8%
% of FP17s Relating to Continuations	177	3,957	4.5%	1.1%	1.0%	1.1%
% of Patients satisfied with the dentistry they have received	9	12	75.0%	91.7%	91.5%	91.4%
% of Patients satisfied with the time they had to wait for an appointment	12	12	100.0%	90.2%	88.2%	87.7%

* This is based on patients treated on this contract for their most recent course of treatment. Figures in italics indicate the base number of FP17s or Patient Questionnaire responses are less than 100. N/A is shown where the base number of responses is less than 10 during the period. % is calculated as Quantity/Base number*100

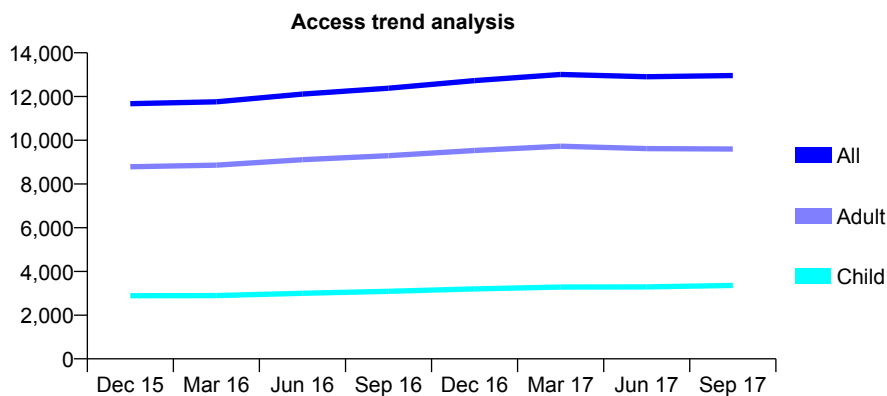
Q53 - Vital Signs At a Glance Contract Report for 101281/0166 - September 2017

Name or company name	OASIS DENTAL CARE LTD
Contract type name	GDS Contract
Purpose of contract	General
Contract start date	27/04/2007
Contract end date	

17/18 Contracted general activity (UDA)	34,800
Carry forward general activity (UDA)	0
17/18 Contracted orthodontic activity (UOA)	0
Carry forward orthodontic activity (UOA)	0
Baseline contract value	£718,360.69

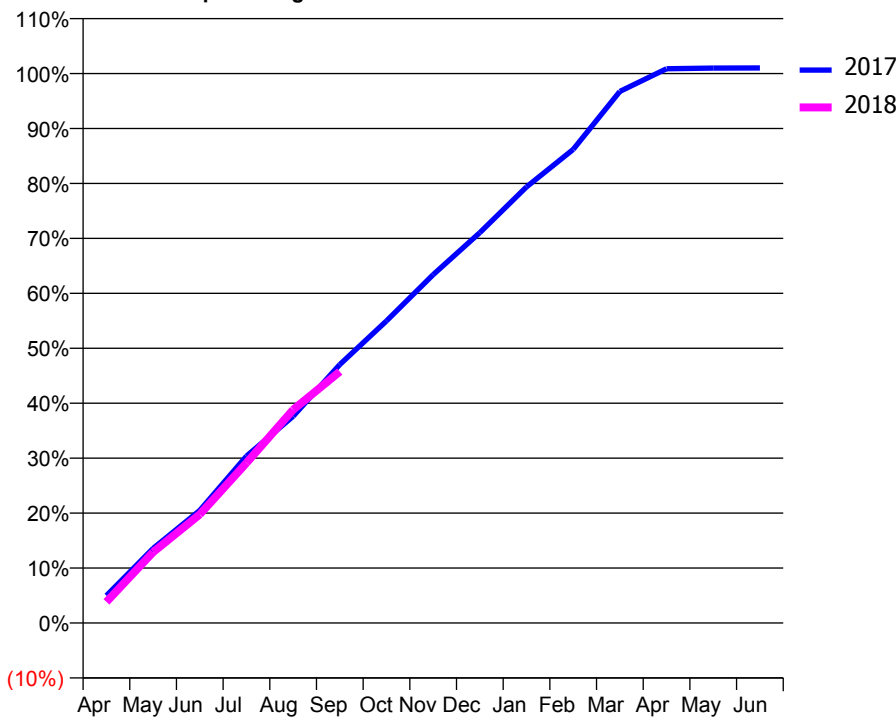
ACCESS*

Patients seen in 24 months	Total	Change since previous quarter
Quarter ending September 2016	12,382	
Quarter ending December 2016	12,731	↑
Quarter ending March 2017	13,011	↑
Quarter ending June 2017	12,906	→
Quarter ending September 2017	12,958	→
Variance since September 2016	4.7%	↑



ACTIVITY

Cumulative percentage of contracted UDA delivered 2017 & 2018



Month	Adjusted Scheduled Activity (UDA)	
	2017	2018
April	1,809	1,338
May	4,931	4,486
June	7,435	6,882
July	11,027	10,140
August	13,655	13,507
September	17,073	15,927
October	19,953	
November	23,014	
December	25,786	
January	28,813	
February	31,289	
March	35,116	
April	36,613	
May	36,657	
June	36,663	

QUALITY

	Quantity	Base Number	Contract	AT	Region	England
% of FP17s for the same patient ID Re-attending within 3 months - Children	215	2,705	7.9%	9.4%	11.6%	11.9%
% of FP17s for the same patient ID Re-attending within 3 months - Adults	1,088	6,983	15.6%	12.6%	15.2%	15.9%
% of FP17s for the same patient ID Re-attending between 3 & 9 months - Children	1,736	2,705	64.2%	58.5%	59.1%	58.1%
% of FP17s for the same patient ID Re-attending between 3 & 9 months - Adults	4,118	6,983	59.0%	49.8%	51.7%	50.6%
% of FP17s for Band 1 Urgent Courses	687	8,901	7.7%	7.0%	8.0%	9.1%
% of FP17s Relating to Free Repair or Replacements	182	8,901	2.0%	0.7%	0.8%	0.8%
% of FP17s Relating to Continuations	171	8,901	1.9%	1.1%	1.0%	1.1%
% of Patients satisfied with the dentistry they have received	25	26	96.2%	91.7%	91.5%	91.4%
% of Patients satisfied with the time they had to wait for an appointment	24	26	92.3%	90.2%	88.2%	87.7%

* This is based on patients treated on this contract for their most recent course of treatment. Figures in italics indicate the base number of FP17s or Patient Questionnaire responses are less than 100. N/A is shown where the base number of responses is less than 10 during the period. % is calculated as Quantity/Base number*100

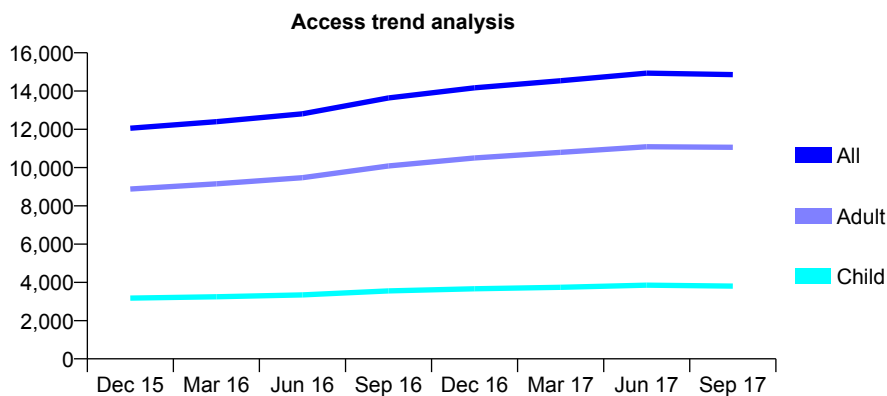
Q53 - Vital Signs At a Glance Contract Report for 101281/0172 - September 2017

Name or company name	OASIS DENTAL CARE LTD
Contract type name	GDS Contract
Purpose of contract	General
Contract start date	01/11/2007
Contract end date	

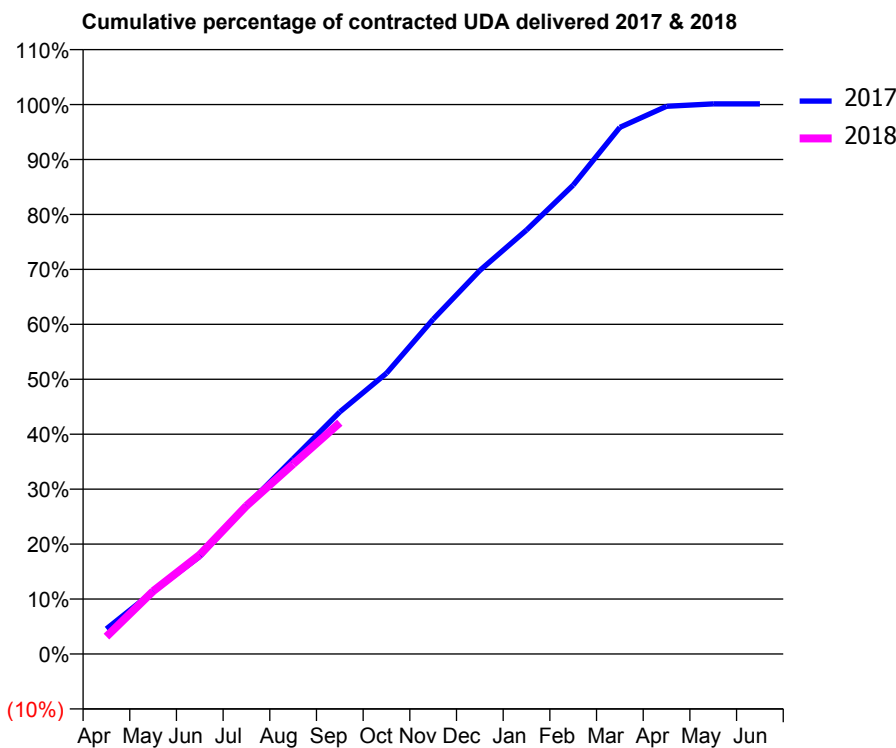
17/18 Contracted general activity (UDA)	40,086
Carry forward general activity (UDA)	-44
17/18 Contracted orthodontic activity (UOA)	0
Carry forward orthodontic activity (UOA)	0
Baseline contract value	£1,073,481.30

ACCESS*

Patients seen in 24 months	Total	Change since previous quarter
Quarter ending September 2016	13,640	
Quarter ending December 2016	14,172	↑
Quarter ending March 2017	14,539	↑
Quarter ending June 2017	14,940	↑
Quarter ending September 2017	14,862	→
Variance since September 2016	9.0%	↑



ACTIVITY



Month	Adjusted Scheduled Activity (UDA)	
	2017	2018
April	1,830	1,272
May	4,554	4,583
June	7,118	7,247
July	10,821	10,813
August	14,247	13,857
September	17,661	16,870
October	20,480	
November	24,422	
December	27,980	
January	30,924	
February	34,202	
March	38,417	
April	39,953	
May	40,131	
June	40,130	

QUALITY

	Quantity	Base Number	Contract	AT	Region	England
% of FP17s for the same patient ID Re-attending within 3 months - Children	642	3,419	18.8%	9.4%	11.6%	11.9%
% of FP17s for the same patient ID Re-attending within 3 months - Adults	901	6,833	13.2%	12.6%	15.2%	15.9%
% of FP17s for the same patient ID Re-attending between 3 & 9 months - Children	1,908	3,419	55.8%	58.5%	59.1%	58.1%
% of FP17s for the same patient ID Re-attending between 3 & 9 months - Adults	3,582	6,833	52.4%	49.8%	51.7%	50.6%
% of FP17s for Band 1 Urgent Courses	833	9,417	8.8%	7.0%	8.0%	9.1%
% of FP17s Relating to Free Repair or Replacements	37	9,417	0.4%	0.7%	0.8%	0.8%
% of FP17s Relating to Continuations	151	9,417	1.6%	1.1%	1.0%	1.1%
% of Patients satisfied with the dentistry they have received	14	16	87.5%	91.7%	91.5%	91.4%
% of Patients satisfied with the time they had to wait for an appointment	15	16	93.8%	90.2%	88.2%	87.7%

* This is based on patients treated on this contract for their most recent course of treatment. Figures in italics indicate the base number of FP17s or Patient Questionnaire responses are less than 100. N/A is shown where the base number of responses is less than 10 during the period. % is calculated as Quantity/Base number*100

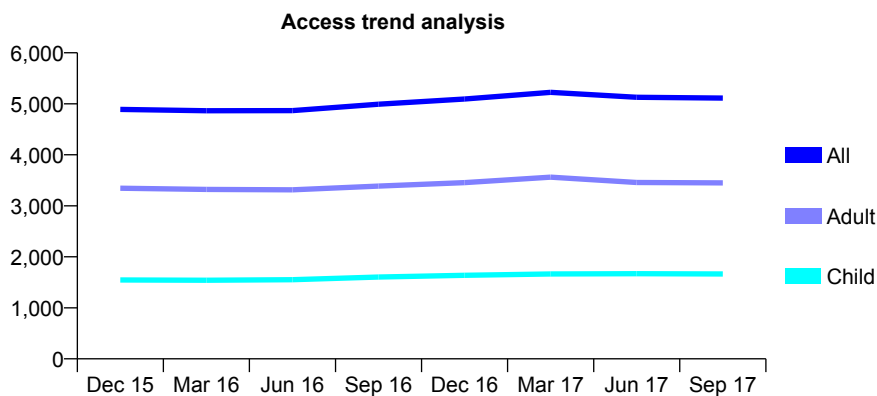
Q53 - Vital Signs At a Glance Contract Report for 101362/0005 - September 2017

Name or company name	Rodericks Dental Limited
Contract type name	GDS Contract
Purpose of contract	General
Contract start date	01/04/2008
Contract end date	

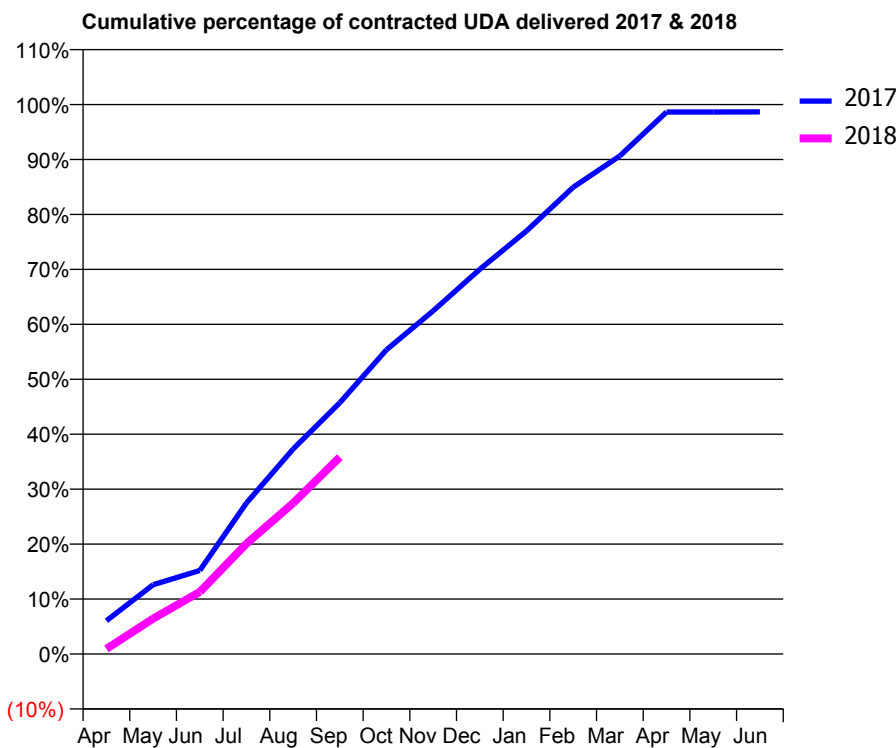
17/18 Contracted general activity (UDA)	14,000
Carry forward general activity (UDA)	189
17/18 Contracted orthodontic activity (UOA)	0
Carry forward orthodontic activity (UOA)	0
Baseline contract value	£330,442.37

ACCESS*

Patients seen in 24 months	Total	Change since previous quarter
Quarter ending September 2016	4,991	
Quarter ending December 2016	5,093	↑
Quarter ending March 2017	5,224	↑
Quarter ending June 2017	5,127	↓
Quarter ending September 2017	5,112	→
Variance since September 2016	2.4%	↑



ACTIVITY



Month	Adjusted Scheduled Activity (UDA)	
	2017	2018
April	846	130
May	1,766	901
June	2,130	1,582
July	3,849	2,810
August	5,222	3,845
September	6,403	5,015
October	7,752	
November	8,743	
December	9,802	
January	10,777	
February	11,892	
March	12,689	
April	13,810	
May	13,810	
June	13,811	

QUALITY

	Quantity	Base Number	Contract	AT	Region	England
% of FP17s for the same patient ID Re-attending within 3 months - Children	76	1,232	6.2%	9.4%	11.6%	11.9%
% of FP17s for the same patient ID Re-attending within 3 months - Adults	178	2,137	8.3%	12.6%	15.2%	15.9%
% of FP17s for the same patient ID Re-attending between 3 & 9 months - Children	680	1,232	55.2%	58.5%	59.1%	58.1%
% of FP17s for the same patient ID Re-attending between 3 & 9 months - Adults	1,105	2,137	51.7%	49.8%	51.7%	50.6%
% of FP17s for Band 1 Urgent Courses	99	2,523	3.9%	7.0%	8.0%	9.1%
% of FP17s Relating to Free Repair or Replacements	9	2,523	0.4%	0.7%	0.8%	0.8%
% of FP17s Relating to Continuations	9	2,523	0.4%	1.1%	1.0%	1.1%
% of Patients satisfied with the dentistry they have received	6	6	N/A	91.7%	91.5%	91.4%
% of Patients satisfied with the time they had to wait for an appointment	6	6	N/A	90.2%	88.2%	87.7%

* This is based on patients treated on this contract for their most recent course of treatment. Figures in italics indicate the base number of FP17s or Patient Questionnaire responses are less than 100. N/A is shown where the base number of responses is less than 10 during the period. % is calculated as Quantity/Base number*100

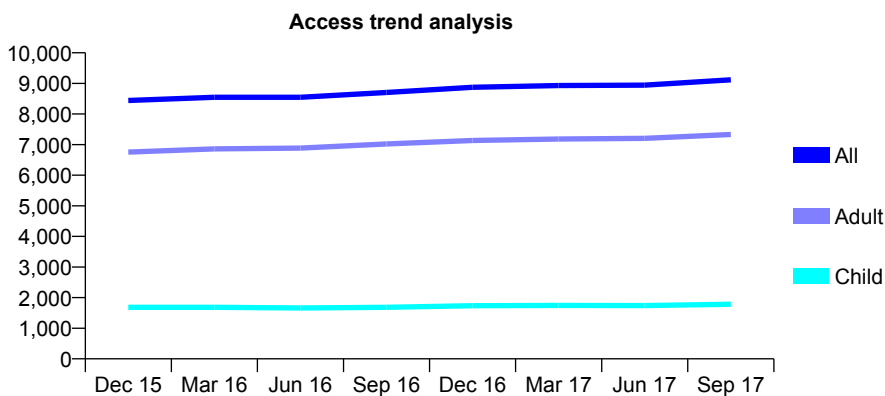
Q53 - Vital Signs At a Glance Contract Report for 101435/0091 - September 2017

Name or company name	IDH Limited
Contract type name	GDS Contract
Purpose of contract	General
Contract start date	01/03/2008
Contract end date	

17/18 Contracted general activity (UDA)	23,435
Carry forward general activity (UDA)	0
17/18 Contracted orthodontic activity (UOA)	0
Carry forward orthodontic activity (UOA)	0
Baseline contract value	£579,946.00

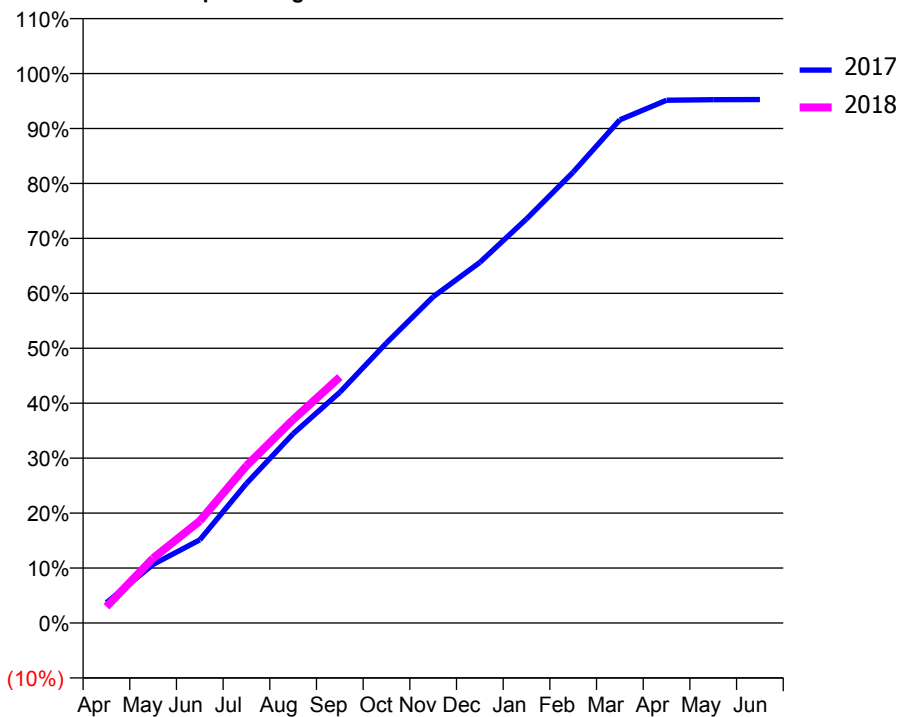
ACCESS*

Patients seen in 24 months	Total	Change since previous quarter
Quarter ending September 2016	8,704	
Quarter ending December 2016	8,872	→
Quarter ending March 2017	8,930	→
Quarter ending June 2017	8,945	→
Quarter ending September 2017	9,116	→
Variance since September 2016	4.7%	↑



ACTIVITY

Cumulative percentage of contracted UDA delivered 2017 & 2018



Month	Adjusted Scheduled Activity (UDA)	
	2017	2018
April	869	695
May	2,499	2,767
June	3,546	4,355
July	5,954	6,710
August	8,072	8,676
September	9,841	10,490
October	11,947	
November	13,912	
December	15,381	
January	17,235	
February	19,228	
March	21,459	
April	22,295	
May	22,317	
June	22,326	

QUALITY

	Quantity	Base Number	Contract	AT	Region	England
% of FP17s for the same patient ID Re-attending within 3 months - Children	63	1,343	4.7%	9.4%	11.6%	11.9%
% of FP17s for the same patient ID Re-attending within 3 months - Adults	578	4,697	12.3%	12.6%	15.2%	15.9%
% of FP17s for the same patient ID Re-attending between 3 & 9 months - Children	745	1,343	55.5%	58.5%	59.1%	58.1%
% of FP17s for the same patient ID Re-attending between 3 & 9 months - Adults	2,306	4,697	49.1%	49.8%	51.7%	50.6%
% of FP17s for Band 1 Urgent Courses	500	5,664	8.8%	7.0%	8.0%	9.1%
% of FP17s Relating to Free Repair or Replacements	29	5,664	0.5%	0.7%	0.8%	0.8%
% of FP17s Relating to Continuations	68	5,664	1.2%	1.1%	1.0%	1.1%
% of Patients satisfied with the dentistry they have received	17	17	100.0%	91.7%	91.5%	91.4%
% of Patients satisfied with the time they had to wait for an appointment	17	17	100.0%	90.2%	88.2%	87.7%

* This is based on patients treated on this contract for their most recent course of treatment. Figures in italics indicate the base number of FP17s or Patient Questionnaire responses are less than 100. N/A is shown where the base number of responses is less than 10 during the period. % is calculated as Quantity/Base number*100

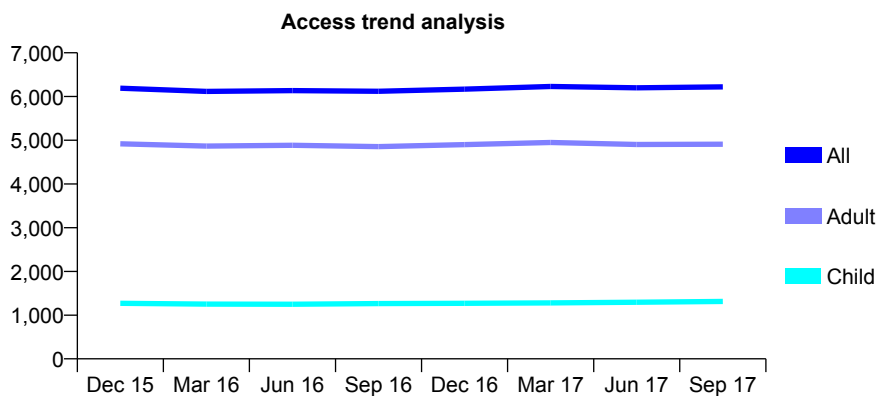
Q53 - Vital Signs At a Glance Contract Report for 101435/0098 - September 2017

Name or company name	IDH Limited
Contract type name	GDS Contract
Purpose of contract	General
Contract start date	01/05/2008
Contract end date	

17/18 Contracted general activity (UDA)	17,250
Carry forward general activity (UDA)	0
17/18 Contracted orthodontic activity (UOA)	0
Carry forward orthodontic activity (UOA)	0
Baseline contract value	£407,745.23

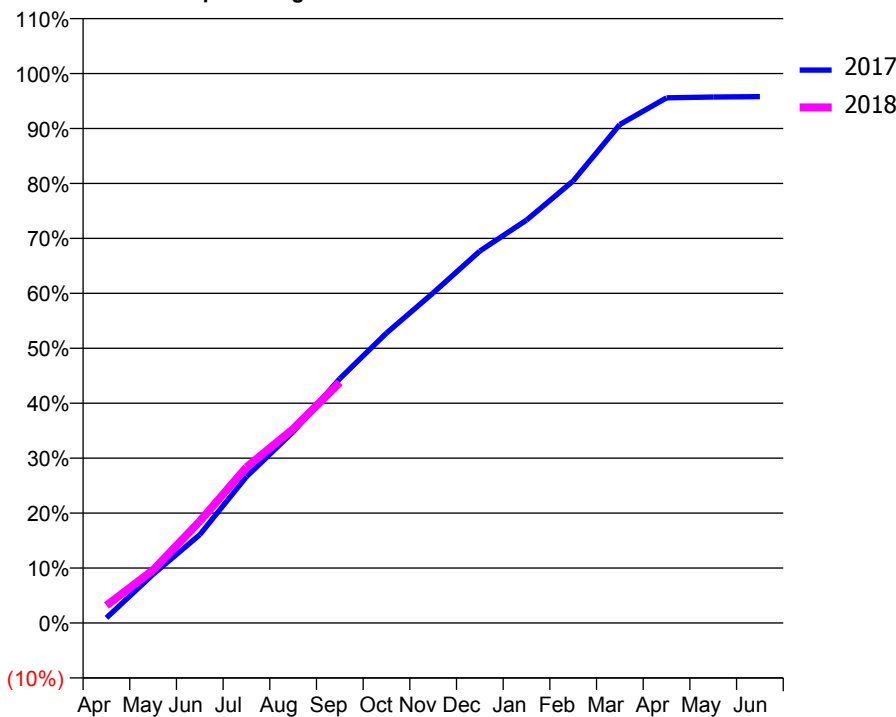
ACCESS*

Patients seen in 24 months	Total	Change since previous quarter
Quarter ending September 2016	6,119	
Quarter ending December 2016	6,168	→
Quarter ending March 2017	6,229	→
Quarter ending June 2017	6,198	→
Quarter ending September 2017	6,222	→
Variance since September 2016	1.7%	→



ACTIVITY

Cumulative percentage of contracted UDA delivered 2017 & 2018



Month	Adjusted Scheduled Activity (UDA)	
	2017	2018
April	162	552
May	1,529	1,664
June	2,773	3,194
July	4,595	4,890
August	6,001	6,091
September	7,672	7,554
October	9,103	
November	10,364	
December	11,677	
January	12,648	
February	13,878	
March	15,648	
April	16,488	
May	16,512	
June	16,525	

QUALITY

	Quantity	Base Number	Contract	AT	Region	England
% of FP17s for the same patient ID Re-attending within 3 months - Children	37	791	4.7%	9.4%	11.6%	11.9%
% of FP17s for the same patient ID Re-attending within 3 months - Adults	197	2,557	7.7%	12.6%	15.2%	15.9%
% of FP17s for the same patient ID Re-attending between 3 & 9 months - Children	335	791	42.4%	58.5%	59.1%	58.1%
% of FP17s for the same patient ID Re-attending between 3 & 9 months - Adults	1,004	2,557	39.3%	49.8%	51.7%	50.6%
% of FP17s for Band 1 Urgent Courses	141	3,048	4.6%	7.0%	8.0%	9.1%
% of FP17s Relating to Free Repair or Replacements	17	3,048	0.6%	0.7%	0.8%	0.8%
% of FP17s Relating to Continuations	33	3,048	1.1%	1.1%	1.0%	1.1%
% of Patients satisfied with the dentistry they have received	30	34	88.2%	91.7%	91.5%	91.4%
% of Patients satisfied with the time they had to wait for an appointment	30	34	88.2%	90.2%	88.2%	87.7%

* This is based on patients treated on this contract for their most recent course of treatment. Figures in italics indicate the base number of FP17s or Patient Questionnaire responses are less than 100. N/A is shown where the base number of responses is less than 10 during the period. % is calculated as Quantity/Base number*100

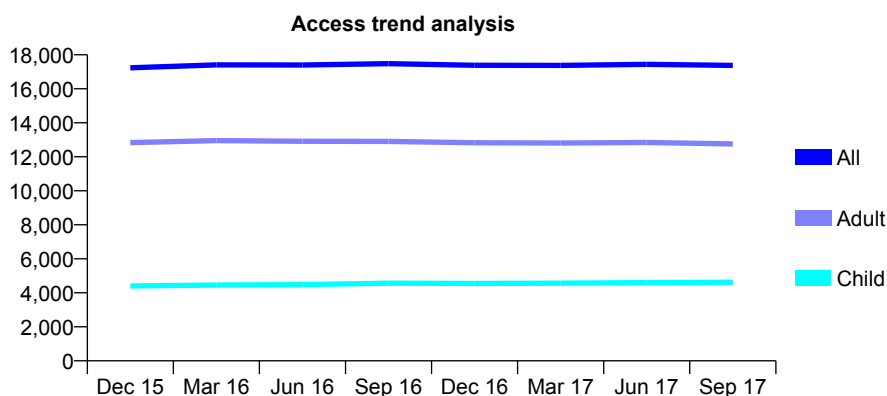
Q53 - Vital Signs At a Glance Contract Report for 101435/0102 - September 2017

Name or company name	IDH Limited
Contract type name	GDS Contract
Purpose of contract	General
Contract start date	01/06/2008
Contract end date	

17/18 Contracted general activity (UDA)	54,777
Carry forward general activity (UDA)	0
17/18 Contracted orthodontic activity (UOA)	0
Carry forward orthodontic activity (UOA)	0
Baseline contract value	£1,451,035.05

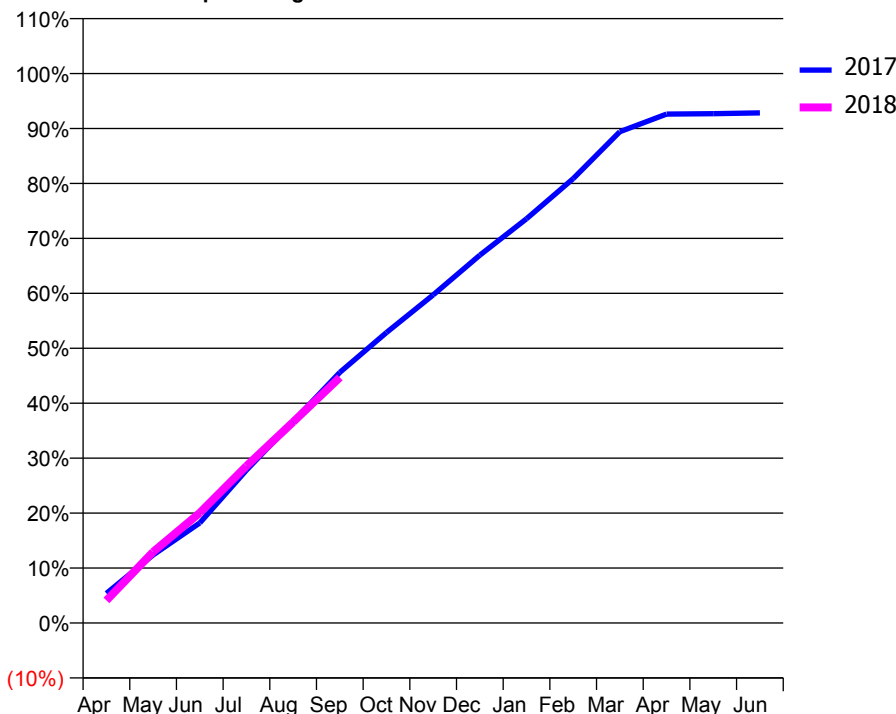
ACCESS*

Patients seen in 24 months	Total	Change since previous quarter
Quarter ending September 2016	17,481	
Quarter ending December 2016	17,383	→
Quarter ending March 2017	17,376	→
Quarter ending June 2017	17,443	→
Quarter ending September 2017	17,376	→
Variance since September 2016	(0.6%)	→



ACTIVITY

Cumulative percentage of contracted UDA delivered 2017 & 2018



Month	Adjusted Scheduled Activity (UDA)	
	2017	2018
April	2,952	2,254
May	6,785	7,097
June	9,972	10,989
July	15,238	15,654
August	20,089	20,038
September	24,978	24,477
October	28,954	
November	32,713	
December	36,673	
January	40,295	
February	44,295	
March	48,975	
April	50,737	
May	50,768	
June	50,854	

QUALITY

	Quantity	Base Number	Contract	AT	Region	England
% of FP17s for the same patient ID Re-attending within 3 months - Children	195	3,411	5.7%	9.4%	11.6%	11.9%
% of FP17s for the same patient ID Re-attending within 3 months - Adults	1,161	8,714	13.3%	12.6%	15.2%	15.9%
% of FP17s for the same patient ID Re-attending between 3 & 9 months - Children	2,015	3,411	59.1%	58.5%	59.1%	58.1%
% of FP17s for the same patient ID Re-attending between 3 & 9 months - Adults	4,710	8,714	54.1%	49.8%	51.7%	50.6%
% of FP17s for Band 1 Urgent Courses	594	11,242	5.3%	7.0%	8.0%	9.1%
% of FP17s Relating to Free Repair or Replacements	126	11,242	1.1%	0.7%	0.8%	0.8%
% of FP17s Relating to Continuations	246	11,242	2.2%	1.1%	1.0%	1.1%
% of Patients satisfied with the dentistry they have received	30	31	96.8%	91.7%	91.5%	91.4%
% of Patients satisfied with the time they had to wait for an appointment	28	31	90.3%	90.2%	88.2%	87.7%

* This is based on patients treated on this contract for their most recent course of treatment. Figures in italics indicate the base number of FP17s or Patient Questionnaire responses are less than 100. N/A is shown where the base number of responses is less than 10 during the period. % is calculated as Quantity/Base number*100

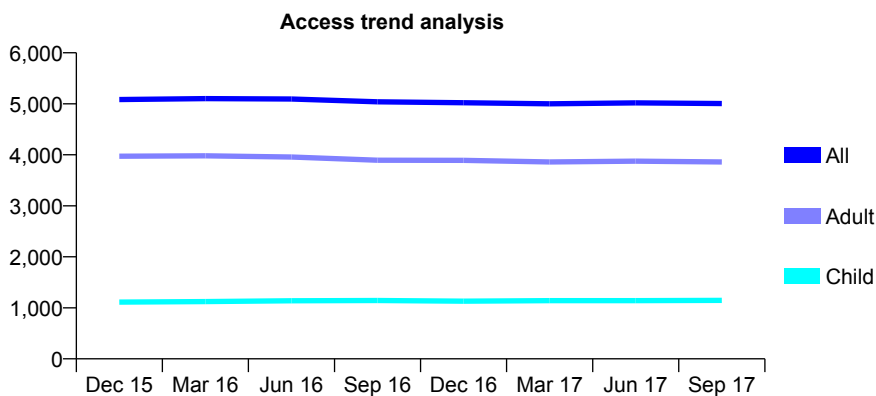
Q53 - Vital Signs At a Glance Contract Report for 101796/0001 - September 2017

Name or company name	Villimaitis/Vilimaitiene
Contract type name	GDS Contract
Purpose of contract	General
Contract start date	01/12/2013
Contract end date	

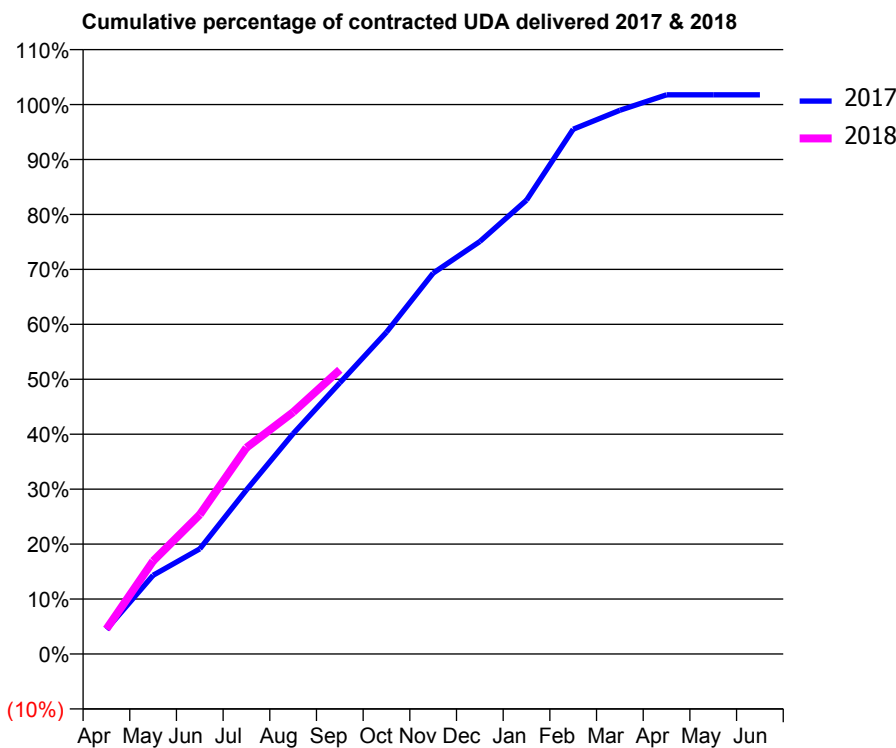
17/18 Contracted general activity (UDA)	11,200
Carry forward general activity (UDA)	-197
17/18 Contracted orthodontic activity (UOA)	0
Carry forward orthodontic activity (UOA)	0
Baseline contract value	£324,148.95

ACCESS*

Patients seen in 24 months	Total	Change since previous quarter
Quarter ending September 2016	5,040	
Quarter ending December 2016	5,021	→
Quarter ending March 2017	5,001	→
Quarter ending June 2017	5,017	→
Quarter ending September 2017	5,006	→
Variance since September 2016	(0.7%)	→



ACTIVITY



Month	Adjusted Scheduled Activity (UDA)	
	2017	2018
April	500	510
May	1,605	1,895
June	2,142	2,842
July	3,345	4,205
August	4,492	4,929
September	5,528	5,794
October	6,559	
November	7,764	
December	8,408	
January	9,250	
February	10,695	
March	11,081	
April	11,396	
May	11,396	
June	11,396	

QUALITY

	Quantity	Base Number	Contract	AT	Region	England
% of FP17s for the same patient ID Re-attending within 3 months - Children	54	1,015	5.3%	9.4%	11.6%	11.9%
% of FP17s for the same patient ID Re-attending within 3 months - Adults	131	2,231	5.9%	12.6%	15.2%	15.9%
% of FP17s for the same patient ID Re-attending between 3 & 9 months - Children	663	1,015	65.3%	58.5%	59.1%	58.1%
% of FP17s for the same patient ID Re-attending between 3 & 9 months - Adults	855	2,231	38.3%	49.8%	51.7%	50.6%
% of FP17s for Band 1 Urgent Courses	205	3,040	6.7%	7.0%	8.0%	9.1%
% of FP17s Relating to Free Repair or Replacements	19	3,040	0.6%	0.7%	0.8%	0.8%
% of FP17s Relating to Continuations	21	3,040	0.7%	1.1%	1.0%	1.1%
% of Patients satisfied with the dentistry they have received	15	15	100.0%	91.7%	91.5%	91.4%
% of Patients satisfied with the time they had to wait for an appointment	12	15	80.0%	90.2%	88.2%	87.7%

* This is based on patients treated on this contract for their most recent course of treatment. Figures in italics indicate the base number of FP17s or Patient Questionnaire responses are less than 100. N/A is shown where the base number of responses is less than 10 during the period. % is calculated as Quantity/Base number*100

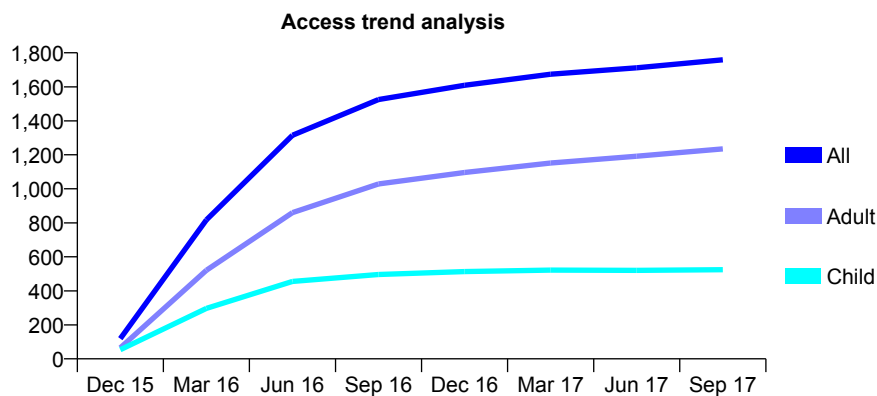
Q53 - Vital Signs At a Glance Contract Report for 103063/0001 - September 2017

Name or company name	MR KS RATRA
Contract type name	GDS Contract
Purpose of contract	General
Contract start date	01/12/2015
Contract end date	

17/18 Contracted general activity (UDA)	4,910
Carry forward general activity (UDA)	-99
17/18 Contracted orthodontic activity (UOA)	0
Carry forward orthodontic activity (UOA)	0
Baseline contract value	£130,533.78

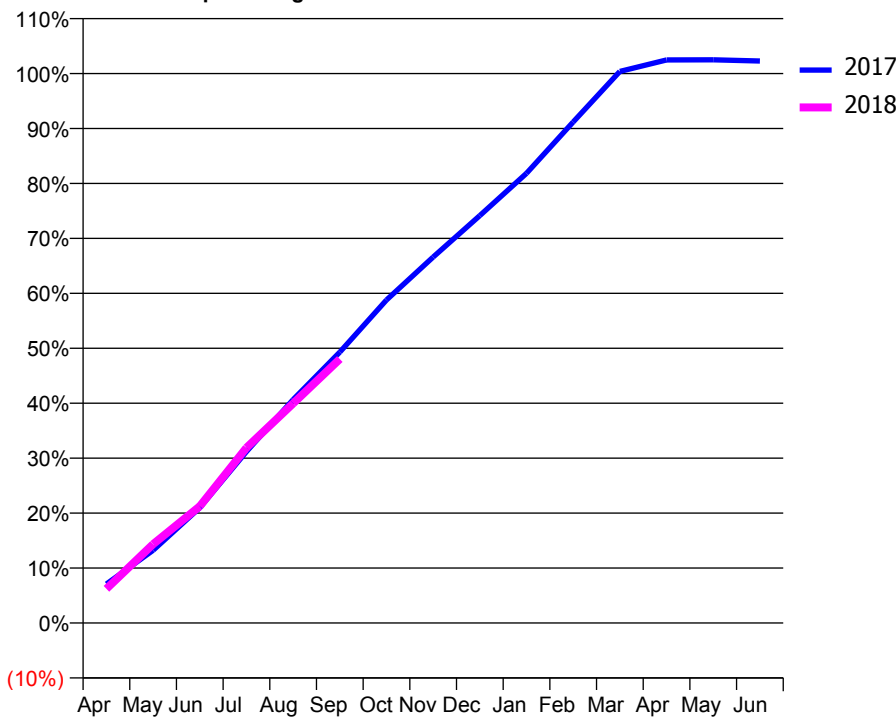
ACCESS*

Patients seen in 24 months	Total	Change since previous quarter
Quarter ending September 2016	1,525	
Quarter ending December 2016	1,609	↑
Quarter ending March 2017	1,674	↑
Quarter ending June 2017	1,712	↑
Quarter ending September 2017	1,759	↑
Variance since September 2016	15.3%	↑



ACTIVITY

Cumulative percentage of contracted UDA delivered 2017 & 2018



Month	Adjusted Scheduled Activity (UDA)	
	2017	2018
April	348	306
May	650	704
June	1,031	1,044
July	1,532	1,566
August	1,996	1,962
September	2,420	2,358
October	2,887	
November	3,270	
December	3,640	
January	4,019	
February	4,477	
March	4,929	
April	5,032	
May	5,033	
June	5,022	

QUALITY

	Quantity	Base Number	Contract	AT	Region	England
% of FP17s for the same patient ID Re-attending within 3 months - Children	43	435	9.9%	9.4%	11.6%	11.9%
% of FP17s for the same patient ID Re-attending within 3 months - Adults	133	921	14.4%	12.6%	15.2%	15.9%
% of FP17s for the same patient ID Re-attending between 3 & 9 months - Children	308	435	70.8%	58.5%	59.1%	58.1%
% of FP17s for the same patient ID Re-attending between 3 & 9 months - Adults	591	921	64.2%	49.8%	51.7%	50.6%
% of FP17s for Band 1 Urgent Courses	31	1,293	2.4%	7.0%	8.0%	9.1%
% of FP17s Relating to Free Repair or Replacements	23	1,293	1.8%	0.7%	0.8%	0.8%
% of FP17s Relating to Continuations	13	1,293	1.0%	1.1%	1.0%	1.1%
% of Patients satisfied with the dentistry they have received	4	4	N/A	91.7%	91.5%	91.4%
% of Patients satisfied with the time they had to wait for an appointment	3	4	N/A	90.2%	88.2%	87.7%

* This is based on patients treated on this contract for their most recent course of treatment. Figures in italics indicate the base number of FP17s or Patient Questionnaire responses are less than 100. N/A is shown where the base number of responses is less than 10 during the period. % is calculated as Quantity/Base number*100

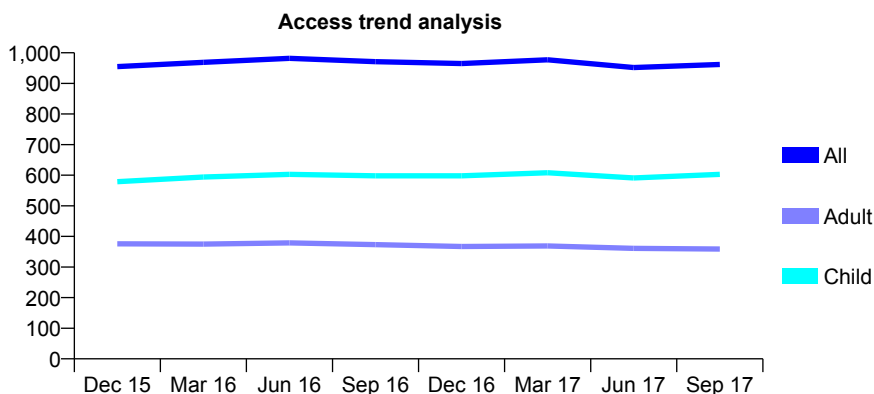
Q53 - Vital Signs At a Glance Contract Report for 105341/0001 - September 2017

Name or company name	Rossmamor Limited
Contract type name	GDS Contract
Purpose of contract	General
Contract start date	01/04/2010
Contract end date	

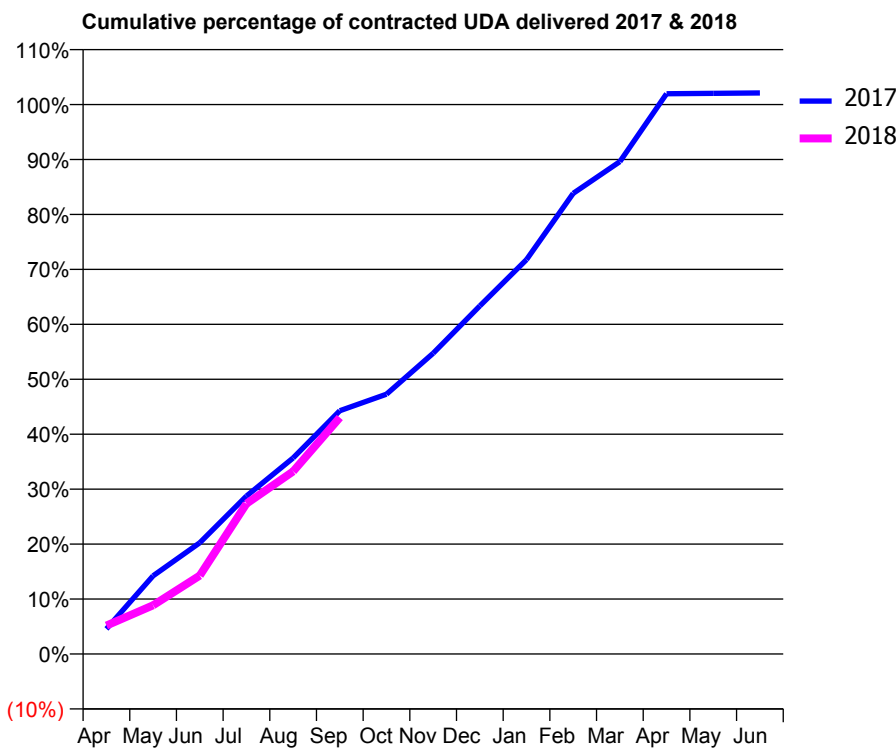
17/18 Contracted general activity (UDA)	2,800
Carry forward general activity (UDA)	-56
17/18 Contracted orthodontic activity (UOA)	0
Carry forward orthodontic activity (UOA)	0
Baseline contract value	£82,871.31

ACCESS*

Patients seen in 24 months	Total	Change since previous quarter
Quarter ending September 2016	971	
Quarter ending December 2016	965	→
Quarter ending March 2017	977	→
Quarter ending June 2017	952	↓
Quarter ending September 2017	962	→
Variance since September 2016	(0.9%)	→



ACTIVITY



Month	Adjusted Scheduled Activity (UDA)	
	2017	2018
April	128	145
May	398	249
June	567	400
July	805	766
August	999	930
September	1,239	1,205
October	1,324	
November	1,532	
December	1,774	
January	2,010	
February	2,347	
March	2,509	
April	2,855	
May	2,857	
June	2,859	

QUALITY

	Quantity	Base Number	Contract	AT	Region	England
% of FP17s for the same patient ID Re-attending within 3 months - Children	74	565	13.1%	9.4%	11.6%	11.9%
% of FP17s for the same patient ID Re-attending within 3 months - Adults	65	292	22.3%	12.6%	15.2%	15.9%
% of FP17s for the same patient ID Re-attending between 3 & 9 months - Children	356	565	63.0%	58.5%	59.1%	58.1%
% of FP17s for the same patient ID Re-attending between 3 & 9 months - Adults	177	292	60.6%	49.8%	51.7%	50.6%
% of FP17s for Band 1 Urgent Courses	36	672	5.4%	7.0%	8.0%	9.1%
% of FP17s Relating to Free Repair or Replacements	0	672	0.0%	0.7%	0.8%	0.8%
% of FP17s Relating to Continuations	0	672	0.0%	1.1%	1.0%	1.1%
% of Patients satisfied with the dentistry they have received	3	4	N/A	91.7%	91.5%	91.4%
% of Patients satisfied with the time they had to wait for an appointment	4	4	N/A	90.2%	88.2%	87.7%

* This is based on patients treated on this contract for their most recent course of treatment. Figures in italics indicate the base number of FP17s or Patient Questionnaire responses are less than 100. N/A is shown where the base number of responses is less than 10 during the period. % is calculated as Quantity/Base number*100

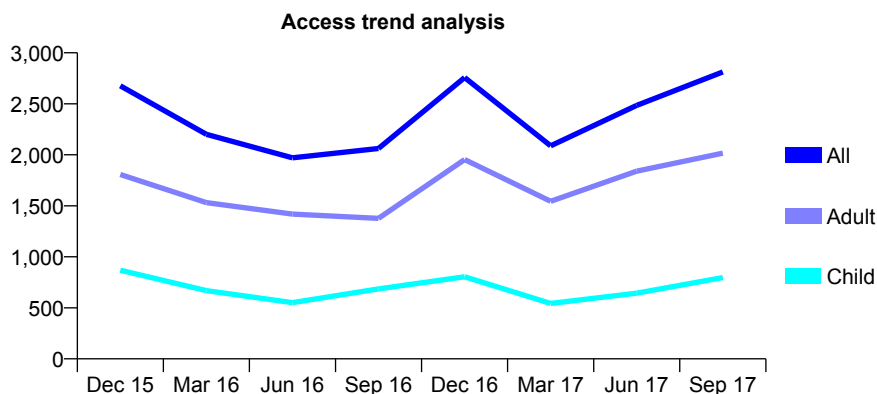
Q53 - Vital Signs At a Glance Contract Report for 109789/0001 - September 2017

Name or company name	Dental Surgery, 60 Long Street
Contract type name	GDS Contract
Purpose of contract	General
Contract start date	01/04/2014
Contract end date	

17/18 Contracted general activity (UDA)	6,414
Carry forward general activity (UDA)	-129
17/18 Contracted orthodontic activity (UOA)	0
Carry forward orthodontic activity (UOA)	0
Baseline contract value	£148,385.30

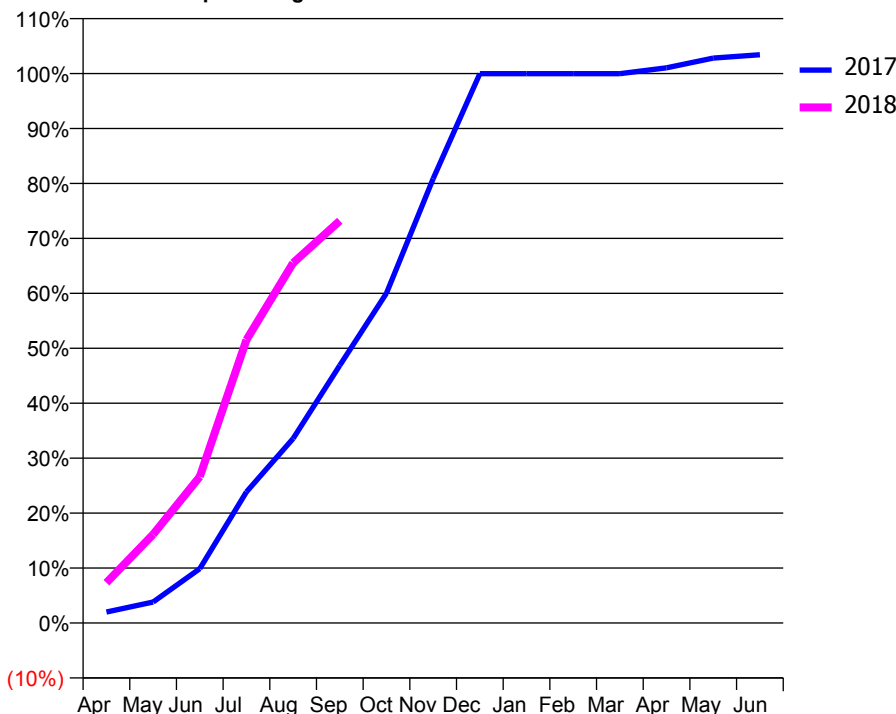
ACCESS*

Patients seen in 24 months	Total	Change since previous quarter
Quarter ending September 2016	2,062	
Quarter ending December 2016	2,758	↑
Quarter ending March 2017	2,088	↓
Quarter ending June 2017	2,484	↑
Quarter ending September 2017	2,813	↑
Variance since September 2016	36.4%	↑



ACTIVITY

Cumulative percentage of contracted UDA delivered 2017 & 2018



Adjusted Scheduled Activity (UDA)

Month	2017	2018
April	128	470
May	244	1,035
June	635	1,709
July	1,531	3,305
August	2,154	4,203
September	3,008	4,695
October	3,851	
November	5,187	
December	6,411	
January	6,411	
February	6,411	
March	6,411	
April	6,480	
May	6,594	
June	6,633	

QUALITY

	Quantity	Base Number	Contract	AT	Region	England
% of FP17s for the same patient ID Re-attending within 3 months - Children	32	667	4.8%	9.4%	11.6%	11.9%
% of FP17s for the same patient ID Re-attending within 3 months - Adults	125	1,438	8.7%	12.6%	15.2%	15.9%
% of FP17s for the same patient ID Re-attending between 3 & 9 months - Children	185	667	27.7%	58.5%	59.1%	58.1%
% of FP17s for the same patient ID Re-attending between 3 & 9 months - Adults	404	1,438	28.1%	49.8%	51.7%	50.6%
% of FP17s for Band 1 Urgent Courses	155	2,013	7.7%	7.0%	8.0%	9.1%
% of FP17s Relating to Free Repair or Replacements	12	2,013	0.6%	0.7%	0.8%	0.8%
% of FP17s Relating to Continuations	10	2,013	0.5%	1.1%	1.0%	1.1%
% of Patients satisfied with the dentistry they have received	8	9	N/A	91.7%	91.5%	91.4%
% of Patients satisfied with the time they had to wait for an appointment	9	9	N/A	90.2%	88.2%	87.7%

* This is based on patients treated on this contract for their most recent course of treatment. Figures in italics indicate the base number of FP17s or Patient Questionnaire responses are less than 100. N/A is shown where the base number of responses is less than 10 during the period. % is calculated as Quantity/Base number*100

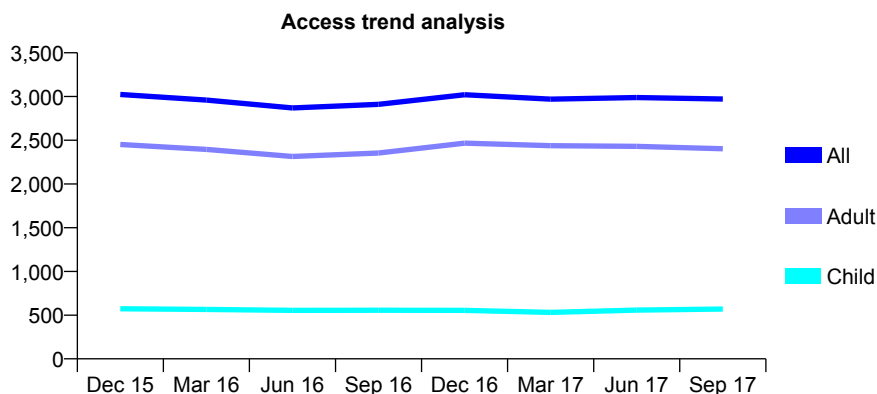
Q53 - Vital Signs At a Glance Contract Report for 109975/0001 - September 2017

Name or company name	165 Long Street, Atherstone
Contract type name	GDS Contract
Purpose of contract	General
Contract start date	01/03/2011
Contract end date	

17/18 Contracted general activity (UDA)	7,887
Carry forward general activity (UDA)	-158
17/18 Contracted orthodontic activity (UOA)	0
Carry forward orthodontic activity (UOA)	0
Baseline contract value	£171,103.24

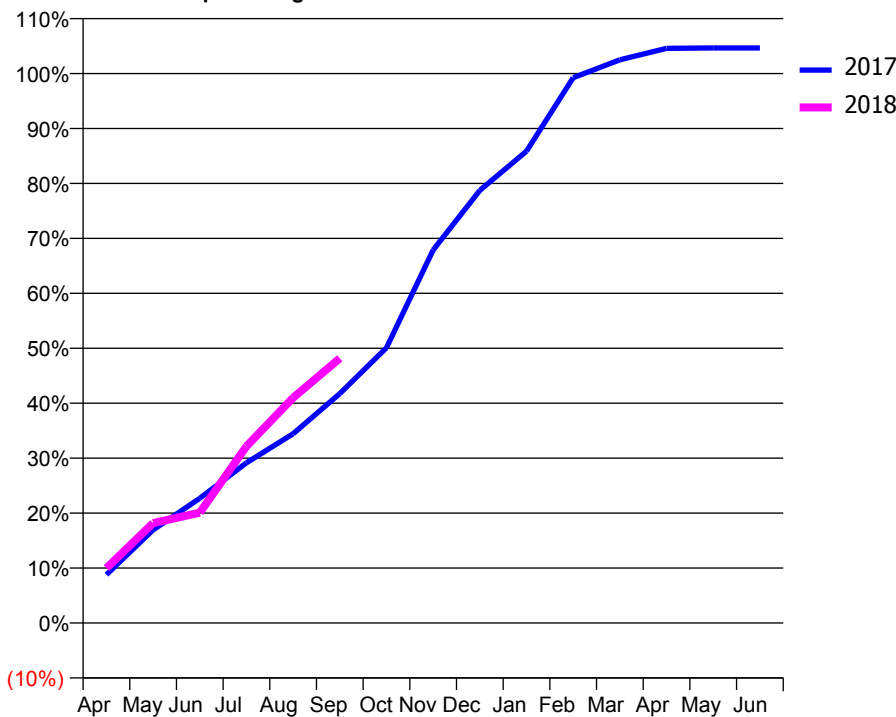
ACCESS*

Patients seen in 24 months	Total	Change since previous quarter
Quarter ending September 2016	2,910	
Quarter ending December 2016	3,021	↑
Quarter ending March 2017	2,970	↓
Quarter ending June 2017	2,988	→
Quarter ending September 2017	2,972	→
Variance since September 2016	2.1%	↑



ACTIVITY

Cumulative percentage of contracted UDA delivered 2017 & 2018



Month	Adjusted Scheduled Activity (UDA)	
	2017	2018
April	693	787
May	1,336	1,435
June	1,790	1,584
July	2,299	2,538
August	2,717	3,234
September	3,292	3,800
October	3,950	
November	5,354	
December	6,210	
January	6,773	
February	7,826	
March	8,083	
April	8,247	
May	8,253	
June	8,253	

QUALITY

	Quantity	Base Number	Contract	AT	Region	England
% of FP17s for the same patient ID Re-attending within 3 months - Children	46	460	10.0%	9.4%	11.6%	11.9%
% of FP17s for the same patient ID Re-attending within 3 months - Adults	135	902	15.0%	12.6%	15.2%	15.9%
% of FP17s for the same patient ID Re-attending between 3 & 9 months - Children	254	460	55.2%	58.5%	59.1%	58.1%
% of FP17s for the same patient ID Re-attending between 3 & 9 months - Adults	412	902	45.7%	49.8%	51.7%	50.6%
% of FP17s for Band 1 Urgent Courses	107	1,295	8.3%	7.0%	8.0%	9.1%
% of FP17s Relating to Free Repair or Replacements	17	1,295	1.3%	0.7%	0.8%	0.8%
% of FP17s Relating to Continuations	15	1,295	1.2%	1.1%	1.0%	1.1%
% of Patients satisfied with the dentistry they have received	4	6	N/A	91.7%	91.5%	91.4%
% of Patients satisfied with the time they had to wait for an appointment	6	6	N/A	90.2%	88.2%	87.7%

* This is based on patients treated on this contract for their most recent course of treatment. Figures in italics indicate the base number of FP17s or Patient Questionnaire responses are less than 100. N/A is shown where the base number of responses is less than 10 during the period. % is calculated as Quantity/Base number*100

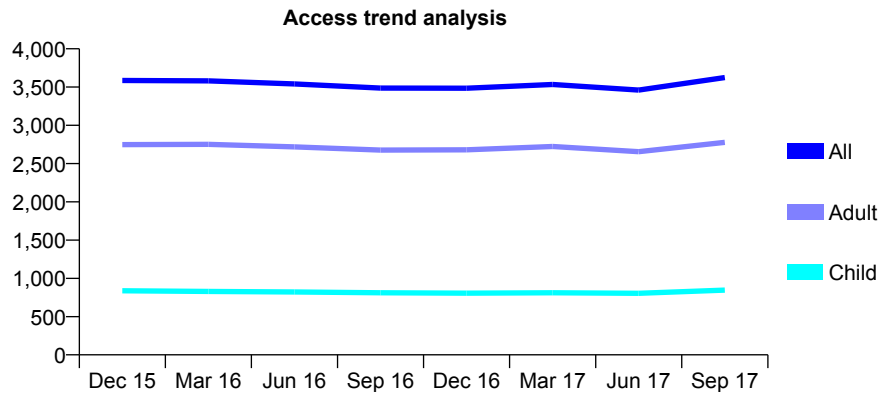
Q53 - Vital Signs At a Glance Contract Report for 113131/0001 - September 2017

Name or company name	76Dental
Contract type name	GDS Contract
Purpose of contract	General
Contract start date	01/04/2011
Contract end date	

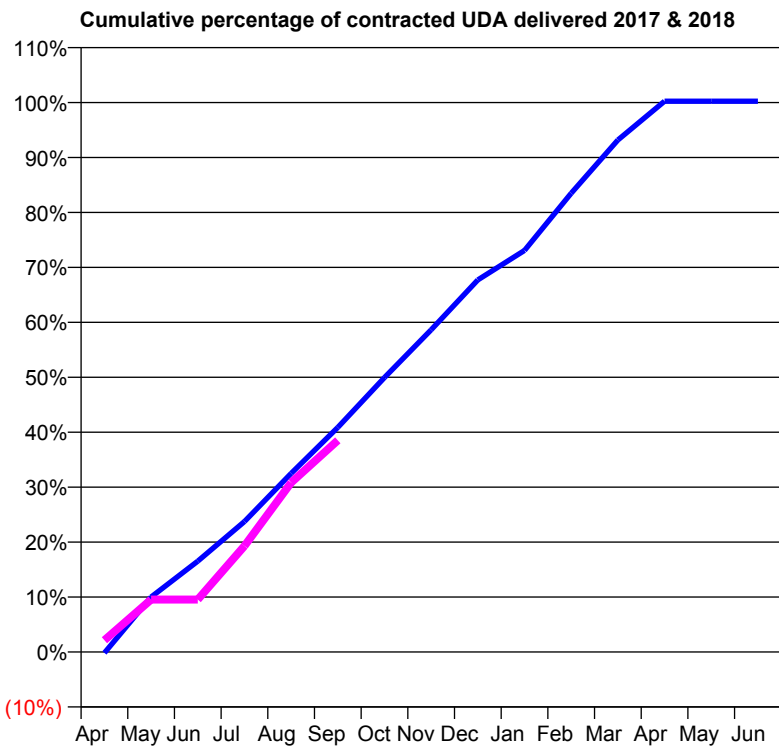
17/18 Contracted general activity (UDA)	11,219
Carry forward general activity (UDA)	0
17/18 Contracted orthodontic activity (UOA)	0
Carry forward orthodontic activity (UOA)	0
Baseline contract value	£321,125.43

ACCESS*

Patients seen in 24 months	Total	Change since previous quarter
Quarter ending September 2016	3,487	
Quarter ending December 2016	3,485	→
Quarter ending March 2017	3,534	→
Quarter ending June 2017	3,461	↓
Quarter ending September 2017	3,624	↑
Variance since September 2016	3.9%	↑



ACTIVITY



Month	Adjusted Scheduled Activity (UDA)	
	2017	2018
April	-21	241
May	1,123	1,073
June	1,854	1,073
July	2,664	2,166
August	3,647	3,458
September	4,587	4,321
October	5,604	
November	6,578	
December	7,598	
January	8,199	
February	9,366	
March	10,454	
April	11,245	
May	11,245	
June	11,245	

QUALITY

	Quantity	Base Number	Contract	AT	Region	England
% of FP17s for the same patient ID Re-attending within 3 months - Children	31	654	4.7%	9.4%	11.6%	11.9%
% of FP17s for the same patient ID Re-attending within 3 months - Adults	194	1,956	9.9%	12.6%	15.2%	15.9%
% of FP17s for the same patient ID Re-attending between 3 & 9 months - Children	388	654	59.3%	58.5%	59.1%	58.1%
% of FP17s for the same patient ID Re-attending between 3 & 9 months - Adults	1,131	1,956	57.8%	49.8%	51.7%	50.6%
% of FP17s for Band 1 Urgent Courses	97	2,298	4.2%	7.0%	8.0%	9.1%
% of FP17s Relating to Free Repair or Replacements	24	2,298	1.0%	0.7%	0.8%	0.8%
% of FP17s Relating to Continuations	11	2,298	0.5%	1.1%	1.0%	1.1%
% of Patients satisfied with the dentistry they have received	4	4	N/A	91.7%	91.5%	91.4%
% of Patients satisfied with the time they had to wait for an appointment	3	4	N/A	90.2%	88.2%	87.7%

* This is based on patients treated on this contract for their most recent course of treatment. Figures in italics indicate the base number of FP17s or Patient Questionnaire responses are less than 100. N/A is shown where the base number of responses is less than 10 during the period. % is calculated as Quantity/Base number*100

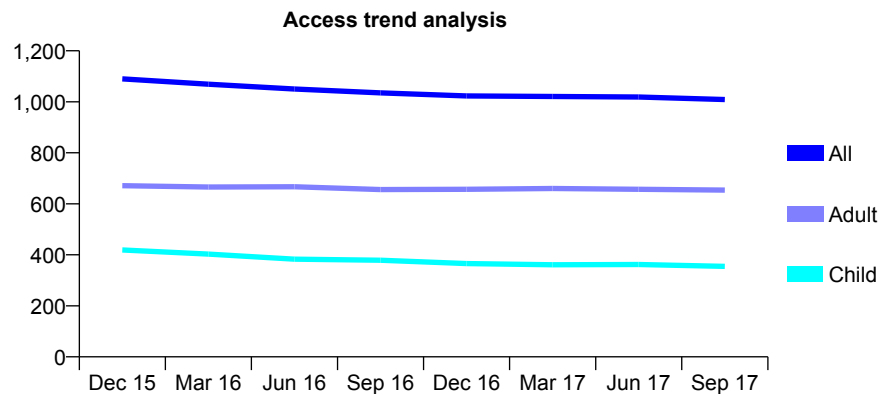
Q53 - Vital Signs At a Glance Contract Report for 115010/0001 - September 2017

Name or company name	Salmon And Light Dental Practice
Contract type name	GDS Contract
Purpose of contract	General
Contract start date	01/04/2012
Contract end date	

17/18 Contracted general activity (UDA)	3,171
Carry forward general activity (UDA)	0
17/18 Contracted orthodontic activity (UOA)	0
Carry forward orthodontic activity (UOA)	0
Baseline contract value	£75,013.02

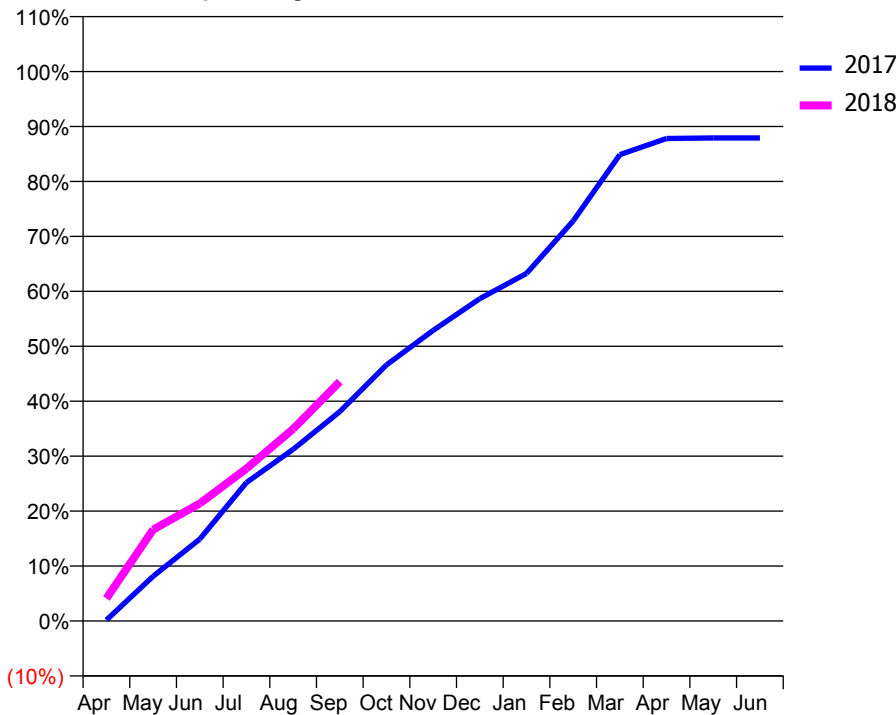
ACCESS*

Patients seen in 24 months	Total	Change since previous quarter
Quarter ending September 2016	1,035	
Quarter ending December 2016	1,023	↓
Quarter ending March 2017	1,021	→
Quarter ending June 2017	1,019	→
Quarter ending September 2017	1,009	→
Variance since September 2016	(2.5%)	↓



ACTIVITY

Cumulative percentage of contracted UDA delivered 2017 & 2018



Adjusted Scheduled Activity (UDA)		
Month	2017	2018
April	6	131
May	258	528
June	473	678
July	799	880
August	991	1,109
September	1,208	1,382
October	1,478	
November	1,677	
December	1,860	
January	2,006	
February	2,309	
March	2,691	
April	2,785	
May	2,788	
June	2,788	

QUALITY

	Quantity	Base Number	Contract	AT	Region	England
% of FP17s for the same patient ID Re-attending within 3 months - Children	38	330	11.5%	9.4%	11.6%	11.9%
% of FP17s for the same patient ID Re-attending within 3 months - Adults	88	518	17.0%	12.6%	15.2%	15.9%
% of FP17s for the same patient ID Re-attending between 3 & 9 months - Children	219	330	66.4%	58.5%	59.1%	58.1%
% of FP17s for the same patient ID Re-attending between 3 & 9 months - Adults	301	518	58.1%	49.8%	51.7%	50.6%
% of FP17s for Band 1 Urgent Courses	70	795	8.8%	7.0%	8.0%	9.1%
% of FP17s Relating to Free Repair or Replacements	0	795	0.0%	0.7%	0.8%	0.8%
% of FP17s Relating to Continuations	1	795	0.1%	1.1%	1.0%	1.1%
% of Patients satisfied with the dentistry they have received	2	3	N/A	91.7%	91.5%	91.4%
% of Patients satisfied with the time they had to wait for an appointment	3	3	N/A	90.2%	88.2%	87.7%

* This is based on patients treated on this contract for their most recent course of treatment. Figures in italics indicate the base number of FP17s or Patient Questionnaire responses are less than 100. N/A is shown where the base number of responses is less than 10 during the period. % is calculated as Quantity/Base number*100

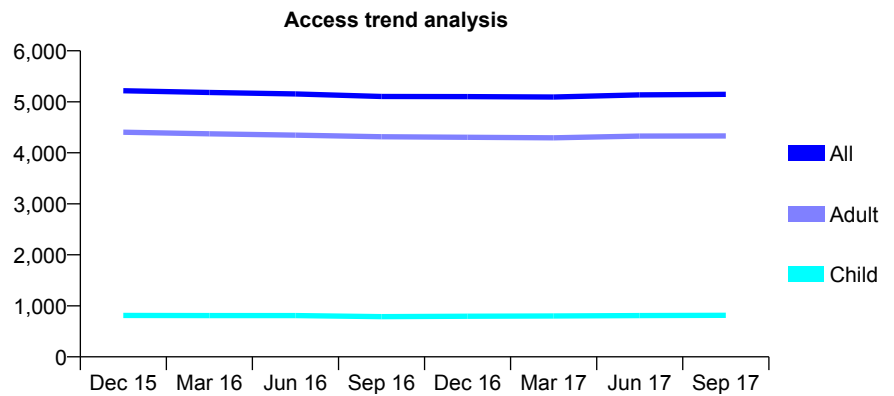
Q53 - Vital Signs At a Glance Contract Report for 116548/0001 - September 2017

Name or company name	Weobley Dental Surgery
Contract type name	GDS Contract
Purpose of contract	General
Contract start date	01/04/2006
Contract end date	

17/18 Contracted general activity (UDA)	17,977
Carry forward general activity (UDA)	0
17/18 Contracted orthodontic activity (UOA)	0
Carry forward orthodontic activity (UOA)	0
Baseline contract value	£504,760.47

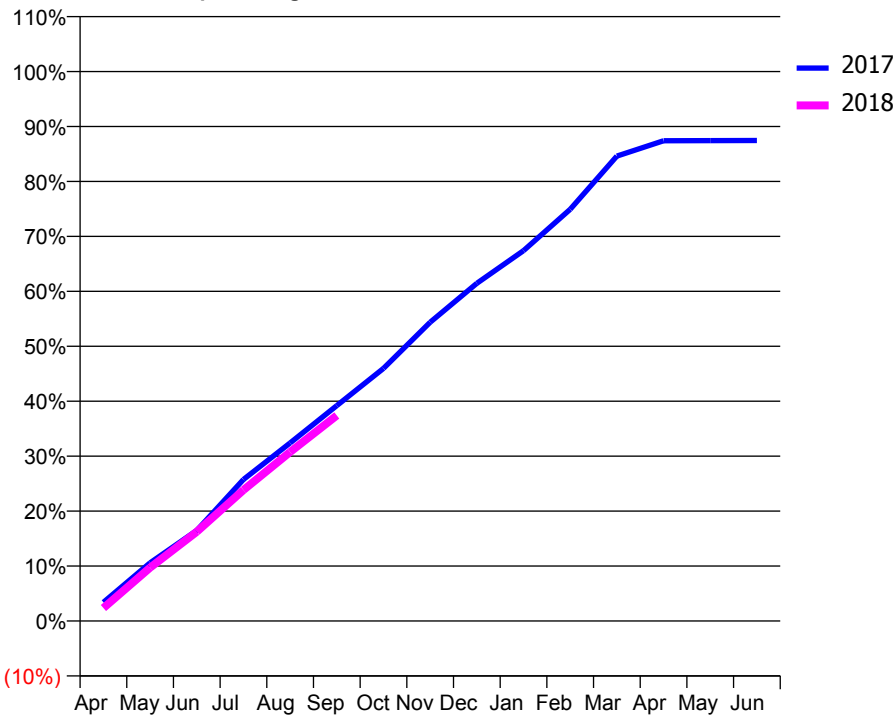
ACCESS*

Patients seen in 24 months	Total	Change since previous quarter
Quarter ending September 2016	5,105	
Quarter ending December 2016	5,101	→
Quarter ending March 2017	5,094	→
Quarter ending June 2017	5,137	→
Quarter ending September 2017	5,146	→
Variance since September 2016	0.8%	→



ACTIVITY

Cumulative percentage of contracted UDA delivered 2017 & 2018



Month	Adjusted Scheduled Activity (UDA)	
	2017	2018
April	611	424
May	1,904	1,746
June	2,965	2,920
July	4,631	4,285
August	5,825	5,529
September	7,046	6,723
October	8,263	
November	9,776	
December	11,048	
January	12,117	
February	13,469	
March	15,209	
April	15,713	
May	15,717	
June	15,721	

QUALITY

	Quantity	Base Number	Contract	AT	Region	England
% of FP17s for the same patient ID Re-attending within 3 months - Children	57	664	8.6%	9.4%	11.6%	11.9%
% of FP17s for the same patient ID Re-attending within 3 months - Adults	693	3,518	19.7%	12.6%	15.2%	15.9%
% of FP17s for the same patient ID Re-attending between 3 & 9 months - Children	367	664	55.3%	58.5%	59.1%	58.1%
% of FP17s for the same patient ID Re-attending between 3 & 9 months - Adults	1,716	3,518	48.8%	49.8%	51.7%	50.6%
% of FP17s for Band 1 Urgent Courses	352	3,921	9.0%	7.0%	8.0%	9.1%
% of FP17s Relating to Free Repair or Replacements	77	3,921	2.0%	0.7%	0.8%	0.8%
% of FP17s Relating to Continuations	117	3,921	3.0%	1.1%	1.0%	1.1%
% of Patients satisfied with the dentistry they have received	64	68	94.1%	91.7%	91.5%	91.4%
% of Patients satisfied with the time they had to wait for an appointment	65	68	95.6%	90.2%	88.2%	87.7%

* This is based on patients treated on this contract for their most recent course of treatment. Figures in italics indicate the base number of FP17s or Patient Questionnaire responses are less than 100. N/A is shown where the base number of responses is less than 10 during the period. % is calculated as Quantity/Base number*100

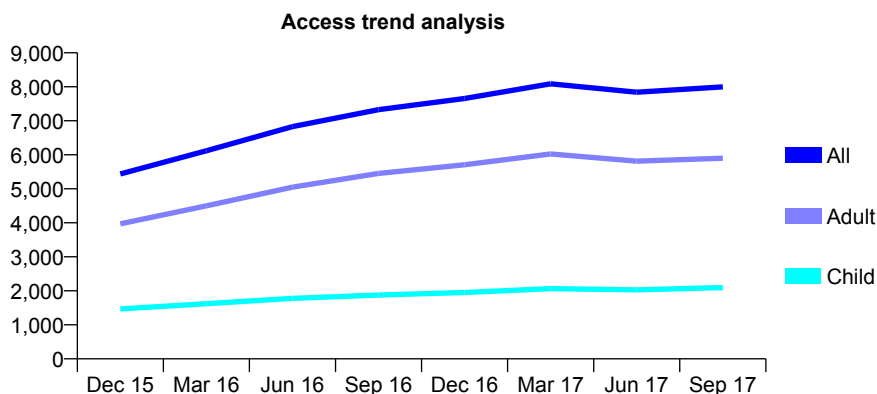
Q53 - Vital Signs At a Glance Contract Report for 124192/0001 - September 2017

Name or company name	Mr David R Pulsford & Ms Lucy Noon
Contract type name	GDS Contract
Purpose of contract	General
Contract start date	01/04/2015
Contract end date	

17/18 Contracted general activity (UDA)	22,537
Carry forward general activity (UDA)	-151
17/18 Contracted orthodontic activity (UOA)	0
Carry forward orthodontic activity (UOA)	0
Baseline contract value	£675,358.04

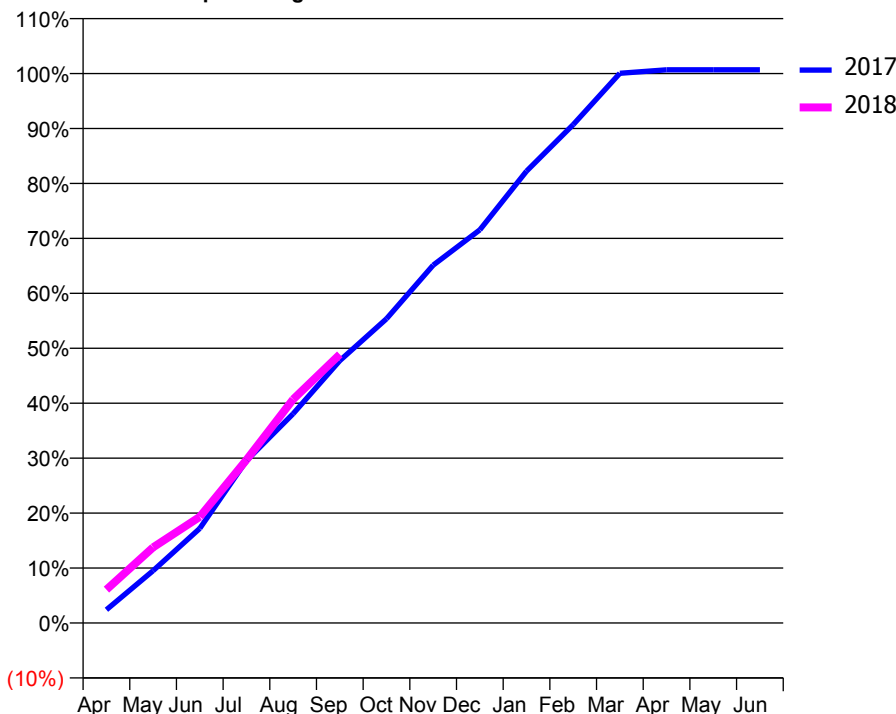
ACCESS*

Patients seen in 24 months	Total	Change since previous quarter
Quarter ending September 2016	7,329	
Quarter ending December 2016	7,658	↑
Quarter ending March 2017	8,090	↑
Quarter ending June 2017	7,842	↓
Quarter ending September 2017	7,997	→
Variance since September 2016	9.1%	↑



ACTIVITY

Cumulative percentage of contracted UDA delivered 2017 & 2018



Month	Adjusted Scheduled Activity (UDA)	
	2017	2018
April	544	1,368
May	2,149	3,104
June	3,879	4,357
July	6,657	6,690
August	8,581	9,173
September	10,758	11,018
October	12,478	
November	14,678	
December	16,126	
January	18,532	
February	20,442	
March	22,547	
April	22,688	
May	22,688	
June	22,688	

QUALITY

	Quantity	Base Number	Contract	AT	Region	England
% of FP17s for the same patient ID Re-attending within 3 months - Children	57	1,443	4.0%	9.4%	11.6%	11.9%
% of FP17s for the same patient ID Re-attending within 3 months - Adults	362	3,681	9.8%	12.6%	15.2%	15.9%
% of FP17s for the same patient ID Re-attending between 3 & 9 months - Children	909	1,443	63.0%	58.5%	59.1%	58.1%
% of FP17s for the same patient ID Re-attending between 3 & 9 months - Adults	2,261	3,681	61.4%	49.8%	51.7%	50.6%
% of FP17s for Band 1 Urgent Courses	272	5,054	5.4%	7.0%	8.0%	9.1%
% of FP17s Relating to Free Repair or Replacements	4	5,054	0.1%	0.7%	0.8%	0.8%
% of FP17s Relating to Continuations	37	5,054	0.7%	1.1%	1.0%	1.1%
% of Patients satisfied with the dentistry they have received	22	23	95.7%	91.7%	91.5%	91.4%
% of Patients satisfied with the time they had to wait for an appointment	20	23	87.0%	90.2%	88.2%	87.7%

* This is based on patients treated on this contract for their most recent course of treatment. Figures in italics indicate the base number of FP17s or Patient Questionnaire responses are less than 100. N/A is shown where the base number of responses is less than 10 during the period. % is calculated as Quantity/Base number*100

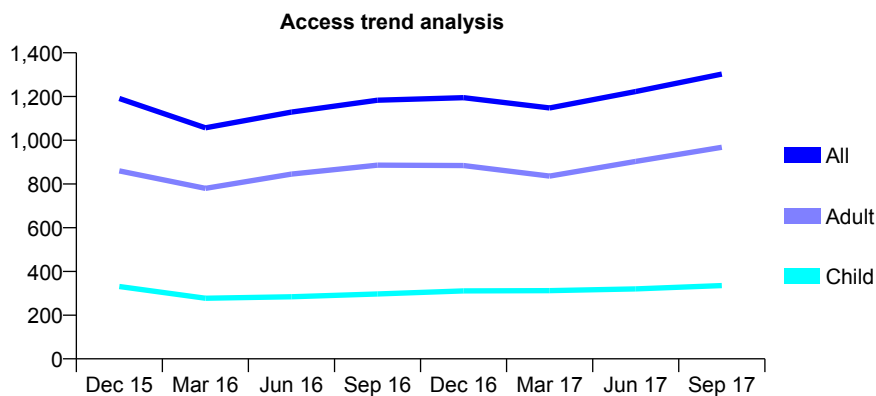
Q53 - Vital Signs At a Glance Contract Report for 129216/0001 - September 2017

Name or company name	Acacia Dental Practice Limited
Contract type name	GDS Contract
Purpose of contract	General
Contract start date	01/11/2012
Contract end date	

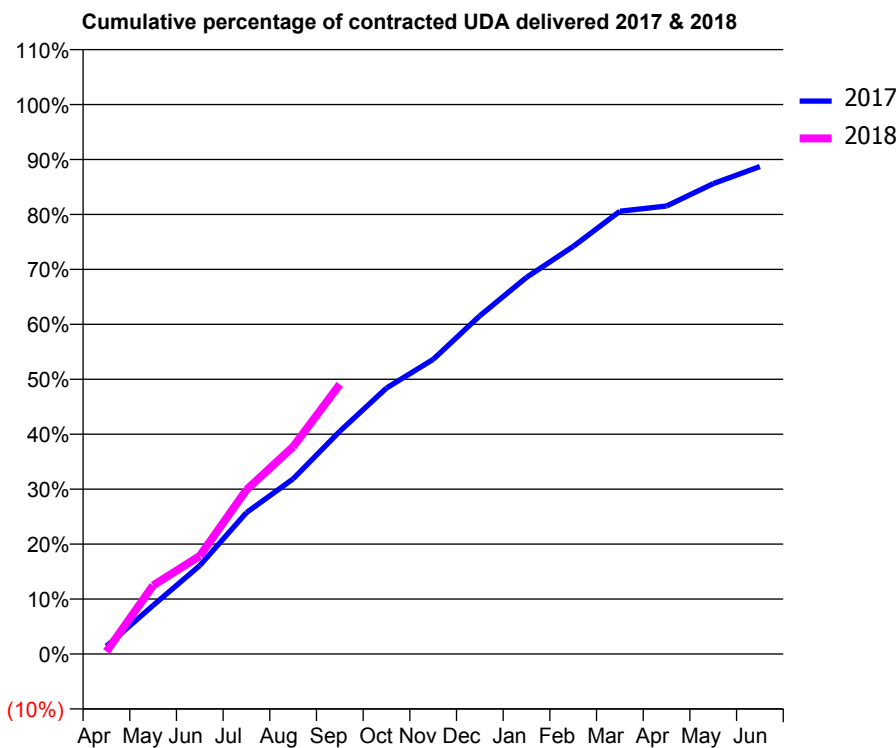
17/18 Contracted general activity (UDA)	3,760
Carry forward general activity (UDA)	0
17/18 Contracted orthodontic activity (UOA)	0
Carry forward orthodontic activity (UOA)	0
Baseline contract value	£96,225.19

ACCESS*

Patients seen in 24 months	Total	Change since previous quarter
Quarter ending September 2016	1,183	
Quarter ending December 2016	1,195	→
Quarter ending March 2017	1,148	↓
Quarter ending June 2017	1,223	↑
Quarter ending September 2017	1,303	↑
Variance since September 2016	10.1%	↑



ACTIVITY



Month	Adjusted Scheduled Activity (UDA)	
	2017	2018
April	53	17
May	333	470
June	606	671
July	967	1,124
August	1,199	1,418
September	1,524	1,846
October	1,819	
November	2,016	
December	2,315	
January	2,577	
February	2,789	
March	3,030	
April	3,065	
May	3,219	
June	3,336	

QUALITY

	Quantity	Base Number	Contract	AT	Region	England
% of FP17s for the same patient ID Re-attending within 3 months - Children	17	292	5.8%	9.4%	11.6%	11.9%
% of FP17s for the same patient ID Re-attending within 3 months - Adults	113	785	14.4%	12.6%	15.2%	15.9%
% of FP17s for the same patient ID Re-attending between 3 & 9 months - Children	160	292	54.8%	58.5%	59.1%	58.1%
% of FP17s for the same patient ID Re-attending between 3 & 9 months - Adults	284	785	36.2%	49.8%	51.7%	50.6%
% of FP17s for Band 1 Urgent Courses	53	929	5.7%	7.0%	8.0%	9.1%
% of FP17s Relating to Free Repair or Replacements	4	929	0.4%	0.7%	0.8%	0.8%
% of FP17s Relating to Continuations	27	929	2.9%	1.1%	1.0%	1.1%
% of Patients satisfied with the dentistry they have received	0	0	N/A	91.7%	91.5%	91.4%
% of Patients satisfied with the time they had to wait for an appointment	0	0	N/A	90.2%	88.2%	87.7%

* This is based on patients treated on this contract for their most recent course of treatment. Figures in italics indicate the base number of FP17s or Patient Questionnaire responses are less than 100. N/A is shown where the base number of responses is less than 10 during the period. % is calculated as Quantity/Base number*100

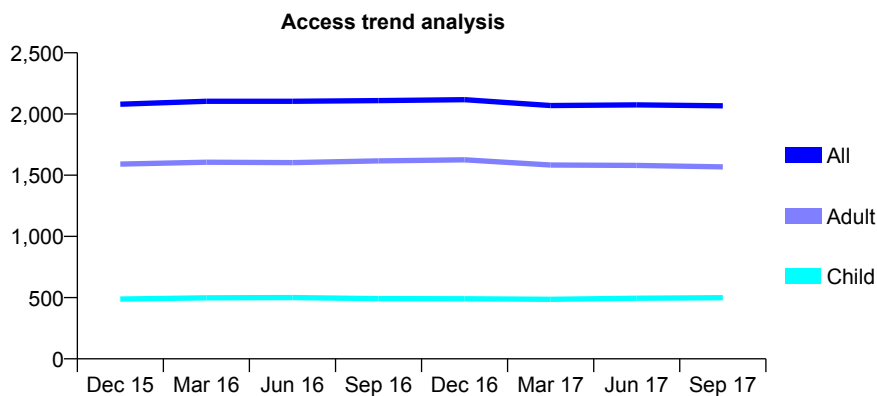
Q53 - Vital Signs At a Glance Contract Report for 130346/0001 - September 2017

Name or company name	Kingsbury Dental Practice
Contract type name	GDS Contract
Purpose of contract	General
Contract start date	01/04/2011
Contract end date	

17/18 Contracted general activity (UDA)	5,800
Carry forward general activity (UDA)	-33
17/18 Contracted orthodontic activity (UOA)	0
Carry forward orthodontic activity (UOA)	0
Baseline contract value	£184,942.02

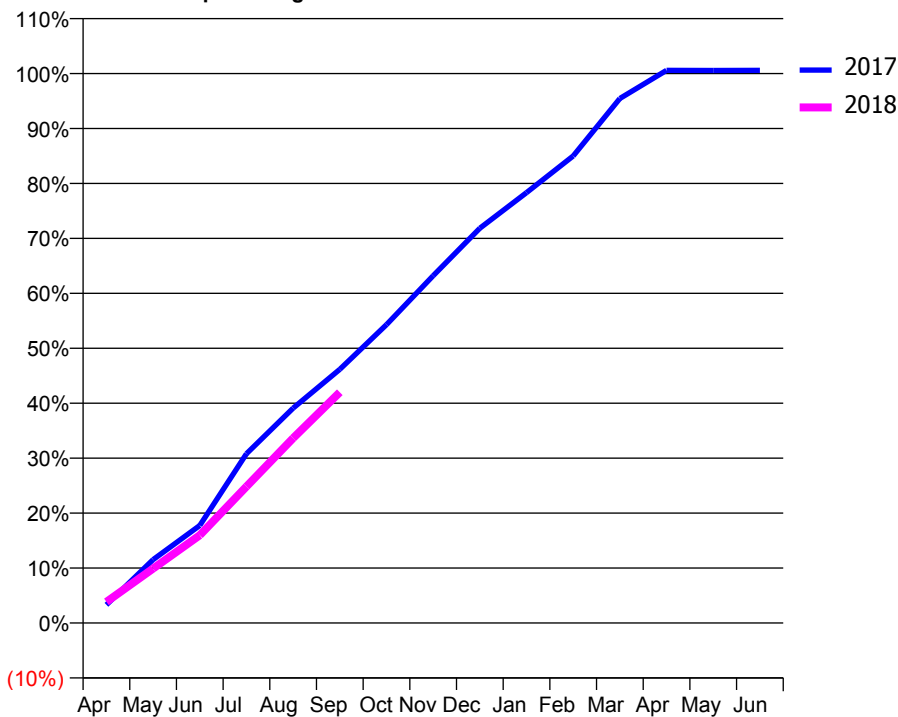
ACCESS*

Patients seen in 24 months	Total	Change since previous quarter
Quarter ending September 2016	2,109	
Quarter ending December 2016	2,117	→
Quarter ending March 2017	2,069	↓
Quarter ending June 2017	2,075	→
Quarter ending September 2017	2,067	→
Variance since September 2016	(2.0%)	↓



ACTIVITY

Cumulative percentage of contracted UDA delivered 2017 & 2018



Month	Adjusted Scheduled Activity (UDA)	
	2017	2018
April	192	222
May	670	575
June	1,030	927
July	1,786	1,441
August	2,269	1,951
September	2,677	2,436
October	3,149	
November	3,666	
December	4,166	
January	4,542	
February	4,930	
March	5,537	
April	5,833	
May	5,832	
June	5,833	

QUALITY

	Quantity	Base Number	Contract	AT	Region	England
% of FP17s for the same patient ID Re-attending within 3 months - Children	11	252	4.4%	9.4%	11.6%	11.9%
% of FP17s for the same patient ID Re-attending within 3 months - Adults	112	815	13.7%	12.6%	15.2%	15.9%
% of FP17s for the same patient ID Re-attending between 3 & 9 months - Children	65	252	25.8%	58.5%	59.1%	58.1%
% of FP17s for the same patient ID Re-attending between 3 & 9 months - Adults	301	815	36.9%	49.8%	51.7%	50.6%
% of FP17s for Band 1 Urgent Courses	41	993	4.1%	7.0%	8.0%	9.1%
% of FP17s Relating to Free Repair or Replacements	5	993	0.5%	0.7%	0.8%	0.8%
% of FP17s Relating to Continuations	8	993	0.8%	1.1%	1.0%	1.1%
% of Patients satisfied with the dentistry they have received	3	3	N/A	91.7%	91.5%	91.4%
% of Patients satisfied with the time they had to wait for an appointment	3	3	N/A	90.2%	88.2%	87.7%

* This is based on patients treated on this contract for their most recent course of treatment. Figures in italics indicate the base number of FP17s or Patient Questionnaire responses are less than 100. N/A is shown where the base number of responses is less than 10 during the period. % is calculated as Quantity/Base number*100

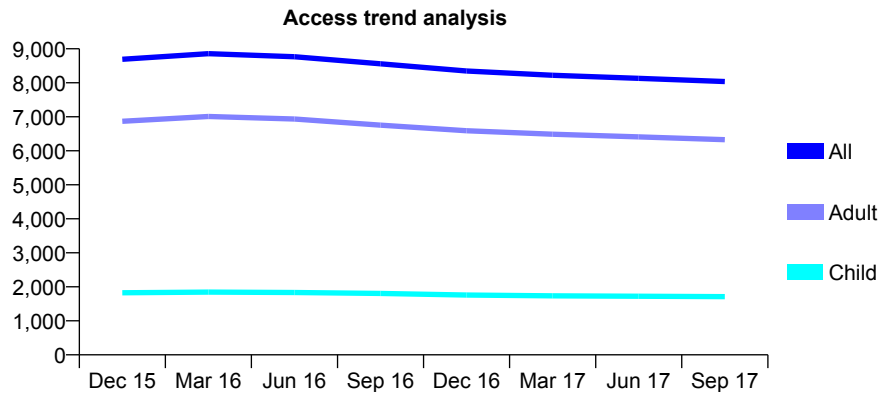
Q53 - Vital Signs At a Glance Contract Report for 134996/0001 - September 2017

Name or company name	Marden House Dental Practice Partnership
Contract type name	GDS Contract
Purpose of contract	General
Contract start date	17/01/2014
Contract end date	

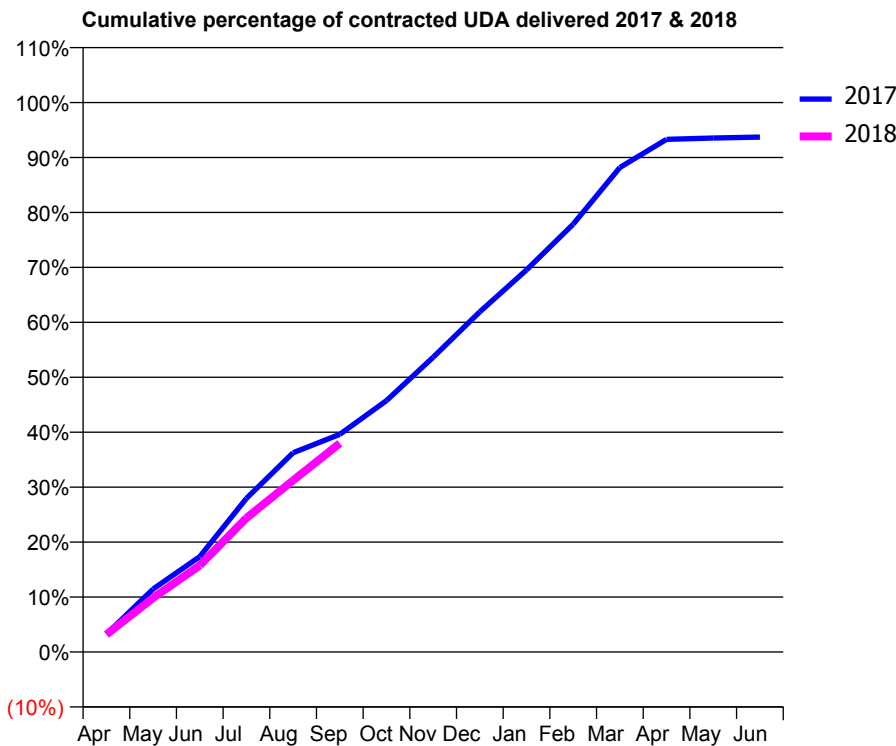
17/18 Contracted general activity (UDA)	18,625
Carry forward general activity (UDA)	0
17/18 Contracted orthodontic activity (UOA)	0
Carry forward orthodontic activity (UOA)	0
Baseline contract value	£576,643.48

ACCESS*

Patients seen in 24 months	Total	Change since previous quarter
Quarter ending September 2016	8,559	
Quarter ending December 2016	8,349	↓
Quarter ending March 2017	8,222	↓
Quarter ending June 2017	8,130	↓
Quarter ending September 2017	8,036	↓
Variance since September 2016	(6.1%)	↓



ACTIVITY



Month	Adjusted Scheduled Activity (UDA)	
	2017	2018
April	606	594
May	2,135	1,831
June	3,234	2,936
July	5,211	4,545
August	6,753	5,819
September	7,380	7,076
October	8,521	
November	9,992	
December	11,531	
January	12,950	
February	14,503	
March	16,422	
April	17,374	
May	17,423	
June	17,453	

QUALITY

	Quantity	Base Number	Contract	AT	Region	England
% of FP17s for the same patient ID Re-attending within 3 months - Children	47	921	5.1%	9.4%	11.6%	11.9%
% of FP17s for the same patient ID Re-attending within 3 months - Adults	381	3,417	11.2%	12.6%	15.2%	15.9%
% of FP17s for the same patient ID Re-attending between 3 & 9 months - Children	317	921	34.4%	58.5%	59.1%	58.1%
% of FP17s for the same patient ID Re-attending between 3 & 9 months - Adults	1,066	3,417	31.2%	49.8%	51.7%	50.6%
% of FP17s for Band 1 Urgent Courses	453	3,891	11.6%	7.0%	8.0%	9.1%
% of FP17s Relating to Free Repair or Replacements	12	3,891	0.3%	0.7%	0.8%	0.8%
% of FP17s Relating to Continuations	36	3,891	0.9%	1.1%	1.0%	1.1%
% of Patients satisfied with the dentistry they have received	9	12	75.0%	91.7%	91.5%	91.4%
% of Patients satisfied with the time they had to wait for an appointment	10	12	83.3%	90.2%	88.2%	87.7%

* This is based on patients treated on this contract for their most recent course of treatment. Figures in italics indicate the base number of FP17s or Patient Questionnaire responses are less than 100. N/A is shown where the base number of responses is less than 10 during the period. % is calculated as Quantity/Base number*100

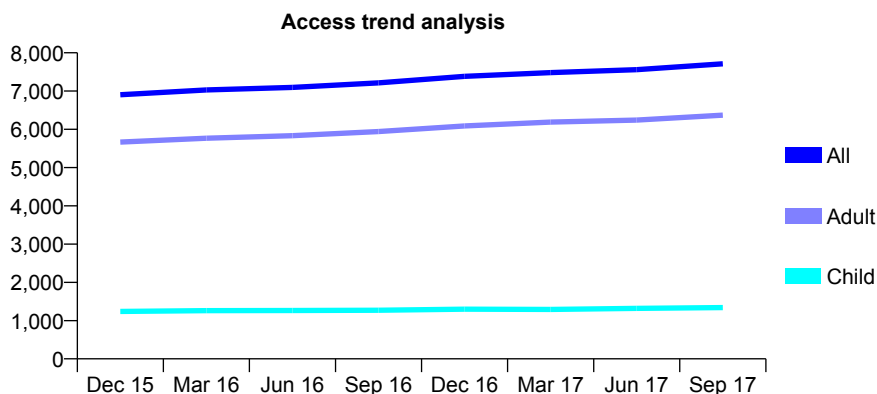
Q53 - Vital Signs At a Glance Contract Report for 135194/0001 - September 2017

Name or company name	S.R. Williams Ltd
Contract type name	GDS Contract
Purpose of contract	General
Contract start date	01/04/2009
Contract end date	

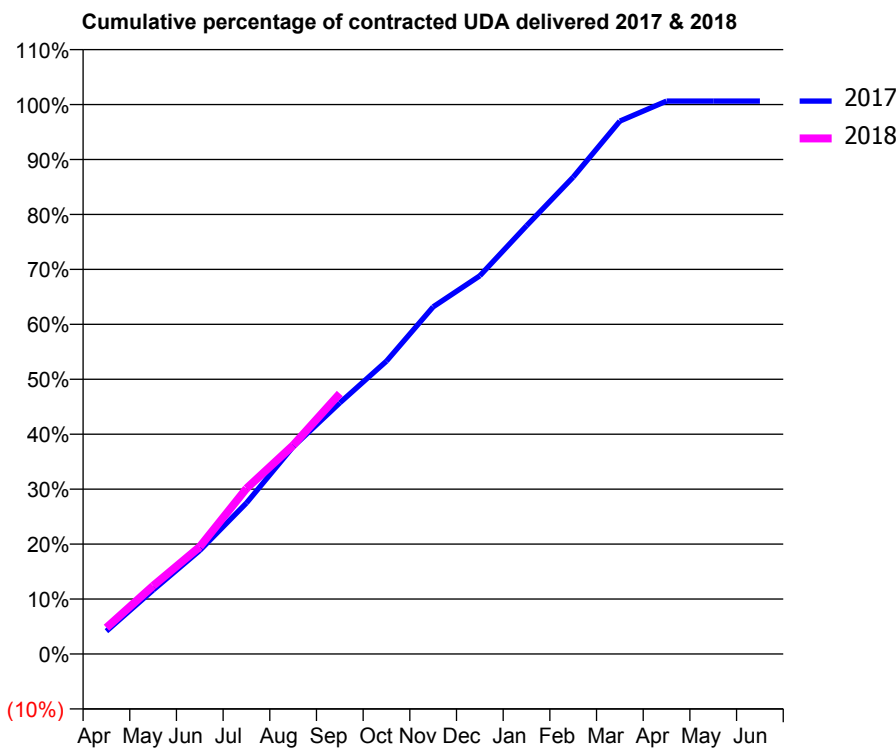
17/18 Contracted general activity (UDA)	18,067
Carry forward general activity (UDA)	-113
17/18 Contracted orthodontic activity (UOA)	0
Carry forward orthodontic activity (UOA)	0
Baseline contract value	£532,759.63

ACCESS*

Patients seen in 24 months	Total	Change since previous quarter
Quarter ending September 2016	7,213	
Quarter ending December 2016	7,385	↑
Quarter ending March 2017	7,483	→
Quarter ending June 2017	7,559	→
Quarter ending September 2017	7,712	↑
Variance since September 2016	6.9%	↑



ACTIVITY



Month	Adjusted Scheduled Activity (UDA)	
	2017	2018
April	753	866
May	2,101	2,241
June	3,405	3,528
July	4,963	5,441
August	6,814	6,863
September	8,257	8,565
October	9,632	
November	11,415	
December	12,435	
January	14,080	
February	15,681	
March	17,524	
April	18,181	
May	18,182	
June	18,180	

QUALITY

	Quantity	Base Number	Contract	AT	Region	England
% of FP17s for the same patient ID Re-attending within 3 months - Children	72	1,088	6.6%	9.4%	11.6%	11.9%
% of FP17s for the same patient ID Re-attending within 3 months - Adults	446	3,672	12.1%	12.6%	15.2%	15.9%
% of FP17s for the same patient ID Re-attending between 3 & 9 months - Children	711	1,088	65.3%	58.5%	59.1%	58.1%
% of FP17s for the same patient ID Re-attending between 3 & 9 months - Adults	1,240	3,672	33.8%	49.8%	51.7%	50.6%
% of FP17s for Band 1 Urgent Courses	284	4,407	6.4%	7.0%	8.0%	9.1%
% of FP17s Relating to Free Repair or Replacements	23	4,407	0.5%	0.7%	0.8%	0.8%
% of FP17s Relating to Continuations	74	4,407	1.7%	1.1%	1.0%	1.1%
% of Patients satisfied with the dentistry they have received	38	40	95.0%	91.7%	91.5%	91.4%
% of Patients satisfied with the time they had to wait for an appointment	38	40	95.0%	90.2%	88.2%	87.7%

* This is based on patients treated on this contract for their most recent course of treatment. Figures in italics indicate the base number of FP17s or Patient Questionnaire responses are less than 100. N/A is shown where the base number of responses is less than 10 during the period. % is calculated as Quantity/Base number*100

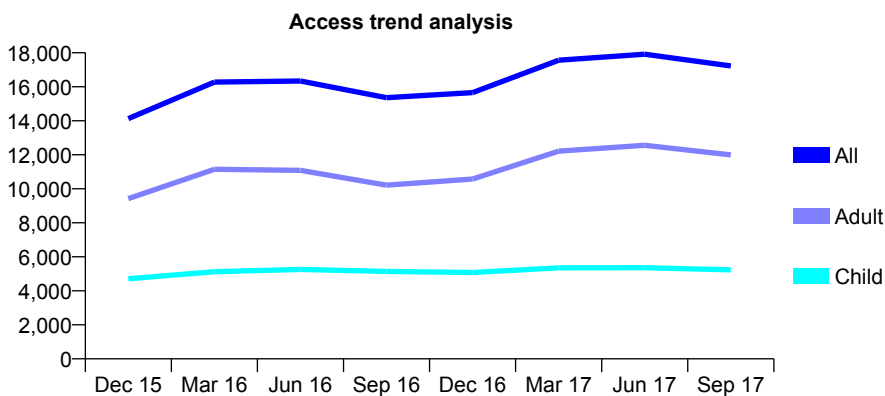
Q53 - Vital Signs At a Glance Contract Report for 137243/0001 - September 2017

Name or company name	Camphill Dental Practice
Contract type name	GDS Contract
Purpose of contract	General
Contract start date	01/04/2014
Contract end date	

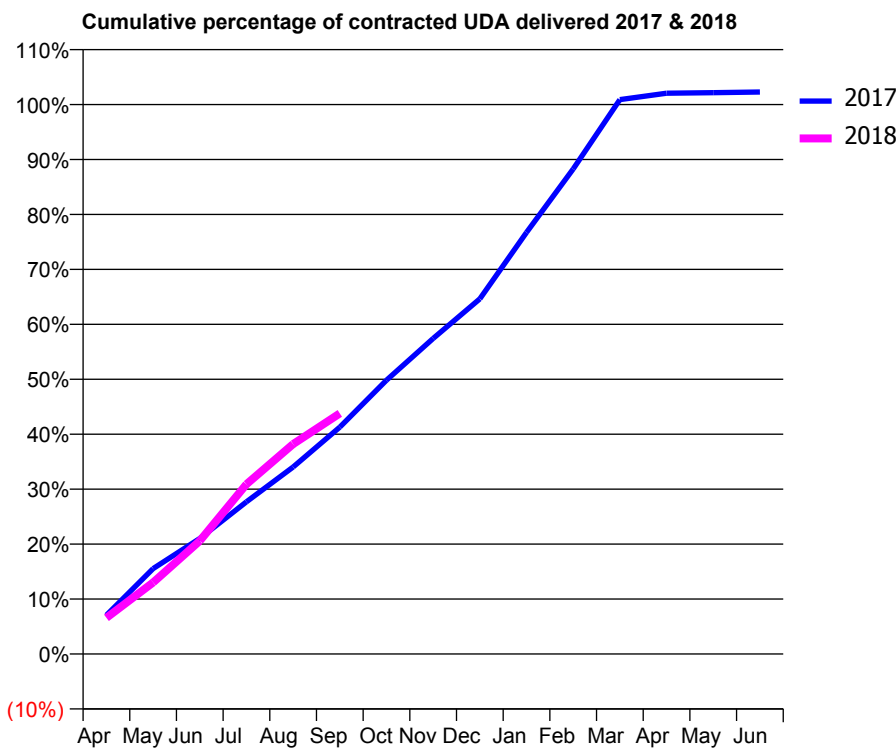
17/18 Contracted general activity (UDA)	41,852
Carry forward general activity (UDA)	-838
17/18 Contracted orthodontic activity (UOA)	0
Carry forward orthodontic activity (UOA)	0
Baseline contract value	£945,087.60

ACCESS*

Patients seen in 24 months	Total	Change since previous quarter
Quarter ending September 2016	15,358	
Quarter ending December 2016	15,657	→
Quarter ending March 2017	17,564	↑
Quarter ending June 2017	17,917	↑
Quarter ending September 2017	17,229	↓
Variance since September 2016	12.2%	↑



ACTIVITY



Adjusted Scheduled Activity (UDA)		
Month	2017	2018
April	2,960	2,756
May	6,504	5,450
June	8,801	8,620
July	11,596	12,934
August	14,242	15,991
September	17,281	18,322
October	20,851	
November	24,037	
December	27,049	
January	32,107	
February	36,941	
March	42,224	
April	42,710	
May	42,756	
June	42,801	

QUALITY

	Quantity	Base Number	Contract	AT	Region	England
% of FP17s for the same patient ID Re-attending within 3 months - Children	177	3,508	5.0%	9.4%	11.6%	11.9%
% of FP17s for the same patient ID Re-attending within 3 months - Adults	470	5,236	9.0%	12.6%	15.2%	15.9%
% of FP17s for the same patient ID Re-attending between 3 & 9 months - Children	1,994	3,508	56.8%	58.5%	59.1%	58.1%
% of FP17s for the same patient ID Re-attending between 3 & 9 months - Adults	2,491	5,236	47.6%	49.8%	51.7%	50.6%
% of FP17s for Band 1 Urgent Courses	466	8,416	5.5%	7.0%	8.0%	9.1%
% of FP17s Relating to Free Repair or Replacements	15	8,416	0.2%	0.7%	0.8%	0.8%
% of FP17s Relating to Continuations	76	8,416	0.9%	1.1%	1.0%	1.1%
% of Patients satisfied with the dentistry they have received	25	31	80.6%	91.7%	91.5%	91.4%
% of Patients satisfied with the time they had to wait for an appointment	26	31	83.9%	90.2%	88.2%	87.7%

* This is based on patients treated on this contract for their most recent course of treatment. Figures in italics indicate the base number of FP17s or Patient Questionnaire responses are less than 100. N/A is shown where the base number of responses is less than 10 during the period. % is calculated as Quantity/Base number*100

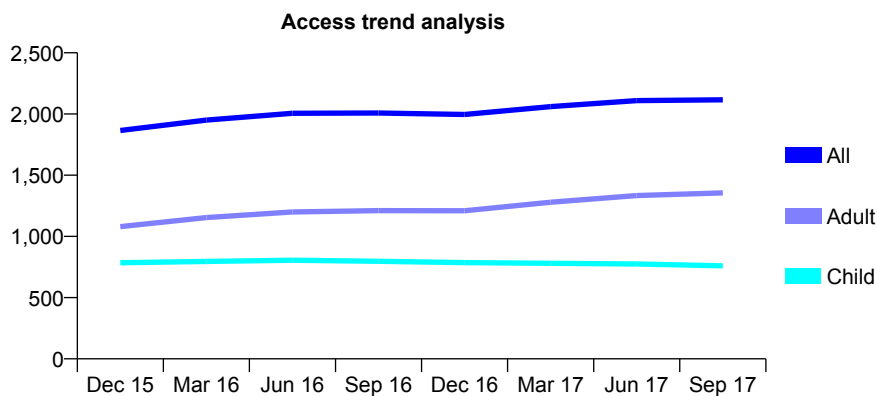
Q53 - Vital Signs At a Glance Contract Report for 141224/0001 - September 2017

Name or company name	Abbey Cottage Dental Practice Ltd
Contract type name	GDS Contract
Purpose of contract	General and Orthodontic
Contract start date	01/04/2009
Contract end date	

17/18 Contracted general activity (UDA)	5,534
Carry forward general activity (UDA)	0
17/18 Contracted orthodontic activity (UOA)	0
Carry forward orthodontic activity (UOA)	0
Baseline contract value	£136,133.93

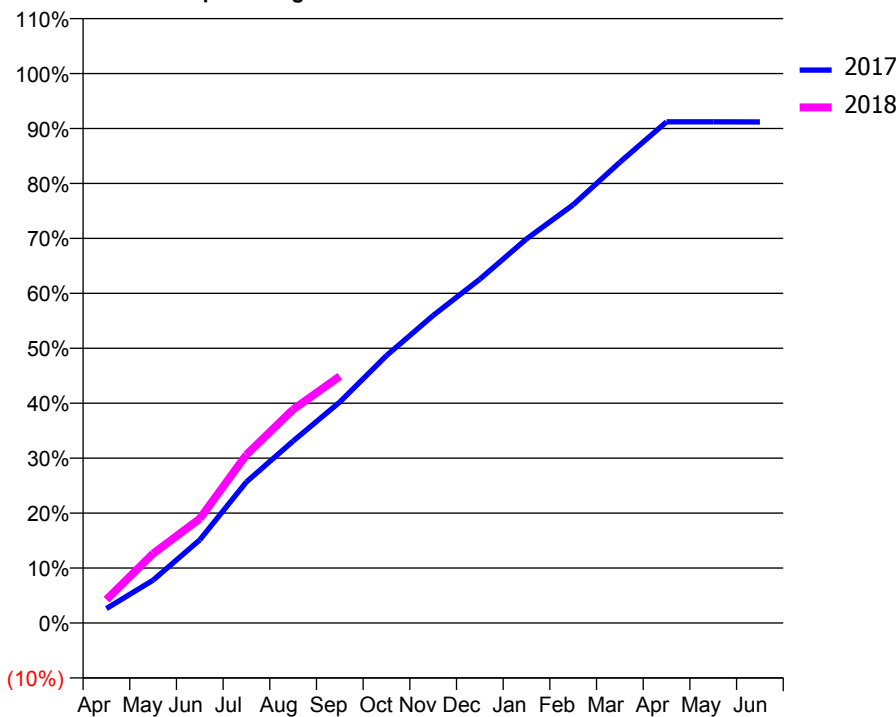
ACCESS*

Patients seen in 24 months	Total	Change since previous quarter
Quarter ending September 2016	2,008	
Quarter ending December 2016	1,996	→
Quarter ending March 2017	2,060	↑
Quarter ending June 2017	2,109	↑
Quarter ending September 2017	2,116	→
Variance since September 2016	5.4%	↑



ACTIVITY

Cumulative percentage of contracted UDA delivered 2017 & 2018



Month	Adjusted Scheduled Activity (UDA)	
	2017	2018
April	146	236
May	431	698
June	836	1,050
July	1,419	1,695
August	1,829	2,151
September	2,223	2,485
October	2,690	
November	3,094	
December	3,458	
January	3,863	
February	4,206	
March	4,634	
April	5,040	
May	5,040	
June	5,039	

QUALITY

	Quantity	Base Number	Contract	AT	Region	England
% of FP17s for the same patient ID Re-attending within 3 months - Children	47	619	7.6%	9.4%	11.6%	11.9%
% of FP17s for the same patient ID Re-attending within 3 months - Adults	145	1,003	14.5%	12.6%	15.2%	15.9%
% of FP17s for the same patient ID Re-attending between 3 & 9 months - Children	372	619	60.1%	58.5%	59.1%	58.1%
% of FP17s for the same patient ID Re-attending between 3 & 9 months - Adults	460	1,003	45.9%	49.8%	51.7%	50.6%
% of FP17s for Band 1 Urgent Courses	124	1,448	8.6%	7.0%	8.0%	9.1%
% of FP17s Relating to Free Repair or Replacements	11	1,448	0.8%	0.7%	0.8%	0.8%
% of FP17s Relating to Continuations	7	1,448	0.5%	1.1%	1.0%	1.1%
% of Patients satisfied with the dentistry they have received	5	5	N/A	91.7%	91.5%	91.4%
% of Patients satisfied with the time they had to wait for an appointment	5	5	N/A	90.2%	88.2%	87.7%

* This is based on patients treated on this contract for their most recent course of treatment. Figures in italics indicate the base number of FP17s or Patient Questionnaire responses are less than 100. N/A is shown where the base number of responses is less than 10 during the period. % is calculated as Quantity/Base number*100

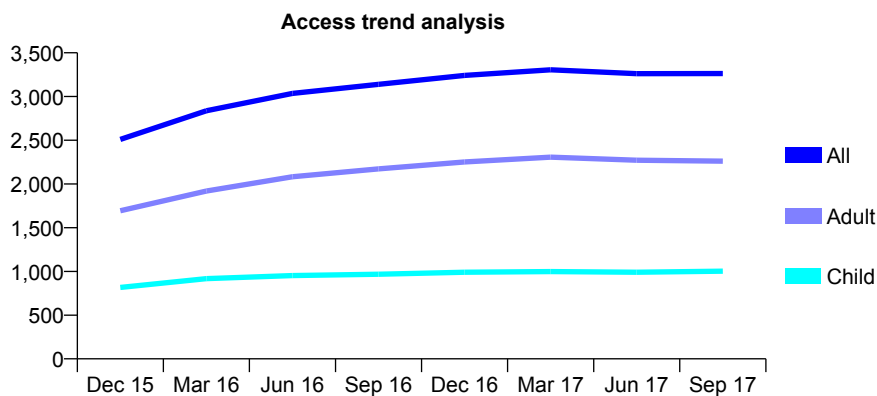
Q53 - Vital Signs At a Glance Contract Report for 142735/0001 - September 2017

Name or company name	Allesley Park Dental Practice
Contract type name	GDS Contract
Purpose of contract	General
Contract start date	01/04/2015
Contract end date	

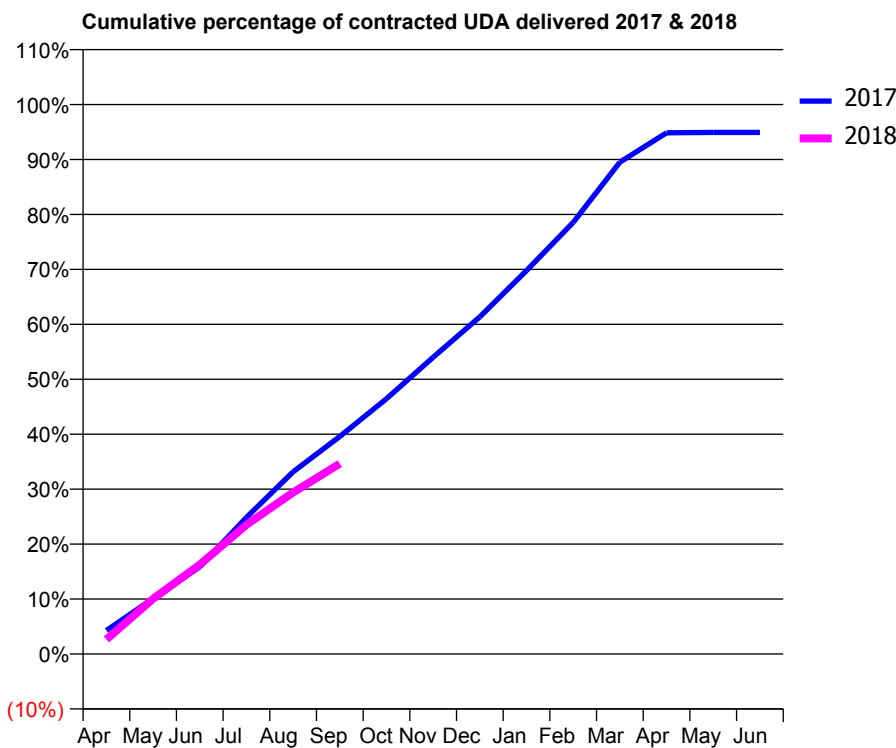
17/18 Contracted general activity (UDA)	7,784
Carry forward general activity (UDA)	-65
17/18 Contracted orthodontic activity (UOA)	0
Carry forward orthodontic activity (UOA)	0
Baseline contract value	£174,392.49

ACCESS*

Patients seen in 24 months	Total	Change since previous quarter
Quarter ending September 2016	3,140	
Quarter ending December 2016	3,241	↑
Quarter ending March 2017	3,305	→
Quarter ending June 2017	3,261	↓
Quarter ending September 2017	3,263	→
Variance since September 2016	3.9%	↑



ACTIVITY



Month	Adjusted Scheduled Activity (UDA)	
	2017	2018
April	334	207
May	787	784
June	1,235	1,267
July	1,935	1,831
August	2,581	2,289
September	3,082	2,696
October	3,617	
November	4,204	
December	4,776	
January	5,431	
February	6,113	
March	6,968	
April	7,382	
May	7,389	
June	7,389	

QUALITY

	Quantity	Base Number	Contract	AT	Region	England
% of FP17s for the same patient ID Re-attending within 3 months - Children	28	615	4.6%	9.4%	11.6%	11.9%
% of FP17s for the same patient ID Re-attending within 3 months - Adults	168	1,339	12.5%	12.6%	15.2%	15.9%
% of FP17s for the same patient ID Re-attending between 3 & 9 months - Children	405	615	65.9%	58.5%	59.1%	58.1%
% of FP17s for the same patient ID Re-attending between 3 & 9 months - Adults	748	1,339	55.9%	49.8%	51.7%	50.6%
% of FP17s for Band 1 Urgent Courses	86	1,456	5.9%	7.0%	8.0%	9.1%
% of FP17s Relating to Free Repair or Replacements	6	1,456	0.4%	0.7%	0.8%	0.8%
% of FP17s Relating to Continuations	6	1,456	0.4%	1.1%	1.0%	1.1%
% of Patients satisfied with the dentistry they have received	13	15	86.7%	91.7%	91.5%	91.4%
% of Patients satisfied with the time they had to wait for an appointment	14	15	93.3%	90.2%	88.2%	87.7%

* This is based on patients treated on this contract for their most recent course of treatment. Figures in italics indicate the base number of FP17s or Patient Questionnaire responses are less than 100. N/A is shown where the base number of responses is less than 10 during the period. % is calculated as Quantity/Base number*100

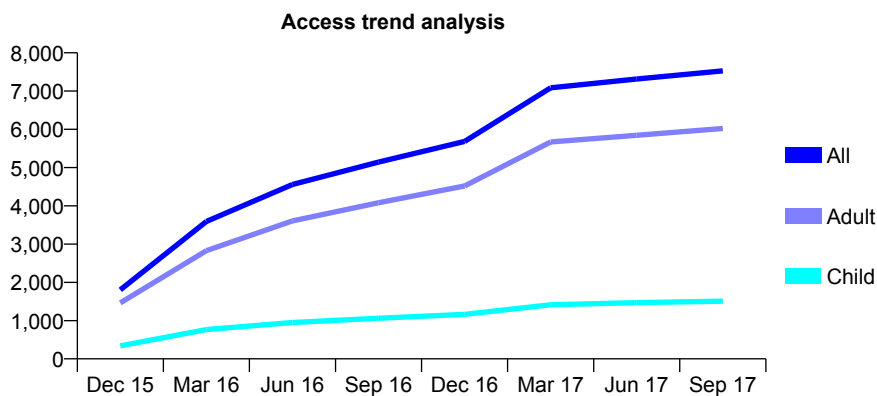
Q53 - Vital Signs At a Glance Contract Report for 143502/0001 - September 2017

Name or company name	Light Lane Dental Practice
Contract type name	GDS Contract
Purpose of contract	General and Orthodontic
Contract start date	01/10/2015
Contract end date	

17/18 Contracted general activity (UDA)	22,006
Carry forward general activity (UDA)	0
17/18 Contracted orthodontic activity (UOA)	290
Carry forward orthodontic activity (UOA)	0
Baseline contract value	£616,912.15

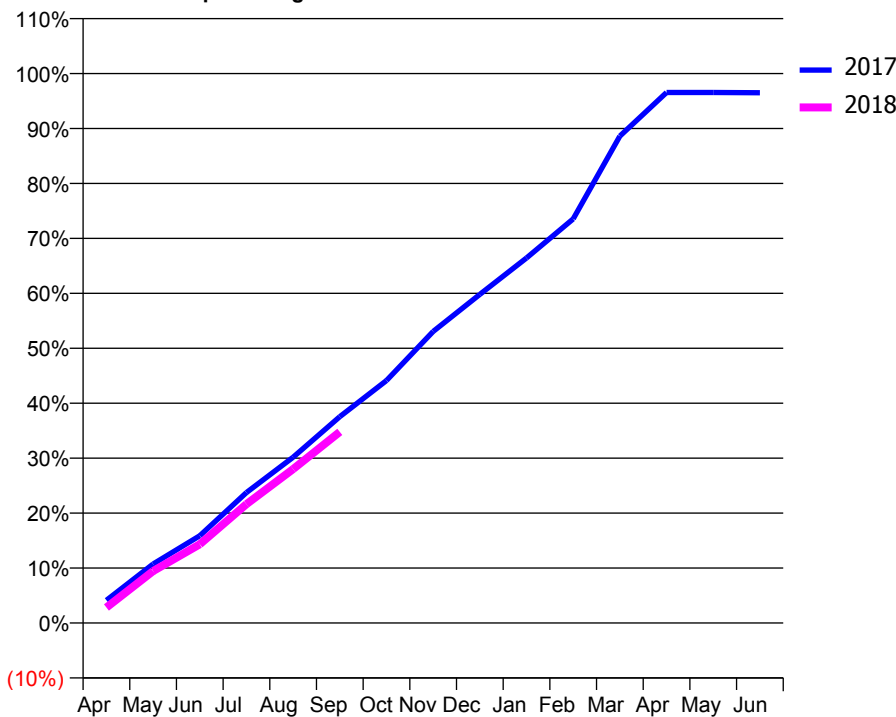
ACCESS*

Patients seen in 24 months	Total	Change since previous quarter
Quarter ending September 2016	5,142	
Quarter ending December 2016	5,684	↑
Quarter ending March 2017	7,085	↑
Quarter ending June 2017	7,316	↑
Quarter ending September 2017	7,528	↑
Variance since September 2016	46.4%	↑



ACTIVITY

Cumulative percentage of contracted UDA delivered 2017 & 2018



Adjusted Scheduled Activity (UDA)

Month	2017	2018
April	912	623
May	2,365	2,080
June	3,494	3,151
July	5,227	4,759
August	6,638	6,166
September	8,264	7,657
October	9,711	
November	11,677	
December	13,160	
January	14,619	
February	16,184	
March	19,500	
April	21,245	
May	21,246	
June	21,237	

QUALITY

	Quantity	Base Number	Contract	AT	Region	England
% of FP17s for the same patient ID Re-attending within 3 months - Children	17	886	1.9%	9.4%	11.6%	11.9%
% of FP17s for the same patient ID Re-attending within 3 months - Adults	573	3,828	15.0%	12.6%	15.2%	15.9%
% of FP17s for the same patient ID Re-attending between 3 & 9 months - Children	439	886	49.5%	58.5%	59.1%	58.1%
% of FP17s for the same patient ID Re-attending between 3 & 9 months - Adults	1,770	3,828	46.2%	49.8%	51.7%	50.6%
% of FP17s for Band 1 Urgent Courses	213	3,998	5.3%	7.0%	8.0%	9.1%
% of FP17s Relating to Free Repair or Replacements	16	3,998	0.4%	0.7%	0.8%	0.8%
% of FP17s Relating to Continuations	17	3,998	0.4%	1.1%	1.0%	1.1%
% of Patients satisfied with the dentistry they have received	8	10	80.0%	91.7%	91.5%	91.4%
% of Patients satisfied with the time they had to wait for an appointment	10	10	100.0%	90.2%	88.2%	87.7%

* This is based on patients treated on this contract for their most recent course of treatment. Figures in italics indicate the base number of FP17s or Patient Questionnaire responses are less than 100. N/A is shown where the base number of responses is less than 10 during the period. % is calculated as Quantity/Base number*100

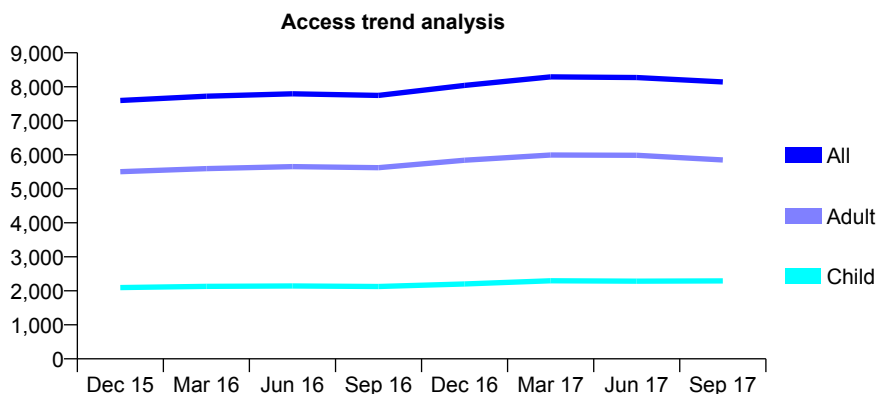
Q53 - Vital Signs At a Glance Contract Report for 143561/0001 - September 2017

Name or company name	New Road Dental Practice
Contract type name	GDS Contract
Purpose of contract	General
Contract start date	01/06/2008
Contract end date	

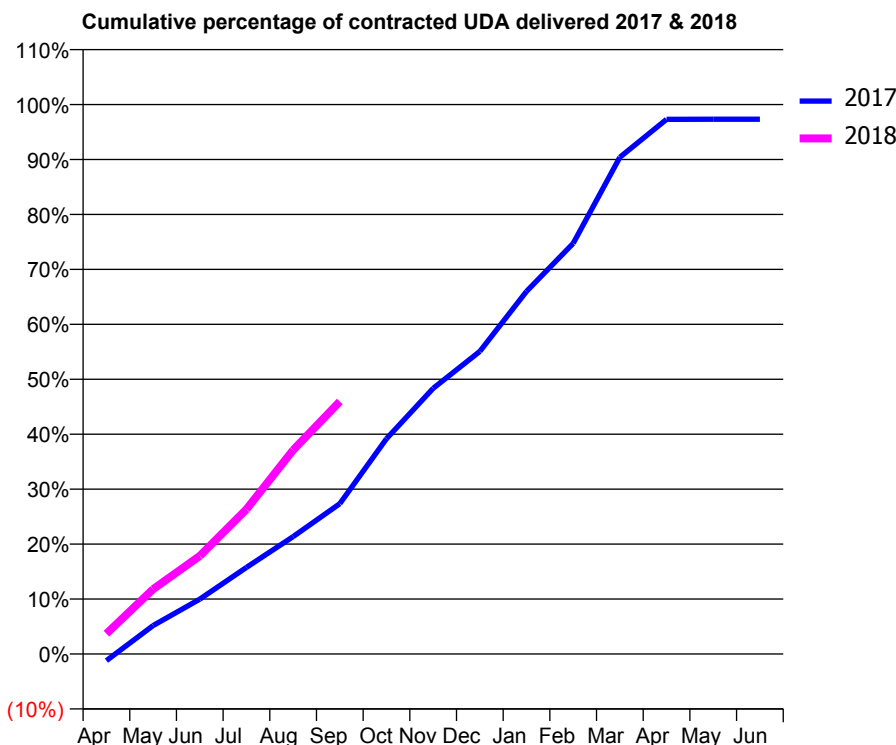
17/18 Contracted general activity (UDA)	21,350
Carry forward general activity (UDA)	0
17/18 Contracted orthodontic activity (UOA)	0
Carry forward orthodontic activity (UOA)	0
Baseline contract value	£479,526.70

ACCESS*

Patients seen in 24 months	Total	Change since previous quarter
Quarter ending September 2016	7,749	
Quarter ending December 2016	8,041	↑
Quarter ending March 2017	8,294	↑
Quarter ending June 2017	8,271	→
Quarter ending September 2017	8,144	↓
Variance since September 2016	5.1%	↑



ACTIVITY



Month	Adjusted Scheduled Activity (UDA)	
	2017	2018
April	-261	789
May	1,107	2,521
June	2,131	3,809
July	3,367	5,625
August	4,561	7,924
September	5,839	9,808
October	8,365	
November	10,324	
December	11,757	
January	14,090	
February	15,955	
March	19,304	
April	20,774	
May	20,777	
June	20,778	

QUALITY

	Quantity	Base Number	Contract	AT	Region	England
% of FP17s for the same patient ID Re-attending within 3 months - Children	122	2,155	5.7%	9.4%	11.6%	11.9%
% of FP17s for the same patient ID Re-attending within 3 months - Adults	520	4,179	12.4%	12.6%	15.2%	15.9%
% of FP17s for the same patient ID Re-attending between 3 & 9 months - Children	1,536	2,155	71.3%	58.5%	59.1%	58.1%
% of FP17s for the same patient ID Re-attending between 3 & 9 months - Adults	2,487	4,179	59.5%	49.8%	51.7%	50.6%
% of FP17s for Band 1 Urgent Courses	306	5,231	5.8%	7.0%	8.0%	9.1%
% of FP17s Relating to Free Repair or Replacements	54	5,231	1.0%	0.7%	0.8%	0.8%
% of FP17s Relating to Continuations	33	5,231	0.6%	1.1%	1.0%	1.1%
% of Patients satisfied with the dentistry they have received	27	30	90.0%	91.7%	91.5%	91.4%
% of Patients satisfied with the time they had to wait for an appointment	29	30	96.7%	90.2%	88.2%	87.7%

* This is based on patients treated on this contract for their most recent course of treatment. Figures in italics indicate the base number of FP17s or Patient Questionnaire responses are less than 100. N/A is shown where the base number of responses is less than 10 during the period. % is calculated as Quantity/Base number*100

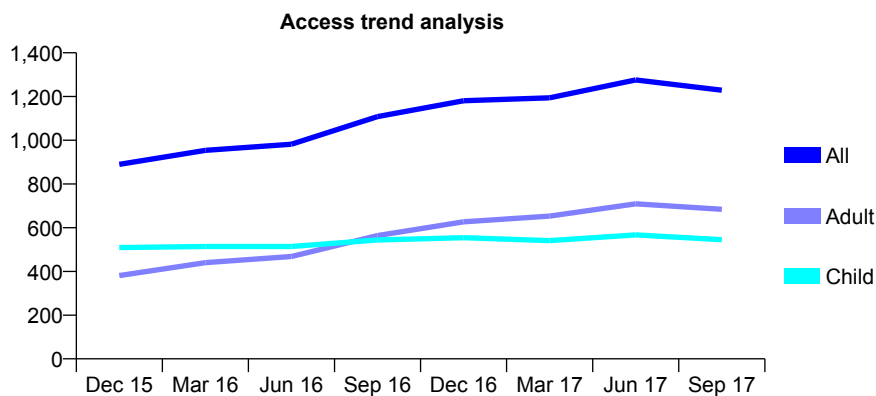
Q53 - Vital Signs At a Glance Contract Report for 147222/0001 - September 2017

Name or company name	Hudson & Mileson
Contract type name	GDS Contract
Purpose of contract	General
Contract start date	01/04/2006
Contract end date	

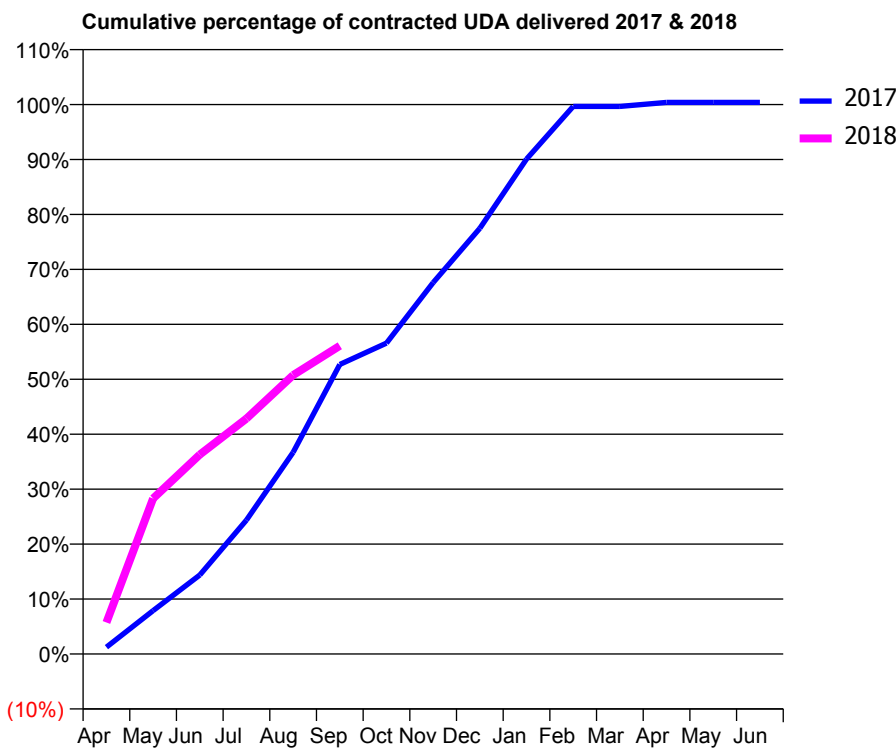
17/18 Contracted general activity (UDA)	2,600
Carry forward general activity (UDA)	-11
17/18 Contracted orthodontic activity (UOA)	0
Carry forward orthodontic activity (UOA)	0
Baseline contract value	£78,407.70

ACCESS*

Patients seen in 24 months	Total	Change since previous quarter
Quarter ending September 2016	1,108	
Quarter ending December 2016	1,181	↑
Quarter ending March 2017	1,194	→
Quarter ending June 2017	1,276	↑
Quarter ending September 2017	1,229	↓
Variance since September 2016	10.9%	↑



ACTIVITY



Adjusted Scheduled Activity (UDA)		
Month	2017	2018
April	32	149
May	205	736
June	374	944
July	634	1,114
August	954	1,320
September	1,370	1,458
October	1,471	
November	1,757	
December	2,014	
January	2,342	
February	2,591	
March	2,591	
April	2,610	
May	2,610	
June	2,610	

QUALITY

	Quantity	Base Number	Contract	AT	Region	England
% of FP17s for the same patient ID Re-attending within 3 months - Children	39	541	7.2%	9.4%	11.6%	11.9%
% of FP17s for the same patient ID Re-attending within 3 months - Adults	30	378	7.9%	12.6%	15.2%	15.9%
% of FP17s for the same patient ID Re-attending between 3 & 9 months - Children	361	541	66.7%	58.5%	59.1%	58.1%
% of FP17s for the same patient ID Re-attending between 3 & 9 months - Adults	229	378	60.6%	49.8%	51.7%	50.6%
% of FP17s for Band 1 Urgent Courses	22	904	2.4%	7.0%	8.0%	9.1%
% of FP17s Relating to Free Repair or Replacements	0	904	0.0%	0.7%	0.8%	0.8%
% of FP17s Relating to Continuations	12	904	1.3%	1.1%	1.0%	1.1%
% of Patients satisfied with the dentistry they have received	3	4	N/A	91.7%	91.5%	91.4%
% of Patients satisfied with the time they had to wait for an appointment	4	4	N/A	90.2%	88.2%	87.7%

* This is based on patients treated on this contract for their most recent course of treatment. Figures in italics indicate the base number of FP17s or Patient Questionnaire responses are less than 100. N/A is shown where the base number of responses is less than 10 during the period. % is calculated as Quantity/Base number*100

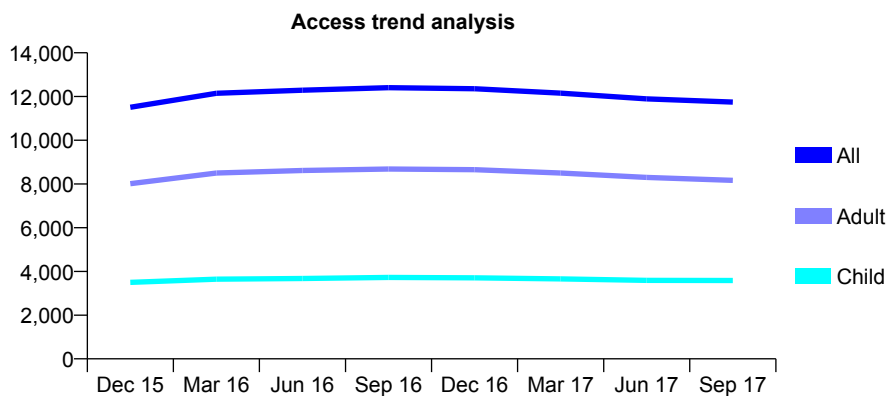
Q53 - Vital Signs At a Glance Contract Report for 148571/0001 - September 2017

Name or company name	Lyppard Dental Centre
Contract type name	GDS Contract
Purpose of contract	General
Contract start date	01/04/2014
Contract end date	

17/18 Contracted general activity (UDA)	26,414
Carry forward general activity (UDA)	-529
17/18 Contracted orthodontic activity (UOA)	0
Carry forward orthodontic activity (UOA)	0
Baseline contract value	£836,091.76

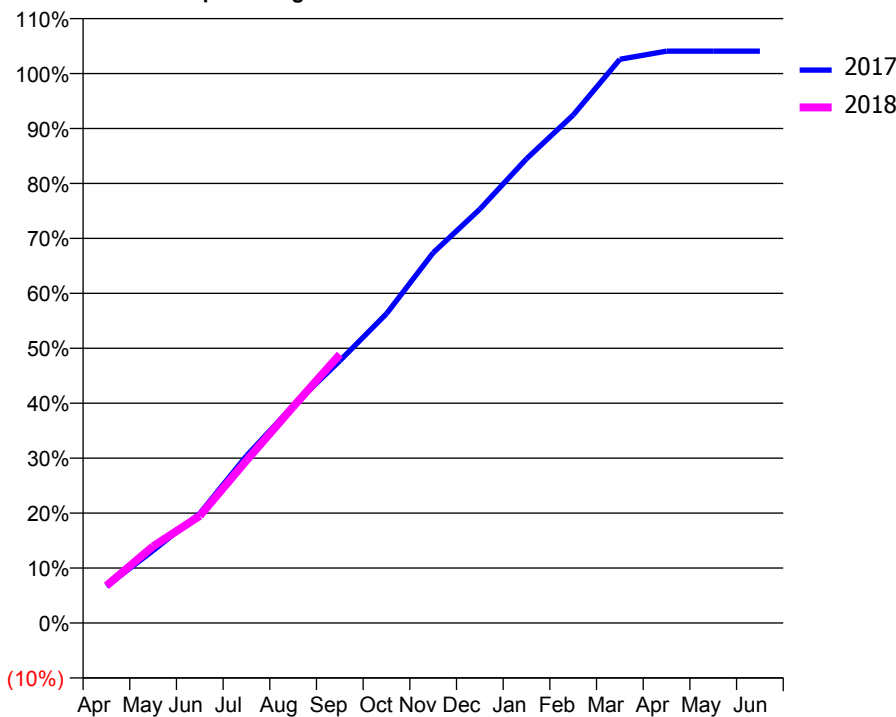
ACCESS*

Patients seen in 24 months	Total	Change since previous quarter
Quarter ending September 2016	12,407	
Quarter ending December 2016	12,359	→
Quarter ending March 2017	12,155	↓
Quarter ending June 2017	11,891	↓
Quarter ending September 2017	11,748	↓
Variance since September 2016	(5.3%)	↓



ACTIVITY

Cumulative percentage of contracted UDA delivered 2017 & 2018



Adjusted Scheduled Activity (UDA)

Month	2017	2018
April	1,765	1,791
May	3,483	3,688
June	5,266	5,151
July	8,033	7,813
August	10,443	10,395
September	12,605	12,911
October	14,866	
November	17,794	
December	19,895	
January	22,313	
February	24,415	
March	27,097	
April	27,487	
May	27,490	
June	27,490	

QUALITY

	Quantity	Base Number	Contract	AT	Region	England
% of FP17s for the same patient ID Re-attending within 3 months - Children	120	2,379	5.0%	9.4%	11.6%	11.9%
% of FP17s for the same patient ID Re-attending within 3 months - Adults	430	4,116	10.4%	12.6%	15.2%	15.9%
% of FP17s for the same patient ID Re-attending between 3 & 9 months - Children	1,194	2,379	50.2%	58.5%	59.1%	58.1%
% of FP17s for the same patient ID Re-attending between 3 & 9 months - Adults	1,517	4,116	36.9%	49.8%	51.7%	50.6%
% of FP17s for Band 1 Urgent Courses	408	6,277	6.5%	7.0%	8.0%	9.1%
% of FP17s Relating to Free Repair or Replacements	53	6,277	0.8%	0.7%	0.8%	0.8%
% of FP17s Relating to Continuations	69	6,277	1.1%	1.1%	1.0%	1.1%
% of Patients satisfied with the dentistry they have received	20	21	95.2%	91.7%	91.5%	91.4%
% of Patients satisfied with the time they had to wait for an appointment	19	21	90.5%	90.2%	88.2%	87.7%

* This is based on patients treated on this contract for their most recent course of treatment. Figures in italics indicate the base number of FP17s or Patient Questionnaire responses are less than 100. N/A is shown where the base number of responses is less than 10 during the period. % is calculated as Quantity/Base number*100

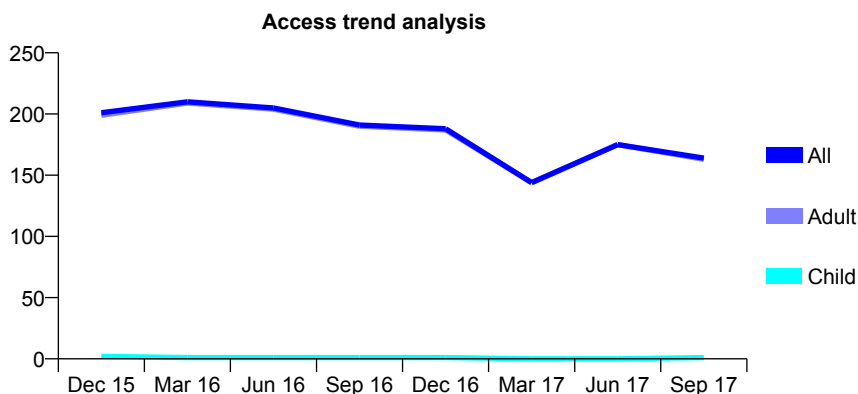
Q53 - Vital Signs At a Glance Contract Report for 148571/0002 - September 2017

Name or company name	Lyppard Dental Centre
Contract type name	GDS Contract
Purpose of contract	General
Contract start date	01/04/2014
Contract end date	

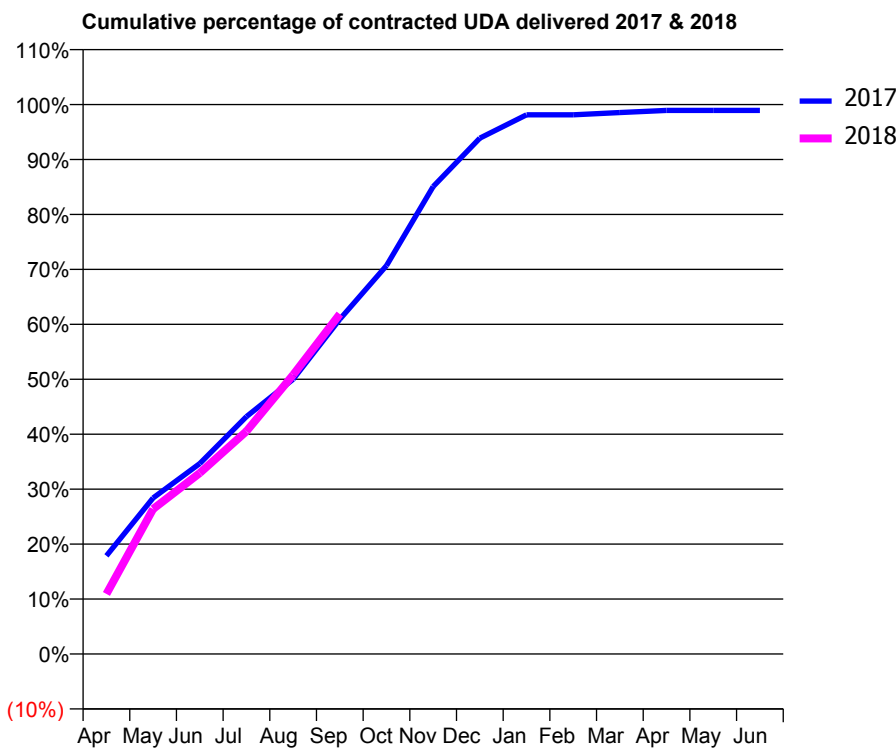
17/18 Contracted general activity (UDA)	750
Carry forward general activity (UDA)	8
17/18 Contracted orthodontic activity (UOA)	0
Carry forward orthodontic activity (UOA)	0
Baseline contract value	£278,492.17

ACCESS*

Patients seen in 24 months	Total	Change since previous quarter
Quarter ending September 2016	191	
Quarter ending December 2016	188	↓
Quarter ending March 2017	144	↓
Quarter ending June 2017	175	↑
Quarter ending September 2017	164	↓
Variance since September 2016	(14.1%)	↓



ACTIVITY



Month	Adjusted Scheduled Activity (UDA)	
	2017	2018
April	134	82
May	213	198
June	260	247
July	324	304
August	375	381
September	457	464
October	530	
November	638	
December	704	
January	736	
February	736	
March	739	
April	742	
May	742	
June	742	

QUALITY

	Quantity	Base Number	Contract	AT	Region	England
% of FP17s for the same patient ID Re-attending within 3 months - Children	0	3	0.0%	9.4%	11.6%	11.9%
% of FP17s for the same patient ID Re-attending within 3 months - Adults	4	162	2.5%	12.6%	15.2%	15.9%
% of FP17s for the same patient ID Re-attending between 3 & 9 months - Children	0	3	0.0%	58.5%	59.1%	58.1%
% of FP17s for the same patient ID Re-attending between 3 & 9 months - Adults	4	162	2.5%	49.8%	51.7%	50.6%
% of FP17s for Band 1 Urgent Courses	0	164	0.0%	7.0%	8.0%	9.1%
% of FP17s Relating to Free Repair or Replacements	0	164	0.0%	0.7%	0.8%	0.8%
% of FP17s Relating to Continuations	1	164	0.6%	1.1%	1.0%	1.1%
% of Patients satisfied with the dentistry they have received	1	1	N/A	91.7%	91.5%	91.4%
% of Patients satisfied with the time they had to wait for an appointment	1	1	N/A	90.2%	88.2%	87.7%

* This is based on patients treated on this contract for their most recent course of treatment. Figures in italics indicate the base number of FP17s or Patient Questionnaire responses are less than 100. N/A is shown where the base number of responses is less than 10 during the period. % is calculated as Quantity/Base number*100

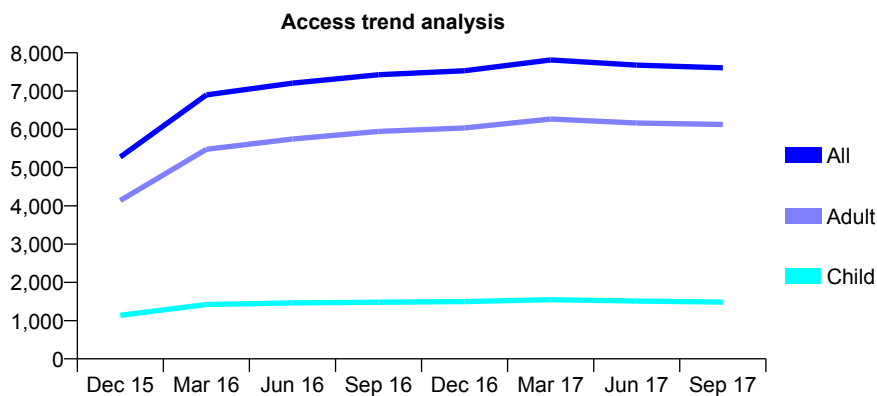
Q53 - Vital Signs At a Glance Contract Report for 150312/0001 - September 2017

Name or company name	Dorset House Dental
Contract type name	GDS Contract
Purpose of contract	General and Orthodontic
Contract start date	01/04/2015
Contract end date	

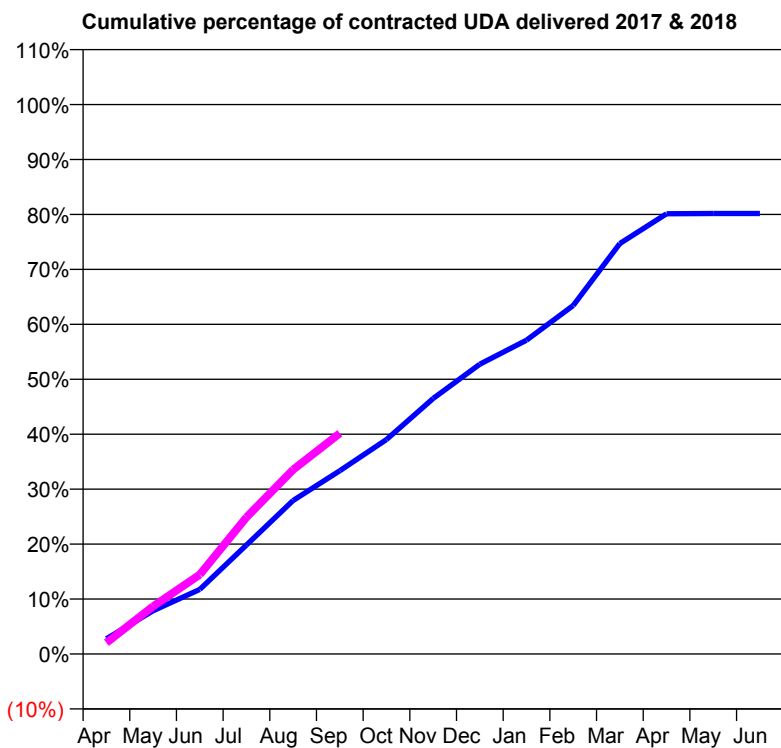
17/18 Contracted general activity (UDA)	21,588
Carry forward general activity (UDA)	0
17/18 Contracted orthodontic activity (UOA)	628
Carry forward orthodontic activity (UOA)	0
Baseline contract value	£697,556.96

ACCESS*

Patients seen in 24 months	Total	Change since previous quarter
Quarter ending September 2016	7,425	
Quarter ending December 2016	7,531	→
Quarter ending March 2017	7,815	↑
Quarter ending June 2017	7,676	↓
Quarter ending September 2017	7,608	→
Variance since September 2016	2.5%	↑



ACTIVITY



Month	Adjusted Scheduled Activity (UDA)	
	2017	2018
April	601	445
May	1,699	1,871
June	2,540	3,119
July	4,282	5,371
August	6,030	7,245
September	7,203	8,675
October	8,427	
November	10,042	
December	11,386	
January	12,327	
February	13,693	
March	16,130	
April	17,295	
May	17,307	
June	17,308	

QUALITY

	Quantity	Base Number	Contract	AT	Region	England
% of FP17s for the same patient ID Re-attending within 3 months - Children	57	993	5.7%	9.4%	11.6%	11.9%
% of FP17s for the same patient ID Re-attending within 3 months - Adults	431	3,336	12.9%	12.6%	15.2%	15.9%
% of FP17s for the same patient ID Re-attending between 3 & 9 months - Children	569	993	57.3%	58.5%	59.1%	58.1%
% of FP17s for the same patient ID Re-attending between 3 & 9 months - Adults	1,327	3,336	39.8%	49.8%	51.7%	50.6%
% of FP17s for Band 1 Urgent Courses	88	3,811	2.3%	7.0%	8.0%	9.1%
% of FP17s Relating to Free Repair or Replacements	34	3,811	0.9%	0.7%	0.8%	0.8%
% of FP17s Relating to Continuations	155	3,811	4.1%	1.1%	1.0%	1.1%
% of Patients satisfied with the dentistry they have received	23	27	85.2%	91.7%	91.5%	91.4%
% of Patients satisfied with the time they had to wait for an appointment	21	27	77.8%	90.2%	88.2%	87.7%

* This is based on patients treated on this contract for their most recent course of treatment. Figures in italics indicate the base number of FP17s or Patient Questionnaire responses are less than 100. N/A is shown where the base number of responses is less than 10 during the period. % is calculated as Quantity/Base number*100

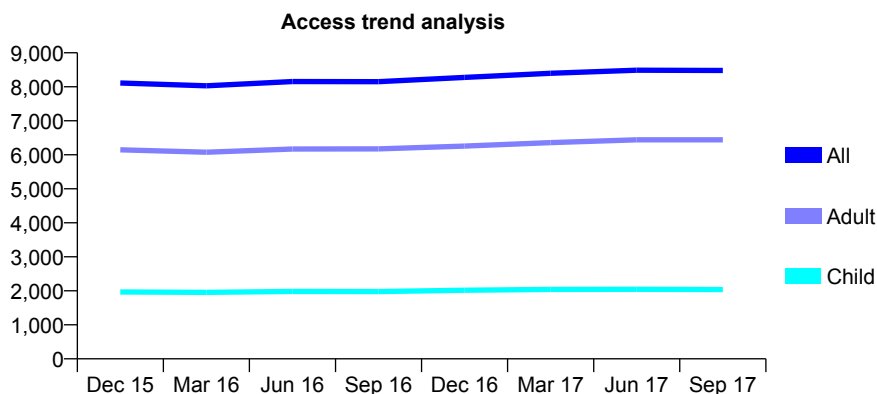
Q53 - Vital Signs At a Glance Contract Report for 152358/0001 - September 2017

Name or company name	Ombersley Road Dental Practice
Contract type name	GDS Contract
Purpose of contract	General
Contract start date	22/03/2011
Contract end date	

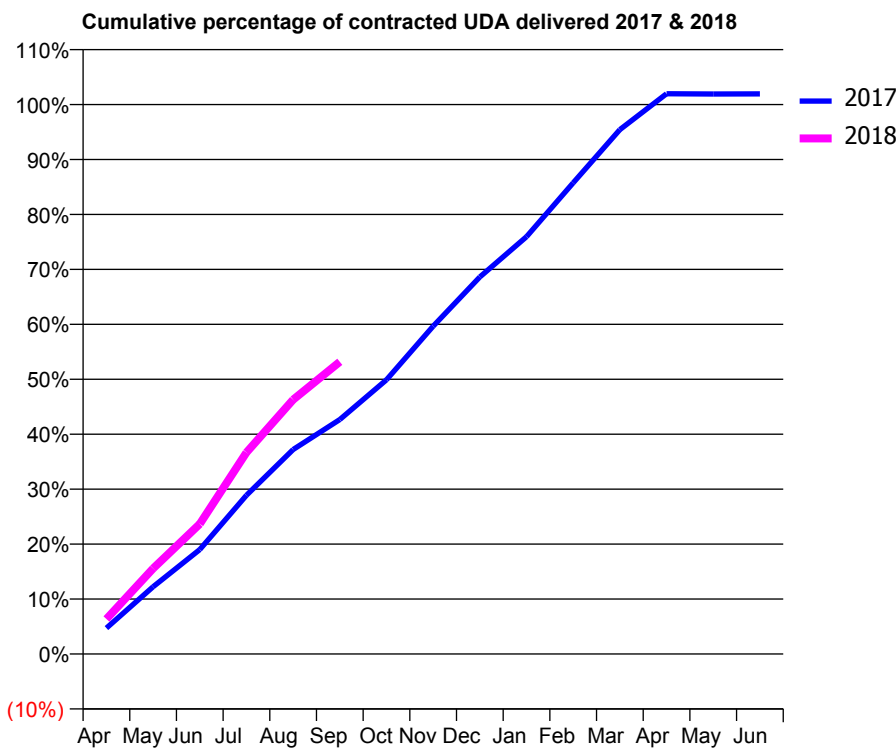
17/18 Contracted general activity (UDA)	25,610
Carry forward general activity (UDA)	-494
17/18 Contracted orthodontic activity (UOA)	0
Carry forward orthodontic activity (UOA)	0
Baseline contract value	£642,467.84

ACCESS*

Patients seen in 24 months	Total	Change since previous quarter
Quarter ending September 2016	8,150	
Quarter ending December 2016	8,275	→
Quarter ending March 2017	8,399	→
Quarter ending June 2017	8,489	→
Quarter ending September 2017	8,479	→
Variance since September 2016	4.0%	↑



ACTIVITY



Month	Adjusted Scheduled Activity (UDA)	
	2017	2018
April	1,206	1,629
May	3,135	3,988
June	4,871	6,064
July	7,400	9,393
August	9,533	11,854
September	10,930	13,622
October	12,779	
November	15,278	
December	17,574	
January	19,449	
February	21,961	
March	24,439	
April	26,113	
May	26,101	
June	26,104	

QUALITY

	Quantity	Base Number	Contract	AT	Region	England
% of FP17s for the same patient ID Re-attending within 3 months - Children	58	1,552	3.7%	9.4%	11.6%	11.9%
% of FP17s for the same patient ID Re-attending within 3 months - Adults	290	4,454	6.5%	12.6%	15.2%	15.9%
% of FP17s for the same patient ID Re-attending between 3 & 9 months - Children	994	1,552	64.0%	58.5%	59.1%	58.1%
% of FP17s for the same patient ID Re-attending between 3 & 9 months - Adults	2,859	4,454	64.2%	49.8%	51.7%	50.6%
% of FP17s for Band 1 Urgent Courses	173	5,383	3.2%	7.0%	8.0%	9.1%
% of FP17s Relating to Free Repair or Replacements	10	5,383	0.2%	0.7%	0.8%	0.8%
% of FP17s Relating to Continuations	3	5,383	0.1%	1.1%	1.0%	1.1%
% of Patients satisfied with the dentistry they have received	24	26	92.3%	91.7%	91.5%	91.4%
% of Patients satisfied with the time they had to wait for an appointment	23	26	88.5%	90.2%	88.2%	87.7%

* This is based on patients treated on this contract for their most recent course of treatment. Figures in italics indicate the base number of FP17s or Patient Questionnaire responses are less than 100. N/A is shown where the base number of responses is less than 10 during the period. % is calculated as Quantity/Base number*100

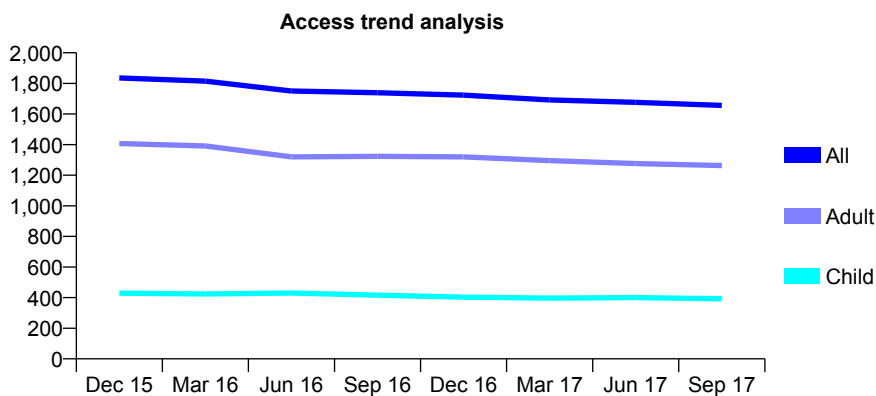
Q53 - Vital Signs At a Glance Contract Report for 152366/0001 - September 2017

Name or company name	Damani Dental Practice.
Contract type name	GDS Contract
Purpose of contract	General
Contract start date	08/12/2010
Contract end date	

17/18 Contracted general activity (UDA)	5,961
Carry forward general activity (UDA)	-70
17/18 Contracted orthodontic activity (UOA)	0
Carry forward orthodontic activity (UOA)	0
Baseline contract value	£153,312.28

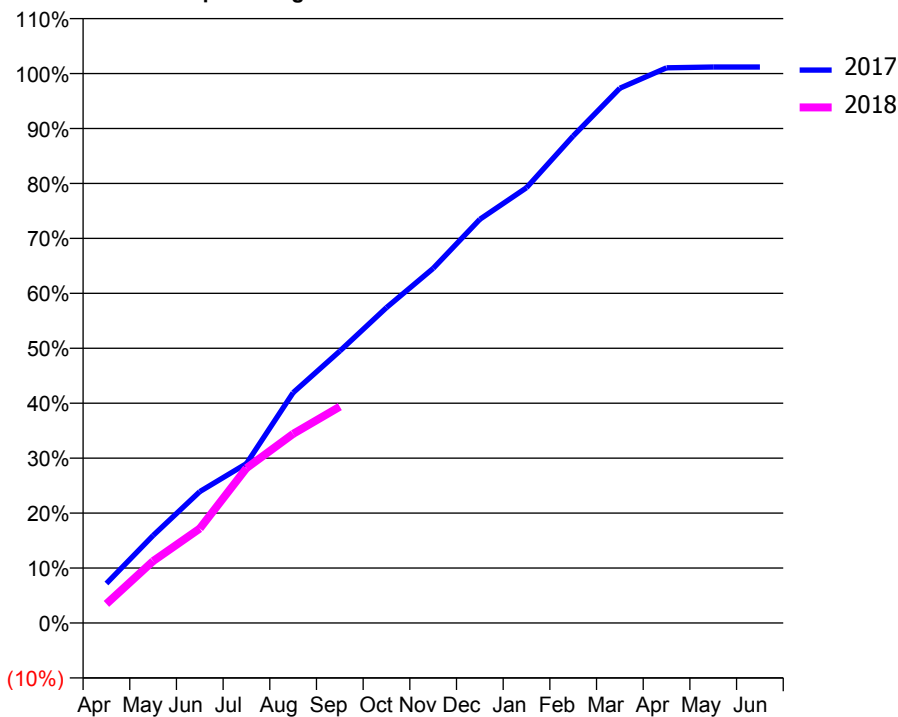
ACCESS*

Patients seen in 24 months	Total	Change since previous quarter
Quarter ending September 2016	1,739	
Quarter ending December 2016	1,723	→
Quarter ending March 2017	1,692	↓
Quarter ending June 2017	1,676	→
Quarter ending September 2017	1,656	↓
Variance since September 2016	(4.8%)	↓



ACTIVITY

Cumulative percentage of contracted UDA delivered 2017 & 2018



Adjusted Scheduled Activity (UDA)

Month	2017	2018
April	429	208
May	949	671
June	1,426	1,025
July	1,730	1,680
August	2,499	2,052
September	2,951	2,347
October	3,422	
November	3,847	
December	4,380	
January	4,722	
February	5,283	
March	5,801	
April	6,023	
May	6,031	
June	6,031	

QUALITY

	Quantity	Base Number	Contract	AT	Region	England
% of FP17s for the same patient ID Re-attending within 3 months - Children	16	317	5.0%	9.4%	11.6%	11.9%
% of FP17s for the same patient ID Re-attending within 3 months - Adults	99	945	10.5%	12.6%	15.2%	15.9%
% of FP17s for the same patient ID Re-attending between 3 & 9 months - Children	205	317	64.7%	58.5%	59.1%	58.1%
% of FP17s for the same patient ID Re-attending between 3 & 9 months - Adults	612	945	64.8%	49.8%	51.7%	50.6%
% of FP17s for Band 1 Urgent Courses	62	1,161	5.3%	7.0%	8.0%	9.1%
% of FP17s Relating to Free Repair or Replacements	18	1,161	1.6%	0.7%	0.8%	0.8%
% of FP17s Relating to Continuations	24	1,161	2.1%	1.1%	1.0%	1.1%
% of Patients satisfied with the dentistry they have received	7	7	N/A	91.7%	91.5%	91.4%
% of Patients satisfied with the time they had to wait for an appointment	7	7	N/A	90.2%	88.2%	87.7%

* This is based on patients treated on this contract for their most recent course of treatment. Figures in italics indicate the base number of FP17s or Patient Questionnaire responses are less than 100. N/A is shown where the base number of responses is less than 10 during the period. % is calculated as Quantity/Base number*100

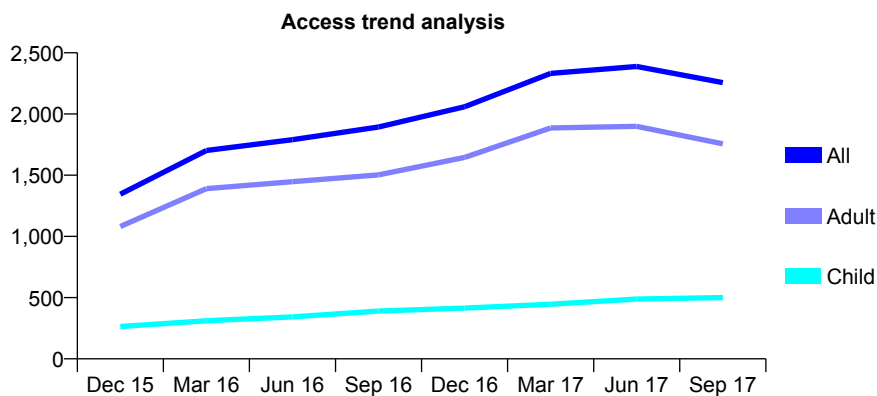
Q53 - Vital Signs At a Glance Contract Report for 152854/0001 - September 2017

Name or company name	Cottage Dental Practice
Contract type name	GDS Contract
Purpose of contract	General
Contract start date	01/07/2015
Contract end date	

17/18 Contracted general activity (UDA)	6,331
Carry forward general activity (UDA)	-39
17/18 Contracted orthodontic activity (UOA)	0
Carry forward orthodontic activity (UOA)	0
Baseline contract value	£180,030.17

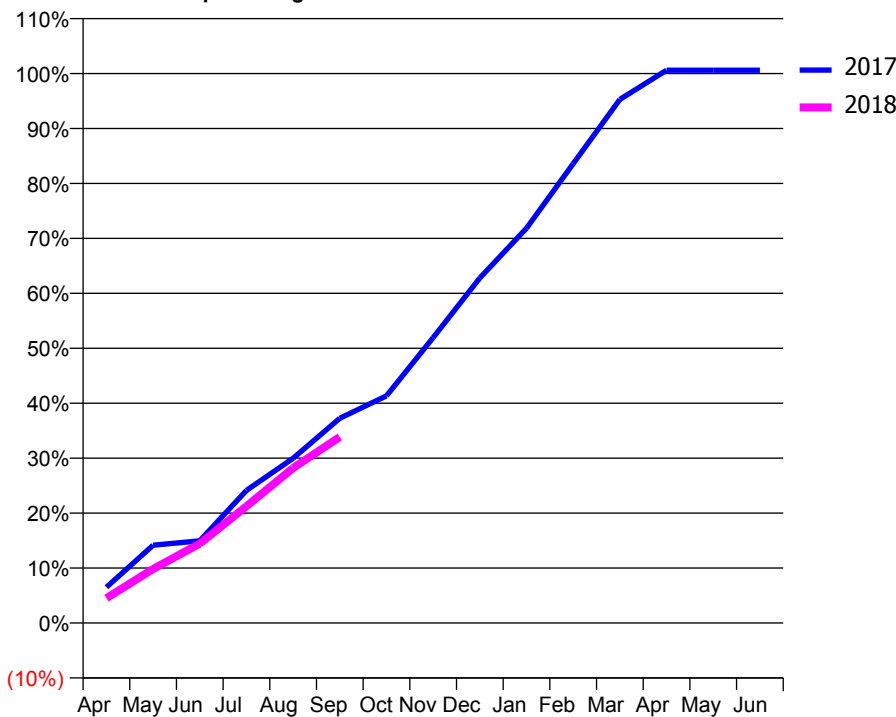
ACCESS*

Patients seen in 24 months	Total	Change since previous quarter
Quarter ending September 2016	1,894	
Quarter ending December 2016	2,059	↑
Quarter ending March 2017	2,332	↑
Quarter ending June 2017	2,388	↑
Quarter ending September 2017	2,257	↓
Variance since September 2016	19.2%	↑



ACTIVITY

Cumulative percentage of contracted UDA delivered 2017 & 2018



Month	Adjusted Scheduled Activity (UDA)	
	2017	2018
April	413	287
May	897	622
June	947	916
July	1,528	1,345
August	1,897	1,786
September	2,359	2,143
October	2,618	
November	3,288	
December	3,975	
January	4,548	
February	5,292	
March	6,032	
April	6,369	
May	6,369	
June	6,369	

QUALITY

	Quantity	Base Number	Contract	AT	Region	England
% of FP17s for the same patient ID Re-attending within 3 months - Children	18	395	4.6%	9.4%	11.6%	11.9%
% of FP17s for the same patient ID Re-attending within 3 months - Adults	50	359	13.9%	12.6%	15.2%	15.9%
% of FP17s for the same patient ID Re-attending between 3 & 9 months - Children	219	395	55.4%	58.5%	59.1%	58.1%
% of FP17s for the same patient ID Re-attending between 3 & 9 months - Adults	161	359	44.8%	49.8%	51.7%	50.6%
% of FP17s for Band 1 Urgent Courses	11	646	1.7%	7.0%	8.0%	9.1%
% of FP17s Relating to Free Repair or Replacements	2	646	0.3%	0.7%	0.8%	0.8%
% of FP17s Relating to Continuations	3	646	0.5%	1.1%	1.0%	1.1%
% of Patients satisfied with the dentistry they have received	7	9	N/A	91.7%	91.5%	91.4%
% of Patients satisfied with the time they had to wait for an appointment	6	9	N/A	90.2%	88.2%	87.7%

* This is based on patients treated on this contract for their most recent course of treatment. Figures in italics indicate the base number of FP17s or Patient Questionnaire responses are less than 100. N/A is shown where the base number of responses is less than 10 during the period. % is calculated as Quantity/Base number*100

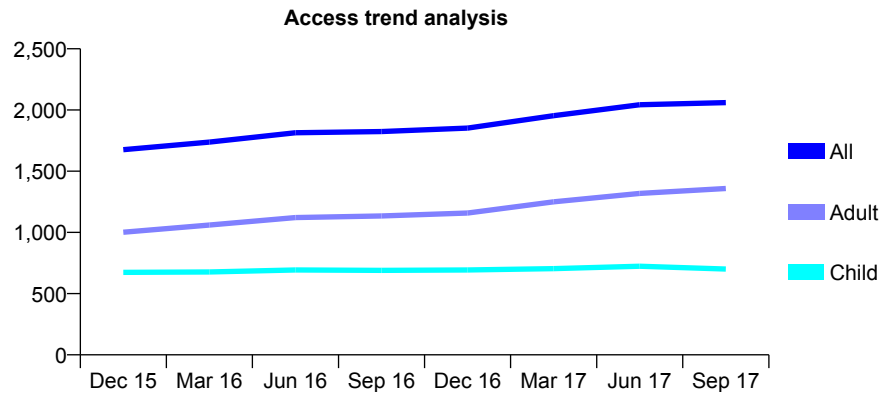
Q53 - Vital Signs At a Glance Contract Report for 153486/0001 - September 2017

Name or company name	Gosford Lodge Dental Surgery
Contract type name	GDS Contract
Purpose of contract	General
Contract start date	21/04/2012
Contract end date	

17/18 Contracted general activity (UDA)	5,515
Carry forward general activity (UDA)	0
17/18 Contracted orthodontic activity (UOA)	0
Carry forward orthodontic activity (UOA)	0
Baseline contract value	£150,867.85

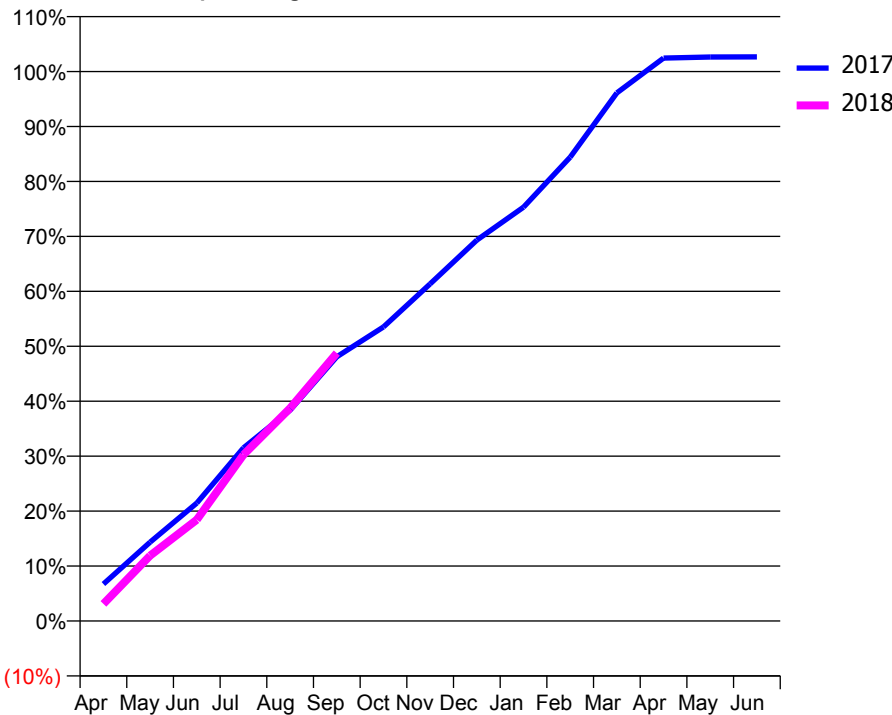
ACCESS*

Patients seen in 24 months	Total	Change since previous quarter
Quarter ending September 2016	1,824	
Quarter ending December 2016	1,852	→
Quarter ending March 2017	1,954	↑
Quarter ending June 2017	2,043	↑
Quarter ending September 2017	2,060	→
Variance since September 2016	12.9%	↑



ACTIVITY

Cumulative percentage of contracted UDA delivered 2017 & 2018



Month	Adjusted Scheduled Activity (UDA)	
	2017	2018
April	372	172
May	792	656
June	1,183	1,017
July	1,738	1,669
August	2,116	2,137
September	2,652	2,689
October	2,951	
November	3,384	
December	3,822	
January	4,153	
February	4,655	
March	5,301	
April	5,650	
May	5,661	
June	5,662	

QUALITY

	Quantity	Base Number	Contract	AT	Region	England
% of FP17s for the same patient ID Re-attending within 3 months - Children	28	488	5.7%	9.4%	11.6%	11.9%
% of FP17s for the same patient ID Re-attending within 3 months - Adults	94	756	12.4%	12.6%	15.2%	15.9%
% of FP17s for the same patient ID Re-attending between 3 & 9 months - Children	258	488	52.9%	58.5%	59.1%	58.1%
% of FP17s for the same patient ID Re-attending between 3 & 9 months - Adults	265	756	35.1%	49.8%	51.7%	50.6%
% of FP17s for Band 1 Urgent Courses	117	1,126	10.4%	7.0%	8.0%	9.1%
% of FP17s Relating to Free Repair or Replacements	5	1,126	0.4%	0.7%	0.8%	0.8%
% of FP17s Relating to Continuations	0	1,126	0.0%	1.1%	1.0%	1.1%
% of Patients satisfied with the dentistry they have received	6	7	N/A	91.7%	91.5%	91.4%
% of Patients satisfied with the time they had to wait for an appointment	6	7	N/A	90.2%	88.2%	87.7%

* This is based on patients treated on this contract for their most recent course of treatment. Figures in italics indicate the base number of FP17s or Patient Questionnaire responses are less than 100. N/A is shown where the base number of responses is less than 10 during the period. % is calculated as Quantity/Base number*100

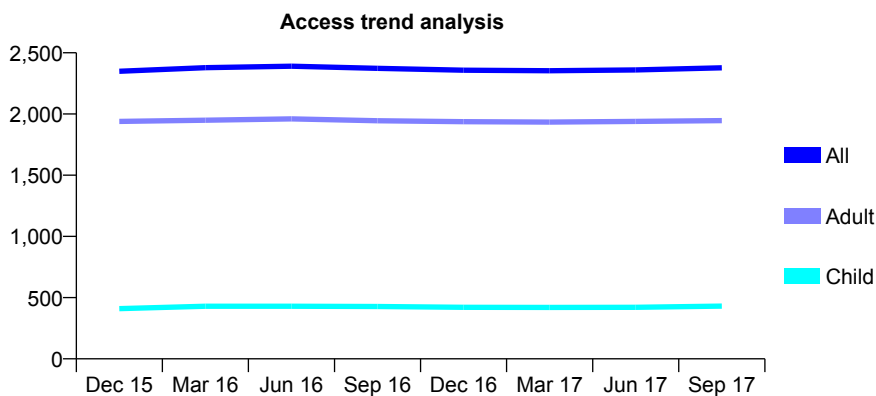
Q53 - Vital Signs At a Glance Contract Report for 158380/0001 - September 2017

Name or company name	Callowbrook Dental Surgery
Contract type name	GDS Contract
Purpose of contract	General
Contract start date	06/12/2010
Contract end date	

17/18 Contracted general activity (UDA)	7,424
Carry forward general activity (UDA)	-149
17/18 Contracted orthodontic activity (UOA)	0
Carry forward orthodontic activity (UOA)	0
Baseline contract value	£172,990.55

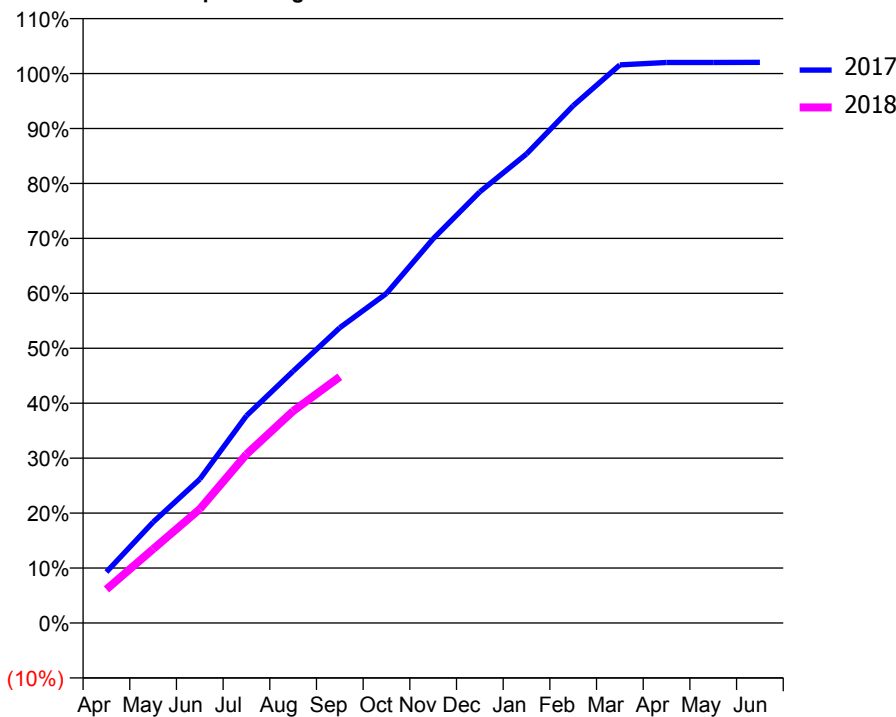
ACCESS*

Patients seen in 24 months	Total	Change since previous quarter
Quarter ending September 2016	2,373	
Quarter ending December 2016	2,358	→
Quarter ending March 2017	2,354	→
Quarter ending June 2017	2,360	→
Quarter ending September 2017	2,377	→
Variance since September 2016	0.2%	→



ACTIVITY

Cumulative percentage of contracted UDA delivered 2017 & 2018



Month	Adjusted Scheduled Activity (UDA)	
	2017	2018
April	689	455
May	1,363	1,000
June	1,943	1,540
July	2,800	2,280
August	3,403	2,864
September	3,990	3,326
October	4,452	
November	5,191	
December	5,825	
January	6,337	
February	6,989	
March	7,540	
April	7,573	
May	7,573	
June	7,574	

QUALITY

	Quantity	Base Number	Contract	AT	Region	England
% of FP17s for the same patient ID Re-attending within 3 months - Children	17	320	5.3%	9.4%	11.6%	11.9%
% of FP17s for the same patient ID Re-attending within 3 months - Adults	266	1,453	18.3%	12.6%	15.2%	15.9%
% of FP17s for the same patient ID Re-attending between 3 & 9 months - Children	188	320	58.8%	58.5%	59.1%	58.1%
% of FP17s for the same patient ID Re-attending between 3 & 9 months - Adults	838	1,453	57.7%	49.8%	51.7%	50.6%
% of FP17s for Band 1 Urgent Courses	95	1,751	5.4%	7.0%	8.0%	9.1%
% of FP17s Relating to Free Repair or Replacements	44	1,751	2.5%	0.7%	0.8%	0.8%
% of FP17s Relating to Continuations	78	1,751	4.5%	1.1%	1.0%	1.1%
% of Patients satisfied with the dentistry they have received	6	6	N/A	91.7%	91.5%	91.4%
% of Patients satisfied with the time they had to wait for an appointment	6	6	N/A	90.2%	88.2%	87.7%

* This is based on patients treated on this contract for their most recent course of treatment. Figures in italics indicate the base number of FP17s or Patient Questionnaire responses are less than 100. N/A is shown where the base number of responses is less than 10 during the period. % is calculated as Quantity/Base number*100

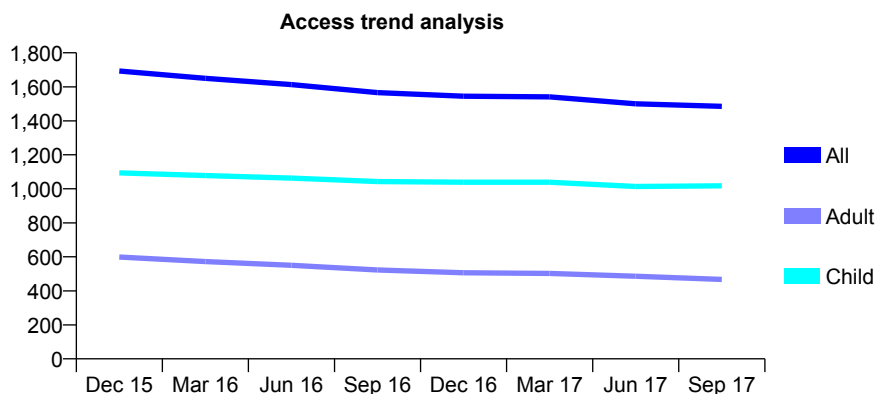
Q53 - Vital Signs At a Glance Contract Report for 159344/0001 - September 2017

Name or company name	Whitehouse Partners and Associates
Contract type name	GDS Contract
Purpose of contract	General
Contract start date	03/03/2011
Contract end date	

17/18 Contracted general activity (UDA)	3,200
Carry forward general activity (UDA)	0
17/18 Contracted orthodontic activity (UOA)	0
Carry forward orthodontic activity (UOA)	0
Baseline contract value	£81,587.89

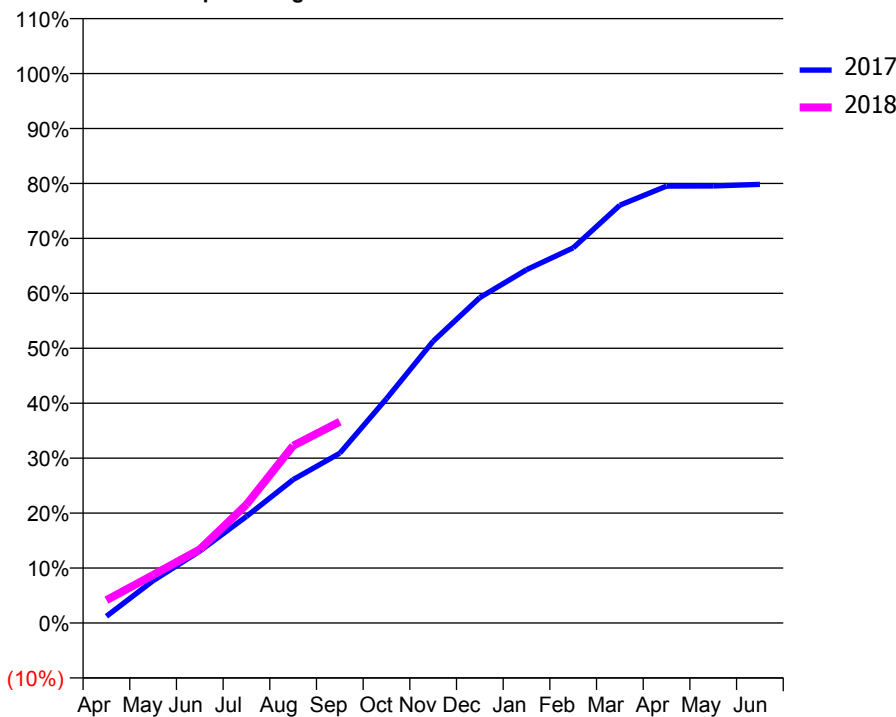
ACCESS*

Patients seen in 24 months	Total	Change since previous quarter
Quarter ending September 2016	1,566	
Quarter ending December 2016	1,545	↓
Quarter ending March 2017	1,541	→
Quarter ending June 2017	1,500	↓
Quarter ending September 2017	1,485	↓
Variance since September 2016	(5.2%)	↓



ACTIVITY

Cumulative percentage of contracted UDA delivered 2017 & 2018



Month	Adjusted Scheduled Activity (UDA)	
	2017	2018
April	39	133
May	247	280
June	419	429
July	621	690
August	835	1,033
September	989	1,172
October	1,306	
November	1,641	
December	1,895	
January	2,058	
February	2,185	
March	2,434	
April	2,544	
May	2,545	
June	2,554	

QUALITY

	Quantity	Base Number	Contract	AT	Region	England
% of FP17s for the same patient ID Re-attending within 3 months - Children	26	692	3.8%	9.4%	11.6%	11.9%
% of FP17s for the same patient ID Re-attending within 3 months - Adults	18	212	8.5%	12.6%	15.2%	15.9%
% of FP17s for the same patient ID Re-attending between 3 & 9 months - Children	391	692	56.5%	58.5%	59.1%	58.1%
% of FP17s for the same patient ID Re-attending between 3 & 9 months - Adults	121	212	57.1%	49.8%	51.7%	50.6%
% of FP17s for Band 1 Urgent Courses	21	826	2.5%	7.0%	8.0%	9.1%
% of FP17s Relating to Free Repair or Replacements	0	826	0.0%	0.7%	0.8%	0.8%
% of FP17s Relating to Continuations	1	826	0.1%	1.1%	1.0%	1.1%
% of Patients satisfied with the dentistry they have received	1	1	N/A	91.7%	91.5%	91.4%
% of Patients satisfied with the time they had to wait for an appointment	1	1	N/A	90.2%	88.2%	87.7%

* This is based on patients treated on this contract for their most recent course of treatment. Figures in italics indicate the base number of FP17s or Patient Questionnaire responses are less than 100. N/A is shown where the base number of responses is less than 10 during the period. % is calculated as Quantity/Base number*100

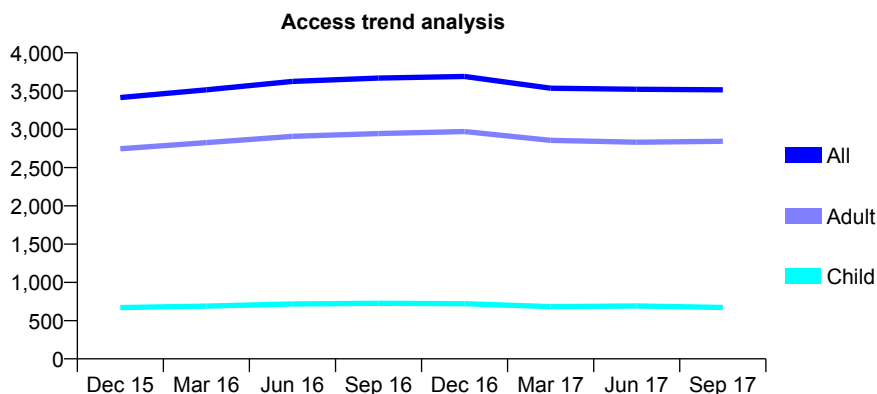
Q53 - Vital Signs At a Glance Contract Report for 161748/0001 - September 2017

Name or company name	The Cottage Dental Surgery
Contract type name	GDS Contract
Purpose of contract	General
Contract start date	04/01/2011
Contract end date	

17/18 Contracted general activity (UDA)	10,195
Carry forward general activity (UDA)	208
17/18 Contracted orthodontic activity (UOA)	0
Carry forward orthodontic activity (UOA)	0
Baseline contract value	£219,368.81

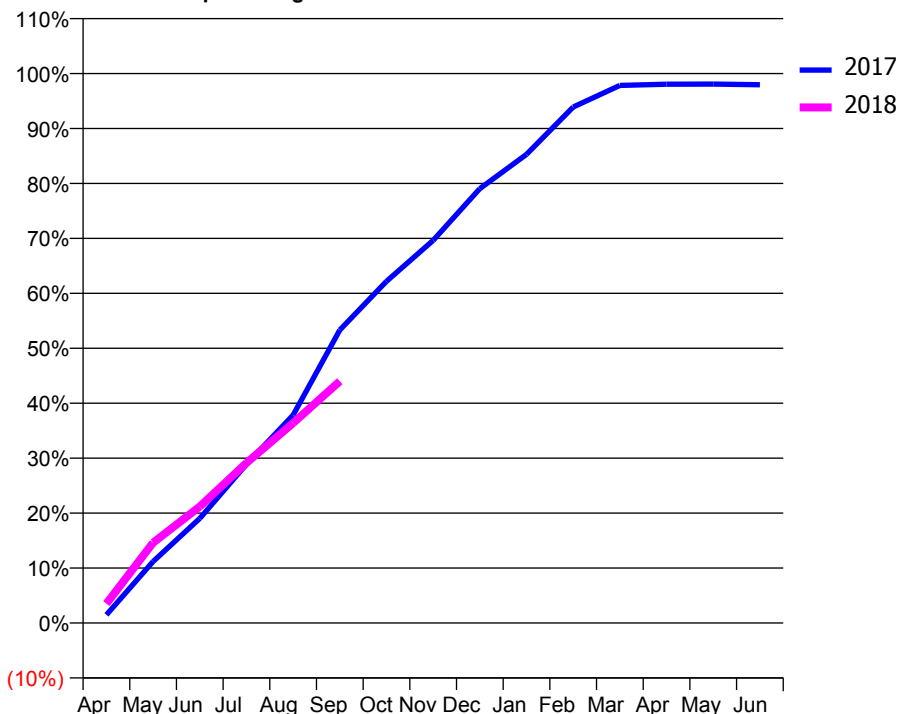
ACCESS*

Patients seen in 24 months	Total	Change since previous quarter
Quarter ending September 2016	3,670	
Quarter ending December 2016	3,690	→
Quarter ending March 2017	3,538	↓
Quarter ending June 2017	3,523	→
Quarter ending September 2017	3,516	→
Variance since September 2016	(4.2%)	↓



ACTIVITY

Cumulative percentage of contracted UDA delivered 2017 & 2018



Adjusted Scheduled Activity (UDA)

Month	2017	2018
April	152	360
May	1,141	1,491
June	1,940	2,161
July	2,945	2,970
August	3,858	3,710
September	5,437	4,485
October	6,341	
November	7,100	
December	8,058	
January	8,696	
February	9,574	
March	9,973	
April	9,996	
May	9,999	
June	9,987	

QUALITY

	Quantity	Base Number	Contract	AT	Region	England
% of FP17s for the same patient ID Re-attending within 3 months - Children	33	483	6.8%	9.4%	11.6%	11.9%
% of FP17s for the same patient ID Re-attending within 3 months - Adults	269	1,881	14.3%	12.6%	15.2%	15.9%
% of FP17s for the same patient ID Re-attending between 3 & 9 months - Children	256	483	53.0%	58.5%	59.1%	58.1%
% of FP17s for the same patient ID Re-attending between 3 & 9 months - Adults	997	1,881	53.0%	49.8%	51.7%	50.6%
% of FP17s for Band 1 Urgent Courses	297	2,360	12.6%	7.0%	8.0%	9.1%
% of FP17s Relating to Free Repair or Replacements	44	2,360	1.9%	0.7%	0.8%	0.8%
% of FP17s Relating to Continuations	20	2,360	0.8%	1.1%	1.0%	1.1%
% of Patients satisfied with the dentistry they have received	12	14	85.7%	91.7%	91.5%	91.4%
% of Patients satisfied with the time they had to wait for an appointment	11	14	78.6%	90.2%	88.2%	87.7%

* This is based on patients treated on this contract for their most recent course of treatment. Figures in italics indicate the base number of FP17s or Patient Questionnaire responses are less than 100. N/A is shown where the base number of responses is less than 10 during the period. % is calculated as Quantity/Base number*100

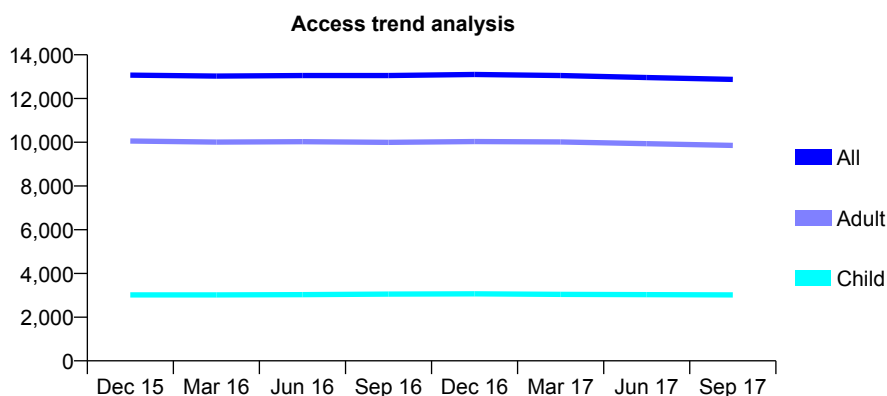
Q53 - Vital Signs At a Glance Contract Report for 164062/0001 - September 2017

Name or company name	Integrated Dental Holdings Limited (IDH 47)
Contract type name	GDS Contract
Purpose of contract	General
Contract start date	18/01/2011
Contract end date	

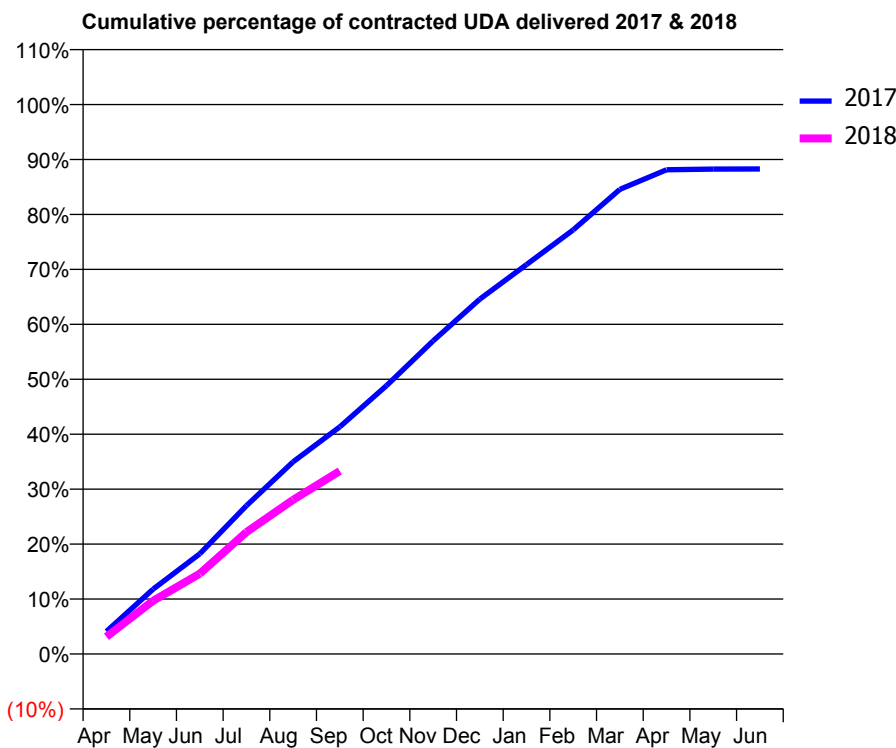
17/18 Contracted general activity (UDA)	42,352
Carry forward general activity (UDA)	0
17/18 Contracted orthodontic activity (UOA)	0
Carry forward orthodontic activity (UOA)	0
Baseline contract value	£921,773.31

ACCESS*

Patients seen in 24 months	Total	Change since previous quarter
Quarter ending September 2016	13,049	
Quarter ending December 2016	13,098	→
Quarter ending March 2017	13,049	→
Quarter ending June 2017	12,962	→
Quarter ending September 2017	12,872	→
Variance since September 2016	(1.4%)	↓



ACTIVITY



Month	Adjusted Scheduled Activity (UDA)	
	2017	2018
April	1,743	1,331
May	5,000	4,106
June	7,724	6,196
July	11,439	9,399
August	14,816	11,882
September	17,510	14,107
October	20,682	
November	24,139	
December	27,352	
January	30,018	
February	32,690	
March	35,817	
April	37,326	
May	37,378	
June	37,380	

QUALITY

	Quantity	Base Number	Contract	AT	Region	England
% of FP17s for the same patient ID Re-attending within 3 months - Children	105	2,117	5.0%	9.4%	11.6%	11.9%
% of FP17s for the same patient ID Re-attending within 3 months - Adults	627	5,991	10.5%	12.6%	15.2%	15.9%
% of FP17s for the same patient ID Re-attending between 3 & 9 months - Children	1,470	2,117	69.4%	58.5%	59.1%	58.1%
% of FP17s for the same patient ID Re-attending between 3 & 9 months - Adults	3,325	5,991	55.5%	49.8%	51.7%	50.6%
% of FP17s for Band 1 Urgent Courses	561	7,382	7.6%	7.0%	8.0%	9.1%
% of FP17s Relating to Free Repair or Replacements	36	7,382	0.5%	0.7%	0.8%	0.8%
% of FP17s Relating to Continuations	76	7,382	1.0%	1.1%	1.0%	1.1%
% of Patients satisfied with the dentistry they have received	26	28	92.9%	91.7%	91.5%	91.4%
% of Patients satisfied with the time they had to wait for an appointment	26	28	92.9%	90.2%	88.2%	87.7%

* This is based on patients treated on this contract for their most recent course of treatment. Figures in italics indicate the base number of FP17s or Patient Questionnaire responses are less than 100. N/A is shown where the base number of responses is less than 10 during the period. % is calculated as Quantity/Base number*100

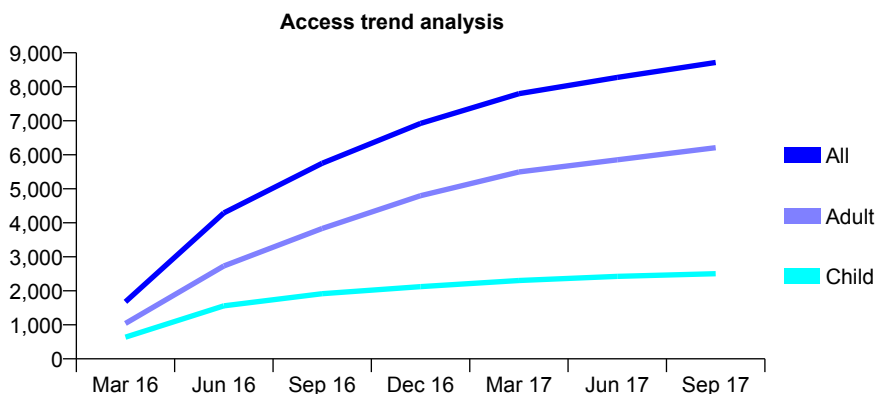
Q53 - Vital Signs At a Glance Contract Report for 165182/0001 - September 2017

Name or company name	Dentist at Redhouse Ltd
Contract type name	GDS Contract
Purpose of contract	General
Contract start date	01/02/2016
Contract end date	

17/18 Contracted general activity (UDA)	21,849
Carry forward general activity (UDA)	-140
17/18 Contracted orthodontic activity (UOA)	0
Carry forward orthodontic activity (UOA)	0
Baseline contract value	£708,628.46

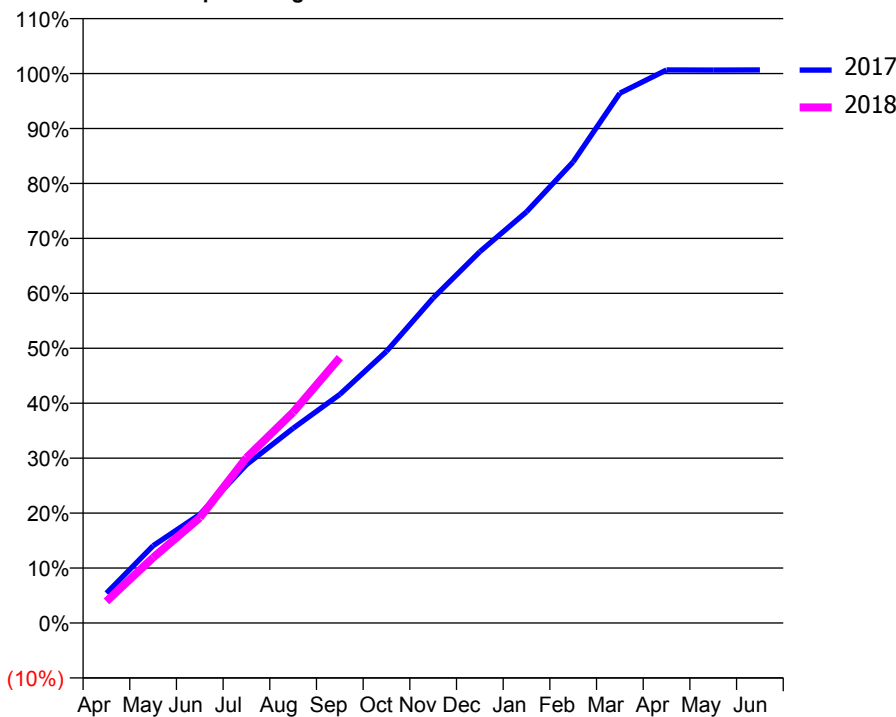
ACCESS*

Patients seen in 24 months	Total	Change since previous quarter
Quarter ending September 2016	5,751	
Quarter ending December 2016	6,922	↑
Quarter ending March 2017	7,798	↑
Quarter ending June 2017	8,278	↑
Quarter ending September 2017	8,715	↑
Variance since September 2016	51.5%	↑



ACTIVITY

Cumulative percentage of contracted UDA delivered 2017 & 2018



Month	2017	2018
April	1,184	859
May	3,073	2,599
June	4,317	4,183
July	6,299	6,570
August	7,744	8,379
September	9,090	10,553
October	10,801	
November	12,921	
December	14,765	
January	16,351	
February	18,337	
March	21,070	
April	21,990	
May	21,985	
June	21,989	

QUALITY

	Quantity	Base Number	Contract	AT	Region	England
% of FP17s for the same patient ID Re-attending within 3 months - Children	119	1,989	6.0%	9.4%	11.6%	11.9%
% of FP17s for the same patient ID Re-attending within 3 months - Adults	440	4,142	10.6%	12.6%	15.2%	15.9%
% of FP17s for the same patient ID Re-attending between 3 & 9 months - Children	1,270	1,989	63.9%	58.5%	59.1%	58.1%
% of FP17s for the same patient ID Re-attending between 3 & 9 months - Adults	1,828	4,142	44.1%	49.8%	51.7%	50.6%
% of FP17s for Band 1 Urgent Courses	217	4,806	4.5%	7.0%	8.0%	9.1%
% of FP17s Relating to Free Repair or Replacements	41	4,806	0.9%	0.7%	0.8%	0.8%
% of FP17s Relating to Continuations	29	4,806	0.6%	1.1%	1.0%	1.1%
% of Patients satisfied with the dentistry they have received	12	13	92.3%	91.7%	91.5%	91.4%
% of Patients satisfied with the time they had to wait for an appointment	12	13	92.3%	90.2%	88.2%	87.7%

* This is based on patients treated on this contract for their most recent course of treatment. Figures in italics indicate the base number of FP17s or Patient Questionnaire responses are less than 100. N/A is shown where the base number of responses is less than 10 during the period. % is calculated as Quantity/Base number*100

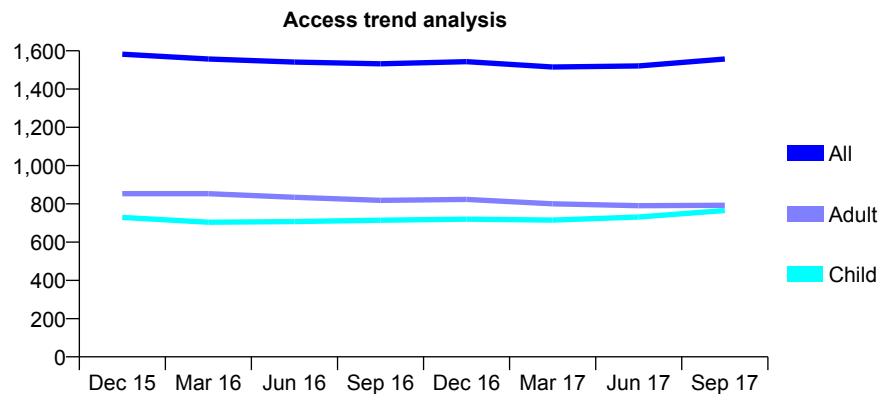
Q53 - Vital Signs At a Glance Contract Report for 166170/0001 - September 2017

Name or company name	Rubery Dental Surgery Limited
Contract type name	GDS Contract
Purpose of contract	General
Contract start date	01/11/2007
Contract end date	

17/18 Contracted general activity (UDA)	7,372
Carry forward general activity (UDA)	-91
17/18 Contracted orthodontic activity (UOA)	0
Carry forward orthodontic activity (UOA)	0
Baseline contract value	£176,464.05

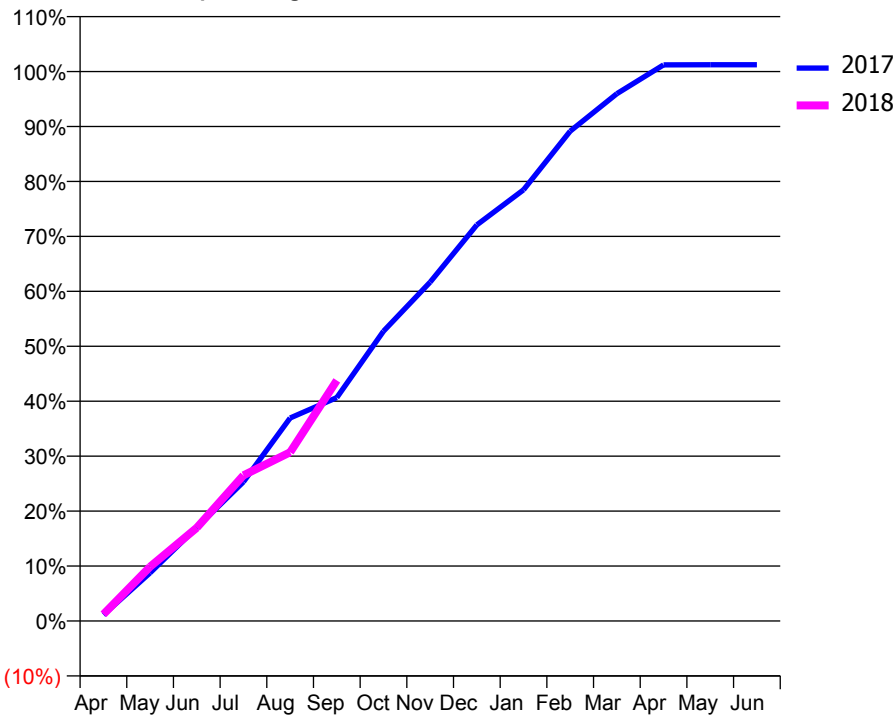
ACCESS*

Patients seen in 24 months	Total	Change since previous quarter
Quarter ending September 2016	1,532	
Quarter ending December 2016	1,543	→
Quarter ending March 2017	1,515	↓
Quarter ending June 2017	1,521	→
Quarter ending September 2017	1,557	↑
Variance since September 2016	1.6%	→



ACTIVITY

Cumulative percentage of contracted UDA delivered 2017 & 2018



Month	Adjusted Scheduled Activity (UDA)	
	2017	2018
April	84	91
May	647	728
June	1,256	1,252
July	1,867	1,954
August	2,724	2,264
September	2,998	3,228
October	3,888	
November	4,547	
December	5,314	
January	5,784	
February	6,573	
March	7,074	
April	7,461	
May	7,463	
June	7,463	

QUALITY

	Quantity	Base Number	Contract	AT	Region	England
% of FP17s for the same patient ID Re-attending within 3 months - Children	19	523	3.6%	9.4%	11.6%	11.9%
% of FP17s for the same patient ID Re-attending within 3 months - Adults	38	576	6.6%	12.6%	15.2%	15.9%
% of FP17s for the same patient ID Re-attending between 3 & 9 months - Children	280	523	53.5%	58.5%	59.1%	58.1%
% of FP17s for the same patient ID Re-attending between 3 & 9 months - Adults	397	576	68.9%	49.8%	51.7%	50.6%
% of FP17s for Band 1 Urgent Courses	69	942	7.3%	7.0%	8.0%	9.1%
% of FP17s Relating to Free Repair or Replacements	0	942	0.0%	0.7%	0.8%	0.8%
% of FP17s Relating to Continuations	0	942	0.0%	1.1%	1.0%	1.1%
% of Patients satisfied with the dentistry they have received	3	3	N/A	91.7%	91.5%	91.4%
% of Patients satisfied with the time they had to wait for an appointment	3	3	N/A	90.2%	88.2%	87.7%

* This is based on patients treated on this contract for their most recent course of treatment. Figures in italics indicate the base number of FP17s or Patient Questionnaire responses are less than 100. N/A is shown where the base number of responses is less than 10 during the period. % is calculated as Quantity/Base number*100

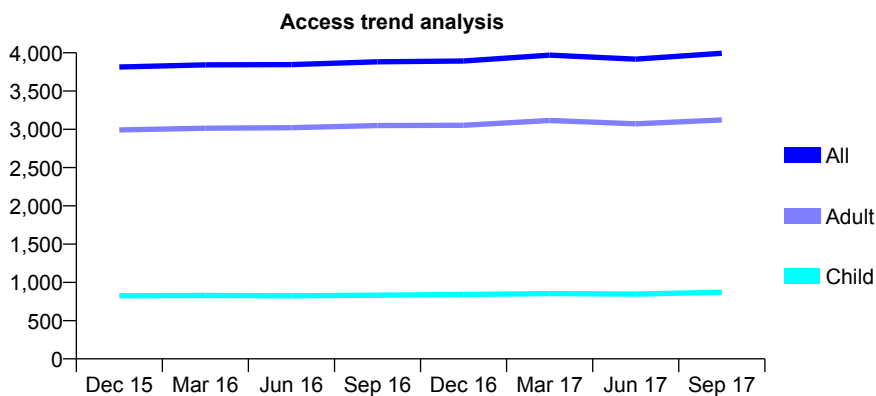
Q53 - Vital Signs At a Glance Contract Report for 167444/0001 - September 2017

Name or company name	Eachway Dental Practice
Contract type name	GDS Contract
Purpose of contract	General
Contract start date	01/04/2012
Contract end date	

17/18 Contracted general activity (UDA)	9,534
Carry forward general activity (UDA)	184
17/18 Contracted orthodontic activity (UOA)	0
Carry forward orthodontic activity (UOA)	0
Baseline contract value	£219,418.93

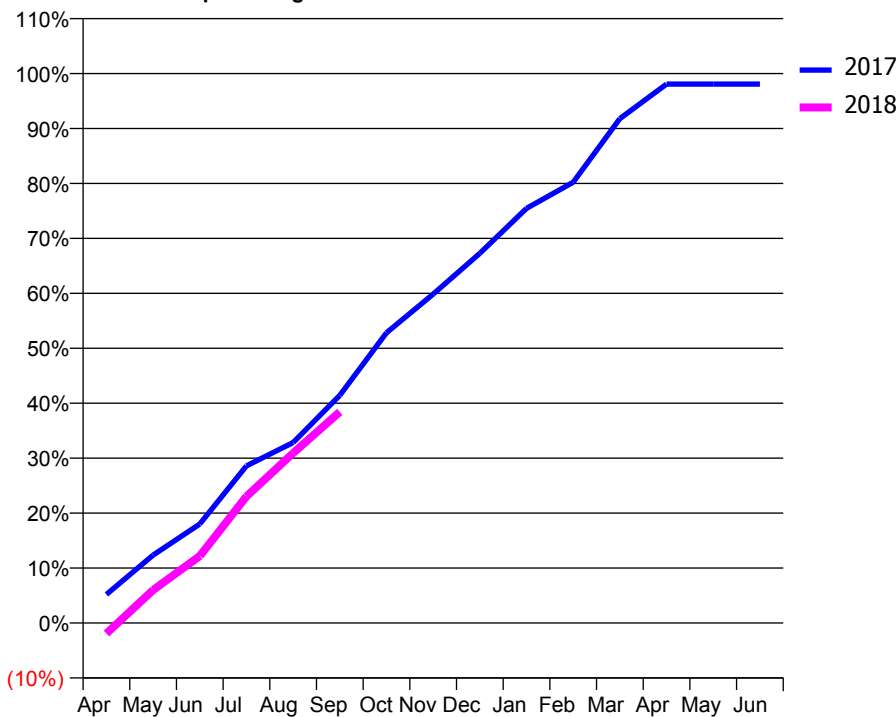
ACCESS*

Patients seen in 24 months	Total	Change since previous quarter
Quarter ending September 2016	3,883	
Quarter ending December 2016	3,893	→
Quarter ending March 2017	3,969	→
Quarter ending June 2017	3,918	↓
Quarter ending September 2017	3,994	→
Variance since September 2016	2.9%	↑



ACTIVITY

Cumulative percentage of contracted UDA delivered 2017 & 2018



Adjusted Scheduled Activity (UDA)

Month	2017	2018
April	496	-184
May	1,178	572
June	1,717	1,163
July	2,726	2,196
August	3,133	2,948
September	3,951	3,664
October	5,035	
November	5,708	
December	6,415	
January	7,194	
February	7,647	
March	8,751	
April	9,350	
May	9,351	
June	9,350	

QUALITY

	Quantity	Base Number	Contract	AT	Region	England
% of FP17s for the same patient ID Re-attending within 3 months - Children	13	632	2.1%	9.4%	11.6%	11.9%
% of FP17s for the same patient ID Re-attending within 3 months - Adults	142	2,156	6.6%	12.6%	15.2%	15.9%
% of FP17s for the same patient ID Re-attending between 3 & 9 months - Children	393	632	62.2%	58.5%	59.1%	58.1%
% of FP17s for the same patient ID Re-attending between 3 & 9 months - Adults	1,260	2,156	58.4%	49.8%	51.7%	50.6%
% of FP17s for Band 1 Urgent Courses	116	2,453	4.7%	7.0%	8.0%	9.1%
% of FP17s Relating to Free Repair or Replacements	10	2,453	0.4%	0.7%	0.8%	0.8%
% of FP17s Relating to Continuations	2	2,453	0.1%	1.1%	1.0%	1.1%
% of Patients satisfied with the dentistry they have received	12	13	92.3%	91.7%	91.5%	91.4%
% of Patients satisfied with the time they had to wait for an appointment	13	13	100.0%	90.2%	88.2%	87.7%

* This is based on patients treated on this contract for their most recent course of treatment. Figures in italics indicate the base number of FP17s or Patient Questionnaire responses are less than 100. N/A is shown where the base number of responses is less than 10 during the period. % is calculated as Quantity/Base number*100

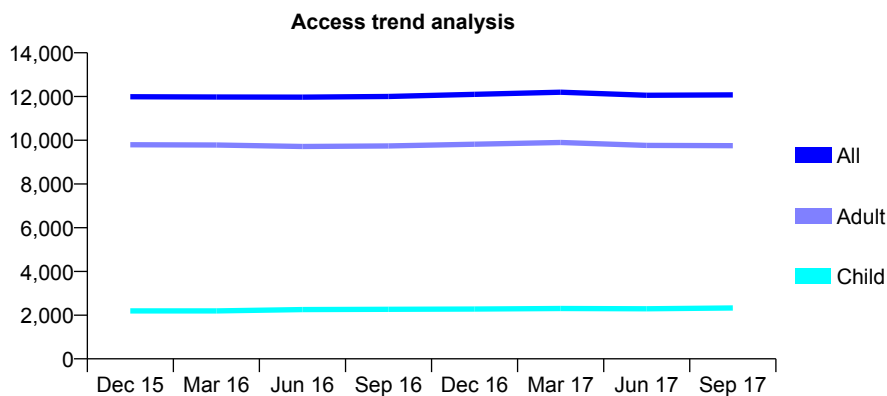
Q53 - Vital Signs At a Glance Contract Report for 167797/0002 - September 2017

Name or company name	Grafton House Dental Practice
Contract type name	PDS Plus Contract
Purpose of contract	General
Contract start date	01/04/2011
Contract end date	30/09/2017

17/18 Contracted general activity (UDA)	16,042
Carry forward general activity (UDA)	0
17/18 Contracted orthodontic activity (UOA)	0
Carry forward orthodontic activity (UOA)	0
Baseline contract value	£335,090.26

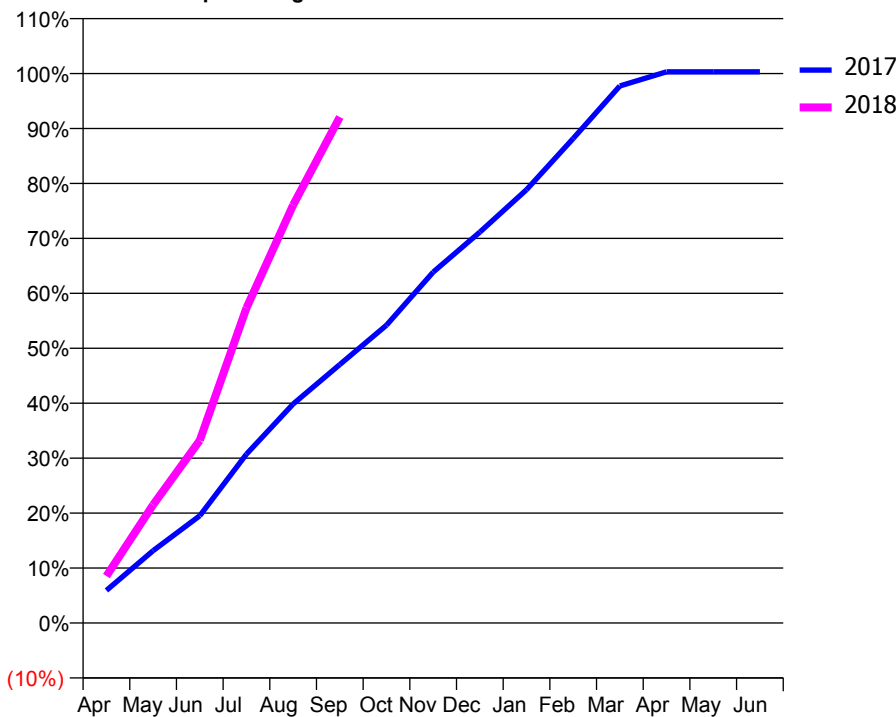
ACCESS*

Patients seen in 24 months	Total	Change since previous quarter
Quarter ending September 2016	12,002	
Quarter ending December 2016	12,099	→
Quarter ending March 2017	12,196	→
Quarter ending June 2017	12,057	↓
Quarter ending September 2017	12,076	→
Variance since September 2016	0.6%	→



ACTIVITY

Cumulative percentage of contracted UDA delivered 2017 & 2018



Month	Adjusted Scheduled Activity (UDA)	
	2017	2018
April	1,904	1,371
May	4,222	3,453
June	6,265	5,330
July	9,864	9,198
August	12,788	12,203
September	15,092	14,772
October	17,393	
November	20,485	
December	22,826	
January	25,302	
February	28,289	
March	31,358	
April	32,182	
May	32,182	
June	32,182	

QUALITY

	Quantity	Base Number	Contract	AT	Region	England
% of FP17s for the same patient ID Re-attending within 3 months - Children	79	1,726	4.6%	9.4%	11.6%	11.9%
% of FP17s for the same patient ID Re-attending within 3 months - Adults	362	6,142	5.9%	12.6%	15.2%	15.9%
% of FP17s for the same patient ID Re-attending between 3 & 9 months - Children	1,069	1,726	61.9%	58.5%	59.1%	58.1%
% of FP17s for the same patient ID Re-attending between 3 & 9 months - Adults	4,020	6,142	65.5%	49.8%	51.7%	50.6%
% of FP17s for Band 1 Urgent Courses	202	7,517	2.7%	7.0%	8.0%	9.1%
% of FP17s Relating to Free Repair or Replacements	20	7,517	0.3%	0.7%	0.8%	0.8%
% of FP17s Relating to Continuations	36	7,517	0.5%	1.1%	1.0%	1.1%
% of Patients satisfied with the dentistry they have received	24	25	96.0%	91.7%	91.5%	91.4%
% of Patients satisfied with the time they had to wait for an appointment	24	25	96.0%	90.2%	88.2%	87.7%

* This is based on patients treated on this contract for their most recent course of treatment. Figures in italics indicate the base number of FP17s or Patient Questionnaire responses are less than 100. N/A is shown where the base number of responses is less than 10 during the period. % is calculated as Quantity/Base number*100

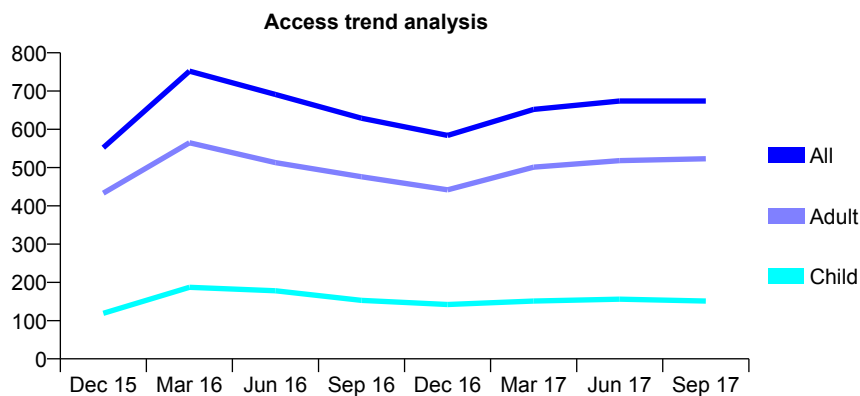
Q53 - Vital Signs At a Glance Contract Report for 169536/0001 - September 2017

Name or company name	Mrs Tait and Mr Parsons
Contract type name	GDS Contract
Purpose of contract	General
Contract start date	01/11/2012
Contract end date	

17/18 Contracted general activity (UDA)	1,878
Carry forward general activity (UDA)	73
17/18 Contracted orthodontic activity (UOA)	0
Carry forward orthodontic activity (UOA)	0
Baseline contract value	£46,947.94

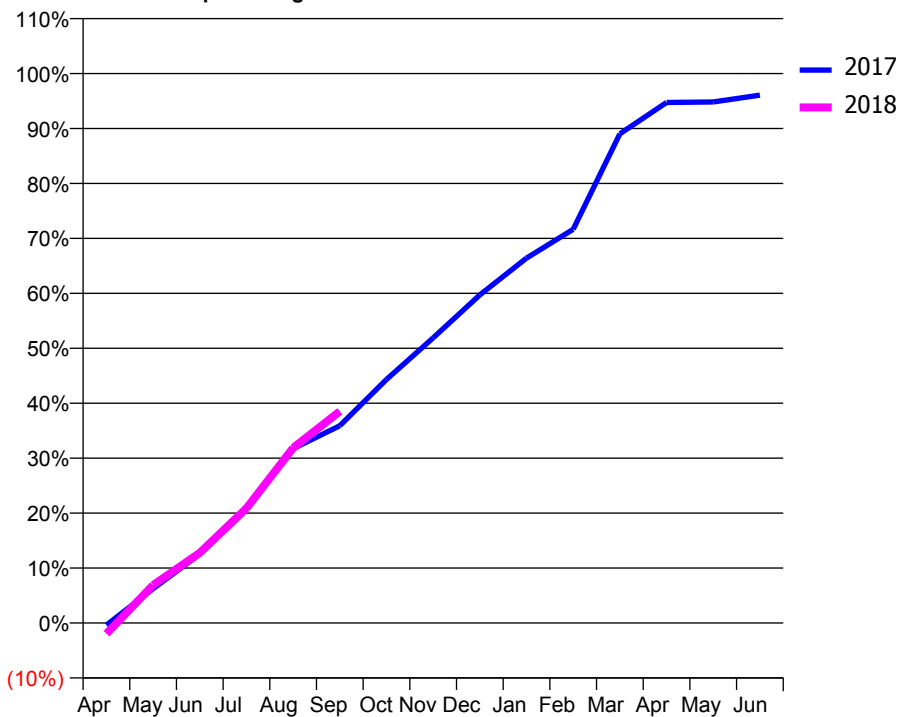
ACCESS*

Patients seen in 24 months	Total	Change since previous quarter
Quarter ending September 2016	629	
Quarter ending December 2016	584	↓
Quarter ending March 2017	652	↑
Quarter ending June 2017	674	↑
Quarter ending September 2017	674	→
Variance since September 2016	7.2%	↑



ACTIVITY

Cumulative percentage of contracted UDA delivered 2017 & 2018



Month	Adjusted Scheduled Activity (UDA)	
	2017	2018
April	-7	-37
May	117	130
June	236	240
July	391	392
August	596	599
September	674	724
October	833	
November	975	
December	1,121	
January	1,247	
February	1,346	
March	1,672	
April	1,779	
May	1,781	
June	1,804	

QUALITY

	Quantity	Base Number	Contract	AT	Region	England
% of FP17s for the same patient ID Re-attending within 3 months - Children	9	121	7.4%	9.4%	11.6%	11.9%
% of FP17s for the same patient ID Re-attending within 3 months - Adults	52	403	12.9%	12.6%	15.2%	15.9%
% of FP17s for the same patient ID Re-attending between 3 & 9 months - Children	60	121	49.6%	58.5%	59.1%	58.1%
% of FP17s for the same patient ID Re-attending between 3 & 9 months - Adults	193	403	47.9%	49.8%	51.7%	50.6%
% of FP17s for Band 1 Urgent Courses	33	444	7.4%	7.0%	8.0%	9.1%
% of FP17s Relating to Free Repair or Replacements	6	444	1.4%	0.7%	0.8%	0.8%
% of FP17s Relating to Continuations	9	444	2.0%	1.1%	1.0%	1.1%
% of Patients satisfied with the dentistry they have received	1	1	N/A	91.7%	91.5%	91.4%
% of Patients satisfied with the time they had to wait for an appointment	1	1	N/A	90.2%	88.2%	87.7%

* This is based on patients treated on this contract for their most recent course of treatment. Figures in italics indicate the base number of FP17s or Patient Questionnaire responses are less than 100. N/A is shown where the base number of responses is less than 10 during the period. % is calculated as Quantity/Base number*100

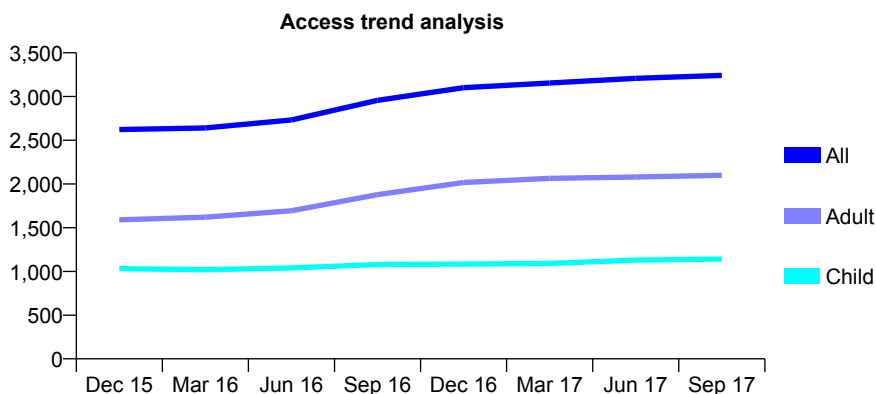
Q53 - Vital Signs At a Glance Contract Report for 169994/0002 - September 2017

Name or company name	Abbotsbury Court Dental Practice
Contract type name	GDS Contract
Purpose of contract	General
Contract start date	02/09/2012
Contract end date	

17/18 Contracted general activity (UDA)	6,527
Carry forward general activity (UDA)	0
17/18 Contracted orthodontic activity (UOA)	0
Carry forward orthodontic activity (UOA)	0
Baseline contract value	£169,662.55

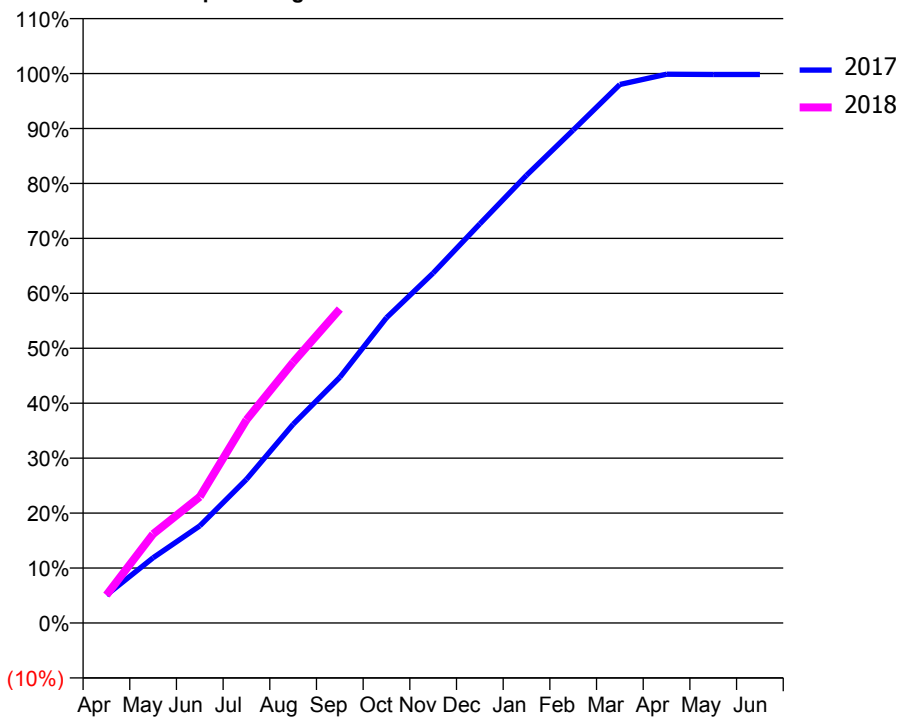
ACCESS*

Patients seen in 24 months	Total	Change since previous quarter
Quarter ending September 2016	2,957	
Quarter ending December 2016	3,101	↑
Quarter ending March 2017	3,155	→
Quarter ending June 2017	3,208	→
Quarter ending September 2017	3,241	→
Variance since September 2016	9.6%	↑



ACTIVITY

Cumulative percentage of contracted UDA delivered 2017 & 2018



Month	Adjusted Scheduled Activity (UDA)	
	2017	2018
April	382	332
May	895	1,058
June	1,330	1,500
July	1,967	2,413
August	2,722	3,097
September	3,365	3,729
October	4,182	
November	4,793	
December	5,468	
January	6,132	
February	6,752	
March	7,377	
April	7,518	
May	7,514	
June	7,514	

QUALITY

	Quantity	Base Number	Contract	AT	Region	England
% of FP17s for the same patient ID Re-attending within 3 months - Children	63	966	6.5%	9.4%	11.6%	11.9%
% of FP17s for the same patient ID Re-attending within 3 months - Adults	232	1,522	15.2%	12.6%	15.2%	15.9%
% of FP17s for the same patient ID Re-attending between 3 & 9 months - Children	594	966	61.5%	58.5%	59.1%	58.1%
% of FP17s for the same patient ID Re-attending between 3 & 9 months - Adults	723	1,522	47.5%	49.8%	51.7%	50.6%
% of FP17s for Band 1 Urgent Courses	174	2,409	7.2%	7.0%	8.0%	9.1%
% of FP17s Relating to Free Repair or Replacements	23	2,409	1.0%	0.7%	0.8%	0.8%
% of FP17s Relating to Continuations	14	2,409	0.6%	1.1%	1.0%	1.1%
% of Patients satisfied with the dentistry they have received	6	7	N/A	91.7%	91.5%	91.4%
% of Patients satisfied with the time they had to wait for an appointment	5	7	N/A	90.2%	88.2%	87.7%

* This is based on patients treated on this contract for their most recent course of treatment. Figures in italics indicate the base number of FP17s or Patient Questionnaire responses are less than 100. N/A is shown where the base number of responses is less than 10 during the period. % is calculated as Quantity/Base number*100

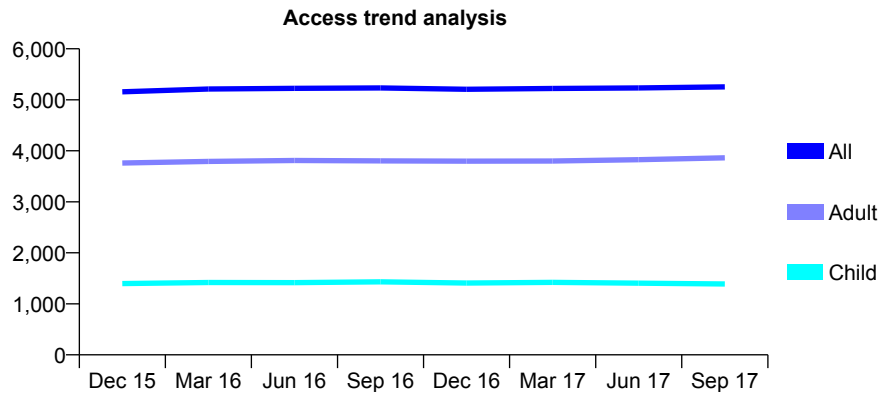
Q53 - Vital Signs At a Glance Contract Report for 174009/0001 - September 2017

Name or company name	Droitwich Spa Dental Practice
Contract type name	GDS Contract
Purpose of contract	General
Contract start date	01/03/2012
Contract end date	

17/18 Contracted general activity (UDA)	17,772
Carry forward general activity (UDA)	-28
17/18 Contracted orthodontic activity (UOA)	0
Carry forward orthodontic activity (UOA)	0
Baseline contract value	£501,481.78

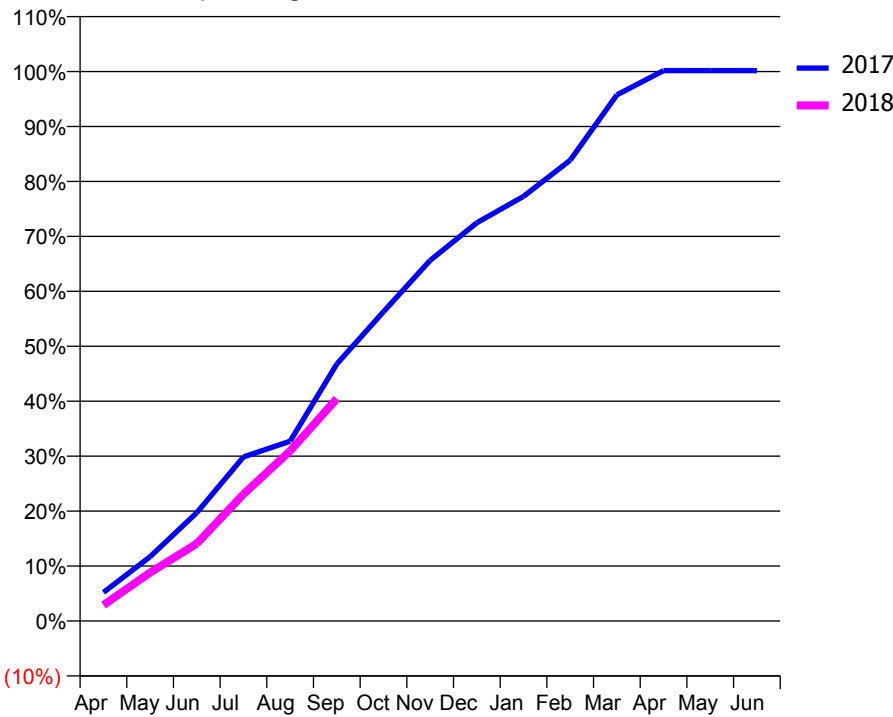
ACCESS*

Patients seen in 24 months	Total	Change since previous quarter
Quarter ending September 2016	5,233	
Quarter ending December 2016	5,206	→
Quarter ending March 2017	5,221	→
Quarter ending June 2017	5,232	→
Quarter ending September 2017	5,253	→
Variance since September 2016	0.4%	→



ACTIVITY

Cumulative percentage of contracted UDA delivered 2017 & 2018



Month	Adjusted Scheduled Activity (UDA)	
	2017	2018
April	927	516
May	2,080	1,567
June	3,505	2,505
July	5,306	4,102
August	5,815	5,500
September	8,314	7,191
October	10,005	
November	11,664	
December	12,881	
January	13,736	
February	14,903	
March	17,015	
April	17,800	
May	17,800	
June	17,800	

QUALITY

	Quantity	Base Number	Contract	AT	Region	England
% of FP17s for the same patient ID Re-attending within 3 months - Children	54	1,098	4.9%	9.4%	11.6%	11.9%
% of FP17s for the same patient ID Re-attending within 3 months - Adults	323	2,677	12.1%	12.6%	15.2%	15.9%
% of FP17s for the same patient ID Re-attending between 3 & 9 months - Children	750	1,098	68.3%	58.5%	59.1%	58.1%
% of FP17s for the same patient ID Re-attending between 3 & 9 months - Adults	1,605	2,677	60.0%	49.8%	51.7%	50.6%
% of FP17s for Band 1 Urgent Courses	244	3,249	7.5%	7.0%	8.0%	9.1%
% of FP17s Relating to Free Repair or Replacements	39	3,249	1.2%	0.7%	0.8%	0.8%
% of FP17s Relating to Continuations	31	3,249	1.0%	1.1%	1.0%	1.1%
% of Patients satisfied with the dentistry they have received	16	17	94.1%	91.7%	91.5%	91.4%
% of Patients satisfied with the time they had to wait for an appointment	15	17	88.2%	90.2%	88.2%	87.7%

* This is based on patients treated on this contract for their most recent course of treatment. Figures in italics indicate the base number of FP17s or Patient Questionnaire responses are less than 100. N/A is shown where the base number of responses is less than 10 during the period. % is calculated as Quantity/Base number*100

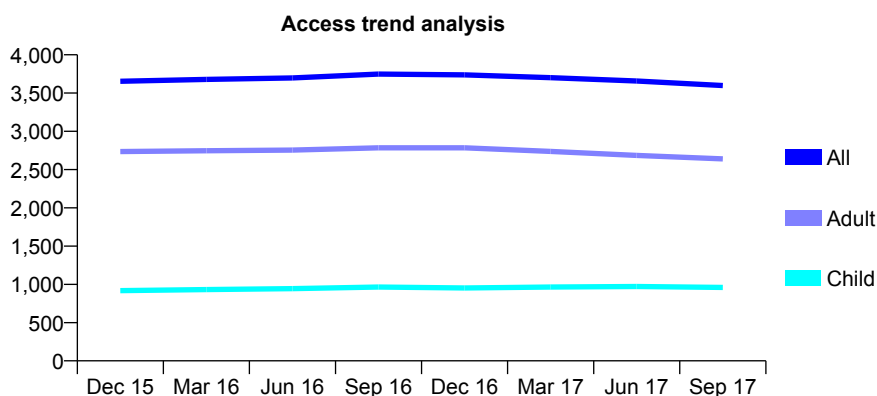
Q53 - Vital Signs At a Glance Contract Report for 174203/0001 - September 2017

Name or company name	Brighton Villa Dental Practice
Contract type name	GDS Contract
Purpose of contract	General
Contract start date	01/04/2006
Contract end date	

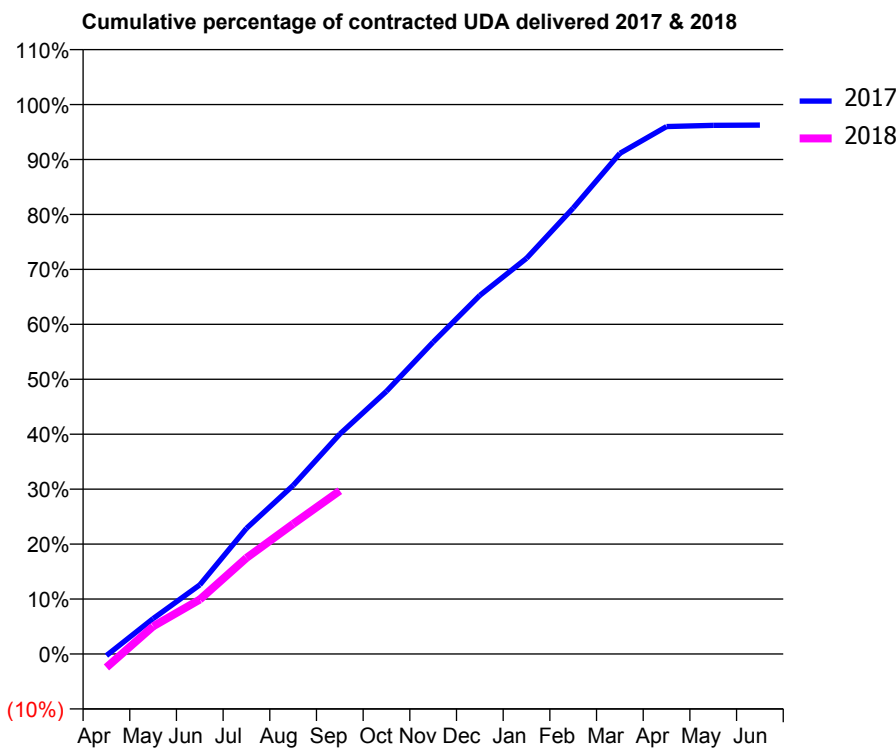
17/18 Contracted general activity (UDA)	11,754
Carry forward general activity (UDA)	439
17/18 Contracted orthodontic activity (UOA)	0
Carry forward orthodontic activity (UOA)	0
Baseline contract value	£289,097.56

ACCESS*

Patients seen in 24 months	Total	Change since previous quarter
Quarter ending September 2016	3,749	
Quarter ending December 2016	3,737	→
Quarter ending March 2017	3,701	→
Quarter ending June 2017	3,657	↓
Quarter ending September 2017	3,599	↓
Variance since September 2016	(4.0%)	↓



ACTIVITY



Month	Adjusted Scheduled Activity (UDA)	
	2017	2018
April	-37	-290
May	756	593
June	1,480	1,164
July	2,688	2,054
August	3,608	2,781
September	4,704	3,494
October	5,620	
November	6,673	
December	7,671	
January	8,465	
February	9,539	
March	10,708	
April	11,283	
May	11,308	
June	11,315	

QUALITY

	Quantity	Base Number	Contract	AT	Region	England
% of FP17s for the same patient ID Re-attending within 3 months - Children	67	719	9.3%	9.4%	11.6%	11.9%
% of FP17s for the same patient ID Re-attending within 3 months - Adults	290	1,887	15.4%	12.6%	15.2%	15.9%
% of FP17s for the same patient ID Re-attending between 3 & 9 months - Children	494	719	68.7%	58.5%	59.1%	58.1%
% of FP17s for the same patient ID Re-attending between 3 & 9 months - Adults	1,269	1,887	67.2%	49.8%	51.7%	50.6%
% of FP17s for Band 1 Urgent Courses	214	2,362	9.1%	7.0%	8.0%	9.1%
% of FP17s Relating to Free Repair or Replacements	39	2,362	1.7%	0.7%	0.8%	0.8%
% of FP17s Relating to Continuations	41	2,362	1.7%	1.1%	1.0%	1.1%
% of Patients satisfied with the dentistry they have received	7	9	N/A	91.7%	91.5%	91.4%
% of Patients satisfied with the time they had to wait for an appointment	9	9	N/A	90.2%	88.2%	87.7%

* This is based on patients treated on this contract for their most recent course of treatment. Figures in italics indicate the base number of FP17s or Patient Questionnaire responses are less than 100. N/A is shown where the base number of responses is less than 10 during the period. % is calculated as Quantity/Base number*100

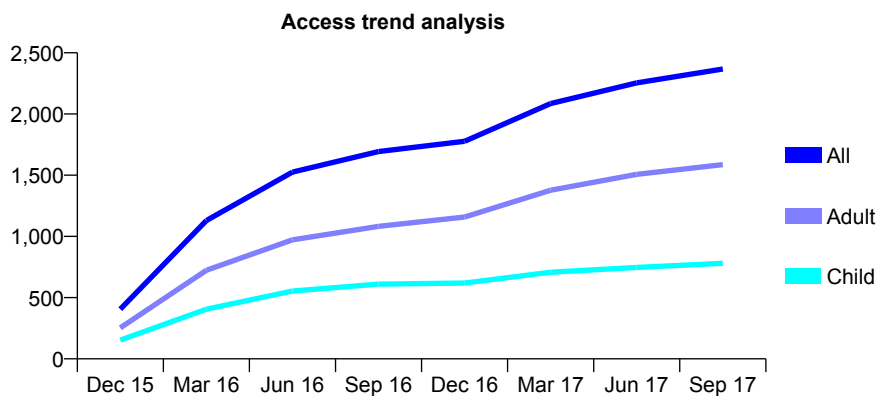
Q53 - Vital Signs At a Glance Contract Report for 175668/0001 - September 2017

Name or company name	Mr J Arhi
Contract type name	GDS Contract
Purpose of contract	General
Contract start date	01/11/2015
Contract end date	

17/18 Contracted general activity (UDA)	7,993
Carry forward general activity (UDA)	-64
17/18 Contracted orthodontic activity (UOA)	0
Carry forward orthodontic activity (UOA)	0
Baseline contract value	£198,875.57

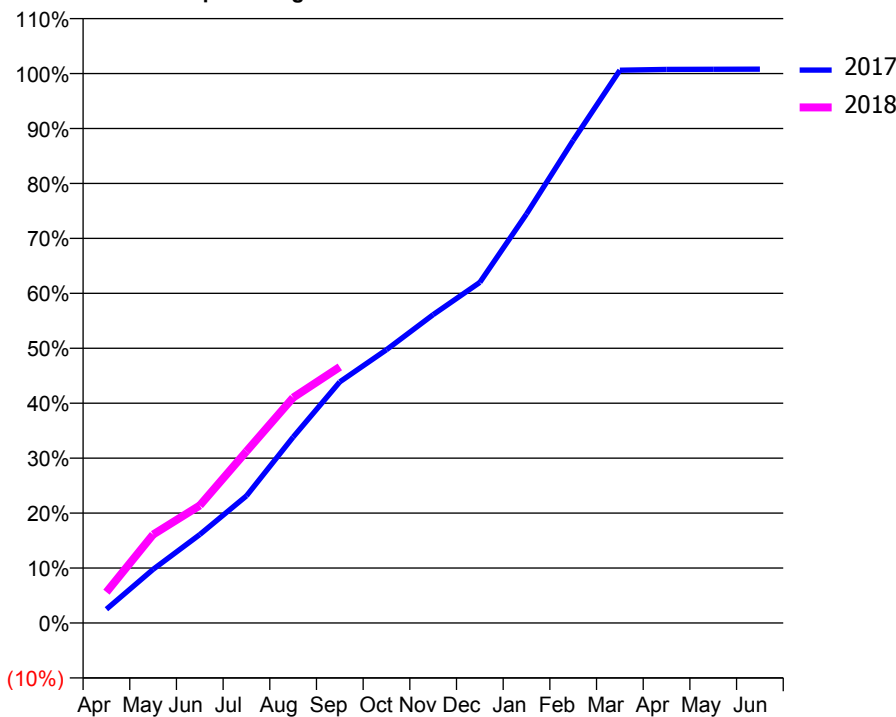
ACCESS*

Patients seen in 24 months	Total	Change since previous quarter
Quarter ending September 2016	1,693	
Quarter ending December 2016	1,777	↑
Quarter ending March 2017	2,085	↑
Quarter ending June 2017	2,254	↑
Quarter ending September 2017	2,368	↑
Variance since September 2016	39.9%	↑



ACTIVITY

Cumulative percentage of contracted UDA delivered 2017 & 2018



Adjusted Scheduled Activity (UDA)

Month	2017	2018
April	201	449
May	780	1,287
June	1,286	1,710
July	1,850	2,497
August	2,705	3,279
September	3,508	3,726
October	3,975	
November	4,486	
December	4,955	
January	5,950	
February	7,021	
March	8,042	
April	8,053	
May	8,054	
June	8,057	

QUALITY

	Quantity	Base Number	Contract	AT	Region	England
% of FP17s for the same patient ID Re-attending within 3 months - Children	38	589	6.5%	9.4%	11.6%	11.9%
% of FP17s for the same patient ID Re-attending within 3 months - Adults	129	1,119	11.5%	12.6%	15.2%	15.9%
% of FP17s for the same patient ID Re-attending between 3 & 9 months - Children	363	589	61.6%	58.5%	59.1%	58.1%
% of FP17s for the same patient ID Re-attending between 3 & 9 months - Adults	654	1,119	58.4%	49.8%	51.7%	50.6%
% of FP17s for Band 1 Urgent Courses	89	1,693	5.3%	7.0%	8.0%	9.1%
% of FP17s Relating to Free Repair or Replacements	12	1,693	0.7%	0.7%	0.8%	0.8%
% of FP17s Relating to Continuations	4	1,693	0.2%	1.1%	1.0%	1.1%
% of Patients satisfied with the dentistry they have received	8	10	80.0%	91.7%	91.5%	91.4%
% of Patients satisfied with the time they had to wait for an appointment	9	10	90.0%	90.2%	88.2%	87.7%

* This is based on patients treated on this contract for their most recent course of treatment. Figures in italics indicate the base number of FP17s or Patient Questionnaire responses are less than 100. N/A is shown where the base number of responses is less than 10 during the period. % is calculated as Quantity/Base number*100

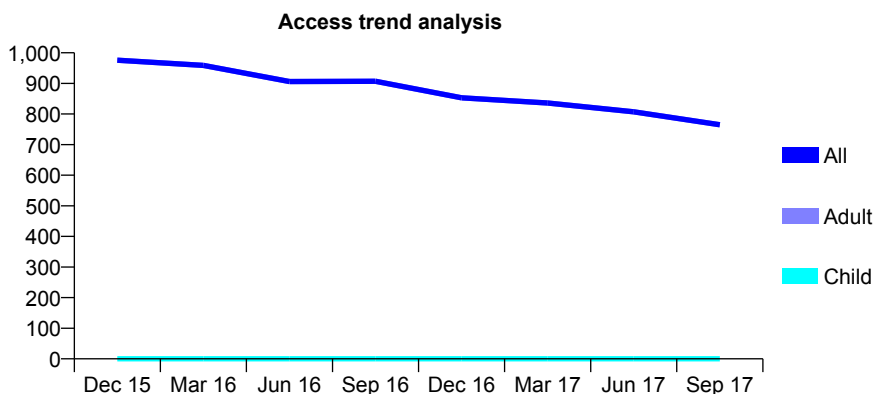
Q53 - Vital Signs At a Glance Contract Report for 175951/0001 - September 2017

Name or company name	Gentle Dental Care (WORCESTER)LTD. C
Contract type name	PDS Plus Contract
Purpose of contract	General
Contract start date	01/04/2012
Contract end date	30/09/2017

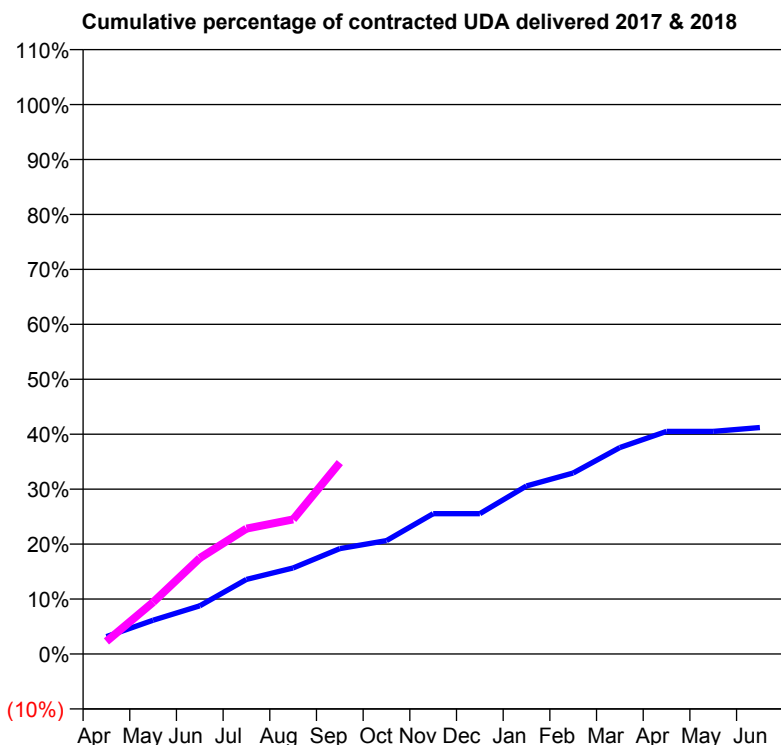
17/18 Contracted general activity (UDA)	3,000
Carry forward general activity (UDA)	0
17/18 Contracted orthodontic activity (UOA)	0
Carry forward orthodontic activity (UOA)	0
Baseline contract value	£47,161.94

ACCESS*

Patients seen in 24 months	Total	Change since previous quarter
Quarter ending September 2016	907	
Quarter ending December 2016	853	↓
Quarter ending March 2017	836	↓
Quarter ending June 2017	807	↓
Quarter ending September 2017	765	↓
Variance since September 2016	(15.7%)	↓



ACTIVITY



Month	Adjusted Scheduled Activity (UDA)	
	2017	2018
April	190	69
May	369	283
June	526	524
July	814	685
August	940	735
September	1,151	1,045
October	1,238	
November	1,533	
December	1,533	
January	1,835	
February	1,977	
March	2,255	
April	2,430	
May	2,430	
June	2,473	

QUALITY

	Quantity	Base Number	Contract	AT	Region	England
% of FP17s for the same patient ID Re-attending within 3 months - Children	0	0	N/A	9.4%	11.6%	11.9%
% of FP17s for the same patient ID Re-attending within 3 months - Adults	27	257	10.5%	12.6%	15.2%	15.9%
% of FP17s for the same patient ID Re-attending between 3 & 9 months - Children	0	0	N/A	58.5%	59.1%	58.1%
% of FP17s for the same patient ID Re-attending between 3 & 9 months - Adults	25	257	9.7%	49.8%	51.7%	50.6%
% of FP17s for Band 1 Urgent Courses	4	202	2.0%	7.0%	8.0%	9.1%
% of FP17s Relating to Free Repair or Replacements	1	202	0.5%	0.7%	0.8%	0.8%
% of FP17s Relating to Continuations	0	202	0.0%	1.1%	1.0%	1.1%
% of Patients satisfied with the dentistry they have received	0	0	N/A	91.7%	91.5%	91.4%
% of Patients satisfied with the time they had to wait for an appointment	0	0	N/A	90.2%	88.2%	87.7%

* This is based on patients treated on this contract for their most recent course of treatment. Figures in italics indicate the base number of FP17s or Patient Questionnaire responses are less than 100. N/A is shown where the base number of responses is less than 10 during the period. % is calculated as Quantity/Base number*100

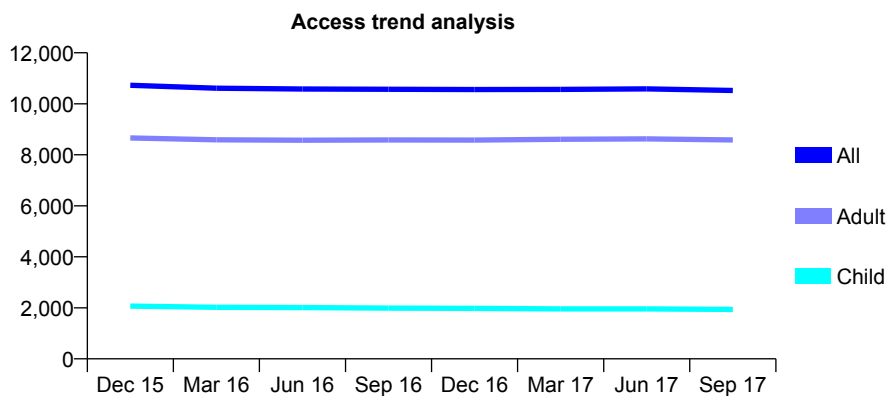
Q53 - Vital Signs At a Glance Contract Report for 176370/0001 - September 2017

Name or company name	Kyrle Street Dental Practice
Contract type name	GDS Contract
Purpose of contract	General
Contract start date	01/04/2006
Contract end date	

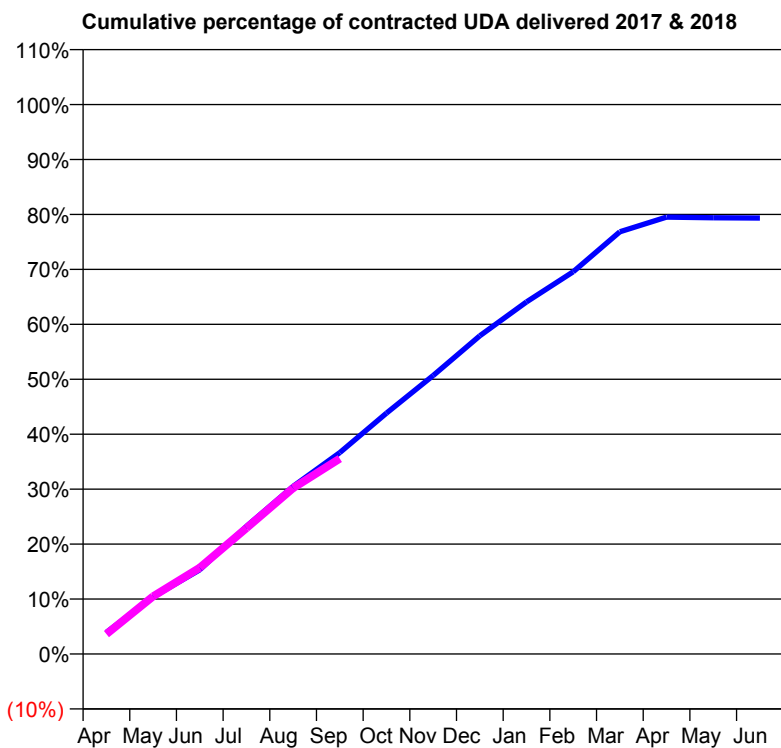
17/18 Contracted general activity (UDA)	29,000
Carry forward general activity (UDA)	0
17/18 Contracted orthodontic activity (UOA)	0
Carry forward orthodontic activity (UOA)	0
Baseline contract value	£759,166.64

ACCESS*

Patients seen in 24 months	Total	Change since previous quarter
Quarter ending September 2016	10,571	
Quarter ending December 2016	10,558	→
Quarter ending March 2017	10,566	→
Quarter ending June 2017	10,584	→
Quarter ending September 2017	10,524	→
Variance since September 2016	(0.4%)	→



ACTIVITY



Month	Adjusted Scheduled Activity (UDA)	
	2017	2018
April	1,142	1,053
May	3,014	3,045
June	4,444	4,557
July	6,738	6,644
August	8,849	8,760
September	10,627	10,313
October	12,714	
November	14,694	
December	16,793	
January	18,582	
February	20,172	
March	22,281	
April	23,055	
May	23,024	
June	23,011	

QUALITY

	Quantity	Base Number	Contract	AT	Region	England
% of FP17s for the same patient ID Re-attending within 3 months - Children	59	1,171	5.0%	9.4%	11.6%	11.9%
% of FP17s for the same patient ID Re-attending within 3 months - Adults	584	4,570	12.8%	12.6%	15.2%	15.9%
% of FP17s for the same patient ID Re-attending between 3 & 9 months - Children	421	1,171	36.0%	58.5%	59.1%	58.1%
% of FP17s for the same patient ID Re-attending between 3 & 9 months - Adults	1,411	4,570	30.9%	49.8%	51.7%	50.6%
% of FP17s for Band 1 Urgent Courses	704	5,315	13.2%	7.0%	8.0%	9.1%
% of FP17s Relating to Free Repair or Replacements	21	5,315	0.4%	0.7%	0.8%	0.8%
% of FP17s Relating to Continuations	4	5,315	0.1%	1.1%	1.0%	1.1%
% of Patients satisfied with the dentistry they have received	27	29	93.1%	91.7%	91.5%	91.4%
% of Patients satisfied with the time they had to wait for an appointment	25	29	86.2%	90.2%	88.2%	87.7%

* This is based on patients treated on this contract for their most recent course of treatment. Figures in italics indicate the base number of FP17s or Patient Questionnaire responses are less than 100. N/A is shown where the base number of responses is less than 10 during the period. % is calculated as Quantity/Base number*100

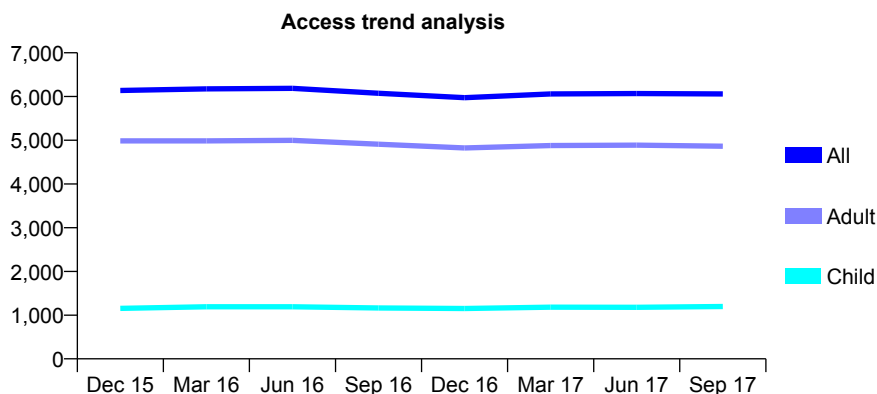
Q53 - Vital Signs At a Glance Contract Report for 176834/0001 - September 2017

Name or company name	Bewdley Dental Partnership
Contract type name	GDS Contract
Purpose of contract	General
Contract start date	01/02/2009
Contract end date	

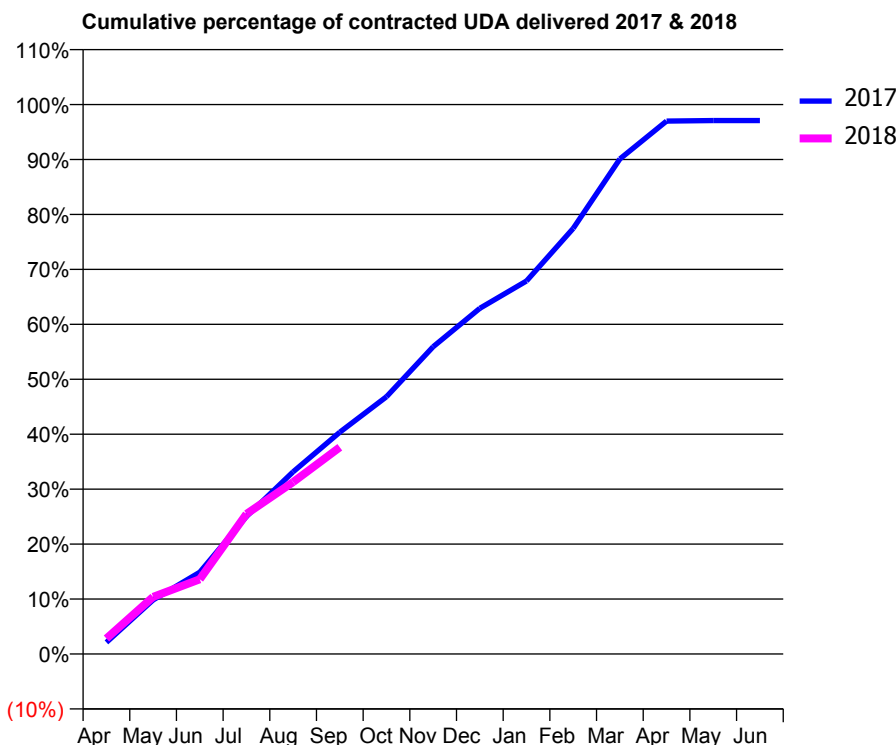
17/18 Contracted general activity (UDA)	20,370
Carry forward general activity (UDA)	0
17/18 Contracted orthodontic activity (UOA)	0
Carry forward orthodontic activity (UOA)	0
Baseline contract value	£669,490.14

ACCESS*

Patients seen in 24 months	Total	Change since previous quarter
Quarter ending September 2016	6,074	
Quarter ending December 2016	5,974	↓
Quarter ending March 2017	6,060	→
Quarter ending June 2017	6,068	→
Quarter ending September 2017	6,059	→
Variance since September 2016	(0.2%)	→



ACTIVITY



Month	Adjusted Scheduled Activity (UDA)	
	2017	2018
April	433	578
May	2,006	2,120
June	3,031	2,773
July	5,099	5,194
August	6,755	6,373
September	8,225	7,665
October	9,537	
November	11,391	
December	12,813	
January	13,831	
February	15,777	
March	18,353	
April	19,754	
May	19,776	
June	19,776	

QUALITY

	Quantity	Base Number	Contract	AT	Region	England
% of FP17s for the same patient ID Re-attending within 3 months - Children	36	850	4.2%	9.4%	11.6%	11.9%
% of FP17s for the same patient ID Re-attending within 3 months - Adults	323	2,861	11.3%	12.6%	15.2%	15.9%
% of FP17s for the same patient ID Re-attending between 3 & 9 months - Children	512	850	60.2%	58.5%	59.1%	58.1%
% of FP17s for the same patient ID Re-attending between 3 & 9 months - Adults	1,383	2,861	48.3%	49.8%	51.7%	50.6%
% of FP17s for Band 1 Urgent Courses	71	3,214	2.2%	7.0%	8.0%	9.1%
% of FP17s Relating to Free Repair or Replacements	64	3,214	2.0%	0.7%	0.8%	0.8%
% of FP17s Relating to Continuations	39	3,214	1.2%	1.1%	1.0%	1.1%
% of Patients satisfied with the dentistry they have received	17	17	100.0%	91.7%	91.5%	91.4%
% of Patients satisfied with the time they had to wait for an appointment	17	17	100.0%	90.2%	88.2%	87.7%

* This is based on patients treated on this contract for their most recent course of treatment. Figures in italics indicate the base number of FP17s or Patient Questionnaire responses are less than 100. N/A is shown where the base number of responses is less than 10 during the period. % is calculated as Quantity/Base number*100

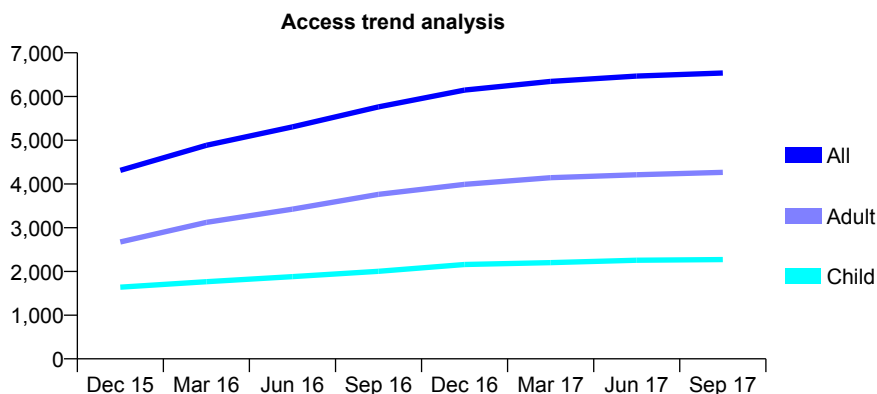
Q53 - Vital Signs At a Glance Contract Report for 177040/0001 - September 2017

Name or company name	Mr S B Ahmed Mulgund and Mrs S S Mulgu
Contract type name	GDS Contract
Purpose of contract	General
Contract start date	01/12/2014
Contract end date	

17/18 Contracted general activity (UDA)	14,774
Carry forward general activity (UDA)	233
17/18 Contracted orthodontic activity (UOA)	0
Carry forward orthodontic activity (UOA)	0
Baseline contract value	£388,086.18

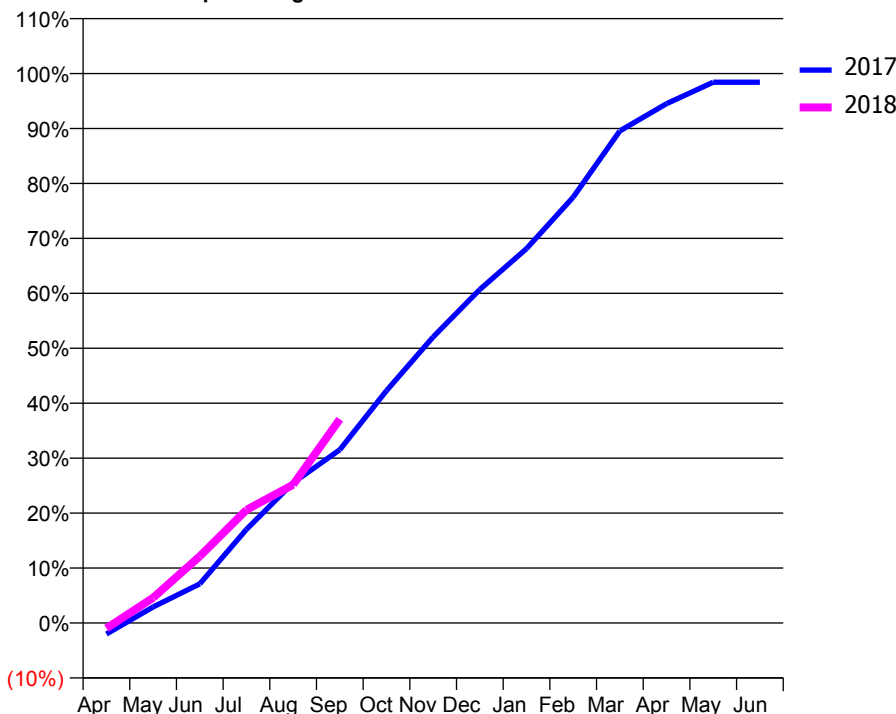
ACCESS*

Patients seen in 24 months	Total	Change since previous quarter
Quarter ending September 2016	5,764	
Quarter ending December 2016	6,147	↑
Quarter ending March 2017	6,346	↑
Quarter ending June 2017	6,467	→
Quarter ending September 2017	6,537	→
Variance since September 2016	13.4%	↑



ACTIVITY

Cumulative percentage of contracted UDA delivered 2017 & 2018



Month	Adjusted Scheduled Activity (UDA)	
	2017	2018
April	-301	-146
May	433	680
June	1,051	1,796
July	2,519	3,041
August	3,770	3,720
September	4,660	5,478
October	6,246	
November	7,694	
December	8,970	
January	10,065	
February	11,450	
March	13,232	
April	13,962	
May	14,540	
June	14,540	

QUALITY

	Quantity	Base Number	Contract	AT	Region	England
% of FP17s for the same patient ID Re-attending within 3 months - Children	68	1,422	4.8%	9.4%	11.6%	11.9%
% of FP17s for the same patient ID Re-attending within 3 months - Adults	185	2,127	8.7%	12.6%	15.2%	15.9%
% of FP17s for the same patient ID Re-attending between 3 & 9 months - Children	771	1,422	54.2%	58.5%	59.1%	58.1%
% of FP17s for the same patient ID Re-attending between 3 & 9 months - Adults	1,001	2,127	47.1%	49.8%	51.7%	50.6%
% of FP17s for Band 1 Urgent Courses	16	2,485	0.6%	7.0%	8.0%	9.1%
% of FP17s Relating to Free Repair or Replacements	0	2,485	0.0%	0.7%	0.8%	0.8%
% of FP17s Relating to Continuations	5	2,485	0.2%	1.1%	1.0%	1.1%
% of Patients satisfied with the dentistry they have received	2	3	N/A	91.7%	91.5%	91.4%
% of Patients satisfied with the time they had to wait for an appointment	2	3	N/A	90.2%	88.2%	87.7%

* This is based on patients treated on this contract for their most recent course of treatment. Figures in italics indicate the base number of FP17s or Patient Questionnaire responses are less than 100. N/A is shown where the base number of responses is less than 10 during the period. % is calculated as Quantity/Base number*100

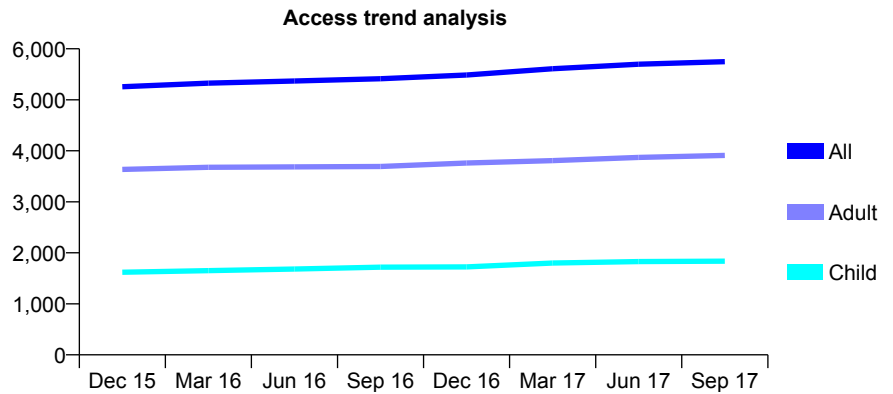
Q53 - Vital Signs At a Glance Contract Report for 179531/0001 - September 2017

Name or company name	Mr & Mrs Parvis
Contract type name	GDS Contract
Purpose of contract	General and Orthodontic
Contract start date	01/07/2013
Contract end date	

17/18 Contracted general activity (UDA)	14,510
Carry forward general activity (UDA)	47
17/18 Contracted orthodontic activity (UOA)	106
Carry forward orthodontic activity (UOA)	0
Baseline contract value	£365,767.35

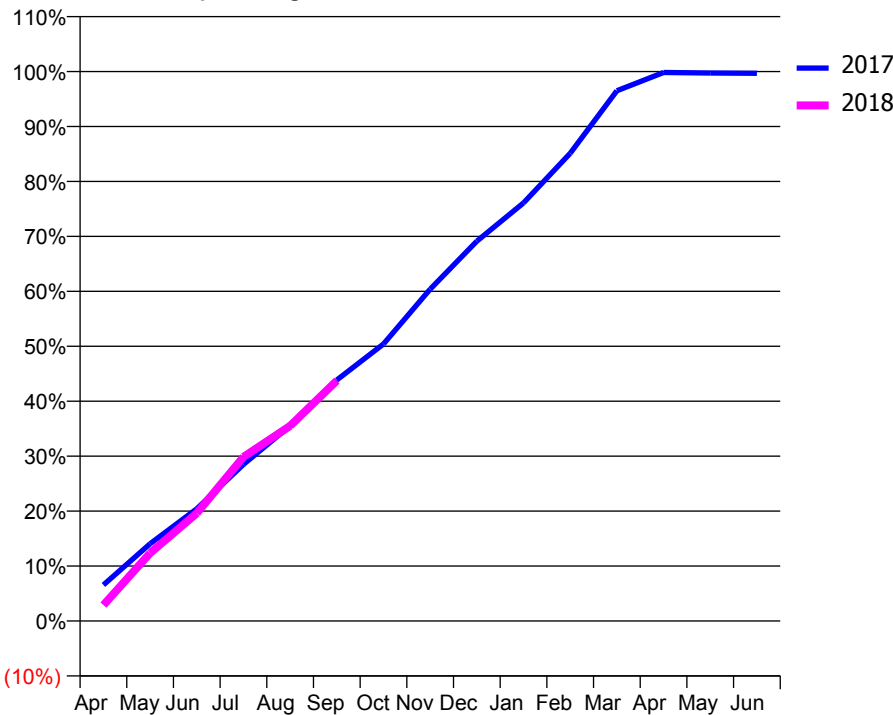
ACCESS*

Patients seen in 24 months	Total	Change since previous quarter
Quarter ending September 2016	5,413	
Quarter ending December 2016	5,486	→
Quarter ending March 2017	5,608	↑
Quarter ending June 2017	5,699	→
Quarter ending September 2017	5,748	→
Variance since September 2016	6.2%	↑



ACTIVITY

Cumulative percentage of contracted UDA delivered 2017 & 2018



Month	Adjusted Scheduled Activity (UDA)	
	2017	2018
April	952	421
May	2,042	1,795
June	2,964	2,848
July	4,136	4,332
August	5,155	5,155
September	6,365	6,347
October	7,316	
November	8,762	
December	10,030	
January	11,041	
February	12,351	
March	14,002	
April	14,484	
May	14,471	
June	14,463	

QUALITY

	Quantity	Base Number	Contract	AT	Region	England
% of FP17s for the same patient ID Re-attending within 3 months - Children	83	1,353	6.1%	9.4%	11.6%	11.9%
% of FP17s for the same patient ID Re-attending within 3 months - Adults	285	2,346	12.1%	12.6%	15.2%	15.9%
% of FP17s for the same patient ID Re-attending between 3 & 9 months - Children	874	1,353	64.6%	58.5%	59.1%	58.1%
% of FP17s for the same patient ID Re-attending between 3 & 9 months - Adults	1,096	2,346	46.7%	49.8%	51.7%	50.6%
% of FP17s for Band 1 Urgent Courses	119	3,405	3.5%	7.0%	8.0%	9.1%
% of FP17s Relating to Free Repair or Replacements	7	3,405	0.2%	0.7%	0.8%	0.8%
% of FP17s Relating to Continuations	4	3,405	0.1%	1.1%	1.0%	1.1%
% of Patients satisfied with the dentistry they have received	23	28	82.1%	91.7%	91.5%	91.4%
% of Patients satisfied with the time they had to wait for an appointment	26	28	92.9%	90.2%	88.2%	87.7%

* This is based on patients treated on this contract for their most recent course of treatment. Figures in italics indicate the base number of FP17s or Patient Questionnaire responses are less than 100. N/A is shown where the base number of responses is less than 10 during the period. % is calculated as Quantity/Base number*100

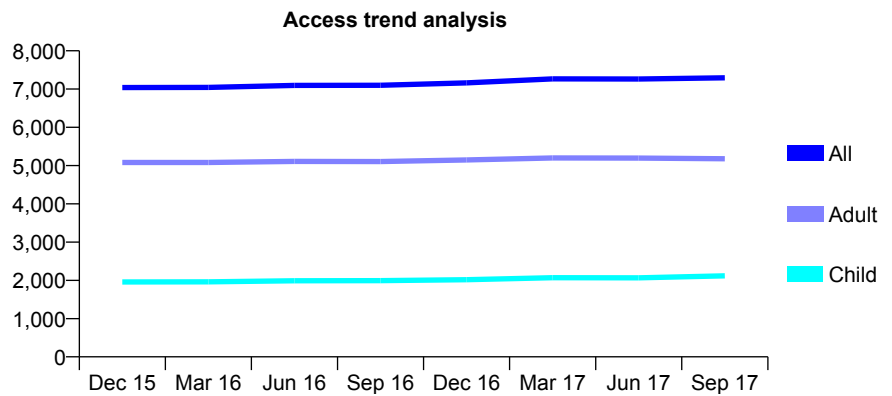
Q53 - Vital Signs At a Glance Contract Report for 179531/0002 - September 2017

Name or company name	Mr & Mrs Parvis
Contract type name	GDS Contract
Purpose of contract	General and Orthodontic
Contract start date	01/07/2013
Contract end date	

17/18 Contracted general activity (UDA)	16,334
Carry forward general activity (UDA)	17
17/18 Contracted orthodontic activity (UOA)	264
Carry forward orthodontic activity (UOA)	3
Baseline contract value	£433,199.60

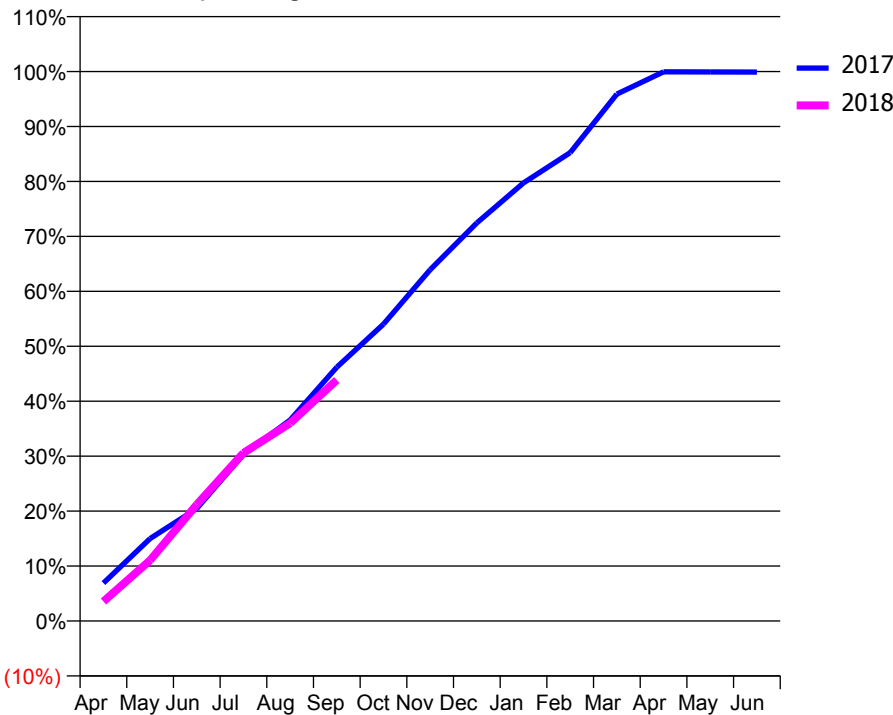
ACCESS*

Patients seen in 24 months	Total	Change since previous quarter
Quarter ending September 2016	7,098	
Quarter ending December 2016	7,162	→
Quarter ending March 2017	7,267	→
Quarter ending June 2017	7,262	→
Quarter ending September 2017	7,295	→
Variance since September 2016	2.8%	↑



ACTIVITY

Cumulative percentage of contracted UDA delivered 2017 & 2018



Month	Adjusted Scheduled Activity (UDA)	
	2017	2018
April	1,127	582
May	2,450	1,807
June	3,342	3,464
July	4,951	4,995
August	5,975	5,882
September	7,547	7,164
October	8,825	
November	10,443	
December	11,832	
January	13,024	
February	13,924	
March	15,662	
April	16,325	
May	16,321	
June	16,316	

QUALITY

	Quantity	Base Number	Contract	AT	Region	England
% of FP17s for the same patient ID Re-attending within 3 months - Children	96	1,694	5.7%	9.4%	11.6%	11.9%
% of FP17s for the same patient ID Re-attending within 3 months - Adults	336	3,249	10.3%	12.6%	15.2%	15.9%
% of FP17s for the same patient ID Re-attending between 3 & 9 months - Children	1,103	1,694	65.1%	58.5%	59.1%	58.1%
% of FP17s for the same patient ID Re-attending between 3 & 9 months - Adults	1,807	3,249	55.6%	49.8%	51.7%	50.6%
% of FP17s for Band 1 Urgent Courses	127	4,022	3.2%	7.0%	8.0%	9.1%
% of FP17s Relating to Free Repair or Replacements	20	4,022	0.5%	0.7%	0.8%	0.8%
% of FP17s Relating to Continuations	11	4,022	0.3%	1.1%	1.0%	1.1%
% of Patients satisfied with the dentistry they have received	23	24	95.8%	91.7%	91.5%	91.4%
% of Patients satisfied with the time they had to wait for an appointment	23	24	95.8%	90.2%	88.2%	87.7%

* This is based on patients treated on this contract for their most recent course of treatment. Figures in italics indicate the base number of FP17s or Patient Questionnaire responses are less than 100. N/A is shown where the base number of responses is less than 10 during the period. % is calculated as Quantity/Base number*100

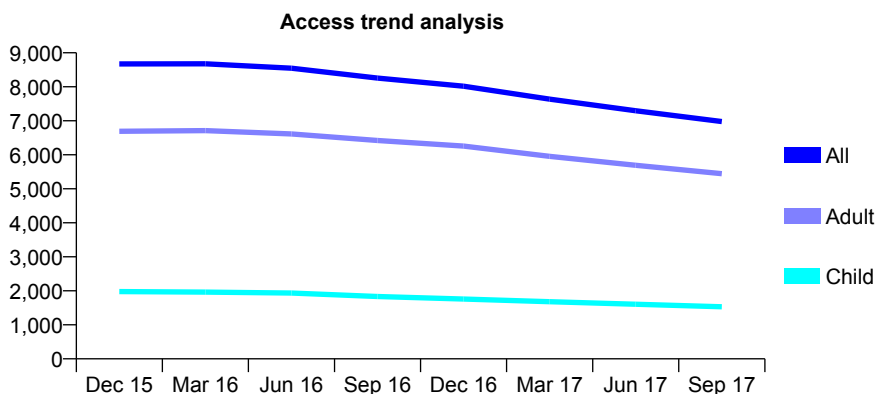
Q53 - Vital Signs At a Glance Contract Report for 180122/0002 - September 2017

Name or company name	IDH Limited
Contract type name	GDS Contract
Purpose of contract	General
Contract start date	01/09/2008
Contract end date	

17/18 Contracted general activity (UDA)	24,615
Carry forward general activity (UDA)	0
17/18 Contracted orthodontic activity (UOA)	0
Carry forward orthodontic activity (UOA)	0
Baseline contract value	£722,704.81

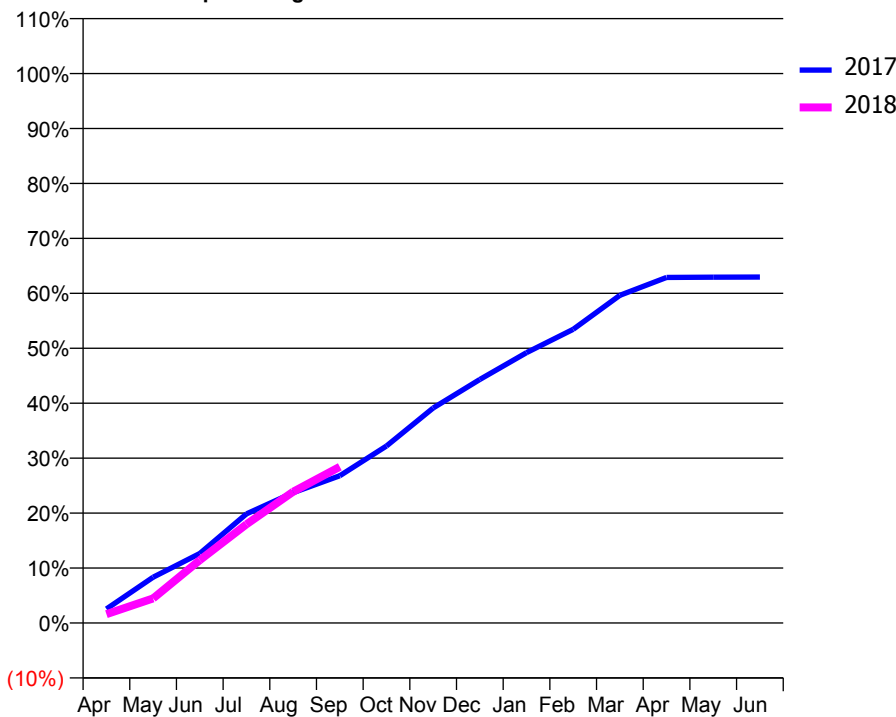
ACCESS*

Patients seen in 24 months	Total	Change since previous quarter
Quarter ending September 2016	8,256	
Quarter ending December 2016	8,016	↓
Quarter ending March 2017	7,637	↓
Quarter ending June 2017	7,298	↓
Quarter ending September 2017	6,977	↓
Variance since September 2016	(15.5%)	↓



ACTIVITY

Cumulative percentage of contracted UDA delivered 2017 & 2018



Adjusted Scheduled Activity (UDA)

Month	2017	2018
April	632	398
May	2,054	1,103
June	3,115	2,819
July	4,892	4,423
August	5,841	5,880
September	6,596	7,000
October	7,928	
November	9,634	
December	10,909	
January	12,113	
February	13,156	
March	14,677	
April	15,478	
May	15,489	
June	15,498	

QUALITY

	Quantity	Base Number	Contract	AT	Region	England
% of FP17s for the same patient ID Re-attending within 3 months - Children	47	980	4.8%	9.4%	11.6%	11.9%
% of FP17s for the same patient ID Re-attending within 3 months - Adults	473	3,237	14.6%	12.6%	15.2%	15.9%
% of FP17s for the same patient ID Re-attending between 3 & 9 months - Children	429	980	43.8%	58.5%	59.1%	58.1%
% of FP17s for the same patient ID Re-attending between 3 & 9 months - Adults	1,177	3,237	36.4%	49.8%	51.7%	50.6%
% of FP17s for Band 1 Urgent Courses	387	3,836	10.1%	7.0%	8.0%	9.1%
% of FP17s Relating to Free Repair or Replacements	32	3,836	0.8%	0.7%	0.8%	0.8%
% of FP17s Relating to Continuations	74	3,836	1.9%	1.1%	1.0%	1.1%
% of Patients satisfied with the dentistry they have received	13	16	81.3%	91.7%	91.5%	91.4%
% of Patients satisfied with the time they had to wait for an appointment	8	16	50.0%	90.2%	88.2%	87.7%

* This is based on patients treated on this contract for their most recent course of treatment. Figures in italics indicate the base number of FP17s or Patient Questionnaire responses are less than 100. N/A is shown where the base number of responses is less than 10 during the period. % is calculated as Quantity/Base number*100

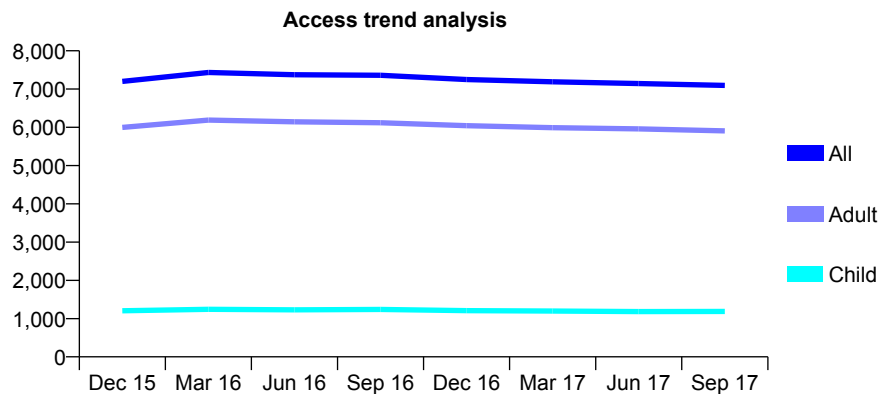
Q53 - Vital Signs At a Glance Contract Report for 180793/0001 - September 2017

Name or company name	Colehill Smile Care Limited
Contract type name	GDS Contract
Purpose of contract	General
Contract start date	01/04/2014
Contract end date	

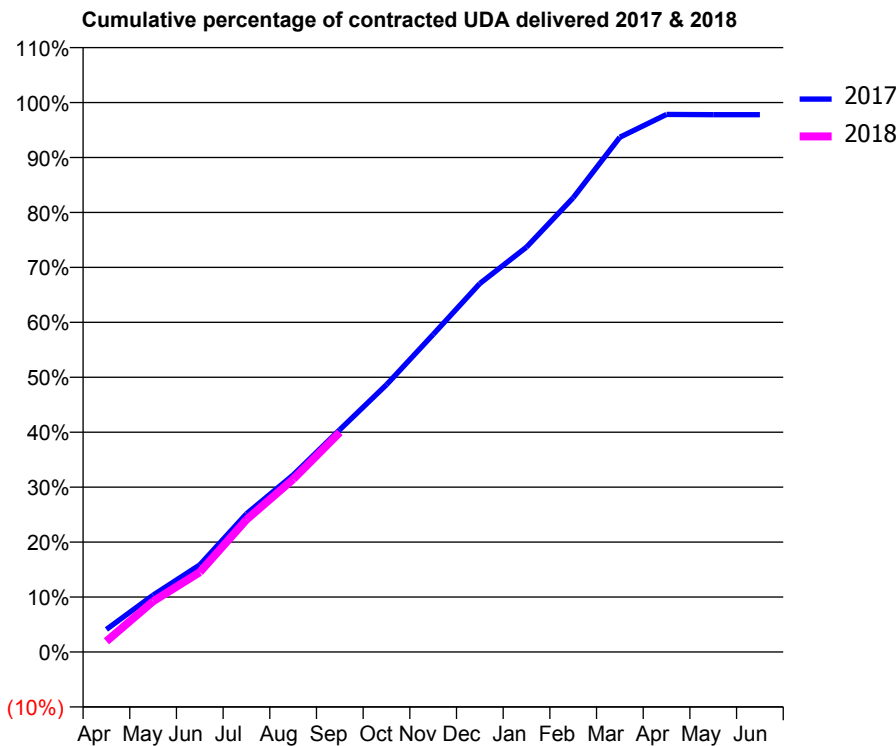
17/18 Contracted general activity (UDA)	20,993
Carry forward general activity (UDA)	466
17/18 Contracted orthodontic activity (UOA)	0
Carry forward orthodontic activity (UOA)	0
Baseline contract value	£607,635.17

ACCESS*

Patients seen in 24 months	Total	Change since previous quarter
Quarter ending September 2016	7,359	
Quarter ending December 2016	7,248	↓
Quarter ending March 2017	7,189	→
Quarter ending June 2017	7,145	→
Quarter ending September 2017	7,094	→
Variance since September 2016	(3.6%)	↓



ACTIVITY



Month	Adjusted Scheduled Activity (UDA)	
	2017	2018
April	865	408
May	2,175	1,940
June	3,329	3,049
July	5,278	5,056
August	6,762	6,598
September	8,493	8,392
October	10,213	
November	12,135	
December	14,078	
January	15,469	
February	17,353	
March	19,669	
April	20,536	
May	20,529	
June	20,527	

QUALITY

	Quantity	Base Number	Contract	AT	Region	England
% of FP17s for the same patient ID Re-attending within 3 months - Children	71	924	7.7%	9.4%	11.6%	11.9%
% of FP17s for the same patient ID Re-attending within 3 months - Adults	602	4,385	13.7%	12.6%	15.2%	15.9%
% of FP17s for the same patient ID Re-attending between 3 & 9 months - Children	564	924	61.0%	58.5%	59.1%	58.1%
% of FP17s for the same patient ID Re-attending between 3 & 9 months - Adults	2,726	4,385	62.2%	49.8%	51.7%	50.6%
% of FP17s for Band 1 Urgent Courses	441	4,923	9.0%	7.0%	8.0%	9.1%
% of FP17s Relating to Free Repair or Replacements	95	4,923	1.9%	0.7%	0.8%	0.8%
% of FP17s Relating to Continuations	56	4,923	1.1%	1.1%	1.0%	1.1%
% of Patients satisfied with the dentistry they have received	15	16	93.8%	91.7%	91.5%	91.4%
% of Patients satisfied with the time they had to wait for an appointment	14	16	87.5%	90.2%	88.2%	87.7%

* This is based on patients treated on this contract for their most recent course of treatment. Figures in italics indicate the base number of FP17s or Patient Questionnaire responses are less than 100. N/A is shown where the base number of responses is less than 10 during the period. % is calculated as Quantity/Base number*100

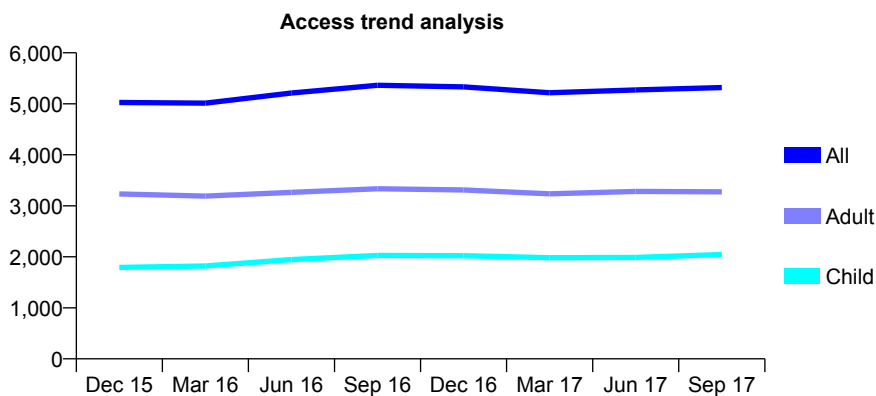
Q53 - Vital Signs At a Glance Contract Report for 181307/0001 - September 2017

Name or company name	Willenhall Dental Care
Contract type name	GDS Contract
Purpose of contract	General
Contract start date	01/09/2011
Contract end date	

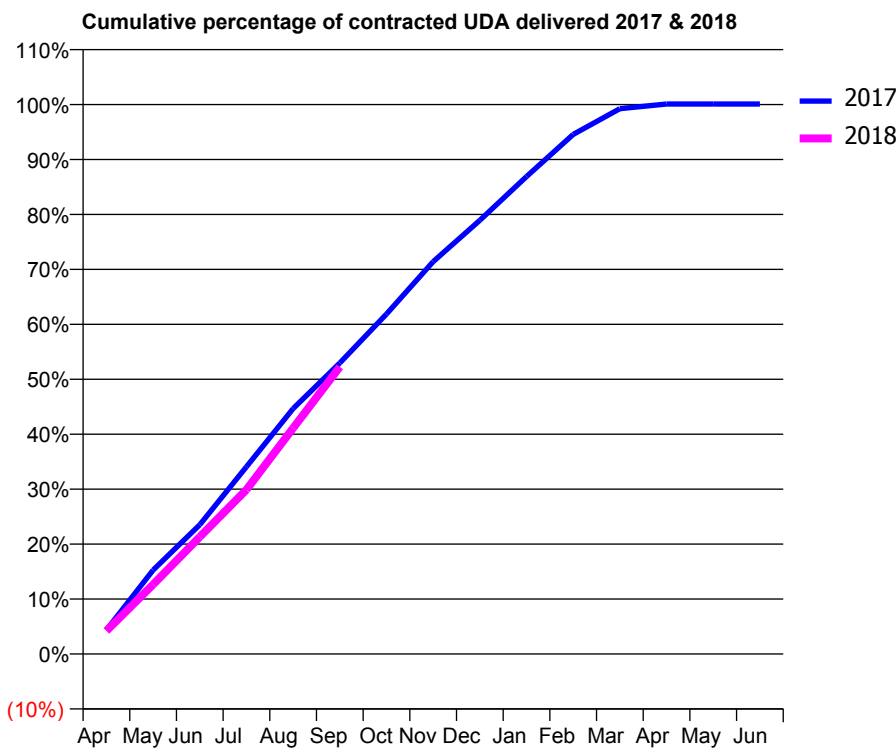
17/18 Contracted general activity (UDA)	12,679
Carry forward general activity (UDA)	-12
17/18 Contracted orthodontic activity (UOA)	0
Carry forward orthodontic activity (UOA)	0
Baseline contract value	£320,566.18

ACCESS*

Patients seen in 24 months	Total	Change since previous quarter
Quarter ending September 2016	5,363	
Quarter ending December 2016	5,333	→
Quarter ending March 2017	5,217	↓
Quarter ending June 2017	5,271	→
Quarter ending September 2017	5,320	→
Variance since September 2016	(0.8%)	→



ACTIVITY



Month	Adjusted Scheduled Activity (UDA)	
	2017	2018
April	555	533
May	1,936	1,605
June	2,982	2,702
July	4,322	3,792
August	5,664	5,212
September	6,714	6,624
October	7,844	
November	9,054	
December	10,006	
January	11,016	
February	11,989	
March	12,582	
April	12,691	
May	12,691	
June	12,691	

QUALITY

	Quantity	Base Number	Contract	AT	Region	England
% of FP17s for the same patient ID Re-attending within 3 months - Children	7	1,235	0.6%	9.4%	11.6%	11.9%
% of FP17s for the same patient ID Re-attending within 3 months - Adults	13	1,786	0.7%	12.6%	15.2%	15.9%
% of FP17s for the same patient ID Re-attending between 3 & 9 months - Children	744	1,235	60.2%	58.5%	59.1%	58.1%
% of FP17s for the same patient ID Re-attending between 3 & 9 months - Adults	917	1,786	51.3%	49.8%	51.7%	50.6%
% of FP17s for Band 1 Urgent Courses	2	2,994	0.1%	7.0%	8.0%	9.1%
% of FP17s Relating to Free Repair or Replacements	0	2,994	0.0%	0.7%	0.8%	0.8%
% of FP17s Relating to Continuations	2	2,994	0.1%	1.1%	1.0%	1.1%
% of Patients satisfied with the dentistry they have received	5	5	N/A	91.7%	91.5%	91.4%
% of Patients satisfied with the time they had to wait for an appointment	5	5	N/A	90.2%	88.2%	87.7%

* This is based on patients treated on this contract for their most recent course of treatment. Figures in italics indicate the base number of FP17s or Patient Questionnaire responses are less than 100. N/A is shown where the base number of responses is less than 10 during the period. % is calculated as Quantity/Base number*100

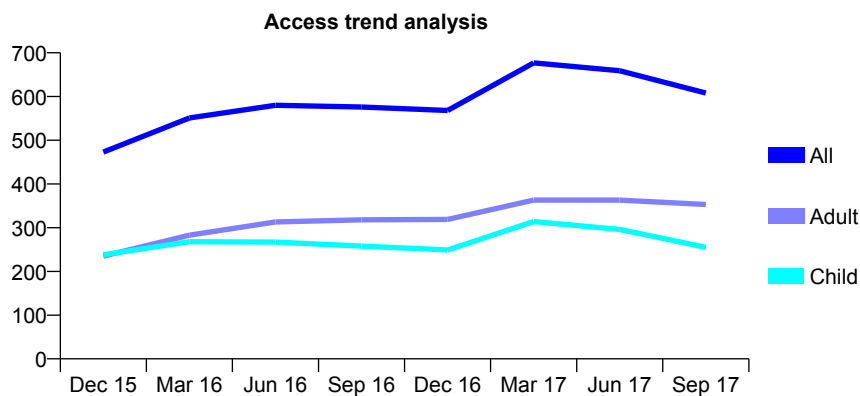
Q53 - Vital Signs At a Glance Contract Report for 182109/0001 - September 2017

Name or company name	Evesham Place Limited
Contract type name	GDS Contract
Purpose of contract	General
Contract start date	01/04/2015
Contract end date	

17/18 Contracted general activity (UDA)	1,452
Carry forward general activity (UDA)	3
17/18 Contracted orthodontic activity (UOA)	0
Carry forward orthodontic activity (UOA)	0
Baseline contract value	£35,822.69

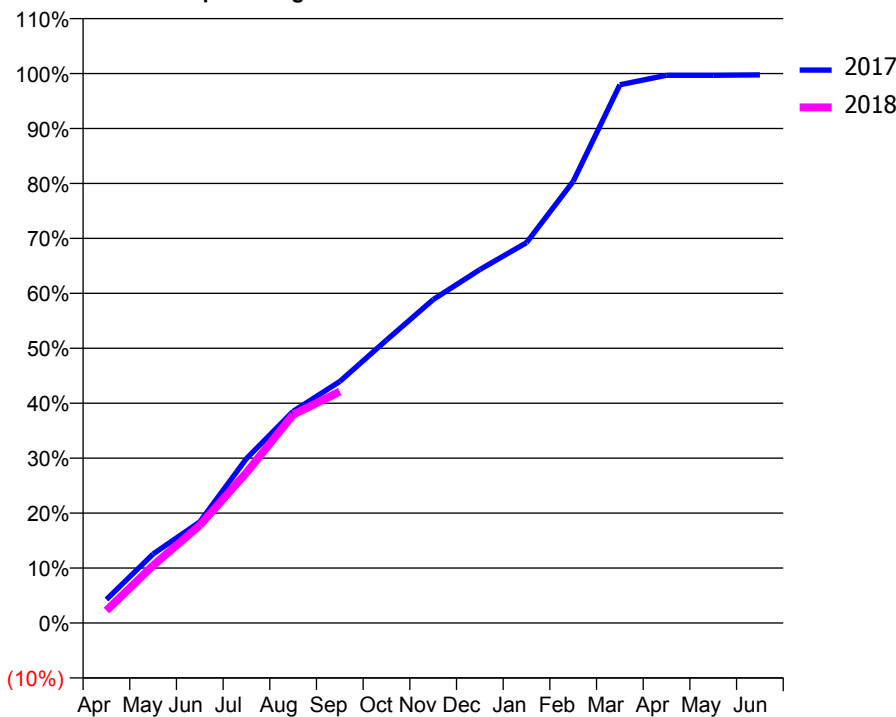
ACCESS*

Patients seen in 24 months	Total	Change since previous quarter
Quarter ending September 2016	576	
Quarter ending December 2016	568	↓
Quarter ending March 2017	677	↑
Quarter ending June 2017	659	↓
Quarter ending September 2017	608	↓
Variance since September 2016	5.6%	↑



ACTIVITY

Cumulative percentage of contracted UDA delivered 2017 & 2018



Month	Adjusted Scheduled Activity (UDA)	
	2017	2018
April	62	33
May	182	152
June	267	258
July	435	397
August	559	551
September	638	612
October	748	
November	855	
December	934	
January	1,005	
February	1,167	
March	1,422	
April	1,447	
May	1,447	
June	1,448	

QUALITY

	Quantity	Base Number	Contract	AT	Region	England
% of FP17s for the same patient ID Re-attending within 3 months - Children	10	187	5.3%	9.4%	11.6%	11.9%
% of FP17s for the same patient ID Re-attending within 3 months - Adults	17	187	9.1%	12.6%	15.2%	15.9%
% of FP17s for the same patient ID Re-attending between 3 & 9 months - Children	122	187	65.2%	58.5%	59.1%	58.1%
% of FP17s for the same patient ID Re-attending between 3 & 9 months - Adults	74	187	39.6%	49.8%	51.7%	50.6%
% of FP17s for Band 1 Urgent Courses	13	358	3.6%	7.0%	8.0%	9.1%
% of FP17s Relating to Free Repair or Replacements	2	358	0.6%	0.7%	0.8%	0.8%
% of FP17s Relating to Continuations	2	358	0.6%	1.1%	1.0%	1.1%
% of Patients satisfied with the dentistry they have received	0	0	N/A	91.7%	91.5%	91.4%
% of Patients satisfied with the time they had to wait for an appointment	0	0	N/A	90.2%	88.2%	87.7%

* This is based on patients treated on this contract for their most recent course of treatment. Figures in italics indicate the base number of FP17s or Patient Questionnaire responses are less than 100. N/A is shown where the base number of responses is less than 10 during the period. % is calculated as Quantity/Base number*100

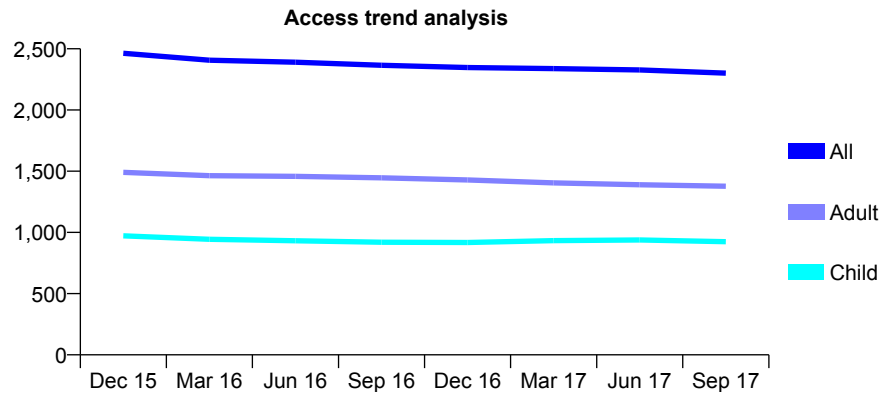
Q53 - Vital Signs At a Glance Contract Report for 187860/0001 - September 2017

Name or company name	Collins House Dental Surgery
Contract type name	GDS Contract
Purpose of contract	General
Contract start date	01/04/2006
Contract end date	

17/18 Contracted general activity (UDA)	7,900
Carry forward general activity (UDA)	0
17/18 Contracted orthodontic activity (UOA)	0
Carry forward orthodontic activity (UOA)	0
Baseline contract value	£236,089.57

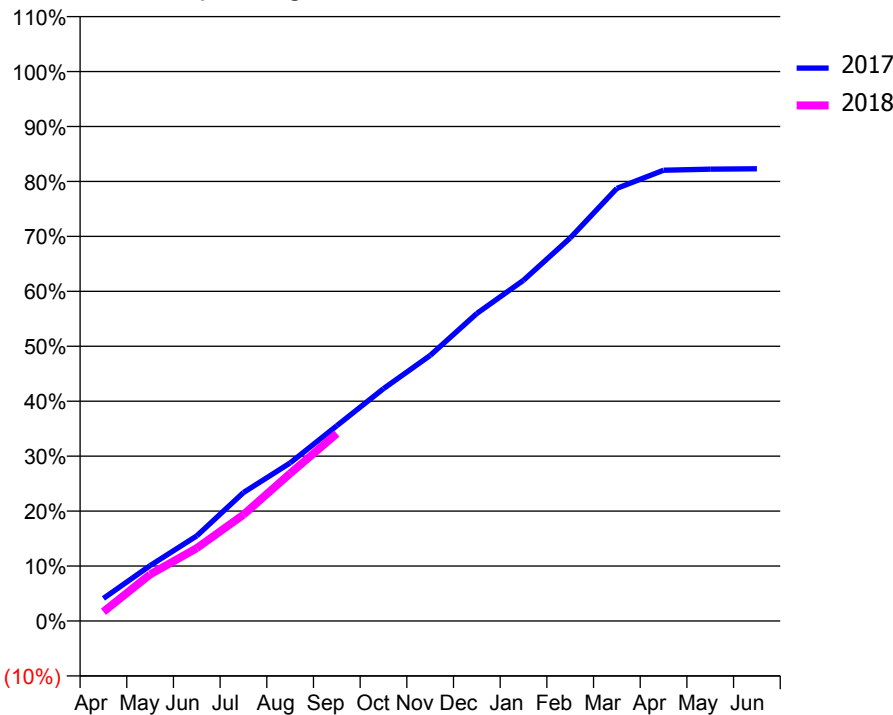
ACCESS*

Patients seen in 24 months	Total	Change since previous quarter
Quarter ending September 2016	2,366	
Quarter ending December 2016	2,347	→
Quarter ending March 2017	2,338	→
Quarter ending June 2017	2,327	→
Quarter ending September 2017	2,301	↓
Variance since September 2016	(2.7%)	↓



ACTIVITY

Cumulative percentage of contracted UDA delivered 2017 & 2018



Month	Adjusted Scheduled Activity (UDA)	
	2017	2018
April	324	133
May	796	670
June	1,225	1,048
July	1,847	1,529
August	2,273	2,122
September	2,808	2,694
October	3,340	
November	3,817	
December	4,421	
January	4,900	
February	5,507	
March	6,219	
April	6,481	
May	6,496	
June	6,502	

QUALITY

	Quantity	Base Number	Contract	AT	Region	England
% of FP17s for the same patient ID Re-attending within 3 months - Children	56	839	6.7%	9.4%	11.6%	11.9%
% of FP17s for the same patient ID Re-attending within 3 months - Adults	132	1,114	11.8%	12.6%	15.2%	15.9%
% of FP17s for the same patient ID Re-attending between 3 & 9 months - Children	624	839	74.4%	58.5%	59.1%	58.1%
% of FP17s for the same patient ID Re-attending between 3 & 9 months - Adults	812	1,114	72.9%	49.8%	51.7%	50.6%
% of FP17s for Band 1 Urgent Courses	101	1,776	5.7%	7.0%	8.0%	9.1%
% of FP17s Relating to Free Repair or Replacements	0	1,776	0.0%	0.7%	0.8%	0.8%
% of FP17s Relating to Continuations	9	1,776	0.5%	1.1%	1.0%	1.1%
% of Patients satisfied with the dentistry they have received	3	3	N/A	91.7%	91.5%	91.4%
% of Patients satisfied with the time they had to wait for an appointment	3	3	N/A	90.2%	88.2%	87.7%

* This is based on patients treated on this contract for their most recent course of treatment. Figures in italics indicate the base number of FP17s or Patient Questionnaire responses are less than 100. N/A is shown where the base number of responses is less than 10 during the period. % is calculated as Quantity/Base number*100

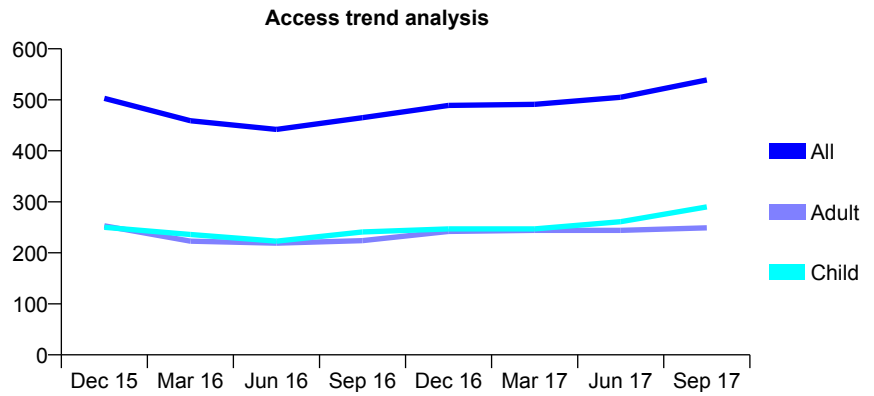
Q53 - Vital Signs At a Glance Contract Report for 189863/0001 - September 2017

Name or company name	David Holloman Dentistry Ltd
Contract type name	GDS Contract
Purpose of contract	General
Contract start date	01/04/2012
Contract end date	

17/18 Contracted general activity (UDA)	1,678
Carry forward general activity (UDA)	0
17/18 Contracted orthodontic activity (UOA)	0
Carry forward orthodontic activity (UOA)	0
Baseline contract value	£41,283.72

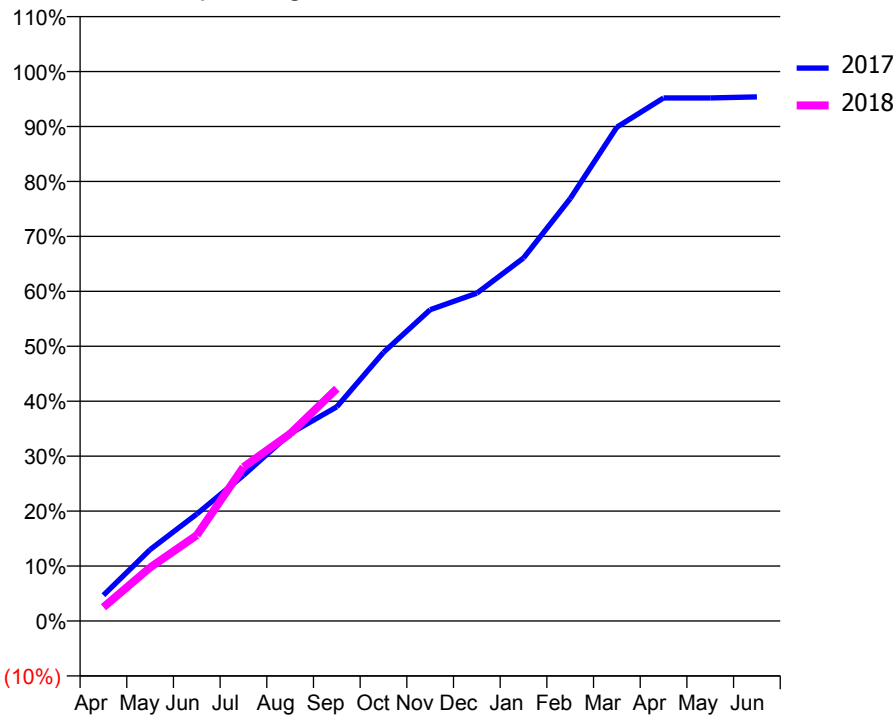
ACCESS*

Patients seen in 24 months	Total	Change since previous quarter
Quarter ending September 2016	465	
Quarter ending December 2016	489	↑
Quarter ending March 2017	491	→
Quarter ending June 2017	505	↑
Quarter ending September 2017	539	↑
Variance since September 2016	15.9%	↑



ACTIVITY

Cumulative percentage of contracted UDA delivered 2017 & 2018



Adjusted Scheduled Activity (UDA)		
Month	2017	2018
April	79	42
May	218	164
June	327	262
July	445	470
August	572	572
September	654	709
October	820	
November	951	
December	1,001	
January	1,109	
February	1,290	
March	1,508	
April	1,597	
May	1,597	
June	1,600	

QUALITY

	Quantity	Base Number	Contract	AT	Region	England
% of FP17s for the same patient ID Re-attending within 3 months - Children	39	269	14.5%	9.4%	11.6%	11.9%
% of FP17s for the same patient ID Re-attending within 3 months - Adults	43	196	21.9%	12.6%	15.2%	15.9%
% of FP17s for the same patient ID Re-attending between 3 & 9 months - Children	137	269	50.9%	58.5%	59.1%	58.1%
% of FP17s for the same patient ID Re-attending between 3 & 9 months - Adults	85	196	43.4%	49.8%	51.7%	50.6%
% of FP17s for Band 1 Urgent Courses	37	420	8.8%	7.0%	8.0%	9.1%
% of FP17s Relating to Free Repair or Replacements	0	420	0.0%	0.7%	0.8%	0.8%
% of FP17s Relating to Continuations	1	420	0.2%	1.1%	1.0%	1.1%
% of Patients satisfied with the dentistry they have received	1	1	N/A	91.7%	91.5%	91.4%
% of Patients satisfied with the time they had to wait for an appointment	1	1	N/A	90.2%	88.2%	87.7%

* This is based on patients treated on this contract for their most recent course of treatment. Figures in italics indicate the base number of FP17s or Patient Questionnaire responses are less than 100. N/A is shown where the base number of responses is less than 10 during the period. % is calculated as Quantity/Base number*100

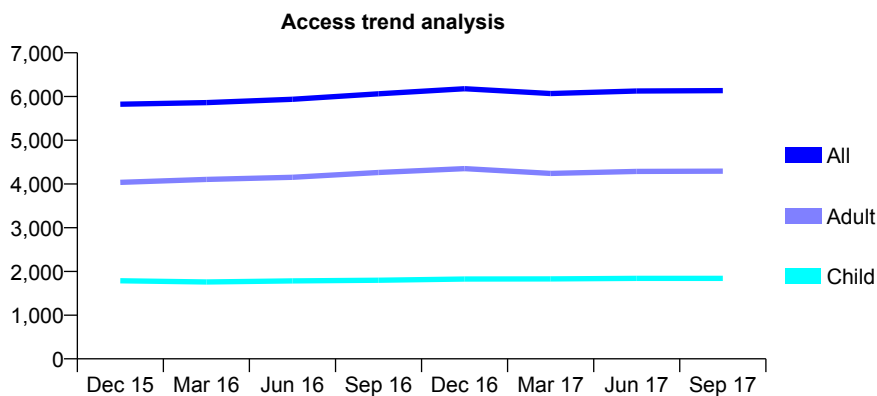
Q53 - Vital Signs At a Glance Contract Report for 190454/0001 - September 2017

Name or company name	Malvern Hills Dental Care
Contract type name	GDS Contract
Purpose of contract	General
Contract start date	01/11/2012
Contract end date	

17/18 Contracted general activity (UDA)	18,773
Carry forward general activity (UDA)	-231
17/18 Contracted orthodontic activity (UOA)	0
Carry forward orthodontic activity (UOA)	0
Baseline contract value	£422,777.45

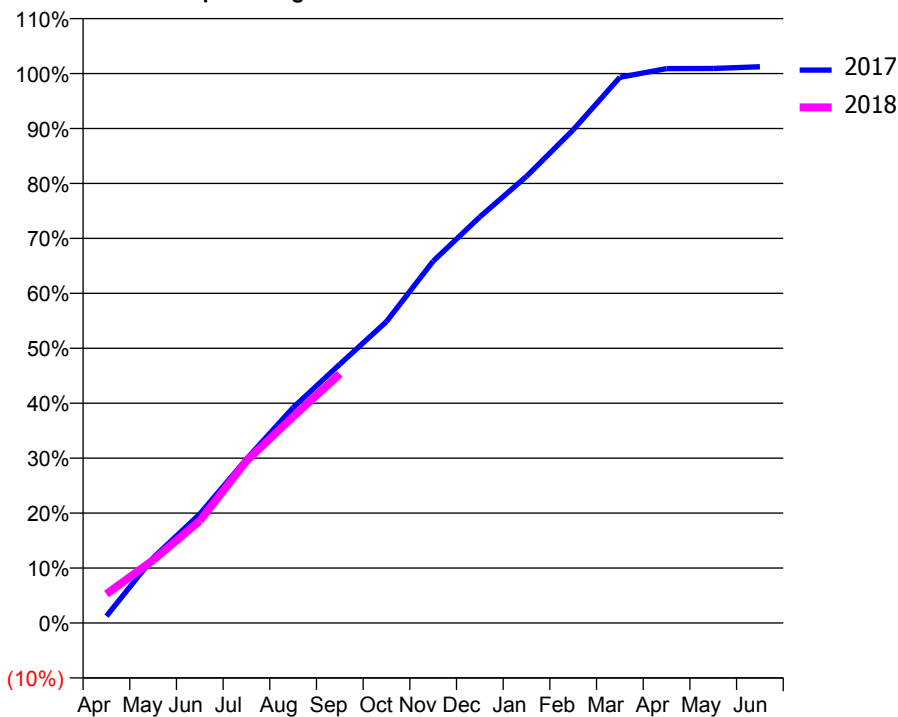
ACCESS*

Patients seen in 24 months	Total	Change since previous quarter
Quarter ending September 2016	6,062	
Quarter ending December 2016	6,178	→
Quarter ending March 2017	6,068	↓
Quarter ending June 2017	6,127	→
Quarter ending September 2017	6,134	→
Variance since September 2016	1.2%	→



ACTIVITY

Cumulative percentage of contracted UDA delivered 2017 & 2018



Month	Adjusted Scheduled Activity (UDA)	
	2017	2018
April	235	992
May	2,227	2,148
June	3,726	3,494
July	5,601	5,536
August	7,360	7,051
September	8,839	8,509
October	10,296	
November	12,363	
December	13,875	
January	15,260	
February	16,851	
March	18,645	
April	18,942	
May	18,945	
June	19,004	

QUALITY

	Quantity	Base Number	Contract	AT	Region	England
% of FP17s for the same patient ID Re-attending within 3 months - Children	113	1,378	8.2%	9.4%	11.6%	11.9%
% of FP17s for the same patient ID Re-attending within 3 months - Adults	374	2,398	15.6%	12.6%	15.2%	15.9%
% of FP17s for the same patient ID Re-attending between 3 & 9 months - Children	830	1,378	60.2%	58.5%	59.1%	58.1%
% of FP17s for the same patient ID Re-attending between 3 & 9 months - Adults	939	2,398	39.2%	49.8%	51.7%	50.6%
% of FP17s for Band 1 Urgent Courses	221	3,598	6.1%	7.0%	8.0%	9.1%
% of FP17s Relating to Free Repair or Replacements	47	3,598	1.3%	0.7%	0.8%	0.8%
% of FP17s Relating to Continuations	50	3,598	1.4%	1.1%	1.0%	1.1%
% of Patients satisfied with the dentistry they have received	20	22	90.9%	91.7%	91.5%	91.4%
% of Patients satisfied with the time they had to wait for an appointment	20	22	90.9%	90.2%	88.2%	87.7%

* This is based on patients treated on this contract for their most recent course of treatment. Figures in italics indicate the base number of FP17s or Patient Questionnaire responses are less than 100. N/A is shown where the base number of responses is less than 10 during the period. % is calculated as Quantity/Base number*100

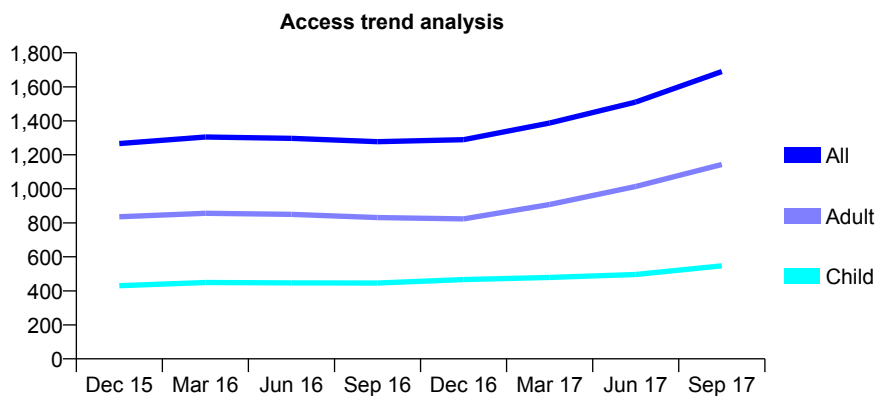
Q53 - Vital Signs At a Glance Contract Report for 190594/0002 - September 2017

Name or company name	Mercian House Dental Practice
Contract type name	GDS Contract
Purpose of contract	General
Contract start date	01/06/2012
Contract end date	

17/18 Contracted general activity (UDA)	3,374
Carry forward general activity (UDA)	-15
17/18 Contracted orthodontic activity (UOA)	0
Carry forward orthodontic activity (UOA)	0
Baseline contract value	£134,673.80

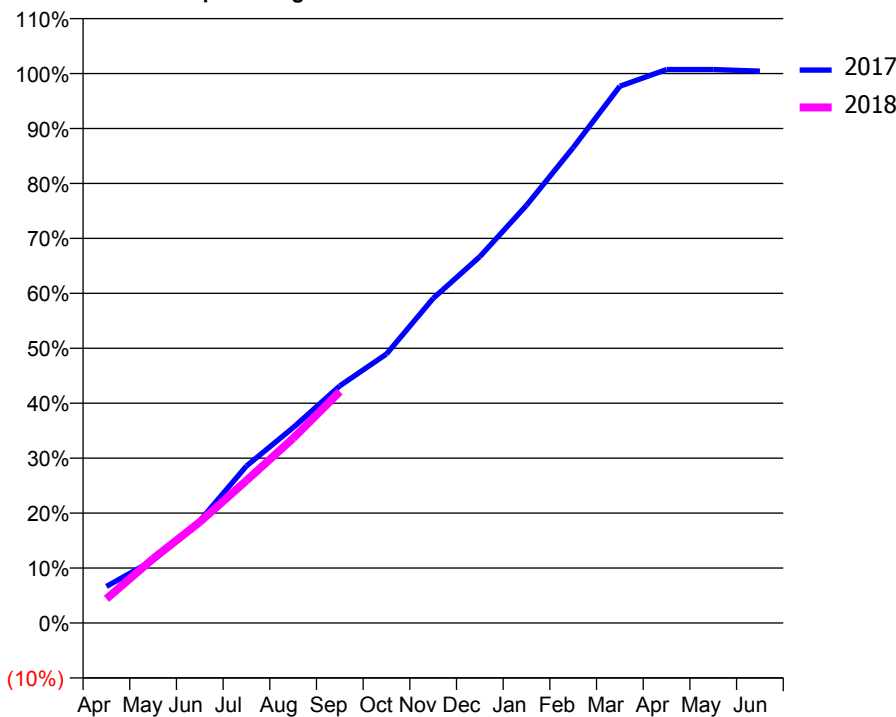
ACCESS*

Patients seen in 24 months	Total	Change since previous quarter
Quarter ending September 2016	1,277	
Quarter ending December 2016	1,289	→
Quarter ending March 2017	1,387	↑
Quarter ending June 2017	1,510	↑
Quarter ending September 2017	1,690	↑
Variance since September 2016	32.3%	↑



ACTIVITY

Cumulative percentage of contracted UDA delivered 2017 & 2018



Month	Adjusted Scheduled Activity (UDA)	
	2017	2018
April	225	148
May	386	395
June	627	620
July	964	875
August	1,200	1,135
September	1,456	1,421
October	1,652	
November	1,993	
December	2,250	
January	2,564	
February	2,920	
March	3,296	
April	3,398	
May	3,398	
June	3,388	

QUALITY

	Quantity	Base Number	Contract	AT	Region	England
% of FP17s for the same patient ID Re-attending within 3 months - Children	14	452	3.1%	9.4%	11.6%	11.9%
% of FP17s for the same patient ID Re-attending within 3 months - Adults	67	851	7.9%	12.6%	15.2%	15.9%
% of FP17s for the same patient ID Re-attending between 3 & 9 months - Children	282	452	62.4%	58.5%	59.1%	58.1%
% of FP17s for the same patient ID Re-attending between 3 & 9 months - Adults	376	851	44.2%	49.8%	51.7%	50.6%
% of FP17s for Band 1 Urgent Courses	44	934	4.7%	7.0%	8.0%	9.1%
% of FP17s Relating to Free Repair or Replacements	1	934	0.1%	0.7%	0.8%	0.8%
% of FP17s Relating to Continuations	2	934	0.2%	1.1%	1.0%	1.1%
% of Patients satisfied with the dentistry they have received	1	2	N/A	91.7%	91.5%	91.4%
% of Patients satisfied with the time they had to wait for an appointment	1	2	N/A	90.2%	88.2%	87.7%

* This is based on patients treated on this contract for their most recent course of treatment. Figures in italics indicate the base number of FP17s or Patient Questionnaire responses are less than 100. N/A is shown where the base number of responses is less than 10 during the period. % is calculated as Quantity/Base number*100

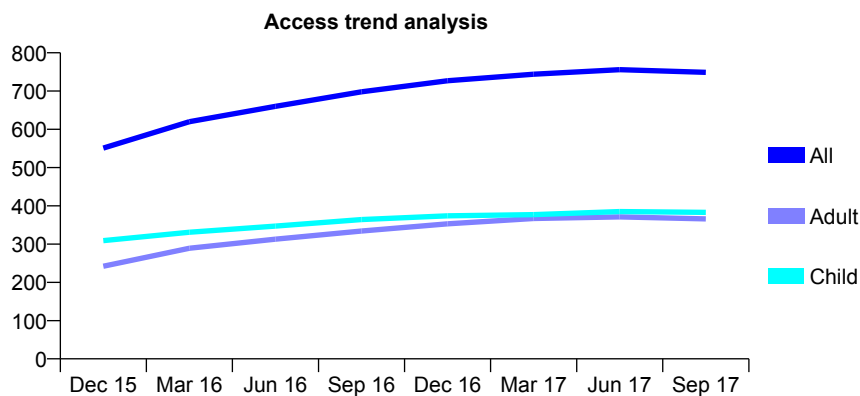
Q53 - Vital Signs At a Glance Contract Report for 192120/0001 - September 2017

Name or company name	Parkside Bromsgrove Ltd
Contract type name	GDS Contract
Purpose of contract	General
Contract start date	01/06/2015
Contract end date	

17/18 Contracted general activity (UDA)	1,866
Carry forward general activity (UDA)	-38
17/18 Contracted orthodontic activity (UOA)	0
Carry forward orthodontic activity (UOA)	0
Baseline contract value	£41,537.44

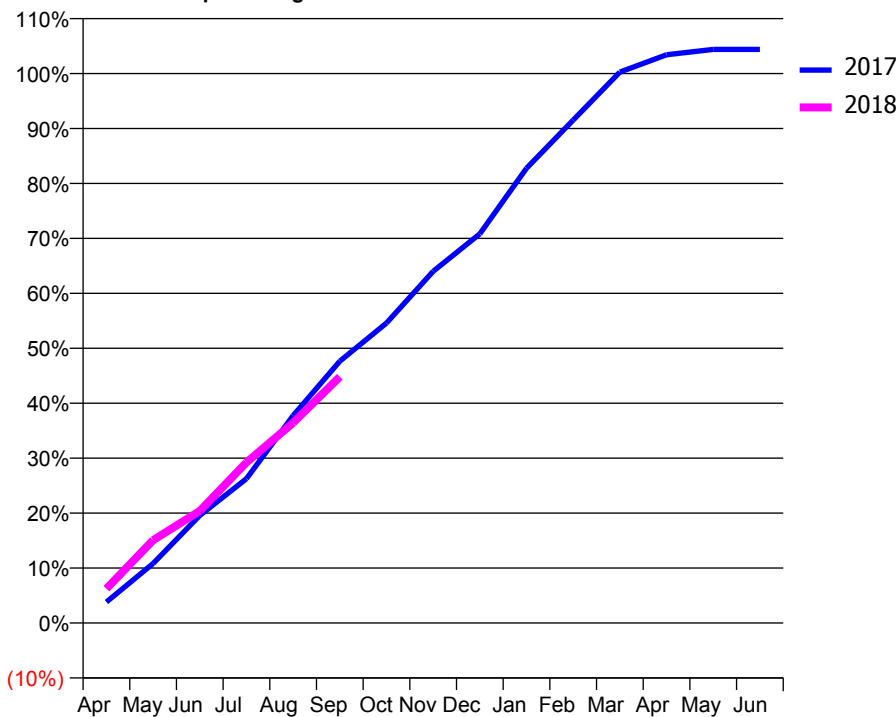
ACCESS*

Patients seen in 24 months	Total	Change since previous quarter
Quarter ending September 2016	698	
Quarter ending December 2016	727	↑
Quarter ending March 2017	744	↑
Quarter ending June 2017	756	→
Quarter ending September 2017	749	→
Variance since September 2016	7.3%	↑



ACTIVITY

Cumulative percentage of contracted UDA delivered 2017 & 2018



Adjusted Scheduled Activity (UDA)

Month	2017	2018
April	71	116
May	202	281
June	365	381
July	490	546
August	704	680
September	889	836
October	1,019	
November	1,194	
December	1,322	
January	1,544	
February	1,708	
March	1,871	
April	1,930	
May	1,948	
June	1,948	

QUALITY

	Quantity	Base Number	Contract	AT	Region	England
% of FP17s for the same patient ID Re-attending within 3 months - Children	18	338	5.3%	9.4%	11.6%	11.9%
% of FP17s for the same patient ID Re-attending within 3 months - Adults	40	242	16.5%	12.6%	15.2%	15.9%
% of FP17s for the same patient ID Re-attending between 3 & 9 months - Children	239	338	70.7%	58.5%	59.1%	58.1%
% of FP17s for the same patient ID Re-attending between 3 & 9 months - Adults	143	242	59.1%	49.8%	51.7%	50.6%
% of FP17s for Band 1 Urgent Courses	26	536	4.9%	7.0%	8.0%	9.1%
% of FP17s Relating to Free Repair or Replacements	4	536	0.7%	0.7%	0.8%	0.8%
% of FP17s Relating to Continuations	0	536	0.0%	1.1%	1.0%	1.1%
% of Patients satisfied with the dentistry they have received	1	1	N/A	91.7%	91.5%	91.4%
% of Patients satisfied with the time they had to wait for an appointment	1	1	N/A	90.2%	88.2%	87.7%

* This is based on patients treated on this contract for their most recent course of treatment. Figures in italics indicate the base number of FP17s or Patient Questionnaire responses are less than 100. N/A is shown where the base number of responses is less than 10 during the period. % is calculated as Quantity/Base number*100

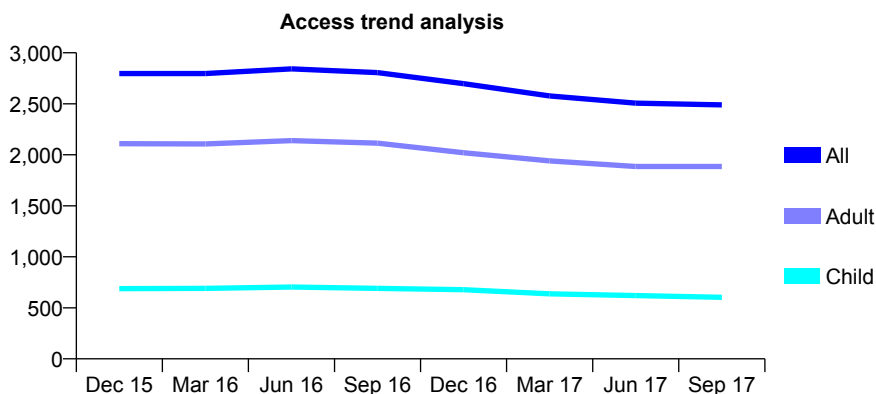
Q53 - Vital Signs At a Glance Contract Report for 198773/0001 - September 2017

Name or company name	Crabbs Cross Dental Surgery
Contract type name	GDS Contract
Purpose of contract	General
Contract start date	01/11/2012
Contract end date	

17/18 Contracted general activity (UDA)	9,300
Carry forward general activity (UDA)	-7
17/18 Contracted orthodontic activity (UOA)	0
Carry forward orthodontic activity (UOA)	0
Baseline contract value	£205,602.16

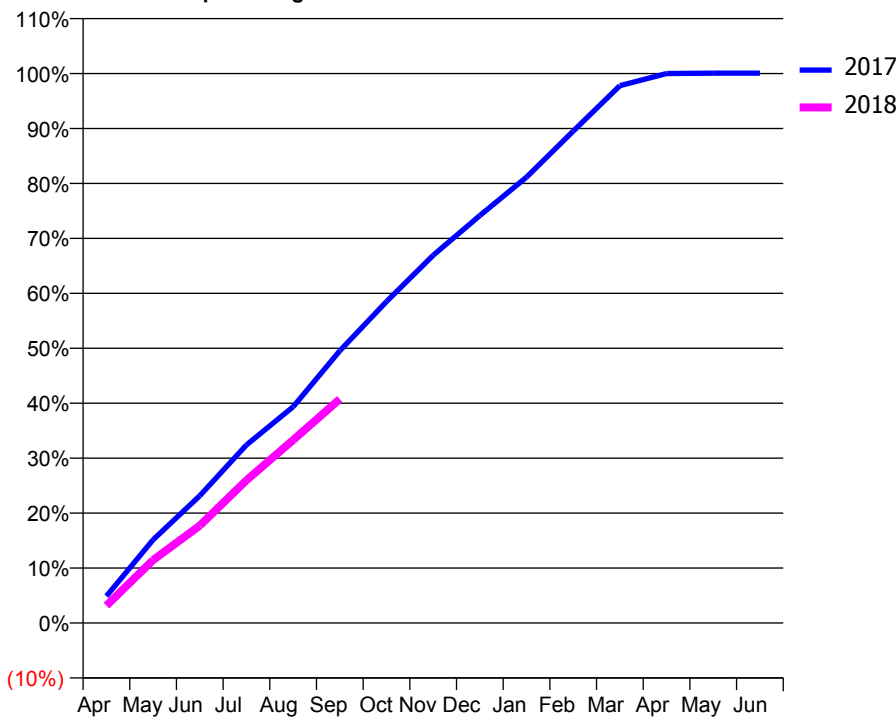
ACCESS*

Patients seen in 24 months	Total	Change since previous quarter
Quarter ending September 2016	2,806	
Quarter ending December 2016	2,698	↓
Quarter ending March 2017	2,577	↓
Quarter ending June 2017	2,506	↓
Quarter ending September 2017	2,489	→
Variance since September 2016	(11.3%)	↓



ACTIVITY

Cumulative percentage of contracted UDA delivered 2017 & 2018



Adjusted Scheduled Activity (UDA)

Month	2017	2018
April	456	295
May	1,409	1,066
June	2,155	1,649
July	3,014	2,415
August	3,658	3,097
September	4,607	3,790
October	5,441	
November	6,224	
December	6,897	
January	7,546	
February	8,325	
March	9,095	
April	9,300	
May	9,307	
June	9,307	

QUALITY

	Quantity	Base Number	Contract	AT	Region	England
% of FP17s for the same patient ID Re-attending within 3 months - Children	17	443	3.8%	9.4%	11.6%	11.9%
% of FP17s for the same patient ID Re-attending within 3 months - Adults	200	1,392	14.4%	12.6%	15.2%	15.9%
% of FP17s for the same patient ID Re-attending between 3 & 9 months - Children	308	443	69.5%	58.5%	59.1%	58.1%
% of FP17s for the same patient ID Re-attending between 3 & 9 months - Adults	854	1,392	61.4%	49.8%	51.7%	50.6%
% of FP17s for Band 1 Urgent Courses	92	1,728	5.3%	7.0%	8.0%	9.1%
% of FP17s Relating to Free Repair or Replacements	19	1,728	1.1%	0.7%	0.8%	0.8%
% of FP17s Relating to Continuations	18	1,728	1.0%	1.1%	1.0%	1.1%
% of Patients satisfied with the dentistry they have received	9	11	81.8%	91.7%	91.5%	91.4%
% of Patients satisfied with the time they had to wait for an appointment	10	11	90.9%	90.2%	88.2%	87.7%

* This is based on patients treated on this contract for their most recent course of treatment. Figures in italics indicate the base number of FP17s or Patient Questionnaire responses are less than 100. N/A is shown where the base number of responses is less than 10 during the period. % is calculated as Quantity/Base number*100

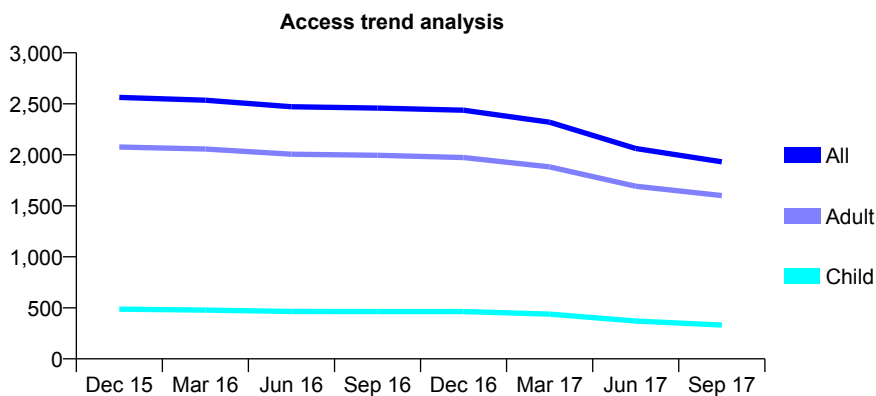
Q53 - Vital Signs At a Glance Contract Report for 208825/0001 - September 2017

Name or company name	Polesworth Dental Centre
Contract type name	GDS Contract
Purpose of contract	General
Contract start date	01/04/2006
Contract end date	

17/18 Contracted general activity (UDA)	6,782
Carry forward general activity (UDA)	264
17/18 Contracted orthodontic activity (UOA)	0
Carry forward orthodontic activity (UOA)	0
Baseline contract value	£152,723.71

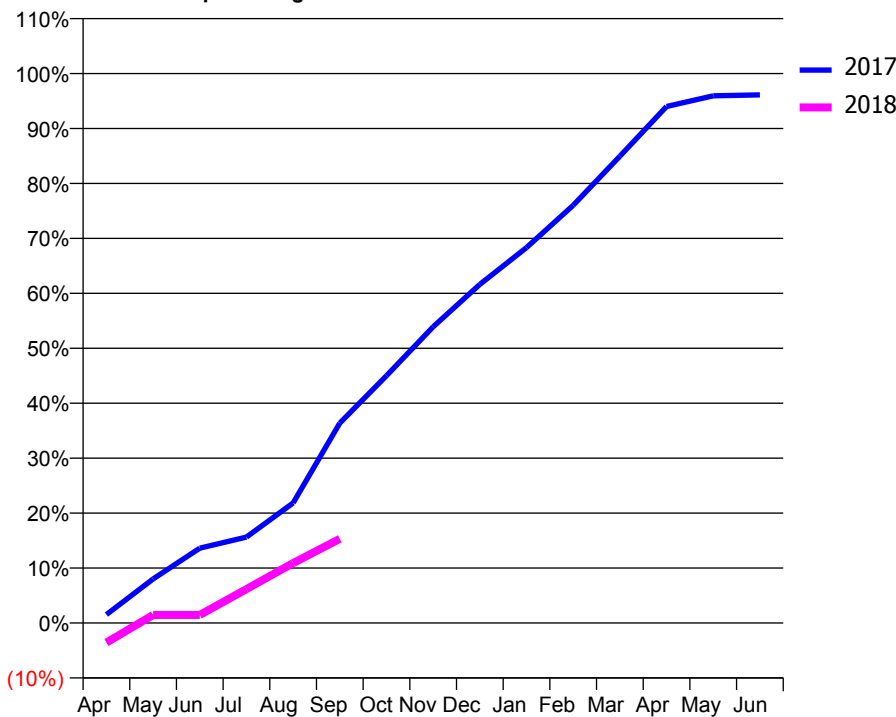
ACCESS*

Patients seen in 24 months	Total	Change since previous quarter
Quarter ending September 2016	2,458	
Quarter ending December 2016	2,437	→
Quarter ending March 2017	2,320	↓
Quarter ending June 2017	2,062	↓
Quarter ending September 2017	1,932	↓
Variance since September 2016	(21.4%)	↓



ACTIVITY

Cumulative percentage of contracted UDA delivered 2017 & 2018



Month	Adjusted Scheduled Activity (UDA)	
	2017	2018
April	104	-242
May	544	100
June	925	100
July	1,060	418
August	1,482	740
September	2,468	1,039
October	3,052	
November	3,657	
December	4,179	
January	4,634	
February	5,155	
March	5,761	
April	6,376	
May	6,506	
June	6,518	

QUALITY

	Quantity	Base Number	Contract	AT	Region	England
% of FP17s for the same patient ID Re-attending within 3 months - Children	6	141	4.3%	9.4%	11.6%	11.9%
% of FP17s for the same patient ID Re-attending within 3 months - Adults	154	809	19.0%	12.6%	15.2%	15.9%
% of FP17s for the same patient ID Re-attending between 3 & 9 months - Children	56	141	39.7%	58.5%	59.1%	58.1%
% of FP17s for the same patient ID Re-attending between 3 & 9 months - Adults	287	809	35.5%	49.8%	51.7%	50.6%
% of FP17s for Band 1 Urgent Courses	156	731	21.3%	7.0%	8.0%	9.1%
% of FP17s Relating to Free Repair or Replacements	8	731	1.1%	0.7%	0.8%	0.8%
% of FP17s Relating to Continuations	16	731	2.2%	1.1%	1.0%	1.1%
% of Patients satisfied with the dentistry they have received	5	7	N/A	91.7%	91.5%	91.4%
% of Patients satisfied with the time they had to wait for an appointment	7	7	N/A	90.2%	88.2%	87.7%

* This is based on patients treated on this contract for their most recent course of treatment. Figures in italics indicate the base number of FP17s or Patient Questionnaire responses are less than 100. N/A is shown where the base number of responses is less than 10 during the period. % is calculated as Quantity/Base number*100

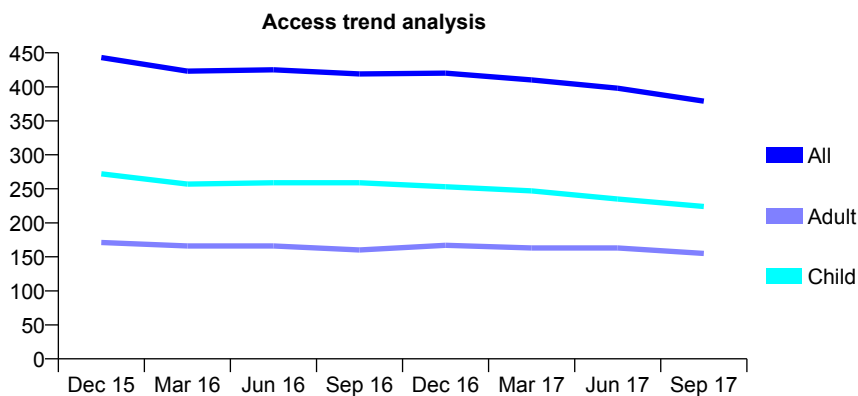
Q53 - Vital Signs At a Glance Contract Report for 224472/0001 - September 2017

Name or company name	MRS AC HADDON
Contract type name	GDS Contract
Purpose of contract	General
Contract start date	21/09/2011
Contract end date	

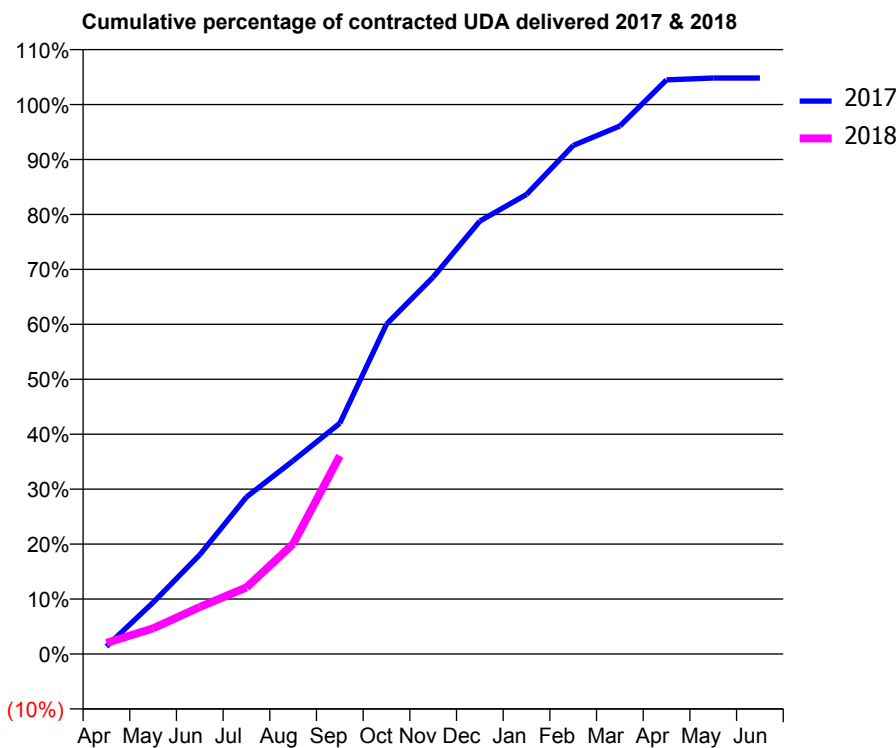
17/18 Contracted general activity (UDA)	1,240
Carry forward general activity (UDA)	-25
17/18 Contracted orthodontic activity (UOA)	0
Carry forward orthodontic activity (UOA)	0
Baseline contract value	£29,073.88

ACCESS*

Patients seen in 24 months	Total	Change since previous quarter
Quarter ending September 2016	419	
Quarter ending December 2016	420	→
Quarter ending March 2017	410	↓
Quarter ending June 2017	398	↓
Quarter ending September 2017	379	↓
Variance since September 2016	(9.5%)	↓



ACTIVITY



Month	Adjusted Scheduled Activity (UDA)	
	2017	2018
April	17	25
May	116	58
June	224	106
July	354	150
August	436	248
September	521	447
October	744	
November	850	
December	977	
January	1,037	
February	1,147	
March	1,191	
April	1,296	
May	1,300	
June	1,300	

QUALITY

	Quantity	Base Number	Contract	AT	Region	England
% of FP17s for the same patient ID Re-attending within 3 months - Children	18	183	9.8%	9.4%	11.6%	11.9%
% of FP17s for the same patient ID Re-attending within 3 months - Adults	12	78	15.4%	12.6%	15.2%	15.9%
% of FP17s for the same patient ID Re-attending between 3 & 9 months - Children	126	183	68.9%	58.5%	59.1%	58.1%
% of FP17s for the same patient ID Re-attending between 3 & 9 months - Adults	41	78	52.6%	49.8%	51.7%	50.6%
% of FP17s for Band 1 Urgent Courses	3	203	1.5%	7.0%	8.0%	9.1%
% of FP17s Relating to Free Repair or Replacements	2	203	1.0%	0.7%	0.8%	0.8%
% of FP17s Relating to Continuations	1	203	0.5%	1.1%	1.0%	1.1%
% of Patients satisfied with the dentistry they have received	1	1	N/A	91.7%	91.5%	91.4%
% of Patients satisfied with the time they had to wait for an appointment	1	1	N/A	90.2%	88.2%	87.7%

* This is based on patients treated on this contract for their most recent course of treatment. Figures in italics indicate the base number of FP17s or Patient Questionnaire responses are less than 100. N/A is shown where the base number of responses is less than 10 during the period. % is calculated as Quantity/Base number*100

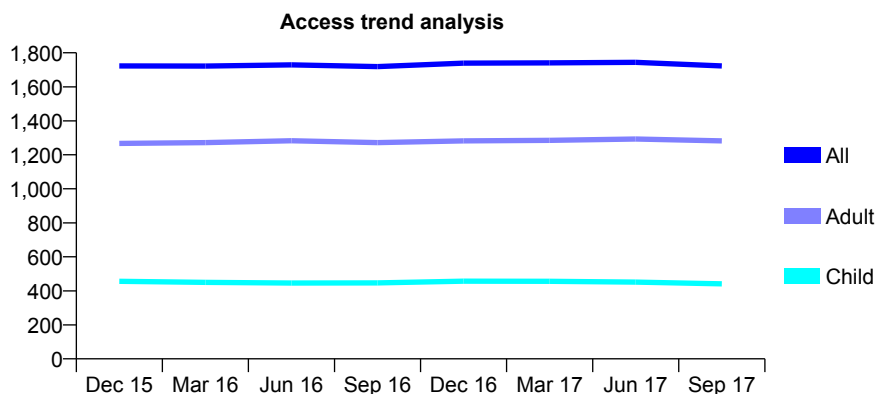
Q53 - Vital Signs At a Glance Contract Report for 232424/0001 - September 2017

Name or company name	MRS SL RAGSDALE
Contract type name	GDS Contract
Purpose of contract	General
Contract start date	01/04/2006
Contract end date	

17/18 Contracted general activity (UDA)	4,503
Carry forward general activity (UDA)	0
17/18 Contracted orthodontic activity (UOA)	0
Carry forward orthodontic activity (UOA)	0
Baseline contract value	£119,031.85

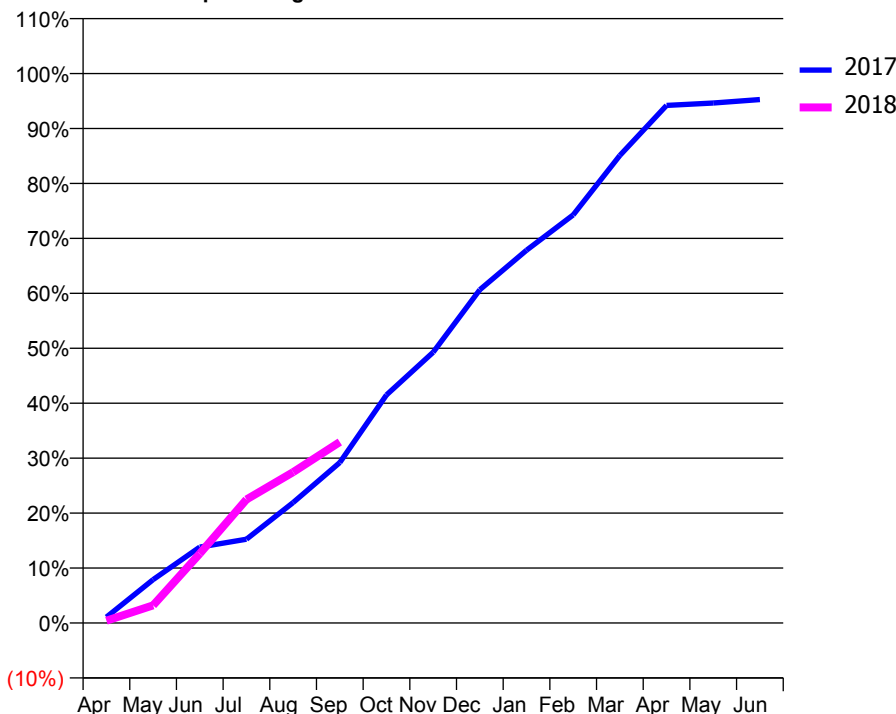
ACCESS*

Patients seen in 24 months	Total	Change since previous quarter
Quarter ending September 2016	1,719	
Quarter ending December 2016	1,739	→
Quarter ending March 2017	1,741	→
Quarter ending June 2017	1,744	→
Quarter ending September 2017	1,723	↓
Variance since September 2016	0.2%	→



ACTIVITY

Cumulative percentage of contracted UDA delivered 2017 & 2018



Adjusted Scheduled Activity (UDA)

Month	2017	2018
April	48	19
May	355	145
June	623	568
July	687	1,012
August	988	1,237
September	1,315	1,483
October	1,869	
November	2,219	
December	2,731	
January	3,055	
February	3,344	
March	3,832	
April	4,242	
May	4,262	
June	4,290	

QUALITY

	Quantity	Base Number	Contract	AT	Region	England
% of FP17s for the same patient ID Re-attending within 3 months - Children	24	270	8.9%	9.4%	11.6%	11.9%
% of FP17s for the same patient ID Re-attending within 3 months - Adults	131	839	15.6%	12.6%	15.2%	15.9%
% of FP17s for the same patient ID Re-attending between 3 & 9 months - Children	135	270	50.0%	58.5%	59.1%	58.1%
% of FP17s for the same patient ID Re-attending between 3 & 9 months - Adults	420	839	50.1%	49.8%	51.7%	50.6%
% of FP17s for Band 1 Urgent Courses	87	937	9.3%	7.0%	8.0%	9.1%
% of FP17s Relating to Free Repair or Replacements	14	937	1.5%	0.7%	0.8%	0.8%
% of FP17s Relating to Continuations	2	937	0.2%	1.1%	1.0%	1.1%
% of Patients satisfied with the dentistry they have received	1	1	N/A	91.7%	91.5%	91.4%
% of Patients satisfied with the time they had to wait for an appointment	1	1	N/A	90.2%	88.2%	87.7%

* This is based on patients treated on this contract for their most recent course of treatment. Figures in italics indicate the base number of FP17s or Patient Questionnaire responses are less than 100. N/A is shown where the base number of responses is less than 10 during the period. % is calculated as Quantity/Base number*100

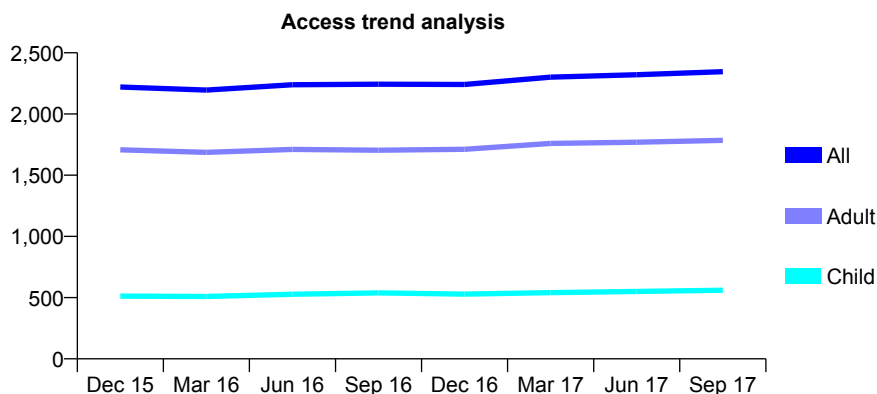
Q53 - Vital Signs At a Glance Contract Report for 234753/0001 - September 2017

Name or company name	MRS F SMART
Contract type name	GDS Contract
Purpose of contract	General
Contract start date	01/04/2006
Contract end date	

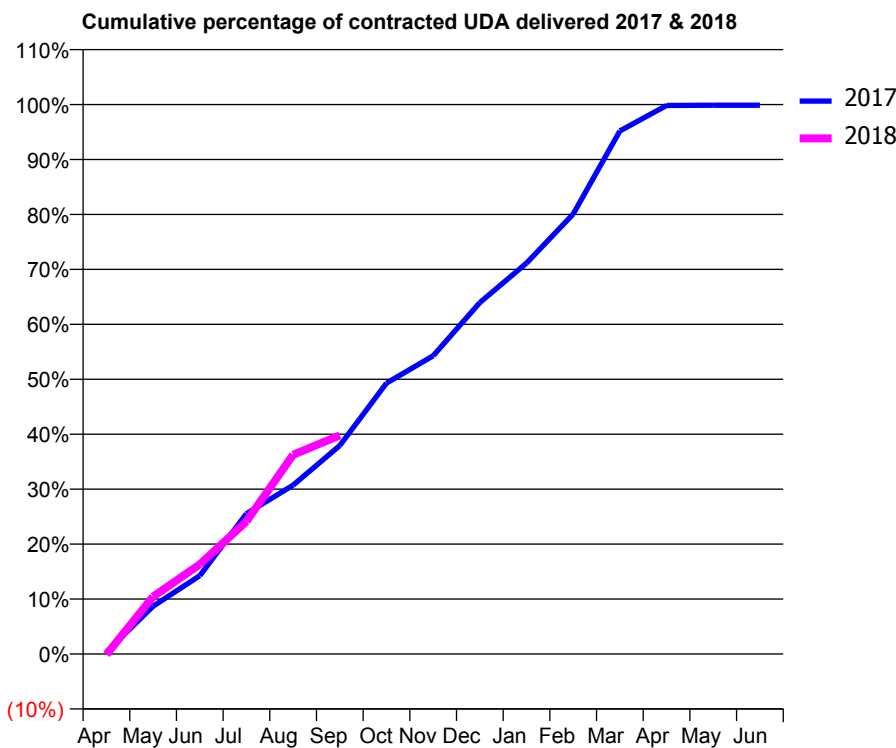
17/18 Contracted general activity (UDA)	6,000
Carry forward general activity (UDA)	7
17/18 Contracted orthodontic activity (UOA)	0
Carry forward orthodontic activity (UOA)	0
Baseline contract value	£178,860.78

ACCESS*

Patients seen in 24 months	Total	Change since previous quarter
Quarter ending September 2016	2,243	
Quarter ending December 2016	2,241	→
Quarter ending March 2017	2,301	↑
Quarter ending June 2017	2,321	→
Quarter ending September 2017	2,346	→
Variance since September 2016	4.6%	↑



ACTIVITY



Month	Adjusted Scheduled Activity (UDA)	
	2017	2018
April	22	-7
May	522	627
June	856	979
July	1,532	1,448
August	1,844	2,176
September	2,277	2,387
October	2,959	
November	3,256	
December	3,837	
January	4,268	
February	4,804	
March	5,712	
April	5,990	
May	5,993	
June	5,993	

QUALITY

	Quantity	Base Number	Contract	AT	Region	England
% of FP17s for the same patient ID Re-attending within 3 months - Children	29	413	7.0%	9.4%	11.6%	11.9%
% of FP17s for the same patient ID Re-attending within 3 months - Adults	155	1,081	14.3%	12.6%	15.2%	15.9%
% of FP17s for the same patient ID Re-attending between 3 & 9 months - Children	268	413	64.9%	58.5%	59.1%	58.1%
% of FP17s for the same patient ID Re-attending between 3 & 9 months - Adults	540	1,081	50.0%	49.8%	51.7%	50.6%
% of FP17s for Band 1 Urgent Courses	92	1,355	6.8%	7.0%	8.0%	9.1%
% of FP17s Relating to Free Repair or Replacements	11	1,355	0.8%	0.7%	0.8%	0.8%
% of FP17s Relating to Continuations	13	1,355	1.0%	1.1%	1.0%	1.1%
% of Patients satisfied with the dentistry they have received	12	13	92.3%	91.7%	91.5%	91.4%
% of Patients satisfied with the time they had to wait for an appointment	12	13	92.3%	90.2%	88.2%	87.7%

* This is based on patients treated on this contract for their most recent course of treatment. Figures in italics indicate the base number of FP17s or Patient Questionnaire responses are less than 100. N/A is shown where the base number of responses is less than 10 during the period. % is calculated as Quantity/Base number*100

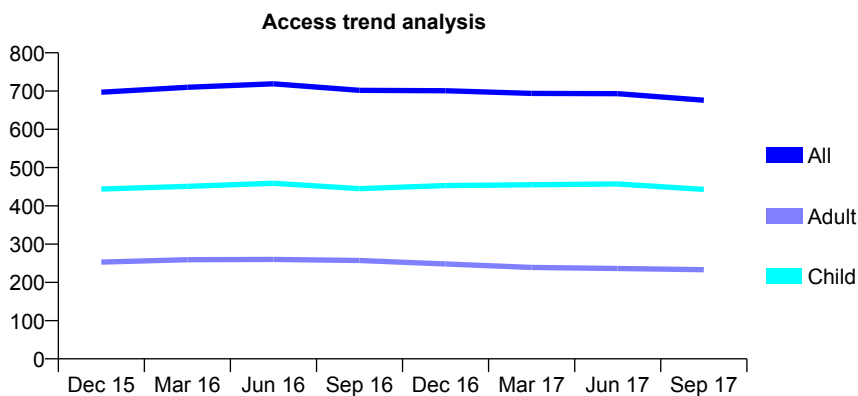
Q53 - Vital Signs At a Glance Contract Report for 250554/0001 - September 2017

Name or company name	MRS CJ PRINT
Contract type name	GDS Contract
Purpose of contract	General
Contract start date	01/04/2006
Contract end date	

17/18 Contracted general activity (UDA)	1,790
Carry forward general activity (UDA)	0
17/18 Contracted orthodontic activity (UOA)	0
Carry forward orthodontic activity (UOA)	0
Baseline contract value	£40,842.24

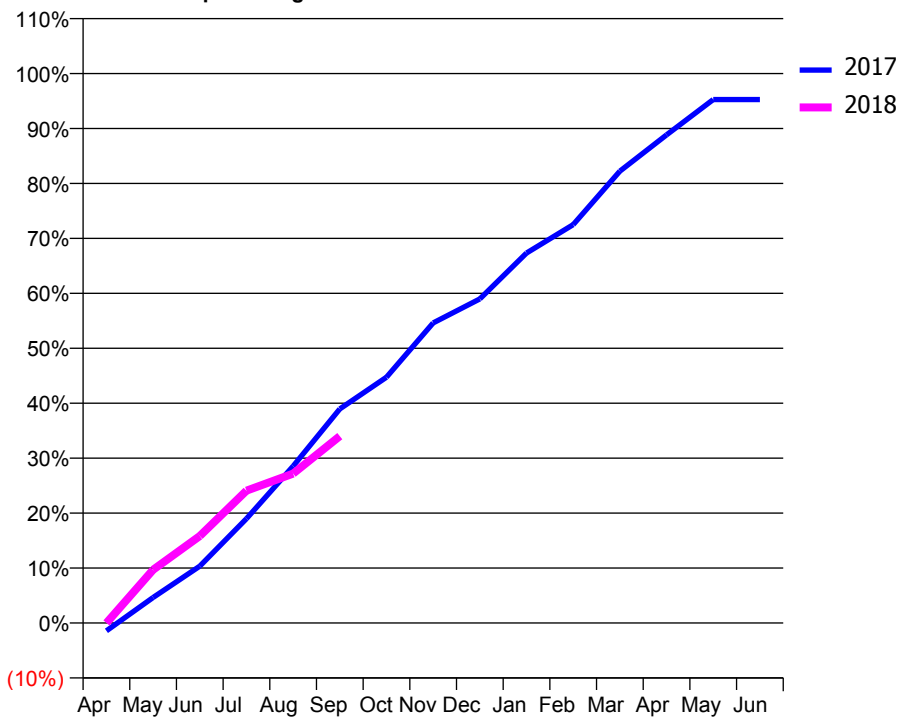
ACCESS*

Patients seen in 24 months	Total	Change since previous quarter
Quarter ending September 2016	702	
Quarter ending December 2016	701	→
Quarter ending March 2017	694	→
Quarter ending June 2017	693	→
Quarter ending September 2017	676	↓
Variance since September 2016	(3.7%)	↓



ACTIVITY

Cumulative percentage of contracted UDA delivered 2017 & 2018



Month	Adjusted Scheduled Activity (UDA)	
	2017	2018
April	-26	0
May	83	173
June	185	283
July	340	431
August	511	487
September	698	609
October	801	
November	978	
December	1,056	
January	1,205	
February	1,298	
March	1,472	
April	1,590	
May	1,705	
June	1,705	

QUALITY

	Quantity	Base Number	Contract	AT	Region	England
% of FP17s for the same patient ID Re-attending within 3 months - Children	31	373	8.3%	9.4%	11.6%	11.9%
% of FP17s for the same patient ID Re-attending within 3 months - Adults	6	101	5.9%	12.6%	15.2%	15.9%
% of FP17s for the same patient ID Re-attending between 3 & 9 months - Children	267	373	71.6%	58.5%	59.1%	58.1%
% of FP17s for the same patient ID Re-attending between 3 & 9 months - Adults	51	101	50.5%	49.8%	51.7%	50.6%
% of FP17s for Band 1 Urgent Courses	9	420	2.1%	7.0%	8.0%	9.1%
% of FP17s Relating to Free Repair or Replacements	0	420	0.0%	0.7%	0.8%	0.8%
% of FP17s Relating to Continuations	0	420	0.0%	1.1%	1.0%	1.1%
% of Patients satisfied with the dentistry they have received	0	0	N/A	91.7%	91.5%	91.4%
% of Patients satisfied with the time they had to wait for an appointment	0	0	N/A	90.2%	88.2%	87.7%

* This is based on patients treated on this contract for their most recent course of treatment. Figures in italics indicate the base number of FP17s or Patient Questionnaire responses are less than 100. N/A is shown where the base number of responses is less than 10 during the period. % is calculated as Quantity/Base number*100

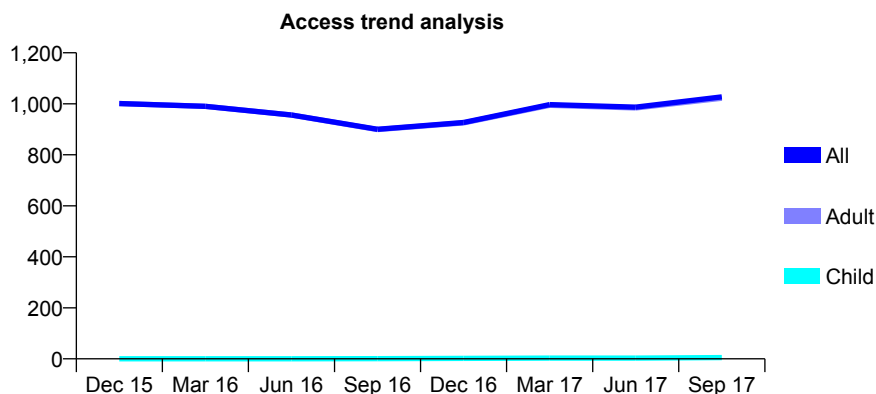
Q53 - Vital Signs At a Glance Contract Report for 250554/0002 - September 2017

Name or company name	MRS CJ PRINT
Contract type name	GDS Contract
Purpose of contract	General
Contract start date	01/06/2009
Contract end date	

17/18 Contracted general activity (UDA)	3,000
Carry forward general activity (UDA)	0
17/18 Contracted orthodontic activity (UOA)	0
Carry forward orthodontic activity (UOA)	0
Baseline contract value	£86,416.09

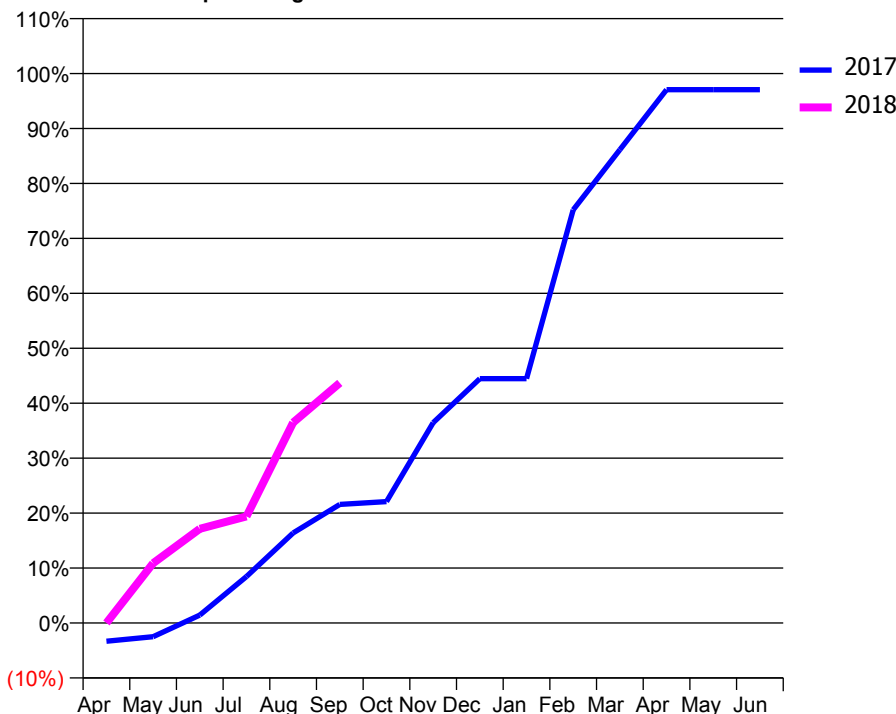
ACCESS*

Patients seen in 24 months	Total	Change since previous quarter
Quarter ending September 2016	900	
Quarter ending December 2016	927	↑
Quarter ending March 2017	997	↑
Quarter ending June 2017	987	↓
Quarter ending September 2017	1,027	↑
Variance since September 2016	14.1%	↑



ACTIVITY

Cumulative percentage of contracted UDA delivered 2017 & 2018



Month	Adjusted Scheduled Activity (UDA)	
	2017	2018
April	-100	0
May	-76	326
June	43	514
July	254	582
August	492	1,094
September	647	1,311
October	663	
November	1,094	
December	1,334	
January	1,334	
February	2,255	
March	2,584	
April	2,911	
May	2,911	
June	2,911	

QUALITY

	Quantity	Base Number	Contract	AT	Region	England
% of FP17s for the same patient ID Re-attending within 3 months - Children	0	1	0.0%	9.4%	11.6%	11.9%
% of FP17s for the same patient ID Re-attending within 3 months - Adults	25	449	5.6%	12.6%	15.2%	15.9%
% of FP17s for the same patient ID Re-attending between 3 & 9 months - Children	0	1	0.0%	58.5%	59.1%	58.1%
% of FP17s for the same patient ID Re-attending between 3 & 9 months - Adults	212	449	47.2%	49.8%	51.7%	50.6%
% of FP17s for Band 1 Urgent Courses	23	383	6.0%	7.0%	8.0%	9.1%
% of FP17s Relating to Free Repair or Replacements	0	383	0.0%	0.7%	0.8%	0.8%
% of FP17s Relating to Continuations	0	383	0.0%	1.1%	1.0%	1.1%
% of Patients satisfied with the dentistry they have received	0	1	N/A	91.7%	91.5%	91.4%
% of Patients satisfied with the time they had to wait for an appointment	0	1	N/A	90.2%	88.2%	87.7%

* This is based on patients treated on this contract for their most recent course of treatment. Figures in italics indicate the base number of FP17s or Patient Questionnaire responses are less than 100. N/A is shown where the base number of responses is less than 10 during the period. % is calculated as Quantity/Base number*100

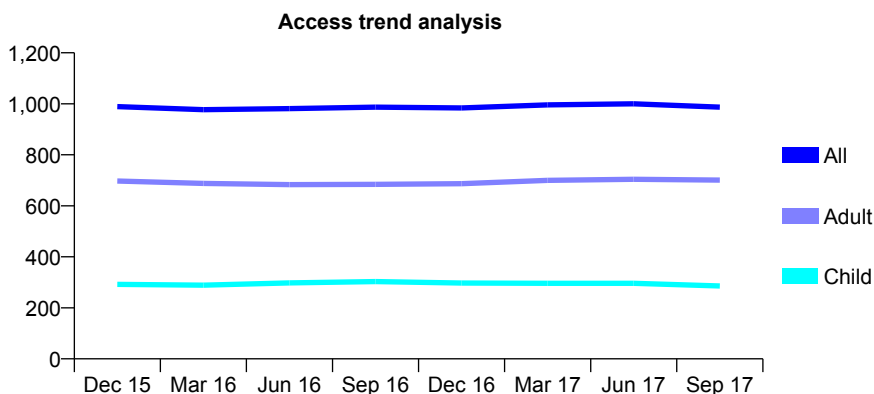
Q53 - Vital Signs At a Glance Contract Report for 254649/0001 - September 2017

Name or company name	MR MD JONES
Contract type name	GDS Contract
Purpose of contract	General
Contract start date	06/04/2009
Contract end date	

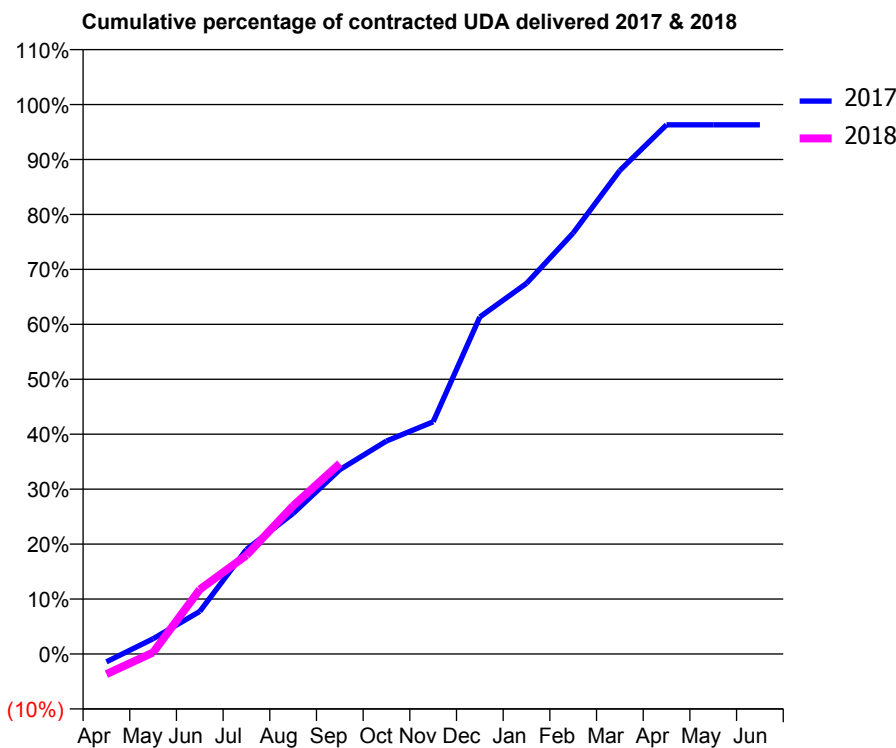
17/18 Contracted general activity (UDA)	3,000
Carry forward general activity (UDA)	110
17/18 Contracted orthodontic activity (UOA)	0
Carry forward orthodontic activity (UOA)	0
Baseline contract value	£81,524.62

ACCESS*

Patients seen in 24 months	Total	Change since previous quarter
Quarter ending September 2016	987	
Quarter ending December 2016	984	→
Quarter ending March 2017	996	→
Quarter ending June 2017	1,000	→
Quarter ending September 2017	987	↓
Variance since September 2016	0.0%	→



ACTIVITY



Month	Adjusted Scheduled Activity (UDA)	
	2017	2018
April	-44	-110
May	83	8
June	232	353
July	571	539
August	768	809
September	1,007	1,040
October	1,163	
November	1,268	
December	1,840	
January	2,023	
February	2,298	
March	2,640	
April	2,889	
May	2,889	
June	2,889	

QUALITY

	Quantity	Base Number	Contract	AT	Region	England
% of FP17s for the same patient ID Re-attending within 3 months - Children	5	201	2.5%	9.4%	11.6%	11.9%
% of FP17s for the same patient ID Re-attending within 3 months - Adults	72	527	13.7%	12.6%	15.2%	15.9%
% of FP17s for the same patient ID Re-attending between 3 & 9 months - Children	143	201	71.1%	58.5%	59.1%	58.1%
% of FP17s for the same patient ID Re-attending between 3 & 9 months - Adults	347	527	65.8%	49.8%	51.7%	50.6%
% of FP17s for Band 1 Urgent Courses	9	618	1.5%	7.0%	8.0%	9.1%
% of FP17s Relating to Free Repair or Replacements	2	618	0.3%	0.7%	0.8%	0.8%
% of FP17s Relating to Continuations	18	618	2.9%	1.1%	1.0%	1.1%
% of Patients satisfied with the dentistry they have received	3	3	N/A	91.7%	91.5%	91.4%
% of Patients satisfied with the time they had to wait for an appointment	2	3	N/A	90.2%	88.2%	87.7%

* This is based on patients treated on this contract for their most recent course of treatment. Figures in italics indicate the base number of FP17s or Patient Questionnaire responses are less than 100. N/A is shown where the base number of responses is less than 10 during the period. % is calculated as Quantity/Base number*100

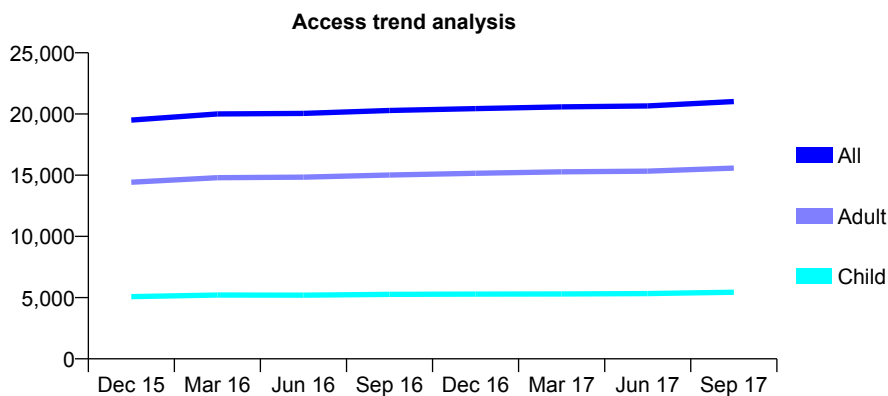
Q53 - Vital Signs At a Glance Contract Report for 256781/0001 - September 2017

Name or company name	MR AS DEOL
Contract type name	GDS Contract
Purpose of contract	General
Contract start date	01/04/2006
Contract end date	

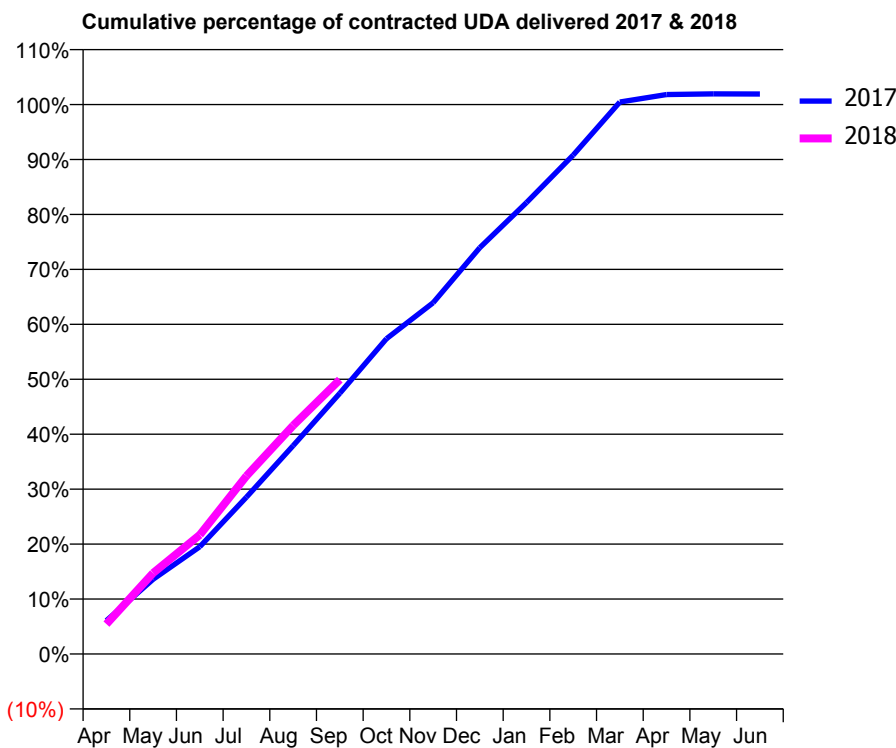
17/18 Contracted general activity (UDA)	51,974
Carry forward general activity (UDA)	-989
17/18 Contracted orthodontic activity (UOA)	0
Carry forward orthodontic activity (UOA)	0
Baseline contract value	£1,448,970.85

ACCESS*

Patients seen in 24 months	Total	Change since previous quarter
Quarter ending September 2016	20,288	
Quarter ending December 2016	20,438	→
Quarter ending March 2017	20,583	→
Quarter ending June 2017	20,663	→
Quarter ending September 2017	21,022	→
Variance since September 2016	3.6%	↑



ACTIVITY



Month	Adjusted Scheduled Activity (UDA)	
	2017	2018
April	3,165	2,829
May	7,069	7,656
June	10,150	11,275
July	14,841	16,844
August	19,702	21,611
September	24,665	25,952
October	29,817	
November	33,233	
December	38,433	
January	42,697	
February	47,190	
March	52,205	
April	52,921	
May	52,978	
June	52,963	

QUALITY

	Quantity	Base Number	Contract	AT	Region	England
% of FP17s for the same patient ID Re-attending within 3 months - Children	140	3,583	3.9%	9.4%	11.6%	11.9%
% of FP17s for the same patient ID Re-attending within 3 months - Adults	531	9,450	5.6%	12.6%	15.2%	15.9%
% of FP17s for the same patient ID Re-attending between 3 & 9 months - Children	2,056	3,583	57.4%	58.5%	59.1%	58.1%
% of FP17s for the same patient ID Re-attending between 3 & 9 months - Adults	5,733	9,450	60.7%	49.8%	51.7%	50.6%
% of FP17s for Band 1 Urgent Courses	411	12,595	3.3%	7.0%	8.0%	9.1%
% of FP17s Relating to Free Repair or Replacements	40	12,595	0.3%	0.7%	0.8%	0.8%
% of FP17s Relating to Continuations	38	12,595	0.3%	1.1%	1.0%	1.1%
% of Patients satisfied with the dentistry they have received	27	29	93.1%	91.7%	91.5%	91.4%
% of Patients satisfied with the time they had to wait for an appointment	26	29	89.7%	90.2%	88.2%	87.7%

* This is based on patients treated on this contract for their most recent course of treatment. Figures in italics indicate the base number of FP17s or Patient Questionnaire responses are less than 100. N/A is shown where the base number of responses is less than 10 during the period. % is calculated as Quantity/Base number*100

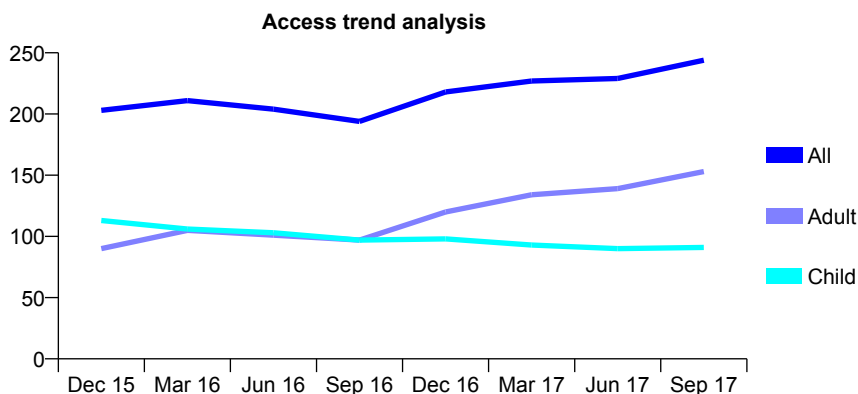
Q53 - Vital Signs At a Glance Contract Report for 261785/0002 - September 2017

Name or company name	MR P SABHARWAL
Contract type name	GDS Contract
Purpose of contract	General
Contract start date	01/05/2013
Contract end date	

17/18 Contracted general activity (UDA)	812
Carry forward general activity (UDA)	-17
17/18 Contracted orthodontic activity (UOA)	0
Carry forward orthodontic activity (UOA)	0
Baseline contract value	£19,483.67

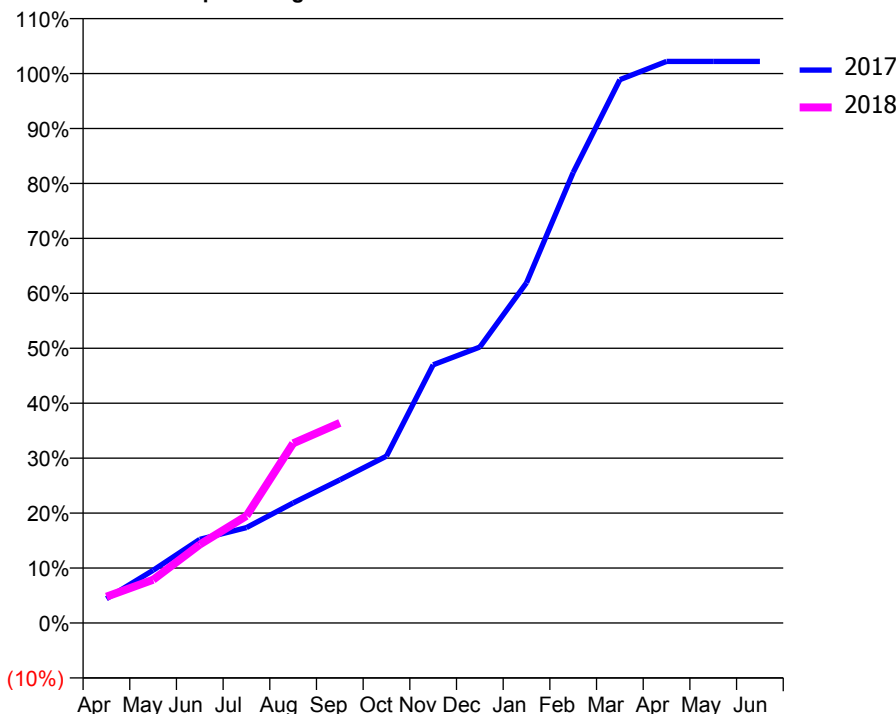
ACCESS*

Patients seen in 24 months	Total	Change since previous quarter
Quarter ending September 2016	194	
Quarter ending December 2016	218	↑
Quarter ending March 2017	227	↑
Quarter ending June 2017	229	→
Quarter ending September 2017	244	↑
Variance since September 2016	25.8%	↑



ACTIVITY

Cumulative percentage of contracted UDA delivered 2017 & 2018



Adjusted Scheduled Activity (UDA)

Month	2017	2018
April	36	39
May	78	64
June	124	116
July	141	158
August	177	266
September	212	296
October	247	
November	382	
December	408	
January	503	
February	666	
March	803	
April	830	
May	830	
June	830	

QUALITY

	Quantity	Base Number	Contract	AT	Region	England
% of FP17s for the same patient ID Re-attending within 3 months - Children	1	65	1.5%	9.4%	11.6%	11.9%
% of FP17s for the same patient ID Re-attending within 3 months - Adults	5	72	6.9%	12.6%	15.2%	15.9%
% of FP17s for the same patient ID Re-attending between 3 & 9 months - Children	40	65	61.5%	58.5%	59.1%	58.1%
% of FP17s for the same patient ID Re-attending between 3 & 9 months - Adults	31	72	43.1%	49.8%	51.7%	50.6%
% of FP17s for Band 1 Urgent Courses	3	132	2.3%	7.0%	8.0%	9.1%
% of FP17s Relating to Free Repair or Replacements	0	132	0.0%	0.7%	0.8%	0.8%
% of FP17s Relating to Continuations	0	132	0.0%	1.1%	1.0%	1.1%
% of Patients satisfied with the dentistry they have received	1	1	N/A	91.7%	91.5%	91.4%
% of Patients satisfied with the time they had to wait for an appointment	1	1	N/A	90.2%	88.2%	87.7%

* This is based on patients treated on this contract for their most recent course of treatment. Figures in italics indicate the base number of FP17s or Patient Questionnaire responses are less than 100. N/A is shown where the base number of responses is less than 10 during the period. % is calculated as Quantity/Base number*100

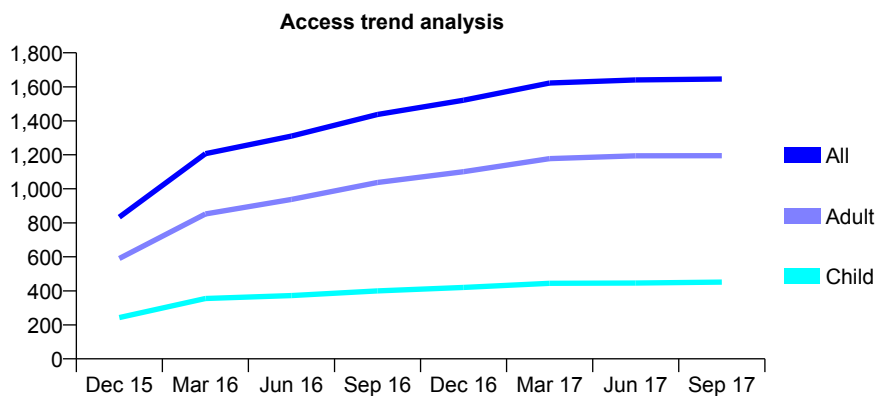
Q53 - Vital Signs At a Glance Contract Report for 262307/0001 - September 2017

Name or company name	MR PA MOYO
Contract type name	GDS Contract
Purpose of contract	General
Contract start date	01/08/2015
Contract end date	

17/18 Contracted general activity (UDA)	4,577
Carry forward general activity (UDA)	13
17/18 Contracted orthodontic activity (UOA)	0
Carry forward orthodontic activity (UOA)	0
Baseline contract value	£137,018.07

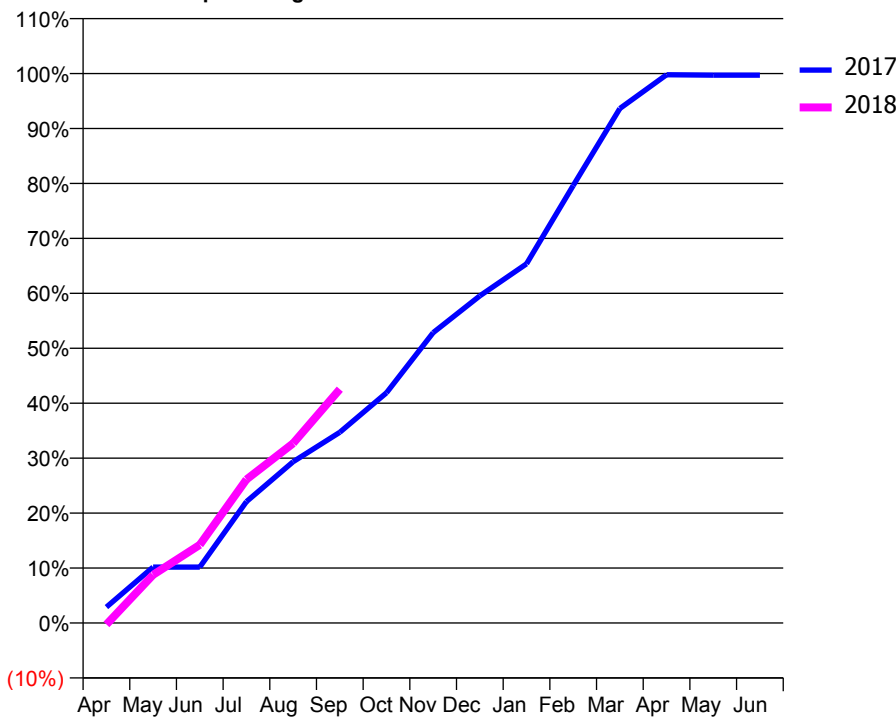
ACCESS*

Patients seen in 24 months	Total	Change since previous quarter
Quarter ending September 2016	1,437	
Quarter ending December 2016	1,521	↑
Quarter ending March 2017	1,622	↑
Quarter ending June 2017	1,640	→
Quarter ending September 2017	1,646	→
Variance since September 2016	14.5%	↑



ACTIVITY

Cumulative percentage of contracted UDA delivered 2017 & 2018



Month	Adjusted Scheduled Activity (UDA)	
	2017	2018
April	133	-13
May	466	402
June	466	651
July	1,012	1,196
August	1,344	1,496
September	1,588	1,948
October	1,917	
November	2,419	
December	2,725	
January	2,991	
February	3,644	
March	4,286	
April	4,567	
May	4,564	
June	4,564	

QUALITY

	Quantity	Base Number	Contract	AT	Region	England
% of FP17s for the same patient ID Re-attending within 3 months - Children	13	323	4.0%	9.4%	11.6%	11.9%
% of FP17s for the same patient ID Re-attending within 3 months - Adults	82	745	11.0%	12.6%	15.2%	15.9%
% of FP17s for the same patient ID Re-attending between 3 & 9 months - Children	177	323	54.8%	58.5%	59.1%	58.1%
% of FP17s for the same patient ID Re-attending between 3 & 9 months - Adults	407	745	54.6%	49.8%	51.7%	50.6%
% of FP17s for Band 1 Urgent Courses	29	958	3.0%	7.0%	8.0%	9.1%
% of FP17s Relating to Free Repair or Replacements	6	958	0.6%	0.7%	0.8%	0.8%
% of FP17s Relating to Continuations	0	958	0.0%	1.1%	1.0%	1.1%
% of Patients satisfied with the dentistry they have received	6	6	N/A	91.7%	91.5%	91.4%
% of Patients satisfied with the time they had to wait for an appointment	6	6	N/A	90.2%	88.2%	87.7%

* This is based on patients treated on this contract for their most recent course of treatment. Figures in italics indicate the base number of FP17s or Patient Questionnaire responses are less than 100. N/A is shown where the base number of responses is less than 10 during the period. % is calculated as Quantity/Base number*100

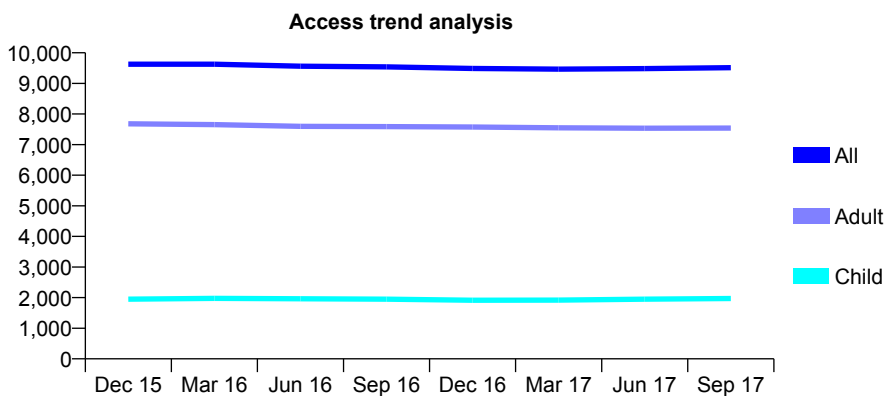
Q53 - Vital Signs At a Glance Contract Report for 262919/0001 - September 2017

Name or company name	Prestige Dental Care
Contract type name	GDS Contract
Purpose of contract	General
Contract start date	01/04/2006
Contract end date	

17/18 Contracted general activity (UDA)	37,353
Carry forward general activity (UDA)	371
17/18 Contracted orthodontic activity (UOA)	0
Carry forward orthodontic activity (UOA)	0
Baseline contract value	£943,333.11

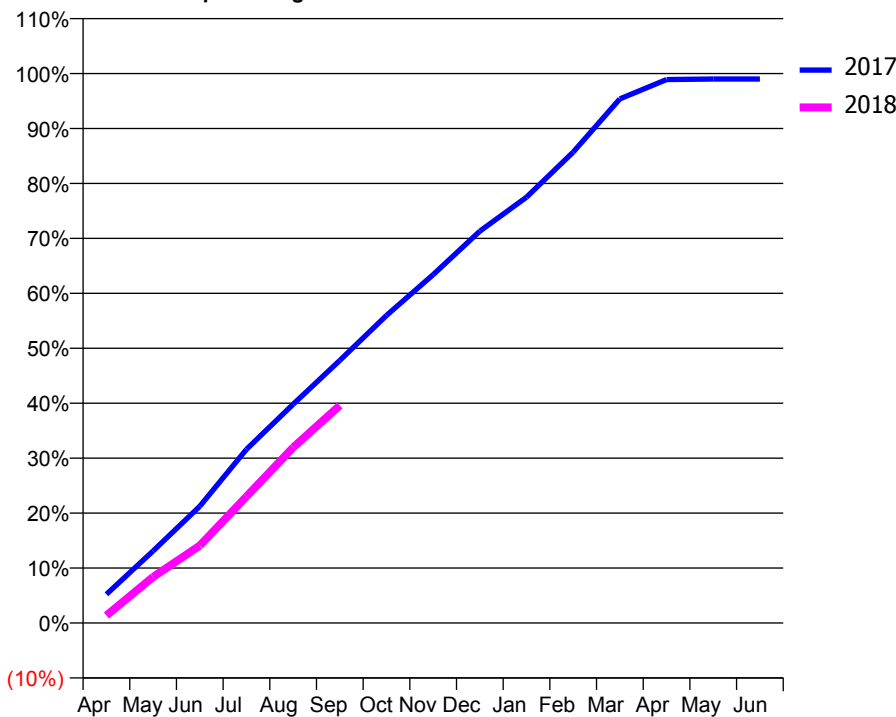
ACCESS*

Patients seen in 24 months	Total	Change since previous quarter
Quarter ending September 2016	9,541	
Quarter ending December 2016	9,489	→
Quarter ending March 2017	9,468	→
Quarter ending June 2017	9,485	→
Quarter ending September 2017	9,512	→
Variance since September 2016	(0.3%)	→



ACTIVITY

Cumulative percentage of contracted UDA delivered 2017 & 2018



Month	Adjusted Scheduled Activity (UDA)	
	2017	2018
April	1,950	511
May	4,898	3,129
June	7,939	5,259
July	11,802	8,599
August	14,872	11,933
September	17,851	14,792
October	20,907	
November	23,684	
December	26,633	
January	28,950	
February	32,013	
March	35,624	
April	36,945	
May	36,978	
June	36,982	

QUALITY

	Quantity	Base Number	Contract	AT	Region	England
% of FP17s for the same patient ID Re-attending within 3 months - Children	91	1,568	5.8%	9.4%	11.6%	11.9%
% of FP17s for the same patient ID Re-attending within 3 months - Adults	868	6,292	13.8%	12.6%	15.2%	15.9%
% of FP17s for the same patient ID Re-attending between 3 & 9 months - Children	1,009	1,568	64.3%	58.5%	59.1%	58.1%
% of FP17s for the same patient ID Re-attending between 3 & 9 months - Adults	4,218	6,292	67.0%	49.8%	51.7%	50.6%
% of FP17s for Band 1 Urgent Courses	316	7,315	4.3%	7.0%	8.0%	9.1%
% of FP17s Relating to Free Repair or Replacements	111	7,315	1.5%	0.7%	0.8%	0.8%
% of FP17s Relating to Continuations	155	7,315	2.1%	1.1%	1.0%	1.1%
% of Patients satisfied with the dentistry they have received	32	36	88.9%	91.7%	91.5%	91.4%
% of Patients satisfied with the time they had to wait for an appointment	34	36	94.4%	90.2%	88.2%	87.7%

* This is based on patients treated on this contract for their most recent course of treatment. Figures in italics indicate the base number of FP17s or Patient Questionnaire responses are less than 100. N/A is shown where the base number of responses is less than 10 during the period. % is calculated as Quantity/Base number*100

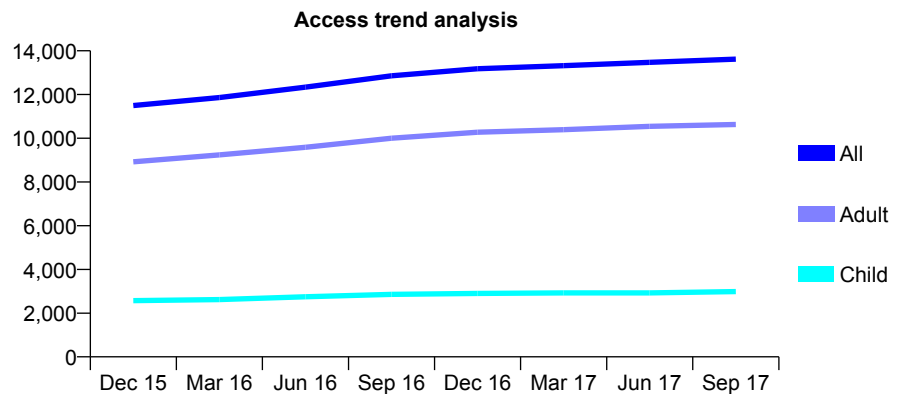
Q53 - Vital Signs At a Glance Contract Report for 269654/0001 - September 2017

Name or company name	MR H SANGHERA
Contract type name	GDS Contract
Purpose of contract	General
Contract start date	01/04/2006
Contract end date	

17/18 Contracted general activity (UDA)	36,773
Carry forward general activity (UDA)	961
17/18 Contracted orthodontic activity (UOA)	0
Carry forward orthodontic activity (UOA)	0
Baseline contract value	£1,031,909.56

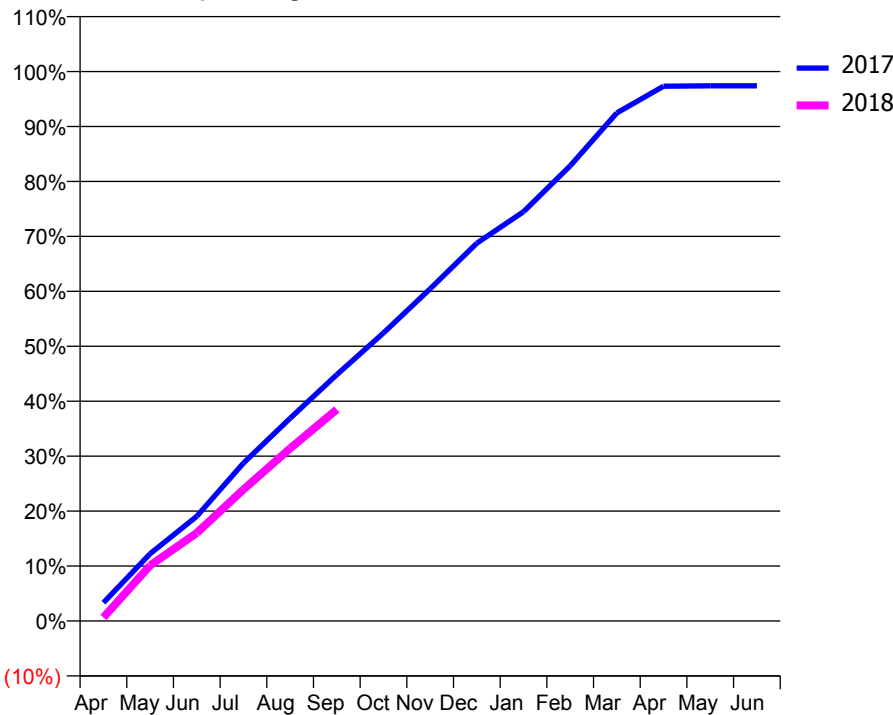
ACCESS*

Patients seen in 24 months	Total	Change since previous quarter
Quarter ending September 2016	12,859	
Quarter ending December 2016	13,179	↑
Quarter ending March 2017	13,317	→
Quarter ending June 2017	13,470	→
Quarter ending September 2017	13,619	→
Variance since September 2016	5.9%	↑



ACTIVITY

Cumulative percentage of contracted UDA delivered 2017 & 2018



Month	Adjusted Scheduled Activity (UDA)	
	2017	2018
April	1,223	238
May	4,499	3,714
June	7,010	5,897
July	10,574	8,800
August	13,572	11,553
September	16,485	14,159
October	19,278	
November	22,236	
December	25,289	
January	27,394	
February	30,457	
March	34,006	
April	35,788	
May	35,812	
June	35,812	

QUALITY

	Quantity	Base Number	Contract	AT	Region	England
% of FP17s for the same patient ID Re-attending within 3 months - Children	91	1,705	5.3%	9.4%	11.6%	11.9%
% of FP17s for the same patient ID Re-attending within 3 months - Adults	445	5,161	8.6%	12.6%	15.2%	15.9%
% of FP17s for the same patient ID Re-attending between 3 & 9 months - Children	521	1,705	30.6%	58.5%	59.1%	58.1%
% of FP17s for the same patient ID Re-attending between 3 & 9 months - Adults	1,165	5,161	22.6%	49.8%	51.7%	50.6%
% of FP17s for Band 1 Urgent Courses	85	6,260	1.4%	7.0%	8.0%	9.1%
% of FP17s Relating to Free Repair or Replacements	53	6,260	0.8%	0.7%	0.8%	0.8%
% of FP17s Relating to Continuations	161	6,260	2.6%	1.1%	1.0%	1.1%
% of Patients satisfied with the dentistry they have received	33	34	97.1%	91.7%	91.5%	91.4%
% of Patients satisfied with the time they had to wait for an appointment	31	34	91.2%	90.2%	88.2%	87.7%

* This is based on patients treated on this contract for their most recent course of treatment. Figures in italics indicate the base number of FP17s or Patient Questionnaire responses are less than 100. N/A is shown where the base number of responses is less than 10 during the period. % is calculated as Quantity/Base number*100

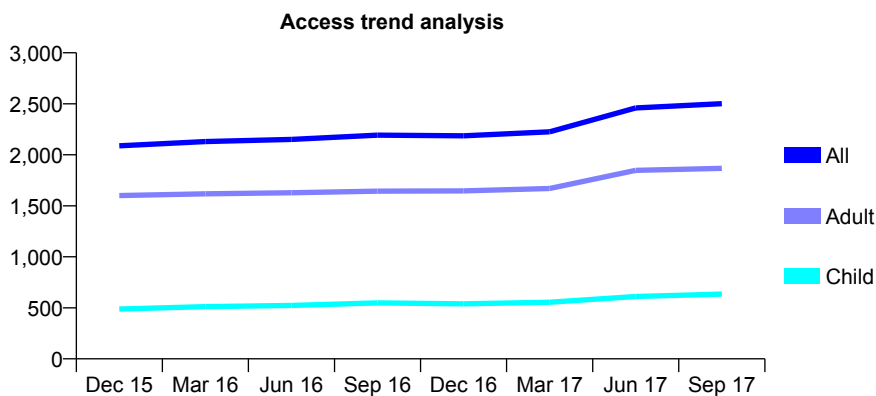
Q53 - Vital Signs At a Glance Contract Report for 273600/0003 - September 2017

Name or company name	MISS H ANJAM
Contract type name	GDS Contract
Purpose of contract	General
Contract start date	01/04/2007
Contract end date	

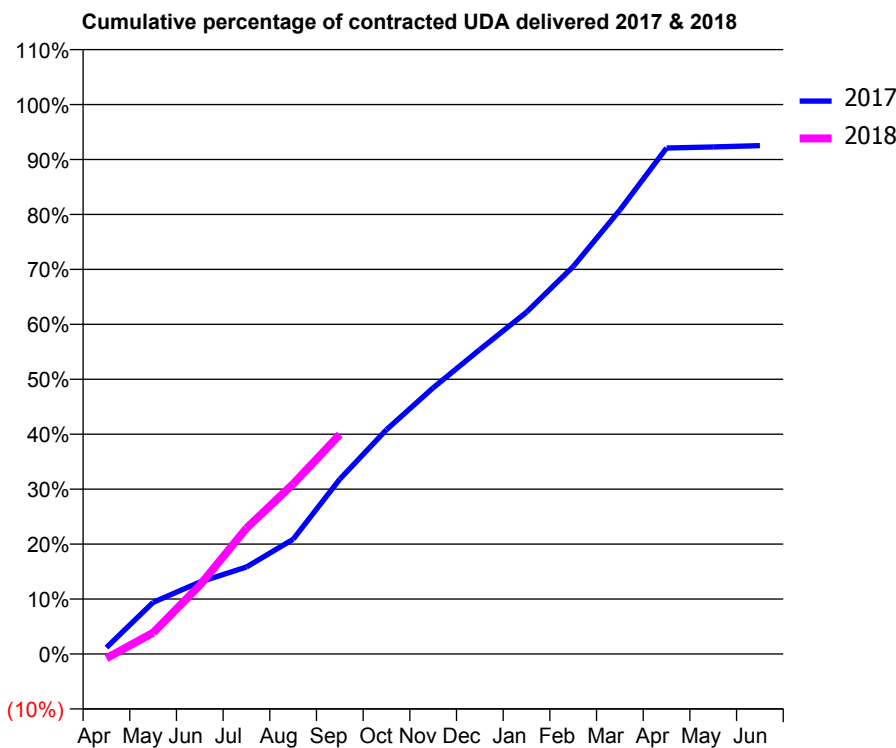
17/18 Contracted general activity (UDA)	6,434
Carry forward general activity (UDA)	142
17/18 Contracted orthodontic activity (UOA)	0
Carry forward orthodontic activity (UOA)	0
Baseline contract value	£145,552.13

ACCESS*

Patients seen in 24 months	Total	Change since previous quarter
Quarter ending September 2016	2,193	
Quarter ending December 2016	2,186	→
Quarter ending March 2017	2,225	→
Quarter ending June 2017	2,459	↑
Quarter ending September 2017	2,501	→
Variance since September 2016	14.0%	↑



ACTIVITY



Month	Adjusted Scheduled Activity (UDA)	
	2017	2018
April	76	-51
May	606	249
June	843	804
July	1,019	1,472
August	1,344	1,991
September	2,048	2,571
October	2,627	
November	3,117	
December	3,565	
January	4,003	
February	4,537	
March	5,198	
April	5,925	
May	5,936	
June	5,952	

QUALITY

	Quantity	Base Number	Contract	AT	Region	England
% of FP17s for the same patient ID Re-attending within 3 months - Children	11	411	2.7%	9.4%	11.6%	11.9%
% of FP17s for the same patient ID Re-attending within 3 months - Adults	133	1,232	10.8%	12.6%	15.2%	15.9%
% of FP17s for the same patient ID Re-attending between 3 & 9 months - Children	120	411	29.2%	58.5%	59.1%	58.1%
% of FP17s for the same patient ID Re-attending between 3 & 9 months - Adults	402	1,232	32.6%	49.8%	51.7%	50.6%
% of FP17s for Band 1 Urgent Courses	151	1,383	10.9%	7.0%	8.0%	9.1%
% of FP17s Relating to Free Repair or Replacements	9	1,383	0.7%	0.7%	0.8%	0.8%
% of FP17s Relating to Continuations	8	1,383	0.6%	1.1%	1.0%	1.1%
% of Patients satisfied with the dentistry they have received	9	11	81.8%	91.7%	91.5%	91.4%
% of Patients satisfied with the time they had to wait for an appointment	9	11	81.8%	90.2%	88.2%	87.7%

* This is based on patients treated on this contract for their most recent course of treatment. Figures in italics indicate the base number of FP17s or Patient Questionnaire responses are less than 100. N/A is shown where the base number of responses is less than 10 during the period. % is calculated as Quantity/Base number*100

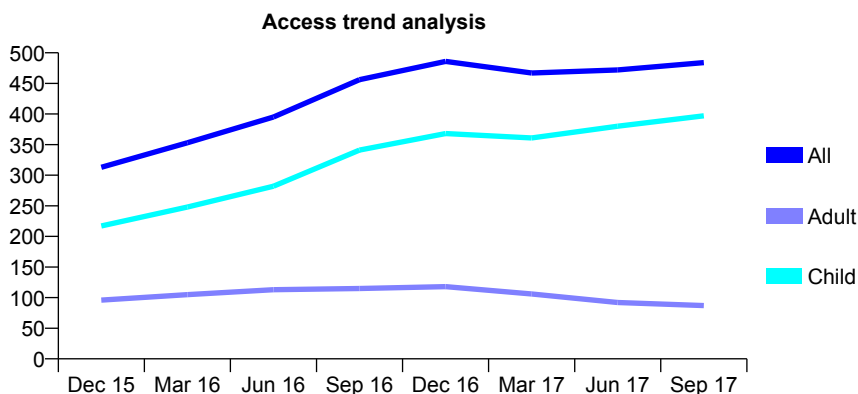
Q53 - Vital Signs At a Glance Contract Report for 296163/0001 - September 2017

Name or company name	MR S DHANDA
Contract type name	GDS Contract
Purpose of contract	General
Contract start date	01/01/2015
Contract end date	

17/18 Contracted general activity (UDA)	1,021
Carry forward general activity (UDA)	-21
17/18 Contracted orthodontic activity (UOA)	0
Carry forward orthodontic activity (UOA)	0
Baseline contract value	£23,712.84

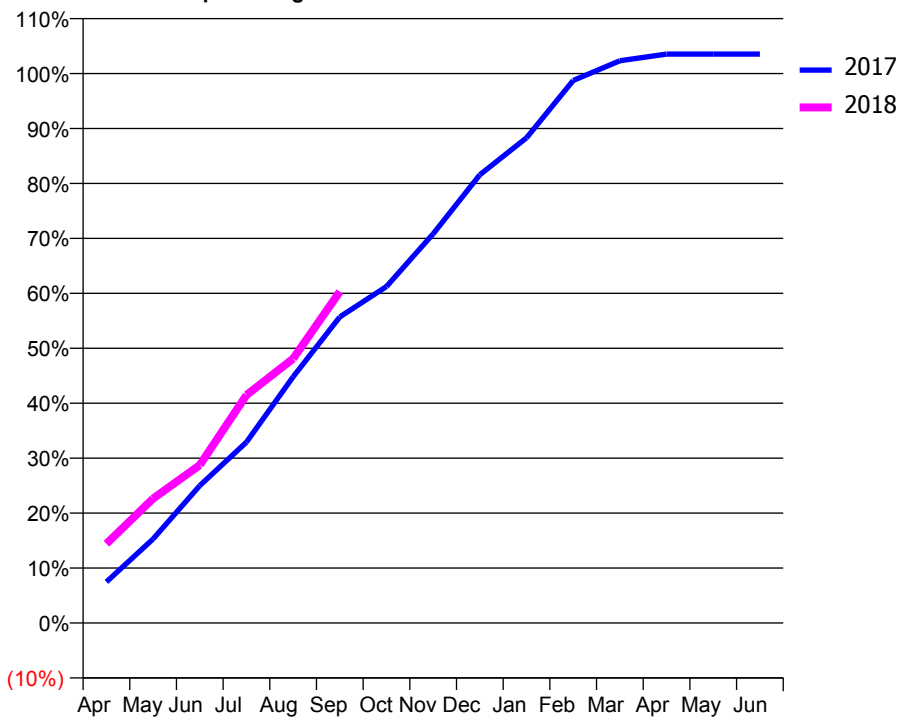
ACCESS*

Patients seen in 24 months	Total	Change since previous quarter
Quarter ending September 2016	456	
Quarter ending December 2016	486	↑
Quarter ending March 2017	467	↓
Quarter ending June 2017	472	→
Quarter ending September 2017	484	↑
Variance since September 2016	6.1%	↑



ACTIVITY

Cumulative percentage of contracted UDA delivered 2017 & 2018



Month	Adjusted Scheduled Activity (UDA)	
	2017	2018
April	76	147
May	156	231
June	255	294
July	336	424
August	457	491
September	569	616
October	625	
November	723	
December	833	
January	901	
February	1,008	
March	1,045	
April	1,057	
May	1,057	
June	1,057	

QUALITY

	Quantity	Base Number	Contract	AT	Region	England
% of FP17s for the same patient ID Re-attending within 3 months - Children	27	358	7.5%	9.4%	11.6%	11.9%
% of FP17s for the same patient ID Re-attending within 3 months - Adults	2	39	5.1%	12.6%	15.2%	15.9%
% of FP17s for the same patient ID Re-attending between 3 & 9 months - Children	210	358	58.7%	58.5%	59.1%	58.1%
% of FP17s for the same patient ID Re-attending between 3 & 9 months - Adults	27	39	69.2%	49.8%	51.7%	50.6%
% of FP17s for Band 1 Urgent Courses	24	391	6.1%	7.0%	8.0%	9.1%
% of FP17s Relating to Free Repair or Replacements	0	391	0.0%	0.7%	0.8%	0.8%
% of FP17s Relating to Continuations	1	391	0.3%	1.1%	1.0%	1.1%
% of Patients satisfied with the dentistry they have received	0	0	N/A	91.7%	91.5%	91.4%
% of Patients satisfied with the time they had to wait for an appointment	0	0	N/A	90.2%	88.2%	87.7%

* This is based on patients treated on this contract for their most recent course of treatment. Figures in italics indicate the base number of FP17s or Patient Questionnaire responses are less than 100. N/A is shown where the base number of responses is less than 10 during the period. % is calculated as Quantity/Base number*100

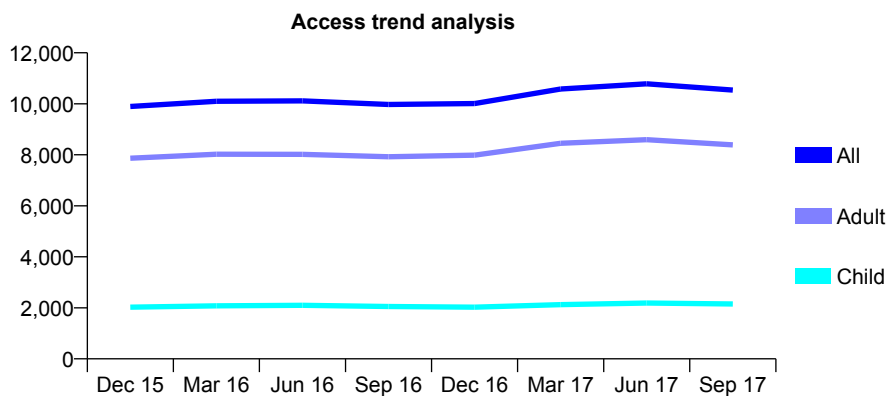
Q53 - Vital Signs At a Glance Contract Report for 309699/0001 - September 2017

Name or company name	MR DJ LANGMAN
Contract type name	GDS Contract
Purpose of contract	General
Contract start date	01/04/2006
Contract end date	

17/18 Contracted general activity (UDA)	29,745
Carry forward general activity (UDA)	173
17/18 Contracted orthodontic activity (UOA)	0
Carry forward orthodontic activity (UOA)	0
Baseline contract value	£957,641.10

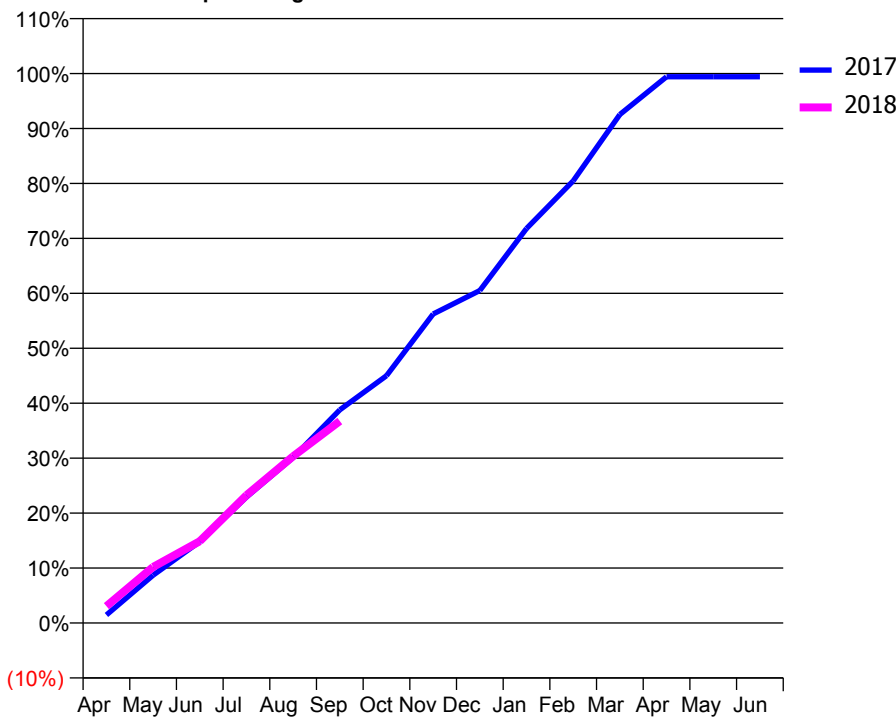
ACCESS*

Patients seen in 24 months	Total	Change since previous quarter
Quarter ending September 2016	9,972	
Quarter ending December 2016	10,013	→
Quarter ending March 2017	10,581	↑
Quarter ending June 2017	10,784	→
Quarter ending September 2017	10,540	↓
Variance since September 2016	5.7%	↑



ACTIVITY

Cumulative percentage of contracted UDA delivered 2017 & 2018



Month	Adjusted Scheduled Activity (UDA)	
	2017	2018
April	438	912
May	2,587	3,038
June	4,407	4,427
July	6,818	6,918
August	8,958	9,023
September	11,537	10,933
October	13,389	
November	16,732	
December	17,998	
January	21,353	
February	23,934	
March	27,526	
April	29,567	
May	29,570	
June	29,572	

QUALITY

	Quantity	Base Number	Contract	AT	Region	England
% of FP17s for the same patient ID Re-attending within 3 months - Children	99	1,671	5.9%	9.4%	11.6%	11.9%
% of FP17s for the same patient ID Re-attending within 3 months - Adults	767	5,614	13.7%	12.6%	15.2%	15.9%
% of FP17s for the same patient ID Re-attending between 3 & 9 months - Children	1,057	1,671	63.3%	58.5%	59.1%	58.1%
% of FP17s for the same patient ID Re-attending between 3 & 9 months - Adults	2,279	5,614	40.6%	49.8%	51.7%	50.6%
% of FP17s for Band 1 Urgent Courses	396	6,314	6.3%	7.0%	8.0%	9.1%
% of FP17s Relating to Free Repair or Replacements	68	6,314	1.1%	0.7%	0.8%	0.8%
% of FP17s Relating to Continuations	77	6,314	1.2%	1.1%	1.0%	1.1%
% of Patients satisfied with the dentistry they have received	14	14	100.0%	91.7%	91.5%	91.4%
% of Patients satisfied with the time they had to wait for an appointment	13	14	92.9%	90.2%	88.2%	87.7%

* This is based on patients treated on this contract for their most recent course of treatment. Figures in italics indicate the base number of FP17s or Patient Questionnaire responses are less than 100. N/A is shown where the base number of responses is less than 10 during the period. % is calculated as Quantity/Base number*100

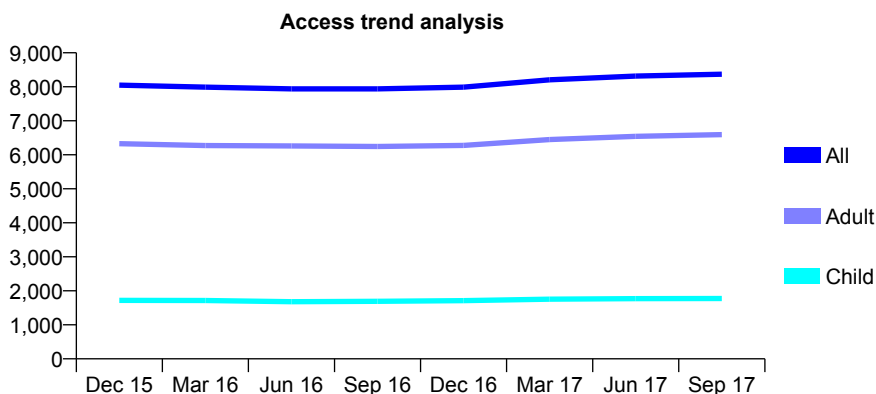
Q53 - Vital Signs At a Glance Contract Report for 309699/0002 - September 2017

Name or company name	MR DJ LANGMAN
Contract type name	GDS Contract
Purpose of contract	General
Contract start date	01/04/2006
Contract end date	

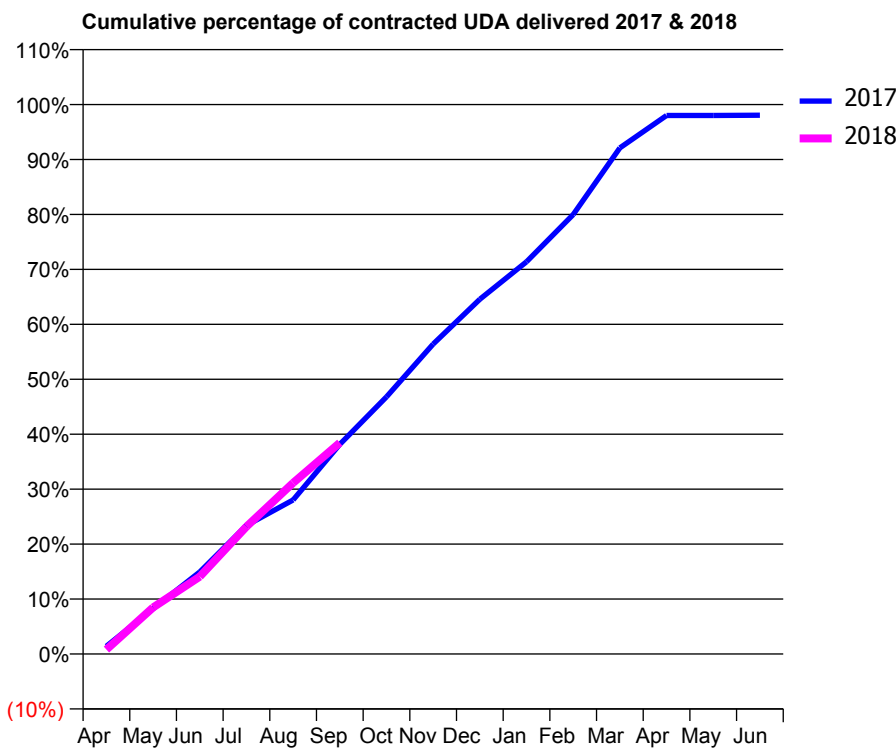
17/18 Contracted general activity (UDA)	22,500
Carry forward general activity (UDA)	439
17/18 Contracted orthodontic activity (UOA)	0
Carry forward orthodontic activity (UOA)	0
Baseline contract value	£724,388.12

ACCESS*

Patients seen in 24 months	Total	Change since previous quarter
Quarter ending September 2016	7,939	
Quarter ending December 2016	7,991	→
Quarter ending March 2017	8,204	↑
Quarter ending June 2017	8,317	→
Quarter ending September 2017	8,371	→
Variance since September 2016	5.4%	↑



ACTIVITY



Month	Adjusted Scheduled Activity (UDA)	
	2017	2018
April	319	182
May	1,860	1,906
June	3,363	3,168
July	5,264	5,219
August	6,310	7,007
September	8,588	8,652
October	10,530	
November	12,693	
December	14,529	
January	16,061	
February	17,991	
March	20,726	
April	22,050	
May	22,050	
June	22,061	

QUALITY

	Quantity	Base Number	Contract	AT	Region	England
% of FP17s for the same patient ID Re-attending within 3 months - Children	121	1,452	8.3%	9.4%	11.6%	11.9%
% of FP17s for the same patient ID Re-attending within 3 months - Adults	687	4,832	14.2%	12.6%	15.2%	15.9%
% of FP17s for the same patient ID Re-attending between 3 & 9 months - Children	1,019	1,452	70.2%	58.5%	59.1%	58.1%
% of FP17s for the same patient ID Re-attending between 3 & 9 months - Adults	2,662	4,832	55.1%	49.8%	51.7%	50.6%
% of FP17s for Band 1 Urgent Courses	301	5,630	5.3%	7.0%	8.0%	9.1%
% of FP17s Relating to Free Repair or Replacements	61	5,630	1.1%	0.7%	0.8%	0.8%
% of FP17s Relating to Continuations	81	5,630	1.4%	1.1%	1.0%	1.1%
% of Patients satisfied with the dentistry they have received	27	28	96.4%	91.7%	91.5%	91.4%
% of Patients satisfied with the time they had to wait for an appointment	25	28	89.3%	90.2%	88.2%	87.7%

* This is based on patients treated on this contract for their most recent course of treatment. Figures in italics indicate the base number of FP17s or Patient Questionnaire responses are less than 100. N/A is shown where the base number of responses is less than 10 during the period. % is calculated as Quantity/Base number*100

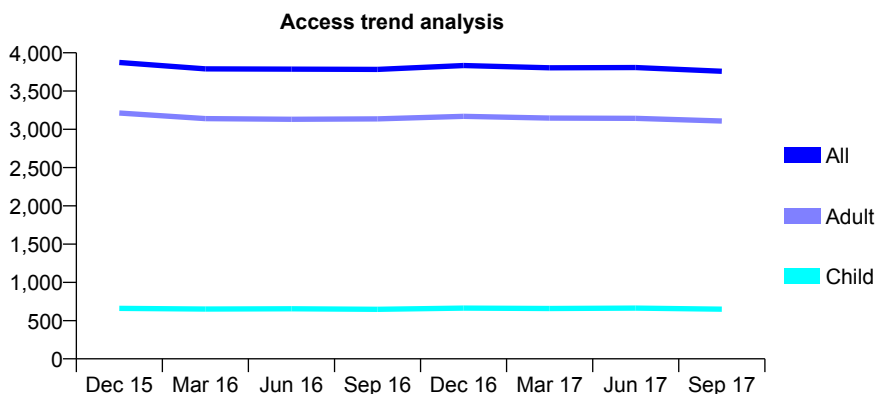
Q53 - Vital Signs At a Glance Contract Report for 324531/0001 - September 2017

Name or company name	MISS AH DAVEY
Contract type name	GDS Contract
Purpose of contract	General
Contract start date	01/04/2006
Contract end date	

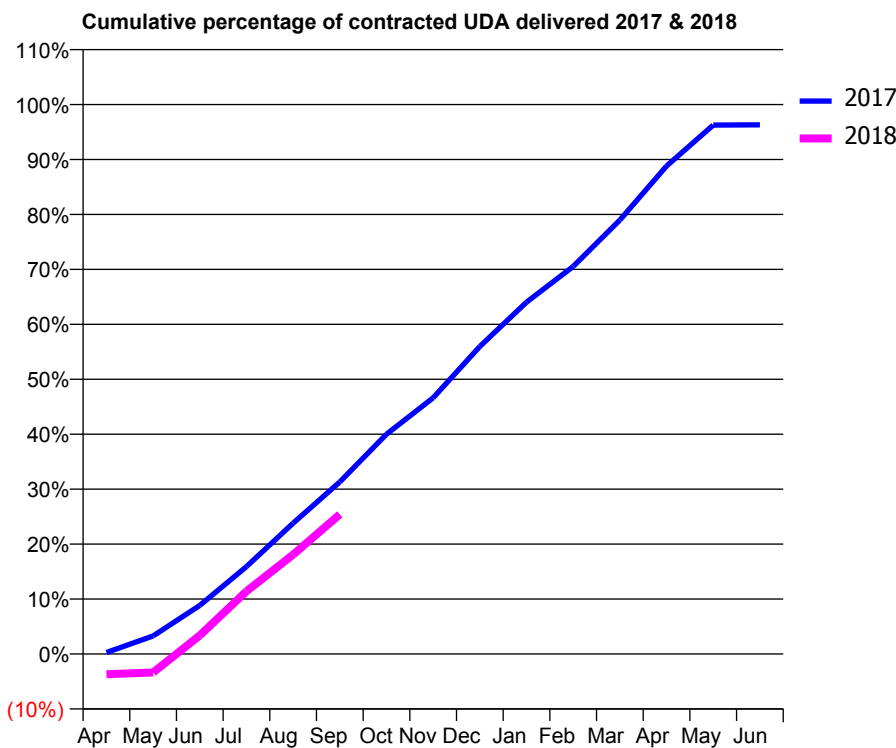
17/18 Contracted general activity (UDA)	10,389
Carry forward general activity (UDA)	384
17/18 Contracted orthodontic activity (UOA)	0
Carry forward orthodontic activity (UOA)	0
Baseline contract value	£225,238.17

ACCESS*

Patients seen in 24 months	Total	Change since previous quarter
Quarter ending September 2016	3,783	
Quarter ending December 2016	3,834	→
Quarter ending March 2017	3,804	→
Quarter ending June 2017	3,807	→
Quarter ending September 2017	3,758	↓
Variance since September 2016	(0.7%)	→



ACTIVITY



Month	Adjusted Scheduled Activity (UDA)	
	2017	2018
April	30	-384
May	341	-353
June	918	351
July	1,652	1,185
August	2,475	1,879
September	3,253	2,641
October	4,156	
November	4,845	
December	5,816	
January	6,653	
February	7,327	
March	8,206	
April	9,227	
May	10,001	
June	10,005	

QUALITY

	Quantity	Base Number	Contract	AT	Region	England
% of FP17s for the same patient ID Re-attending within 3 months - Children	45	534	8.4%	9.4%	11.6%	11.9%
% of FP17s for the same patient ID Re-attending within 3 months - Adults	281	2,047	13.7%	12.6%	15.2%	15.9%
% of FP17s for the same patient ID Re-attending between 3 & 9 months - Children	299	534	56.0%	58.5%	59.1%	58.1%
% of FP17s for the same patient ID Re-attending between 3 & 9 months - Adults	832	2,047	40.6%	49.8%	51.7%	50.6%
% of FP17s for Band 1 Urgent Courses	91	1,556	5.8%	7.0%	8.0%	9.1%
% of FP17s Relating to Free Repair or Replacements	22	1,556	1.4%	0.7%	0.8%	0.8%
% of FP17s Relating to Continuations	26	1,556	1.7%	1.1%	1.0%	1.1%
% of Patients satisfied with the dentistry they have received	24	25	96.0%	91.7%	91.5%	91.4%
% of Patients satisfied with the time they had to wait for an appointment	24	25	96.0%	90.2%	88.2%	87.7%

* This is based on patients treated on this contract for their most recent course of treatment. Figures in italics indicate the base number of FP17s or Patient Questionnaire responses are less than 100. N/A is shown where the base number of responses is less than 10 during the period. % is calculated as Quantity/Base number*100

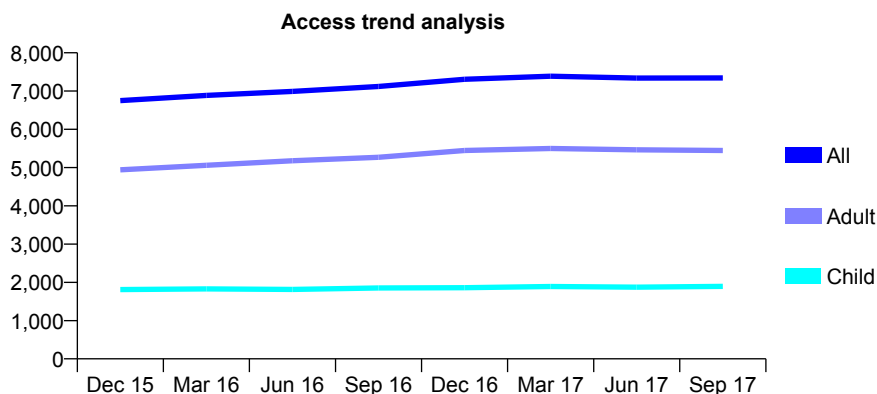
Q53 - Vital Signs At a Glance Contract Report for 325708/0006 - September 2017

Name or company name	Balbir S Bhandal, Amrik S Bhandal & Baljit
Contract type name	GDS Contract
Purpose of contract	General and Orthodontic
Contract start date	01/04/2006
Contract end date	

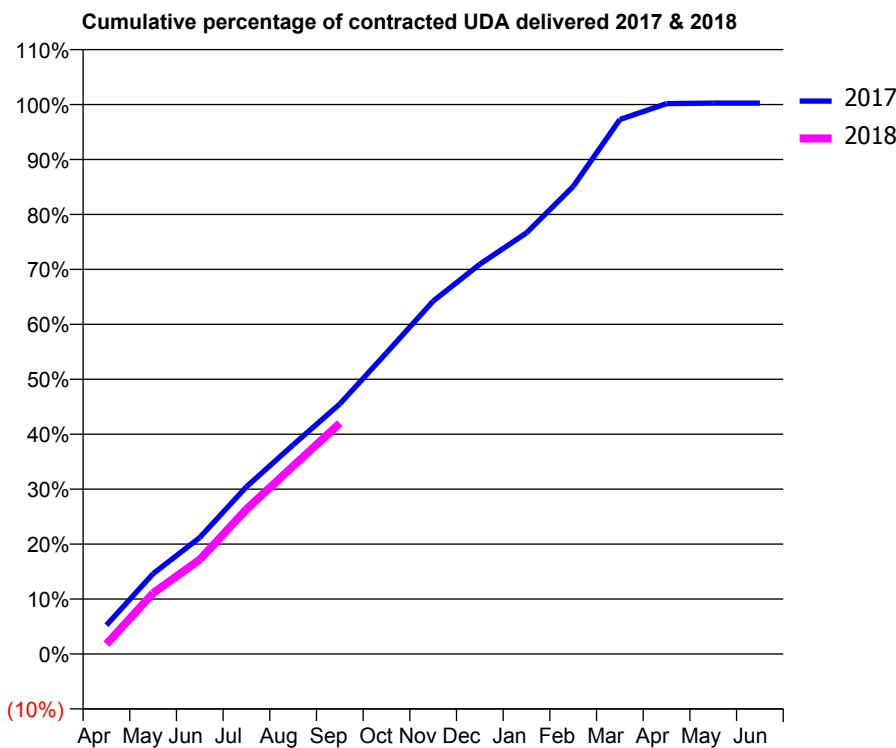
17/18 Contracted general activity (UDA)	23,158
Carry forward general activity (UDA)	-58
17/18 Contracted orthodontic activity (UOA)	203
Carry forward orthodontic activity (UOA)	7
Baseline contract value	£555,416.65

ACCESS*

Patients seen in 24 months	Total	Change since previous quarter
Quarter ending September 2016	7,120	
Quarter ending December 2016	7,309	↑
Quarter ending March 2017	7,389	→
Quarter ending June 2017	7,338	→
Quarter ending September 2017	7,344	→
Variance since September 2016	3.1%	↑



ACTIVITY



Month	Adjusted Scheduled Activity (UDA)	
	2017	2018
April	1,218	421
May	3,388	2,570
June	4,910	3,983
July	7,052	6,108
August	8,817	7,922
September	10,540	9,726
October	12,693	
November	14,875	
December	16,429	
January	17,747	
February	19,704	
March	22,526	
April	23,194	
May	23,216	
June	23,216	

QUALITY

	Quantity	Base Number	Contract	AT	Region	England
% of FP17s for the same patient ID Re-attending within 3 months - Children	64	1,247	5.1%	9.4%	11.6%	11.9%
% of FP17s for the same patient ID Re-attending within 3 months - Adults	420	3,584	11.7%	12.6%	15.2%	15.9%
% of FP17s for the same patient ID Re-attending between 3 & 9 months - Children	746	1,247	59.8%	58.5%	59.1%	58.1%
% of FP17s for the same patient ID Re-attending between 3 & 9 months - Adults	2,111	3,584	58.9%	49.8%	51.7%	50.6%
% of FP17s for Band 1 Urgent Courses	287	4,519	6.4%	7.0%	8.0%	9.1%
% of FP17s Relating to Free Repair or Replacements	50	4,519	1.1%	0.7%	0.8%	0.8%
% of FP17s Relating to Continuations	34	4,519	0.8%	1.1%	1.0%	1.1%
% of Patients satisfied with the dentistry they have received	14	16	87.5%	91.7%	91.5%	91.4%
% of Patients satisfied with the time they had to wait for an appointment	13	16	81.3%	90.2%	88.2%	87.7%

* This is based on patients treated on this contract for their most recent course of treatment. Figures in italics indicate the base number of FP17s or Patient Questionnaire responses are less than 100. N/A is shown where the base number of responses is less than 10 during the period. % is calculated as Quantity/Base number*100

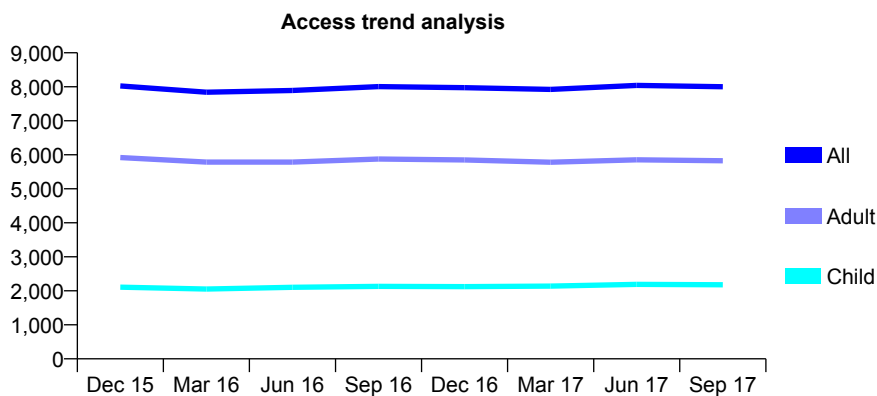
Q53 - Vital Signs At a Glance Contract Report for 331805/0002 - September 2017

Name or company name	MR JS SHERGILL
Contract type name	GDS Contract
Purpose of contract	General
Contract start date	01/04/2006
Contract end date	

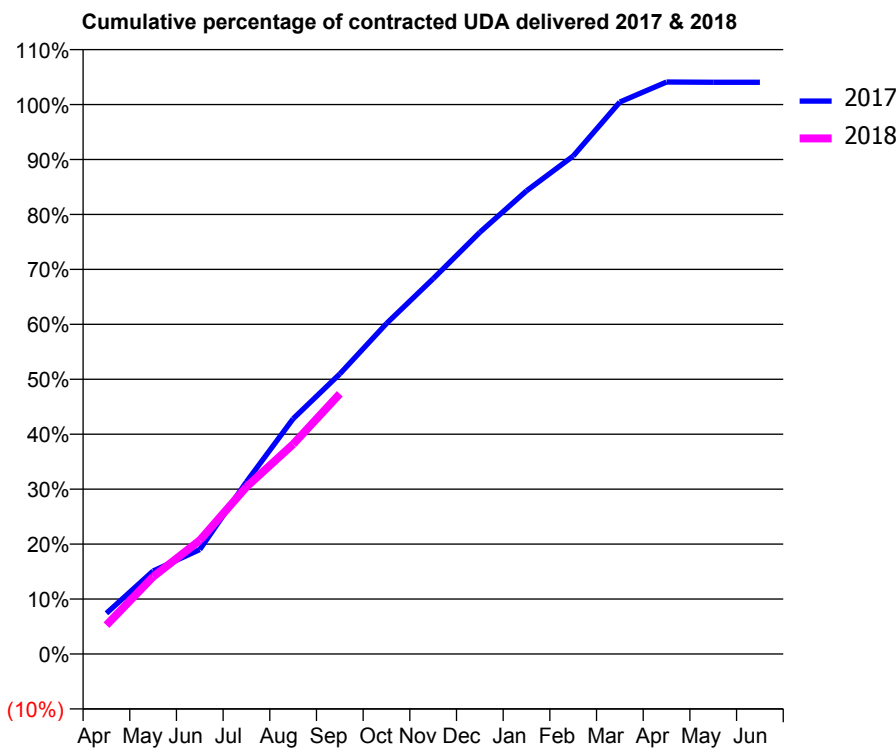
17/18 Contracted general activity (UDA)	19,165
Carry forward general activity (UDA)	0
17/18 Contracted orthodontic activity (UOA)	0
Carry forward orthodontic activity (UOA)	0
Baseline contract value	£480,953.69

ACCESS*

Patients seen in 24 months	Total	Change since previous quarter
Quarter ending September 2016	8,007	
Quarter ending December 2016	7,973	→
Quarter ending March 2017	7,923	→
Quarter ending June 2017	8,042	→
Quarter ending September 2017	8,002	→
Variance since September 2016	(0.1%)	→



ACTIVITY



Month	Adjusted Scheduled Activity (UDA)	
	2017	2018
April	1,420	1,005
May	2,896	2,693
June	3,642	3,963
July	6,005	5,831
August	8,204	7,317
September	9,769	9,078
October	11,525	
November	13,092	
December	14,706	
January	16,156	
February	17,366	
March	19,250	
April	19,952	
May	19,940	
June	19,942	

QUALITY

	Quantity	Base Number	Contract	AT	Region	England
% of FP17s for the same patient ID Re-attending within 3 months - Children	91	1,673	5.4%	9.4%	11.6%	11.9%
% of FP17s for the same patient ID Re-attending within 3 months - Adults	365	3,727	9.8%	12.6%	15.2%	15.9%
% of FP17s for the same patient ID Re-attending between 3 & 9 months - Children	1,035	1,673	61.9%	58.5%	59.1%	58.1%
% of FP17s for the same patient ID Re-attending between 3 & 9 months - Adults	1,866	3,727	50.1%	49.8%	51.7%	50.6%
% of FP17s for Band 1 Urgent Courses	297	5,058	5.9%	7.0%	8.0%	9.1%
% of FP17s Relating to Free Repair or Replacements	39	5,058	0.8%	0.7%	0.8%	0.8%
% of FP17s Relating to Continuations	45	5,058	0.9%	1.1%	1.0%	1.1%
% of Patients satisfied with the dentistry they have received	11	12	91.7%	91.7%	91.5%	91.4%
% of Patients satisfied with the time they had to wait for an appointment	11	12	91.7%	90.2%	88.2%	87.7%

* This is based on patients treated on this contract for their most recent course of treatment. Figures in italics indicate the base number of FP17s or Patient Questionnaire responses are less than 100. N/A is shown where the base number of responses is less than 10 during the period. % is calculated as Quantity/Base number*100

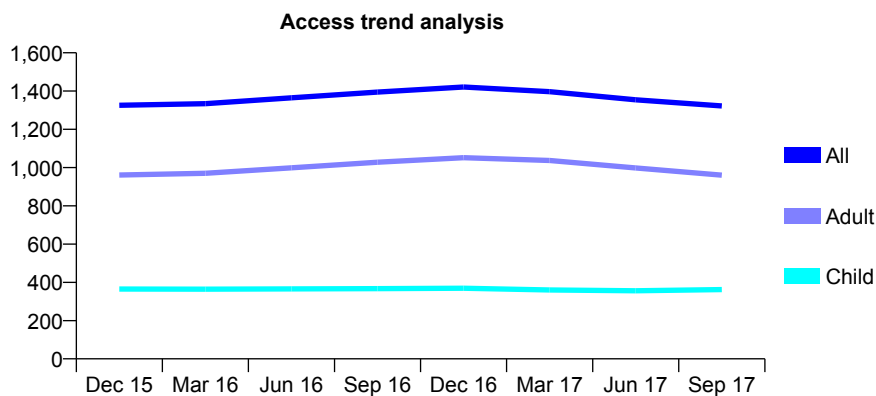
Q53 - Vital Signs At a Glance Contract Report for 331805/0003 - September 2017

Name or company name	MR JS SHERGILL
Contract type name	GDS Contract
Purpose of contract	General
Contract start date	01/04/2006
Contract end date	

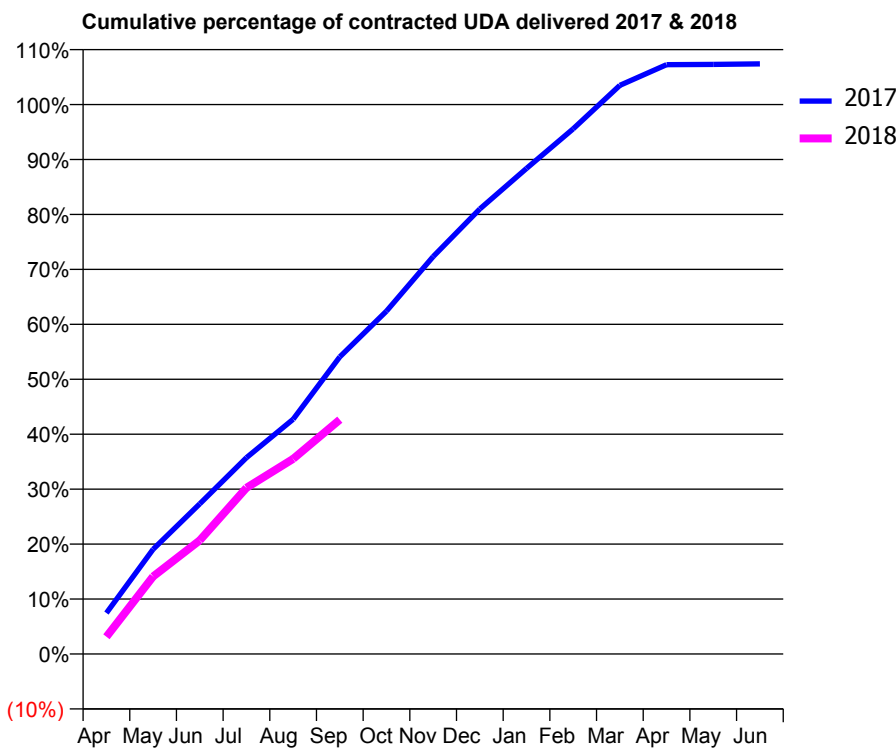
17/18 Contracted general activity (UDA)	3,550
Carry forward general activity (UDA)	30
17/18 Contracted orthodontic activity (UOA)	0
Carry forward orthodontic activity (UOA)	0
Baseline contract value	£90,046.96

ACCESS*

Patients seen in 24 months	Total	Change since previous quarter
Quarter ending September 2016	1,395	
Quarter ending December 2016	1,421	→
Quarter ending March 2017	1,397	↓
Quarter ending June 2017	1,354	↓
Quarter ending September 2017	1,322	↓
Variance since September 2016	(5.2%)	↓



ACTIVITY



Month	Adjusted Scheduled Activity (UDA)	
	2017	2018
April	265	112
May	677	501
June	971	734
July	1,269	1,074
August	1,517	1,260
September	1,920	1,514
October	2,215	
November	2,567	
December	2,875	
January	3,137	
February	3,393	
March	3,674	
April	3,807	
May	3,809	
June	3,812	

QUALITY

	Quantity	Base Number	Contract	AT	Region	England
% of FP17s for the same patient ID Re-attending within 3 months - Children	15	259	5.8%	9.4%	11.6%	11.9%
% of FP17s for the same patient ID Re-attending within 3 months - Adults	101	634	15.9%	12.6%	15.2%	15.9%
% of FP17s for the same patient ID Re-attending between 3 & 9 months - Children	159	259	61.4%	58.5%	59.1%	58.1%
% of FP17s for the same patient ID Re-attending between 3 & 9 months - Adults	361	634	56.9%	49.8%	51.7%	50.6%
% of FP17s for Band 1 Urgent Courses	73	814	9.0%	7.0%	8.0%	9.1%
% of FP17s Relating to Free Repair or Replacements	5	814	0.6%	0.7%	0.8%	0.8%
% of FP17s Relating to Continuations	6	814	0.7%	1.1%	1.0%	1.1%
% of Patients satisfied with the dentistry they have received	2	2	N/A	91.7%	91.5%	91.4%
% of Patients satisfied with the time they had to wait for an appointment	2	2	N/A	90.2%	88.2%	87.7%

* This is based on patients treated on this contract for their most recent course of treatment. Figures in italics indicate the base number of FP17s or Patient Questionnaire responses are less than 100. N/A is shown where the base number of responses is less than 10 during the period. % is calculated as Quantity/Base number*100

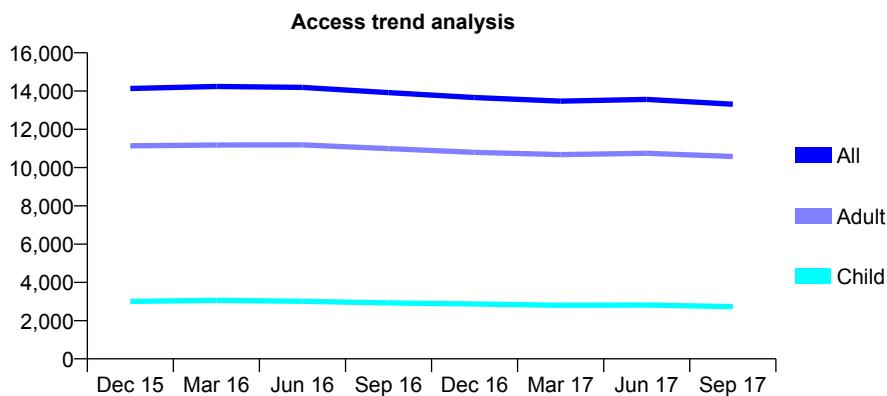
Q53 - Vital Signs At a Glance Contract Report for 334820/0001 - September 2017

Name or company name	MR AS DULKU
Contract type name	GDS Contract
Purpose of contract	General
Contract start date	01/04/2006
Contract end date	

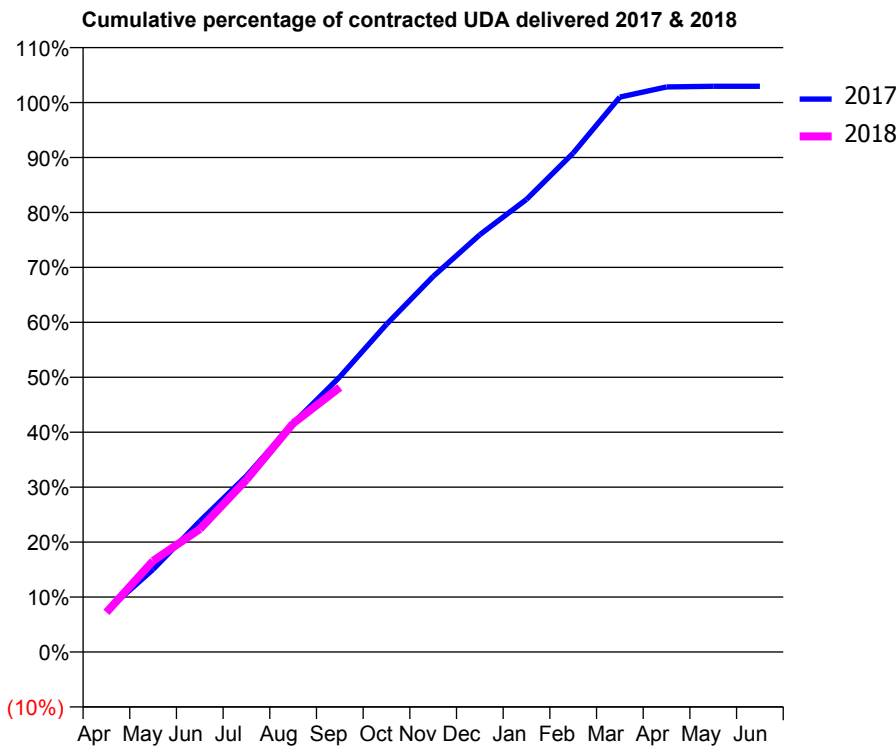
17/18 Contracted general activity (UDA)	44,202
Carry forward general activity (UDA)	-885
17/18 Contracted orthodontic activity (UOA)	0
Carry forward orthodontic activity (UOA)	0
Baseline contract value	£1,344,843.63

ACCESS*

Patients seen in 24 months	Total	Change since previous quarter
Quarter ending September 2016	13,918	
Quarter ending December 2016	13,664	↓
Quarter ending March 2017	13,472	↓
Quarter ending June 2017	13,560	→
Quarter ending September 2017	13,312	↓
Variance since September 2016	(4.4%)	↓



ACTIVITY



Adjusted Scheduled Activity (UDA)		
Month	2017	2018
April	3,309	3,196
May	6,649	7,330
June	10,515	9,887
July	14,159	13,859
August	18,404	18,391
September	22,131	21,285
October	26,355	
November	30,207	
December	33,564	
January	36,412	
February	40,129	
March	44,639	
April	45,454	
May	45,504	
June	45,509	

QUALITY

	Quantity	Base Number	Contract	AT	Region	England
% of FP17s for the same patient ID Re-attending within 3 months - Children	119	2,310	5.2%	9.4%	11.6%	11.9%
% of FP17s for the same patient ID Re-attending within 3 months - Adults	1,025	9,551	10.7%	12.6%	15.2%	15.9%
% of FP17s for the same patient ID Re-attending between 3 & 9 months - Children	1,591	2,310	68.9%	58.5%	59.1%	58.1%
% of FP17s for the same patient ID Re-attending between 3 & 9 months - Adults	6,910	9,551	72.3%	49.8%	51.7%	50.6%
% of FP17s for Band 1 Urgent Courses	207	11,415	1.8%	7.0%	8.0%	9.1%
% of FP17s Relating to Free Repair or Replacements	90	11,415	0.8%	0.7%	0.8%	0.8%
% of FP17s Relating to Continuations	223	11,415	2.0%	1.1%	1.0%	1.1%
% of Patients satisfied with the dentistry they have received	68	70	97.1%	91.7%	91.5%	91.4%
% of Patients satisfied with the time they had to wait for an appointment	68	70	97.1%	90.2%	88.2%	87.7%

* This is based on patients treated on this contract for their most recent course of treatment. Figures in italics indicate the base number of FP17s or Patient Questionnaire responses are less than 100. N/A is shown where the base number of responses is less than 10 during the period. % is calculated as Quantity/Base number*100

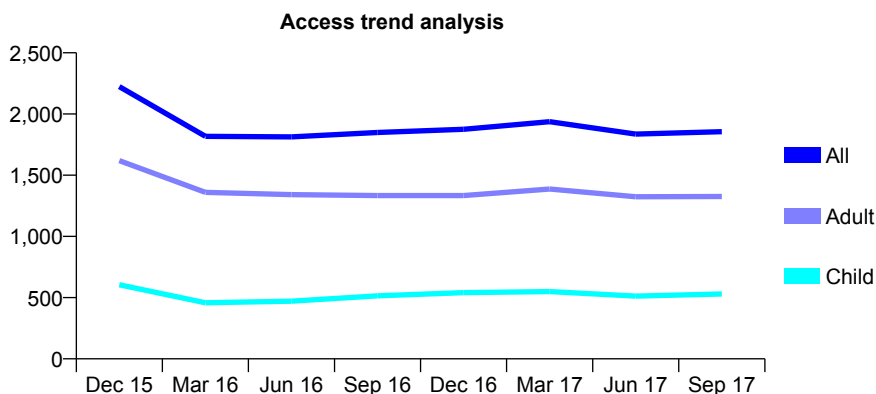
Q53 - Vital Signs At a Glance Contract Report for 334820/0002 - September 2017

Name or company name	MR AS DULKU
Contract type name	PDS Plus Contract
Purpose of contract	General
Contract start date	01/11/2010
Contract end date	31/08/2017

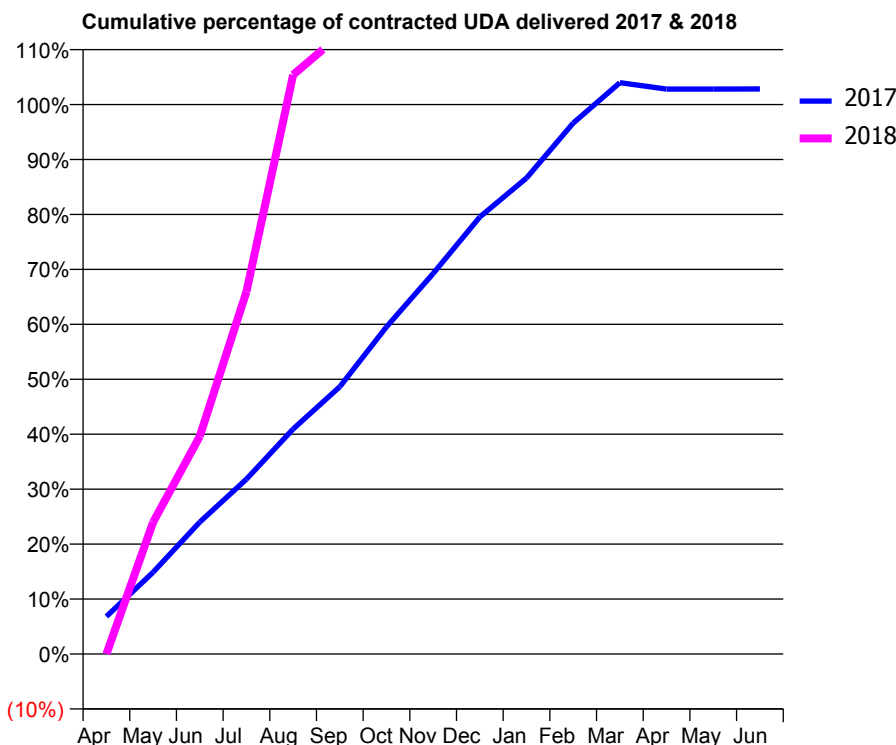
17/18 Contracted general activity (UDA)	2,083
Carry forward general activity (UDA)	0
17/18 Contracted orthodontic activity (UOA)	0
Carry forward orthodontic activity (UOA)	0
Baseline contract value	£23,375.00

ACCESS*

Patients seen in 24 months	Total	Change since previous quarter
Quarter ending September 2016	1,849	
Quarter ending December 2016	1,875	→
Quarter ending March 2017	1,937	↑
Quarter ending June 2017	1,836	↓
Quarter ending September 2017	1,856	→
Variance since September 2016	0.4%	→



ACTIVITY



Month	Adjusted Scheduled Activity (UDA)	
	2017	2018
April	341	0
May	744	500
June	1,201	825
July	1,591	1,373
August	2,048	2,196
September	2,433	2,346
October	2,977	
November	3,463	
December	3,977	
January	4,331	
February	4,831	
March	5,198	
April	5,140	
May	5,140	
June	5,141	

QUALITY

	Quantity	Base Number	Contract	AT	Region	England
% of FP17s for the same patient ID Re-attending within 3 months - Children	1	311	0.3%	9.4%	11.6%	11.9%
% of FP17s for the same patient ID Re-attending within 3 months - Adults	20	738	2.7%	12.6%	15.2%	15.9%
% of FP17s for the same patient ID Re-attending between 3 & 9 months - Children	124	311	39.9%	58.5%	59.1%	58.1%
% of FP17s for the same patient ID Re-attending between 3 & 9 months - Adults	296	738	40.1%	49.8%	51.7%	50.6%
% of FP17s for Band 1 Urgent Courses	14	1,061	1.3%	7.0%	8.0%	9.1%
% of FP17s Relating to Free Repair or Replacements	13	1,061	1.2%	0.7%	0.8%	0.8%
% of FP17s Relating to Continuations	5	1,061	0.5%	1.1%	1.0%	1.1%
% of Patients satisfied with the dentistry they have received	2	2	N/A	91.7%	91.5%	91.4%
% of Patients satisfied with the time they had to wait for an appointment	2	2	N/A	90.2%	88.2%	87.7%

* This is based on patients treated on this contract for their most recent course of treatment. Figures in italics indicate the base number of FP17s or Patient Questionnaire responses are less than 100. N/A is shown where the base number of responses is less than 10 during the period. % is calculated as Quantity/Base number*100

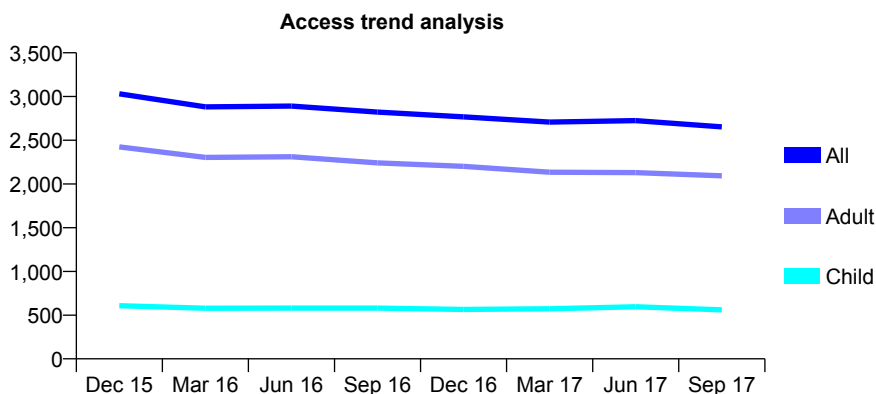
Q53 - Vital Signs At a Glance Contract Report for 339202/0001 - September 2017

Name or company name	MR M FIAZ
Contract type name	GDS Contract
Purpose of contract	General
Contract start date	01/04/2006
Contract end date	

17/18 Contracted general activity (UDA)	13,109
Carry forward general activity (UDA)	0
17/18 Contracted orthodontic activity (UOA)	0
Carry forward orthodontic activity (UOA)	0
Baseline contract value	£366,675.75

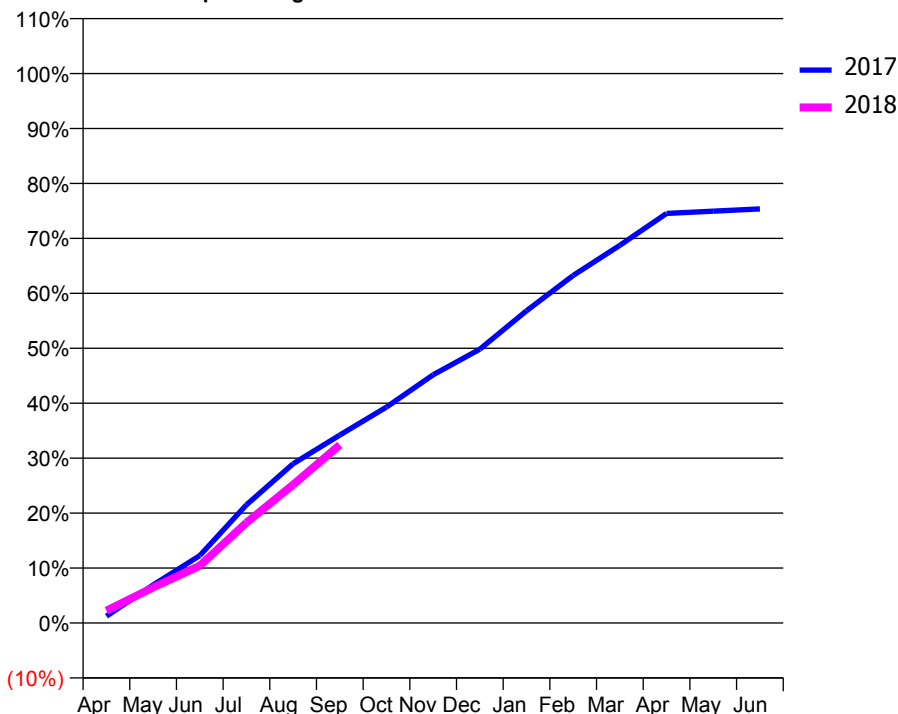
ACCESS*

Patients seen in 24 months	Total	Change since previous quarter
Quarter ending September 2016	2,822	
Quarter ending December 2016	2,767	↓
Quarter ending March 2017	2,708	↓
Quarter ending June 2017	2,724	→
Quarter ending September 2017	2,653	↓
Variance since September 2016	(6.0%)	↓



ACTIVITY

Cumulative percentage of contracted UDA delivered 2017 & 2018



Adjusted Scheduled Activity (UDA)

Month	2017	2018
April	163	294
May	908	847
June	1,609	1,365
July	2,820	2,395
August	3,799	3,301
September	4,483	4,247
October	5,150	
November	5,922	
December	6,533	
January	7,447	
February	8,293	
March	9,012	
April	9,771	
May	9,826	
June	9,880	

QUALITY

	Quantity	Base Number	Contract	AT	Region	England
% of FP17s for the same patient ID Re-attending within 3 months - Children	23	316	7.3%	9.4%	11.6%	11.9%
% of FP17s for the same patient ID Re-attending within 3 months - Adults	136	1,031	13.2%	12.6%	15.2%	15.9%
% of FP17s for the same patient ID Re-attending between 3 & 9 months - Children	60	316	19.0%	58.5%	59.1%	58.1%
% of FP17s for the same patient ID Re-attending between 3 & 9 months - Adults	211	1,031	20.5%	49.8%	51.7%	50.6%
% of FP17s for Band 1 Urgent Courses	81	1,162	7.0%	7.0%	8.0%	9.1%
% of FP17s Relating to Free Repair or Replacements	16	1,162	1.4%	0.7%	0.8%	0.8%
% of FP17s Relating to Continuations	26	1,162	2.2%	1.1%	1.0%	1.1%
% of Patients satisfied with the dentistry they have received	2	2	N/A	91.7%	91.5%	91.4%
% of Patients satisfied with the time they had to wait for an appointment	2	2	N/A	90.2%	88.2%	87.7%

* This is based on patients treated on this contract for their most recent course of treatment. Figures in italics indicate the base number of FP17s or Patient Questionnaire responses are less than 100. N/A is shown where the base number of responses is less than 10 during the period. % is calculated as Quantity/Base number*100

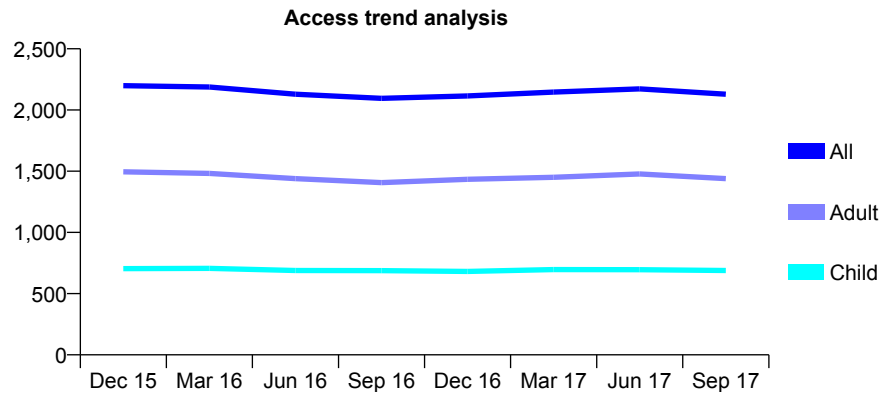
Q53 - Vital Signs At a Glance Contract Report for 339245/0001 - September 2017

Name or company name	MR SS TIWANA
Contract type name	GDS Contract
Purpose of contract	General
Contract start date	01/04/2006
Contract end date	

17/18 Contracted general activity (UDA)	6,915
Carry forward general activity (UDA)	0
17/18 Contracted orthodontic activity (UOA)	0
Carry forward orthodontic activity (UOA)	0
Baseline contract value	£201,017.77

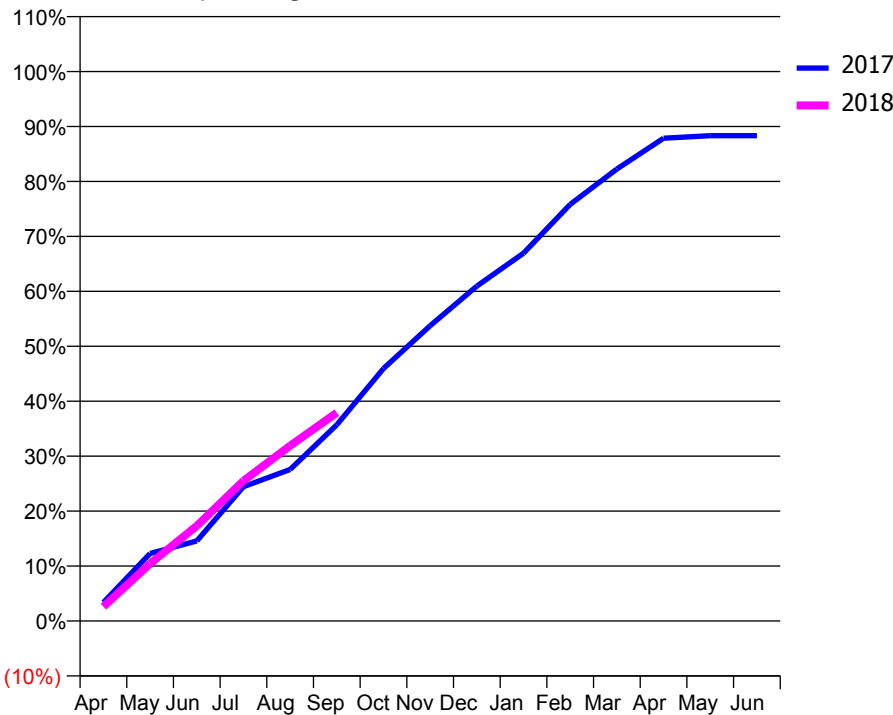
ACCESS*

Patients seen in 24 months	Total	Change since previous quarter
Quarter ending September 2016	2,095	
Quarter ending December 2016	2,115	→
Quarter ending March 2017	2,147	→
Quarter ending June 2017	2,173	→
Quarter ending September 2017	2,129	↓
Variance since September 2016	1.6%	→



ACTIVITY

Cumulative percentage of contracted UDA delivered 2017 & 2018



Month	Adjusted Scheduled Activity (UDA)	
	2017	2018
April	234	181
May	850	722
June	1,007	1,198
July	1,691	1,765
August	1,907	2,206
September	2,469	2,622
October	3,177	
November	3,716	
December	4,215	
January	4,628	
February	5,243	
March	5,688	
April	6,075	
May	6,108	
June	6,108	

QUALITY

	Quantity	Base Number	Contract	AT	Region	England
% of FP17s for the same patient ID Re-attending within 3 months - Children	40	479	8.4%	9.4%	11.6%	11.9%
% of FP17s for the same patient ID Re-attending within 3 months - Adults	88	859	10.2%	12.6%	15.2%	15.9%
% of FP17s for the same patient ID Re-attending between 3 & 9 months - Children	276	479	57.6%	58.5%	59.1%	58.1%
% of FP17s for the same patient ID Re-attending between 3 & 9 months - Adults	438	859	51.0%	49.8%	51.7%	50.6%
% of FP17s for Band 1 Urgent Courses	54	1,167	4.6%	7.0%	8.0%	9.1%
% of FP17s Relating to Free Repair or Replacements	9	1,167	0.8%	0.7%	0.8%	0.8%
% of FP17s Relating to Continuations	9	1,167	0.8%	1.1%	1.0%	1.1%
% of Patients satisfied with the dentistry they have received	3	4	N/A	91.7%	91.5%	91.4%
% of Patients satisfied with the time they had to wait for an appointment	4	4	N/A	90.2%	88.2%	87.7%

* This is based on patients treated on this contract for their most recent course of treatment. Figures in italics indicate the base number of FP17s or Patient Questionnaire responses are less than 100. N/A is shown where the base number of responses is less than 10 during the period. % is calculated as Quantity/Base number*100

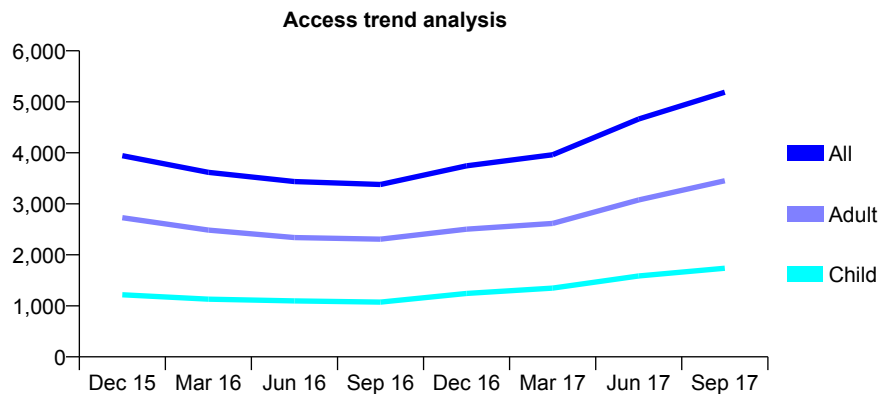
Q53 - Vital Signs At a Glance Contract Report for 339830/0001 - September 2017

Name or company name	MR D KAVANAGH
Contract type name	GDS Contract
Purpose of contract	General
Contract start date	01/04/2006
Contract end date	

17/18 Contracted general activity (UDA)	10,525
Carry forward general activity (UDA)	135
17/18 Contracted orthodontic activity (UOA)	0
Carry forward orthodontic activity (UOA)	0
Baseline contract value	£250,071.19

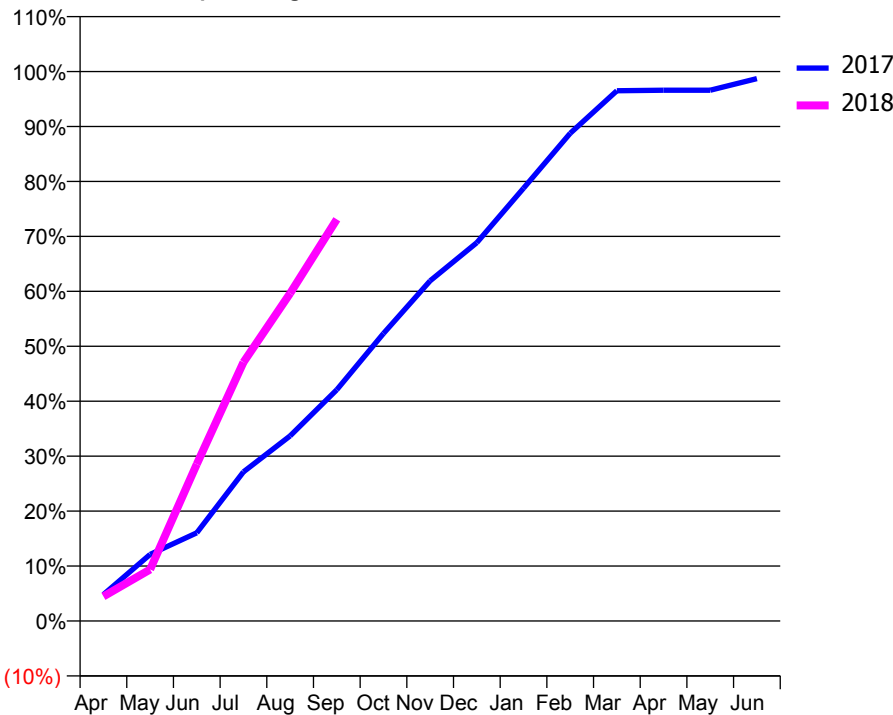
ACCESS*

Patients seen in 24 months	Total	Change since previous quarter
Quarter ending September 2016	3,378	
Quarter ending December 2016	3,744	↑
Quarter ending March 2017	3,963	↑
Quarter ending June 2017	4,662	↑
Quarter ending September 2017	5,189	↑
Variance since September 2016	53.6%	↑



ACTIVITY

Cumulative percentage of contracted UDA delivered 2017 & 2018



Month	Adjusted Scheduled Activity (UDA)	
	2017	2018
April	507	470
May	1,275	988
June	1,689	3,006
July	2,857	4,955
August	3,546	6,277
September	4,430	7,695
October	5,507	
November	6,518	
December	7,246	
January	8,290	
February	9,340	
March	10,155	
April	10,166	
May	10,166	
June	10,389	

QUALITY

	Quantity	Base Number	Contract	AT	Region	England
% of FP17s for the same patient ID Re-attending within 3 months - Children	47	1,393	3.4%	9.4%	11.6%	11.9%
% of FP17s for the same patient ID Re-attending within 3 months - Adults	187	2,527	7.4%	12.6%	15.2%	15.9%
% of FP17s for the same patient ID Re-attending between 3 & 9 months - Children	565	1,393	40.6%	58.5%	59.1%	58.1%
% of FP17s for the same patient ID Re-attending between 3 & 9 months - Adults	854	2,527	33.8%	49.8%	51.7%	50.6%
% of FP17s for Band 1 Urgent Courses	40	3,742	1.1%	7.0%	8.0%	9.1%
% of FP17s Relating to Free Repair or Replacements	27	3,742	0.7%	0.7%	0.8%	0.8%
% of FP17s Relating to Continuations	52	3,742	1.4%	1.1%	1.0%	1.1%
% of Patients satisfied with the dentistry they have received	12	13	92.3%	91.7%	91.5%	91.4%
% of Patients satisfied with the time they had to wait for an appointment	13	13	100.0%	90.2%	88.2%	87.7%

* This is based on patients treated on this contract for their most recent course of treatment. Figures in italics indicate the base number of FP17s or Patient Questionnaire responses are less than 100. N/A is shown where the base number of responses is less than 10 during the period. % is calculated as Quantity/Base number*100

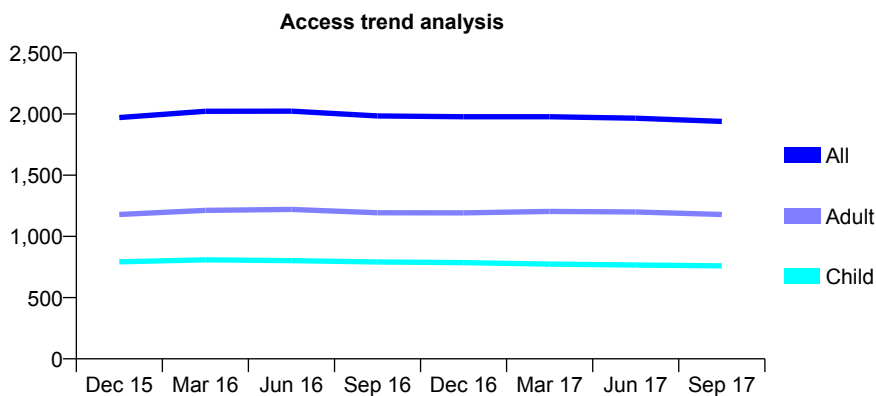
Q53 - Vital Signs At a Glance Contract Report for 340936/0001 - September 2017

Name or company name	MRS S RAHIMI
Contract type name	GDS Contract
Purpose of contract	General
Contract start date	01/04/2006
Contract end date	

17/18 Contracted general activity (UDA)	5,948
Carry forward general activity (UDA)	-94
17/18 Contracted orthodontic activity (UOA)	0
Carry forward orthodontic activity (UOA)	0
Baseline contract value	£176,216.01

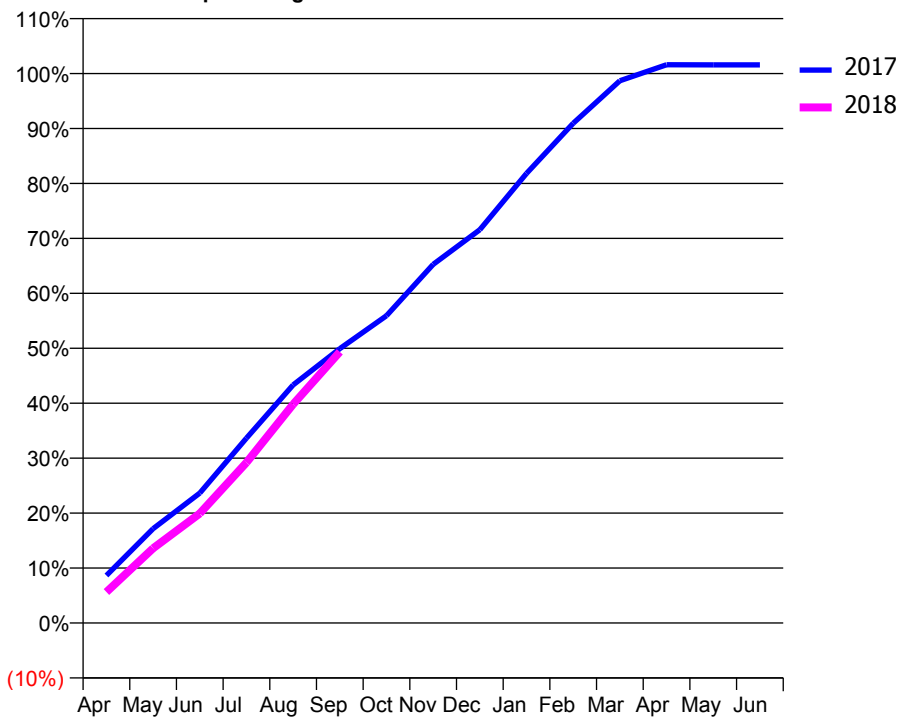
ACCESS*

Patients seen in 24 months	Total	Change since previous quarter
Quarter ending September 2016	1,984	
Quarter ending December 2016	1,978	→
Quarter ending March 2017	1,978	→
Quarter ending June 2017	1,966	→
Quarter ending September 2017	1,939	↓
Variance since September 2016	(2.3%)	↓



ACTIVITY

Cumulative percentage of contracted UDA delivered 2017 & 2018



Adjusted Scheduled Activity (UDA)

Month	2017	2018
April	514	336
May	1,021	808
June	1,407	1,186
July	2,002	1,737
August	2,577	2,368
September	2,970	2,935
October	3,327	
November	3,882	
December	4,258	
January	4,867	
February	5,409	
March	5,870	
April	6,043	
May	6,041	
June	6,042	

QUALITY

	Quantity	Base Number	Contract	AT	Region	England
% of FP17s for the same patient ID Re-attending within 3 months - Children	60	623	9.6%	9.4%	11.6%	11.9%
% of FP17s for the same patient ID Re-attending within 3 months - Adults	154	805	19.1%	12.6%	15.2%	15.9%
% of FP17s for the same patient ID Re-attending between 3 & 9 months - Children	423	623	67.9%	58.5%	59.1%	58.1%
% of FP17s for the same patient ID Re-attending between 3 & 9 months - Adults	501	805	62.2%	49.8%	51.7%	50.6%
% of FP17s for Band 1 Urgent Courses	100	1,357	7.4%	7.0%	8.0%	9.1%
% of FP17s Relating to Free Repair or Replacements	22	1,357	1.6%	0.7%	0.8%	0.8%
% of FP17s Relating to Continuations	1	1,357	0.1%	1.1%	1.0%	1.1%
% of Patients satisfied with the dentistry they have received	3	3	N/A	91.7%	91.5%	91.4%
% of Patients satisfied with the time they had to wait for an appointment	3	3	N/A	90.2%	88.2%	87.7%

* This is based on patients treated on this contract for their most recent course of treatment. Figures in italics indicate the base number of FP17s or Patient Questionnaire responses are less than 100. N/A is shown where the base number of responses is less than 10 during the period. % is calculated as Quantity/Base number*100

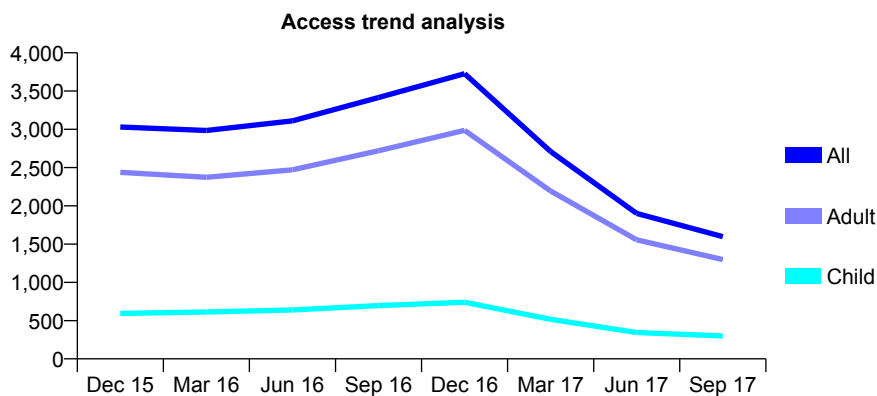
Q53 - Vital Signs At a Glance Contract Report for 342807/0001 - September 2017

Name or company name	MR HM MOSTAFA
Contract type name	GDS Contract
Purpose of contract	General
Contract start date	21/08/2006
Contract end date	

17/18 Contracted general activity (UDA)	8,075
Carry forward general activity (UDA)	165
17/18 Contracted orthodontic activity (UOA)	0
Carry forward orthodontic activity (UOA)	0
Baseline contract value	£203,052.36

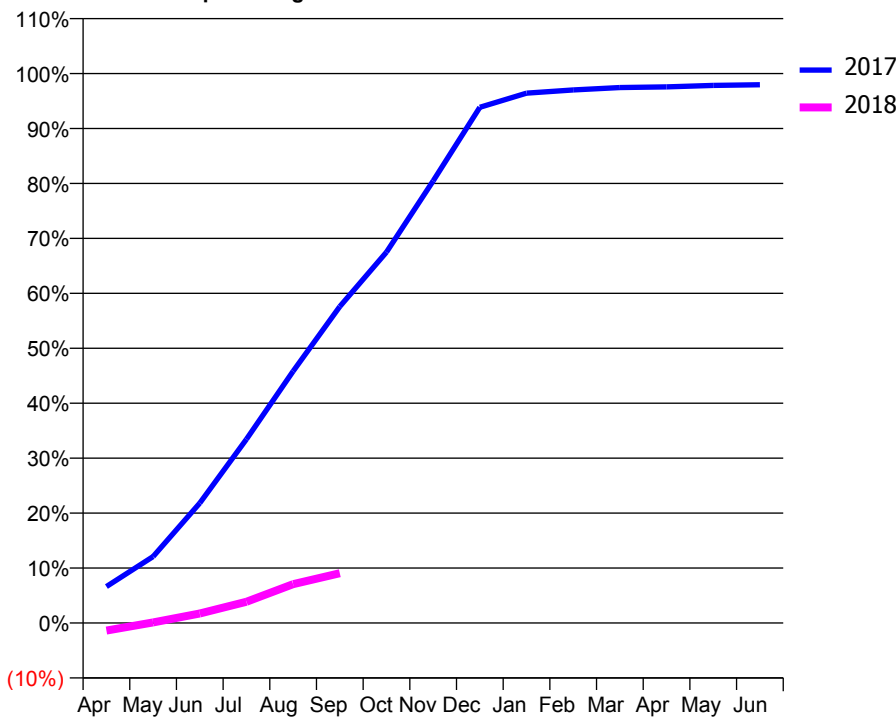
ACCESS*

Patients seen in 24 months	Total	Change since previous quarter
Quarter ending September 2016	3,416	
Quarter ending December 2016	3,727	↑
Quarter ending March 2017	2,710	↓
Quarter ending June 2017	1,900	↓
Quarter ending September 2017	1,597	↓
Variance since September 2016	(53.2%)	↓



ACTIVITY

Cumulative percentage of contracted UDA delivered 2017 & 2018



Adjusted Scheduled Activity (UDA)

Month	2017	2018
April	536	-114
May	977	8
June	1,762	140
July	2,702	312
August	3,700	572
September	4,650	732
October	5,451	
November	6,498	
December	7,579	
January	7,786	
February	7,834	
March	7,868	
April	7,879	
May	7,899	
June	7,909	

QUALITY

	Quantity	Base Number	Contract	AT	Region	England
% of FP17s for the same patient ID Re-attending within 3 months - Children	2	108	1.9%	9.4%	11.6%	11.9%
% of FP17s for the same patient ID Re-attending within 3 months - Adults	17	357	4.8%	12.6%	15.2%	15.9%
% of FP17s for the same patient ID Re-attending between 3 & 9 months - Children	32	108	29.6%	58.5%	59.1%	58.1%
% of FP17s for the same patient ID Re-attending between 3 & 9 months - Adults	89	357	24.9%	49.8%	51.7%	50.6%
% of FP17s for Band 1 Urgent Courses	37	434	8.5%	7.0%	8.0%	9.1%
% of FP17s Relating to Free Repair or Replacements	10	434	2.3%	0.7%	0.8%	0.8%
% of FP17s Relating to Continuations	0	434	0.0%	1.1%	1.0%	1.1%
% of Patients satisfied with the dentistry they have received	7	7	N/A	91.7%	91.5%	91.4%
% of Patients satisfied with the time they had to wait for an appointment	5	7	N/A	90.2%	88.2%	87.7%

* This is based on patients treated on this contract for their most recent course of treatment. Figures in italics indicate the base number of FP17s or Patient Questionnaire responses are less than 100. N/A is shown where the base number of responses is less than 10 during the period. % is calculated as Quantity/Base number*100

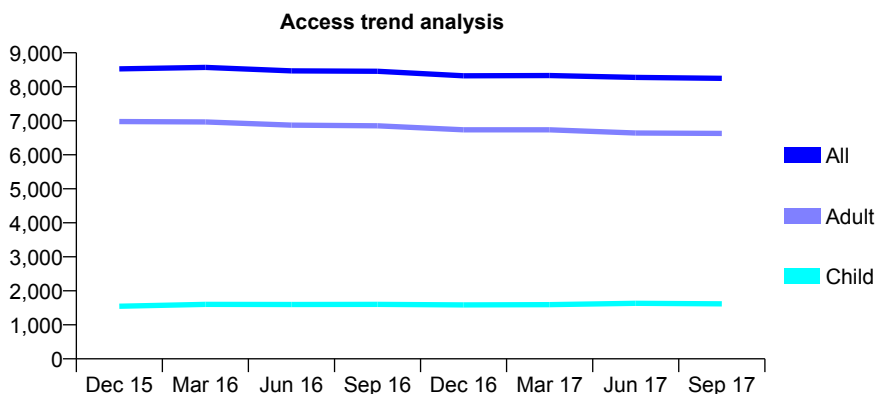
Q53 - Vital Signs At a Glance Contract Report for 343609/0001 - September 2017

Name or company name	MR A SAGHIR
Contract type name	GDS Contract
Purpose of contract	General
Contract start date	01/04/2006
Contract end date	

17/18 Contracted general activity (UDA)	22,885
Carry forward general activity (UDA)	753
17/18 Contracted orthodontic activity (UOA)	0
Carry forward orthodontic activity (UOA)	0
Baseline contract value	£643,041.34

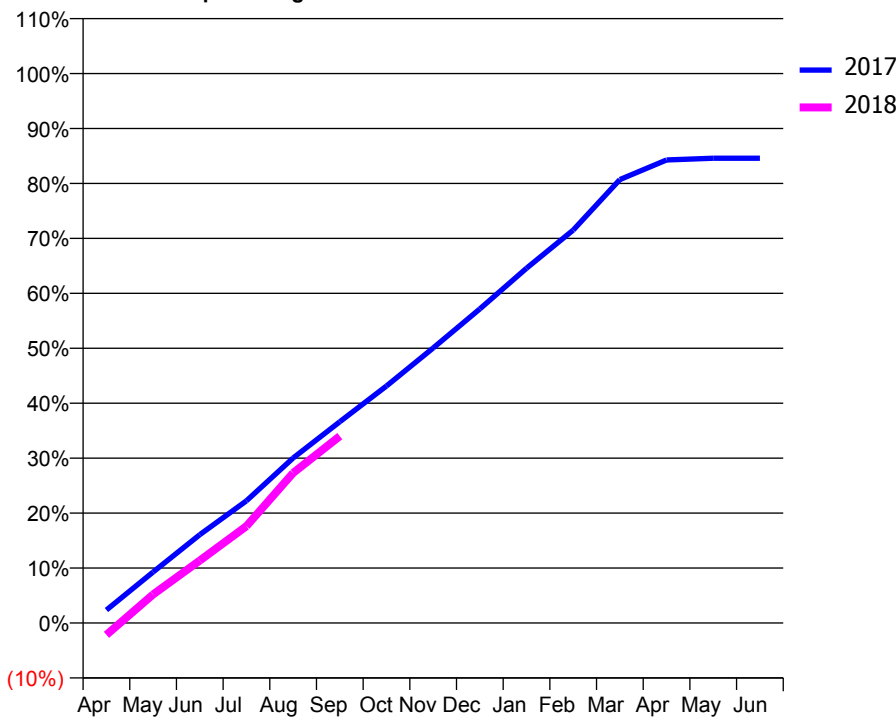
ACCESS*

Patients seen in 24 months	Total	Change since previous quarter
Quarter ending September 2016	8,455	
Quarter ending December 2016	8,325	↓
Quarter ending March 2017	8,330	→
Quarter ending June 2017	8,277	→
Quarter ending September 2017	8,248	→
Variance since September 2016	(2.4%)	↓



ACTIVITY

Cumulative percentage of contracted UDA delivered 2017 & 2018



Adjusted Scheduled Activity (UDA)

Month	2017	2018
April	540	-496
May	2,126	1,192
June	3,679	2,602
July	5,091	4,033
August	6,871	6,251
September	8,384	7,784
October	9,871	
November	11,456	
December	13,084	
January	14,775	
February	16,362	
March	18,470	
April	19,283	
May	19,355	
June	19,357	

QUALITY

	Quantity	Base Number	Contract	AT	Region	England
% of FP17s for the same patient ID Re-attending within 3 months - Children	66	1,093	6.0%	9.4%	11.6%	11.9%
% of FP17s for the same patient ID Re-attending within 3 months - Adults	544	4,069	13.4%	12.6%	15.2%	15.9%
% of FP17s for the same patient ID Re-attending between 3 & 9 months - Children	554	1,093	50.7%	58.5%	59.1%	58.1%
% of FP17s for the same patient ID Re-attending between 3 & 9 months - Adults	1,773	4,069	43.6%	49.8%	51.7%	50.6%
% of FP17s for Band 1 Urgent Courses	330	4,428	7.5%	7.0%	8.0%	9.1%
% of FP17s Relating to Free Repair or Replacements	72	4,428	1.6%	0.7%	0.8%	0.8%
% of FP17s Relating to Continuations	21	4,428	0.5%	1.1%	1.0%	1.1%
% of Patients satisfied with the dentistry they have received	15	16	93.8%	91.7%	91.5%	91.4%
% of Patients satisfied with the time they had to wait for an appointment	15	16	93.8%	90.2%	88.2%	87.7%

* This is based on patients treated on this contract for their most recent course of treatment. Figures in italics indicate the base number of FP17s or Patient Questionnaire responses are less than 100. N/A is shown where the base number of responses is less than 10 during the period. % is calculated as Quantity/Base number*100

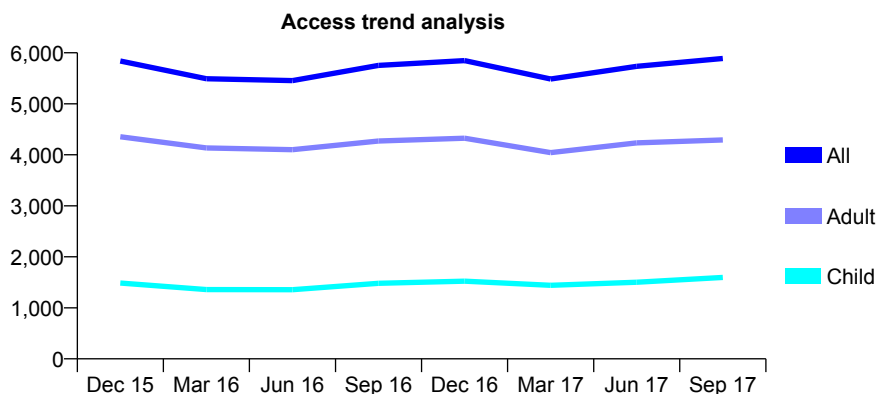
Q53 - Vital Signs At a Glance Contract Report for 345423/0001 - September 2017

Name or company name	MR T MOODLEY
Contract type name	GDS Contract
Purpose of contract	General
Contract start date	01/04/2006
Contract end date	

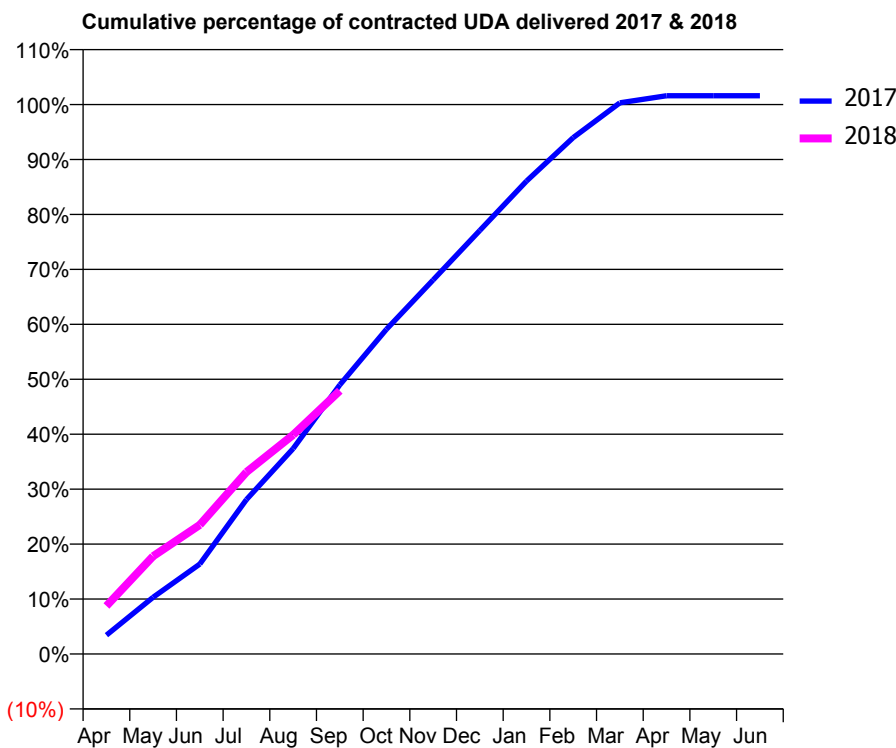
17/18 Contracted general activity (UDA)	14,129
Carry forward general activity (UDA)	-227
17/18 Contracted orthodontic activity (UOA)	0
Carry forward orthodontic activity (UOA)	0
Baseline contract value	£371,753.63

ACCESS*

Patients seen in 24 months	Total	Change since previous quarter
Quarter ending September 2016	5,752	
Quarter ending December 2016	5,847	→
Quarter ending March 2017	5,485	↓
Quarter ending June 2017	5,735	↑
Quarter ending September 2017	5,889	↑
Variance since September 2016	2.4%	↑



ACTIVITY



Month	Adjusted Scheduled Activity (UDA)	
	2017	2018
April	486	1,235
May	1,458	2,515
June	2,311	3,321
July	3,972	4,679
August	5,282	5,634
September	6,919	6,771
October	8,352	
November	9,621	
December	10,892	
January	12,160	
February	13,278	
March	14,173	
April	14,355	
May	14,355	
June	14,355	

QUALITY

	Quantity	Base Number	Contract	AT	Region	England
% of FP17s for the same patient ID Re-attending within 3 months - Children	64	1,228	5.2%	9.4%	11.6%	11.9%
% of FP17s for the same patient ID Re-attending within 3 months - Adults	243	2,737	8.9%	12.6%	15.2%	15.9%
% of FP17s for the same patient ID Re-attending between 3 & 9 months - Children	514	1,228	41.9%	58.5%	59.1%	58.1%
% of FP17s for the same patient ID Re-attending between 3 & 9 months - Adults	896	2,737	32.7%	49.8%	51.7%	50.6%
% of FP17s for Band 1 Urgent Courses	140	3,296	4.2%	7.0%	8.0%	9.1%
% of FP17s Relating to Free Repair or Replacements	23	3,296	0.7%	0.7%	0.8%	0.8%
% of FP17s Relating to Continuations	76	3,296	2.3%	1.1%	1.0%	1.1%
% of Patients satisfied with the dentistry they have received	7	8	N/A	91.7%	91.5%	91.4%
% of Patients satisfied with the time they had to wait for an appointment	8	8	N/A	90.2%	88.2%	87.7%

* This is based on patients treated on this contract for their most recent course of treatment. Figures in italics indicate the base number of FP17s or Patient Questionnaire responses are less than 100. N/A is shown where the base number of responses is less than 10 during the period. % is calculated as Quantity/Base number*100

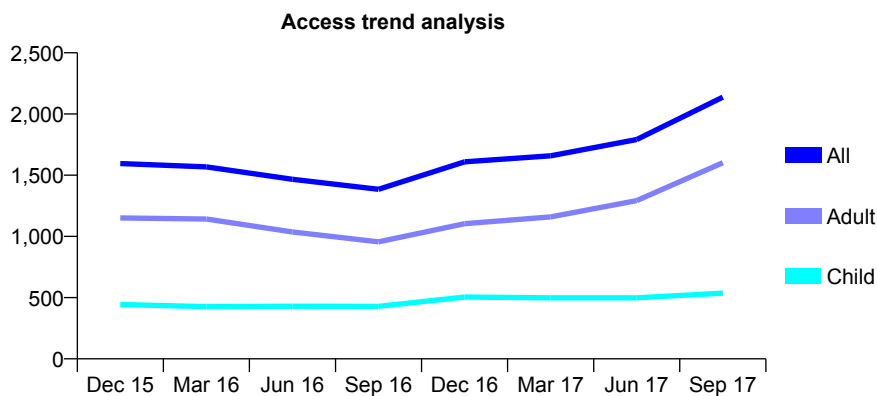
Q53 - Vital Signs At a Glance Contract Report for 358584/0001 - September 2017

Name or company name	MR A PANDEY
Contract type name	GDS Contract
Purpose of contract	General
Contract start date	01/04/2006
Contract end date	

17/18 Contracted general activity (UDA)	7,523
Carry forward general activity (UDA)	-40
17/18 Contracted orthodontic activity (UOA)	0
Carry forward orthodontic activity (UOA)	0
Baseline contract value	£277,892.31

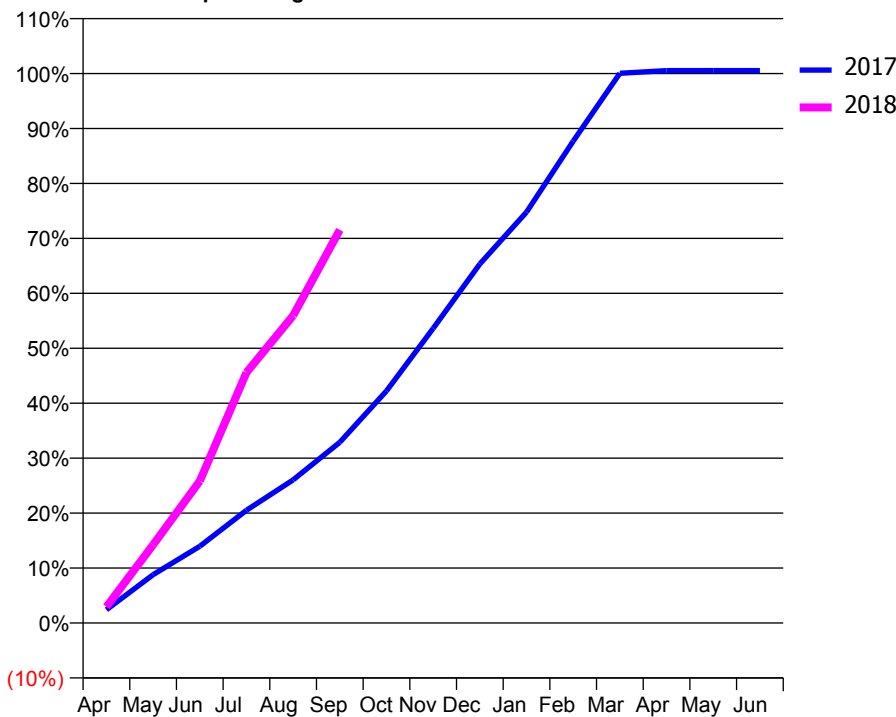
ACCESS*

Patients seen in 24 months	Total	Change since previous quarter
Quarter ending September 2016	1,385	
Quarter ending December 2016	1,609	↑
Quarter ending March 2017	1,658	↑
Quarter ending June 2017	1,791	↑
Quarter ending September 2017	2,138	↑
Variance since September 2016	54.4%	↑



ACTIVITY

Cumulative percentage of contracted UDA delivered 2017 & 2018



Month	Adjusted Scheduled Activity (UDA)	
	2017	2018
April	182	222
May	662	1,071
June	1,050	1,943
July	1,543	3,430
August	1,960	4,209
September	2,475	5,383
October	3,177	
November	4,033	
December	4,915	
January	5,625	
February	6,598	
March	7,526	
April	7,562	
May	7,562	
June	7,562	

QUALITY

	Quantity	Base Number	Contract	AT	Region	England
% of FP17s for the same patient ID Re-attending within 3 months - Children	10	399	2.5%	9.4%	11.6%	11.9%
% of FP17s for the same patient ID Re-attending within 3 months - Adults	131	1,238	10.6%	12.6%	15.2%	15.9%
% of FP17s for the same patient ID Re-attending between 3 & 9 months - Children	184	399	46.1%	58.5%	59.1%	58.1%
% of FP17s for the same patient ID Re-attending between 3 & 9 months - Adults	392	1,238	31.7%	49.8%	51.7%	50.6%
% of FP17s for Band 1 Urgent Courses	113	1,626	6.9%	7.0%	8.0%	9.1%
% of FP17s Relating to Free Repair or Replacements	23	1,626	1.4%	0.7%	0.8%	0.8%
% of FP17s Relating to Continuations	30	1,626	1.8%	1.1%	1.0%	1.1%
% of Patients satisfied with the dentistry they have received	2	2	N/A	91.7%	91.5%	91.4%
% of Patients satisfied with the time they had to wait for an appointment	2	2	N/A	90.2%	88.2%	87.7%

* This is based on patients treated on this contract for their most recent course of treatment. Figures in italics indicate the base number of FP17s or Patient Questionnaire responses are less than 100. N/A is shown where the base number of responses is less than 10 during the period. % is calculated as Quantity/Base number*100

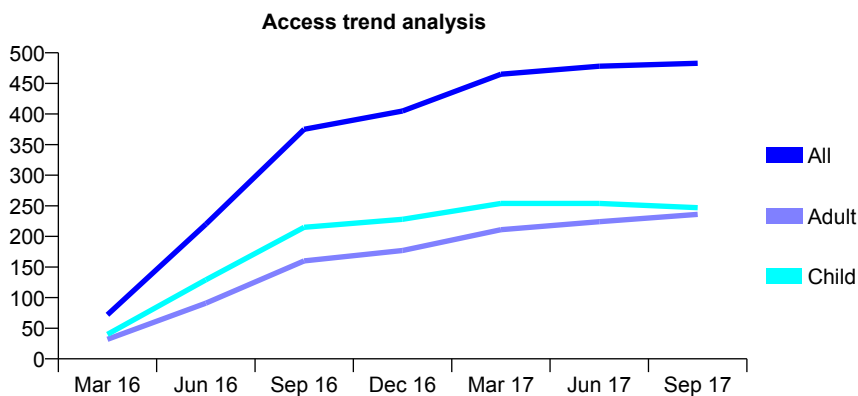
Q53 - Vital Signs At a Glance Contract Report for 499579/0001 - September 2017

Name or company name	MR SR GIBSON-SEXTON
Contract type name	GDS Contract
Purpose of contract	General
Contract start date	01/12/2015
Contract end date	

17/18 Contracted general activity (UDA)	1,192
Carry forward general activity (UDA)	20
17/18 Contracted orthodontic activity (UOA)	0
Carry forward orthodontic activity (UOA)	0
Baseline contract value	£25,859.64

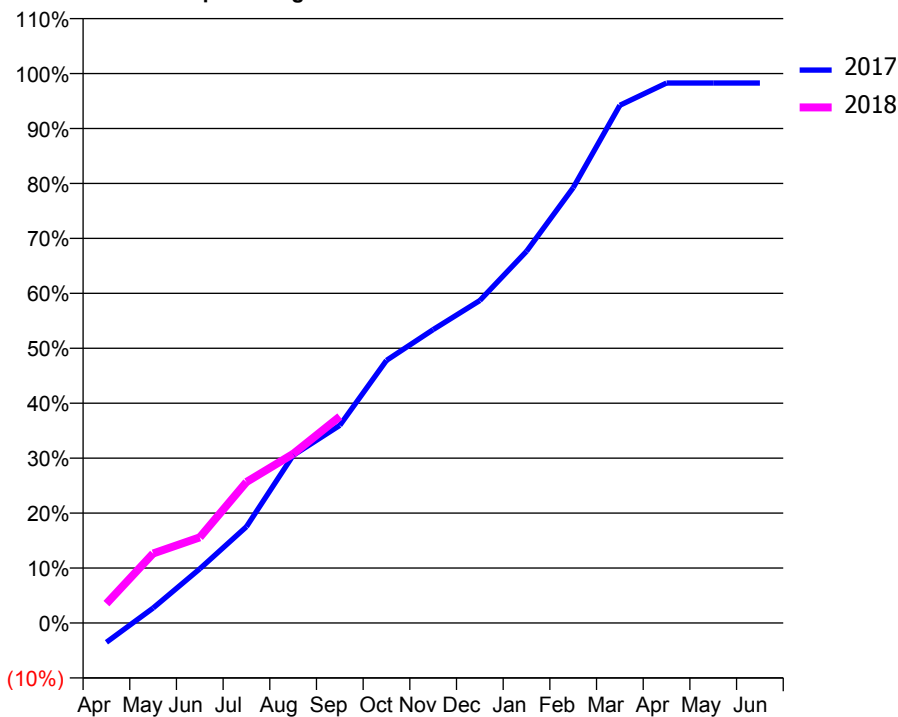
ACCESS*

Patients seen in 24 months	Total	Change since previous quarter
Quarter ending September 2016	375	
Quarter ending December 2016	405	↑
Quarter ending March 2017	465	↑
Quarter ending June 2017	478	↑
Quarter ending September 2017	483	→
Variance since September 2016	28.8%	↑



ACTIVITY

Cumulative percentage of contracted UDA delivered 2017 & 2018



Month	Adjusted Scheduled Activity (UDA)	
	2017	2018
April	-42	42
May	33	151
June	118	186
July	209	306
August	364	367
September	429	448
October	570	
November	636	
December	700	
January	806	
February	944	
March	1,123	
April	1,171	
May	1,171	
June	1,171	

QUALITY

	Quantity	Base Number	Contract	AT	Region	England
% of FP17s for the same patient ID Re-attending within 3 months - Children	14	183	7.7%	9.4%	11.6%	11.9%
% of FP17s for the same patient ID Re-attending within 3 months - Adults	17	157	10.8%	12.6%	15.2%	15.9%
% of FP17s for the same patient ID Re-attending between 3 & 9 months - Children	127	183	69.4%	58.5%	59.1%	58.1%
% of FP17s for the same patient ID Re-attending between 3 & 9 months - Adults	96	157	61.1%	49.8%	51.7%	50.6%
% of FP17s for Band 1 Urgent Courses	5	321	1.6%	7.0%	8.0%	9.1%
% of FP17s Relating to Free Repair or Replacements	0	321	0.0%	0.7%	0.8%	0.8%
% of FP17s Relating to Continuations	0	321	0.0%	1.1%	1.0%	1.1%
% of Patients satisfied with the dentistry they have received	2	2	N/A	91.7%	91.5%	91.4%
% of Patients satisfied with the time they had to wait for an appointment	2	2	N/A	90.2%	88.2%	87.7%

* This is based on patients treated on this contract for their most recent course of treatment. Figures in italics indicate the base number of FP17s or Patient Questionnaire responses are less than 100. N/A is shown where the base number of responses is less than 10 during the period. % is calculated as Quantity/Base number*100

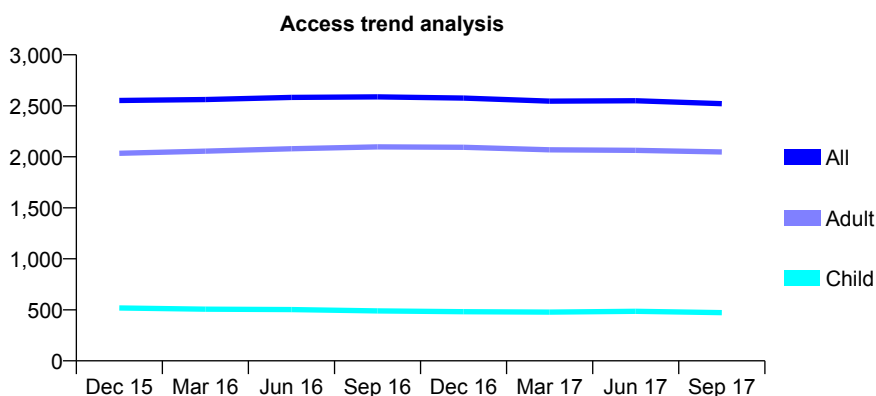
Q53 - Vital Signs At a Glance Contract Report for 564931/0001 - September 2017

Name or company name	MR PC SEE
Contract type name	GDS Contract
Purpose of contract	General
Contract start date	01/04/2006
Contract end date	

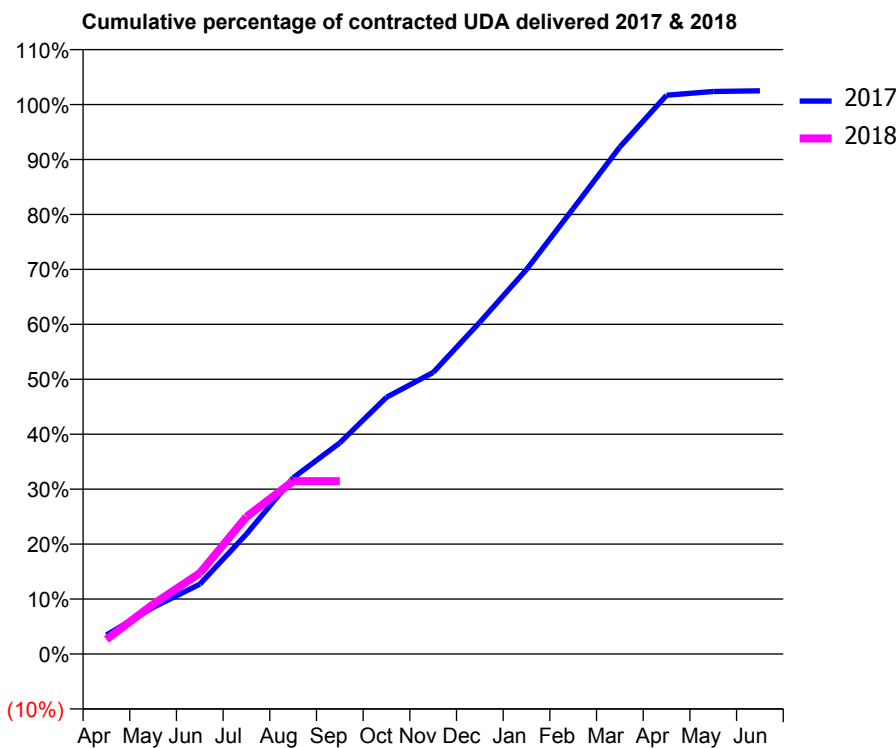
17/18 Contracted general activity (UDA)	7,635
Carry forward general activity (UDA)	-153
17/18 Contracted orthodontic activity (UOA)	0
Carry forward orthodontic activity (UOA)	0
Baseline contract value	£188,955.64

ACCESS*

Patients seen in 24 months	Total	Change since previous quarter
Quarter ending September 2016	2,588	
Quarter ending December 2016	2,576	→
Quarter ending March 2017	2,546	↓
Quarter ending June 2017	2,550	→
Quarter ending September 2017	2,521	↓
Variance since September 2016	(2.6%)	↓



ACTIVITY



Month	Adjusted Scheduled Activity (UDA)	
	2017	2018
April	264	203
May	648	692
June	970	1,123
July	1,667	1,907
August	2,449	2,402
September	2,935	2,402
October	3,568	
November	3,912	
December	4,610	
January	5,343	
February	6,189	
March	7,046	
April	7,763	
May	7,816	
June	7,825	

QUALITY

	Quantity	Base Number	Contract	AT	Region	England
% of FP17s for the same patient ID Re-attending within 3 months - Children	26	265	9.8%	9.4%	11.6%	11.9%
% of FP17s for the same patient ID Re-attending within 3 months - Adults	291	1,290	22.6%	12.6%	15.2%	15.9%
% of FP17s for the same patient ID Re-attending between 3 & 9 months - Children	104	265	39.2%	58.5%	59.1%	58.1%
% of FP17s for the same patient ID Re-attending between 3 & 9 months - Adults	578	1,290	44.8%	49.8%	51.7%	50.6%
% of FP17s for Band 1 Urgent Courses	170	1,227	13.9%	7.0%	8.0%	9.1%
% of FP17s Relating to Free Repair or Replacements	44	1,227	3.6%	0.7%	0.8%	0.8%
% of FP17s Relating to Continuations	28	1,227	2.3%	1.1%	1.0%	1.1%
% of Patients satisfied with the dentistry they have received	5	5	N/A	91.7%	91.5%	91.4%
% of Patients satisfied with the time they had to wait for an appointment	5	5	N/A	90.2%	88.2%	87.7%

* This is based on patients treated on this contract for their most recent course of treatment. Figures in italics indicate the base number of FP17s or Patient Questionnaire responses are less than 100. N/A is shown where the base number of responses is less than 10 during the period. % is calculated as Quantity/Base number*100

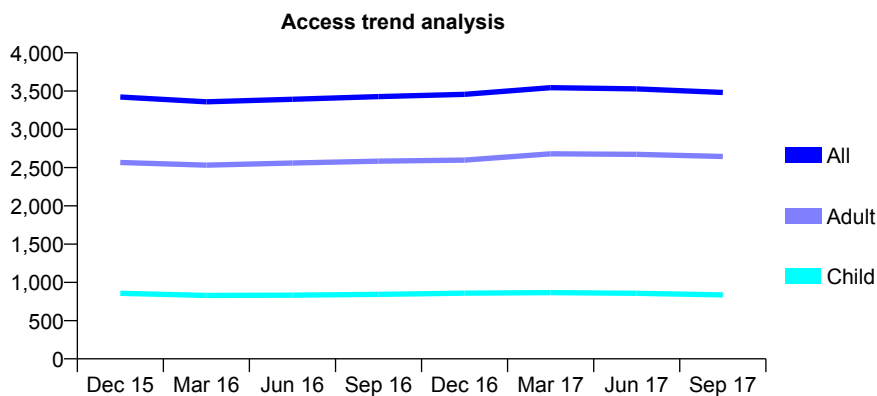
Q53 - Vital Signs At a Glance Contract Report for 569925/0001 - September 2017

Name or company name	MR AR ASHTON
Contract type name	GDS Contract
Purpose of contract	General
Contract start date	01/04/2006
Contract end date	

17/18 Contracted general activity (UDA)	9,986
Carry forward general activity (UDA)	-23
17/18 Contracted orthodontic activity (UOA)	0
Carry forward orthodontic activity (UOA)	0
Baseline contract value	£244,229.63

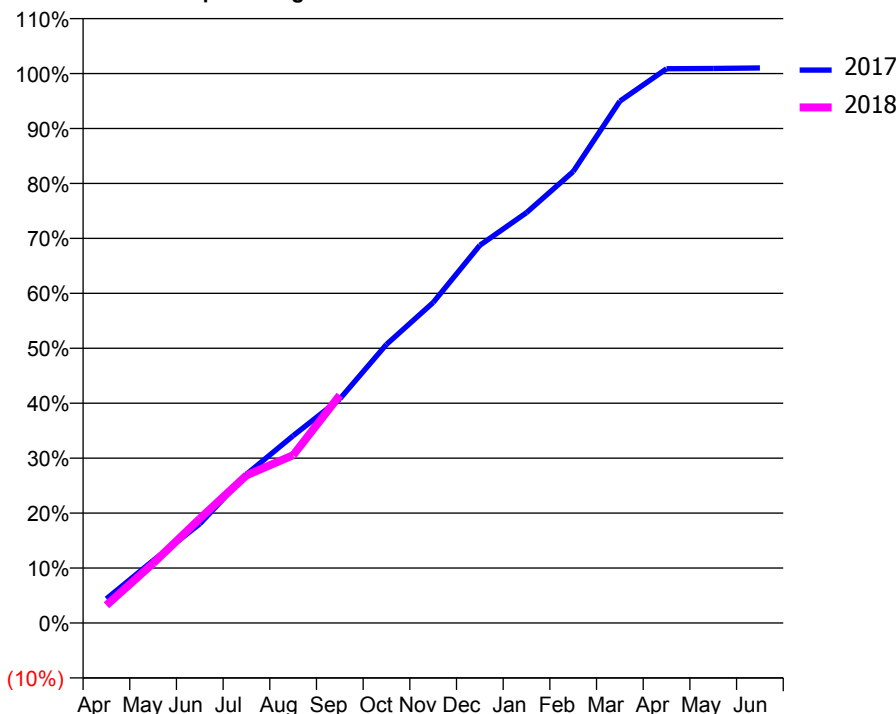
ACCESS*

Patients seen in 24 months	Total	Change since previous quarter
Quarter ending September 2016	3,427	
Quarter ending December 2016	3,457	→
Quarter ending March 2017	3,544	↑
Quarter ending June 2017	3,529	→
Quarter ending September 2017	3,481	↓
Variance since September 2016	1.6%	→



ACTIVITY

Cumulative percentage of contracted UDA delivered 2017 & 2018



Month	Adjusted Scheduled Activity (UDA)	
	2017	2018
April	440	324
May	1,135	1,084
June	1,802	1,897
July	2,704	2,683
August	3,404	3,051
September	4,072	4,140
October	5,064	
November	5,825	
December	6,863	
January	7,458	
February	8,204	
March	9,485	
April	10,074	
May	10,078	
June	10,087	

QUALITY

	Quantity	Base Number	Contract	AT	Region	England
% of FP17s for the same patient ID Re-attending within 3 months - Children	30	538	5.6%	9.4%	11.6%	11.9%
% of FP17s for the same patient ID Re-attending within 3 months - Adults	127	1,588	8.0%	12.6%	15.2%	15.9%
% of FP17s for the same patient ID Re-attending between 3 & 9 months - Children	293	538	54.5%	58.5%	59.1%	58.1%
% of FP17s for the same patient ID Re-attending between 3 & 9 months - Adults	948	1,588	59.7%	49.8%	51.7%	50.6%
% of FP17s for Band 1 Urgent Courses	73	1,923	3.8%	7.0%	8.0%	9.1%
% of FP17s Relating to Free Repair or Replacements	14	1,923	0.7%	0.7%	0.8%	0.8%
% of FP17s Relating to Continuations	36	1,923	1.9%	1.1%	1.0%	1.1%
% of Patients satisfied with the dentistry they have received	7	7	N/A	91.7%	91.5%	91.4%
% of Patients satisfied with the time they had to wait for an appointment	7	7	N/A	90.2%	88.2%	87.7%

* This is based on patients treated on this contract for their most recent course of treatment. Figures in italics indicate the base number of FP17s or Patient Questionnaire responses are less than 100. N/A is shown where the base number of responses is less than 10 during the period. % is calculated as Quantity/Base number*100

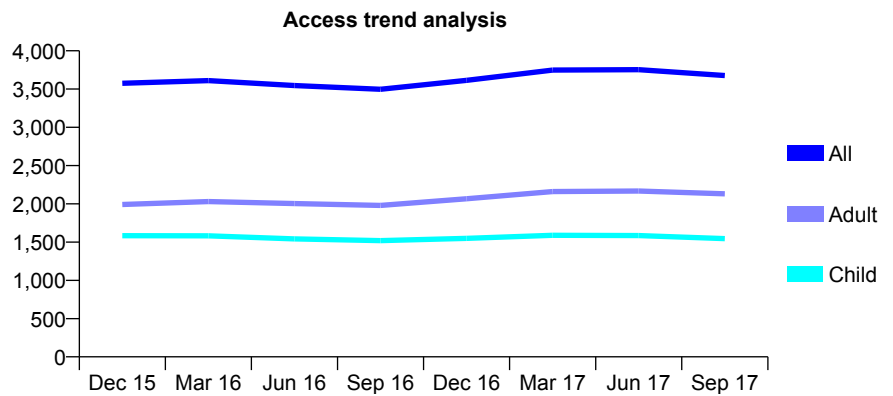
Q53 - Vital Signs At a Glance Contract Report for 574422/0001 - September 2017

Name or company name	MR R OSMAN
Contract type name	GDS Contract
Purpose of contract	General and Orthodontic
Contract start date	01/04/2006
Contract end date	

17/18 Contracted general activity (UDA)	5,528
Carry forward general activity (UDA)	0
17/18 Contracted orthodontic activity (UOA)	1,188
Carry forward orthodontic activity (UOA)	0
Baseline contract value	£208,225.75

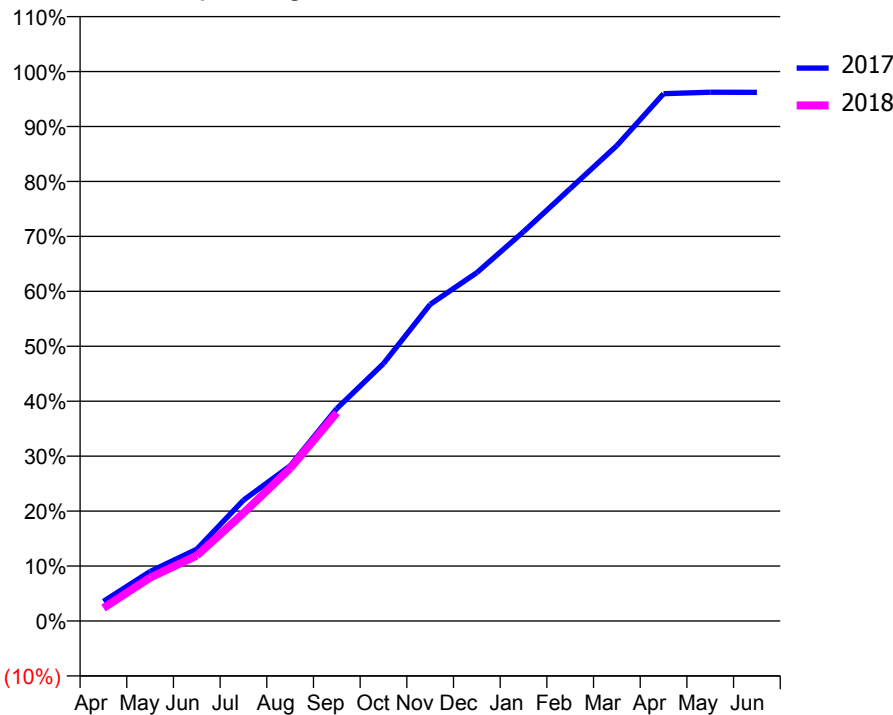
ACCESS*

Patients seen in 24 months	Total	Change since previous quarter
Quarter ending September 2016	3,498	
Quarter ending December 2016	3,614	↑
Quarter ending March 2017	3,749	↑
Quarter ending June 2017	3,754	→
Quarter ending September 2017	3,676	↓
Variance since September 2016	5.1%	↑



ACTIVITY

Cumulative percentage of contracted UDA delivered 2017 & 2018



Month	Adjusted Scheduled Activity (UDA)	
	2017	2018
April	198	131
May	499	437
June	722	658
July	1,215	1,085
August	1,561	1,536
September	2,138	2,095
October	2,590	
November	3,185	
December	3,505	
January	3,917	
February	4,350	
March	4,783	
April	5,305	
May	5,319	
June	5,318	

QUALITY

	Quantity	Base Number	Contract	AT	Region	England
% of FP17s for the same patient ID Re-attending within 3 months - Children	154	1,221	12.6%	9.4%	11.6%	11.9%
% of FP17s for the same patient ID Re-attending within 3 months - Adults	170	1,416	12.0%	12.6%	15.2%	15.9%
% of FP17s for the same patient ID Re-attending between 3 & 9 months - Children	716	1,221	58.6%	58.5%	59.1%	58.1%
% of FP17s for the same patient ID Re-attending between 3 & 9 months - Adults	819	1,416	57.8%	49.8%	51.7%	50.6%
% of FP17s for Band 1 Urgent Courses	63	1,200	5.3%	7.0%	8.0%	9.1%
% of FP17s Relating to Free Repair or Replacements	7	1,200	0.6%	0.7%	0.8%	0.8%
% of FP17s Relating to Continuations	11	1,200	0.9%	1.1%	1.0%	1.1%
% of Patients satisfied with the dentistry they have received	14	14	100.0%	91.7%	91.5%	91.4%
% of Patients satisfied with the time they had to wait for an appointment	14	14	100.0%	90.2%	88.2%	87.7%

* This is based on patients treated on this contract for their most recent course of treatment. Figures in italics indicate the base number of FP17s or Patient Questionnaire responses are less than 100. N/A is shown where the base number of responses is less than 10 during the period. % is calculated as Quantity/Base number*100

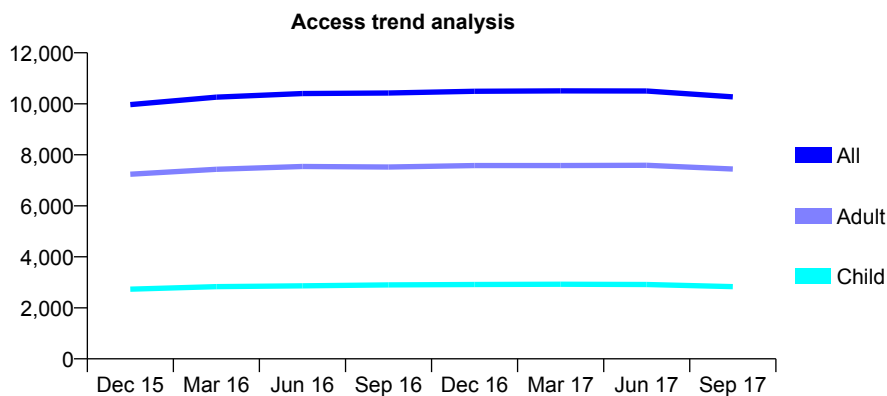
Q53 - Vital Signs At a Glance Contract Report for 574422/0002 - September 2017

Name or company name	MR R OSMAN
Contract type name	GDS Contract
Purpose of contract	General and Orthodontic
Contract start date	01/04/2006
Contract end date	

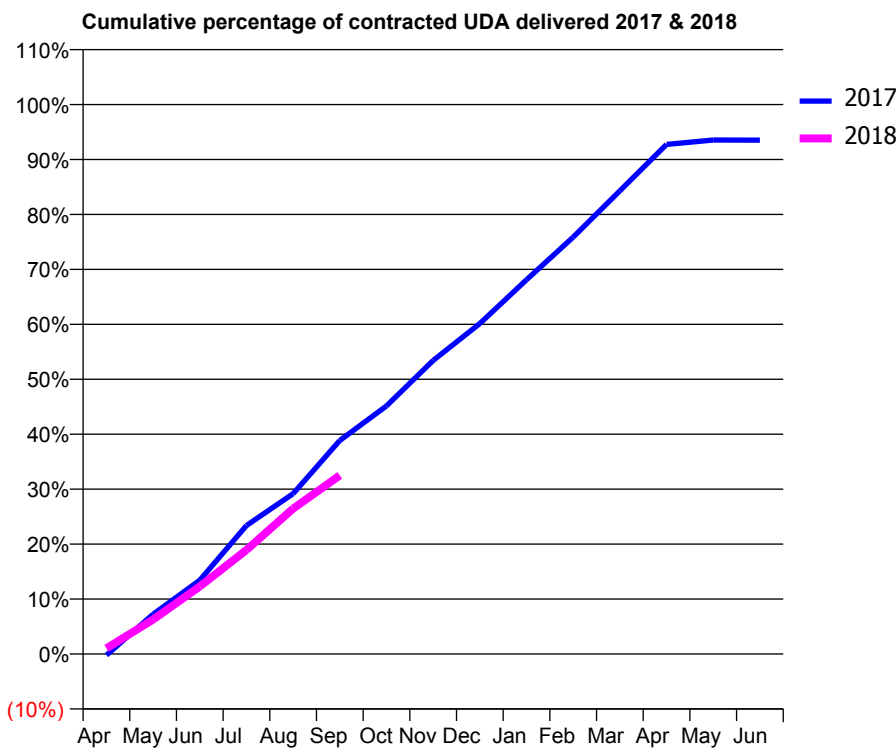
17/18 Contracted general activity (UDA)	30,693
Carry forward general activity (UDA)	0
17/18 Contracted orthodontic activity (UOA)	1,672
Carry forward orthodontic activity (UOA)	0
Baseline contract value	£898,178.07

ACCESS*

Patients seen in 24 months	Total	Change since previous quarter
Quarter ending September 2016	10,424	
Quarter ending December 2016	10,494	→
Quarter ending March 2017	10,505	→
Quarter ending June 2017	10,504	→
Quarter ending September 2017	10,272	↓
Variance since September 2016	(1.5%)	↓



ACTIVITY



Month	Adjusted Scheduled Activity (UDA)	
	2017	2018
April	-74	320
May	2,225	1,923
June	4,124	3,771
July	7,177	5,813
August	8,953	8,121
September	11,925	9,974
October	13,858	
November	16,397	
December	18,464	
January	20,907	
February	23,285	
March	25,869	
April	28,462	
May	28,706	
June	28,705	

QUALITY

	Quantity	Base Number	Contract	AT	Region	England
% of FP17s for the same patient ID Re-attending within 3 months - Children	323	1,953	16.5%	9.4%	11.6%	11.9%
% of FP17s for the same patient ID Re-attending within 3 months - Adults	841	4,323	19.5%	12.6%	15.2%	15.9%
% of FP17s for the same patient ID Re-attending between 3 & 9 months - Children	939	1,953	48.1%	58.5%	59.1%	58.1%
% of FP17s for the same patient ID Re-attending between 3 & 9 months - Adults	1,840	4,323	42.6%	49.8%	51.7%	50.6%
% of FP17s for Band 1 Urgent Courses	532	4,454	11.9%	7.0%	8.0%	9.1%
% of FP17s Relating to Free Repair or Replacements	58	4,454	1.3%	0.7%	0.8%	0.8%
% of FP17s Relating to Continuations	67	4,454	1.5%	1.1%	1.0%	1.1%
% of Patients satisfied with the dentistry they have received	46	46	100.0%	91.7%	91.5%	91.4%
% of Patients satisfied with the time they had to wait for an appointment	40	46	87.0%	90.2%	88.2%	87.7%

* This is based on patients treated on this contract for their most recent course of treatment. Figures in italics indicate the base number of FP17s or Patient Questionnaire responses are less than 100. N/A is shown where the base number of responses is less than 10 during the period. % is calculated as Quantity/Base number*100

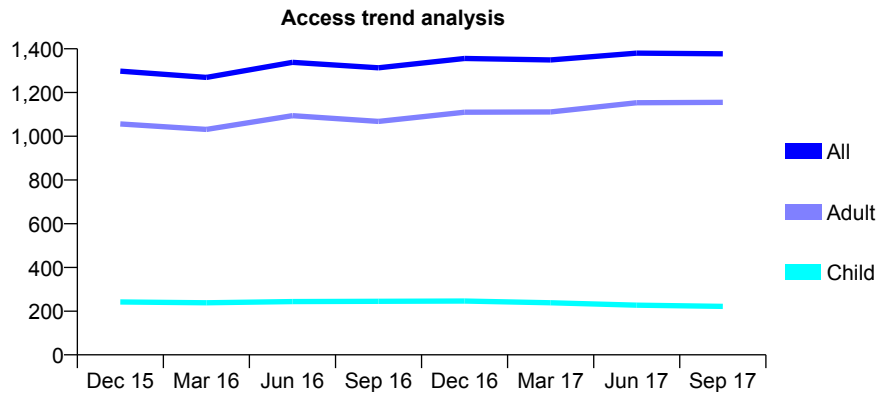
Q53 - Vital Signs At a Glance Contract Report for 574546/0001 - September 2017

Name or company name	MR PS THIARA
Contract type name	GDS Contract
Purpose of contract	General
Contract start date	01/04/2006
Contract end date	

17/18 Contracted general activity (UDA)	3,800
Carry forward general activity (UDA)	0
17/18 Contracted orthodontic activity (UOA)	0
Carry forward orthodontic activity (UOA)	0
Baseline contract value	£95,999.61

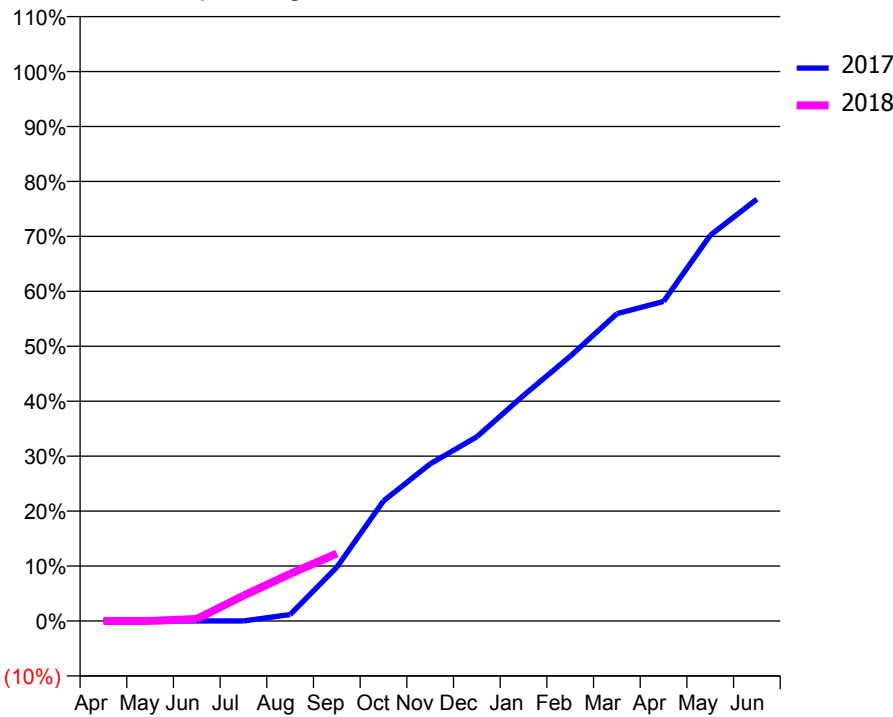
ACCESS*

Patients seen in 24 months	Total	Change since previous quarter
Quarter ending September 2016	1,313	
Quarter ending December 2016	1,356	↑
Quarter ending March 2017	1,349	→
Quarter ending June 2017	1,380	↑
Quarter ending September 2017	1,377	→
Variance since September 2016	4.9%	↑



ACTIVITY

Cumulative percentage of contracted UDA delivered 2017 & 2018



Month	Adjusted Scheduled Activity (UDA)	
	2017	2018
April	0	0
May	0	0
June	0	14
July	0	176
August	45	326
September	372	467
October	830	
November	1,087	
December	1,274	
January	1,560	
February	1,831	
March	2,125	
April	2,210	
May	2,667	
June	2,917	

QUALITY

	Quantity	Base Number	Contract	AT	Region	England
% of FP17s for the same patient ID Re-attending within 3 months - Children	2	117	1.7%	9.4%	11.6%	11.9%
% of FP17s for the same patient ID Re-attending within 3 months - Adults	8	413	1.9%	12.6%	15.2%	15.9%
% of FP17s for the same patient ID Re-attending between 3 & 9 months - Children	51	117	43.6%	58.5%	59.1%	58.1%
% of FP17s for the same patient ID Re-attending between 3 & 9 months - Adults	158	413	38.3%	49.8%	51.7%	50.6%
% of FP17s for Band 1 Urgent Courses	0	227	0.0%	7.0%	8.0%	9.1%
% of FP17s Relating to Free Repair or Replacements	0	227	0.0%	0.7%	0.8%	0.8%
% of FP17s Relating to Continuations	0	227	0.0%	1.1%	1.0%	1.1%
% of Patients satisfied with the dentistry they have received	5	6	N/A	91.7%	91.5%	91.4%
% of Patients satisfied with the time they had to wait for an appointment	5	6	N/A	90.2%	88.2%	87.7%

* This is based on patients treated on this contract for their most recent course of treatment. Figures in italics indicate the base number of FP17s or Patient Questionnaire responses are less than 100. N/A is shown where the base number of responses is less than 10 during the period. % is calculated as Quantity/Base number*100

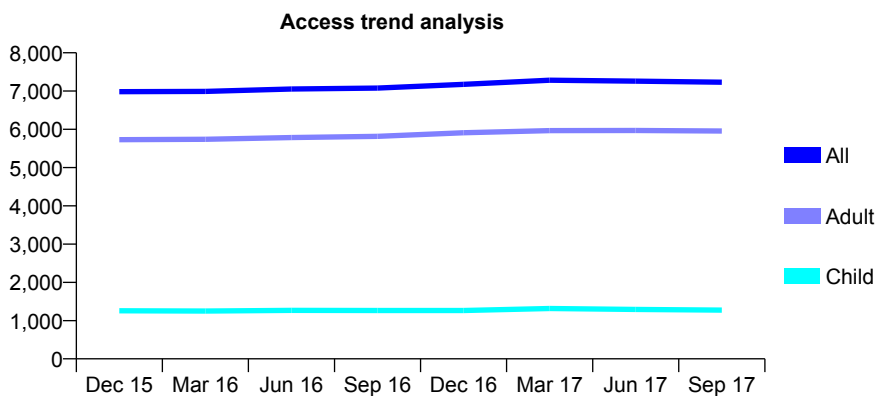
Q53 - Vital Signs At a Glance Contract Report for 575186/0002 - September 2017

Name or company name	MR S OWEN
Contract type name	Pilot Contract
Purpose of contract	General
Contract start date	01/04/2006
Contract end date	

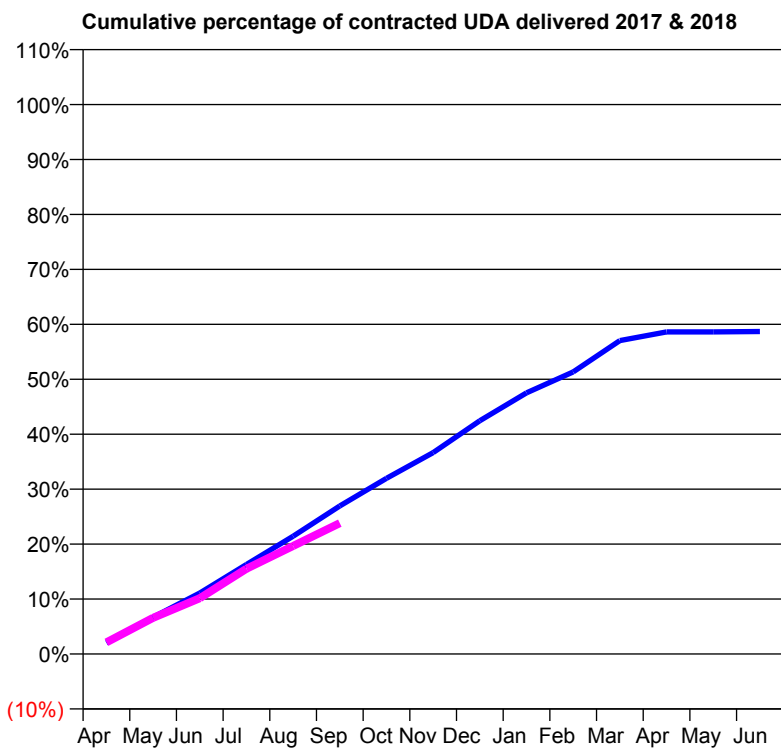
17/18 Contracted general activity (UDA)	23,300
Carry forward general activity (UDA)	0
17/18 Contracted orthodontic activity (UOA)	0
Carry forward orthodontic activity (UOA)	0
Baseline contract value	£690,654.42

ACCESS*

Patients seen in 24 months	Total	Change since previous quarter
Quarter ending September 2016	7,079	
Quarter ending December 2016	7,174	→
Quarter ending March 2017	7,282	→
Quarter ending June 2017	7,260	→
Quarter ending September 2017	7,231	→
Variance since September 2016	2.1%	↑



ACTIVITY



Adjusted Scheduled Activity (UDA)		
Month	2017	2018
April	470	495
May	1,566	1,536
June	2,585	2,368
July	3,795	3,617
August	4,993	4,582
September	6,281	5,550
October	7,449	
November	8,539	
December	9,893	
January	11,076	
February	11,960	
March	13,288	
April	13,657	
May	13,659	
June	13,673	

QUALITY

	Quantity	Base Number	Contract	AT	Region	England
% of FP17s for the same patient ID Re-attending within 3 months - Children	13	726	1.8%	9.4%	11.6%	11.9%
% of FP17s for the same patient ID Re-attending within 3 months - Adults	167	2,907	5.7%	12.6%	15.2%	15.9%
% of FP17s for the same patient ID Re-attending between 3 & 9 months - Children	377	726	51.9%	58.5%	59.1%	58.1%
% of FP17s for the same patient ID Re-attending between 3 & 9 months - Adults	992	2,907	34.1%	49.8%	51.7%	50.6%
% of FP17s for Band 1 Urgent Courses	212	3,343	6.3%	7.0%	8.0%	9.1%
% of FP17s Relating to Free Repair or Replacements	2	3,343	0.1%	0.7%	0.8%	0.8%
% of FP17s Relating to Continuations	11	3,343	0.3%	1.1%	1.0%	1.1%
% of Patients satisfied with the dentistry they have received	15	16	93.8%	91.7%	91.5%	91.4%
% of Patients satisfied with the time they had to wait for an appointment	13	16	81.3%	90.2%	88.2%	87.7%

* This is based on patients treated on this contract for their most recent course of treatment. Figures in italics indicate the base number of FP17s or Patient Questionnaire responses are less than 100. N/A is shown where the base number of responses is less than 10 during the period. % is calculated as Quantity/Base number*100

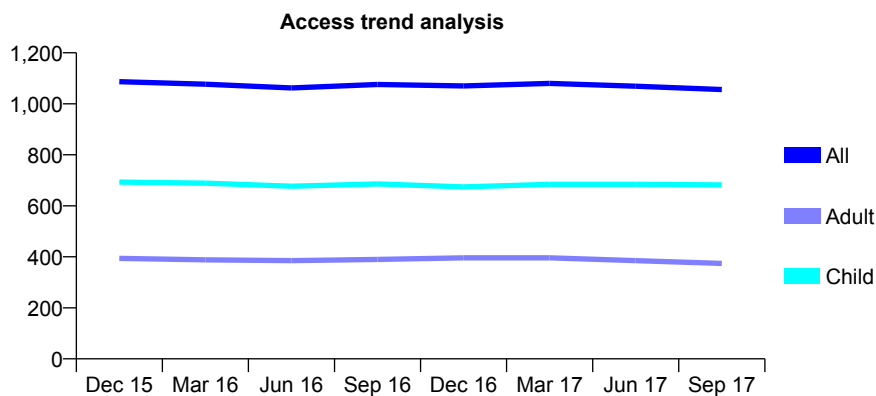
Q53 - Vital Signs At a Glance Contract Report for 575798/0001 - September 2017

Name or company name	MR CJ MEIXNER
Contract type name	GDS Contract
Purpose of contract	General
Contract start date	01/04/2006
Contract end date	

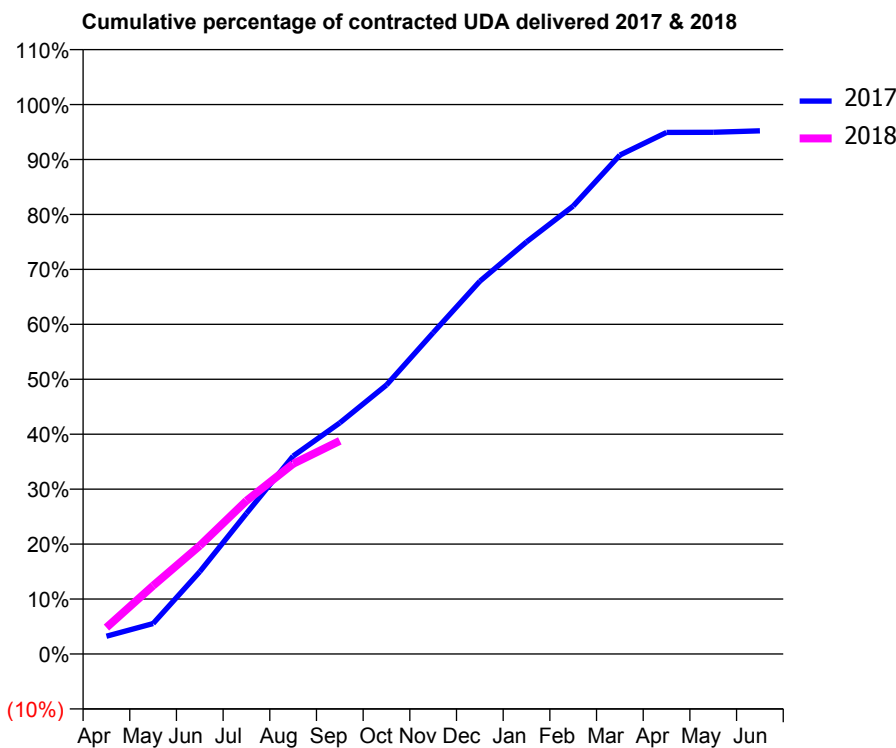
17/18 Contracted general activity (UDA)	2,750
Carry forward general activity (UDA)	0
17/18 Contracted orthodontic activity (UOA)	0
Carry forward orthodontic activity (UOA)	0
Baseline contract value	£71,531.66

ACCESS*

Patients seen in 24 months	Total	Change since previous quarter
Quarter ending September 2016	1,076	
Quarter ending December 2016	1,070	→
Quarter ending March 2017	1,080	→
Quarter ending June 2017	1,069	↓
Quarter ending September 2017	1,056	↓
Variance since September 2016	(1.9%)	↓



ACTIVITY



Adjusted Scheduled Activity (UDA)		
Month	2017	2018
April	89	132
May	153	342
June	412	542
July	704	767
August	991	952
September	1,157	1,067
October	1,347	
November	1,608	
December	1,865	
January	2,062	
February	2,242	
March	2,497	
April	2,610	
May	2,611	
June	2,618	

QUALITY

	Quantity	Base Number	Contract	AT	Region	England
% of FP17s for the same patient ID Re-attending within 3 months - Children	26	516	5.0%	9.4%	11.6%	11.9%
% of FP17s for the same patient ID Re-attending within 3 months - Adults	56	211	26.5%	12.6%	15.2%	15.9%
% of FP17s for the same patient ID Re-attending between 3 & 9 months - Children	365	516	70.7%	58.5%	59.1%	58.1%
% of FP17s for the same patient ID Re-attending between 3 & 9 months - Adults	104	211	49.3%	49.8%	51.7%	50.6%
% of FP17s for Band 1 Urgent Courses	46	661	7.0%	7.0%	8.0%	9.1%
% of FP17s Relating to Free Repair or Replacements	3	661	0.5%	0.7%	0.8%	0.8%
% of FP17s Relating to Continuations	0	661	0.0%	1.1%	1.0%	1.1%
% of Patients satisfied with the dentistry they have received	2	2	N/A	91.7%	91.5%	91.4%
% of Patients satisfied with the time they had to wait for an appointment	2	2	N/A	90.2%	88.2%	87.7%

* This is based on patients treated on this contract for their most recent course of treatment. Figures in italics indicate the base number of FP17s or Patient Questionnaire responses are less than 100. N/A is shown where the base number of responses is less than 10 during the period. % is calculated as Quantity/Base number*100

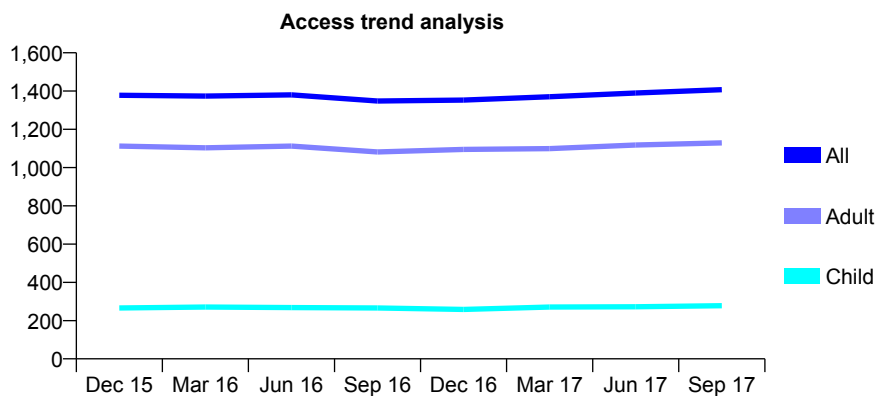
Q53 - Vital Signs At a Glance Contract Report for 619744/0005 - September 2017

Name or company name	MR AM WILLIAMS
Contract type name	GDS Contract
Purpose of contract	General
Contract start date	02/07/2012
Contract end date	

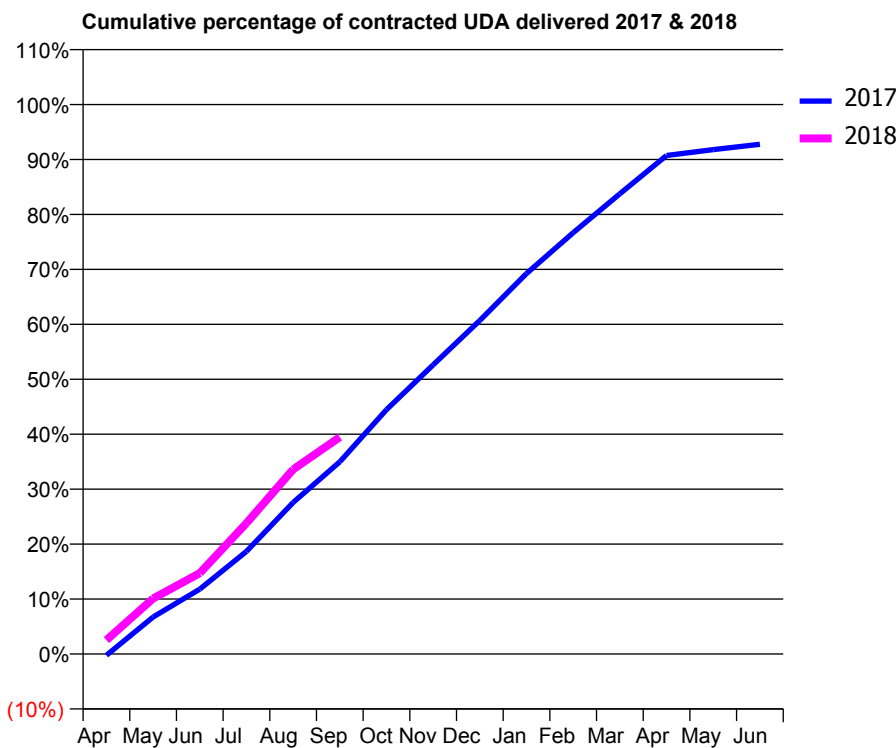
17/18 Contracted general activity (UDA)	3,761
Carry forward general activity (UDA)	0
17/18 Contracted orthodontic activity (UOA)	0
Carry forward orthodontic activity (UOA)	0
Baseline contract value	£77,636.63

ACCESS*

Patients seen in 24 months	Total	Change since previous quarter
Quarter ending September 2016	1,348	
Quarter ending December 2016	1,353	→
Quarter ending March 2017	1,370	→
Quarter ending June 2017	1,390	→
Quarter ending September 2017	1,407	→
Variance since September 2016	4.4%	↑



ACTIVITY



Month	Adjusted Scheduled Activity (UDA)	
	2017	2018
April	-10	96
May	253	380
June	444	554
July	702	896
August	1,037	1,264
September	1,315	1,485
October	1,673	
November	1,979	
December	2,283	
January	2,604	
February	2,883	
March	3,150	
April	3,412	
May	3,452	
June	3,488	

QUALITY

	Quantity	Base Number	Contract	AT	Region	England
% of FP17s for the same patient ID Re-attending within 3 months - Children	5	194	2.6%	9.4%	11.6%	11.9%
% of FP17s for the same patient ID Re-attending within 3 months - Adults	110	905	12.2%	12.6%	15.2%	15.9%
% of FP17s for the same patient ID Re-attending between 3 & 9 months - Children	129	194	66.5%	58.5%	59.1%	58.1%
% of FP17s for the same patient ID Re-attending between 3 & 9 months - Adults	591	905	65.3%	49.8%	51.7%	50.6%
% of FP17s for Band 1 Urgent Courses	88	986	8.9%	7.0%	8.0%	9.1%
% of FP17s Relating to Free Repair or Replacements	11	986	1.1%	0.7%	0.8%	0.8%
% of FP17s Relating to Continuations	7	986	0.7%	1.1%	1.0%	1.1%
% of Patients satisfied with the dentistry they have received	19	19	100.0%	91.7%	91.5%	91.4%
% of Patients satisfied with the time they had to wait for an appointment	19	19	100.0%	90.2%	88.2%	87.7%

* This is based on patients treated on this contract for their most recent course of treatment. Figures in italics indicate the base number of FP17s or Patient Questionnaire responses are less than 100. N/A is shown where the base number of responses is less than 10 during the period. % is calculated as Quantity/Base number*100

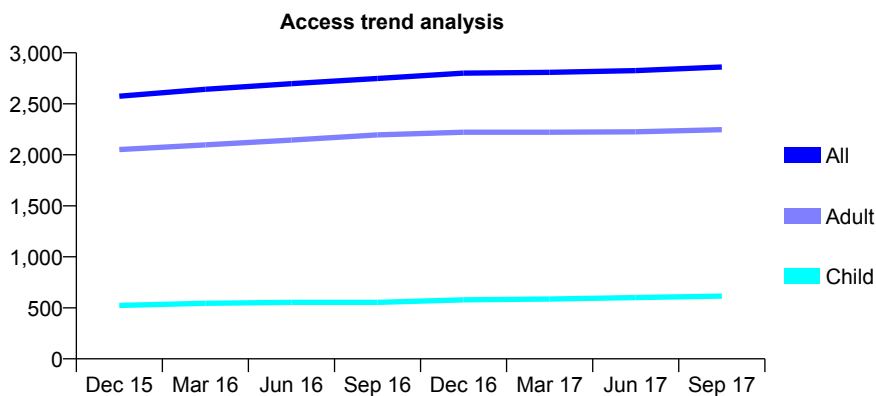
Q53 - Vital Signs At a Glance Contract Report for 619744/0006 - September 2017

Name or company name	MR AM WILLIAMS
Contract type name	GDS Contract
Purpose of contract	General and Orthodontic
Contract start date	02/07/2012
Contract end date	

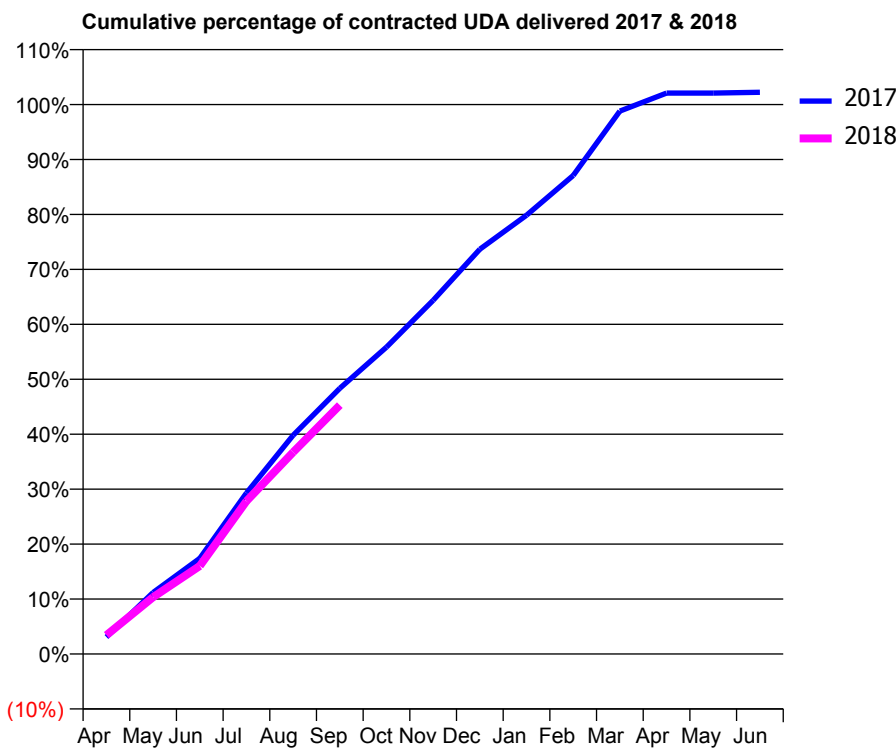
17/18 Contracted general activity (UDA)	7,452
Carry forward general activity (UDA)	0
17/18 Contracted orthodontic activity (UOA)	409
Carry forward orthodontic activity (UOA)	0
Baseline contract value	£180,651.20

ACCESS*

Patients seen in 24 months	Total	Change since previous quarter
Quarter ending September 2016	2,748	
Quarter ending December 2016	2,800	→
Quarter ending March 2017	2,808	→
Quarter ending June 2017	2,825	→
Quarter ending September 2017	2,861	→
Variance since September 2016	4.1%	↑



ACTIVITY



Month	Adjusted Scheduled Activity (UDA)	
	2017	2018
April	230	255
May	835	771
June	1,297	1,194
July	2,183	2,074
August	2,967	2,737
September	3,604	3,375
October	4,161	
November	4,797	
December	5,490	
January	5,950	
February	6,489	
March	7,362	
April	7,608	
May	7,608	
June	7,618	

QUALITY

	Quantity	Base Number	Contract	AT	Region	England
% of FP17s for the same patient ID Re-attending within 3 months - Children	33	483	6.8%	9.4%	11.6%	11.9%
% of FP17s for the same patient ID Re-attending within 3 months - Adults	190	1,655	11.5%	12.6%	15.2%	15.9%
% of FP17s for the same patient ID Re-attending between 3 & 9 months - Children	303	483	62.7%	58.5%	59.1%	58.1%
% of FP17s for the same patient ID Re-attending between 3 & 9 months - Adults	1,041	1,655	62.9%	49.8%	51.7%	50.6%
% of FP17s for Band 1 Urgent Courses	146	1,986	7.4%	7.0%	8.0%	9.1%
% of FP17s Relating to Free Repair or Replacements	13	1,986	0.7%	0.7%	0.8%	0.8%
% of FP17s Relating to Continuations	35	1,986	1.8%	1.1%	1.0%	1.1%
% of Patients satisfied with the dentistry they have received	9	9	N/A	91.7%	91.5%	91.4%
% of Patients satisfied with the time they had to wait for an appointment	7	9	N/A	90.2%	88.2%	87.7%

* This is based on patients treated on this contract for their most recent course of treatment. Figures in italics indicate the base number of FP17s or Patient Questionnaire responses are less than 100. N/A is shown where the base number of responses is less than 10 during the period. % is calculated as Quantity/Base number*100

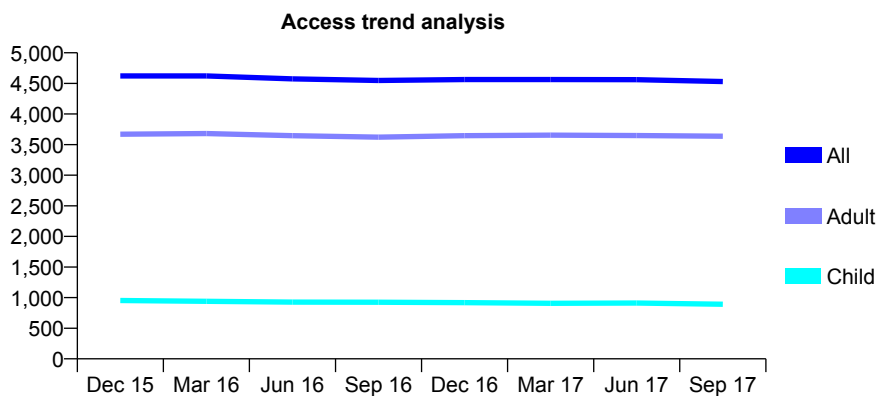
Q53 - Vital Signs At a Glance Contract Report for 626171/0001 - September 2017

Name or company name	MR MG HASSALL
Contract type name	GDS Contract
Purpose of contract	General
Contract start date	01/04/2006
Contract end date	

17/18 Contracted general activity (UDA)	12,950
Carry forward general activity (UDA)	-144
17/18 Contracted orthodontic activity (UOA)	0
Carry forward orthodontic activity (UOA)	0
Baseline contract value	£267,321.00

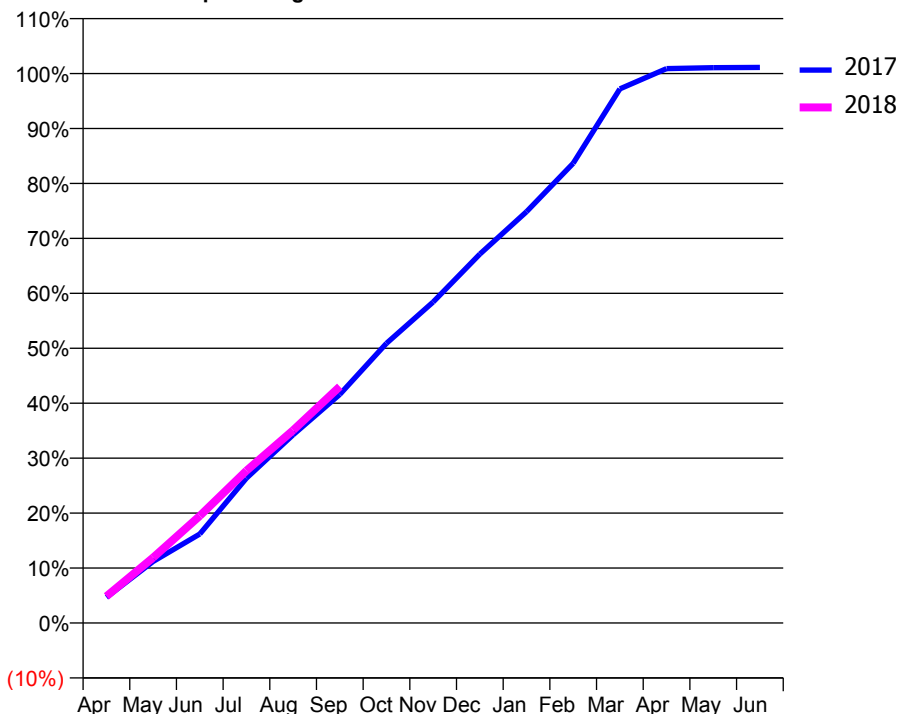
ACCESS*

Patients seen in 24 months	Total	Change since previous quarter
Quarter ending September 2016	4,547	
Quarter ending December 2016	4,564	→
Quarter ending March 2017	4,563	→
Quarter ending June 2017	4,560	→
Quarter ending September 2017	4,531	→
Variance since September 2016	(0.4%)	→



ACTIVITY

Cumulative percentage of contracted UDA delivered 2017 & 2018



Month	Adjusted Scheduled Activity (UDA)	
	2017	2018
April	605	630
May	1,452	1,543
June	2,096	2,524
July	3,414	3,592
August	4,435	4,543
September	5,387	5,573
October	6,591	
November	7,565	
December	8,694	
January	9,694	
February	10,835	
March	12,586	
April	13,065	
May	13,086	
June	13,094	

QUALITY

	Quantity	Base Number	Contract	AT	Region	England
% of FP17s for the same patient ID Re-attending within 3 months - Children	30	590	5.1%	9.4%	11.6%	11.9%
% of FP17s for the same patient ID Re-attending within 3 months - Adults	307	2,506	12.3%	12.6%	15.2%	15.9%
% of FP17s for the same patient ID Re-attending between 3 & 9 months - Children	211	590	35.8%	58.5%	59.1%	58.1%
% of FP17s for the same patient ID Re-attending between 3 & 9 months - Adults	889	2,506	35.5%	49.8%	51.7%	50.6%
% of FP17s for Band 1 Urgent Courses	46	2,882	1.6%	7.0%	8.0%	9.1%
% of FP17s Relating to Free Repair or Replacements	38	2,882	1.3%	0.7%	0.8%	0.8%
% of FP17s Relating to Continuations	96	2,882	3.3%	1.1%	1.0%	1.1%
% of Patients satisfied with the dentistry they have received	7	8	N/A	91.7%	91.5%	91.4%
% of Patients satisfied with the time they had to wait for an appointment	8	8	N/A	90.2%	88.2%	87.7%

* This is based on patients treated on this contract for their most recent course of treatment. Figures in italics indicate the base number of FP17s or Patient Questionnaire responses are less than 100. N/A is shown where the base number of responses is less than 10 during the period. % is calculated as Quantity/Base number*100

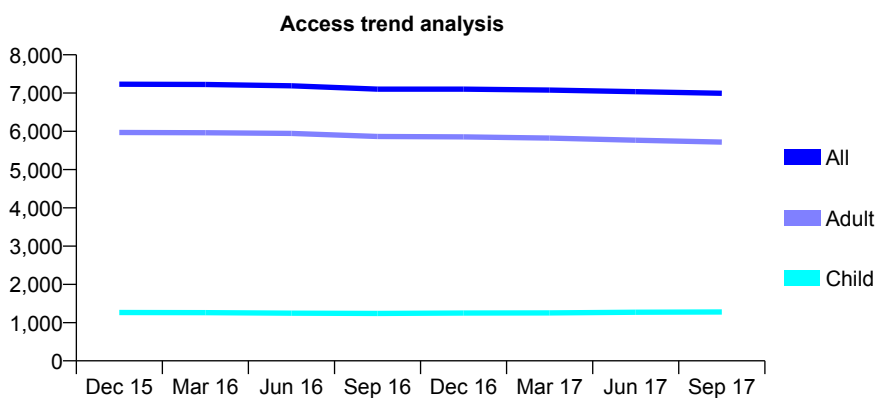
Q53 - Vital Signs At a Glance Contract Report for 630152/0001 - September 2017

Name or company name	MR TJ LEWIN
Contract type name	GDS Contract
Purpose of contract	General
Contract start date	01/04/2006
Contract end date	

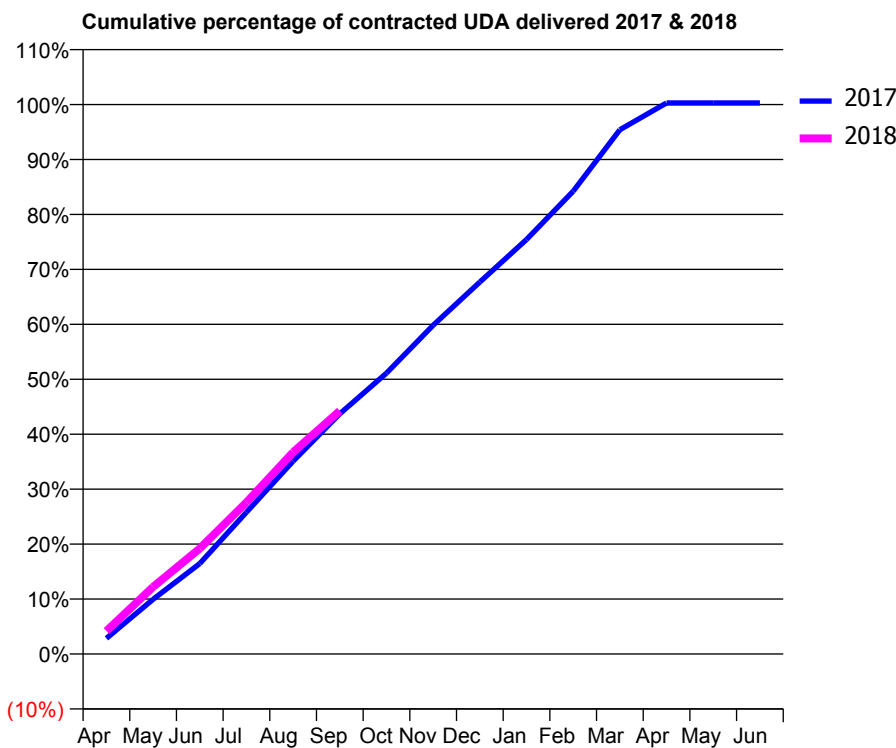
17/18 Contracted general activity (UDA)	18,059
Carry forward general activity (UDA)	-51
17/18 Contracted orthodontic activity (UOA)	0
Carry forward orthodontic activity (UOA)	0
Baseline contract value	£454,720.09

ACCESS*

Patients seen in 24 months	Total	Change since previous quarter
Quarter ending September 2016	7,103	
Quarter ending December 2016	7,103	→
Quarter ending March 2017	7,077	→
Quarter ending June 2017	7,037	→
Quarter ending September 2017	6,993	→
Variance since September 2016	(1.5%)	↓



ACTIVITY



Month	Adjusted Scheduled Activity (UDA)	
	2017	2018
April	515	755
May	1,798	2,207
June	2,973	3,468
July	4,659	4,984
August	6,340	6,632
September	7,895	7,993
October	9,232	
November	10,804	
December	12,223	
January	13,624	
February	15,208	
March	17,227	
April	18,109	
May	18,110	
June	18,110	

QUALITY

	Quantity	Base Number	Contract	AT	Region	England
% of FP17s for the same patient ID Re-attending within 3 months - Children	44	980	4.5%	9.4%	11.6%	11.9%
% of FP17s for the same patient ID Re-attending within 3 months - Adults	534	3,817	14.0%	12.6%	15.2%	15.9%
% of FP17s for the same patient ID Re-attending between 3 & 9 months - Children	516	980	52.7%	58.5%	59.1%	58.1%
% of FP17s for the same patient ID Re-attending between 3 & 9 months - Adults	1,403	3,817	36.8%	49.8%	51.7%	50.6%
% of FP17s for Band 1 Urgent Courses	316	3,885	8.1%	7.0%	8.0%	9.1%
% of FP17s Relating to Free Repair or Replacements	35	3,885	0.9%	0.7%	0.8%	0.8%
% of FP17s Relating to Continuations	47	3,885	1.2%	1.1%	1.0%	1.1%
% of Patients satisfied with the dentistry they have received	23	23	100.0%	91.7%	91.5%	91.4%
% of Patients satisfied with the time they had to wait for an appointment	22	23	95.7%	90.2%	88.2%	87.7%

* This is based on patients treated on this contract for their most recent course of treatment. Figures in italics indicate the base number of FP17s or Patient Questionnaire responses are less than 100. N/A is shown where the base number of responses is less than 10 during the period. % is calculated as Quantity/Base number*100

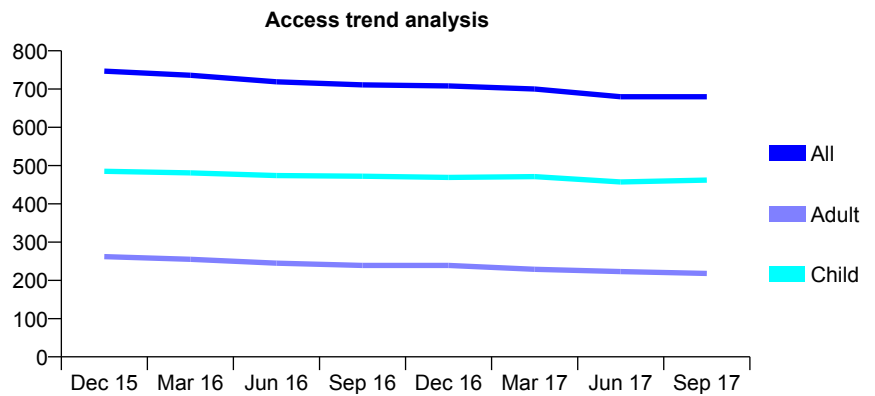
Q53 - Vital Signs At a Glance Contract Report for 630470/0001 - September 2017

Name or company name	MR PW AIRDRIE
Contract type name	GDS Contract
Purpose of contract	General
Contract start date	01/08/2012
Contract end date	

17/18 Contracted general activity (UDA)	1,630
Carry forward general activity (UDA)	0
17/18 Contracted orthodontic activity (UOA)	0
Carry forward orthodontic activity (UOA)	0
Baseline contract value	£36,665.26

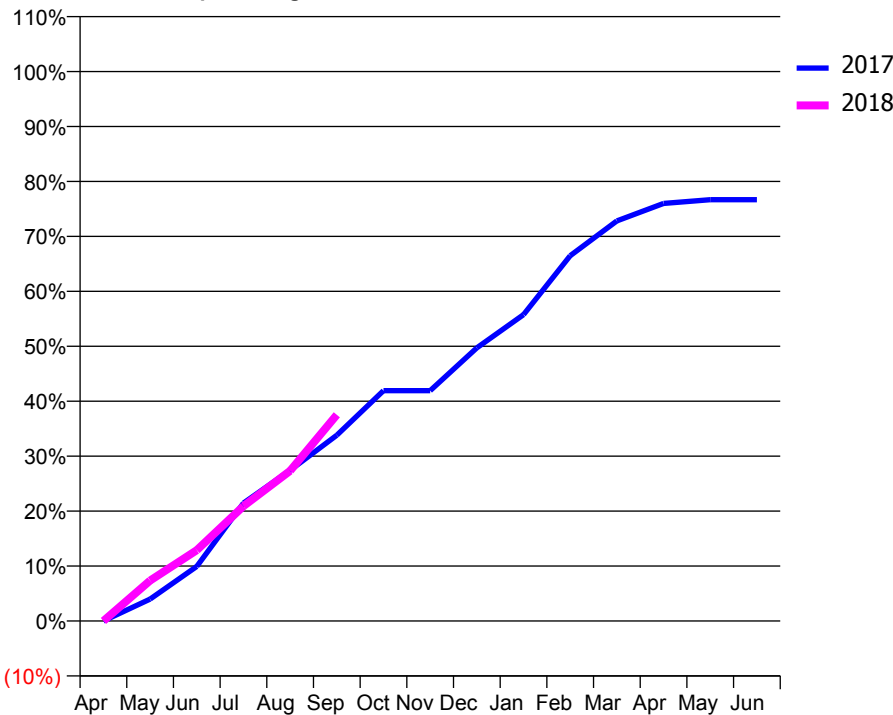
ACCESS*

Patients seen in 24 months	Total	Change since previous quarter
Quarter ending September 2016	711	
Quarter ending December 2016	708	→
Quarter ending March 2017	700	↓
Quarter ending June 2017	680	↓
Quarter ending September 2017	680	→
Variance since September 2016	(4.4%)	↓



ACTIVITY

Cumulative percentage of contracted UDA delivered 2017 & 2018



Month	Adjusted Scheduled Activity (UDA)	
	2017	2018
April	0	0
May	65	120
June	162	210
July	350	341
August	447	446
September	551	612
October	683	
November	683	
December	810	
January	909	
February	1,084	
March	1,187	
April	1,239	
May	1,250	
June	1,250	

QUALITY

	Quantity	Base Number	Contract	AT	Region	England
% of FP17s for the same patient ID Re-attending within 3 months - Children	20	402	5.0%	9.4%	11.6%	11.9%
% of FP17s for the same patient ID Re-attending within 3 months - Adults	9	142	6.3%	12.6%	15.2%	15.9%
% of FP17s for the same patient ID Re-attending between 3 & 9 months - Children	300	402	74.6%	58.5%	59.1%	58.1%
% of FP17s for the same patient ID Re-attending between 3 & 9 months - Adults	89	142	62.7%	49.8%	51.7%	50.6%
% of FP17s for Band 1 Urgent Courses	4	501	0.8%	7.0%	8.0%	9.1%
% of FP17s Relating to Free Repair or Replacements	0	501	0.0%	0.7%	0.8%	0.8%
% of FP17s Relating to Continuations	0	501	0.0%	1.1%	1.0%	1.1%
% of Patients satisfied with the dentistry they have received	1	1	N/A	91.7%	91.5%	91.4%
% of Patients satisfied with the time they had to wait for an appointment	1	1	N/A	90.2%	88.2%	87.7%

* This is based on patients treated on this contract for their most recent course of treatment. Figures in italics indicate the base number of FP17s or Patient Questionnaire responses are less than 100. N/A is shown where the base number of responses is less than 10 during the period. % is calculated as Quantity/Base number*100

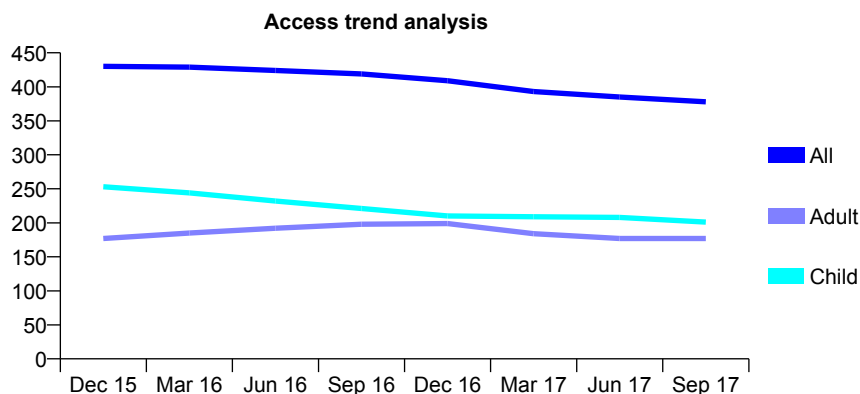
Q53 - Vital Signs At a Glance Contract Report for 634794/0001 - September 2017

Name or company name	MR MA FELLER
Contract type name	GDS Contract
Purpose of contract	General
Contract start date	01/04/2006
Contract end date	

17/18 Contracted general activity (UDA)	1,049
Carry forward general activity (UDA)	31
17/18 Contracted orthodontic activity (UOA)	0
Carry forward orthodontic activity (UOA)	0
Baseline contract value	£26,403.42

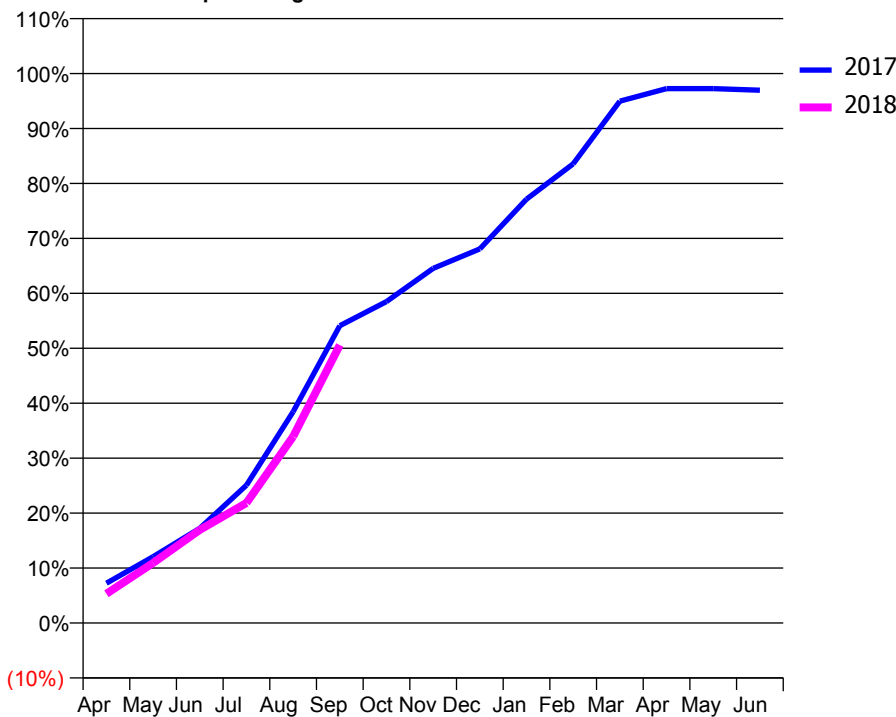
ACCESS*

Patients seen in 24 months	Total	Change since previous quarter
Quarter ending September 2016	419	
Quarter ending December 2016	409	↓
Quarter ending March 2017	393	↓
Quarter ending June 2017	385	↓
Quarter ending September 2017	378	↓
Variance since September 2016	(9.8%)	↓



ACTIVITY

Cumulative percentage of contracted UDA delivered 2017 & 2018



Adjusted Scheduled Activity (UDA)

Month	2017	2018
April	76	56
May	127	115
June	181	178
July	263	229
August	403	356
September	568	531
October	614	
November	677	
December	714	
January	809	
February	877	
March	996	
April	1,020	
May	1,020	
June	1,017	

QUALITY

	Quantity	Base Number	Contract	AT	Region	England
% of FP17s for the same patient ID Re-attending within 3 months - Children	12	184	6.5%	9.4%	11.6%	11.9%
% of FP17s for the same patient ID Re-attending within 3 months - Adults	0	88	0.0%	12.6%	15.2%	15.9%
% of FP17s for the same patient ID Re-attending between 3 & 9 months - Children	95	184	51.6%	58.5%	59.1%	58.1%
% of FP17s for the same patient ID Re-attending between 3 & 9 months - Adults	24	88	27.3%	49.8%	51.7%	50.6%
% of FP17s for Band 1 Urgent Courses	13	265	4.9%	7.0%	8.0%	9.1%
% of FP17s Relating to Free Repair or Replacements	0	265	0.0%	0.7%	0.8%	0.8%
% of FP17s Relating to Continuations	0	265	0.0%	1.1%	1.0%	1.1%
% of Patients satisfied with the dentistry they have received	0	0	N/A	91.7%	91.5%	91.4%
% of Patients satisfied with the time they had to wait for an appointment	0	0	N/A	90.2%	88.2%	87.7%

* This is based on patients treated on this contract for their most recent course of treatment. Figures in italics indicate the base number of FP17s or Patient Questionnaire responses are less than 100. N/A is shown where the base number of responses is less than 10 during the period. % is calculated as Quantity/Base number*100

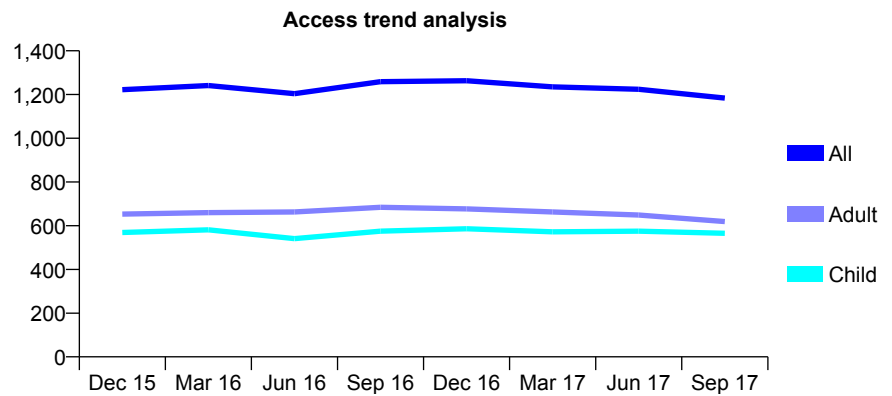
Q53 - Vital Signs At a Glance Contract Report for 635138/0001 - September 2017

Name or company name	MR FM RAHMAN
Contract type name	GDS Contract
Purpose of contract	General
Contract start date	01/04/2006
Contract end date	

17/18 Contracted general activity (UDA)	3,619
Carry forward general activity (UDA)	-73
17/18 Contracted orthodontic activity (UOA)	0
Carry forward orthodontic activity (UOA)	0
Baseline contract value	£107,379.65

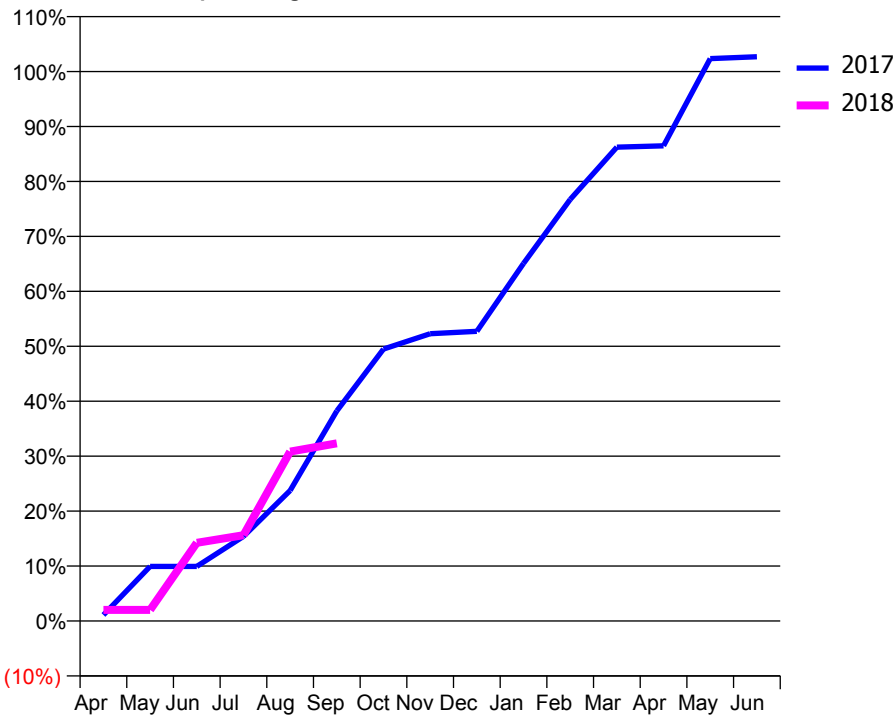
ACCESS*

Patients seen in 24 months	Total	Change since previous quarter
Quarter ending September 2016	1,259	
Quarter ending December 2016	1,263	→
Quarter ending March 2017	1,235	↓
Quarter ending June 2017	1,224	→
Quarter ending September 2017	1,184	↓
Variance since September 2016	(6.0%)	↓



ACTIVITY

Cumulative percentage of contracted UDA delivered 2017 & 2018



Month	Adjusted Scheduled Activity (UDA)	
	2017	2018
April	40	73
May	360	73
June	360	515
July	557	565
August	859	1,116
September	1,384	1,170
October	1,791	
November	1,892	
December	1,908	
January	2,355	
February	2,777	
March	3,121	
April	3,130	
May	3,704	
June	3,716	

QUALITY

	Quantity	Base Number	Contract	AT	Region	England
% of FP17s for the same patient ID Re-attending within 3 months - Children	16	294	5.4%	9.4%	11.6%	11.9%
% of FP17s for the same patient ID Re-attending within 3 months - Adults	30	234	12.8%	12.6%	15.2%	15.9%
% of FP17s for the same patient ID Re-attending between 3 & 9 months - Children	151	294	51.4%	58.5%	59.1%	58.1%
% of FP17s for the same patient ID Re-attending between 3 & 9 months - Adults	84	234	35.9%	49.8%	51.7%	50.6%
% of FP17s for Band 1 Urgent Courses	32	401	8.0%	7.0%	8.0%	9.1%
% of FP17s Relating to Free Repair or Replacements	0	401	0.0%	0.7%	0.8%	0.8%
% of FP17s Relating to Continuations	0	401	0.0%	1.1%	1.0%	1.1%
% of Patients satisfied with the dentistry they have received	0	0	N/A	91.7%	91.5%	91.4%
% of Patients satisfied with the time they had to wait for an appointment	0	0	N/A	90.2%	88.2%	87.7%

* This is based on patients treated on this contract for their most recent course of treatment. Figures in italics indicate the base number of FP17s or Patient Questionnaire responses are less than 100. N/A is shown where the base number of responses is less than 10 during the period. % is calculated as Quantity/Base number*100

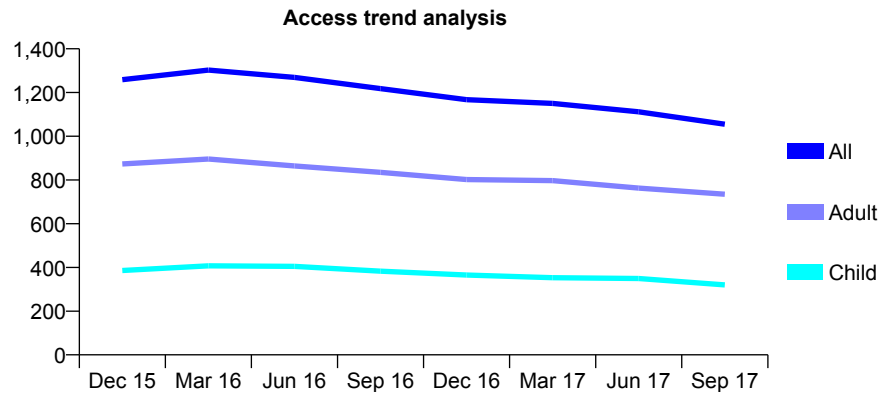
Q53 - Vital Signs At a Glance Contract Report for 641960/0002 - September 2017

Name or company name	MR AJ BROWNE
Contract type name	GDS Contract
Purpose of contract	General
Contract start date	01/01/2014
Contract end date	

17/18 Contracted general activity (UDA)	2,750
Carry forward general activity (UDA)	0
17/18 Contracted orthodontic activity (UOA)	0
Carry forward orthodontic activity (UOA)	0
Baseline contract value	£61,469.50

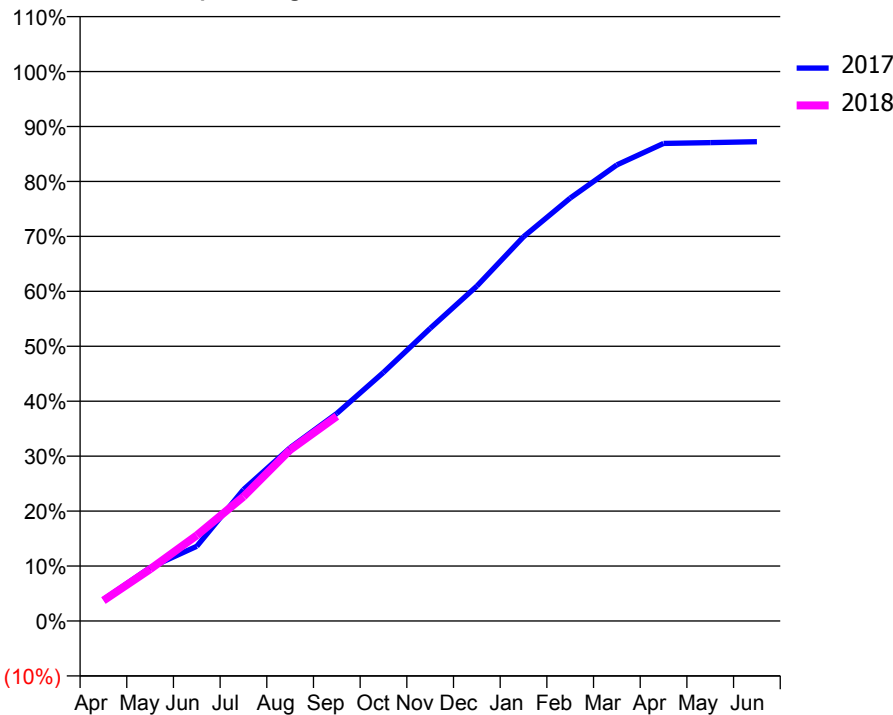
ACCESS*

Patients seen in 24 months	Total	Change since previous quarter
Quarter ending September 2016	1,218	
Quarter ending December 2016	1,167	↓
Quarter ending March 2017	1,150	↓
Quarter ending June 2017	1,112	↓
Quarter ending September 2017	1,055	↓
Variance since September 2016	(13.4%)	↓



ACTIVITY

Cumulative percentage of contracted UDA delivered 2017 & 2018



Month	Adjusted Scheduled Activity (UDA)	
	2017	2018
April	107	102
May	267	259
June	374	429
July	657	622
August	867	857
September	1,039	1,025
October	1,244	
November	1,465	
December	1,676	
January	1,923	
February	2,117	
March	2,283	
April	2,390	
May	2,394	
June	2,399	

QUALITY

	Quantity	Base Number	Contract	AT	Region	England
% of FP17s for the same patient ID Re-attending within 3 months - Children	10	241	4.1%	9.4%	11.6%	11.9%
% of FP17s for the same patient ID Re-attending within 3 months - Adults	33	480	6.9%	12.6%	15.2%	15.9%
% of FP17s for the same patient ID Re-attending between 3 & 9 months - Children	169	241	70.1%	58.5%	59.1%	58.1%
% of FP17s for the same patient ID Re-attending between 3 & 9 months - Adults	258	480	53.8%	49.8%	51.7%	50.6%
% of FP17s for Band 1 Urgent Courses	20	645	3.1%	7.0%	8.0%	9.1%
% of FP17s Relating to Free Repair or Replacements	4	645	0.6%	0.7%	0.8%	0.8%
% of FP17s Relating to Continuations	6	645	0.9%	1.1%	1.0%	1.1%
% of Patients satisfied with the dentistry they have received	2	2	N/A	91.7%	91.5%	91.4%
% of Patients satisfied with the time they had to wait for an appointment	1	2	N/A	90.2%	88.2%	87.7%

* This is based on patients treated on this contract for their most recent course of treatment. Figures in italics indicate the base number of FP17s or Patient Questionnaire responses are less than 100. N/A is shown where the base number of responses is less than 10 during the period. % is calculated as Quantity/Base number*100

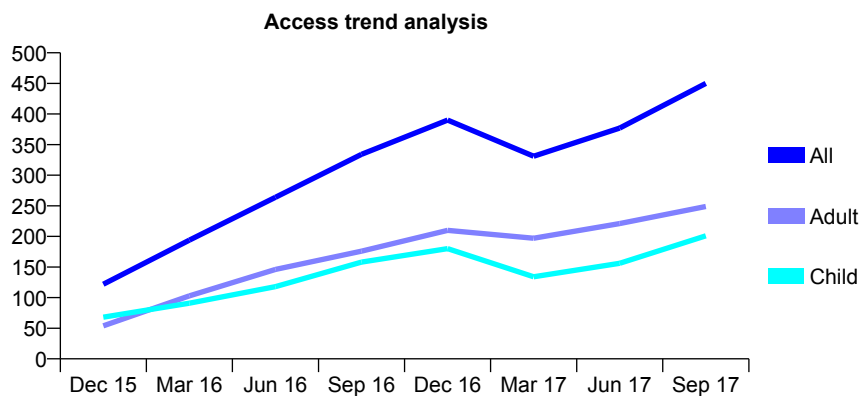
Q53 - Vital Signs At a Glance Contract Report for 641960/0003 - September 2017

Name or company name	MR AJ BROWNE
Contract type name	GDS Contract
Purpose of contract	General
Contract start date	01/09/2015
Contract end date	

17/18 Contracted general activity (UDA)	807
Carry forward general activity (UDA)	11
17/18 Contracted orthodontic activity (UOA)	0
Carry forward orthodontic activity (UOA)	0
Baseline contract value	£20,110.87

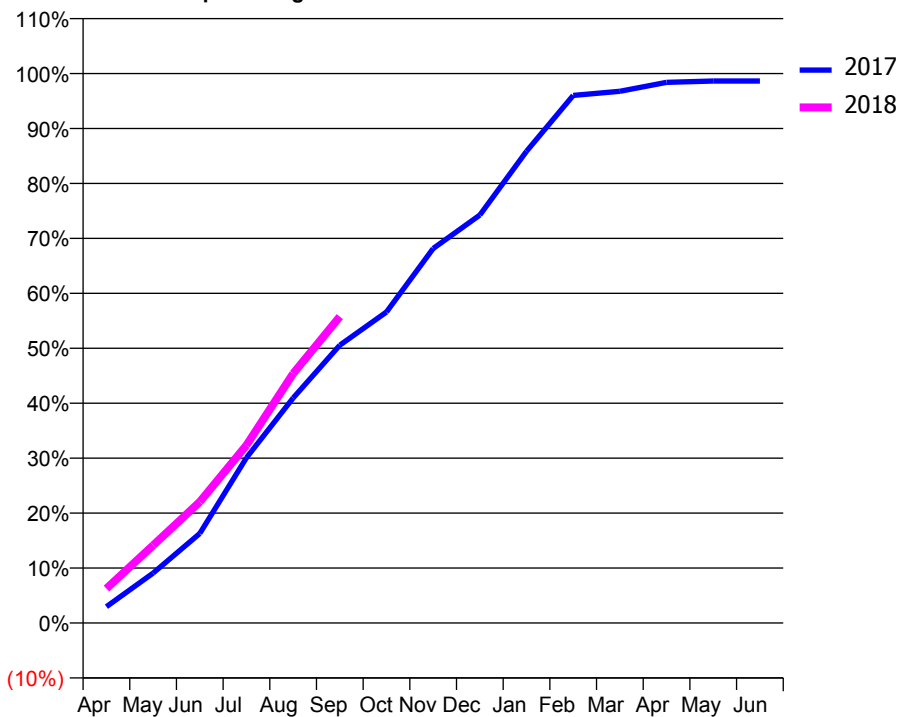
ACCESS*

Patients seen in 24 months	Total	Change since previous quarter
Quarter ending September 2016	334	
Quarter ending December 2016	390	↑
Quarter ending March 2017	331	↓
Quarter ending June 2017	377	↑
Quarter ending September 2017	450	↑
Variance since September 2016	34.7%	↑



ACTIVITY

Cumulative percentage of contracted UDA delivered 2017 & 2018



Month	Adjusted Scheduled Activity (UDA)	
	2017	2018
April	24	51
May	73	114
June	132	178
July	243	261
August	330	366
September	408	450
October	457	
November	550	
December	599	
January	693	
February	775	
March	781	
April	794	
May	796	
June	796	

QUALITY

	Quantity	Base Number	Contract	AT	Region	England
% of FP17s for the same patient ID Re-attending within 3 months - Children	1	164	0.6%	9.4%	11.6%	11.9%
% of FP17s for the same patient ID Re-attending within 3 months - Adults	11	172	6.4%	12.6%	15.2%	15.9%
% of FP17s for the same patient ID Re-attending between 3 & 9 months - Children	67	164	40.9%	58.5%	59.1%	58.1%
% of FP17s for the same patient ID Re-attending between 3 & 9 months - Adults	55	172	32.0%	49.8%	51.7%	50.6%
% of FP17s for Band 1 Urgent Courses	10	323	3.1%	7.0%	8.0%	9.1%
% of FP17s Relating to Free Repair or Replacements	0	323	0.0%	0.7%	0.8%	0.8%
% of FP17s Relating to Continuations	5	323	1.5%	1.1%	1.0%	1.1%
% of Patients satisfied with the dentistry they have received	0	0	N/A	91.7%	91.5%	91.4%
% of Patients satisfied with the time they had to wait for an appointment	0	0	N/A	90.2%	88.2%	87.7%

* This is based on patients treated on this contract for their most recent course of treatment. Figures in italics indicate the base number of FP17s or Patient Questionnaire responses are less than 100. N/A is shown where the base number of responses is less than 10 during the period. % is calculated as Quantity/Base number*100

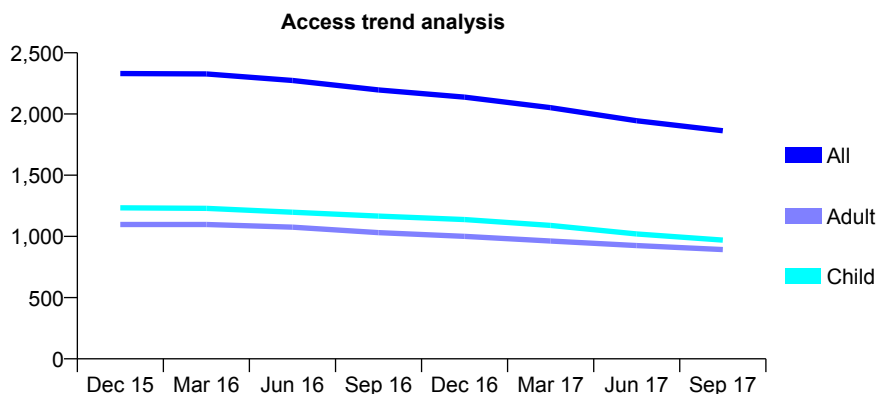
Q53 - Vital Signs At a Glance Contract Report for 650072/0001 - September 2017

Name or company name	MR PR BRADLEY
Contract type name	GDS Contract
Purpose of contract	General
Contract start date	01/04/2006
Contract end date	

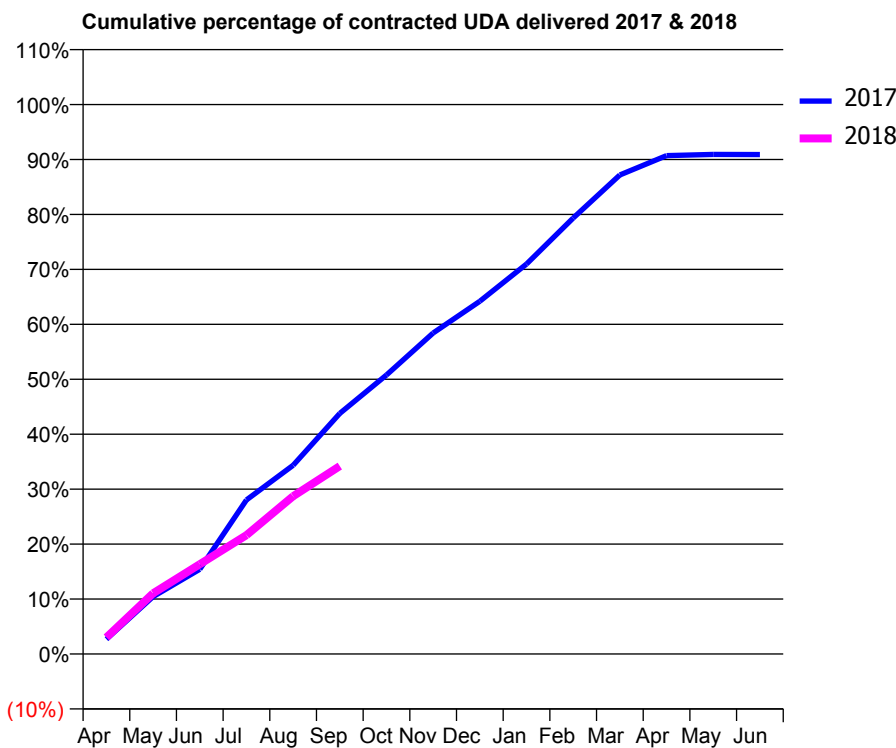
17/18 Contracted general activity (UDA)	5,000
Carry forward general activity (UDA)	0
17/18 Contracted orthodontic activity (UOA)	0
Carry forward orthodontic activity (UOA)	0
Baseline contract value	£125,349.81

ACCESS*

Patients seen in 24 months	Total	Change since previous quarter
Quarter ending September 2016	2,197	
Quarter ending December 2016	2,138	↓
Quarter ending March 2017	2,052	↓
Quarter ending June 2017	1,945	↓
Quarter ending September 2017	1,863	↓
Variance since September 2016	(15.2%)	↓



ACTIVITY



Adjusted Scheduled Activity (UDA)		
Month	2017	2018
April	136	151
May	522	553
June	771	817
July	1,403	1,081
August	1,717	1,436
September	2,189	1,710
October	2,538	
November	2,921	
December	3,210	
January	3,548	
February	3,967	
March	4,359	
April	4,534	
May	4,546	
June	4,545	

QUALITY

	Quantity	Base Number	Contract	AT	Region	England
% of FP17s for the same patient ID Re-attending within 3 months - Children	43	740	5.8%	9.4%	11.6%	11.9%
% of FP17s for the same patient ID Re-attending within 3 months - Adults	49	504	9.7%	12.6%	15.2%	15.9%
% of FP17s for the same patient ID Re-attending between 3 & 9 months - Children	527	740	71.2%	58.5%	59.1%	58.1%
% of FP17s for the same patient ID Re-attending between 3 & 9 months - Adults	350	504	69.4%	49.8%	51.7%	50.6%
% of FP17s for Band 1 Urgent Courses	50	1,130	4.4%	7.0%	8.0%	9.1%
% of FP17s Relating to Free Repair or Replacements	0	1,130	0.0%	0.7%	0.8%	0.8%
% of FP17s Relating to Continuations	1	1,130	0.1%	1.1%	1.0%	1.1%
% of Patients satisfied with the dentistry they have received	3	3	N/A	91.7%	91.5%	91.4%
% of Patients satisfied with the time they had to wait for an appointment	3	3	N/A	90.2%	88.2%	87.7%

* This is based on patients treated on this contract for their most recent course of treatment. Figures in italics indicate the base number of FP17s or Patient Questionnaire responses are less than 100. N/A is shown where the base number of responses is less than 10 during the period. % is calculated as Quantity/Base number*100

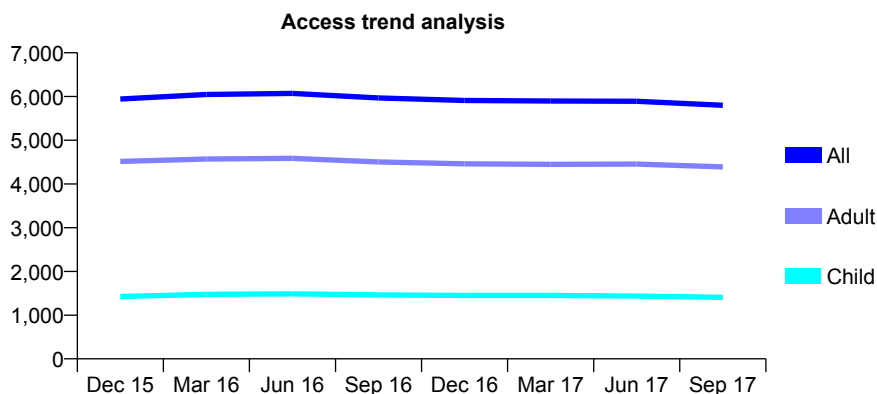
Q53 - Vital Signs At a Glance Contract Report for 650579/0001 - September 2017

Name or company name	MR AW STANLEY
Contract type name	GDS Contract
Purpose of contract	General
Contract start date	01/04/2006
Contract end date	

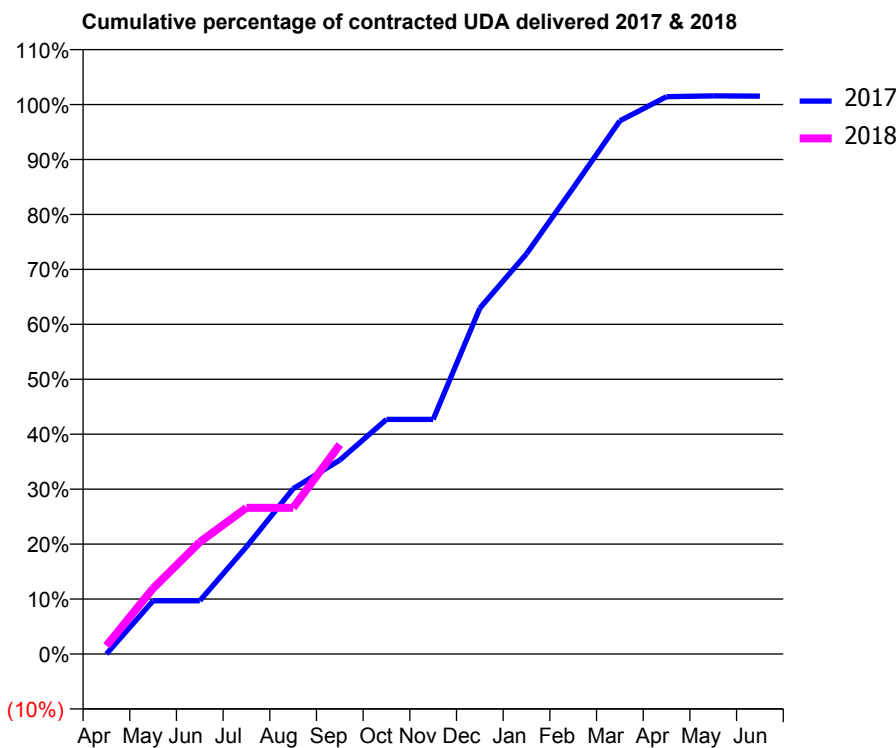
17/18 Contracted general activity (UDA)	17,035
Carry forward general activity (UDA)	-260
17/18 Contracted orthodontic activity (UOA)	0
Carry forward orthodontic activity (UOA)	0
Baseline contract value	£582,795.12

ACCESS*

Patients seen in 24 months	Total	Change since previous quarter
Quarter ending September 2016	5,967	
Quarter ending December 2016	5,911	→
Quarter ending March 2017	5,898	→
Quarter ending June 2017	5,892	→
Quarter ending September 2017	5,801	↓
Variance since September 2016	(2.8%)	↓



ACTIVITY



Month	Adjusted Scheduled Activity (UDA)	
	2017	2018
April	1	260
May	1,651	2,035
June	1,651	3,469
July	3,327	4,532
August	5,122	4,532
September	6,011	6,491
October	7,272	
November	7,272	
December	10,723	
January	12,410	
February	14,451	
March	16,530	
April	17,279	
May	17,301	
June	17,295	

QUALITY

	Quantity	Base Number	Contract	AT	Region	England
% of FP17s for the same patient ID Re-attending within 3 months - Children	75	786	9.5%	9.4%	11.6%	11.9%
% of FP17s for the same patient ID Re-attending within 3 months - Adults	318	2,333	13.6%	12.6%	15.2%	15.9%
% of FP17s for the same patient ID Re-attending between 3 & 9 months - Children	483	786	61.5%	58.5%	59.1%	58.1%
% of FP17s for the same patient ID Re-attending between 3 & 9 months - Adults	1,062	2,333	45.5%	49.8%	51.7%	50.6%
% of FP17s for Band 1 Urgent Courses	58	2,480	2.3%	7.0%	8.0%	9.1%
% of FP17s Relating to Free Repair or Replacements	0	2,480	0.0%	0.7%	0.8%	0.8%
% of FP17s Relating to Continuations	106	2,480	4.3%	1.1%	1.0%	1.1%
% of Patients satisfied with the dentistry they have received	9	11	81.8%	91.7%	91.5%	91.4%
% of Patients satisfied with the time they had to wait for an appointment	9	11	81.8%	90.2%	88.2%	87.7%

* This is based on patients treated on this contract for their most recent course of treatment. Figures in italics indicate the base number of FP17s or Patient Questionnaire responses are less than 100. N/A is shown where the base number of responses is less than 10 during the period. % is calculated as Quantity/Base number*100

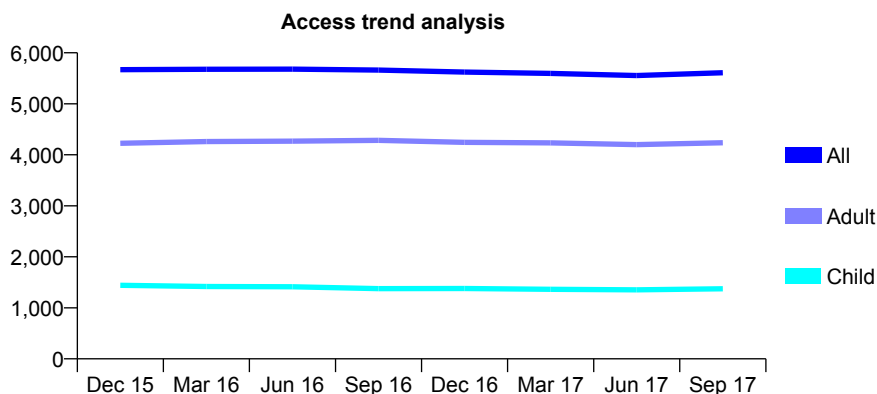
Q53 - Vital Signs At a Glance Contract Report for 653071/0002 - September 2017

Name or company name	MISS SS KHAIRA
Contract type name	GDS Contract
Purpose of contract	General
Contract start date	01/04/2013
Contract end date	

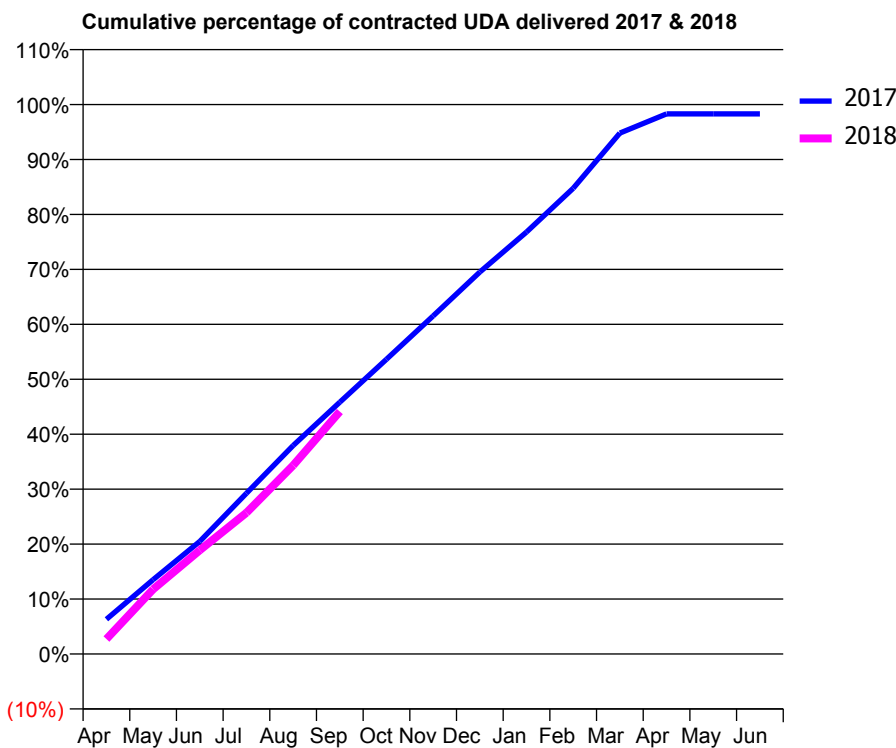
17/18 Contracted general activity (UDA)	16,115
Carry forward general activity (UDA)	0
17/18 Contracted orthodontic activity (UOA)	0
Carry forward orthodontic activity (UOA)	0
Baseline contract value	£373,109.33

ACCESS*

Patients seen in 24 months	Total	Change since previous quarter
Quarter ending September 2016	5,661	
Quarter ending December 2016	5,623	→
Quarter ending March 2017	5,597	→
Quarter ending June 2017	5,553	→
Quarter ending September 2017	5,609	→
Variance since September 2016	(0.9%)	→



ACTIVITY



Month	Adjusted Scheduled Activity (UDA)	
	2017	2018
April	1,020	438
May	2,179	1,900
June	3,303	3,044
July	4,716	4,142
August	6,113	5,531
September	7,385	7,113
October	8,643	
November	9,915	
December	11,201	
January	12,377	
February	13,659	
March	15,277	
April	15,840	
May	15,842	
June	15,842	

QUALITY

	Quantity	Base Number	Contract	AT	Region	England
% of FP17s for the same patient ID Re-attending within 3 months - Children	47	1,030	4.6%	9.4%	11.6%	11.9%
% of FP17s for the same patient ID Re-attending within 3 months - Adults	324	2,979	10.9%	12.6%	15.2%	15.9%
% of FP17s for the same patient ID Re-attending between 3 & 9 months - Children	641	1,030	62.2%	58.5%	59.1%	58.1%
% of FP17s for the same patient ID Re-attending between 3 & 9 months - Adults	1,854	2,979	62.2%	49.8%	51.7%	50.6%
% of FP17s for Band 1 Urgent Courses	213	3,716	5.7%	7.0%	8.0%	9.1%
% of FP17s Relating to Free Repair or Replacements	65	3,716	1.7%	0.7%	0.8%	0.8%
% of FP17s Relating to Continuations	12	3,716	0.3%	1.1%	1.0%	1.1%
% of Patients satisfied with the dentistry they have received	13	14	92.9%	91.7%	91.5%	91.4%
% of Patients satisfied with the time they had to wait for an appointment	13	14	92.9%	90.2%	88.2%	87.7%

* This is based on patients treated on this contract for their most recent course of treatment. Figures in italics indicate the base number of FP17s or Patient Questionnaire responses are less than 100. N/A is shown where the base number of responses is less than 10 during the period. % is calculated as Quantity/Base number*100

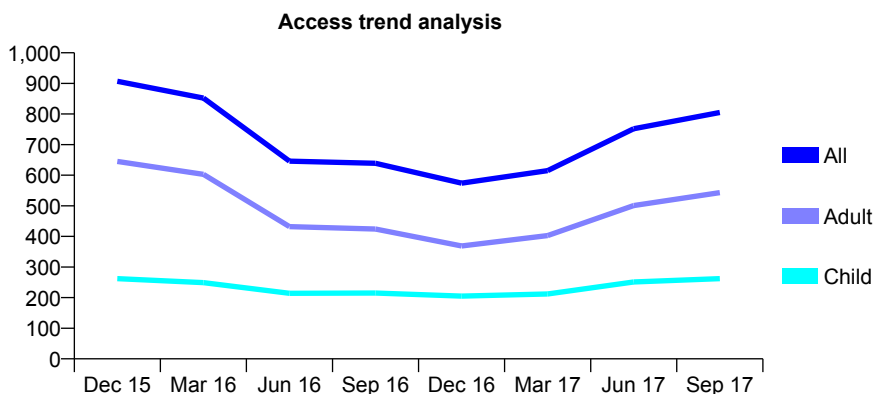
Q53 - Vital Signs At a Glance Contract Report for 654221/0001 - September 2017

Name or company name	MR SP HUNDAL
Contract type name	GDS Contract
Purpose of contract	General
Contract start date	01/04/2006
Contract end date	

17/18 Contracted general activity (UDA)	6,000
Carry forward general activity (UDA)	0
17/18 Contracted orthodontic activity (UOA)	0
Carry forward orthodontic activity (UOA)	0
Baseline contract value	£172,438.79

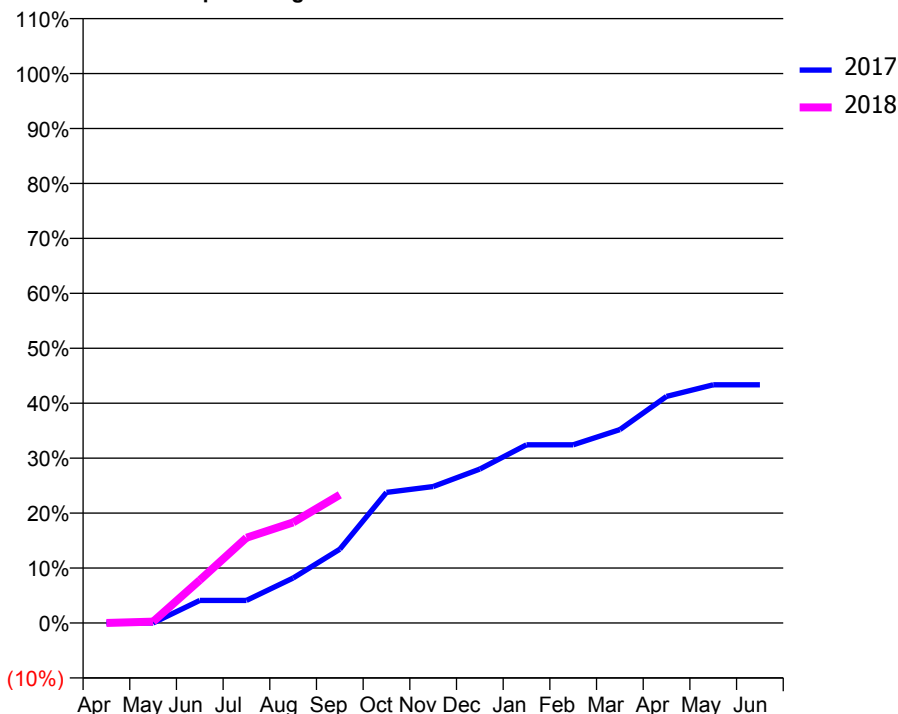
ACCESS*

Patients seen in 24 months	Total	Change since previous quarter
Quarter ending September 2016	639	
Quarter ending December 2016	574	↓
Quarter ending March 2017	615	↑
Quarter ending June 2017	752	↑
Quarter ending September 2017	805	↑
Variance since September 2016	26.0%	↑



ACTIVITY

Cumulative percentage of contracted UDA delivered 2017 & 2018



Month	Adjusted Scheduled Activity (UDA)	
	2017	2018
April	0	0
May	0	16
June	247	468
July	247	932
August	491	1,099
September	806	1,400
October	1,426	
November	1,490	
December	1,681	
January	1,946	
February	1,946	
March	2,111	
April	2,475	
May	2,601	
June	2,601	

QUALITY

	Quantity	Base Number	Contract	AT	Region	England
% of FP17s for the same patient ID Re-attending within 3 months - Children	4	166	2.4%	9.4%	11.6%	11.9%
% of FP17s for the same patient ID Re-attending within 3 months - Adults	7	299	2.3%	12.6%	15.2%	15.9%
% of FP17s for the same patient ID Re-attending between 3 & 9 months - Children	35	166	21.1%	58.5%	59.1%	58.1%
% of FP17s for the same patient ID Re-attending between 3 & 9 months - Adults	47	299	15.7%	49.8%	51.7%	50.6%
% of FP17s for Band 1 Urgent Courses	3	355	0.8%	7.0%	8.0%	9.1%
% of FP17s Relating to Free Repair or Replacements	3	355	0.8%	0.7%	0.8%	0.8%
% of FP17s Relating to Continuations	0	355	0.0%	1.1%	1.0%	1.1%
% of Patients satisfied with the dentistry they have received	0	0	N/A	91.7%	91.5%	91.4%
% of Patients satisfied with the time they had to wait for an appointment	0	0	N/A	90.2%	88.2%	87.7%

* This is based on patients treated on this contract for their most recent course of treatment. Figures in italics indicate the base number of FP17s or Patient Questionnaire responses are less than 100. N/A is shown where the base number of responses is less than 10 during the period. % is calculated as Quantity/Base number*100

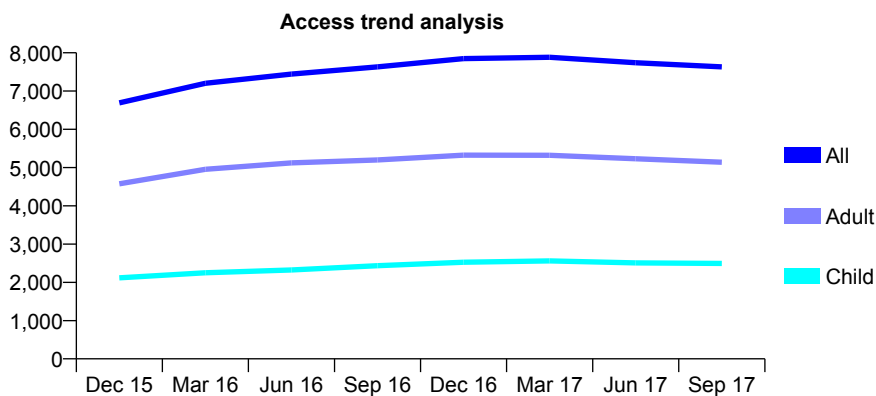
Q53 - Vital Signs At a Glance Contract Report for 658480/0001 - September 2017

Name or company name	MISS TJ WHITMORE
Contract type name	GDS Contract
Purpose of contract	General
Contract start date	01/09/2006
Contract end date	

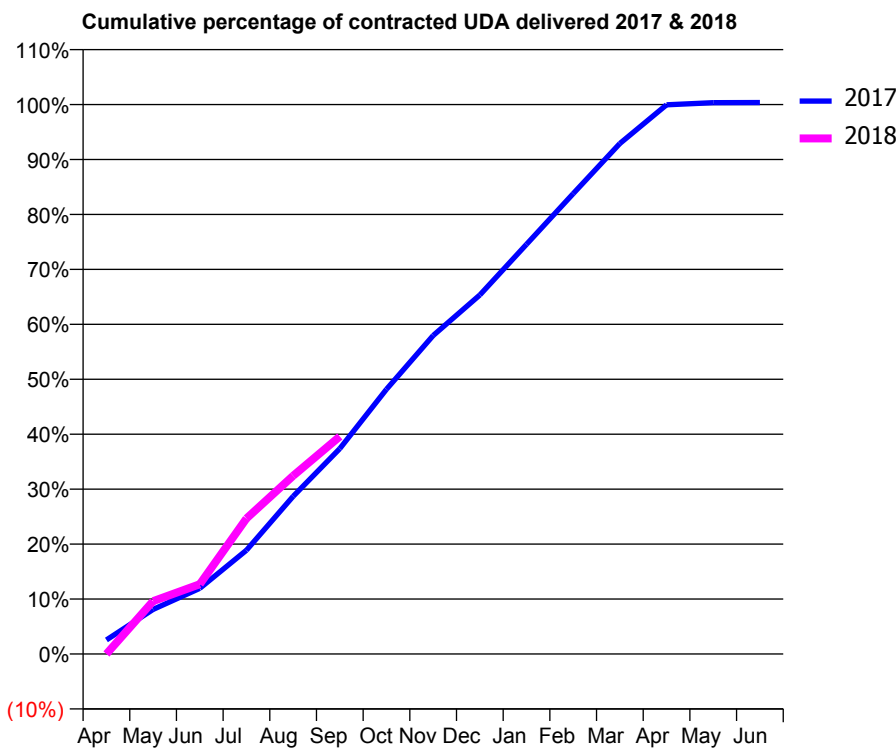
17/18 Contracted general activity (UDA)	15,317
Carry forward general activity (UDA)	0
17/18 Contracted orthodontic activity (UOA)	0
Carry forward orthodontic activity (UOA)	0
Baseline contract value	£435,117.05

ACCESS*

Patients seen in 24 months	Total	Change since previous quarter
Quarter ending September 2016	7,633	
Quarter ending December 2016	7,850	↑
Quarter ending March 2017	7,883	→
Quarter ending June 2017	7,739	↓
Quarter ending September 2017	7,633	↓
Variance since September 2016	0.0%	→



ACTIVITY



Month	Adjusted Scheduled Activity (UDA)	
	2017	2018
April	394	0
May	1,245	1,475
June	1,830	1,944
July	2,894	3,777
August	4,394	4,968
September	5,726	6,063
October	7,380	
November	8,879	
December	10,007	
January	11,419	
February	12,834	
March	14,231	
April	15,310	
May	15,369	
June	15,371	

QUALITY

	Quantity	Base Number	Contract	AT	Region	England
% of FP17s for the same patient ID Re-attending within 3 months - Children	67	1,927	3.5%	9.4%	11.6%	11.9%
% of FP17s for the same patient ID Re-attending within 3 months - Adults	122	2,420	5.0%	12.6%	15.2%	15.9%
% of FP17s for the same patient ID Re-attending between 3 & 9 months - Children	1,384	1,927	71.8%	58.5%	59.1%	58.1%
% of FP17s for the same patient ID Re-attending between 3 & 9 months - Adults	1,041	2,420	43.0%	49.8%	51.7%	50.6%
% of FP17s for Band 1 Urgent Courses	205	3,736	5.5%	7.0%	8.0%	9.1%
% of FP17s Relating to Free Repair or Replacements	32	3,736	0.9%	0.7%	0.8%	0.8%
% of FP17s Relating to Continuations	9	3,736	0.2%	1.1%	1.0%	1.1%
% of Patients satisfied with the dentistry they have received	9	9	N/A	91.7%	91.5%	91.4%
% of Patients satisfied with the time they had to wait for an appointment	8	9	N/A	90.2%	88.2%	87.7%

* This is based on patients treated on this contract for their most recent course of treatment. Figures in italics indicate the base number of FP17s or Patient Questionnaire responses are less than 100. N/A is shown where the base number of responses is less than 10 during the period. % is calculated as Quantity/Base number*100

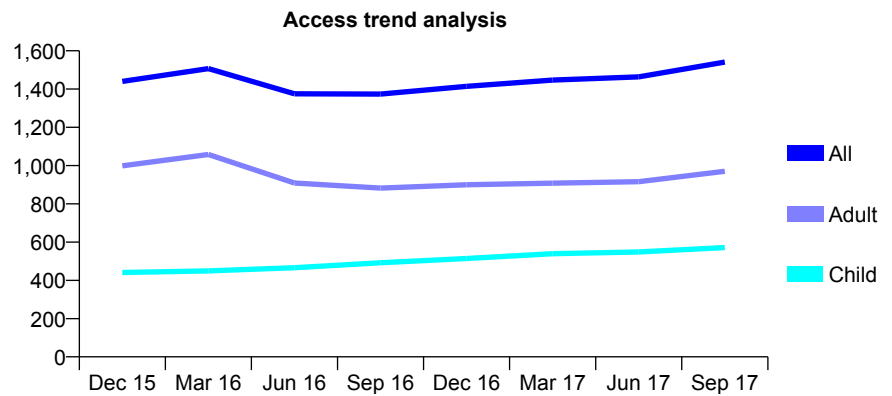
Q53 - Vital Signs At a Glance Contract Report for 658995/0002 - September 2017

Name or company name	MR SR MEHTA
Contract type name	GDS Contract
Purpose of contract	General
Contract start date	03/07/2013
Contract end date	

17/18 Contracted general activity (UDA)	4,000
Carry forward general activity (UDA)	36
17/18 Contracted orthodontic activity (UOA)	0
Carry forward orthodontic activity (UOA)	0
Baseline contract value	£116,541.34

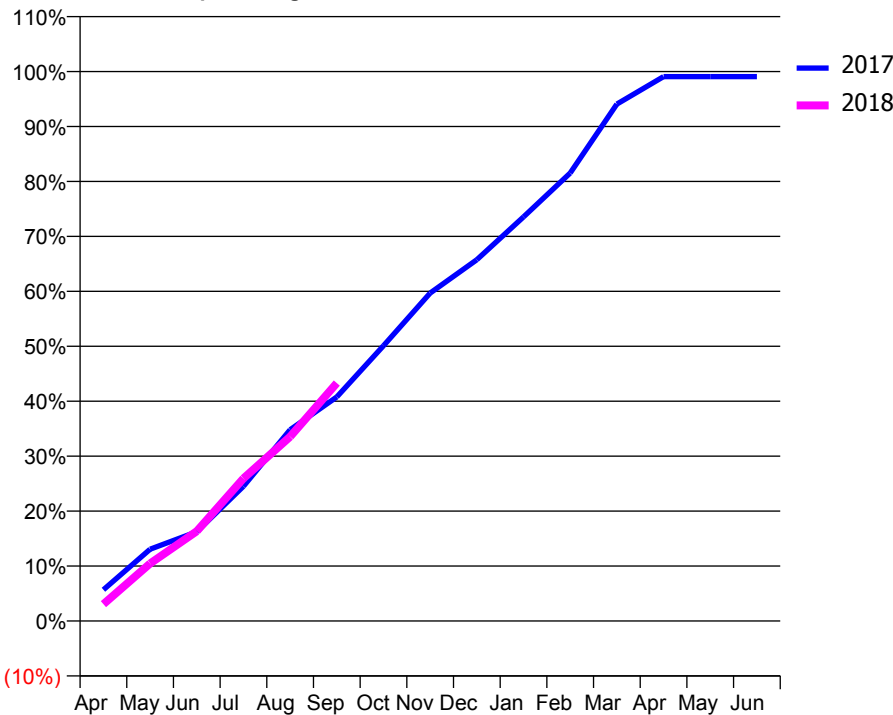
ACCESS*

Patients seen in 24 months	Total	Change since previous quarter
Quarter ending September 2016	1,374	
Quarter ending December 2016	1,414	↑
Quarter ending March 2017	1,447	↑
Quarter ending June 2017	1,464	→
Quarter ending September 2017	1,541	↑
Variance since September 2016	12.2%	↑



ACTIVITY

Cumulative percentage of contracted UDA delivered 2017 & 2018



Month	Adjusted Scheduled Activity (UDA)	
	2017	2018
April	227	123
May	523	419
June	650	654
July	981	1,039
August	1,392	1,342
September	1,631	1,732
October	2,004	
November	2,387	
December	2,630	
January	2,941	
February	3,261	
March	3,763	
April	3,963	
May	3,963	
June	3,963	

QUALITY

	Quantity	Base Number	Contract	AT	Region	England
% of FP17s for the same patient ID Re-attending within 3 months - Children	14	439	3.2%	9.4%	11.6%	11.9%
% of FP17s for the same patient ID Re-attending within 3 months - Adults	44	348	12.6%	12.6%	15.2%	15.9%
% of FP17s for the same patient ID Re-attending between 3 & 9 months - Children	289	439	65.8%	58.5%	59.1%	58.1%
% of FP17s for the same patient ID Re-attending between 3 & 9 months - Adults	141	348	40.5%	49.8%	51.7%	50.6%
% of FP17s for Band 1 Urgent Courses	17	723	2.4%	7.0%	8.0%	9.1%
% of FP17s Relating to Free Repair or Replacements	0	723	0.0%	0.7%	0.8%	0.8%
% of FP17s Relating to Continuations	3	723	0.4%	1.1%	1.0%	1.1%
% of Patients satisfied with the dentistry they have received	1	2	N/A	91.7%	91.5%	91.4%
% of Patients satisfied with the time they had to wait for an appointment	1	2	N/A	90.2%	88.2%	87.7%

* This is based on patients treated on this contract for their most recent course of treatment. Figures in italics indicate the base number of FP17s or Patient Questionnaire responses are less than 100. N/A is shown where the base number of responses is less than 10 during the period. % is calculated as Quantity/Base number*100

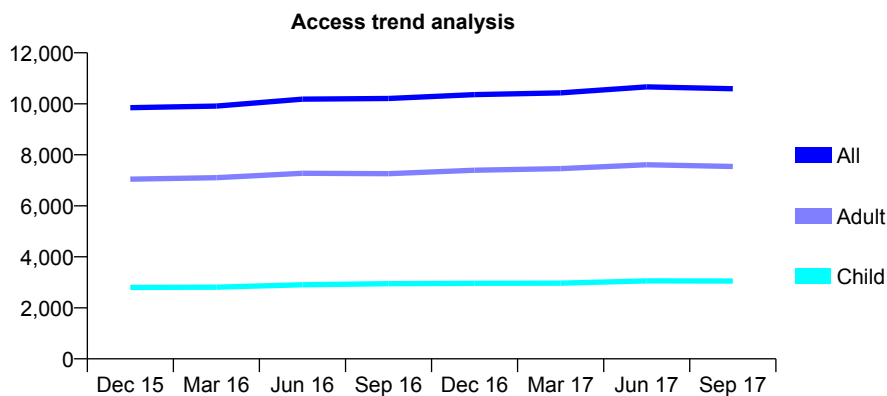
Q53 - Vital Signs At a Glance Contract Report for 676349/0001 - September 2017

Name or company name	MRS MK DEOL
Contract type name	GDS Contract
Purpose of contract	General
Contract start date	01/04/2006
Contract end date	

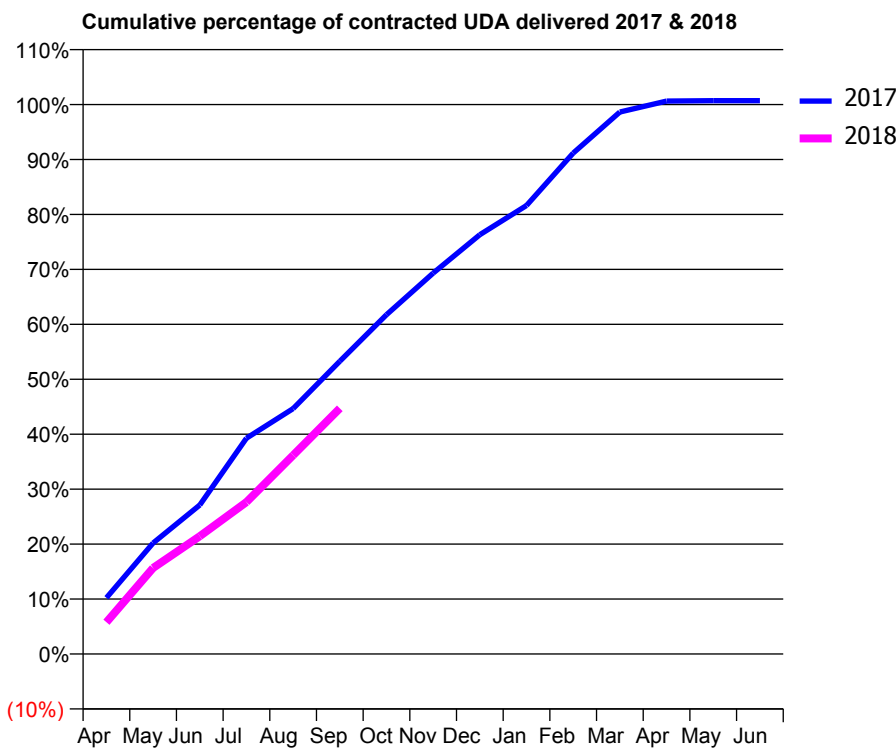
17/18 Contracted general activity (UDA)	22,272
Carry forward general activity (UDA)	-154
17/18 Contracted orthodontic activity (UOA)	0
Carry forward orthodontic activity (UOA)	0
Baseline contract value	£664,246.04

ACCESS*

Patients seen in 24 months	Total	Change since previous quarter
Quarter ending September 2016	10,207	
Quarter ending December 2016	10,360	→
Quarter ending March 2017	10,429	→
Quarter ending June 2017	10,666	↑
Quarter ending September 2017	10,592	→
Variance since September 2016	3.8%	↑



ACTIVITY



Month	Adjusted Scheduled Activity (UDA)	
	2017	2018
April	2,281	1,291
May	4,500	3,489
June	6,041	4,775
July	8,748	6,157
August	9,948	8,054
September	11,868	9,957
October	13,751	
November	15,438	
December	16,993	
January	18,179	
February	20,305	
March	21,966	
April	22,409	
May	22,427	
June	22,426	

QUALITY

	Quantity	Base Number	Contract	AT	Region	England
% of FP17s for the same patient ID Re-attending within 3 months - Children	77	1,900	4.1%	9.4%	11.6%	11.9%
% of FP17s for the same patient ID Re-attending within 3 months - Adults	228	4,254	5.4%	12.6%	15.2%	15.9%
% of FP17s for the same patient ID Re-attending between 3 & 9 months - Children	952	1,900	50.1%	58.5%	59.1%	58.1%
% of FP17s for the same patient ID Re-attending between 3 & 9 months - Adults	2,064	4,254	48.5%	49.8%	51.7%	50.6%
% of FP17s for Band 1 Urgent Courses	82	4,961	1.7%	7.0%	8.0%	9.1%
% of FP17s Relating to Free Repair or Replacements	17	4,961	0.3%	0.7%	0.8%	0.8%
% of FP17s Relating to Continuations	11	4,961	0.2%	1.1%	1.0%	1.1%
% of Patients satisfied with the dentistry they have received	14	15	93.3%	91.7%	91.5%	91.4%
% of Patients satisfied with the time they had to wait for an appointment	15	15	100.0%	90.2%	88.2%	87.7%

* This is based on patients treated on this contract for their most recent course of treatment. Figures in italics indicate the base number of FP17s or Patient Questionnaire responses are less than 100. N/A is shown where the base number of responses is less than 10 during the period. % is calculated as Quantity/Base number*100

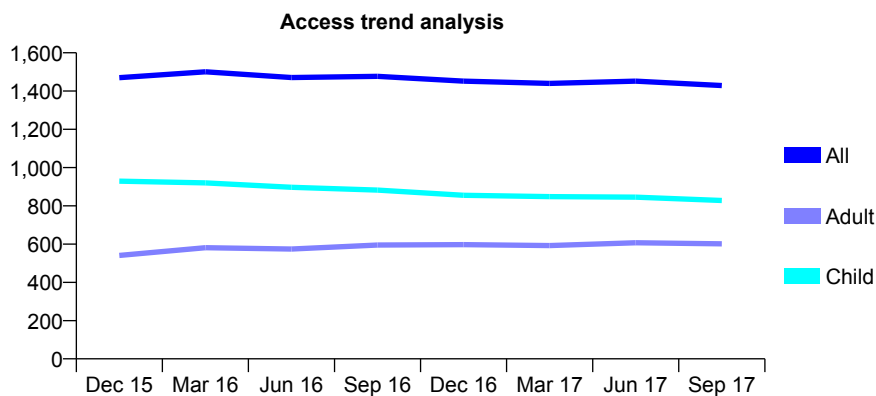
Q53 - Vital Signs At a Glance Contract Report for 679836/0001 - September 2017

Name or company name	MR P MULLIGAN
Contract type name	GDS Contract
Purpose of contract	General
Contract start date	01/04/2006
Contract end date	

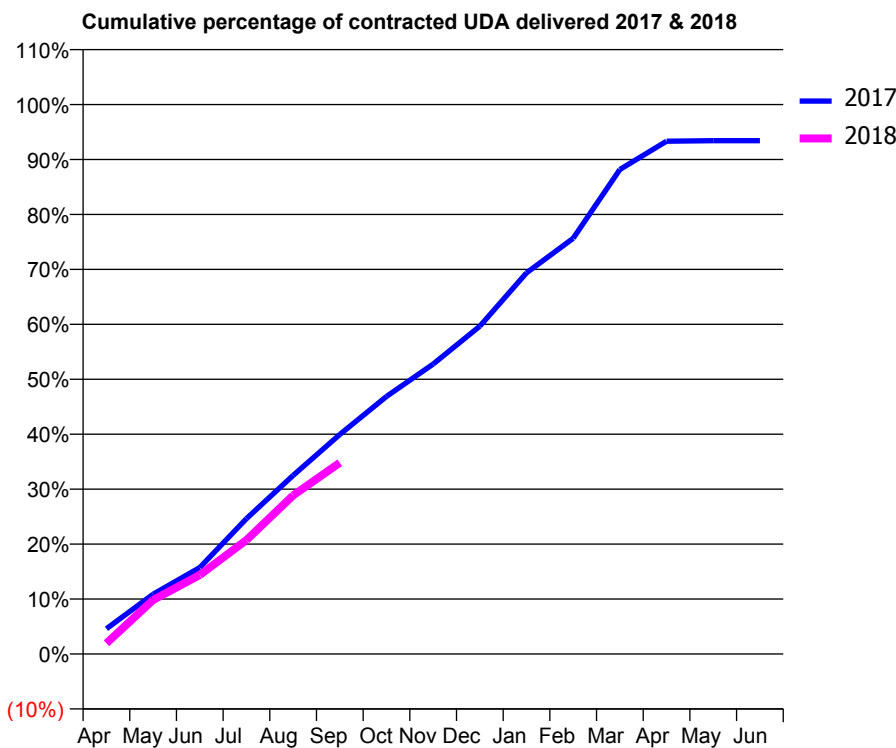
17/18 Contracted general activity (UDA)	3,700
Carry forward general activity (UDA)	0
17/18 Contracted orthodontic activity (UOA)	0
Carry forward orthodontic activity (UOA)	0
Baseline contract value	£113,658.34

ACCESS*

Patients seen in 24 months	Total	Change since previous quarter
Quarter ending September 2016	1,477	
Quarter ending December 2016	1,452	↓
Quarter ending March 2017	1,440	→
Quarter ending June 2017	1,452	→
Quarter ending September 2017	1,429	↓
Variance since September 2016	(3.2%)	↓



ACTIVITY



Month	Adjusted Scheduled Activity (UDA)	
	2017	2018
April	170	72
May	402	364
June	583	532
July	911	767
August	1,203	1,068
September	1,478	1,288
October	1,735	
November	1,953	
December	2,208	
January	2,566	
February	2,799	
March	3,262	
April	3,452	
May	3,456	
June	3,456	

QUALITY

	Quantity	Base Number	Contract	AT	Region	England
% of FP17s for the same patient ID Re-attending within 3 months - Children	35	764	4.6%	9.4%	11.6%	11.9%
% of FP17s for the same patient ID Re-attending within 3 months - Adults	17	358	4.7%	12.6%	15.2%	15.9%
% of FP17s for the same patient ID Re-attending between 3 & 9 months - Children	585	764	76.6%	58.5%	59.1%	58.1%
% of FP17s for the same patient ID Re-attending between 3 & 9 months - Adults	246	358	68.7%	49.8%	51.7%	50.6%
% of FP17s for Band 1 Urgent Courses	21	1,025	2.0%	7.0%	8.0%	9.1%
% of FP17s Relating to Free Repair or Replacements	2	1,025	0.2%	0.7%	0.8%	0.8%
% of FP17s Relating to Continuations	1	1,025	0.1%	1.1%	1.0%	1.1%
% of Patients satisfied with the dentistry they have received	1	1	N/A	91.7%	91.5%	91.4%
% of Patients satisfied with the time they had to wait for an appointment	1	1	N/A	90.2%	88.2%	87.7%

* This is based on patients treated on this contract for their most recent course of treatment. Figures in italics indicate the base number of FP17s or Patient Questionnaire responses are less than 100. N/A is shown where the base number of responses is less than 10 during the period. % is calculated as Quantity/Base number*100

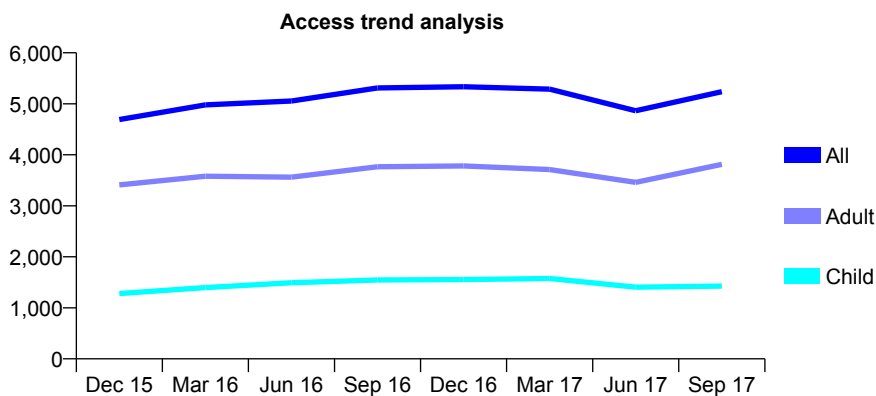
Q53 - Vital Signs At a Glance Contract Report for 681202/0003 - September 2017

Name or company name	MR M EBRAHIM
Contract type name	GDS Contract
Purpose of contract	General
Contract start date	17/01/2013
Contract end date	

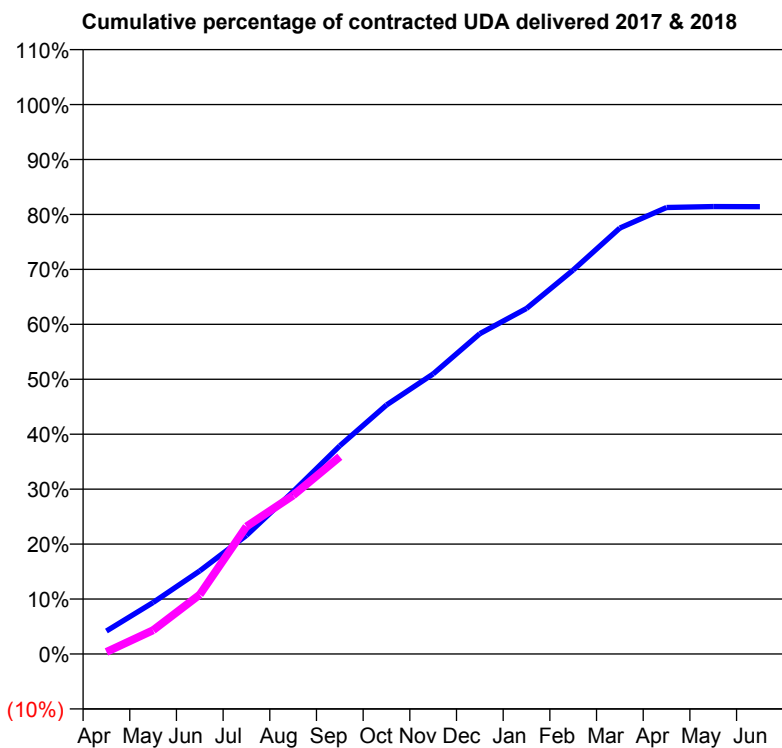
17/18 Contracted general activity (UDA)	17,400
Carry forward general activity (UDA)	0
17/18 Contracted orthodontic activity (UOA)	0
Carry forward orthodontic activity (UOA)	0
Baseline contract value	£465,076.55

ACCESS*

Patients seen in 24 months	Total	Change since previous quarter
Quarter ending September 2016	5,312	
Quarter ending December 2016	5,335	→
Quarter ending March 2017	5,288	→
Quarter ending June 2017	4,865	↓
Quarter ending September 2017	5,238	↑
Variance since September 2016	(1.4%)	↓



ACTIVITY



Adjusted Scheduled Activity (UDA)		
Month	2017	2018
April	729	66
May	1,632	755
June	2,631	1,880
July	3,754	4,038
August	5,147	5,023
September	6,594	6,246
October	7,885	
November	8,868	
December	10,146	
January	10,942	
February	12,160	
March	13,490	
April	14,139	
May	14,167	
June	14,164	

QUALITY

	Quantity	Base Number	Contract	AT	Region	England
% of FP17s for the same patient ID Re-attending within 3 months - Children	31	884	3.5%	9.4%	11.6%	11.9%
% of FP17s for the same patient ID Re-attending within 3 months - Adults	214	2,276	9.4%	12.6%	15.2%	15.9%
% of FP17s for the same patient ID Re-attending between 3 & 9 months - Children	371	884	42.0%	58.5%	59.1%	58.1%
% of FP17s for the same patient ID Re-attending between 3 & 9 months - Adults	574	2,276	25.2%	49.8%	51.7%	50.6%
% of FP17s for Band 1 Urgent Courses	279	2,840	9.8%	7.0%	8.0%	9.1%
% of FP17s Relating to Free Repair or Replacements	31	2,840	1.1%	0.7%	0.8%	0.8%
% of FP17s Relating to Continuations	21	2,840	0.7%	1.1%	1.0%	1.1%
% of Patients satisfied with the dentistry they have received	6	7	N/A	91.7%	91.5%	91.4%
% of Patients satisfied with the time they had to wait for an appointment	6	7	N/A	90.2%	88.2%	87.7%

* This is based on patients treated on this contract for their most recent course of treatment. Figures in italics indicate the base number of FP17s or Patient Questionnaire responses are less than 100. N/A is shown where the base number of responses is less than 10 during the period. % is calculated as Quantity/Base number*100

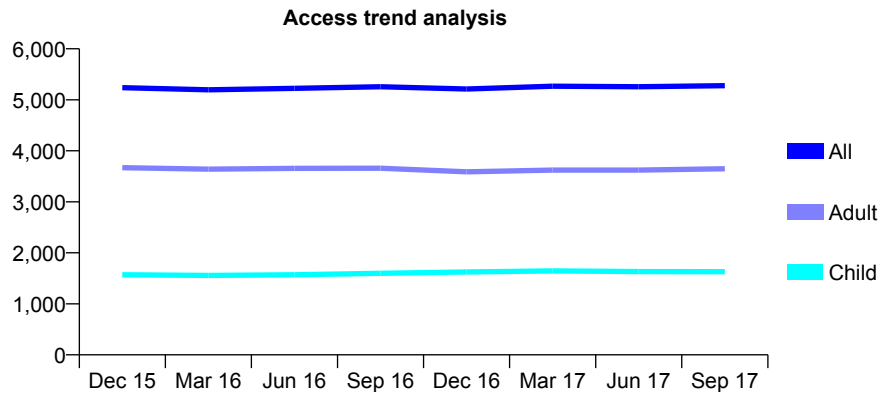
Q53 - Vital Signs At a Glance Contract Report for 682500/0001 - September 2017

Name or company name	MR MN GAMBROUDES
Contract type name	GDS Contract
Purpose of contract	General
Contract start date	01/04/2006
Contract end date	

17/18 Contracted general activity (UDA)	14,071
Carry forward general activity (UDA)	15
17/18 Contracted orthodontic activity (UOA)	0
Carry forward orthodontic activity (UOA)	0
Baseline contract value	£419,464.24

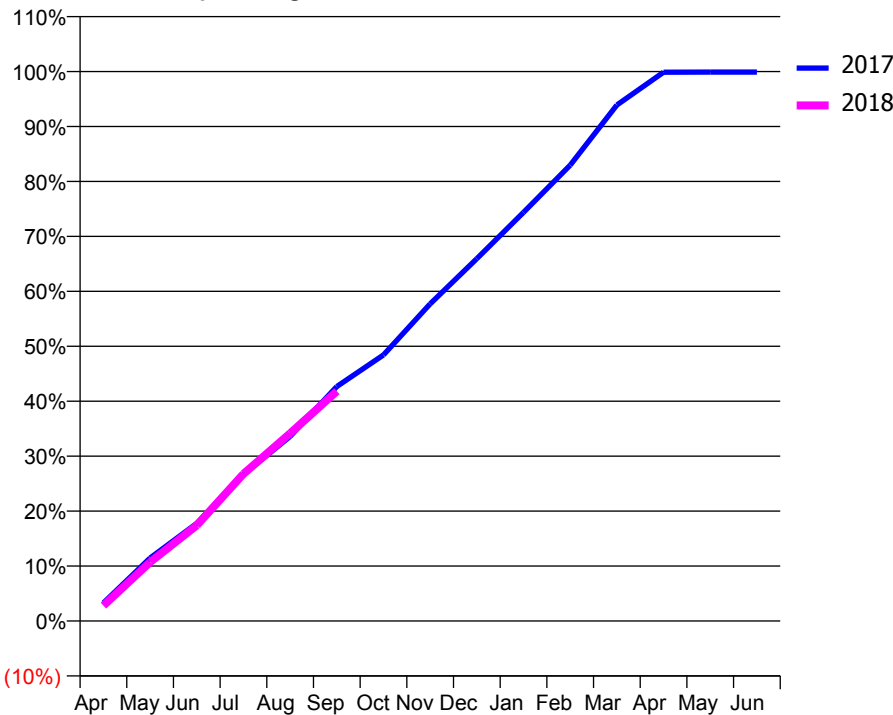
ACCESS*

Patients seen in 24 months	Total	Change since previous quarter
Quarter ending September 2016	5,257	
Quarter ending December 2016	5,213	→
Quarter ending March 2017	5,267	→
Quarter ending June 2017	5,255	→
Quarter ending September 2017	5,277	→
Variance since September 2016	0.4%	→



ACTIVITY

Cumulative percentage of contracted UDA delivered 2017 & 2018



Month	Adjusted Scheduled Activity (UDA)	
	2017	2018
April	462	396
May	1,615	1,509
June	2,502	2,448
July	3,751	3,769
August	4,727	4,807
September	6,004	5,884
October	6,813	
November	8,123	
December	9,280	
January	10,464	
February	11,673	
March	13,214	
April	14,054	
May	14,056	
June	14,056	

QUALITY

	Quantity	Base Number	Contract	AT	Region	England
% of FP17s for the same patient ID Re-attending within 3 months - Children	97	1,311	7.4%	9.4%	11.6%	11.9%
% of FP17s for the same patient ID Re-attending within 3 months - Adults	322	2,622	12.3%	12.6%	15.2%	15.9%
% of FP17s for the same patient ID Re-attending between 3 & 9 months - Children	886	1,311	67.6%	58.5%	59.1%	58.1%
% of FP17s for the same patient ID Re-attending between 3 & 9 months - Adults	1,564	2,622	59.6%	49.8%	51.7%	50.6%
% of FP17s for Band 1 Urgent Courses	126	3,617	3.5%	7.0%	8.0%	9.1%
% of FP17s Relating to Free Repair or Replacements	20	3,617	0.6%	0.7%	0.8%	0.8%
% of FP17s Relating to Continuations	19	3,617	0.5%	1.1%	1.0%	1.1%
% of Patients satisfied with the dentistry they have received	11	12	91.7%	91.7%	91.5%	91.4%
% of Patients satisfied with the time they had to wait for an appointment	12	12	100.0%	90.2%	88.2%	87.7%

* This is based on patients treated on this contract for their most recent course of treatment. Figures in italics indicate the base number of FP17s or Patient Questionnaire responses are less than 100. N/A is shown where the base number of responses is less than 10 during the period. % is calculated as Quantity/Base number*100

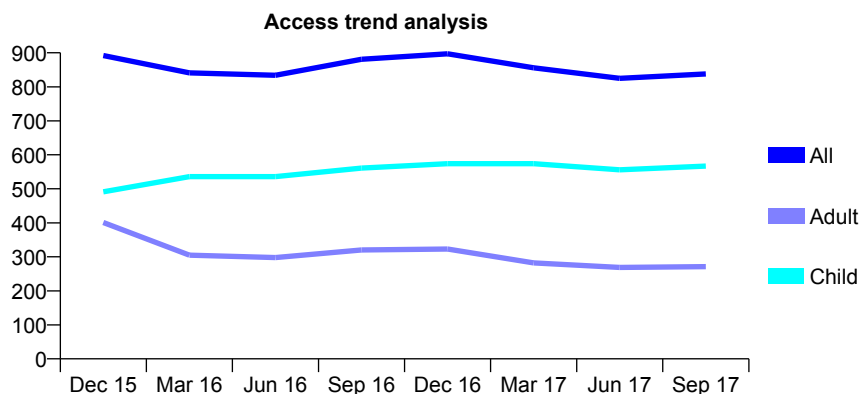
Q53 - Vital Signs At a Glance Contract Report for 688142/0001 - September 2017

Name or company name	MR P GOVENDER
Contract type name	GDS Contract
Purpose of contract	General
Contract start date	01/04/2010
Contract end date	

17/18 Contracted general activity (UDA)	1,400
Carry forward general activity (UDA)	-28
17/18 Contracted orthodontic activity (UOA)	0
Carry forward orthodontic activity (UOA)	0
Baseline contract value	£34,061.14

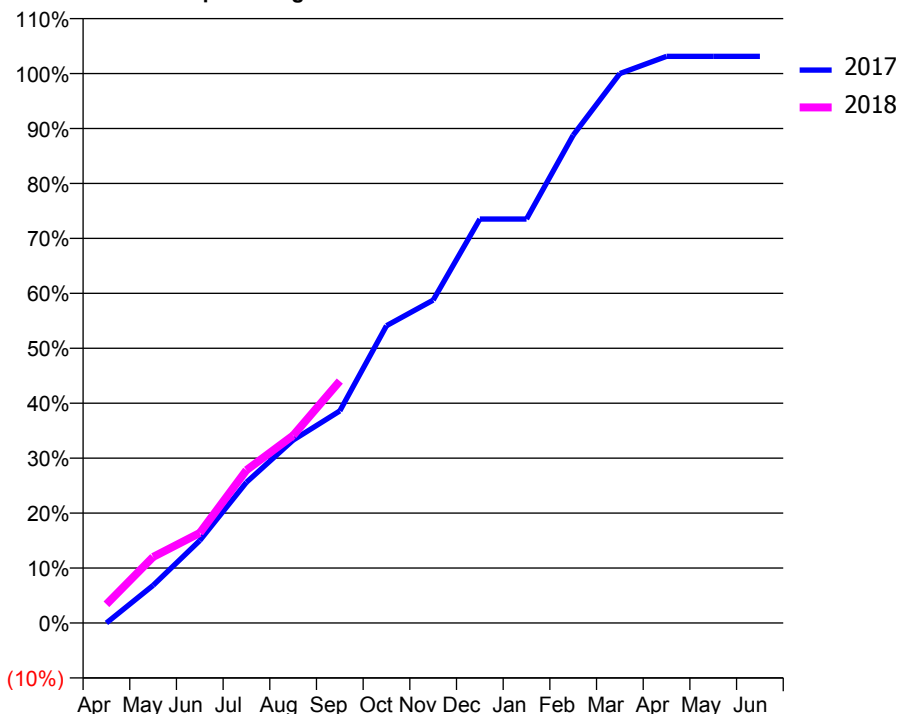
ACCESS*

Patients seen in 24 months	Total	Change since previous quarter
Quarter ending September 2016	881	
Quarter ending December 2016	897	→
Quarter ending March 2017	856	↓
Quarter ending June 2017	825	↓
Quarter ending September 2017	838	→
Variance since September 2016	(4.9%)	↓



ACTIVITY

Cumulative percentage of contracted UDA delivered 2017 & 2018



Adjusted Scheduled Activity (UDA)

Month	2017	2018
April	0	48
May	96	168
June	210	229
July	359	390
August	466	478
September	540	616
October	758	
November	823	
December	1,029	
January	1,029	
February	1,243	
March	1,400	
April	1,444	
May	1,444	
June	1,444	

QUALITY

	Quantity	Base Number	Contract	AT	Region	England
% of FP17s for the same patient ID Re-attending within 3 months - Children	12	392	3.1%	9.4%	11.6%	11.9%
% of FP17s for the same patient ID Re-attending within 3 months - Adults	15	112	13.4%	12.6%	15.2%	15.9%
% of FP17s for the same patient ID Re-attending between 3 & 9 months - Children	245	392	62.5%	58.5%	59.1%	58.1%
% of FP17s for the same patient ID Re-attending between 3 & 9 months - Adults	49	112	43.8%	49.8%	51.7%	50.6%
% of FP17s for Band 1 Urgent Courses	32	467	6.9%	7.0%	8.0%	9.1%
% of FP17s Relating to Free Repair or Replacements	0	467	0.0%	0.7%	0.8%	0.8%
% of FP17s Relating to Continuations	0	467	0.0%	1.1%	1.0%	1.1%
% of Patients satisfied with the dentistry they have received	2	2	N/A	91.7%	91.5%	91.4%
% of Patients satisfied with the time they had to wait for an appointment	2	2	N/A	90.2%	88.2%	87.7%

* This is based on patients treated on this contract for their most recent course of treatment. Figures in italics indicate the base number of FP17s or Patient Questionnaire responses are less than 100. N/A is shown where the base number of responses is less than 10 during the period. % is calculated as Quantity/Base number*100

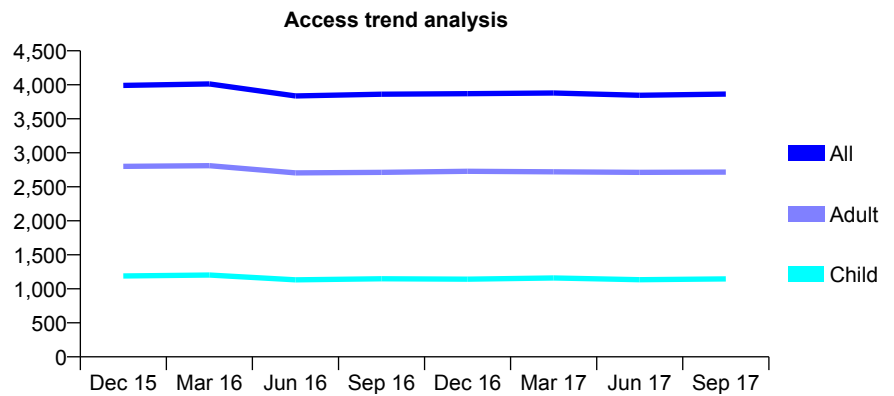
Q53 - Vital Signs At a Glance Contract Report for 693162/0002 - September 2017

Name or company name	MR RK BOJ
Contract type name	GDS Contract
Purpose of contract	General
Contract start date	16/06/2006
Contract end date	

17/18 Contracted general activity (UDA)	10,400
Carry forward general activity (UDA)	272
17/18 Contracted orthodontic activity (UOA)	0
Carry forward orthodontic activity (UOA)	0
Baseline contract value	£297,302.71

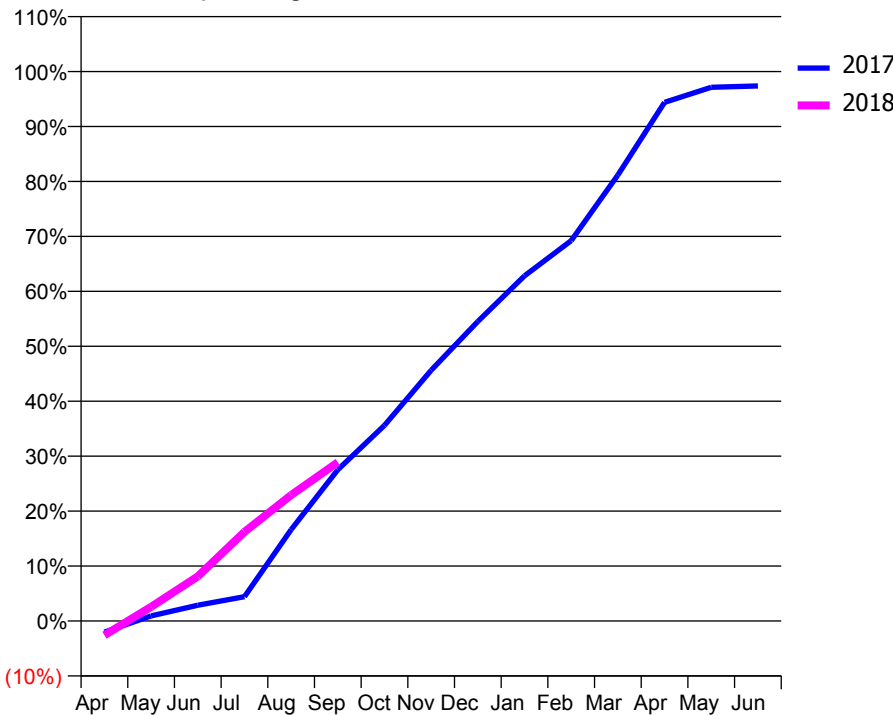
ACCESS*

Patients seen in 24 months	Total	Change since previous quarter
Quarter ending September 2016	3,862	
Quarter ending December 2016	3,870	→
Quarter ending March 2017	3,880	→
Quarter ending June 2017	3,847	→
Quarter ending September 2017	3,863	→
Variance since September 2016	0.0%	→



ACTIVITY

Cumulative percentage of contracted UDA delivered 2017 & 2018



Month	Adjusted Scheduled Activity (UDA)	
	2017	2018
April	-213	-272
May	98	270
June	299	845
July	460	1,688
August	1,731	2,383
September	2,864	3,003
October	3,705	
November	4,746	
December	5,668	
January	6,532	
February	7,200	
March	8,440	
April	9,816	
May	10,102	
June	10,127	

QUALITY

	Quantity	Base Number	Contract	AT	Region	England
% of FP17s for the same patient ID Re-attending within 3 months - Children	28	480	5.8%	9.4%	11.6%	11.9%
% of FP17s for the same patient ID Re-attending within 3 months - Adults	128	1,148	11.1%	12.6%	15.2%	15.9%
% of FP17s for the same patient ID Re-attending between 3 & 9 months - Children	135	480	28.1%	58.5%	59.1%	58.1%
% of FP17s for the same patient ID Re-attending between 3 & 9 months - Adults	273	1,148	23.8%	49.8%	51.7%	50.6%
% of FP17s for Band 1 Urgent Courses	67	1,169	5.7%	7.0%	8.0%	9.1%
% of FP17s Relating to Free Repair or Replacements	16	1,169	1.4%	0.7%	0.8%	0.8%
% of FP17s Relating to Continuations	15	1,169	1.3%	1.1%	1.0%	1.1%
% of Patients satisfied with the dentistry they have received	5	5	N/A	91.7%	91.5%	91.4%
% of Patients satisfied with the time they had to wait for an appointment	4	5	N/A	90.2%	88.2%	87.7%

* This is based on patients treated on this contract for their most recent course of treatment. Figures in italics indicate the base number of FP17s or Patient Questionnaire responses are less than 100. N/A is shown where the base number of responses is less than 10 during the period. % is calculated as Quantity/Base number*100

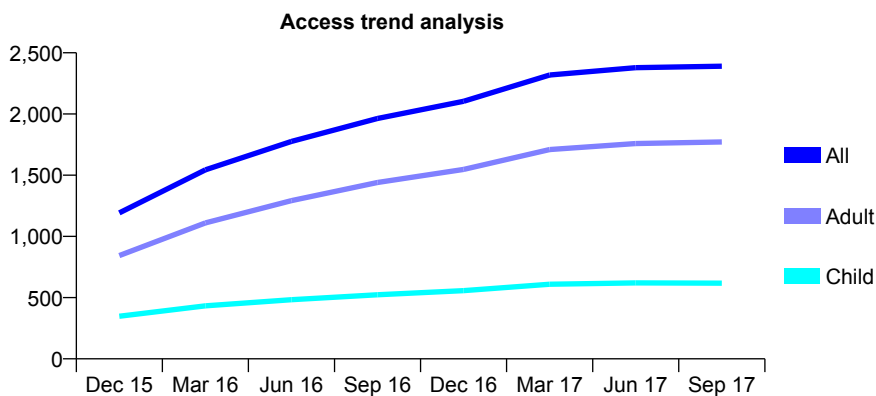
Q53 - Vital Signs At a Glance Contract Report for 698253/0001 - September 2017

Name or company name	MR NS MALHI
Contract type name	GDS Contract
Purpose of contract	General
Contract start date	01/06/2015
Contract end date	

17/18 Contracted general activity (UDA)	6,395
Carry forward general activity (UDA)	-29
17/18 Contracted orthodontic activity (UOA)	0
Carry forward orthodontic activity (UOA)	0
Baseline contract value	£182,389.34

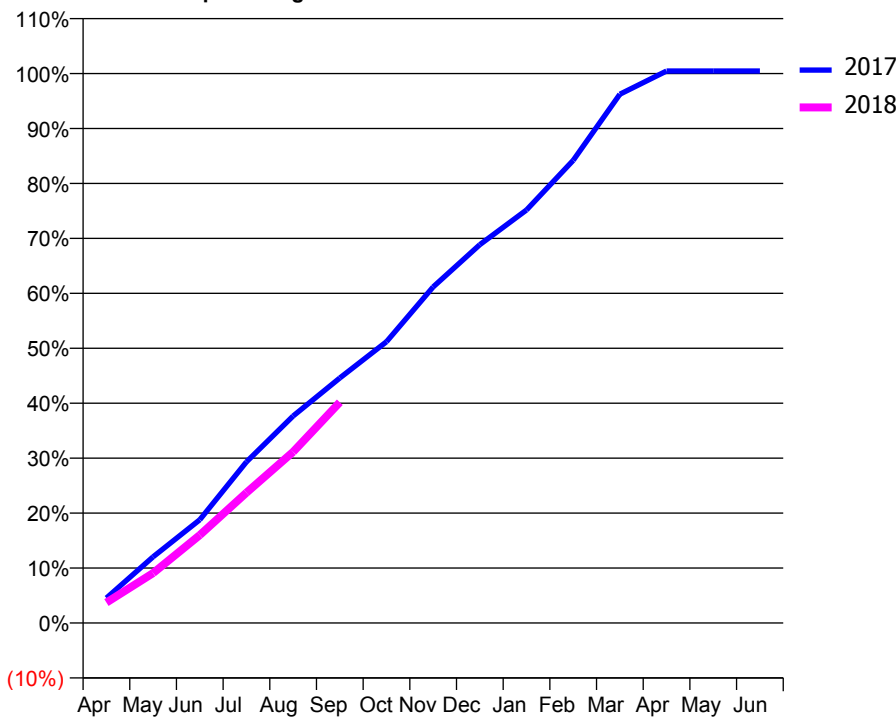
ACCESS*

Patients seen in 24 months	Total	Change since previous quarter
Quarter ending September 2016	1,964	
Quarter ending December 2016	2,104	↑
Quarter ending March 2017	2,319	↑
Quarter ending June 2017	2,379	↑
Quarter ending September 2017	2,390	→
Variance since September 2016	21.7%	↑



ACTIVITY

Cumulative percentage of contracted UDA delivered 2017 & 2018



Month	Adjusted Scheduled Activity (UDA)	
	2017	2018
April	291	238
May	771	580
June	1,201	1,024
July	1,875	1,517
August	2,409	1,992
September	2,852	2,569
October	3,274	
November	3,911	
December	4,404	
January	4,806	
February	5,384	
March	6,154	
April	6,423	
May	6,423	
June	6,423	

QUALITY

	Quantity	Base Number	Contract	AT	Region	England
% of FP17s for the same patient ID Re-attending within 3 months - Children	12	350	3.4%	9.4%	11.6%	11.9%
% of FP17s for the same patient ID Re-attending within 3 months - Adults	52	849	6.1%	12.6%	15.2%	15.9%
% of FP17s for the same patient ID Re-attending between 3 & 9 months - Children	171	350	48.9%	58.5%	59.1%	58.1%
% of FP17s for the same patient ID Re-attending between 3 & 9 months - Adults	348	849	41.0%	49.8%	51.7%	50.6%
% of FP17s for Band 1 Urgent Courses	72	1,118	6.4%	7.0%	8.0%	9.1%
% of FP17s Relating to Free Repair or Replacements	4	1,118	0.4%	0.7%	0.8%	0.8%
% of FP17s Relating to Continuations	1	1,118	0.1%	1.1%	1.0%	1.1%
% of Patients satisfied with the dentistry they have received	5	5	N/A	91.7%	91.5%	91.4%
% of Patients satisfied with the time they had to wait for an appointment	4	5	N/A	90.2%	88.2%	87.7%

* This is based on patients treated on this contract for their most recent course of treatment. Figures in italics indicate the base number of FP17s or Patient Questionnaire responses are less than 100. N/A is shown where the base number of responses is less than 10 during the period. % is calculated as Quantity/Base number*100

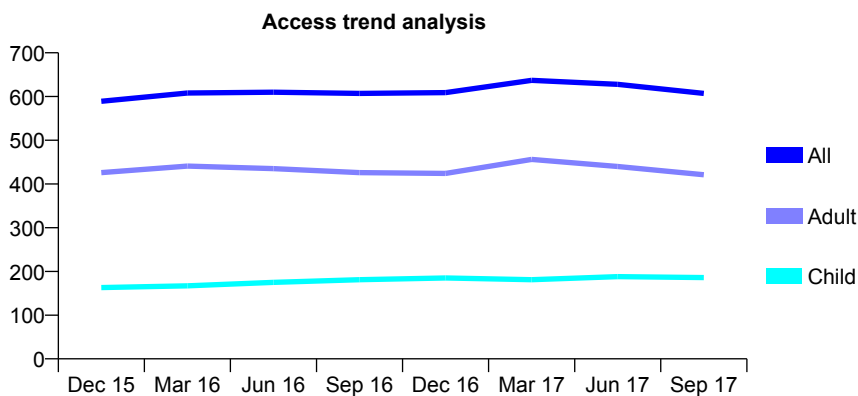
Q53 - Vital Signs At a Glance Contract Report for 716820/0001 - September 2017

Name or company name	MRS HM KOTLINSKA - STASZKOWS
Contract type name	GDS Contract
Purpose of contract	General
Contract start date	21/06/2010
Contract end date	

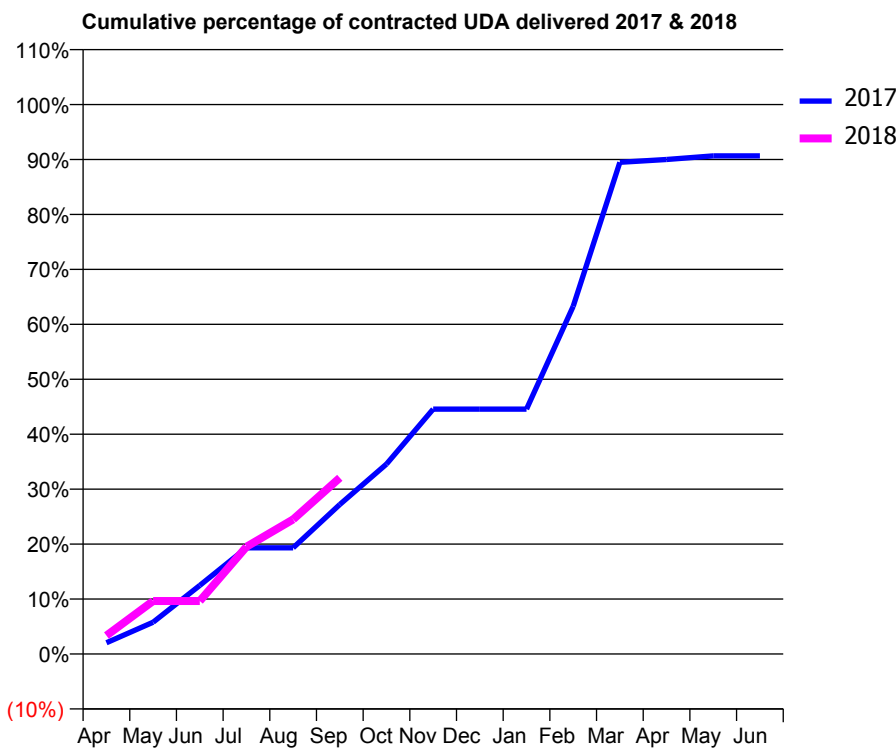
17/18 Contracted general activity (UDA)	1,813
Carry forward general activity (UDA)	0
17/18 Contracted orthodontic activity (UOA)	0
Carry forward orthodontic activity (UOA)	0
Baseline contract value	£45,895.25

ACCESS*

Patients seen in 24 months	Total	Change since previous quarter
Quarter ending September 2016	607	
Quarter ending December 2016	609	→
Quarter ending March 2017	637	↑
Quarter ending June 2017	628	↓
Quarter ending September 2017	607	↓
Variance since September 2016	0.0%	→



ACTIVITY



Adjusted Scheduled Activity (UDA)		
Month	2017	2018
April	37	61
May	105	175
June	226	175
July	351	354
August	351	444
September	494	581
October	627	
November	808	
December	808	
January	808	
February	1,147	
March	1,622	
April	1,631	
May	1,643	
June	1,643	

QUALITY

	Quantity	Base Number	Contract	AT	Region	England
% of FP17s for the same patient ID Re-attending within 3 months - Children	10	137	7.3%	9.4%	11.6%	11.9%
% of FP17s for the same patient ID Re-attending within 3 months - Adults	14	168	8.3%	12.6%	15.2%	15.9%
% of FP17s for the same patient ID Re-attending between 3 & 9 months - Children	67	137	48.9%	58.5%	59.1%	58.1%
% of FP17s for the same patient ID Re-attending between 3 & 9 months - Adults	71	168	42.3%	49.8%	51.7%	50.6%
% of FP17s for Band 1 Urgent Courses	2	290	0.7%	7.0%	8.0%	9.1%
% of FP17s Relating to Free Repair or Replacements	1	290	0.3%	0.7%	0.8%	0.8%
% of FP17s Relating to Continuations	5	290	1.7%	1.1%	1.0%	1.1%
% of Patients satisfied with the dentistry they have received	1	1	N/A	91.7%	91.5%	91.4%
% of Patients satisfied with the time they had to wait for an appointment	1	1	N/A	90.2%	88.2%	87.7%

* This is based on patients treated on this contract for their most recent course of treatment. Figures in italics indicate the base number of FP17s or Patient Questionnaire responses are less than 100. N/A is shown where the base number of responses is less than 10 during the period. % is calculated as Quantity/Base number*100

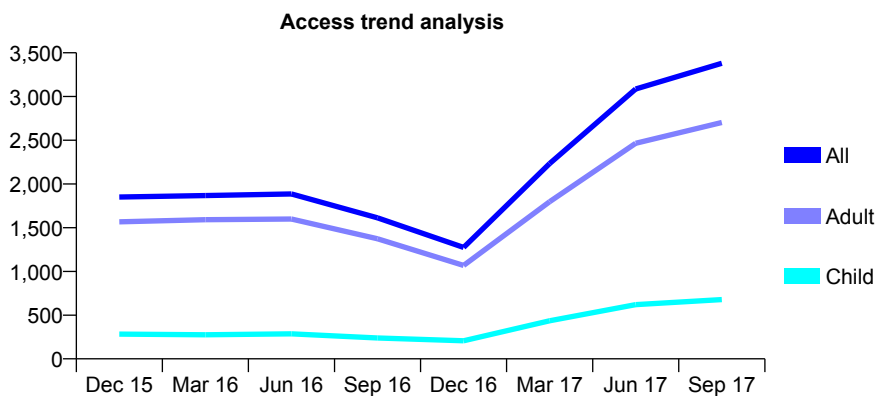
Q53 - Vital Signs At a Glance Contract Report for 731323/0001 - September 2017

Name or company name	Leicester Street Dental Surgery
Contract type name	GDS Contract
Purpose of contract	General
Contract start date	01/04/2006
Contract end date	

17/18 Contracted general activity (UDA)	6,641
Carry forward general activity (UDA)	0
17/18 Contracted orthodontic activity (UOA)	0
Carry forward orthodontic activity (UOA)	0
Baseline contract value	£154,001.88

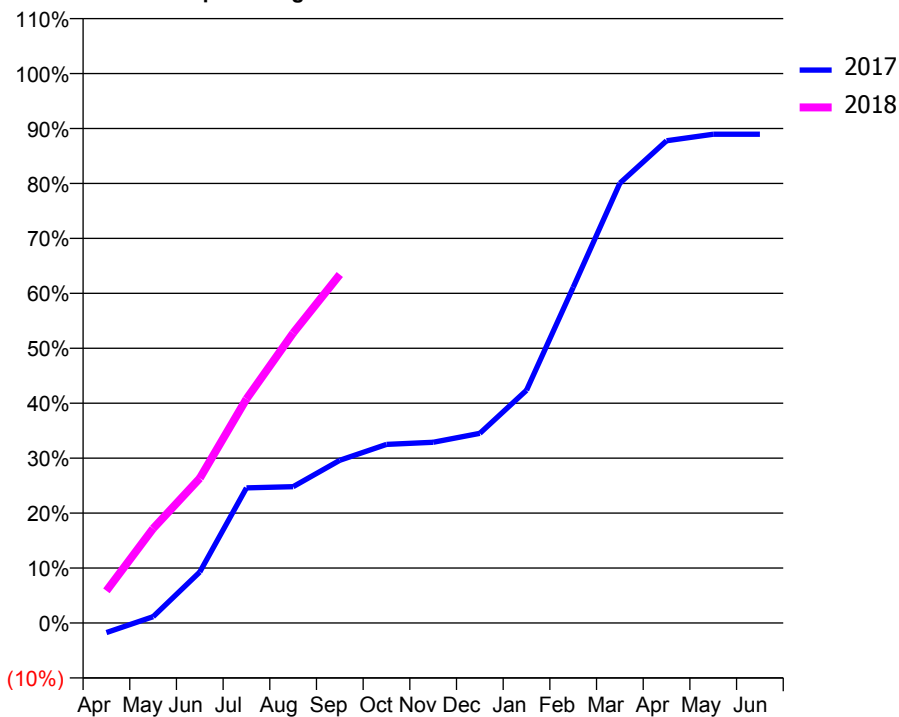
ACCESS*

Patients seen in 24 months	Total	Change since previous quarter
Quarter ending September 2016	1,612	
Quarter ending December 2016	1,274	↓
Quarter ending March 2017	2,234	↑
Quarter ending June 2017	3,086	↑
Quarter ending September 2017	3,381	↑
Variance since September 2016	109.7%	↑



ACTIVITY

Cumulative percentage of contracted UDA delivered 2017 & 2018



Month	Adjusted Scheduled Activity (UDA)	
	2017	2018
April	-117	389
May	77	1,141
June	617	1,749
July	1,634	2,709
August	1,648	3,505
September	1,967	4,212
October	2,159	
November	2,185	
December	2,292	
January	2,814	
February	4,058	
March	5,316	
April	5,829	
May	5,908	
June	5,908	

QUALITY

	Quantity	Base Number	Contract	AT	Region	England
% of FP17s for the same patient ID Re-attending within 3 months - Children	43	589	7.3%	9.4%	11.6%	11.9%
% of FP17s for the same patient ID Re-attending within 3 months - Adults	248	1,974	12.6%	12.6%	15.2%	15.9%
% of FP17s for the same patient ID Re-attending between 3 & 9 months - Children	172	589	29.2%	58.5%	59.1%	58.1%
% of FP17s for the same patient ID Re-attending between 3 & 9 months - Adults	462	1,974	23.4%	49.8%	51.7%	50.6%
% of FP17s for Band 1 Urgent Courses	217	2,259	9.6%	7.0%	8.0%	9.1%
% of FP17s Relating to Free Repair or Replacements	7	2,259	0.3%	0.7%	0.8%	0.8%
% of FP17s Relating to Continuations	17	2,259	0.8%	1.1%	1.0%	1.1%
% of Patients satisfied with the dentistry they have received	7	8	N/A	91.7%	91.5%	91.4%
% of Patients satisfied with the time they had to wait for an appointment	8	8	N/A	90.2%	88.2%	87.7%

* This is based on patients treated on this contract for their most recent course of treatment. Figures in italics indicate the base number of FP17s or Patient Questionnaire responses are less than 100. N/A is shown where the base number of responses is less than 10 during the period. % is calculated as Quantity/Base number*100

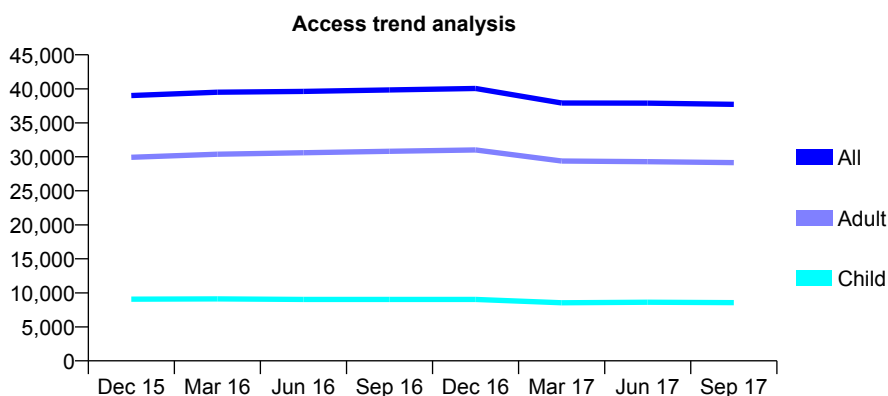
Q53 - Vital Signs At a Glance Contract Report for 732052/0003 - September 2017

Name or company name	Balbir S Bhandal, Amrik S Bhandal & Baljit
Contract type name	GDS Contract
Purpose of contract	General and Orthodontic
Contract start date	01/04/2006
Contract end date	

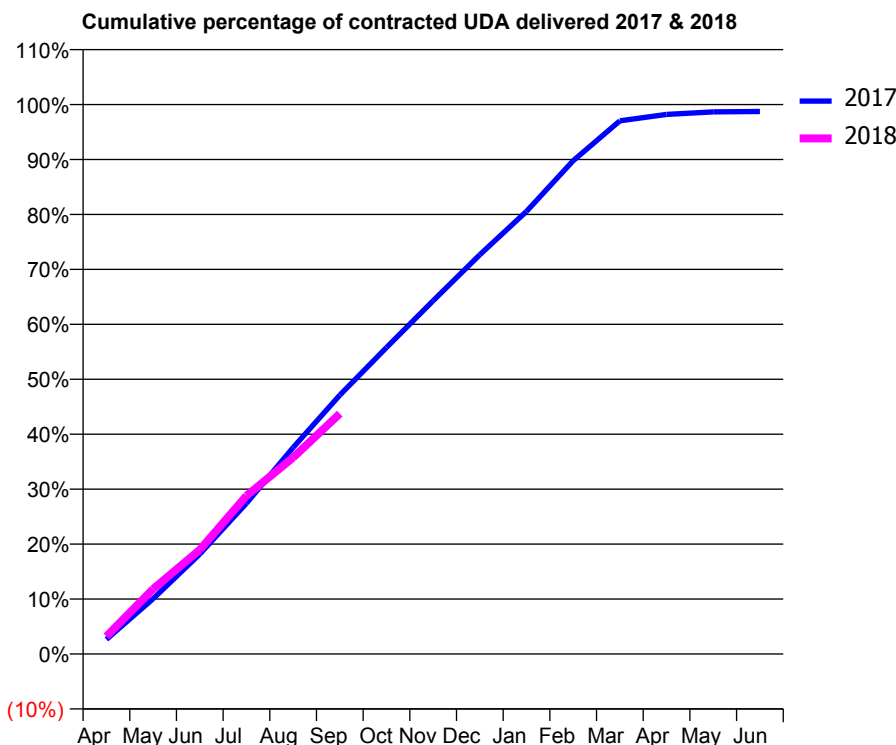
17/18 Contracted general activity (UDA)	100,734
Carry forward general activity (UDA)	489
17/18 Contracted orthodontic activity (UOA)	3,423
Carry forward orthodontic activity (UOA)	-69
Baseline contract value	£2,949,536.28

ACCESS*

Patients seen in 24 months	Total	Change since previous quarter
Quarter ending September 2016	39,832	
Quarter ending December 2016	40,040	→
Quarter ending March 2017	37,916	↓
Quarter ending June 2017	37,901	→
Quarter ending September 2017	37,712	→
Variance since September 2016	(5.3%)	↓



ACTIVITY



Month	Adjusted Scheduled Activity (UDA)	
	2017	2018
April	2,667	3,237
May	10,127	11,920
June	18,328	19,112
July	27,636	28,994
August	37,843	36,011
September	47,464	44,074
October	56,190	
November	64,759	
December	73,194	
January	81,156	
February	90,438	
March	97,750	
April	98,924	
May	99,381	
June	99,459	

QUALITY

	Quantity	Base Number	Contract	AT	Region	England
% of FP17s for the same patient ID Re-attending within 3 months - Children	281	4,798	5.9%	9.4%	11.6%	11.9%
% of FP17s for the same patient ID Re-attending within 3 months - Adults	717	13,036	5.5%	12.6%	15.2%	15.9%
% of FP17s for the same patient ID Re-attending between 3 & 9 months - Children	1,716	4,798	35.8%	58.5%	59.1%	58.1%
% of FP17s for the same patient ID Re-attending between 3 & 9 months - Adults	4,370	13,036	33.5%	49.8%	51.7%	50.6%
% of FP17s for Band 1 Urgent Courses	259	17,084	1.5%	7.0%	8.0%	9.1%
% of FP17s Relating to Free Repair or Replacements	38	17,084	0.2%	0.7%	0.8%	0.8%
% of FP17s Relating to Continuations	4	17,084	0.0%	1.1%	1.0%	1.1%
% of Patients satisfied with the dentistry they have received	45	48	93.8%	91.7%	91.5%	91.4%
% of Patients satisfied with the time they had to wait for an appointment	41	48	85.4%	90.2%	88.2%	87.7%

* This is based on patients treated on this contract for their most recent course of treatment. Figures in italics indicate the base number of FP17s or Patient Questionnaire responses are less than 100. N/A is shown where the base number of responses is less than 10 during the period. % is calculated as Quantity/Base number*100

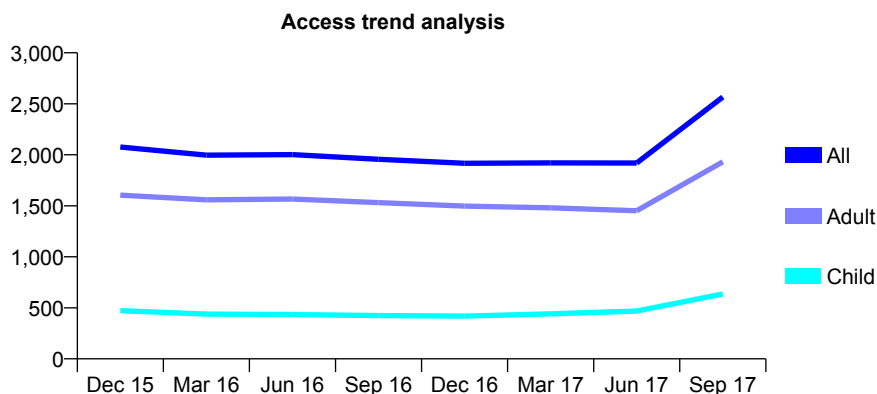
Q53 - Vital Signs At a Glance Contract Report for 732052/0004 - September 2017

Name or company name	Balbir S Bhandal, Amrik S Bhandal & Baljit
Contract type name	GDS Contract
Purpose of contract	General
Contract start date	01/04/2006
Contract end date	

17/18 Contracted general activity (UDA)	7,618
Carry forward general activity (UDA)	0
17/18 Contracted orthodontic activity (UOA)	0
Carry forward orthodontic activity (UOA)	0
Baseline contract value	£190,784.80

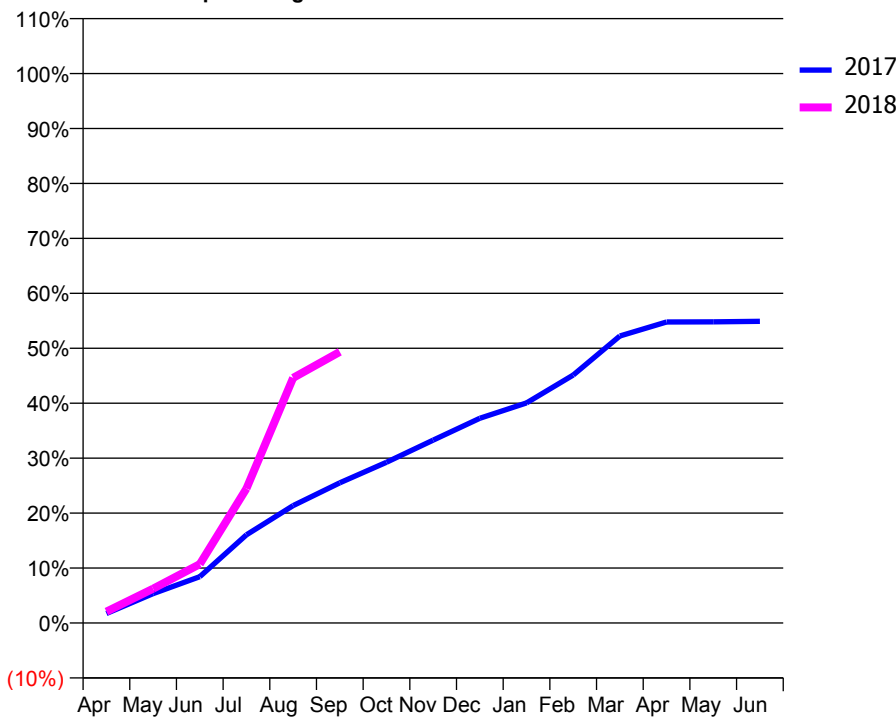
ACCESS*

Patients seen in 24 months	Total	Change since previous quarter
Quarter ending September 2016	1,956	
Quarter ending December 2016	1,917	↓
Quarter ending March 2017	1,921	→
Quarter ending June 2017	1,920	→
Quarter ending September 2017	2,567	↑
Variance since September 2016	31.2%	↑



ACTIVITY

Cumulative percentage of contracted UDA delivered 2017 & 2018



Month	Adjusted Scheduled Activity (UDA)	
	2017	2018
April	133	157
May	408	475
June	642	816
July	1,224	1,865
August	1,628	3,398
September	1,945	3,758
October	2,229	
November	2,536	
December	2,838	
January	3,051	
February	3,438	
March	3,980	
April	4,174	
May	4,175	
June	4,182	

QUALITY

	Quantity	Base Number	Contract	AT	Region	England
% of FP17s for the same patient ID Re-attending within 3 months - Children	22	730	3.0%	9.4%	11.6%	11.9%
% of FP17s for the same patient ID Re-attending within 3 months - Adults	233	2,362	9.9%	12.6%	15.2%	15.9%
% of FP17s for the same patient ID Re-attending between 3 & 9 months - Children	225	730	30.8%	58.5%	59.1%	58.1%
% of FP17s for the same patient ID Re-attending between 3 & 9 months - Adults	784	2,362	33.2%	49.8%	51.7%	50.6%
% of FP17s for Band 1 Urgent Courses	17	1,724	1.0%	7.0%	8.0%	9.1%
% of FP17s Relating to Free Repair or Replacements	4	1,724	0.2%	0.7%	0.8%	0.8%
% of FP17s Relating to Continuations	0	1,724	0.0%	1.1%	1.0%	1.1%
% of Patients satisfied with the dentistry they have received	2	2	N/A	91.7%	91.5%	91.4%
% of Patients satisfied with the time they had to wait for an appointment	2	2	N/A	90.2%	88.2%	87.7%

* This is based on patients treated on this contract for their most recent course of treatment. Figures in italics indicate the base number of FP17s or Patient Questionnaire responses are less than 100. N/A is shown where the base number of responses is less than 10 during the period. % is calculated as Quantity/Base number*100

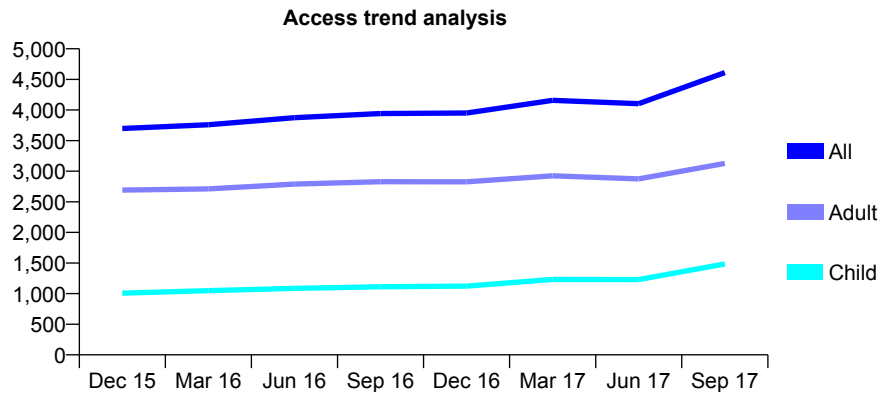
Q53 - Vital Signs At a Glance Contract Report for 732052/0005 - September 2017

Name or company name	Balbir S Bhandal, Amrik S Bhandal & Baljit
Contract type name	GDS Contract
Purpose of contract	General
Contract start date	18/05/2009
Contract end date	

17/18 Contracted general activity (UDA)	11,000
Carry forward general activity (UDA)	0
17/18 Contracted orthodontic activity (UOA)	0
Carry forward orthodontic activity (UOA)	0
Baseline contract value	£268,467.40

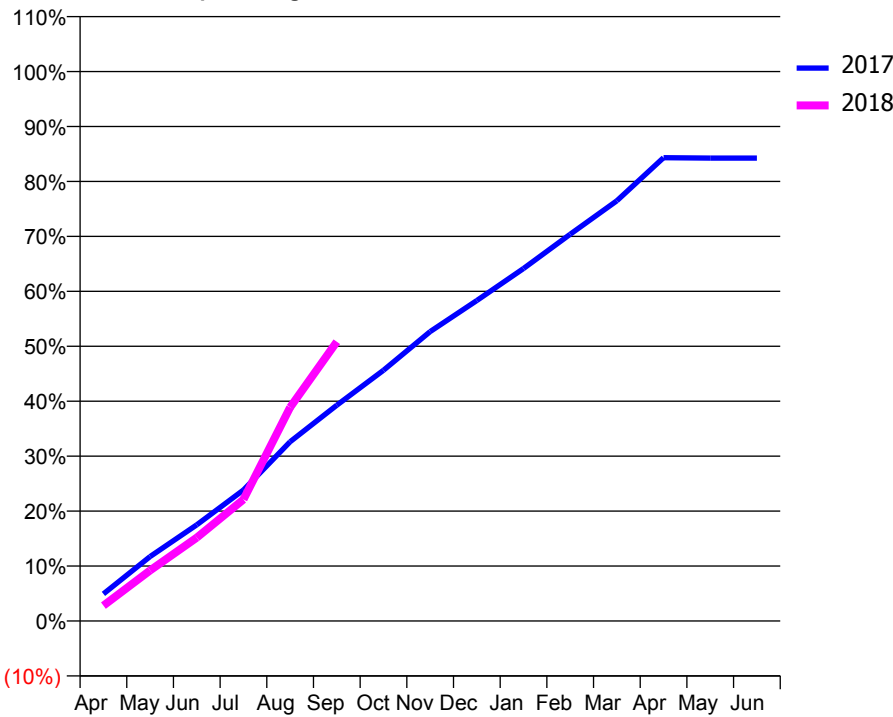
ACCESS*

Patients seen in 24 months	Total	Change since previous quarter
Quarter ending September 2016	3,942	
Quarter ending December 2016	3,950	→
Quarter ending March 2017	4,158	↑
Quarter ending June 2017	4,103	↓
Quarter ending September 2017	4,612	↑
Variance since September 2016	17.0%	↑



ACTIVITY

Cumulative percentage of contracted UDA delivered 2017 & 2018



Month	Adjusted Scheduled Activity (UDA)	
	2017	2018
April	543	308
May	1,290	1,012
June	1,925	1,670
July	2,623	2,433
August	3,589	4,278
September	4,320	5,592
October	5,020	
November	5,794	
December	6,415	
January	7,056	
February	7,742	
March	8,411	
April	9,275	
May	9,266	
June	9,266	

QUALITY

	Quantity	Base Number	Contract	AT	Region	England
% of FP17s for the same patient ID Re-attending within 3 months - Children	5	945	0.5%	9.4%	11.6%	11.9%
% of FP17s for the same patient ID Re-attending within 3 months - Adults	49	1,628	3.0%	12.6%	15.2%	15.9%
% of FP17s for the same patient ID Re-attending between 3 & 9 months - Children	183	945	19.4%	58.5%	59.1%	58.1%
% of FP17s for the same patient ID Re-attending between 3 & 9 months - Adults	407	1,628	25.0%	49.8%	51.7%	50.6%
% of FP17s for Band 1 Urgent Courses	50	2,170	2.3%	7.0%	8.0%	9.1%
% of FP17s Relating to Free Repair or Replacements	0	2,170	0.0%	0.7%	0.8%	0.8%
% of FP17s Relating to Continuations	0	2,170	0.0%	1.1%	1.0%	1.1%
% of Patients satisfied with the dentistry they have received	4	7	N/A	91.7%	91.5%	91.4%
% of Patients satisfied with the time they had to wait for an appointment	7	7	N/A	90.2%	88.2%	87.7%

* This is based on patients treated on this contract for their most recent course of treatment. Figures in italics indicate the base number of FP17s or Patient Questionnaire responses are less than 100. N/A is shown where the base number of responses is less than 10 during the period. % is calculated as Quantity/Base number*100

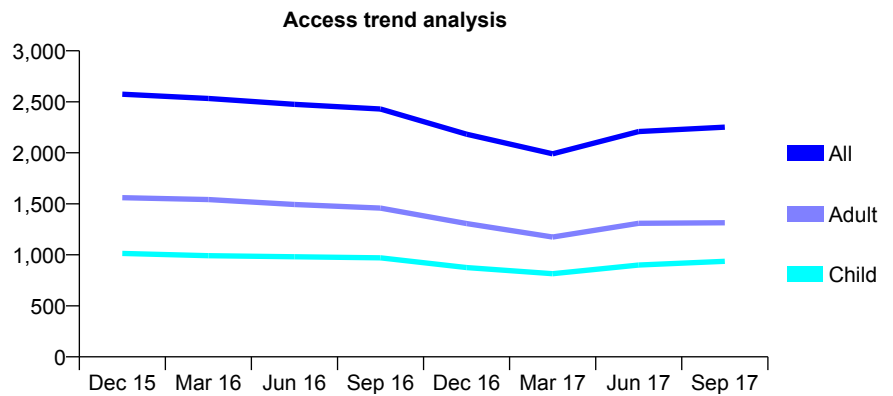
Q53 - Vital Signs At a Glance Contract Report for 732052/0006 - September 2017

Name or company name	Balbir S Bhandal, Amrik S Bhandal & Baljit
Contract type name	GDS Contract
Purpose of contract	General
Contract start date	18/05/2009
Contract end date	

17/18 Contracted general activity (UDA)	6,600
Carry forward general activity (UDA)	0
17/18 Contracted orthodontic activity (UOA)	0
Carry forward orthodontic activity (UOA)	0
Baseline contract value	£161,080.44

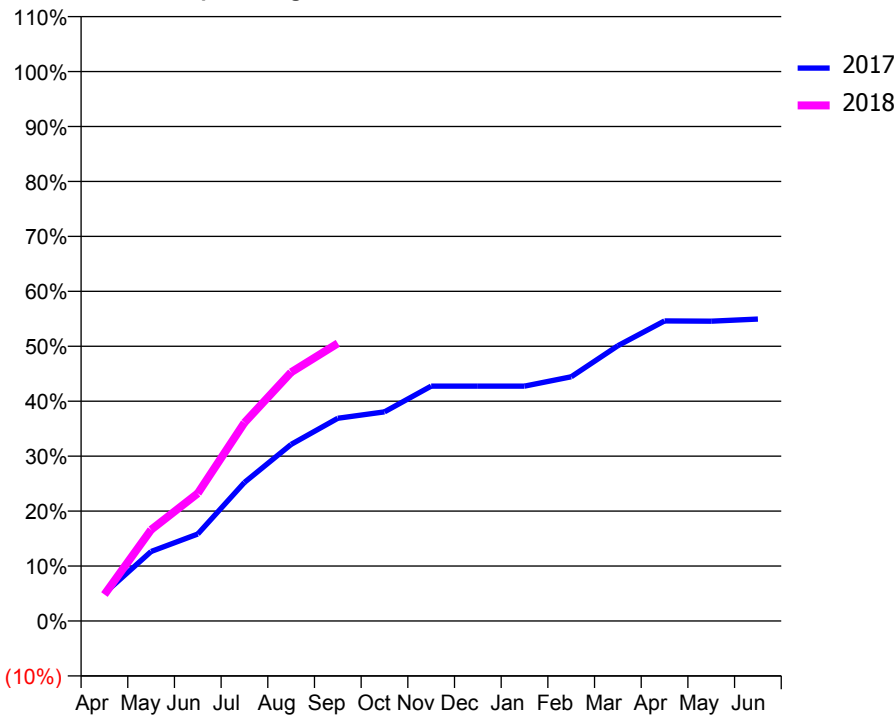
ACCESS*

Patients seen in 24 months	Total	Change since previous quarter
Quarter ending September 2016	2,429	
Quarter ending December 2016	2,182	↓
Quarter ending March 2017	1,990	↓
Quarter ending June 2017	2,209	↑
Quarter ending September 2017	2,251	→
Variance since September 2016	(7.3%)	↓



ACTIVITY

Cumulative percentage of contracted UDA delivered 2017 & 2018



Month	Adjusted Scheduled Activity (UDA)	
	2017	2018
April	333	318
May	835	1,096
June	1,045	1,533
July	1,666	2,383
August	2,121	2,988
September	2,435	3,335
October	2,512	
November	2,821	
December	2,821	
January	2,821	
February	2,934	
March	3,307	
April	3,604	
May	3,601	
June	3,627	

QUALITY

	Quantity	Base Number	Contract	AT	Region	England
% of FP17s for the same patient ID Re-attending within 3 months - Children	5	584	0.9%	9.4%	11.6%	11.9%
% of FP17s for the same patient ID Re-attending within 3 months - Adults	27	807	3.3%	12.6%	15.2%	15.9%
% of FP17s for the same patient ID Re-attending between 3 & 9 months - Children	77	584	13.2%	58.5%	59.1%	58.1%
% of FP17s for the same patient ID Re-attending between 3 & 9 months - Adults	102	807	12.6%	49.8%	51.7%	50.6%
% of FP17s for Band 1 Urgent Courses	6	1,263	0.5%	7.0%	8.0%	9.1%
% of FP17s Relating to Free Repair or Replacements	1	1,263	0.1%	0.7%	0.8%	0.8%
% of FP17s Relating to Continuations	0	1,263	0.0%	1.1%	1.0%	1.1%
% of Patients satisfied with the dentistry they have received	1	1	N/A	91.7%	91.5%	91.4%
% of Patients satisfied with the time they had to wait for an appointment	0	1	N/A	90.2%	88.2%	87.7%

* This is based on patients treated on this contract for their most recent course of treatment. Figures in italics indicate the base number of FP17s or Patient Questionnaire responses are less than 100. N/A is shown where the base number of responses is less than 10 during the period. % is calculated as Quantity/Base number*100

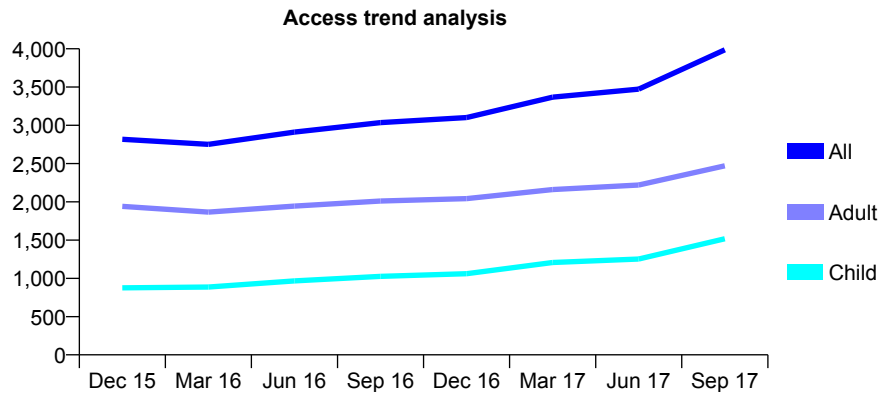
Q53 - Vital Signs At a Glance Contract Report for 732052/0007 - September 2017

Name or company name	Balbir S Bhandal, Amrik S Bhandal & Baljit
Contract type name	GDS Contract
Purpose of contract	General
Contract start date	18/05/2009
Contract end date	

17/18 Contracted general activity (UDA)	11,000
Carry forward general activity (UDA)	0
17/18 Contracted orthodontic activity (UOA)	0
Carry forward orthodontic activity (UOA)	0
Baseline contract value	£268,467.40

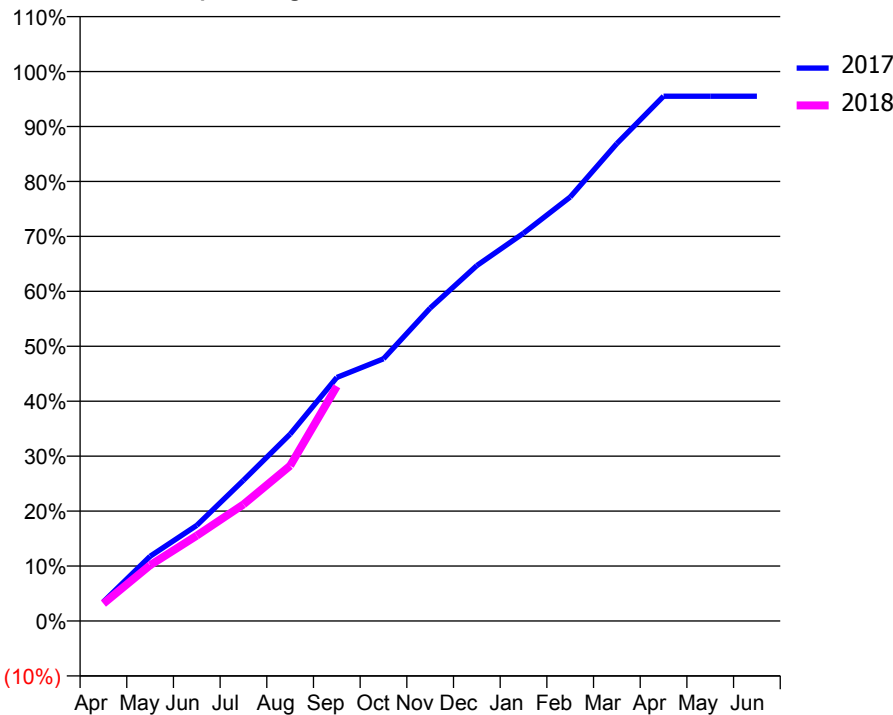
ACCESS*

Patients seen in 24 months	Total	Change since previous quarter
Quarter ending September 2016	3,036	
Quarter ending December 2016	3,101	↑
Quarter ending March 2017	3,368	↑
Quarter ending June 2017	3,473	↑
Quarter ending September 2017	3,987	↑
Variance since September 2016	31.3%	↑



ACTIVITY

Cumulative percentage of contracted UDA delivered 2017 & 2018



Month	Adjusted Scheduled Activity (UDA)	
	2017	2018
April	386	349
May	1,295	1,117
June	1,914	1,709
July	2,818	2,335
August	3,741	3,109
September	4,875	4,699
October	5,250	
November	6,264	
December	7,116	
January	7,763	
February	8,488	
March	9,559	
April	10,505	
May	10,504	
June	10,504	

QUALITY

	Quantity	Base Number	Contract	AT	Region	England
% of FP17s for the same patient ID Re-attending within 3 months - Children	24	1,071	2.2%	9.4%	11.6%	11.9%
% of FP17s for the same patient ID Re-attending within 3 months - Adults	38	1,249	3.0%	12.6%	15.2%	15.9%
% of FP17s for the same patient ID Re-attending between 3 & 9 months - Children	441	1,071	41.2%	58.5%	59.1%	58.1%
% of FP17s for the same patient ID Re-attending between 3 & 9 months - Adults	470	1,249	37.6%	49.8%	51.7%	50.6%
% of FP17s for Band 1 Urgent Courses	10	1,958	0.5%	7.0%	8.0%	9.1%
% of FP17s Relating to Free Repair or Replacements	6	1,958	0.3%	0.7%	0.8%	0.8%
% of FP17s Relating to Continuations	1	1,958	0.1%	1.1%	1.0%	1.1%
% of Patients satisfied with the dentistry they have received	5	5	N/A	91.7%	91.5%	91.4%
% of Patients satisfied with the time they had to wait for an appointment	4	5	N/A	90.2%	88.2%	87.7%

* This is based on patients treated on this contract for their most recent course of treatment. Figures in italics indicate the base number of FP17s or Patient Questionnaire responses are less than 100. N/A is shown where the base number of responses is less than 10 during the period. % is calculated as Quantity/Base number*100

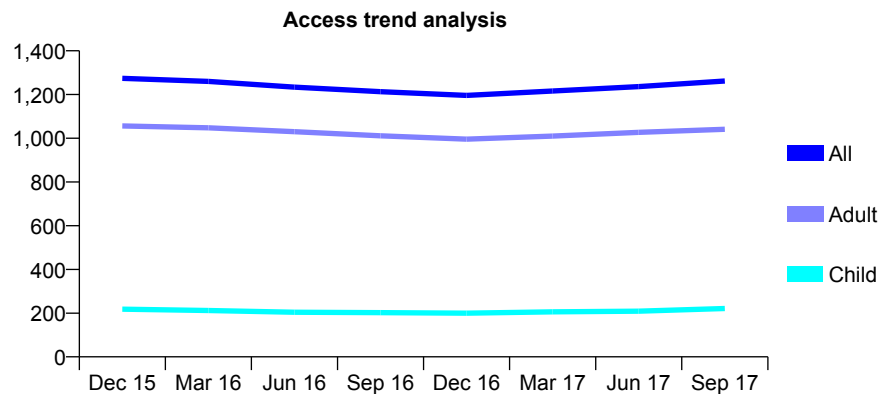
Q53 - Vital Signs At a Glance Contract Report for 735868/0001 - September 2017

Name or company name	MRS JA WARHAM
Contract type name	GDS Contract
Purpose of contract	General
Contract start date	01/04/2006
Contract end date	

17/18 Contracted general activity (UDA)	4,154
Carry forward general activity (UDA)	123
17/18 Contracted orthodontic activity (UOA)	0
Carry forward orthodontic activity (UOA)	0
Baseline contract value	£106,311.49

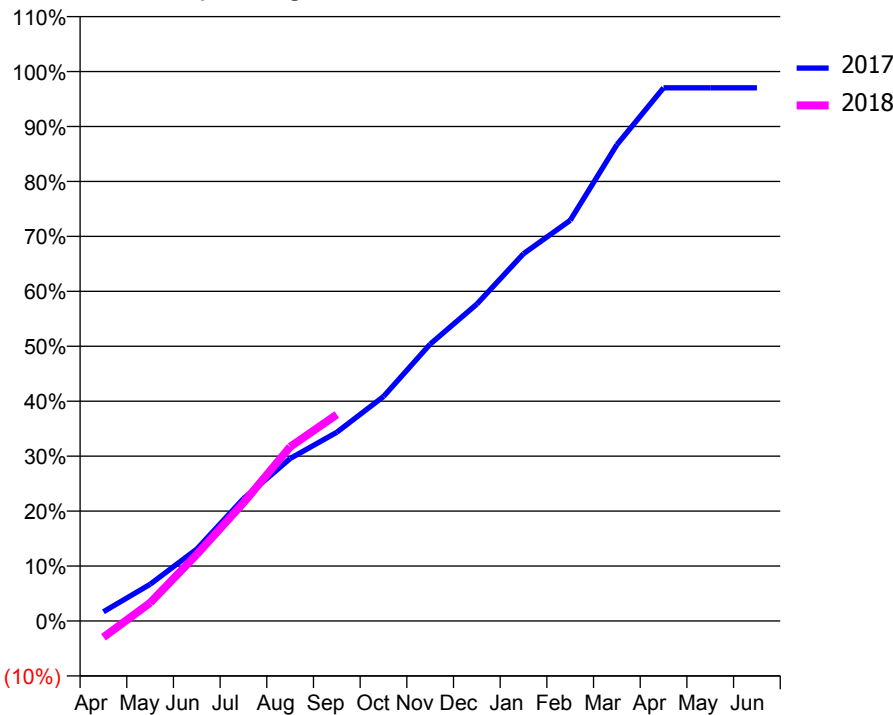
ACCESS*

Patients seen in 24 months	Total	Change since previous quarter
Quarter ending September 2016	1,213	
Quarter ending December 2016	1,196	↓
Quarter ending March 2017	1,216	→
Quarter ending June 2017	1,236	→
Quarter ending September 2017	1,262	↑
Variance since September 2016	4.0%	↑



ACTIVITY

Cumulative percentage of contracted UDA delivered 2017 & 2018



Month	Adjusted Scheduled Activity (UDA)	
	2017	2018
April	70	-123
May	277	138
June	544	503
July	925	894
August	1,228	1,317
September	1,427	1,561
October	1,697	
November	2,093	
December	2,396	
January	2,777	
February	3,028	
March	3,600	
April	4,031	
May	4,031	
June	4,031	

QUALITY

	Quantity	Base Number	Contract	AT	Region	England
% of FP17s for the same patient ID Re-attending within 3 months - Children	11	184	6.0%	9.4%	11.6%	11.9%
% of FP17s for the same patient ID Re-attending within 3 months - Adults	124	727	17.1%	12.6%	15.2%	15.9%
% of FP17s for the same patient ID Re-attending between 3 & 9 months - Children	123	184	66.8%	58.5%	59.1%	58.1%
% of FP17s for the same patient ID Re-attending between 3 & 9 months - Adults	319	727	43.9%	49.8%	51.7%	50.6%
% of FP17s for Band 1 Urgent Courses	120	773	15.5%	7.0%	8.0%	9.1%
% of FP17s Relating to Free Repair or Replacements	10	773	1.3%	0.7%	0.8%	0.8%
% of FP17s Relating to Continuations	15	773	1.9%	1.1%	1.0%	1.1%
% of Patients satisfied with the dentistry they have received	4	5	N/A	91.7%	91.5%	91.4%
% of Patients satisfied with the time they had to wait for an appointment	3	5	N/A	90.2%	88.2%	87.7%

* This is based on patients treated on this contract for their most recent course of treatment. Figures in italics indicate the base number of FP17s or Patient Questionnaire responses are less than 100. N/A is shown where the base number of responses is less than 10 during the period. % is calculated as Quantity/Base number*100

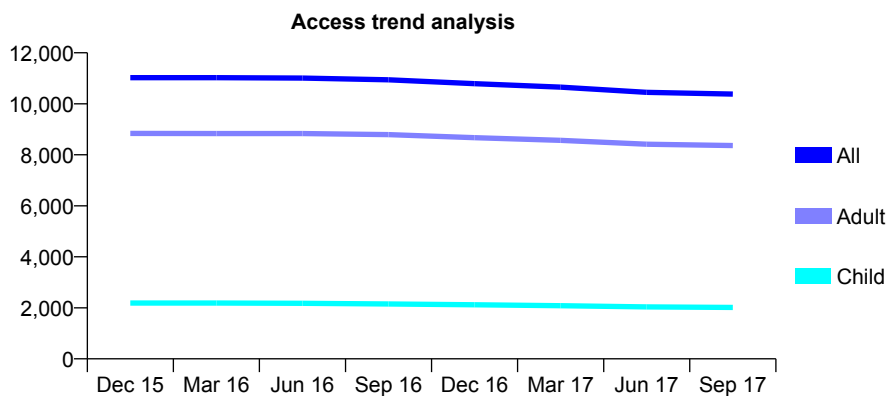
Q53 - Vital Signs At a Glance Contract Report for 740179/0001 - September 2017

Name or company name	MR JC ALLEN
Contract type name	GDS Contract
Purpose of contract	General and Orthodontic
Contract start date	01/04/2006
Contract end date	

17/18 Contracted general activity (UDA)	28,247
Carry forward general activity (UDA)	-8
17/18 Contracted orthodontic activity (UOA)	645
Carry forward orthodontic activity (UOA)	0
Baseline contract value	£928,659.78

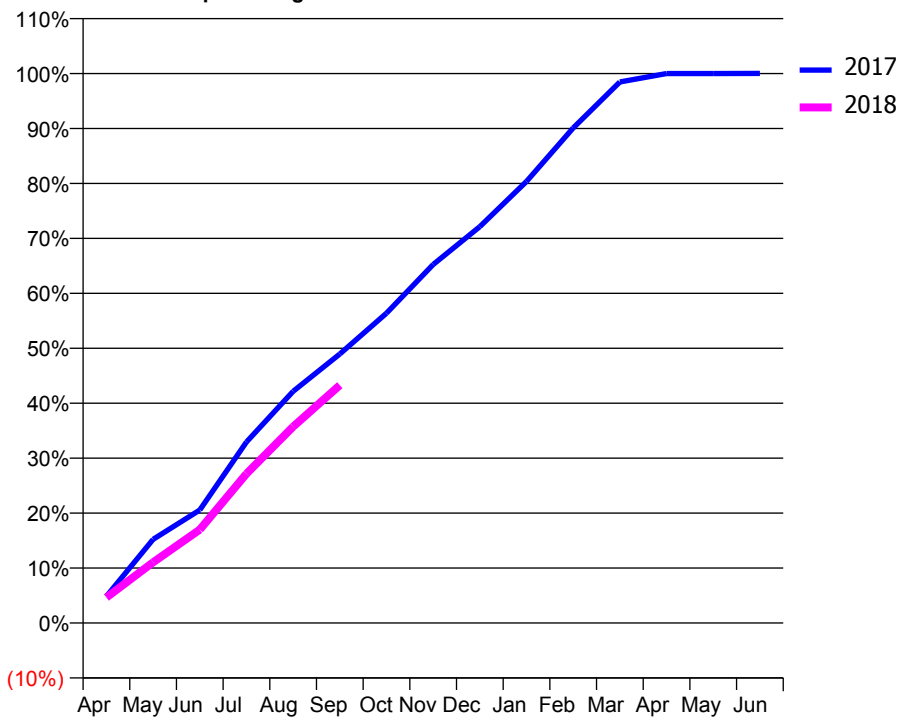
ACCESS*

Patients seen in 24 months	Total	Change since previous quarter
Quarter ending September 2016	10,942	
Quarter ending December 2016	10,788	↓
Quarter ending March 2017	10,653	↓
Quarter ending June 2017	10,451	↓
Quarter ending September 2017	10,384	→
Variance since September 2016	(5.1%)	↓



ACTIVITY

Cumulative percentage of contracted UDA delivered 2017 & 2018



Adjusted Scheduled Activity (UDA)

Month	2017	2018
April	1,377	1,311
May	4,304	3,121
June	5,808	4,802
July	9,306	7,672
August	11,912	10,097
September	13,826	12,225
October	15,926	
November	18,431	
December	20,373	
January	22,697	
February	25,446	
March	27,813	
April	28,242	
May	28,242	
June	28,254	

QUALITY

	Quantity	Base Number	Contract	AT	Region	England
% of FP17s for the same patient ID Re-attending within 3 months - Children	117	1,665	7.0%	9.4%	11.6%	11.9%
% of FP17s for the same patient ID Re-attending within 3 months - Adults	814	6,041	13.5%	12.6%	15.2%	15.9%
% of FP17s for the same patient ID Re-attending between 3 & 9 months - Children	1,154	1,665	69.3%	58.5%	59.1%	58.1%
% of FP17s for the same patient ID Re-attending between 3 & 9 months - Adults	3,297	6,041	54.6%	49.8%	51.7%	50.6%
% of FP17s for Band 1 Urgent Courses	344	7,407	4.6%	7.0%	8.0%	9.1%
% of FP17s Relating to Free Repair or Replacements	71	7,407	1.0%	0.7%	0.8%	0.8%
% of FP17s Relating to Continuations	201	7,407	2.7%	1.1%	1.0%	1.1%
% of Patients satisfied with the dentistry they have received	32	33	97.0%	91.7%	91.5%	91.4%
% of Patients satisfied with the time they had to wait for an appointment	31	33	93.9%	90.2%	88.2%	87.7%

* This is based on patients treated on this contract for their most recent course of treatment. Figures in italics indicate the base number of FP17s or Patient Questionnaire responses are less than 100. N/A is shown where the base number of responses is less than 10 during the period. % is calculated as Quantity/Base number*100

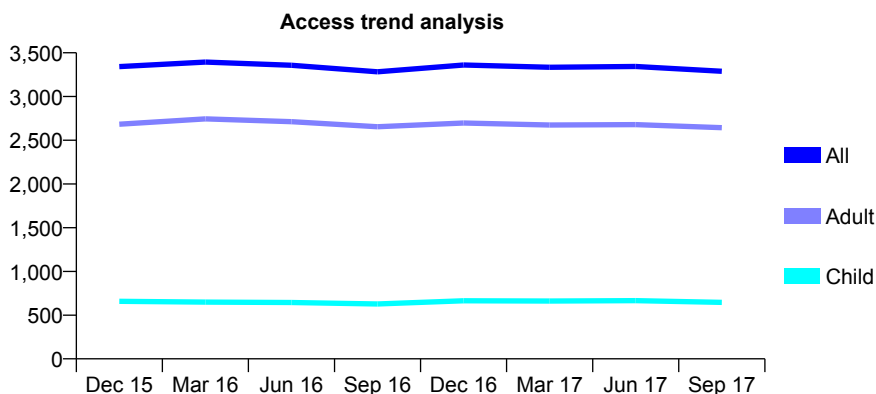
Q53 - Vital Signs At a Glance Contract Report for 742597/0001 - September 2017

Name or company name	MR SS UBHI
Contract type name	GDS Contract
Purpose of contract	General
Contract start date	01/04/2006
Contract end date	

17/18 Contracted general activity (UDA)	7,983
Carry forward general activity (UDA)	-6
17/18 Contracted orthodontic activity (UOA)	0
Carry forward orthodontic activity (UOA)	0
Baseline contract value	£237,959.93

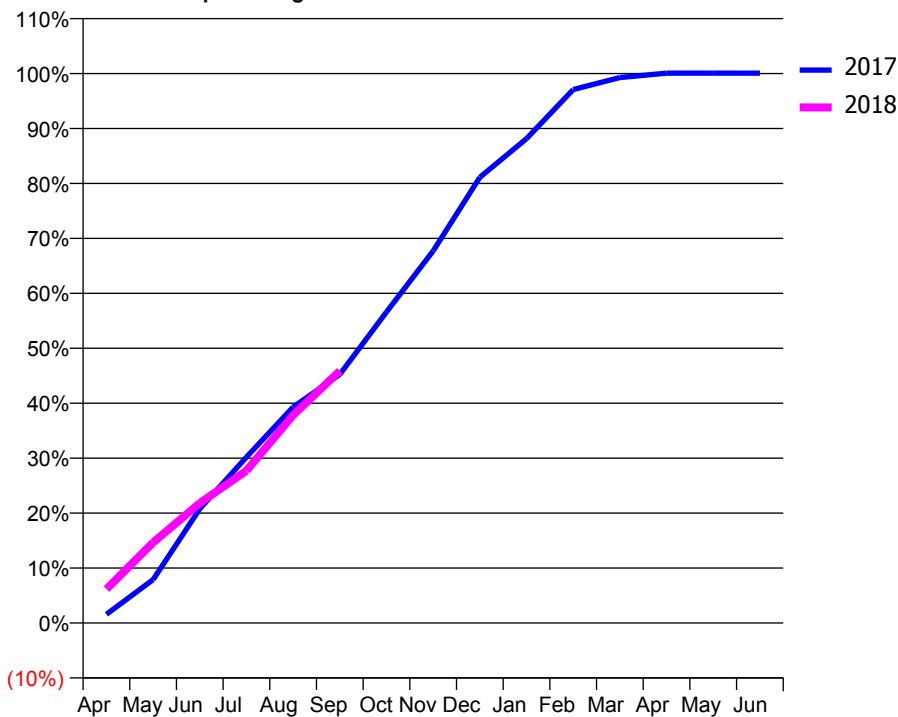
ACCESS*

Patients seen in 24 months	Total	Change since previous quarter
Quarter ending September 2016	3,282	
Quarter ending December 2016	3,361	↑
Quarter ending March 2017	3,335	→
Quarter ending June 2017	3,343	→
Quarter ending September 2017	3,289	↓
Variance since September 2016	0.2%	→



ACTIVITY

Cumulative percentage of contracted UDA delivered 2017 & 2018



Month	Adjusted Scheduled Activity (UDA)	
	2017	2018
April	127	493
May	631	1,170
June	1,659	1,743
July	2,410	2,213
August	3,138	3,021
September	3,611	3,662
October	4,519	
November	5,406	
December	6,475	
January	7,037	
February	7,749	
March	7,925	
April	7,989	
May	7,989	
June	7,989	

QUALITY

	Quantity	Base Number	Contract	AT	Region	England
% of FP17s for the same patient ID Re-attending within 3 months - Children	20	390	5.1%	9.4%	11.6%	11.9%
% of FP17s for the same patient ID Re-attending within 3 months - Adults	165	1,260	13.1%	12.6%	15.2%	15.9%
% of FP17s for the same patient ID Re-attending between 3 & 9 months - Children	232	390	59.5%	58.5%	59.1%	58.1%
% of FP17s for the same patient ID Re-attending between 3 & 9 months - Adults	450	1,260	35.7%	49.8%	51.7%	50.6%
% of FP17s for Band 1 Urgent Courses	184	1,613	11.4%	7.0%	8.0%	9.1%
% of FP17s Relating to Free Repair or Replacements	2	1,613	0.1%	0.7%	0.8%	0.8%
% of FP17s Relating to Continuations	11	1,613	0.7%	1.1%	1.0%	1.1%
% of Patients satisfied with the dentistry they have received	34	35	97.1%	91.7%	91.5%	91.4%
% of Patients satisfied with the time they had to wait for an appointment	31	35	88.6%	90.2%	88.2%	87.7%

* This is based on patients treated on this contract for their most recent course of treatment. Figures in italics indicate the base number of FP17s or Patient Questionnaire responses are less than 100. N/A is shown where the base number of responses is less than 10 during the period. % is calculated as Quantity/Base number*100

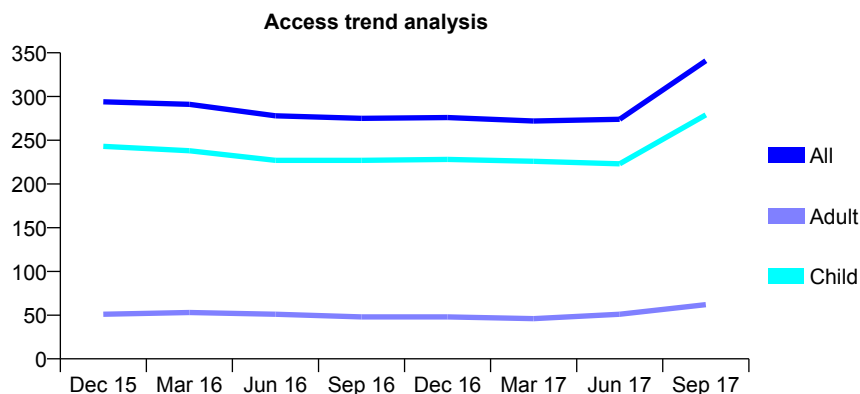
Q53 - Vital Signs At a Glance Contract Report for 746371/0001 - September 2017

Name or company name	Headless Cross Dental Practice
Contract type name	GDS Contract
Purpose of contract	General
Contract start date	01/04/2006
Contract end date	

17/18 Contracted general activity (UDA)	1,100
Carry forward general activity (UDA)	0
17/18 Contracted orthodontic activity (UOA)	0
Carry forward orthodontic activity (UOA)	0
Baseline contract value	£26,712.29

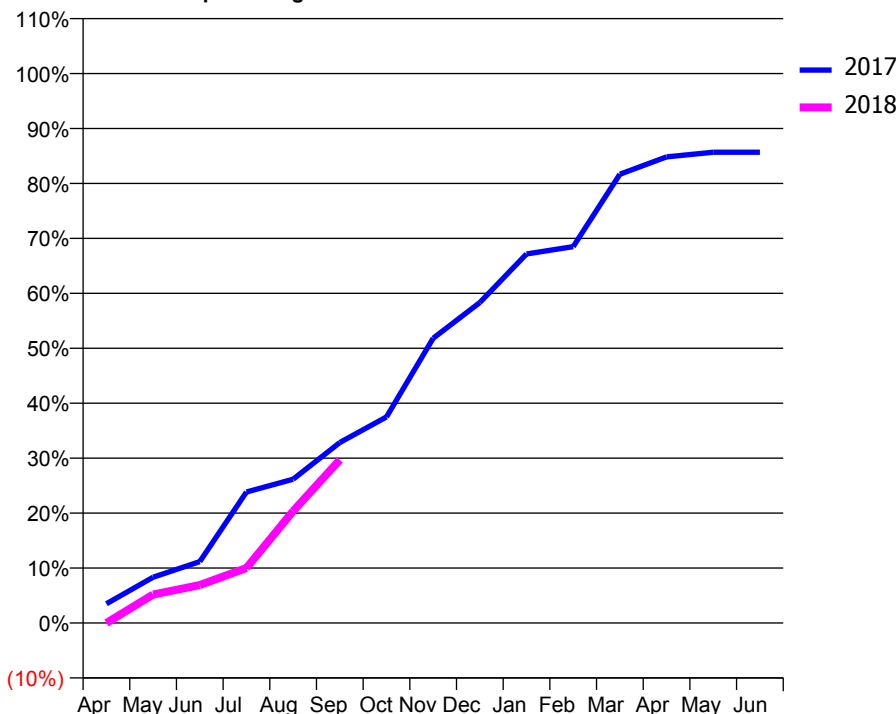
ACCESS*

Patients seen in 24 months	Total	Change since previous quarter
Quarter ending September 2016	275	
Quarter ending December 2016	276	→
Quarter ending March 2017	272	↓
Quarter ending June 2017	274	→
Quarter ending September 2017	341	↑
Variance since September 2016	24.0%	↑



ACTIVITY

Cumulative percentage of contracted UDA delivered 2017 & 2018



Adjusted Scheduled Activity (UDA)

Month	2017	2018
April	21	0
May	50	57
June	67	76
July	143	110
August	157	224
September	197	327
October	225	
November	311	
December	350	
January	403	
February	411	
March	490	
April	509	
May	514	
June	514	

QUALITY

	Quantity	Base Number	Contract	AT	Region	England
% of FP17s for the same patient ID Re-attending within 3 months - Children	14	245	5.7%	9.4%	11.6%	11.9%
% of FP17s for the same patient ID Re-attending within 3 months - Adults	2	30	6.7%	12.6%	15.2%	15.9%
% of FP17s for the same patient ID Re-attending between 3 & 9 months - Children	133	245	54.3%	58.5%	59.1%	58.1%
% of FP17s for the same patient ID Re-attending between 3 & 9 months - Adults	11	30	36.7%	49.8%	51.7%	50.6%
% of FP17s for Band 1 Urgent Courses	3	252	1.2%	7.0%	8.0%	9.1%
% of FP17s Relating to Free Repair or Replacements	0	252	0.0%	0.7%	0.8%	0.8%
% of FP17s Relating to Continuations	0	252	0.0%	1.1%	1.0%	1.1%
% of Patients satisfied with the dentistry they have received	1	1	N/A	91.7%	91.5%	91.4%
% of Patients satisfied with the time they had to wait for an appointment	1	1	N/A	90.2%	88.2%	87.7%

* This is based on patients treated on this contract for their most recent course of treatment. Figures in italics indicate the base number of FP17s or Patient Questionnaire responses are less than 100. N/A is shown where the base number of responses is less than 10 during the period. % is calculated as Quantity/Base number*100

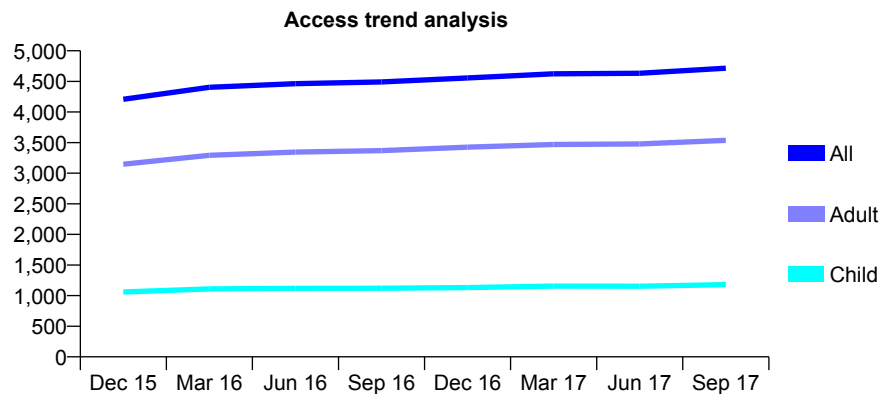
Q53 - Vital Signs At a Glance Contract Report for 749419/0001 - September 2017

Name or company name	MR SA CHALKER
Contract type name	GDS Contract
Purpose of contract	General
Contract start date	01/04/2006
Contract end date	

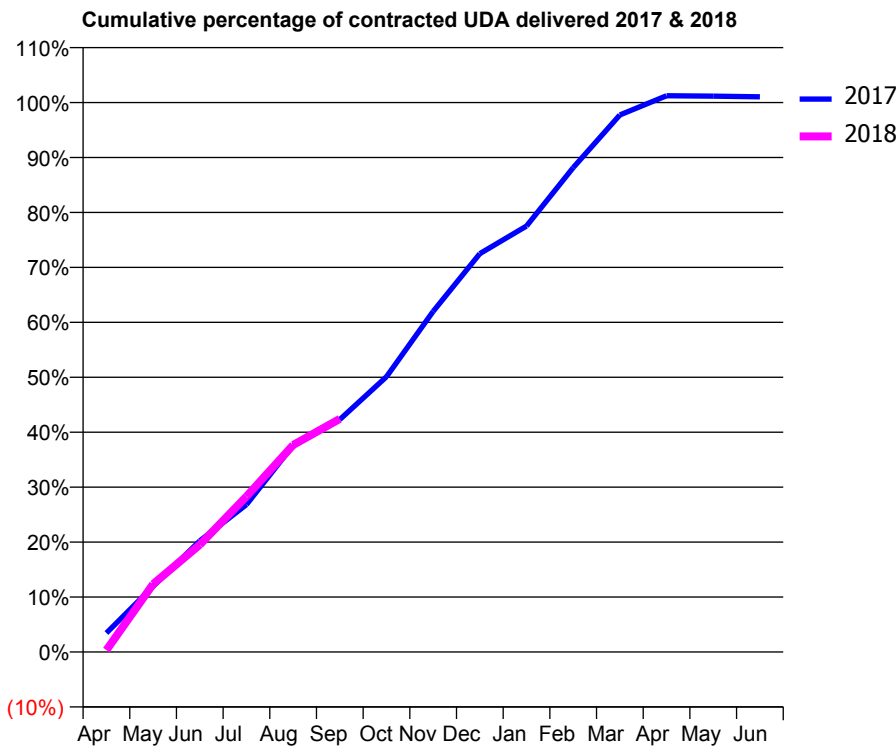
17/18 Contracted general activity (UDA)	10,827
Carry forward general activity (UDA)	132
17/18 Contracted orthodontic activity (UOA)	0
Carry forward orthodontic activity (UOA)	0
Baseline contract value	£253,198.51

ACCESS*

Patients seen in 24 months	Total	Change since previous quarter
Quarter ending September 2016	4,492	
Quarter ending December 2016	4,557	→
Quarter ending March 2017	4,625	→
Quarter ending June 2017	4,632	→
Quarter ending September 2017	4,716	→
Variance since September 2016	5.0%	↑



ACTIVITY



Month	Adjusted Scheduled Activity (UDA)	
	2017	2018
April	373	39
May	1,293	1,337
June	2,189	2,113
July	2,904	3,066
August	4,072	4,079
September	4,581	4,595
October	5,423	
November	6,710	
December	7,851	
January	8,393	
February	9,544	
March	10,581	
April	10,960	
May	10,952	
June	10,940	

QUALITY

	Quantity	Base Number	Contract	AT	Region	England
% of FP17s for the same patient ID Re-attending within 3 months - Children	58	988	5.9%	9.4%	11.6%	11.9%
% of FP17s for the same patient ID Re-attending within 3 months - Adults	201	1,877	10.7%	12.6%	15.2%	15.9%
% of FP17s for the same patient ID Re-attending between 3 & 9 months - Children	723	988	73.2%	58.5%	59.1%	58.1%
% of FP17s for the same patient ID Re-attending between 3 & 9 months - Adults	693	1,877	36.9%	49.8%	51.7%	50.6%
% of FP17s for Band 1 Urgent Courses	248	2,680	9.3%	7.0%	8.0%	9.1%
% of FP17s Relating to Free Repair or Replacements	24	2,680	0.9%	0.7%	0.8%	0.8%
% of FP17s Relating to Continuations	15	2,680	0.6%	1.1%	1.0%	1.1%
% of Patients satisfied with the dentistry they have received	12	14	85.7%	91.7%	91.5%	91.4%
% of Patients satisfied with the time they had to wait for an appointment	14	14	100.0%	90.2%	88.2%	87.7%

* This is based on patients treated on this contract for their most recent course of treatment. Figures in italics indicate the base number of FP17s or Patient Questionnaire responses are less than 100. N/A is shown where the base number of responses is less than 10 during the period. % is calculated as Quantity/Base number*100

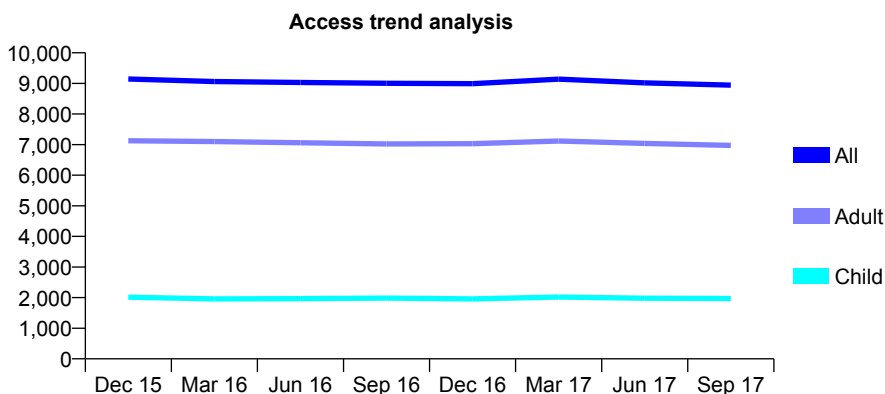
Q53 - Vital Signs At a Glance Contract Report for 753955/0001 - September 2017

Name or company name	MR AM RAJPUT
Contract type name	GDS Contract
Purpose of contract	General
Contract start date	01/04/2006
Contract end date	

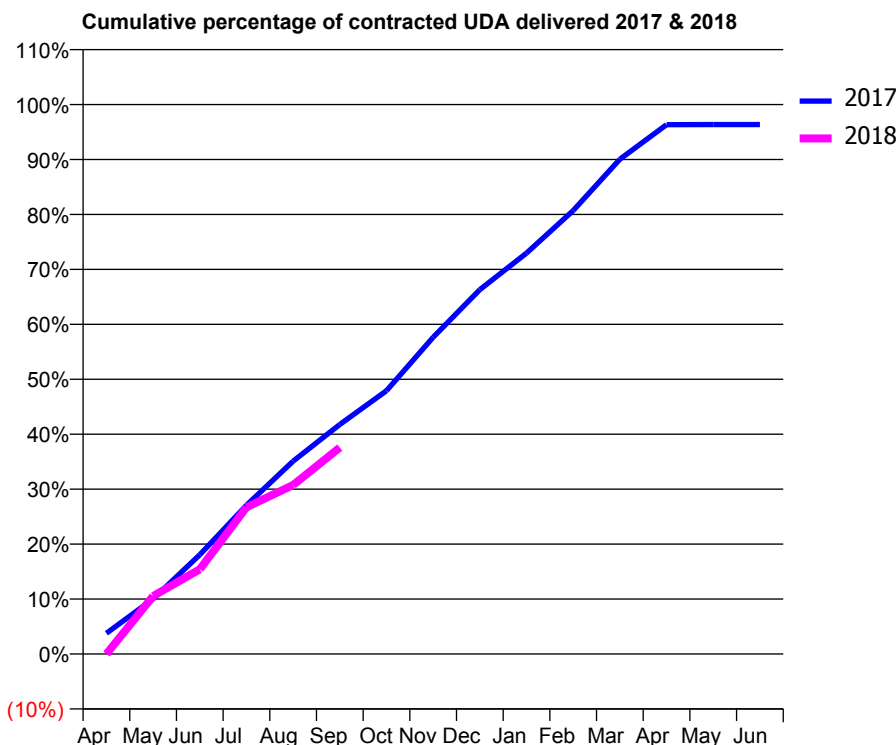
17/18 Contracted general activity (UDA)	27,792
Carry forward general activity (UDA)	0
17/18 Contracted orthodontic activity (UOA)	0
Carry forward orthodontic activity (UOA)	0
Baseline contract value	£725,323.31

ACCESS*

Patients seen in 24 months	Total	Change since previous quarter
Quarter ending September 2016	9,004	
Quarter ending December 2016	8,991	→
Quarter ending March 2017	9,138	→
Quarter ending June 2017	9,019	↓
Quarter ending September 2017	8,942	→
Variance since September 2016	(0.7%)	→



ACTIVITY



Month	Adjusted Scheduled Activity (UDA)	
	2017	2018
April	1,052	0
May	2,790	2,927
June	5,023	4,284
July	7,522	7,420
August	9,755	8,550
September	11,609	10,442
October	13,319	
November	16,023	
December	18,430	
January	20,277	
February	22,425	
March	25,022	
April	26,775	
May	26,780	
June	26,780	

QUALITY

	Quantity	Base Number	Contract	AT	Region	England
% of FP17s for the same patient ID Re-attending within 3 months - Children	71	1,473	4.8%	9.4%	11.6%	11.9%
% of FP17s for the same patient ID Re-attending within 3 months - Adults	634	4,975	12.7%	12.6%	15.2%	15.9%
% of FP17s for the same patient ID Re-attending between 3 & 9 months - Children	1,010	1,473	68.6%	58.5%	59.1%	58.1%
% of FP17s for the same patient ID Re-attending between 3 & 9 months - Adults	3,277	4,975	65.9%	49.8%	51.7%	50.6%
% of FP17s for Band 1 Urgent Courses	198	5,593	3.5%	7.0%	8.0%	9.1%
% of FP17s Relating to Free Repair or Replacements	35	5,593	0.6%	0.7%	0.8%	0.8%
% of FP17s Relating to Continuations	167	5,593	3.0%	1.1%	1.0%	1.1%
% of Patients satisfied with the dentistry they have received	22	24	91.7%	91.7%	91.5%	91.4%
% of Patients satisfied with the time they had to wait for an appointment	21	24	87.5%	90.2%	88.2%	87.7%

* This is based on patients treated on this contract for their most recent course of treatment. Figures in italics indicate the base number of FP17s or Patient Questionnaire responses are less than 100. N/A is shown where the base number of responses is less than 10 during the period. % is calculated as Quantity/Base number*100

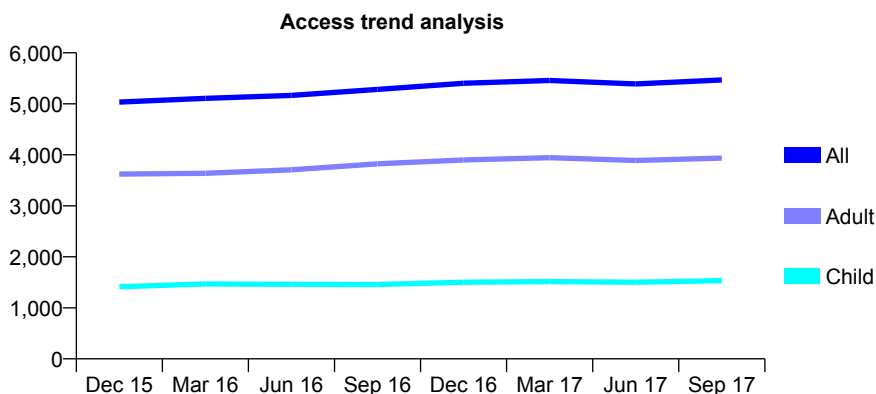
Q53 - Vital Signs At a Glance Contract Report for 763225/0001 - September 2017

Name or company name	MR SS MATHAROO
Contract type name	GDS Contract
Purpose of contract	General
Contract start date	01/04/2006
Contract end date	

17/18 Contracted general activity (UDA)	11,255
Carry forward general activity (UDA)	0
17/18 Contracted orthodontic activity (UOA)	0
Carry forward orthodontic activity (UOA)	0
Baseline contract value	£335,508.20

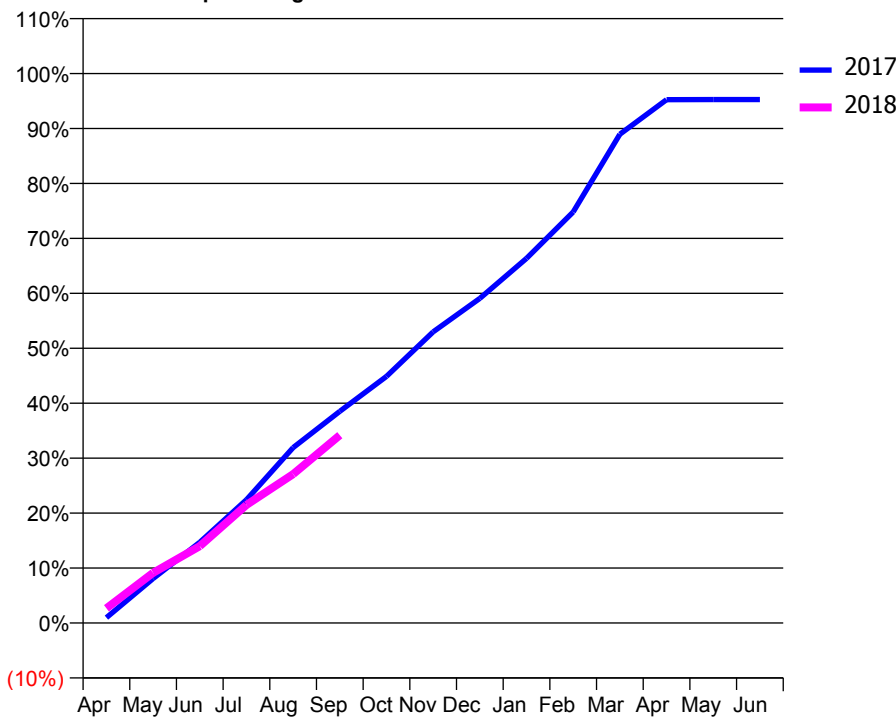
ACCESS*

Patients seen in 24 months	Total	Change since previous quarter
Quarter ending September 2016	5,282	
Quarter ending December 2016	5,403	↑
Quarter ending March 2017	5,458	→
Quarter ending June 2017	5,390	↓
Quarter ending September 2017	5,468	→
Variance since September 2016	3.5%	↑



ACTIVITY

Cumulative percentage of contracted UDA delivered 2017 & 2018



Month	Adjusted Scheduled Activity (UDA)	
	2017	2018
April	112	302
May	910	1,029
June	1,655	1,575
July	2,525	2,419
August	3,592	3,050
September	4,336	3,847
October	5,053	
November	5,963	
December	6,650	
January	7,468	
February	8,418	
March	10,012	
April	10,720	
May	10,721	
June	10,721	

QUALITY

	Quantity	Base Number	Contract	AT	Region	England
% of FP17s for the same patient ID Re-attending within 3 months - Children	32	992	3.2%	9.4%	11.6%	11.9%
% of FP17s for the same patient ID Re-attending within 3 months - Adults	205	2,174	9.4%	12.6%	15.2%	15.9%
% of FP17s for the same patient ID Re-attending between 3 & 9 months - Children	560	992	56.5%	58.5%	59.1%	58.1%
% of FP17s for the same patient ID Re-attending between 3 & 9 months - Adults	1,021	2,174	47.0%	49.8%	51.7%	50.6%
% of FP17s for Band 1 Urgent Courses	103	2,294	4.5%	7.0%	8.0%	9.1%
% of FP17s Relating to Free Repair or Replacements	10	2,294	0.4%	0.7%	0.8%	0.8%
% of FP17s Relating to Continuations	18	2,294	0.8%	1.1%	1.0%	1.1%
% of Patients satisfied with the dentistry they have received	12	14	85.7%	91.7%	91.5%	91.4%
% of Patients satisfied with the time they had to wait for an appointment	13	14	92.9%	90.2%	88.2%	87.7%

* This is based on patients treated on this contract for their most recent course of treatment. Figures in italics indicate the base number of FP17s or Patient Questionnaire responses are less than 100. N/A is shown where the base number of responses is less than 10 during the period. % is calculated as Quantity/Base number*100

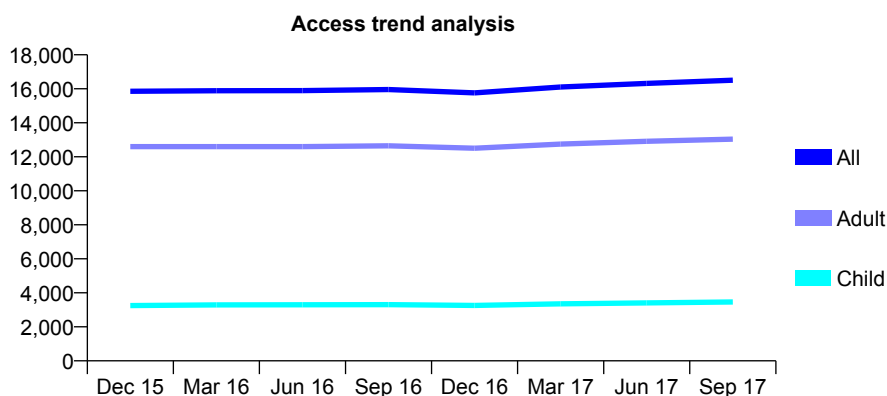
Q53 - Vital Signs At a Glance Contract Report for 764353/0001 - September 2017

Name or company name	MRS RP ATWAL
Contract type name	GDS Contract
Purpose of contract	General
Contract start date	01/04/2006
Contract end date	

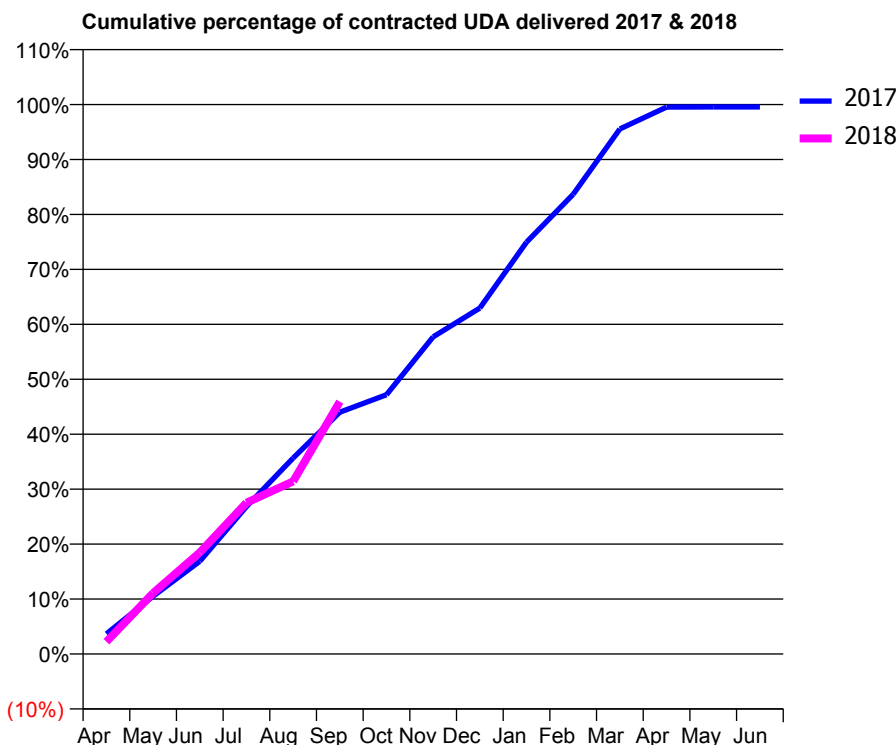
17/18 Contracted general activity (UDA)	41,132
Carry forward general activity (UDA)	182
17/18 Contracted orthodontic activity (UOA)	0
Carry forward orthodontic activity (UOA)	0
Baseline contract value	£1,248,694.11

ACCESS*

Patients seen in 24 months	Total	Change since previous quarter
Quarter ending September 2016	15,955	
Quarter ending December 2016	15,759	↓
Quarter ending March 2017	16,102	↑
Quarter ending June 2017	16,318	→
Quarter ending September 2017	16,503	→
Variance since September 2016	3.4%	↑



ACTIVITY



Month	Adjusted Scheduled Activity (UDA)	
	2017	2018
April	1,511	925
May	4,326	4,568
June	6,940	7,603
July	11,037	11,329
August	14,668	12,922
September	18,101	18,893
October	19,405	
November	23,744	
December	25,895	
January	30,824	
February	34,409	
March	39,307	
April	40,935	
May	40,947	
June	40,949	

QUALITY

	Quantity	Base Number	Contract	AT	Region	England
% of FP17s for the same patient ID Re-attending within 3 months - Children	70	2,769	2.5%	9.4%	11.6%	11.9%
% of FP17s for the same patient ID Re-attending within 3 months - Adults	494	9,026	5.5%	12.6%	15.2%	15.9%
% of FP17s for the same patient ID Re-attending between 3 & 9 months - Children	2,009	2,769	72.6%	58.5%	59.1%	58.1%
% of FP17s for the same patient ID Re-attending between 3 & 9 months - Adults	5,072	9,026	56.2%	49.8%	51.7%	50.6%
% of FP17s for Band 1 Urgent Courses	113	11,013	1.0%	7.0%	8.0%	9.1%
% of FP17s Relating to Free Repair or Replacements	19	11,013	0.2%	0.7%	0.8%	0.8%
% of FP17s Relating to Continuations	99	11,013	0.9%	1.1%	1.0%	1.1%
% of Patients satisfied with the dentistry they have received	32	38	84.2%	91.7%	91.5%	91.4%
% of Patients satisfied with the time they had to wait for an appointment	36	38	94.7%	90.2%	88.2%	87.7%

* This is based on patients treated on this contract for their most recent course of treatment. Figures in italics indicate the base number of FP17s or Patient Questionnaire responses are less than 100. N/A is shown where the base number of responses is less than 10 during the period. % is calculated as Quantity/Base number*100

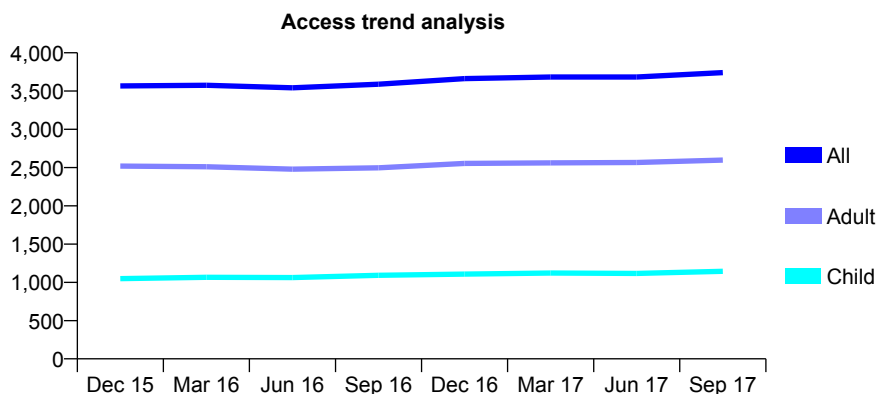
Q53 - Vital Signs At a Glance Contract Report for 765716/0001 - September 2017

Name or company name	MR TO YUNUS
Contract type name	GDS Contract
Purpose of contract	General
Contract start date	01/04/2006
Contract end date	

17/18 Contracted general activity (UDA)	8,281
Carry forward general activity (UDA)	-5
17/18 Contracted orthodontic activity (UOA)	0
Carry forward orthodontic activity (UOA)	0
Baseline contract value	£251,413.82

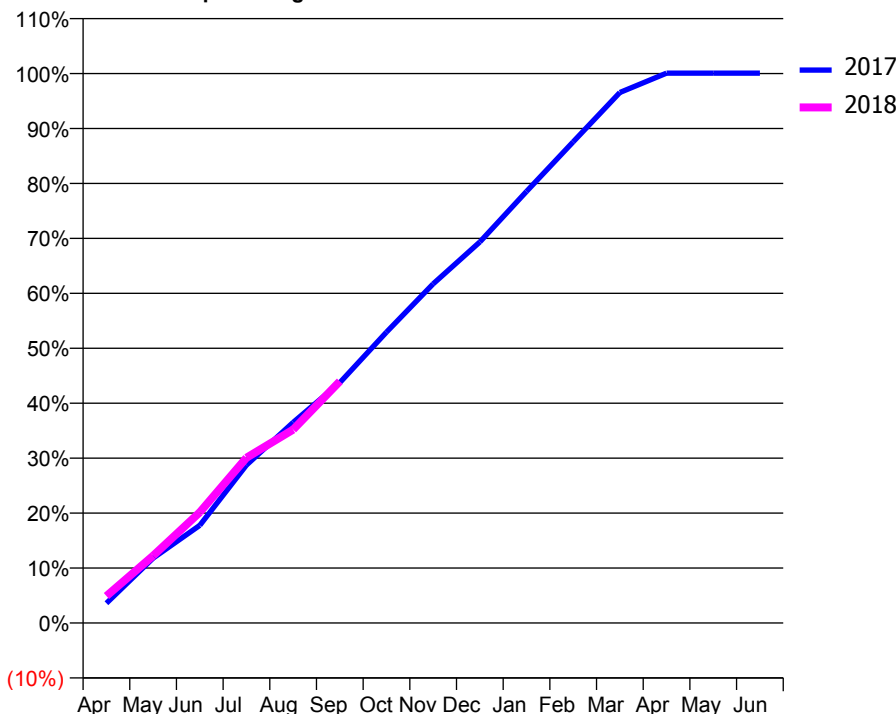
ACCESS*

Patients seen in 24 months	Total	Change since previous quarter
Quarter ending September 2016	3,589	
Quarter ending December 2016	3,663	↑
Quarter ending March 2017	3,684	→
Quarter ending June 2017	3,683	→
Quarter ending September 2017	3,742	→
Variance since September 2016	4.3%	↑



ACTIVITY

Cumulative percentage of contracted UDA delivered 2017 & 2018



Month	Adjusted Scheduled Activity (UDA)	
	2017	2018
April	299	406
May	978	1,013
June	1,473	1,670
July	2,380	2,490
August	3,024	2,914
September	3,622	3,642
October	4,384	
November	5,111	
December	5,743	
January	6,503	
February	7,252	
March	7,995	
April	8,286	
May	8,286	
June	8,286	

QUALITY

	Quantity	Base Number	Contract	AT	Region	England
% of FP17s for the same patient ID Re-attending within 3 months - Children	7	665	1.1%	9.4%	11.6%	11.9%
% of FP17s for the same patient ID Re-attending within 3 months - Adults	75	1,376	5.5%	12.6%	15.2%	15.9%
% of FP17s for the same patient ID Re-attending between 3 & 9 months - Children	340	665	51.1%	58.5%	59.1%	58.1%
% of FP17s for the same patient ID Re-attending between 3 & 9 months - Adults	472	1,376	34.3%	49.8%	51.7%	50.6%
% of FP17s for Band 1 Urgent Courses	45	1,891	2.4%	7.0%	8.0%	9.1%
% of FP17s Relating to Free Repair or Replacements	3	1,891	0.2%	0.7%	0.8%	0.8%
% of FP17s Relating to Continuations	4	1,891	0.2%	1.1%	1.0%	1.1%
% of Patients satisfied with the dentistry they have received	4	4	N/A	91.7%	91.5%	91.4%
% of Patients satisfied with the time they had to wait for an appointment	4	4	N/A	90.2%	88.2%	87.7%

* This is based on patients treated on this contract for their most recent course of treatment. Figures in italics indicate the base number of FP17s or Patient Questionnaire responses are less than 100. N/A is shown where the base number of responses is less than 10 during the period. % is calculated as Quantity/Base number*100

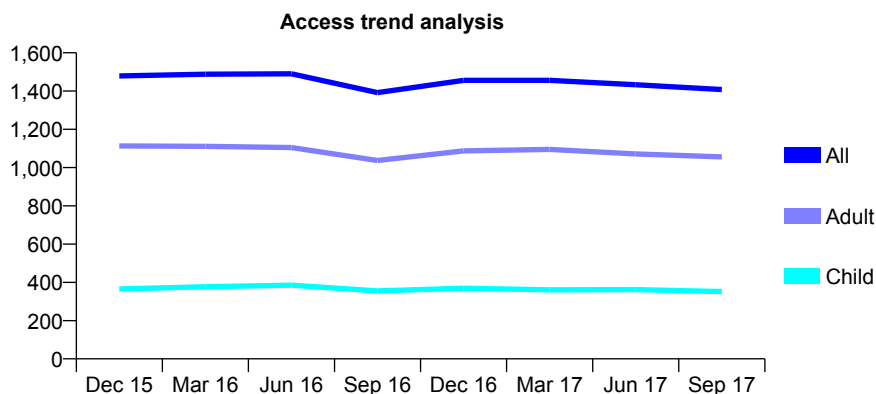
Q53 - Vital Signs At a Glance Contract Report for 768677/0002 - September 2017

Name or company name	MR S MIRFENDERESKI
Contract type name	GDS Contract
Purpose of contract	General
Contract start date	01/04/2006
Contract end date	

17/18 Contracted general activity (UDA)	7,259
Carry forward general activity (UDA)	0
17/18 Contracted orthodontic activity (UOA)	0
Carry forward orthodontic activity (UOA)	0
Baseline contract value	£192,309.48

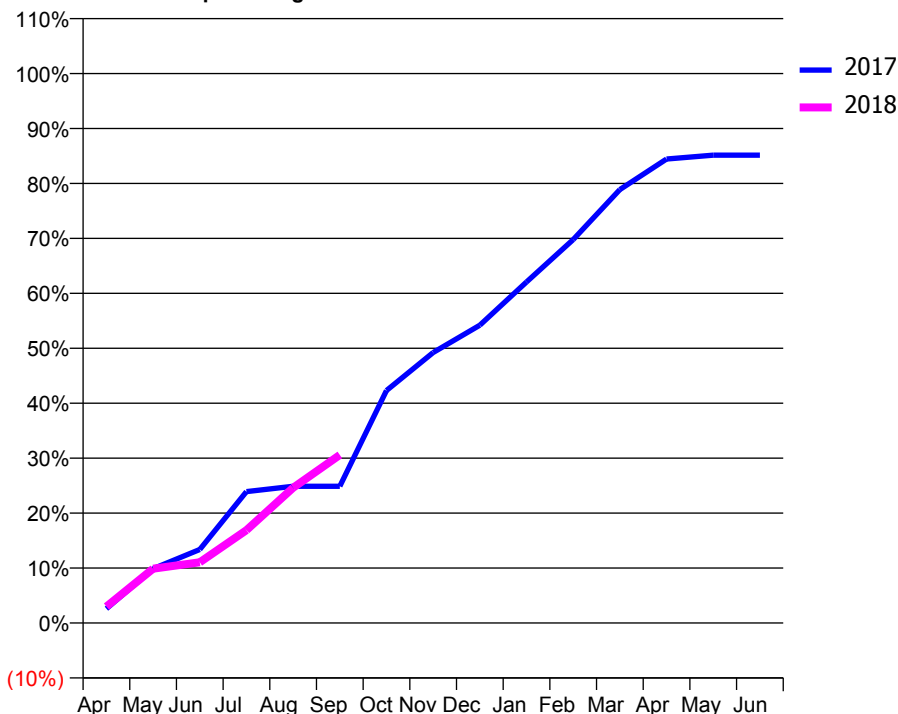
ACCESS*

Patients seen in 24 months	Total	Change since previous quarter
Quarter ending September 2016	1,392	
Quarter ending December 2016	1,456	↑
Quarter ending March 2017	1,456	→
Quarter ending June 2017	1,433	↓
Quarter ending September 2017	1,408	↓
Variance since September 2016	1.1%	→



ACTIVITY

Cumulative percentage of contracted UDA delivered 2017 & 2018



Month	Adjusted Scheduled Activity (UDA)	
	2017	2018
April	190	217
May	719	718
June	972	803
July	1,736	1,228
August	1,807	1,786
September	1,807	2,221
October	3,071	
November	3,573	
December	3,935	
January	4,506	
February	5,065	
March	5,725	
April	6,130	
May	6,180	
June	6,180	

QUALITY

	Quantity	Base Number	Contract	AT	Region	England
% of FP17s for the same patient ID Re-attending within 3 months - Children	10	218	4.6%	9.4%	11.6%	11.9%
% of FP17s for the same patient ID Re-attending within 3 months - Adults	126	630	20.0%	12.6%	15.2%	15.9%
% of FP17s for the same patient ID Re-attending between 3 & 9 months - Children	118	218	54.1%	58.5%	59.1%	58.1%
% of FP17s for the same patient ID Re-attending between 3 & 9 months - Adults	265	630	42.1%	49.8%	51.7%	50.6%
% of FP17s for Band 1 Urgent Courses	56	728	7.7%	7.0%	8.0%	9.1%
% of FP17s Relating to Free Repair or Replacements	4	728	0.5%	0.7%	0.8%	0.8%
% of FP17s Relating to Continuations	10	728	1.4%	1.1%	1.0%	1.1%
% of Patients satisfied with the dentistry they have received	4	4	N/A	91.7%	91.5%	91.4%
% of Patients satisfied with the time they had to wait for an appointment	4	4	N/A	90.2%	88.2%	87.7%

* This is based on patients treated on this contract for their most recent course of treatment. Figures in italics indicate the base number of FP17s or Patient Questionnaire responses are less than 100. N/A is shown where the base number of responses is less than 10 during the period. % is calculated as Quantity/Base number*100

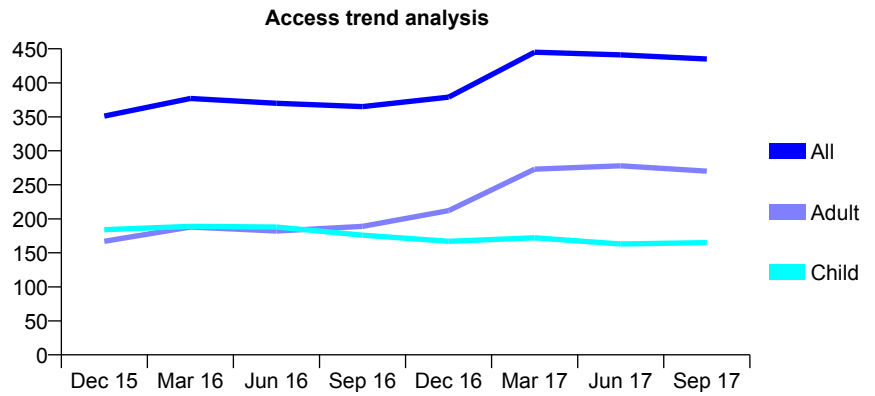
Q53 - Vital Signs At a Glance Contract Report for 770647/0002 - September 2017

Name or company name	MR AI PARUK
Contract type name	GDS Contract
Purpose of contract	General
Contract start date	18/08/2008
Contract end date	

17/18 Contracted general activity (UDA)	1,000
Carry forward general activity (UDA)	-1
17/18 Contracted orthodontic activity (UOA)	0
Carry forward orthodontic activity (UOA)	0
Baseline contract value	£25,329.85

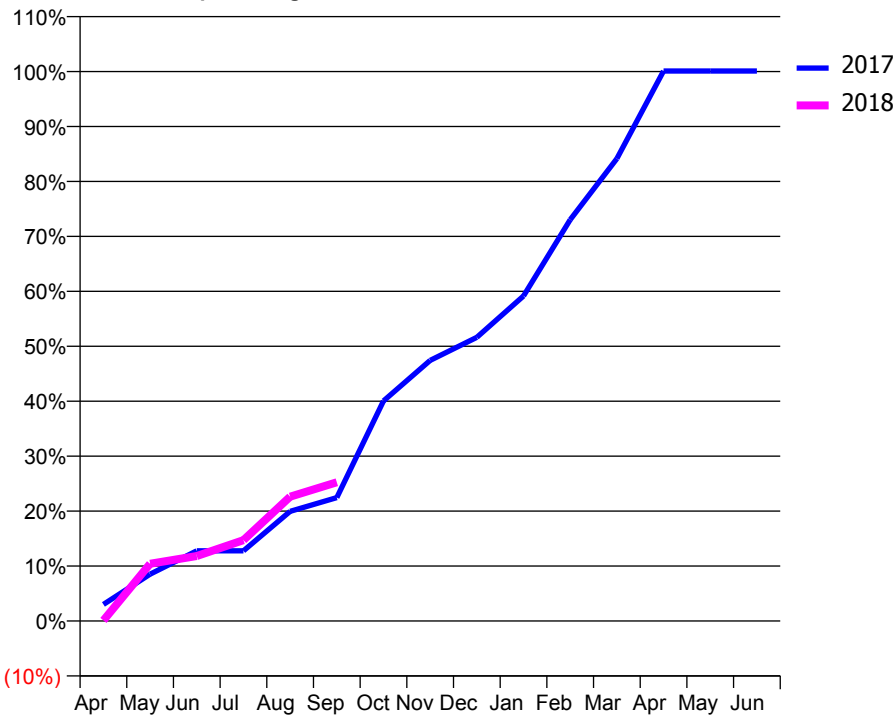
ACCESS*

Patients seen in 24 months	Total	Change since previous quarter
Quarter ending September 2016	365	
Quarter ending December 2016	379	↑
Quarter ending March 2017	445	↑
Quarter ending June 2017	441	→
Quarter ending September 2017	435	↓
Variance since September 2016	19.2%	↑



ACTIVITY

Cumulative percentage of contracted UDA delivered 2017 & 2018



Month	Adjusted Scheduled Activity (UDA)	
	2017	2018
April	30	1
May	85	104
June	128	118
July	128	147
August	200	226
September	225	252
October	401	
November	474	
December	516	
January	592	
February	730	
March	841	
April	1,001	
May	1,001	
June	1,001	

QUALITY

	Quantity	Base Number	Contract	AT	Region	England
% of FP17s for the same patient ID Re-attending within 3 months - Children	10	136	7.4%	9.4%	11.6%	11.9%
% of FP17s for the same patient ID Re-attending within 3 months - Adults	4	106	3.8%	12.6%	15.2%	15.9%
% of FP17s for the same patient ID Re-attending between 3 & 9 months - Children	105	136	77.2%	58.5%	59.1%	58.1%
% of FP17s for the same patient ID Re-attending between 3 & 9 months - Adults	46	106	43.4%	49.8%	51.7%	50.6%
% of FP17s for Band 1 Urgent Courses	2	173	1.2%	7.0%	8.0%	9.1%
% of FP17s Relating to Free Repair or Replacements	0	173	0.0%	0.7%	0.8%	0.8%
% of FP17s Relating to Continuations	0	173	0.0%	1.1%	1.0%	1.1%
% of Patients satisfied with the dentistry they have received	2	2	N/A	91.7%	91.5%	91.4%
% of Patients satisfied with the time they had to wait for an appointment	2	2	N/A	90.2%	88.2%	87.7%

* This is based on patients treated on this contract for their most recent course of treatment. Figures in italics indicate the base number of FP17s or Patient Questionnaire responses are less than 100. N/A is shown where the base number of responses is less than 10 during the period. % is calculated as Quantity/Base number*100

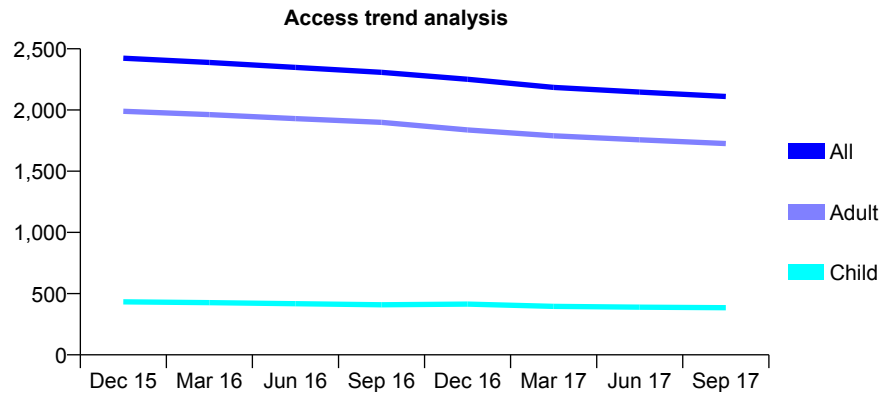
Q53 - Vital Signs At a Glance Contract Report for 773492/0001 - September 2017

Name or company name	MS S KUTTY
Contract type name	GDS Contract
Purpose of contract	General
Contract start date	01/07/2013
Contract end date	

17/18 Contracted general activity (UDA)	7,615
Carry forward general activity (UDA)	-86
17/18 Contracted orthodontic activity (UOA)	0
Carry forward orthodontic activity (UOA)	0
Baseline contract value	£226,998.15

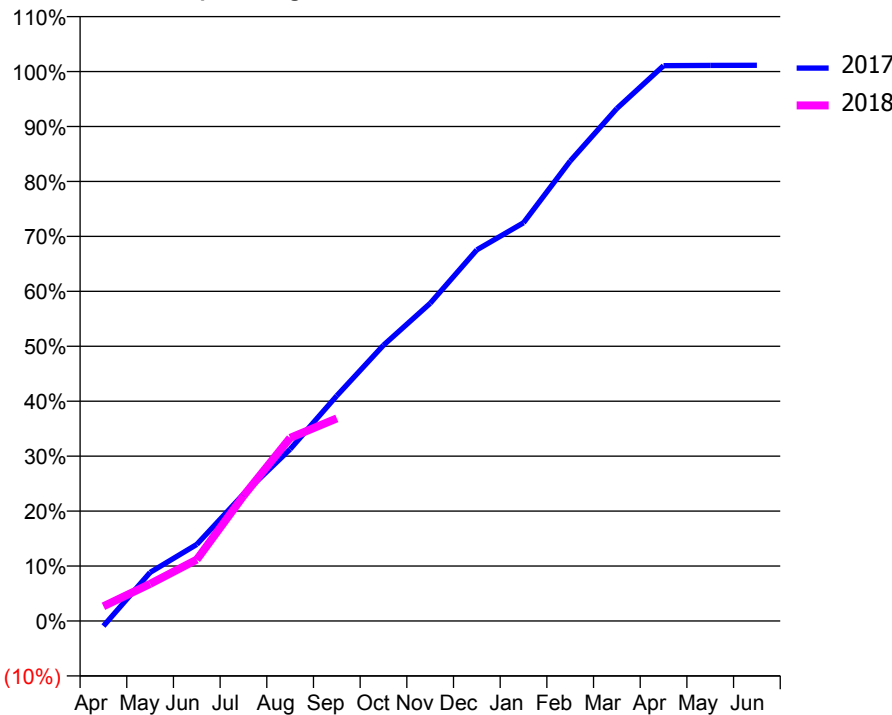
ACCESS*

Patients seen in 24 months	Total	Change since previous quarter
Quarter ending September 2016	2,308	
Quarter ending December 2016	2,251	↓
Quarter ending March 2017	2,185	↓
Quarter ending June 2017	2,146	↓
Quarter ending September 2017	2,111	↓
Variance since September 2016	(8.5%)	↓



ACTIVITY

Cumulative percentage of contracted UDA delivered 2017 & 2018



Month	Adjusted Scheduled Activity (UDA)	
	2017	2018
April	-72	205
May	674	515
June	1,061	850
July	1,759	1,735
August	2,380	2,539
September	3,122	2,809
October	3,823	
November	4,402	
December	5,143	
January	5,519	
February	6,375	
March	7,103	
April	7,695	
May	7,700	
June	7,701	

QUALITY

	Quantity	Base Number	Contract	AT	Region	England
% of FP17s for the same patient ID Re-attending within 3 months - Children	32	346	9.2%	9.4%	11.6%	11.9%
% of FP17s for the same patient ID Re-attending within 3 months - Adults	207	1,318	15.7%	12.6%	15.2%	15.9%
% of FP17s for the same patient ID Re-attending between 3 & 9 months - Children	220	346	63.6%	58.5%	59.1%	58.1%
% of FP17s for the same patient ID Re-attending between 3 & 9 months - Adults	810	1,318	61.5%	49.8%	51.7%	50.6%
% of FP17s for Band 1 Urgent Courses	95	1,414	6.7%	7.0%	8.0%	9.1%
% of FP17s Relating to Free Repair or Replacements	12	1,414	0.8%	0.7%	0.8%	0.8%
% of FP17s Relating to Continuations	18	1,414	1.3%	1.1%	1.0%	1.1%
% of Patients satisfied with the dentistry they have received	7	8	N/A	91.7%	91.5%	91.4%
% of Patients satisfied with the time they had to wait for an appointment	8	8	N/A	90.2%	88.2%	87.7%

* This is based on patients treated on this contract for their most recent course of treatment. Figures in italics indicate the base number of FP17s or Patient Questionnaire responses are less than 100. N/A is shown where the base number of responses is less than 10 during the period. % is calculated as Quantity/Base number*100

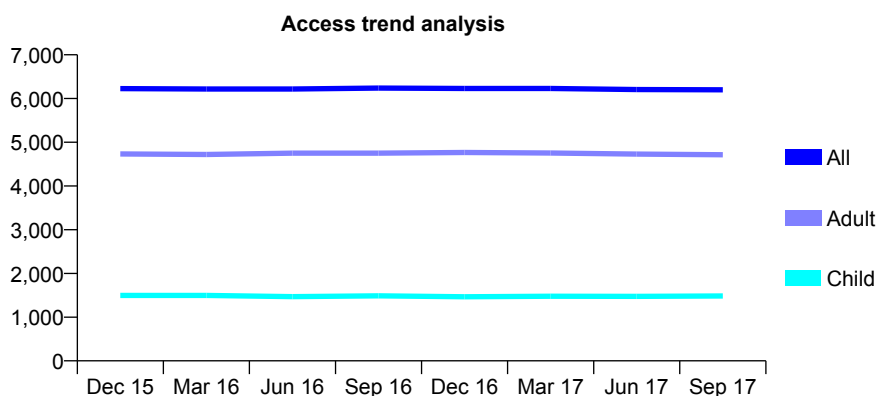
Q53 - Vital Signs At a Glance Contract Report for 781142/0001 - September 2017

Name or company name	MR A KACHHALA
Contract type name	GDS Contract
Purpose of contract	General
Contract start date	01/04/2009
Contract end date	

17/18 Contracted general activity (UDA)	18,442
Carry forward general activity (UDA)	107
17/18 Contracted orthodontic activity (UOA)	0
Carry forward orthodontic activity (UOA)	0
Baseline contract value	£439,997.46

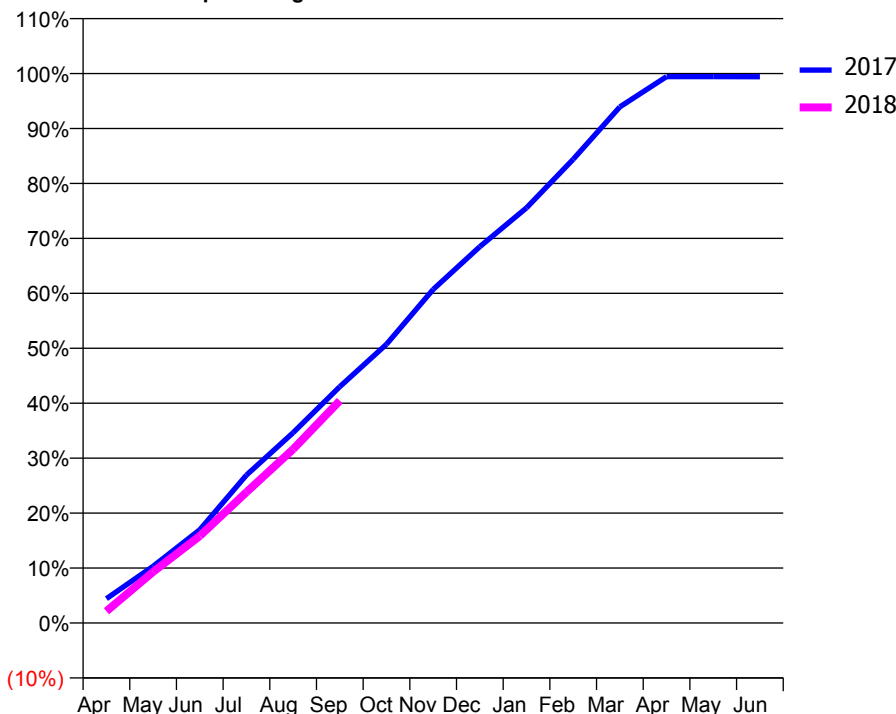
ACCESS*

Patients seen in 24 months	Total	Change since previous quarter
Quarter ending September 2016	6,238	
Quarter ending December 2016	6,230	→
Quarter ending March 2017	6,230	→
Quarter ending June 2017	6,205	→
Quarter ending September 2017	6,198	→
Variance since September 2016	(0.6%)	→



ACTIVITY

Cumulative percentage of contracted UDA delivered 2017 & 2018



Adjusted Scheduled Activity (UDA)

Month	2017	2018
April	818	395
May	1,906	1,716
June	3,129	2,918
July	4,965	4,393
August	6,390	5,836
September	7,931	7,463
October	9,355	
November	11,193	
December	12,632	
January	13,932	
February	15,565	
March	17,320	
April	18,340	
May	18,338	
June	18,335	

QUALITY

	Quantity	Base Number	Contract	AT	Region	England
% of FP17s for the same patient ID Re-attending within 3 months - Children	74	1,188	6.2%	9.4%	11.6%	11.9%
% of FP17s for the same patient ID Re-attending within 3 months - Adults	286	2,738	10.4%	12.6%	15.2%	15.9%
% of FP17s for the same patient ID Re-attending between 3 & 9 months - Children	772	1,188	65.0%	58.5%	59.1%	58.1%
% of FP17s for the same patient ID Re-attending between 3 & 9 months - Adults	1,360	2,738	49.7%	49.8%	51.7%	50.6%
% of FP17s for Band 1 Urgent Courses	181	3,544	5.1%	7.0%	8.0%	9.1%
% of FP17s Relating to Free Repair or Replacements	18	3,544	0.5%	0.7%	0.8%	0.8%
% of FP17s Relating to Continuations	7	3,544	0.2%	1.1%	1.0%	1.1%
% of Patients satisfied with the dentistry they have received	16	16	100.0%	91.7%	91.5%	91.4%
% of Patients satisfied with the time they had to wait for an appointment	16	16	100.0%	90.2%	88.2%	87.7%

* This is based on patients treated on this contract for their most recent course of treatment. Figures in italics indicate the base number of FP17s or Patient Questionnaire responses are less than 100. N/A is shown where the base number of responses is less than 10 during the period. % is calculated as Quantity/Base number*100

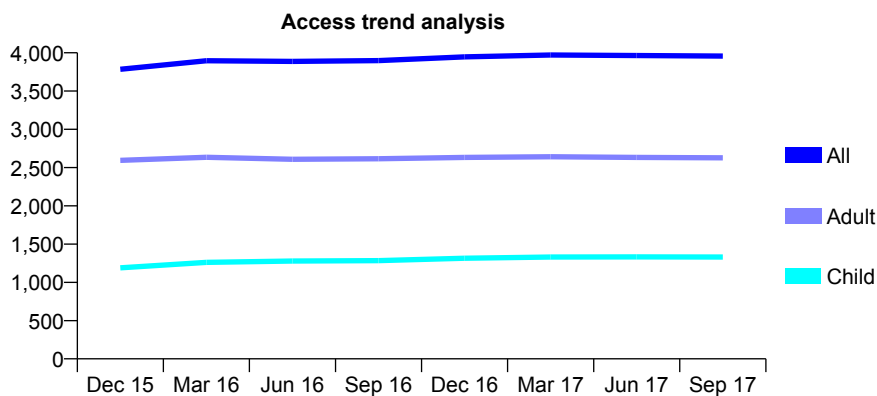
Q53 - Vital Signs At a Glance Contract Report for 782041/0001 - September 2017

Name or company name	MS S MESTRY
Contract type name	GDS Contract
Purpose of contract	General
Contract start date	31/07/2006
Contract end date	

17/18 Contracted general activity (UDA)	10,848
Carry forward general activity (UDA)	-170
17/18 Contracted orthodontic activity (UOA)	0
Carry forward orthodontic activity (UOA)	0
Baseline contract value	£269,408.73

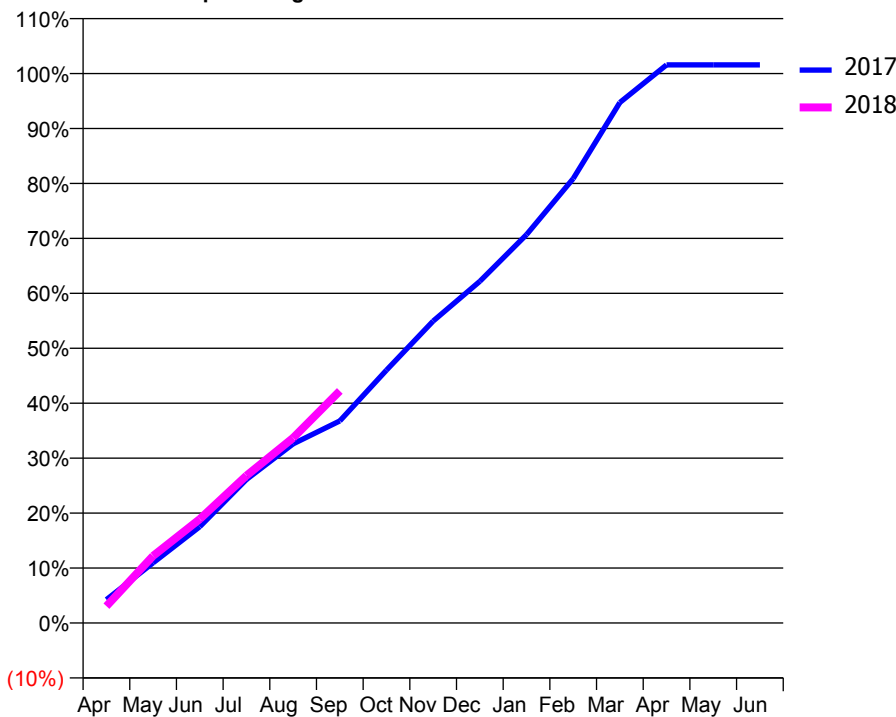
ACCESS*

Patients seen in 24 months	Total	Change since previous quarter
Quarter ending September 2016	3,898	
Quarter ending December 2016	3,947	→
Quarter ending March 2017	3,971	→
Quarter ending June 2017	3,965	→
Quarter ending September 2017	3,957	→
Variance since September 2016	1.5%	→



ACTIVITY

Cumulative percentage of contracted UDA delivered 2017 & 2018



Month	Adjusted Scheduled Activity (UDA)	
	2017	2018
April	462	333
May	1,187	1,324
June	1,901	2,051
July	2,834	2,911
August	3,538	3,656
September	3,991	4,581
October	4,992	
November	5,960	
December	6,747	
January	7,666	
February	8,773	
March	10,275	
April	11,019	
May	11,017	
June	11,017	

QUALITY

	Quantity	Base Number	Contract	AT	Region	England
% of FP17s for the same patient ID Re-attending within 3 months - Children	67	879	7.6%	9.4%	11.6%	11.9%
% of FP17s for the same patient ID Re-attending within 3 months - Adults	233	1,593	14.6%	12.6%	15.2%	15.9%
% of FP17s for the same patient ID Re-attending between 3 & 9 months - Children	556	879	63.3%	58.5%	59.1%	58.1%
% of FP17s for the same patient ID Re-attending between 3 & 9 months - Adults	748	1,593	47.0%	49.8%	51.7%	50.6%
% of FP17s for Band 1 Urgent Courses	151	1,936	7.8%	7.0%	8.0%	9.1%
% of FP17s Relating to Free Repair or Replacements	19	1,936	1.0%	0.7%	0.8%	0.8%
% of FP17s Relating to Continuations	5	1,936	0.3%	1.1%	1.0%	1.1%
% of Patients satisfied with the dentistry they have received	7	7	N/A	91.7%	91.5%	91.4%
% of Patients satisfied with the time they had to wait for an appointment	6	7	N/A	90.2%	88.2%	87.7%

* This is based on patients treated on this contract for their most recent course of treatment. Figures in italics indicate the base number of FP17s or Patient Questionnaire responses are less than 100. N/A is shown where the base number of responses is less than 10 during the period. % is calculated as Quantity/Base number*100

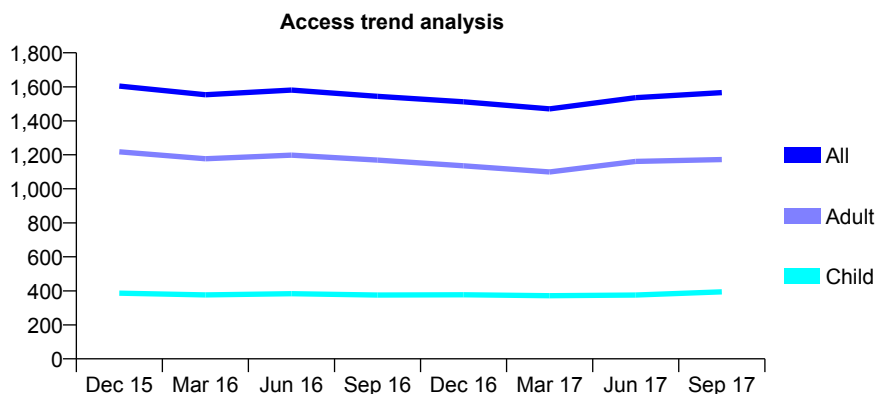
Q53 - Vital Signs At a Glance Contract Report for 794643/0002 - September 2017

Name or company name	MR W SIDHU
Contract type name	GDS Contract
Purpose of contract	General and Orthodontic
Contract start date	03/01/2012
Contract end date	

17/18 Contracted general activity (UDA)	6,301
Carry forward general activity (UDA)	0
17/18 Contracted orthodontic activity (UOA)	51
Carry forward orthodontic activity (UOA)	-2
Baseline contract value	£160,600.76

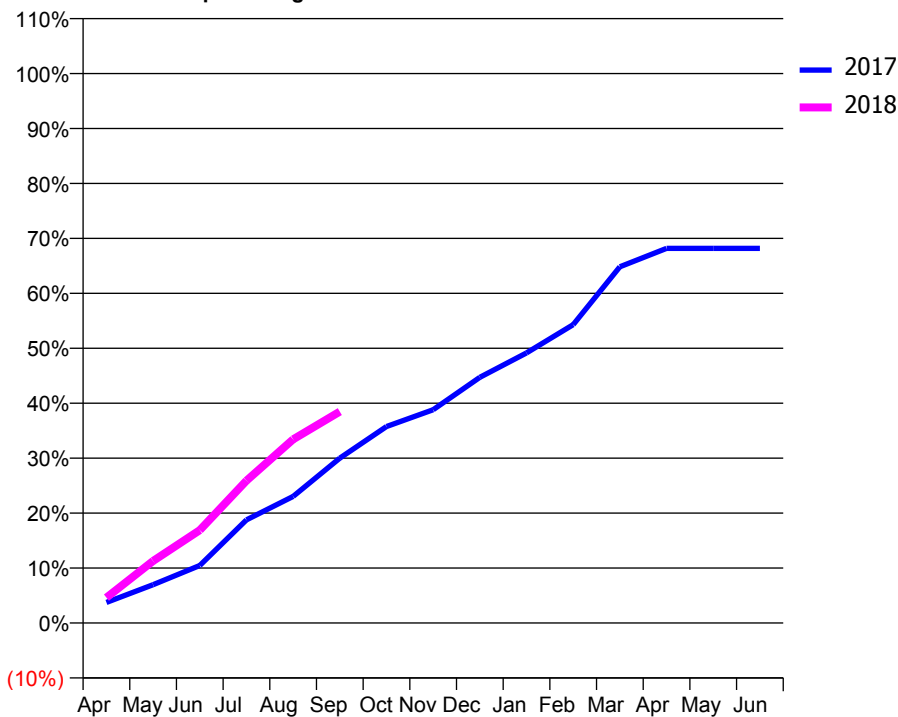
ACCESS*

Patients seen in 24 months	Total	Change since previous quarter
Quarter ending September 2016	1,544	
Quarter ending December 2016	1,512	↓
Quarter ending March 2017	1,470	↓
Quarter ending June 2017	1,536	↑
Quarter ending September 2017	1,566	→
Variance since September 2016	1.4%	→



ACTIVITY

Cumulative percentage of contracted UDA delivered 2017 & 2018



Month	Adjusted Scheduled Activity (UDA)	
	2017	2018
April	236	291
May	440	711
June	660	1,065
July	1,182	1,632
August	1,452	2,106
September	1,891	2,425
October	2,253	
November	2,446	
December	2,817	
January	3,098	
February	3,421	
March	4,084	
April	4,297	
May	4,297	
June	4,297	

QUALITY

	Quantity	Base Number	Contract	AT	Region	England
% of FP17s for the same patient ID Re-attending within 3 months - Children	18	232	7.8%	9.4%	11.6%	11.9%
% of FP17s for the same patient ID Re-attending within 3 months - Adults	78	705	11.1%	12.6%	15.2%	15.9%
% of FP17s for the same patient ID Re-attending between 3 & 9 months - Children	94	232	40.5%	58.5%	59.1%	58.1%
% of FP17s for the same patient ID Re-attending between 3 & 9 months - Adults	229	705	32.5%	49.8%	51.7%	50.6%
% of FP17s for Band 1 Urgent Courses	17	854	2.0%	7.0%	8.0%	9.1%
% of FP17s Relating to Free Repair or Replacements	0	854	0.0%	0.7%	0.8%	0.8%
% of FP17s Relating to Continuations	3	854	0.4%	1.1%	1.0%	1.1%
% of Patients satisfied with the dentistry they have received	3	4	N/A	91.7%	91.5%	91.4%
% of Patients satisfied with the time they had to wait for an appointment	4	4	N/A	90.2%	88.2%	87.7%

* This is based on patients treated on this contract for their most recent course of treatment. Figures in italics indicate the base number of FP17s or Patient Questionnaire responses are less than 100. N/A is shown where the base number of responses is less than 10 during the period. % is calculated as Quantity/Base number*100

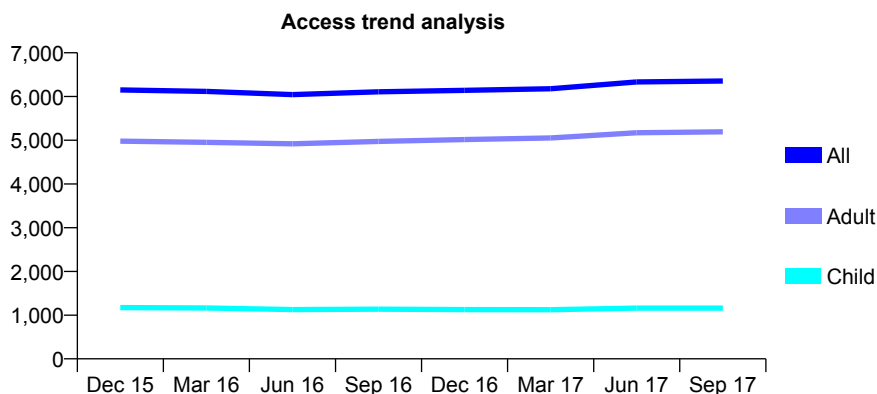
Q53 - Vital Signs At a Glance Contract Report for 814113/0001 - September 2017

Name or company name	MR RA ARROWSMITH
Contract type name	GDS Contract
Purpose of contract	General
Contract start date	01/04/2006
Contract end date	

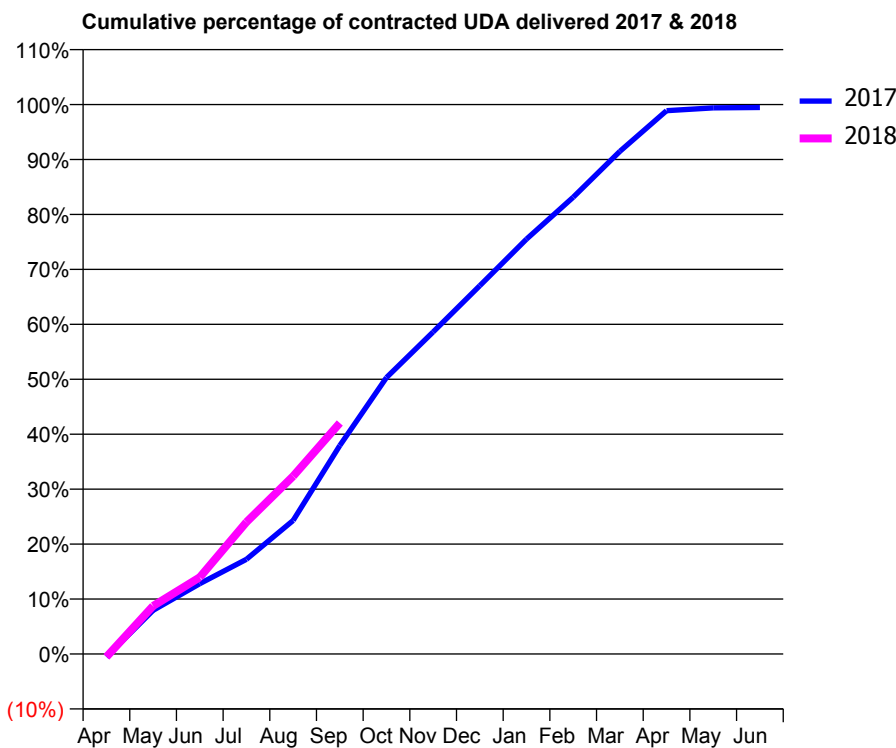
17/18 Contracted general activity (UDA)	12,778
Carry forward general activity (UDA)	69
17/18 Contracted orthodontic activity (UOA)	0
Carry forward orthodontic activity (UOA)	0
Baseline contract value	£369,884.04

ACCESS*

Patients seen in 24 months	Total	Change since previous quarter
Quarter ending September 2016	6,107	
Quarter ending December 2016	6,142	→
Quarter ending March 2017	6,178	→
Quarter ending June 2017	6,334	↑
Quarter ending September 2017	6,354	→
Variance since September 2016	4.0%	↑



ACTIVITY



Month	Adjusted Scheduled Activity (UDA)	
	2017	2018
April	-70	-69
May	1,016	1,119
June	1,637	1,784
July	2,203	3,069
August	3,104	4,136
September	4,848	5,372
October	6,429	
November	7,490	
December	8,565	
January	9,649	
February	10,621	
March	11,688	
April	12,633	
May	12,700	
June	12,708	

QUALITY

	Quantity	Base Number	Contract	AT	Region	England
% of FP17s for the same patient ID Re-attending within 3 months - Children	43	835	5.1%	9.4%	11.6%	11.9%
% of FP17s for the same patient ID Re-attending within 3 months - Adults	288	3,345	8.6%	12.6%	15.2%	15.9%
% of FP17s for the same patient ID Re-attending between 3 & 9 months - Children	387	835	46.3%	58.5%	59.1%	58.1%
% of FP17s for the same patient ID Re-attending between 3 & 9 months - Adults	1,429	3,345	42.7%	49.8%	51.7%	50.6%
% of FP17s for Band 1 Urgent Courses	196	3,146	6.2%	7.0%	8.0%	9.1%
% of FP17s Relating to Free Repair or Replacements	7	3,146	0.2%	0.7%	0.8%	0.8%
% of FP17s Relating to Continuations	16	3,146	0.5%	1.1%	1.0%	1.1%
% of Patients satisfied with the dentistry they have received	12	14	85.7%	91.7%	91.5%	91.4%
% of Patients satisfied with the time they had to wait for an appointment	11	14	78.6%	90.2%	88.2%	87.7%

* This is based on patients treated on this contract for their most recent course of treatment. Figures in italics indicate the base number of FP17s or Patient Questionnaire responses are less than 100. N/A is shown where the base number of responses is less than 10 during the period. % is calculated as Quantity/Base number*100

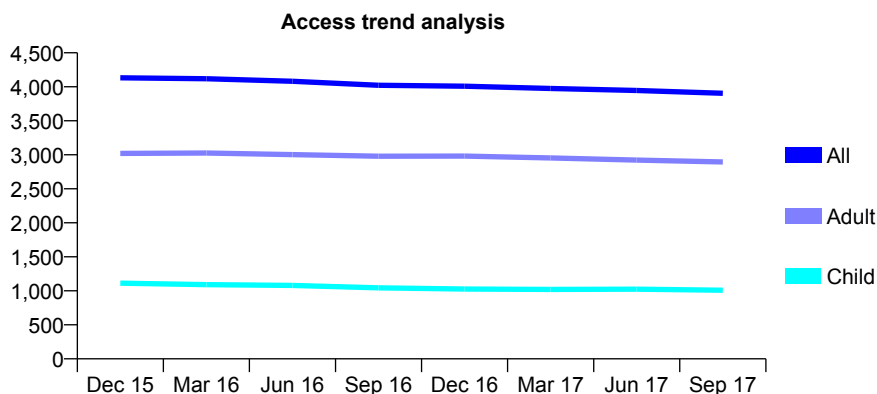
Q53 - Vital Signs At a Glance Contract Report for 817066/0001 - September 2017

Name or company name	MR PR VICKERY
Contract type name	GDS Contract
Purpose of contract	General
Contract start date	01/04/2006
Contract end date	

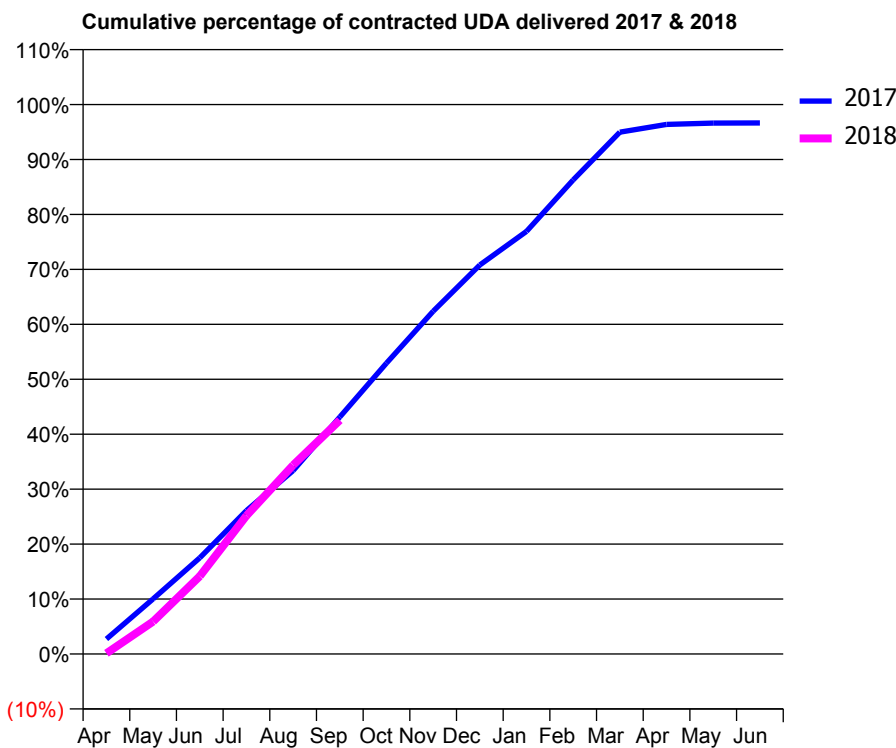
17/18 Contracted general activity (UDA)	16,087
Carry forward general activity (UDA)	540
17/18 Contracted orthodontic activity (UOA)	0
Carry forward orthodontic activity (UOA)	0
Baseline contract value	£403,067.49

ACCESS*

Patients seen in 24 months	Total	Change since previous quarter
Quarter ending September 2016	4,023	
Quarter ending December 2016	4,008	→
Quarter ending March 2017	3,975	→
Quarter ending June 2017	3,947	→
Quarter ending September 2017	3,904	↓
Variance since September 2016	(3.0%)	↓



ACTIVITY



Month	Adjusted Scheduled Activity (UDA)	
	2017	2018
April	440	21
May	1,615	950
June	2,815	2,277
July	4,200	4,052
August	5,371	5,528
September	6,940	6,844
October	8,517	
November	10,036	
December	11,389	
January	12,372	
February	13,879	
March	15,278	
April	15,506	
May	15,542	
June	15,546	

QUALITY

	Quantity	Base Number	Contract	AT	Region	England
% of FP17s for the same patient ID Re-attending within 3 months - Children	74	955	7.7%	9.4%	11.6%	11.9%
% of FP17s for the same patient ID Re-attending within 3 months - Adults	323	2,505	12.9%	12.6%	15.2%	15.9%
% of FP17s for the same patient ID Re-attending between 3 & 9 months - Children	651	955	68.2%	58.5%	59.1%	58.1%
% of FP17s for the same patient ID Re-attending between 3 & 9 months - Adults	1,614	2,505	64.4%	49.8%	51.7%	50.6%
% of FP17s for Band 1 Urgent Courses	191	3,296	5.8%	7.0%	8.0%	9.1%
% of FP17s Relating to Free Repair or Replacements	30	3,296	0.9%	0.7%	0.8%	0.8%
% of FP17s Relating to Continuations	53	3,296	1.6%	1.1%	1.0%	1.1%
% of Patients satisfied with the dentistry they have received	16	16	100.0%	91.7%	91.5%	91.4%
% of Patients satisfied with the time they had to wait for an appointment	14	16	87.5%	90.2%	88.2%	87.7%

* This is based on patients treated on this contract for their most recent course of treatment. Figures in italics indicate the base number of FP17s or Patient Questionnaire responses are less than 100. N/A is shown where the base number of responses is less than 10 during the period. % is calculated as Quantity/Base number*100

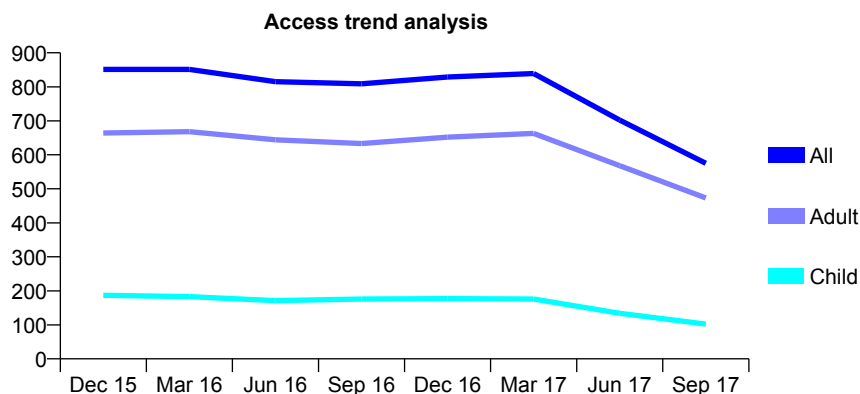
Q53 - Vital Signs At a Glance Contract Report for 818895/0003 - September 2017

Name or company name	MR BS MATHARU
Contract type name	GDS Contract
Purpose of contract	General
Contract start date	05/08/2006
Contract end date	30/04/2017

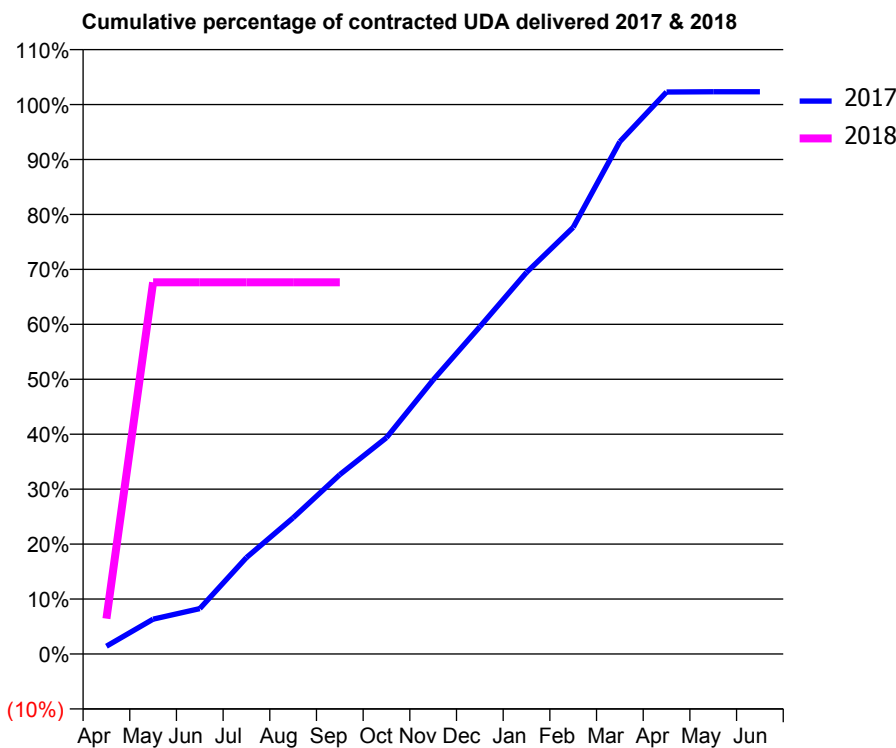
17/18 Contracted general activity (UDA)	217
Carry forward general activity (UDA)	0
17/18 Contracted orthodontic activity (UOA)	0
Carry forward orthodontic activity (UOA)	0
Baseline contract value	£5,222.36

ACCESS*

Patients seen in 24 months	Total	Change since previous quarter
Quarter ending September 2016	809	
Quarter ending December 2016	829	↑
Quarter ending March 2017	839	→
Quarter ending June 2017	702	↓
Quarter ending September 2017	575	↓
Variance since September 2016	(28.9%)	↓



ACTIVITY



Month	Adjusted Scheduled Activity (UDA)	
	2017	2018
April	37	14
May	166	147
June	216	147
July	458	147
August	647	147
September	852	147
October	1,027	
November	1,301	
December	1,553	
January	1,811	
February	2,025	
March	2,432	
April	2,667	
May	2,668	
June	2,668	

QUALITY

	Quantity	Base Number	Contract	AT	Region	England
% of FP17s for the same patient ID Re-attending within 3 months - Children	0	25	0.0%	9.4%	11.6%	11.9%
% of FP17s for the same patient ID Re-attending within 3 months - Adults	19	105	18.1%	12.6%	15.2%	15.9%
% of FP17s for the same patient ID Re-attending between 3 & 9 months - Children	15	25	60.0%	58.5%	59.1%	58.1%
% of FP17s for the same patient ID Re-attending between 3 & 9 months - Adults	26	105	24.8%	49.8%	51.7%	50.6%
% of FP17s for Band 1 Urgent Courses	4	78	5.1%	7.0%	8.0%	9.1%
% of FP17s Relating to Free Repair or Replacements	0	78	0.0%	0.7%	0.8%	0.8%
% of FP17s Relating to Continuations	5	78	6.4%	1.1%	1.0%	1.1%
% of Patients satisfied with the dentistry they have received	1	1	N/A	91.7%	91.5%	91.4%
% of Patients satisfied with the time they had to wait for an appointment	1	1	N/A	90.2%	88.2%	87.7%

* This is based on patients treated on this contract for their most recent course of treatment. Figures in italics indicate the base number of FP17s or Patient Questionnaire responses are less than 100. N/A is shown where the base number of responses is less than 10 during the period. % is calculated as Quantity/Base number*100

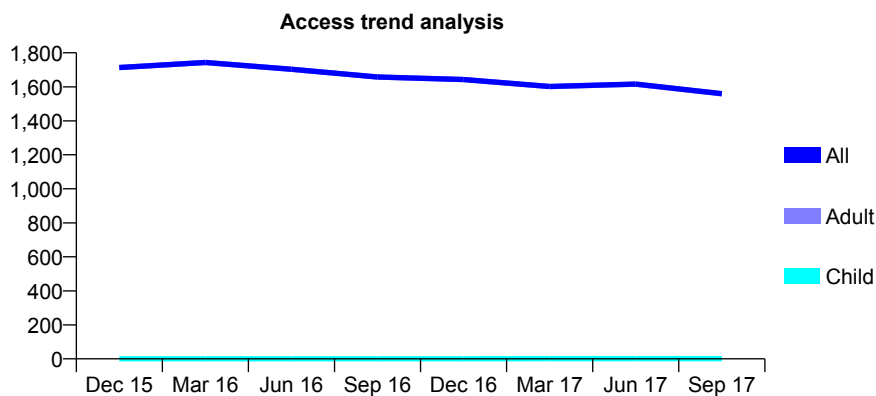
Q53 - Vital Signs At a Glance Contract Report for 819166/0001 - September 2017

Name or company name	MRS CA HARRINGTON
Contract type name	GDS Contract
Purpose of contract	General
Contract start date	18/09/2006
Contract end date	

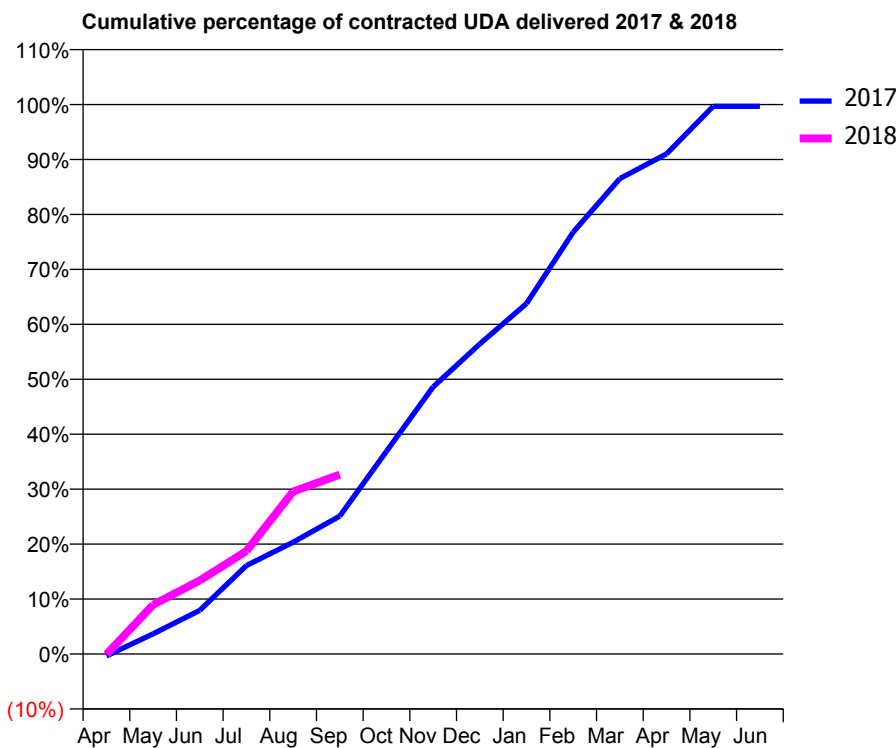
17/18 Contracted general activity (UDA)	4,264
Carry forward general activity (UDA)	14
17/18 Contracted orthodontic activity (UOA)	0
Carry forward orthodontic activity (UOA)	0
Baseline contract value	£117,725.12

ACCESS*

Patients seen in 24 months	Total	Change since previous quarter
Quarter ending September 2016	1,658	
Quarter ending December 2016	1,643	→
Quarter ending March 2017	1,602	↓
Quarter ending June 2017	1,616	→
Quarter ending September 2017	1,560	↓
Variance since September 2016	(5.9%)	↓



ACTIVITY



Month	Adjusted Scheduled Activity (UDA)	
	2017	2018
April	-16	-4
May	157	383
June	339	571
July	686	800
August	867	1,261
September	1,070	1,392
October	1,573	
November	2,073	
December	2,406	
January	2,719	
February	3,273	
March	3,690	
April	3,881	
May	4,250	
June	4,250	

QUALITY

	Quantity	Base Number	Contract	AT	Region	England
% of FP17s for the same patient ID Re-attending within 3 months - Children	0	0	N/A	9.4%	11.6%	11.9%
% of FP17s for the same patient ID Re-attending within 3 months - Adults	33	724	4.6%	12.6%	15.2%	15.9%
% of FP17s for the same patient ID Re-attending between 3 & 9 months - Children	0	0	N/A	58.5%	59.1%	58.1%
% of FP17s for the same patient ID Re-attending between 3 & 9 months - Adults	413	724	57.0%	49.8%	51.7%	50.6%
% of FP17s for Band 1 Urgent Courses	5	591	0.8%	7.0%	8.0%	9.1%
% of FP17s Relating to Free Repair or Replacements	0	591	0.0%	0.7%	0.8%	0.8%
% of FP17s Relating to Continuations	0	591	0.0%	1.1%	1.0%	1.1%
% of Patients satisfied with the dentistry they have received	1	2	N/A	91.7%	91.5%	91.4%
% of Patients satisfied with the time they had to wait for an appointment	2	2	N/A	90.2%	88.2%	87.7%

* This is based on patients treated on this contract for their most recent course of treatment. Figures in italics indicate the base number of FP17s or Patient Questionnaire responses are less than 100. N/A is shown where the base number of responses is less than 10 during the period. % is calculated as Quantity/Base number*100

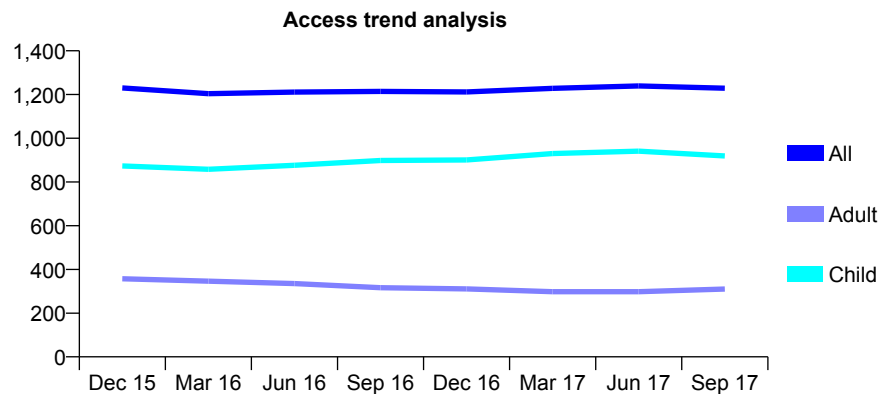
Q53 - Vital Signs At a Glance Contract Report for 825212/0004 - September 2017

Name or company name	MR D DALBY
Contract type name	GDS Contract
Purpose of contract	General
Contract start date	01/08/2012
Contract end date	

17/18 Contracted general activity (UDA)	2,200
Carry forward general activity (UDA)	12
17/18 Contracted orthodontic activity (UOA)	0
Carry forward orthodontic activity (UOA)	0
Baseline contract value	£64,636.09

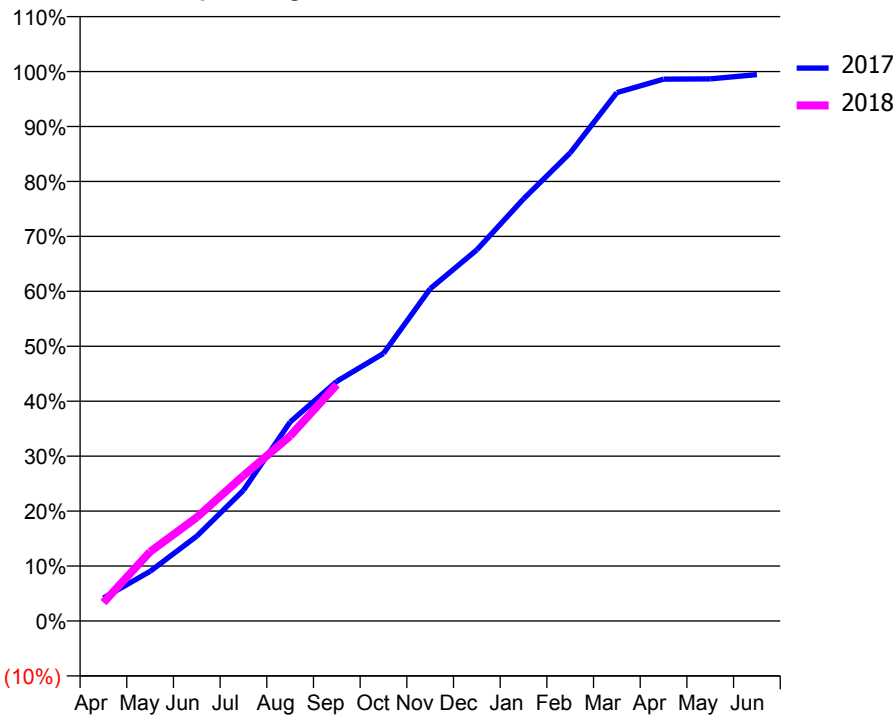
ACCESS*

Patients seen in 24 months	Total	Change since previous quarter
Quarter ending September 2016	1,214	
Quarter ending December 2016	1,212	→
Quarter ending March 2017	1,228	→
Quarter ending June 2017	1,239	→
Quarter ending September 2017	1,229	→
Variance since September 2016	1.2%	→



ACTIVITY

Cumulative percentage of contracted UDA delivered 2017 & 2018



Month	Adjusted Scheduled Activity (UDA)	
	2017	2018
April	92	74
May	199	277
June	340	415
July	523	582
August	797	741
September	959	946
October	1,071	
November	1,330	
December	1,486	
January	1,690	
February	1,874	
March	2,116	
April	2,169	
May	2,171	
June	2,188	

QUALITY

	Quantity	Base Number	Contract	AT	Region	England
% of FP17s for the same patient ID Re-attending within 3 months - Children	71	682	10.4%	9.4%	11.6%	11.9%
% of FP17s for the same patient ID Re-attending within 3 months - Adults	14	136	10.3%	12.6%	15.2%	15.9%
% of FP17s for the same patient ID Re-attending between 3 & 9 months - Children	384	682	56.3%	58.5%	59.1%	58.1%
% of FP17s for the same patient ID Re-attending between 3 & 9 months - Adults	50	136	36.8%	49.8%	51.7%	50.6%
% of FP17s for Band 1 Urgent Courses	42	762	5.5%	7.0%	8.0%	9.1%
% of FP17s Relating to Free Repair or Replacements	1	762	0.1%	0.7%	0.8%	0.8%
% of FP17s Relating to Continuations	9	762	1.2%	1.1%	1.0%	1.1%
% of Patients satisfied with the dentistry they have received	1	1	N/A	91.7%	91.5%	91.4%
% of Patients satisfied with the time they had to wait for an appointment	1	1	N/A	90.2%	88.2%	87.7%

* This is based on patients treated on this contract for their most recent course of treatment. Figures in italics indicate the base number of FP17s or Patient Questionnaire responses are less than 100. N/A is shown where the base number of responses is less than 10 during the period. % is calculated as Quantity/Base number*100

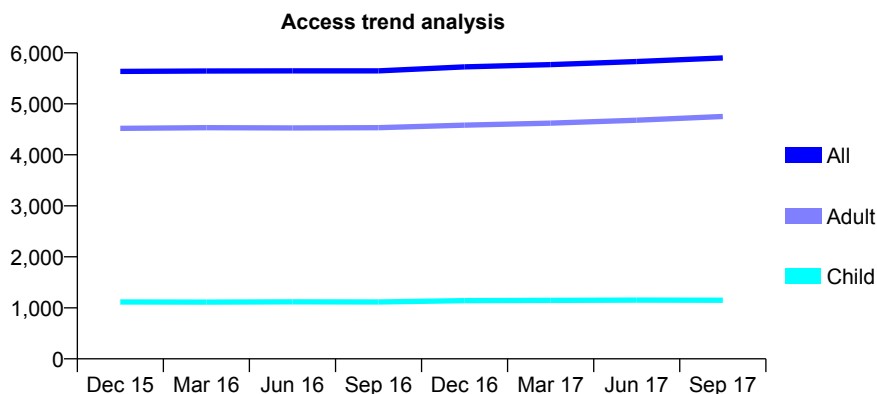
Q53 - Vital Signs At a Glance Contract Report for 831662/0001 - September 2017

Name or company name	MR SJ THOMAS
Contract type name	GDS Contract
Purpose of contract	General
Contract start date	01/04/2006
Contract end date	

17/18 Contracted general activity (UDA)	18,115
Carry forward general activity (UDA)	0
17/18 Contracted orthodontic activity (UOA)	0
Carry forward orthodontic activity (UOA)	0
Baseline contract value	£524,336.28

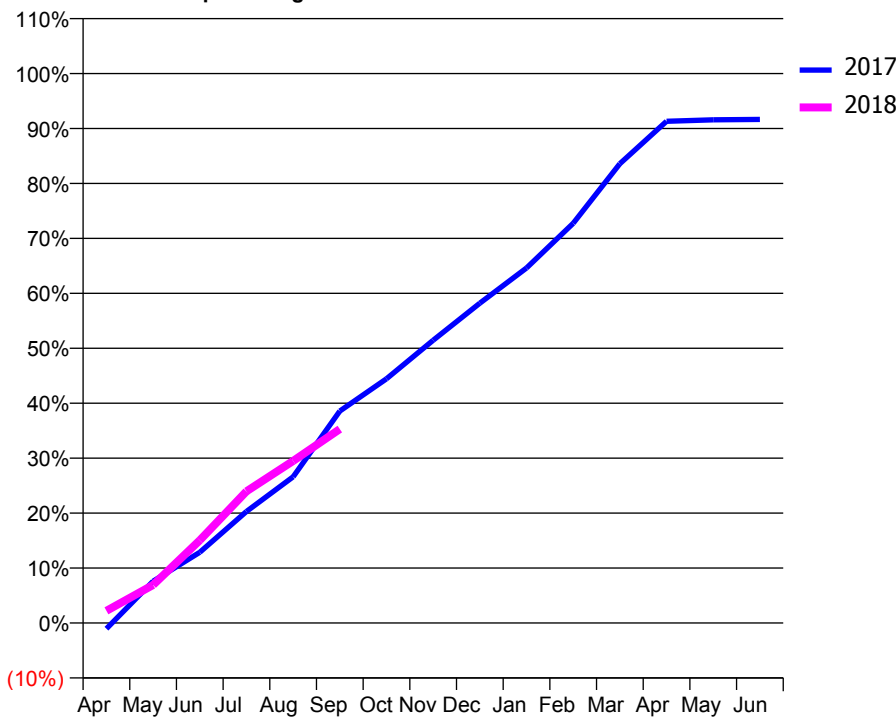
ACCESS*

Patients seen in 24 months	Total	Change since previous quarter
Quarter ending September 2016	5,646	
Quarter ending December 2016	5,724	→
Quarter ending March 2017	5,769	→
Quarter ending June 2017	5,830	→
Quarter ending September 2017	5,899	→
Variance since September 2016	4.5%	↑



ACTIVITY

Cumulative percentage of contracted UDA delivered 2017 & 2018



Month	Adjusted Scheduled Activity (UDA)	
	2017	2018
April	-189	401
May	1,378	1,256
June	2,330	2,726
July	3,676	4,342
August	4,818	5,344
September	6,989	6,393
October	8,050	
November	9,324	
December	10,545	
January	11,703	
February	13,179	
March	15,143	
April	16,538	
May	16,588	
June	16,600	

QUALITY

	Quantity	Base Number	Contract	AT	Region	England
% of FP17s for the same patient ID Re-attending within 3 months - Children	61	846	7.2%	9.4%	11.6%	11.9%
% of FP17s for the same patient ID Re-attending within 3 months - Adults	411	2,892	14.2%	12.6%	15.2%	15.9%
% of FP17s for the same patient ID Re-attending between 3 & 9 months - Children	517	846	61.1%	58.5%	59.1%	58.1%
% of FP17s for the same patient ID Re-attending between 3 & 9 months - Adults	1,018	2,892	35.2%	49.8%	51.7%	50.6%
% of FP17s for Band 1 Urgent Courses	242	3,380	7.2%	7.0%	8.0%	9.1%
% of FP17s Relating to Free Repair or Replacements	27	3,380	0.8%	0.7%	0.8%	0.8%
% of FP17s Relating to Continuations	122	3,380	3.6%	1.1%	1.0%	1.1%
% of Patients satisfied with the dentistry they have received	27	31	87.1%	91.7%	91.5%	91.4%
% of Patients satisfied with the time they had to wait for an appointment	27	31	87.1%	90.2%	88.2%	87.7%

* This is based on patients treated on this contract for their most recent course of treatment. Figures in italics indicate the base number of FP17s or Patient Questionnaire responses are less than 100. N/A is shown where the base number of responses is less than 10 during the period. % is calculated as Quantity/Base number*100

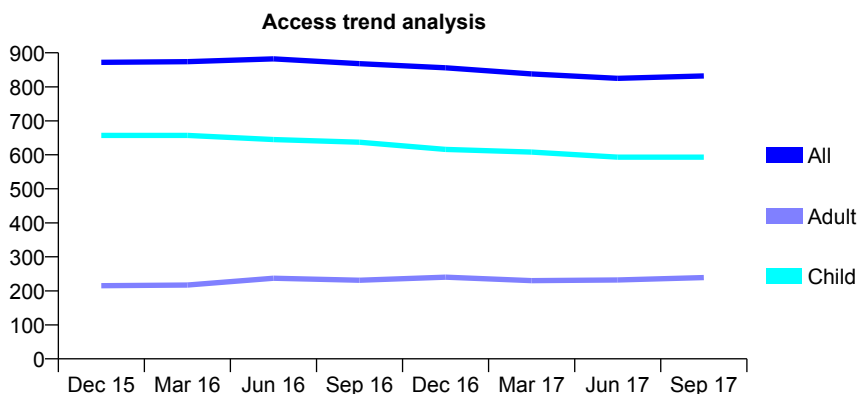
Q53 - Vital Signs At a Glance Contract Report for 835765/0001 - September 2017

Name or company name	MISS P WILKES
Contract type name	GDS Contract
Purpose of contract	General
Contract start date	01/08/2008
Contract end date	

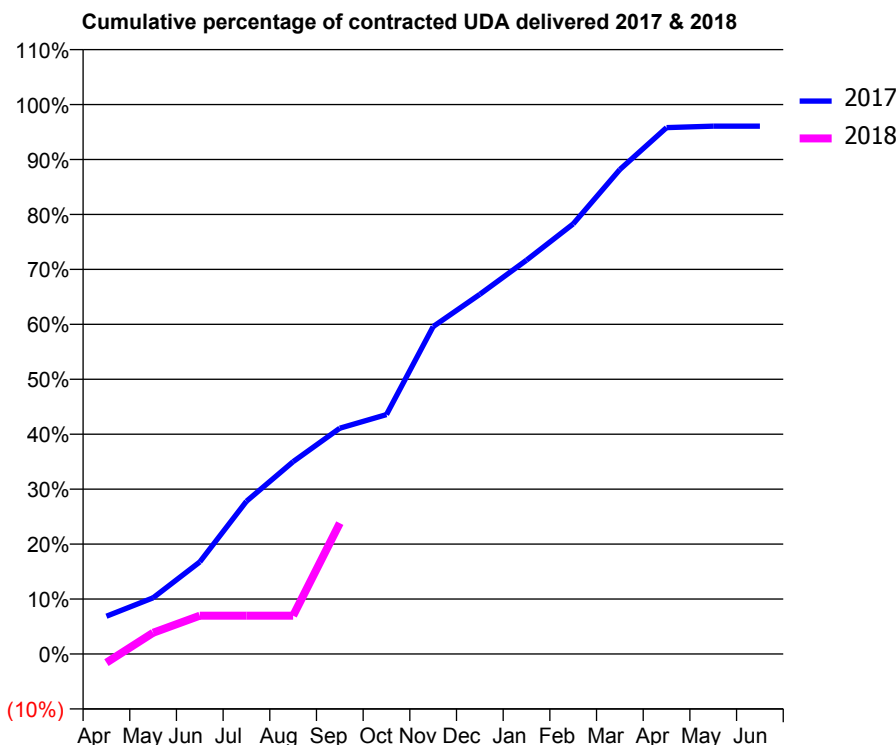
17/18 Contracted general activity (UDA)	1,750
Carry forward general activity (UDA)	68
17/18 Contracted orthodontic activity (UOA)	0
Carry forward orthodontic activity (UOA)	0
Baseline contract value	£40,691.15

ACCESS*

Patients seen in 24 months	Total	Change since previous quarter
Quarter ending September 2016	868	
Quarter ending December 2016	856	↓
Quarter ending March 2017	838	↓
Quarter ending June 2017	825	↓
Quarter ending September 2017	832	→
Variance since September 2016	(4.1%)	↓



ACTIVITY



Month	Adjusted Scheduled Activity (UDA)	
	2017	2018
April	120	-28
May	179	68
June	293	122
July	487	122
August	613	122
September	719	417
October	762	
November	1,043	
December	1,146	
January	1,254	
February	1,370	
March	1,543	
April	1,676	
May	1,681	
June	1,681	

QUALITY

	Quantity	Base Number	Contract	AT	Region	England
% of FP17s for the same patient ID Re-attending within 3 months - Children	31	438	7.1%	9.4%	11.6%	11.9%
% of FP17s for the same patient ID Re-attending within 3 months - Adults	19	108	17.6%	12.6%	15.2%	15.9%
% of FP17s for the same patient ID Re-attending between 3 & 9 months - Children	277	438	63.2%	58.5%	59.1%	58.1%
% of FP17s for the same patient ID Re-attending between 3 & 9 months - Adults	54	108	50.0%	49.8%	51.7%	50.6%
% of FP17s for Band 1 Urgent Courses	27	467	5.8%	7.0%	8.0%	9.1%
% of FP17s Relating to Free Repair or Replacements	0	467	0.0%	0.7%	0.8%	0.8%
% of FP17s Relating to Continuations	6	467	1.3%	1.1%	1.0%	1.1%
% of Patients satisfied with the dentistry they have received	2	2	N/A	91.7%	91.5%	91.4%
% of Patients satisfied with the time they had to wait for an appointment	1	2	N/A	90.2%	88.2%	87.7%

* This is based on patients treated on this contract for their most recent course of treatment. Figures in italics indicate the base number of FP17s or Patient Questionnaire responses are less than 100. N/A is shown where the base number of responses is less than 10 during the period. % is calculated as Quantity/Base number*100

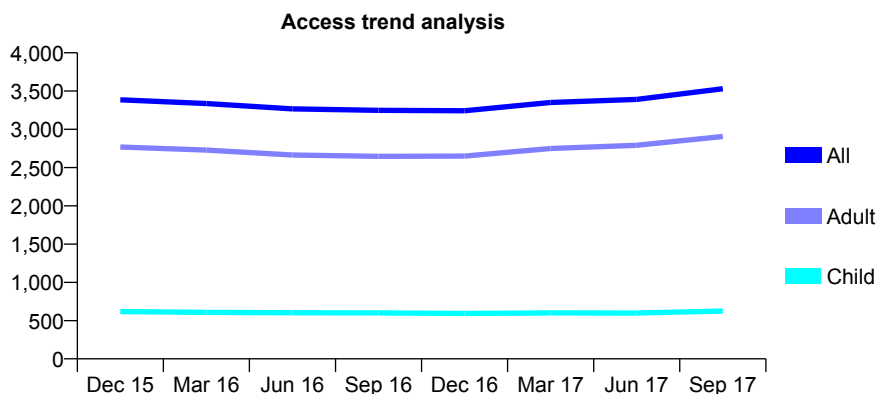
Q53 - Vital Signs At a Glance Contract Report for 836354/0001 - September 2017

Name or company name	MR SS HOTH
Contract type name	GDS Contract
Purpose of contract	General
Contract start date	01/04/2006
Contract end date	

17/18 Contracted general activity (UDA)	11,116
Carry forward general activity (UDA)	0
17/18 Contracted orthodontic activity (UOA)	0
Carry forward orthodontic activity (UOA)	0
Baseline contract value	£331,377.71

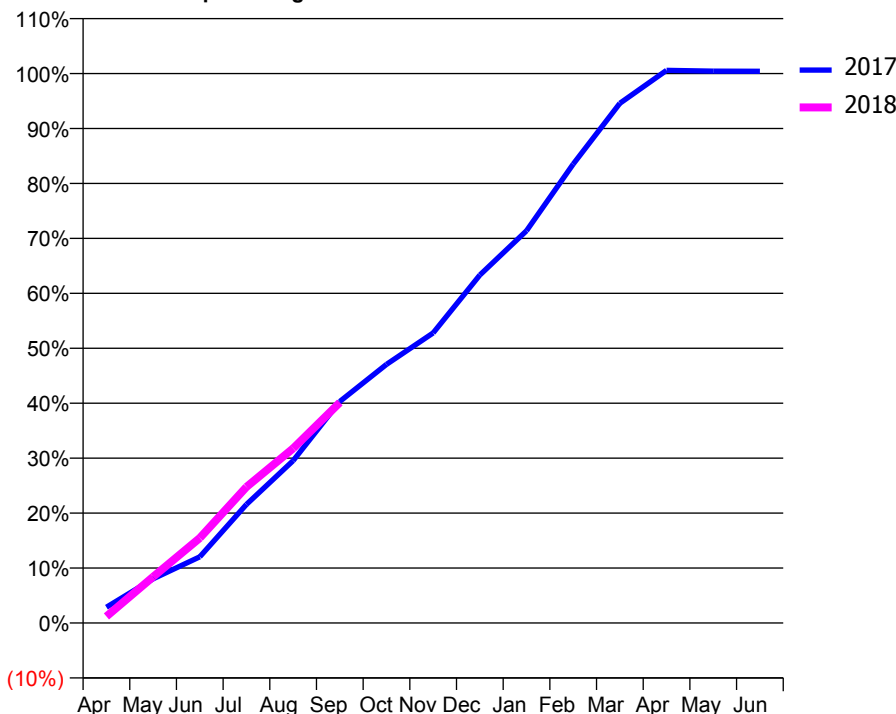
ACCESS*

Patients seen in 24 months	Total	Change since previous quarter
Quarter ending September 2016	3,248	
Quarter ending December 2016	3,243	→
Quarter ending March 2017	3,350	↑
Quarter ending June 2017	3,390	→
Quarter ending September 2017	3,531	↑
Variance since September 2016	8.7%	↑



ACTIVITY

Cumulative percentage of contracted UDA delivered 2017 & 2018



Adjusted Scheduled Activity (UDA)

Month	2017	2018
April	320	135
May	893	934
June	1,338	1,720
July	2,400	2,754
August	3,285	3,532
September	4,483	4,461
October	5,231	
November	5,869	
December	7,040	
January	7,935	
February	9,283	
March	10,513	
April	11,180	
May	11,163	
June	11,160	

QUALITY

	Quantity	Base Number	Contract	AT	Region	England
% of FP17s for the same patient ID Re-attending within 3 months - Children	36	470	7.7%	9.4%	11.6%	11.9%
% of FP17s for the same patient ID Re-attending within 3 months - Adults	191	1,898	10.1%	12.6%	15.2%	15.9%
% of FP17s for the same patient ID Re-attending between 3 & 9 months - Children	220	470	46.8%	58.5%	59.1%	58.1%
% of FP17s for the same patient ID Re-attending between 3 & 9 months - Adults	827	1,898	43.6%	49.8%	51.7%	50.6%
% of FP17s for Band 1 Urgent Courses	146	2,150	6.8%	7.0%	8.0%	9.1%
% of FP17s Relating to Free Repair or Replacements	21	2,150	1.0%	0.7%	0.8%	0.8%
% of FP17s Relating to Continuations	5	2,150	0.2%	1.1%	1.0%	1.1%
% of Patients satisfied with the dentistry they have received	10	10	100.0%	91.7%	91.5%	91.4%
% of Patients satisfied with the time they had to wait for an appointment	10	10	100.0%	90.2%	88.2%	87.7%

* This is based on patients treated on this contract for their most recent course of treatment. Figures in italics indicate the base number of FP17s or Patient Questionnaire responses are less than 100. N/A is shown where the base number of responses is less than 10 during the period. % is calculated as Quantity/Base number*100

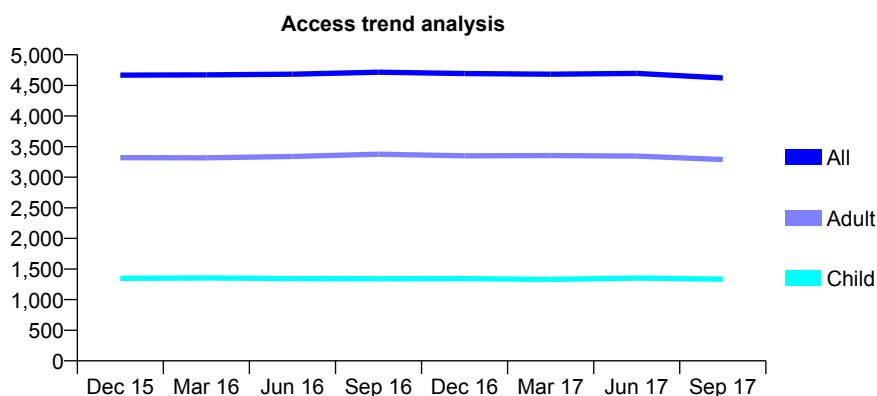
Q53 - Vital Signs At a Glance Contract Report for 841196/0001 - September 2017

Name or company name	MR A KAKAY AFSHARY
Contract type name	GDS Contract
Purpose of contract	General
Contract start date	01/04/2006
Contract end date	

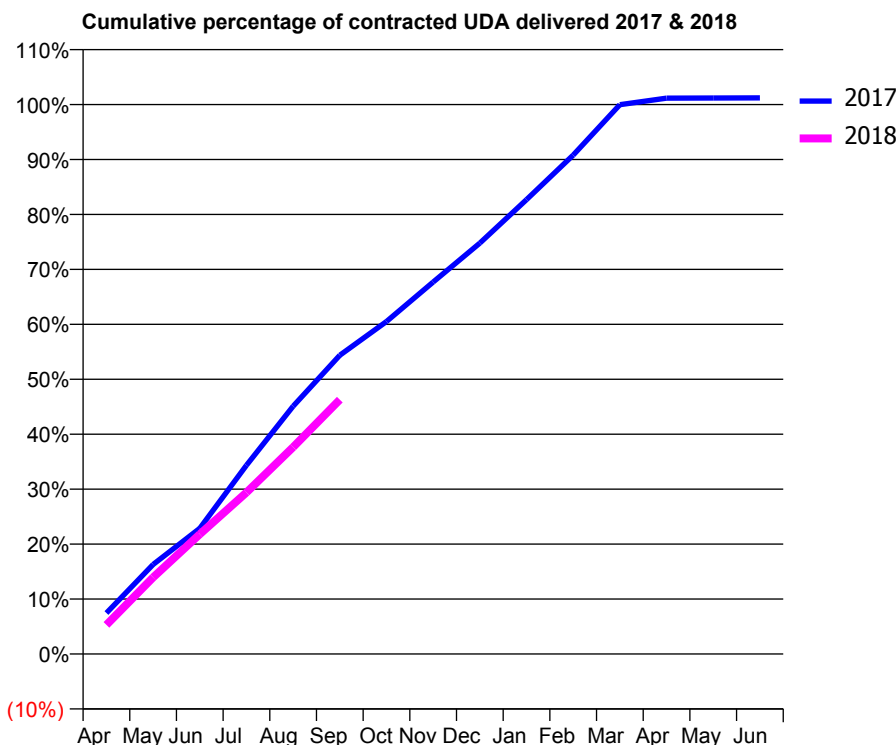
17/18 Contracted general activity (UDA)	11,465
Carry forward general activity (UDA)	-138
17/18 Contracted orthodontic activity (UOA)	0
Carry forward orthodontic activity (UOA)	0
Baseline contract value	£348,075.58

ACCESS*

Patients seen in 24 months	Total	Change since previous quarter
Quarter ending September 2016	4,715	
Quarter ending December 2016	4,693	→
Quarter ending March 2017	4,683	→
Quarter ending June 2017	4,696	→
Quarter ending September 2017	4,623	↓
Variance since September 2016	(2.0%)	↓



ACTIVITY



Month	Adjusted Scheduled Activity (UDA)	
	2017	2018
April	856	609
May	1,870	1,599
June	2,623	2,500
July	3,940	3,370
August	5,170	4,316
September	6,234	5,306
October	6,937	
November	7,761	
December	8,573	
January	9,479	
February	10,409	
March	11,462	
April	11,598	
May	11,601	
June	11,602	

QUALITY

	Quantity	Base Number	Contract	AT	Region	England
% of FP17s for the same patient ID Re-attending within 3 months - Children	39	767	5.1%	9.4%	11.6%	11.9%
% of FP17s for the same patient ID Re-attending within 3 months - Adults	109	1,666	6.5%	12.6%	15.2%	15.9%
% of FP17s for the same patient ID Re-attending between 3 & 9 months - Children	381	767	49.7%	58.5%	59.1%	58.1%
% of FP17s for the same patient ID Re-attending between 3 & 9 months - Adults	863	1,666	51.8%	49.8%	51.7%	50.6%
% of FP17s for Band 1 Urgent Courses	46	2,377	1.9%	7.0%	8.0%	9.1%
% of FP17s Relating to Free Repair or Replacements	9	2,377	0.4%	0.7%	0.8%	0.8%
% of FP17s Relating to Continuations	0	2,377	0.0%	1.1%	1.0%	1.1%
% of Patients satisfied with the dentistry they have received	8	12	66.7%	91.7%	91.5%	91.4%
% of Patients satisfied with the time they had to wait for an appointment	11	12	91.7%	90.2%	88.2%	87.7%

* This is based on patients treated on this contract for their most recent course of treatment. Figures in italics indicate the base number of FP17s or Patient Questionnaire responses are less than 100. N/A is shown where the base number of responses is less than 10 during the period. % is calculated as Quantity/Base number*100

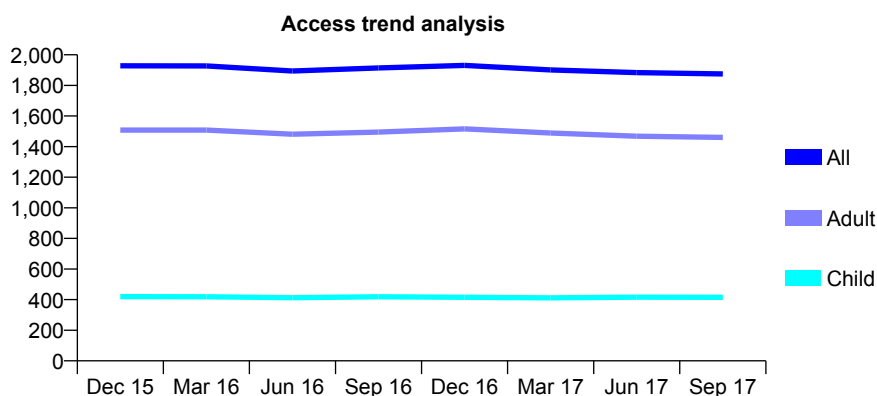
Q53 - Vital Signs At a Glance Contract Report for 841315/0003 - September 2017

Name or company name	MRS S BALKRISHNA
Contract type name	GDS Contract
Purpose of contract	General
Contract start date	01/04/2006
Contract end date	

17/18 Contracted general activity (UDA)	5,472
Carry forward general activity (UDA)	-104
17/18 Contracted orthodontic activity (UOA)	0
Carry forward orthodontic activity (UOA)	0
Baseline contract value	£129,830.26

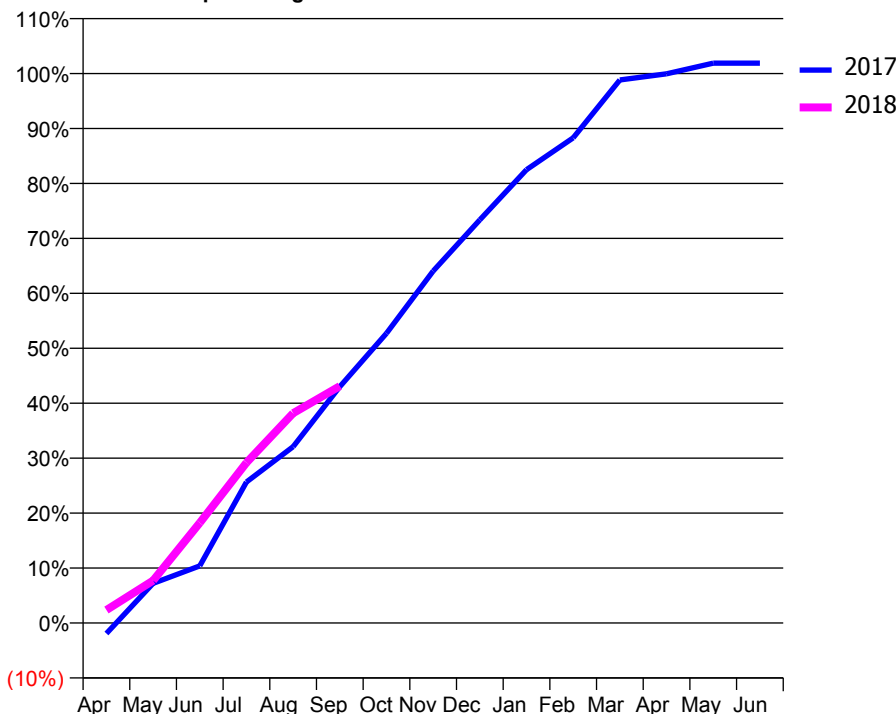
ACCESS*

Patients seen in 24 months	Total	Change since previous quarter
Quarter ending September 2016	1,914	
Quarter ending December 2016	1,931	→
Quarter ending March 2017	1,901	↓
Quarter ending June 2017	1,884	→
Quarter ending September 2017	1,875	→
Variance since September 2016	(2.0%)	↓



ACTIVITY

Cumulative percentage of contracted UDA delivered 2017 & 2018



Month	Adjusted Scheduled Activity (UDA)	
	2017	2018
April	-105	130
May	395	423
June	568	998
July	1,404	1,597
August	1,756	2,090
September	2,354	2,359
October	2,885	
November	3,506	
December	4,015	
January	4,515	
February	4,832	
March	5,408	
April	5,469	
May	5,576	
June	5,576	

QUALITY

	Quantity	Base Number	Contract	AT	Region	England
% of FP17s for the same patient ID Re-attending within 3 months - Children	12	279	4.3%	9.4%	11.6%	11.9%
% of FP17s for the same patient ID Re-attending within 3 months - Adults	80	805	9.9%	12.6%	15.2%	15.9%
% of FP17s for the same patient ID Re-attending between 3 & 9 months - Children	139	279	49.8%	58.5%	59.1%	58.1%
% of FP17s for the same patient ID Re-attending between 3 & 9 months - Adults	400	805	49.7%	49.8%	51.7%	50.6%
% of FP17s for Band 1 Urgent Courses	36	1,026	3.5%	7.0%	8.0%	9.1%
% of FP17s Relating to Free Repair or Replacements	6	1,026	0.6%	0.7%	0.8%	0.8%
% of FP17s Relating to Continuations	12	1,026	1.2%	1.1%	1.0%	1.1%
% of Patients satisfied with the dentistry they have received	4	4	N/A	91.7%	91.5%	91.4%
% of Patients satisfied with the time they had to wait for an appointment	2	4	N/A	90.2%	88.2%	87.7%

* This is based on patients treated on this contract for their most recent course of treatment. Figures in italics indicate the base number of FP17s or Patient Questionnaire responses are less than 100. N/A is shown where the base number of responses is less than 10 during the period. % is calculated as Quantity/Base number*100

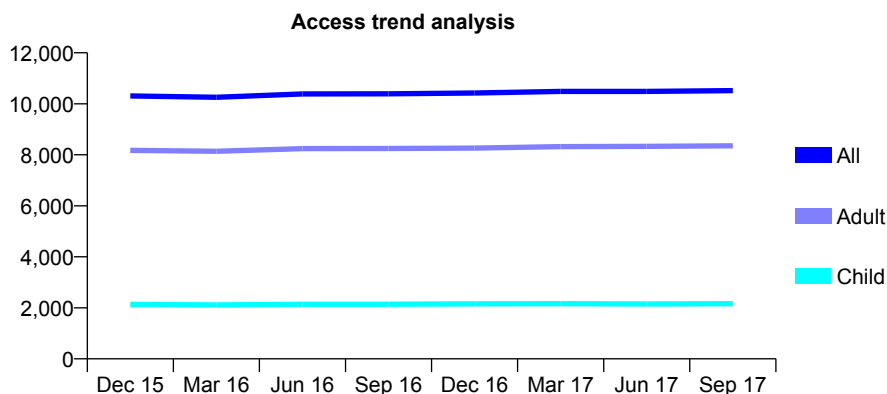
Q53 - Vital Signs At a Glance Contract Report for 847518/0001 - September 2017

Name or company name	MR KS SHOKER
Contract type name	GDS Contract
Purpose of contract	General
Contract start date	01/04/2006
Contract end date	

17/18 Contracted general activity (UDA)	25,422
Carry forward general activity (UDA)	267
17/18 Contracted orthodontic activity (UOA)	0
Carry forward orthodontic activity (UOA)	0
Baseline contract value	£674,442.85

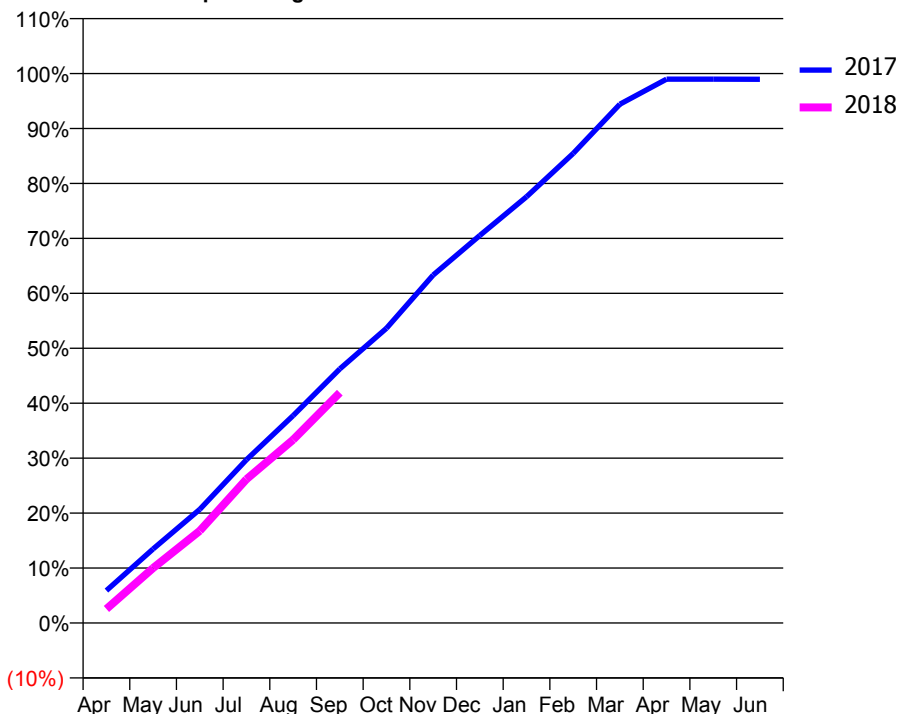
ACCESS*

Patients seen in 24 months	Total	Change since previous quarter
Quarter ending September 2016	10,391	
Quarter ending December 2016	10,423	→
Quarter ending March 2017	10,485	→
Quarter ending June 2017	10,484	→
Quarter ending September 2017	10,516	→
Variance since September 2016	1.2%	→



ACTIVITY

Cumulative percentage of contracted UDA delivered 2017 & 2018



Adjusted Scheduled Activity (UDA)

Month	2017	2018
April	1,500	652
May	3,425	2,547
June	5,261	4,266
July	7,552	6,656
August	9,599	8,481
September	11,755	10,657
October	13,636	
November	16,096	
December	17,931	
January	19,720	
February	21,725	
March	24,003	
April	25,162	
May	25,158	
June	25,155	

QUALITY

	Quantity	Base Number	Contract	AT	Region	England
% of FP17s for the same patient ID Re-attending within 3 months - Children	115	1,491	7.7%	9.4%	11.6%	11.9%
% of FP17s for the same patient ID Re-attending within 3 months - Adults	538	4,818	11.2%	12.6%	15.2%	15.9%
% of FP17s for the same patient ID Re-attending between 3 & 9 months - Children	776	1,491	52.0%	58.5%	59.1%	58.1%
% of FP17s for the same patient ID Re-attending between 3 & 9 months - Adults	2,194	4,818	45.5%	49.8%	51.7%	50.6%
% of FP17s for Band 1 Urgent Courses	353	5,525	6.4%	7.0%	8.0%	9.1%
% of FP17s Relating to Free Repair or Replacements	34	5,525	0.6%	0.7%	0.8%	0.8%
% of FP17s Relating to Continuations	53	5,525	1.0%	1.1%	1.0%	1.1%
% of Patients satisfied with the dentistry they have received	24	24	100.0%	91.7%	91.5%	91.4%
% of Patients satisfied with the time they had to wait for an appointment	23	24	95.8%	90.2%	88.2%	87.7%

* This is based on patients treated on this contract for their most recent course of treatment. Figures in italics indicate the base number of FP17s or Patient Questionnaire responses are less than 100. N/A is shown where the base number of responses is less than 10 during the period. % is calculated as Quantity/Base number*100

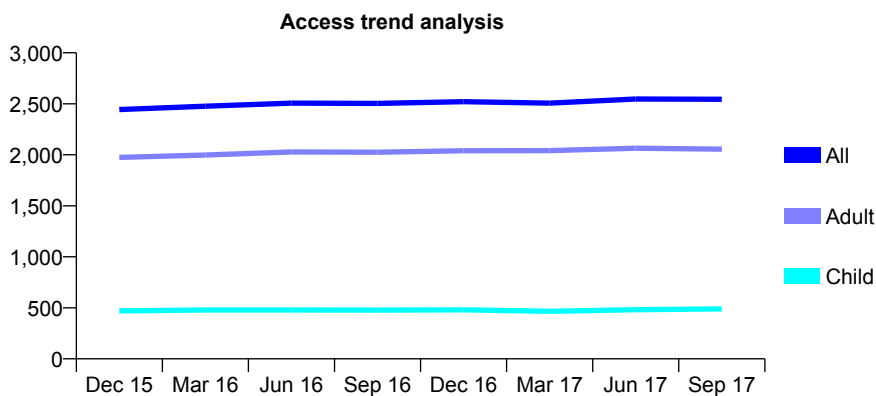
Q53 - Vital Signs At a Glance Contract Report for 848026/0001 - September 2017

Name or company name	MR GA MOEZZI
Contract type name	GDS Contract
Purpose of contract	General
Contract start date	01/04/2006
Contract end date	

17/18 Contracted general activity (UDA)	7,468
Carry forward general activity (UDA)	-61
17/18 Contracted orthodontic activity (UOA)	0
Carry forward orthodontic activity (UOA)	0
Baseline contract value	£226,713.88

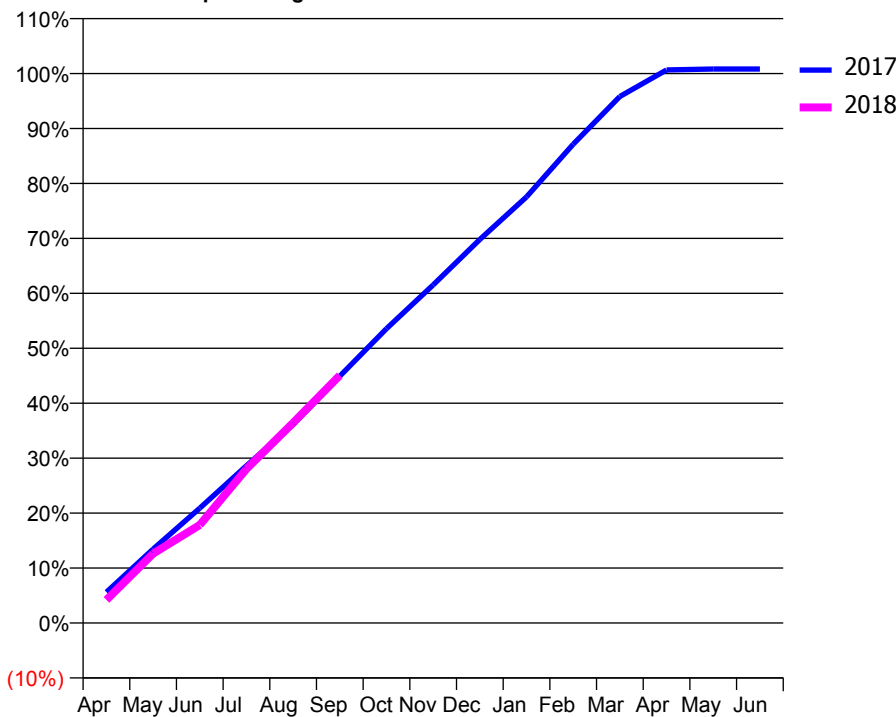
ACCESS*

Patients seen in 24 months	Total	Change since previous quarter
Quarter ending September 2016	2,504	
Quarter ending December 2016	2,521	→
Quarter ending March 2017	2,507	→
Quarter ending June 2017	2,547	→
Quarter ending September 2017	2,544	→
Variance since September 2016	1.6%	→



ACTIVITY

Cumulative percentage of contracted UDA delivered 2017 & 2018



Month	Adjusted Scheduled Activity (UDA)	
	2017	2018
April	420	314
May	1,004	944
June	1,560	1,332
July	2,138	2,095
August	2,698	2,721
September	3,356	3,367
October	4,001	
November	4,595	
December	5,213	
January	5,792	
February	6,507	
March	7,155	
April	7,516	
May	7,529	
June	7,529	

QUALITY

	Quantity	Base Number	Contract	AT	Region	England
% of FP17s for the same patient ID Re-attending within 3 months - Children	21	400	5.3%	9.4%	11.6%	11.9%
% of FP17s for the same patient ID Re-attending within 3 months - Adults	128	1,252	10.2%	12.6%	15.2%	15.9%
% of FP17s for the same patient ID Re-attending between 3 & 9 months - Children	234	400	58.5%	58.5%	59.1%	58.1%
% of FP17s for the same patient ID Re-attending between 3 & 9 months - Adults	614	1,252	49.0%	49.8%	51.7%	50.6%
% of FP17s for Band 1 Urgent Courses	90	1,437	6.3%	7.0%	8.0%	9.1%
% of FP17s Relating to Free Repair or Replacements	3	1,437	0.2%	0.7%	0.8%	0.8%
% of FP17s Relating to Continuations	9	1,437	0.6%	1.1%	1.0%	1.1%
% of Patients satisfied with the dentistry they have received	4	4	N/A	91.7%	91.5%	91.4%
% of Patients satisfied with the time they had to wait for an appointment	4	4	N/A	90.2%	88.2%	87.7%

* This is based on patients treated on this contract for their most recent course of treatment. Figures in italics indicate the base number of FP17s or Patient Questionnaire responses are less than 100. N/A is shown where the base number of responses is less than 10 during the period. % is calculated as Quantity/Base number*100

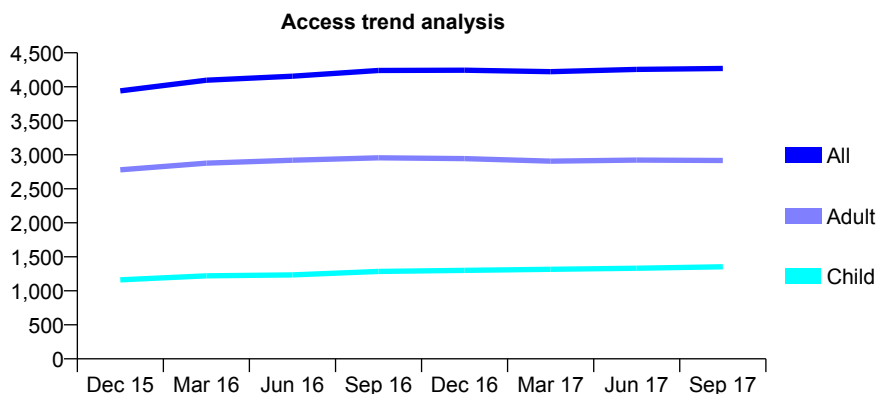
Q53 - Vital Signs At a Glance Contract Report for 852775/0001 - September 2017

Name or company name	MR F JAMALL
Contract type name	GDS Contract
Purpose of contract	General
Contract start date	01/04/2006
Contract end date	

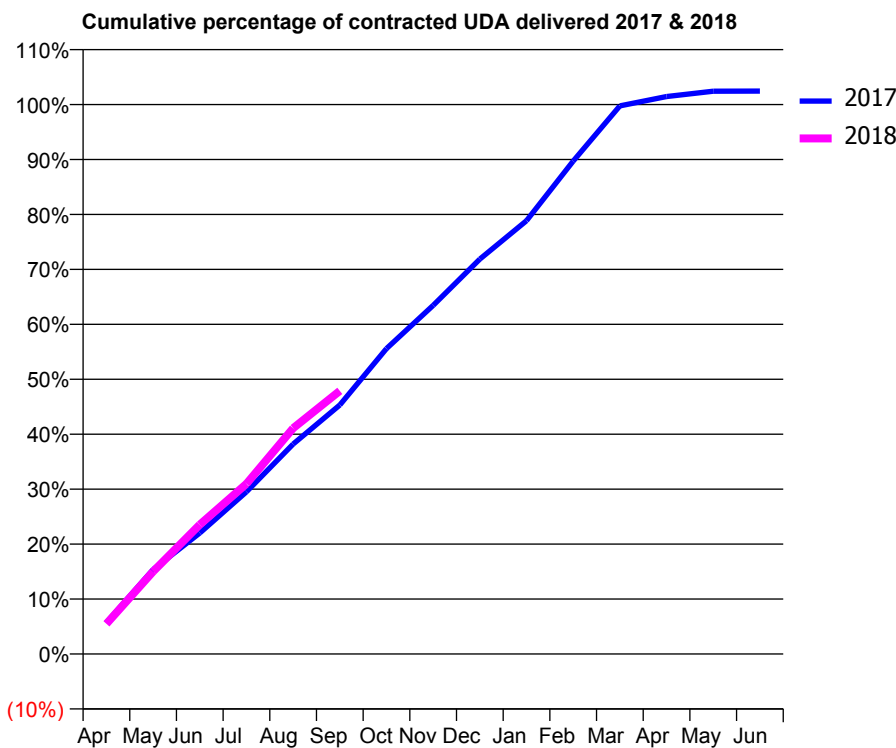
17/18 Contracted general activity (UDA)	10,157
Carry forward general activity (UDA)	-204
17/18 Contracted orthodontic activity (UOA)	0
Carry forward orthodontic activity (UOA)	0
Baseline contract value	£301,951.53

ACCESS*

Patients seen in 24 months	Total	Change since previous quarter
Quarter ending September 2016	4,241	
Quarter ending December 2016	4,244	→
Quarter ending March 2017	4,223	→
Quarter ending June 2017	4,255	→
Quarter ending September 2017	4,270	→
Variance since September 2016	0.7%	→



ACTIVITY



Month	Adjusted Scheduled Activity (UDA)	
	2017	2018
April	580	558
May	1,560	1,523
June	2,237	2,391
July	2,998	3,147
August	3,880	4,174
September	4,603	4,865
October	5,647	
November	6,444	
December	7,301	
January	8,010	
February	9,111	
March	10,132	
April	10,305	
May	10,403	
June	10,405	

QUALITY

	Quantity	Base Number	Contract	AT	Region	England
% of FP17s for the same patient ID Re-attending within 3 months - Children	63	1,022	6.2%	9.4%	11.6%	11.9%
% of FP17s for the same patient ID Re-attending within 3 months - Adults	192	1,717	11.2%	12.6%	15.2%	15.9%
% of FP17s for the same patient ID Re-attending between 3 & 9 months - Children	618	1,022	60.5%	58.5%	59.1%	58.1%
% of FP17s for the same patient ID Re-attending between 3 & 9 months - Adults	923	1,717	53.8%	49.8%	51.7%	50.6%
% of FP17s for Band 1 Urgent Courses	220	2,615	8.4%	7.0%	8.0%	9.1%
% of FP17s Relating to Free Repair or Replacements	8	2,615	0.3%	0.7%	0.8%	0.8%
% of FP17s Relating to Continuations	4	2,615	0.2%	1.1%	1.0%	1.1%
% of Patients satisfied with the dentistry they have received	21	22	95.5%	91.7%	91.5%	91.4%
% of Patients satisfied with the time they had to wait for an appointment	18	22	81.8%	90.2%	88.2%	87.7%

* This is based on patients treated on this contract for their most recent course of treatment. Figures in italics indicate the base number of FP17s or Patient Questionnaire responses are less than 100. N/A is shown where the base number of responses is less than 10 during the period. % is calculated as Quantity/Base number*100

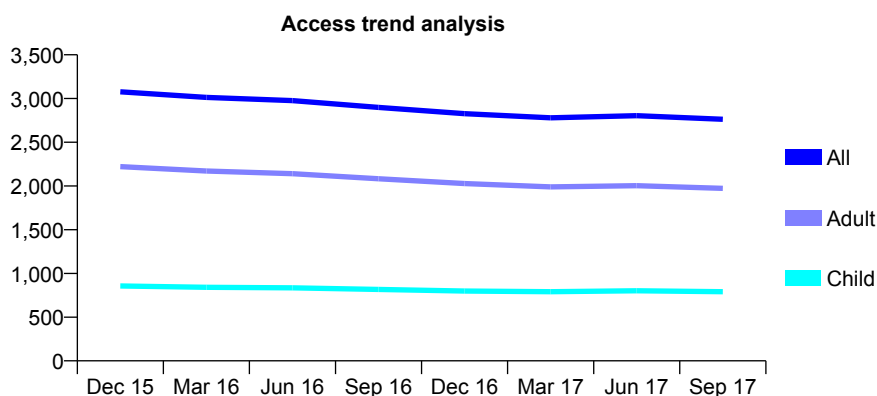
Q53 - Vital Signs At a Glance Contract Report for 852775/0003 - September 2017

Name or company name	MR F JAMALL
Contract type name	GDS Contract
Purpose of contract	General
Contract start date	01/04/2009
Contract end date	

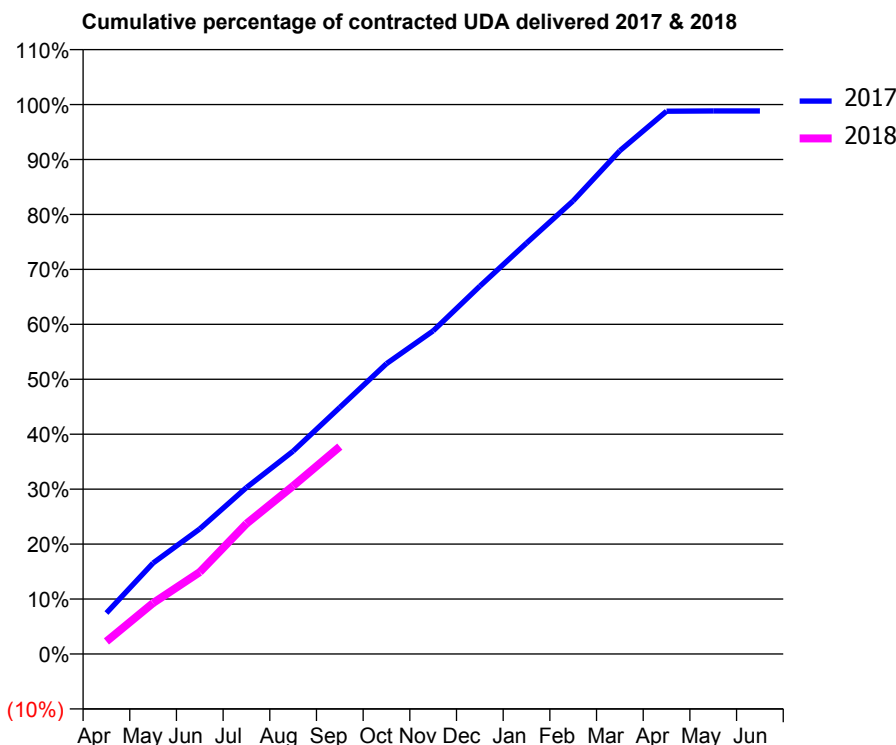
17/18 Contracted general activity (UDA)	8,000
Carry forward general activity (UDA)	94
17/18 Contracted orthodontic activity (UOA)	0
Carry forward orthodontic activity (UOA)	0
Baseline contract value	£217,398.94

ACCESS*

Patients seen in 24 months	Total	Change since previous quarter
Quarter ending September 2016	2,898	
Quarter ending December 2016	2,826	↓
Quarter ending March 2017	2,780	↓
Quarter ending June 2017	2,804	→
Quarter ending September 2017	2,762	↓
Variance since September 2016	(4.7%)	↓



ACTIVITY



Month	Adjusted Scheduled Activity (UDA)	
	2017	2018
April	597	184
May	1,326	743
June	1,822	1,193
July	2,424	1,898
August	2,953	2,447
September	3,590	3,019
October	4,227	
November	4,704	
December	5,355	
January	5,983	
February	6,597	
March	7,328	
April	7,902	
May	7,906	
June	7,906	

QUALITY

	Quantity	Base Number	Contract	AT	Region	England
% of FP17s for the same patient ID Re-attending within 3 months - Children	28	664	4.2%	9.4%	11.6%	11.9%
% of FP17s for the same patient ID Re-attending within 3 months - Adults	129	1,306	9.9%	12.6%	15.2%	15.9%
% of FP17s for the same patient ID Re-attending between 3 & 9 months - Children	496	664	74.7%	58.5%	59.1%	58.1%
% of FP17s for the same patient ID Re-attending between 3 & 9 months - Adults	682	1,306	52.2%	49.8%	51.7%	50.6%
% of FP17s for Band 1 Urgent Courses	88	1,762	5.0%	7.0%	8.0%	9.1%
% of FP17s Relating to Free Repair or Replacements	9	1,762	0.5%	0.7%	0.8%	0.8%
% of FP17s Relating to Continuations	7	1,762	0.4%	1.1%	1.0%	1.1%
% of Patients satisfied with the dentistry they have received	10	10	100.0%	91.7%	91.5%	91.4%
% of Patients satisfied with the time they had to wait for an appointment	9	10	90.0%	90.2%	88.2%	87.7%

* This is based on patients treated on this contract for their most recent course of treatment. Figures in italics indicate the base number of FP17s or Patient Questionnaire responses are less than 100. N/A is shown where the base number of responses is less than 10 during the period. % is calculated as Quantity/Base number*100

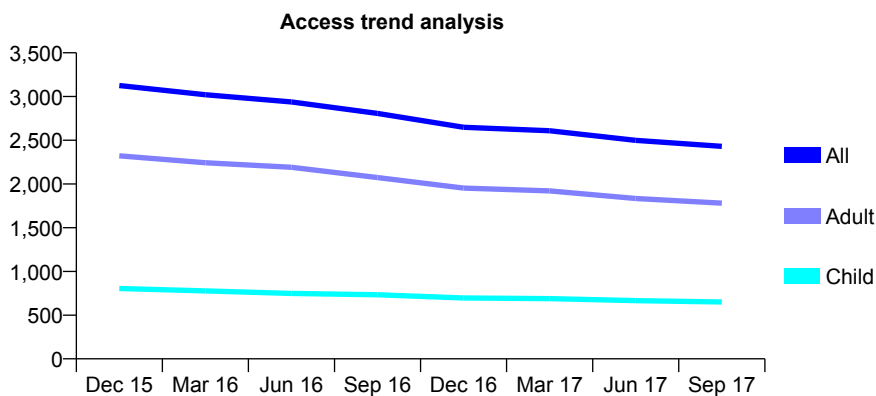
Q53 - Vital Signs At a Glance Contract Report for 852775/0004 - September 2017

Name or company name	MR F JAMALL
Contract type name	GDS Contract
Purpose of contract	General
Contract start date	26/04/2010
Contract end date	

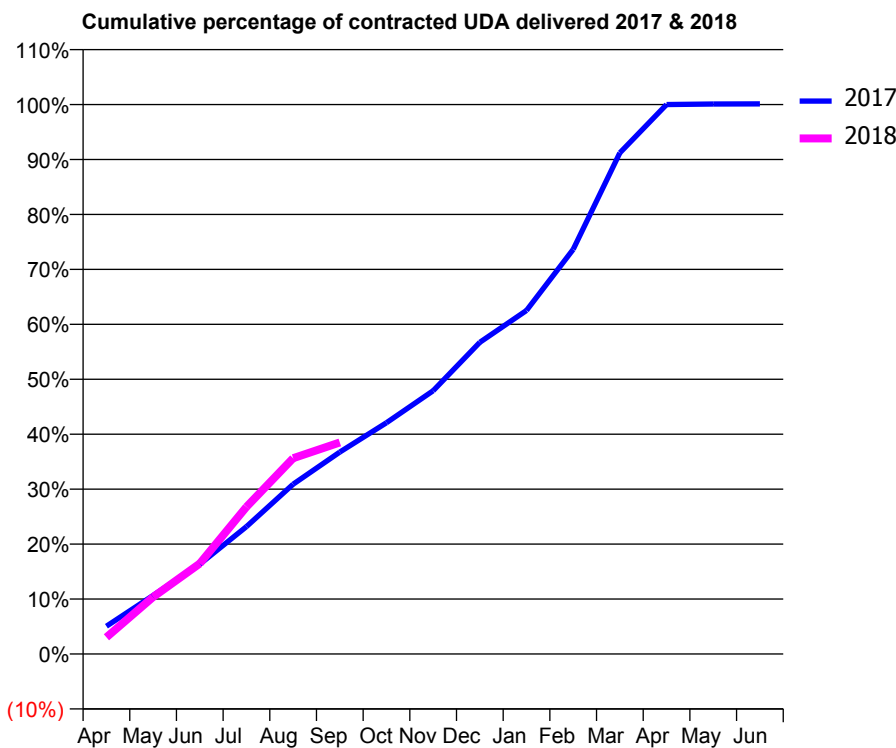
17/18 Contracted general activity (UDA)	8,000
Carry forward general activity (UDA)	-10
17/18 Contracted orthodontic activity (UOA)	0
Carry forward orthodontic activity (UOA)	0
Baseline contract value	£215,008.29

ACCESS*

Patients seen in 24 months	Total	Change since previous quarter
Quarter ending September 2016	2,807	
Quarter ending December 2016	2,649	↓
Quarter ending March 2017	2,609	↓
Quarter ending June 2017	2,499	↓
Quarter ending September 2017	2,430	↓
Variance since September 2016	(13.4%)	↓



ACTIVITY



Month	Adjusted Scheduled Activity (UDA)	
	2017	2018
April	405	244
May	854	829
June	1,307	1,317
July	1,854	2,143
August	2,472	2,850
September	2,940	3,080
October	3,367	
November	3,833	
December	4,539	
January	5,002	
February	5,891	
March	7,297	
April	7,999	
May	8,006	
June	8,009	

QUALITY

	Quantity	Base Number	Contract	AT	Region	England
% of FP17s for the same patient ID Re-attending within 3 months - Children	20	459	4.4%	9.4%	11.6%	11.9%
% of FP17s for the same patient ID Re-attending within 3 months - Adults	99	1,083	9.1%	12.6%	15.2%	15.9%
% of FP17s for the same patient ID Re-attending between 3 & 9 months - Children	285	459	62.1%	58.5%	59.1%	58.1%
% of FP17s for the same patient ID Re-attending between 3 & 9 months - Adults	585	1,083	54.0%	49.8%	51.7%	50.6%
% of FP17s for Band 1 Urgent Courses	123	1,399	8.8%	7.0%	8.0%	9.1%
% of FP17s Relating to Free Repair or Replacements	15	1,399	1.1%	0.7%	0.8%	0.8%
% of FP17s Relating to Continuations	5	1,399	0.4%	1.1%	1.0%	1.1%
% of Patients satisfied with the dentistry they have received	8	10	80.0%	91.7%	91.5%	91.4%
% of Patients satisfied with the time they had to wait for an appointment	6	10	60.0%	90.2%	88.2%	87.7%

* This is based on patients treated on this contract for their most recent course of treatment. Figures in italics indicate the base number of FP17s or Patient Questionnaire responses are less than 100. N/A is shown where the base number of responses is less than 10 during the period. % is calculated as Quantity/Base number*100

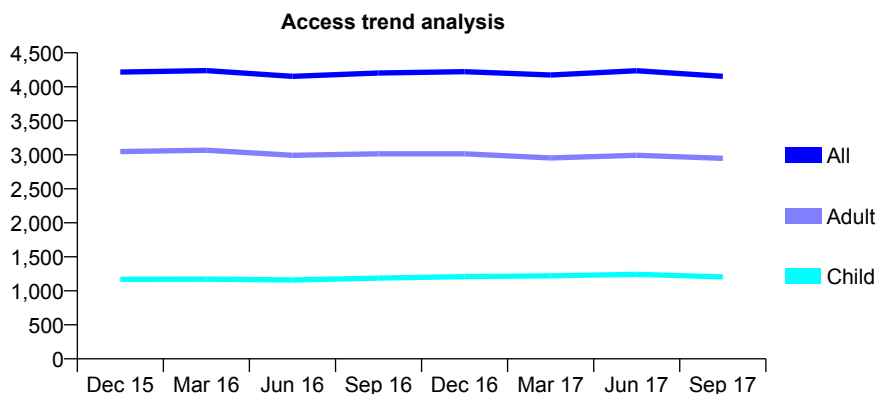
Q53 - Vital Signs At a Glance Contract Report for 857920/0001 - September 2017

Name or company name	MR B JAMAL
Contract type name	GDS Contract
Purpose of contract	General
Contract start date	01/04/2006
Contract end date	

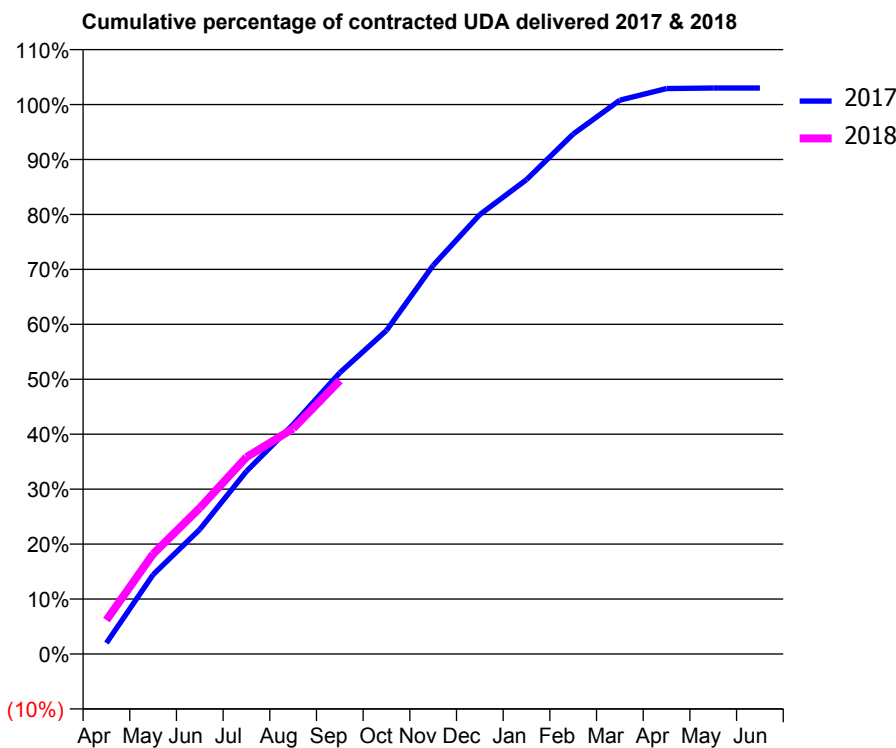
17/18 Contracted general activity (UDA)	11,646
Carry forward general activity (UDA)	-233
17/18 Contracted orthodontic activity (UOA)	0
Carry forward orthodontic activity (UOA)	0
Baseline contract value	£313,102.42

ACCESS*

Patients seen in 24 months	Total	Change since previous quarter
Quarter ending September 2016	4,202	
Quarter ending December 2016	4,222	→
Quarter ending March 2017	4,174	↓
Quarter ending June 2017	4,237	→
Quarter ending September 2017	4,153	↓
Variance since September 2016	(1.2%)	↓



ACTIVITY



Month	Adjusted Scheduled Activity (UDA)	
	2017	2018
April	233	719
May	1,683	2,120
June	2,640	3,096
July	3,874	4,173
August	4,865	4,778
September	5,961	5,794
October	6,857	
November	8,238	
December	9,313	
January	10,053	
February	11,021	
March	11,738	
April	11,983	
May	11,997	
June	11,997	

QUALITY

	Quantity	Base Number	Contract	AT	Region	England
% of FP17s for the same patient ID Re-attending within 3 months - Children	55	771	7.1%	9.4%	11.6%	11.9%
% of FP17s for the same patient ID Re-attending within 3 months - Adults	191	1,639	11.7%	12.6%	15.2%	15.9%
% of FP17s for the same patient ID Re-attending between 3 & 9 months - Children	388	771	50.3%	58.5%	59.1%	58.1%
% of FP17s for the same patient ID Re-attending between 3 & 9 months - Adults	641	1,639	39.1%	49.8%	51.7%	50.6%
% of FP17s for Band 1 Urgent Courses	213	2,255	9.4%	7.0%	8.0%	9.1%
% of FP17s Relating to Free Repair or Replacements	16	2,255	0.7%	0.7%	0.8%	0.8%
% of FP17s Relating to Continuations	8	2,255	0.4%	1.1%	1.0%	1.1%
% of Patients satisfied with the dentistry they have received	34	35	97.1%	91.7%	91.5%	91.4%
% of Patients satisfied with the time they had to wait for an appointment	31	35	88.6%	90.2%	88.2%	87.7%

* This is based on patients treated on this contract for their most recent course of treatment. Figures in italics indicate the base number of FP17s or Patient Questionnaire responses are less than 100. N/A is shown where the base number of responses is less than 10 during the period. % is calculated as Quantity/Base number*100

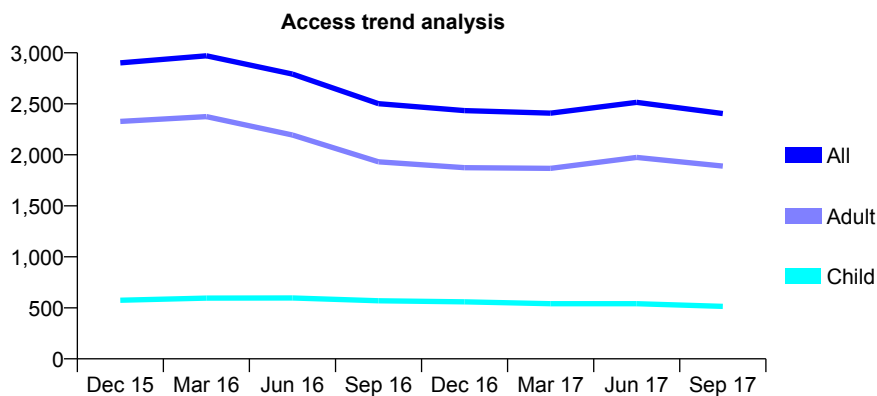
Q53 - Vital Signs At a Glance Contract Report for 898864/0001 - September 2017

Name or company name	MRS JA SMITH
Contract type name	GDS Contract
Purpose of contract	General
Contract start date	01/04/2006
Contract end date	

17/18 Contracted general activity (UDA)	9,472
Carry forward general activity (UDA)	0
17/18 Contracted orthodontic activity (UOA)	0
Carry forward orthodontic activity (UOA)	0
Baseline contract value	£237,500.81

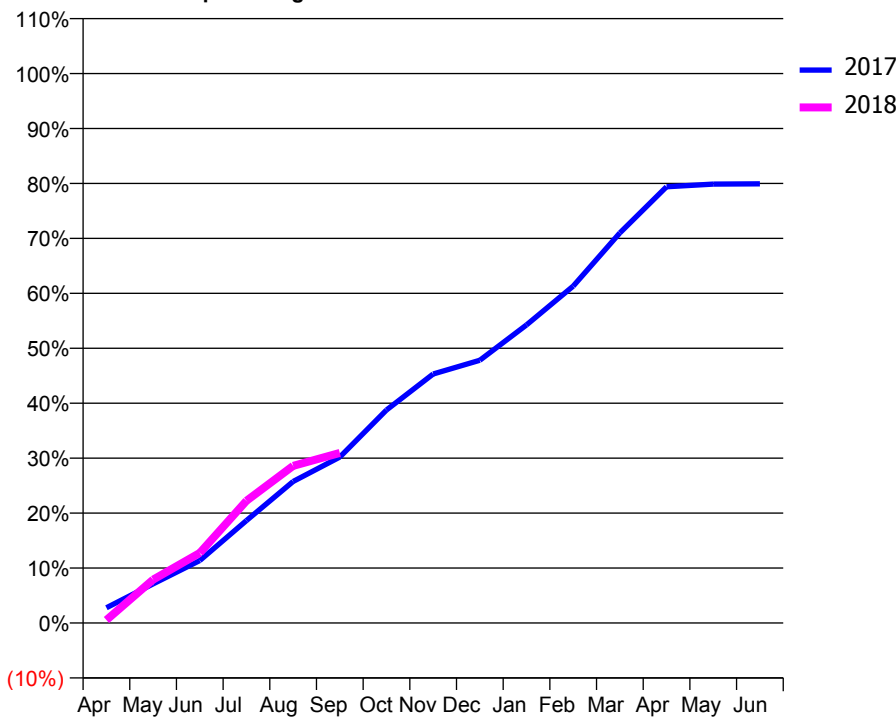
ACCESS*

Patients seen in 24 months	Total	Change since previous quarter
Quarter ending September 2016	2,501	
Quarter ending December 2016	2,433	↓
Quarter ending March 2017	2,408	↓
Quarter ending June 2017	2,514	↑
Quarter ending September 2017	2,405	↓
Variance since September 2016	(3.8%)	↓



ACTIVITY

Cumulative percentage of contracted UDA delivered 2017 & 2018



Month	Adjusted Scheduled Activity (UDA)	
	2017	2018
April	263	51
May	675	747
June	1,077	1,207
July	1,766	2,106
August	2,439	2,709
September	2,860	2,931
October	3,672	
November	4,292	
December	4,529	
January	5,138	
February	5,807	
March	6,724	
April	7,520	
May	7,565	
June	7,570	

QUALITY

	Quantity	Base Number	Contract	AT	Region	England
% of FP17s for the same patient ID Re-attending within 3 months - Children	51	405	12.6%	9.4%	11.6%	11.9%
% of FP17s for the same patient ID Re-attending within 3 months - Adults	333	1,276	26.1%	12.6%	15.2%	15.9%
% of FP17s for the same patient ID Re-attending between 3 & 9 months - Children	233	405	57.5%	58.5%	59.1%	58.1%
% of FP17s for the same patient ID Re-attending between 3 & 9 months - Adults	444	1,276	34.8%	49.8%	51.7%	50.6%
% of FP17s for Band 1 Urgent Courses	220	1,319	16.7%	7.0%	8.0%	9.1%
% of FP17s Relating to Free Repair or Replacements	17	1,319	1.3%	0.7%	0.8%	0.8%
% of FP17s Relating to Continuations	21	1,319	1.6%	1.1%	1.0%	1.1%
% of Patients satisfied with the dentistry they have received	9	10	90.0%	91.7%	91.5%	91.4%
% of Patients satisfied with the time they had to wait for an appointment	10	10	100.0%	90.2%	88.2%	87.7%

* This is based on patients treated on this contract for their most recent course of treatment. Figures in italics indicate the base number of FP17s or Patient Questionnaire responses are less than 100. N/A is shown where the base number of responses is less than 10 during the period. % is calculated as Quantity/Base number*100

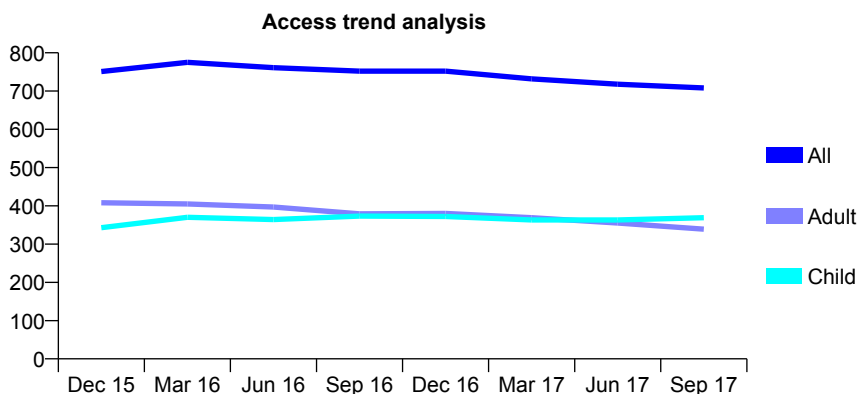
Q53 - Vital Signs At a Glance Contract Report for 905461/0001 - September 2017

Name or company name	MR RH JOSHI
Contract type name	GDS Contract
Purpose of contract	General
Contract start date	01/04/2006
Contract end date	

17/18 Contracted general activity (UDA)	3,245
Carry forward general activity (UDA)	-65
17/18 Contracted orthodontic activity (UOA)	0
Carry forward orthodontic activity (UOA)	0
Baseline contract value	£92,405.61

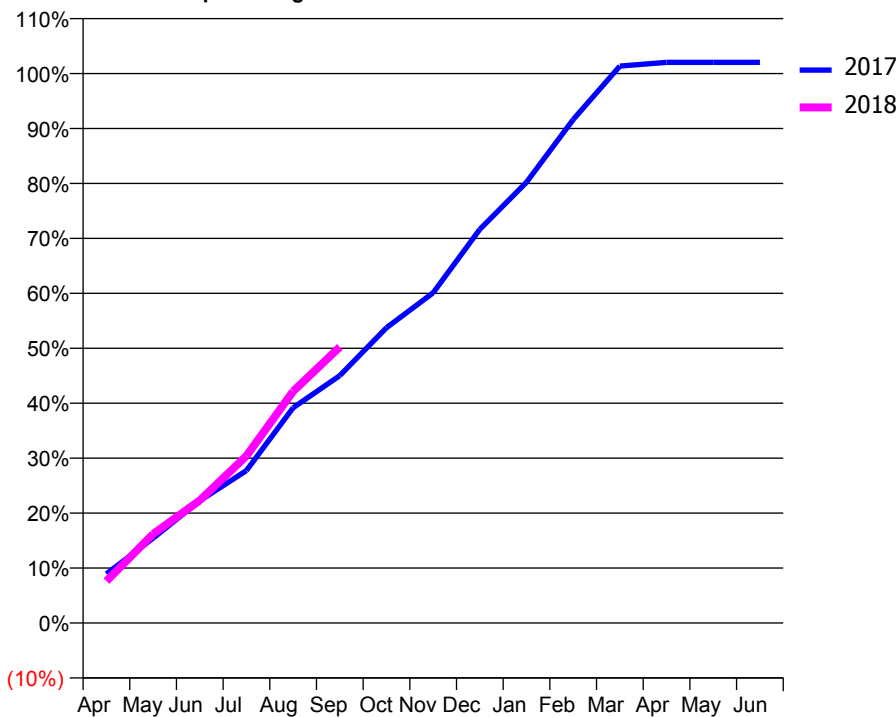
ACCESS*

Patients seen in 24 months	Total	Change since previous quarter
Quarter ending September 2016	752	
Quarter ending December 2016	752	→
Quarter ending March 2017	732	↓
Quarter ending June 2017	718	↓
Quarter ending September 2017	708	↓
Variance since September 2016	(5.9%)	↓



ACTIVITY

Cumulative percentage of contracted UDA delivered 2017 & 2018



Month	Adjusted Scheduled Activity (UDA)	
	2017	2018
April	290	247
May	501	526
June	722	724
July	900	987
August	1,271	1,369
September	1,461	1,630
October	1,744	
November	1,950	
December	2,325	
January	2,603	
February	2,973	
March	3,289	
April	3,311	
May	3,311	
June	3,311	

QUALITY

	Quantity	Base Number	Contract	AT	Region	England
% of FP17s for the same patient ID Re-attending within 3 months - Children	22	354	6.2%	9.4%	11.6%	11.9%
% of FP17s for the same patient ID Re-attending within 3 months - Adults	48	289	16.6%	12.6%	15.2%	15.9%
% of FP17s for the same patient ID Re-attending between 3 & 9 months - Children	238	354	67.2%	58.5%	59.1%	58.1%
% of FP17s for the same patient ID Re-attending between 3 & 9 months - Adults	161	289	55.7%	49.8%	51.7%	50.6%
% of FP17s for Band 1 Urgent Courses	67	638	10.5%	7.0%	8.0%	9.1%
% of FP17s Relating to Free Repair or Replacements	5	638	0.8%	0.7%	0.8%	0.8%
% of FP17s Relating to Continuations	0	638	0.0%	1.1%	1.0%	1.1%
% of Patients satisfied with the dentistry they have received	0	1	N/A	91.7%	91.5%	91.4%
% of Patients satisfied with the time they had to wait for an appointment	0	1	N/A	90.2%	88.2%	87.7%

* This is based on patients treated on this contract for their most recent course of treatment. Figures in italics indicate the base number of FP17s or Patient Questionnaire responses are less than 100. N/A is shown where the base number of responses is less than 10 during the period. % is calculated as Quantity/Base number*100

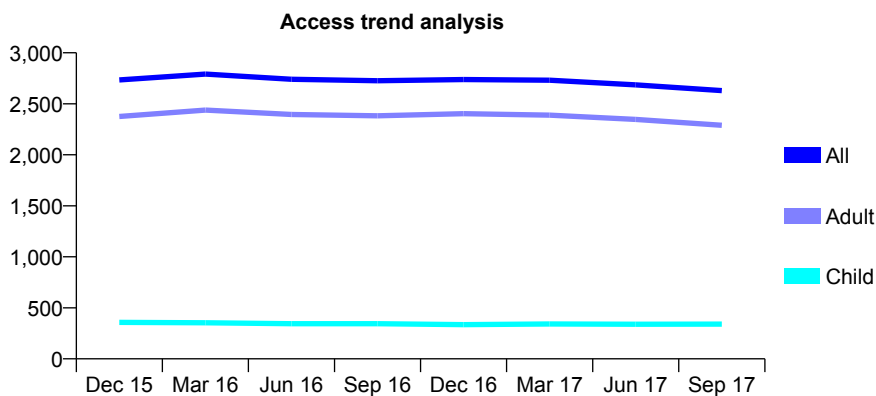
Q53 - Vital Signs At a Glance Contract Report for 906972/0001 - September 2017

Name or company name	MR RS BATE
Contract type name	GDS Contract
Purpose of contract	General
Contract start date	01/04/2006
Contract end date	

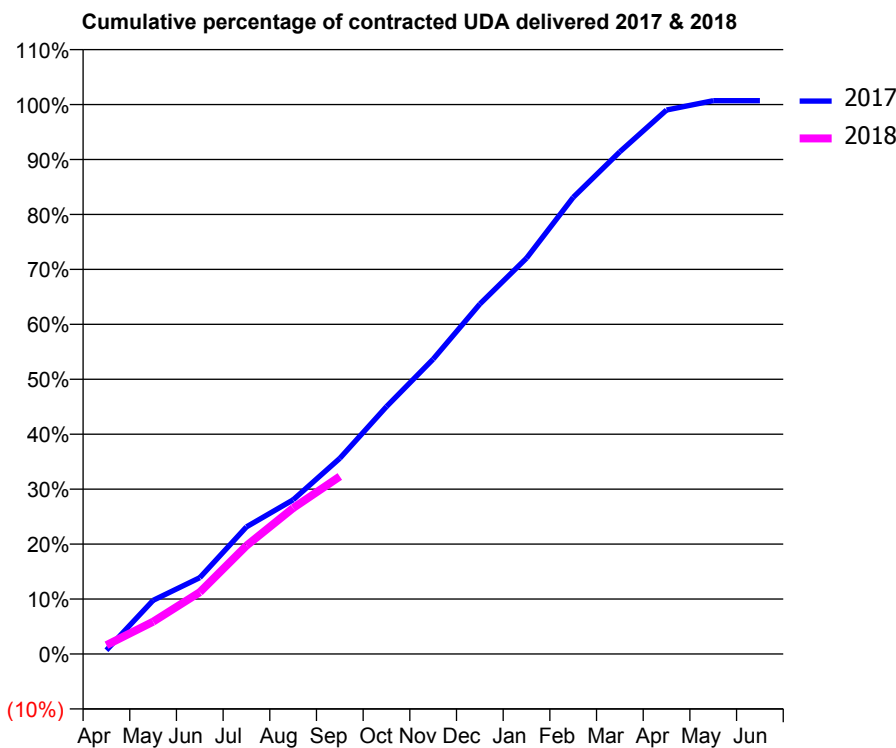
17/18 Contracted general activity (UDA)	7,216
Carry forward general activity (UDA)	-51
17/18 Contracted orthodontic activity (UOA)	0
Carry forward orthodontic activity (UOA)	0
Baseline contract value	£215,113.46

ACCESS*

Patients seen in 24 months	Total	Change since previous quarter
Quarter ending September 2016	2,726	
Quarter ending December 2016	2,738	→
Quarter ending March 2017	2,731	→
Quarter ending June 2017	2,686	↓
Quarter ending September 2017	2,629	↓
Variance since September 2016	(3.6%)	↓



ACTIVITY



Month	Adjusted Scheduled Activity (UDA)	
	2017	2018
April	50	117
May	705	424
June	1,003	811
July	1,670	1,424
August	2,025	1,917
September	2,570	2,331
October	3,250	
November	3,873	
December	4,596	
January	5,198	
February	5,996	
March	6,595	
April	7,144	
May	7,267	
June	7,267	

QUALITY

	Quantity	Base Number	Contract	AT	Region	England
% of FP17s for the same patient ID Re-attending within 3 months - Children	11	202	5.4%	9.4%	11.6%	11.9%
% of FP17s for the same patient ID Re-attending within 3 months - Adults	184	1,334	13.8%	12.6%	15.2%	15.9%
% of FP17s for the same patient ID Re-attending between 3 & 9 months - Children	79	202	39.1%	58.5%	59.1%	58.1%
% of FP17s for the same patient ID Re-attending between 3 & 9 months - Adults	607	1,334	45.5%	49.8%	51.7%	50.6%
% of FP17s for Band 1 Urgent Courses	94	1,281	7.3%	7.0%	8.0%	9.1%
% of FP17s Relating to Free Repair or Replacements	22	1,281	1.7%	0.7%	0.8%	0.8%
% of FP17s Relating to Continuations	16	1,281	1.2%	1.1%	1.0%	1.1%
% of Patients satisfied with the dentistry they have received	13	15	86.7%	91.7%	91.5%	91.4%
% of Patients satisfied with the time they had to wait for an appointment	12	15	80.0%	90.2%	88.2%	87.7%

* This is based on patients treated on this contract for their most recent course of treatment. Figures in italics indicate the base number of FP17s or Patient Questionnaire responses are less than 100. N/A is shown where the base number of responses is less than 10 during the period. % is calculated as Quantity/Base number*100

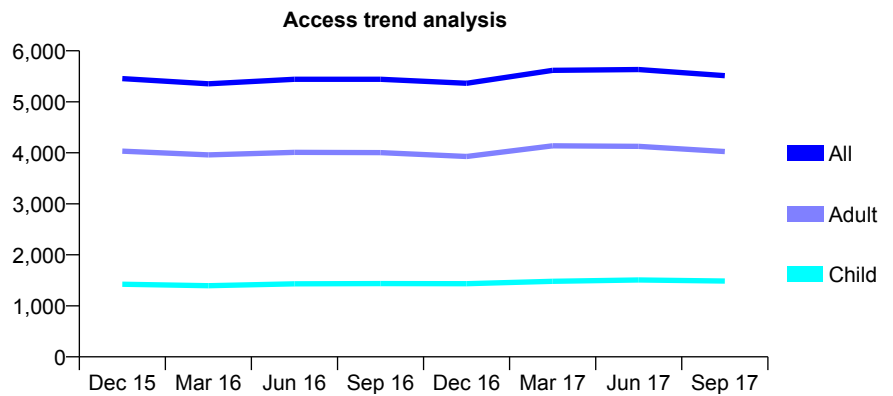
Q53 - Vital Signs At a Glance Contract Report for 910449/0001 - September 2017

Name or company name	MR JA CLARK
Contract type name	GDS Contract
Purpose of contract	General
Contract start date	01/04/2006
Contract end date	

17/18 Contracted general activity (UDA)	12,206
Carry forward general activity (UDA)	-245
17/18 Contracted orthodontic activity (UOA)	0
Carry forward orthodontic activity (UOA)	0
Baseline contract value	£336,032.54

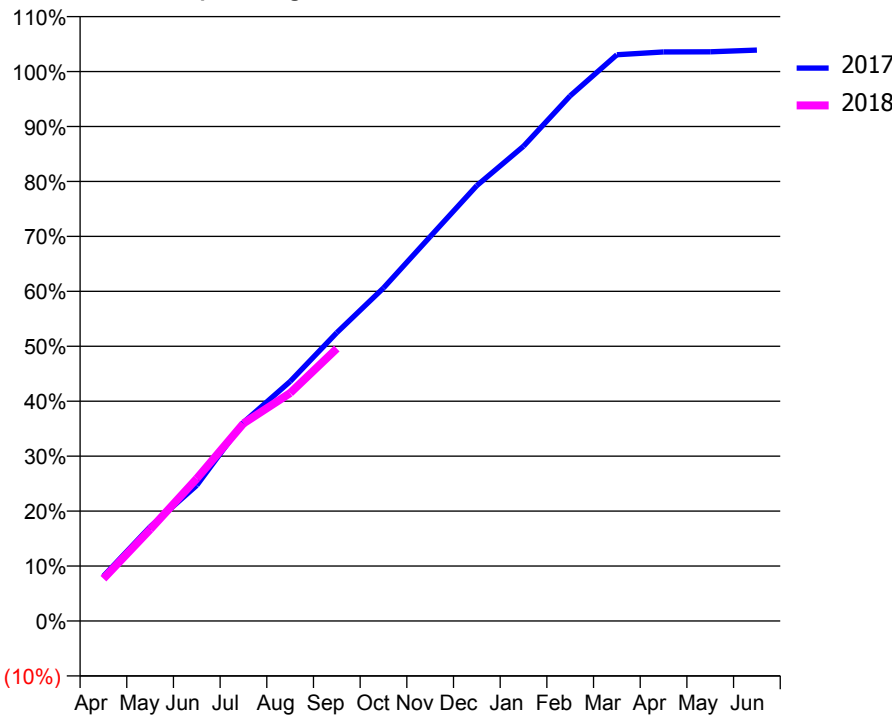
ACCESS*

Patients seen in 24 months	Total	Change since previous quarter
Quarter ending September 2016	5,441	
Quarter ending December 2016	5,364	↓
Quarter ending March 2017	5,618	↑
Quarter ending June 2017	5,632	→
Quarter ending September 2017	5,512	↓
Variance since September 2016	1.3%	→



ACTIVITY

Cumulative percentage of contracted UDA delivered 2017 & 2018



Month	Adjusted Scheduled Activity (UDA)	
	2017	2018
April	998	940
May	2,094	2,033
June	3,015	3,166
July	4,412	4,390
August	5,320	5,063
September	6,404	6,052
October	7,398	
November	8,537	
December	9,674	
January	10,545	
February	11,667	
March	12,577	
April	12,641	
May	12,643	
June	12,683	

QUALITY

	Quantity	Base Number	Contract	AT	Region	England
% of FP17s for the same patient ID Re-attending within 3 months - Children	66	1,080	6.1%	9.4%	11.6%	11.9%
% of FP17s for the same patient ID Re-attending within 3 months - Adults	329	2,632	12.5%	12.6%	15.2%	15.9%
% of FP17s for the same patient ID Re-attending between 3 & 9 months - Children	658	1,080	60.9%	58.5%	59.1%	58.1%
% of FP17s for the same patient ID Re-attending between 3 & 9 months - Adults	1,580	2,632	60.0%	49.8%	51.7%	50.6%
% of FP17s for Band 1 Urgent Courses	233	3,641	6.4%	7.0%	8.0%	9.1%
% of FP17s Relating to Free Repair or Replacements	36	3,641	1.0%	0.7%	0.8%	0.8%
% of FP17s Relating to Continuations	32	3,641	0.9%	1.1%	1.0%	1.1%
% of Patients satisfied with the dentistry they have received	11	13	84.6%	91.7%	91.5%	91.4%
% of Patients satisfied with the time they had to wait for an appointment	13	13	100.0%	90.2%	88.2%	87.7%

* This is based on patients treated on this contract for their most recent course of treatment. Figures in italics indicate the base number of FP17s or Patient Questionnaire responses are less than 100. N/A is shown where the base number of responses is less than 10 during the period. % is calculated as Quantity/Base number*100

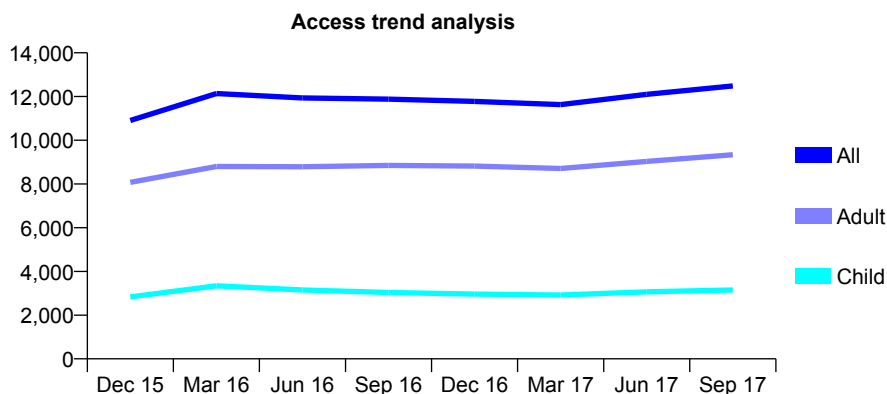
Q53 - Vital Signs At a Glance Contract Report for 910899/0001 - September 2017

Name or company name	MR NJ GIBB
Contract type name	GDS Contract
Purpose of contract	General
Contract start date	01/04/2006
Contract end date	

17/18 Contracted general activity (UDA)	30,266
Carry forward general activity (UDA)	-604
17/18 Contracted orthodontic activity (UOA)	0
Carry forward orthodontic activity (UOA)	0
Baseline contract value	£902,238.22

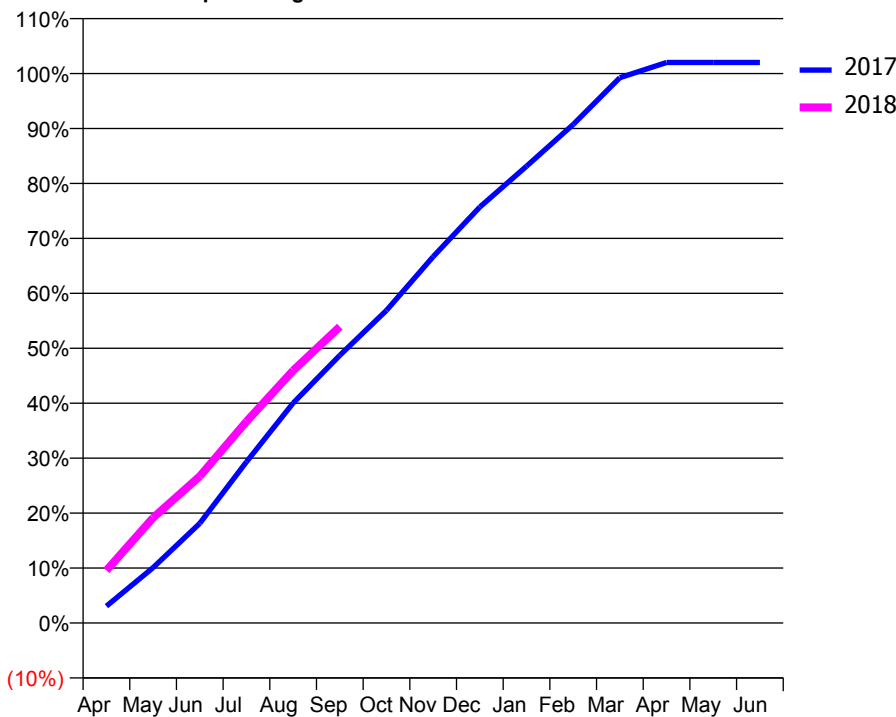
ACCESS*

Patients seen in 24 months	Total	Change since previous quarter
Quarter ending September 2016	11,882	
Quarter ending December 2016	11,778	→
Quarter ending March 2017	11,632	↓
Quarter ending June 2017	12,097	↑
Quarter ending September 2017	12,487	↑
Variance since September 2016	5.1%	↑



ACTIVITY

Cumulative percentage of contracted UDA delivered 2017 & 2018



Adjusted Scheduled Activity (UDA)

Month	2017	2018
April	926	2,895
May	3,048	5,796
June	5,488	8,081
July	8,877	11,099
August	12,112	13,903
September	14,741	16,327
October	17,217	
November	20,182	
December	22,909	
January	25,156	
February	27,457	
March	30,035	
April	30,870	
May	30,870	
June	30,870	

QUALITY

	Quantity	Base Number	Contract	AT	Region	England
% of FP17s for the same patient ID Re-attending within 3 months - Children	150	2,600	5.8%	9.4%	11.6%	11.9%
% of FP17s for the same patient ID Re-attending within 3 months - Adults	704	6,291	11.2%	12.6%	15.2%	15.9%
% of FP17s for the same patient ID Re-attending between 3 & 9 months - Children	1,567	2,600	60.3%	58.5%	59.1%	58.1%
% of FP17s for the same patient ID Re-attending between 3 & 9 months - Adults	3,054	6,291	48.5%	49.8%	51.7%	50.6%
% of FP17s for Band 1 Urgent Courses	640	8,431	7.6%	7.0%	8.0%	9.1%
% of FP17s Relating to Free Repair or Replacements	86	8,431	1.0%	0.7%	0.8%	0.8%
% of FP17s Relating to Continuations	115	8,431	1.4%	1.1%	1.0%	1.1%
% of Patients satisfied with the dentistry they have received	17	18	94.4%	91.7%	91.5%	91.4%
% of Patients satisfied with the time they had to wait for an appointment	17	18	94.4%	90.2%	88.2%	87.7%

* This is based on patients treated on this contract for their most recent course of treatment. Figures in italics indicate the base number of FP17s or Patient Questionnaire responses are less than 100. N/A is shown where the base number of responses is less than 10 during the period. % is calculated as Quantity/Base number*100

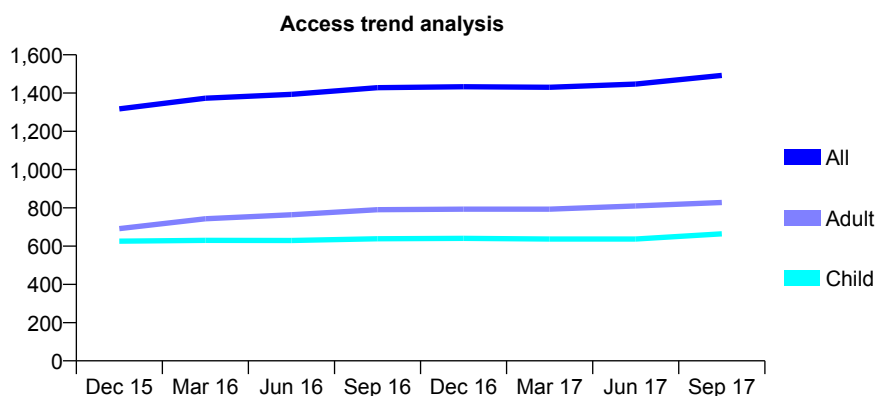
Q53 - Vital Signs At a Glance Contract Report for 911488/0001 - September 2017

Name or company name	MR AD LEE
Contract type name	GDS Contract
Purpose of contract	General
Contract start date	01/04/2006
Contract end date	

17/18 Contracted general activity (UDA)	6,333
Carry forward general activity (UDA)	90
17/18 Contracted orthodontic activity (UOA)	0
Carry forward orthodontic activity (UOA)	0
Baseline contract value	£191,353.34

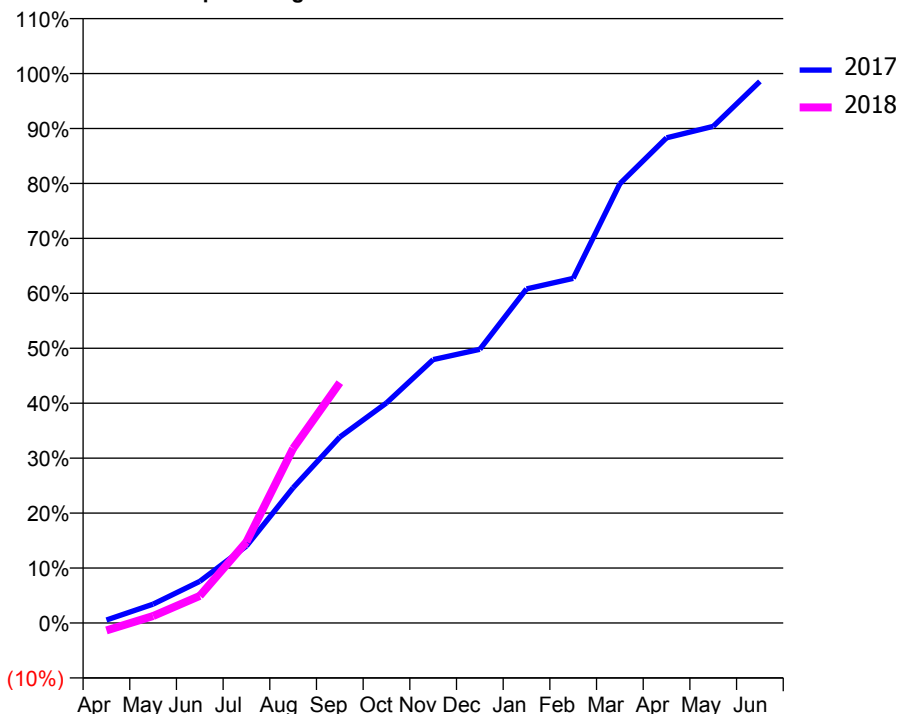
ACCESS*

Patients seen in 24 months	Total	Change since previous quarter
Quarter ending September 2016	1,428	
Quarter ending December 2016	1,433	→
Quarter ending March 2017	1,430	→
Quarter ending June 2017	1,447	→
Quarter ending September 2017	1,492	↑
Variance since September 2016	4.5%	↑



ACTIVITY

Cumulative percentage of contracted UDA delivered 2017 & 2018



Month	Adjusted Scheduled Activity (UDA)	
	2017	2018
April	35	-87
May	218	81
June	481	313
July	887	935
August	1,559	2,012
September	2,143	2,770
October	2,537	
November	3,036	
December	3,154	
January	3,850	
February	3,972	
March	5,063	
April	5,592	
May	5,723	
June	6,242	

QUALITY

	Quantity	Base Number	Contract	AT	Region	England
% of FP17s for the same patient ID Re-attending within 3 months - Children	168	758	22.2%	9.4%	11.6%	11.9%
% of FP17s for the same patient ID Re-attending within 3 months - Adults	181	629	28.8%	12.6%	15.2%	15.9%
% of FP17s for the same patient ID Re-attending between 3 & 9 months - Children	398	758	52.5%	58.5%	59.1%	58.1%
% of FP17s for the same patient ID Re-attending between 3 & 9 months - Adults	249	629	39.6%	49.8%	51.7%	50.6%
% of FP17s for Band 1 Urgent Courses	59	1,134	5.2%	7.0%	8.0%	9.1%
% of FP17s Relating to Free Repair or Replacements	3	1,134	0.3%	0.7%	0.8%	0.8%
% of FP17s Relating to Continuations	65	1,134	5.7%	1.1%	1.0%	1.1%
% of Patients satisfied with the dentistry they have received	9	10	90.0%	91.7%	91.5%	91.4%
% of Patients satisfied with the time they had to wait for an appointment	9	10	90.0%	90.2%	88.2%	87.7%

* This is based on patients treated on this contract for their most recent course of treatment. Figures in italics indicate the base number of FP17s or Patient Questionnaire responses are less than 100. N/A is shown where the base number of responses is less than 10 during the period. % is calculated as Quantity/Base number*100

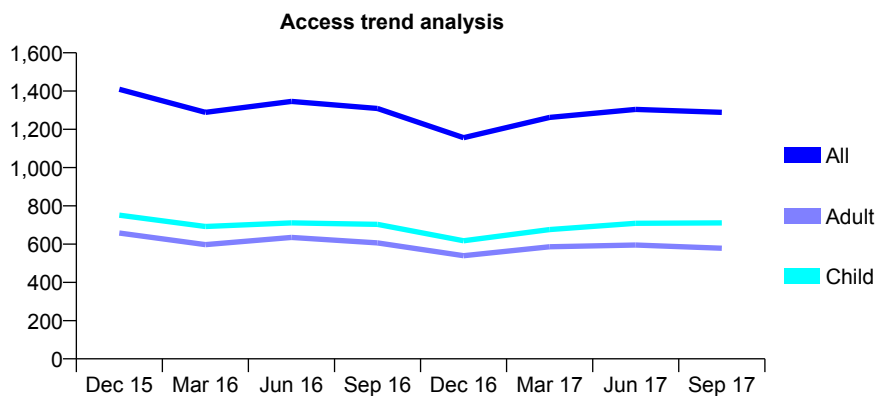
Q53 - Vital Signs At a Glance Contract Report for 913286/0001 - September 2017

Name or company name	Alcester Dental Practice
Contract type name	GDS Contract
Purpose of contract	General
Contract start date	01/04/2006
Contract end date	

17/18 Contracted general activity (UDA)	3,036
Carry forward general activity (UDA)	0
17/18 Contracted orthodontic activity (UOA)	0
Carry forward orthodontic activity (UOA)	0
Baseline contract value	£75,969.32

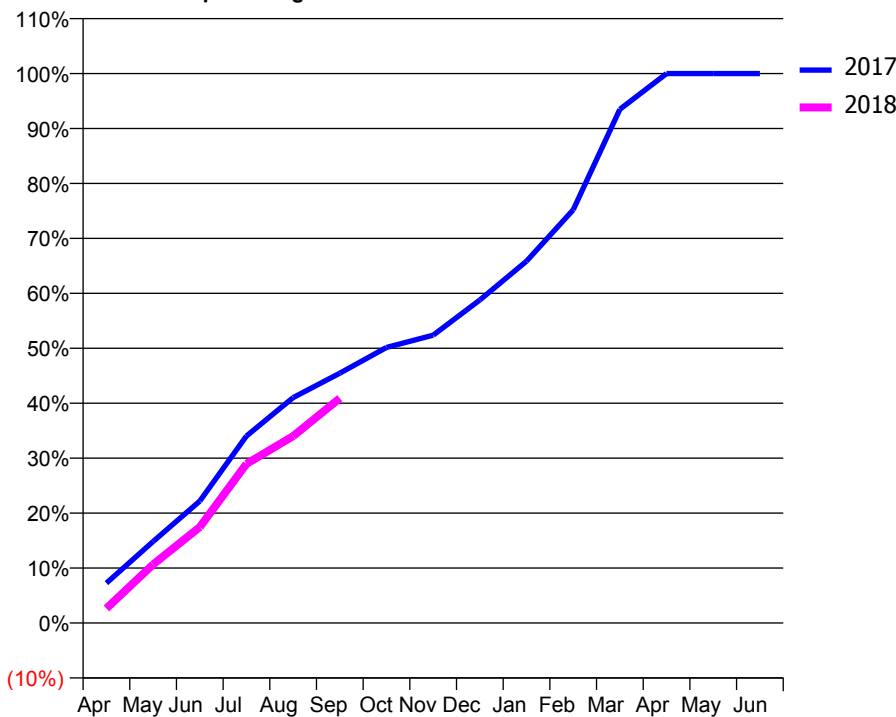
ACCESS*

Patients seen in 24 months	Total	Change since previous quarter
Quarter ending September 2016	1,309	
Quarter ending December 2016	1,156	↓
Quarter ending March 2017	1,262	↑
Quarter ending June 2017	1,304	↑
Quarter ending September 2017	1,289	↓
Variance since September 2016	(1.5%)	↓



ACTIVITY

Cumulative percentage of contracted UDA delivered 2017 & 2018



Month	Adjusted Scheduled Activity (UDA)	
	2017	2018
April	221	80
May	450	324
June	674	530
July	1,033	880
August	1,245	1,032
September	1,381	1,242
October	1,523	
November	1,591	
December	1,785	
January	1,999	
February	2,283	
March	2,838	
April	3,036	
May	3,036	
June	3,036	

QUALITY

	Quantity	Base Number	Contract	AT	Region	England
% of FP17s for the same patient ID Re-attending within 3 months - Children	19	370	5.1%	9.4%	11.6%	11.9%
% of FP17s for the same patient ID Re-attending within 3 months - Adults	39	269	14.5%	12.6%	15.2%	15.9%
% of FP17s for the same patient ID Re-attending between 3 & 9 months - Children	140	370	37.8%	58.5%	59.1%	58.1%
% of FP17s for the same patient ID Re-attending between 3 & 9 months - Adults	83	269	30.9%	49.8%	51.7%	50.6%
% of FP17s for Band 1 Urgent Courses	29	541	5.4%	7.0%	8.0%	9.1%
% of FP17s Relating to Free Repair or Replacements	1	541	0.2%	0.7%	0.8%	0.8%
% of FP17s Relating to Continuations	0	541	0.0%	1.1%	1.0%	1.1%
% of Patients satisfied with the dentistry they have received	2	3	N/A	91.7%	91.5%	91.4%
% of Patients satisfied with the time they had to wait for an appointment	3	3	N/A	90.2%	88.2%	87.7%

* This is based on patients treated on this contract for their most recent course of treatment. Figures in italics indicate the base number of FP17s or Patient Questionnaire responses are less than 100. N/A is shown where the base number of responses is less than 10 during the period. % is calculated as Quantity/Base number*100

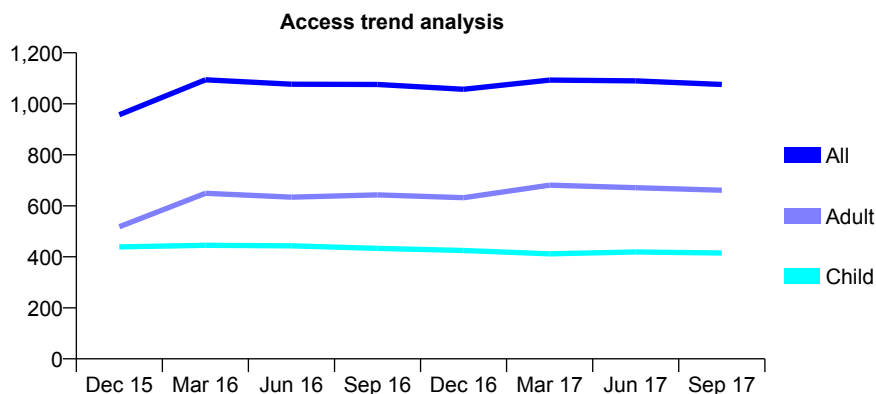
Q53 - Vital Signs At a Glance Contract Report for 917931/0001 - September 2017

Name or company name	MR M MEHRA
Contract type name	GDS Contract
Purpose of contract	General
Contract start date	01/04/2006
Contract end date	

17/18 Contracted general activity (UDA)	2,267
Carry forward general activity (UDA)	-27
17/18 Contracted orthodontic activity (UOA)	0
Carry forward orthodontic activity (UOA)	0
Baseline contract value	£60,878.24

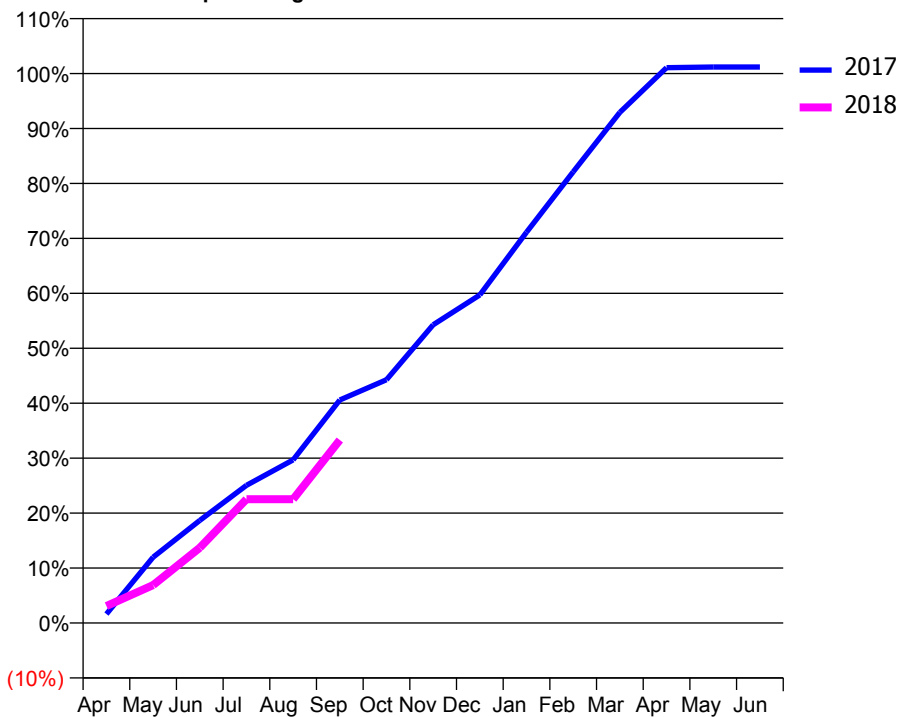
ACCESS*

Patients seen in 24 months	Total	Change since previous quarter
Quarter ending September 2016	1,076	
Quarter ending December 2016	1,057	↓
Quarter ending March 2017	1,093	↑
Quarter ending June 2017	1,090	→
Quarter ending September 2017	1,076	↓
Variance since September 2016	0.0%	→



ACTIVITY

Cumulative percentage of contracted UDA delivered 2017 & 2018



Month	Adjusted Scheduled Activity (UDA)	
	2017	2018
April	37	70
May	271	156
June	423	311
July	568	511
August	673	511
September	920	755
October	1,004	
November	1,230	
December	1,354	
January	1,612	
February	1,861	
March	2,107	
April	2,291	
May	2,294	
June	2,294	

QUALITY

	Quantity	Base Number	Contract	AT	Region	England
% of FP17s for the same patient ID Re-attending within 3 months - Children	7	317	2.2%	9.4%	11.6%	11.9%
% of FP17s for the same patient ID Re-attending within 3 months - Adults	19	240	7.9%	12.6%	15.2%	15.9%
% of FP17s for the same patient ID Re-attending between 3 & 9 months - Children	219	317	69.1%	58.5%	59.1%	58.1%
% of FP17s for the same patient ID Re-attending between 3 & 9 months - Adults	134	240	55.8%	49.8%	51.7%	50.6%
% of FP17s for Band 1 Urgent Courses	11	460	2.4%	7.0%	8.0%	9.1%
% of FP17s Relating to Free Repair or Replacements	0	460	0.0%	0.7%	0.8%	0.8%
% of FP17s Relating to Continuations	0	460	0.0%	1.1%	1.0%	1.1%
% of Patients satisfied with the dentistry they have received	1	2	N/A	91.7%	91.5%	91.4%
% of Patients satisfied with the time they had to wait for an appointment	1	2	N/A	90.2%	88.2%	87.7%

* This is based on patients treated on this contract for their most recent course of treatment. Figures in italics indicate the base number of FP17s or Patient Questionnaire responses are less than 100. N/A is shown where the base number of responses is less than 10 during the period. % is calculated as Quantity/Base number*100

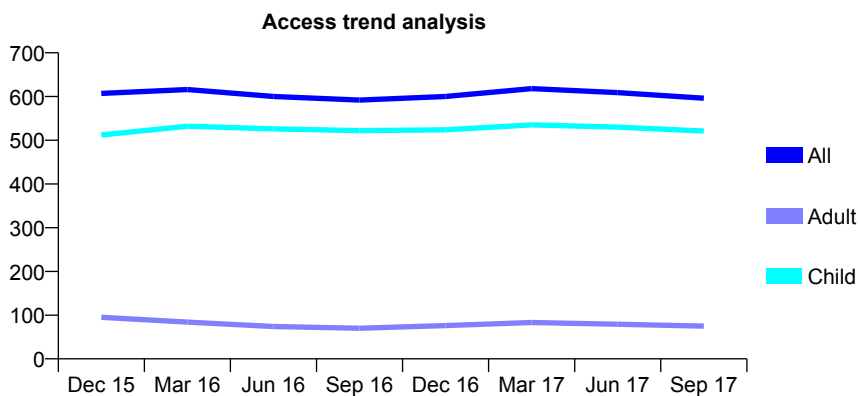
Q53 - Vital Signs At a Glance Contract Report for 920991/0001 - September 2017

Name or company name	MR RA COLEBOURNE
Contract type name	GDS Contract
Purpose of contract	General
Contract start date	01/04/2006
Contract end date	

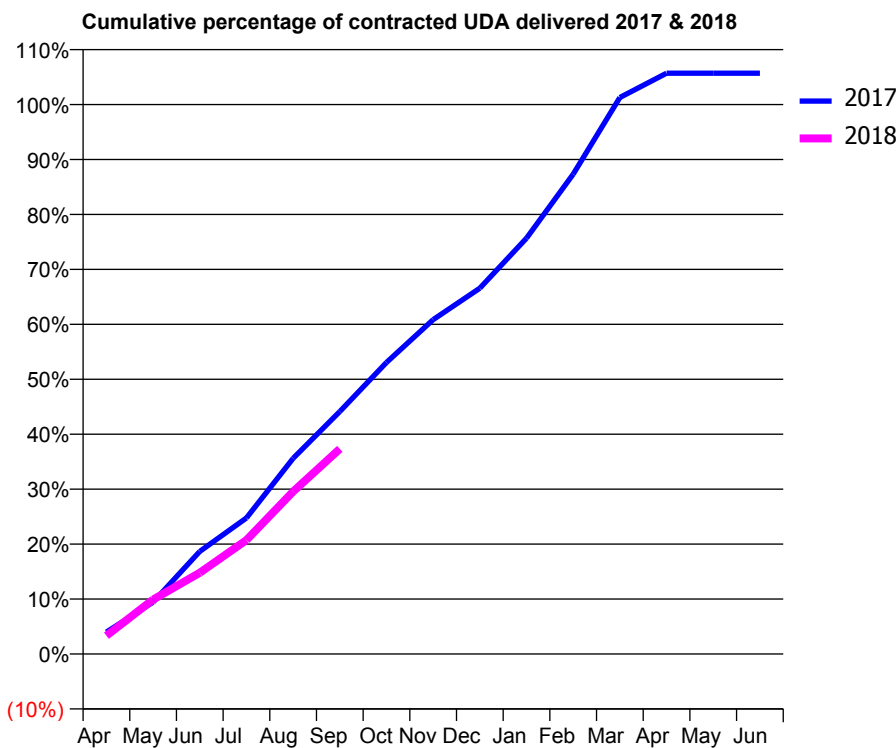
17/18 Contracted general activity (UDA)	1,255
Carry forward general activity (UDA)	-26
17/18 Contracted orthodontic activity (UOA)	0
Carry forward orthodontic activity (UOA)	0
Baseline contract value	£34,257.80

ACCESS*

Patients seen in 24 months	Total	Change since previous quarter
Quarter ending September 2016	592	
Quarter ending December 2016	600	→
Quarter ending March 2017	618	↑
Quarter ending June 2017	609	↓
Quarter ending September 2017	596	↓
Variance since September 2016	0.7%	→



ACTIVITY



Month	Adjusted Scheduled Activity (UDA)	
	2017	2018
April	50	42
May	119	124
June	234	186
July	311	260
August	447	371
September	554	468
October	666	
November	764	
December	836	
January	950	
February	1,096	
March	1,271	
April	1,326	
May	1,326	
June	1,326	

QUALITY

	Quantity	Base Number	Contract	AT	Region	England
% of FP17s for the same patient ID Re-attending within 3 months - Children	16	363	4.4%	9.4%	11.6%	11.9%
% of FP17s for the same patient ID Re-attending within 3 months - Adults	1	19	5.3%	12.6%	15.2%	15.9%
% of FP17s for the same patient ID Re-attending between 3 & 9 months - Children	292	363	80.4%	58.5%	59.1%	58.1%
% of FP17s for the same patient ID Re-attending between 3 & 9 months - Adults	16	19	84.2%	49.8%	51.7%	50.6%
% of FP17s for Band 1 Urgent Courses	7	337	2.1%	7.0%	8.0%	9.1%
% of FP17s Relating to Free Repair or Replacements	0	337	0.0%	0.7%	0.8%	0.8%
% of FP17s Relating to Continuations	0	337	0.0%	1.1%	1.0%	1.1%
% of Patients satisfied with the dentistry they have received	0	0	N/A	91.7%	91.5%	91.4%
% of Patients satisfied with the time they had to wait for an appointment	0	0	N/A	90.2%	88.2%	87.7%

* This is based on patients treated on this contract for their most recent course of treatment. Figures in italics indicate the base number of FP17s or Patient Questionnaire responses are less than 100. N/A is shown where the base number of responses is less than 10 during the period. % is calculated as Quantity/Base number*100

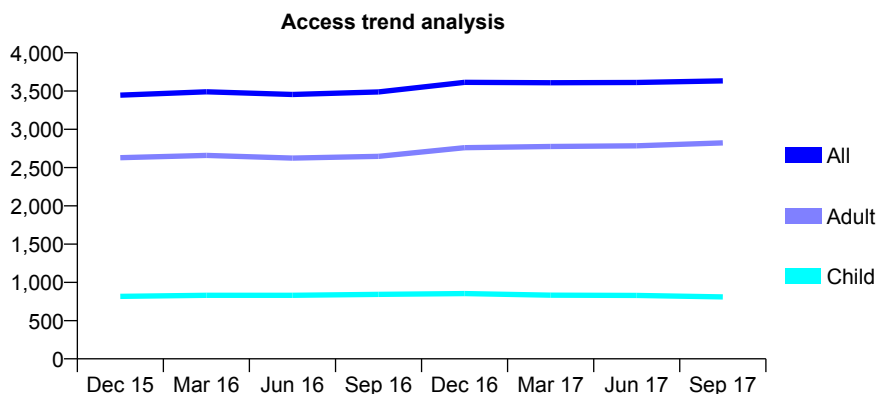
Q53 - Vital Signs At a Glance Contract Report for 923168/0001 - September 2017

Name or company name	MR ME WINT
Contract type name	GDS Contract
Purpose of contract	General
Contract start date	01/04/2006
Contract end date	

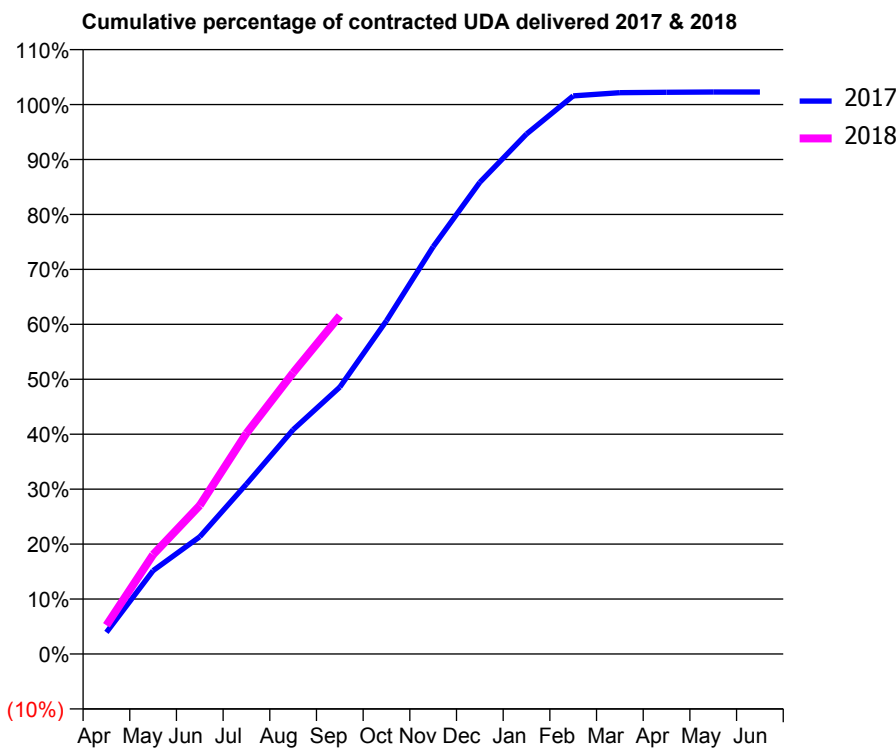
17/18 Contracted general activity (UDA)	7,833
Carry forward general activity (UDA)	-157
17/18 Contracted orthodontic activity (UOA)	0
Carry forward orthodontic activity (UOA)	0
Baseline contract value	£234,982.48

ACCESS*

Patients seen in 24 months	Total	Change since previous quarter
Quarter ending September 2016	3,489	
Quarter ending December 2016	3,614	↑
Quarter ending March 2017	3,608	→
Quarter ending June 2017	3,612	→
Quarter ending September 2017	3,633	→
Variance since September 2016	4.1%	↑



ACTIVITY



Month	Adjusted Scheduled Activity (UDA)	
	2017	2018
April	309	410
May	1,189	1,416
June	1,671	2,119
July	2,422	3,147
August	3,197	4,010
September	3,804	4,821
October	4,752	
November	5,806	
December	6,725	
January	7,412	
February	7,955	
March	8,001	
April	8,007	
May	8,011	
June	8,011	

QUALITY

	Quantity	Base Number	Contract	AT	Region	England
% of FP17s for the same patient ID Re-attending within 3 months - Children	42	713	5.9%	9.4%	11.6%	11.9%
% of FP17s for the same patient ID Re-attending within 3 months - Adults	315	2,042	15.4%	12.6%	15.2%	15.9%
% of FP17s for the same patient ID Re-attending between 3 & 9 months - Children	424	713	59.5%	58.5%	59.1%	58.1%
% of FP17s for the same patient ID Re-attending between 3 & 9 months - Adults	818	2,042	40.1%	49.8%	51.7%	50.6%
% of FP17s for Band 1 Urgent Courses	257	2,748	9.4%	7.0%	8.0%	9.1%
% of FP17s Relating to Free Repair or Replacements	27	2,748	1.0%	0.7%	0.8%	0.8%
% of FP17s Relating to Continuations	31	2,748	1.1%	1.1%	1.0%	1.1%
% of Patients satisfied with the dentistry they have received	7	7	N/A	91.7%	91.5%	91.4%
% of Patients satisfied with the time they had to wait for an appointment	7	7	N/A	90.2%	88.2%	87.7%

* This is based on patients treated on this contract for their most recent course of treatment. Figures in italics indicate the base number of FP17s or Patient Questionnaire responses are less than 100. N/A is shown where the base number of responses is less than 10 during the period. % is calculated as Quantity/Base number*100

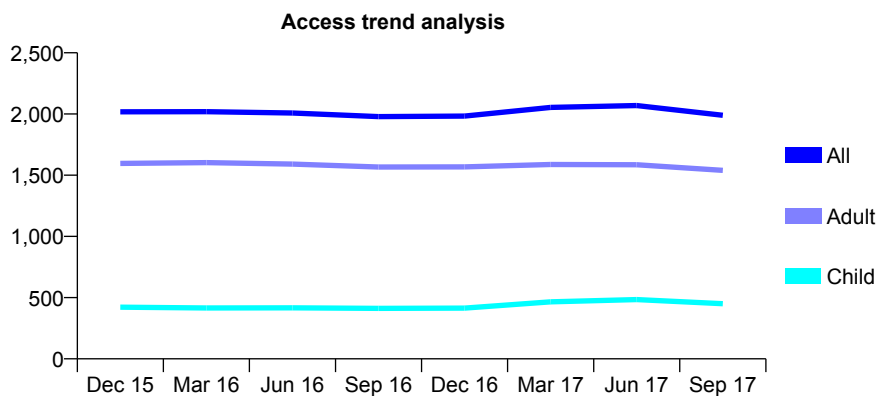
Q53 - Vital Signs At a Glance Contract Report for 925926/0001 - September 2017

Name or company name	MR PK MAHAPATRA
Contract type name	GDS Contract
Purpose of contract	General
Contract start date	01/04/2006
Contract end date	

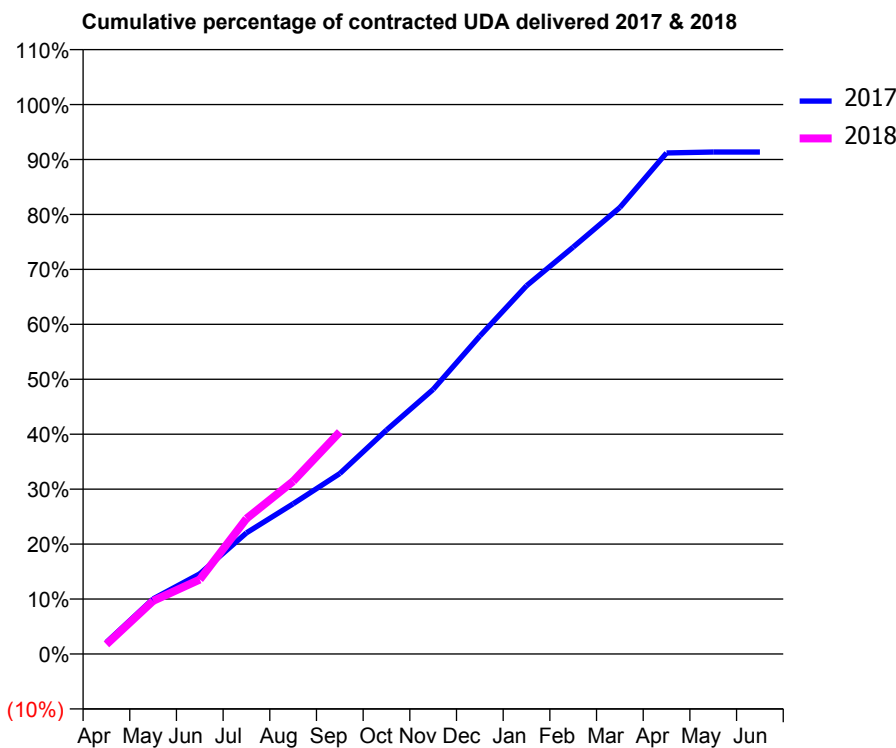
17/18 Contracted general activity (UDA)	6,138
Carry forward general activity (UDA)	0
17/18 Contracted orthodontic activity (UOA)	0
Carry forward orthodontic activity (UOA)	0
Baseline contract value	£182,972.19

ACCESS*

Patients seen in 24 months	Total	Change since previous quarter
Quarter ending September 2016	1,979	
Quarter ending December 2016	1,983	→
Quarter ending March 2017	2,054	↑
Quarter ending June 2017	2,069	→
Quarter ending September 2017	1,990	↓
Variance since September 2016	0.6%	→



ACTIVITY



Month	Adjusted Scheduled Activity (UDA)	
	2017	2018
April	130	108
May	616	593
June	895	832
July	1,353	1,513
August	1,678	1,930
September	2,016	2,480
October	2,501	
November	2,955	
December	3,552	
January	4,113	
February	4,545	
March	4,988	
April	5,597	
May	5,607	
June	5,608	

QUALITY

	Quantity	Base Number	Contract	AT	Region	England
% of FP17s for the same patient ID Re-attending within 3 months - Children	13	351	3.7%	9.4%	11.6%	11.9%
% of FP17s for the same patient ID Re-attending within 3 months - Adults	157	1,072	14.6%	12.6%	15.2%	15.9%
% of FP17s for the same patient ID Re-attending between 3 & 9 months - Children	140	351	39.9%	58.5%	59.1%	58.1%
% of FP17s for the same patient ID Re-attending between 3 & 9 months - Adults	486	1,072	45.3%	49.8%	51.7%	50.6%
% of FP17s for Band 1 Urgent Courses	72	1,103	6.5%	7.0%	8.0%	9.1%
% of FP17s Relating to Free Repair or Replacements	22	1,103	2.0%	0.7%	0.8%	0.8%
% of FP17s Relating to Continuations	12	1,103	1.1%	1.1%	1.0%	1.1%
% of Patients satisfied with the dentistry they have received	5	5	N/A	91.7%	91.5%	91.4%
% of Patients satisfied with the time they had to wait for an appointment	5	5	N/A	90.2%	88.2%	87.7%

* This is based on patients treated on this contract for their most recent course of treatment. Figures in italics indicate the base number of FP17s or Patient Questionnaire responses are less than 100. N/A is shown where the base number of responses is less than 10 during the period. % is calculated as Quantity/Base number*100

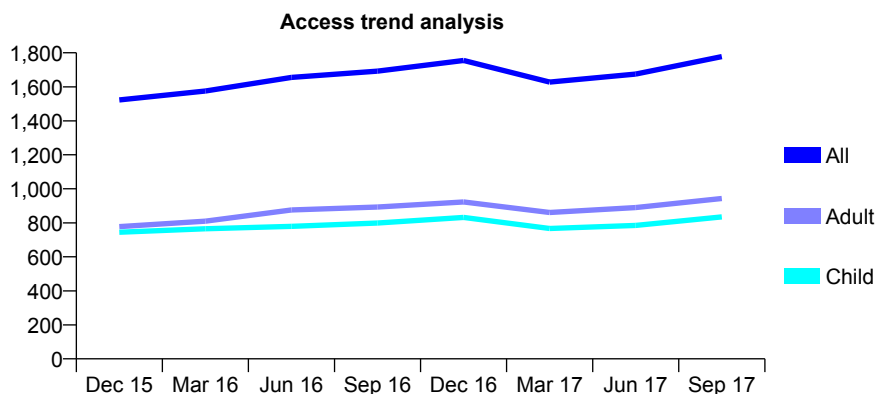
Q53 - Vital Signs At a Glance Contract Report for 925926/0002 - September 2017

Name or company name	MR PK MAHAPATRA
Contract type name	GDS Contract
Purpose of contract	General and Orthodontic
Contract start date	01/02/2013
Contract end date	

17/18 Contracted general activity (UDA)	3,595
Carry forward general activity (UDA)	0
17/18 Contracted orthodontic activity (UOA)	2,404
Carry forward orthodontic activity (UOA)	-15
Baseline contract value	£276,040.57

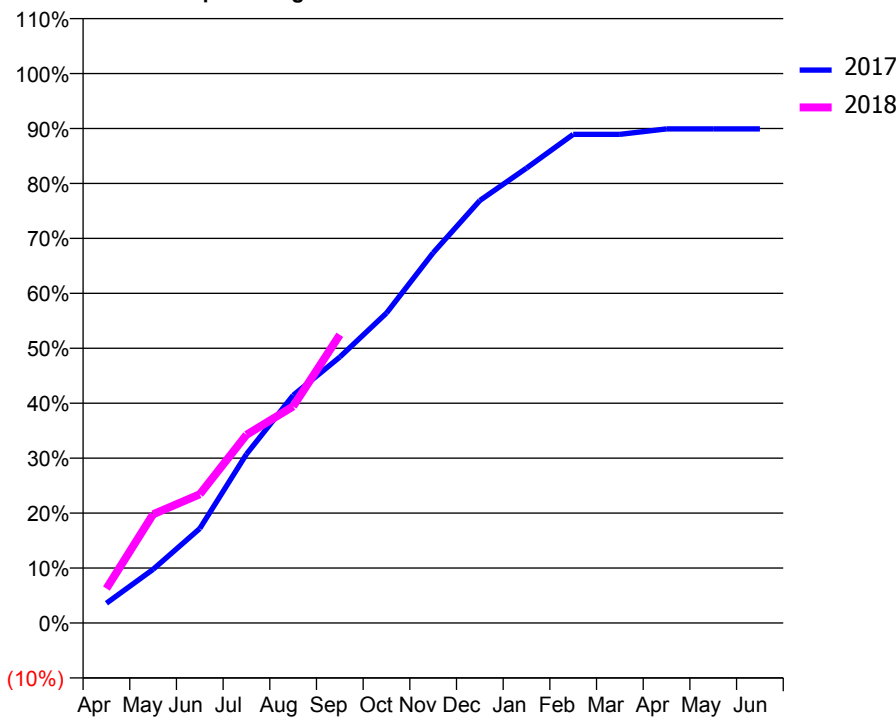
ACCESS*

Patients seen in 24 months	Total	Change since previous quarter
Quarter ending September 2016	1,692	
Quarter ending December 2016	1,755	↑
Quarter ending March 2017	1,628	↓
Quarter ending June 2017	1,675	↑
Quarter ending September 2017	1,778	↑
Variance since September 2016	5.1%	↑



ACTIVITY

Cumulative percentage of contracted UDA delivered 2017 & 2018



Adjusted Scheduled Activity (UDA)

Month	2017	2018
April	129	225
May	351	711
June	618	842
July	1,105	1,231
August	1,490	1,417
September	1,740	1,886
October	2,028	
November	2,422	
December	2,764	
January	2,977	
February	3,197	
March	3,197	
April	3,232	
May	3,232	
June	3,232	

QUALITY

	Quantity	Base Number	Contract	AT	Region	England
% of FP17s for the same patient ID Re-attending within 3 months - Children	63	729	8.6%	9.4%	11.6%	11.9%
% of FP17s for the same patient ID Re-attending within 3 months - Adults	44	548	8.0%	12.6%	15.2%	15.9%
% of FP17s for the same patient ID Re-attending between 3 & 9 months - Children	297	729	40.7%	58.5%	59.1%	58.1%
% of FP17s for the same patient ID Re-attending between 3 & 9 months - Adults	221	548	40.3%	49.8%	51.7%	50.6%
% of FP17s for Band 1 Urgent Courses	90	1,095	8.2%	7.0%	8.0%	9.1%
% of FP17s Relating to Free Repair or Replacements	0	1,095	0.0%	0.7%	0.8%	0.8%
% of FP17s Relating to Continuations	0	1,095	0.0%	1.1%	1.0%	1.1%
% of Patients satisfied with the dentistry they have received	2	3	N/A	91.7%	91.5%	91.4%
% of Patients satisfied with the time they had to wait for an appointment	2	3	N/A	90.2%	88.2%	87.7%

* This is based on patients treated on this contract for their most recent course of treatment. Figures in italics indicate the base number of FP17s or Patient Questionnaire responses are less than 100. N/A is shown where the base number of responses is less than 10 during the period. % is calculated as Quantity/Base number*100

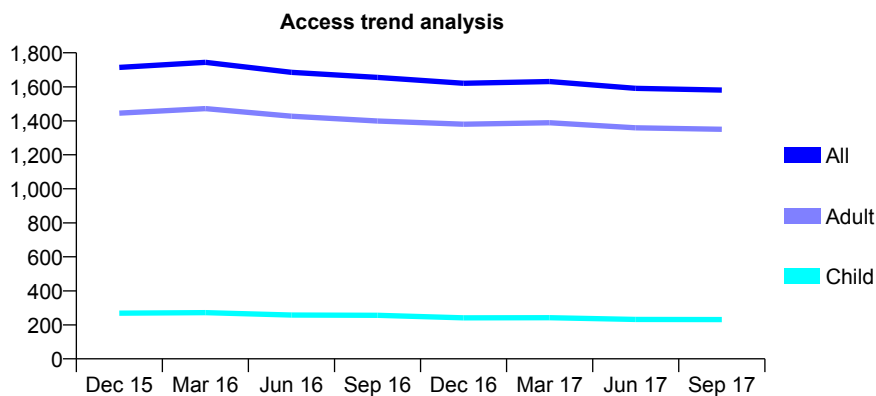
Q53 - Vital Signs At a Glance Contract Report for 926914/0001 - September 2017

Name or company name	MR LZ BRYNIARSKI
Contract type name	GDS Contract
Purpose of contract	General
Contract start date	01/02/2008
Contract end date	

17/18 Contracted general activity (UDA)	5,000
Carry forward general activity (UDA)	-41
17/18 Contracted orthodontic activity (UOA)	0
Carry forward orthodontic activity (UOA)	0
Baseline contract value	£140,494.07

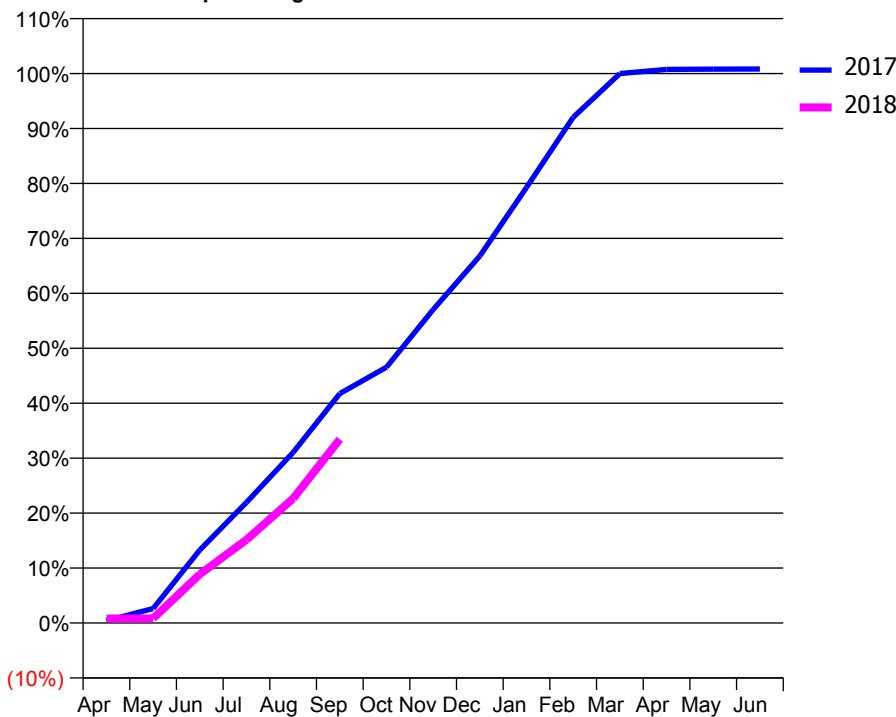
ACCESS*

Patients seen in 24 months	Total	Change since previous quarter
Quarter ending September 2016	1,655	
Quarter ending December 2016	1,621	↓
Quarter ending March 2017	1,631	→
Quarter ending June 2017	1,591	↓
Quarter ending September 2017	1,581	→
Variance since September 2016	(4.5%)	↓



ACTIVITY

Cumulative percentage of contracted UDA delivered 2017 & 2018



Month	Adjusted Scheduled Activity (UDA)	
	2017	2018
April	21	41
May	132	42
June	664	444
July	1,097	758
August	1,552	1,132
September	2,088	1,672
October	2,327	
November	2,852	
December	3,340	
January	3,963	
February	4,602	
March	4,999	
April	5,038	
May	5,040	
June	5,041	

QUALITY

	Quantity	Base Number	Contract	AT	Region	England
% of FP17s for the same patient ID Re-attending within 3 months - Children	1	164	0.6%	9.4%	11.6%	11.9%
% of FP17s for the same patient ID Re-attending within 3 months - Adults	56	754	7.4%	12.6%	15.2%	15.9%
% of FP17s for the same patient ID Re-attending between 3 & 9 months - Children	97	164	59.1%	58.5%	59.1%	58.1%
% of FP17s for the same patient ID Re-attending between 3 & 9 months - Adults	500	754	66.3%	49.8%	51.7%	50.6%
% of FP17s for Band 1 Urgent Courses	57	893	6.4%	7.0%	8.0%	9.1%
% of FP17s Relating to Free Repair or Replacements	4	893	0.4%	0.7%	0.8%	0.8%
% of FP17s Relating to Continuations	2	893	0.2%	1.1%	1.0%	1.1%
% of Patients satisfied with the dentistry they have received	8	8	N/A	91.7%	91.5%	91.4%
% of Patients satisfied with the time they had to wait for an appointment	8	8	N/A	90.2%	88.2%	87.7%

* This is based on patients treated on this contract for their most recent course of treatment. Figures in italics indicate the base number of FP17s or Patient Questionnaire responses are less than 100. N/A is shown where the base number of responses is less than 10 during the period. % is calculated as Quantity/Base number*100

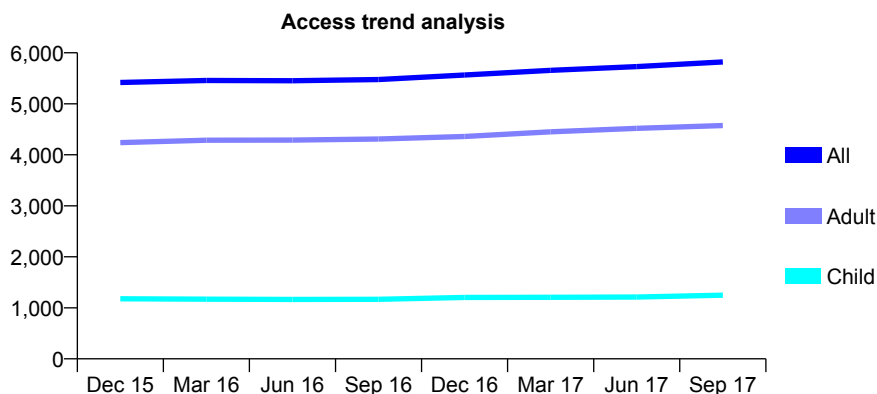
Q53 - Vital Signs At a Glance Contract Report for 927724/0001 - September 2017

Name or company name	MR SS DEHAL
Contract type name	GDS Contract
Purpose of contract	General
Contract start date	01/04/2006
Contract end date	

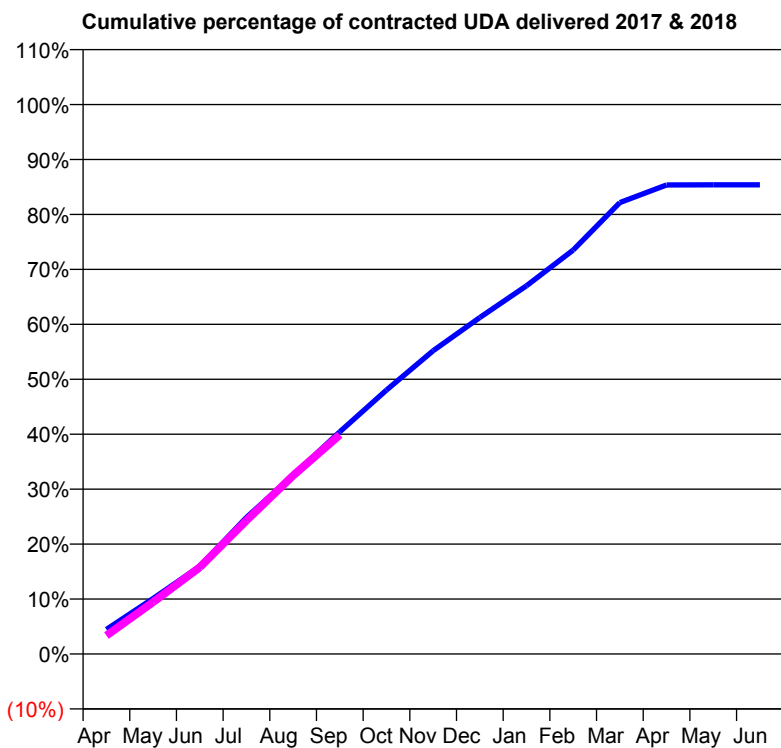
17/18 Contracted general activity (UDA)	18,430
Carry forward general activity (UDA)	0
17/18 Contracted orthodontic activity (UOA)	0
Carry forward orthodontic activity (UOA)	0
Baseline contract value	£549,072.84

ACCESS*

Patients seen in 24 months	Total	Change since previous quarter
Quarter ending September 2016	5,477	
Quarter ending December 2016	5,564	→
Quarter ending March 2017	5,657	→
Quarter ending June 2017	5,730	→
Quarter ending September 2017	5,821	→
Variance since September 2016	6.3%	↑



ACTIVITY



Month	Adjusted Scheduled Activity (UDA)	
	2017	2018
April	825	619
May	1,862	1,744
June	2,939	2,907
July	4,582	4,481
August	5,995	5,985
September	7,455	7,350
October	8,855	
November	10,170	
December	11,287	
January	12,353	
February	13,547	
March	15,140	
April	15,732	
May	15,734	
June	15,736	

QUALITY

	Quantity	Base Number	Contract	AT	Region	England
% of FP17s for the same patient ID Re-attending within 3 months - Children	54	949	5.7%	9.4%	11.6%	11.9%
% of FP17s for the same patient ID Re-attending within 3 months - Adults	380	3,040	12.5%	12.6%	15.2%	15.9%
% of FP17s for the same patient ID Re-attending between 3 & 9 months - Children	588	949	62.0%	58.5%	59.1%	58.1%
% of FP17s for the same patient ID Re-attending between 3 & 9 months - Adults	1,706	3,040	56.1%	49.8%	51.7%	50.6%
% of FP17s for Band 1 Urgent Courses	245	3,695	6.6%	7.0%	8.0%	9.1%
% of FP17s Relating to Free Repair or Replacements	53	3,695	1.4%	0.7%	0.8%	0.8%
% of FP17s Relating to Continuations	30	3,695	0.8%	1.1%	1.0%	1.1%
% of Patients satisfied with the dentistry they have received	10	10	100.0%	91.7%	91.5%	91.4%
% of Patients satisfied with the time they had to wait for an appointment	9	10	90.0%	90.2%	88.2%	87.7%

* This is based on patients treated on this contract for their most recent course of treatment. Figures in italics indicate the base number of FP17s or Patient Questionnaire responses are less than 100. N/A is shown where the base number of responses is less than 10 during the period. % is calculated as Quantity/Base number*100

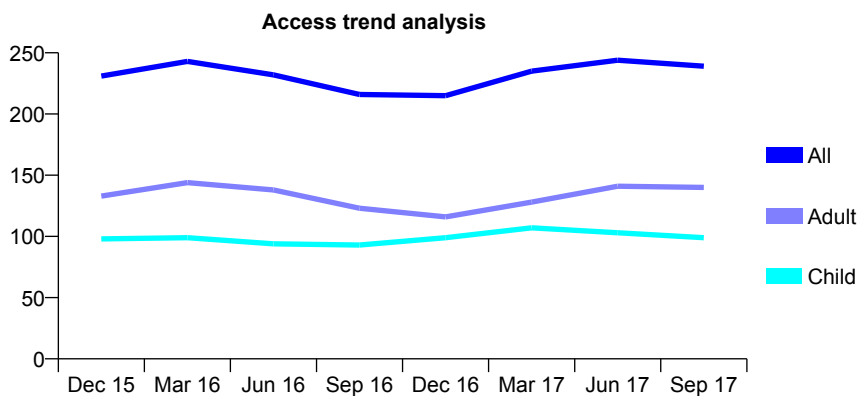
Q53 - Vital Signs At a Glance Contract Report for 931438/0001 - September 2017

Name or company name	MR JS HEER
Contract type name	GDS Contract
Purpose of contract	General
Contract start date	01/04/2006
Contract end date	

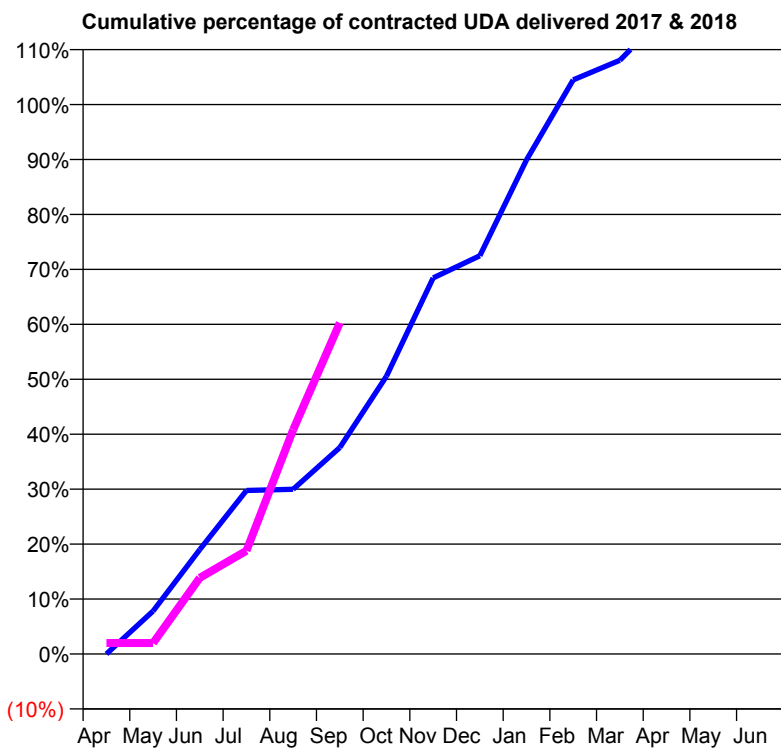
17/18 Contracted general activity (UDA)	447
Carry forward general activity (UDA)	-9
17/18 Contracted orthodontic activity (UOA)	0
Carry forward orthodontic activity (UOA)	0
Baseline contract value	£11,532.75

ACCESS*

Patients seen in 24 months	Total	Change since previous quarter
Quarter ending September 2016	216	
Quarter ending December 2016	215	→
Quarter ending March 2017	235	↑
Quarter ending June 2017	244	↑
Quarter ending September 2017	239	↓
Variance since September 2016	10.6%	↑



ACTIVITY



Adjusted Scheduled Activity (UDA)		
Month	2017	2018
April	0	9
May	35	9
June	85	62
July	133	84
August	134	182
September	168	269
October	226	
November	306	
December	324	
January	402	
February	467	
March	483	
April	521	
May	522	
June	525	

QUALITY

	Quantity	Base Number	Contract	AT	Region	England
% of FP17s for the same patient ID Re-attending within 3 months - Children	1	66	1.5%	9.4%	11.6%	11.9%
% of FP17s for the same patient ID Re-attending within 3 months - Adults	8	67	11.9%	12.6%	15.2%	15.9%
% of FP17s for the same patient ID Re-attending between 3 & 9 months - Children	24	66	36.4%	58.5%	59.1%	58.1%
% of FP17s for the same patient ID Re-attending between 3 & 9 months - Adults	15	67	22.4%	49.8%	51.7%	50.6%
% of FP17s for Band 1 Urgent Courses	2	108	1.9%	7.0%	8.0%	9.1%
% of FP17s Relating to Free Repair or Replacements	2	108	1.9%	0.7%	0.8%	0.8%
% of FP17s Relating to Continuations	0	108	0.0%	1.1%	1.0%	1.1%
% of Patients satisfied with the dentistry they have received	1	1	N/A	91.7%	91.5%	91.4%
% of Patients satisfied with the time they had to wait for an appointment	1	1	N/A	90.2%	88.2%	87.7%

* This is based on patients treated on this contract for their most recent course of treatment. Figures in italics indicate the base number of FP17s or Patient Questionnaire responses are less than 100. N/A is shown where the base number of responses is less than 10 during the period. % is calculated as Quantity/Base number*100

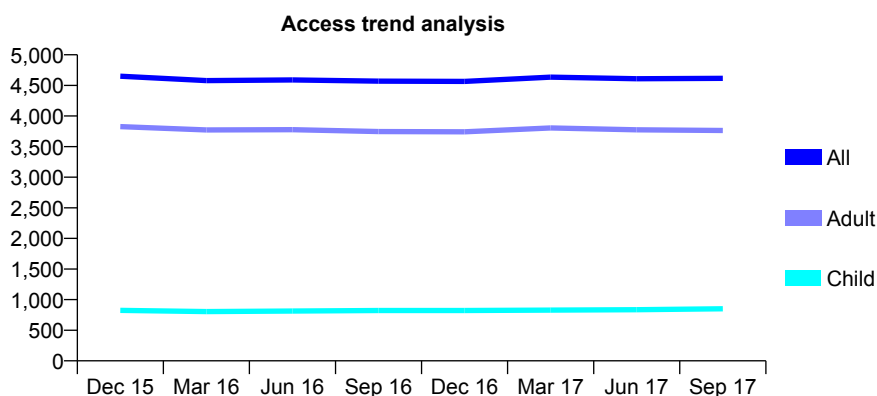
Q53 - Vital Signs At a Glance Contract Report for 931632/0001 - September 2017

Name or company name	MR T MIRZA
Contract type name	GDS Contract
Purpose of contract	General
Contract start date	10/07/2006
Contract end date	

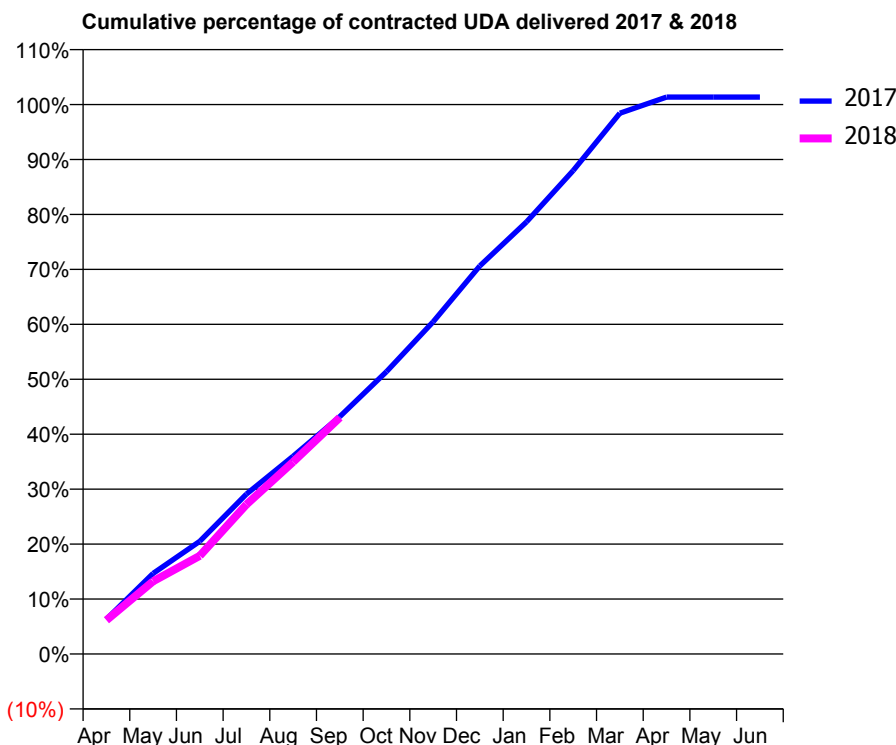
17/18 Contracted general activity (UDA)	16,398
Carry forward general activity (UDA)	-221
17/18 Contracted orthodontic activity (UOA)	0
Carry forward orthodontic activity (UOA)	0
Baseline contract value	£425,780.07

ACCESS*

Patients seen in 24 months	Total	Change since previous quarter
Quarter ending September 2016	4,569	
Quarter ending December 2016	4,565	→
Quarter ending March 2017	4,635	→
Quarter ending June 2017	4,610	→
Quarter ending September 2017	4,615	→
Variance since September 2016	1.0%	→



ACTIVITY



Month	Adjusted Scheduled Activity (UDA)	
	2017	2018
April	1,040	1,010
May	2,406	2,169
June	3,363	2,931
July	4,775	4,463
August	5,902	5,732
September	7,086	7,058
October	8,426	
November	9,914	
December	11,583	
January	12,895	
February	14,429	
March	16,140	
April	16,621	
May	16,618	
June	16,619	

QUALITY

	Quantity	Base Number	Contract	AT	Region	England
% of FP17s for the same patient ID Re-attending within 3 months - Children	33	613	5.4%	9.4%	11.6%	11.9%
% of FP17s for the same patient ID Re-attending within 3 months - Adults	265	2,601	10.2%	12.6%	15.2%	15.9%
% of FP17s for the same patient ID Re-attending between 3 & 9 months - Children	364	613	59.4%	58.5%	59.1%	58.1%
% of FP17s for the same patient ID Re-attending between 3 & 9 months - Adults	1,650	2,601	63.4%	49.8%	51.7%	50.6%
% of FP17s for Band 1 Urgent Courses	152	2,983	5.1%	7.0%	8.0%	9.1%
% of FP17s Relating to Free Repair or Replacements	28	2,983	0.9%	0.7%	0.8%	0.8%
% of FP17s Relating to Continuations	46	2,983	1.5%	1.1%	1.0%	1.1%
% of Patients satisfied with the dentistry they have received	19	19	100.0%	91.7%	91.5%	91.4%
% of Patients satisfied with the time they had to wait for an appointment	14	19	73.7%	90.2%	88.2%	87.7%

* This is based on patients treated on this contract for their most recent course of treatment. Figures in italics indicate the base number of FP17s or Patient Questionnaire responses are less than 100. N/A is shown where the base number of responses is less than 10 during the period. % is calculated as Quantity/Base number*100

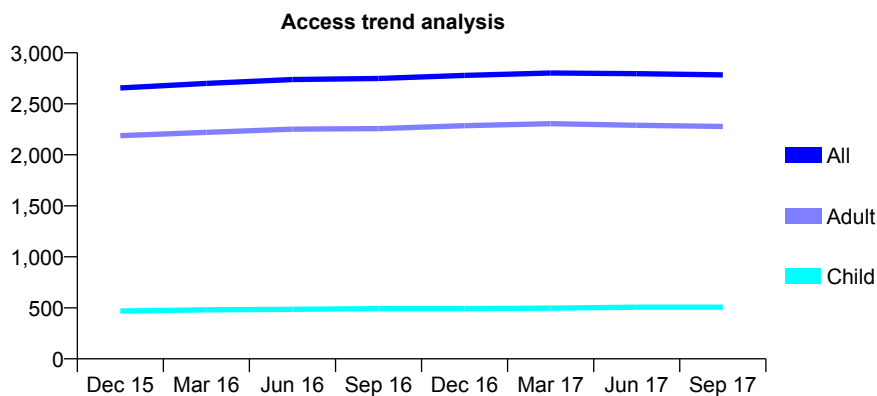
Q53 - Vital Signs At a Glance Contract Report for 932833/0001 - September 2017

Name or company name	MR B RAHNAMA
Contract type name	GDS Contract
Purpose of contract	General
Contract start date	01/04/2006
Contract end date	

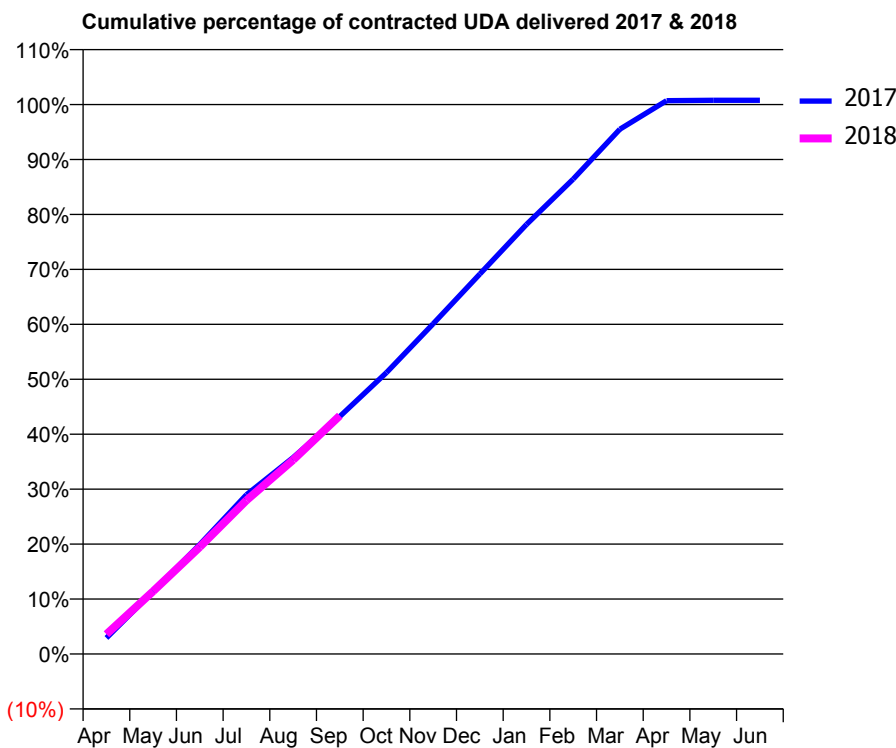
17/18 Contracted general activity (UDA)	7,591
Carry forward general activity (UDA)	-58
17/18 Contracted orthodontic activity (UOA)	0
Carry forward orthodontic activity (UOA)	0
Baseline contract value	£230,462.78

ACCESS*

Patients seen in 24 months	Total	Change since previous quarter
Quarter ending September 2016	2,749	
Quarter ending December 2016	2,778	→
Quarter ending March 2017	2,802	→
Quarter ending June 2017	2,796	→
Quarter ending September 2017	2,784	→
Variance since September 2016	1.3%	→



ACTIVITY



Month	Adjusted Scheduled Activity (UDA)	
	2017	2018
April	222	273
May	866	867
June	1,513	1,478
July	2,200	2,124
August	2,714	2,681
September	3,282	3,292
October	3,888	
November	4,562	
December	5,248	
January	5,935	
February	6,560	
March	7,250	
April	7,645	
May	7,649	
June	7,649	

QUALITY

	Quantity	Base Number	Contract	AT	Region	England
% of FP17s for the same patient ID Re-attending within 3 months - Children	18	369	4.9%	9.4%	11.6%	11.9%
% of FP17s for the same patient ID Re-attending within 3 months - Adults	116	1,454	8.0%	12.6%	15.2%	15.9%
% of FP17s for the same patient ID Re-attending between 3 & 9 months - Children	197	369	53.4%	58.5%	59.1%	58.1%
% of FP17s for the same patient ID Re-attending between 3 & 9 months - Adults	763	1,454	52.5%	49.8%	51.7%	50.6%
% of FP17s for Band 1 Urgent Courses	129	1,577	8.2%	7.0%	8.0%	9.1%
% of FP17s Relating to Free Repair or Replacements	2	1,577	0.1%	0.7%	0.8%	0.8%
% of FP17s Relating to Continuations	5	1,577	0.3%	1.1%	1.0%	1.1%
% of Patients satisfied with the dentistry they have received	5	7	N/A	91.7%	91.5%	91.4%
% of Patients satisfied with the time they had to wait for an appointment	7	7	N/A	90.2%	88.2%	87.7%

* This is based on patients treated on this contract for their most recent course of treatment. Figures in italics indicate the base number of FP17s or Patient Questionnaire responses are less than 100. N/A is shown where the base number of responses is less than 10 during the period. % is calculated as Quantity/Base number*100

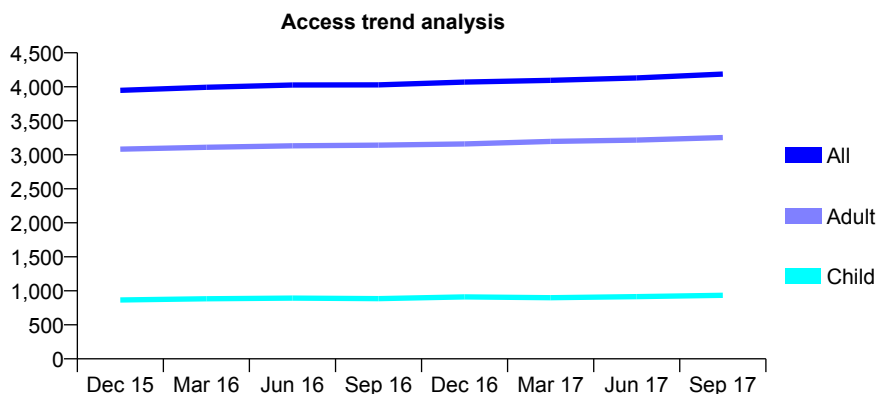
Q53 - Vital Signs At a Glance Contract Report for 960128/0001 - September 2017

Name or company name	MR Z SACRANIE
Contract type name	GDS Contract
Purpose of contract	General
Contract start date	01/04/2009
Contract end date	

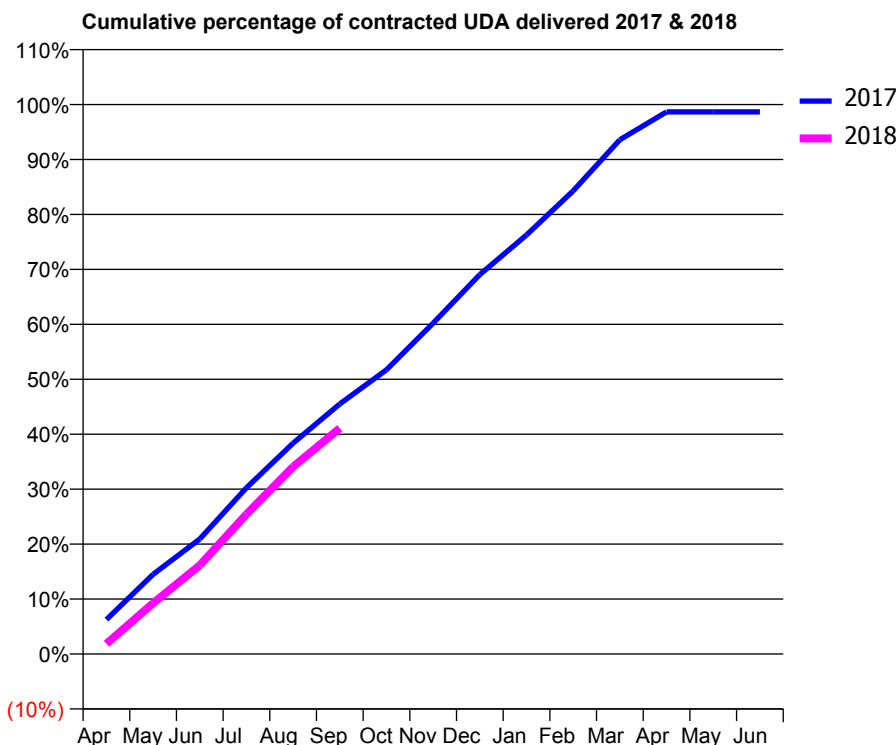
17/18 Contracted general activity (UDA)	12,000
Carry forward general activity (UDA)	162
17/18 Contracted orthodontic activity (UOA)	0
Carry forward orthodontic activity (UOA)	0
Baseline contract value	£361,317.04

ACCESS*

Patients seen in 24 months	Total	Change since previous quarter
Quarter ending September 2016	4,029	
Quarter ending December 2016	4,069	→
Quarter ending March 2017	4,096	→
Quarter ending June 2017	4,131	→
Quarter ending September 2017	4,188	→
Variance since September 2016	3.9%	↑



ACTIVITY



Month	Adjusted Scheduled Activity (UDA)	
	2017	2018
April	753	224
May	1,741	1,111
June	2,512	1,937
July	3,631	3,053
August	4,607	4,090
September	5,463	4,933
October	6,207	
November	7,227	
December	8,286	
January	9,150	
February	10,116	
March	11,229	
April	11,838	
May	11,840	
June	11,838	

QUALITY

	Quantity	Base Number	Contract	AT	Region	England
% of FP17s for the same patient ID Re-attending within 3 months - Children	51	707	7.2%	9.4%	11.6%	11.9%
% of FP17s for the same patient ID Re-attending within 3 months - Adults	426	2,409	17.7%	12.6%	15.2%	15.9%
% of FP17s for the same patient ID Re-attending between 3 & 9 months - Children	432	707	61.1%	58.5%	59.1%	58.1%
% of FP17s for the same patient ID Re-attending between 3 & 9 months - Adults	1,333	2,409	55.3%	49.8%	51.7%	50.6%
% of FP17s for Band 1 Urgent Courses	264	2,512	10.5%	7.0%	8.0%	9.1%
% of FP17s Relating to Free Repair or Replacements	24	2,512	1.0%	0.7%	0.8%	0.8%
% of FP17s Relating to Continuations	17	2,512	0.7%	1.1%	1.0%	1.1%
% of Patients satisfied with the dentistry they have received	15	15	100.0%	91.7%	91.5%	91.4%
% of Patients satisfied with the time they had to wait for an appointment	15	15	100.0%	90.2%	88.2%	87.7%

* This is based on patients treated on this contract for their most recent course of treatment. Figures in italics indicate the base number of FP17s or Patient Questionnaire responses are less than 100. N/A is shown where the base number of responses is less than 10 during the period. % is calculated as Quantity/Base number*100

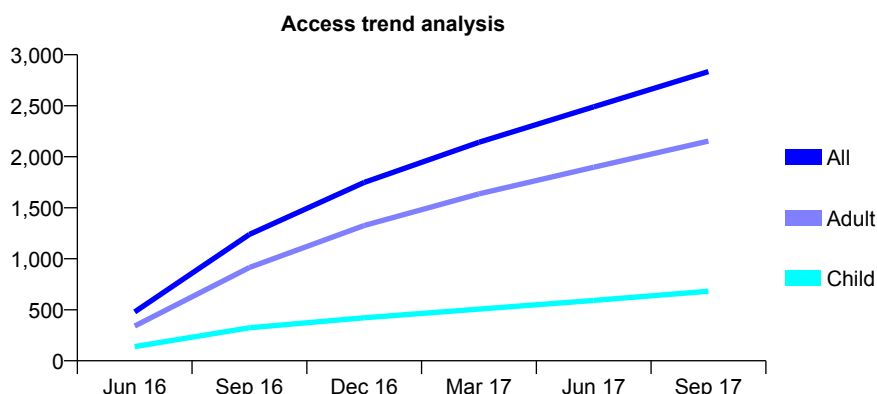
Q54 - Vital Signs At a Glance Contract Report for 100085/0000 - September 2017

Name or company name	Broadway Dental Suite
Contract type name	GDS Contract
Purpose of contract	General
Contract start date	01/04/2016
Contract end date	

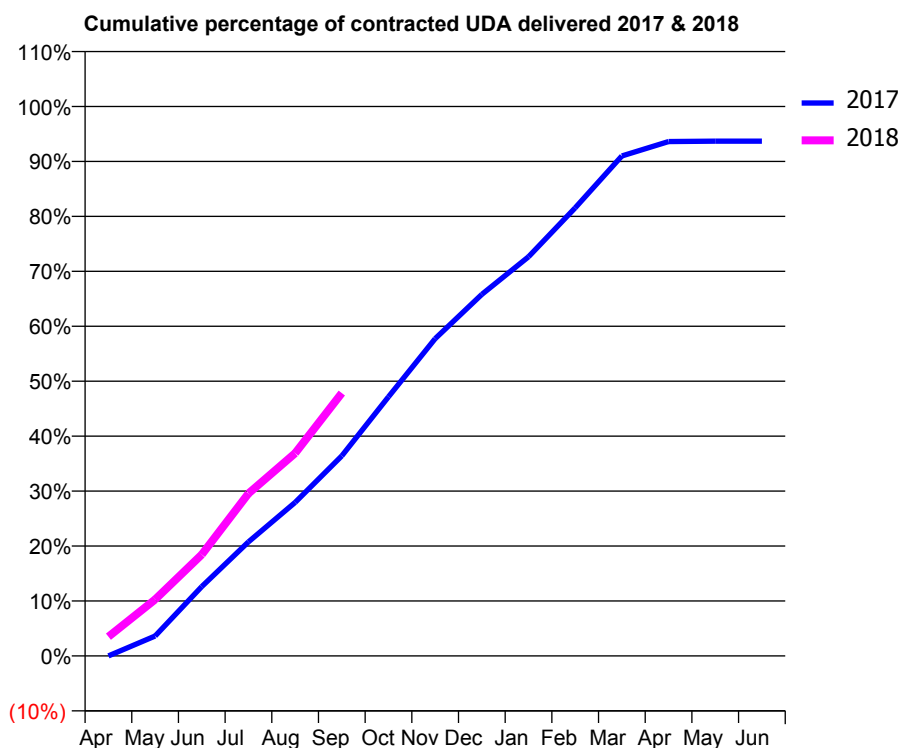
17/18 Contracted general activity (UDA)	11,239
Carry forward general activity (UDA)	165
17/18 Contracted orthodontic activity (UOA)	0
Carry forward orthodontic activity (UOA)	0
Baseline contract value	£372,990.26

ACCESS*

Patients seen in 24 months	Total	Change since previous quarter
Quarter ending September 2016	1,238	
Quarter ending December 2016	1,748	↑
Quarter ending March 2017	2,142	↑
Quarter ending June 2017	2,489	↑
Quarter ending September 2017	2,835	↑
Variance since September 2016	129.0%	↑



ACTIVITY



Month	Adjusted Scheduled Activity (UDA)	
	2017	2018
April	0	393
May	406	1,156
June	1,420	2,075
July	2,333	3,322
August	3,140	4,147
September	4,091	5,378
October	5,300	
November	6,490	
December	7,394	
January	8,164	
February	9,167	
March	10,227	
April	10,521	
May	10,528	
June	10,529	

QUALITY

	Quantity	Base Number	Contract	AT	Region	England
% of FP17s for the same patient ID Re-attending within 3 months - Children	25	416	6.0%	9.9%	11.6%	11.9%
% of FP17s for the same patient ID Re-attending within 3 months - Adults	131	1,238	10.6%	14.7%	15.2%	15.9%
% of FP17s for the same patient ID Re-attending between 3 & 9 months - Children	123	416	29.6%	51.5%	59.1%	58.1%
% of FP17s for the same patient ID Re-attending between 3 & 9 months - Adults	398	1,238	32.1%	47.4%	51.7%	50.6%
% of FP17s for Band 1 Urgent Courses	104	1,548	6.7%	8.1%	8.0%	9.1%
% of FP17s Relating to Free Repair or Replacements	14	1,548	0.9%	0.7%	0.8%	0.8%
% of FP17s Relating to Continuations	7	1,548	0.5%	0.8%	1.0%	1.1%
% of Patients satisfied with the dentistry they have received	2	2	N/A	91.3%	91.5%	91.4%
% of Patients satisfied with the time they had to wait for an appointment	2	2	N/A	90.2%	88.2%	87.7%

* This is based on patients treated on this contract for their most recent course of treatment. Figures in italics indicate the base number of FP17s or Patient Questionnaire responses are less than 100. N/A is shown where the base number of responses is less than 10 during the period. % is calculated as Quantity/Base number*100

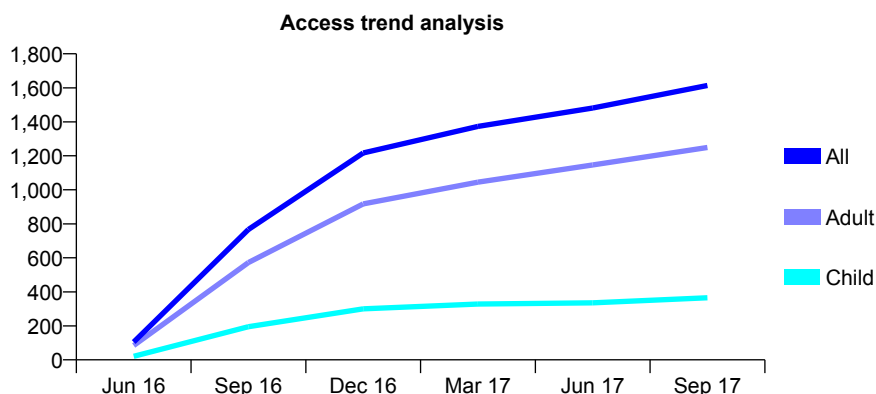
Q54 - Vital Signs At a Glance Contract Report for 100162/0000 - September 2017

Name or company name	MR MJ WARREN & MR JS JANDU
Contract type name	GDS Contract
Purpose of contract	General
Contract start date	01/06/2016
Contract end date	

17/18 Contracted general activity (UDA)	7,200
Carry forward general activity (UDA)	0
17/18 Contracted orthodontic activity (UOA)	0
Carry forward orthodontic activity (UOA)	0
Baseline contract value	£154,937.75

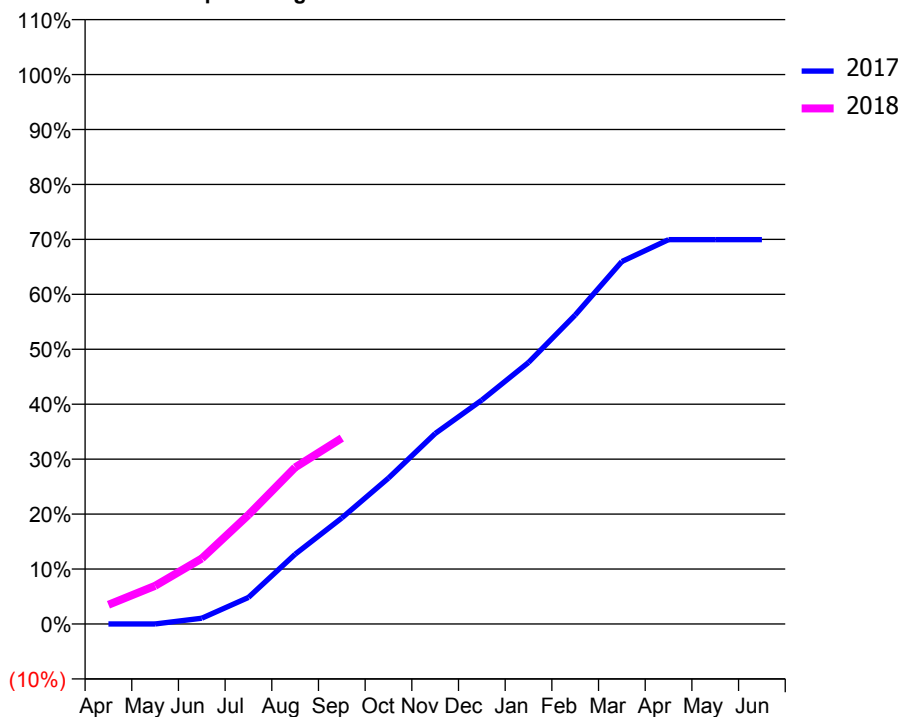
ACCESS*

Patients seen in 24 months	Total	Change since previous quarter
Quarter ending September 2016	767	
Quarter ending December 2016	1,217	↑
Quarter ending March 2017	1,373	↑
Quarter ending June 2017	1,481	↑
Quarter ending September 2017	1,614	↑
Variance since September 2016	110.4%	↑



ACTIVITY

Cumulative percentage of contracted UDA delivered 2017 & 2018



Adjusted Scheduled Activity (UDA)

Month	2017	2018
April	0	252
May	0	500
June	64	859
July	291	1,430
August	762	2,052
September	1,158	2,437
October	1,593	
November	2,081	
December	2,445	
January	2,856	
February	3,374	
March	3,958	
April	4,197	
May	4,197	
June	4,197	

QUALITY

	Quantity	Base Number	Contract	AT	Region	England
% of FP17s for the same patient ID Re-attending within 3 months - Children	27	360	7.5%	9.9%	11.6%	11.9%
% of FP17s for the same patient ID Re-attending within 3 months - Adults	187	1,123	16.7%	14.7%	15.2%	15.9%
% of FP17s for the same patient ID Re-attending between 3 & 9 months - Children	240	360	66.7%	51.5%	59.1%	58.1%
% of FP17s for the same patient ID Re-attending between 3 & 9 months - Adults	629	1,123	56.0%	47.4%	51.7%	50.6%
% of FP17s for Band 1 Urgent Courses	79	1,378	5.7%	8.1%	8.0%	9.1%
% of FP17s Relating to Free Repair or Replacements	0	1,378	0.0%	0.7%	0.8%	0.8%
% of FP17s Relating to Continuations	47	1,378	3.4%	0.8%	1.0%	1.1%
% of Patients satisfied with the dentistry they have received	1	1	N/A	91.3%	91.5%	91.4%
% of Patients satisfied with the time they had to wait for an appointment	1	1	N/A	90.2%	88.2%	87.7%

* This is based on patients treated on this contract for their most recent course of treatment. Figures in italics indicate the base number of FP17s or Patient Questionnaire responses are less than 100. N/A is shown where the base number of responses is less than 10 during the period. % is calculated as Quantity/Base number*100

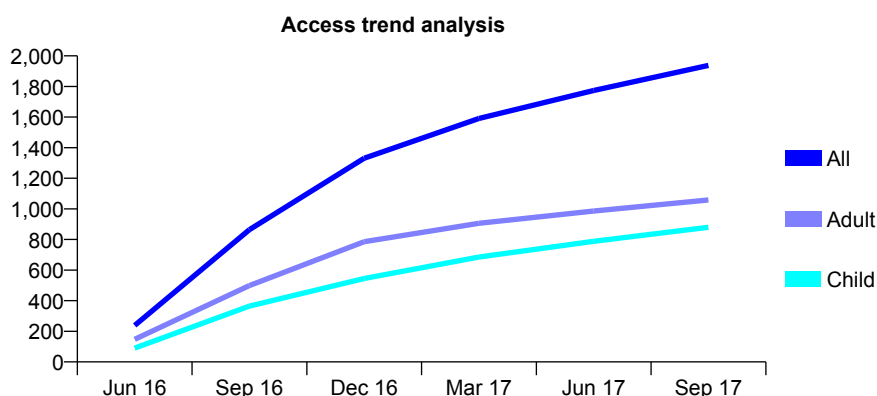
Q54 - Vital Signs At a Glance Contract Report for 100164/0000 - September 2017

Name or company name	Princes End Dental Practice
Contract type name	GDS Contract
Purpose of contract	General
Contract start date	01/06/2016
Contract end date	

17/18 Contracted general activity (UDA)	4,890
Carry forward general activity (UDA)	13
17/18 Contracted orthodontic activity (UOA)	0
Carry forward orthodontic activity (UOA)	0
Baseline contract value	£119,474.63

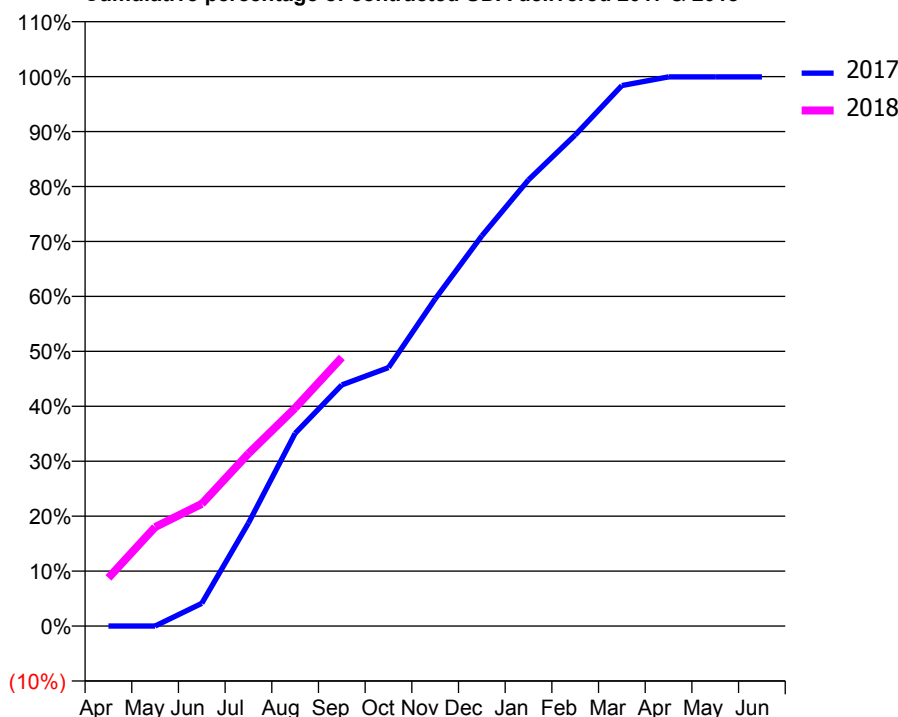
ACCESS*

Patients seen in 24 months	Total	Change since previous quarter
Quarter ending September 2016	864	
Quarter ending December 2016	1,331	↑
Quarter ending March 2017	1,591	↑
Quarter ending June 2017	1,774	↑
Quarter ending September 2017	1,938	↑
Variance since September 2016	124.3%	↑



ACTIVITY

Cumulative percentage of contracted UDA delivered 2017 & 2018



Month	Adjusted Scheduled Activity (UDA)	
	2017	2018
April	0	429
May	0	881
June	251	1,087
July	1,141	1,535
August	2,135	1,941
September	2,672	2,391
October	2,863	
November	3,624	
December	4,323	
January	4,944	
February	5,440	
March	5,988	
April	6,084	
May	6,084	
June	6,084	

QUALITY

	Quantity	Base Number	Contract	AT	Region	England
% of FP17s for the same patient ID Re-attending within 3 months - Children	22	558	3.9%	9.9%	11.6%	11.9%
% of FP17s for the same patient ID Re-attending within 3 months - Adults	52	445	11.7%	14.7%	15.2%	15.9%
% of FP17s for the same patient ID Re-attending between 3 & 9 months - Children	220	558	39.4%	51.5%	59.1%	58.1%
% of FP17s for the same patient ID Re-attending between 3 & 9 months - Adults	187	445	42.0%	47.4%	51.7%	50.6%
% of FP17s for Band 1 Urgent Courses	49	953	5.1%	8.1%	8.0%	9.1%
% of FP17s Relating to Free Repair or Replacements	0	953	0.0%	0.7%	0.8%	0.8%
% of FP17s Relating to Continuations	0	953	0.0%	0.8%	1.0%	1.1%
% of Patients satisfied with the dentistry they have received	3	3	N/A	91.3%	91.5%	91.4%
% of Patients satisfied with the time they had to wait for an appointment	3	3	N/A	90.2%	88.2%	87.7%

* This is based on patients treated on this contract for their most recent course of treatment. Figures in italics indicate the base number of FP17s or Patient Questionnaire responses are less than 100. N/A is shown where the base number of responses is less than 10 during the period. % is calculated as Quantity/Base number*100

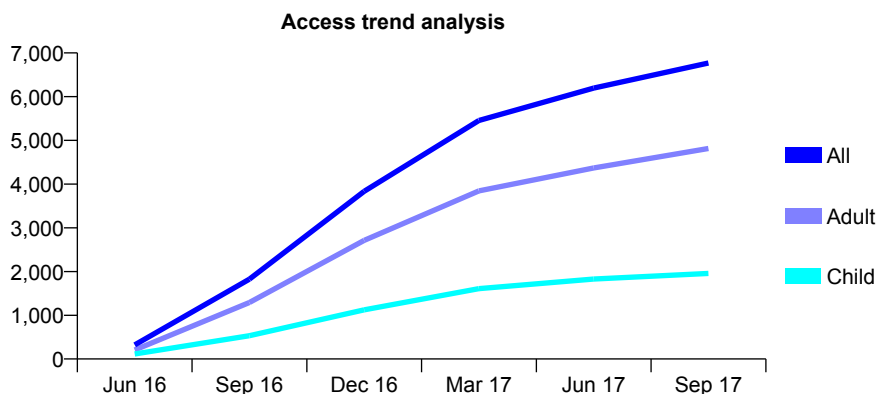
Q54 - Vital Signs At a Glance Contract Report for 100165/0000 - September 2017

Name or company name	Family Dental Centre Partnership
Contract type name	GDS Contract
Purpose of contract	General
Contract start date	01/06/2016
Contract end date	

17/18 Contracted general activity (UDA)	17,884
Carry forward general activity (UDA)	282
17/18 Contracted orthodontic activity (UOA)	0
Carry forward orthodontic activity (UOA)	0
Baseline contract value	£505,671.52

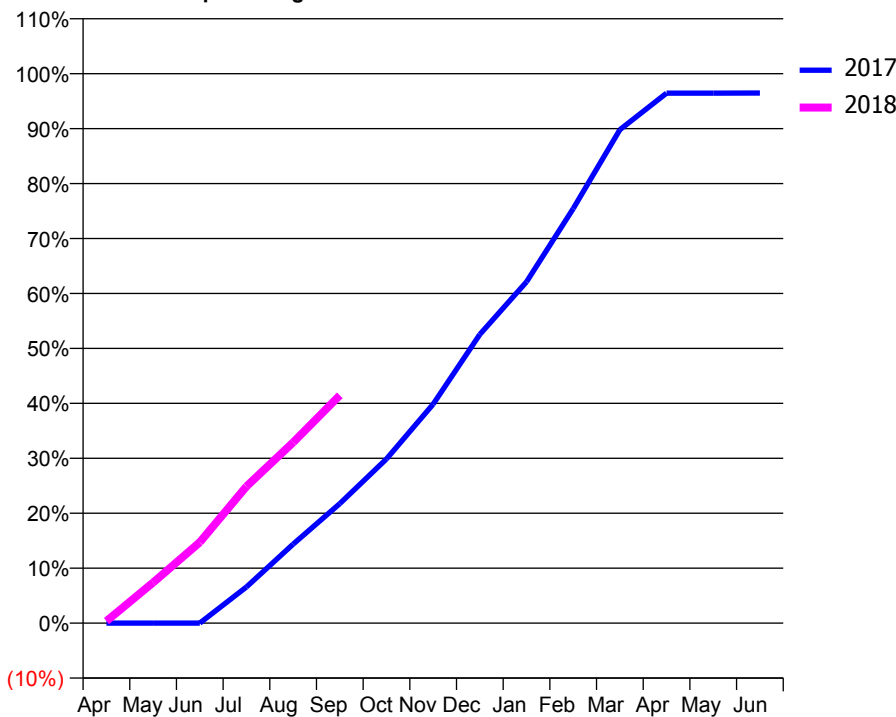
ACCESS*

Patients seen in 24 months	Total	Change since previous quarter
Quarter ending September 2016	1,825	
Quarter ending December 2016	3,837	↑
Quarter ending March 2017	5,456	↑
Quarter ending June 2017	6,196	↑
Quarter ending September 2017	6,771	↑
Variance since September 2016	271.0%	↑



ACTIVITY

Cumulative percentage of contracted UDA delivered 2017 & 2018



Month	Adjusted Scheduled Activity (UDA)	
	2017	2018
April	0	68
May	0	1,320
June	0	2,632
July	1,025	4,449
August	2,235	5,881
September	3,385	7,414
October	4,648	
November	6,199	
December	8,173	
January	9,659	
February	11,729	
March	13,966	
April	14,998	
May	14,998	
June	15,002	

QUALITY

	Quantity	Base Number	Contract	AT	Region	England
% of FP17s for the same patient ID Re-attending within 3 months - Children	109	1,304	8.4%	9.9%	11.6%	11.9%
% of FP17s for the same patient ID Re-attending within 3 months - Adults	444	3,257	13.6%	14.7%	15.2%	15.9%
% of FP17s for the same patient ID Re-attending between 3 & 9 months - Children	535	1,304	41.0%	51.5%	59.1%	58.1%
% of FP17s for the same patient ID Re-attending between 3 & 9 months - Adults	1,457	3,257	44.7%	47.4%	51.7%	50.6%
% of FP17s for Band 1 Urgent Courses	273	3,826	7.1%	8.1%	8.0%	9.1%
% of FP17s Relating to Free Repair or Replacements	44	3,826	1.2%	0.7%	0.8%	0.8%
% of FP17s Relating to Continuations	63	3,826	1.6%	0.8%	1.0%	1.1%
% of Patients satisfied with the dentistry they have received	9	9	N/A	91.3%	91.5%	91.4%
% of Patients satisfied with the time they had to wait for an appointment	9	9	N/A	90.2%	88.2%	87.7%

* This is based on patients treated on this contract for their most recent course of treatment. Figures in italics indicate the base number of FP17s or Patient Questionnaire responses are less than 100. N/A is shown where the base number of responses is less than 10 during the period. % is calculated as Quantity/Base number*100

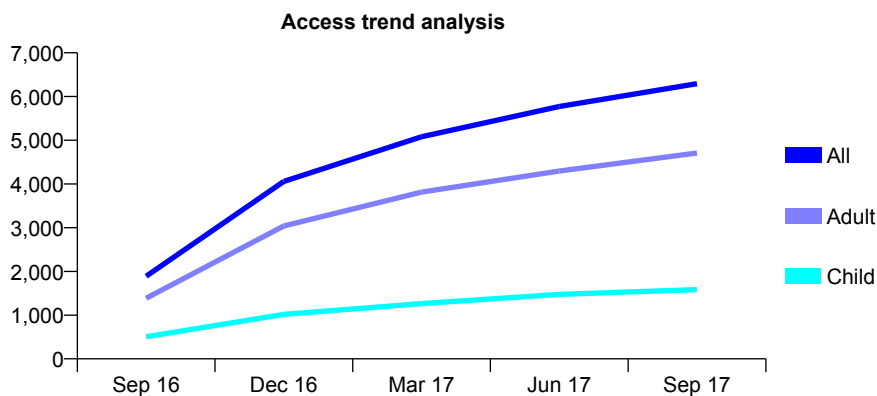
Q54 - Vital Signs At a Glance Contract Report for 100173/0000 - September 2017

Name or company name	Hilltop Dental Spa
Contract type name	GDS Contract
Purpose of contract	General
Contract start date	01/07/2016
Contract end date	

17/18 Contracted general activity (UDA)	23,164
Carry forward general activity (UDA)	0
17/18 Contracted orthodontic activity (UOA)	0
Carry forward orthodontic activity (UOA)	0
Baseline contract value	£634,691.61

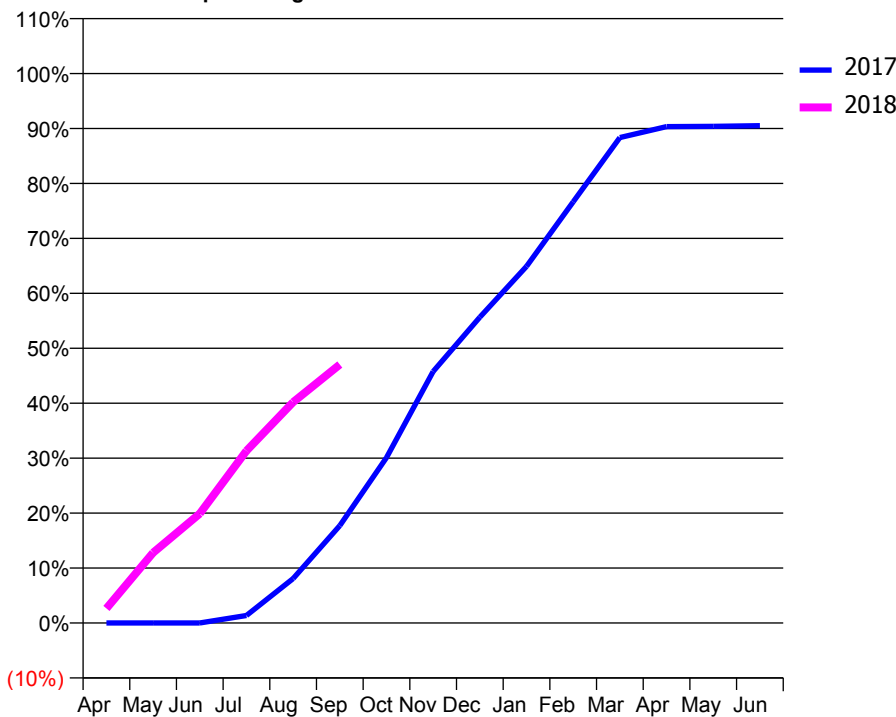
ACCESS*

Patients seen in 24 months	Total	Change since previous quarter
Quarter ending September 2016	1,890	
Quarter ending December 2016	4,057	↑
Quarter ending March 2017	5,079	↑
Quarter ending June 2017	5,771	↑
Quarter ending September 2017	6,293	↑
Variance since September 2016	233.0%	↑



ACTIVITY

Cumulative percentage of contracted UDA delivered 2017 & 2018



Month	Adjusted Scheduled Activity (UDA)	
	2017	2018
April	0	616
May	0	2,967
June	0	4,614
July	232	7,262
August	1,369	9,309
September	3,003	10,898
October	5,098	
November	7,749	
December	9,423	
January	10,987	
February	12,976	
March	14,956	
April	15,293	
May	15,301	
June	15,321	

QUALITY

	Quantity	Base Number	Contract	AT	Region	England
% of FP17s for the same patient ID Re-attending within 3 months - Children	97	1,291	7.5%	9.9%	11.6%	11.9%
% of FP17s for the same patient ID Re-attending within 3 months - Adults	458	3,574	12.8%	14.7%	15.2%	15.9%
% of FP17s for the same patient ID Re-attending between 3 & 9 months - Children	719	1,291	55.7%	51.5%	59.1%	58.1%
% of FP17s for the same patient ID Re-attending between 3 & 9 months - Adults	2,050	3,574	57.4%	47.4%	51.7%	50.6%
% of FP17s for Band 1 Urgent Courses	162	4,697	3.4%	8.1%	8.0%	9.1%
% of FP17s Relating to Free Repair or Replacements	40	4,697	0.9%	0.7%	0.8%	0.8%
% of FP17s Relating to Continuations	107	4,697	2.3%	0.8%	1.0%	1.1%
% of Patients satisfied with the dentistry they have received	12	13	92.3%	91.3%	91.5%	91.4%
% of Patients satisfied with the time they had to wait for an appointment	12	13	92.3%	90.2%	88.2%	87.7%

* This is based on patients treated on this contract for their most recent course of treatment. Figures in italics indicate the base number of FP17s or Patient Questionnaire responses are less than 100. N/A is shown where the base number of responses is less than 10 during the period. % is calculated as Quantity/Base number*100

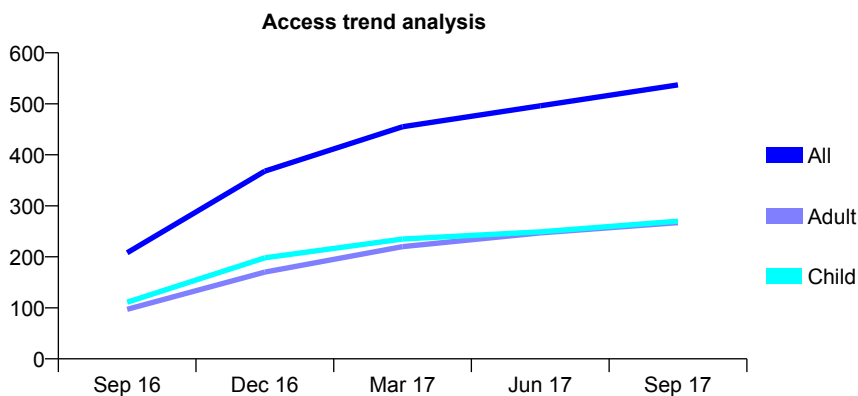
Q54 - Vital Signs At a Glance Contract Report for 100176/0000 - September 2017

Name or company name	Mr S Merali
Contract type name	GDS Contract
Purpose of contract	General
Contract start date	01/07/2016
Contract end date	

17/18 Contracted general activity (UDA)	2,323
Carry forward general activity (UDA)	11
17/18 Contracted orthodontic activity (UOA)	0
Carry forward orthodontic activity (UOA)	0
Baseline contract value	£54,047.10

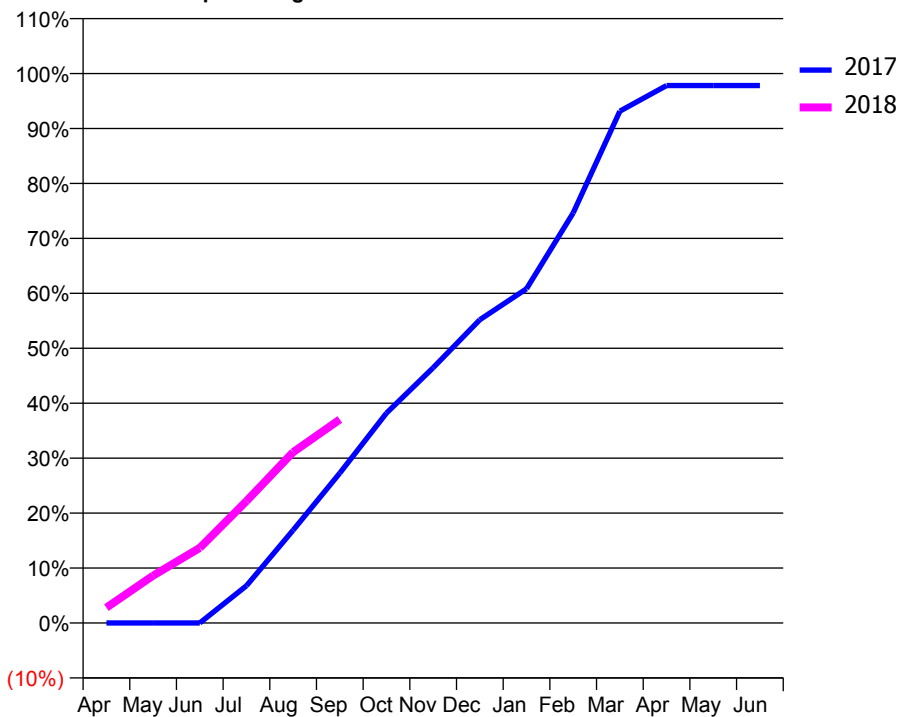
ACCESS*

Patients seen in 24 months	Total	Change since previous quarter
Quarter ending September 2016	208	
Quarter ending December 2016	368	↑
Quarter ending March 2017	455	↑
Quarter ending June 2017	496	↑
Quarter ending September 2017	537	↑
Variance since September 2016	158.2%	↑



ACTIVITY

Cumulative percentage of contracted UDA delivered 2017 & 2018



Adjusted Scheduled Activity (UDA)

Month	2017	2018
April	0	65
May	0	200
June	0	318
July	119	516
August	296	723
September	478	861
October	670	
November	814	
December	967	
January	1,066	
February	1,308	
March	1,633	
April	1,715	
May	1,715	
June	1,715	

QUALITY

	Quantity	Base Number	Contract	AT	Region	England
% of FP17s for the same patient ID Re-attending within 3 months - Children	11	173	6.4%	9.9%	11.6%	11.9%
% of FP17s for the same patient ID Re-attending within 3 months - Adults	37	182	20.3%	14.7%	15.2%	15.9%
% of FP17s for the same patient ID Re-attending between 3 & 9 months - Children	92	173	53.2%	51.5%	59.1%	58.1%
% of FP17s for the same patient ID Re-attending between 3 & 9 months - Adults	80	182	44.0%	47.4%	51.7%	50.6%
% of FP17s for Band 1 Urgent Courses	33	327	10.1%	8.1%	8.0%	9.1%
% of FP17s Relating to Free Repair or Replacements	0	327	0.0%	0.7%	0.8%	0.8%
% of FP17s Relating to Continuations	1	327	0.3%	0.8%	1.0%	1.1%
% of Patients satisfied with the dentistry they have received	6	7	N/A	91.3%	91.5%	91.4%
% of Patients satisfied with the time they had to wait for an appointment	7	7	N/A	90.2%	88.2%	87.7%

* This is based on patients treated on this contract for their most recent course of treatment. Figures in italics indicate the base number of FP17s or Patient Questionnaire responses are less than 100. N/A is shown where the base number of responses is less than 10 during the period. % is calculated as Quantity/Base number*100

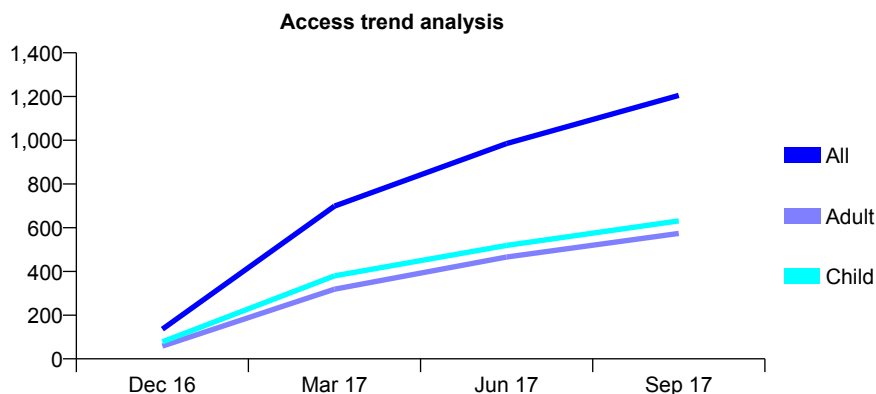
Q54 - Vital Signs At a Glance Contract Report for 100227/0000 - September 2017

Name or company name	Wolverhampton Community Dental Service
Contract type name	PDS Contract
Purpose of contract	General
Contract start date	01/11/2016
Contract end date	31/03/2018

17/18 Contracted general activity (UDA)	4,500
Carry forward general activity (UDA)	0
17/18 Contracted orthodontic activity (UOA)	0
Carry forward orthodontic activity (UOA)	0
Baseline contract value	£0.00

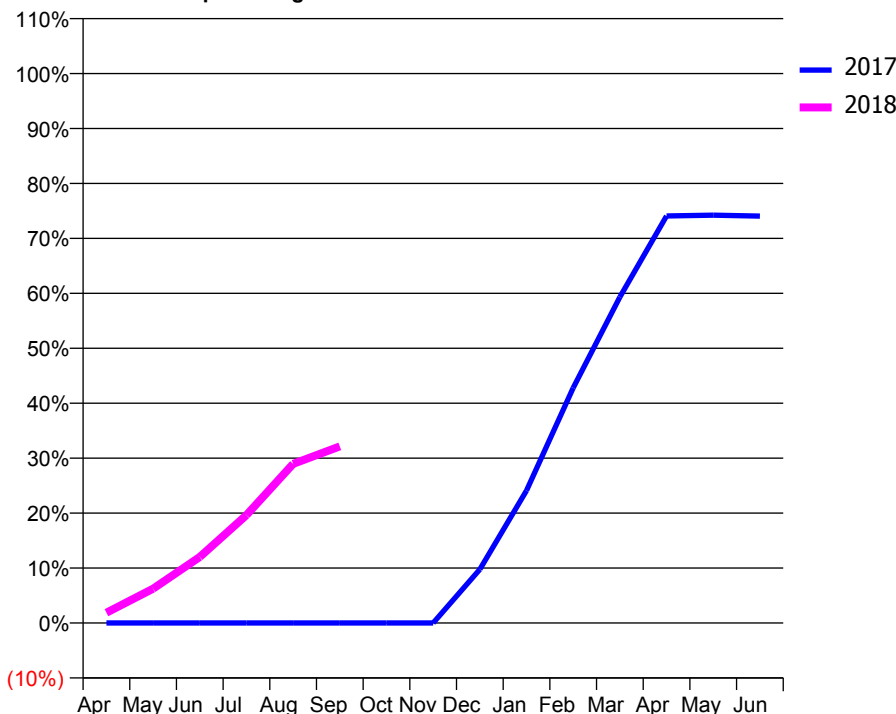
ACCESS*

Patients seen in 24 months	Total	Change since previous quarter
Quarter ending September 2016	0	
Quarter ending December 2016	136	↑
Quarter ending March 2017	699	↑
Quarter ending June 2017	985	↑
Quarter ending September 2017	1,205	↑
Variance since September 2016	N/A	



ACTIVITY

Cumulative percentage of contracted UDA delivered 2017 & 2018



Adjusted Scheduled Activity (UDA)

Month	2017	2018
April	0	85
May	0	281
June	0	541
July	0	884
August	0	1,303
September	0	1,447
October	0	
November	0	
December	183	
January	452	
February	803	
March	1,112	
April	1,389	
May	1,392	
June	1,389	

QUALITY

	Quantity	Base Number	Contract	AT	Region	England
% of FP17s for the same patient ID Re-attending within 3 months - Children	26	577	4.5%	9.9%	11.6%	11.9%
% of FP17s for the same patient ID Re-attending within 3 months - Adults	55	464	11.9%	14.7%	15.2%	15.9%
% of FP17s for the same patient ID Re-attending between 3 & 9 months - Children	32	577	5.5%	51.5%	59.1%	58.1%
% of FP17s for the same patient ID Re-attending between 3 & 9 months - Adults	44	464	9.5%	47.4%	51.7%	50.6%
% of FP17s for Band 1 Urgent Courses	84	868	9.7%	8.1%	8.0%	9.1%
% of FP17s Relating to Free Repair or Replacements	0	868	0.0%	0.7%	0.8%	0.8%
% of FP17s Relating to Continuations	0	868	0.0%	0.8%	1.0%	1.1%
% of Patients satisfied with the dentistry they have received	0	0	N/A	91.3%	91.5%	91.4%
% of Patients satisfied with the time they had to wait for an appointment	0	0	N/A	90.2%	88.2%	87.7%

* This is based on patients treated on this contract for their most recent course of treatment. Figures in italics indicate the base number of FP17s or Patient Questionnaire responses are less than 100. N/A is shown where the base number of responses is less than 10 during the period. % is calculated as Quantity/Base number*100

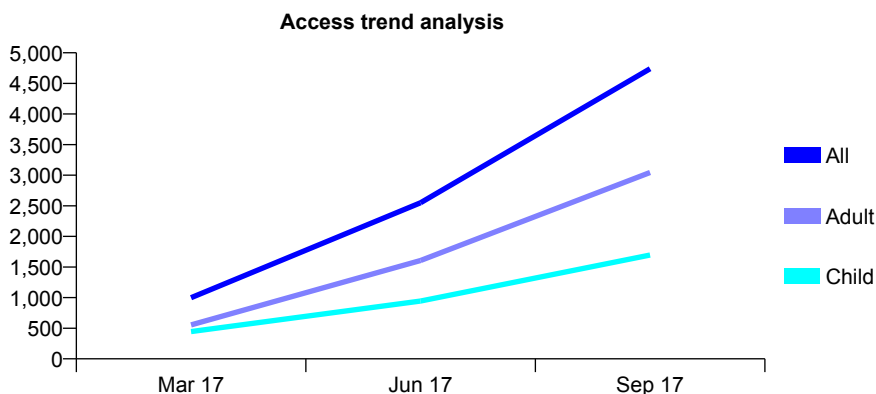
Q54 - Vital Signs At a Glance Contract Report for 100267/0000 - September 2017

Name or company name	Dudley Road Dental Practice
Contract type name	GDS Contract
Purpose of contract	General
Contract start date	01/02/2017
Contract end date	

17/18 Contracted general activity (UDA)	33,417
Carry forward general activity (UDA)	0
17/18 Contracted orthodontic activity (UOA)	0
Carry forward orthodontic activity (UOA)	0
Baseline contract value	£898,952.50

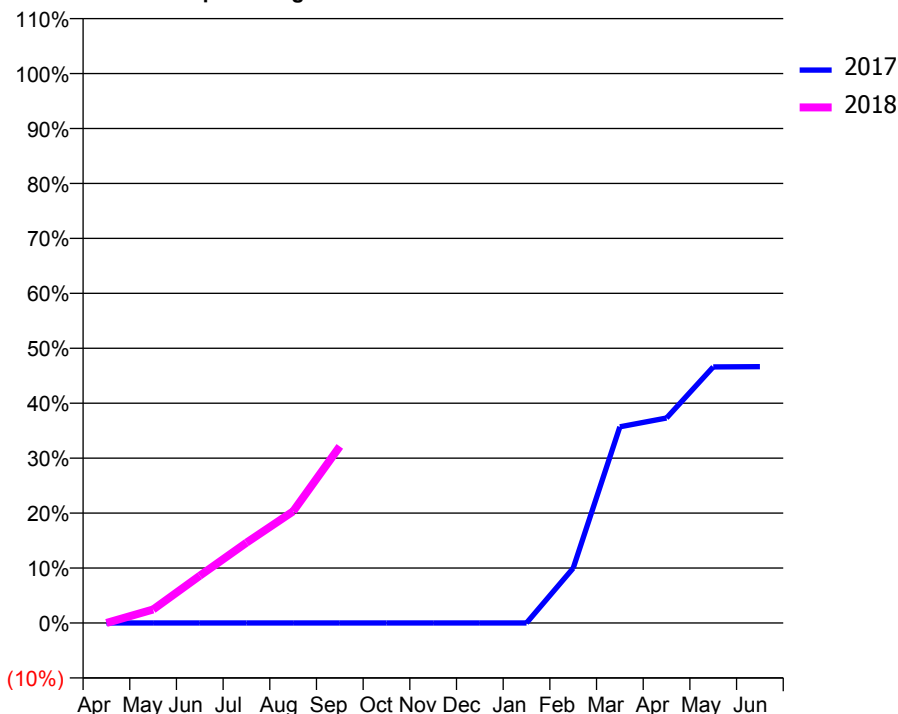
ACCESS*

Patients seen in 24 months	Total	Change since previous quarter
Quarter ending September 2016	0	
Quarter ending December 2016	0	
Quarter ending March 2017	999	
Quarter ending June 2017	2,551	↑
Quarter ending September 2017	4,739	↑
Variance since September 2016	N/A	



ACTIVITY

Cumulative percentage of contracted UDA delivered 2017 & 2018



Month	Adjusted Scheduled Activity (UDA)	
	2017	2018
April	0	0
May	0	826
June	0	2,876
July	0	4,889
August	0	6,790
September	0	10,740
October	0	
November	0	
December	0	
January	0	
February	557	
March	1,989	
April	2,078	
May	2,596	
June	2,599	

QUALITY

	Quantity	Base Number	Contract	AT	Region	England
% of FP17s for the same patient ID Re-attending within 3 months - Children	57	1,493	3.8%	9.9%	11.6%	11.9%
% of FP17s for the same patient ID Re-attending within 3 months - Adults	178	2,955	6.0%	14.7%	15.2%	15.9%
% of FP17s for the same patient ID Re-attending between 3 & 9 months - Children	95	1,493	6.4%	51.5%	59.1%	58.1%
% of FP17s for the same patient ID Re-attending between 3 & 9 months - Adults	137	2,955	4.6%	47.4%	51.7%	50.6%
% of FP17s for Band 1 Urgent Courses	213	4,193	5.1%	8.1%	8.0%	9.1%
% of FP17s Relating to Free Repair or Replacements	13	4,193	0.3%	0.7%	0.8%	0.8%
% of FP17s Relating to Continuations	21	4,193	0.5%	0.8%	1.0%	1.1%
% of Patients satisfied with the dentistry they have received	0	1	N/A	91.3%	91.5%	91.4%
% of Patients satisfied with the time they had to wait for an appointment	1	1	N/A	90.2%	88.2%	87.7%

* This is based on patients treated on this contract for their most recent course of treatment. Figures in italics indicate the base number of FP17s or Patient Questionnaire responses are less than 100. N/A is shown where the base number of responses is less than 10 during the period. % is calculated as Quantity/Base number*100

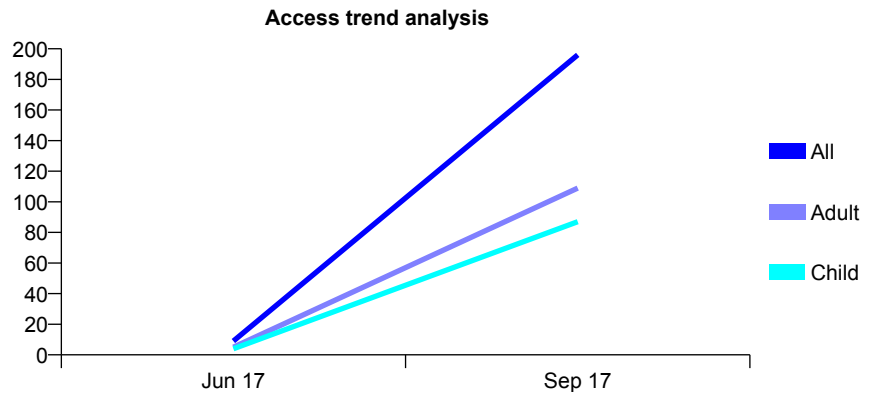
Q54 - Vital Signs At a Glance Contract Report for 100398/0000 - September 2017

Name or company name	Ashleigh Dental Practice
Contract type name	GDS Contract
Purpose of contract	General
Contract start date	01/06/2017
Contract end date	

17/18 Contracted general activity (UDA)	1,667
Carry forward general activity (UDA)	0
17/18 Contracted orthodontic activity (UOA)	0
Carry forward orthodontic activity (UOA)	0
Baseline contract value	£38,348.92

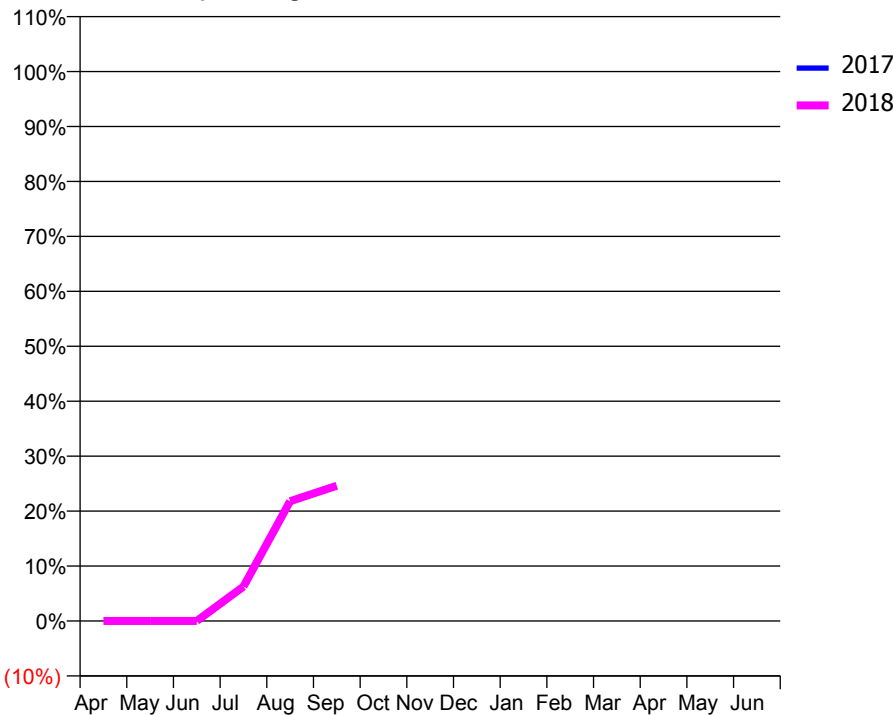
ACCESS*

Patients seen in 24 months	Total	Change since previous quarter
Quarter ending September 2016	0	
Quarter ending December 2016	0	
Quarter ending March 2017	0	
Quarter ending June 2017	9	↑
Quarter ending September 2017	196	↑
Variance since September 2016	N/A	



ACTIVITY

Cumulative percentage of contracted UDA delivered 2017 & 2018



Month	Adjusted Scheduled Activity (UDA)	
	2017	2018
April	0	0
May	0	0
June	0	0
July	0	105
August	0	363
September	0	410
October	0	
November	0	
December	0	
January	0	
February	0	
March	0	
April	0	
May	0	
June	0	

QUALITY

	Quantity	Base Number	Contract	AT	Region	England
% of FP17s for the same patient ID Re-attending within 3 months - Children	0	73	0.0%	9.9%	11.6%	11.9%
% of FP17s for the same patient ID Re-attending within 3 months - Adults	4	114	3.5%	14.7%	15.2%	15.9%
% of FP17s for the same patient ID Re-attending between 3 & 9 months - Children	0	73	0.0%	51.5%	59.1%	58.1%
% of FP17s for the same patient ID Re-attending between 3 & 9 months - Adults	0	114	0.0%	47.4%	51.7%	50.6%
% of FP17s for Band 1 Urgent Courses	12	187	6.4%	8.1%	8.0%	9.1%
% of FP17s Relating to Free Repair or Replacements	0	187	0.0%	0.7%	0.8%	0.8%
% of FP17s Relating to Continuations	0	187	0.0%	0.8%	1.0%	1.1%
% of Patients satisfied with the dentistry they have received	0	0	N/A	91.3%	91.5%	91.4%
% of Patients satisfied with the time they had to wait for an appointment	0	0	N/A	90.2%	88.2%	87.7%

* This is based on patients treated on this contract for their most recent course of treatment. Figures in italics indicate the base number of FP17s or Patient Questionnaire responses are less than 100. N/A is shown where the base number of responses is less than 10 during the period. % is calculated as Quantity/Base number*100

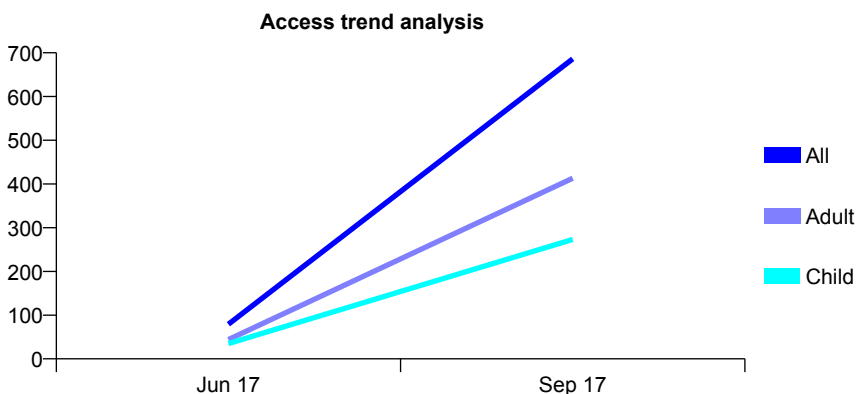
Q54 - Vital Signs At a Glance Contract Report for 100400/0000 - September 2017

Name or company name	Priory Dental Practice
Contract type name	GDS Contract
Purpose of contract	General
Contract start date	01/05/2017
Contract end date	

17/18 Contracted general activity (UDA)	2,750
Carry forward general activity (UDA)	0
17/18 Contracted orthodontic activity (UOA)	0
Carry forward orthodontic activity (UOA)	0
Baseline contract value	£64,805.45

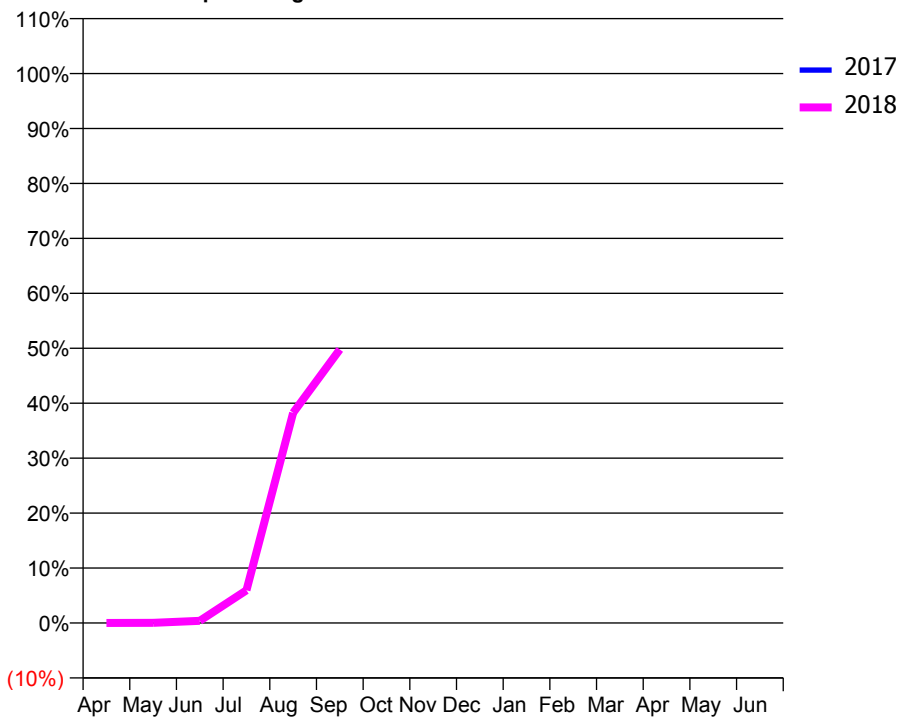
ACCESS*

Patients seen in 24 months	Total	Change since previous quarter
Quarter ending September 2016	0	
Quarter ending December 2016	0	
Quarter ending March 2017	0	
Quarter ending June 2017	79	↑
Quarter ending September 2017	686	↑
Variance since September 2016	N/A	



ACTIVITY

Cumulative percentage of contracted UDA delivered 2017 & 2018



Adjusted Scheduled Activity (UDA)

Month	2017	2018
April	0	0
May	0	1
June	0	11
July	0	164
August	0	1,052
September	0	1,369
October	0	
November	0	
December	0	
January	0	
February	0	
March	0	
April	0	
May	0	
June	0	

QUALITY

	Quantity	Base Number	Contract	AT	Region	England
% of FP17s for the same patient ID Re-attending within 3 months - Children	6	254	2.4%	9.9%	11.6%	11.9%
% of FP17s for the same patient ID Re-attending within 3 months - Adults	23	405	5.7%	14.7%	15.2%	15.9%
% of FP17s for the same patient ID Re-attending between 3 & 9 months - Children	1	254	0.4%	51.5%	59.1%	58.1%
% of FP17s for the same patient ID Re-attending between 3 & 9 months - Adults	0	405	0.0%	47.4%	51.7%	50.6%
% of FP17s for Band 1 Urgent Courses	61	659	9.3%	8.1%	8.0%	9.1%
% of FP17s Relating to Free Repair or Replacements	3	659	0.5%	0.7%	0.8%	0.8%
% of FP17s Relating to Continuations	0	659	0.0%	0.8%	1.0%	1.1%
% of Patients satisfied with the dentistry they have received	1	1	N/A	91.3%	91.5%	91.4%
% of Patients satisfied with the time they had to wait for an appointment	1	1	N/A	90.2%	88.2%	87.7%

* This is based on patients treated on this contract for their most recent course of treatment. Figures in italics indicate the base number of FP17s or Patient Questionnaire responses are less than 100. N/A is shown where the base number of responses is less than 10 during the period. % is calculated as Quantity/Base number*100

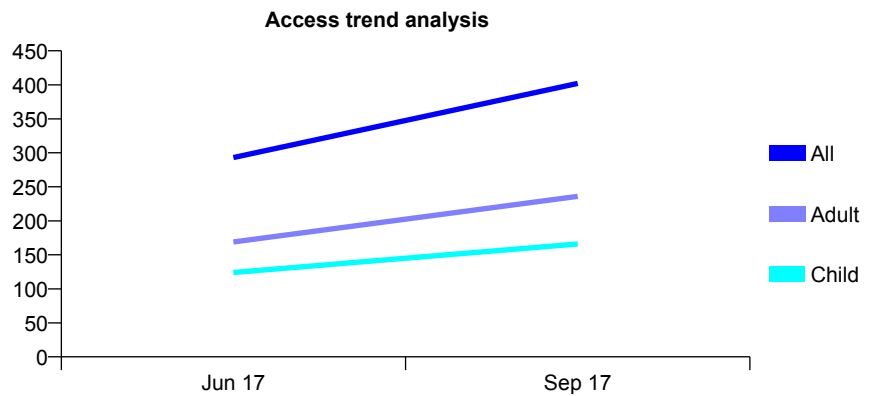
Q54 - Vital Signs At a Glance Contract Report for 100404/0000 - September 2017

Name or company name	New Road Dental Practice
Contract type name	GDS Contract
Purpose of contract	General
Contract start date	01/05/2017
Contract end date	

17/18 Contracted general activity (UDA)	1,833
Carry forward general activity (UDA)	0
17/18 Contracted orthodontic activity (UOA)	0
Carry forward orthodontic activity (UOA)	0
Baseline contract value	£25,365.91

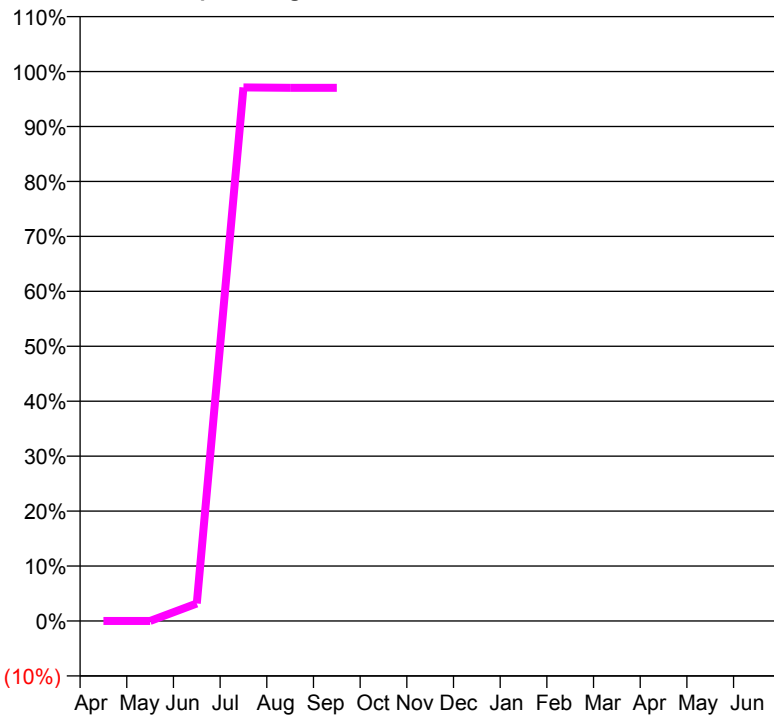
ACCESS*

Patients seen in 24 months	Total	Change since previous quarter
Quarter ending September 2016	0	
Quarter ending December 2016	0	
Quarter ending March 2017	0	
Quarter ending June 2017	293	↑
Quarter ending September 2017	402	↑
Variance since September 2016	N/A	



ACTIVITY

Cumulative percentage of contracted UDA delivered 2017 & 2018



Month	Adjusted Scheduled Activity (UDA)	
	2017	2018
April	0	0
May	0	0
June	0	58
July	0	1,780
August	0	1,779
September	0	1,779
October	0	
November	0	
December	0	
January	0	
February	0	
March	0	
April	0	
May	0	
June	0	

QUALITY

	Quantity	Base Number	Contract	AT	Region	England
% of FP17s for the same patient ID Re-attending within 3 months - Children	3	189	1.6%	9.9%	11.6%	11.9%
% of FP17s for the same patient ID Re-attending within 3 months - Adults	7	296	2.4%	14.7%	15.2%	15.9%
% of FP17s for the same patient ID Re-attending between 3 & 9 months - Children	0	189	0.0%	51.5%	59.1%	58.1%
% of FP17s for the same patient ID Re-attending between 3 & 9 months - Adults	0	296	0.0%	47.4%	51.7%	50.6%
% of FP17s for Band 1 Urgent Courses	43	485	8.9%	8.1%	8.0%	9.1%
% of FP17s Relating to Free Repair or Replacements	1	485	0.2%	0.7%	0.8%	0.8%
% of FP17s Relating to Continuations	3	485	0.6%	0.8%	1.0%	1.1%
% of Patients satisfied with the dentistry they have received	1	1	N/A	91.3%	91.5%	91.4%
% of Patients satisfied with the time they had to wait for an appointment	1	1	N/A	90.2%	88.2%	87.7%

* This is based on patients treated on this contract for their most recent course of treatment. Figures in italics indicate the base number of FP17s or Patient Questionnaire responses are less than 100. N/A is shown where the base number of responses is less than 10 during the period. % is calculated as Quantity/Base number*100

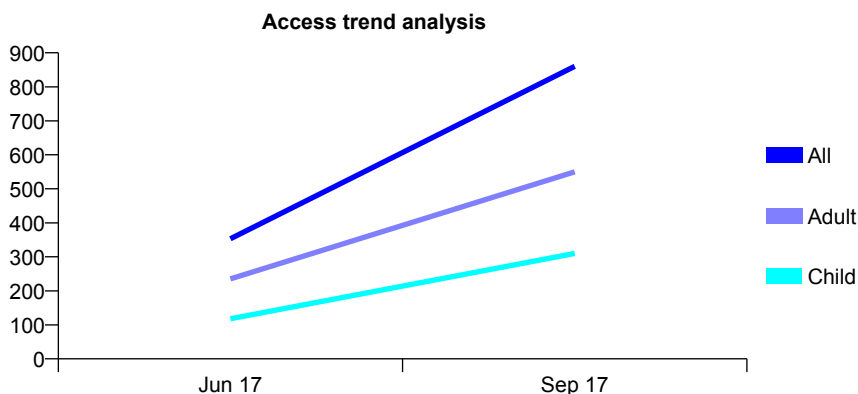
Q54 - Vital Signs At a Glance Contract Report for 100405/0000 - September 2017

Name or company name	MR S KUMAR
Contract type name	GDS Contract
Purpose of contract	General
Contract start date	01/04/2017
Contract end date	

17/18 Contracted general activity (UDA)	6,000
Carry forward general activity (UDA)	0
17/18 Contracted orthodontic activity (UOA)	0
Carry forward orthodontic activity (UOA)	0
Baseline contract value	£130,470.60

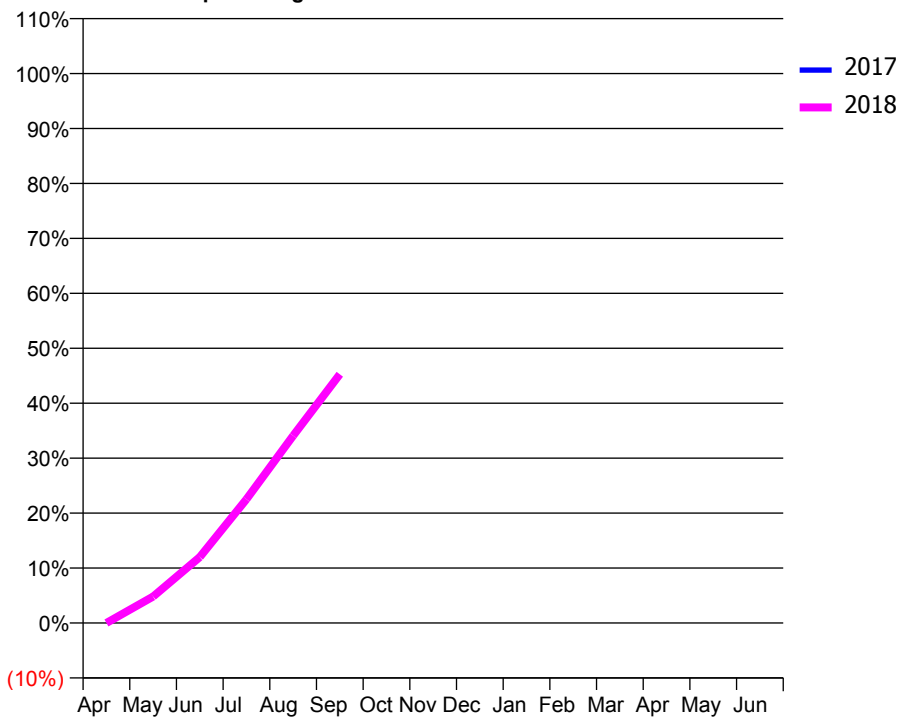
ACCESS*

Patients seen in 24 months	Total	Change since previous quarter
Quarter ending September 2016	0	
Quarter ending December 2016	0	
Quarter ending March 2017	0	
Quarter ending June 2017	353	↑
Quarter ending September 2017	860	↑
Variance since September 2016	N/A	



ACTIVITY

Cumulative percentage of contracted UDA delivered 2017 & 2018



Month	Adjusted Scheduled Activity (UDA)	
	2017	2018
April	0	0
May	0	288
June	0	720
July	0	1,352
August	0	2,045
September	0	2,716
October	0	
November	0	
December	0	
January	0	
February	0	
March	0	
April	0	
May	0	
June	0	

QUALITY

	Quantity	Base Number	Contract	AT	Region	England
% of FP17s for the same patient ID Re-attending within 3 months - Children	5	314	1.6%	9.9%	11.6%	11.9%
% of FP17s for the same patient ID Re-attending within 3 months - Adults	44	587	7.5%	14.7%	15.2%	15.9%
% of FP17s for the same patient ID Re-attending between 3 & 9 months - Children	8	314	2.5%	51.5%	59.1%	58.1%
% of FP17s for the same patient ID Re-attending between 3 & 9 months - Adults	16	587	2.7%	47.4%	51.7%	50.6%
% of FP17s for Band 1 Urgent Courses	25	901	2.8%	8.1%	8.0%	9.1%
% of FP17s Relating to Free Repair or Replacements	14	901	1.6%	0.7%	0.8%	0.8%
% of FP17s Relating to Continuations	9	901	1.0%	0.8%	1.0%	1.1%
% of Patients satisfied with the dentistry they have received	0	0	N/A	91.3%	91.5%	91.4%
% of Patients satisfied with the time they had to wait for an appointment	0	0	N/A	90.2%	88.2%	87.7%

* This is based on patients treated on this contract for their most recent course of treatment. Figures in italics indicate the base number of FP17s or Patient Questionnaire responses are less than 100. N/A is shown where the base number of responses is less than 10 during the period. % is calculated as Quantity/Base number*100

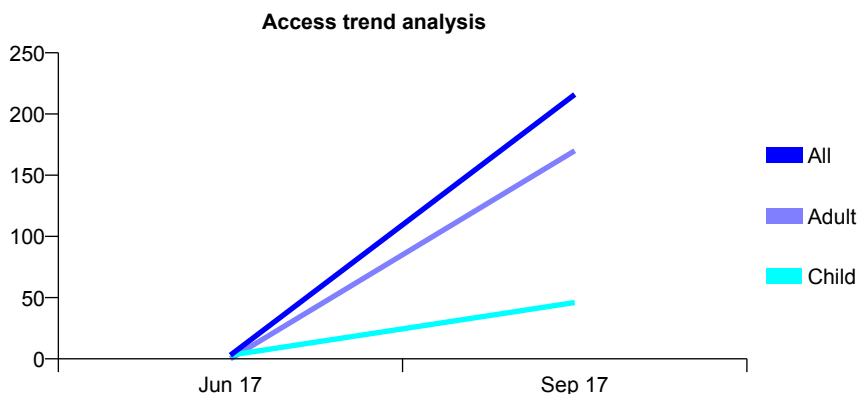
Q54 - Vital Signs At a Glance Contract Report for 100419/0000 - September 2017

Name or company name	MR AA DUGGAL
Contract type name	GDS Contract
Purpose of contract	General
Contract start date	01/05/2017
Contract end date	

17/18 Contracted general activity (UDA)	1,833
Carry forward general activity (UDA)	0
17/18 Contracted orthodontic activity (UOA)	0
Carry forward orthodontic activity (UOA)	0
Baseline contract value	£42,146.72

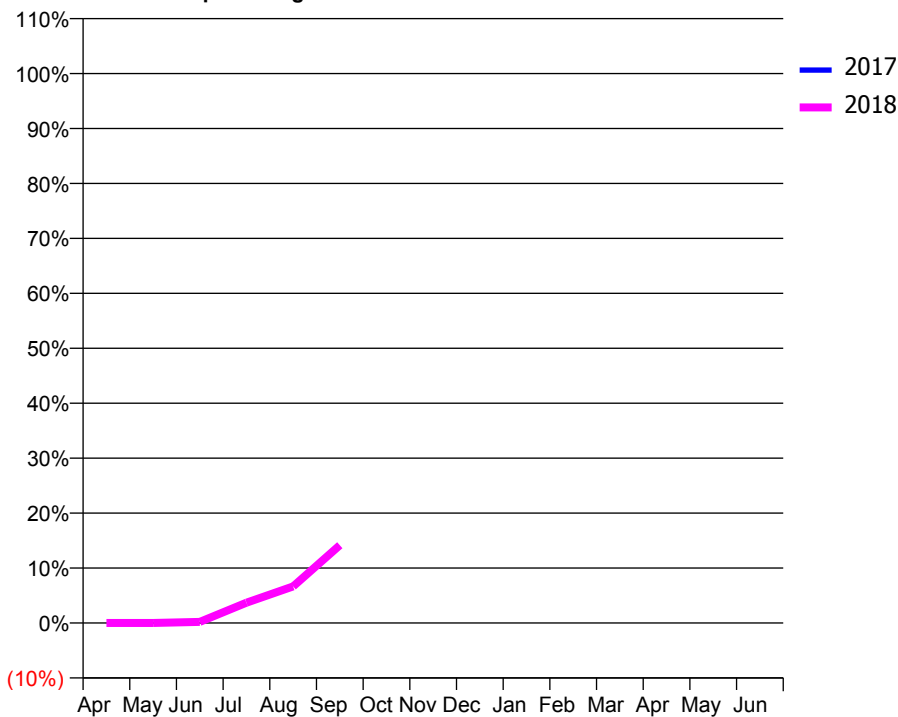
ACCESS*

Patients seen in 24 months	Total	Change since previous quarter
Quarter ending September 2016	0	
Quarter ending December 2016	0	
Quarter ending March 2017	0	
Quarter ending June 2017	3	↑
Quarter ending September 2017	216	↑
Variance since September 2016	N/A	



ACTIVITY

Cumulative percentage of contracted UDA delivered 2017 & 2018



Adjusted Scheduled Activity (UDA)

Month	2017	2018
April	0	0
May	0	0
June	0	4
July	0	68
August	0	122
September	0	259
October	0	
November	0	
December	0	
January	0	
February	0	
March	0	
April	0	
May	0	
June	0	

QUALITY

	Quantity	Base Number	Contract	AT	Region	England
% of FP17s for the same patient ID Re-attending within 3 months - Children	1	47	2.1%	9.9%	11.6%	11.9%
% of FP17s for the same patient ID Re-attending within 3 months - Adults	1	161	0.6%	14.7%	15.2%	15.9%
% of FP17s for the same patient ID Re-attending between 3 & 9 months - Children	0	47	0.0%	51.5%	59.1%	58.1%
% of FP17s for the same patient ID Re-attending between 3 & 9 months - Adults	3	161	1.9%	47.4%	51.7%	50.6%
% of FP17s for Band 1 Urgent Courses	2	208	1.0%	8.1%	8.0%	9.1%
% of FP17s Relating to Free Repair or Replacements	0	208	0.0%	0.7%	0.8%	0.8%
% of FP17s Relating to Continuations	0	208	0.0%	0.8%	1.0%	1.1%
% of Patients satisfied with the dentistry they have received	0	0	N/A	91.3%	91.5%	91.4%
% of Patients satisfied with the time they had to wait for an appointment	0	0	N/A	90.2%	88.2%	87.7%

* This is based on patients treated on this contract for their most recent course of treatment. Figures in italics indicate the base number of FP17s or Patient Questionnaire responses are less than 100. N/A is shown where the base number of responses is less than 10 during the period. % is calculated as Quantity/Base number*100

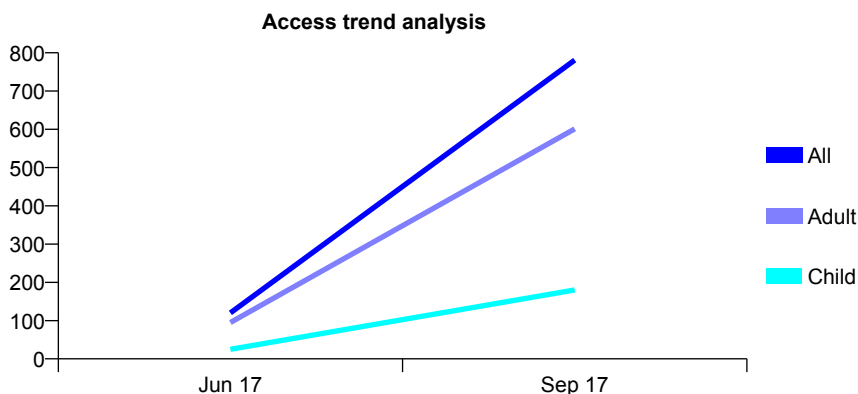
Q54 - Vital Signs At a Glance Contract Report for 100459/0000 - September 2017

Name or company name	Richmond House Dental Practice
Contract type name	GDS Contract
Purpose of contract	General and Orthodontic
Contract start date	01/06/2017
Contract end date	

17/18 Contracted general activity (UDA)	7,432
Carry forward general activity (UDA)	0
17/18 Contracted orthodontic activity (UOA)	75
Carry forward orthodontic activity (UOA)	0
Baseline contract value	£221,287.54

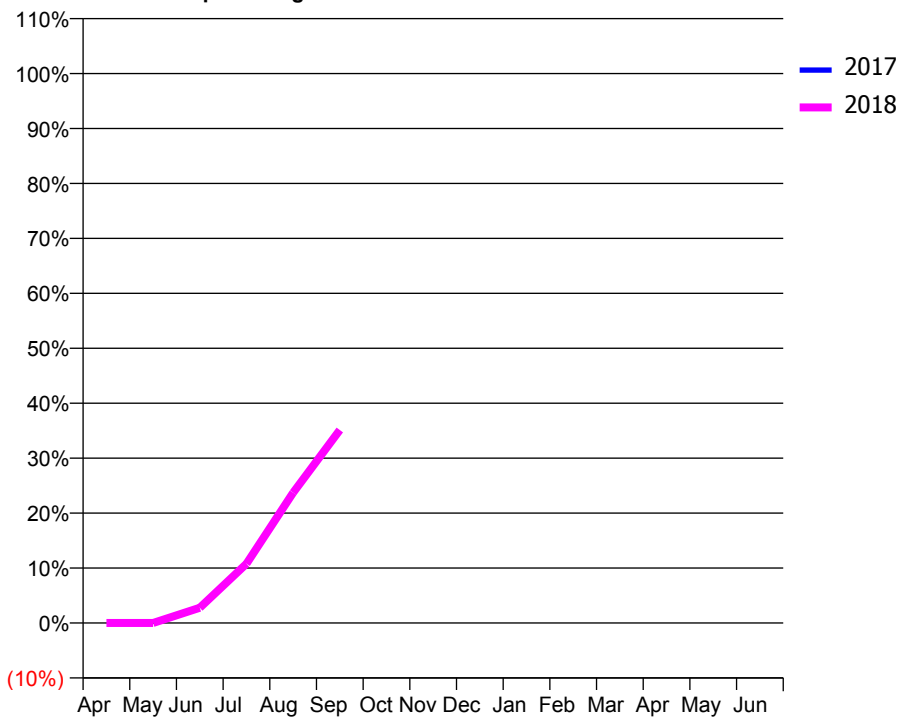
ACCESS*

Patients seen in 24 months	Total	Change since previous quarter
Quarter ending September 2016	0	
Quarter ending December 2016	0	
Quarter ending March 2017	0	
Quarter ending June 2017	120	↑
Quarter ending September 2017	781	↑
Variance since September 2016	N/A	



ACTIVITY

Cumulative percentage of contracted UDA delivered 2017 & 2018



Month	Adjusted Scheduled Activity (UDA)	
	2017	2018
April	0	0
May	0	0
June	0	206
July	0	802
August	0	1,763
September	0	2,610
October	0	
November	0	
December	0	
January	0	
February	0	
March	0	
April	0	
May	0	
June	0	

QUALITY

	Quantity	Base Number	Contract	AT	Region	England
% of FP17s for the same patient ID Re-attending within 3 months - Children	14	217	6.5%	9.9%	11.6%	11.9%
% of FP17s for the same patient ID Re-attending within 3 months - Adults	76	646	11.8%	14.7%	15.2%	15.9%
% of FP17s for the same patient ID Re-attending between 3 & 9 months - Children	2	217	0.9%	51.5%	59.1%	58.1%
% of FP17s for the same patient ID Re-attending between 3 & 9 months - Adults	4	646	0.6%	47.4%	51.7%	50.6%
% of FP17s for Band 1 Urgent Courses	106	831	12.8%	8.1%	8.0%	9.1%
% of FP17s Relating to Free Repair or Replacements	7	831	0.8%	0.7%	0.8%	0.8%
% of FP17s Relating to Continuations	3	831	0.4%	0.8%	1.0%	1.1%
% of Patients satisfied with the dentistry they have received	0	0	N/A	91.3%	91.5%	91.4%
% of Patients satisfied with the time they had to wait for an appointment	0	0	N/A	90.2%	88.2%	87.7%

* This is based on patients treated on this contract for their most recent course of treatment. Figures in italics indicate the base number of FP17s or Patient Questionnaire responses are less than 100. N/A is shown where the base number of responses is less than 10 during the period. % is calculated as Quantity/Base number*100

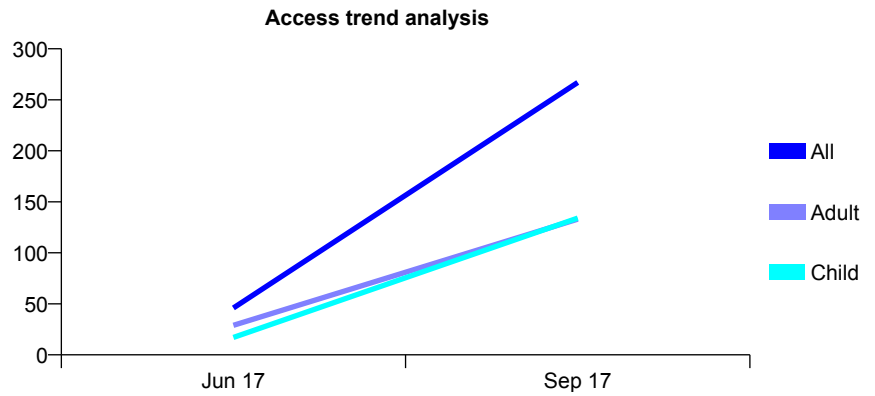
Q54 - Vital Signs At a Glance Contract Report for 100463/0000 - September 2017

Name or company name	MR SB MAHALEKAM
Contract type name	GDS Contract
Purpose of contract	General
Contract start date	01/05/2017
Contract end date	

17/18 Contracted general activity (UDA)	1,833
Carry forward general activity (UDA)	0
17/18 Contracted orthodontic activity (UOA)	0
Carry forward orthodontic activity (UOA)	0
Baseline contract value	£23,882.52

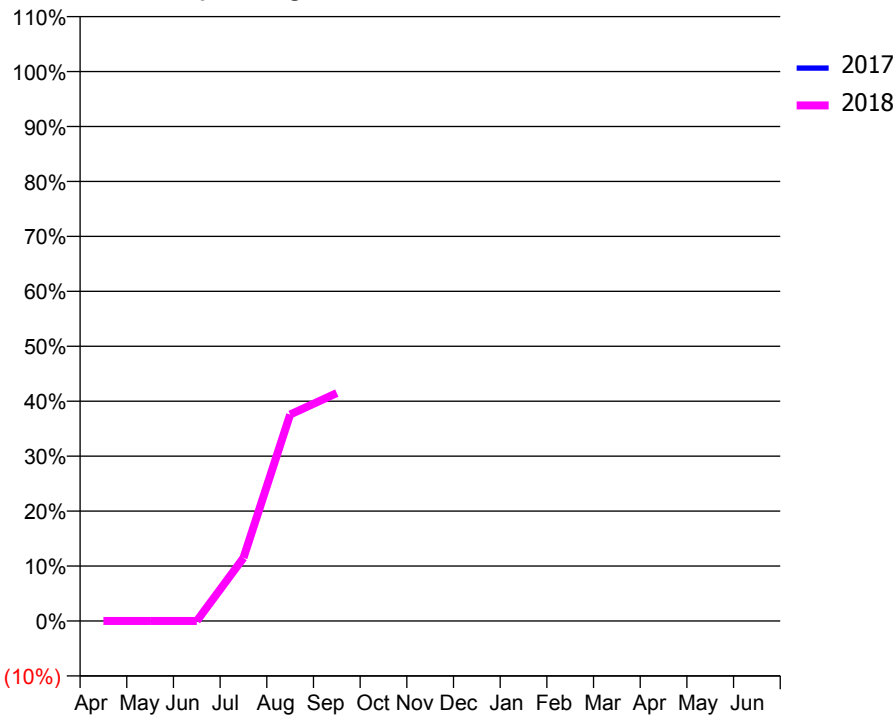
ACCESS*

Patients seen in 24 months	Total	Change since previous quarter
Quarter ending September 2016	0	
Quarter ending December 2016	0	
Quarter ending March 2017	0	
Quarter ending June 2017	46	↑
Quarter ending September 2017	267	↑
Variance since September 2016	N/A	



ACTIVITY

Cumulative percentage of contracted UDA delivered 2017 & 2018



Month	Adjusted Scheduled Activity (UDA)	
	2017	2018
April	0	0
May	0	0
June	0	0
July	0	211
August	0	689
September	0	760
October	0	
November	0	
December	0	
January	0	
February	0	
March	0	
April	0	
May	0	
June	0	

QUALITY

	Quantity	Base Number	Contract	AT	Region	England
% of FP17s for the same patient ID Re-attending within 3 months - Children	1	138	0.7%	9.9%	11.6%	11.9%
% of FP17s for the same patient ID Re-attending within 3 months - Adults	2	162	1.2%	14.7%	15.2%	15.9%
% of FP17s for the same patient ID Re-attending between 3 & 9 months - Children	0	138	0.0%	51.5%	59.1%	58.1%
% of FP17s for the same patient ID Re-attending between 3 & 9 months - Adults	0	162	0.0%	47.4%	51.7%	50.6%
% of FP17s for Band 1 Urgent Courses	31	300	10.3%	8.1%	8.0%	9.1%
% of FP17s Relating to Free Repair or Replacements	1	300	0.3%	0.7%	0.8%	0.8%
% of FP17s Relating to Continuations	0	300	0.0%	0.8%	1.0%	1.1%
% of Patients satisfied with the dentistry they have received	1	1	N/A	91.3%	91.5%	91.4%
% of Patients satisfied with the time they had to wait for an appointment	1	1	N/A	90.2%	88.2%	87.7%

* This is based on patients treated on this contract for their most recent course of treatment. Figures in italics indicate the base number of FP17s or Patient Questionnaire responses are less than 100. N/A is shown where the base number of responses is less than 10 during the period. % is calculated as Quantity/Base number*100

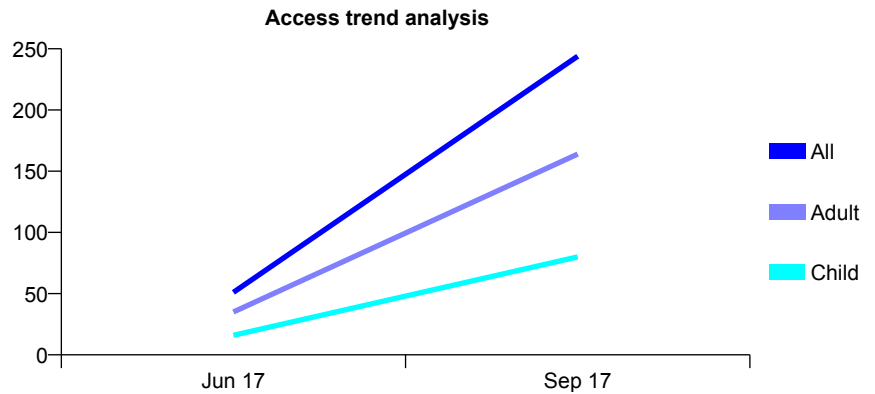
Q54 - Vital Signs At a Glance Contract Report for 100465/0000 - September 2017

Name or company name	MR KS GILL
Contract type name	GDS Contract
Purpose of contract	General
Contract start date	01/05/2017
Contract end date	

17/18 Contracted general activity (UDA)	1,833
Carry forward general activity (UDA)	0
17/18 Contracted orthodontic activity (UOA)	0
Carry forward orthodontic activity (UOA)	0
Baseline contract value	£40,385.20

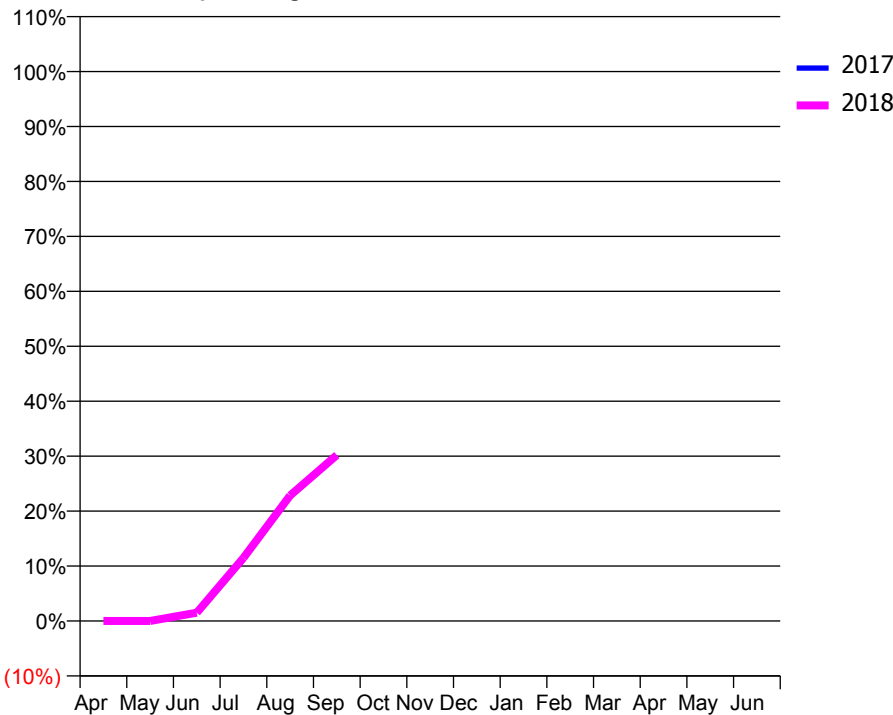
ACCESS*

Patients seen in 24 months	Total	Change since previous quarter
Quarter ending September 2016	0	
Quarter ending December 2016	0	
Quarter ending March 2017	0	
Quarter ending June 2017	51	↑
Quarter ending September 2017	244	↑
Variance since September 2016	N/A	



ACTIVITY

Cumulative percentage of contracted UDA delivered 2017 & 2018



Month	Adjusted Scheduled Activity (UDA)	
	2017	2018
April	0	0
May	0	0
June	0	28
July	0	210
August	0	419
September	0	554
October	0	
November	0	
December	0	
January	0	
February	0	
March	0	
April	0	
May	0	
June	0	

QUALITY

	Quantity	Base Number	Contract	AT	Region	England
% of FP17s for the same patient ID Re-attending within 3 months - Children	0	78	0.0%	9.9%	11.6%	11.9%
% of FP17s for the same patient ID Re-attending within 3 months - Adults	2	172	1.2%	14.7%	15.2%	15.9%
% of FP17s for the same patient ID Re-attending between 3 & 9 months - Children	0	78	0.0%	51.5%	59.1%	58.1%
% of FP17s for the same patient ID Re-attending between 3 & 9 months - Adults	0	172	0.0%	47.4%	51.7%	50.6%
% of FP17s for Band 1 Urgent Courses	8	250	3.2%	8.1%	8.0%	9.1%
% of FP17s Relating to Free Repair or Replacements	1	250	0.4%	0.7%	0.8%	0.8%
% of FP17s Relating to Continuations	0	250	0.0%	0.8%	1.0%	1.1%
% of Patients satisfied with the dentistry they have received	0	0	N/A	91.3%	91.5%	91.4%
% of Patients satisfied with the time they had to wait for an appointment	0	0	N/A	90.2%	88.2%	87.7%

* This is based on patients treated on this contract for their most recent course of treatment. Figures in italics indicate the base number of FP17s or Patient Questionnaire responses are less than 100. N/A is shown where the base number of responses is less than 10 during the period. % is calculated as Quantity/Base number*100

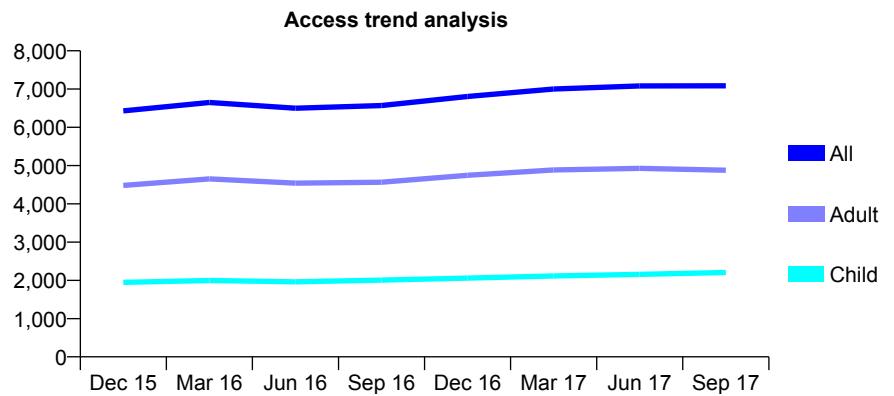
Q54 - Vital Signs At a Glance Contract Report for 101281/0126 - September 2017

Name or company name	OASIS DENTAL CARE LTD
Contract type name	GDS Contract
Purpose of contract	General
Contract start date	01/04/2006
Contract end date	

17/18 Contracted general activity (UDA)	21,700
Carry forward general activity (UDA)	0
17/18 Contracted orthodontic activity (UOA)	0
Carry forward orthodontic activity (UOA)	0
Baseline contract value	£474,741.52

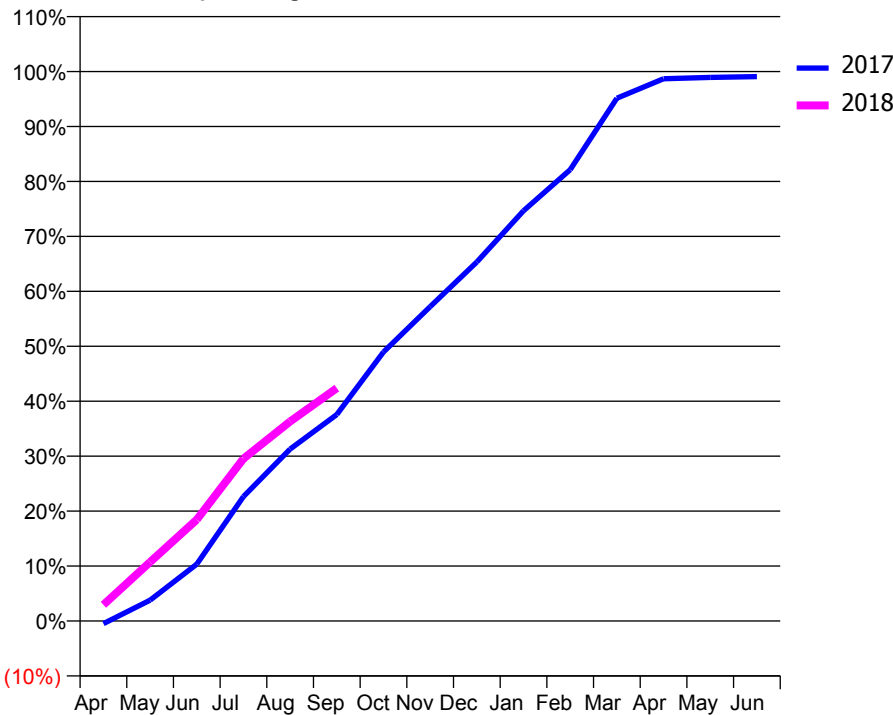
ACCESS*

Patients seen in 24 months	Total	Change since previous quarter
Quarter ending September 2016	6,570	
Quarter ending December 2016	6,806	↑
Quarter ending March 2017	7,000	↑
Quarter ending June 2017	7,082	→
Quarter ending September 2017	7,086	→
Variance since September 2016	7.9%	↑



ACTIVITY

Cumulative percentage of contracted UDA delivered 2017 & 2018



Month	Adjusted Scheduled Activity (UDA)	
	2017	2018
April	-110	638
May	826	2,331
June	2,244	4,004
July	4,916	6,414
August	6,792	7,880
September	8,153	9,198
October	10,623	
November	12,414	
December	14,179	
January	16,202	
February	17,820	
March	20,645	
April	21,413	
May	21,467	
June	21,496	

QUALITY

	Quantity	Base Number	Contract	AT	Region	England
% of FP17s for the same patient ID Re-attending within 3 months - Children	102	1,251	8.2%	9.9%	11.6%	11.9%
% of FP17s for the same patient ID Re-attending within 3 months - Adults	489	2,622	18.6%	14.7%	15.2%	15.9%
% of FP17s for the same patient ID Re-attending between 3 & 9 months - Children	527	1,251	42.1%	51.5%	59.1%	58.1%
% of FP17s for the same patient ID Re-attending between 3 & 9 months - Adults	1,094	2,622	41.7%	47.4%	51.7%	50.6%
% of FP17s for Band 1 Urgent Courses	419	3,598	11.6%	8.1%	8.0%	9.1%
% of FP17s Relating to Free Repair or Replacements	32	3,598	0.9%	0.7%	0.8%	0.8%
% of FP17s Relating to Continuations	48	3,598	1.3%	0.8%	1.0%	1.1%
% of Patients satisfied with the dentistry they have received	4	4	N/A	91.3%	91.5%	91.4%
% of Patients satisfied with the time they had to wait for an appointment	3	4	N/A	90.2%	88.2%	87.7%

* This is based on patients treated on this contract for their most recent course of treatment. Figures in italics indicate the base number of FP17s or Patient Questionnaire responses are less than 100. N/A is shown where the base number of responses is less than 10 during the period. % is calculated as Quantity/Base number*100

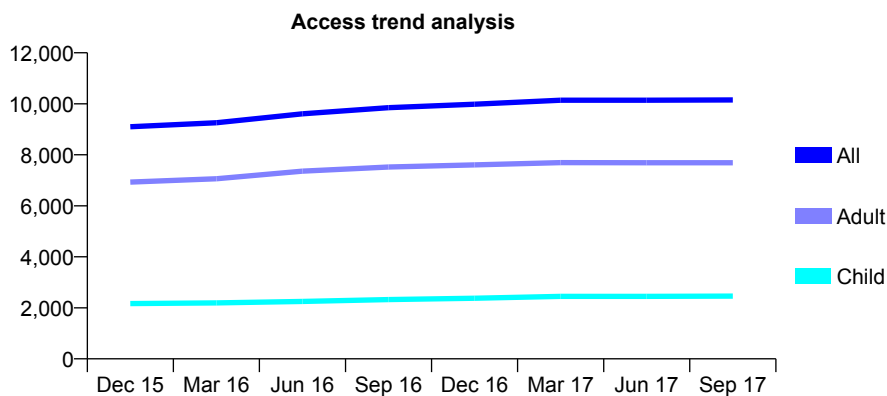
Q54 - Vital Signs At a Glance Contract Report for 101281/0176 - September 2017

Name or company name	OASIS DENTAL CARE LTD
Contract type name	GDS Contract
Purpose of contract	General
Contract start date	27/12/2007
Contract end date	

17/18 Contracted general activity (UDA)	29,000
Carry forward general activity (UDA)	-580
17/18 Contracted orthodontic activity (UOA)	0
Carry forward orthodontic activity (UOA)	0
Baseline contract value	£578,553.96

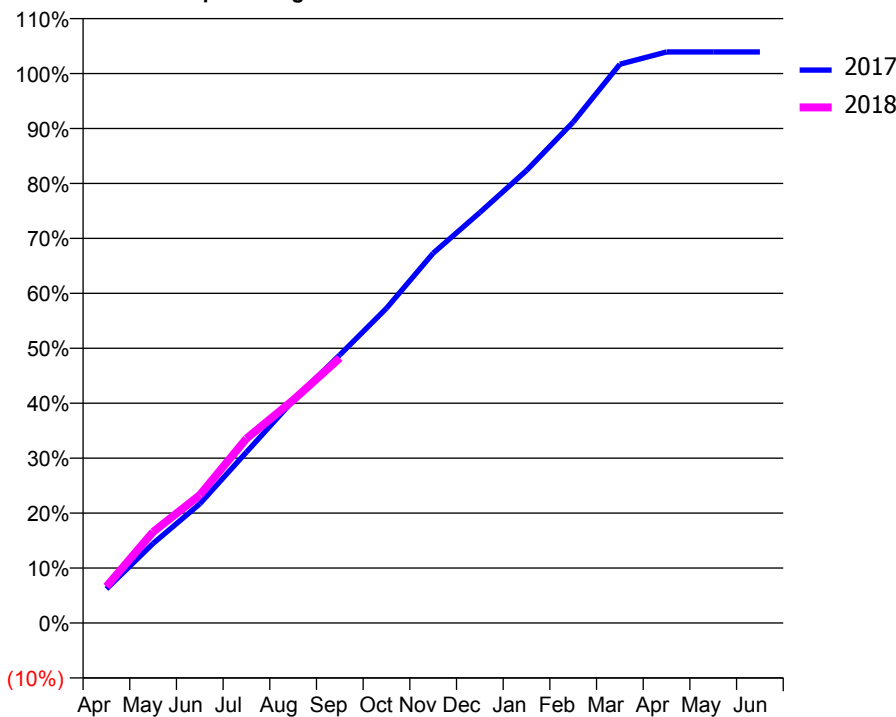
ACCESS*

Patients seen in 24 months	Total	Change since previous quarter
Quarter ending September 2016	9,846	
Quarter ending December 2016	9,982	→
Quarter ending March 2017	10,143	→
Quarter ending June 2017	10,140	→
Quarter ending September 2017	10,151	→
Variance since September 2016	3.1%	↑



ACTIVITY

Cumulative percentage of contracted UDA delivered 2017 & 2018



Month	Adjusted Scheduled Activity (UDA)	
	2017	2018
April	1,801	1,924
May	4,198	4,807
June	6,286	6,755
July	9,016	9,735
August	11,740	11,766
September	14,147	13,989
October	16,615	
November	19,515	
December	21,663	
January	23,879	
February	26,438	
March	29,490	
April	30,137	
May	30,138	
June	30,138	

QUALITY

	Quantity	Base Number	Contract	AT	Region	England
% of FP17s for the same patient ID Re-attending within 3 months - Children	110	1,675	6.6%	9.9%	11.6%	11.9%
% of FP17s for the same patient ID Re-attending within 3 months - Adults	667	4,672	14.3%	14.7%	15.2%	15.9%
% of FP17s for the same patient ID Re-attending between 3 & 9 months - Children	996	1,675	59.5%	51.5%	59.1%	58.1%
% of FP17s for the same patient ID Re-attending between 3 & 9 months - Adults	2,524	4,672	54.0%	47.4%	51.7%	50.6%
% of FP17s for Band 1 Urgent Courses	529	6,039	8.8%	8.1%	8.0%	9.1%
% of FP17s Relating to Free Repair or Replacements	66	6,039	1.1%	0.7%	0.8%	0.8%
% of FP17s Relating to Continuations	75	6,039	1.2%	0.8%	1.0%	1.1%
% of Patients satisfied with the dentistry they have received	19	23	82.6%	91.3%	91.5%	91.4%
% of Patients satisfied with the time they had to wait for an appointment	22	23	95.7%	90.2%	88.2%	87.7%

* This is based on patients treated on this contract for their most recent course of treatment. Figures in italics indicate the base number of FP17s or Patient Questionnaire responses are less than 100. N/A is shown where the base number of responses is less than 10 during the period. % is calculated as Quantity/Base number*100

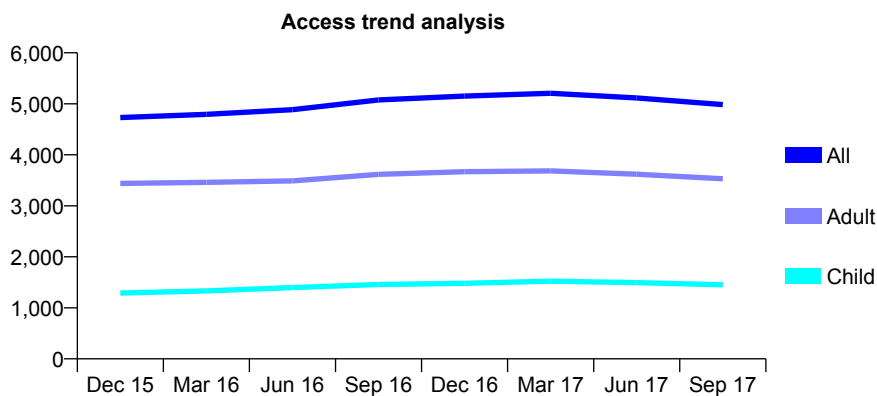
Q54 - Vital Signs At a Glance Contract Report for 101281/0228 - September 2017

Name or company name	OASIS DENTAL CARE LTD
Contract type name	PDS Plus Contract
Purpose of contract	General
Contract start date	24/10/2010
Contract end date	31/10/2020

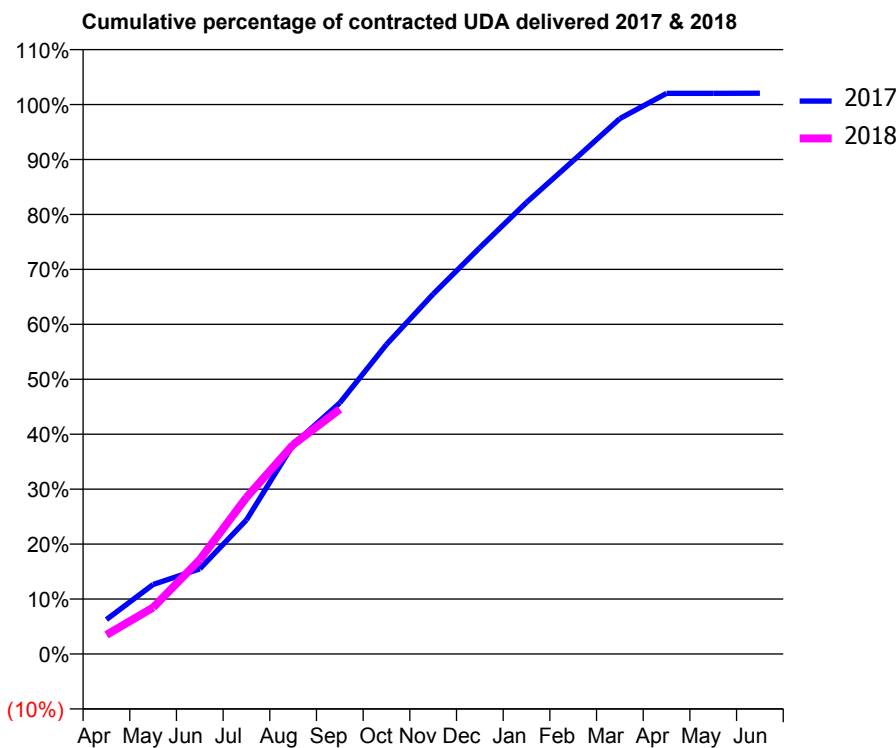
17/18 Contracted general activity (UDA)	14,250
Carry forward general activity (UDA)	0
17/18 Contracted orthodontic activity (UOA)	0
Carry forward orthodontic activity (UOA)	0
Baseline contract value	£219,404.43

ACCESS*

Patients seen in 24 months	Total	Change since previous quarter
Quarter ending September 2016	5,076	
Quarter ending December 2016	5,152	→
Quarter ending March 2017	5,207	→
Quarter ending June 2017	5,114	↓
Quarter ending September 2017	4,985	↓
Variance since September 2016	(1.8%)	↓



ACTIVITY



Month	Adjusted Scheduled Activity (UDA)	
	2017	2018
April	893	498
May	1,803	1,207
June	2,208	2,447
July	3,477	4,060
August	5,430	5,429
September	6,512	6,346
October	8,029	
November	9,335	
December	10,539	
January	11,709	
February	12,793	
March	13,885	
April	14,540	
May	14,539	
June	14,544	

QUALITY

	Quantity	Base Number	Contract	AT	Region	England
% of FP17s for the same patient ID Re-attending within 3 months - Children	82	892	9.2%	9.9%	11.6%	11.9%
% of FP17s for the same patient ID Re-attending within 3 months - Adults	426	2,113	20.2%	14.7%	15.2%	15.9%
% of FP17s for the same patient ID Re-attending between 3 & 9 months - Children	389	892	43.6%	51.5%	59.1%	58.1%
% of FP17s for the same patient ID Re-attending between 3 & 9 months - Adults	768	2,113	36.3%	47.4%	51.7%	50.6%
% of FP17s for Band 1 Urgent Courses	521	2,717	19.2%	8.1%	8.0%	9.1%
% of FP17s Relating to Free Repair or Replacements	15	2,717	0.6%	0.7%	0.8%	0.8%
% of FP17s Relating to Continuations	50	2,717	1.8%	0.8%	1.0%	1.1%
% of Patients satisfied with the dentistry they have received	6	6	N/A	91.3%	91.5%	91.4%
% of Patients satisfied with the time they had to wait for an appointment	5	6	N/A	90.2%	88.2%	87.7%

* This is based on patients treated on this contract for their most recent course of treatment. Figures in italics indicate the base number of FP17s or Patient Questionnaire responses are less than 100. N/A is shown where the base number of responses is less than 10 during the period. % is calculated as Quantity/Base number*100

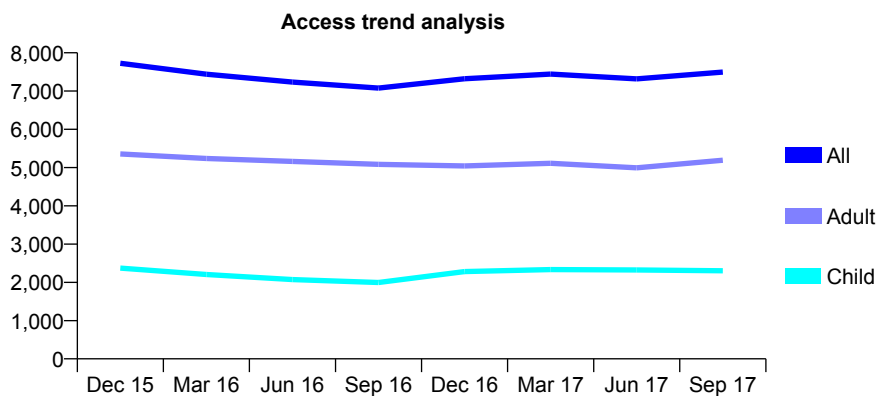
Q54 - Vital Signs At a Glance Contract Report for 101362/0025 - September 2017

Name or company name	Rodericks Dental Limited
Contract type name	GDS Contract
Purpose of contract	General
Contract start date	01/09/2009
Contract end date	

17/18 Contracted general activity (UDA)	20,000
Carry forward general activity (UDA)	0
17/18 Contracted orthodontic activity (UOA)	0
Carry forward orthodontic activity (UOA)	0
Baseline contract value	£498,969.72

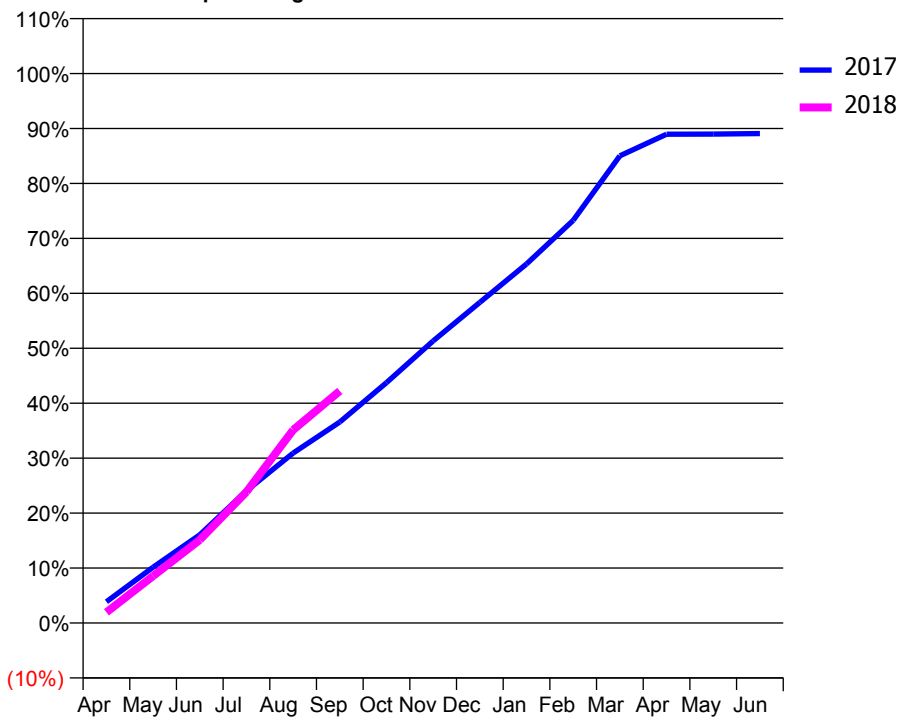
ACCESS*

Patients seen in 24 months	Total	Change since previous quarter
Quarter ending September 2016	7,079	
Quarter ending December 2016	7,323	↑
Quarter ending March 2017	7,445	→
Quarter ending June 2017	7,317	↓
Quarter ending September 2017	7,495	↑
Variance since September 2016	5.9%	↑



ACTIVITY

Cumulative percentage of contracted UDA delivered 2017 & 2018



Month	Adjusted Scheduled Activity (UDA)	
	2017	2018
April	776	392
May	2,033	1,711
June	3,210	3,025
July	4,814	4,771
August	6,186	7,023
September	7,319	8,448
October	8,746	
November	10,267	
December	11,669	
January	13,068	
February	14,656	
March	17,002	
April	17,788	
May	17,793	
June	17,813	

QUALITY

	Quantity	Base Number	Contract	AT	Region	England
% of FP17s for the same patient ID Re-attending within 3 months - Children	97	1,469	6.6%	9.9%	11.6%	11.9%
% of FP17s for the same patient ID Re-attending within 3 months - Adults	686	3,735	18.4%	14.7%	15.2%	15.9%
% of FP17s for the same patient ID Re-attending between 3 & 9 months - Children	772	1,469	52.6%	51.5%	59.1%	58.1%
% of FP17s for the same patient ID Re-attending between 3 & 9 months - Adults	1,716	3,735	45.9%	47.4%	51.7%	50.6%
% of FP17s for Band 1 Urgent Courses	507	4,855	10.4%	8.1%	8.0%	9.1%
% of FP17s Relating to Free Repair or Replacements	56	4,855	1.2%	0.7%	0.8%	0.8%
% of FP17s Relating to Continuations	28	4,855	0.6%	0.8%	1.0%	1.1%
% of Patients satisfied with the dentistry they have received	7	9	N/A	91.3%	91.5%	91.4%
% of Patients satisfied with the time they had to wait for an appointment	8	9	N/A	90.2%	88.2%	87.7%

* This is based on patients treated on this contract for their most recent course of treatment. Figures in italics indicate the base number of FP17s or Patient Questionnaire responses are less than 100. N/A is shown where the base number of responses is less than 10 during the period. % is calculated as Quantity/Base number*100

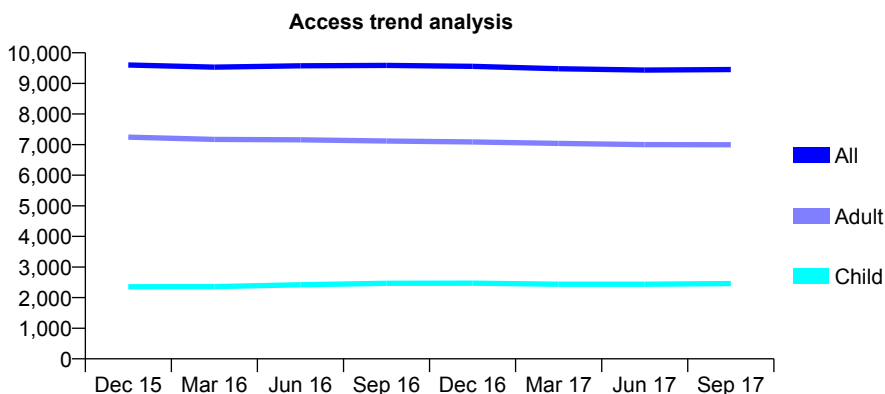
Q54 - Vital Signs At a Glance Contract Report for 101370/0096 - September 2017

Name or company name	Petrie Tucker and Partners Ltd
Contract type name	GDS Contract
Purpose of contract	General and Orthodontic
Contract start date	01/04/2007
Contract end date	

17/18 Contracted general activity (UDA)	27,162
Carry forward general activity (UDA)	0
17/18 Contracted orthodontic activity (UOA)	644
Carry forward orthodontic activity (UOA)	23
Baseline contract value	£709,172.15

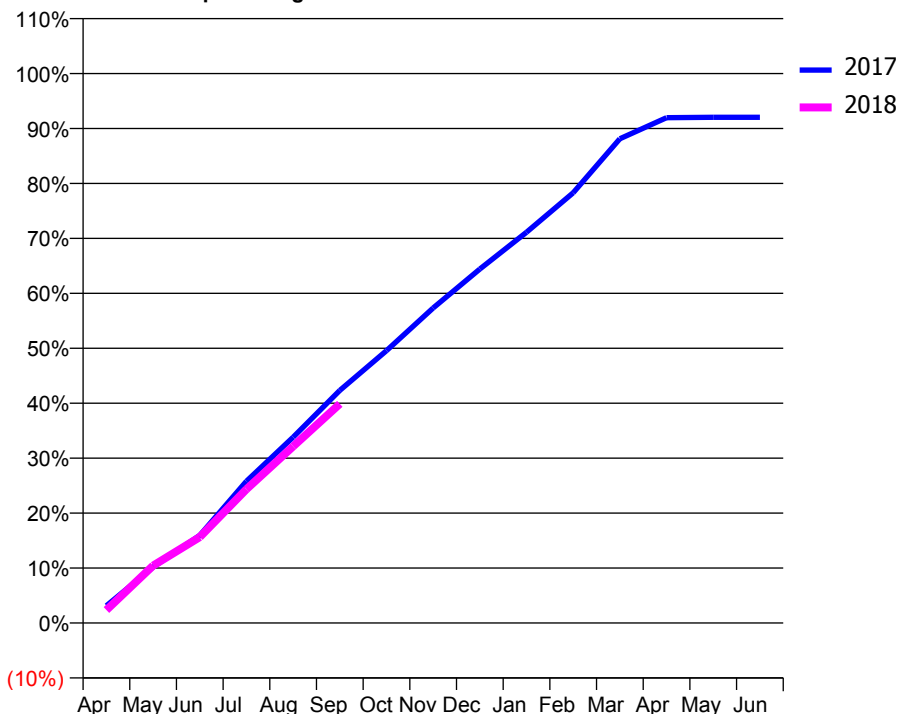
ACCESS*

Patients seen in 24 months	Total	Change since previous quarter
Quarter ending September 2016	9,587	
Quarter ending December 2016	9,557	→
Quarter ending March 2017	9,479	→
Quarter ending June 2017	9,437	→
Quarter ending September 2017	9,452	→
Variance since September 2016	(1.4%)	↓



ACTIVITY

Cumulative percentage of contracted UDA delivered 2017 & 2018



Month	Adjusted Scheduled Activity (UDA)	
	2017	2018
April	853	645
May	2,762	2,836
June	4,335	4,246
July	7,008	6,617
August	9,183	8,732
September	11,502	10,836
October	13,462	
November	15,574	
December	17,494	
January	19,315	
February	21,266	
March	23,937	
April	24,978	
May	24,997	
June	25,000	

QUALITY

	Quantity	Base Number	Contract	AT	Region	England
% of FP17s for the same patient ID Re-attending within 3 months - Children	115	1,595	7.2%	9.9%	11.6%	11.9%
% of FP17s for the same patient ID Re-attending within 3 months - Adults	464	4,195	11.1%	14.7%	15.2%	15.9%
% of FP17s for the same patient ID Re-attending between 3 & 9 months - Children	753	1,595	47.2%	51.5%	59.1%	58.1%
% of FP17s for the same patient ID Re-attending between 3 & 9 months - Adults	1,844	4,195	44.0%	47.4%	51.7%	50.6%
% of FP17s for Band 1 Urgent Courses	186	5,316	3.5%	8.1%	8.0%	9.1%
% of FP17s Relating to Free Repair or Replacements	27	5,316	0.5%	0.7%	0.8%	0.8%
% of FP17s Relating to Continuations	81	5,316	1.5%	0.8%	1.0%	1.1%
% of Patients satisfied with the dentistry they have received	5	7	N/A	91.3%	91.5%	91.4%
% of Patients satisfied with the time they had to wait for an appointment	7	7	N/A	90.2%	88.2%	87.7%

* This is based on patients treated on this contract for their most recent course of treatment. Figures in italics indicate the base number of FP17s or Patient Questionnaire responses are less than 100. N/A is shown where the base number of responses is less than 10 during the period. % is calculated as Quantity/Base number*100

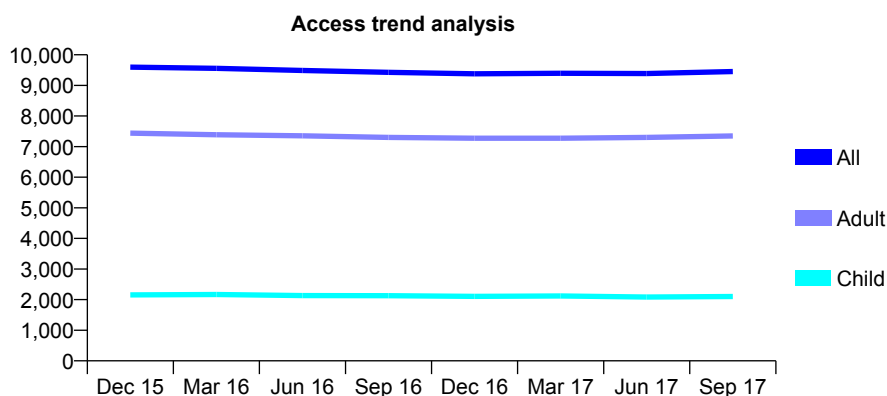
Q54 - Vital Signs At a Glance Contract Report for 101370/0111 - September 2017

Name or company name	Petrie Tucker and Partners Ltd
Contract type name	GDS Contract
Purpose of contract	General
Contract start date	01/01/2009
Contract end date	

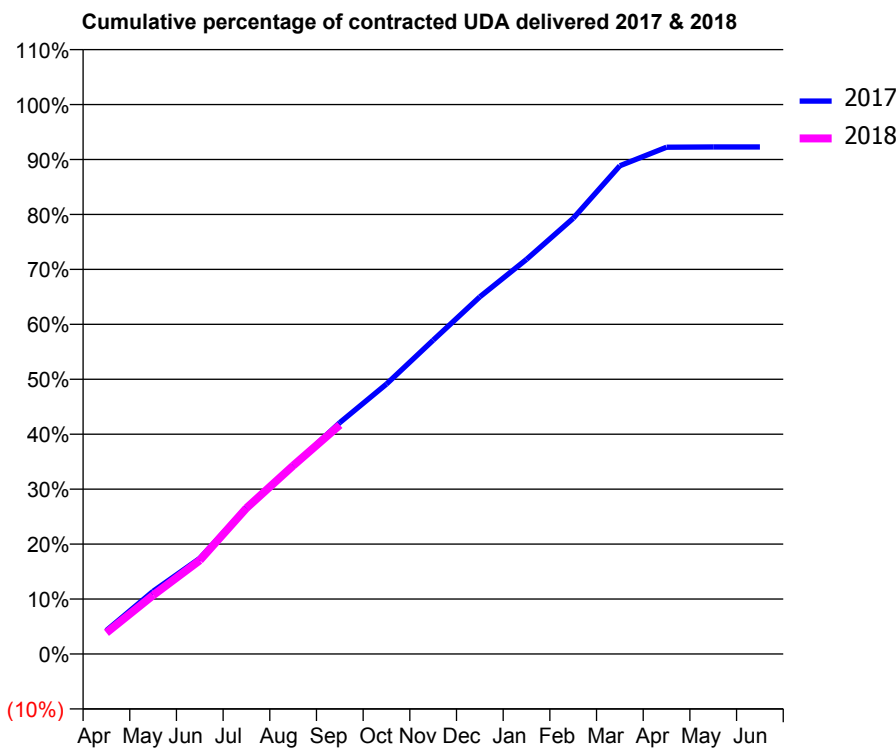
17/18 Contracted general activity (UDA)	29,024
Carry forward general activity (UDA)	0
17/18 Contracted orthodontic activity (UOA)	0
Carry forward orthodontic activity (UOA)	0
Baseline contract value	£695,850.95

ACCESS*

Patients seen in 24 months	Total	Change since previous quarter
Quarter ending September 2016	9,429	
Quarter ending December 2016	9,381	→
Quarter ending March 2017	9,395	→
Quarter ending June 2017	9,388	→
Quarter ending September 2017	9,451	→
Variance since September 2016	0.2%	→



ACTIVITY



Month	Adjusted Scheduled Activity (UDA)	
	2017	2018
April	1,240	1,122
May	3,315	3,101
June	5,054	4,949
July	7,739	7,706
August	9,931	9,946
September	12,225	12,094
October	14,257	
November	16,578	
December	18,865	
January	20,842	
February	23,016	
March	25,787	
April	26,769	
May	26,783	
June	26,783	

QUALITY

	Quantity	Base Number	Contract	AT	Region	England
% of FP17s for the same patient ID Re-attending within 3 months - Children	103	1,629	6.3%	9.9%	11.6%	11.9%
% of FP17s for the same patient ID Re-attending within 3 months - Adults	619	5,212	11.9%	14.7%	15.2%	15.9%
% of FP17s for the same patient ID Re-attending between 3 & 9 months - Children	1,009	1,629	61.9%	51.5%	59.1%	58.1%
% of FP17s for the same patient ID Re-attending between 3 & 9 months - Adults	3,022	5,212	58.0%	47.4%	51.7%	50.6%
% of FP17s for Band 1 Urgent Courses	275	6,358	4.3%	8.1%	8.0%	9.1%
% of FP17s Relating to Free Repair or Replacements	45	6,358	0.7%	0.7%	0.8%	0.8%
% of FP17s Relating to Continuations	196	6,358	3.1%	0.8%	1.0%	1.1%
% of Patients satisfied with the dentistry they have received	18	21	85.7%	91.3%	91.5%	91.4%
% of Patients satisfied with the time they had to wait for an appointment	20	21	95.2%	90.2%	88.2%	87.7%

* This is based on patients treated on this contract for their most recent course of treatment. Figures in italics indicate the base number of FP17s or Patient Questionnaire responses are less than 100. N/A is shown where the base number of responses is less than 10 during the period. % is calculated as Quantity/Base number*100

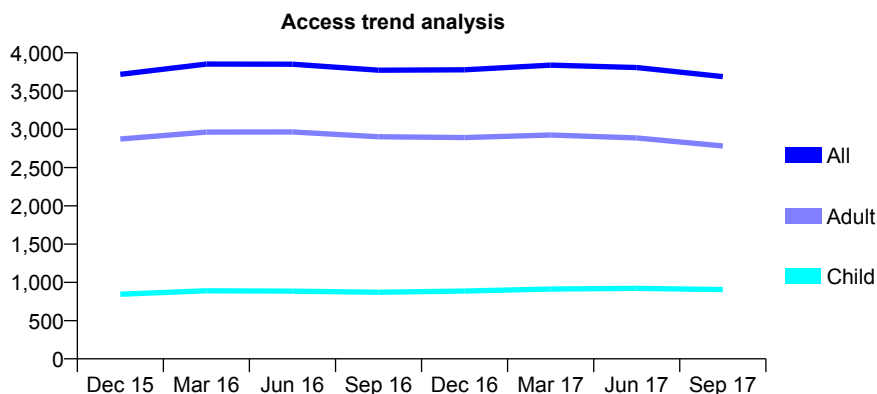
Q54 - Vital Signs At a Glance Contract Report for 102032/0001 - September 2017

Name or company name	Sutton Dental Care
Contract type name	GDS Contract
Purpose of contract	General
Contract start date	01/04/2006
Contract end date	

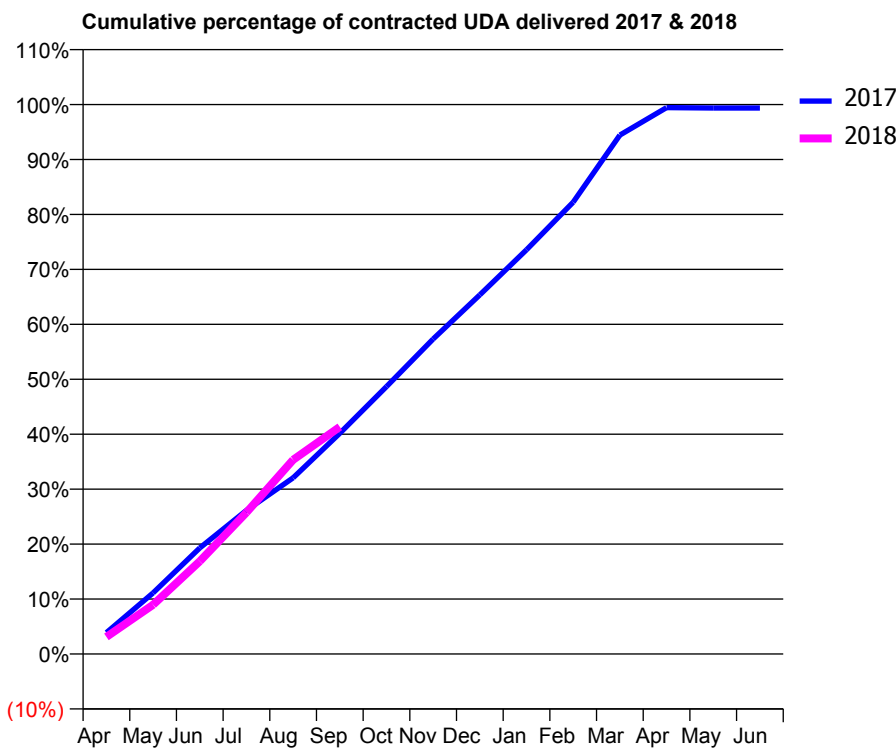
17/18 Contracted general activity (UDA)	7,800
Carry forward general activity (UDA)	50
17/18 Contracted orthodontic activity (UOA)	0
Carry forward orthodontic activity (UOA)	0
Baseline contract value	£263,351.92

ACCESS*

Patients seen in 24 months	Total	Change since previous quarter
Quarter ending September 2016	3,773	
Quarter ending December 2016	3,778	→
Quarter ending March 2017	3,838	→
Quarter ending June 2017	3,808	→
Quarter ending September 2017	3,689	↓
Variance since September 2016	(2.2%)	↓



ACTIVITY



Month	Adjusted Scheduled Activity (UDA)	
	2017	2018
April	304	244
May	868	699
June	1,505	1,317
July	2,040	2,010
August	2,501	2,757
September	3,134	3,224
October	3,797	
November	4,472	
December	5,097	
January	5,738	
February	6,414	
March	7,365	
April	7,755	
May	7,751	
June	7,750	

QUALITY

	Quantity	Base Number	Contract	AT	Region	England
% of FP17s for the same patient ID Re-attending within 3 months - Children	44	680	6.5%	9.9%	11.6%	11.9%
% of FP17s for the same patient ID Re-attending within 3 months - Adults	294	1,971	14.9%	14.7%	15.2%	15.9%
% of FP17s for the same patient ID Re-attending between 3 & 9 months - Children	462	680	67.9%	51.5%	59.1%	58.1%
% of FP17s for the same patient ID Re-attending between 3 & 9 months - Adults	1,300	1,971	66.0%	47.4%	51.7%	50.6%
% of FP17s for Band 1 Urgent Courses	164	2,062	8.0%	8.1%	8.0%	9.1%
% of FP17s Relating to Free Repair or Replacements	12	2,062	0.6%	0.7%	0.8%	0.8%
% of FP17s Relating to Continuations	4	2,062	0.2%	0.8%	1.0%	1.1%
% of Patients satisfied with the dentistry they have received	5	5	N/A	91.3%	91.5%	91.4%
% of Patients satisfied with the time they had to wait for an appointment	5	5	N/A	90.2%	88.2%	87.7%

* This is based on patients treated on this contract for their most recent course of treatment. Figures in italics indicate the base number of FP17s or Patient Questionnaire responses are less than 100. N/A is shown where the base number of responses is less than 10 during the period. % is calculated as Quantity/Base number*100

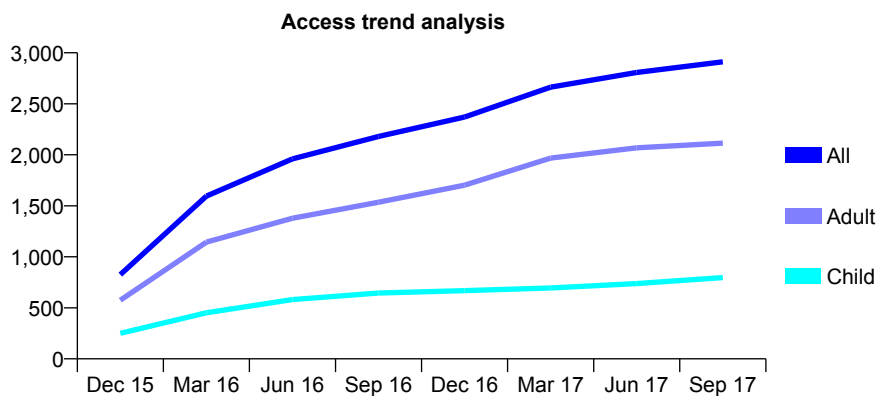
Q54 - Vital Signs At a Glance Contract Report for 104264/0001 - September 2017

Name or company name	High Street Dental Practice
Contract type name	GDS Contract
Purpose of contract	General
Contract start date	01/09/2015
Contract end date	

17/18 Contracted general activity (UDA)	8,128
Carry forward general activity (UDA)	-65
17/18 Contracted orthodontic activity (UOA)	0
Carry forward orthodontic activity (UOA)	0
Baseline contract value	£194,372.04

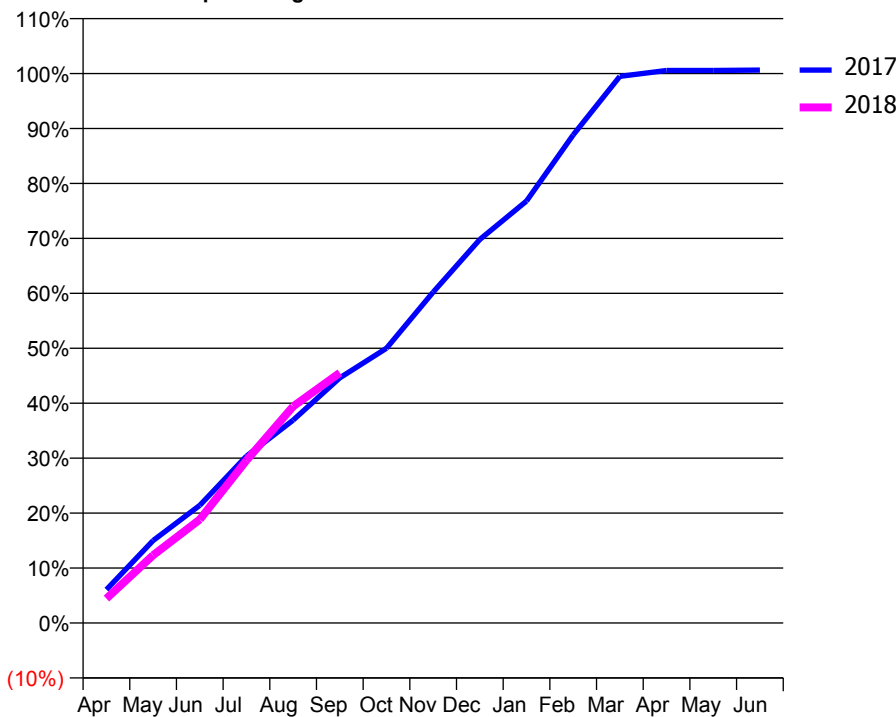
ACCESS*

Patients seen in 24 months	Total	Change since previous quarter
Quarter ending September 2016	2,180	
Quarter ending December 2016	2,371	↑
Quarter ending March 2017	2,663	↑
Quarter ending June 2017	2,807	↑
Quarter ending September 2017	2,912	↑
Variance since September 2016	33.6%	↑



ACTIVITY

Cumulative percentage of contracted UDA delivered 2017 & 2018



Month	Adjusted Scheduled Activity (UDA)	
	2017	2018
April	495	361
May	1,219	1,003
June	1,740	1,531
July	2,468	2,406
August	3,001	3,204
September	3,625	3,701
October	4,064	
November	4,894	
December	5,674	
January	6,241	
February	7,221	
March	8,086	
April	8,173	
May	8,172	
June	8,178	

QUALITY

	Quantity	Base Number	Contract	AT	Region	England
% of FP17s for the same patient ID Re-attending within 3 months - Children	23	562	4.1%	9.9%	11.6%	11.9%
% of FP17s for the same patient ID Re-attending within 3 months - Adults	94	952	9.9%	14.7%	15.2%	15.9%
% of FP17s for the same patient ID Re-attending between 3 & 9 months - Children	290	562	51.6%	51.5%	59.1%	58.1%
% of FP17s for the same patient ID Re-attending between 3 & 9 months - Adults	453	952	47.6%	47.4%	51.7%	50.6%
% of FP17s for Band 1 Urgent Courses	118	1,468	8.0%	8.1%	8.0%	9.1%
% of FP17s Relating to Free Repair or Replacements	7	1,468	0.5%	0.7%	0.8%	0.8%
% of FP17s Relating to Continuations	12	1,468	0.8%	0.8%	1.0%	1.1%
% of Patients satisfied with the dentistry they have received	3	3	N/A	91.3%	91.5%	91.4%
% of Patients satisfied with the time they had to wait for an appointment	3	3	N/A	90.2%	88.2%	87.7%

* This is based on patients treated on this contract for their most recent course of treatment. Figures in italics indicate the base number of FP17s or Patient Questionnaire responses are less than 100. N/A is shown where the base number of responses is less than 10 during the period. % is calculated as Quantity/Base number*100

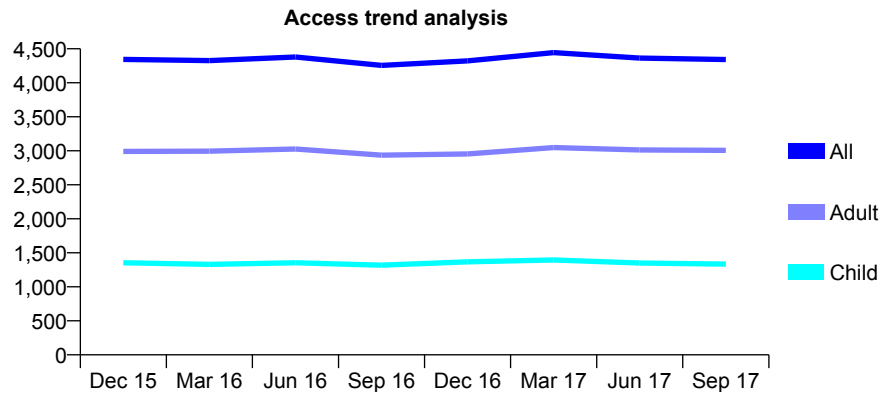
Q54 - Vital Signs At a Glance Contract Report for 106623/0001 - September 2017

Name or company name	Rookery Road Dental
Contract type name	GDS Contract
Purpose of contract	General
Contract start date	01/06/2011
Contract end date	

17/18 Contracted general activity (UDA)	16,436
Carry forward general activity (UDA)	-74
17/18 Contracted orthodontic activity (UOA)	0
Carry forward orthodontic activity (UOA)	0
Baseline contract value	£412,712.80

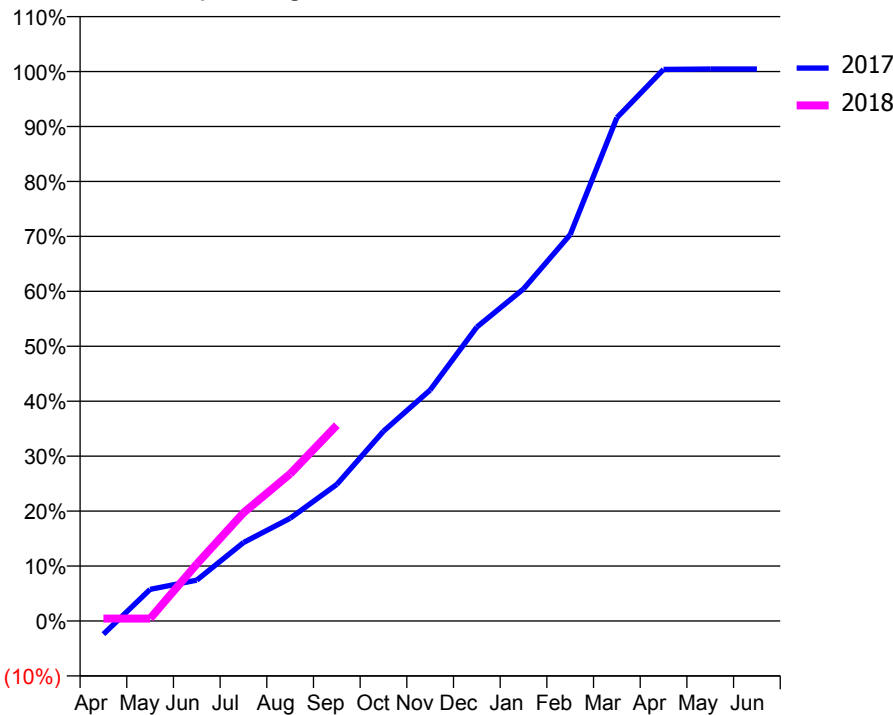
ACCESS*

Patients seen in 24 months	Total	Change since previous quarter
Quarter ending September 2016	4,255	
Quarter ending December 2016	4,322	→
Quarter ending March 2017	4,445	↑
Quarter ending June 2017	4,363	↓
Quarter ending September 2017	4,342	→
Variance since September 2016	2.0%	↑



ACTIVITY

Cumulative percentage of contracted UDA delivered 2017 & 2018



Month	Adjusted Scheduled Activity (UDA)	
	2017	2018
April	-399	74
May	948	74
June	1,224	1,705
July	2,348	3,235
August	3,074	4,402
September	4,084	5,856
October	5,679	
November	6,910	
December	8,794	
January	9,935	
February	11,556	
March	15,055	
April	16,497	
May	16,510	
June	16,510	

QUALITY

	Quantity	Base Number	Contract	AT	Region	England
% of FP17s for the same patient ID Re-attending within 3 months - Children	33	495	6.7%	9.9%	11.6%	11.9%
% of FP17s for the same patient ID Re-attending within 3 months - Adults	136	1,184	11.5%	14.7%	15.2%	15.9%
% of FP17s for the same patient ID Re-attending between 3 & 9 months - Children	83	495	16.8%	51.5%	59.1%	58.1%
% of FP17s for the same patient ID Re-attending between 3 & 9 months - Adults	242	1,184	20.4%	47.4%	51.7%	50.6%
% of FP17s for Band 1 Urgent Courses	225	1,443	15.6%	8.1%	8.0%	9.1%
% of FP17s Relating to Free Repair or Replacements	6	1,443	0.4%	0.7%	0.8%	0.8%
% of FP17s Relating to Continuations	2	1,443	0.1%	0.8%	1.0%	1.1%
% of Patients satisfied with the dentistry they have received	2	3	N/A	91.3%	91.5%	91.4%
% of Patients satisfied with the time they had to wait for an appointment	3	3	N/A	90.2%	88.2%	87.7%

* This is based on patients treated on this contract for their most recent course of treatment. Figures in italics indicate the base number of FP17s or Patient Questionnaire responses are less than 100. N/A is shown where the base number of responses is less than 10 during the period. % is calculated as Quantity/Base number*100

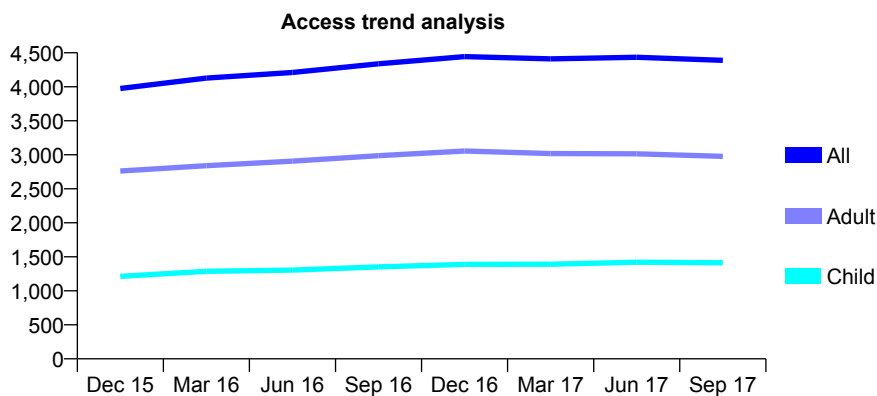
Q54 - Vital Signs At a Glance Contract Report for 106860/0001 - September 2017

Name or company name	Smile Stylist Ltd
Contract type name	PDS Plus Contract
Purpose of contract	General
Contract start date	01/09/2010
Contract end date	31/10/2020

17/18 Contracted general activity (UDA)	12,000
Carry forward general activity (UDA)	0
17/18 Contracted orthodontic activity (UOA)	0
Carry forward orthodontic activity (UOA)	0
Baseline contract value	£216,836.25

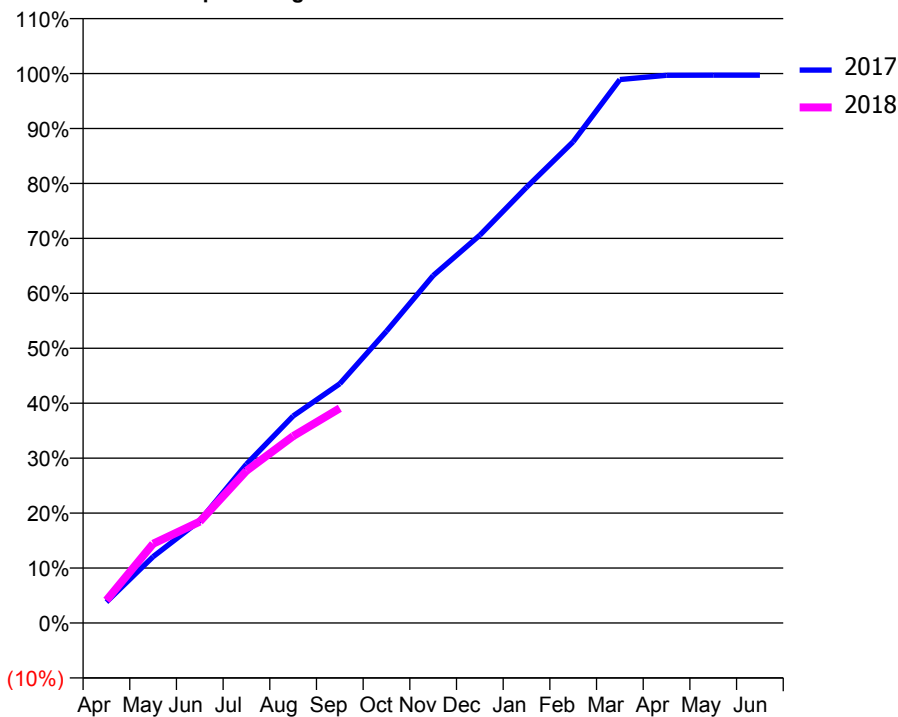
ACCESS*

Patients seen in 24 months	Total	Change since previous quarter
Quarter ending September 2016	4,339	
Quarter ending December 2016	4,445	↑
Quarter ending March 2017	4,410	→
Quarter ending June 2017	4,435	→
Quarter ending September 2017	4,389	↓
Variance since September 2016	1.2%	→



ACTIVITY

Cumulative percentage of contracted UDA delivered 2017 & 2018



Month	Adjusted Scheduled Activity (UDA)	
	2017	2018
April	458	496
May	1,449	1,733
June	2,234	2,214
July	3,470	3,325
August	4,521	4,081
September	5,227	4,689
October	6,374	
November	7,587	
December	8,471	
January	9,516	
February	10,511	
March	11,869	
April	11,960	
May	11,963	
June	11,964	

QUALITY

	Quantity	Base Number	Contract	AT	Region	England
% of FP17s for the same patient ID Re-attending within 3 months - Children	52	713	7.3%	9.9%	11.6%	11.9%
% of FP17s for the same patient ID Re-attending within 3 months - Adults	235	1,524	15.4%	14.7%	15.2%	15.9%
% of FP17s for the same patient ID Re-attending between 3 & 9 months - Children	341	713	47.8%	51.5%	59.1%	58.1%
% of FP17s for the same patient ID Re-attending between 3 & 9 months - Adults	597	1,524	39.2%	47.4%	51.7%	50.6%
% of FP17s for Band 1 Urgent Courses	425	2,196	19.4%	8.1%	8.0%	9.1%
% of FP17s Relating to Free Repair or Replacements	5	2,196	0.2%	0.7%	0.8%	0.8%
% of FP17s Relating to Continuations	2	2,196	0.1%	0.8%	1.0%	1.1%
% of Patients satisfied with the dentistry they have received	0	0	N/A	91.3%	91.5%	91.4%
% of Patients satisfied with the time they had to wait for an appointment	0	0	N/A	90.2%	88.2%	87.7%

* This is based on patients treated on this contract for their most recent course of treatment. Figures in italics indicate the base number of FP17s or Patient Questionnaire responses are less than 100. N/A is shown where the base number of responses is less than 10 during the period. % is calculated as Quantity/Base number*100

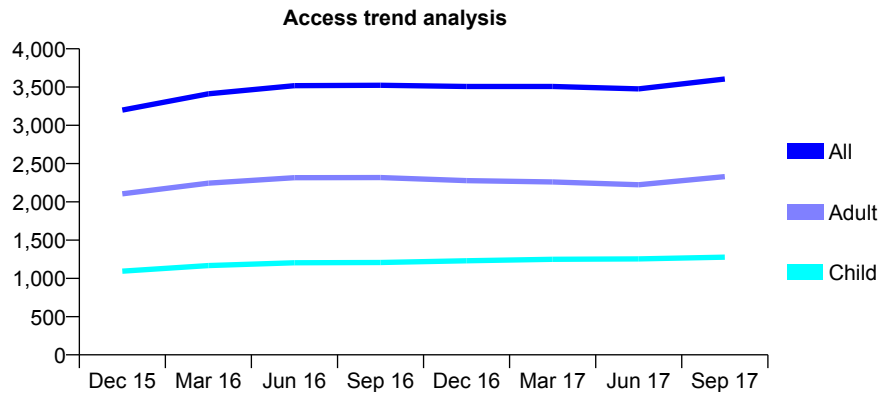
Q54 - Vital Signs At a Glance Contract Report for 106860/0002 - September 2017

Name or company name	Smile Stylist Ltd
Contract type name	PDS Plus Contract
Purpose of contract	General
Contract start date	30/09/2010
Contract end date	31/10/2020

17/18 Contracted general activity (UDA)	12,000
Carry forward general activity (UDA)	0
17/18 Contracted orthodontic activity (UOA)	0
Carry forward orthodontic activity (UOA)	0
Baseline contract value	£216,836.25

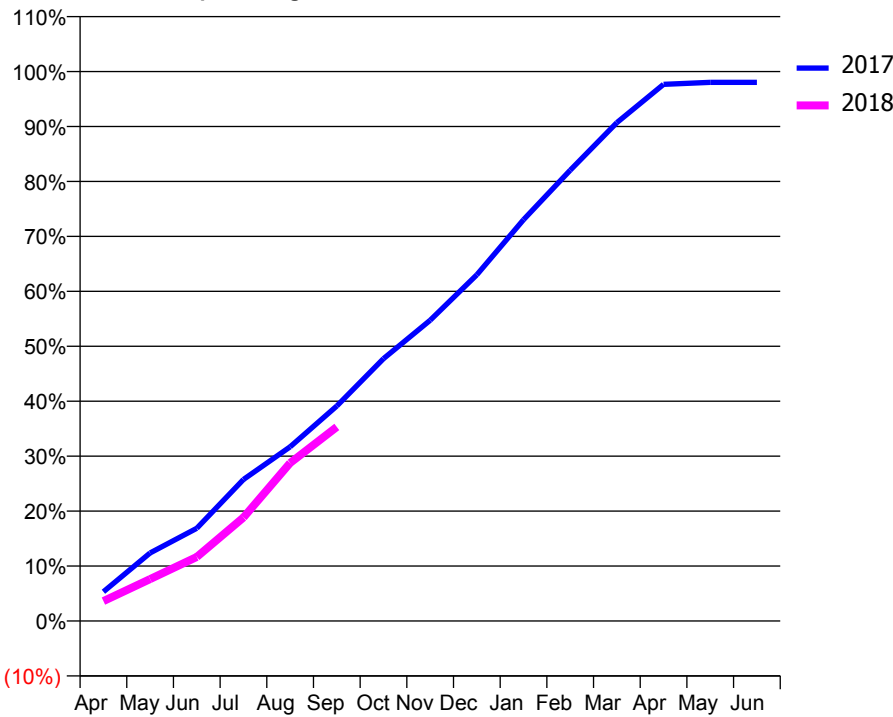
ACCESS*

Patients seen in 24 months	Total	Change since previous quarter
Quarter ending September 2016	3,524	
Quarter ending December 2016	3,507	→
Quarter ending March 2017	3,508	→
Quarter ending June 2017	3,477	→
Quarter ending September 2017	3,605	↑
Variance since September 2016	2.3%	↑



ACTIVITY

Cumulative percentage of contracted UDA delivered 2017 & 2018



Month	Adjusted Scheduled Activity (UDA)	
	2017	2018
April	639	436
May	1,486	915
June	2,027	1,399
July	3,091	2,260
August	3,804	3,452
September	4,695	4,237
October	5,729	
November	6,569	
December	7,560	
January	8,762	
February	9,845	
March	10,884	
April	11,720	
May	11,762	
June	11,762	

QUALITY

	Quantity	Base Number	Contract	AT	Region	England
% of FP17s for the same patient ID Re-attending within 3 months - Children	55	718	7.7%	9.9%	11.6%	11.9%
% of FP17s for the same patient ID Re-attending within 3 months - Adults	204	1,163	17.5%	14.7%	15.2%	15.9%
% of FP17s for the same patient ID Re-attending between 3 & 9 months - Children	262	718	36.5%	51.5%	59.1%	58.1%
% of FP17s for the same patient ID Re-attending between 3 & 9 months - Adults	343	1,163	29.5%	47.4%	51.7%	50.6%
% of FP17s for Band 1 Urgent Courses	262	1,646	15.9%	8.1%	8.0%	9.1%
% of FP17s Relating to Free Repair or Replacements	5	1,646	0.3%	0.7%	0.8%	0.8%
% of FP17s Relating to Continuations	11	1,646	0.7%	0.8%	1.0%	1.1%
% of Patients satisfied with the dentistry they have received	3	3	N/A	91.3%	91.5%	91.4%
% of Patients satisfied with the time they had to wait for an appointment	2	3	N/A	90.2%	88.2%	87.7%

* This is based on patients treated on this contract for their most recent course of treatment. Figures in italics indicate the base number of FP17s or Patient Questionnaire responses are less than 100. N/A is shown where the base number of responses is less than 10 during the period. % is calculated as Quantity/Base number*100

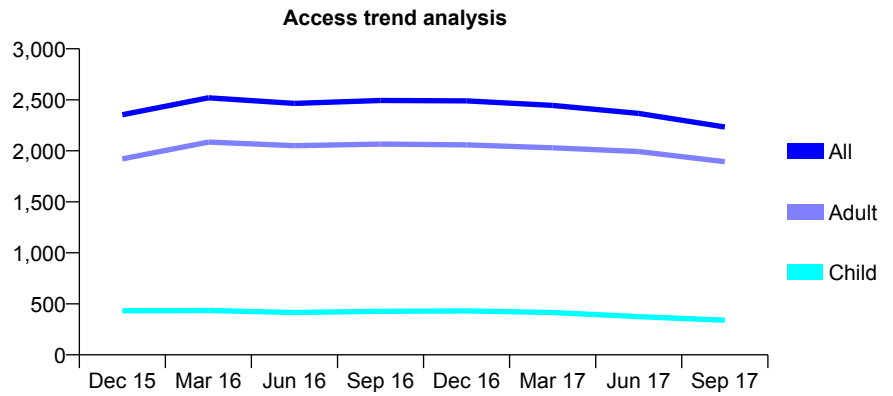
Q54 - Vital Signs At a Glance Contract Report for 107409/0001 - September 2017

Name or company name	Mr Sukhbir Singh & Mr David George Pear...
Contract type name	GDS Contract
Purpose of contract	General
Contract start date	01/12/2011
Contract end date	

17/18 Contracted general activity (UDA)	7,087
Carry forward general activity (UDA)	-116
17/18 Contracted orthodontic activity (UOA)	0
Carry forward orthodontic activity (UOA)	0
Baseline contract value	£153,525.74

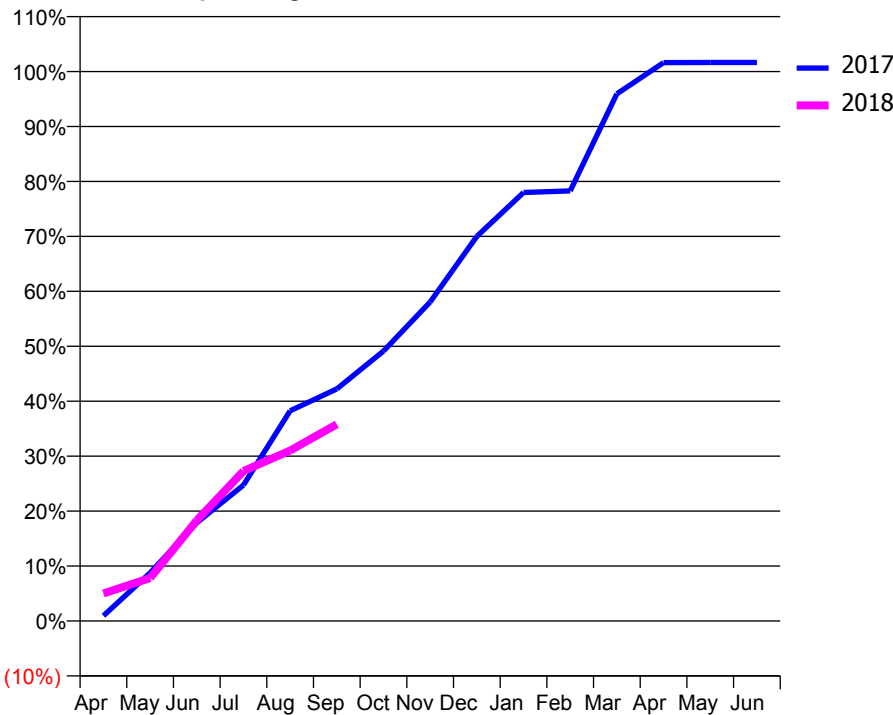
ACCESS*

Patients seen in 24 months	Total	Change since previous quarter
Quarter ending September 2016	2,493	
Quarter ending December 2016	2,489	→
Quarter ending March 2017	2,445	↓
Quarter ending June 2017	2,367	↓
Quarter ending September 2017	2,233	↓
Variance since September 2016	(10.4%)	↓



ACTIVITY

Cumulative percentage of contracted UDA delivered 2017 & 2018



Month	Adjusted Scheduled Activity (UDA)	
	2017	2018
April	68	355
May	621	554
June	1,266	1,297
July	1,753	1,934
August	2,711	2,199
September	2,993	2,538
October	3,482	
November	4,115	
December	4,961	
January	5,526	
February	5,547	
March	6,799	
April	7,202	
May	7,203	
June	7,203	

QUALITY

	Quantity	Base Number	Contract	AT	Region	England
% of FP17s for the same patient ID Re-attending within 3 months - Children	7	212	3.3%	9.9%	11.6%	11.9%
% of FP17s for the same patient ID Re-attending within 3 months - Adults	100	1,052	9.5%	14.7%	15.2%	15.9%
% of FP17s for the same patient ID Re-attending between 3 & 9 months - Children	82	212	38.7%	51.5%	59.1%	58.1%
% of FP17s for the same patient ID Re-attending between 3 & 9 months - Adults	460	1,052	43.7%	47.4%	51.7%	50.6%
% of FP17s for Band 1 Urgent Courses	19	1,115	1.7%	8.1%	8.0%	9.1%
% of FP17s Relating to Free Repair or Replacements	1	1,115	0.1%	0.7%	0.8%	0.8%
% of FP17s Relating to Continuations	34	1,115	3.0%	0.8%	1.0%	1.1%
% of Patients satisfied with the dentistry they have received	6	6	N/A	91.3%	91.5%	91.4%
% of Patients satisfied with the time they had to wait for an appointment	6	6	N/A	90.2%	88.2%	87.7%

* This is based on patients treated on this contract for their most recent course of treatment. Figures in italics indicate the base number of FP17s or Patient Questionnaire responses are less than 100. N/A is shown where the base number of responses is less than 10 during the period. % is calculated as Quantity/Base number*100

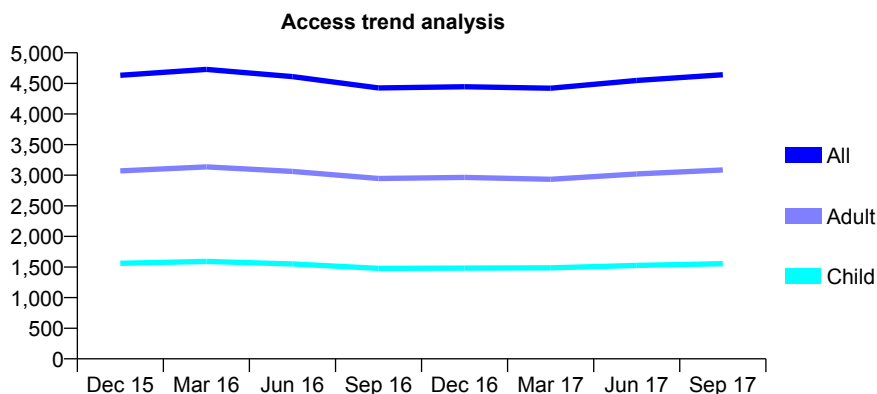
Q54 - Vital Signs At a Glance Contract Report for 108162/0001 - September 2017

Name or company name	Gupta & Gupta
Contract type name	GDS Contract
Purpose of contract	General and Orthodontic
Contract start date	01/04/2006
Contract end date	

17/18 Contracted general activity (UDA)	16,327
Carry forward general activity (UDA)	0
17/18 Contracted orthodontic activity (UOA)	337
Carry forward orthodontic activity (UOA)	0
Baseline contract value	£390,818.13

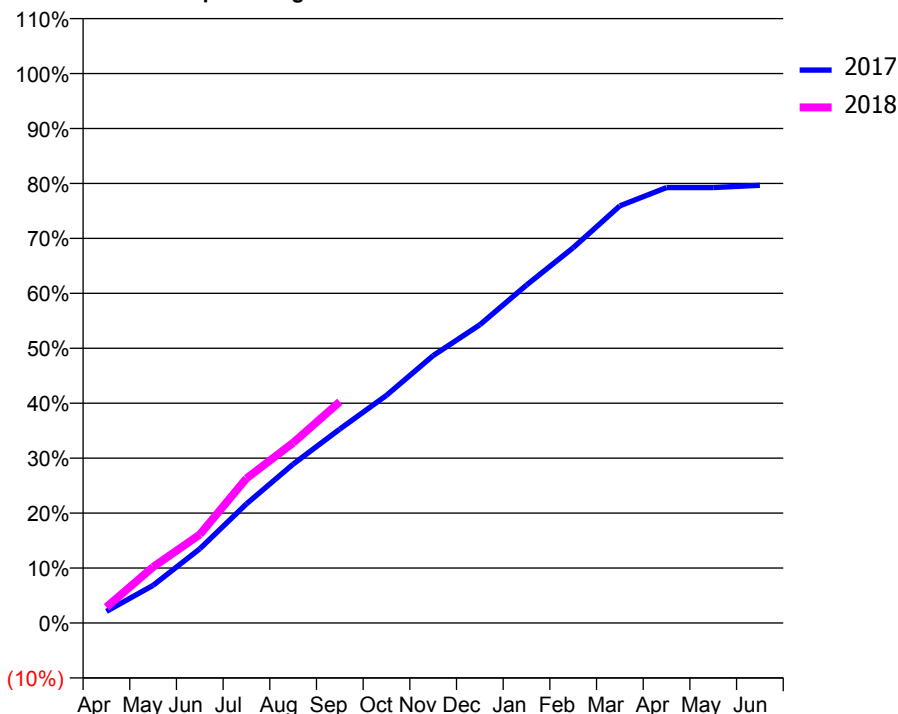
ACCESS*

Patients seen in 24 months	Total	Change since previous quarter
Quarter ending September 2016	4,425	
Quarter ending December 2016	4,446	→
Quarter ending March 2017	4,421	→
Quarter ending June 2017	4,547	↑
Quarter ending September 2017	4,642	↑
Variance since September 2016	4.9%	↑



ACTIVITY

Cumulative percentage of contracted UDA delivered 2017 & 2018



Month	Adjusted Scheduled Activity (UDA)	
	2017	2018
April	345	473
May	1,119	1,666
June	2,203	2,628
July	3,542	4,298
August	4,721	5,353
September	5,762	6,573
October	6,764	
November	7,947	
December	8,861	
January	10,041	
February	11,152	
March	12,397	
April	12,936	
May	12,938	
June	13,006	

QUALITY

	Quantity	Base Number	Contract	AT	Region	England
% of FP17s for the same patient ID Re-attending within 3 months - Children	120	1,265	9.5%	9.9%	11.6%	11.9%
% of FP17s for the same patient ID Re-attending within 3 months - Adults	311	2,137	14.6%	14.7%	15.2%	15.9%
% of FP17s for the same patient ID Re-attending between 3 & 9 months - Children	687	1,265	54.3%	51.5%	59.1%	58.1%
% of FP17s for the same patient ID Re-attending between 3 & 9 months - Adults	1,109	2,137	51.9%	47.4%	51.7%	50.6%
% of FP17s for Band 1 Urgent Courses	192	3,084	6.2%	8.1%	8.0%	9.1%
% of FP17s Relating to Free Repair or Replacements	16	3,084	0.5%	0.7%	0.8%	0.8%
% of FP17s Relating to Continuations	12	3,084	0.4%	0.8%	1.0%	1.1%
% of Patients satisfied with the dentistry they have received	2	2	N/A	91.3%	91.5%	91.4%
% of Patients satisfied with the time they had to wait for an appointment	1	2	N/A	90.2%	88.2%	87.7%

* This is based on patients treated on this contract for their most recent course of treatment. Figures in italics indicate the base number of FP17s or Patient Questionnaire responses are less than 100. N/A is shown where the base number of responses is less than 10 during the period. % is calculated as Quantity/Base number*100

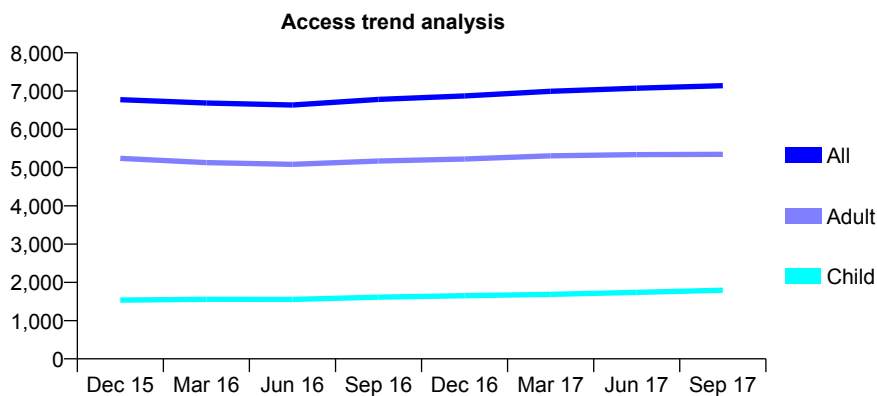
Q54 - Vital Signs At a Glance Contract Report for 109096/0001 - September 2017

Name or company name	Cottams Dental Practice
Contract type name	GDS Contract
Purpose of contract	General
Contract start date	01/04/2012
Contract end date	

17/18 Contracted general activity (UDA)	19,422
Carry forward general activity (UDA)	465
17/18 Contracted orthodontic activity (UOA)	0
Carry forward orthodontic activity (UOA)	0
Baseline contract value	£414,179.99

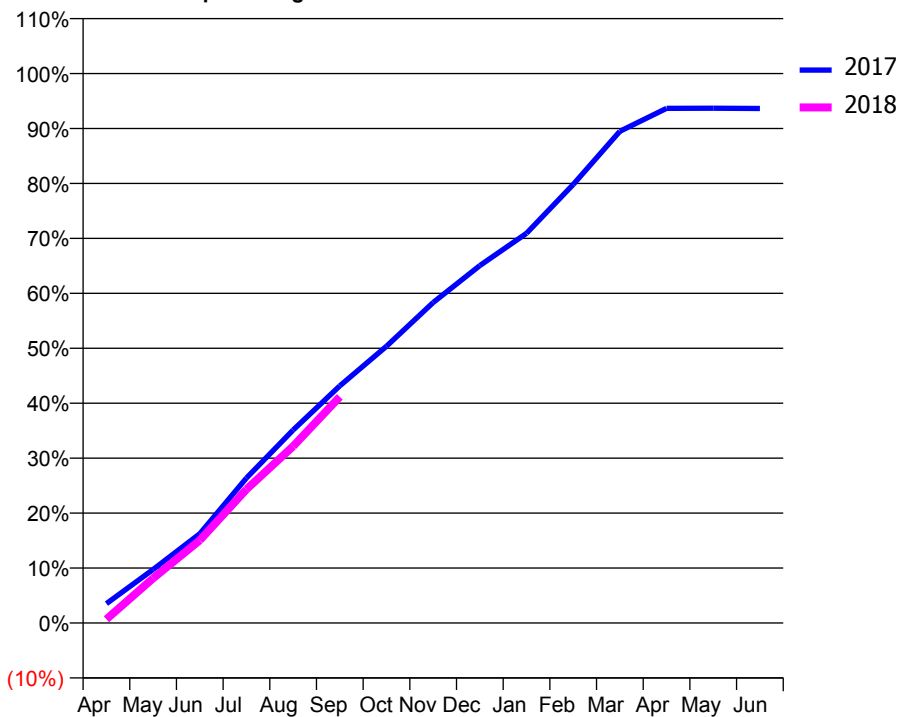
ACCESS*

Patients seen in 24 months	Total	Change since previous quarter
Quarter ending September 2016	6,782	
Quarter ending December 2016	6,872	→
Quarter ending March 2017	6,994	→
Quarter ending June 2017	7,074	→
Quarter ending September 2017	7,140	→
Variance since September 2016	5.3%	↑



ACTIVITY

Cumulative percentage of contracted UDA delivered 2017 & 2018



Month	Adjusted Scheduled Activity (UDA)	
	2017	2018
April	686	137
May	1,891	1,583
June	3,154	2,924
July	5,125	4,725
August	6,823	6,249
September	8,382	7,996
October	9,781	
November	11,326	
December	12,634	
January	13,775	
February	15,498	
March	17,381	
April	18,191	
May	18,196	
June	18,186	

QUALITY

	Quantity	Base Number	Contract	AT	Region	England
% of FP17s for the same patient ID Re-attending within 3 months - Children	96	1,291	7.4%	9.9%	11.6%	11.9%
% of FP17s for the same patient ID Re-attending within 3 months - Adults	418	3,552	11.8%	14.7%	15.2%	15.9%
% of FP17s for the same patient ID Re-attending between 3 & 9 months - Children	724	1,291	56.1%	51.5%	59.1%	58.1%
% of FP17s for the same patient ID Re-attending between 3 & 9 months - Adults	1,962	3,552	55.2%	47.4%	51.7%	50.6%
% of FP17s for Band 1 Urgent Courses	332	4,444	7.5%	8.1%	8.0%	9.1%
% of FP17s Relating to Free Repair or Replacements	36	4,444	0.8%	0.7%	0.8%	0.8%
% of FP17s Relating to Continuations	21	4,444	0.5%	0.8%	1.0%	1.1%
% of Patients satisfied with the dentistry they have received	9	9	N/A	91.3%	91.5%	91.4%
% of Patients satisfied with the time they had to wait for an appointment	8	9	N/A	90.2%	88.2%	87.7%

* This is based on patients treated on this contract for their most recent course of treatment. Figures in italics indicate the base number of FP17s or Patient Questionnaire responses are less than 100. N/A is shown where the base number of responses is less than 10 during the period. % is calculated as Quantity/Base number*100

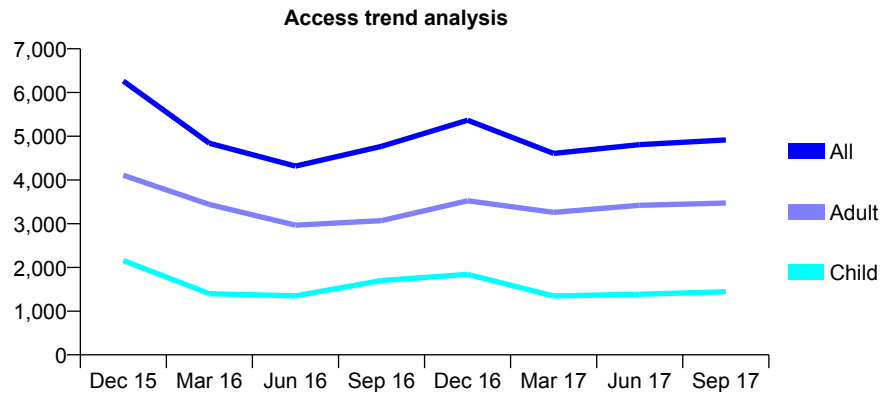
Q54 - Vital Signs At a Glance Contract Report for 109843/0001 - September 2017

Name or company name	Amit A Duggal & Gurpreet K Duggal
Contract type name	GDS Contract
Purpose of contract	General
Contract start date	01/04/2013
Contract end date	

17/18 Contracted general activity (UDA)	11,000
Carry forward general activity (UDA)	0
17/18 Contracted orthodontic activity (UOA)	0
Carry forward orthodontic activity (UOA)	0
Baseline contract value	£286,365.23

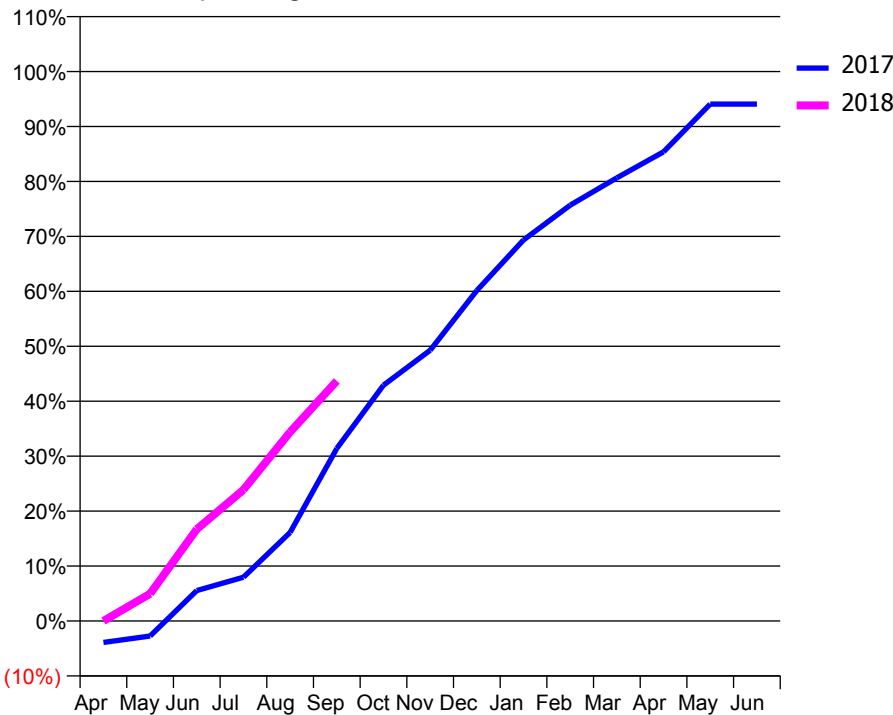
ACCESS*

Patients seen in 24 months	Total	Change since previous quarter
Quarter ending September 2016	4,769	
Quarter ending December 2016	5,366	↑
Quarter ending March 2017	4,606	↓
Quarter ending June 2017	4,808	↑
Quarter ending September 2017	4,916	↑
Variance since September 2016	3.1%	↑



ACTIVITY

Cumulative percentage of contracted UDA delivered 2017 & 2018



Month	Adjusted Scheduled Activity (UDA)	
	2017	2018
April	-430	2
May	-302	547
June	610	1,837
July	876	2,629
August	1,773	3,785
September	3,456	4,806
October	4,721	
November	5,421	
December	6,615	
January	7,627	
February	8,325	
March	8,870	
April	9,393	
May	10,347	
June	10,347	

QUALITY

	Quantity	Base Number	Contract	AT	Region	England
% of FP17s for the same patient ID Re-attending within 3 months - Children	33	1,111	3.0%	9.9%	11.6%	11.9%
% of FP17s for the same patient ID Re-attending within 3 months - Adults	115	2,504	4.6%	14.7%	15.2%	15.9%
% of FP17s for the same patient ID Re-attending between 3 & 9 months - Children	394	1,111	35.5%	51.5%	59.1%	58.1%
% of FP17s for the same patient ID Re-attending between 3 & 9 months - Adults	877	2,504	35.0%	47.4%	51.7%	50.6%
% of FP17s for Band 1 Urgent Courses	94	2,794	3.4%	8.1%	8.0%	9.1%
% of FP17s Relating to Free Repair or Replacements	8	2,794	0.3%	0.7%	0.8%	0.8%
% of FP17s Relating to Continuations	5	2,794	0.2%	0.8%	1.0%	1.1%
% of Patients satisfied with the dentistry they have received	11	14	78.6%	91.3%	91.5%	91.4%
% of Patients satisfied with the time they had to wait for an appointment	14	14	100.0%	90.2%	88.2%	87.7%

* This is based on patients treated on this contract for their most recent course of treatment. Figures in italics indicate the base number of FP17s or Patient Questionnaire responses are less than 100. N/A is shown where the base number of responses is less than 10 during the period. % is calculated as Quantity/Base number*100

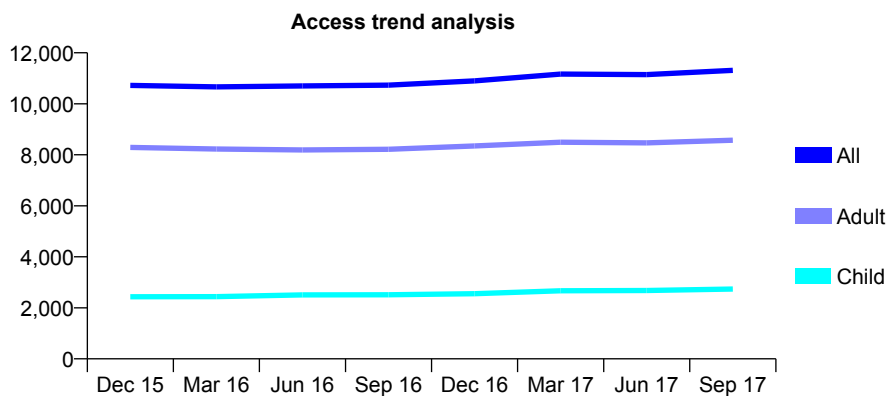
Q54 - Vital Signs At a Glance Contract Report for 110272/0001 - September 2017

Name or company name	Miss R. Sharma
Contract type name	Pilot Contract
Purpose of contract	General and Orthodontic
Contract start date	01/04/2010
Contract end date	

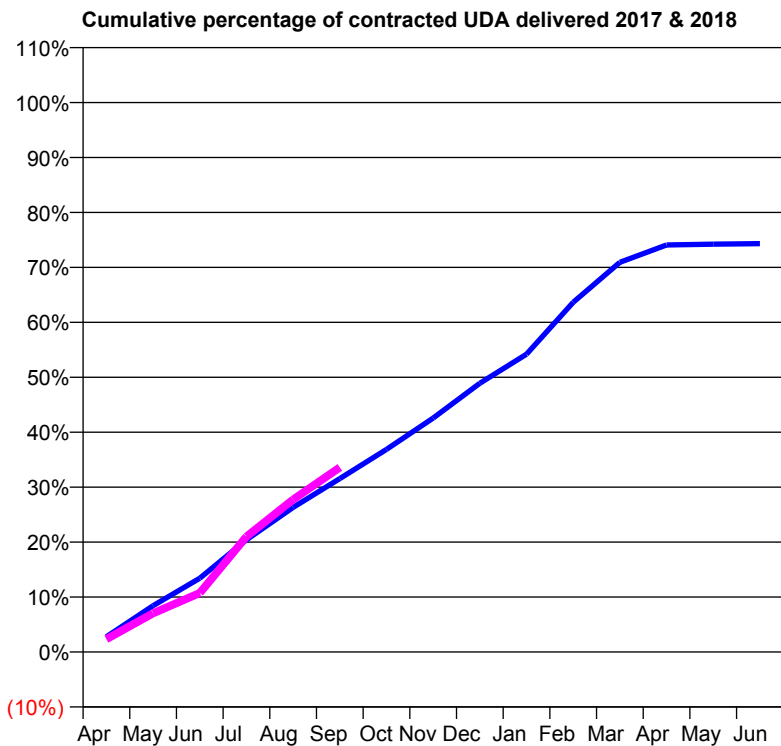
17/18 Contracted general activity (UDA)	33,454
Carry forward general activity (UDA)	0
17/18 Contracted orthodontic activity (UOA)	1,250
Carry forward orthodontic activity (UOA)	0
Baseline contract value	£872,736.48

ACCESS*

Patients seen in 24 months	Total	Change since previous quarter
Quarter ending September 2016	10,731	
Quarter ending December 2016	10,901	→
Quarter ending March 2017	11,165	↑
Quarter ending June 2017	11,147	→
Quarter ending September 2017	11,314	→
Variance since September 2016	5.4%	↑



ACTIVITY



Month	Adjusted Scheduled Activity (UDA)	
	2017	2018
April	931	783
May	2,823	2,354
June	4,492	3,590
July	6,828	7,028
August	8,803	9,286
September	10,559	11,239
October	12,333	
November	14,241	
December	16,366	
January	18,134	
February	21,290	
March	23,727	
April	24,778	
May	24,826	
June	24,862	

QUALITY

	Quantity	Base Number	Contract	AT	Region	England
% of FP17s for the same patient ID Re-attending within 3 months - Children	136	1,950	7.0%	9.9%	11.6%	11.9%
% of FP17s for the same patient ID Re-attending within 3 months - Adults	894	5,096	17.5%	14.7%	15.2%	15.9%
% of FP17s for the same patient ID Re-attending between 3 & 9 months - Children	1,095	1,950	56.2%	51.5%	59.1%	58.1%
% of FP17s for the same patient ID Re-attending between 3 & 9 months - Adults	2,103	5,096	41.3%	47.4%	51.7%	50.6%
% of FP17s for Band 1 Urgent Courses	331	6,164	5.4%	8.1%	8.0%	9.1%
% of FP17s Relating to Free Repair or Replacements	86	6,164	1.4%	0.7%	0.8%	0.8%
% of FP17s Relating to Continuations	34	6,164	0.6%	0.8%	1.0%	1.1%
% of Patients satisfied with the dentistry they have received	8	9	N/A	91.3%	91.5%	91.4%
% of Patients satisfied with the time they had to wait for an appointment	8	9	N/A	90.2%	88.2%	87.7%

* This is based on patients treated on this contract for their most recent course of treatment. Figures in italics indicate the base number of FP17s or Patient Questionnaire responses are less than 100. N/A is shown where the base number of responses is less than 10 during the period. % is calculated as Quantity/Base number*100

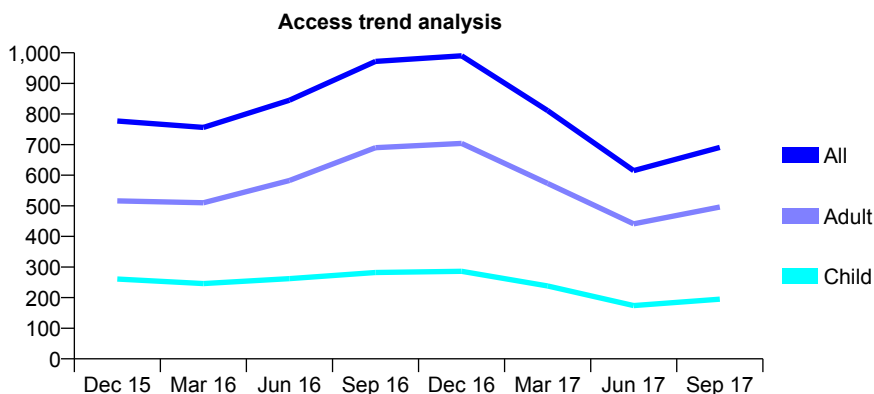
Q54 - Vital Signs At a Glance Contract Report for 114421/0001 - September 2017

Name or company name	Hanji and Goel Partnership t/a Waterloo De
Contract type name	GDS Contract
Purpose of contract	General
Contract start date	01/09/2014
Contract end date	

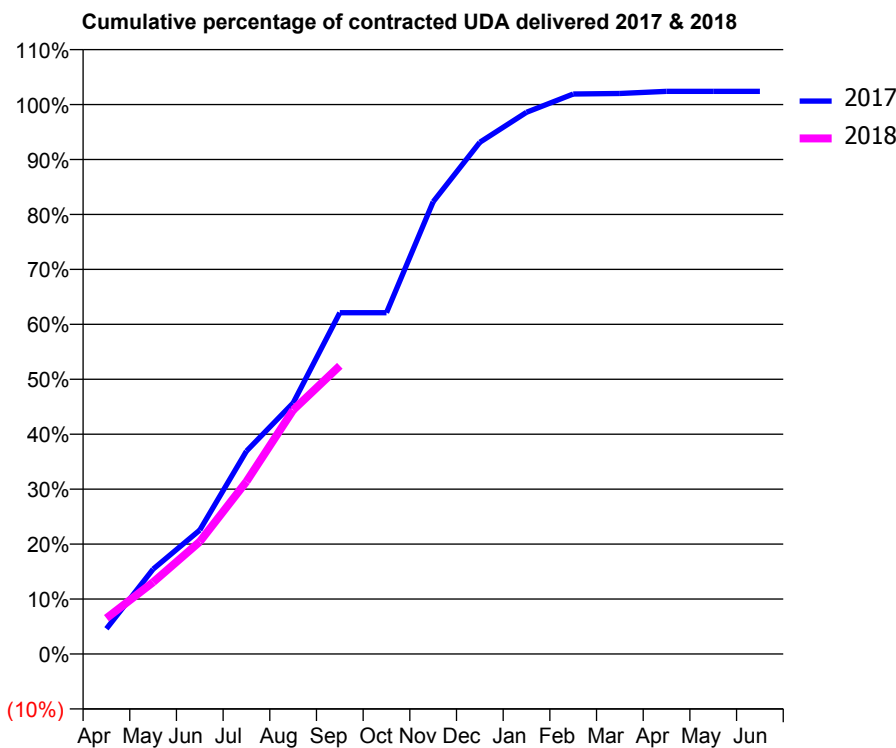
17/18 Contracted general activity (UDA)	3,078
Carry forward general activity (UDA)	-62
17/18 Contracted orthodontic activity (UOA)	0
Carry forward orthodontic activity (UOA)	0
Baseline contract value	£87,904.09

ACCESS*

Patients seen in 24 months	Total	Change since previous quarter
Quarter ending September 2016	972	
Quarter ending December 2016	990	→
Quarter ending March 2017	811	↓
Quarter ending June 2017	615	↓
Quarter ending September 2017	691	↑
Variance since September 2016	(28.9%)	↓



ACTIVITY



Month	Adjusted Scheduled Activity (UDA)	
	2017	2018
April	141	200
May	475	402
June	695	629
July	1,136	966
August	1,406	1,366
September	1,912	1,614
October	1,912	
November	2,533	
December	2,866	
January	3,034	
February	3,137	
March	3,140	
April	3,152	
May	3,152	
June	3,152	

QUALITY

	Quantity	Base Number	Contract	AT	Region	England
% of FP17s for the same patient ID Re-attending within 3 months - Children	3	109	2.8%	9.9%	11.6%	11.9%
% of FP17s for the same patient ID Re-attending within 3 months - Adults	32	325	9.8%	14.7%	15.2%	15.9%
% of FP17s for the same patient ID Re-attending between 3 & 9 months - Children	17	109	15.6%	51.5%	59.1%	58.1%
% of FP17s for the same patient ID Re-attending between 3 & 9 months - Adults	60	325	18.5%	47.4%	51.7%	50.6%
% of FP17s for Band 1 Urgent Courses	92	433	21.2%	8.1%	8.0%	9.1%
% of FP17s Relating to Free Repair or Replacements	5	433	1.2%	0.7%	0.8%	0.8%
% of FP17s Relating to Continuations	0	433	0.0%	0.8%	1.0%	1.1%
% of Patients satisfied with the dentistry they have received	1	1	N/A	91.3%	91.5%	91.4%
% of Patients satisfied with the time they had to wait for an appointment	0	1	N/A	90.2%	88.2%	87.7%

* This is based on patients treated on this contract for their most recent course of treatment. Figures in italics indicate the base number of FP17s or Patient Questionnaire responses are less than 100. N/A is shown where the base number of responses is less than 10 during the period. % is calculated as Quantity/Base number*100

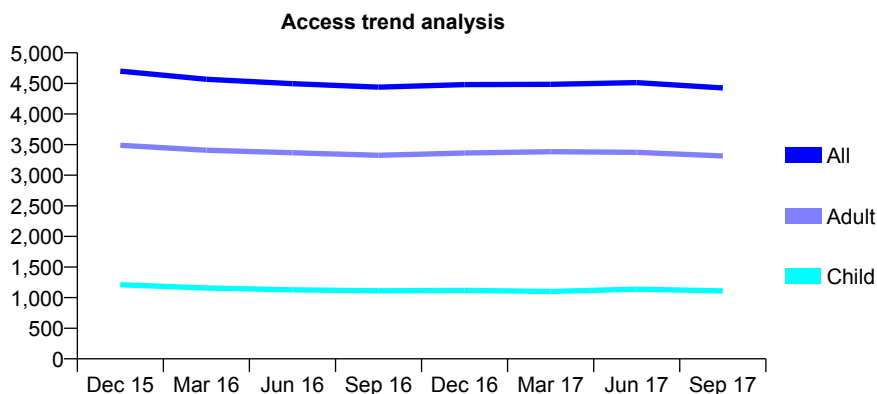
Q54 - Vital Signs At a Glance Contract Report for 114634/0001 - September 2017

Name or company name	Addison/Addison GDS contract partnership
Contract type name	GDS Contract
Purpose of contract	General
Contract start date	01/04/2012
Contract end date	

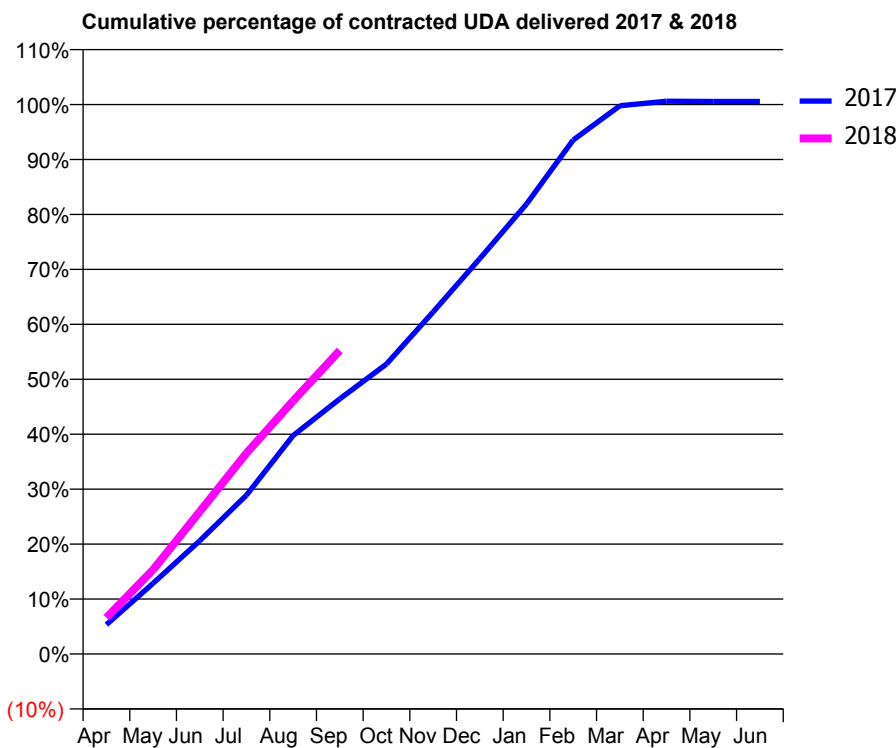
17/18 Contracted general activity (UDA)	11,547
Carry forward general activity (UDA)	-65
17/18 Contracted orthodontic activity (UOA)	0
Carry forward orthodontic activity (UOA)	0
Baseline contract value	£291,284.30

ACCESS*

Patients seen in 24 months	Total	Change since previous quarter
Quarter ending September 2016	4,439	
Quarter ending December 2016	4,480	→
Quarter ending March 2017	4,485	→
Quarter ending June 2017	4,512	→
Quarter ending September 2017	4,425	↓
Variance since September 2016	(0.3%)	→



ACTIVITY



Month	Adjusted Scheduled Activity (UDA)	
	2017	2018
April	617	762
May	1,486	1,773
June	2,381	2,993
July	3,340	4,221
August	4,591	5,319
September	5,361	6,379
October	6,093	
November	7,190	
December	8,308	
January	9,456	
February	10,801	
March	11,522	
April	11,615	
May	11,612	
June	11,612	

QUALITY

	Quantity	Base Number	Contract	AT	Region	England
% of FP17s for the same patient ID Re-attending within 3 months - Children	46	955	4.8%	9.9%	11.6%	11.9%
% of FP17s for the same patient ID Re-attending within 3 months - Adults	355	2,546	13.9%	14.7%	15.2%	15.9%
% of FP17s for the same patient ID Re-attending between 3 & 9 months - Children	670	955	70.2%	51.5%	59.1%	58.1%
% of FP17s for the same patient ID Re-attending between 3 & 9 months - Adults	1,564	2,546	61.4%	47.4%	51.7%	50.6%
% of FP17s for Band 1 Urgent Courses	146	3,472	4.2%	8.1%	8.0%	9.1%
% of FP17s Relating to Free Repair or Replacements	6	3,472	0.2%	0.7%	0.8%	0.8%
% of FP17s Relating to Continuations	66	3,472	1.9%	0.8%	1.0%	1.1%
% of Patients satisfied with the dentistry they have received	4	5	N/A	91.3%	91.5%	91.4%
% of Patients satisfied with the time they had to wait for an appointment	5	5	N/A	90.2%	88.2%	87.7%

* This is based on patients treated on this contract for their most recent course of treatment. Figures in italics indicate the base number of FP17s or Patient Questionnaire responses are less than 100. N/A is shown where the base number of responses is less than 10 during the period. % is calculated as Quantity/Base number*100

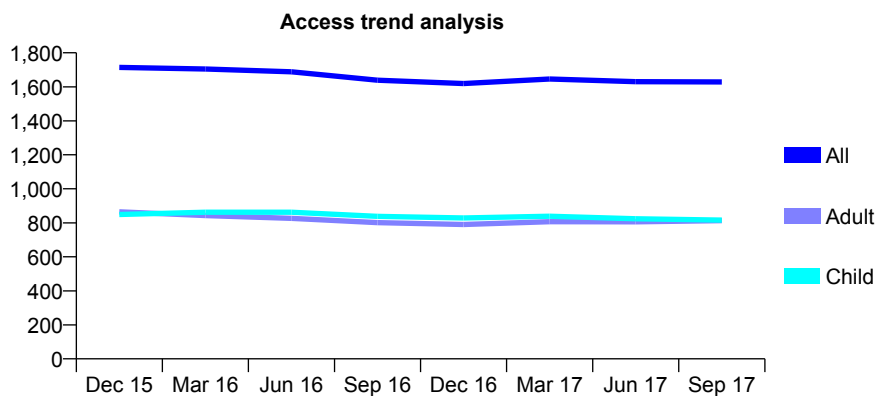
Q54 - Vital Signs At a Glance Contract Report for 116343/0001 - September 2017

Name or company name	The Dental Surgery
Contract type name	GDS Contract
Purpose of contract	General
Contract start date	22/12/2010
Contract end date	

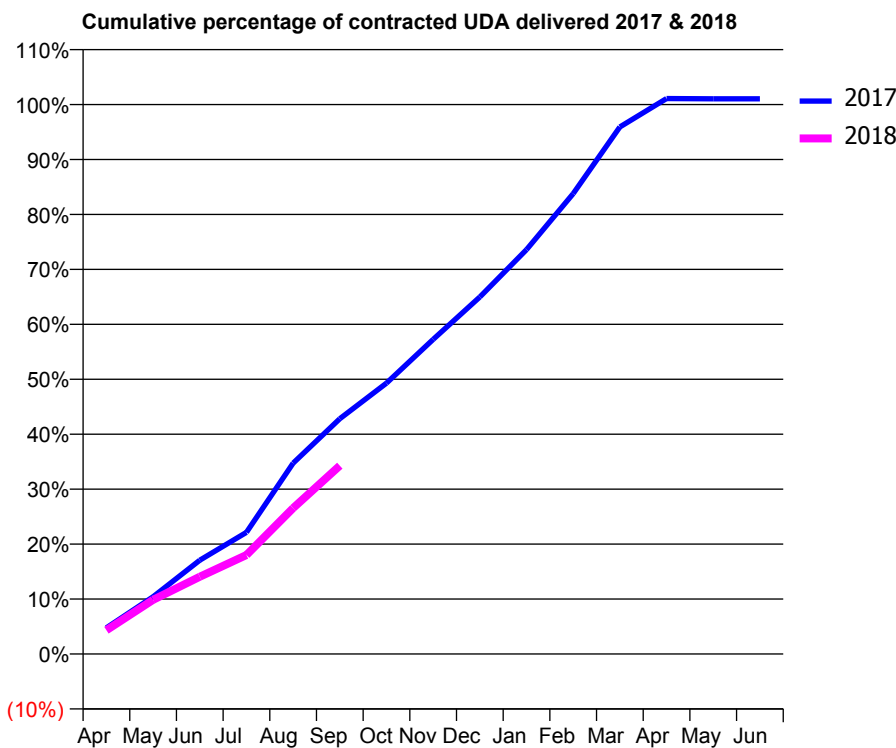
17/18 Contracted general activity (UDA)	6,221
Carry forward general activity (UDA)	-65
17/18 Contracted orthodontic activity (UOA)	0
Carry forward orthodontic activity (UOA)	0
Baseline contract value	£165,253.08

ACCESS*

Patients seen in 24 months	Total	Change since previous quarter
Quarter ending September 2016	1,639	
Quarter ending December 2016	1,619	↓
Quarter ending March 2017	1,646	→
Quarter ending June 2017	1,630	→
Quarter ending September 2017	1,629	→
Variance since September 2016	(0.6%)	→



ACTIVITY



Month	Adjusted Scheduled Activity (UDA)	
	2017	2018
April	297	270
May	648	613
June	1,062	875
July	1,378	1,122
August	2,162	1,652
September	2,663	2,132
October	3,067	
November	3,562	
December	4,041	
January	4,578	
February	5,212	
March	5,967	
April	6,289	
May	6,286	
June	6,286	

QUALITY

	Quantity	Base Number	Contract	AT	Region	England
% of FP17s for the same patient ID Re-attending within 3 months - Children	35	711	4.9%	9.9%	11.6%	11.9%
% of FP17s for the same patient ID Re-attending within 3 months - Adults	57	541	10.5%	14.7%	15.2%	15.9%
% of FP17s for the same patient ID Re-attending between 3 & 9 months - Children	558	711	78.5%	51.5%	59.1%	58.1%
% of FP17s for the same patient ID Re-attending between 3 & 9 months - Adults	333	541	61.6%	47.4%	51.7%	50.6%
% of FP17s for Band 1 Urgent Courses	61	1,146	5.3%	8.1%	8.0%	9.1%
% of FP17s Relating to Free Repair or Replacements	0	1,146	0.0%	0.7%	0.8%	0.8%
% of FP17s Relating to Continuations	1	1,146	0.1%	0.8%	1.0%	1.1%
% of Patients satisfied with the dentistry they have received	0	0	N/A	91.3%	91.5%	91.4%
% of Patients satisfied with the time they had to wait for an appointment	0	0	N/A	90.2%	88.2%	87.7%

* This is based on patients treated on this contract for their most recent course of treatment. Figures in italics indicate the base number of FP17s or Patient Questionnaire responses are less than 100. N/A is shown where the base number of responses is less than 10 during the period. % is calculated as Quantity/Base number*100

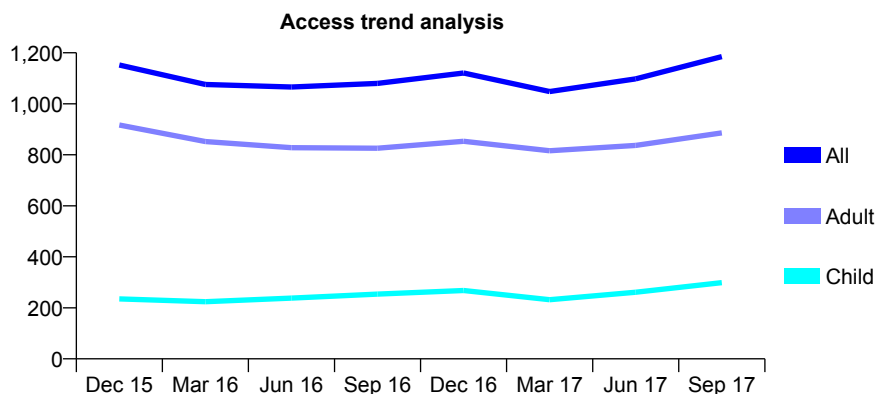
Q54 - Vital Signs At a Glance Contract Report for 116351/0001 - September 2017

Name or company name	Hillary Street Dental Practice
Contract type name	GDS Contract
Purpose of contract	General
Contract start date	01/04/2011
Contract end date	

17/18 Contracted general activity (UDA)	3,560
Carry forward general activity (UDA)	-64
17/18 Contracted orthodontic activity (UOA)	0
Carry forward orthodontic activity (UOA)	0
Baseline contract value	£84,884.92

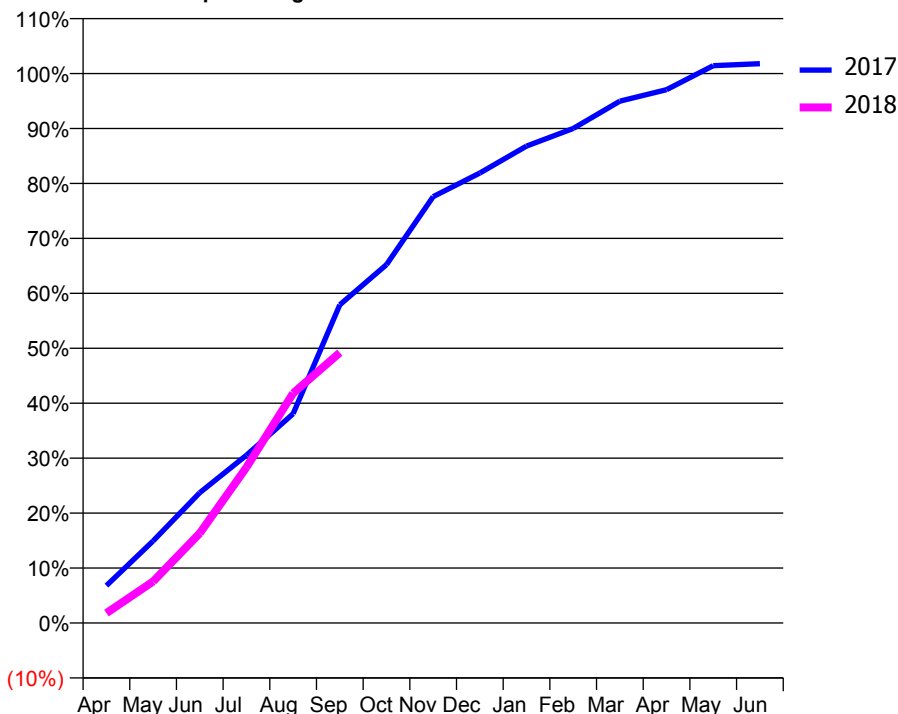
ACCESS*

Patients seen in 24 months	Total	Change since previous quarter
Quarter ending September 2016	1,080	
Quarter ending December 2016	1,121	↑
Quarter ending March 2017	1,048	↓
Quarter ending June 2017	1,098	↑
Quarter ending September 2017	1,185	↑
Variance since September 2016	9.7%	↑



ACTIVITY

Cumulative percentage of contracted UDA delivered 2017 & 2018



Month	Adjusted Scheduled Activity (UDA)	
	2017	2018
April	242	64
May	532	269
June	844	582
July	1,087	1,008
August	1,356	1,489
September	2,061	1,752
October	2,322	
November	2,762	
December	2,916	
January	3,090	
February	3,204	
March	3,381	
April	3,456	
May	3,611	
June	3,624	

QUALITY

	Quantity	Base Number	Contract	AT	Region	England
% of FP17s for the same patient ID Re-attending within 3 months - Children	4	170	2.4%	9.9%	11.6%	11.9%
% of FP17s for the same patient ID Re-attending within 3 months - Adults	56	461	12.1%	14.7%	15.2%	15.9%
% of FP17s for the same patient ID Re-attending between 3 & 9 months - Children	21	170	12.4%	51.5%	59.1%	58.1%
% of FP17s for the same patient ID Re-attending between 3 & 9 months - Adults	70	461	15.2%	47.4%	51.7%	50.6%
% of FP17s for Band 1 Urgent Courses	64	553	11.6%	8.1%	8.0%	9.1%
% of FP17s Relating to Free Repair or Replacements	2	553	0.4%	0.7%	0.8%	0.8%
% of FP17s Relating to Continuations	7	553	1.3%	0.8%	1.0%	1.1%
% of Patients satisfied with the dentistry they have received	0	0	N/A	91.3%	91.5%	91.4%
% of Patients satisfied with the time they had to wait for an appointment	0	0	N/A	90.2%	88.2%	87.7%

* This is based on patients treated on this contract for their most recent course of treatment. Figures in italics indicate the base number of FP17s or Patient Questionnaire responses are less than 100. N/A is shown where the base number of responses is less than 10 during the period. % is calculated as Quantity/Base number*100

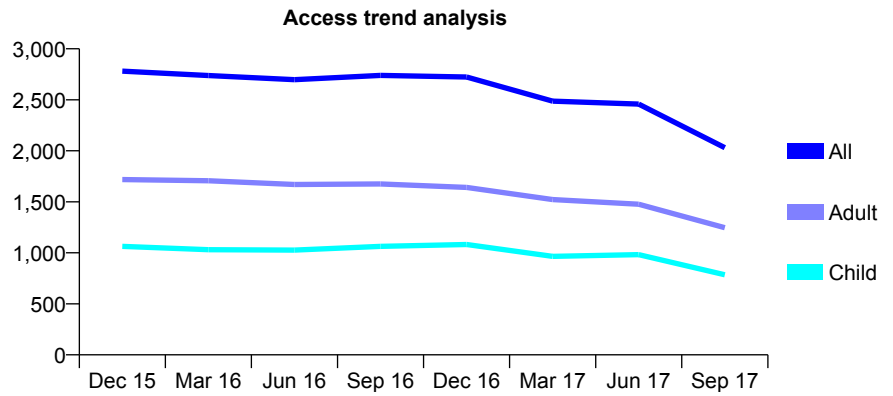
Q54 - Vital Signs At a Glance Contract Report for 116661/0001 - September 2017

Name or company name	Springfield Dental Practice
Contract type name	GDS Contract
Purpose of contract	General
Contract start date	01/01/2009
Contract end date	

17/18 Contracted general activity (UDA)	8,176
Carry forward general activity (UDA)	0
17/18 Contracted orthodontic activity (UOA)	0
Carry forward orthodontic activity (UOA)	0
Baseline contract value	£168,046.84

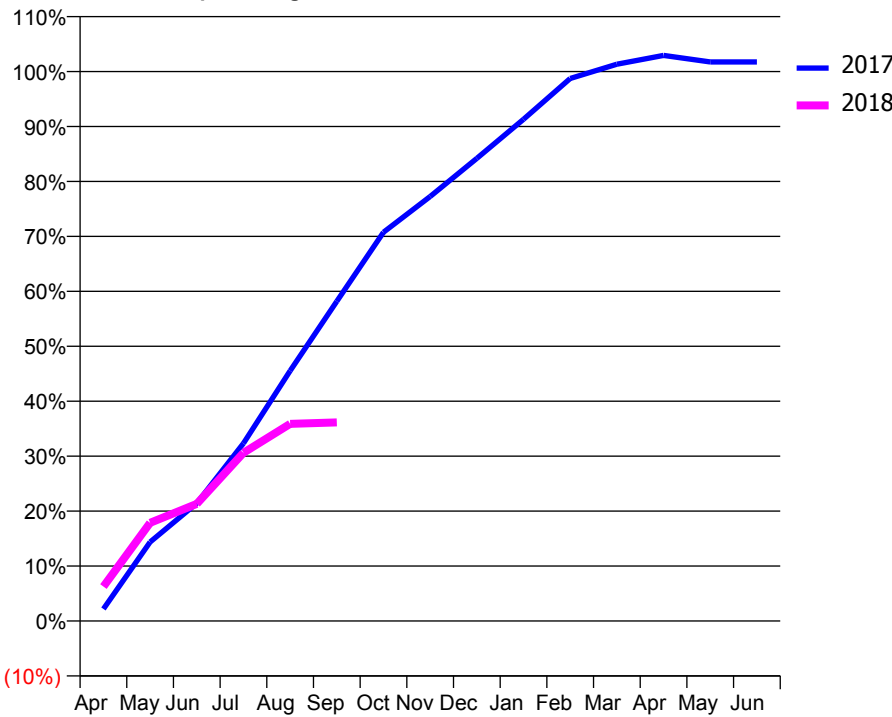
ACCESS*

Patients seen in 24 months	Total	Change since previous quarter
Quarter ending September 2016	2,739	
Quarter ending December 2016	2,723	→
Quarter ending March 2017	2,487	↓
Quarter ending June 2017	2,458	↓
Quarter ending September 2017	2,031	↓
Variance since September 2016	(25.8%)	↓



ACTIVITY

Cumulative percentage of contracted UDA delivered 2017 & 2018



Month	Adjusted Scheduled Activity (UDA)	
	2017	2018
April	179	512
May	1,176	1,461
June	1,752	1,743
July	2,643	2,502
August	3,722	2,934
September	4,757	2,956
October	5,785	
November	6,316	
December	6,884	
January	7,464	
February	8,072	
March	8,285	
April	8,416	
May	8,319	
June	8,319	

QUALITY

	Quantity	Base Number	Contract	AT	Region	England
% of FP17s for the same patient ID Re-attending within 3 months - Children	23	468	4.9%	9.9%	11.6%	11.9%
% of FP17s for the same patient ID Re-attending within 3 months - Adults	56	589	9.5%	14.7%	15.2%	15.9%
% of FP17s for the same patient ID Re-attending between 3 & 9 months - Children	156	468	33.3%	51.5%	59.1%	58.1%
% of FP17s for the same patient ID Re-attending between 3 & 9 months - Adults	216	589	36.7%	47.4%	51.7%	50.6%
% of FP17s for Band 1 Urgent Courses	20	1,057	1.9%	8.1%	8.0%	9.1%
% of FP17s Relating to Free Repair or Replacements	2	1,057	0.2%	0.7%	0.8%	0.8%
% of FP17s Relating to Continuations	4	1,057	0.4%	0.8%	1.0%	1.1%
% of Patients satisfied with the dentistry they have received	0	0	N/A	91.3%	91.5%	91.4%
% of Patients satisfied with the time they had to wait for an appointment	0	0	N/A	90.2%	88.2%	87.7%

* This is based on patients treated on this contract for their most recent course of treatment. Figures in italics indicate the base number of FP17s or Patient Questionnaire responses are less than 100. N/A is shown where the base number of responses is less than 10 during the period. % is calculated as Quantity/Base number*100

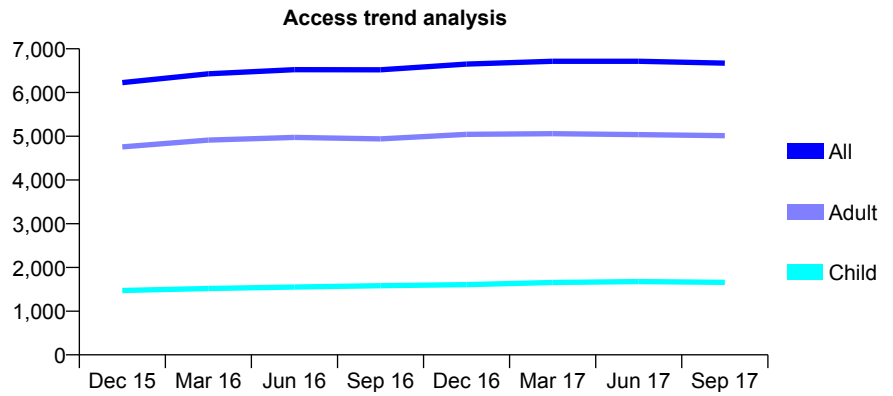
Q54 - Vital Signs At a Glance Contract Report for 120707/0001 - September 2017

Name or company name	Kings Norton Dental Practice
Contract type name	GDS Contract
Purpose of contract	General
Contract start date	28/06/2013
Contract end date	

17/18 Contracted general activity (UDA)	18,339
Carry forward general activity (UDA)	-367
17/18 Contracted orthodontic activity (UOA)	0
Carry forward orthodontic activity (UOA)	0
Baseline contract value	£460,881.47

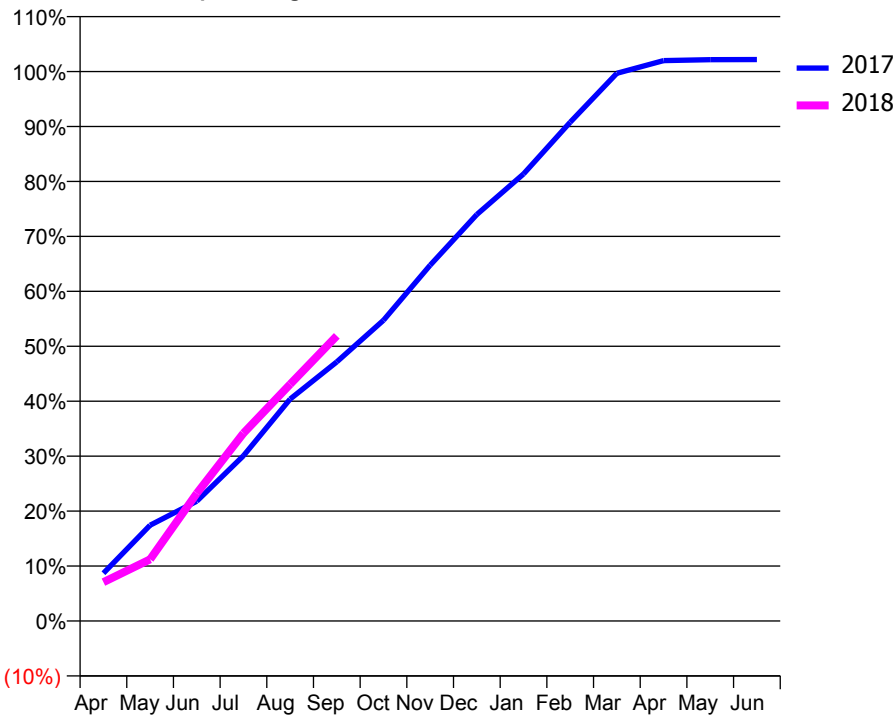
ACCESS*

Patients seen in 24 months	Total	Change since previous quarter
Quarter ending September 2016	6,520	
Quarter ending December 2016	6,650	→
Quarter ending March 2017	6,714	→
Quarter ending June 2017	6,714	→
Quarter ending September 2017	6,672	→
Variance since September 2016	2.3%	↑



ACTIVITY

Cumulative percentage of contracted UDA delivered 2017 & 2018



Month	Adjusted Scheduled Activity (UDA)	
	2017	2018
April	1,593	1,299
May	3,197	2,059
June	4,000	4,260
July	5,515	6,270
August	7,406	7,903
September	8,647	9,516
October	10,038	
November	11,875	
December	13,565	
January	14,919	
February	16,644	
March	18,278	
April	18,705	
May	18,736	
June	18,738	

QUALITY

	Quantity	Base Number	Contract	AT	Region	England
% of FP17s for the same patient ID Re-attending within 3 months - Children	52	1,079	4.8%	9.9%	11.6%	11.9%
% of FP17s for the same patient ID Re-attending within 3 months - Adults	466	3,260	14.3%	14.7%	15.2%	15.9%
% of FP17s for the same patient ID Re-attending between 3 & 9 months - Children	599	1,079	55.5%	51.5%	59.1%	58.1%
% of FP17s for the same patient ID Re-attending between 3 & 9 months - Adults	1,670	3,260	51.2%	47.4%	51.7%	50.6%
% of FP17s for Band 1 Urgent Courses	250	4,119	6.1%	8.1%	8.0%	9.1%
% of FP17s Relating to Free Repair or Replacements	36	4,119	0.9%	0.7%	0.8%	0.8%
% of FP17s Relating to Continuations	69	4,119	1.7%	0.8%	1.0%	1.1%
% of Patients satisfied with the dentistry they have received	8	9	N/A	91.3%	91.5%	91.4%
% of Patients satisfied with the time they had to wait for an appointment	7	9	N/A	90.2%	88.2%	87.7%

* This is based on patients treated on this contract for their most recent course of treatment. Figures in italics indicate the base number of FP17s or Patient Questionnaire responses are less than 100. N/A is shown where the base number of responses is less than 10 during the period. % is calculated as Quantity/Base number*100

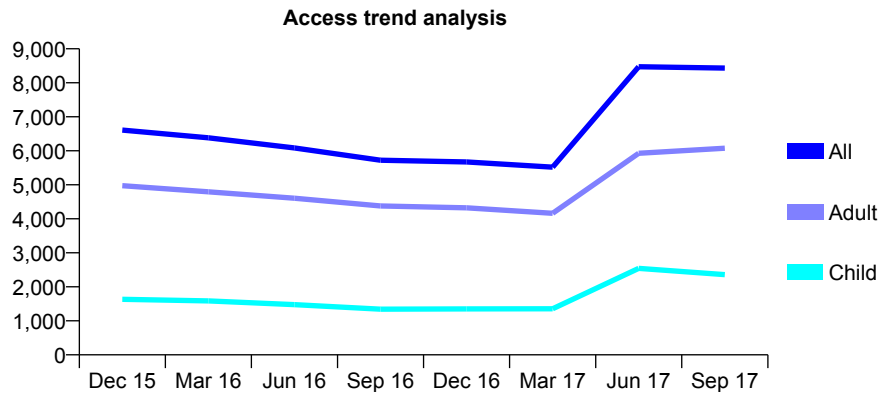
Q54 - Vital Signs At a Glance Contract Report for 121444/0001 - September 2017

Name or company name	South Road Dental Practice
Contract type name	Pilot Contract
Purpose of contract	General
Contract start date	01/04/2009
Contract end date	

17/18 Contracted general activity (UDA)	25,349
Carry forward general activity (UDA)	0
17/18 Contracted orthodontic activity (UOA)	0
Carry forward orthodontic activity (UOA)	0
Baseline contract value	£615,573.97

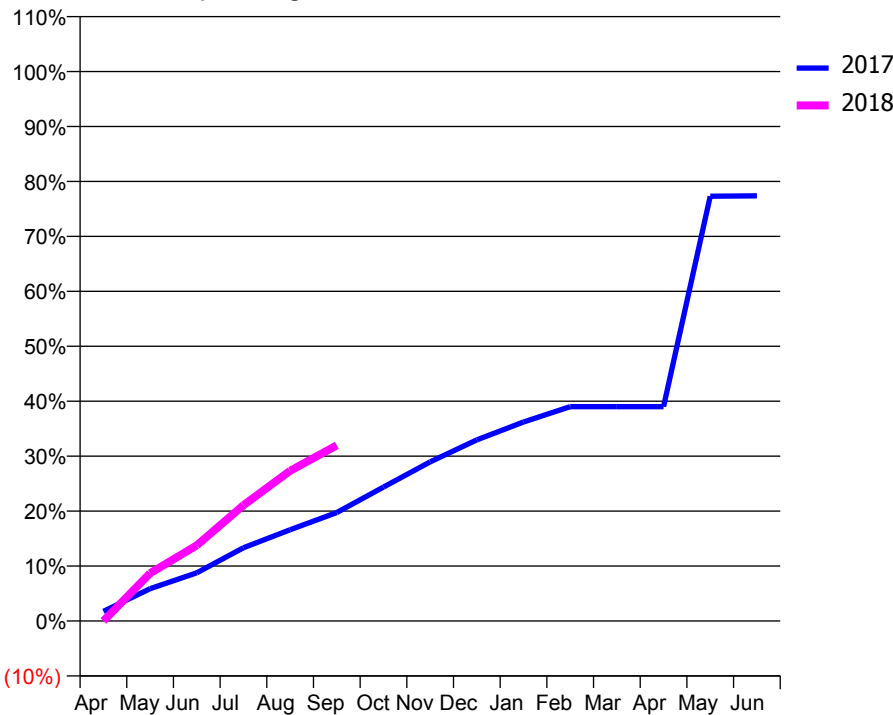
ACCESS*

Patients seen in 24 months	Total	Change since previous quarter
Quarter ending September 2016	5,722	
Quarter ending December 2016	5,674	→
Quarter ending March 2017	5,520	↓
Quarter ending June 2017	8,473	↑
Quarter ending September 2017	8,435	→
Variance since September 2016	47.4%	↑



ACTIVITY

Cumulative percentage of contracted UDA delivered 2017 & 2018



Month	Adjusted Scheduled Activity (UDA)	
	2017	2018
April	444	0
May	1,494	2,203
June	2,226	3,488
July	3,379	5,345
August	4,211	6,927
September	5,003	8,106
October	6,181	
November	7,340	
December	8,355	
January	9,181	
February	9,889	
March	9,889	
April	9,889	
May	19,593	
June	19,612	

QUALITY

	Quantity	Base Number	Contract	AT	Region	England
% of FP17s for the same patient ID Re-attending within 3 months - Children	223	4,419	5.0%	9.9%	11.6%	11.9%
% of FP17s for the same patient ID Re-attending within 3 months - Adults	1,349	10,122	13.3%	14.7%	15.2%	15.9%
% of FP17s for the same patient ID Re-attending between 3 & 9 months - Children	2,010	4,419	45.5%	51.5%	59.1%	58.1%
% of FP17s for the same patient ID Re-attending between 3 & 9 months - Adults	4,859	10,122	48.0%	47.4%	51.7%	50.6%
% of FP17s for Band 1 Urgent Courses	321	4,922	6.5%	8.1%	8.0%	9.1%
% of FP17s Relating to Free Repair or Replacements	53	4,922	1.1%	0.7%	0.8%	0.8%
% of FP17s Relating to Continuations	42	4,922	0.9%	0.8%	1.0%	1.1%
% of Patients satisfied with the dentistry they have received	6	6	N/A	91.3%	91.5%	91.4%
% of Patients satisfied with the time they had to wait for an appointment	6	6	N/A	90.2%	88.2%	87.7%

* This is based on patients treated on this contract for their most recent course of treatment. Figures in italics indicate the base number of FP17s or Patient Questionnaire responses are less than 100. N/A is shown where the base number of responses is less than 10 during the period. % is calculated as Quantity/Base number*100

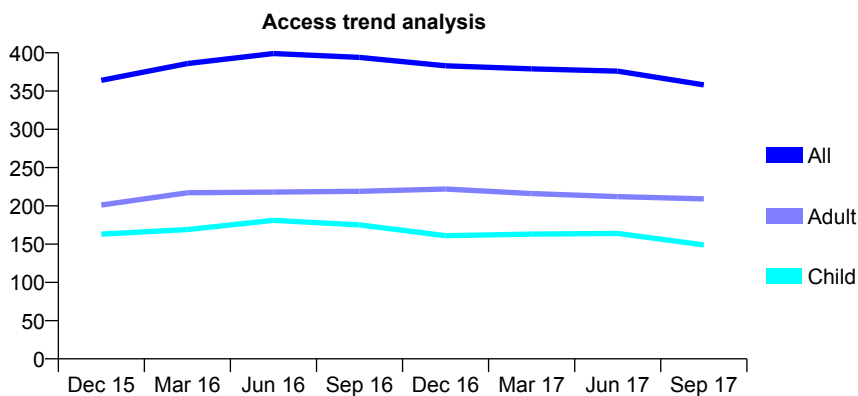
Q54 - Vital Signs At a Glance Contract Report for 121452/0001 - September 2017

Name or company name	Kassam GDS Contract Partnership
Contract type name	GDS Contract
Purpose of contract	General
Contract start date	01/02/2013
Contract end date	

17/18 Contracted general activity (UDA)	1,000
Carry forward general activity (UDA)	17
17/18 Contracted orthodontic activity (UOA)	0
Carry forward orthodontic activity (UOA)	0
Baseline contract value	£28,256.88

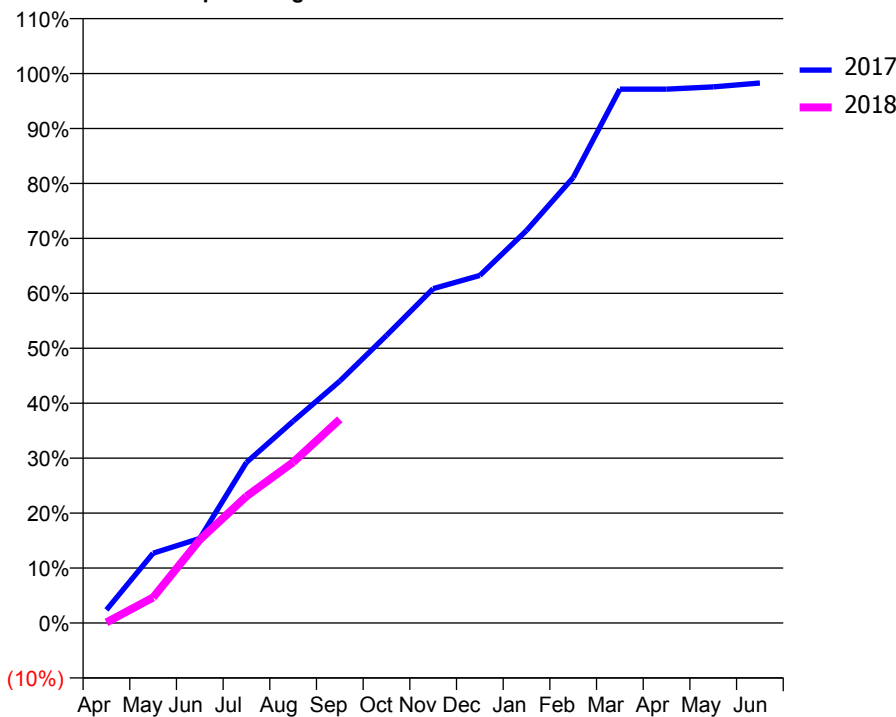
ACCESS*

Patients seen in 24 months	Total	Change since previous quarter
Quarter ending September 2016	394	
Quarter ending December 2016	383	↓
Quarter ending March 2017	379	↓
Quarter ending June 2017	376	→
Quarter ending September 2017	358	↓
Variance since September 2016	(9.1%)	↓



ACTIVITY

Cumulative percentage of contracted UDA delivered 2017 & 2018



Month	Adjusted Scheduled Activity (UDA)	
	2017	2018
April	24	1
May	127	46
June	154	152
July	292	231
August	367	293
September	440	371
October	523	
November	608	
December	632	
January	714	
February	811	
March	972	
April	972	
May	976	
June	983	

QUALITY

	Quantity	Base Number	Contract	AT	Region	England
% of FP17s for the same patient ID Re-attending within 3 months - Children	2	85	2.4%	9.9%	11.6%	11.9%
% of FP17s for the same patient ID Re-attending within 3 months - Adults	3	107	2.8%	14.7%	15.2%	15.9%
% of FP17s for the same patient ID Re-attending between 3 & 9 months - Children	38	85	44.7%	51.5%	59.1%	58.1%
% of FP17s for the same patient ID Re-attending between 3 & 9 months - Adults	52	107	48.6%	47.4%	51.7%	50.6%
% of FP17s for Band 1 Urgent Courses	3	185	1.6%	8.1%	8.0%	9.1%
% of FP17s Relating to Free Repair or Replacements	1	185	0.5%	0.7%	0.8%	0.8%
% of FP17s Relating to Continuations	0	185	0.0%	0.8%	1.0%	1.1%
% of Patients satisfied with the dentistry they have received	0	0	N/A	91.3%	91.5%	91.4%
% of Patients satisfied with the time they had to wait for an appointment	0	0	N/A	90.2%	88.2%	87.7%

* This is based on patients treated on this contract for their most recent course of treatment. Figures in italics indicate the base number of FP17s or Patient Questionnaire responses are less than 100. N/A is shown where the base number of responses is less than 10 during the period. % is calculated as Quantity/Base number*100

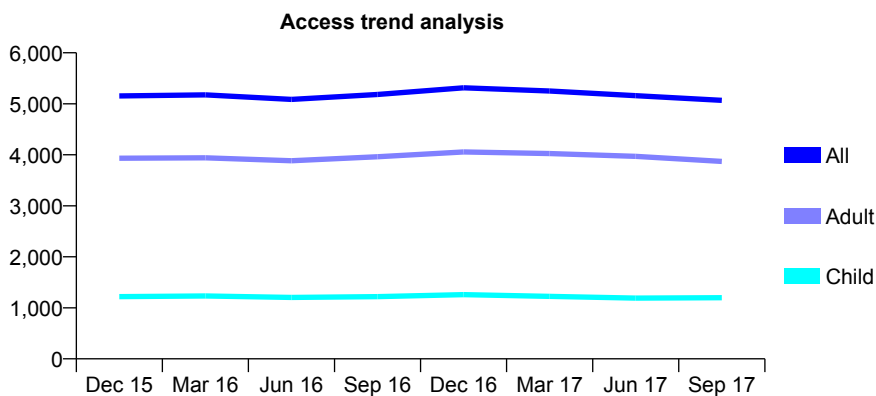
Q54 - Vital Signs At a Glance Contract Report for 121460/0001 - September 2017

Name or company name	Rooprai-Rooprai and Associates
Contract type name	GDS Contract
Purpose of contract	General
Contract start date	01/12/2011
Contract end date	

17/18 Contracted general activity (UDA)	14,616
Carry forward general activity (UDA)	-293
17/18 Contracted orthodontic activity (UOA)	0
Carry forward orthodontic activity (UOA)	0
Baseline contract value	£402,253.76

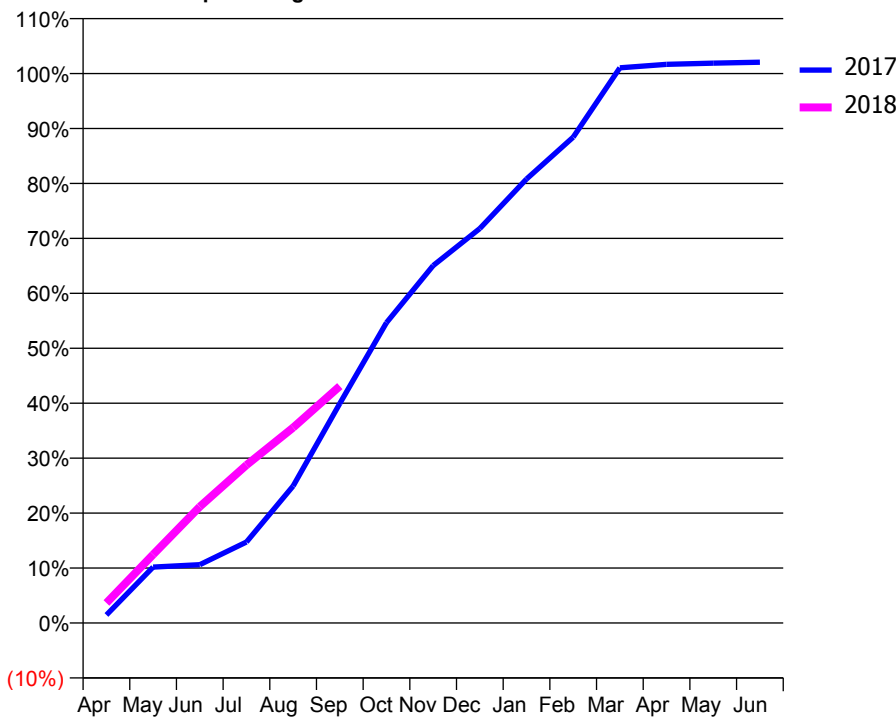
ACCESS*

Patients seen in 24 months	Total	Change since previous quarter
Quarter ending September 2016	5,182	
Quarter ending December 2016	5,313	↑
Quarter ending March 2017	5,251	↓
Quarter ending June 2017	5,160	↓
Quarter ending September 2017	5,069	↓
Variance since September 2016	(2.2%)	↓



ACTIVITY

Cumulative percentage of contracted UDA delivered 2017 & 2018



Adjusted Scheduled Activity (UDA)

Month	2017	2018
April	215	535
May	1,487	1,821
June	1,553	3,093
July	2,156	4,200
August	3,643	5,197
September	5,841	6,301
October	7,991	
November	9,507	
December	10,492	
January	11,808	
February	12,922	
March	14,767	
April	14,860	
May	14,893	
June	14,916	

QUALITY

	Quantity	Base Number	Contract	AT	Region	England
% of FP17s for the same patient ID Re-attending within 3 months - Children	23	696	3.3%	9.9%	11.6%	11.9%
% of FP17s for the same patient ID Re-attending within 3 months - Adults	214	2,116	10.1%	14.7%	15.2%	15.9%
% of FP17s for the same patient ID Re-attending between 3 & 9 months - Children	347	696	49.9%	51.5%	59.1%	58.1%
% of FP17s for the same patient ID Re-attending between 3 & 9 months - Adults	1,126	2,116	53.2%	47.4%	51.7%	50.6%
% of FP17s for Band 1 Urgent Courses	78	2,742	2.8%	8.1%	8.0%	9.1%
% of FP17s Relating to Free Repair or Replacements	10	2,742	0.4%	0.7%	0.8%	0.8%
% of FP17s Relating to Continuations	12	2,742	0.4%	0.8%	1.0%	1.1%
% of Patients satisfied with the dentistry they have received	7	7	N/A	91.3%	91.5%	91.4%
% of Patients satisfied with the time they had to wait for an appointment	6	7	N/A	90.2%	88.2%	87.7%

* This is based on patients treated on this contract for their most recent course of treatment. Figures in italics indicate the base number of FP17s or Patient Questionnaire responses are less than 100. N/A is shown where the base number of responses is less than 10 during the period. % is calculated as Quantity/Base number*100

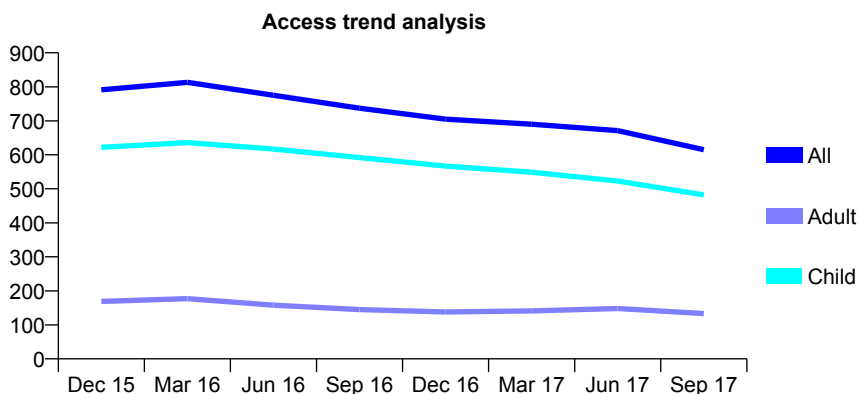
Q54 - Vital Signs At a Glance Contract Report for 122068/0001 - September 2017

Name or company name	Jandu, Bhambra and Payne
Contract type name	GDS Contract
Purpose of contract	General and Orthodontic
Contract start date	01/04/2014
Contract end date	

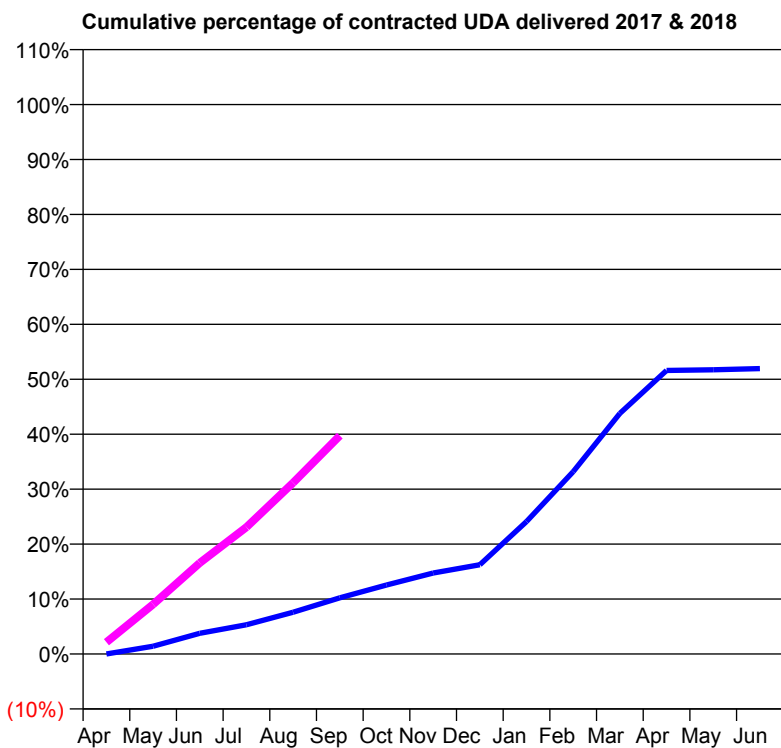
17/18 Contracted general activity (UDA)	1,413
Carry forward general activity (UDA)	0
17/18 Contracted orthodontic activity (UOA)	534
Carry forward orthodontic activity (UOA)	0
Baseline contract value	£71,249.98

ACCESS*

Patients seen in 24 months	Total	Change since previous quarter
Quarter ending September 2016	737	
Quarter ending December 2016	705	↓
Quarter ending March 2017	690	↓
Quarter ending June 2017	671	↓
Quarter ending September 2017	615	↓
Variance since September 2016	(16.6%)	↓



ACTIVITY



Month	Adjusted Scheduled Activity (UDA)	
	2017	2018
April	0	30
May	20	128
June	53	234
July	75	326
August	107	440
September	144	562
October	177	
November	208	
December	229	
January	341	
February	469	
March	619	
April	729	
May	731	
June	734	

QUALITY

	Quantity	Base Number	Contract	AT	Region	England
% of FP17s for the same patient ID Re-attending within 3 months - Children	26	349	7.4%	9.9%	11.6%	11.9%
% of FP17s for the same patient ID Re-attending within 3 months - Adults	11	85	12.9%	14.7%	15.2%	15.9%
% of FP17s for the same patient ID Re-attending between 3 & 9 months - Children	152	349	43.6%	51.5%	59.1%	58.1%
% of FP17s for the same patient ID Re-attending between 3 & 9 months - Adults	19	85	22.4%	47.4%	51.7%	50.6%
% of FP17s for Band 1 Urgent Courses	8	330	2.4%	8.1%	8.0%	9.1%
% of FP17s Relating to Free Repair or Replacements	0	330	0.0%	0.7%	0.8%	0.8%
% of FP17s Relating to Continuations	7	330	2.1%	0.8%	1.0%	1.1%
% of Patients satisfied with the dentistry they have received	0	0	N/A	91.3%	91.5%	91.4%
% of Patients satisfied with the time they had to wait for an appointment	0	0	N/A	90.2%	88.2%	87.7%

* This is based on patients treated on this contract for their most recent course of treatment. Figures in italics indicate the base number of FP17s or Patient Questionnaire responses are less than 100. N/A is shown where the base number of responses is less than 10 during the period. % is calculated as Quantity/Base number*100

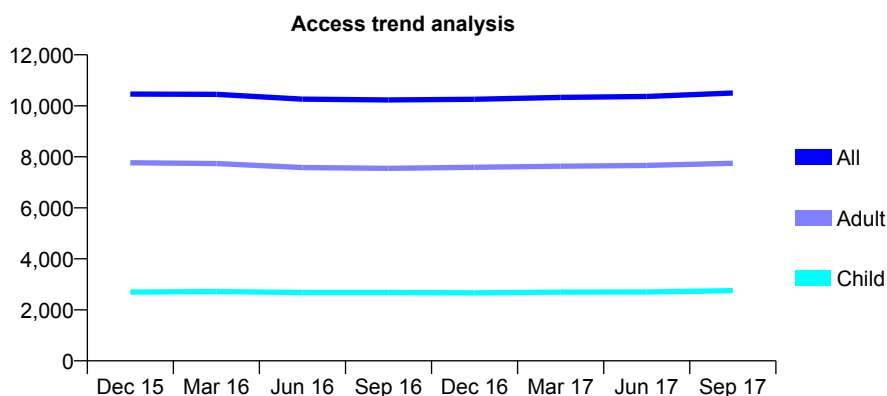
Q54 - Vital Signs At a Glance Contract Report for 122084/0001 - September 2017

Name or company name	Antrim House Dental Practice
Contract type name	GDS Contract
Purpose of contract	General
Contract start date	01/08/2012
Contract end date	

17/18 Contracted general activity (UDA)	36,131
Carry forward general activity (UDA)	0
17/18 Contracted orthodontic activity (UOA)	0
Carry forward orthodontic activity (UOA)	0
Baseline contract value	£944,071.80

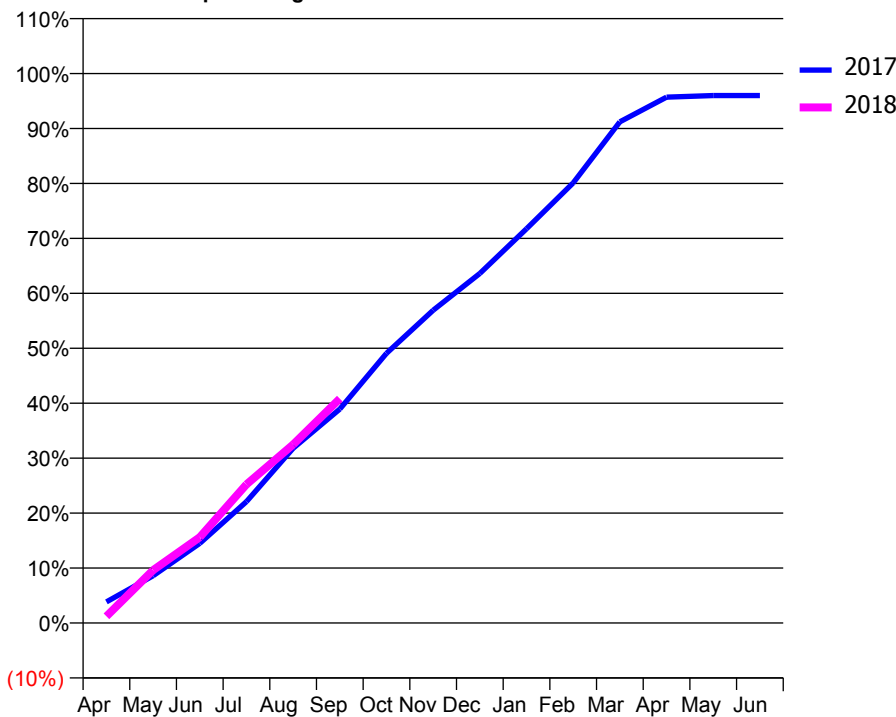
ACCESS*

Patients seen in 24 months	Total	Change since previous quarter
Quarter ending September 2016	10,230	
Quarter ending December 2016	10,256	→
Quarter ending March 2017	10,330	→
Quarter ending June 2017	10,365	→
Quarter ending September 2017	10,501	→
Variance since September 2016	2.6%	↑



ACTIVITY

Cumulative percentage of contracted UDA delivered 2017 & 2018



Month	Adjusted Scheduled Activity (UDA)	
	2017	2018
April	1,389	445
May	3,112	3,477
June	5,236	5,646
July	7,980	9,114
August	11,486	11,736
September	14,068	14,751
October	17,733	
November	20,567	
December	22,982	
January	25,920	
February	28,934	
March	32,954	
April	34,576	
May	34,679	
June	34,680	

QUALITY

	Quantity	Base Number	Contract	AT	Region	England
% of FP17s for the same patient ID Re-attending within 3 months - Children	134	1,949	6.9%	9.9%	11.6%	11.9%
% of FP17s for the same patient ID Re-attending within 3 months - Adults	884	5,312	16.6%	14.7%	15.2%	15.9%
% of FP17s for the same patient ID Re-attending between 3 & 9 months - Children	1,139	1,949	58.4%	51.5%	59.1%	58.1%
% of FP17s for the same patient ID Re-attending between 3 & 9 months - Adults	2,850	5,312	53.7%	47.4%	51.7%	50.6%
% of FP17s for Band 1 Urgent Courses	719	6,631	10.8%	8.1%	8.0%	9.1%
% of FP17s Relating to Free Repair or Replacements	34	6,631	0.5%	0.7%	0.8%	0.8%
% of FP17s Relating to Continuations	50	6,631	0.8%	0.8%	1.0%	1.1%
% of Patients satisfied with the dentistry they have received	15	16	93.8%	91.3%	91.5%	91.4%
% of Patients satisfied with the time they had to wait for an appointment	12	16	75.0%	90.2%	88.2%	87.7%

* This is based on patients treated on this contract for their most recent course of treatment. Figures in italics indicate the base number of FP17s or Patient Questionnaire responses are less than 100. N/A is shown where the base number of responses is less than 10 during the period. % is calculated as Quantity/Base number*100

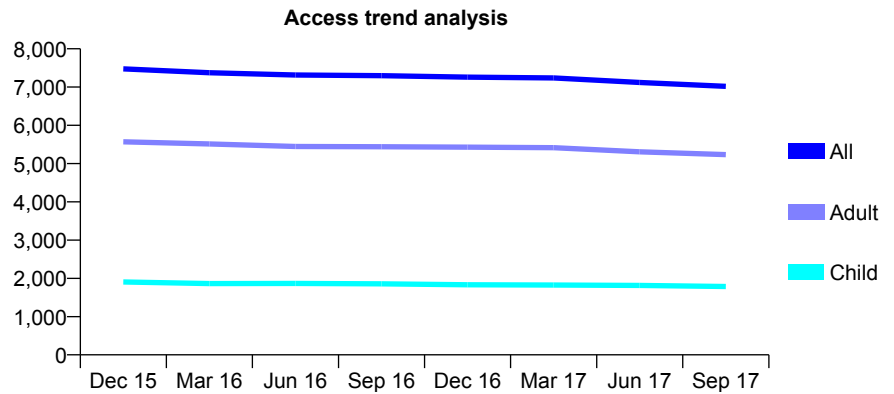
Q54 - Vital Signs At a Glance Contract Report for 122769/0001 - September 2017

Name or company name	Rees Dental Practice
Contract type name	GDS Contract
Purpose of contract	General
Contract start date	01/12/2010
Contract end date	

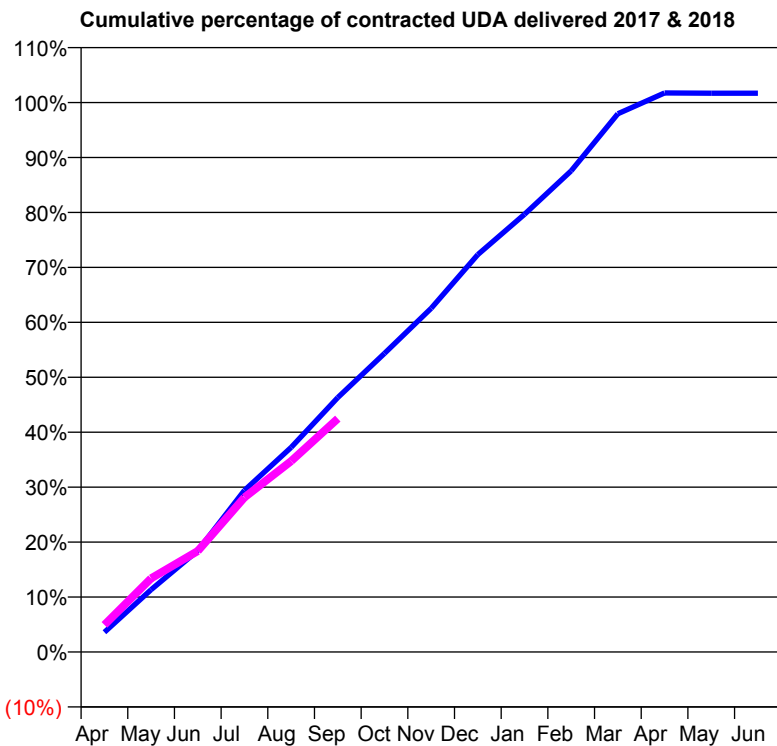
17/18 Contracted general activity (UDA)	22,098
Carry forward general activity (UDA)	-375
17/18 Contracted orthodontic activity (UOA)	0
Carry forward orthodontic activity (UOA)	0
Baseline contract value	£566,419.05

ACCESS*

Patients seen in 24 months	Total	Change since previous quarter
Quarter ending September 2016	7,296	
Quarter ending December 2016	7,260	→
Quarter ending March 2017	7,240	→
Quarter ending June 2017	7,119	↓
Quarter ending September 2017	7,020	↓
Variance since September 2016	(3.8%)	↓



ACTIVITY



Month	Adjusted Scheduled Activity (UDA)	
	2017	2018
April	798	1,092
May	2,508	2,965
June	4,079	4,061
July	6,500	6,217
August	8,231	7,676
September	10,232	9,389
October	12,010	
November	13,822	
December	15,986	
January	17,603	
February	19,352	
March	21,645	
April	22,480	
May	22,473	
June	22,473	

QUALITY

	Quantity	Base Number	Contract	AT	Region	England
% of FP17s for the same patient ID Re-attending within 3 months - Children	84	1,283	6.5%	9.9%	11.6%	11.9%
% of FP17s for the same patient ID Re-attending within 3 months - Adults	343	3,003	11.4%	14.7%	15.2%	15.9%
% of FP17s for the same patient ID Re-attending between 3 & 9 months - Children	704	1,283	54.9%	51.5%	59.1%	58.1%
% of FP17s for the same patient ID Re-attending between 3 & 9 months - Adults	1,606	3,003	53.5%	47.4%	51.7%	50.6%
% of FP17s for Band 1 Urgent Courses	172	3,916	4.4%	8.1%	8.0%	9.1%
% of FP17s Relating to Free Repair or Replacements	38	3,916	1.0%	0.7%	0.8%	0.8%
% of FP17s Relating to Continuations	69	3,916	1.8%	0.8%	1.0%	1.1%
% of Patients satisfied with the dentistry they have received	11	12	91.7%	91.3%	91.5%	91.4%
% of Patients satisfied with the time they had to wait for an appointment	12	12	100.0%	90.2%	88.2%	87.7%

* This is based on patients treated on this contract for their most recent course of treatment. Figures in italics indicate the base number of FP17s or Patient Questionnaire responses are less than 100. N/A is shown where the base number of responses is less than 10 during the period. % is calculated as Quantity/Base number*100

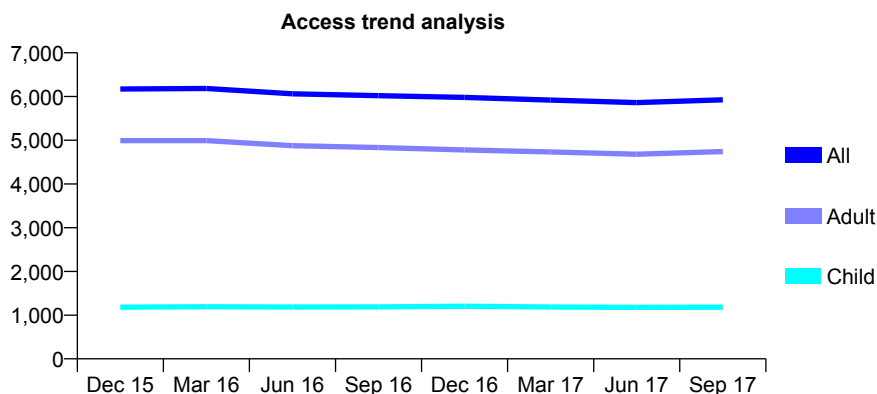
Q54 - Vital Signs At a Glance Contract Report for 125008/0001 - September 2017

Name or company name	Briars Dental Practice
Contract type name	GDS Contract
Purpose of contract	General and Orthodontic
Contract start date	01/04/2006
Contract end date	

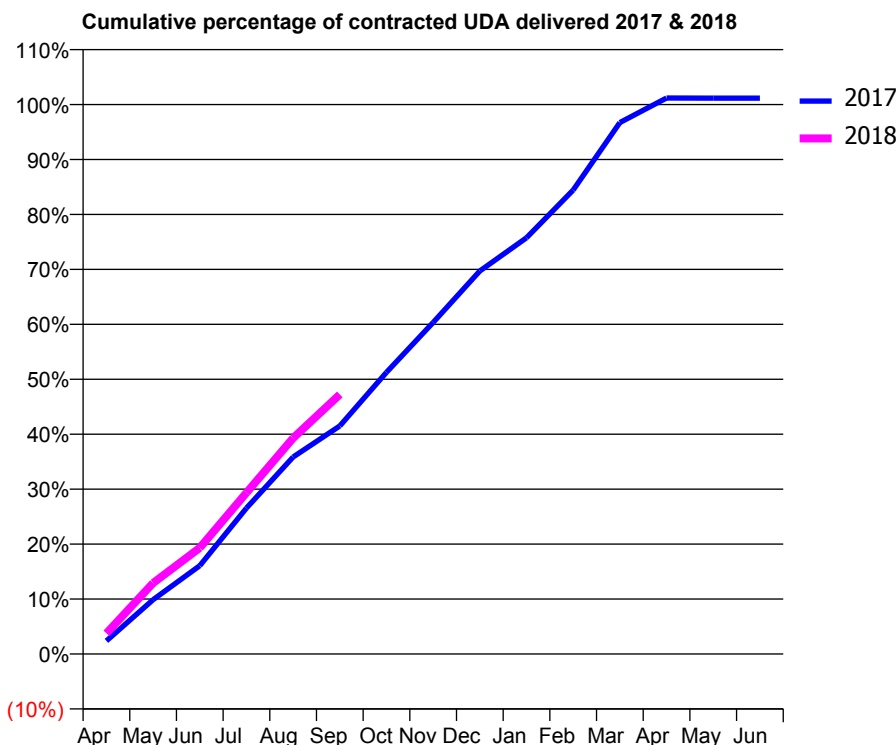
17/18 Contracted general activity (UDA)	18,492
Carry forward general activity (UDA)	0
17/18 Contracted orthodontic activity (UOA)	2,013
Carry forward orthodontic activity (UOA)	0
Baseline contract value	£561,021.19

ACCESS*

Patients seen in 24 months	Total	Change since previous quarter
Quarter ending September 2016	6,019	
Quarter ending December 2016	5,979	→
Quarter ending March 2017	5,919	↓
Quarter ending June 2017	5,861	→
Quarter ending September 2017	5,924	→
Variance since September 2016	(1.6%)	↓



ACTIVITY



Month	Adjusted Scheduled Activity (UDA)	
	2017	2018
April	444	699
May	1,829	2,388
June	2,972	3,573
July	4,910	5,429
August	6,629	7,268
September	7,677	8,737
October	9,482	
November	11,156	
December	12,890	
January	14,007	
February	15,612	
March	17,883	
April	18,709	
May	18,708	
June	18,708	

QUALITY

	Quantity	Base Number	Contract	AT	Region	England
% of FP17s for the same patient ID Re-attending within 3 months - Children	60	949	6.3%	9.9%	11.6%	11.9%
% of FP17s for the same patient ID Re-attending within 3 months - Adults	395	3,356	11.8%	14.7%	15.2%	15.9%
% of FP17s for the same patient ID Re-attending between 3 & 9 months - Children	486	949	51.2%	51.5%	59.1%	58.1%
% of FP17s for the same patient ID Re-attending between 3 & 9 months - Adults	1,897	3,356	56.5%	47.4%	51.7%	50.6%
% of FP17s for Band 1 Urgent Courses	138	3,852	3.6%	8.1%	8.0%	9.1%
% of FP17s Relating to Free Repair or Replacements	38	3,852	1.0%	0.7%	0.8%	0.8%
% of FP17s Relating to Continuations	35	3,852	0.9%	0.8%	1.0%	1.1%
% of Patients satisfied with the dentistry they have received	17	19	89.5%	91.3%	91.5%	91.4%
% of Patients satisfied with the time they had to wait for an appointment	16	19	84.2%	90.2%	88.2%	87.7%

* This is based on patients treated on this contract for their most recent course of treatment. Figures in italics indicate the base number of FP17s or Patient Questionnaire responses are less than 100. N/A is shown where the base number of responses is less than 10 during the period. % is calculated as Quantity/Base number*100

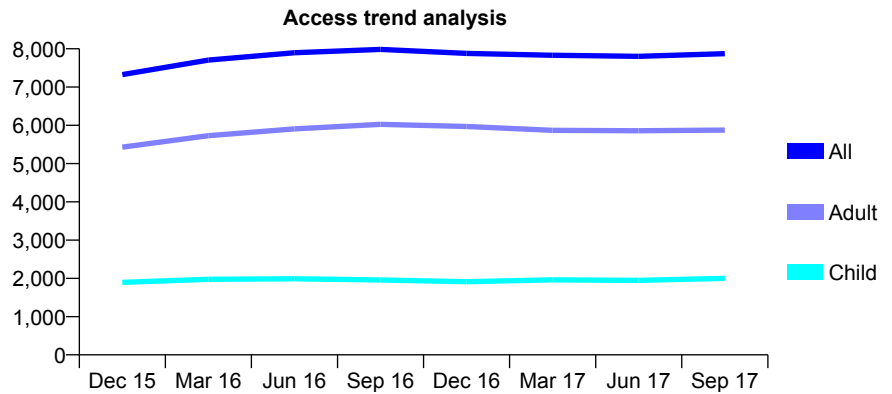
Q54 - Vital Signs At a Glance Contract Report for 126543/0001 - September 2017

Name or company name	Amblecote Dental Care
Contract type name	Pilot Contract
Purpose of contract	General and Orthodontic
Contract start date	01/10/2014
Contract end date	

17/18 Contracted general activity (UDA)	21,139
Carry forward general activity (UDA)	0
17/18 Contracted orthodontic activity (UOA)	1,699
Carry forward orthodontic activity (UOA)	-34
Baseline contract value	£785,177.96

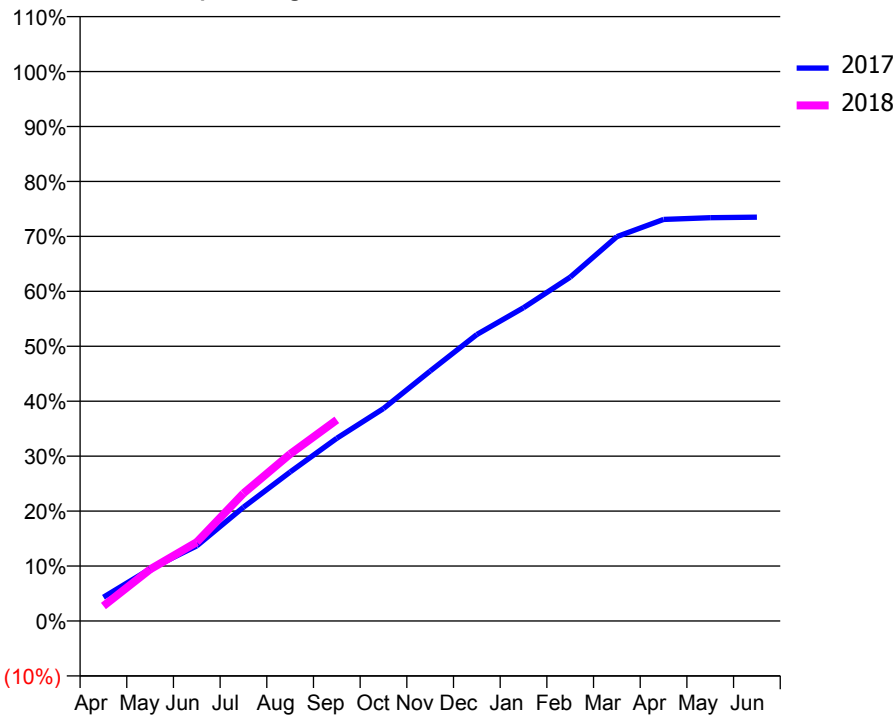
ACCESS*

Patients seen in 24 months	Total	Change since previous quarter
Quarter ending September 2016	7,984	
Quarter ending December 2016	7,880	↓
Quarter ending March 2017	7,830	→
Quarter ending June 2017	7,804	→
Quarter ending September 2017	7,874	→
Variance since September 2016	(1.4%)	↓



ACTIVITY

Cumulative percentage of contracted UDA delivered 2017 & 2018



Month	Adjusted Scheduled Activity (UDA)	
	2017	2018
April	915	577
May	2,002	1,989
June	2,891	3,033
July	4,378	4,913
August	5,733	6,426
September	7,031	7,739
October	8,175	
November	9,618	
December	11,020	
January	12,052	
February	13,228	
March	14,789	
April	15,450	
May	15,516	
June	15,533	

QUALITY

	Quantity	Base Number	Contract	AT	Region	England
% of FP17s for the same patient ID Re-attending within 3 months - Children	113	1,714	6.6%	9.9%	11.6%	11.9%
% of FP17s for the same patient ID Re-attending within 3 months - Adults	348	3,533	9.8%	14.7%	15.2%	15.9%
% of FP17s for the same patient ID Re-attending between 3 & 9 months - Children	1,027	1,714	59.9%	51.5%	59.1%	58.1%
% of FP17s for the same patient ID Re-attending between 3 & 9 months - Adults	1,356	3,533	38.4%	47.4%	51.7%	50.6%
% of FP17s for Band 1 Urgent Courses	89	4,706	1.9%	8.1%	8.0%	9.1%
% of FP17s Relating to Free Repair or Replacements	22	4,706	0.5%	0.7%	0.8%	0.8%
% of FP17s Relating to Continuations	25	4,706	0.5%	0.8%	1.0%	1.1%
% of Patients satisfied with the dentistry they have received	5	6	N/A	91.3%	91.5%	91.4%
% of Patients satisfied with the time they had to wait for an appointment	4	6	N/A	90.2%	88.2%	87.7%

* This is based on patients treated on this contract for their most recent course of treatment. Figures in italics indicate the base number of FP17s or Patient Questionnaire responses are less than 100. N/A is shown where the base number of responses is less than 10 during the period. % is calculated as Quantity/Base number*100

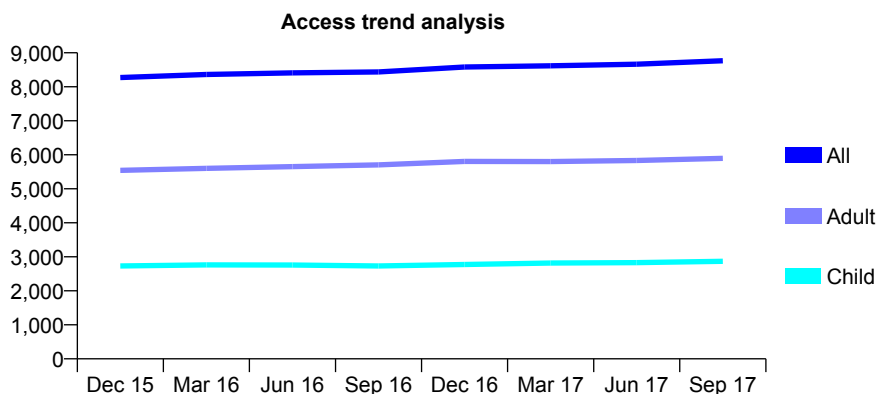
Q54 - Vital Signs At a Glance Contract Report for 127930/0001 - September 2017

Name or company name	Dr R Patel & Dr D Patel & Dr P S Dogra
Contract type name	GDS Contract
Purpose of contract	General
Contract start date	02/07/2010
Contract end date	

17/18 Contracted general activity (UDA)	23,248
Carry forward general activity (UDA)	373
17/18 Contracted orthodontic activity (UOA)	0
Carry forward orthodontic activity (UOA)	0
Baseline contract value	£632,091.54

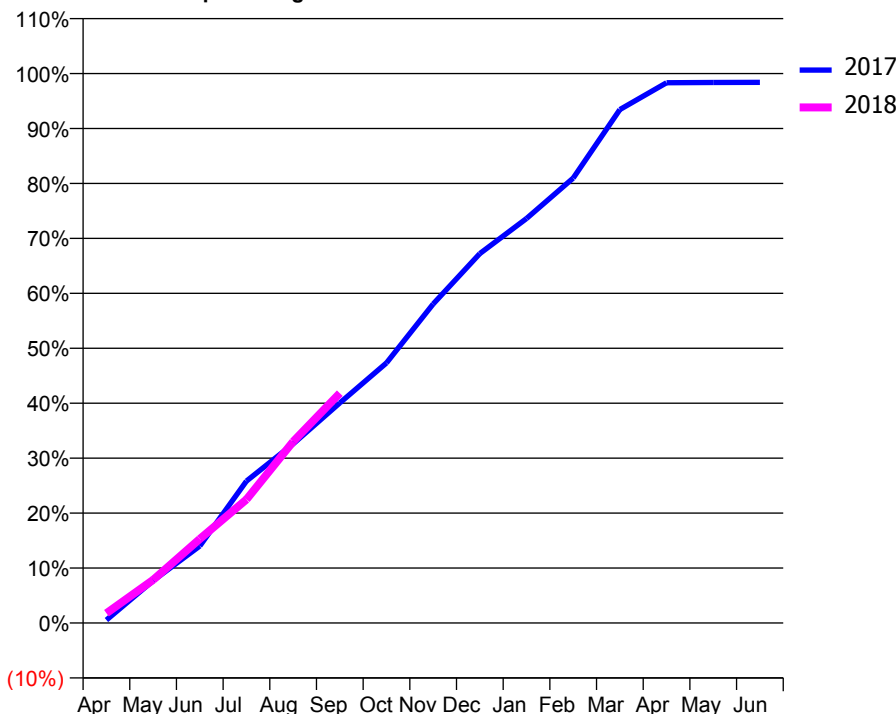
ACCESS*

Patients seen in 24 months	Total	Change since previous quarter
Quarter ending September 2016	8,438	
Quarter ending December 2016	8,583	→
Quarter ending March 2017	8,619	→
Quarter ending June 2017	8,666	→
Quarter ending September 2017	8,766	→
Variance since September 2016	3.9%	↑



ACTIVITY

Cumulative percentage of contracted UDA delivered 2017 & 2018



Month	Adjusted Scheduled Activity (UDA)	
	2017	2018
April	129	413
May	1,793	1,824
June	3,258	3,557
July	6,006	5,228
August	7,578	7,677
September	9,310	9,723
October	11,003	
November	13,495	
December	15,633	
January	17,112	
February	18,821	
March	21,724	
April	22,856	
May	22,866	
June	22,875	

QUALITY

	Quantity	Base Number	Contract	AT	Region	England
% of FP17s for the same patient ID Re-attending within 3 months - Children	109	1,810	6.0%	9.9%	11.6%	11.9%
% of FP17s for the same patient ID Re-attending within 3 months - Adults	474	3,609	13.1%	14.7%	15.2%	15.9%
% of FP17s for the same patient ID Re-attending between 3 & 9 months - Children	903	1,810	49.9%	51.5%	59.1%	58.1%
% of FP17s for the same patient ID Re-attending between 3 & 9 months - Adults	1,733	3,609	48.0%	47.4%	51.7%	50.6%
% of FP17s for Band 1 Urgent Courses	563	4,977	11.3%	8.1%	8.0%	9.1%
% of FP17s Relating to Free Repair or Replacements	11	4,977	0.2%	0.7%	0.8%	0.8%
% of FP17s Relating to Continuations	6	4,977	0.1%	0.8%	1.0%	1.1%
% of Patients satisfied with the dentistry they have received	9	9	N/A	91.3%	91.5%	91.4%
% of Patients satisfied with the time they had to wait for an appointment	9	9	N/A	90.2%	88.2%	87.7%

* This is based on patients treated on this contract for their most recent course of treatment. Figures in italics indicate the base number of FP17s or Patient Questionnaire responses are less than 100. N/A is shown where the base number of responses is less than 10 during the period. % is calculated as Quantity/Base number*100

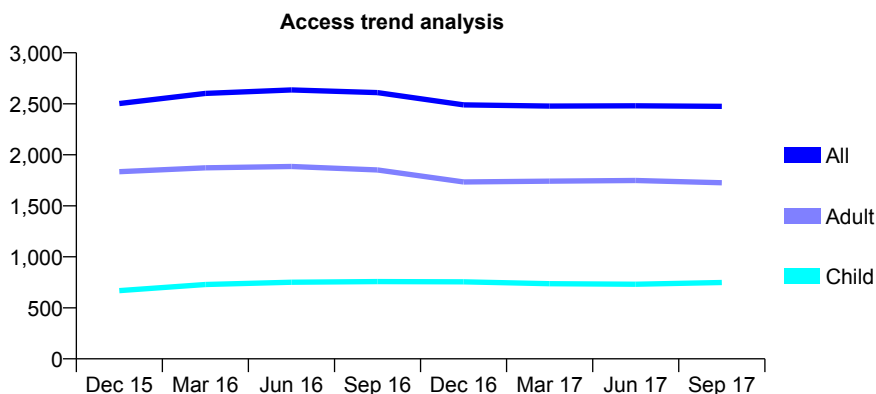
Q54 - Vital Signs At a Glance Contract Report for 129321/0001 - September 2017

Name or company name	Smile By Smile Dental
Contract type name	GDS Contract
Purpose of contract	General and Orthodontic
Contract start date	01/08/2011
Contract end date	

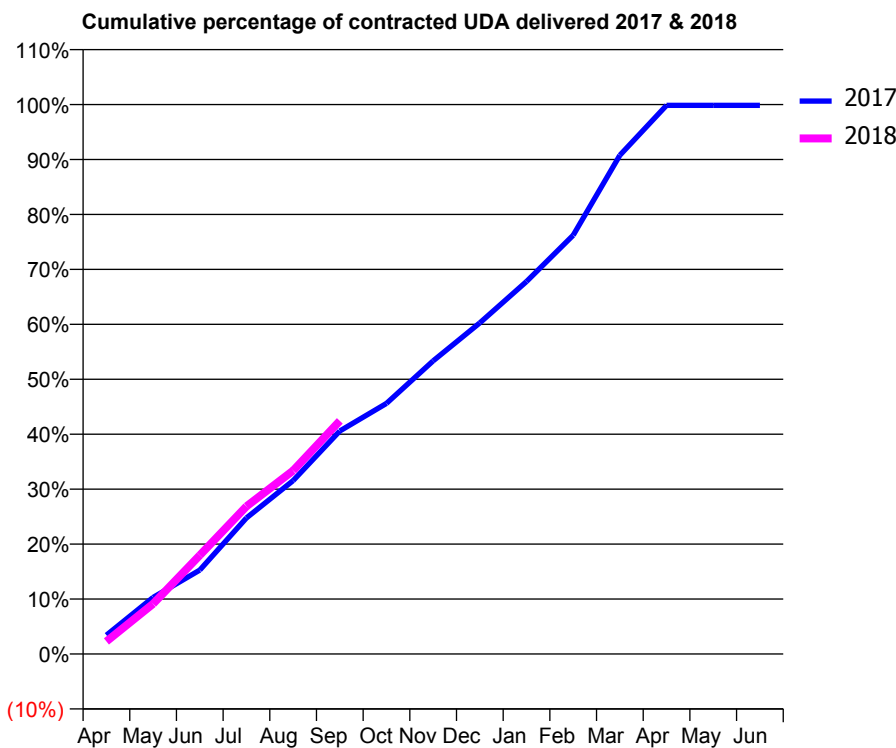
17/18 Contracted general activity (UDA)	8,806
Carry forward general activity (UDA)	12
17/18 Contracted orthodontic activity (UOA)	227
Carry forward orthodontic activity (UOA)	-3
Baseline contract value	£216,929.45

ACCESS*

Patients seen in 24 months	Total	Change since previous quarter
Quarter ending September 2016	2,610	
Quarter ending December 2016	2,489	↓
Quarter ending March 2017	2,478	→
Quarter ending June 2017	2,481	→
Quarter ending September 2017	2,475	→
Variance since September 2016	(5.2%)	↓



ACTIVITY



Month	Adjusted Scheduled Activity (UDA)	
	2017	2018
April	302	203
May	908	804
June	1,346	1,582
July	2,180	2,366
August	2,779	2,940
September	3,575	3,736
October	4,016	
November	4,698	
December	5,307	
January	5,969	
February	6,710	
March	7,994	
April	8,791	
May	8,791	
June	8,793	

QUALITY

	Quantity	Base Number	Contract	AT	Region	England
% of FP17s for the same patient ID Re-attending within 3 months - Children	75	690	10.9%	9.9%	11.6%	11.9%
% of FP17s for the same patient ID Re-attending within 3 months - Adults	163	1,457	11.2%	14.7%	15.2%	15.9%
% of FP17s for the same patient ID Re-attending between 3 & 9 months - Children	460	690	66.7%	51.5%	59.1%	58.1%
% of FP17s for the same patient ID Re-attending between 3 & 9 months - Adults	1,031	1,457	70.8%	47.4%	51.7%	50.6%
% of FP17s for Band 1 Urgent Courses	78	1,913	4.1%	8.1%	8.0%	9.1%
% of FP17s Relating to Free Repair or Replacements	0	1,913	0.0%	0.7%	0.8%	0.8%
% of FP17s Relating to Continuations	0	1,913	0.0%	0.8%	1.0%	1.1%
% of Patients satisfied with the dentistry they have received	7	7	N/A	91.3%	91.5%	91.4%
% of Patients satisfied with the time they had to wait for an appointment	7	7	N/A	90.2%	88.2%	87.7%

* This is based on patients treated on this contract for their most recent course of treatment. Figures in italics indicate the base number of FP17s or Patient Questionnaire responses are less than 100. N/A is shown where the base number of responses is less than 10 during the period. % is calculated as Quantity/Base number*100

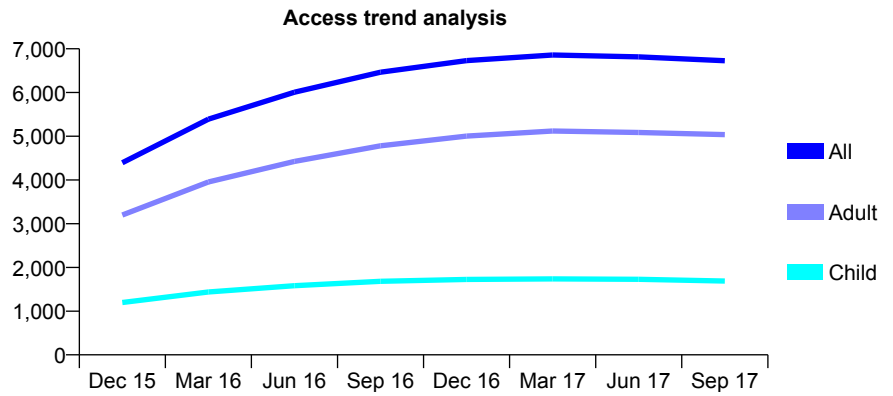
Q54 - Vital Signs At a Glance Contract Report for 130257/0001 - September 2017

Name or company name	Knowle & Dorridge Dental Practice
Contract type name	GDS Contract
Purpose of contract	General
Contract start date	01/04/2015
Contract end date	

17/18 Contracted general activity (UDA)	14,442
Carry forward general activity (UDA)	39
17/18 Contracted orthodontic activity (UOA)	0
Carry forward orthodontic activity (UOA)	0
Baseline contract value	£353,517.88

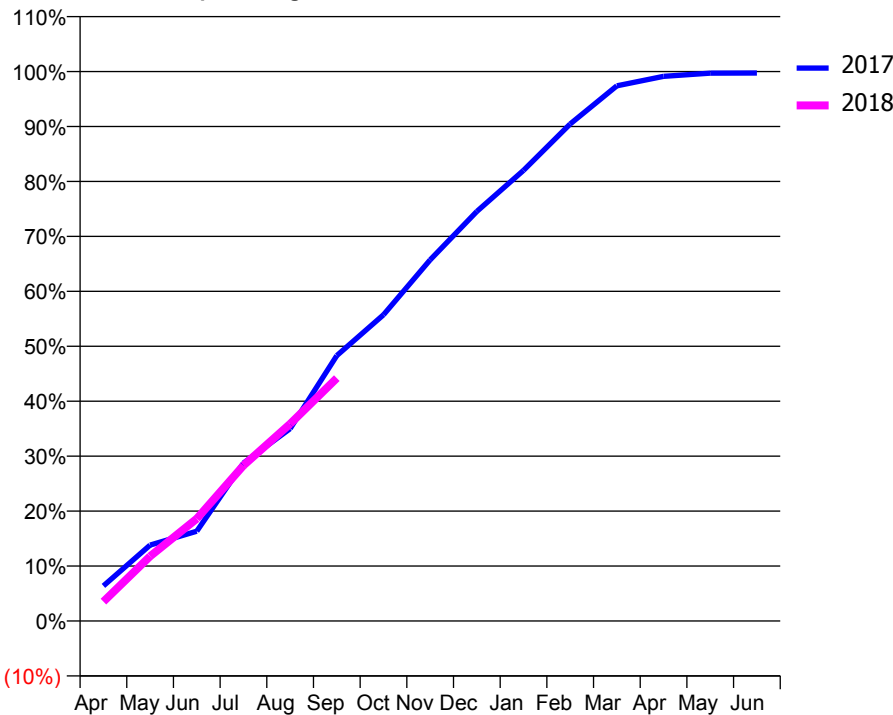
ACCESS*

Patients seen in 24 months	Total	Change since previous quarter
Quarter ending September 2016	6,464	
Quarter ending December 2016	6,730	↑
Quarter ending March 2017	6,859	→
Quarter ending June 2017	6,815	→
Quarter ending September 2017	6,727	↓
Variance since September 2016	4.1%	↑



ACTIVITY

Cumulative percentage of contracted UDA delivered 2017 & 2018



Month	Adjusted Scheduled Activity (UDA)	
	2017	2018
April	924	509
May	1,995	1,702
June	2,362	2,691
July	4,153	4,089
August	5,057	5,181
September	6,974	6,383
October	8,048	
November	9,493	
December	10,765	
January	11,845	
February	13,065	
March	14,066	
April	14,314	
May	14,398	
June	14,402	

QUALITY

	Quantity	Base Number	Contract	AT	Region	England
% of FP17s for the same patient ID Re-attending within 3 months - Children	80	1,294	6.2%	9.9%	11.6%	11.9%
% of FP17s for the same patient ID Re-attending within 3 months - Adults	462	3,235	14.3%	14.7%	15.2%	15.9%
% of FP17s for the same patient ID Re-attending between 3 & 9 months - Children	722	1,294	55.8%	51.5%	59.1%	58.1%
% of FP17s for the same patient ID Re-attending between 3 & 9 months - Adults	1,605	3,235	49.6%	47.4%	51.7%	50.6%
% of FP17s for Band 1 Urgent Courses	344	4,017	8.6%	8.1%	8.0%	9.1%
% of FP17s Relating to Free Repair or Replacements	48	4,017	1.2%	0.7%	0.8%	0.8%
% of FP17s Relating to Continuations	14	4,017	0.3%	0.8%	1.0%	1.1%
% of Patients satisfied with the dentistry they have received	11	11	100.0%	91.3%	91.5%	91.4%
% of Patients satisfied with the time they had to wait for an appointment	8	11	72.7%	90.2%	88.2%	87.7%

* This is based on patients treated on this contract for their most recent course of treatment. Figures in italics indicate the base number of FP17s or Patient Questionnaire responses are less than 100. N/A is shown where the base number of responses is less than 10 during the period. % is calculated as Quantity/Base number*100

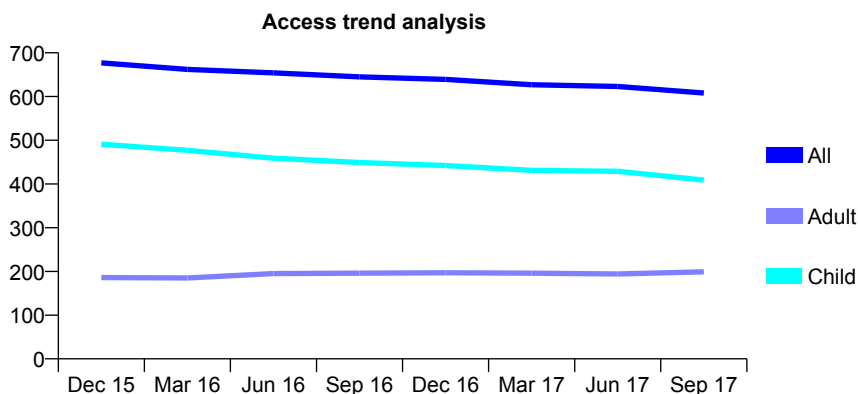
Q54 - Vital Signs At a Glance Contract Report for 130842/0001 - September 2017

Name or company name	Mr P H McCullough & Mrs S J McCullough
Contract type name	GDS Contract
Purpose of contract	General
Contract start date	01/04/2006
Contract end date	

17/18 Contracted general activity (UDA)	1,440
Carry forward general activity (UDA)	0
17/18 Contracted orthodontic activity (UOA)	0
Carry forward orthodontic activity (UOA)	0
Baseline contract value	£40,693.83

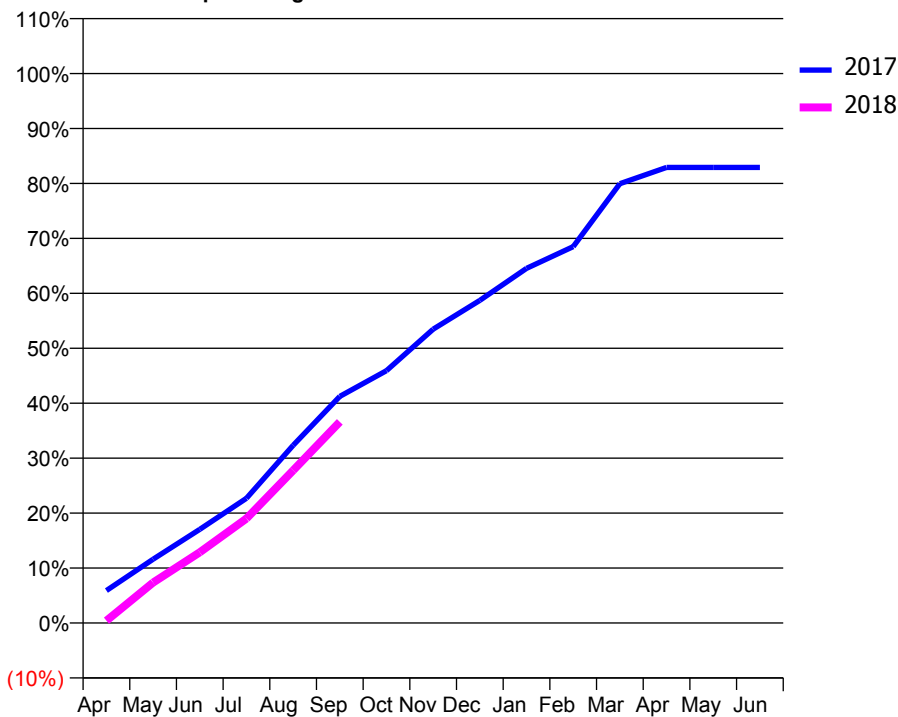
ACCESS*

Patients seen in 24 months	Total	Change since previous quarter
Quarter ending September 2016	645	
Quarter ending December 2016	639	→
Quarter ending March 2017	627	↓
Quarter ending June 2017	623	→
Quarter ending September 2017	608	↓
Variance since September 2016	(5.7%)	↓



ACTIVITY

Cumulative percentage of contracted UDA delivered 2017 & 2018



Adjusted Scheduled Activity (UDA)

Month	2017	2018
April	85	6
May	167	106
June	245	185
July	327	274
August	466	400
September	594	527
October	661	
November	770	
December	845	
January	929	
February	986	
March	1,151	
April	1,194	
May	1,194	
June	1,194	

QUALITY

	Quantity	Base Number	Contract	AT	Region	England
% of FP17s for the same patient ID Re-attending within 3 months - Children	17	301	5.6%	9.9%	11.6%	11.9%
% of FP17s for the same patient ID Re-attending within 3 months - Adults	2	92	2.2%	14.7%	15.2%	15.9%
% of FP17s for the same patient ID Re-attending between 3 & 9 months - Children	205	301	68.1%	51.5%	59.1%	58.1%
% of FP17s for the same patient ID Re-attending between 3 & 9 months - Adults	50	92	54.3%	47.4%	51.7%	50.6%
% of FP17s for Band 1 Urgent Courses	6	361	1.7%	8.1%	8.0%	9.1%
% of FP17s Relating to Free Repair or Replacements	0	361	0.0%	0.7%	0.8%	0.8%
% of FP17s Relating to Continuations	0	361	0.0%	0.8%	1.0%	1.1%
% of Patients satisfied with the dentistry they have received	1	1	N/A	91.3%	91.5%	91.4%
% of Patients satisfied with the time they had to wait for an appointment	1	1	N/A	90.2%	88.2%	87.7%

* This is based on patients treated on this contract for their most recent course of treatment. Figures in italics indicate the base number of FP17s or Patient Questionnaire responses are less than 100. N/A is shown where the base number of responses is less than 10 during the period. % is calculated as Quantity/Base number*100

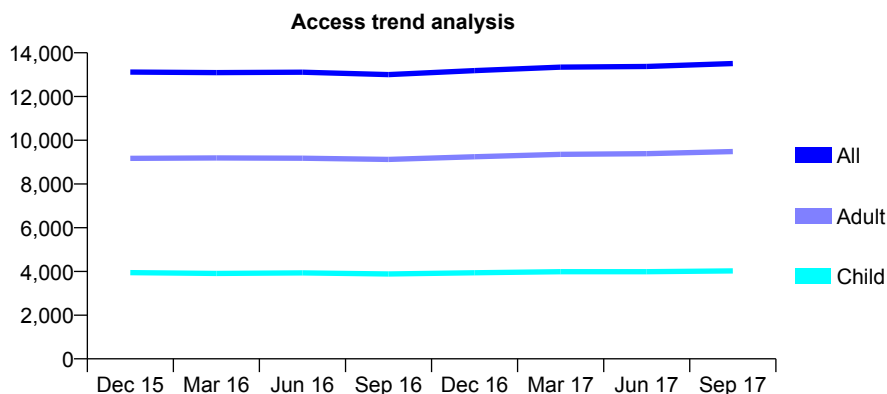
Q54 - Vital Signs At a Glance Contract Report for 131342/0001 - September 2017

Name or company name	Camila Pema Dhaya & Jatinder Kaur
Contract type name	GDS Contract
Purpose of contract	General and Orthodontic
Contract start date	01/04/2010
Contract end date	

17/18 Contracted general activity (UDA)	44,254
Carry forward general activity (UDA)	-644
17/18 Contracted orthodontic activity (UOA)	1,091
Carry forward orthodontic activity (UOA)	15
Baseline contract value	£1,329,614.45

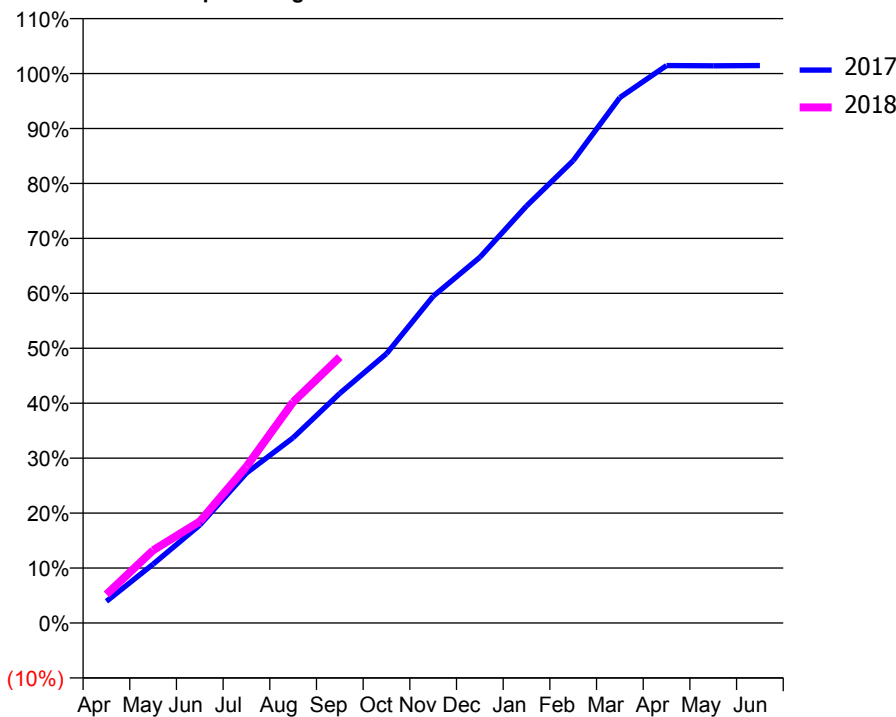
ACCESS*

Patients seen in 24 months	Total	Change since previous quarter
Quarter ending September 2016	13,004	
Quarter ending December 2016	13,185	→
Quarter ending March 2017	13,342	→
Quarter ending June 2017	13,372	→
Quarter ending September 2017	13,508	→
Variance since September 2016	3.9%	↑



ACTIVITY

Cumulative percentage of contracted UDA delivered 2017 & 2018



Month	Adjusted Scheduled Activity (UDA)	
	2017	2018
April	1,742	2,308
May	4,742	5,863
June	7,883	8,174
July	12,076	12,607
August	14,924	17,803
September	18,496	21,418
October	21,690	
November	26,315	
December	29,452	
January	33,582	
February	37,237	
March	42,320	
April	44,890	
May	44,876	
June	44,898	

QUALITY

	Quantity	Base Number	Contract	AT	Region	England
% of FP17s for the same patient ID Re-attending within 3 months - Children	397	3,004	13.2%	9.9%	11.6%	11.9%
% of FP17s for the same patient ID Re-attending within 3 months - Adults	1,241	6,786	18.3%	14.7%	15.2%	15.9%
% of FP17s for the same patient ID Re-attending between 3 & 9 months - Children	1,562	3,004	52.0%	51.5%	59.1%	58.1%
% of FP17s for the same patient ID Re-attending between 3 & 9 months - Adults	3,328	6,786	49.0%	47.4%	51.7%	50.6%
% of FP17s for Band 1 Urgent Courses	598	8,058	7.4%	8.1%	8.0%	9.1%
% of FP17s Relating to Free Repair or Replacements	106	8,058	1.3%	0.7%	0.8%	0.8%
% of FP17s Relating to Continuations	62	8,058	0.8%	0.8%	1.0%	1.1%
% of Patients satisfied with the dentistry they have received	7	8	N/A	91.3%	91.5%	91.4%
% of Patients satisfied with the time they had to wait for an appointment	7	8	N/A	90.2%	88.2%	87.7%

* This is based on patients treated on this contract for their most recent course of treatment. Figures in italics indicate the base number of FP17s or Patient Questionnaire responses are less than 100. N/A is shown where the base number of responses is less than 10 during the period. % is calculated as Quantity/Base number*100

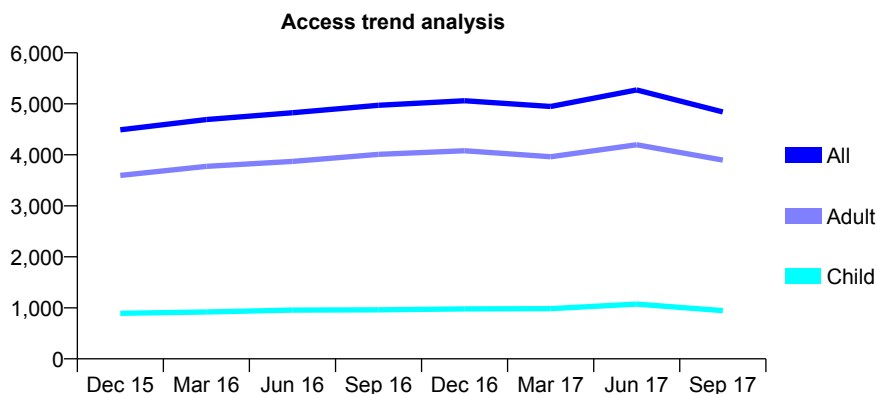
Q54 - Vital Signs At a Glance Contract Report for 132780/0001 - September 2017

Name or company name	Kingswinford Health Centre 1
Contract type name	GDS Contract
Purpose of contract	General
Contract start date	01/09/2014
Contract end date	

17/18 Contracted general activity (UDA)	14,554
Carry forward general activity (UDA)	367
17/18 Contracted orthodontic activity (UOA)	0
Carry forward orthodontic activity (UOA)	0
Baseline contract value	£351,591.10

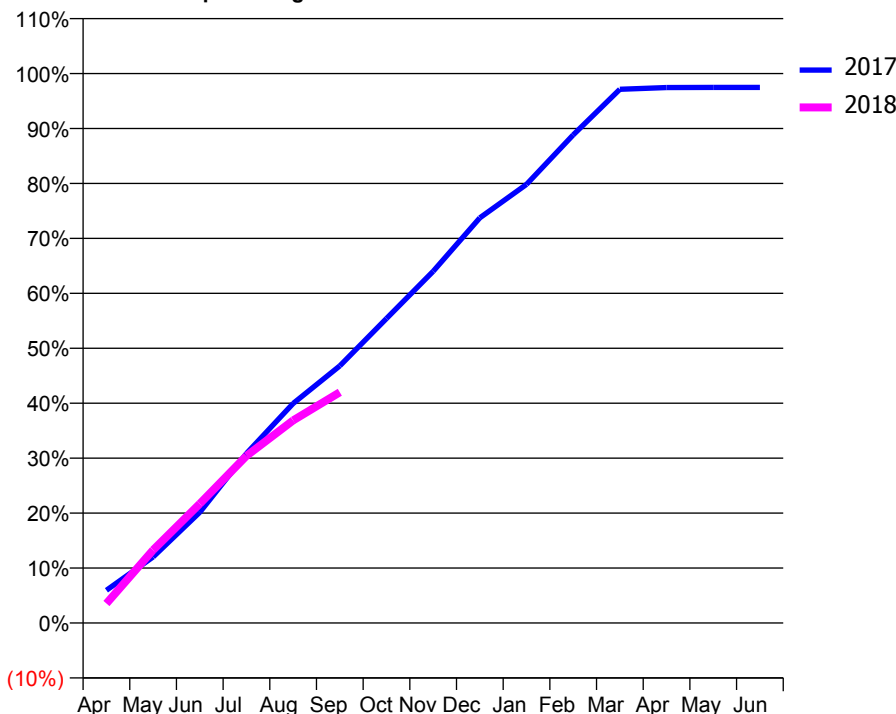
ACCESS*

Patients seen in 24 months	Total	Change since previous quarter
Quarter ending September 2016	4,971	
Quarter ending December 2016	5,060	→
Quarter ending March 2017	4,947	↓
Quarter ending June 2017	5,271	↑
Quarter ending September 2017	4,841	↓
Variance since September 2016	(2.6%)	↓



ACTIVITY

Cumulative percentage of contracted UDA delivered 2017 & 2018



Adjusted Scheduled Activity (UDA)

Month	2017	2018
April	867	518
May	1,750	1,935
June	2,934	3,159
July	4,491	4,429
August	5,815	5,368
September	6,811	6,111
October	8,067	
November	9,317	
December	10,733	
January	11,619	
February	12,927	
March	14,138	
April	14,184	
May	14,186	
June	14,186	

QUALITY

	Quantity	Base Number	Contract	AT	Region	England
% of FP17s for the same patient ID Re-attending within 3 months - Children	23	656	3.5%	9.9%	11.6%	11.9%
% of FP17s for the same patient ID Re-attending within 3 months - Adults	362	2,700	13.4%	14.7%	15.2%	15.9%
% of FP17s for the same patient ID Re-attending between 3 & 9 months - Children	324	656	49.4%	51.5%	59.1%	58.1%
% of FP17s for the same patient ID Re-attending between 3 & 9 months - Adults	1,372	2,700	50.8%	47.4%	51.7%	50.6%
% of FP17s for Band 1 Urgent Courses	146	3,346	4.4%	8.1%	8.0%	9.1%
% of FP17s Relating to Free Repair or Replacements	35	3,346	1.0%	0.7%	0.8%	0.8%
% of FP17s Relating to Continuations	50	3,346	1.5%	0.8%	1.0%	1.1%
% of Patients satisfied with the dentistry they have received	12	12	100.0%	91.3%	91.5%	91.4%
% of Patients satisfied with the time they had to wait for an appointment	12	12	100.0%	90.2%	88.2%	87.7%

* This is based on patients treated on this contract for their most recent course of treatment. Figures in italics indicate the base number of FP17s or Patient Questionnaire responses are less than 100. N/A is shown where the base number of responses is less than 10 during the period. % is calculated as Quantity/Base number*100

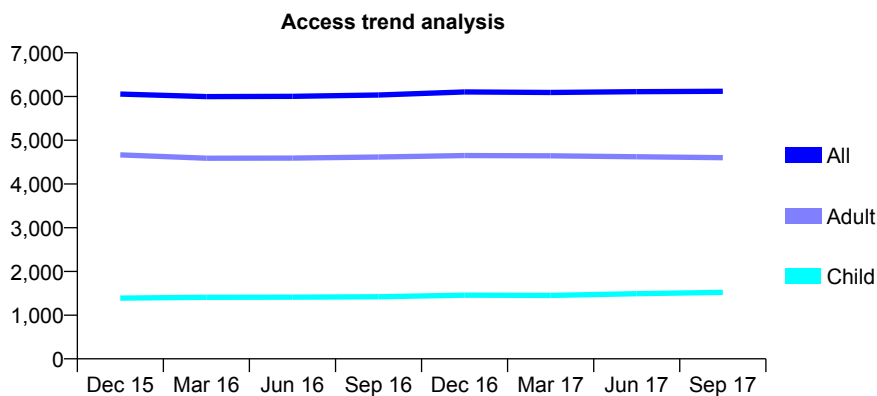
Q54 - Vital Signs At a Glance Contract Report for 133507/0001 - September 2017

Name or company name	Castle Bromwich Dental Care
Contract type name	GDS Contract
Purpose of contract	General
Contract start date	01/10/2012
Contract end date	

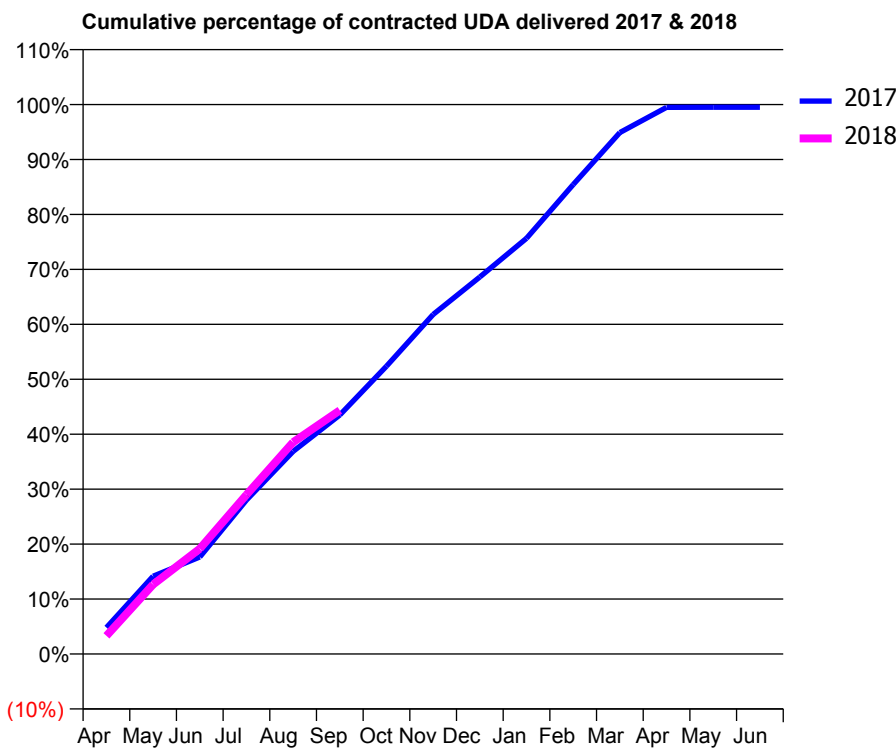
17/18 Contracted general activity (UDA)	17,362
Carry forward general activity (UDA)	84
17/18 Contracted orthodontic activity (UOA)	0
Carry forward orthodontic activity (UOA)	0
Baseline contract value	£420,804.47

ACCESS*

Patients seen in 24 months	Total	Change since previous quarter
Quarter ending September 2016	6,035	
Quarter ending December 2016	6,106	→
Quarter ending March 2017	6,093	→
Quarter ending June 2017	6,112	→
Quarter ending September 2017	6,121	→
Variance since September 2016	1.4%	→



ACTIVITY



Month	Adjusted Scheduled Activity (UDA)	
	2017	2018
April	835	577
May	2,457	2,195
June	3,064	3,327
July	4,866	5,031
August	6,400	6,693
September	7,552	7,701
October	9,094	
November	10,728	
December	11,913	
January	13,135	
February	14,832	
March	16,476	
April	17,272	
May	17,277	
June	17,277	

QUALITY

	Quantity	Base Number	Contract	AT	Region	England
% of FP17s for the same patient ID Re-attending within 3 months - Children	54	958	5.6%	9.9%	11.6%	11.9%
% of FP17s for the same patient ID Re-attending within 3 months - Adults	430	2,826	15.2%	14.7%	15.2%	15.9%
% of FP17s for the same patient ID Re-attending between 3 & 9 months - Children	510	958	53.2%	51.5%	59.1%	58.1%
% of FP17s for the same patient ID Re-attending between 3 & 9 months - Adults	1,389	2,826	49.2%	47.4%	51.7%	50.6%
% of FP17s for Band 1 Urgent Courses	196	3,482	5.6%	8.1%	8.0%	9.1%
% of FP17s Relating to Free Repair or Replacements	36	3,482	1.0%	0.7%	0.8%	0.8%
% of FP17s Relating to Continuations	50	3,482	1.4%	0.8%	1.0%	1.1%
% of Patients satisfied with the dentistry they have received	7	9	N/A	91.3%	91.5%	91.4%
% of Patients satisfied with the time they had to wait for an appointment	8	9	N/A	90.2%	88.2%	87.7%

* This is based on patients treated on this contract for their most recent course of treatment. Figures in italics indicate the base number of FP17s or Patient Questionnaire responses are less than 100. N/A is shown where the base number of responses is less than 10 during the period. % is calculated as Quantity/Base number*100

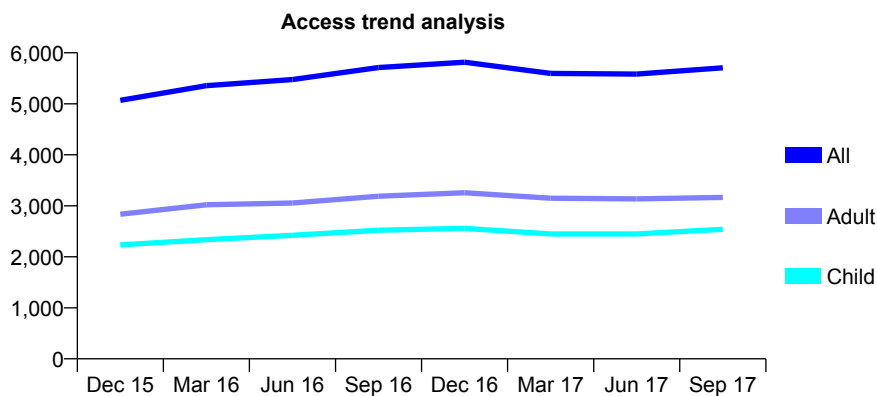
Q54 - Vital Signs At a Glance Contract Report for 133698/0001 - September 2017

Name or company name	Synergy Dental Practice Limited
Contract type name	PDS Plus Contract
Purpose of contract	General
Contract start date	01/10/2010
Contract end date	31/10/2020

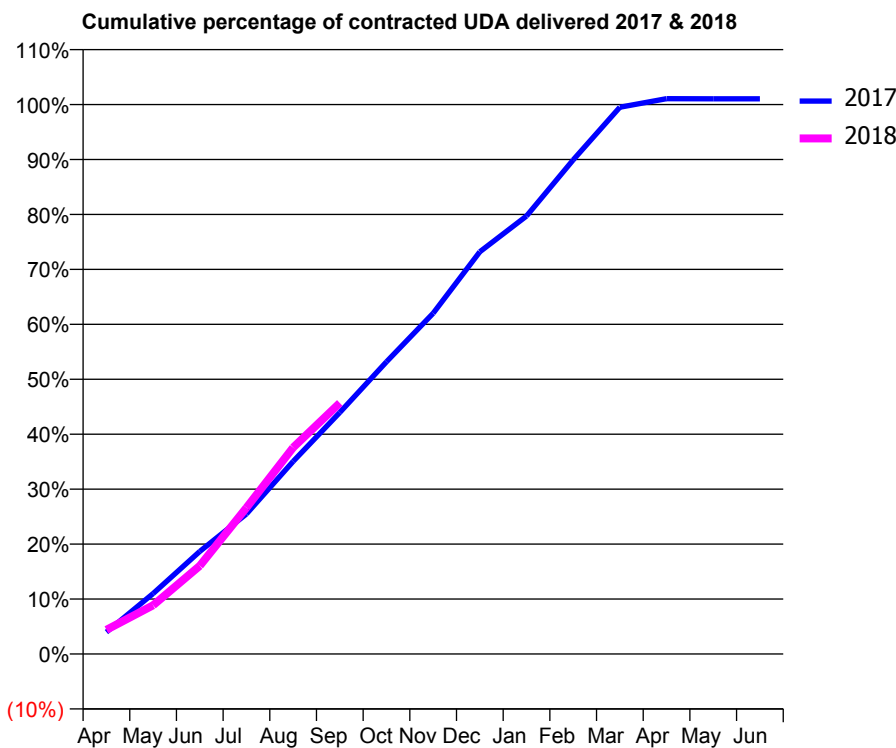
17/18 Contracted general activity (UDA)	12,000
Carry forward general activity (UDA)	0
17/18 Contracted orthodontic activity (UOA)	0
Carry forward orthodontic activity (UOA)	0
Baseline contract value	£229,591.57

ACCESS*

Patients seen in 24 months	Total	Change since previous quarter
Quarter ending September 2016	5,710	
Quarter ending December 2016	5,815	→
Quarter ending March 2017	5,597	↓
Quarter ending June 2017	5,584	→
Quarter ending September 2017	5,705	↑
Variance since September 2016	(0.1%)	→



ACTIVITY



Month	Adjusted Scheduled Activity (UDA)	
	2017	2018
April	480	528
May	1,320	1,065
June	2,240	1,926
July	3,058	3,195
August	4,207	4,509
September	5,275	5,483
October	6,381	
November	7,441	
December	8,784	
January	9,565	
February	10,791	
March	11,940	
April	12,126	
May	12,123	
June	12,123	

QUALITY

	Quantity	Base Number	Contract	AT	Region	England
% of FP17s for the same patient ID Re-attending within 3 months - Children	41	1,265	3.2%	9.9%	11.6%	11.9%
% of FP17s for the same patient ID Re-attending within 3 months - Adults	125	1,445	8.7%	14.7%	15.2%	15.9%
% of FP17s for the same patient ID Re-attending between 3 & 9 months - Children	539	1,265	42.6%	51.5%	59.1%	58.1%
% of FP17s for the same patient ID Re-attending between 3 & 9 months - Adults	576	1,445	39.9%	47.4%	51.7%	50.6%
% of FP17s for Band 1 Urgent Courses	215	2,612	8.2%	8.1%	8.0%	9.1%
% of FP17s Relating to Free Repair or Replacements	6	2,612	0.2%	0.7%	0.8%	0.8%
% of FP17s Relating to Continuations	0	2,612	0.0%	0.8%	1.0%	1.1%
% of Patients satisfied with the dentistry they have received	5	5	N/A	91.3%	91.5%	91.4%
% of Patients satisfied with the time they had to wait for an appointment	5	5	N/A	90.2%	88.2%	87.7%

* This is based on patients treated on this contract for their most recent course of treatment. Figures in italics indicate the base number of FP17s or Patient Questionnaire responses are less than 100. N/A is shown where the base number of responses is less than 10 during the period. % is calculated as Quantity/Base number*100

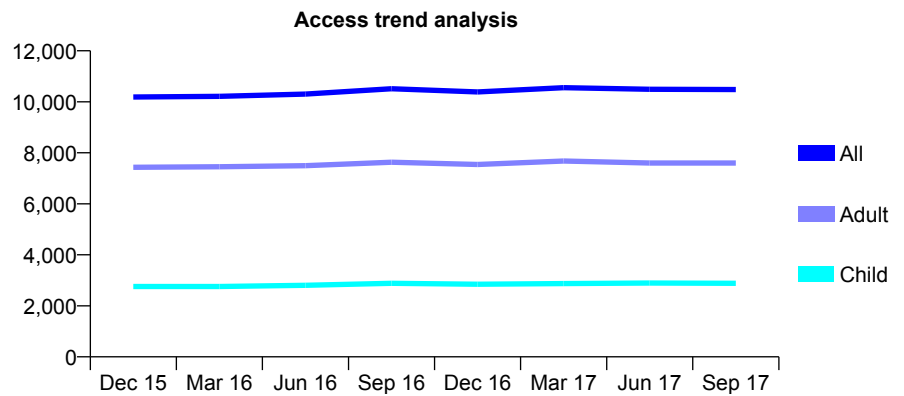
Q54 - Vital Signs At a Glance Contract Report for 135356/0001 - September 2017

Name or company name	Asden House Dental Clinic
Contract type name	GDS Contract
Purpose of contract	General
Contract start date	01/08/2012
Contract end date	

17/18 Contracted general activity (UDA)	29,744
Carry forward general activity (UDA)	0
17/18 Contracted orthodontic activity (UOA)	0
Carry forward orthodontic activity (UOA)	0
Baseline contract value	£855,074.86

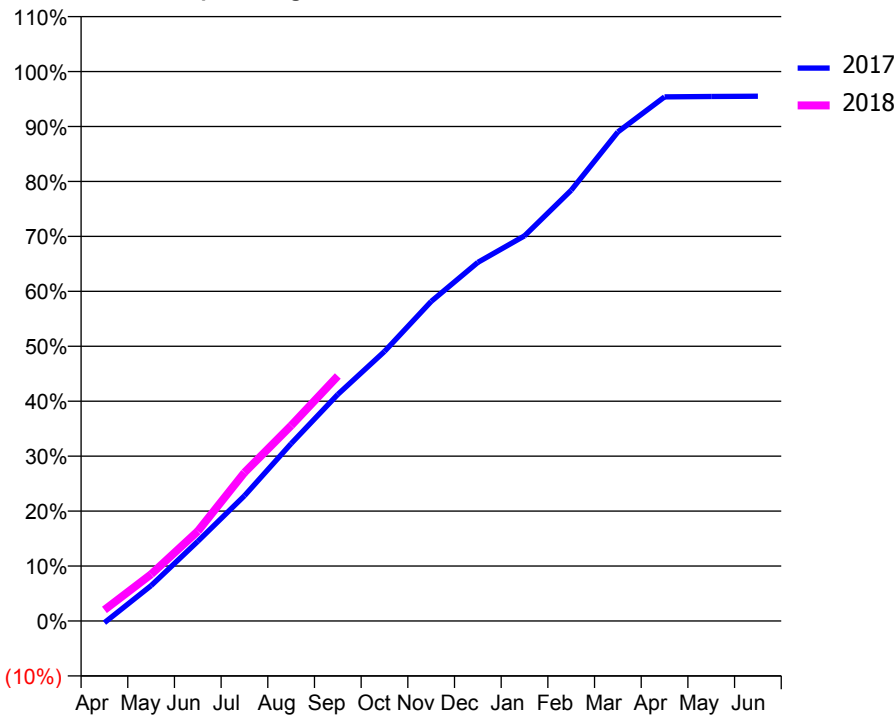
ACCESS*

Patients seen in 24 months	Total	Change since previous quarter
Quarter ending September 2016	10,512	
Quarter ending December 2016	10,389	↓
Quarter ending March 2017	10,552	→
Quarter ending June 2017	10,492	→
Quarter ending September 2017	10,483	→
Variance since September 2016	(0.3%)	→



ACTIVITY

Cumulative percentage of contracted UDA delivered 2017 & 2018



Month	2017	2018
April	-98	602
May	1,914	2,533
June	4,313	4,859
July	6,784	8,040
August	9,601	10,578
September	12,270	13,267
October	14,591	
November	17,300	
December	19,415	
January	20,850	
February	23,315	
March	26,473	
April	28,367	
May	28,393	
June	28,406	

QUALITY

	Quantity	Base Number	Contract	AT	Region	England
% of FP17s for the same patient ID Re-attending within 3 months - Children	180	1,775	10.1%	9.9%	11.6%	11.9%
% of FP17s for the same patient ID Re-attending within 3 months - Adults	766	4,177	18.3%	14.7%	15.2%	15.9%
% of FP17s for the same patient ID Re-attending between 3 & 9 months - Children	745	1,775	42.0%	51.5%	59.1%	58.1%
% of FP17s for the same patient ID Re-attending between 3 & 9 months - Adults	1,491	4,177	35.7%	47.4%	51.7%	50.6%
% of FP17s for Band 1 Urgent Courses	663	4,625	14.3%	8.1%	8.0%	9.1%
% of FP17s Relating to Free Repair or Replacements	35	4,625	0.8%	0.7%	0.8%	0.8%
% of FP17s Relating to Continuations	23	4,625	0.5%	0.8%	1.0%	1.1%
% of Patients satisfied with the dentistry they have received	10	11	90.9%	91.3%	91.5%	91.4%
% of Patients satisfied with the time they had to wait for an appointment	9	11	81.8%	90.2%	88.2%	87.7%

* This is based on patients treated on this contract for their most recent course of treatment. Figures in italics indicate the base number of FP17s or Patient Questionnaire responses are less than 100. N/A is shown where the base number of responses is less than 10 during the period. % is calculated as Quantity/Base number*100

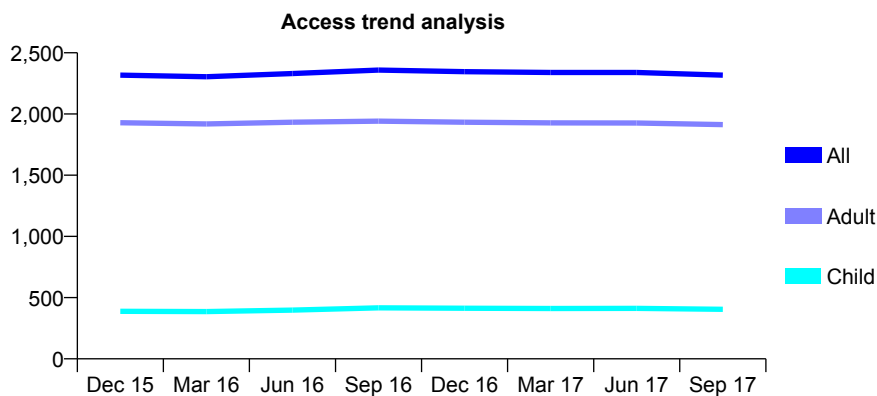
Q54 - Vital Signs At a Glance Contract Report for 135623/0001 - September 2017

Name or company name	New Coventry Road Dental Practice
Contract type name	GDS Contract
Purpose of contract	General
Contract start date	01/09/2011
Contract end date	

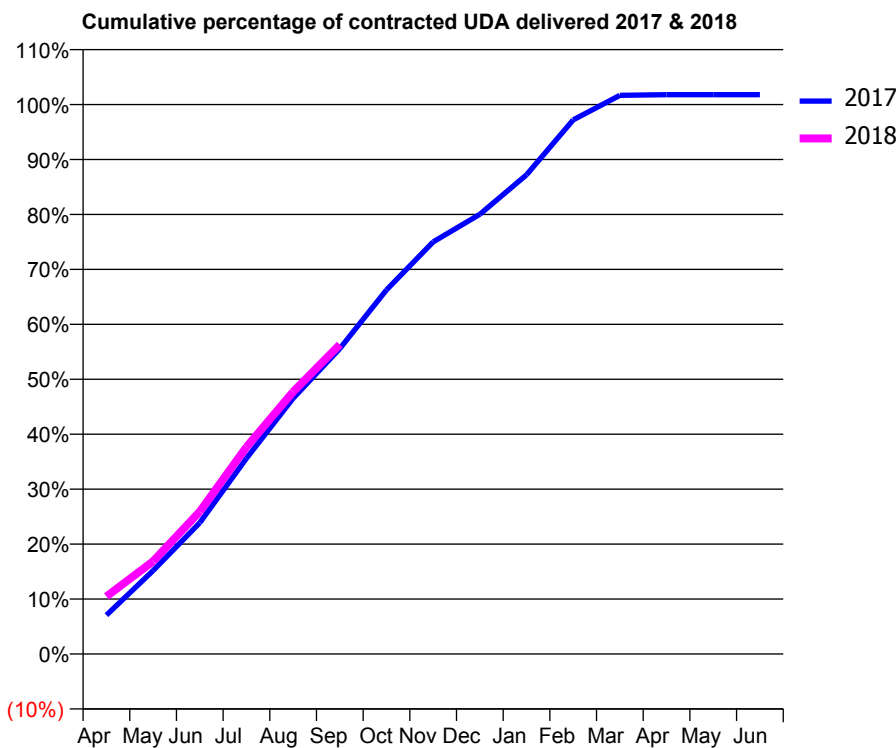
17/18 Contracted general activity (UDA)	7,068
Carry forward general activity (UDA)	-126
17/18 Contracted orthodontic activity (UOA)	0
Carry forward orthodontic activity (UOA)	0
Baseline contract value	£174,484.64

ACCESS*

Patients seen in 24 months	Total	Change since previous quarter
Quarter ending September 2016	2,359	
Quarter ending December 2016	2,346	→
Quarter ending March 2017	2,339	→
Quarter ending June 2017	2,339	→
Quarter ending September 2017	2,318	→
Variance since September 2016	(1.7%)	↓



ACTIVITY



Month	Adjusted Scheduled Activity (UDA)	
	2017	2018
April	501	740
May	1,072	1,193
June	1,688	1,833
July	2,517	2,662
August	3,288	3,373
September	3,929	3,979
October	4,683	
November	5,300	
December	5,655	
January	6,163	
February	6,870	
March	7,185	
April	7,194	
May	7,194	
June	7,194	

QUALITY

	Quantity	Base Number	Contract	AT	Region	England
% of FP17s for the same patient ID Re-attending within 3 months - Children	12	319	3.8%	9.9%	11.6%	11.9%
% of FP17s for the same patient ID Re-attending within 3 months - Adults	212	1,523	13.9%	14.7%	15.2%	15.9%
% of FP17s for the same patient ID Re-attending between 3 & 9 months - Children	188	319	58.9%	51.5%	59.1%	58.1%
% of FP17s for the same patient ID Re-attending between 3 & 9 months - Adults	975	1,523	64.0%	47.4%	51.7%	50.6%
% of FP17s for Band 1 Urgent Courses	77	1,835	4.2%	8.1%	8.0%	9.1%
% of FP17s Relating to Free Repair or Replacements	5	1,835	0.3%	0.7%	0.8%	0.8%
% of FP17s Relating to Continuations	1	1,835	0.1%	0.8%	1.0%	1.1%
% of Patients satisfied with the dentistry they have received	7	7	N/A	91.3%	91.5%	91.4%
% of Patients satisfied with the time they had to wait for an appointment	7	7	N/A	90.2%	88.2%	87.7%

* This is based on patients treated on this contract for their most recent course of treatment. Figures in italics indicate the base number of FP17s or Patient Questionnaire responses are less than 100. N/A is shown where the base number of responses is less than 10 during the period. % is calculated as Quantity/Base number*100

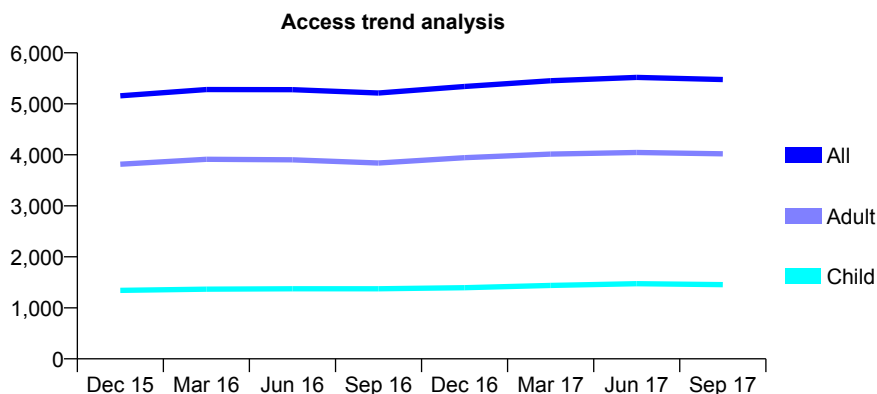
Q54 - Vital Signs At a Glance Contract Report for 136662/0001 - September 2017

Name or company name	Mr Hiren Yagnik Mr Prasad Vishnupurikar
Contract type name	GDS Contract
Purpose of contract	General
Contract start date	01/09/2008
Contract end date	

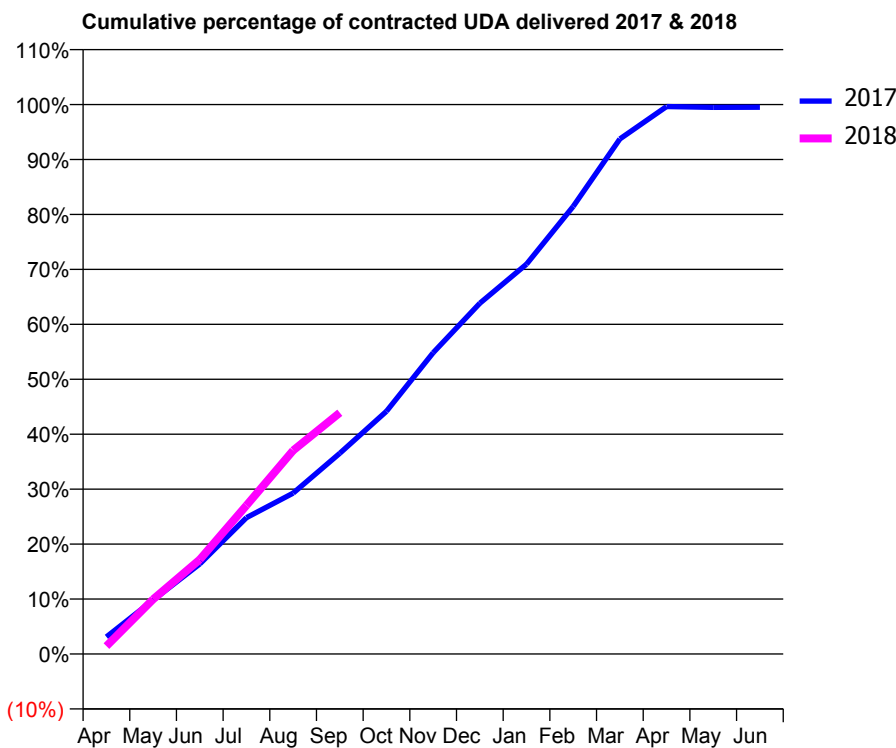
17/18 Contracted general activity (UDA)	13,545
Carry forward general activity (UDA)	-55
17/18 Contracted orthodontic activity (UOA)	0
Carry forward orthodontic activity (UOA)	0
Baseline contract value	£313,951.63

ACCESS*

Patients seen in 24 months	Total	Change since previous quarter
Quarter ending September 2016	5,212	
Quarter ending December 2016	5,339	↑
Quarter ending March 2017	5,452	↑
Quarter ending June 2017	5,517	→
Quarter ending September 2017	5,476	→
Variance since September 2016	5.1%	↑



ACTIVITY



Month	Adjusted Scheduled Activity (UDA)	
	2017	2018
April	422	196
May	1,329	1,349
June	2,222	2,328
July	3,361	3,664
August	3,965	5,019
September	4,949	5,948
October	5,983	
November	7,426	
December	8,646	
January	9,610	
February	11,032	
March	12,697	
April	13,493	
May	13,474	
June	13,478	

QUALITY

	Quantity	Base Number	Contract	AT	Region	England
% of FP17s for the same patient ID Re-attending within 3 months - Children	61	912	6.7%	9.9%	11.6%	11.9%
% of FP17s for the same patient ID Re-attending within 3 months - Adults	312	2,227	14.0%	14.7%	15.2%	15.9%
% of FP17s for the same patient ID Re-attending between 3 & 9 months - Children	444	912	48.7%	51.5%	59.1%	58.1%
% of FP17s for the same patient ID Re-attending between 3 & 9 months - Adults	1,056	2,227	47.4%	47.4%	51.7%	50.6%
% of FP17s for Band 1 Urgent Courses	242	2,445	9.9%	8.1%	8.0%	9.1%
% of FP17s Relating to Free Repair or Replacements	11	2,445	0.4%	0.7%	0.8%	0.8%
% of FP17s Relating to Continuations	10	2,445	0.4%	0.8%	1.0%	1.1%
% of Patients satisfied with the dentistry they have received	7	7	N/A	91.3%	91.5%	91.4%
% of Patients satisfied with the time they had to wait for an appointment	7	7	N/A	90.2%	88.2%	87.7%

* This is based on patients treated on this contract for their most recent course of treatment. Figures in italics indicate the base number of FP17s or Patient Questionnaire responses are less than 100. N/A is shown where the base number of responses is less than 10 during the period. % is calculated as Quantity/Base number*100

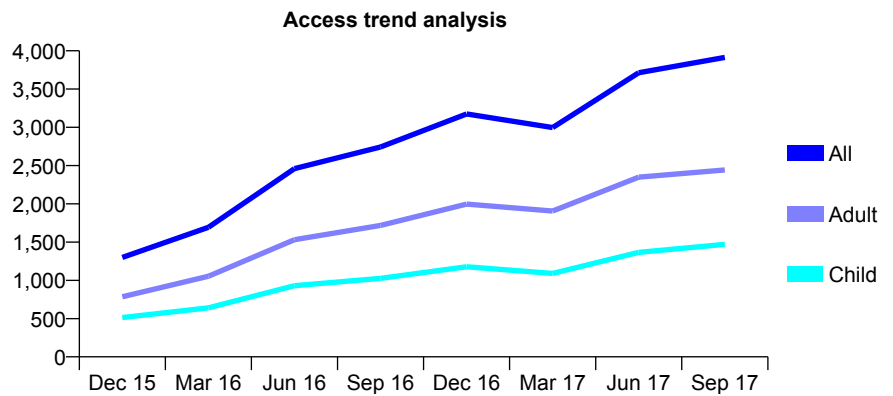
Q54 - Vital Signs At a Glance Contract Report for 137537/0001 - September 2017

Name or company name	Mr N.R.W Whiting & Mr Kiran Hanji
Contract type name	GDS Contract
Purpose of contract	General
Contract start date	01/05/2015
Contract end date	

17/18 Contracted general activity (UDA)	10,882
Carry forward general activity (UDA)	0
17/18 Contracted orthodontic activity (UOA)	0
Carry forward orthodontic activity (UOA)	0
Baseline contract value	£317,023.02

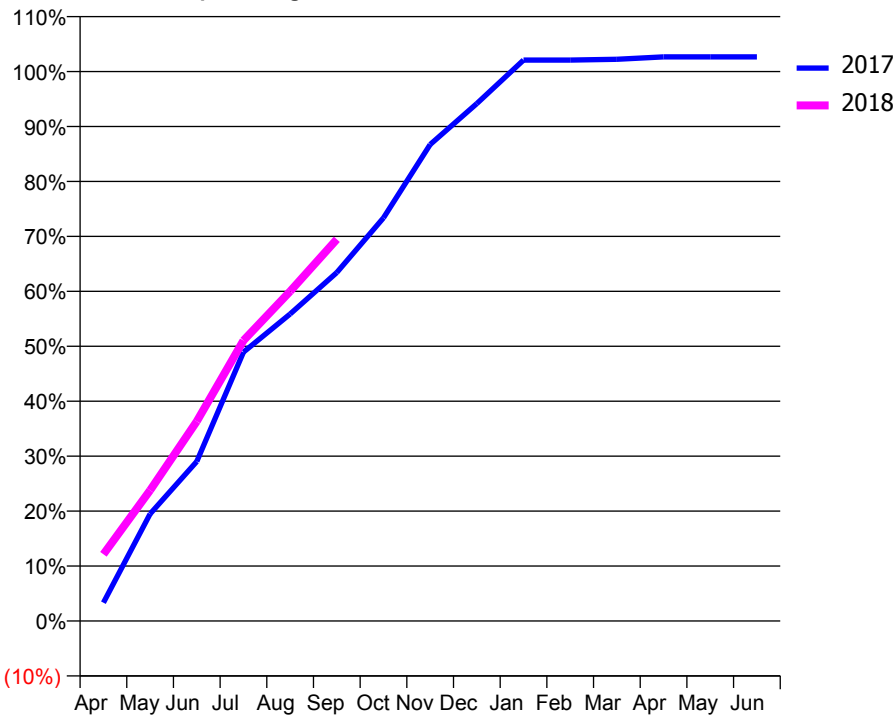
ACCESS*

Patients seen in 24 months	Total	Change since previous quarter
Quarter ending September 2016	2,743	
Quarter ending December 2016	3,174	↑
Quarter ending March 2017	2,997	↓
Quarter ending June 2017	3,713	↑
Quarter ending September 2017	3,913	↑
Variance since September 2016	42.7%	↑



ACTIVITY

Cumulative percentage of contracted UDA delivered 2017 & 2018



Month	Adjusted Scheduled Activity (UDA)	
	2017	2018
April	363	1,323
May	2,122	2,588
June	3,160	3,954
July	5,325	5,556
August	6,081	6,529
September	6,903	7,560
October	7,983	
November	9,438	
December	10,247	
January	11,108	
February	11,108	
March	11,123	
April	11,173	
May	11,173	
June	11,173	

QUALITY

	Quantity	Base Number	Contract	AT	Region	England
% of FP17s for the same patient ID Re-attending within 3 months - Children	42	1,162	3.6%	9.9%	11.6%	11.9%
% of FP17s for the same patient ID Re-attending within 3 months - Adults	105	1,669	6.3%	14.7%	15.2%	15.9%
% of FP17s for the same patient ID Re-attending between 3 & 9 months - Children	310	1,162	26.7%	51.5%	59.1%	58.1%
% of FP17s for the same patient ID Re-attending between 3 & 9 months - Adults	346	1,669	20.7%	47.4%	51.7%	50.6%
% of FP17s for Band 1 Urgent Courses	109	2,821	3.9%	8.1%	8.0%	9.1%
% of FP17s Relating to Free Repair or Replacements	0	2,821	0.0%	0.7%	0.8%	0.8%
% of FP17s Relating to Continuations	4	2,821	0.1%	0.8%	1.0%	1.1%
% of Patients satisfied with the dentistry they have received	0	0	N/A	91.3%	91.5%	91.4%
% of Patients satisfied with the time they had to wait for an appointment	0	0	N/A	90.2%	88.2%	87.7%

* This is based on patients treated on this contract for their most recent course of treatment. Figures in italics indicate the base number of FP17s or Patient Questionnaire responses are less than 100. N/A is shown where the base number of responses is less than 10 during the period. % is calculated as Quantity/Base number*100

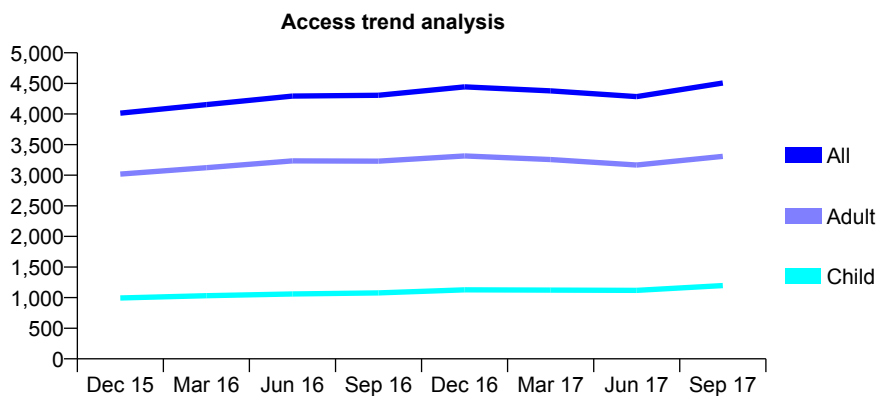
Q54 - Vital Signs At a Glance Contract Report for 138657/0001 - September 2017

Name or company name	Coalway Road Dental Practice
Contract type name	GDS Contract
Purpose of contract	General and Orthodontic
Contract start date	01/06/2011
Contract end date	

17/18 Contracted general activity (UDA)	15,000
Carry forward general activity (UDA)	228
17/18 Contracted orthodontic activity (UOA)	546
Carry forward orthodontic activity (UOA)	0
Baseline contract value	£321,111.99

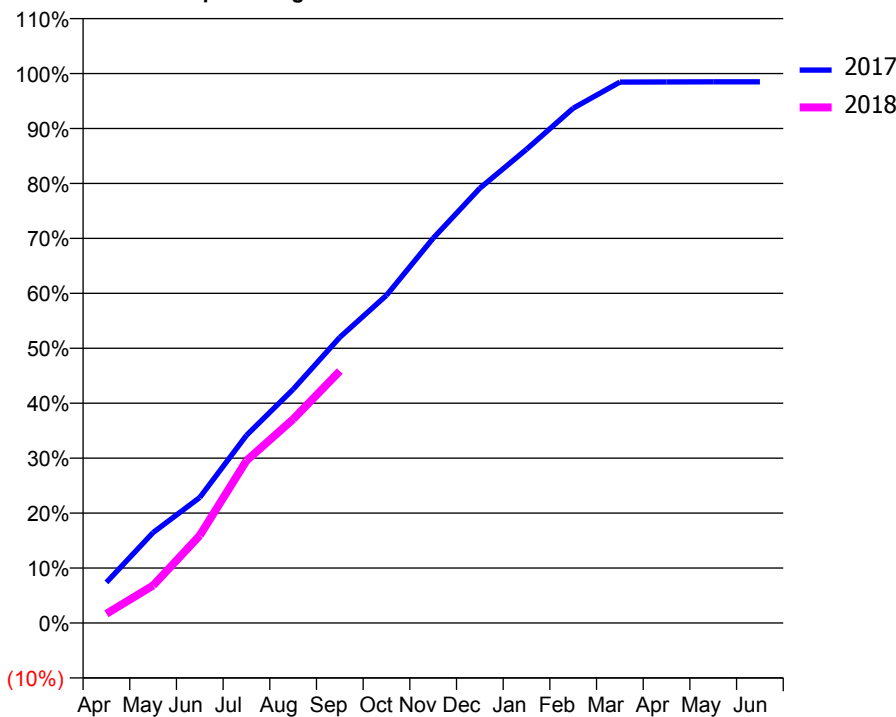
ACCESS*

Patients seen in 24 months	Total	Change since previous quarter
Quarter ending September 2016	4,307	
Quarter ending December 2016	4,443	↑
Quarter ending March 2017	4,379	↓
Quarter ending June 2017	4,285	↓
Quarter ending September 2017	4,506	↑
Variance since September 2016	4.6%	↑



ACTIVITY

Cumulative percentage of contracted UDA delivered 2017 & 2018



Month	Adjusted Scheduled Activity (UDA)	
	2017	2018
April	1,107	253
May	2,470	1,023
June	3,427	2,389
July	5,123	4,431
August	6,380	5,564
September	7,800	6,878
October	8,946	
November	10,504	
December	11,869	
January	12,930	
February	14,053	
March	14,766	
April	14,768	
May	14,771	
June	14,771	

QUALITY

	Quantity	Base Number	Contract	AT	Region	England
% of FP17s for the same patient ID Re-attending within 3 months - Children	66	887	7.4%	9.9%	11.6%	11.9%
% of FP17s for the same patient ID Re-attending within 3 months - Adults	307	2,101	14.6%	14.7%	15.2%	15.9%
% of FP17s for the same patient ID Re-attending between 3 & 9 months - Children	390	887	44.0%	51.5%	59.1%	58.1%
% of FP17s for the same patient ID Re-attending between 3 & 9 months - Adults	887	2,101	42.2%	47.4%	51.7%	50.6%
% of FP17s for Band 1 Urgent Courses	204	2,962	6.9%	8.1%	8.0%	9.1%
% of FP17s Relating to Free Repair or Replacements	18	2,962	0.6%	0.7%	0.8%	0.8%
% of FP17s Relating to Continuations	15	2,962	0.5%	0.8%	1.0%	1.1%
% of Patients satisfied with the dentistry they have received	6	7	N/A	91.3%	91.5%	91.4%
% of Patients satisfied with the time they had to wait for an appointment	7	7	N/A	90.2%	88.2%	87.7%

* This is based on patients treated on this contract for their most recent course of treatment. Figures in italics indicate the base number of FP17s or Patient Questionnaire responses are less than 100. N/A is shown where the base number of responses is less than 10 during the period. % is calculated as Quantity/Base number*100

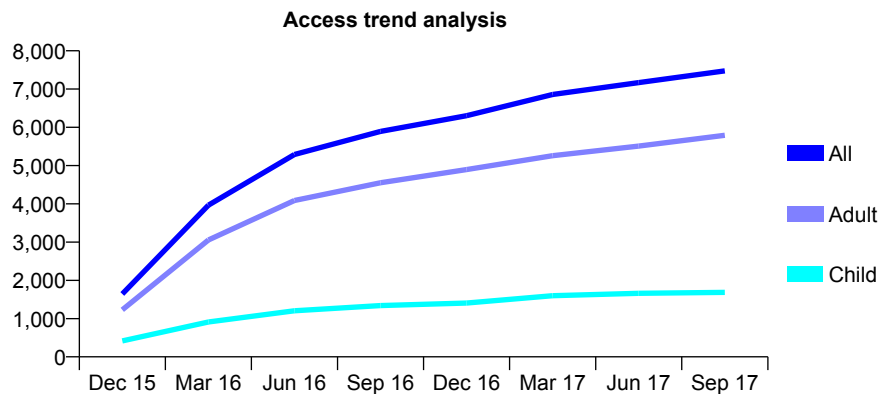
Q54 - Vital Signs At a Glance Contract Report for 139955/0001 - September 2017

Name or company name	Wilkinson Dental Surgery
Contract type name	GDS Contract
Purpose of contract	General
Contract start date	01/10/2015
Contract end date	

17/18 Contracted general activity (UDA)	23,902
Carry forward general activity (UDA)	-255
17/18 Contracted orthodontic activity (UOA)	0
Carry forward orthodontic activity (UOA)	0
Baseline contract value	£528,231.04

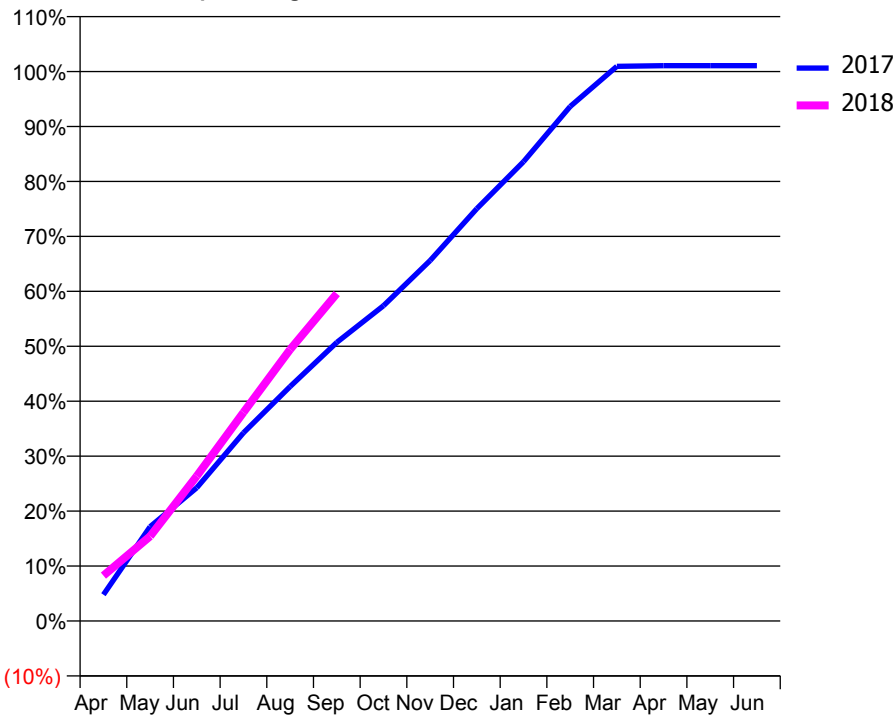
ACCESS*

Patients seen in 24 months	Total	Change since previous quarter
Quarter ending September 2016	5,893	
Quarter ending December 2016	6,304	↑
Quarter ending March 2017	6,857	↑
Quarter ending June 2017	7,169	↑
Quarter ending September 2017	7,477	↑
Variance since September 2016	26.9%	↑



ACTIVITY

Cumulative percentage of contracted UDA delivered 2017 & 2018



Month	Adjusted Scheduled Activity (UDA)	
	2017	2018
April	1,144	1,976
May	4,105	3,686
June	5,797	6,306
July	8,184	9,077
August	10,199	11,812
September	12,121	14,241
October	13,715	
November	15,680	
December	17,936	
January	19,980	
February	22,380	
March	24,125	
April	24,157	
May	24,155	
June	24,156	

QUALITY

	Quantity	Base Number	Contract	AT	Region	England
% of FP17s for the same patient ID Re-attending within 3 months - Children	93	1,258	7.4%	9.9%	11.6%	11.9%
% of FP17s for the same patient ID Re-attending within 3 months - Adults	483	3,996	12.1%	14.7%	15.2%	15.9%
% of FP17s for the same patient ID Re-attending between 3 & 9 months - Children	656	1,258	52.1%	51.5%	59.1%	58.1%
% of FP17s for the same patient ID Re-attending between 3 & 9 months - Adults	2,002	3,996	50.1%	47.4%	51.7%	50.6%
% of FP17s for Band 1 Urgent Courses	256	5,243	4.9%	8.1%	8.0%	9.1%
% of FP17s Relating to Free Repair or Replacements	28	5,243	0.5%	0.7%	0.8%	0.8%
% of FP17s Relating to Continuations	16	5,243	0.3%	0.8%	1.0%	1.1%
% of Patients satisfied with the dentistry they have received	27	31	87.1%	91.3%	91.5%	91.4%
% of Patients satisfied with the time they had to wait for an appointment	27	31	87.1%	90.2%	88.2%	87.7%

* This is based on patients treated on this contract for their most recent course of treatment. Figures in italics indicate the base number of FP17s or Patient Questionnaire responses are less than 100. N/A is shown where the base number of responses is less than 10 during the period. % is calculated as Quantity/Base number*100

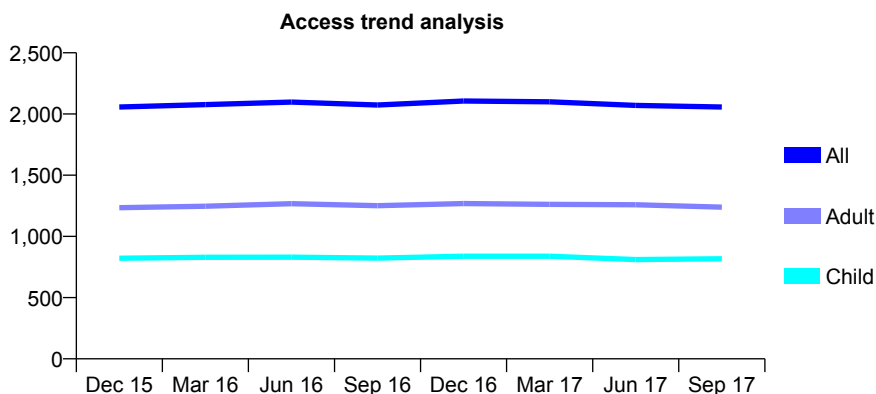
Q54 - Vital Signs At a Glance Contract Report for 140260/0001 - September 2017

Name or company name	Thornley & Thornley
Contract type name	GDS Contract
Purpose of contract	General and Orthodontic
Contract start date	01/04/2006
Contract end date	

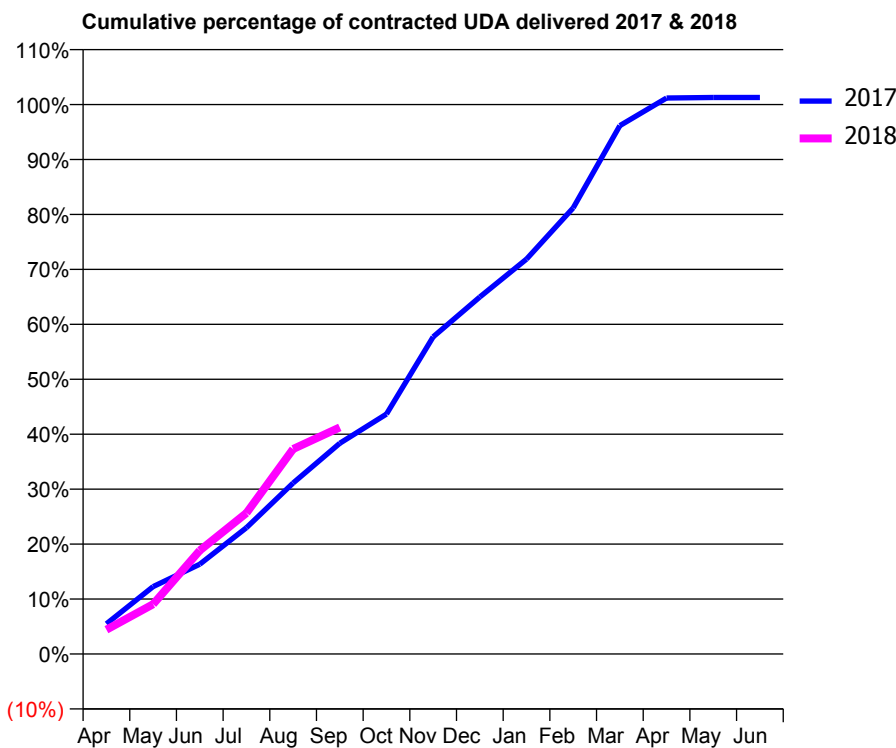
17/18 Contracted general activity (UDA)	3,132
Carry forward general activity (UDA)	-41
17/18 Contracted orthodontic activity (UOA)	791
Carry forward orthodontic activity (UOA)	-16
Baseline contract value	£135,949.40

ACCESS*

Patients seen in 24 months	Total	Change since previous quarter
Quarter ending September 2016	2,074	
Quarter ending December 2016	2,106	→
Quarter ending March 2017	2,100	→
Quarter ending June 2017	2,070	↓
Quarter ending September 2017	2,057	→
Variance since September 2016	(0.8%)	→



ACTIVITY



Month	Adjusted Scheduled Activity (UDA)	
	2017	2018
April	172	138
May	384	284
June	512	590
July	720	803
August	975	1,168
September	1,201	1,292
October	1,367	
November	1,808	
December	2,035	
January	2,251	
February	2,543	
March	3,011	
April	3,169	
May	3,172	
June	3,172	

QUALITY

	Quantity	Base Number	Contract	AT	Region	England
% of FP17s for the same patient ID Re-attending within 3 months - Children	31	481	6.4%	9.9%	11.6%	11.9%
% of FP17s for the same patient ID Re-attending within 3 months - Adults	91	578	15.7%	14.7%	15.2%	15.9%
% of FP17s for the same patient ID Re-attending between 3 & 9 months - Children	240	481	49.9%	51.5%	59.1%	58.1%
% of FP17s for the same patient ID Re-attending between 3 & 9 months - Adults	238	578	41.2%	47.4%	51.7%	50.6%
% of FP17s for Band 1 Urgent Courses	50	613	8.2%	8.1%	8.0%	9.1%
% of FP17s Relating to Free Repair or Replacements	0	613	0.0%	0.7%	0.8%	0.8%
% of FP17s Relating to Continuations	7	613	1.1%	0.8%	1.0%	1.1%
% of Patients satisfied with the dentistry they have received	2	2	N/A	91.3%	91.5%	91.4%
% of Patients satisfied with the time they had to wait for an appointment	2	2	N/A	90.2%	88.2%	87.7%

* This is based on patients treated on this contract for their most recent course of treatment. Figures in italics indicate the base number of FP17s or Patient Questionnaire responses are less than 100. N/A is shown where the base number of responses is less than 10 during the period. % is calculated as Quantity/Base number*100

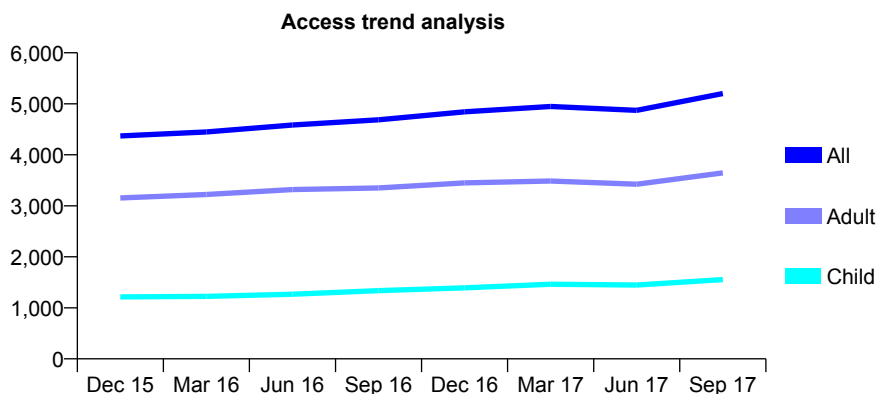
Q54 - Vital Signs At a Glance Contract Report for 140996/0001 - September 2017

Name or company name	Darlaston Dental Practice
Contract type name	GDS Contract
Purpose of contract	General
Contract start date	01/10/2008
Contract end date	

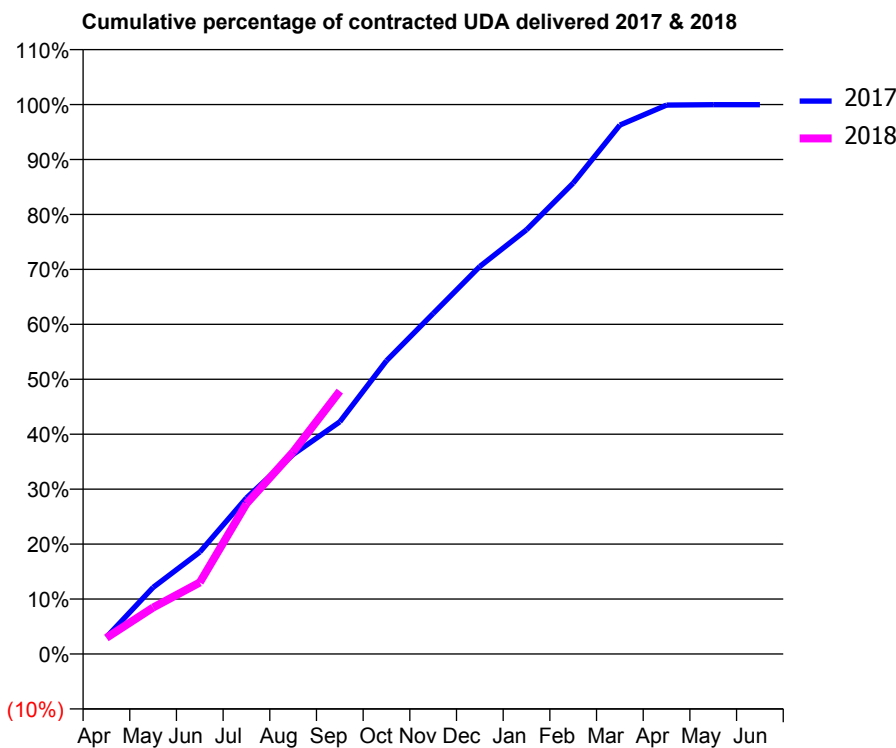
17/18 Contracted general activity (UDA)	15,411
Carry forward general activity (UDA)	0
17/18 Contracted orthodontic activity (UOA)	0
Carry forward orthodontic activity (UOA)	0
Baseline contract value	£375,654.66

ACCESS*

Patients seen in 24 months	Total	Change since previous quarter
Quarter ending September 2016	4,687	
Quarter ending December 2016	4,842	↑
Quarter ending March 2017	4,948	↑
Quarter ending June 2017	4,871	↓
Quarter ending September 2017	5,201	↑
Variance since September 2016	11.0%	↑



ACTIVITY



Month	Adjusted Scheduled Activity (UDA)	
	2017	2018
April	473	454
May	1,867	1,304
June	2,858	2,007
July	4,379	4,218
August	5,598	5,666
September	6,511	7,374
October	8,227	
November	9,550	
December	10,869	
January	11,898	
February	13,207	
March	14,834	
April	15,393	
May	15,406	
June	15,406	

QUALITY

	Quantity	Base Number	Contract	AT	Region	England
% of FP17s for the same patient ID Re-attending within 3 months - Children	16	933	1.7%	9.9%	11.6%	11.9%
% of FP17s for the same patient ID Re-attending within 3 months - Adults	107	1,941	5.5%	14.7%	15.2%	15.9%
% of FP17s for the same patient ID Re-attending between 3 & 9 months - Children	434	933	46.5%	51.5%	59.1%	58.1%
% of FP17s for the same patient ID Re-attending between 3 & 9 months - Adults	830	1,941	42.8%	47.4%	51.7%	50.6%
% of FP17s for Band 1 Urgent Courses	132	2,685	4.9%	8.1%	8.0%	9.1%
% of FP17s Relating to Free Repair or Replacements	20	2,685	0.7%	0.7%	0.8%	0.8%
% of FP17s Relating to Continuations	6	2,685	0.2%	0.8%	1.0%	1.1%
% of Patients satisfied with the dentistry they have received	3	3	N/A	91.3%	91.5%	91.4%
% of Patients satisfied with the time they had to wait for an appointment	3	3	N/A	90.2%	88.2%	87.7%

* This is based on patients treated on this contract for their most recent course of treatment. Figures in italics indicate the base number of FP17s or Patient Questionnaire responses are less than 100. N/A is shown where the base number of responses is less than 10 during the period. % is calculated as Quantity/Base number*100

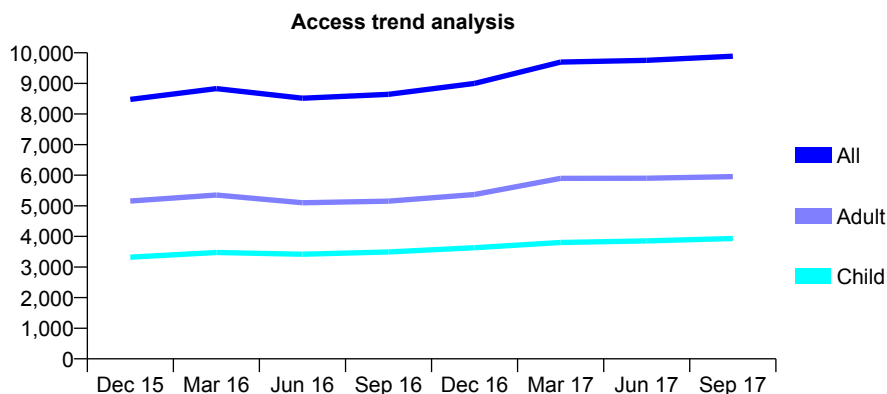
Q54 - Vital Signs At a Glance Contract Report for 141070/0001 - September 2017

Name or company name	Walsall Dental Practice
Contract type name	GDS Contract
Purpose of contract	General
Contract start date	09/09/2010
Contract end date	

17/18 Contracted general activity (UDA)	29,761
Carry forward general activity (UDA)	-54
17/18 Contracted orthodontic activity (UOA)	0
Carry forward orthodontic activity (UOA)	0
Baseline contract value	£727,251.18

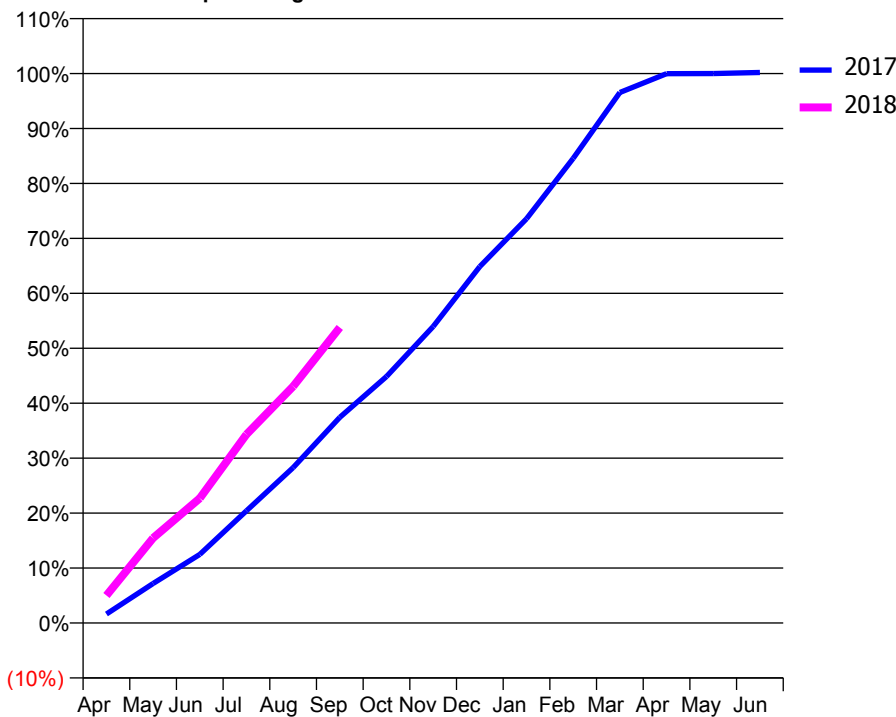
ACCESS*

Patients seen in 24 months	Total	Change since previous quarter
Quarter ending September 2016	8,643	
Quarter ending December 2016	9,001	↑
Quarter ending March 2017	9,699	↑
Quarter ending June 2017	9,755	→
Quarter ending September 2017	9,887	→
Variance since September 2016	14.4%	↑



ACTIVITY

Cumulative percentage of contracted UDA delivered 2017 & 2018



Month	Adjusted Scheduled Activity (UDA)	
	2017	2018
April	485	1,490
May	2,138	4,601
June	3,718	6,759
July	6,075	10,217
August	8,415	12,815
September	11,139	16,009
October	13,352	
November	16,055	
December	19,307	
January	21,891	
February	25,166	
March	28,733	
April	29,752	
May	29,758	
June	29,815	

QUALITY

	Quantity	Base Number	Contract	AT	Region	England
% of FP17s for the same patient ID Re-attending within 3 months - Children	195	2,784	7.0%	9.9%	11.6%	11.9%
% of FP17s for the same patient ID Re-attending within 3 months - Adults	495	3,372	14.7%	14.7%	15.2%	15.9%
% of FP17s for the same patient ID Re-attending between 3 & 9 months - Children	1,567	2,784	56.3%	51.5%	59.1%	58.1%
% of FP17s for the same patient ID Re-attending between 3 & 9 months - Adults	1,375	3,372	40.8%	47.4%	51.7%	50.6%
% of FP17s for Band 1 Urgent Courses	715	5,771	12.4%	8.1%	8.0%	9.1%
% of FP17s Relating to Free Repair or Replacements	19	5,771	0.3%	0.7%	0.8%	0.8%
% of FP17s Relating to Continuations	64	5,771	1.1%	0.8%	1.0%	1.1%
% of Patients satisfied with the dentistry they have received	8	8	N/A	91.3%	91.5%	91.4%
% of Patients satisfied with the time they had to wait for an appointment	7	8	N/A	90.2%	88.2%	87.7%

* This is based on patients treated on this contract for their most recent course of treatment. Figures in italics indicate the base number of FP17s or Patient Questionnaire responses are less than 100. N/A is shown where the base number of responses is less than 10 during the period. % is calculated as Quantity/Base number*100

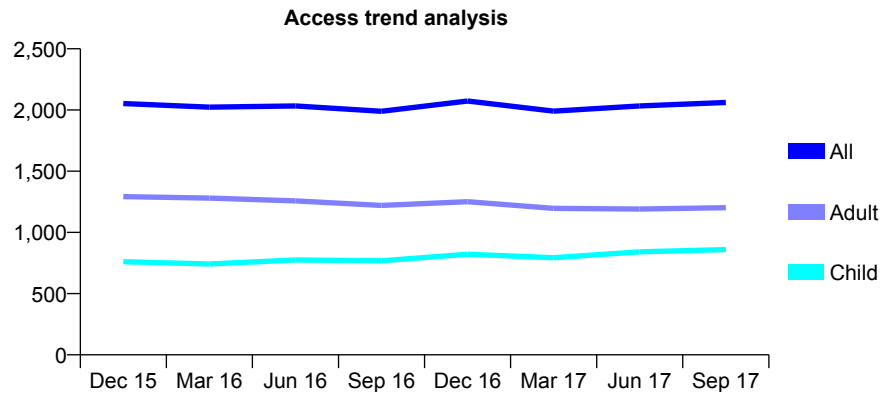
Q54 - Vital Signs At a Glance Contract Report for 141801/0001 - September 2017

Name or company name	AS, BS & BS Bhandal
Contract type name	GDS Contract
Purpose of contract	General
Contract start date	12/01/2009
Contract end date	

17/18 Contracted general activity (UDA)	5,368
Carry forward general activity (UDA)	118
17/18 Contracted orthodontic activity (UOA)	0
Carry forward orthodontic activity (UOA)	0
Baseline contract value	£131,689.22

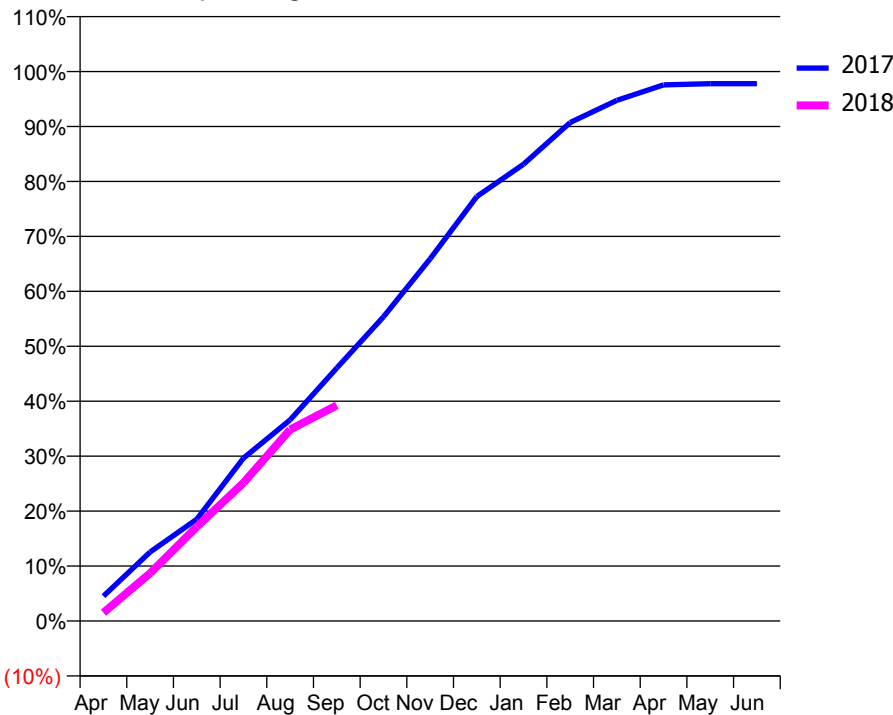
ACCESS*

Patients seen in 24 months	Total	Change since previous quarter
Quarter ending September 2016	1,990	
Quarter ending December 2016	2,073	↑
Quarter ending March 2017	1,991	↓
Quarter ending June 2017	2,033	↑
Quarter ending September 2017	2,062	→
Variance since September 2016	3.6%	↑



ACTIVITY

Cumulative percentage of contracted UDA delivered 2017 & 2018



Month	Adjusted Scheduled Activity (UDA)	
	2017	2018
April	242	82
May	674	466
June	995	920
July	1,591	1,350
August	1,965	1,870
September	2,472	2,108
October	2,972	
November	3,538	
December	4,147	
January	4,463	
February	4,869	
March	5,086	
April	5,237	
May	5,249	
June	5,249	

QUALITY

	Quantity	Base Number	Contract	AT	Region	England
% of FP17s for the same patient ID Re-attending within 3 months - Children	31	509	6.1%	9.9%	11.6%	11.9%
% of FP17s for the same patient ID Re-attending within 3 months - Adults	74	601	12.3%	14.7%	15.2%	15.9%
% of FP17s for the same patient ID Re-attending between 3 & 9 months - Children	208	509	40.9%	51.5%	59.1%	58.1%
% of FP17s for the same patient ID Re-attending between 3 & 9 months - Adults	188	601	31.3%	47.4%	51.7%	50.6%
% of FP17s for Band 1 Urgent Courses	108	1,078	10.0%	8.1%	8.0%	9.1%
% of FP17s Relating to Free Repair or Replacements	0	1,078	0.0%	0.7%	0.8%	0.8%
% of FP17s Relating to Continuations	0	1,078	0.0%	0.8%	1.0%	1.1%
% of Patients satisfied with the dentistry they have received	0	0	N/A	91.3%	91.5%	91.4%
% of Patients satisfied with the time they had to wait for an appointment	0	0	N/A	90.2%	88.2%	87.7%

* This is based on patients treated on this contract for their most recent course of treatment. Figures in italics indicate the base number of FP17s or Patient Questionnaire responses are less than 100. N/A is shown where the base number of responses is less than 10 during the period. % is calculated as Quantity/Base number*100

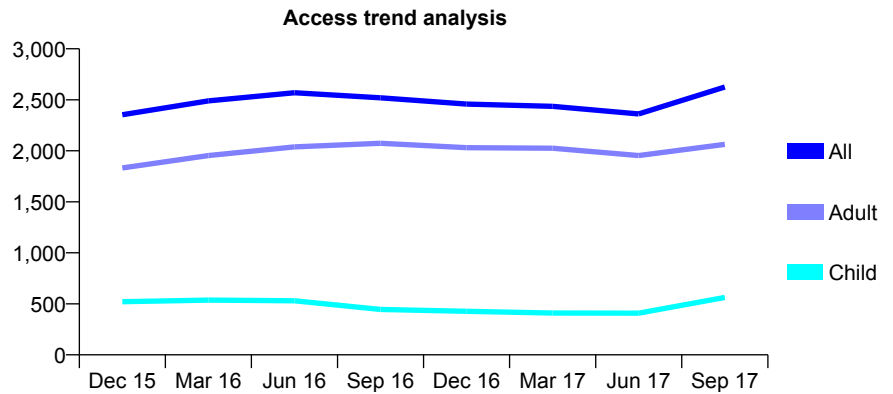
Q54 - Vital Signs At a Glance Contract Report for 142131/0001 - September 2017

Name or company name	New Road Dental Practice
Contract type name	GDS Contract
Purpose of contract	General
Contract start date	01/09/2010
Contract end date	

17/18 Contracted general activity (UDA)	9,064
Carry forward general activity (UDA)	27
17/18 Contracted orthodontic activity (UOA)	0
Carry forward orthodontic activity (UOA)	0
Baseline contract value	£233,272.04

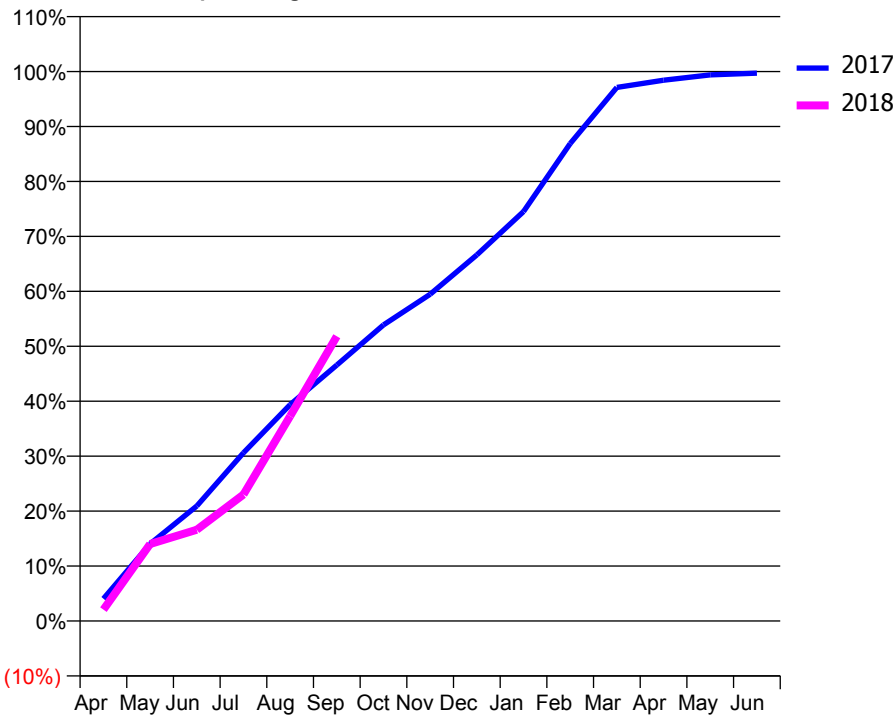
ACCESS*

Patients seen in 24 months	Total	Change since previous quarter
Quarter ending September 2016	2,519	
Quarter ending December 2016	2,458	↓
Quarter ending March 2017	2,436	→
Quarter ending June 2017	2,362	↓
Quarter ending September 2017	2,626	↑
Variance since September 2016	4.2%	↑



ACTIVITY

Cumulative percentage of contracted UDA delivered 2017 & 2018



Month	Adjusted Scheduled Activity (UDA)	
	2017	2018
April	369	188
May	1,271	1,269
June	1,897	1,506
July	2,776	2,087
August	3,569	3,380
September	4,223	4,697
October	4,883	
November	5,391	
December	6,039	
January	6,754	
February	7,875	
March	8,801	
April	8,920	
May	9,009	
June	9,037	

QUALITY

	Quantity	Base Number	Contract	AT	Region	England
% of FP17s for the same patient ID Re-attending within 3 months - Children	19	405	4.7%	9.9%	11.6%	11.9%
% of FP17s for the same patient ID Re-attending within 3 months - Adults	128	1,197	10.7%	14.7%	15.2%	15.9%
% of FP17s for the same patient ID Re-attending between 3 & 9 months - Children	104	405	25.7%	51.5%	59.1%	58.1%
% of FP17s for the same patient ID Re-attending between 3 & 9 months - Adults	471	1,197	39.3%	47.4%	51.7%	50.6%
% of FP17s for Band 1 Urgent Courses	120	1,506	8.0%	8.1%	8.0%	9.1%
% of FP17s Relating to Free Repair or Replacements	12	1,506	0.8%	0.7%	0.8%	0.8%
% of FP17s Relating to Continuations	12	1,506	0.8%	0.8%	1.0%	1.1%
% of Patients satisfied with the dentistry they have received	5	5	N/A	91.3%	91.5%	91.4%
% of Patients satisfied with the time they had to wait for an appointment	5	5	N/A	90.2%	88.2%	87.7%

* This is based on patients treated on this contract for their most recent course of treatment. Figures in italics indicate the base number of FP17s or Patient Questionnaire responses are less than 100. N/A is shown where the base number of responses is less than 10 during the period. % is calculated as Quantity/Base number*100

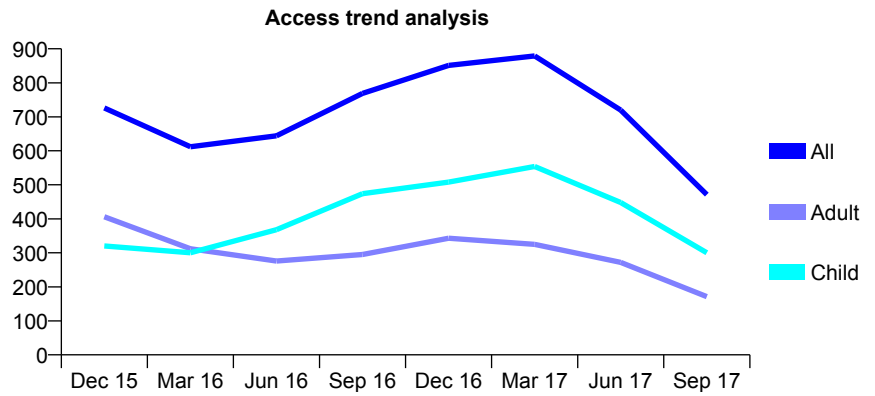
Q54 - Vital Signs At a Glance Contract Report for 142131/0006 - September 2017

Name or company name	New Road Dental Practice
Contract type name	PDS Plus Contract
Purpose of contract	General
Contract start date	01/05/2012
Contract end date	30/04/2017

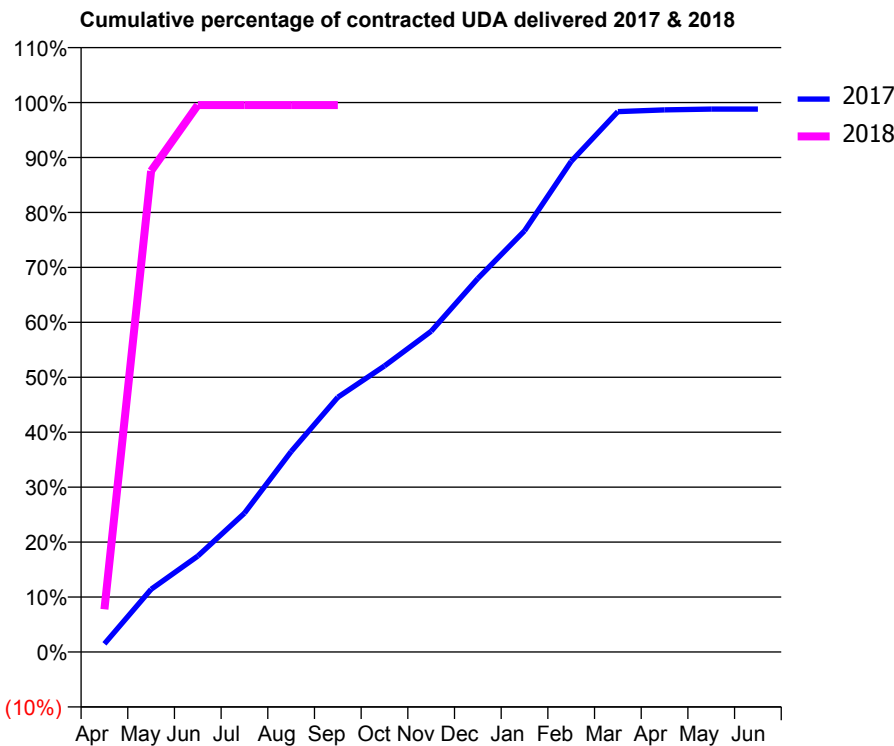
17/18 Contracted general activity (UDA)	167
Carry forward general activity (UDA)	0
17/18 Contracted orthodontic activity (UOA)	0
Carry forward orthodontic activity (UOA)	0
Baseline contract value	£2,280.76

ACCESS*

Patients seen in 24 months	Total	Change since previous quarter
Quarter ending September 2016	769	
Quarter ending December 2016	851	↑
Quarter ending March 2017	879	↑
Quarter ending June 2017	720	↓
Quarter ending September 2017	471	↓
Variance since September 2016	(38.8%)	↓



ACTIVITY



Month	Adjusted Scheduled Activity (UDA)	
	2017	2018
April	30	13
May	228	146
June	349	166
July	505	166
August	730	166
September	927	166
October	1,041	
November	1,168	
December	1,360	
January	1,533	
February	1,786	
March	1,967	
April	1,973	
May	1,976	
June	1,976	

QUALITY

	Quantity	Base Number	Contract	AT	Region	England
% of FP17s for the same patient ID Re-attending within 3 months - Children	2	55	3.6%	9.9%	11.6%	11.9%
% of FP17s for the same patient ID Re-attending within 3 months - Adults	0	28	0.0%	14.7%	15.2%	15.9%
% of FP17s for the same patient ID Re-attending between 3 & 9 months - Children	19	55	34.5%	51.5%	59.1%	58.1%
% of FP17s for the same patient ID Re-attending between 3 & 9 months - Adults	13	28	46.4%	47.4%	51.7%	50.6%
% of FP17s for Band 1 Urgent Courses	1	76	1.3%	8.1%	8.0%	9.1%
% of FP17s Relating to Free Repair or Replacements	0	76	0.0%	0.7%	0.8%	0.8%
% of FP17s Relating to Continuations	0	76	0.0%	0.8%	1.0%	1.1%
% of Patients satisfied with the dentistry they have received	2	2	N/A	91.3%	91.5%	91.4%
% of Patients satisfied with the time they had to wait for an appointment	1	2	N/A	90.2%	88.2%	87.7%

* This is based on patients treated on this contract for their most recent course of treatment. Figures in italics indicate the base number of FP17s or Patient Questionnaire responses are less than 100. N/A is shown where the base number of responses is less than 10 during the period. % is calculated as Quantity/Base number*100

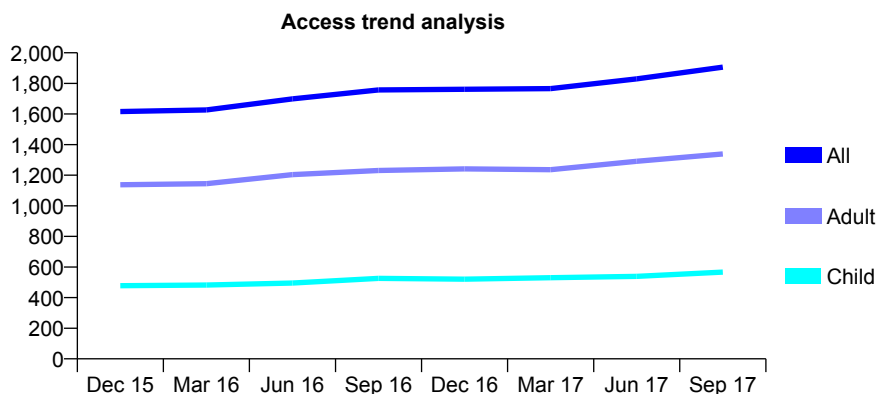
Q54 - Vital Signs At a Glance Contract Report for 142492/0001 - September 2017

Name or company name	Tipton Dental Practice
Contract type name	GDS Contract
Purpose of contract	General
Contract start date	01/04/2013
Contract end date	

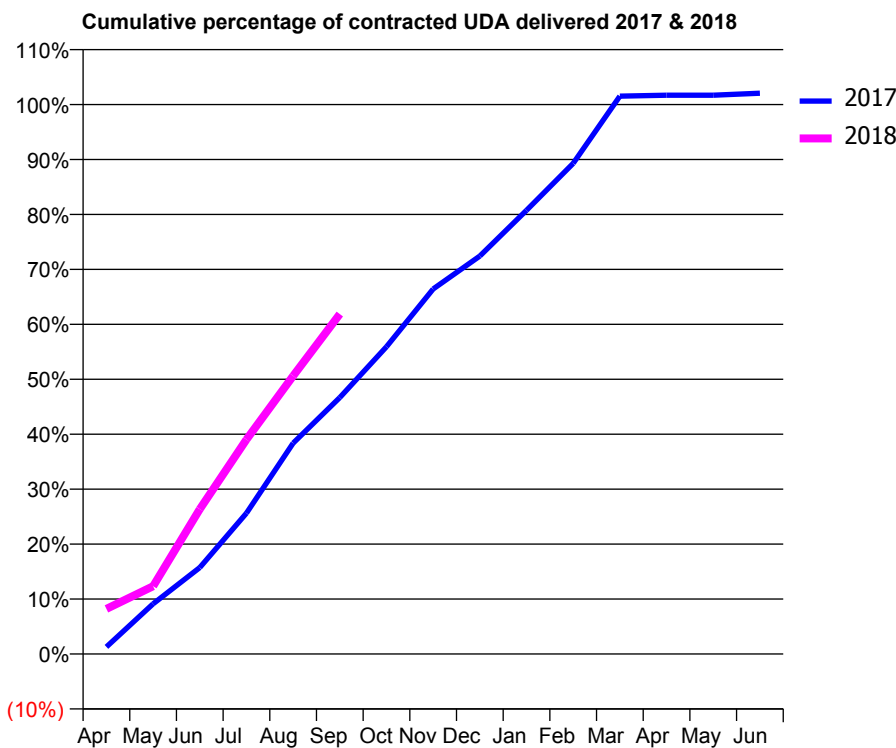
17/18 Contracted general activity (UDA)	5,837
Carry forward general activity (UDA)	-117
17/18 Contracted orthodontic activity (UOA)	0
Carry forward orthodontic activity (UOA)	0
Baseline contract value	£172,006.82

ACCESS*

Patients seen in 24 months	Total	Change since previous quarter
Quarter ending September 2016	1,757	
Quarter ending December 2016	1,762	→
Quarter ending March 2017	1,766	→
Quarter ending June 2017	1,830	↑
Quarter ending September 2017	1,906	↑
Variance since September 2016	8.5%	↑



ACTIVITY



Month	Adjusted Scheduled Activity (UDA)	
	2017	2018
April	76	479
May	534	721
June	919	1,539
July	1,497	2,278
August	2,240	2,954
September	2,725	3,611
October	3,264	
November	3,878	
December	4,227	
January	4,713	
February	5,212	
March	5,926	
April	5,936	
May	5,936	
June	5,957	

QUALITY

	Quantity	Base Number	Contract	AT	Region	England
% of FP17s for the same patient ID Re-attending within 3 months - Children	19	343	5.5%	9.9%	11.6%	11.9%
% of FP17s for the same patient ID Re-attending within 3 months - Adults	86	789	10.9%	14.7%	15.2%	15.9%
% of FP17s for the same patient ID Re-attending between 3 & 9 months - Children	162	343	47.2%	51.5%	59.1%	58.1%
% of FP17s for the same patient ID Re-attending between 3 & 9 months - Adults	246	789	31.2%	47.4%	51.7%	50.6%
% of FP17s for Band 1 Urgent Courses	122	1,122	10.9%	8.1%	8.0%	9.1%
% of FP17s Relating to Free Repair or Replacements	18	1,122	1.6%	0.7%	0.8%	0.8%
% of FP17s Relating to Continuations	0	1,122	0.0%	0.8%	1.0%	1.1%
% of Patients satisfied with the dentistry they have received	2	3	N/A	91.3%	91.5%	91.4%
% of Patients satisfied with the time they had to wait for an appointment	2	3	N/A	90.2%	88.2%	87.7%

* This is based on patients treated on this contract for their most recent course of treatment. Figures in italics indicate the base number of FP17s or Patient Questionnaire responses are less than 100. N/A is shown where the base number of responses is less than 10 during the period. % is calculated as Quantity/Base number*100

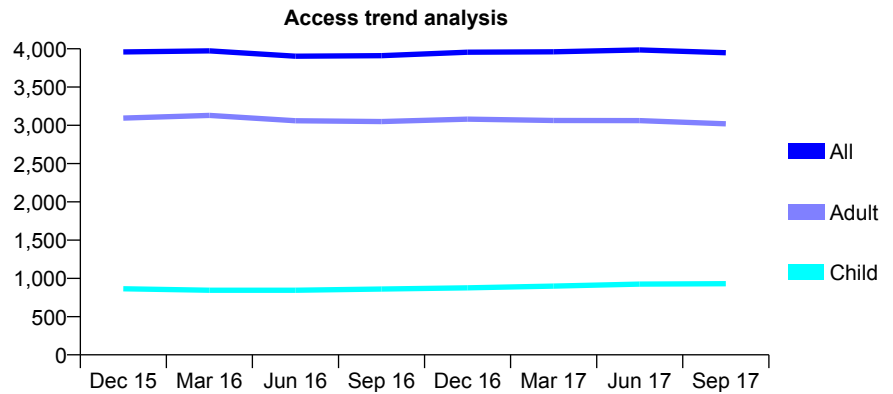
Q54 - Vital Signs At a Glance Contract Report for 142956/0001 - September 2017

Name or company name	Four Oaks Dental Surgery
Contract type name	GDS Contract
Purpose of contract	General
Contract start date	07/09/2012
Contract end date	

17/18 Contracted general activity (UDA)	8,970
Carry forward general activity (UDA)	-112
17/18 Contracted orthodontic activity (UOA)	0
Carry forward orthodontic activity (UOA)	0
Baseline contract value	£180,342.77

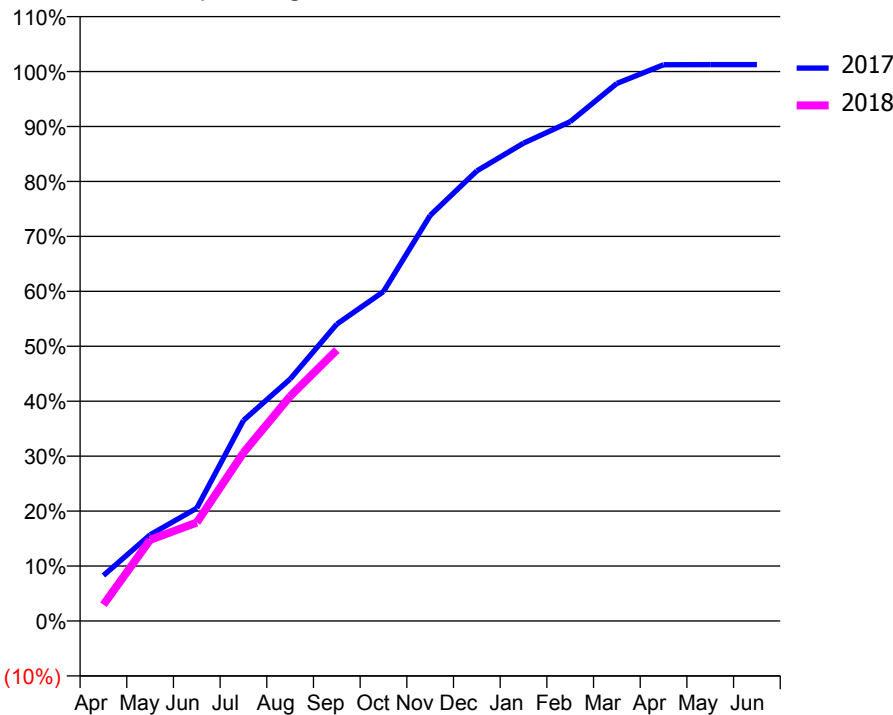
ACCESS*

Patients seen in 24 months	Total	Change since previous quarter
Quarter ending September 2016	3,911	
Quarter ending December 2016	3,956	→
Quarter ending March 2017	3,961	→
Quarter ending June 2017	3,985	→
Quarter ending September 2017	3,949	→
Variance since September 2016	1.0%	→



ACTIVITY

Cumulative percentage of contracted UDA delivered 2017 & 2018



Month	Adjusted Scheduled Activity (UDA)	
	2017	2018
April	743	266
May	1,407	1,326
June	1,842	1,607
July	3,275	2,749
August	3,950	3,669
September	4,847	4,425
October	5,377	
November	6,621	
December	7,348	
January	7,800	
February	8,151	
March	8,775	
April	9,081	
May	9,082	
June	9,082	

QUALITY

	Quantity	Base Number	Contract	AT	Region	England
% of FP17s for the same patient ID Re-attending within 3 months - Children	55	768	7.2%	9.9%	11.6%	11.9%
% of FP17s for the same patient ID Re-attending within 3 months - Adults	236	2,231	10.6%	14.7%	15.2%	15.9%
% of FP17s for the same patient ID Re-attending between 3 & 9 months - Children	487	768	63.4%	51.5%	59.1%	58.1%
% of FP17s for the same patient ID Re-attending between 3 & 9 months - Adults	1,117	2,231	50.1%	47.4%	51.7%	50.6%
% of FP17s for Band 1 Urgent Courses	208	2,805	7.4%	8.1%	8.0%	9.1%
% of FP17s Relating to Free Repair or Replacements	3	2,805	0.1%	0.7%	0.8%	0.8%
% of FP17s Relating to Continuations	1	2,805	0.0%	0.8%	1.0%	1.1%
% of Patients satisfied with the dentistry they have received	12	14	85.7%	91.3%	91.5%	91.4%
% of Patients satisfied with the time they had to wait for an appointment	14	14	100.0%	90.2%	88.2%	87.7%

* This is based on patients treated on this contract for their most recent course of treatment. Figures in italics indicate the base number of FP17s or Patient Questionnaire responses are less than 100. N/A is shown where the base number of responses is less than 10 during the period. % is calculated as Quantity/Base number*100

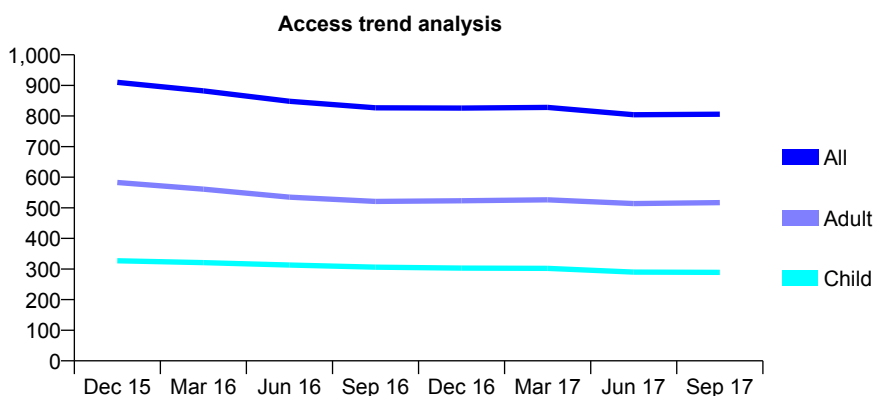
Q54 - Vital Signs At a Glance Contract Report for 145289/0001 - September 2017

Name or company name	Miss P Sanghera
Contract type name	GDS Contract
Purpose of contract	General
Contract start date	01/07/2010
Contract end date	

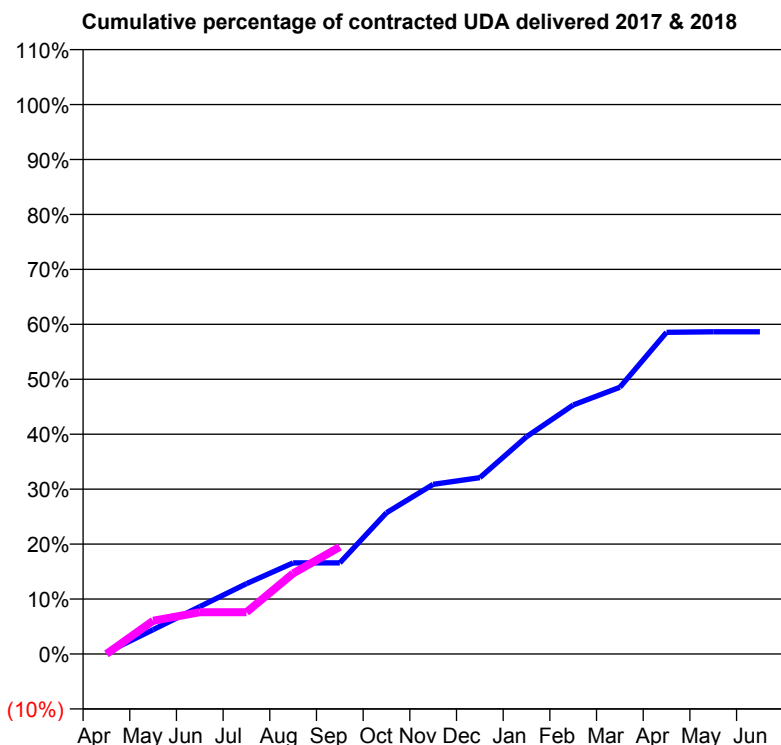
17/18 Contracted general activity (UDA)	3,640
Carry forward general activity (UDA)	0
17/18 Contracted orthodontic activity (UOA)	0
Carry forward orthodontic activity (UOA)	0
Baseline contract value	£84,804.19

ACCESS*

Patients seen in 24 months	Total	Change since previous quarter
Quarter ending September 2016	827	
Quarter ending December 2016	826	→
Quarter ending March 2017	828	→
Quarter ending June 2017	804	↓
Quarter ending September 2017	806	→
Variance since September 2016	(2.5%)	↓



ACTIVITY



Month	Adjusted Scheduled Activity (UDA)	
	2017	2018
April	9	0
May	162	221
June	314	277
July	466	277
August	604	534
September	604	710
October	936	
November	1,124	
December	1,168	
January	1,440	
February	1,650	
March	1,767	
April	2,131	
May	2,135	
June	2,135	

QUALITY

	Quantity	Base Number	Contract	AT	Region	England
% of FP17s for the same patient ID Re-attending within 3 months - Children	5	217	2.3%	9.9%	11.6%	11.9%
% of FP17s for the same patient ID Re-attending within 3 months - Adults	42	369	11.4%	14.7%	15.2%	15.9%
% of FP17s for the same patient ID Re-attending between 3 & 9 months - Children	129	217	59.4%	51.5%	59.1%	58.1%
% of FP17s for the same patient ID Re-attending between 3 & 9 months - Adults	209	369	56.6%	47.4%	51.7%	50.6%
% of FP17s for Band 1 Urgent Courses	8	426	1.9%	8.1%	8.0%	9.1%
% of FP17s Relating to Free Repair or Replacements	3	426	0.7%	0.7%	0.8%	0.8%
% of FP17s Relating to Continuations	1	426	0.2%	0.8%	1.0%	1.1%
% of Patients satisfied with the dentistry they have received	2	2	N/A	91.3%	91.5%	91.4%
% of Patients satisfied with the time they had to wait for an appointment	2	2	N/A	90.2%	88.2%	87.7%

* This is based on patients treated on this contract for their most recent course of treatment. Figures in italics indicate the base number of FP17s or Patient Questionnaire responses are less than 100. N/A is shown where the base number of responses is less than 10 during the period. % is calculated as Quantity/Base number*100

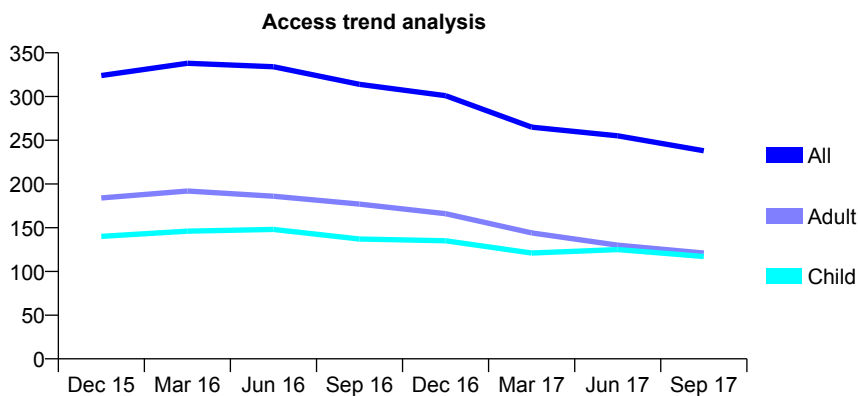
Q54 - Vital Signs At a Glance Contract Report for 148733/0001 - September 2017

Name or company name	Morgan Dental
Contract type name	GDS Contract
Purpose of contract	General and Orthodontic
Contract start date	01/10/2013
Contract end date	

17/18 Contracted general activity (UDA)	773
Carry forward general activity (UDA)	0
17/18 Contracted orthodontic activity (UOA)	900
Carry forward orthodontic activity (UOA)	-14
Baseline contract value	£79,304.20

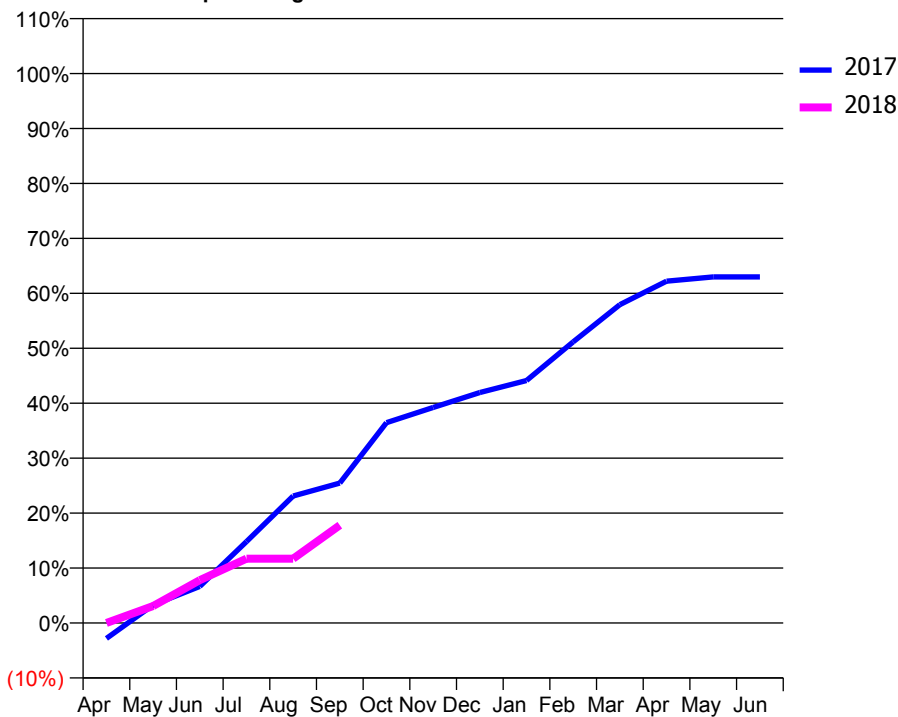
ACCESS*

Patients seen in 24 months	Total	Change since previous quarter
Quarter ending September 2016	314	
Quarter ending December 2016	301	↓
Quarter ending March 2017	265	↓
Quarter ending June 2017	255	↓
Quarter ending September 2017	238	↓
Variance since September 2016	(24.2%)	↓



ACTIVITY

Cumulative percentage of contracted UDA delivered 2017 & 2018



Month	Adjusted Scheduled Activity (UDA)	
	2017	2018
April	-22	0
May	25	24
June	51	60
July	115	91
August	179	91
September	197	138
October	282	
November	303	
December	324	
January	341	
February	396	
March	448	
April	481	
May	487	
June	487	

QUALITY

	Quantity	Base Number	Contract	AT	Region	England
% of FP17s for the same patient ID Re-attending within 3 months - Children	4	101	4.0%	9.9%	11.6%	11.9%
% of FP17s for the same patient ID Re-attending within 3 months - Adults	11	46	23.9%	14.7%	15.2%	15.9%
% of FP17s for the same patient ID Re-attending between 3 & 9 months - Children	32	101	31.7%	51.5%	59.1%	58.1%
% of FP17s for the same patient ID Re-attending between 3 & 9 months - Adults	24	46	52.2%	47.4%	51.7%	50.6%
% of FP17s for Band 1 Urgent Courses	3	86	3.5%	8.1%	8.0%	9.1%
% of FP17s Relating to Free Repair or Replacements	0	86	0.0%	0.7%	0.8%	0.8%
% of FP17s Relating to Continuations	2	86	2.3%	0.8%	1.0%	1.1%
% of Patients satisfied with the dentistry they have received	1	1	N/A	91.3%	91.5%	91.4%
% of Patients satisfied with the time they had to wait for an appointment	1	1	N/A	90.2%	88.2%	87.7%

* This is based on patients treated on this contract for their most recent course of treatment. Figures in italics indicate the base number of FP17s or Patient Questionnaire responses are less than 100. N/A is shown where the base number of responses is less than 10 during the period. % is calculated as Quantity/Base number*100

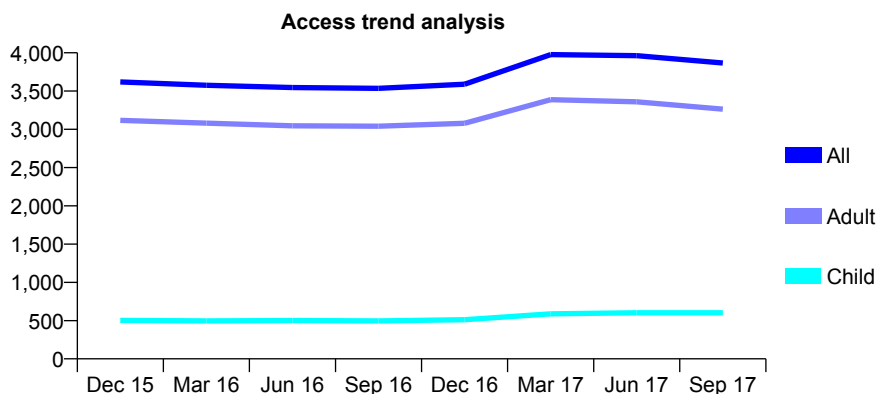
Q54 - Vital Signs At a Glance Contract Report for 149012/0001 - September 2017

Name or company name	Castle View Dental Practice Limited
Contract type name	GDS Contract
Purpose of contract	General
Contract start date	01/01/2007
Contract end date	

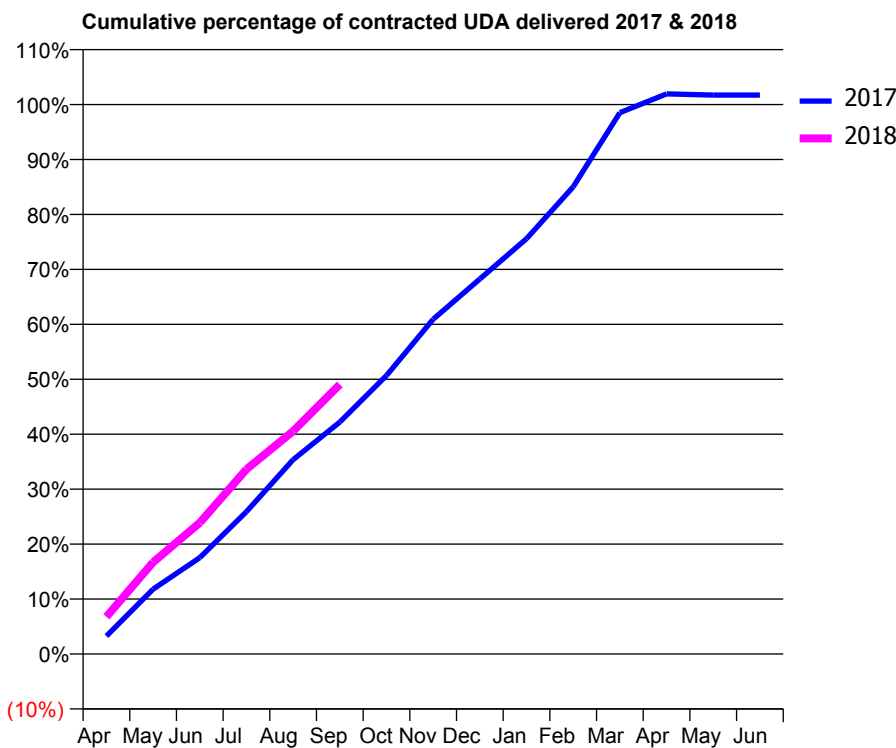
17/18 Contracted general activity (UDA)	12,928
Carry forward general activity (UDA)	-222
17/18 Contracted orthodontic activity (UOA)	0
Carry forward orthodontic activity (UOA)	0
Baseline contract value	£371,628.48

ACCESS*

Patients seen in 24 months	Total	Change since previous quarter
Quarter ending September 2016	3,535	
Quarter ending December 2016	3,590	→
Quarter ending March 2017	3,976	↑
Quarter ending June 2017	3,962	→
Quarter ending September 2017	3,866	↓
Variance since September 2016	9.4%	↑



ACTIVITY



Month	Adjusted Scheduled Activity (UDA)	
	2017	2018
April	422	877
May	1,528	2,161
June	2,266	3,090
July	3,348	4,347
August	4,574	5,245
September	5,457	6,342
October	6,551	
November	7,875	
December	8,822	
January	9,770	
February	10,991	
March	12,736	
April	13,179	
May	13,150	
June	13,150	

QUALITY

	Quantity	Base Number	Contract	AT	Region	England
% of FP17s for the same patient ID Re-attending within 3 months - Children	36	489	7.4%	9.9%	11.6%	11.9%
% of FP17s for the same patient ID Re-attending within 3 months - Adults	259	2,483	10.4%	14.7%	15.2%	15.9%
% of FP17s for the same patient ID Re-attending between 3 & 9 months - Children	282	489	57.7%	51.5%	59.1%	58.1%
% of FP17s for the same patient ID Re-attending between 3 & 9 months - Adults	1,490	2,483	60.0%	47.4%	51.7%	50.6%
% of FP17s for Band 1 Urgent Courses	163	2,795	5.8%	8.1%	8.0%	9.1%
% of FP17s Relating to Free Repair or Replacements	26	2,795	0.9%	0.7%	0.8%	0.8%
% of FP17s Relating to Continuations	15	2,795	0.5%	0.8%	1.0%	1.1%
% of Patients satisfied with the dentistry they have received	7	7	N/A	91.3%	91.5%	91.4%
% of Patients satisfied with the time they had to wait for an appointment	7	7	N/A	90.2%	88.2%	87.7%

* This is based on patients treated on this contract for their most recent course of treatment. Figures in italics indicate the base number of FP17s or Patient Questionnaire responses are less than 100. N/A is shown where the base number of responses is less than 10 during the period. % is calculated as Quantity/Base number*100

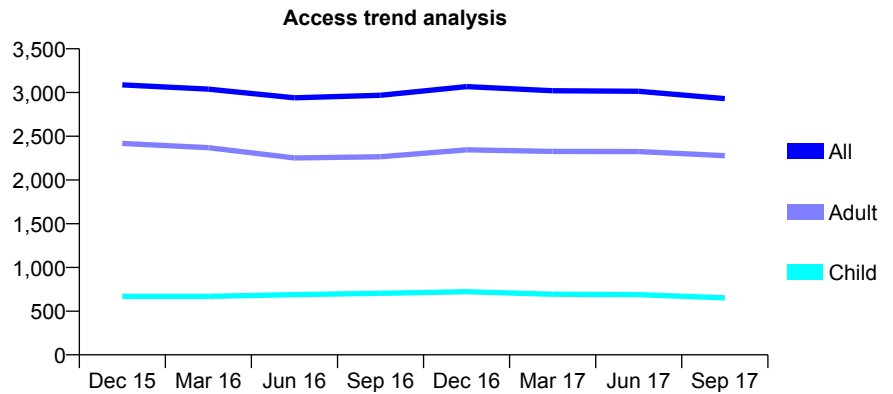
Q54 - Vital Signs At a Glance Contract Report for 150223/0001 - September 2017

Name or company name	Qamar Dental
Contract type name	GDS Contract
Purpose of contract	General
Contract start date	02/08/2013
Contract end date	

17/18 Contracted general activity (UDA)	8,026
Carry forward general activity (UDA)	2
17/18 Contracted orthodontic activity (UOA)	0
Carry forward orthodontic activity (UOA)	0
Baseline contract value	£240,050.22

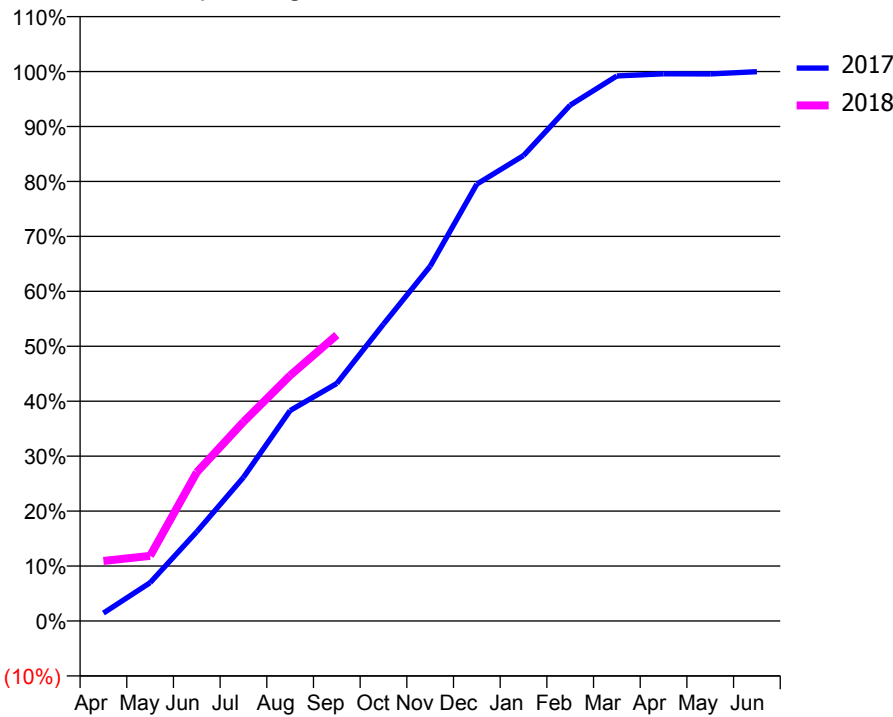
ACCESS*

Patients seen in 24 months	Total	Change since previous quarter
Quarter ending September 2016	2,969	
Quarter ending December 2016	3,067	↑
Quarter ending March 2017	3,020	↓
Quarter ending June 2017	3,014	→
Quarter ending September 2017	2,930	↓
Variance since September 2016	(1.3%)	↓



ACTIVITY

Cumulative percentage of contracted UDA delivered 2017 & 2018



Month	Adjusted Scheduled Activity (UDA)	
	2017	2018
April	115	877
May	559	952
June	1,305	2,172
July	2,099	2,909
August	3,074	3,586
September	3,471	4,177
October	4,337	
November	5,182	
December	6,381	
January	6,798	
February	7,535	
March	7,962	
April	7,992	
May	7,989	
June	8,024	

QUALITY

	Quantity	Base Number	Contract	AT	Region	England
% of FP17s for the same patient ID Re-attending within 3 months - Children	10	323	3.1%	9.9%	11.6%	11.9%
% of FP17s for the same patient ID Re-attending within 3 months - Adults	152	1,371	11.1%	14.7%	15.2%	15.9%
% of FP17s for the same patient ID Re-attending between 3 & 9 months - Children	147	323	45.5%	51.5%	59.1%	58.1%
% of FP17s for the same patient ID Re-attending between 3 & 9 months - Adults	708	1,371	51.6%	47.4%	51.7%	50.6%
% of FP17s for Band 1 Urgent Courses	121	1,665	7.3%	8.1%	8.0%	9.1%
% of FP17s Relating to Free Repair or Replacements	15	1,665	0.9%	0.7%	0.8%	0.8%
% of FP17s Relating to Continuations	4	1,665	0.2%	0.8%	1.0%	1.1%
% of Patients satisfied with the dentistry they have received	7	7	N/A	91.3%	91.5%	91.4%
% of Patients satisfied with the time they had to wait for an appointment	6	7	N/A	90.2%	88.2%	87.7%

* This is based on patients treated on this contract for their most recent course of treatment. Figures in italics indicate the base number of FP17s or Patient Questionnaire responses are less than 100. N/A is shown where the base number of responses is less than 10 during the period. % is calculated as Quantity/Base number*100

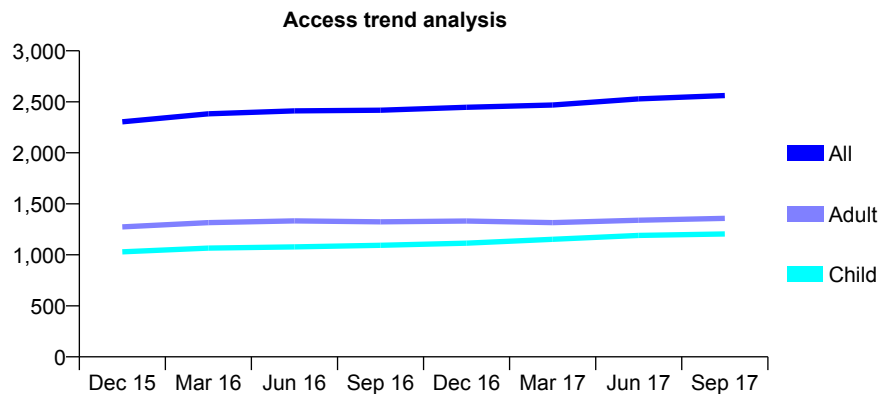
Q54 - Vital Signs At a Glance Contract Report for 150339/0001 - September 2017

Name or company name	Ali, Ahmed & Shabir
Contract type name	GDS Contract
Purpose of contract	General
Contract start date	01/04/2006
Contract end date	

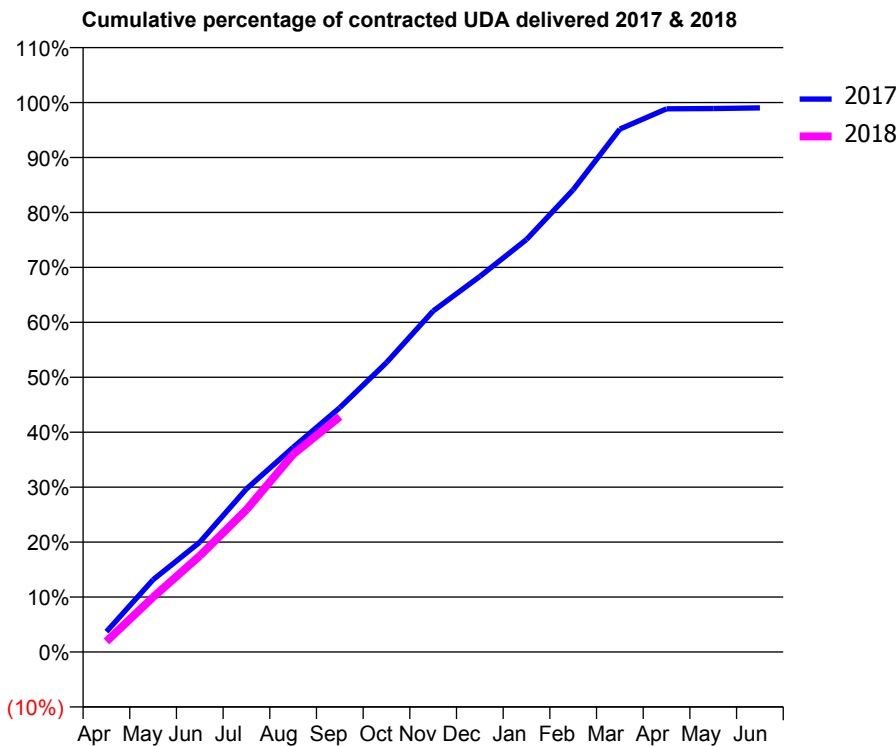
17/18 Contracted general activity (UDA)	10,078
Carry forward general activity (UDA)	98
17/18 Contracted orthodontic activity (UOA)	0
Carry forward orthodontic activity (UOA)	0
Baseline contract value	£251,752.48

ACCESS*

Patients seen in 24 months	Total	Change since previous quarter
Quarter ending September 2016	2,417	
Quarter ending December 2016	2,447	→
Quarter ending March 2017	2,468	→
Quarter ending June 2017	2,529	↑
Quarter ending September 2017	2,561	→
Variance since September 2016	6.0%	↑



ACTIVITY



Adjusted Scheduled Activity (UDA)		
Month	2017	2018
April	373	194
May	1,326	1,007
June	2,013	1,766
July	2,991	2,612
August	3,754	3,626
September	4,482	4,316
October	5,308	
November	6,254	
December	6,889	
January	7,567	
February	8,477	
March	9,591	
April	9,963	
May	9,967	
June	9,980	

QUALITY

	Quantity	Base Number	Contract	AT	Region	England
% of FP17s for the same patient ID Re-attending within 3 months - Children	36	566	6.4%	9.9%	11.6%	11.9%
% of FP17s for the same patient ID Re-attending within 3 months - Adults	92	639	14.4%	14.7%	15.2%	15.9%
% of FP17s for the same patient ID Re-attending between 3 & 9 months - Children	205	566	36.2%	51.5%	59.1%	58.1%
% of FP17s for the same patient ID Re-attending between 3 & 9 months - Adults	219	639	34.3%	47.4%	51.7%	50.6%
% of FP17s for Band 1 Urgent Courses	93	1,123	8.3%	8.1%	8.0%	9.1%
% of FP17s Relating to Free Repair or Replacements	0	1,123	0.0%	0.7%	0.8%	0.8%
% of FP17s Relating to Continuations	5	1,123	0.4%	0.8%	1.0%	1.1%
% of Patients satisfied with the dentistry they have received	0	0	N/A	91.3%	91.5%	91.4%
% of Patients satisfied with the time they had to wait for an appointment	0	0	N/A	90.2%	88.2%	87.7%

* This is based on patients treated on this contract for their most recent course of treatment. Figures in italics indicate the base number of FP17s or Patient Questionnaire responses are less than 100. N/A is shown where the base number of responses is less than 10 during the period. % is calculated as Quantity/Base number*100

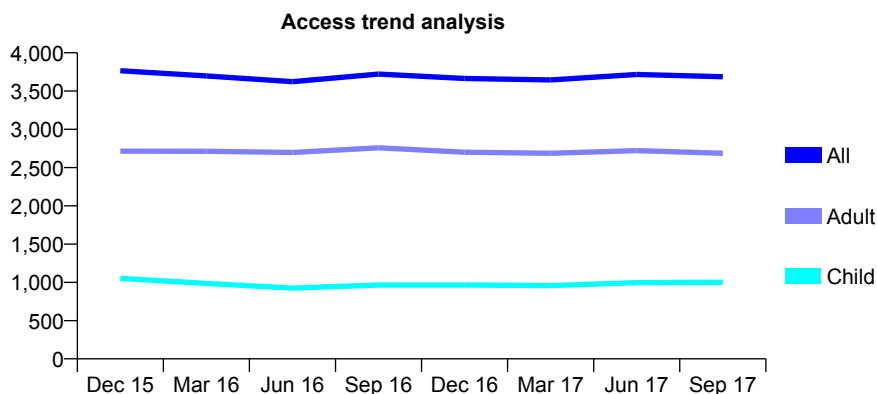
Q54 - Vital Signs At a Glance Contract Report for 150665/0001 - September 2017

Name or company name	Shaw & Jandu Dental Practice
Contract type name	GDS Contract
Purpose of contract	General and Orthodontic
Contract start date	01/04/2009
Contract end date	

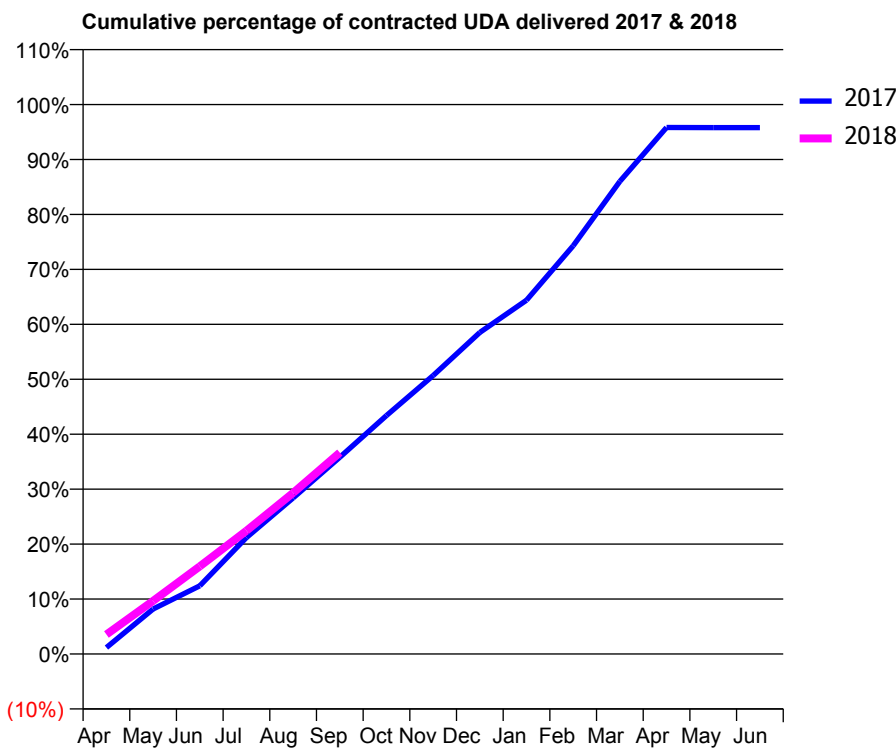
17/18 Contracted general activity (UDA)	10,110
Carry forward general activity (UDA)	0
17/18 Contracted orthodontic activity (UOA)	1,857
Carry forward orthodontic activity (UOA)	0
Baseline contract value	£261,261.90

ACCESS*

Patients seen in 24 months	Total	Change since previous quarter
Quarter ending September 2016	3,722	
Quarter ending December 2016	3,665	↓
Quarter ending March 2017	3,645	→
Quarter ending June 2017	3,717	→
Quarter ending September 2017	3,688	→
Variance since September 2016	(0.9%)	→



ACTIVITY



Month	Adjusted Scheduled Activity (UDA)	
	2017	2018
April	120	359
May	828	977
June	1,255	1,612
July	2,144	2,268
August	2,872	2,964
September	3,619	3,705
October	4,388	
November	5,123	
December	5,917	
January	6,510	
February	7,510	
March	8,697	
April	9,686	
May	9,685	
June	9,685	

QUALITY

	Quantity	Base Number	Contract	AT	Region	England
% of FP17s for the same patient ID Re-attending within 3 months - Children	46	742	6.2%	9.9%	11.6%	11.9%
% of FP17s for the same patient ID Re-attending within 3 months - Adults	164	1,906	8.6%	14.7%	15.2%	15.9%
% of FP17s for the same patient ID Re-attending between 3 & 9 months - Children	336	742	45.3%	51.5%	59.1%	58.1%
% of FP17s for the same patient ID Re-attending between 3 & 9 months - Adults	970	1,906	50.9%	47.4%	51.7%	50.6%
% of FP17s for Band 1 Urgent Courses	181	2,191	8.3%	8.1%	8.0%	9.1%
% of FP17s Relating to Free Repair or Replacements	20	2,191	0.9%	0.7%	0.8%	0.8%
% of FP17s Relating to Continuations	3	2,191	0.1%	0.8%	1.0%	1.1%
% of Patients satisfied with the dentistry they have received	4	4	N/A	91.3%	91.5%	91.4%
% of Patients satisfied with the time they had to wait for an appointment	4	4	N/A	90.2%	88.2%	87.7%

* This is based on patients treated on this contract for their most recent course of treatment. Figures in italics indicate the base number of FP17s or Patient Questionnaire responses are less than 100. N/A is shown where the base number of responses is less than 10 during the period. % is calculated as Quantity/Base number*100

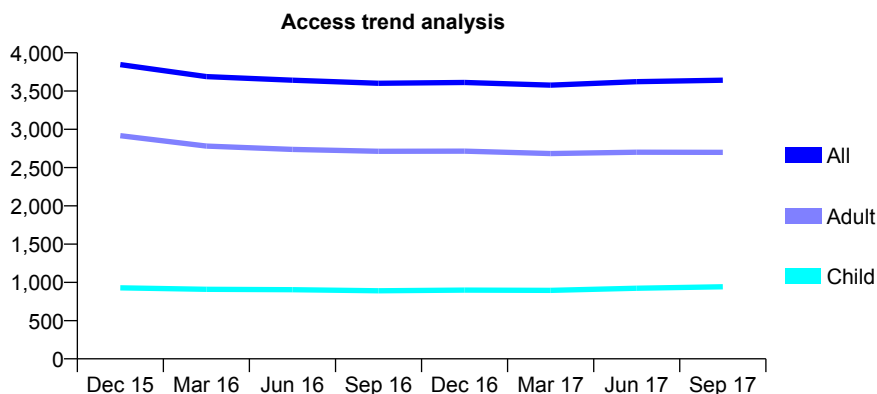
Q54 - Vital Signs At a Glance Contract Report for 151351/0001 - September 2017

Name or company name	Dr N Hayre and Dr AP Najran
Contract type name	GDS Contract
Purpose of contract	General
Contract start date	01/10/2011
Contract end date	

17/18 Contracted general activity (UDA)	11,705
Carry forward general activity (UDA)	-235
17/18 Contracted orthodontic activity (UOA)	0
Carry forward orthodontic activity (UOA)	0
Baseline contract value	£255,927.07

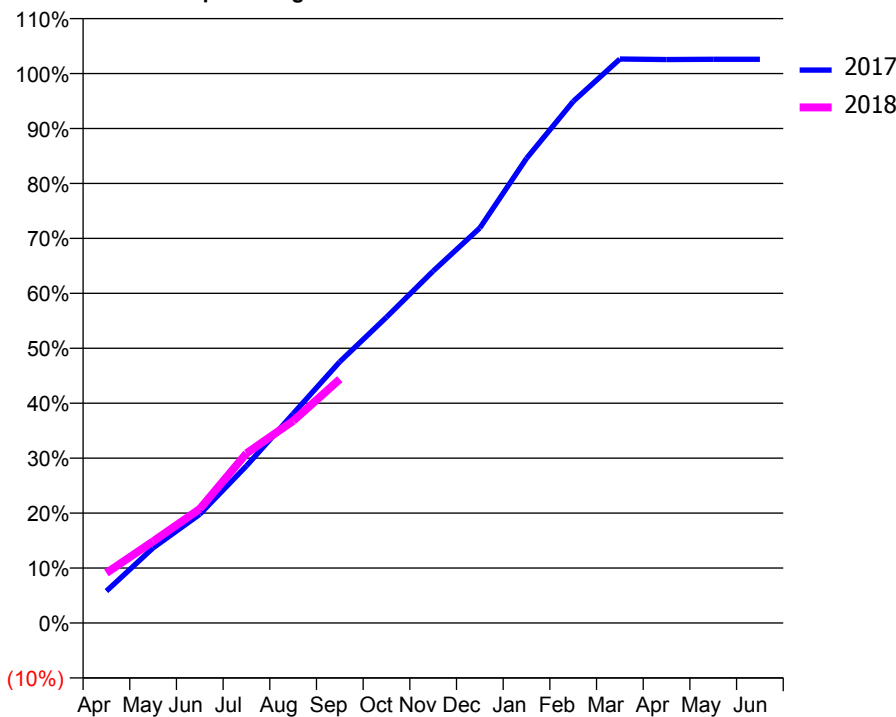
ACCESS*

Patients seen in 24 months	Total	Change since previous quarter
Quarter ending September 2016	3,602	
Quarter ending December 2016	3,612	→
Quarter ending March 2017	3,578	→
Quarter ending June 2017	3,623	→
Quarter ending September 2017	3,641	→
Variance since September 2016	1.1%	→



ACTIVITY

Cumulative percentage of contracted UDA delivered 2017 & 2018



Month	Adjusted Scheduled Activity (UDA)	
	2017	2018
April	680	1,068
May	1,601	1,739
June	2,317	2,429
July	3,347	3,615
August	4,457	4,304
September	5,566	5,193
October	6,514	
November	7,496	
December	8,416	
January	9,898	
February	11,109	
March	12,014	
April	12,004	
May	12,009	
June	12,009	

QUALITY

	Quantity	Base Number	Contract	AT	Region	England
% of FP17s for the same patient ID Re-attending within 3 months - Children	58	826	7.0%	9.9%	11.6%	11.9%
% of FP17s for the same patient ID Re-attending within 3 months - Adults	247	2,061	12.0%	14.7%	15.2%	15.9%
% of FP17s for the same patient ID Re-attending between 3 & 9 months - Children	575	826	69.6%	51.5%	59.1%	58.1%
% of FP17s for the same patient ID Re-attending between 3 & 9 months - Adults	1,302	2,061	63.2%	47.4%	51.7%	50.6%
% of FP17s for Band 1 Urgent Courses	179	2,888	6.2%	8.1%	8.0%	9.1%
% of FP17s Relating to Free Repair or Replacements	17	2,888	0.6%	0.7%	0.8%	0.8%
% of FP17s Relating to Continuations	7	2,888	0.2%	0.8%	1.0%	1.1%
% of Patients satisfied with the dentistry they have received	5	6	N/A	91.3%	91.5%	91.4%
% of Patients satisfied with the time they had to wait for an appointment	6	6	N/A	90.2%	88.2%	87.7%

* This is based on patients treated on this contract for their most recent course of treatment. Figures in italics indicate the base number of FP17s or Patient Questionnaire responses are less than 100. N/A is shown where the base number of responses is less than 10 during the period. % is calculated as Quantity/Base number*100

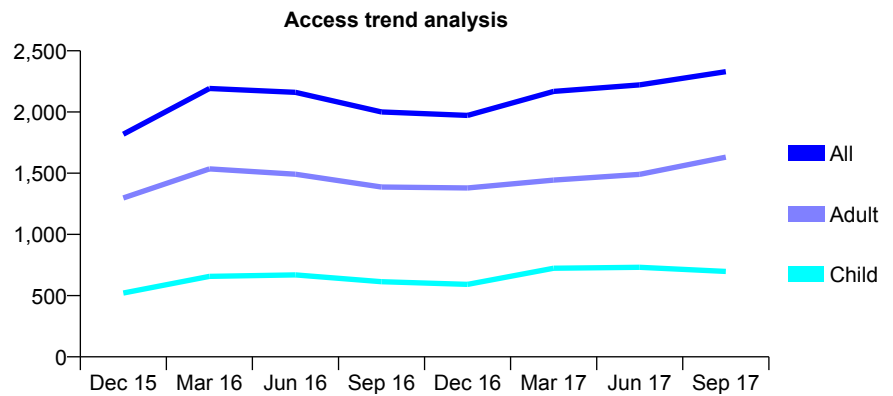
Q54 - Vital Signs At a Glance Contract Report for 154873/0001 - September 2017

Name or company name	Dental Clinique Ltd
Contract type name	GDS Contract
Purpose of contract	General
Contract start date	01/04/2011
Contract end date	

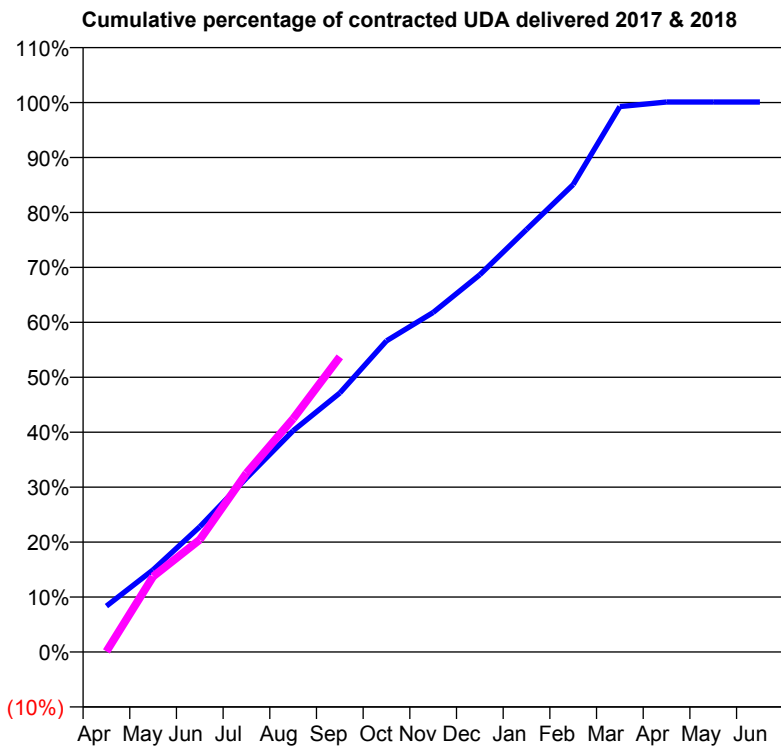
17/18 Contracted general activity (UDA)	6,928
Carry forward general activity (UDA)	-7
17/18 Contracted orthodontic activity (UOA)	0
Carry forward orthodontic activity (UOA)	0
Baseline contract value	£195,789.33

ACCESS*

Patients seen in 24 months	Total	Change since previous quarter
Quarter ending September 2016	2,001	
Quarter ending December 2016	1,972	↓
Quarter ending March 2017	2,168	↑
Quarter ending June 2017	2,222	↑
Quarter ending September 2017	2,329	↑
Variance since September 2016	16.4%	↑



ACTIVITY



Month	Adjusted Scheduled Activity (UDA)	
	2017	2018
April	579	7
May	1,036	952
June	1,579	1,416
July	2,194	2,255
August	2,790	2,942
September	3,266	3,721
October	3,923	
November	4,280	
December	4,758	
January	5,327	
February	5,893	
March	6,878	
April	6,934	
May	6,934	
June	6,935	

QUALITY

	Quantity	Base Number	Contract	AT	Region	England
% of FP17s for the same patient ID Re-attending within 3 months - Children	39	525	7.4%	9.9%	11.6%	11.9%
% of FP17s for the same patient ID Re-attending within 3 months - Adults	81	1,037	7.8%	14.7%	15.2%	15.9%
% of FP17s for the same patient ID Re-attending between 3 & 9 months - Children	215	525	41.0%	51.5%	59.1%	58.1%
% of FP17s for the same patient ID Re-attending between 3 & 9 months - Adults	386	1,037	37.2%	47.4%	51.7%	50.6%
% of FP17s for Band 1 Urgent Courses	66	1,535	4.3%	8.1%	8.0%	9.1%
% of FP17s Relating to Free Repair or Replacements	1	1,535	0.1%	0.7%	0.8%	0.8%
% of FP17s Relating to Continuations	5	1,535	0.3%	0.8%	1.0%	1.1%
% of Patients satisfied with the dentistry they have received	2	2	N/A	91.3%	91.5%	91.4%
% of Patients satisfied with the time they had to wait for an appointment	2	2	N/A	90.2%	88.2%	87.7%

* This is based on patients treated on this contract for their most recent course of treatment. Figures in italics indicate the base number of FP17s or Patient Questionnaire responses are less than 100. N/A is shown where the base number of responses is less than 10 during the period. % is calculated as Quantity/Base number*100

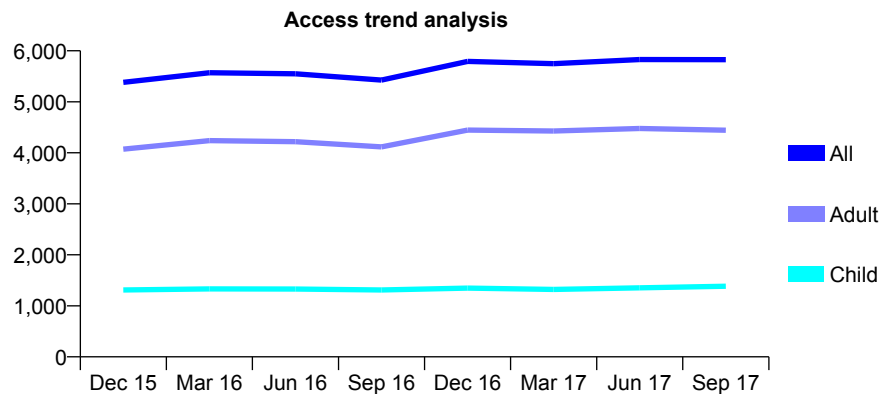
Q54 - Vital Signs At a Glance Contract Report for 155861/0001 - September 2017

Name or company name	Bilston Dental Surgery
Contract type name	GDS Contract
Purpose of contract	General and Orthodontic
Contract start date	25/02/2011
Contract end date	

17/18 Contracted general activity (UDA)	16,221
Carry forward general activity (UDA)	-264
17/18 Contracted orthodontic activity (UOA)	554
Carry forward orthodontic activity (UOA)	-12
Baseline contract value	£383,470.32

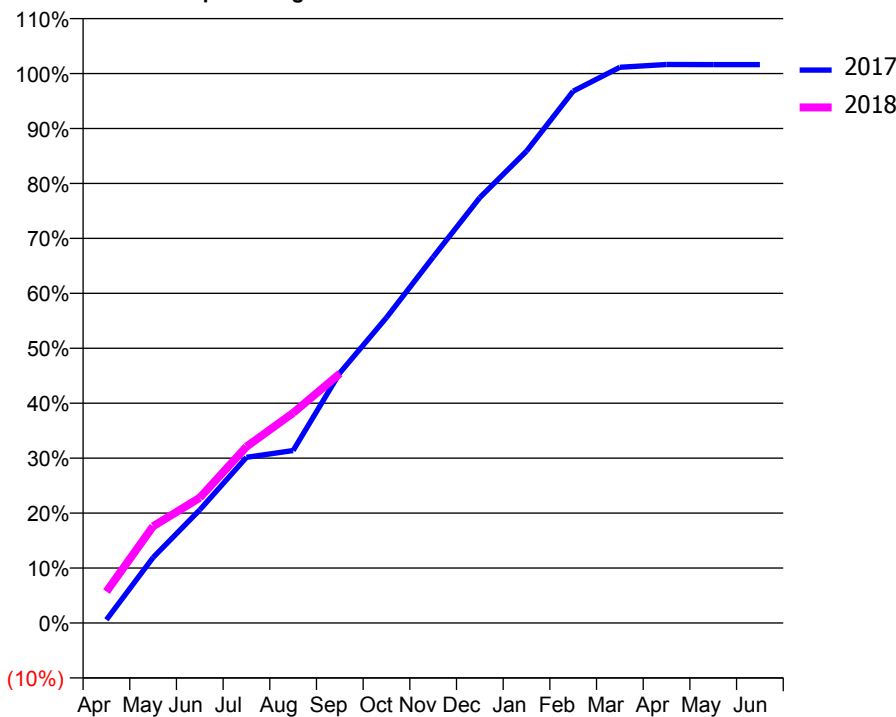
ACCESS*

Patients seen in 24 months	Total	Change since previous quarter
Quarter ending September 2016	5,427	
Quarter ending December 2016	5,793	↑
Quarter ending March 2017	5,749	→
Quarter ending June 2017	5,829	→
Quarter ending September 2017	5,827	→
Variance since September 2016	7.4%	↑



ACTIVITY

Cumulative percentage of contracted UDA delivered 2017 & 2018



Month	Adjusted Scheduled Activity (UDA)	
	2017	2018
April	95	929
May	1,935	2,856
June	3,338	3,697
July	4,892	5,206
August	5,092	6,200
September	7,382	7,364
October	9,015	
November	10,805	
December	12,560	
January	13,927	
February	15,699	
March	16,407	
April	16,488	
May	16,484	
June	16,484	

QUALITY

	Quantity	Base Number	Contract	AT	Region	England
% of FP17s for the same patient ID Re-attending within 3 months - Children	53	1,011	5.2%	9.9%	11.6%	11.9%
% of FP17s for the same patient ID Re-attending within 3 months - Adults	150	1,447	10.4%	14.7%	15.2%	15.9%
% of FP17s for the same patient ID Re-attending between 3 & 9 months - Children	551	1,011	54.5%	51.5%	59.1%	58.1%
% of FP17s for the same patient ID Re-attending between 3 & 9 months - Adults	683	1,447	47.2%	47.4%	51.7%	50.6%
% of FP17s for Band 1 Urgent Courses	44	2,411	1.8%	8.1%	8.0%	9.1%
% of FP17s Relating to Free Repair or Replacements	7	2,411	0.3%	0.7%	0.8%	0.8%
% of FP17s Relating to Continuations	5	2,411	0.2%	0.8%	1.0%	1.1%
% of Patients satisfied with the dentistry they have received	2	3	N/A	91.3%	91.5%	91.4%
% of Patients satisfied with the time they had to wait for an appointment	2	3	N/A	90.2%	88.2%	87.7%

* This is based on patients treated on this contract for their most recent course of treatment. Figures in italics indicate the base number of FP17s or Patient Questionnaire responses are less than 100. N/A is shown where the base number of responses is less than 10 during the period. % is calculated as Quantity/Base number*100

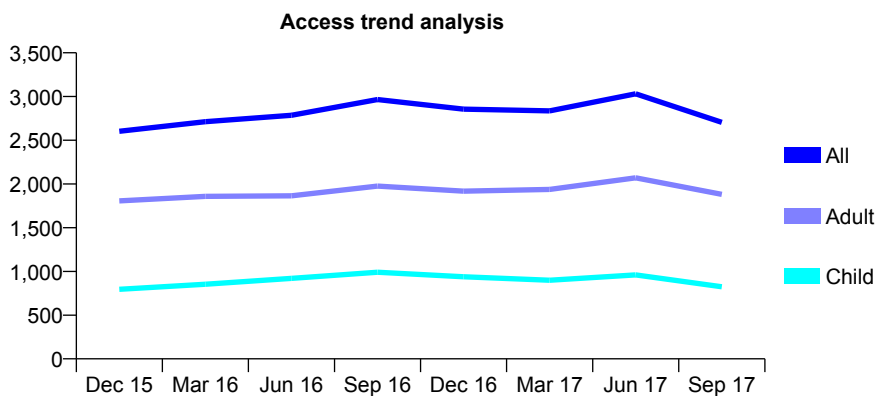
Q54 - Vital Signs At a Glance Contract Report for 157422/0001 - September 2017

Name or company name	Priority Dental Practice
Contract type name	GDS Contract
Purpose of contract	General
Contract start date	01/03/2009
Contract end date	

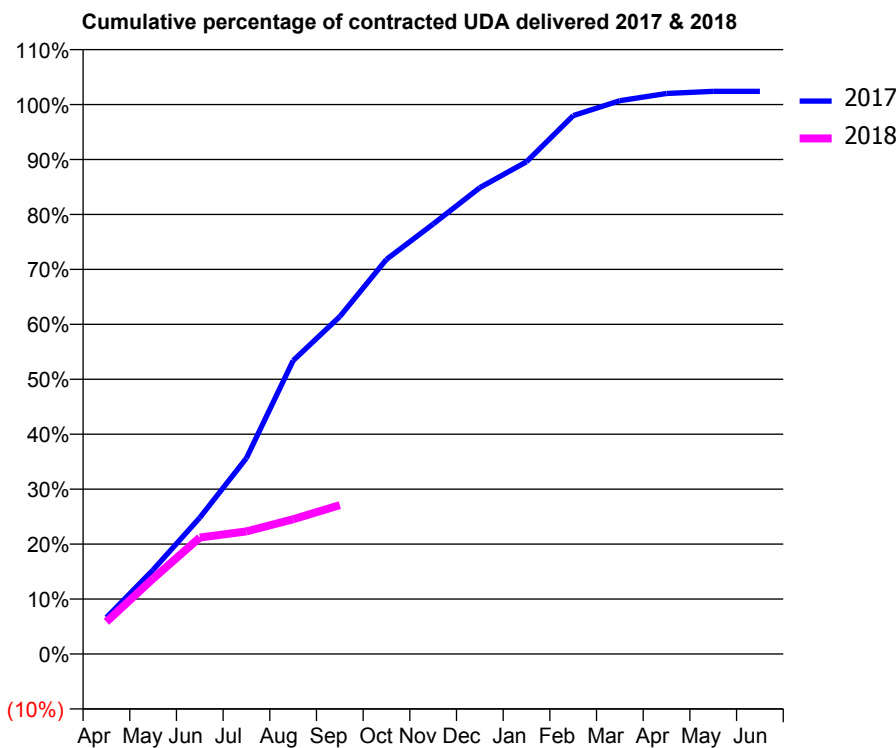
17/18 Contracted general activity (UDA)	5,749
Carry forward general activity (UDA)	-115
17/18 Contracted orthodontic activity (UOA)	0
Carry forward orthodontic activity (UOA)	0
Baseline contract value	£154,016.50

ACCESS*

Patients seen in 24 months	Total	Change since previous quarter
Quarter ending September 2016	2,966	
Quarter ending December 2016	2,855	↓
Quarter ending March 2017	2,836	→
Quarter ending June 2017	3,031	↑
Quarter ending September 2017	2,705	↓
Variance since September 2016	(8.8%)	↓



ACTIVITY



Month	Adjusted Scheduled Activity (UDA)	
	2017	2018
April	382	337
May	881	789
June	1,427	1,219
July	2,050	1,282
August	3,070	1,410
September	3,530	1,557
October	4,128	
November	4,498	
December	4,880	
January	5,150	
February	5,632	
March	5,789	
April	5,864	
May	5,887	
June	5,887	

QUALITY

	Quantity	Base Number	Contract	AT	Region	England
% of FP17s for the same patient ID Re-attending within 3 months - Children	31	562	5.5%	9.9%	11.6%	11.9%
% of FP17s for the same patient ID Re-attending within 3 months - Adults	111	840	13.2%	14.7%	15.2%	15.9%
% of FP17s for the same patient ID Re-attending between 3 & 9 months - Children	235	562	41.8%	51.5%	59.1%	58.1%
% of FP17s for the same patient ID Re-attending between 3 & 9 months - Adults	220	840	26.2%	47.4%	51.7%	50.6%
% of FP17s for Band 1 Urgent Courses	92	755	12.2%	8.1%	8.0%	9.1%
% of FP17s Relating to Free Repair or Replacements	9	755	1.2%	0.7%	0.8%	0.8%
% of FP17s Relating to Continuations	0	755	0.0%	0.8%	1.0%	1.1%
% of Patients satisfied with the dentistry they have received	10	10	100.0%	91.3%	91.5%	91.4%
% of Patients satisfied with the time they had to wait for an appointment	9	10	90.0%	90.2%	88.2%	87.7%

* This is based on patients treated on this contract for their most recent course of treatment. Figures in italics indicate the base number of FP17s or Patient Questionnaire responses are less than 100. N/A is shown where the base number of responses is less than 10 during the period. % is calculated as Quantity/Base number*100

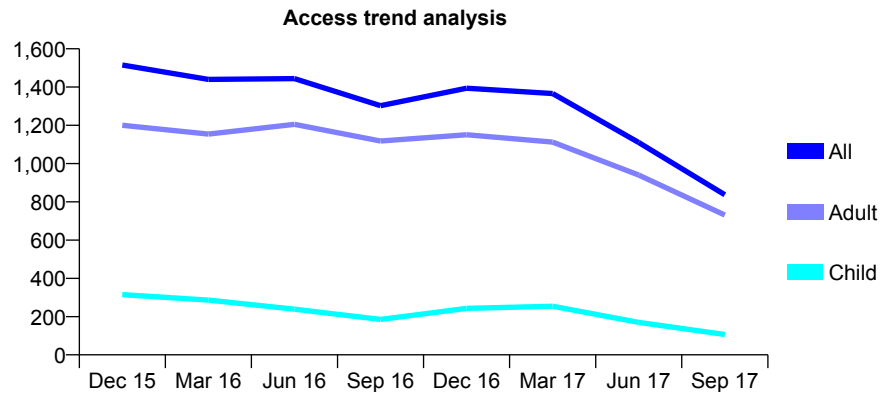
Q54 - Vital Signs At a Glance Contract Report for 157422/0008 - September 2017

Name or company name	Priory Dental Practice
Contract type name	PDS Plus Contract
Purpose of contract	General
Contract start date	01/05/2012
Contract end date	30/04/2017

17/18 Contracted general activity (UDA)	250
Carry forward general activity (UDA)	0
17/18 Contracted orthodontic activity (UOA)	0
Carry forward orthodontic activity (UOA)	0
Baseline contract value	£3,220.26

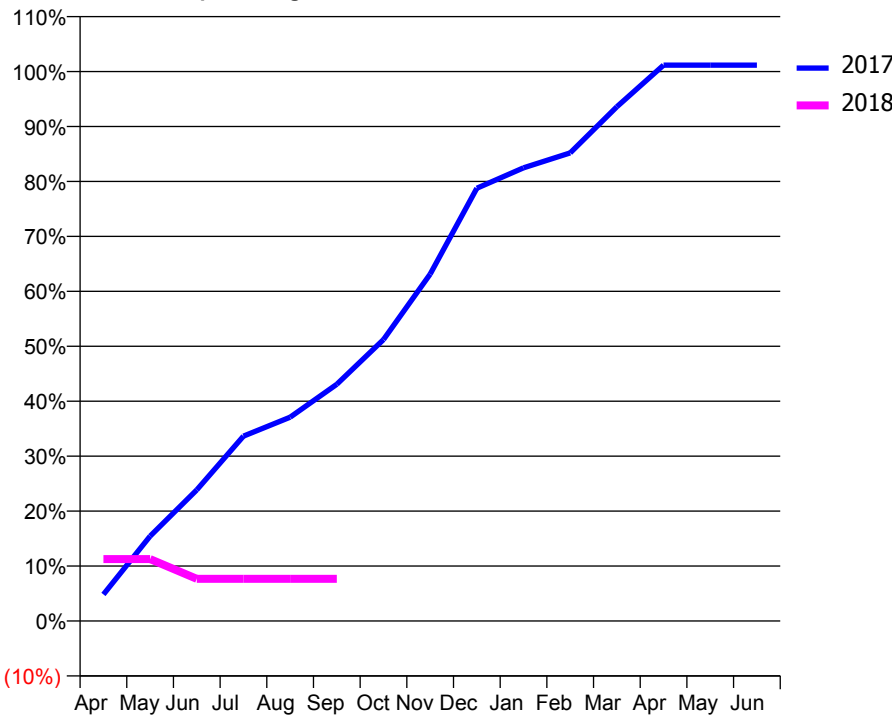
ACCESS*

Patients seen in 24 months	Total	Change since previous quarter
Quarter ending September 2016	1,303	
Quarter ending December 2016	1,394	↑
Quarter ending March 2017	1,366	↓
Quarter ending June 2017	1,110	↓
Quarter ending September 2017	837	↓
Variance since September 2016	(35.8%)	↓



ACTIVITY

Cumulative percentage of contracted UDA delivered 2017 & 2018



Month	Adjusted Scheduled Activity (UDA)	
	2017	2018
April	145	28
May	463	28
June	716	19
July	1,009	19
August	1,112	19
September	1,292	19
October	1,537	
November	1,894	
December	2,363	
January	2,474	
February	2,556	
March	2,807	
April	3,035	
May	3,035	
June	3,035	

QUALITY

	Quantity	Base Number	Contract	AT	Region	England
% of FP17s for the same patient ID Re-attending within 3 months - Children	0	31	0.0%	9.9%	11.6%	11.9%
% of FP17s for the same patient ID Re-attending within 3 months - Adults	0	74	0.0%	14.7%	15.2%	15.9%
% of FP17s for the same patient ID Re-attending between 3 & 9 months - Children	0	31	0.0%	51.5%	59.1%	58.1%
% of FP17s for the same patient ID Re-attending between 3 & 9 months - Adults	4	74	5.4%	47.4%	51.7%	50.6%
% of FP17s for Band 1 Urgent Courses	1	7	14.3%	8.1%	8.0%	9.1%
% of FP17s Relating to Free Repair or Replacements	0	7	0.0%	0.7%	0.8%	0.8%
% of FP17s Relating to Continuations	0	7	0.0%	0.8%	1.0%	1.1%
% of Patients satisfied with the dentistry they have received	1	1	N/A	91.3%	91.5%	91.4%
% of Patients satisfied with the time they had to wait for an appointment	1	1	N/A	90.2%	88.2%	87.7%

* This is based on patients treated on this contract for their most recent course of treatment. Figures in italics indicate the base number of FP17s or Patient Questionnaire responses are less than 100. N/A is shown where the base number of responses is less than 10 during the period. % is calculated as Quantity/Base number*100

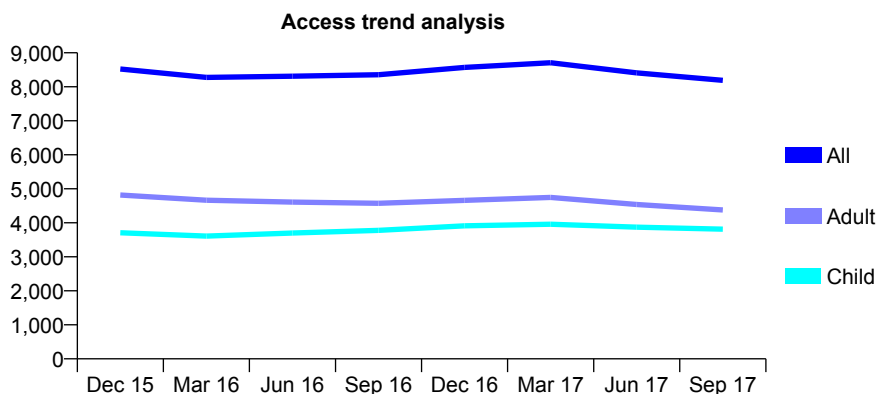
Q54 - Vital Signs At a Glance Contract Report for 158054/0001 - September 2017

Name or company name	Ward End Dental Practice Partnership
Contract type name	GDS Contract
Purpose of contract	General
Contract start date	01/04/2007
Contract end date	

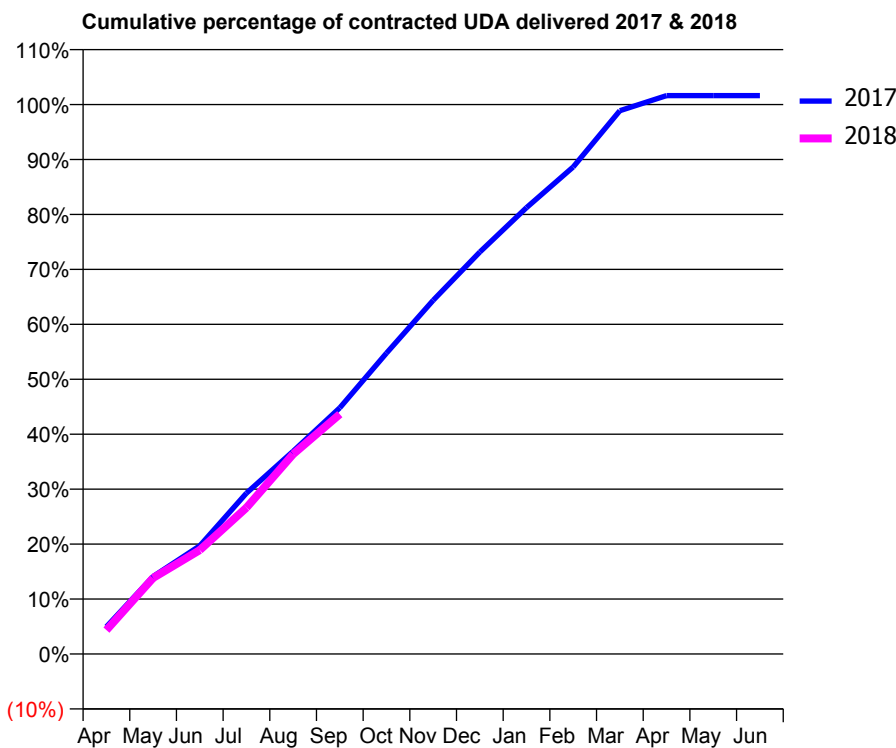
17/18 Contracted general activity (UDA)	23,513
Carry forward general activity (UDA)	-383
17/18 Contracted orthodontic activity (UOA)	0
Carry forward orthodontic activity (UOA)	0
Baseline contract value	£502,124.75

ACCESS*

Patients seen in 24 months	Total	Change since previous quarter
Quarter ending September 2016	8,356	
Quarter ending December 2016	8,572	↑
Quarter ending March 2017	8,707	→
Quarter ending June 2017	8,411	↓
Quarter ending September 2017	8,191	↓
Variance since September 2016	(2.0%)	↓



ACTIVITY



Month	Adjusted Scheduled Activity (UDA)	
	2017	2018
April	1,169	1,026
May	3,315	3,257
June	4,631	4,449
July	6,885	6,262
August	8,674	8,553
September	10,536	10,259
October	12,876	
November	15,137	
December	17,199	
January	19,098	
February	20,838	
March	23,247	
April	23,896	
May	23,896	
June	23,896	

QUALITY

	Quantity	Base Number	Contract	AT	Region	England
% of FP17s for the same patient ID Re-attending within 3 months - Children	113	2,349	4.8%	9.9%	11.6%	11.9%
% of FP17s for the same patient ID Re-attending within 3 months - Adults	320	2,303	13.9%	14.7%	15.2%	15.9%
% of FP17s for the same patient ID Re-attending between 3 & 9 months - Children	1,136	2,349	48.4%	51.5%	59.1%	58.1%
% of FP17s for the same patient ID Re-attending between 3 & 9 months - Adults	947	2,303	41.1%	47.4%	51.7%	50.6%
% of FP17s for Band 1 Urgent Courses	756	4,373	17.3%	8.1%	8.0%	9.1%
% of FP17s Relating to Free Repair or Replacements	4	4,373	0.1%	0.7%	0.8%	0.8%
% of FP17s Relating to Continuations	23	4,373	0.5%	0.8%	1.0%	1.1%
% of Patients satisfied with the dentistry they have received	2	2	N/A	91.3%	91.5%	91.4%
% of Patients satisfied with the time they had to wait for an appointment	2	2	N/A	90.2%	88.2%	87.7%

* This is based on patients treated on this contract for their most recent course of treatment. Figures in italics indicate the base number of FP17s or Patient Questionnaire responses are less than 100. N/A is shown where the base number of responses is less than 10 during the period. % is calculated as Quantity/Base number*100

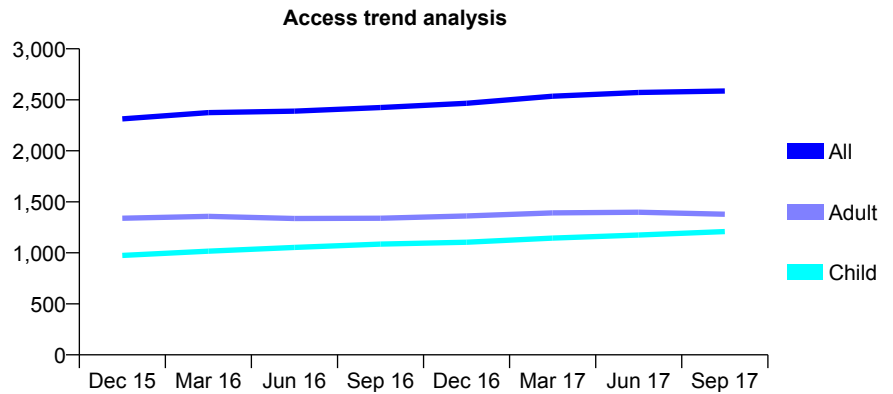
Q54 - Vital Signs At a Glance Contract Report for 158119/0001 - September 2017

Name or company name	Ali, Ahmed & Shabir
Contract type name	GDS Contract
Purpose of contract	General
Contract start date	01/04/2006
Contract end date	

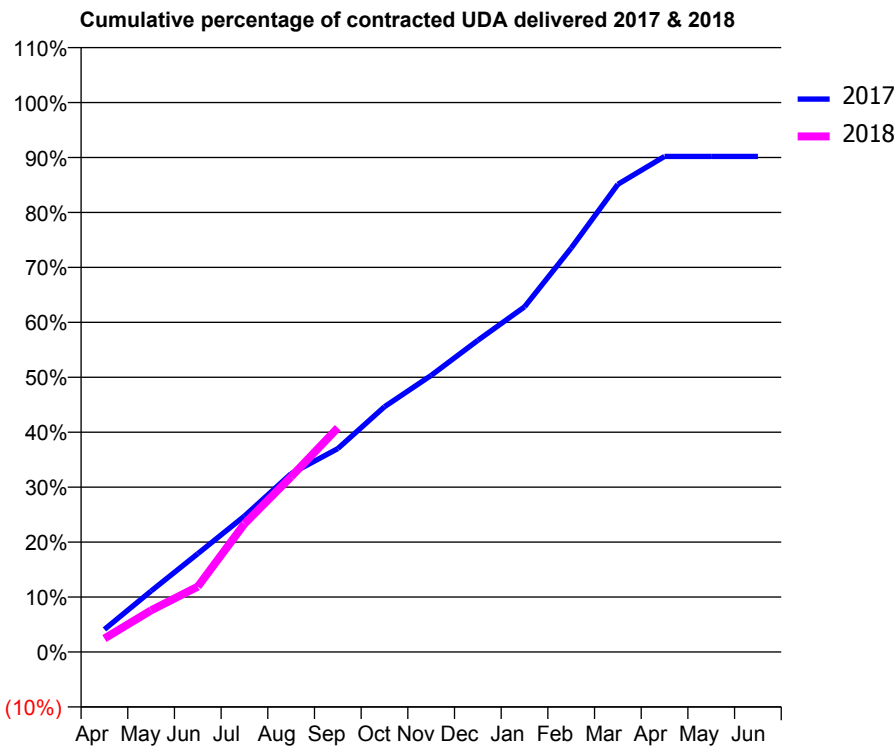
17/18 Contracted general activity (UDA)	11,721
Carry forward general activity (UDA)	0
17/18 Contracted orthodontic activity (UOA)	0
Carry forward orthodontic activity (UOA)	0
Baseline contract value	£287,417.33

ACCESS*

Patients seen in 24 months	Total	Change since previous quarter
Quarter ending September 2016	2,424	
Quarter ending December 2016	2,466	→
Quarter ending March 2017	2,535	↑
Quarter ending June 2017	2,572	→
Quarter ending September 2017	2,586	→
Variance since September 2016	6.7%	↑



ACTIVITY



Month	Adjusted Scheduled Activity (UDA)	
	2017	2018
April	483	288
May	1,302	888
June	2,097	1,396
July	2,900	2,734
August	3,804	3,738
September	4,339	4,782
October	5,232	
November	5,901	
December	6,650	
January	7,361	
February	8,618	
March	9,977	
April	10,571	
May	10,572	
June	10,572	

QUALITY

	Quantity	Base Number	Contract	AT	Region	England
% of FP17s for the same patient ID Re-attending within 3 months - Children	38	671	5.7%	9.9%	11.6%	11.9%
% of FP17s for the same patient ID Re-attending within 3 months - Adults	111	723	15.4%	14.7%	15.2%	15.9%
% of FP17s for the same patient ID Re-attending between 3 & 9 months - Children	268	671	39.9%	51.5%	59.1%	58.1%
% of FP17s for the same patient ID Re-attending between 3 & 9 months - Adults	259	723	35.8%	47.4%	51.7%	50.6%
% of FP17s for Band 1 Urgent Courses	153	1,276	12.0%	8.1%	8.0%	9.1%
% of FP17s Relating to Free Repair or Replacements	0	1,276	0.0%	0.7%	0.8%	0.8%
% of FP17s Relating to Continuations	12	1,276	0.9%	0.8%	1.0%	1.1%
% of Patients satisfied with the dentistry they have received	2	2	N/A	91.3%	91.5%	91.4%
% of Patients satisfied with the time they had to wait for an appointment	2	2	N/A	90.2%	88.2%	87.7%

* This is based on patients treated on this contract for their most recent course of treatment. Figures in italics indicate the base number of FP17s or Patient Questionnaire responses are less than 100. N/A is shown where the base number of responses is less than 10 during the period. % is calculated as Quantity/Base number*100

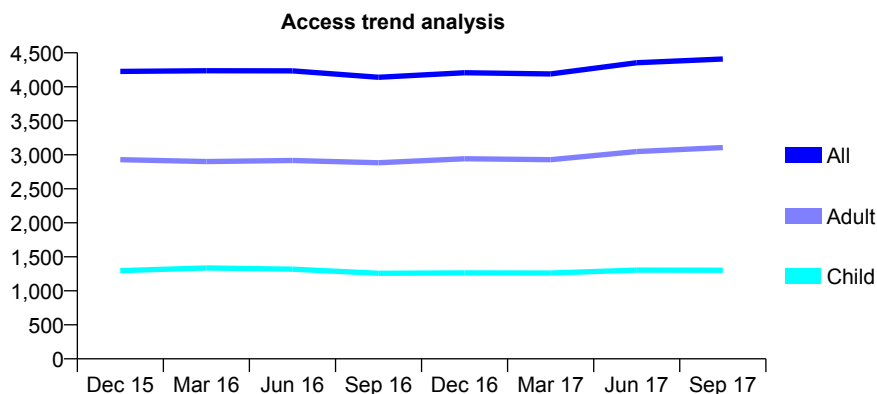
Q54 - Vital Signs At a Glance Contract Report for 159948/0001 - September 2017

Name or company name	Grove Lane Dental Surgery
Contract type name	GDS Contract
Purpose of contract	General
Contract start date	21/02/2011
Contract end date	

17/18 Contracted general activity (UDA)	13,862
Carry forward general activity (UDA)	0
17/18 Contracted orthodontic activity (UOA)	0
Carry forward orthodontic activity (UOA)	0
Baseline contract value	£339,118.13

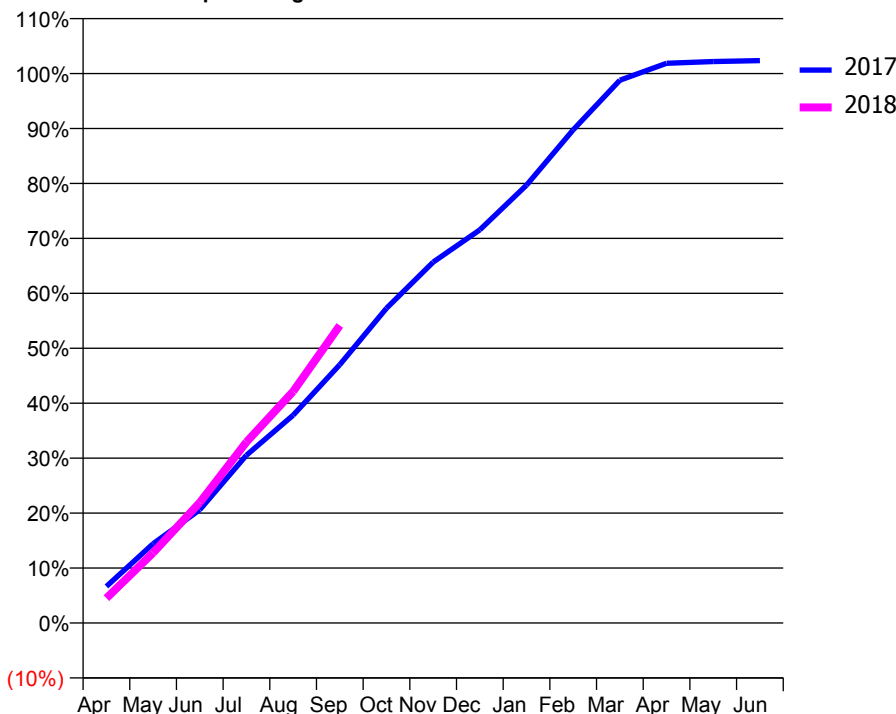
ACCESS*

Patients seen in 24 months	Total	Change since previous quarter
Quarter ending September 2016	4,140	
Quarter ending December 2016	4,206	→
Quarter ending March 2017	4,189	→
Quarter ending June 2017	4,353	↑
Quarter ending September 2017	4,409	→
Variance since September 2016	6.5%	↑



ACTIVITY

Cumulative percentage of contracted UDA delivered 2017 & 2018



Adjusted Scheduled Activity (UDA)

Month	2017	2018
April	925	627
May	1,999	1,773
June	2,859	3,041
July	4,234	4,566
August	5,242	5,841
September	6,519	7,507
October	7,939	
November	9,105	
December	9,919	
January	11,044	
February	12,441	
March	13,692	
April	14,120	
May	14,162	
June	14,187	

QUALITY

	Quantity	Base Number	Contract	AT	Region	England
% of FP17s for the same patient ID Re-attending within 3 months - Children	66	763	8.7%	9.9%	11.6%	11.9%
% of FP17s for the same patient ID Re-attending within 3 months - Adults	309	1,774	17.4%	14.7%	15.2%	15.9%
% of FP17s for the same patient ID Re-attending between 3 & 9 months - Children	178	763	23.3%	51.5%	59.1%	58.1%
% of FP17s for the same patient ID Re-attending between 3 & 9 months - Adults	433	1,774	24.4%	47.4%	51.7%	50.6%
% of FP17s for Band 1 Urgent Courses	327	2,375	13.8%	8.1%	8.0%	9.1%
% of FP17s Relating to Free Repair or Replacements	5	2,375	0.2%	0.7%	0.8%	0.8%
% of FP17s Relating to Continuations	5	2,375	0.2%	0.8%	1.0%	1.1%
% of Patients satisfied with the dentistry they have received	4	4	N/A	91.3%	91.5%	91.4%
% of Patients satisfied with the time they had to wait for an appointment	4	4	N/A	90.2%	88.2%	87.7%

* This is based on patients treated on this contract for their most recent course of treatment. Figures in italics indicate the base number of FP17s or Patient Questionnaire responses are less than 100. N/A is shown where the base number of responses is less than 10 during the period. % is calculated as Quantity/Base number*100

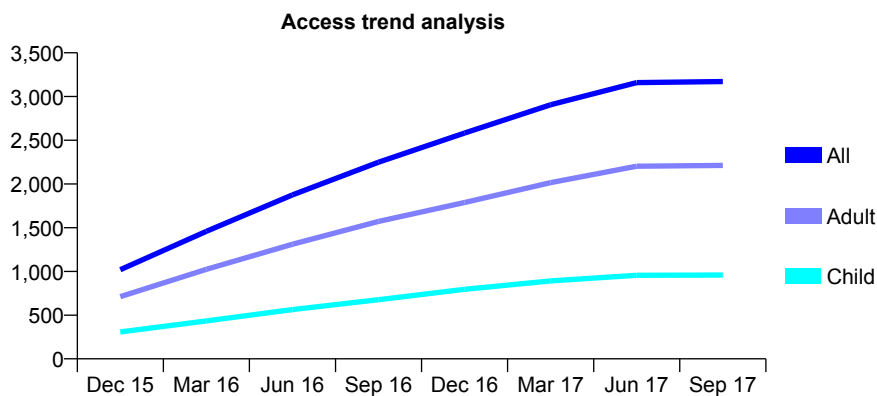
Q54 - Vital Signs At a Glance Contract Report for 160857/0001 - September 2017

Name or company name	Handsworth Dental Practice
Contract type name	GDS Contract
Purpose of contract	General
Contract start date	01/09/2015
Contract end date	

17/18 Contracted general activity (UDA)	9,200
Carry forward general activity (UDA)	0
17/18 Contracted orthodontic activity (UOA)	0
Carry forward orthodontic activity (UOA)	0
Baseline contract value	£225,296.91

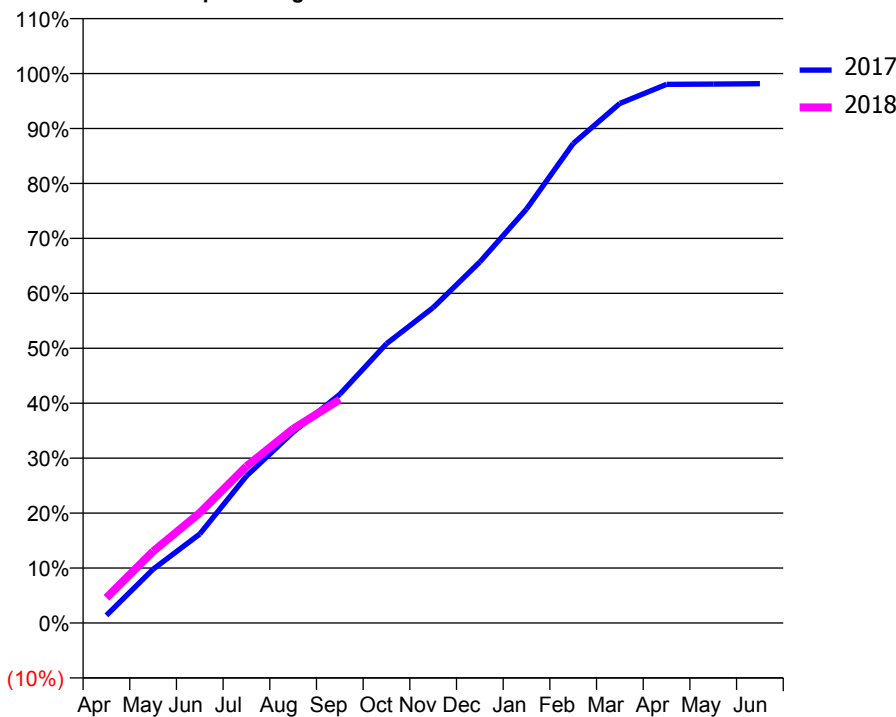
ACCESS*

Patients seen in 24 months	Total	Change since previous quarter
Quarter ending September 2016	2,248	
Quarter ending December 2016	2,583	↑
Quarter ending March 2017	2,906	↑
Quarter ending June 2017	3,159	↑
Quarter ending September 2017	3,171	→
Variance since September 2016	41.1%	↑



ACTIVITY

Cumulative percentage of contracted UDA delivered 2017 & 2018



Adjusted Scheduled Activity (UDA)

Month	2017	2018
April	128	423
May	901	1,199
June	1,490	1,844
July	2,461	2,625
August	3,195	3,253
September	3,829	3,744
October	4,675	
November	5,282	
December	6,044	
January	6,932	
February	8,027	
March	8,699	
April	9,018	
May	9,024	
June	9,029	

QUALITY

	Quantity	Base Number	Contract	AT	Region	England
% of FP17s for the same patient ID Re-attending within 3 months - Children	29	390	7.4%	9.9%	11.6%	11.9%
% of FP17s for the same patient ID Re-attending within 3 months - Adults	126	958	13.2%	14.7%	15.2%	15.9%
% of FP17s for the same patient ID Re-attending between 3 & 9 months - Children	97	390	24.9%	51.5%	59.1%	58.1%
% of FP17s for the same patient ID Re-attending between 3 & 9 months - Adults	296	958	30.9%	47.4%	51.7%	50.6%
% of FP17s for Band 1 Urgent Courses	148	1,212	12.2%	8.1%	8.0%	9.1%
% of FP17s Relating to Free Repair or Replacements	3	1,212	0.2%	0.7%	0.8%	0.8%
% of FP17s Relating to Continuations	3	1,212	0.2%	0.8%	1.0%	1.1%
% of Patients satisfied with the dentistry they have received	1	1	N/A	91.3%	91.5%	91.4%
% of Patients satisfied with the time they had to wait for an appointment	1	1	N/A	90.2%	88.2%	87.7%

* This is based on patients treated on this contract for their most recent course of treatment. Figures in italics indicate the base number of FP17s or Patient Questionnaire responses are less than 100. N/A is shown where the base number of responses is less than 10 during the period. % is calculated as Quantity/Base number*100

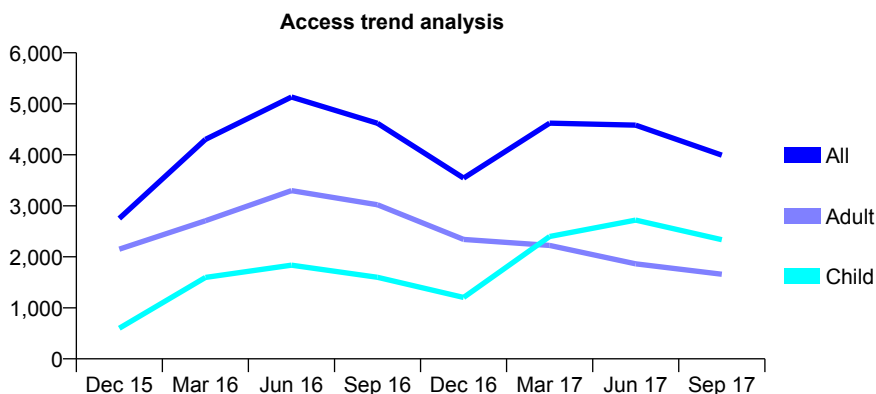
Q54 - Vital Signs At a Glance Contract Report for 161446/0001 - September 2017

Name or company name	Amit A Duggal & Gurpreet K Duggal
Contract type name	GDS Contract
Purpose of contract	General
Contract start date	01/01/2013
Contract end date	

17/18 Contracted general activity (UDA)	9,647
Carry forward general activity (UDA)	0
17/18 Contracted orthodontic activity (UOA)	0
Carry forward orthodontic activity (UOA)	0
Baseline contract value	£230,739.39

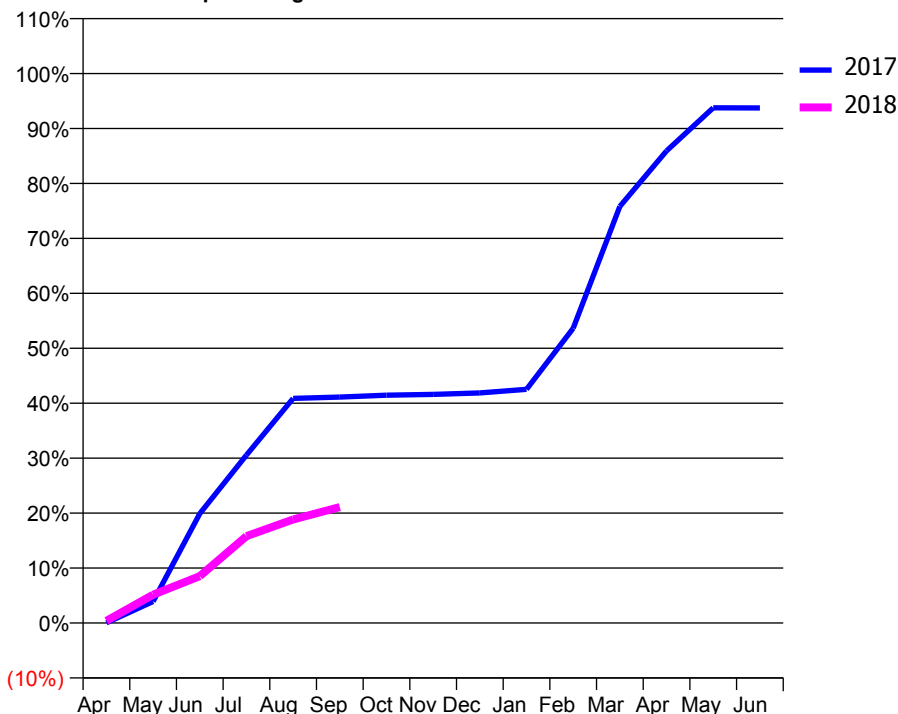
ACCESS*

Patients seen in 24 months	Total	Change since previous quarter
Quarter ending September 2016	4,619	
Quarter ending December 2016	3,544	↓
Quarter ending March 2017	4,622	↑
Quarter ending June 2017	4,583	→
Quarter ending September 2017	3,994	↓
Variance since September 2016	(13.5%)	↓



ACTIVITY

Cumulative percentage of contracted UDA delivered 2017 & 2018



Month	Adjusted Scheduled Activity (UDA)	
	2017	2018
April	3	39
May	377	497
June	1,922	824
July	2,949	1,524
August	3,944	1,819
September	3,968	2,036
October	4,000	
November	4,014	
December	4,040	
January	4,104	
February	5,176	
March	7,314	
April	8,289	
May	9,044	
June	9,043	

QUALITY

	Quantity	Base Number	Contract	AT	Region	England
% of FP17s for the same patient ID Re-attending within 3 months - Children	38	1,078	3.5%	9.9%	11.6%	11.9%
% of FP17s for the same patient ID Re-attending within 3 months - Adults	144	1,147	12.6%	14.7%	15.2%	15.9%
% of FP17s for the same patient ID Re-attending between 3 & 9 months - Children	50	1,078	4.6%	51.5%	59.1%	58.1%
% of FP17s for the same patient ID Re-attending between 3 & 9 months - Adults	209	1,147	18.2%	47.4%	51.7%	50.6%
% of FP17s for Band 1 Urgent Courses	44	1,256	3.5%	8.1%	8.0%	9.1%
% of FP17s Relating to Free Repair or Replacements	13	1,256	1.0%	0.7%	0.8%	0.8%
% of FP17s Relating to Continuations	9	1,256	0.7%	0.8%	1.0%	1.1%
% of Patients satisfied with the dentistry they have received	7	8	N/A	91.3%	91.5%	91.4%
% of Patients satisfied with the time they had to wait for an appointment	8	8	N/A	90.2%	88.2%	87.7%

* This is based on patients treated on this contract for their most recent course of treatment. Figures in italics indicate the base number of FP17s or Patient Questionnaire responses are less than 100. N/A is shown where the base number of responses is less than 10 during the period. % is calculated as Quantity/Base number*100

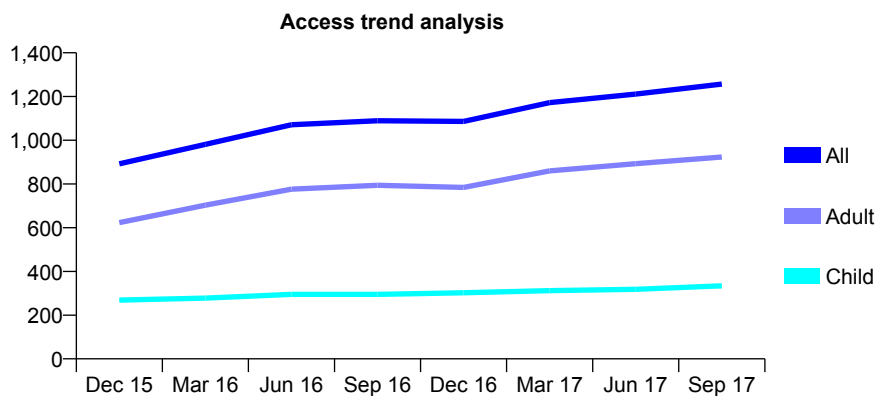
Q54 - Vital Signs At a Glance Contract Report for 162884/0001 - September 2017

Name or company name	Redhill Dental Practice
Contract type name	GDS Contract
Purpose of contract	General
Contract start date	01/02/2010
Contract end date	

17/18 Contracted general activity (UDA)	4,286
Carry forward general activity (UDA)	24
17/18 Contracted orthodontic activity (UOA)	0
Carry forward orthodontic activity (UOA)	0
Baseline contract value	£106,329.25

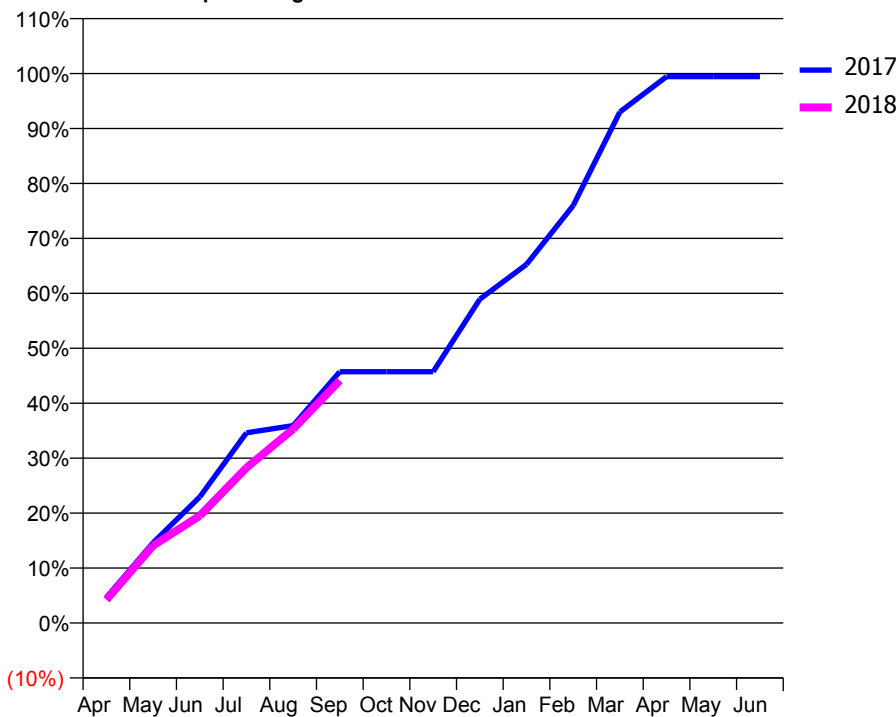
ACCESS*

Patients seen in 24 months	Total	Change since previous quarter
Quarter ending September 2016	1,089	
Quarter ending December 2016	1,086	→
Quarter ending March 2017	1,172	↑
Quarter ending June 2017	1,211	↑
Quarter ending September 2017	1,257	↑
Variance since September 2016	15.4%	↑



ACTIVITY

Cumulative percentage of contracted UDA delivered 2017 & 2018



Month	Adjusted Scheduled Activity (UDA)	
	2017	2018
April	200	182
May	627	604
June	983	837
July	1,483	1,211
August	1,539	1,513
September	1,960	1,892
October	1,960	
November	1,960	
December	2,526	
January	2,797	
February	3,256	
March	3,986	
April	4,262	
May	4,262	
June	4,262	

QUALITY

	Quantity	Base Number	Contract	AT	Region	England
% of FP17s for the same patient ID Re-attending within 3 months - Children	10	235	4.3%	9.9%	11.6%	11.9%
% of FP17s for the same patient ID Re-attending within 3 months - Adults	59	599	9.8%	14.7%	15.2%	15.9%
% of FP17s for the same patient ID Re-attending between 3 & 9 months - Children	115	235	48.9%	51.5%	59.1%	58.1%
% of FP17s for the same patient ID Re-attending between 3 & 9 months - Adults	246	599	41.1%	47.4%	51.7%	50.6%
% of FP17s for Band 1 Urgent Courses	49	753	6.5%	8.1%	8.0%	9.1%
% of FP17s Relating to Free Repair or Replacements	4	753	0.5%	0.7%	0.8%	0.8%
% of FP17s Relating to Continuations	5	753	0.7%	0.8%	1.0%	1.1%
% of Patients satisfied with the dentistry they have received	2	2	N/A	91.3%	91.5%	91.4%
% of Patients satisfied with the time they had to wait for an appointment	2	2	N/A	90.2%	88.2%	87.7%

* This is based on patients treated on this contract for their most recent course of treatment. Figures in italics indicate the base number of FP17s or Patient Questionnaire responses are less than 100. N/A is shown where the base number of responses is less than 10 during the period. % is calculated as Quantity/Base number*100

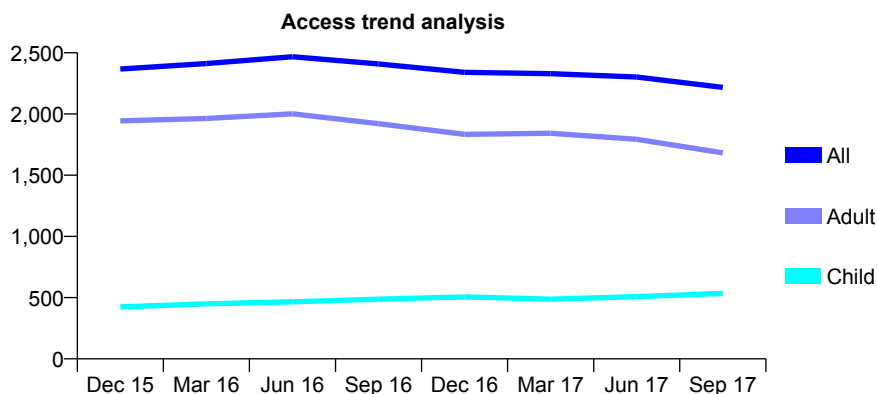
Q54 - Vital Signs At a Glance Contract Report for 163287/0001 - September 2017

Name or company name	Aesthetics Dental and Implant Surgery
Contract type name	GDS Contract
Purpose of contract	General
Contract start date	01/04/2014
Contract end date	

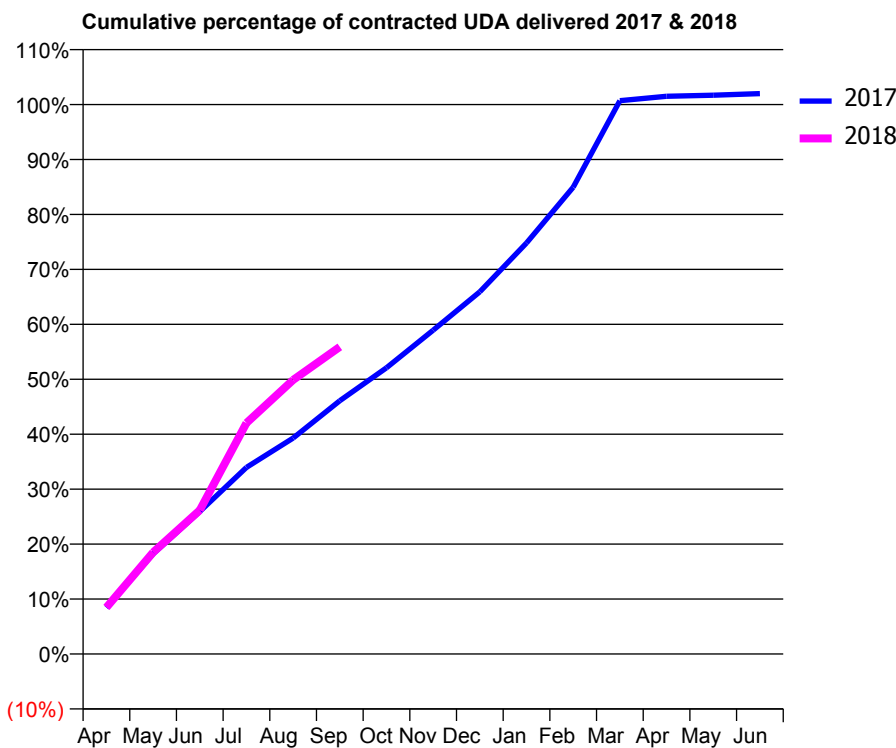
17/18 Contracted general activity (UDA)	5,794
Carry forward general activity (UDA)	-115
17/18 Contracted orthodontic activity (UOA)	0
Carry forward orthodontic activity (UOA)	0
Baseline contract value	£108,404.66

ACCESS*

Patients seen in 24 months	Total	Change since previous quarter
Quarter ending September 2016	2,409	
Quarter ending December 2016	2,340	↓
Quarter ending March 2017	2,330	→
Quarter ending June 2017	2,302	↓
Quarter ending September 2017	2,217	↓
Variance since September 2016	(8.0%)	↓



ACTIVITY



Month	Adjusted Scheduled Activity (UDA)	
	2017	2018
April	489	491
May	1,057	1,072
June	1,503	1,517
July	1,968	2,436
August	2,277	2,890
September	2,670	3,239
October	3,017	
November	3,415	
December	3,820	
January	4,334	
February	4,922	
March	5,835	
April	5,881	
May	5,892	
June	5,909	

QUALITY

	Quantity	Base Number	Contract	AT	Region	England
% of FP17s for the same patient ID Re-attending within 3 months - Children	16	350	4.6%	9.9%	11.6%	11.9%
% of FP17s for the same patient ID Re-attending within 3 months - Adults	167	850	19.6%	14.7%	15.2%	15.9%
% of FP17s for the same patient ID Re-attending between 3 & 9 months - Children	170	350	48.6%	51.5%	59.1%	58.1%
% of FP17s for the same patient ID Re-attending between 3 & 9 months - Adults	248	850	29.2%	47.4%	51.7%	50.6%
% of FP17s for Band 1 Urgent Courses	113	1,163	9.7%	8.1%	8.0%	9.1%
% of FP17s Relating to Free Repair or Replacements	13	1,163	1.1%	0.7%	0.8%	0.8%
% of FP17s Relating to Continuations	19	1,163	1.6%	0.8%	1.0%	1.1%
% of Patients satisfied with the dentistry they have received	2	3	N/A	91.3%	91.5%	91.4%
% of Patients satisfied with the time they had to wait for an appointment	2	3	N/A	90.2%	88.2%	87.7%

* This is based on patients treated on this contract for their most recent course of treatment. Figures in italics indicate the base number of FP17s or Patient Questionnaire responses are less than 100. N/A is shown where the base number of responses is less than 10 during the period. % is calculated as Quantity/Base number*100

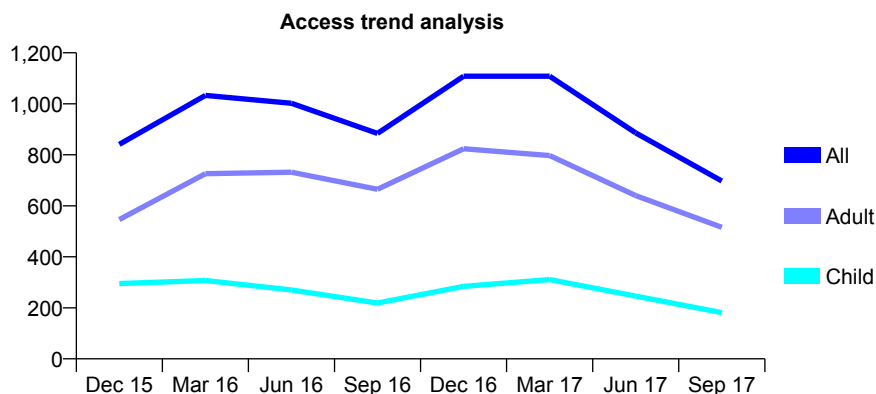
Q54 - Vital Signs At a Glance Contract Report for 163813/0001 - September 2017

Name or company name	Dr M Gibbons & Associates
Contract type name	GDS Contract
Purpose of contract	General
Contract start date	01/10/2014
Contract end date	

17/18 Contracted general activity (UDA)	2,925
Carry forward general activity (UDA)	0
17/18 Contracted orthodontic activity (UOA)	0
Carry forward orthodontic activity (UOA)	0
Baseline contract value	£76,308.48

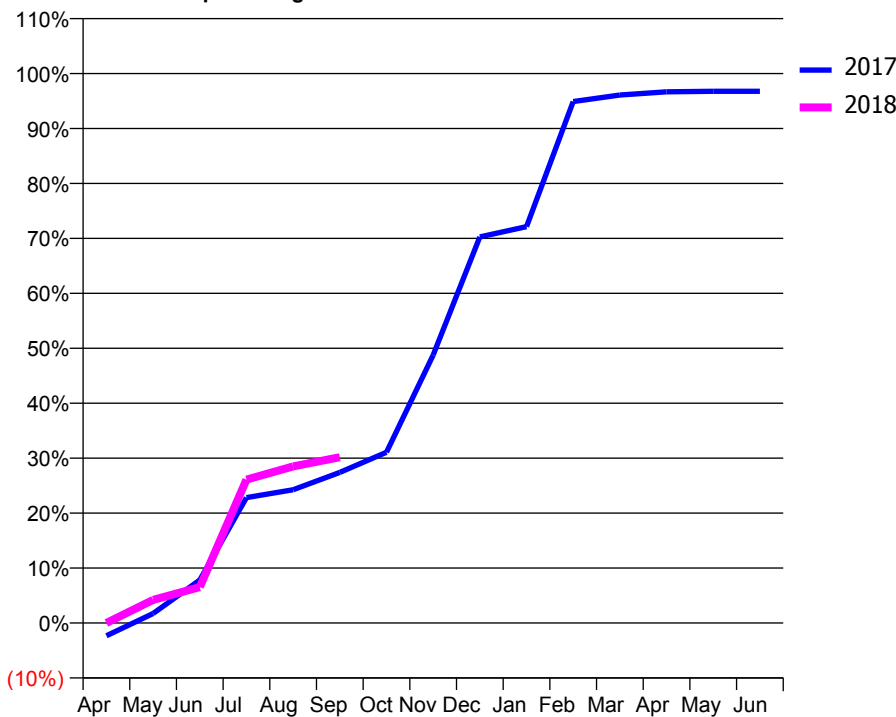
ACCESS*

Patients seen in 24 months	Total	Change since previous quarter
Quarter ending September 2016	884	
Quarter ending December 2016	1,108	↑
Quarter ending March 2017	1,108	→
Quarter ending June 2017	886	↓
Quarter ending September 2017	697	↓
Variance since September 2016	(21.2%)	↓



ACTIVITY

Cumulative percentage of contracted UDA delivered 2017 & 2018



Month	Adjusted Scheduled Activity (UDA)	
	2017	2018
April	-69	0
May	50	123
June	229	191
July	668	763
August	710	834
September	802	883
October	909	
November	1,426	
December	2,055	
January	2,110	
February	2,776	
March	2,811	
April	2,828	
May	2,831	
June	2,831	

QUALITY

	Quantity	Base Number	Contract	AT	Region	England
% of FP17s for the same patient ID Re-attending within 3 months - Children	0	101	0.0%	9.9%	11.6%	11.9%
% of FP17s for the same patient ID Re-attending within 3 months - Adults	19	308	6.2%	14.7%	15.2%	15.9%
% of FP17s for the same patient ID Re-attending between 3 & 9 months - Children	28	101	27.7%	51.5%	59.1%	58.1%
% of FP17s for the same patient ID Re-attending between 3 & 9 months - Adults	47	308	15.3%	47.4%	51.7%	50.6%
% of FP17s for Band 1 Urgent Courses	34	404	8.4%	8.1%	8.0%	9.1%
% of FP17s Relating to Free Repair or Replacements	4	404	1.0%	0.7%	0.8%	0.8%
% of FP17s Relating to Continuations	7	404	1.7%	0.8%	1.0%	1.1%
% of Patients satisfied with the dentistry they have received	4	4	N/A	91.3%	91.5%	91.4%
% of Patients satisfied with the time they had to wait for an appointment	4	4	N/A	90.2%	88.2%	87.7%

* This is based on patients treated on this contract for their most recent course of treatment. Figures in italics indicate the base number of FP17s or Patient Questionnaire responses are less than 100. N/A is shown where the base number of responses is less than 10 during the period. % is calculated as Quantity/Base number*100

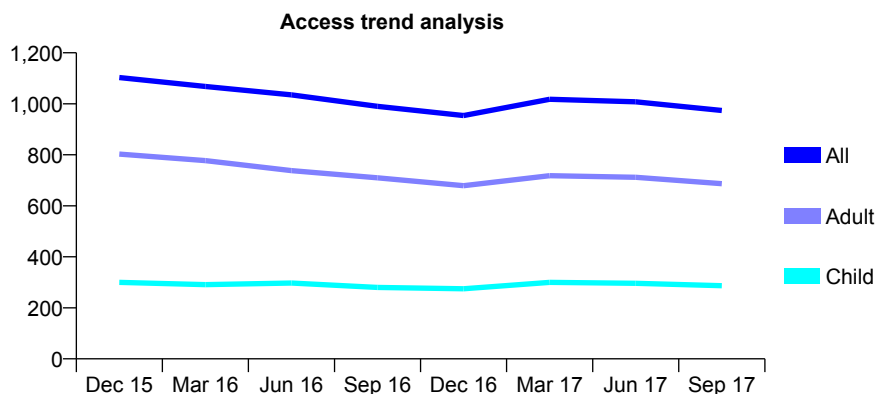
Q54 - Vital Signs At a Glance Contract Report for 171360/0001 - September 2017

Name or company name	Dr AS Bhandal, Dr Balbir Bhandal & Dr Balj
Contract type name	GDS Contract
Purpose of contract	General
Contract start date	09/04/2010
Contract end date	

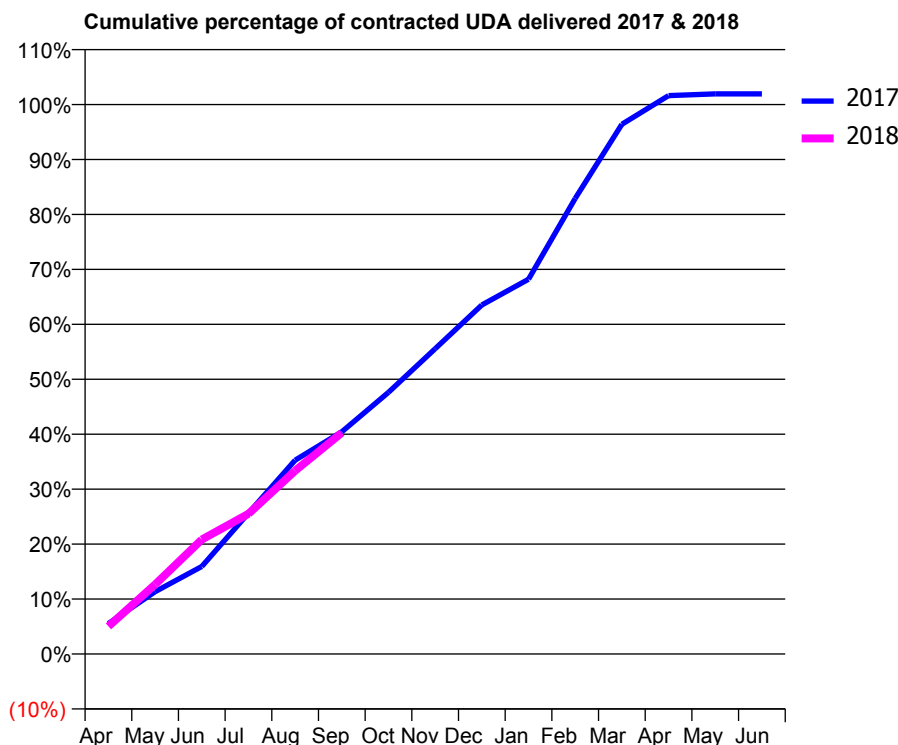
17/18 Contracted general activity (UDA)	4,033
Carry forward general activity (UDA)	-79
17/18 Contracted orthodontic activity (UOA)	0
Carry forward orthodontic activity (UOA)	0
Baseline contract value	£87,797.98

ACCESS*

Patients seen in 24 months	Total	Change since previous quarter
Quarter ending September 2016	990	
Quarter ending December 2016	954	↓
Quarter ending March 2017	1,018	↑
Quarter ending June 2017	1,008	→
Quarter ending September 2017	974	↓
Variance since September 2016	(1.6%)	↓



ACTIVITY



Month	Adjusted Scheduled Activity (UDA)	
	2017	2018
April	224	203
May	458	511
June	642	841
July	1,034	1,029
August	1,423	1,346
September	1,631	1,624
October	1,921	
November	2,241	
December	2,561	
January	2,751	
February	3,344	
March	3,888	
April	4,098	
May	4,111	
June	4,111	

QUALITY

	Quantity	Base Number	Contract	AT	Region	England
% of FP17s for the same patient ID Re-attending within 3 months - Children	8	146	5.5%	9.9%	11.6%	11.9%
% of FP17s for the same patient ID Re-attending within 3 months - Adults	52	355	14.6%	14.7%	15.2%	15.9%
% of FP17s for the same patient ID Re-attending between 3 & 9 months - Children	54	146	37.0%	51.5%	59.1%	58.1%
% of FP17s for the same patient ID Re-attending between 3 & 9 months - Adults	141	355	39.7%	47.4%	51.7%	50.6%
% of FP17s for Band 1 Urgent Courses	14	437	3.2%	8.1%	8.0%	9.1%
% of FP17s Relating to Free Repair or Replacements	8	437	1.8%	0.7%	0.8%	0.8%
% of FP17s Relating to Continuations	4	437	0.9%	0.8%	1.0%	1.1%
% of Patients satisfied with the dentistry they have received	0	0	N/A	91.3%	91.5%	91.4%
% of Patients satisfied with the time they had to wait for an appointment	0	0	N/A	90.2%	88.2%	87.7%

* This is based on patients treated on this contract for their most recent course of treatment. Figures in italics indicate the base number of FP17s or Patient Questionnaire responses are less than 100. N/A is shown where the base number of responses is less than 10 during the period. % is calculated as Quantity/Base number*100

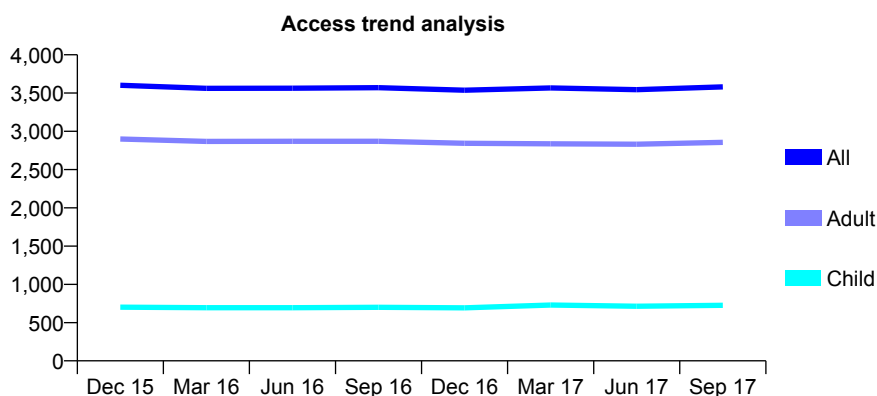
Q54 - Vital Signs At a Glance Contract Report for 171530/0001 - September 2017

Name or company name	Mr T Sunnar & Mr P Sunnar
Contract type name	GDS Contract
Purpose of contract	General
Contract start date	01/04/2012
Contract end date	

17/18 Contracted general activity (UDA)	12,831
Carry forward general activity (UDA)	0
17/18 Contracted orthodontic activity (UOA)	0
Carry forward orthodontic activity (UOA)	0
Baseline contract value	£278,048.83

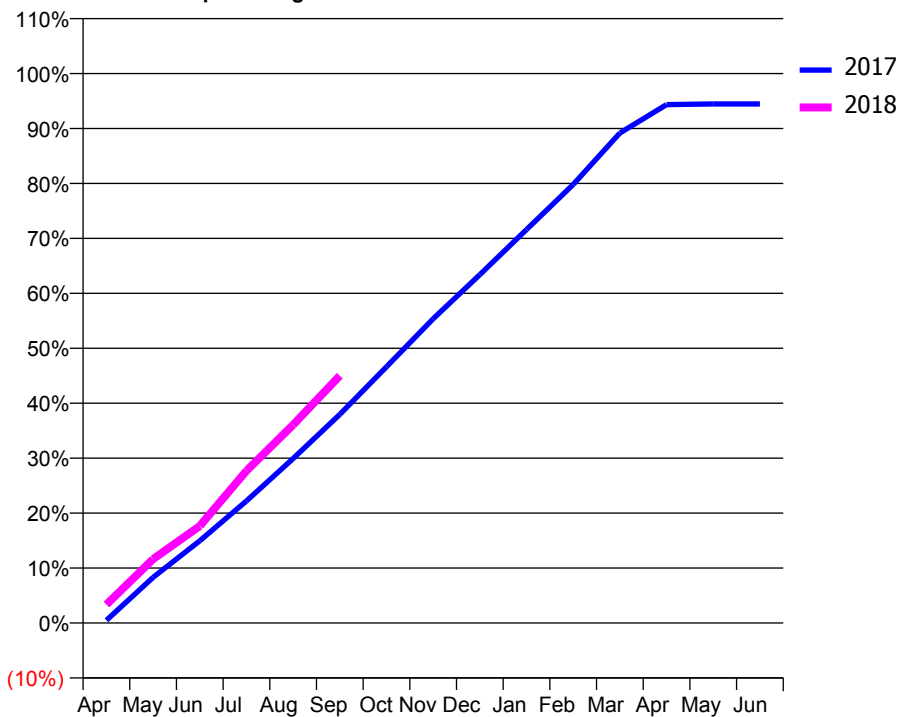
ACCESS*

Patients seen in 24 months	Total	Change since previous quarter
Quarter ending September 2016	3,570	
Quarter ending December 2016	3,537	→
Quarter ending March 2017	3,567	→
Quarter ending June 2017	3,544	→
Quarter ending September 2017	3,581	→
Variance since September 2016	0.3%	→



ACTIVITY

Cumulative percentage of contracted UDA delivered 2017 & 2018



Month	Adjusted Scheduled Activity (UDA)	
	2017	2018
April	63	431
May	1,066	1,492
June	1,918	2,264
July	2,850	3,553
August	3,841	4,629
September	4,872	5,774
October	5,981	
November	7,105	
December	8,134	
January	9,188	
February	10,239	
March	11,440	
April	12,103	
May	12,121	
June	12,121	

QUALITY

	Quantity	Base Number	Contract	AT	Region	England
% of FP17s for the same patient ID Re-attending within 3 months - Children	55	631	8.7%	9.9%	11.6%	11.9%
% of FP17s for the same patient ID Re-attending within 3 months - Adults	294	2,302	12.8%	14.7%	15.2%	15.9%
% of FP17s for the same patient ID Re-attending between 3 & 9 months - Children	421	631	66.7%	51.5%	59.1%	58.1%
% of FP17s for the same patient ID Re-attending between 3 & 9 months - Adults	1,545	2,302	67.1%	47.4%	51.7%	50.6%
% of FP17s for Band 1 Urgent Courses	155	2,709	5.7%	8.1%	8.0%	9.1%
% of FP17s Relating to Free Repair or Replacements	17	2,709	0.6%	0.7%	0.8%	0.8%
% of FP17s Relating to Continuations	9	2,709	0.3%	0.8%	1.0%	1.1%
% of Patients satisfied with the dentistry they have received	8	9	N/A	91.3%	91.5%	91.4%
% of Patients satisfied with the time they had to wait for an appointment	9	9	N/A	90.2%	88.2%	87.7%

* This is based on patients treated on this contract for their most recent course of treatment. Figures in italics indicate the base number of FP17s or Patient Questionnaire responses are less than 100. N/A is shown where the base number of responses is less than 10 during the period. % is calculated as Quantity/Base number*100

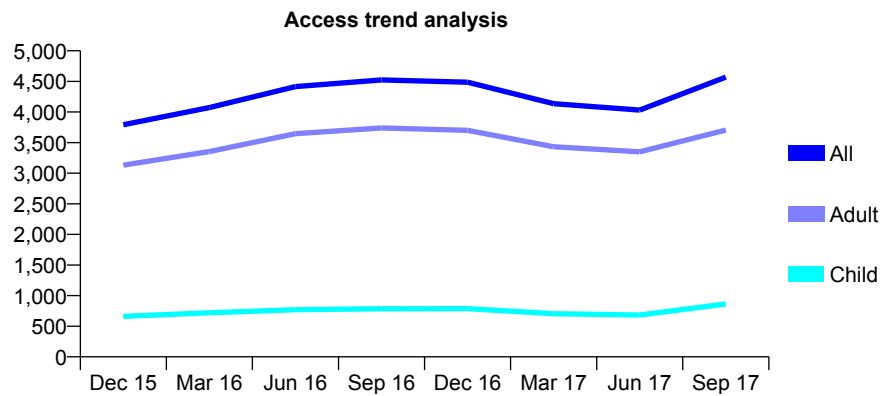
Q54 - Vital Signs At a Glance Contract Report for 171654/0001 - September 2017

Name or company name	Kingswinford Health Centre 2
Contract type name	GDS Contract
Purpose of contract	General and Orthodontic
Contract start date	01/09/2014
Contract end date	

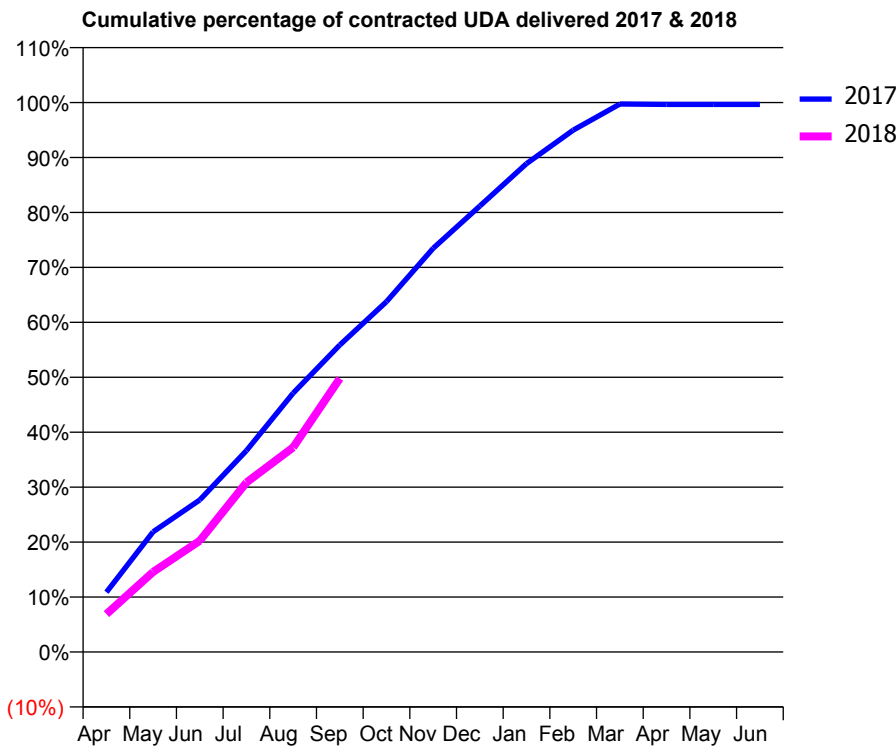
17/18 Contracted general activity (UDA)	11,155
Carry forward general activity (UDA)	0
17/18 Contracted orthodontic activity (UOA)	820
Carry forward orthodontic activity (UOA)	0
Baseline contract value	£323,581.91

ACCESS*

Patients seen in 24 months	Total	Change since previous quarter
Quarter ending September 2016	4,525	
Quarter ending December 2016	4,488	→
Quarter ending March 2017	4,137	↓
Quarter ending June 2017	4,031	↓
Quarter ending September 2017	4,569	↑
Variance since September 2016	1.0%	→



ACTIVITY



Month	Adjusted Scheduled Activity (UDA)	
	2017	2018
April	1,215	771
May	2,441	1,624
June	3,088	2,259
July	4,090	3,441
August	5,256	4,154
September	6,233	5,553
October	7,112	
November	8,196	
December	9,054	
January	9,915	
February	10,595	
March	11,124	
April	11,117	
May	11,117	
June	11,117	

QUALITY

	Quantity	Base Number	Contract	AT	Region	England
% of FP17s for the same patient ID Re-attending within 3 months - Children	46	749	6.1%	9.9%	11.6%	11.9%
% of FP17s for the same patient ID Re-attending within 3 months - Adults	268	2,589	10.4%	14.7%	15.2%	15.9%
% of FP17s for the same patient ID Re-attending between 3 & 9 months - Children	300	749	40.1%	51.5%	59.1%	58.1%
% of FP17s for the same patient ID Re-attending between 3 & 9 months - Adults	1,023	2,589	39.5%	47.4%	51.7%	50.6%
% of FP17s for Band 1 Urgent Courses	213	3,271	6.5%	8.1%	8.0%	9.1%
% of FP17s Relating to Free Repair or Replacements	36	3,271	1.1%	0.7%	0.8%	0.8%
% of FP17s Relating to Continuations	26	3,271	0.8%	0.8%	1.0%	1.1%
% of Patients satisfied with the dentistry they have received	9	9	N/A	91.3%	91.5%	91.4%
% of Patients satisfied with the time they had to wait for an appointment	9	9	N/A	90.2%	88.2%	87.7%

* This is based on patients treated on this contract for their most recent course of treatment. Figures in italics indicate the base number of FP17s or Patient Questionnaire responses are less than 100. N/A is shown where the base number of responses is less than 10 during the period. % is calculated as Quantity/Base number*100

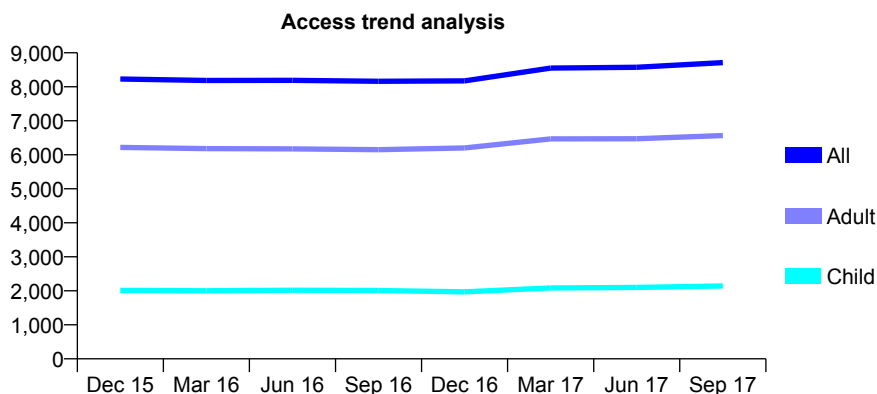
Q54 - Vital Signs At a Glance Contract Report for 172170/0001 - September 2017

Name or company name	Tile Cross Dental practice
Contract type name	GDS Contract
Purpose of contract	General
Contract start date	03/07/2012
Contract end date	

17/18 Contracted general activity (UDA)	28,686
Carry forward general activity (UDA)	207
17/18 Contracted orthodontic activity (UOA)	0
Carry forward orthodontic activity (UOA)	0
Baseline contract value	£657,449.85

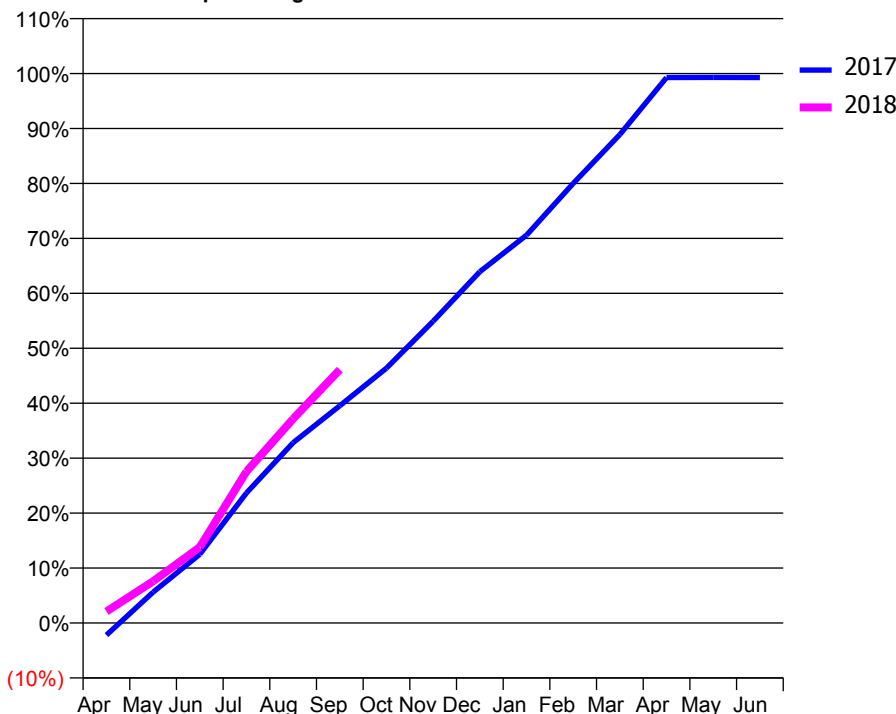
ACCESS*

Patients seen in 24 months	Total	Change since previous quarter
Quarter ending September 2016	8,161	
Quarter ending December 2016	8,173	→
Quarter ending March 2017	8,552	↑
Quarter ending June 2017	8,575	→
Quarter ending September 2017	8,711	→
Variance since September 2016	6.7%	↑



ACTIVITY

Cumulative percentage of contracted UDA delivered 2017 & 2018



Month	Adjusted Scheduled Activity (UDA)	
	2017	2018
April	-640	602
May	1,611	2,185
June	3,592	3,967
July	6,790	7,914
August	9,416	10,661
September	11,341	13,233
October	13,307	
November	15,754	
December	18,336	
January	20,248	
February	22,945	
March	25,500	
April	28,472	
May	28,479	
June	28,478	

QUALITY

	Quantity	Base Number	Contract	AT	Region	England
% of FP17s for the same patient ID Re-attending within 3 months - Children	74	1,343	5.5%	9.9%	11.6%	11.9%
% of FP17s for the same patient ID Re-attending within 3 months - Adults	580	4,014	14.4%	14.7%	15.2%	15.9%
% of FP17s for the same patient ID Re-attending between 3 & 9 months - Children	424	1,343	31.6%	51.5%	59.1%	58.1%
% of FP17s for the same patient ID Re-attending between 3 & 9 months - Adults	1,283	4,014	32.0%	47.4%	51.7%	50.6%
% of FP17s for Band 1 Urgent Courses	425	4,441	9.6%	8.1%	8.0%	9.1%
% of FP17s Relating to Free Repair or Replacements	36	4,441	0.8%	0.7%	0.8%	0.8%
% of FP17s Relating to Continuations	33	4,441	0.7%	0.8%	1.0%	1.1%
% of Patients satisfied with the dentistry they have received	11	12	91.7%	91.3%	91.5%	91.4%
% of Patients satisfied with the time they had to wait for an appointment	10	12	83.3%	90.2%	88.2%	87.7%

* This is based on patients treated on this contract for their most recent course of treatment. Figures in italics indicate the base number of FP17s or Patient Questionnaire responses are less than 100. N/A is shown where the base number of responses is less than 10 during the period. % is calculated as Quantity/Base number*100

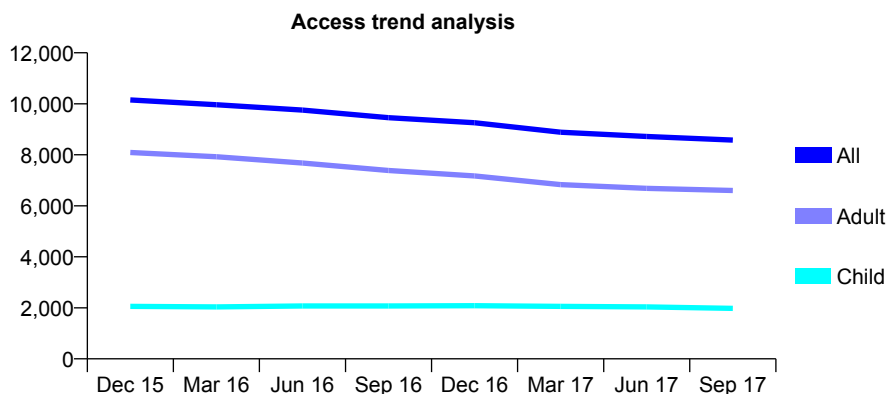
Q54 - Vital Signs At a Glance Contract Report for 172693/0001 - September 2017

Name or company name	The Gables Dental Practice
Contract type name	GDS Contract
Purpose of contract	General
Contract start date	01/02/2009
Contract end date	

17/18 Contracted general activity (UDA)	34,168
Carry forward general activity (UDA)	0
17/18 Contracted orthodontic activity (UOA)	0
Carry forward orthodontic activity (UOA)	0
Baseline contract value	£775,484.19

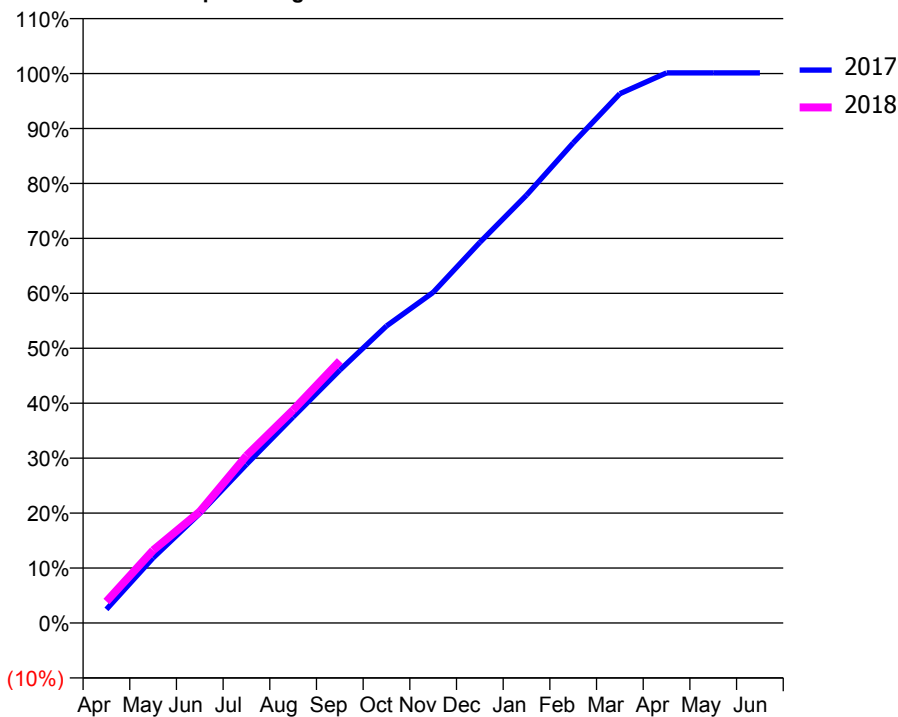
ACCESS*

Patients seen in 24 months	Total	Change since previous quarter
Quarter ending September 2016	9,458	
Quarter ending December 2016	9,255	↓
Quarter ending March 2017	8,888	↓
Quarter ending June 2017	8,721	↓
Quarter ending September 2017	8,579	↓
Variance since September 2016	(9.3%)	↓



ACTIVITY

Cumulative percentage of contracted UDA delivered 2017 & 2018



Adjusted Scheduled Activity (UDA)

Month	2017	2018
April	846	1,340
May	4,048	4,527
June	6,810	6,928
July	9,862	10,399
August	12,815	13,247
September	15,728	16,301
October	18,466	
November	20,559	
December	23,666	
January	26,601	
February	29,855	
March	32,912	
April	34,203	
May	34,205	
June	34,209	

QUALITY

	Quantity	Base Number	Contract	AT	Region	England
% of FP17s for the same patient ID Re-attending within 3 months - Children	72	1,320	5.5%	9.9%	11.6%	11.9%
% of FP17s for the same patient ID Re-attending within 3 months - Adults	481	3,809	12.6%	14.7%	15.2%	15.9%
% of FP17s for the same patient ID Re-attending between 3 & 9 months - Children	609	1,320	46.1%	51.5%	59.1%	58.1%
% of FP17s for the same patient ID Re-attending between 3 & 9 months - Adults	1,376	3,809	36.1%	47.4%	51.7%	50.6%
% of FP17s for Band 1 Urgent Courses	758	4,711	16.1%	8.1%	8.0%	9.1%
% of FP17s Relating to Free Repair or Replacements	55	4,711	1.2%	0.7%	0.8%	0.8%
% of FP17s Relating to Continuations	36	4,711	0.8%	0.8%	1.0%	1.1%
% of Patients satisfied with the dentistry they have received	5	6	N/A	91.3%	91.5%	91.4%
% of Patients satisfied with the time they had to wait for an appointment	5	6	N/A	90.2%	88.2%	87.7%

* This is based on patients treated on this contract for their most recent course of treatment. Figures in italics indicate the base number of FP17s or Patient Questionnaire responses are less than 100. N/A is shown where the base number of responses is less than 10 during the period. % is calculated as Quantity/Base number*100

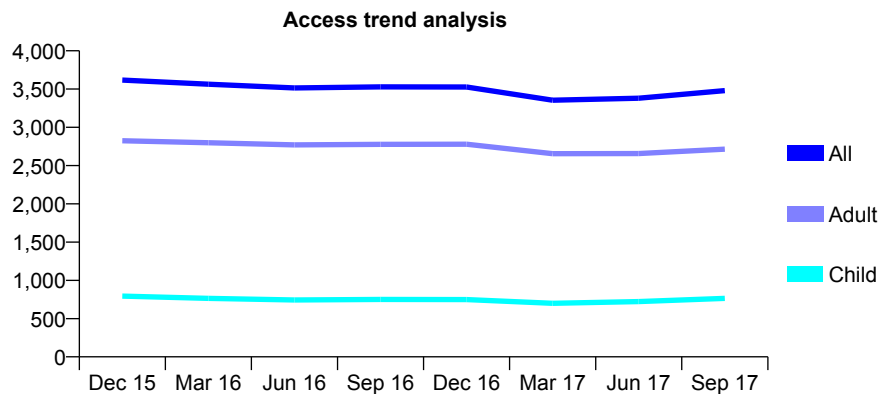
Q54 - Vital Signs At a Glance Contract Report for 173355/0001 - September 2017

Name or company name	Kemberton Dental Practice
Contract type name	GDS Contract
Purpose of contract	General
Contract start date	01/05/2012
Contract end date	

17/18 Contracted general activity (UDA)	11,770
Carry forward general activity (UDA)	0
17/18 Contracted orthodontic activity (UOA)	0
Carry forward orthodontic activity (UOA)	0
Baseline contract value	£313,109.38

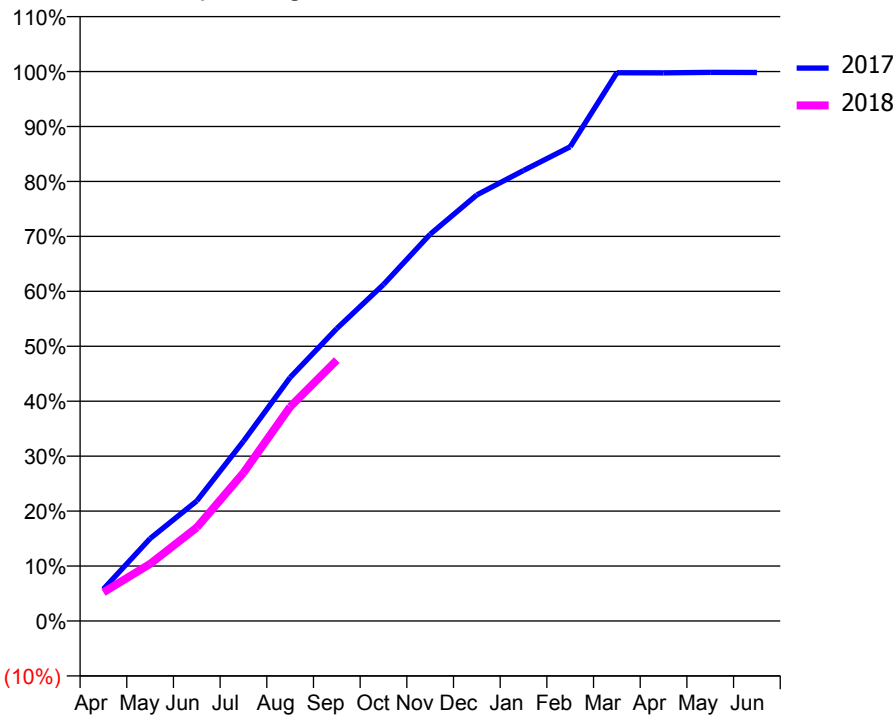
ACCESS*

Patients seen in 24 months	Total	Change since previous quarter
Quarter ending September 2016	3,529	
Quarter ending December 2016	3,527	→
Quarter ending March 2017	3,355	↓
Quarter ending June 2017	3,380	→
Quarter ending September 2017	3,479	↑
Variance since September 2016	(1.4%)	↓



ACTIVITY

Cumulative percentage of contracted UDA delivered 2017 & 2018



Month	2017	2018
April	684	616
May	1,765	1,223
June	2,572	2,004
July	3,853	3,175
August	5,216	4,590
September	6,264	5,587
October	7,208	
November	8,286	
December	9,128	
January	9,649	
February	10,157	
March	11,742	
April	11,739	
May	11,751	
June	11,750	

QUALITY

	Quantity	Base Number	Contract	AT	Region	England
% of FP17s for the same patient ID Re-attending within 3 months - Children	40	617	6.5%	9.9%	11.6%	11.9%
% of FP17s for the same patient ID Re-attending within 3 months - Adults	252	2,153	11.7%	14.7%	15.2%	15.9%
% of FP17s for the same patient ID Re-attending between 3 & 9 months - Children	330	617	53.5%	51.5%	59.1%	58.1%
% of FP17s for the same patient ID Re-attending between 3 & 9 months - Adults	1,214	2,153	56.4%	47.4%	51.7%	50.6%
% of FP17s for Band 1 Urgent Courses	190	2,758	6.9%	8.1%	8.0%	9.1%
% of FP17s Relating to Free Repair or Replacements	27	2,758	1.0%	0.7%	0.8%	0.8%
% of FP17s Relating to Continuations	12	2,758	0.4%	0.8%	1.0%	1.1%
% of Patients satisfied with the dentistry they have received	9	9	N/A	91.3%	91.5%	91.4%
% of Patients satisfied with the time they had to wait for an appointment	9	9	N/A	90.2%	88.2%	87.7%

* This is based on patients treated on this contract for their most recent course of treatment. Figures in italics indicate the base number of FP17s or Patient Questionnaire responses are less than 100. N/A is shown where the base number of responses is less than 10 during the period. % is calculated as Quantity/Base number*100

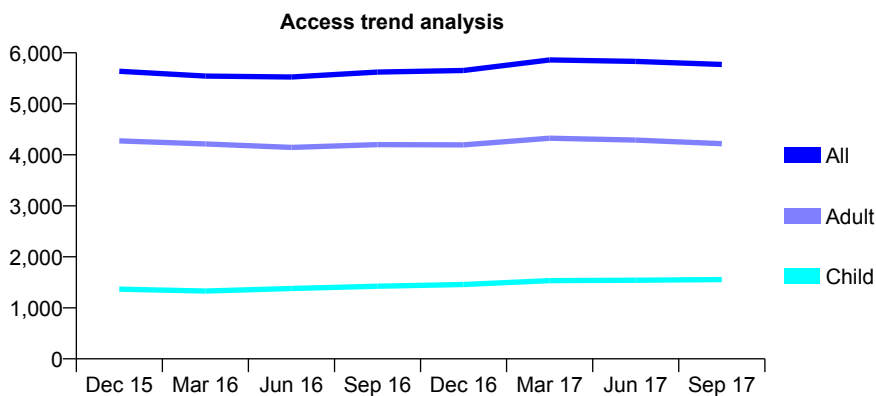
Q54 - Vital Signs At a Glance Contract Report for 173770/0001 - September 2017

Name or company name	Pentwyn Dental Surgery
Contract type name	GDS Contract
Purpose of contract	General
Contract start date	01/10/2012
Contract end date	

17/18 Contracted general activity (UDA)	17,530
Carry forward general activity (UDA)	0
17/18 Contracted orthodontic activity (UOA)	0
Carry forward orthodontic activity (UOA)	0
Baseline contract value	£397,682.44

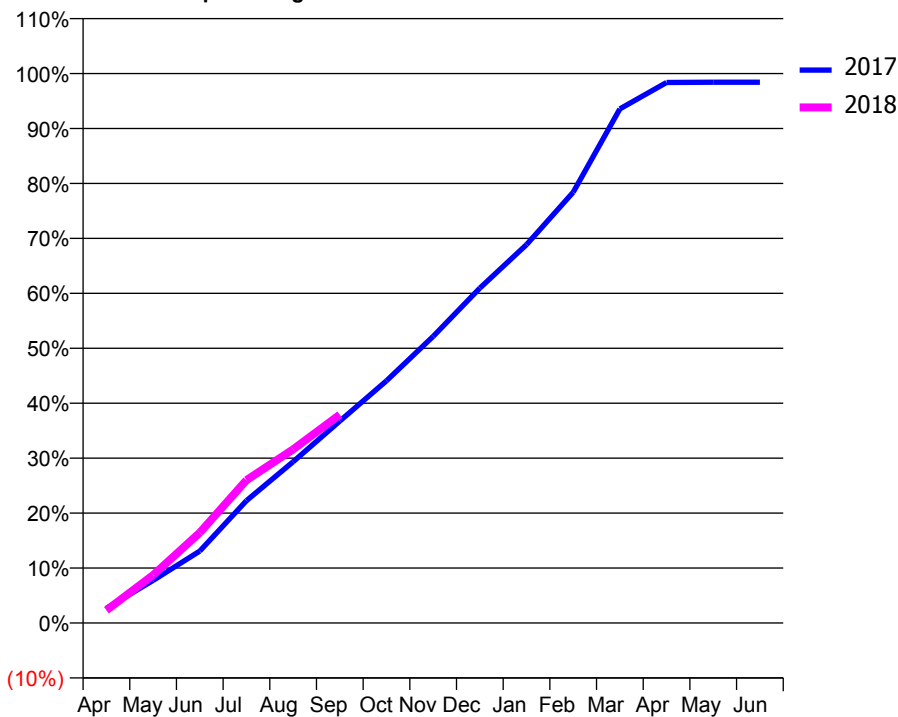
ACCESS*

Patients seen in 24 months	Total	Change since previous quarter
Quarter ending September 2016	5,622	
Quarter ending December 2016	5,653	→
Quarter ending March 2017	5,859	↑
Quarter ending June 2017	5,831	→
Quarter ending September 2017	5,771	↓
Variance since September 2016	2.7%	↑



ACTIVITY

Cumulative percentage of contracted UDA delivered 2017 & 2018



Month	Adjusted Scheduled Activity (UDA)	
	2017	2018
April	522	405
May	1,504	1,531
June	2,544	2,883
July	4,321	4,557
August	5,700	5,540
September	7,137	6,647
October	8,558	
November	10,127	
December	11,834	
January	13,369	
February	15,221	
March	18,163	
April	19,096	
May	19,107	
June	19,107	

QUALITY

	Quantity	Base Number	Contract	AT	Region	England
% of FP17s for the same patient ID Re-attending within 3 months - Children	101	1,133	8.9%	9.9%	11.6%	11.9%
% of FP17s for the same patient ID Re-attending within 3 months - Adults	386	2,640	14.6%	14.7%	15.2%	15.9%
% of FP17s for the same patient ID Re-attending between 3 & 9 months - Children	722	1,133	63.7%	51.5%	59.1%	58.1%
% of FP17s for the same patient ID Re-attending between 3 & 9 months - Adults	1,555	2,640	58.9%	47.4%	51.7%	50.6%
% of FP17s for Band 1 Urgent Courses	234	3,436	6.8%	8.1%	8.0%	9.1%
% of FP17s Relating to Free Repair or Replacements	35	3,436	1.0%	0.7%	0.8%	0.8%
% of FP17s Relating to Continuations	27	3,436	0.8%	0.8%	1.0%	1.1%
% of Patients satisfied with the dentistry they have received	11	11	100.0%	91.3%	91.5%	91.4%
% of Patients satisfied with the time they had to wait for an appointment	11	11	100.0%	90.2%	88.2%	87.7%

* This is based on patients treated on this contract for their most recent course of treatment. Figures in italics indicate the base number of FP17s or Patient Questionnaire responses are less than 100. N/A is shown where the base number of responses is less than 10 during the period. % is calculated as Quantity/Base number*100

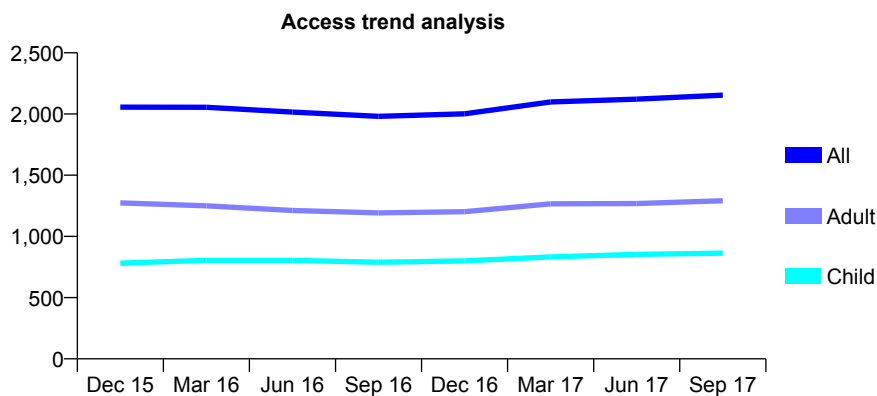
Q54 - Vital Signs At a Glance Contract Report for 175234/0001 - September 2017

Name or company name	Oakville Dental Partnership
Contract type name	GDS Contract
Purpose of contract	General
Contract start date	01/09/2010
Contract end date	

17/18 Contracted general activity (UDA)	5,768
Carry forward general activity (UDA)	-87
17/18 Contracted orthodontic activity (UOA)	0
Carry forward orthodontic activity (UOA)	0
Baseline contract value	£149,247.48

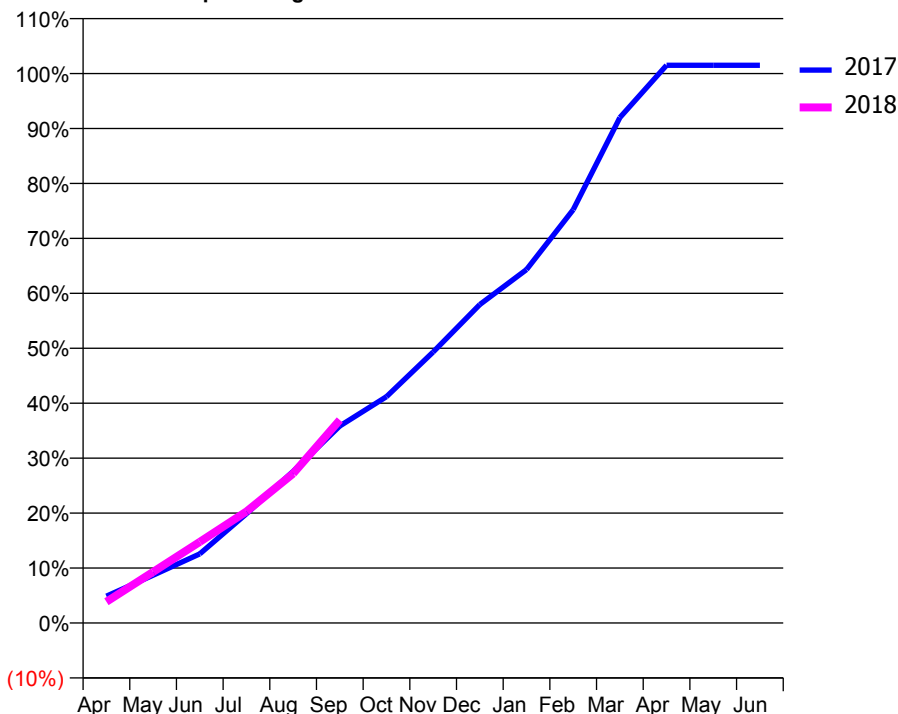
ACCESS*

Patients seen in 24 months	Total	Change since previous quarter
Quarter ending September 2016	1,981	
Quarter ending December 2016	2,002	→
Quarter ending March 2017	2,099	↑
Quarter ending June 2017	2,121	→
Quarter ending September 2017	2,154	→
Variance since September 2016	8.7%	↑



ACTIVITY

Cumulative percentage of contracted UDA delivered 2017 & 2018



Month	Adjusted Scheduled Activity (UDA)	
	2017	2018
April	282	223
May	502	537
June	726	851
July	1,146	1,171
August	1,592	1,568
September	2,068	2,131
October	2,376	
November	2,845	
December	3,343	
January	3,711	
February	4,338	
March	5,306	
April	5,854	
May	5,854	
June	5,854	

QUALITY

	Quantity	Base Number	Contract	AT	Region	England
% of FP17s for the same patient ID Re-attending within 3 months - Children	73	722	10.1%	9.9%	11.6%	11.9%
% of FP17s for the same patient ID Re-attending within 3 months - Adults	147	923	15.9%	14.7%	15.2%	15.9%
% of FP17s for the same patient ID Re-attending between 3 & 9 months - Children	486	722	67.3%	51.5%	59.1%	58.1%
% of FP17s for the same patient ID Re-attending between 3 & 9 months - Adults	541	923	58.6%	47.4%	51.7%	50.6%
% of FP17s for Band 1 Urgent Courses	70	1,112	6.3%	8.1%	8.0%	9.1%
% of FP17s Relating to Free Repair or Replacements	7	1,112	0.6%	0.7%	0.8%	0.8%
% of FP17s Relating to Continuations	27	1,112	2.4%	0.8%	1.0%	1.1%
% of Patients satisfied with the dentistry they have received	2	3	N/A	91.3%	91.5%	91.4%
% of Patients satisfied with the time they had to wait for an appointment	2	3	N/A	90.2%	88.2%	87.7%

* This is based on patients treated on this contract for their most recent course of treatment. Figures in italics indicate the base number of FP17s or Patient Questionnaire responses are less than 100. N/A is shown where the base number of responses is less than 10 during the period. % is calculated as Quantity/Base number*100

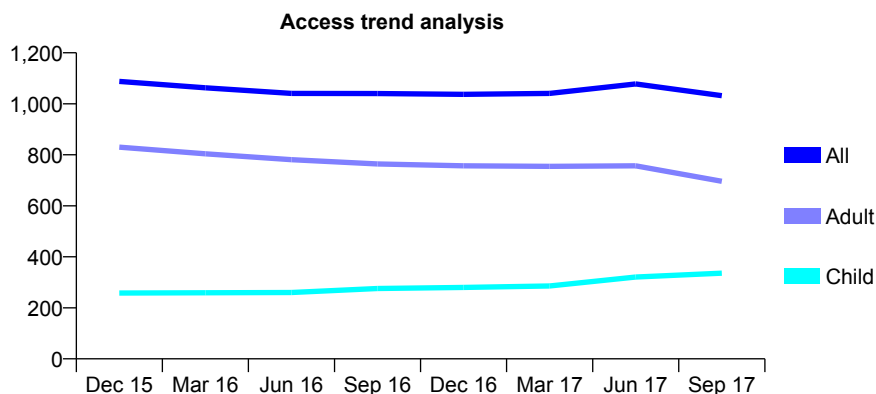
Q54 - Vital Signs At a Glance Contract Report for 176745/0001 - September 2017

Name or company name	Dr V Ansari
Contract type name	GDS Contract
Purpose of contract	General and Orthodontic
Contract start date	01/04/2012
Contract end date	

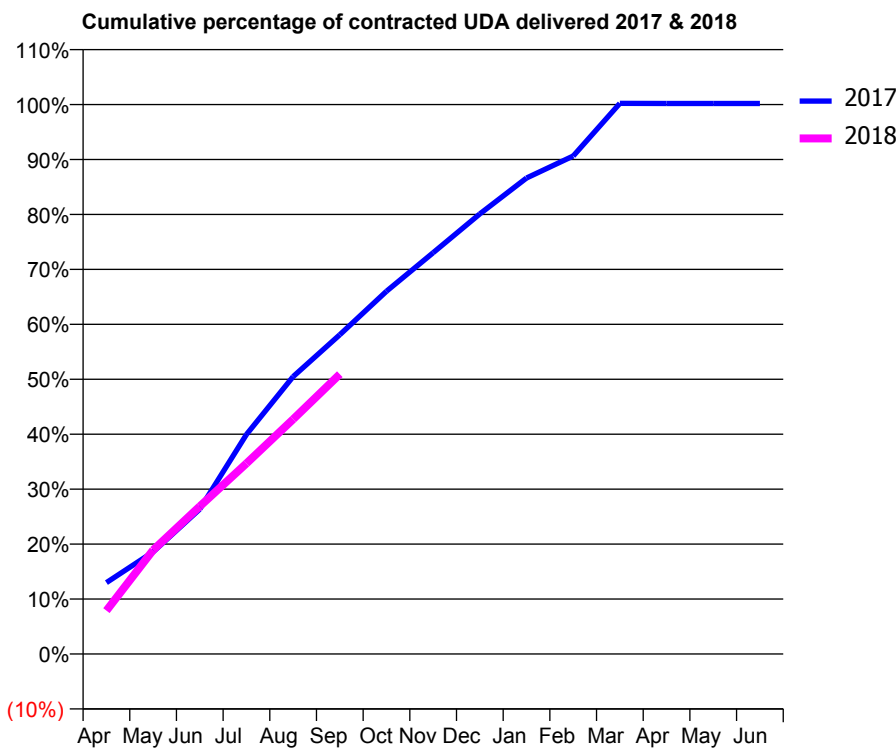
17/18 Contracted general activity (UDA)	3,216
Carry forward general activity (UDA)	-6
17/18 Contracted orthodontic activity (UOA)	2,050
Carry forward orthodontic activity (UOA)	-41
Baseline contract value	£217,718.84

ACCESS*

Patients seen in 24 months	Total	Change since previous quarter
Quarter ending September 2016	1,040	
Quarter ending December 2016	1,037	→
Quarter ending March 2017	1,041	→
Quarter ending June 2017	1,078	↑
Quarter ending September 2017	1,032	↓
Variance since September 2016	(0.8%)	→



ACTIVITY



Month	Adjusted Scheduled Activity (UDA)	
	2017	2018
April	418	254
May	598	608
June	848	864
July	1,285	1,116
August	1,624	1,374
September	1,869	1,637
October	2,123	
November	2,349	
December	2,576	
January	2,786	
February	2,914	
March	3,223	
April	3,222	
May	3,222	
June	3,222	

QUALITY

	Quantity	Base Number	Contract	AT	Region	England
% of FP17s for the same patient ID Re-attending within 3 months - Children	17	462	3.7%	9.9%	11.6%	11.9%
% of FP17s for the same patient ID Re-attending within 3 months - Adults	32	415	7.7%	14.7%	15.2%	15.9%
% of FP17s for the same patient ID Re-attending between 3 & 9 months - Children	76	462	16.5%	51.5%	59.1%	58.1%
% of FP17s for the same patient ID Re-attending between 3 & 9 months - Adults	194	415	46.7%	47.4%	51.7%	50.6%
% of FP17s for Band 1 Urgent Courses	12	646	1.9%	8.1%	8.0%	9.1%
% of FP17s Relating to Free Repair or Replacements	0	646	0.0%	0.7%	0.8%	0.8%
% of FP17s Relating to Continuations	4	646	0.6%	0.8%	1.0%	1.1%
% of Patients satisfied with the dentistry they have received	2	2	N/A	91.3%	91.5%	91.4%
% of Patients satisfied with the time they had to wait for an appointment	2	2	N/A	90.2%	88.2%	87.7%

* This is based on patients treated on this contract for their most recent course of treatment. Figures in italics indicate the base number of FP17s or Patient Questionnaire responses are less than 100. N/A is shown where the base number of responses is less than 10 during the period. % is calculated as Quantity/Base number*100

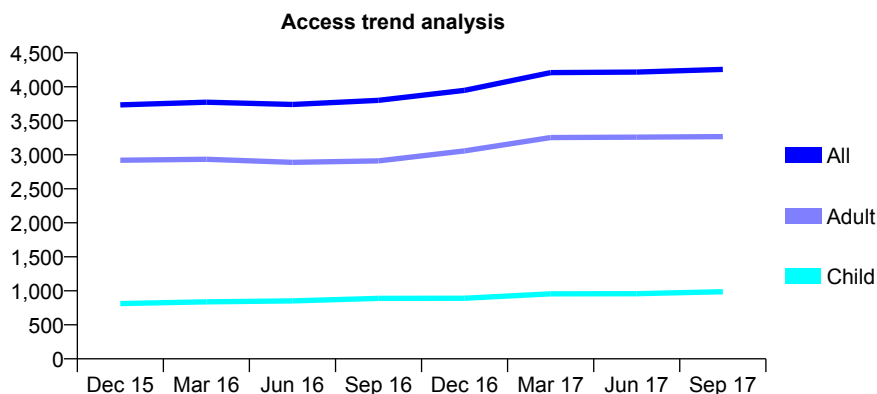
Q54 - Vital Signs At a Glance Contract Report for 176753/0001 - September 2017

Name or company name	Roseville Dental Practice
Contract type name	GDS Contract
Purpose of contract	General
Contract start date	01/06/2010
Contract end date	

17/18 Contracted general activity (UDA)	10,949
Carry forward general activity (UDA)	0
17/18 Contracted orthodontic activity (UOA)	0
Carry forward orthodontic activity (UOA)	0
Baseline contract value	£250,758.88

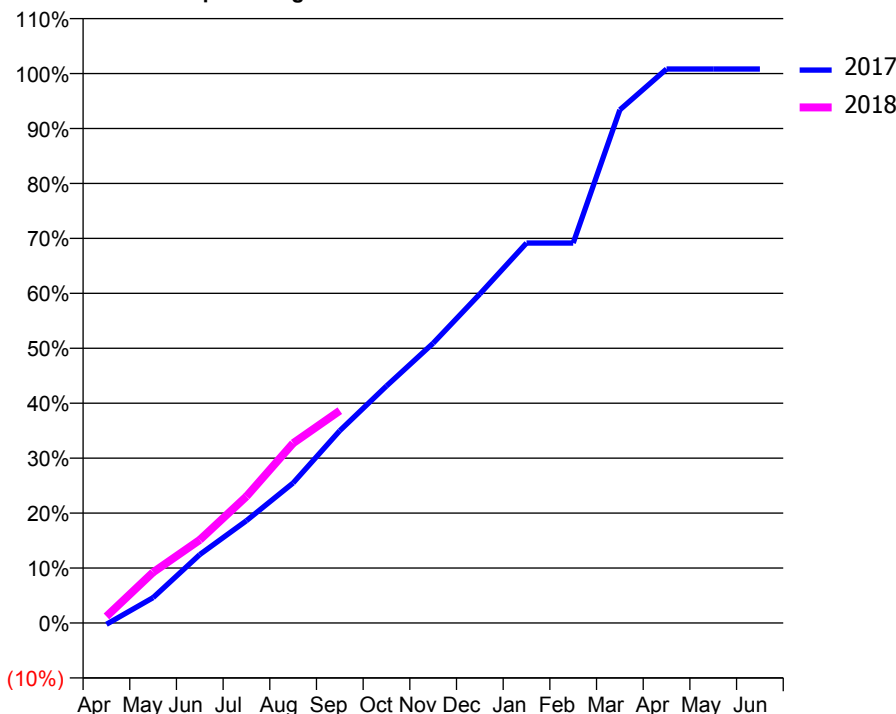
ACCESS*

Patients seen in 24 months	Total	Change since previous quarter
Quarter ending September 2016	3,801	
Quarter ending December 2016	3,949	↑
Quarter ending March 2017	4,208	↑
Quarter ending June 2017	4,217	→
Quarter ending September 2017	4,256	→
Variance since September 2016	12.0%	↑



ACTIVITY

Cumulative percentage of contracted UDA delivered 2017 & 2018



Month	Adjusted Scheduled Activity (UDA)	
	2017	2018
April	-28	132
May	506	1,010
June	1,364	1,656
July	2,039	2,522
August	2,792	3,584
September	3,834	4,231
October	4,724	
November	5,575	
December	6,555	
January	7,572	
February	7,572	
March	10,226	
April	11,037	
May	11,037	
June	11,038	

QUALITY

	Quantity	Base Number	Contract	AT	Region	England
% of FP17s for the same patient ID Re-attending within 3 months - Children	50	593	8.4%	9.9%	11.6%	11.9%
% of FP17s for the same patient ID Re-attending within 3 months - Adults	272	1,752	15.5%	14.7%	15.2%	15.9%
% of FP17s for the same patient ID Re-attending between 3 & 9 months - Children	229	593	38.6%	51.5%	59.1%	58.1%
% of FP17s for the same patient ID Re-attending between 3 & 9 months - Adults	822	1,752	46.9%	47.4%	51.7%	50.6%
% of FP17s for Band 1 Urgent Courses	244	1,865	13.1%	8.1%	8.0%	9.1%
% of FP17s Relating to Free Repair or Replacements	6	1,865	0.3%	0.7%	0.8%	0.8%
% of FP17s Relating to Continuations	16	1,865	0.9%	0.8%	1.0%	1.1%
% of Patients satisfied with the dentistry they have received	7	7	N/A	91.3%	91.5%	91.4%
% of Patients satisfied with the time they had to wait for an appointment	7	7	N/A	90.2%	88.2%	87.7%

* This is based on patients treated on this contract for their most recent course of treatment. Figures in italics indicate the base number of FP17s or Patient Questionnaire responses are less than 100. N/A is shown where the base number of responses is less than 10 during the period. % is calculated as Quantity/Base number*100

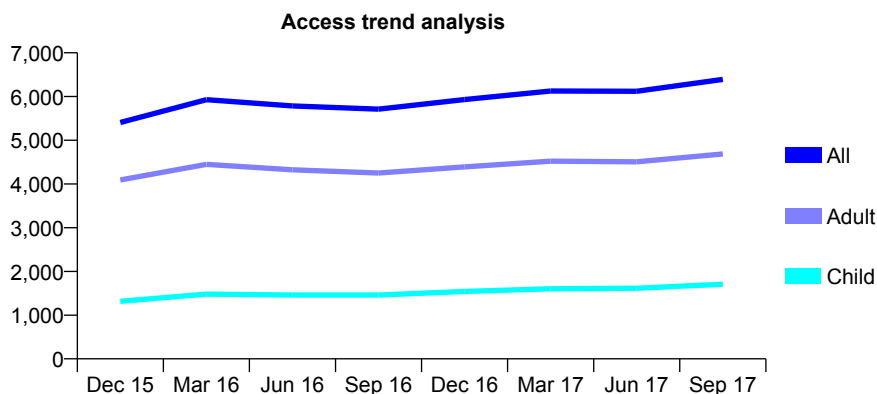
Q54 - Vital Signs At a Glance Contract Report for 177407/0001 - September 2017

Name or company name	BST Partnership
Contract type name	PDS Plus Contract
Purpose of contract	General
Contract start date	01/01/2011
Contract end date	31/12/2020

17/18 Contracted general activity (UDA)	14,000
Carry forward general activity (UDA)	0
17/18 Contracted orthodontic activity (UOA)	0
Carry forward orthodontic activity (UOA)	0
Baseline contract value	£176,154.51

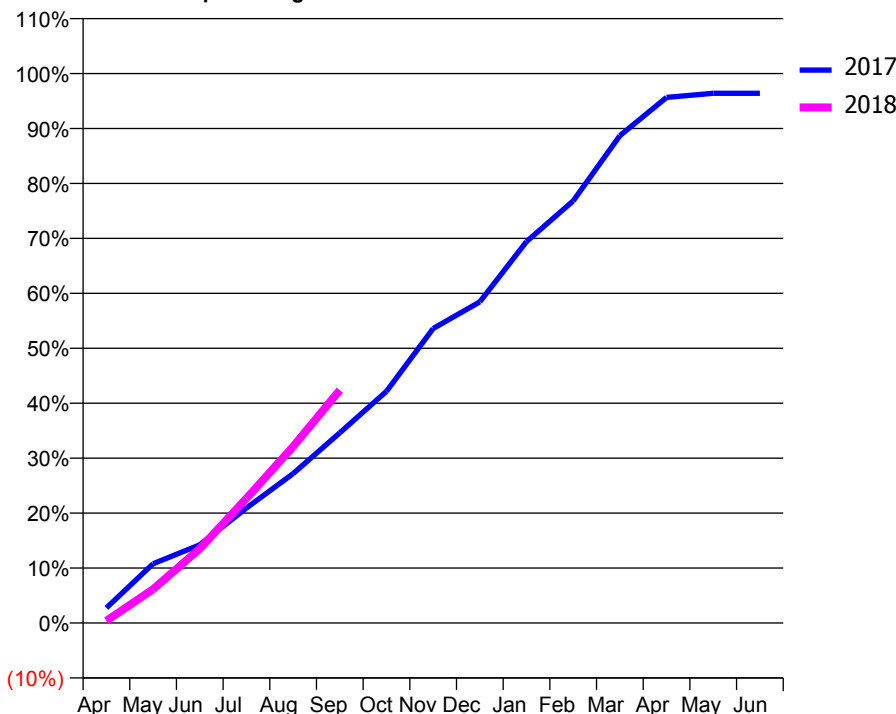
ACCESS*

Patients seen in 24 months	Total	Change since previous quarter
Quarter ending September 2016	5,711	
Quarter ending December 2016	5,932	↑
Quarter ending March 2017	6,126	↑
Quarter ending June 2017	6,121	→
Quarter ending September 2017	6,393	↑
Variance since September 2016	11.9%	↑



ACTIVITY

Cumulative percentage of contracted UDA delivered 2017 & 2018



Month	Adjusted Scheduled Activity (UDA)	
	2017	2018
April	385	57
May	1,511	860
June	1,992	1,895
July	2,931	3,176
August	3,808	4,495
September	4,845	5,933
October	5,902	
November	7,504	
December	8,182	
January	9,717	
February	10,754	
March	12,414	
April	13,390	
May	13,495	
June	13,495	

QUALITY

	Quantity	Base Number	Contract	AT	Region	England
% of FP17s for the same patient ID Re-attending within 3 months - Children	84	1,276	6.6%	9.9%	11.6%	11.9%
% of FP17s for the same patient ID Re-attending within 3 months - Adults	480	3,126	15.4%	14.7%	15.2%	15.9%
% of FP17s for the same patient ID Re-attending between 3 & 9 months - Children	656	1,276	51.4%	51.5%	59.1%	58.1%
% of FP17s for the same patient ID Re-attending between 3 & 9 months - Adults	1,296	3,126	41.5%	47.4%	51.7%	50.6%
% of FP17s for Band 1 Urgent Courses	431	3,484	12.4%	8.1%	8.0%	9.1%
% of FP17s Relating to Free Repair or Replacements	25	3,484	0.7%	0.7%	0.8%	0.8%
% of FP17s Relating to Continuations	57	3,484	1.6%	0.8%	1.0%	1.1%
% of Patients satisfied with the dentistry they have received	4	5	N/A	91.3%	91.5%	91.4%
% of Patients satisfied with the time they had to wait for an appointment	3	5	N/A	90.2%	88.2%	87.7%

* This is based on patients treated on this contract for their most recent course of treatment. Figures in italics indicate the base number of FP17s or Patient Questionnaire responses are less than 100. N/A is shown where the base number of responses is less than 10 during the period. % is calculated as Quantity/Base number*100

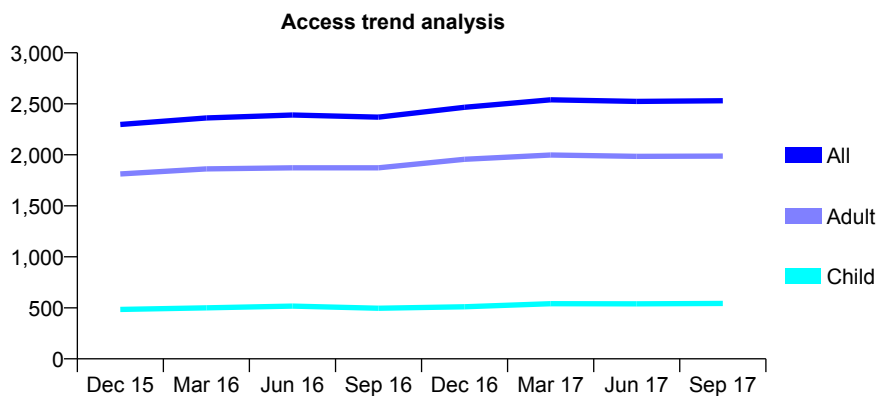
Q54 - Vital Signs At a Glance Contract Report for 177407/0003 - September 2017

Name or company name	BST Partnership
Contract type name	GDS Contract
Purpose of contract	General
Contract start date	01/04/2012
Contract end date	

17/18 Contracted general activity (UDA)	7,350
Carry forward general activity (UDA)	0
17/18 Contracted orthodontic activity (UOA)	0
Carry forward orthodontic activity (UOA)	0
Baseline contract value	£161,153.05

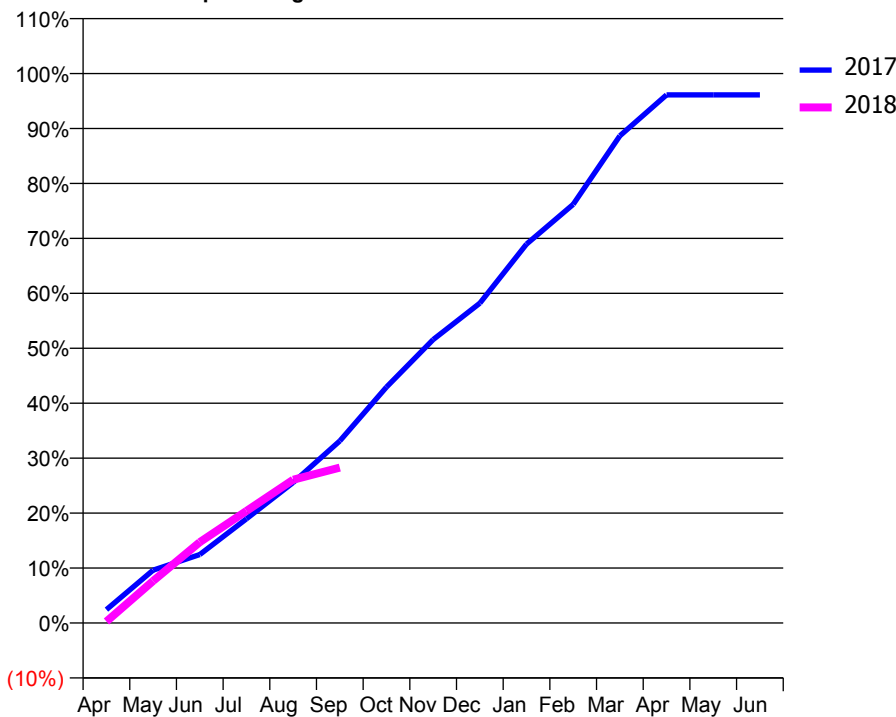
ACCESS*

Patients seen in 24 months	Total	Change since previous quarter
Quarter ending September 2016	2,369	
Quarter ending December 2016	2,466	↑
Quarter ending March 2017	2,539	↑
Quarter ending June 2017	2,524	→
Quarter ending September 2017	2,530	→
Variance since September 2016	6.8%	↑



ACTIVITY

Cumulative percentage of contracted UDA delivered 2017 & 2018



Month	Adjusted Scheduled Activity (UDA)	
	2017	2018
April	179	21
May	708	563
June	916	1,082
July	1,394	1,499
August	1,880	1,917
September	2,435	2,078
October	3,156	
November	3,792	
December	4,279	
January	5,068	
February	5,600	
March	6,516	
April	7,063	
May	7,063	
June	7,063	

QUALITY

	Quantity	Base Number	Contract	AT	Region	England
% of FP17s for the same patient ID Re-attending within 3 months - Children	12	266	4.5%	9.9%	11.6%	11.9%
% of FP17s for the same patient ID Re-attending within 3 months - Adults	131	990	13.2%	14.7%	15.2%	15.9%
% of FP17s for the same patient ID Re-attending between 3 & 9 months - Children	147	266	55.3%	51.5%	59.1%	58.1%
% of FP17s for the same patient ID Re-attending between 3 & 9 months - Adults	518	990	52.3%	47.4%	51.7%	50.6%
% of FP17s for Band 1 Urgent Courses	115	1,008	11.4%	8.1%	8.0%	9.1%
% of FP17s Relating to Free Repair or Replacements	15	1,008	1.5%	0.7%	0.8%	0.8%
% of FP17s Relating to Continuations	18	1,008	1.8%	0.8%	1.0%	1.1%
% of Patients satisfied with the dentistry they have received	3	3	N/A	91.3%	91.5%	91.4%
% of Patients satisfied with the time they had to wait for an appointment	3	3	N/A	90.2%	88.2%	87.7%

* This is based on patients treated on this contract for their most recent course of treatment. Figures in italics indicate the base number of FP17s or Patient Questionnaire responses are less than 100. N/A is shown where the base number of responses is less than 10 during the period. % is calculated as Quantity/Base number*100

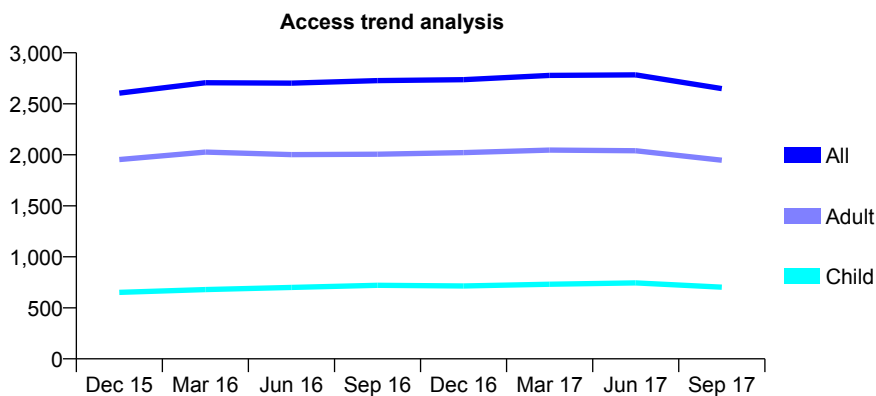
Q54 - Vital Signs At a Glance Contract Report for 177407/0004 - September 2017

Name or company name	BST Partnership
Contract type name	PDS Plus Contract
Purpose of contract	General
Contract start date	01/04/2012
Contract end date	31/08/2017

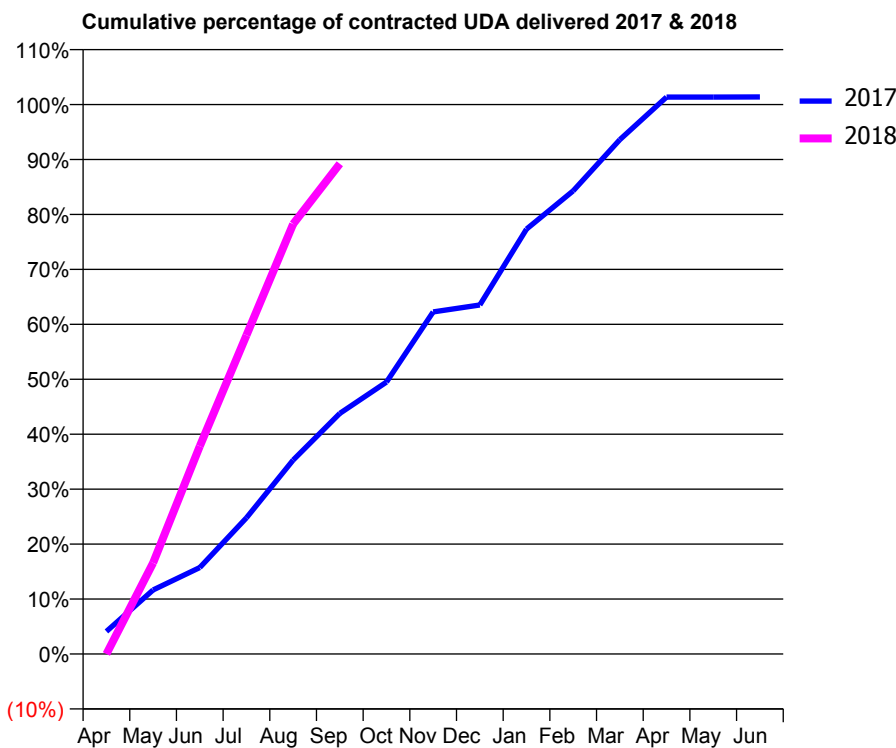
17/18 Contracted general activity (UDA)	2,917
Carry forward general activity (UDA)	0
17/18 Contracted orthodontic activity (UOA)	0
Carry forward orthodontic activity (UOA)	0
Baseline contract value	£37,187.50

ACCESS*

Patients seen in 24 months	Total	Change since previous quarter
Quarter ending September 2016	2,727	
Quarter ending December 2016	2,737	→
Quarter ending March 2017	2,778	→
Quarter ending June 2017	2,784	→
Quarter ending September 2017	2,649	↓
Variance since September 2016	(2.9%)	↓



ACTIVITY



Month	Adjusted Scheduled Activity (UDA)	
	2017	2018
April	287	0
May	816	484
June	1,101	1,103
July	1,736	1,692
August	2,471	2,283
September	3,066	2,603
October	3,465	
November	4,358	
December	4,447	
January	5,414	
February	5,900	
March	6,553	
April	7,094	
May	7,094	
June	7,097	

QUALITY

	Quantity	Base Number	Contract	AT	Region	England
% of FP17s for the same patient ID Re-attending within 3 months - Children	13	373	3.5%	9.9%	11.6%	11.9%
% of FP17s for the same patient ID Re-attending within 3 months - Adults	128	1,114	11.5%	14.7%	15.2%	15.9%
% of FP17s for the same patient ID Re-attending between 3 & 9 months - Children	166	373	44.5%	51.5%	59.1%	58.1%
% of FP17s for the same patient ID Re-attending between 3 & 9 months - Adults	496	1,114	44.5%	47.4%	51.7%	50.6%
% of FP17s for Band 1 Urgent Courses	103	1,263	8.2%	8.1%	8.0%	9.1%
% of FP17s Relating to Free Repair or Replacements	10	1,263	0.8%	0.7%	0.8%	0.8%
% of FP17s Relating to Continuations	18	1,263	1.4%	0.8%	1.0%	1.1%
% of Patients satisfied with the dentistry they have received	4	4	N/A	91.3%	91.5%	91.4%
% of Patients satisfied with the time they had to wait for an appointment	4	4	N/A	90.2%	88.2%	87.7%

* This is based on patients treated on this contract for their most recent course of treatment. Figures in italics indicate the base number of FP17s or Patient Questionnaire responses are less than 100. N/A is shown where the base number of responses is less than 10 during the period. % is calculated as Quantity/Base number*100

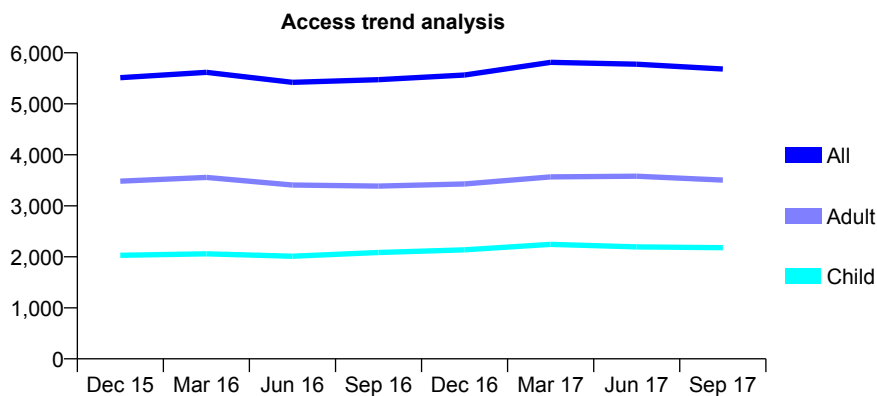
Q54 - Vital Signs At a Glance Contract Report for 177407/0005 - September 2017

Name or company name	BST Partnership
Contract type name	GDS Contract
Purpose of contract	General
Contract start date	01/04/2013
Contract end date	

17/18 Contracted general activity (UDA)	15,774
Carry forward general activity (UDA)	-279
17/18 Contracted orthodontic activity (UOA)	0
Carry forward orthodontic activity (UOA)	0
Baseline contract value	£378,762.35

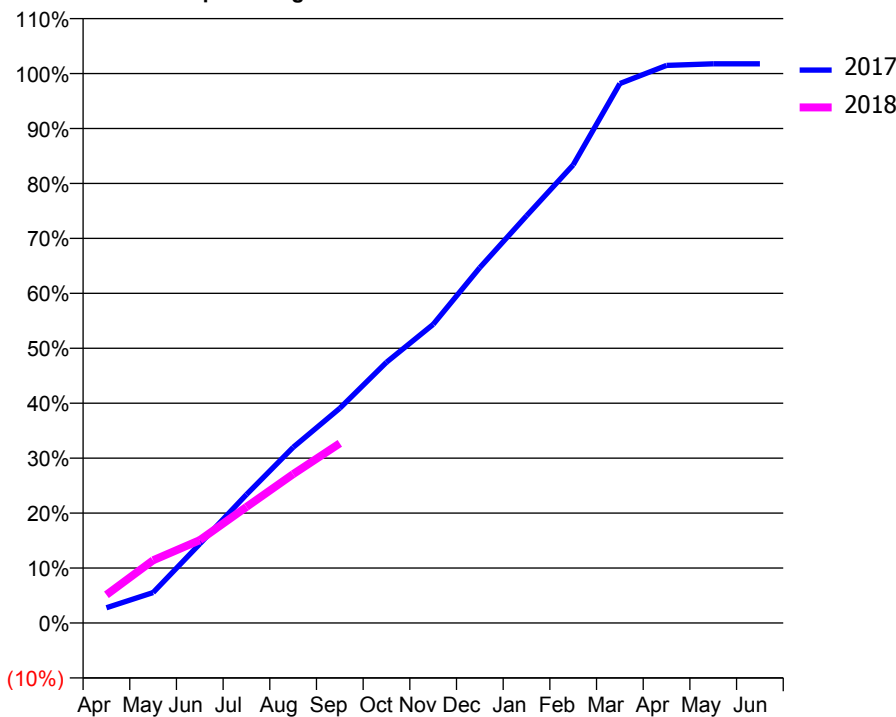
ACCESS*

Patients seen in 24 months	Total	Change since previous quarter
Quarter ending September 2016	5,472	
Quarter ending December 2016	5,565	→
Quarter ending March 2017	5,812	↑
Quarter ending June 2017	5,776	→
Quarter ending September 2017	5,683	↓
Variance since September 2016	3.9%	↑



ACTIVITY

Cumulative percentage of contracted UDA delivered 2017 & 2018



Month	Adjusted Scheduled Activity (UDA)	
	2017	2018
April	439	809
May	875	1,802
June	2,271	2,378
July	3,687	3,332
August	5,044	4,275
September	6,165	5,158
October	7,485	
November	8,574	
December	10,205	
January	11,689	
February	13,151	
March	15,485	
April	16,006	
May	16,052	
June	16,052	

QUALITY

	Quantity	Base Number	Contract	AT	Region	England
% of FP17s for the same patient ID Re-attending within 3 months - Children	71	889	8.0%	9.9%	11.6%	11.9%
% of FP17s for the same patient ID Re-attending within 3 months - Adults	200	1,455	13.7%	14.7%	15.2%	15.9%
% of FP17s for the same patient ID Re-attending between 3 & 9 months - Children	290	889	32.6%	51.5%	59.1%	58.1%
% of FP17s for the same patient ID Re-attending between 3 & 9 months - Adults	474	1,455	32.6%	47.4%	51.7%	50.6%
% of FP17s for Band 1 Urgent Courses	145	2,116	6.9%	8.1%	8.0%	9.1%
% of FP17s Relating to Free Repair or Replacements	0	2,116	0.0%	0.7%	0.8%	0.8%
% of FP17s Relating to Continuations	0	2,116	0.0%	0.8%	1.0%	1.1%
% of Patients satisfied with the dentistry they have received	5	5	N/A	91.3%	91.5%	91.4%
% of Patients satisfied with the time they had to wait for an appointment	4	5	N/A	90.2%	88.2%	87.7%

* This is based on patients treated on this contract for their most recent course of treatment. Figures in italics indicate the base number of FP17s or Patient Questionnaire responses are less than 100. N/A is shown where the base number of responses is less than 10 during the period. % is calculated as Quantity/Base number*100

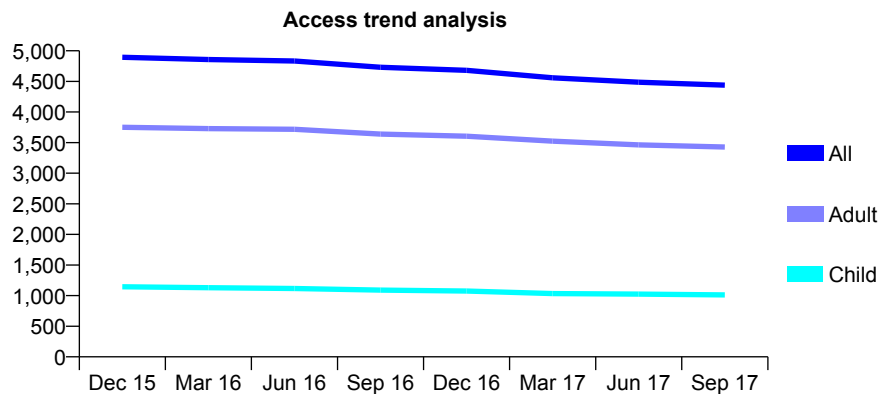
Q54 - Vital Signs At a Glance Contract Report for 178853/0001 - September 2017

Name or company name	OraCo Ltd
Contract type name	GDS Contract
Purpose of contract	General
Contract start date	01/04/2011
Contract end date	

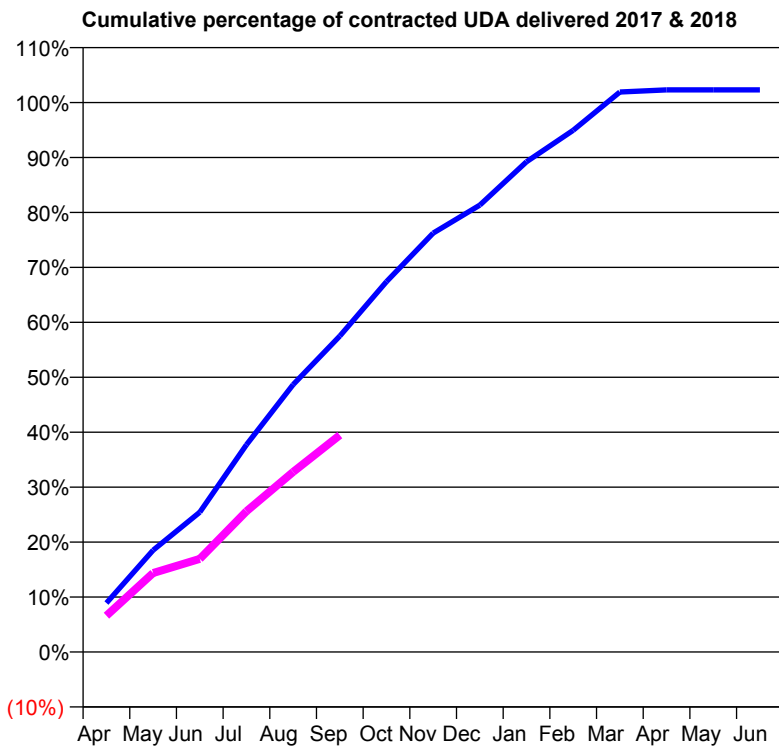
17/18 Contracted general activity (UDA)	14,447
Carry forward general activity (UDA)	-289
17/18 Contracted orthodontic activity (UOA)	0
Carry forward orthodontic activity (UOA)	0
Baseline contract value	£404,746.61

ACCESS*

Patients seen in 24 months	Total	Change since previous quarter
Quarter ending September 2016	4,730	
Quarter ending December 2016	4,680	↓
Quarter ending March 2017	4,558	↓
Quarter ending June 2017	4,487	↓
Quarter ending September 2017	4,440	↓
Variance since September 2016	(6.1%)	↓



ACTIVITY



Month	Adjusted Scheduled Activity (UDA)	
	2017	2018
April	1,288	956
May	2,677	2,077
June	3,677	2,449
July	5,449	3,701
August	7,030	4,734
September	8,308	5,703
October	9,737	
November	11,014	
December	11,750	
January	12,888	
February	13,717	
March	14,724	
April	14,779	
May	14,778	
June	14,778	

QUALITY

	Quantity	Base Number	Contract	AT	Region	England
% of FP17s for the same patient ID Re-attending within 3 months - Children	32	737	4.3%	9.9%	11.6%	11.9%
% of FP17s for the same patient ID Re-attending within 3 months - Adults	205	1,727	11.9%	14.7%	15.2%	15.9%
% of FP17s for the same patient ID Re-attending between 3 & 9 months - Children	446	737	60.5%	51.5%	59.1%	58.1%
% of FP17s for the same patient ID Re-attending between 3 & 9 months - Adults	826	1,727	47.8%	47.4%	51.7%	50.6%
% of FP17s for Band 1 Urgent Courses	161	2,449	6.6%	8.1%	8.0%	9.1%
% of FP17s Relating to Free Repair or Replacements	49	2,449	2.0%	0.7%	0.8%	0.8%
% of FP17s Relating to Continuations	14	2,449	0.6%	0.8%	1.0%	1.1%
% of Patients satisfied with the dentistry they have received	7	8	N/A	91.3%	91.5%	91.4%
% of Patients satisfied with the time they had to wait for an appointment	7	8	N/A	90.2%	88.2%	87.7%

* This is based on patients treated on this contract for their most recent course of treatment. Figures in italics indicate the base number of FP17s or Patient Questionnaire responses are less than 100. N/A is shown where the base number of responses is less than 10 during the period. % is calculated as Quantity/Base number*100

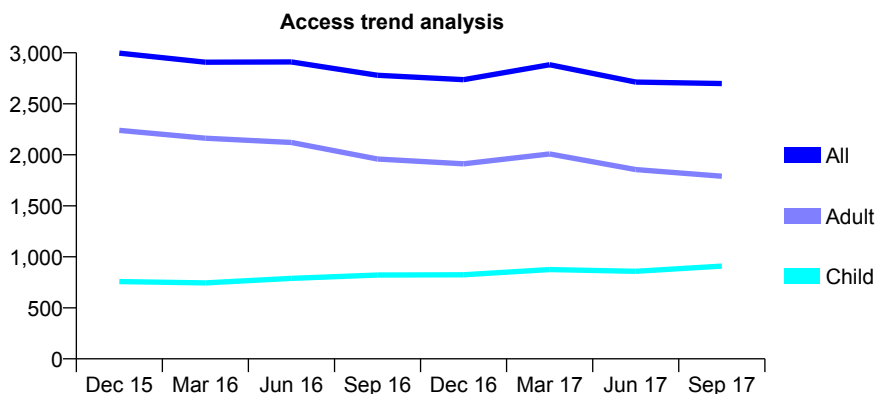
Q54 - Vital Signs At a Glance Contract Report for 180009/0001 - September 2017

Name or company name	Aesthetic Dental Implant Surgery
Contract type name	GDS Contract
Purpose of contract	General
Contract start date	01/11/2011
Contract end date	

17/18 Contracted general activity (UDA)	4,305
Carry forward general activity (UDA)	35
17/18 Contracted orthodontic activity (UOA)	0
Carry forward orthodontic activity (UOA)	0
Baseline contract value	£98,144.32

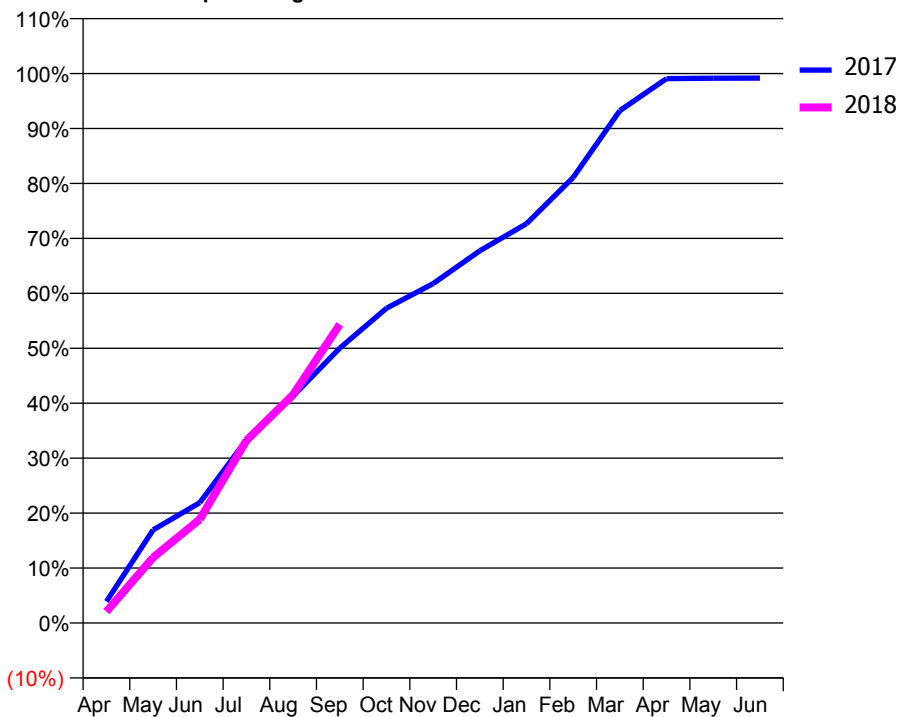
ACCESS*

Patients seen in 24 months	Total	Change since previous quarter
Quarter ending September 2016	2,780	
Quarter ending December 2016	2,736	↓
Quarter ending March 2017	2,883	↑
Quarter ending June 2017	2,713	↓
Quarter ending September 2017	2,699	→
Variance since September 2016	(2.9%)	↓



ACTIVITY

Cumulative percentage of contracted UDA delivered 2017 & 2018



Month	Adjusted Scheduled Activity (UDA)	
	2017	2018
April	169	89
May	730	513
June	943	813
July	1,435	1,429
August	1,779	1,789
September	2,154	2,340
October	2,466	
November	2,660	
December	2,917	
January	3,128	
February	3,491	
March	4,014	
April	4,265	
May	4,268	
June	4,269	

QUALITY

	Quantity	Base Number	Contract	AT	Region	England
% of FP17s for the same patient ID Re-attending within 3 months - Children	43	544	7.9%	9.9%	11.6%	11.9%
% of FP17s for the same patient ID Re-attending within 3 months - Adults	197	871	22.6%	14.7%	15.2%	15.9%
% of FP17s for the same patient ID Re-attending between 3 & 9 months - Children	209	544	38.4%	51.5%	59.1%	58.1%
% of FP17s for the same patient ID Re-attending between 3 & 9 months - Adults	193	871	22.2%	47.4%	51.7%	50.6%
% of FP17s for Band 1 Urgent Courses	115	1,034	11.1%	8.1%	8.0%	9.1%
% of FP17s Relating to Free Repair or Replacements	9	1,034	0.9%	0.7%	0.8%	0.8%
% of FP17s Relating to Continuations	10	1,034	1.0%	0.8%	1.0%	1.1%
% of Patients satisfied with the dentistry they have received	0	0	N/A	91.3%	91.5%	91.4%
% of Patients satisfied with the time they had to wait for an appointment	0	0	N/A	90.2%	88.2%	87.7%

* This is based on patients treated on this contract for their most recent course of treatment. Figures in italics indicate the base number of FP17s or Patient Questionnaire responses are less than 100. N/A is shown where the base number of responses is less than 10 during the period. % is calculated as Quantity/Base number*100

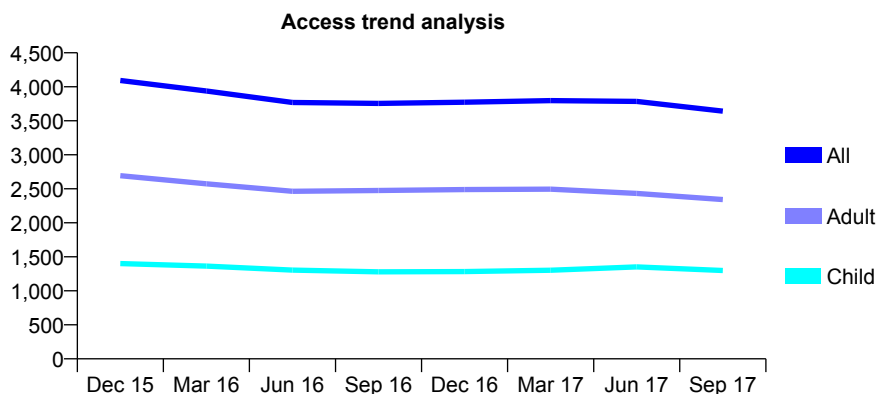
Q54 - Vital Signs At a Glance Contract Report for 180017/0001 - September 2017

Name or company name	Dr AS Bhandal, Dr Balbir Bhandal & Dr Balj
Contract type name	GDS Contract
Purpose of contract	General
Contract start date	28/05/2010
Contract end date	

17/18 Contracted general activity (UDA)	10,544
Carry forward general activity (UDA)	-211
17/18 Contracted orthodontic activity (UOA)	0
Carry forward orthodontic activity (UOA)	0
Baseline contract value	£244,886.59

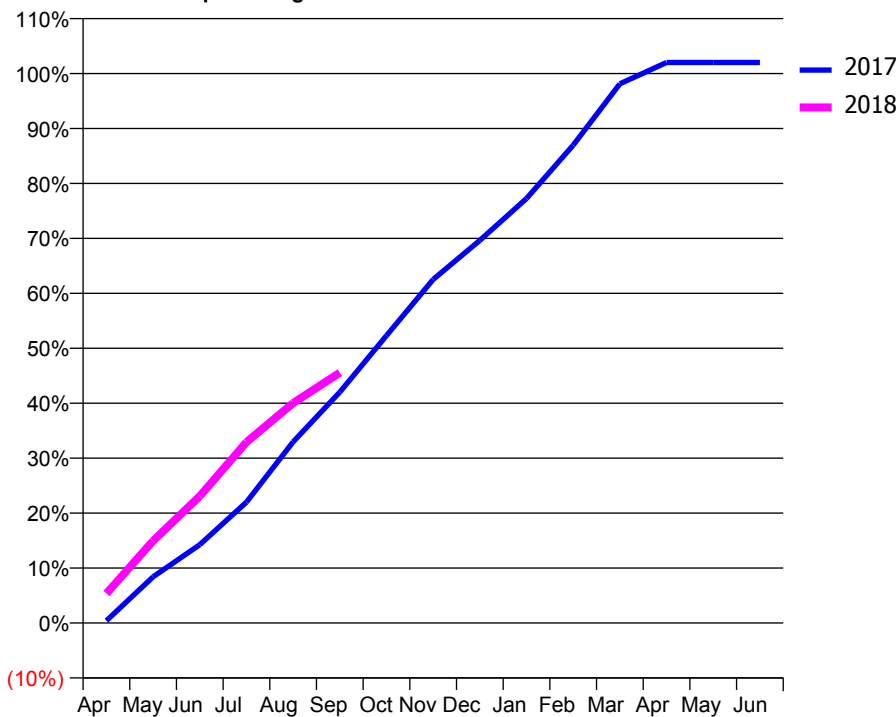
ACCESS*

Patients seen in 24 months	Total	Change since previous quarter
Quarter ending September 2016	3,756	
Quarter ending December 2016	3,773	→
Quarter ending March 2017	3,797	→
Quarter ending June 2017	3,785	→
Quarter ending September 2017	3,642	↓
Variance since September 2016	(3.0%)	↓



ACTIVITY

Cumulative percentage of contracted UDA delivered 2017 & 2018



Adjusted Scheduled Activity (UDA)

Month	2017	2018
April	45	568
May	887	1,578
June	1,504	2,434
July	2,319	3,471
August	3,477	4,221
September	4,430	4,804
October	5,516	
November	6,593	
December	7,343	
January	8,145	
February	9,170	
March	10,347	
April	10,755	
May	10,755	
June	10,755	

QUALITY

	Quantity	Base Number	Contract	AT	Region	England
% of FP17s for the same patient ID Re-attending within 3 months - Children	53	787	6.7%	9.9%	11.6%	11.9%
% of FP17s for the same patient ID Re-attending within 3 months - Adults	162	1,249	13.0%	14.7%	15.2%	15.9%
% of FP17s for the same patient ID Re-attending between 3 & 9 months - Children	324	787	41.2%	51.5%	59.1%	58.1%
% of FP17s for the same patient ID Re-attending between 3 & 9 months - Adults	490	1,249	39.2%	47.4%	51.7%	50.6%
% of FP17s for Band 1 Urgent Courses	96	1,909	5.0%	8.1%	8.0%	9.1%
% of FP17s Relating to Free Repair or Replacements	8	1,909	0.4%	0.7%	0.8%	0.8%
% of FP17s Relating to Continuations	14	1,909	0.7%	0.8%	1.0%	1.1%
% of Patients satisfied with the dentistry they have received	2	2	N/A	91.3%	91.5%	91.4%
% of Patients satisfied with the time they had to wait for an appointment	2	2	N/A	90.2%	88.2%	87.7%

* This is based on patients treated on this contract for their most recent course of treatment. Figures in italics indicate the base number of FP17s or Patient Questionnaire responses are less than 100. N/A is shown where the base number of responses is less than 10 during the period. % is calculated as Quantity/Base number*100

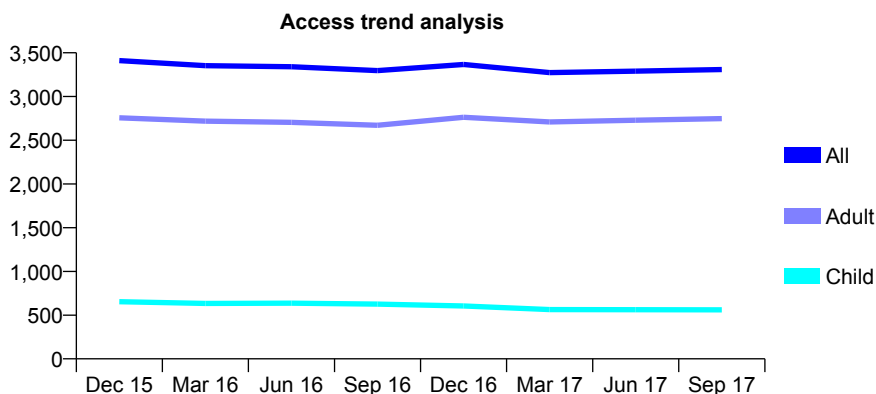
Q54 - Vital Signs At a Glance Contract Report for 181544/0001 - September 2017

Name or company name	Pelsall Road Dental Partnership
Contract type name	GDS Contract
Purpose of contract	General
Contract start date	30/07/2012
Contract end date	

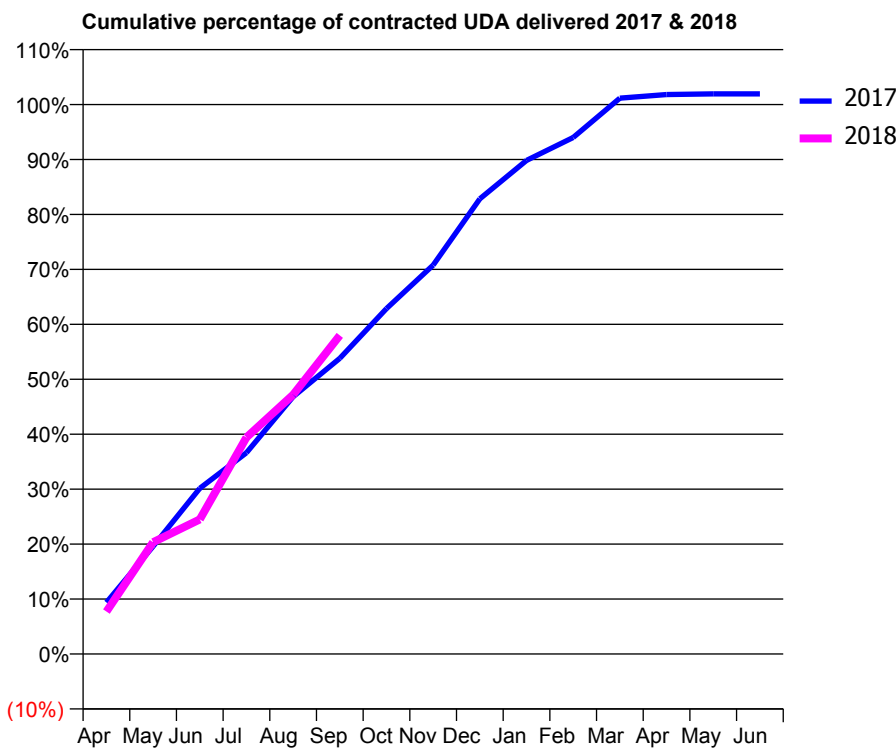
17/18 Contracted general activity (UDA)	8,071
Carry forward general activity (UDA)	-156
17/18 Contracted orthodontic activity (UOA)	0
Carry forward orthodontic activity (UOA)	0
Baseline contract value	£292,877.67

ACCESS*

Patients seen in 24 months	Total	Change since previous quarter
Quarter ending September 2016	3,297	
Quarter ending December 2016	3,366	↑
Quarter ending March 2017	3,273	↓
Quarter ending June 2017	3,291	→
Quarter ending September 2017	3,309	→
Variance since September 2016	0.4%	→



ACTIVITY



Month	Adjusted Scheduled Activity (UDA)	
	2017	2018
April	757	624
May	1,582	1,643
June	2,434	1,978
July	2,957	3,182
August	3,780	3,809
September	4,343	4,680
October	5,074	
November	5,713	
December	6,685	
January	7,249	
February	7,586	
March	8,164	
April	8,217	
May	8,227	
June	8,227	

QUALITY

	Quantity	Base Number	Contract	AT	Region	England
% of FP17s for the same patient ID Re-attending within 3 months - Children	17	486	3.5%	9.9%	11.6%	11.9%
% of FP17s for the same patient ID Re-attending within 3 months - Adults	208	2,205	9.4%	14.7%	15.2%	15.9%
% of FP17s for the same patient ID Re-attending between 3 & 9 months - Children	268	486	55.1%	51.5%	59.1%	58.1%
% of FP17s for the same patient ID Re-attending between 3 & 9 months - Adults	1,148	2,205	52.1%	47.4%	51.7%	50.6%
% of FP17s for Band 1 Urgent Courses	82	2,652	3.1%	8.1%	8.0%	9.1%
% of FP17s Relating to Free Repair or Replacements	11	2,652	0.4%	0.7%	0.8%	0.8%
% of FP17s Relating to Continuations	37	2,652	1.4%	0.8%	1.0%	1.1%
% of Patients satisfied with the dentistry they have received	4	4	N/A	91.3%	91.5%	91.4%
% of Patients satisfied with the time they had to wait for an appointment	3	4	N/A	90.2%	88.2%	87.7%

* This is based on patients treated on this contract for their most recent course of treatment. Figures in italics indicate the base number of FP17s or Patient Questionnaire responses are less than 100. N/A is shown where the base number of responses is less than 10 during the period. % is calculated as Quantity/Base number*100

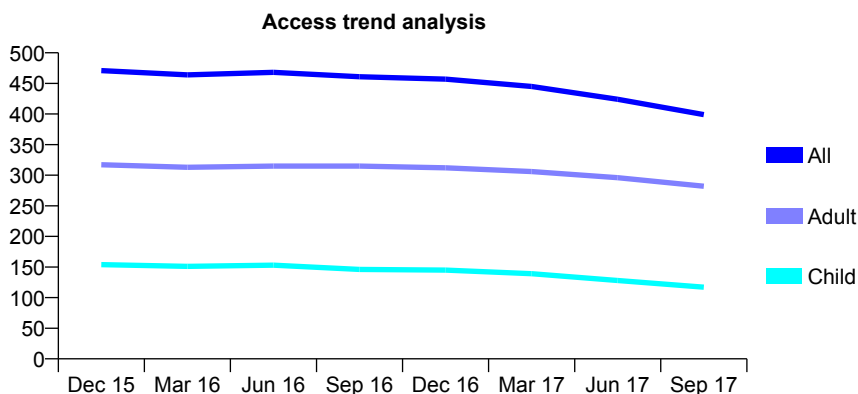
Q54 - Vital Signs At a Glance Contract Report for 183628/0001 - September 2017

Name or company name	Greenwood Dental Clinic
Contract type name	GDS Contract
Purpose of contract	General
Contract start date	09/11/2013
Contract end date	

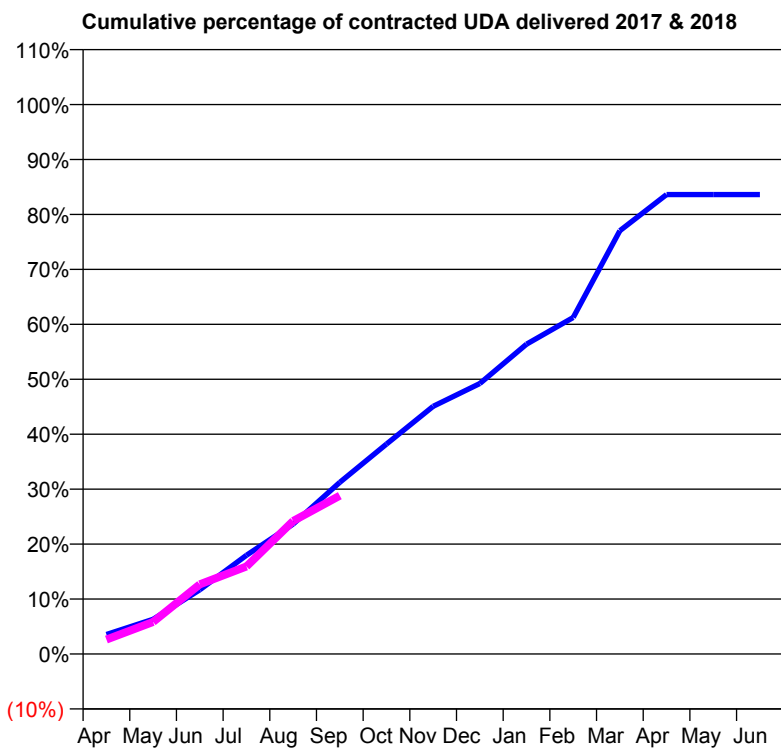
17/18 Contracted general activity (UDA)	1,346
Carry forward general activity (UDA)	0
17/18 Contracted orthodontic activity (UOA)	0
Carry forward orthodontic activity (UOA)	0
Baseline contract value	£30,254.33

ACCESS*

Patients seen in 24 months	Total	Change since previous quarter
Quarter ending September 2016	461	
Quarter ending December 2016	457	→
Quarter ending March 2017	445	↓
Quarter ending June 2017	424	↓
Quarter ending September 2017	399	↓
Variance since September 2016	(13.4%)	↓



ACTIVITY



Month	Adjusted Scheduled Activity (UDA)	
	2017	2018
April	48	36
May	85	79
June	157	171
July	242	214
August	318	326
September	421	388
October	514	
November	607	
December	663	
January	759	
February	824	
March	1,037	
April	1,125	
May	1,125	
June	1,125	

QUALITY

	Quantity	Base Number	Contract	AT	Region	England
% of FP17s for the same patient ID Re-attending within 3 months - Children	1	51	2.0%	9.9%	11.6%	11.9%
% of FP17s for the same patient ID Re-attending within 3 months - Adults	33	168	19.6%	14.7%	15.2%	15.9%
% of FP17s for the same patient ID Re-attending between 3 & 9 months - Children	26	51	51.0%	51.5%	59.1%	58.1%
% of FP17s for the same patient ID Re-attending between 3 & 9 months - Adults	69	168	41.1%	47.4%	51.7%	50.6%
% of FP17s for Band 1 Urgent Courses	34	191	17.8%	8.1%	8.0%	9.1%
% of FP17s Relating to Free Repair or Replacements	0	191	0.0%	0.7%	0.8%	0.8%
% of FP17s Relating to Continuations	1	191	0.5%	0.8%	1.0%	1.1%
% of Patients satisfied with the dentistry they have received	1	1	N/A	91.3%	91.5%	91.4%
% of Patients satisfied with the time they had to wait for an appointment	1	1	N/A	90.2%	88.2%	87.7%

* This is based on patients treated on this contract for their most recent course of treatment. Figures in italics indicate the base number of FP17s or Patient Questionnaire responses are less than 100. N/A is shown where the base number of responses is less than 10 during the period. % is calculated as Quantity/Base number*100

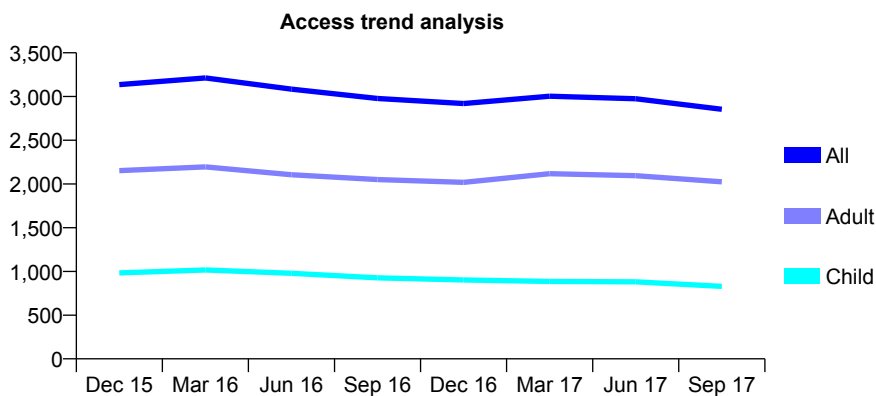
Q54 - Vital Signs At a Glance Contract Report for 184152/0001 - September 2017

Name or company name	Cromer Road Dental Care
Contract type name	GDS Contract
Purpose of contract	General
Contract start date	01/02/2009
Contract end date	

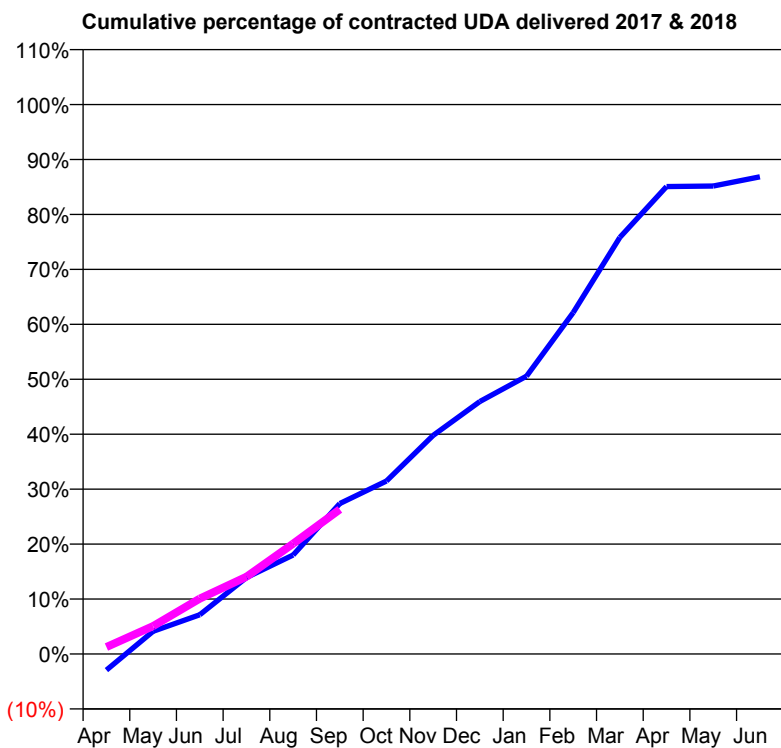
17/18 Contracted general activity (UDA)	13,947
Carry forward general activity (UDA)	0
17/18 Contracted orthodontic activity (UOA)	0
Carry forward orthodontic activity (UOA)	0
Baseline contract value	£416,263.49

ACCESS*

Patients seen in 24 months	Total	Change since previous quarter
Quarter ending September 2016	2,977	
Quarter ending December 2016	2,920	↓
Quarter ending March 2017	3,003	↑
Quarter ending June 2017	2,975	→
Quarter ending September 2017	2,854	↓
Variance since September 2016	(4.1%)	↓



ACTIVITY



Month	2017	2018
April	-410	178
May	579	709
June	995	1,406
July	1,940	1,960
August	2,513	2,800
September	3,820	3,670
October	4,391	
November	5,550	
December	6,410	
January	7,053	
February	8,665	
March	10,575	
April	11,865	
May	11,878	
June	12,112	

QUALITY

	Quantity	Base Number	Contract	AT	Region	England
% of FP17s for the same patient ID Re-attending within 3 months - Children	37	382	9.7%	9.9%	11.6%	11.9%
% of FP17s for the same patient ID Re-attending within 3 months - Adults	154	941	16.4%	14.7%	15.2%	15.9%
% of FP17s for the same patient ID Re-attending between 3 & 9 months - Children	117	382	30.6%	51.5%	59.1%	58.1%
% of FP17s for the same patient ID Re-attending between 3 & 9 months - Adults	275	941	29.2%	47.4%	51.7%	50.6%
% of FP17s for Band 1 Urgent Courses	169	1,043	16.2%	8.1%	8.0%	9.1%
% of FP17s Relating to Free Repair or Replacements	24	1,043	2.3%	0.7%	0.8%	0.8%
% of FP17s Relating to Continuations	1	1,043	0.1%	0.8%	1.0%	1.1%
% of Patients satisfied with the dentistry they have received	2	2	N/A	91.3%	91.5%	91.4%
% of Patients satisfied with the time they had to wait for an appointment	2	2	N/A	90.2%	88.2%	87.7%

* This is based on patients treated on this contract for their most recent course of treatment. Figures in italics indicate the base number of FP17s or Patient Questionnaire responses are less than 100. N/A is shown where the base number of responses is less than 10 during the period. % is calculated as Quantity/Base number*100

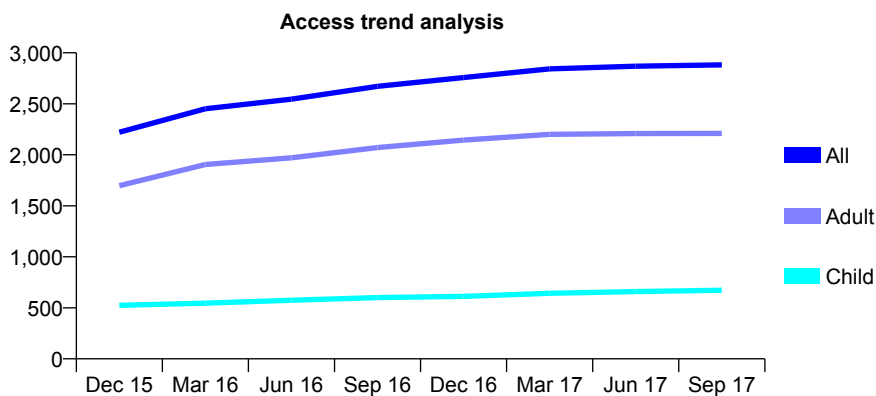
Q54 - Vital Signs At a Glance Contract Report for 184780/0001 - September 2017

Name or company name	Short Heath Dental Practice
Contract type name	GDS Contract
Purpose of contract	General
Contract start date	15/10/2014
Contract end date	

17/18 Contracted general activity (UDA)	7,926
Carry forward general activity (UDA)	0
17/18 Contracted orthodontic activity (UOA)	0
Carry forward orthodontic activity (UOA)	0
Baseline contract value	£189,541.43

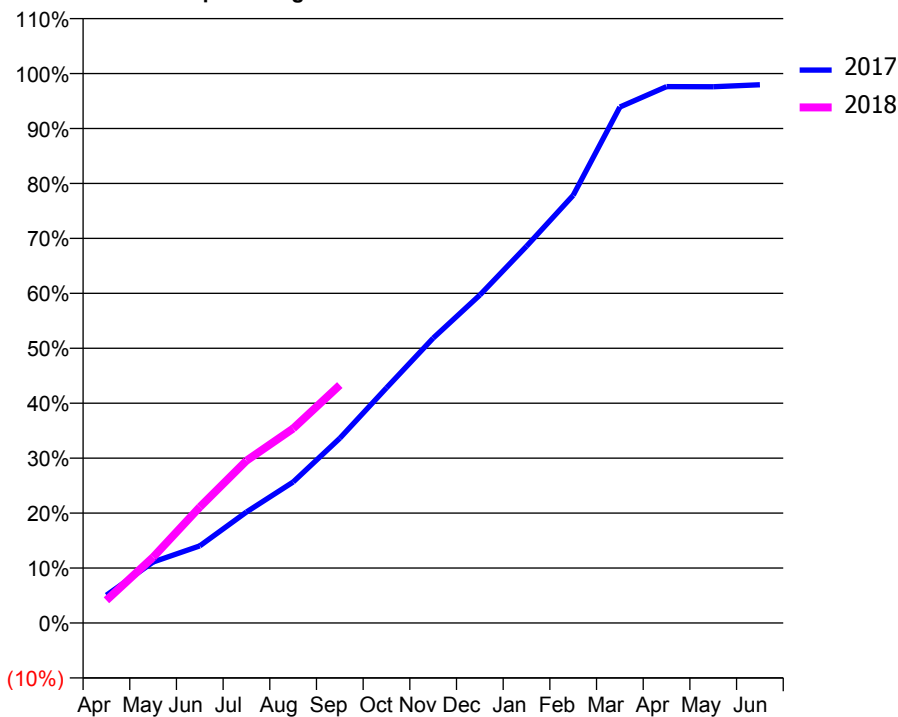
ACCESS*

Patients seen in 24 months	Total	Change since previous quarter
Quarter ending September 2016	2,671	
Quarter ending December 2016	2,757	↑
Quarter ending March 2017	2,842	↑
Quarter ending June 2017	2,868	→
Quarter ending September 2017	2,882	→
Variance since September 2016	7.9%	↑



ACTIVITY

Cumulative percentage of contracted UDA delivered 2017 & 2018



Month	Adjusted Scheduled Activity (UDA)	
	2017	2018
April	401	329
May	879	949
June	1,113	1,672
July	1,601	2,341
August	2,034	2,805
September	2,665	3,433
October	3,393	
November	4,109	
December	4,731	
January	5,435	
February	6,169	
March	7,443	
April	7,737	
May	7,735	
June	7,763	

QUALITY

	Quantity	Base Number	Contract	AT	Region	England
% of FP17s for the same patient ID Re-attending within 3 months - Children	28	434	6.5%	9.9%	11.6%	11.9%
% of FP17s for the same patient ID Re-attending within 3 months - Adults	141	984	14.3%	14.7%	15.2%	15.9%
% of FP17s for the same patient ID Re-attending between 3 & 9 months - Children	229	434	52.8%	51.5%	59.1%	58.1%
% of FP17s for the same patient ID Re-attending between 3 & 9 months - Adults	487	984	49.5%	47.4%	51.7%	50.6%
% of FP17s for Band 1 Urgent Courses	116	1,293	9.0%	8.1%	8.0%	9.1%
% of FP17s Relating to Free Repair or Replacements	8	1,293	0.6%	0.7%	0.8%	0.8%
% of FP17s Relating to Continuations	32	1,293	2.5%	0.8%	1.0%	1.1%
% of Patients satisfied with the dentistry they have received	9	9	N/A	91.3%	91.5%	91.4%
% of Patients satisfied with the time they had to wait for an appointment	9	9	N/A	90.2%	88.2%	87.7%

* This is based on patients treated on this contract for their most recent course of treatment. Figures in italics indicate the base number of FP17s or Patient Questionnaire responses are less than 100. N/A is shown where the base number of responses is less than 10 during the period. % is calculated as Quantity/Base number*100

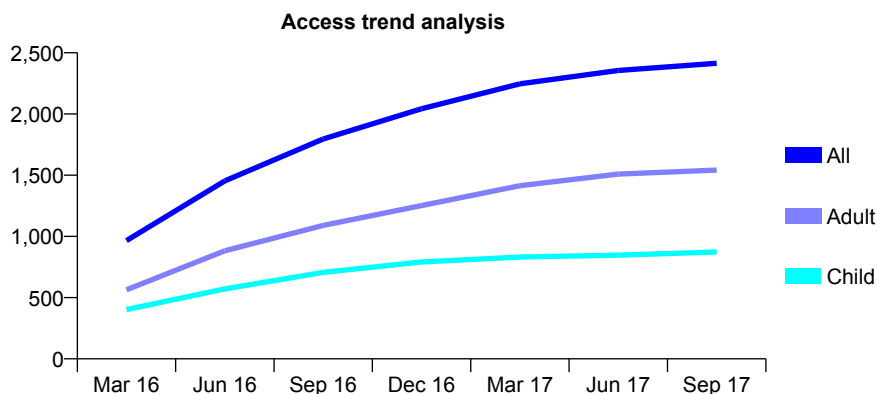
Q54 - Vital Signs At a Glance Contract Report for 184926/0001 - September 2017

Name or company name	Mrs Jaspreet Kiran Kaur Pahal
Contract type name	GDS Contract
Purpose of contract	General and Orthodontic
Contract start date	01/01/2016
Contract end date	

17/18 Contracted general activity (UDA)	7,545
Carry forward general activity (UDA)	-8
17/18 Contracted orthodontic activity (UOA)	451
Carry forward orthodontic activity (UOA)	-5
Baseline contract value	£207,236.21

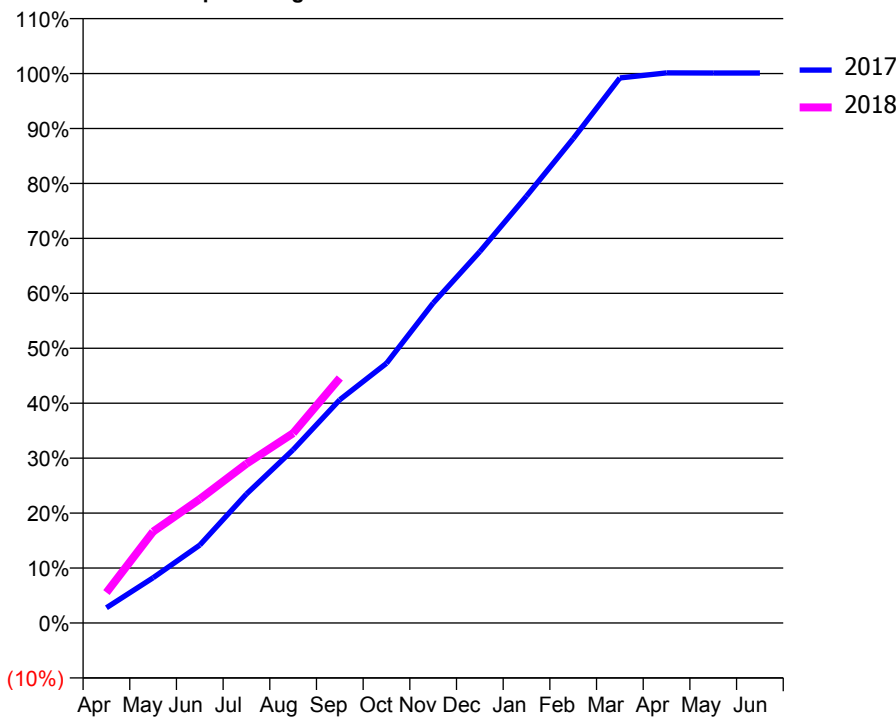
ACCESS*

Patients seen in 24 months	Total	Change since previous quarter
Quarter ending September 2016	1,796	
Quarter ending December 2016	2,043	↑
Quarter ending March 2017	2,247	↑
Quarter ending June 2017	2,356	↑
Quarter ending September 2017	2,415	↑
Variance since September 2016	34.5%	↑



ACTIVITY

Cumulative percentage of contracted UDA delivered 2017 & 2018



Adjusted Scheduled Activity (UDA)

Month	2017	2018
April	210	418
May	621	1,254
June	1,070	1,702
July	1,772	2,188
August	2,380	2,607
September	3,065	3,365
October	3,565	
November	4,393	
December	5,100	
January	5,861	
February	6,650	
March	7,484	
April	7,553	
May	7,551	
June	7,552	

QUALITY

	Quantity	Base Number	Contract	AT	Region	England
% of FP17s for the same patient ID Re-attending within 3 months - Children	51	723	7.1%	9.9%	11.6%	11.9%
% of FP17s for the same patient ID Re-attending within 3 months - Adults	154	1,148	13.4%	14.7%	15.2%	15.9%
% of FP17s for the same patient ID Re-attending between 3 & 9 months - Children	533	723	73.7%	51.5%	59.1%	58.1%
% of FP17s for the same patient ID Re-attending between 3 & 9 months - Adults	789	1,148	68.7%	47.4%	51.7%	50.6%
% of FP17s for Band 1 Urgent Courses	109	1,812	6.0%	8.1%	8.0%	9.1%
% of FP17s Relating to Free Repair or Replacements	3	1,812	0.2%	0.7%	0.8%	0.8%
% of FP17s Relating to Continuations	1	1,812	0.1%	0.8%	1.0%	1.1%
% of Patients satisfied with the dentistry they have received	1	1	N/A	91.3%	91.5%	91.4%
% of Patients satisfied with the time they had to wait for an appointment	1	1	N/A	90.2%	88.2%	87.7%

* This is based on patients treated on this contract for their most recent course of treatment. Figures in italics indicate the base number of FP17s or Patient Questionnaire responses are less than 100. N/A is shown where the base number of responses is less than 10 during the period. % is calculated as Quantity/Base number*100

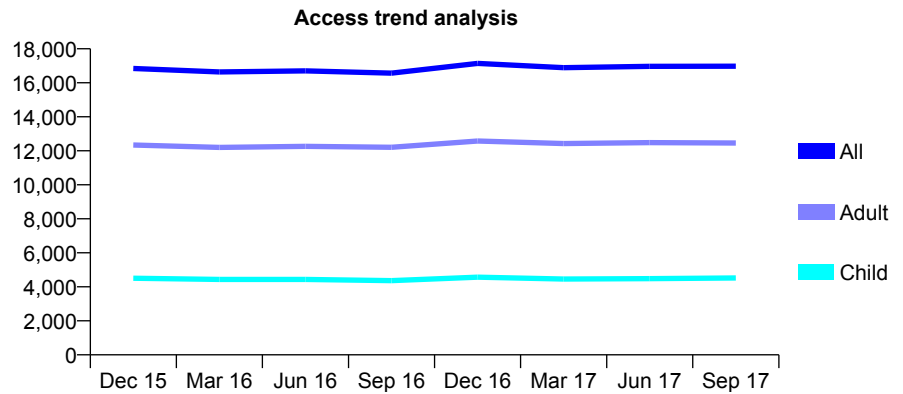
Q54 - Vital Signs At a Glance Contract Report for 186813/0001 - September 2017

Name or company name	The Smile Centre(Birmingham) Ltd
Contract type name	GDS Contract
Purpose of contract	General and Orthodontic
Contract start date	28/06/2012
Contract end date	

17/18 Contracted general activity (UDA)	45,903
Carry forward general activity (UDA)	-159
17/18 Contracted orthodontic activity (UOA)	2
Carry forward orthodontic activity (UOA)	0
Baseline contract value	£1,153,021.44

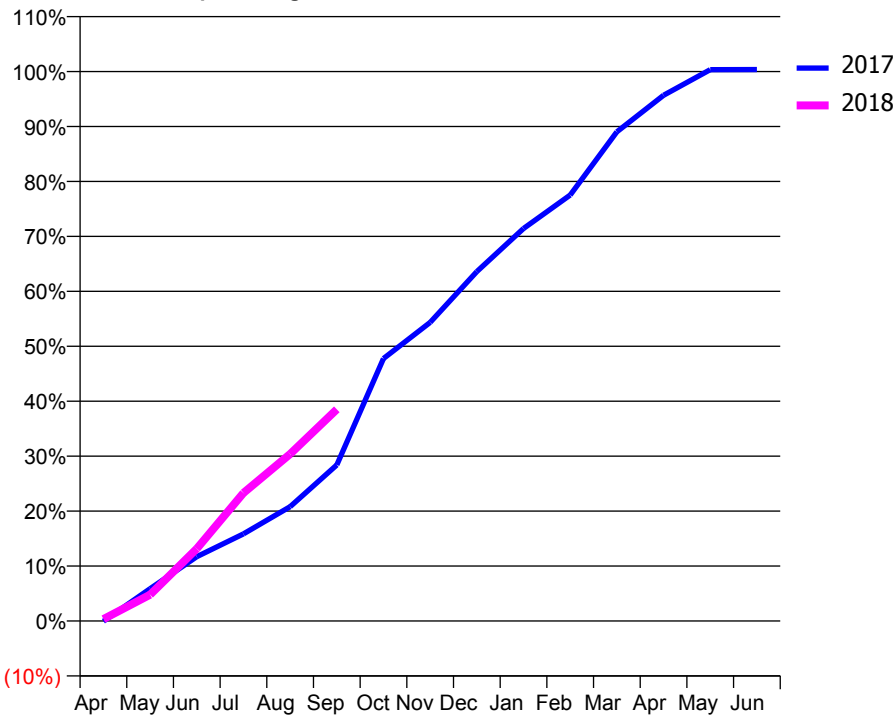
ACCESS*

Patients seen in 24 months	Total	Change since previous quarter
Quarter ending September 2016	16,572	
Quarter ending December 2016	17,143	↑
Quarter ending March 2017	16,888	↓
Quarter ending June 2017	16,969	→
Quarter ending September 2017	16,977	→
Variance since September 2016	2.4%	↑



ACTIVITY

Cumulative percentage of contracted UDA delivered 2017 & 2018



Month	Adjusted Scheduled Activity (UDA)	
	2017	2018
April	-28	159
May	2,706	2,195
June	5,378	6,044
July	7,282	10,701
August	9,549	13,953
September	13,040	17,686
October	21,933	
November	24,946	
December	29,190	
January	32,790	
February	35,583	
March	40,865	
April	43,916	
May	46,056	
June	46,061	

QUALITY

	Quantity	Base Number	Contract	AT	Region	England
% of FP17s for the same patient ID Re-attending within 3 months - Children	99	2,470	4.0%	9.9%	11.6%	11.9%
% of FP17s for the same patient ID Re-attending within 3 months - Adults	881	6,458	13.6%	14.7%	15.2%	15.9%
% of FP17s for the same patient ID Re-attending between 3 & 9 months - Children	982	2,470	39.8%	51.5%	59.1%	58.1%
% of FP17s for the same patient ID Re-attending between 3 & 9 months - Adults	2,641	6,458	40.9%	47.4%	51.7%	50.6%
% of FP17s for Band 1 Urgent Courses	176	6,383	2.8%	8.1%	8.0%	9.1%
% of FP17s Relating to Free Repair or Replacements	56	6,383	0.9%	0.7%	0.8%	0.8%
% of FP17s Relating to Continuations	84	6,383	1.3%	0.8%	1.0%	1.1%
% of Patients satisfied with the dentistry they have received	13	13	100.0%	91.3%	91.5%	91.4%
% of Patients satisfied with the time they had to wait for an appointment	13	13	100.0%	90.2%	88.2%	87.7%

* This is based on patients treated on this contract for their most recent course of treatment. Figures in italics indicate the base number of FP17s or Patient Questionnaire responses are less than 100. N/A is shown where the base number of responses is less than 10 during the period. % is calculated as Quantity/Base number*100

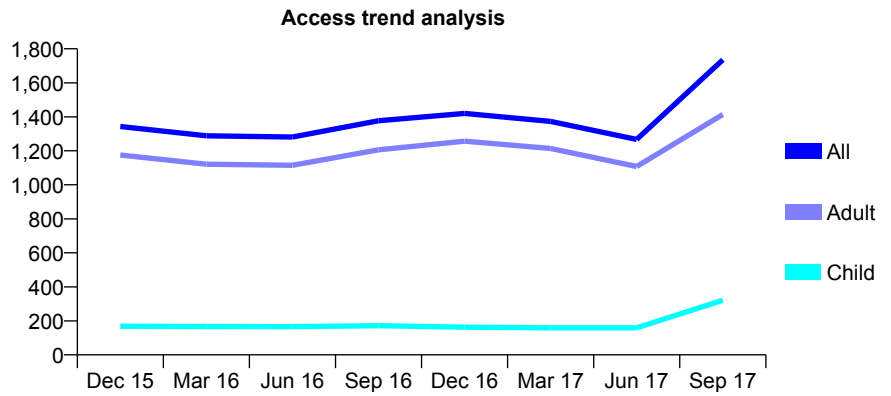
Q54 - Vital Signs At a Glance Contract Report for 188441/0001 - September 2017

Name or company name	Mr Sukhbir Singh & Mr L A Shiels
Contract type name	GDS Contract
Purpose of contract	General
Contract start date	01/12/2011
Contract end date	

17/18 Contracted general activity (UDA)	4,374
Carry forward general activity (UDA)	-71
17/18 Contracted orthodontic activity (UOA)	0
Carry forward orthodontic activity (UOA)	0
Baseline contract value	£97,022.42

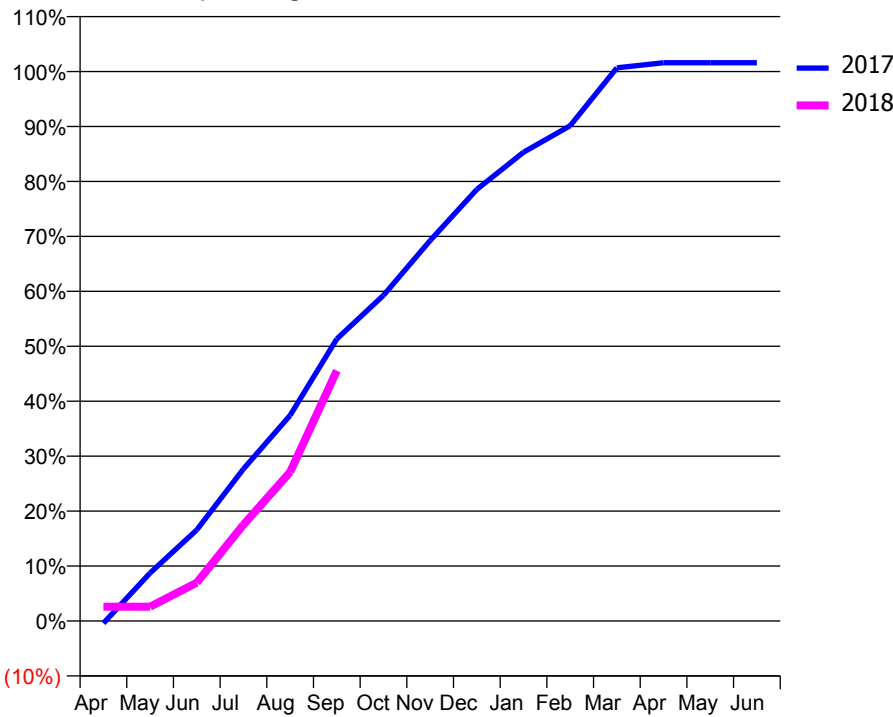
ACCESS*

Patients seen in 24 months	Total	Change since previous quarter
Quarter ending September 2016	1,377	
Quarter ending December 2016	1,420	↑
Quarter ending March 2017	1,373	↓
Quarter ending June 2017	1,267	↓
Quarter ending September 2017	1,735	↑
Variance since September 2016	26.0%	↑



ACTIVITY

Cumulative percentage of contracted UDA delivered 2017 & 2018



Adjusted Scheduled Activity (UDA)		
Month	2017	2018
April	-18	114
May	383	114
June	725	306
July	1,211	767
August	1,637	1,186
September	2,245	1,993
October	2,592	
November	3,029	
December	3,435	
January	3,731	
February	3,943	
March	4,403	
April	4,444	
May	4,444	
June	4,444	

QUALITY

	Quantity	Base Number	Contract	AT	Region	England
% of FP17s for the same patient ID Re-attending within 3 months - Children	2	262	0.8%	9.9%	11.6%	11.9%
% of FP17s for the same patient ID Re-attending within 3 months - Adults	18	504	3.6%	14.7%	15.2%	15.9%
% of FP17s for the same patient ID Re-attending between 3 & 9 months - Children	30	262	11.5%	51.5%	59.1%	58.1%
% of FP17s for the same patient ID Re-attending between 3 & 9 months - Adults	45	504	8.9%	47.4%	51.7%	50.6%
% of FP17s for Band 1 Urgent Courses	14	760	1.8%	8.1%	8.0%	9.1%
% of FP17s Relating to Free Repair or Replacements	3	760	0.4%	0.7%	0.8%	0.8%
% of FP17s Relating to Continuations	5	760	0.7%	0.8%	1.0%	1.1%
% of Patients satisfied with the dentistry they have received	2	2	N/A	91.3%	91.5%	91.4%
% of Patients satisfied with the time they had to wait for an appointment	2	2	N/A	90.2%	88.2%	87.7%

* This is based on patients treated on this contract for their most recent course of treatment. Figures in italics indicate the base number of FP17s or Patient Questionnaire responses are less than 100. N/A is shown where the base number of responses is less than 10 during the period. % is calculated as Quantity/Base number*100

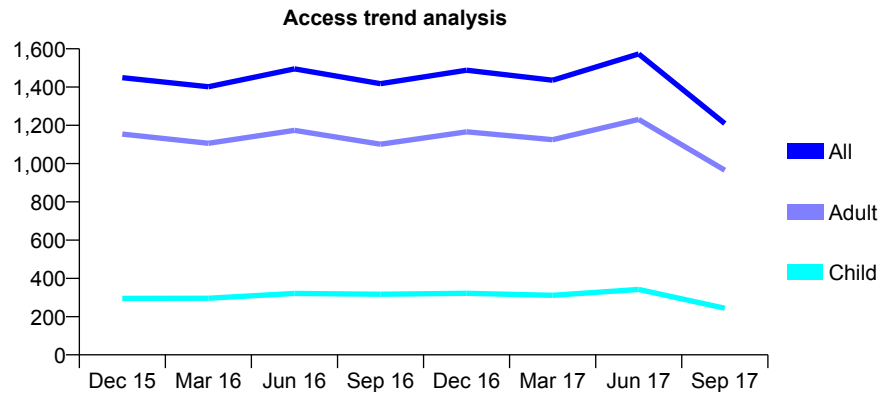
Q54 - Vital Signs At a Glance Contract Report for 188441/0002 - September 2017

Name or company name	Mr Sukhbir Singh & Mr L A Shiels
Contract type name	GDS Contract
Purpose of contract	General
Contract start date	01/12/2011
Contract end date	

17/18 Contracted general activity (UDA)	3,685
Carry forward general activity (UDA)	-58
17/18 Contracted orthodontic activity (UOA)	0
Carry forward orthodontic activity (UOA)	0
Baseline contract value	£73,991.73

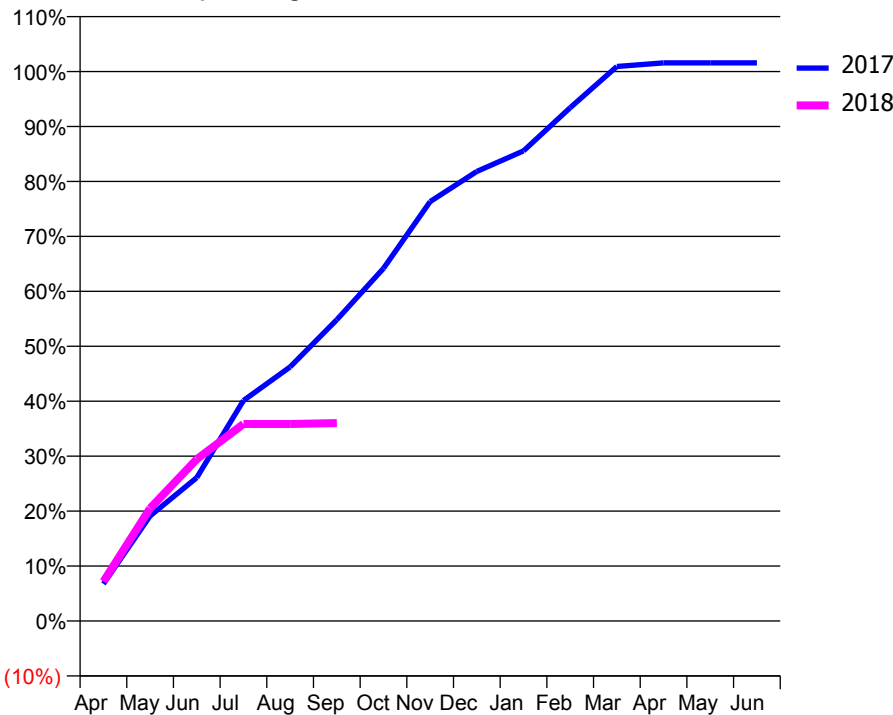
ACCESS*

Patients seen in 24 months	Total	Change since previous quarter
Quarter ending September 2016	1,418	
Quarter ending December 2016	1,488	↑
Quarter ending March 2017	1,436	↓
Quarter ending June 2017	1,573	↑
Quarter ending September 2017	1,209	↓
Variance since September 2016	(14.7%)	↓



ACTIVITY

Cumulative percentage of contracted UDA delivered 2017 & 2018



Month	Adjusted Scheduled Activity (UDA)	
	2017	2018
April	249	265
May	705	756
June	962	1,085
July	1,479	1,322
August	1,704	1,322
September	2,021	1,328
October	2,365	
November	2,813	
December	3,015	
January	3,153	
February	3,442	
March	3,719	
April	3,743	
May	3,743	
June	3,743	

QUALITY

	Quantity	Base Number	Contract	AT	Region	England
% of FP17s for the same patient ID Re-attending within 3 months - Children	7	141	5.0%	9.9%	11.6%	11.9%
% of FP17s for the same patient ID Re-attending within 3 months - Adults	27	366	7.4%	14.7%	15.2%	15.9%
% of FP17s for the same patient ID Re-attending between 3 & 9 months - Children	33	141	23.4%	51.5%	59.1%	58.1%
% of FP17s for the same patient ID Re-attending between 3 & 9 months - Adults	89	366	24.3%	47.4%	51.7%	50.6%
% of FP17s for Band 1 Urgent Courses	18	505	3.6%	8.1%	8.0%	9.1%
% of FP17s Relating to Free Repair or Replacements	1	505	0.2%	0.7%	0.8%	0.8%
% of FP17s Relating to Continuations	10	505	2.0%	0.8%	1.0%	1.1%
% of Patients satisfied with the dentistry they have received	1	1	N/A	91.3%	91.5%	91.4%
% of Patients satisfied with the time they had to wait for an appointment	1	1	N/A	90.2%	88.2%	87.7%

* This is based on patients treated on this contract for their most recent course of treatment. Figures in italics indicate the base number of FP17s or Patient Questionnaire responses are less than 100. N/A is shown where the base number of responses is less than 10 during the period. % is calculated as Quantity/Base number*100

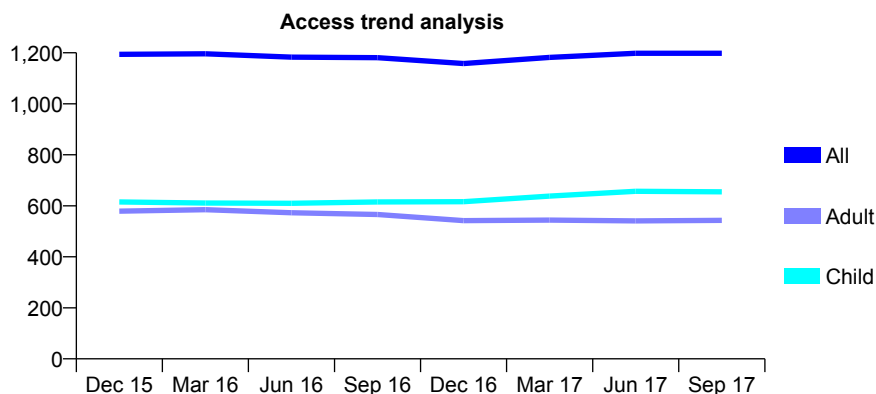
Q54 - Vital Signs At a Glance Contract Report for 188514/0001 - September 2017

Name or company name	The Wall Heath Dental Practice
Contract type name	GDS Contract
Purpose of contract	General
Contract start date	01/09/2008
Contract end date	

17/18 Contracted general activity (UDA)	3,710
Carry forward general activity (UDA)	0
17/18 Contracted orthodontic activity (UOA)	0
Carry forward orthodontic activity (UOA)	0
Baseline contract value	£98,697.85

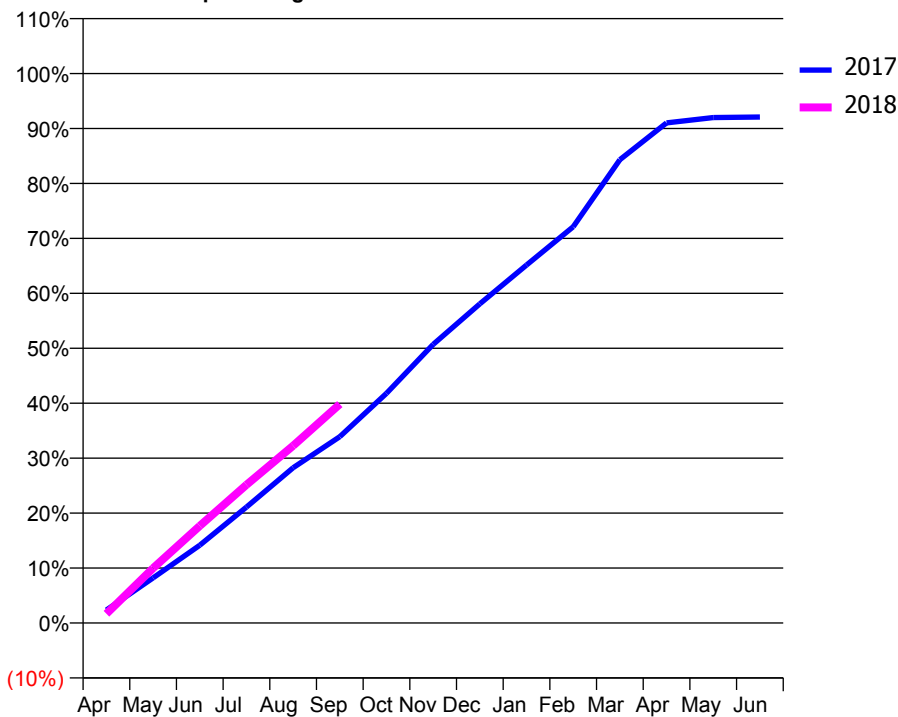
ACCESS*

Patients seen in 24 months	Total	Change since previous quarter
Quarter ending September 2016	1,181	
Quarter ending December 2016	1,158	↓
Quarter ending March 2017	1,182	↑
Quarter ending June 2017	1,198	→
Quarter ending September 2017	1,198	→
Variance since September 2016	1.4%	→



ACTIVITY

Cumulative percentage of contracted UDA delivered 2017 & 2018



Month	Adjusted Scheduled Activity (UDA)	
	2017	2018
April	88	63
May	305	371
June	525	656
July	783	934
August	1,048	1,197
September	1,258	1,478
October	1,551	
November	1,881	
December	2,155	
January	2,417	
February	2,676	
March	3,128	
April	3,377	
May	3,413	
June	3,416	

QUALITY

	Quantity	Base Number	Contract	AT	Region	England
% of FP17s for the same patient ID Re-attending within 3 months - Children	48	649	7.4%	9.9%	11.6%	11.9%
% of FP17s for the same patient ID Re-attending within 3 months - Adults	47	379	12.4%	14.7%	15.2%	15.9%
% of FP17s for the same patient ID Re-attending between 3 & 9 months - Children	427	649	65.8%	51.5%	59.1%	58.1%
% of FP17s for the same patient ID Re-attending between 3 & 9 months - Adults	235	379	62.0%	47.4%	51.7%	50.6%
% of FP17s for Band 1 Urgent Courses	56	910	6.2%	8.1%	8.0%	9.1%
% of FP17s Relating to Free Repair or Replacements	0	910	0.0%	0.7%	0.8%	0.8%
% of FP17s Relating to Continuations	10	910	1.1%	0.8%	1.0%	1.1%
% of Patients satisfied with the dentistry they have received	6	6	N/A	91.3%	91.5%	91.4%
% of Patients satisfied with the time they had to wait for an appointment	6	6	N/A	90.2%	88.2%	87.7%

* This is based on patients treated on this contract for their most recent course of treatment. Figures in italics indicate the base number of FP17s or Patient Questionnaire responses are less than 100. N/A is shown where the base number of responses is less than 10 during the period. % is calculated as Quantity/Base number*100

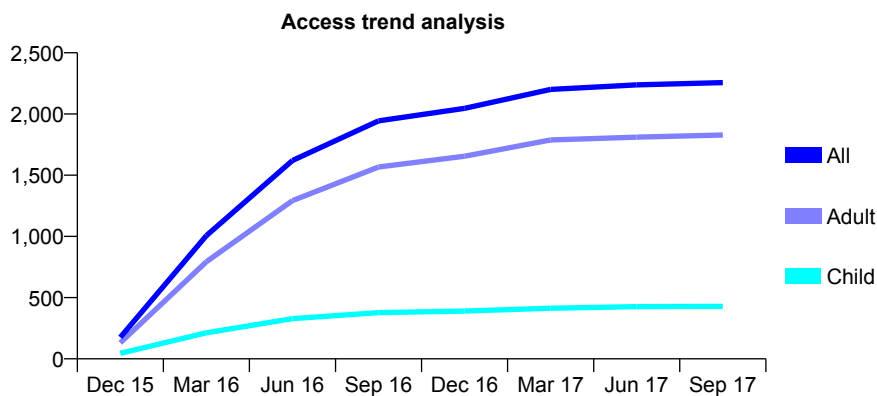
Q54 - Vital Signs At a Glance Contract Report for 189030/0001 - September 2017

Name or company name	Wordsley Dental Practice
Contract type name	GDS Contract
Purpose of contract	General
Contract start date	01/12/2015
Contract end date	

17/18 Contracted general activity (UDA)	6,934
Carry forward general activity (UDA)	-109
17/18 Contracted orthodontic activity (UOA)	0
Carry forward orthodontic activity (UOA)	0
Baseline contract value	£152,997.61

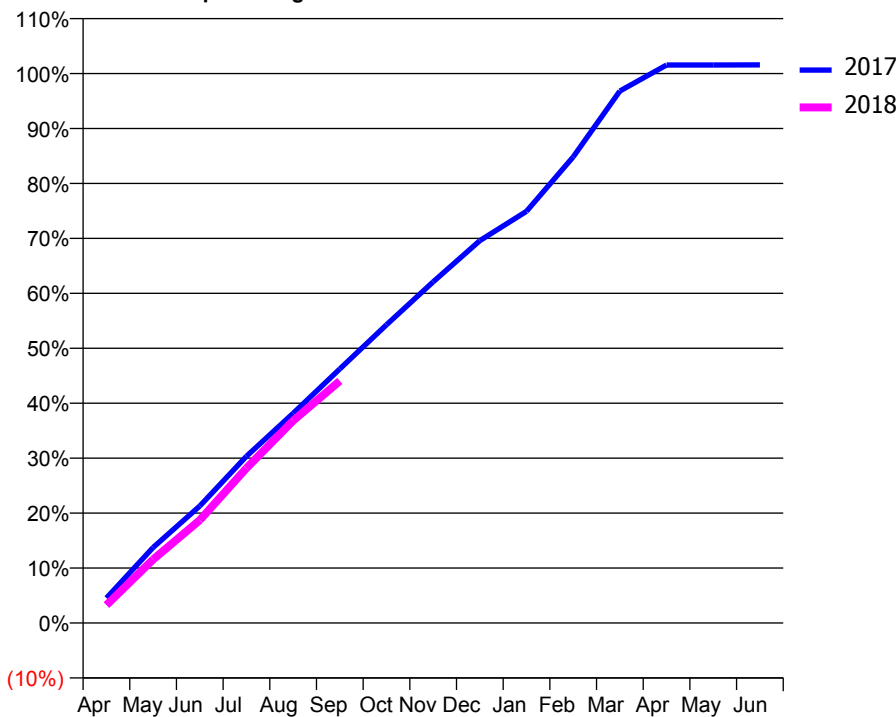
ACCESS*

Patients seen in 24 months	Total	Change since previous quarter
Quarter ending September 2016	1,944	
Quarter ending December 2016	2,046	↑
Quarter ending March 2017	2,201	↑
Quarter ending June 2017	2,238	→
Quarter ending September 2017	2,257	→
Variance since September 2016	16.1%	↑



ACTIVITY

Cumulative percentage of contracted UDA delivered 2017 & 2018



Month	Adjusted Scheduled Activity (UDA)	
	2017	2018
April	316	226
May	953	802
June	1,476	1,299
July	2,104	1,954
August	2,647	2,553
September	3,207	3,055
October	3,763	
November	4,306	
December	4,825	
January	5,196	
February	5,882	
March	6,713	
April	7,042	
May	7,042	
June	7,043	

QUALITY

	Quantity	Base Number	Contract	AT	Region	England
% of FP17s for the same patient ID Re-attending within 3 months - Children	7	280	2.5%	9.9%	11.6%	11.9%
% of FP17s for the same patient ID Re-attending within 3 months - Adults	137	1,351	10.1%	14.7%	15.2%	15.9%
% of FP17s for the same patient ID Re-attending between 3 & 9 months - Children	109	280	38.9%	51.5%	59.1%	58.1%
% of FP17s for the same patient ID Re-attending between 3 & 9 months - Adults	747	1,351	55.3%	47.4%	51.7%	50.6%
% of FP17s for Band 1 Urgent Courses	49	1,493	3.3%	8.1%	8.0%	9.1%
% of FP17s Relating to Free Repair or Replacements	30	1,493	2.0%	0.7%	0.8%	0.8%
% of FP17s Relating to Continuations	20	1,493	1.3%	0.8%	1.0%	1.1%
% of Patients satisfied with the dentistry they have received	1	1	N/A	91.3%	91.5%	91.4%
% of Patients satisfied with the time they had to wait for an appointment	1	1	N/A	90.2%	88.2%	87.7%

* This is based on patients treated on this contract for their most recent course of treatment. Figures in italics indicate the base number of FP17s or Patient Questionnaire responses are less than 100. N/A is shown where the base number of responses is less than 10 during the period. % is calculated as Quantity/Base number*100

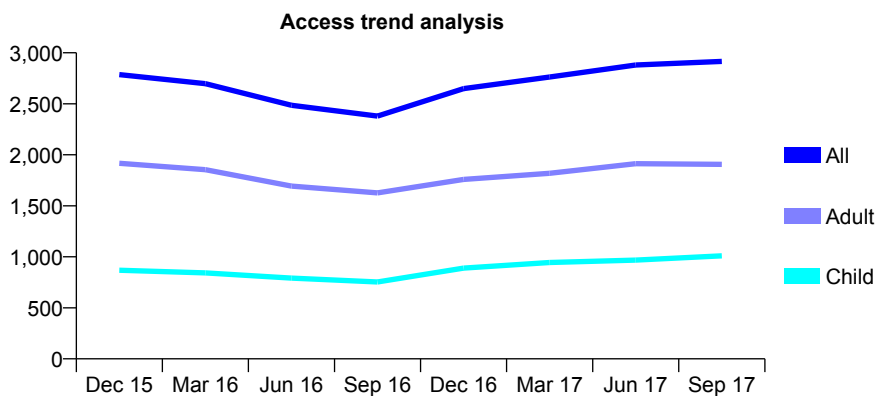
Q54 - Vital Signs At a Glance Contract Report for 189758/0001 - September 2017

Name or company name	Stratford Road Dental Surgery
Contract type name	GDS Contract
Purpose of contract	General
Contract start date	01/06/2011
Contract end date	

17/18 Contracted general activity (UDA)	14,796
Carry forward general activity (UDA)	0
17/18 Contracted orthodontic activity (UOA)	0
Carry forward orthodontic activity (UOA)	0
Baseline contract value	£403,494.66

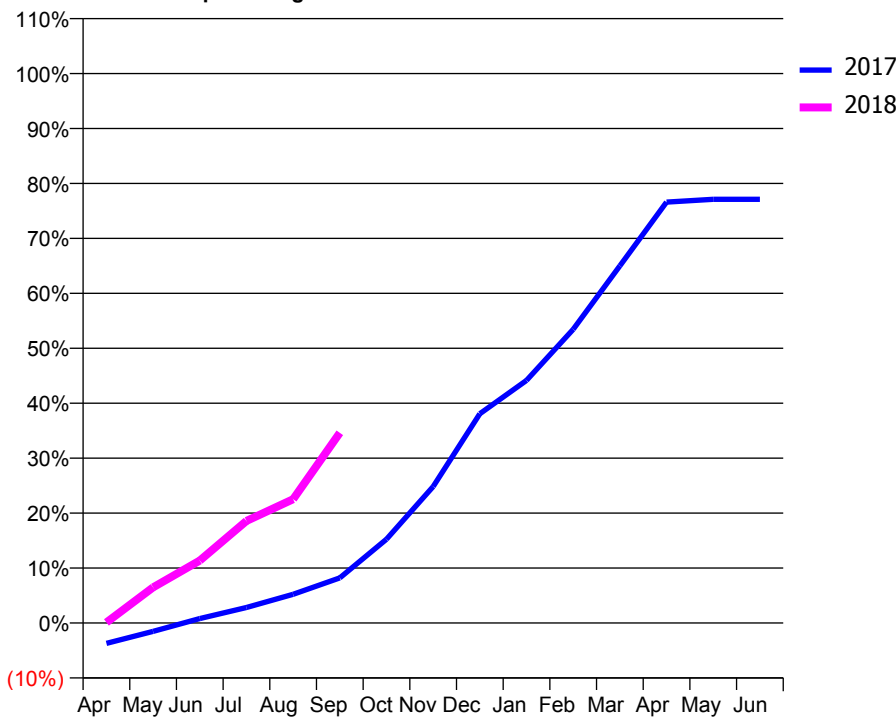
ACCESS*

Patients seen in 24 months	Total	Change since previous quarter
Quarter ending September 2016	2,380	
Quarter ending December 2016	2,649	↑
Quarter ending March 2017	2,763	↑
Quarter ending June 2017	2,881	↑
Quarter ending September 2017	2,916	→
Variance since September 2016	22.5%	↑



ACTIVITY

Cumulative percentage of contracted UDA delivered 2017 & 2018



Adjusted Scheduled Activity (UDA)

Month	2017	2018
April	-551	16
May	-229	962
June	120	1,683
July	419	2,747
August	772	3,333
September	1,217	5,123
October	2,257	
November	3,674	
December	5,636	
January	6,531	
February	7,910	
March	9,616	
April	11,334	
May	11,408	
June	11,408	

QUALITY

	Quantity	Base Number	Contract	AT	Region	England
% of FP17s for the same patient ID Re-attending within 3 months - Children	45	573	7.9%	9.9%	11.6%	11.9%
% of FP17s for the same patient ID Re-attending within 3 months - Adults	141	1,013	13.9%	14.7%	15.2%	15.9%
% of FP17s for the same patient ID Re-attending between 3 & 9 months - Children	176	573	30.7%	51.5%	59.1%	58.1%
% of FP17s for the same patient ID Re-attending between 3 & 9 months - Adults	290	1,013	28.6%	47.4%	51.7%	50.6%
% of FP17s for Band 1 Urgent Courses	151	1,247	12.1%	8.1%	8.0%	9.1%
% of FP17s Relating to Free Repair or Replacements	0	1,247	0.0%	0.7%	0.8%	0.8%
% of FP17s Relating to Continuations	0	1,247	0.0%	0.8%	1.0%	1.1%
% of Patients satisfied with the dentistry they have received	2	2	N/A	91.3%	91.5%	91.4%
% of Patients satisfied with the time they had to wait for an appointment	2	2	N/A	90.2%	88.2%	87.7%

* This is based on patients treated on this contract for their most recent course of treatment. Figures in italics indicate the base number of FP17s or Patient Questionnaire responses are less than 100. N/A is shown where the base number of responses is less than 10 during the period. % is calculated as Quantity/Base number*100

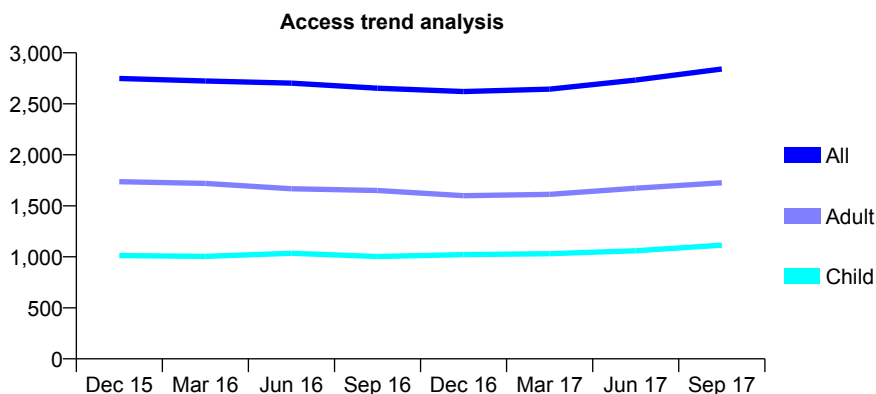
Q54 - Vital Signs At a Glance Contract Report for 190012/0001 - September 2017

Name or company name	Smile by Smile Wolverhampton
Contract type name	GDS Contract
Purpose of contract	General
Contract start date	01/10/2012
Contract end date	

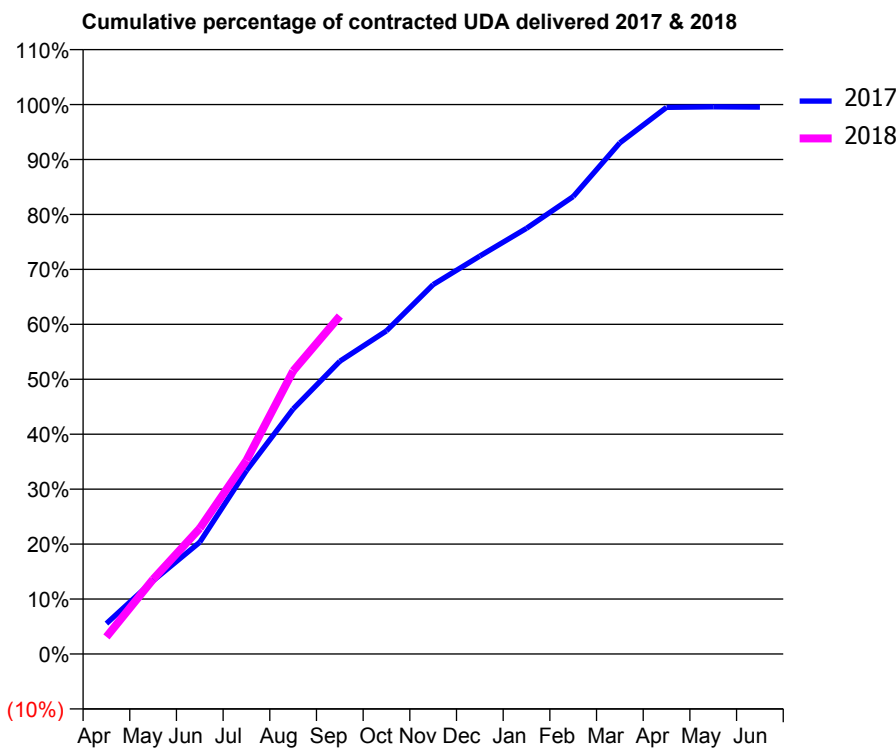
17/18 Contracted general activity (UDA)	6,174
Carry forward general activity (UDA)	29
17/18 Contracted orthodontic activity (UOA)	0
Carry forward orthodontic activity (UOA)	0
Baseline contract value	£136,658.01

ACCESS*

Patients seen in 24 months	Total	Change since previous quarter
Quarter ending September 2016	2,653	
Quarter ending December 2016	2,620	↓
Quarter ending March 2017	2,644	→
Quarter ending June 2017	2,733	↑
Quarter ending September 2017	2,841	↑
Variance since September 2016	7.1%	↑



ACTIVITY



Month	Adjusted Scheduled Activity (UDA)	
	2017	2018
April	342	193
May	824	840
June	1,257	1,412
July	2,061	2,176
August	2,753	3,180
September	3,290	3,797
October	3,631	
November	4,151	
December	4,472	
January	4,783	
February	5,139	
March	5,743	
April	6,142	
May	6,148	
June	6,145	

QUALITY

	Quantity	Base Number	Contract	AT	Region	England
% of FP17s for the same patient ID Re-attending within 3 months - Children	41	819	5.0%	9.9%	11.6%	11.9%
% of FP17s for the same patient ID Re-attending within 3 months - Adults	125	1,280	9.8%	14.7%	15.2%	15.9%
% of FP17s for the same patient ID Re-attending between 3 & 9 months - Children	500	819	61.1%	51.5%	59.1%	58.1%
% of FP17s for the same patient ID Re-attending between 3 & 9 months - Adults	327	1,280	25.5%	47.4%	51.7%	50.6%
% of FP17s for Band 1 Urgent Courses	92	1,961	4.7%	8.1%	8.0%	9.1%
% of FP17s Relating to Free Repair or Replacements	0	1,961	0.0%	0.7%	0.8%	0.8%
% of FP17s Relating to Continuations	0	1,961	0.0%	0.8%	1.0%	1.1%
% of Patients satisfied with the dentistry they have received	2	2	N/A	91.3%	91.5%	91.4%
% of Patients satisfied with the time they had to wait for an appointment	1	2	N/A	90.2%	88.2%	87.7%

* This is based on patients treated on this contract for their most recent course of treatment. Figures in italics indicate the base number of FP17s or Patient Questionnaire responses are less than 100. N/A is shown where the base number of responses is less than 10 during the period. % is calculated as Quantity/Base number*100

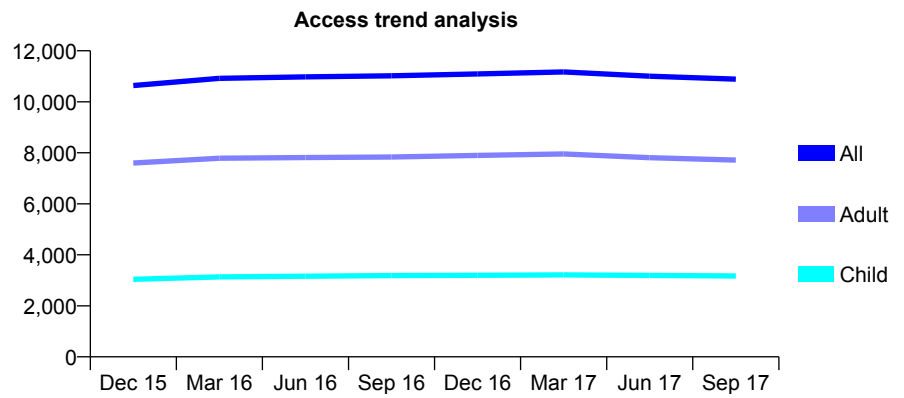
Q54 - Vital Signs At a Glance Contract Report for 190195/0008 - September 2017

Name or company name	Xeon Smiles UK Ltd
Contract type name	GDS Contract
Purpose of contract	General
Contract start date	01/04/2010
Contract end date	

17/18 Contracted general activity (UDA)	29,744
Carry forward general activity (UDA)	-249
17/18 Contracted orthodontic activity (UOA)	0
Carry forward orthodontic activity (UOA)	0
Baseline contract value	£727,804.45

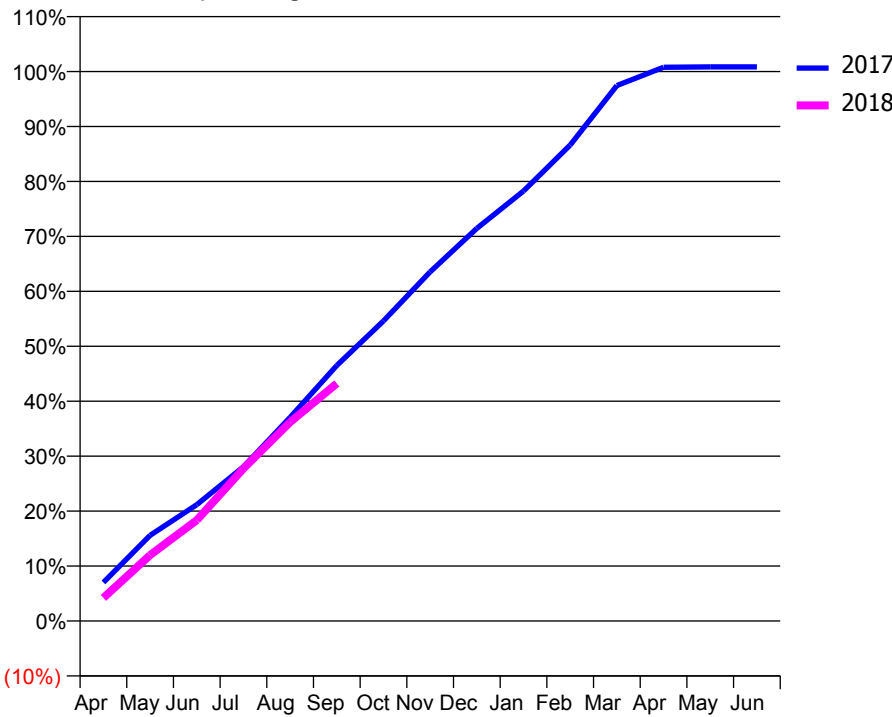
ACCESS*

Patients seen in 24 months	Total	Change since previous quarter
Quarter ending September 2016	11,020	
Quarter ending December 2016	11,095	→
Quarter ending March 2017	11,171	→
Quarter ending June 2017	11,002	↓
Quarter ending September 2017	10,887	↓
Variance since September 2016	(1.2%)	↓



ACTIVITY

Cumulative percentage of contracted UDA delivered 2017 & 2018



Month	Adjusted Scheduled Activity (UDA)	
	2017	2018
April	2,091	1,250
May	4,635	3,570
June	6,300	5,463
July	8,348	8,252
August	11,023	10,766
September	13,837	12,855
October	16,243	
November	18,898	
December	21,256	
January	23,272	
February	25,763	
March	28,986	
April	29,974	
May	29,995	
June	29,993	

QUALITY

	Quantity	Base Number	Contract	AT	Region	England
% of FP17s for the same patient ID Re-attending within 3 months - Children	91	2,011	4.5%	9.9%	11.6%	11.9%
% of FP17s for the same patient ID Re-attending within 3 months - Adults	526	4,021	13.1%	14.7%	15.2%	15.9%
% of FP17s for the same patient ID Re-attending between 3 & 9 months - Children	1,162	2,011	57.8%	51.5%	59.1%	58.1%
% of FP17s for the same patient ID Re-attending between 3 & 9 months - Adults	1,853	4,021	46.1%	47.4%	51.7%	50.6%
% of FP17s for Band 1 Urgent Courses	443	5,614	7.9%	8.1%	8.0%	9.1%
% of FP17s Relating to Free Repair or Replacements	51	5,614	0.9%	0.7%	0.8%	0.8%
% of FP17s Relating to Continuations	13	5,614	0.2%	0.8%	1.0%	1.1%
% of Patients satisfied with the dentistry they have received	12	14	85.7%	91.3%	91.5%	91.4%
% of Patients satisfied with the time they had to wait for an appointment	9	14	64.3%	90.2%	88.2%	87.7%

* This is based on patients treated on this contract for their most recent course of treatment. Figures in italics indicate the base number of FP17s or Patient Questionnaire responses are less than 100. N/A is shown where the base number of responses is less than 10 during the period. % is calculated as Quantity/Base number*100

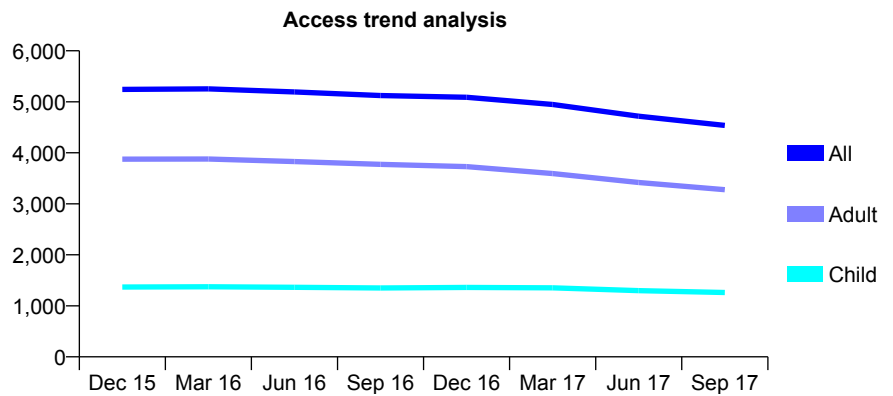
Q54 - Vital Signs At a Glance Contract Report for 190195/0019 - September 2017

Name or company name	Xeon Smiles UK Ltd
Contract type name	GDS Contract
Purpose of contract	General
Contract start date	18/07/2012
Contract end date	

17/18 Contracted general activity (UDA)	16,944
Carry forward general activity (UDA)	-79
17/18 Contracted orthodontic activity (UOA)	0
Carry forward orthodontic activity (UOA)	0
Baseline contract value	£405,070.74

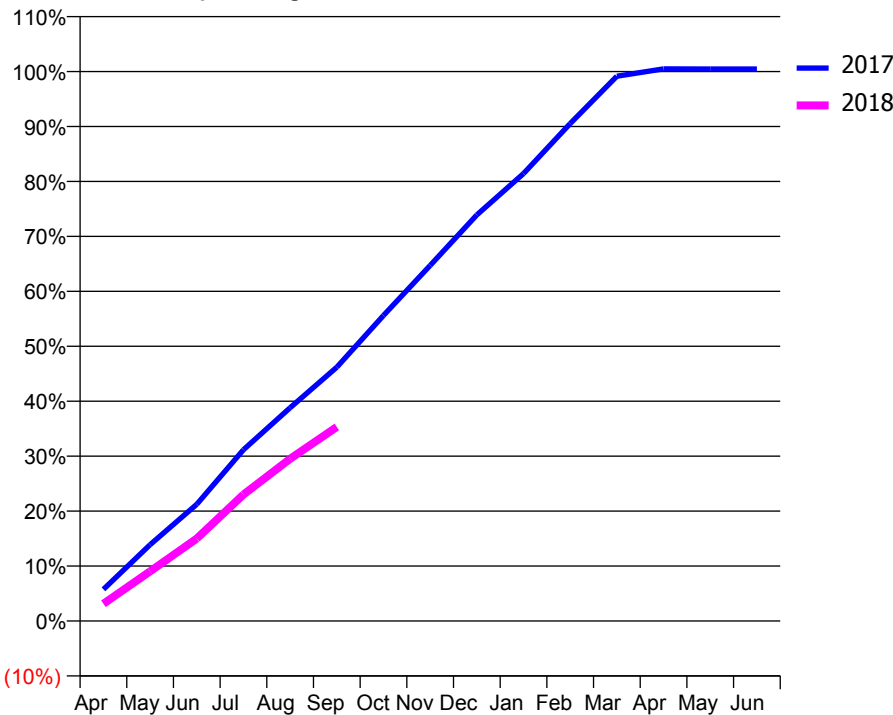
ACCESS*

Patients seen in 24 months	Total	Change since previous quarter
Quarter ending September 2016	5,124	
Quarter ending December 2016	5,090	→
Quarter ending March 2017	4,948	↓
Quarter ending June 2017	4,718	↓
Quarter ending September 2017	4,538	↓
Variance since September 2016	(11.4%)	↓



ACTIVITY

Cumulative percentage of contracted UDA delivered 2017 & 2018



Month	Adjusted Scheduled Activity (UDA)	
	2017	2018
April	978	533
May	2,353	1,533
June	3,598	2,542
July	5,282	3,900
August	6,577	5,000
September	7,828	5,985
October	9,421	
November	10,966	
December	12,524	
January	13,796	
February	15,340	
March	16,800	
April	17,026	
May	17,023	
June	17,023	

QUALITY

	Quantity	Base Number	Contract	AT	Region	England
% of FP17s for the same patient ID Re-attending within 3 months - Children	50	774	6.5%	9.9%	11.6%	11.9%
% of FP17s for the same patient ID Re-attending within 3 months - Adults	403	1,854	21.7%	14.7%	15.2%	15.9%
% of FP17s for the same patient ID Re-attending between 3 & 9 months - Children	479	774	61.9%	51.5%	59.1%	58.1%
% of FP17s for the same patient ID Re-attending between 3 & 9 months - Adults	896	1,854	48.3%	47.4%	51.7%	50.6%
% of FP17s for Band 1 Urgent Courses	321	2,502	12.8%	8.1%	8.0%	9.1%
% of FP17s Relating to Free Repair or Replacements	14	2,502	0.6%	0.7%	0.8%	0.8%
% of FP17s Relating to Continuations	1	2,502	0.0%	0.8%	1.0%	1.1%
% of Patients satisfied with the dentistry they have received	6	7	N/A	91.3%	91.5%	91.4%
% of Patients satisfied with the time they had to wait for an appointment	6	7	N/A	90.2%	88.2%	87.7%

* This is based on patients treated on this contract for their most recent course of treatment. Figures in italics indicate the base number of FP17s or Patient Questionnaire responses are less than 100. N/A is shown where the base number of responses is less than 10 during the period. % is calculated as Quantity/Base number*100

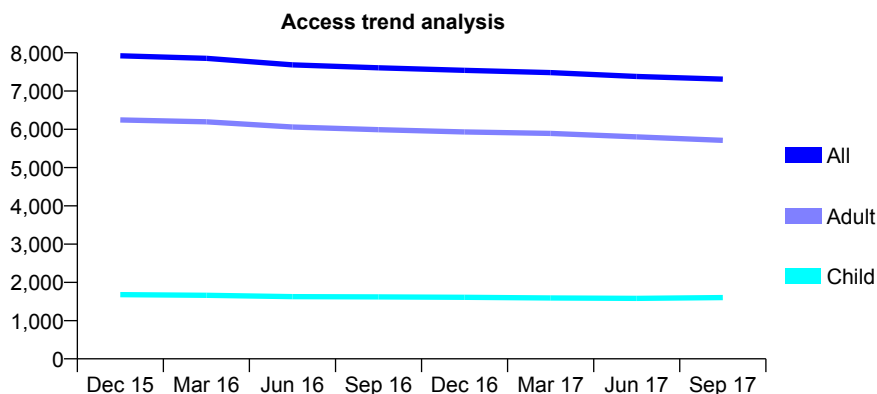
Q54 - Vital Signs At a Glance Contract Report for 190489/0001 - September 2017

Name or company name	Titley, Darby, Dehal and Associates
Contract type name	GDS Contract
Purpose of contract	General and Orthodontic
Contract start date	01/11/2011
Contract end date	

17/18 Contracted general activity (UDA)	27,023
Carry forward general activity (UDA)	0
17/18 Contracted orthodontic activity (UOA)	205
Carry forward orthodontic activity (UOA)	0
Baseline contract value	£656,605.01

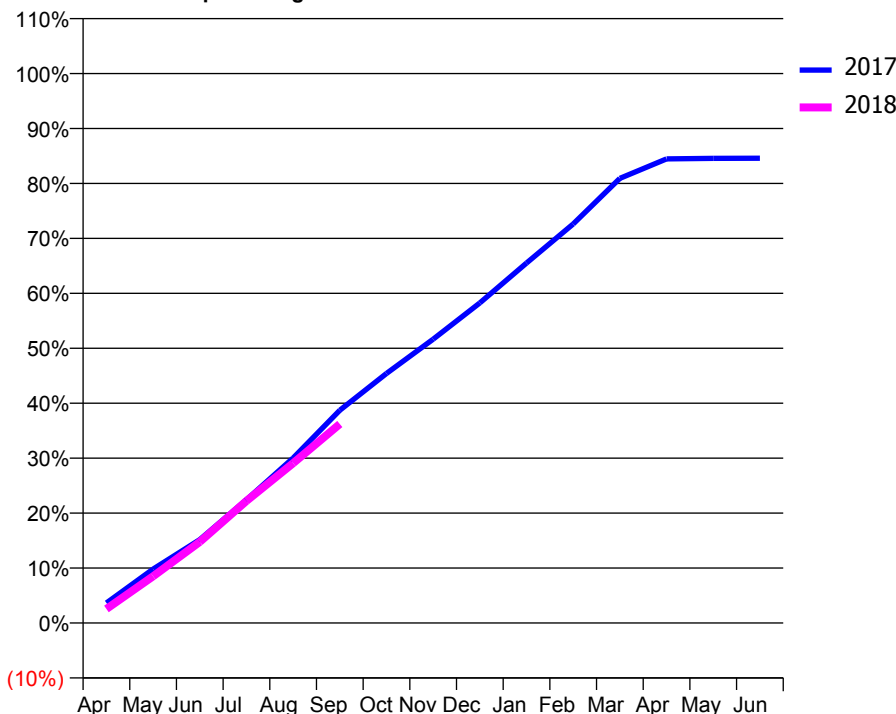
ACCESS*

Patients seen in 24 months	Total	Change since previous quarter
Quarter ending September 2016	7,608	
Quarter ending December 2016	7,541	→
Quarter ending March 2017	7,484	→
Quarter ending June 2017	7,383	↓
Quarter ending September 2017	7,311	→
Variance since September 2016	(3.9%)	↓



ACTIVITY

Cumulative percentage of contracted UDA delivered 2017 & 2018



Adjusted Scheduled Activity (UDA)

Month	2017	2018
April	985	690
May	2,654	2,301
June	4,105	3,991
July	6,062	6,003
August	8,117	7,861
September	10,464	9,787
October	12,273	
November	13,960	
December	15,741	
January	17,703	
February	19,623	
March	21,867	
April	22,825	
May	22,853	
June	22,854	

QUALITY

	Quantity	Base Number	Contract	AT	Region	England
% of FP17s for the same patient ID Re-attending within 3 months - Children	97	1,327	7.3%	9.9%	11.6%	11.9%
% of FP17s for the same patient ID Re-attending within 3 months - Adults	666	4,424	15.1%	14.7%	15.2%	15.9%
% of FP17s for the same patient ID Re-attending between 3 & 9 months - Children	887	1,327	66.8%	51.5%	59.1%	58.1%
% of FP17s for the same patient ID Re-attending between 3 & 9 months - Adults	2,767	4,424	62.5%	47.4%	51.7%	50.6%
% of FP17s for Band 1 Urgent Courses	516	5,226	9.9%	8.1%	8.0%	9.1%
% of FP17s Relating to Free Repair or Replacements	40	5,226	0.8%	0.7%	0.8%	0.8%
% of FP17s Relating to Continuations	40	5,226	0.8%	0.8%	1.0%	1.1%
% of Patients satisfied with the dentistry they have received	14	15	93.3%	91.3%	91.5%	91.4%
% of Patients satisfied with the time they had to wait for an appointment	10	15	66.7%	90.2%	88.2%	87.7%

* This is based on patients treated on this contract for their most recent course of treatment. Figures in italics indicate the base number of FP17s or Patient Questionnaire responses are less than 100. N/A is shown where the base number of responses is less than 10 during the period. % is calculated as Quantity/Base number*100

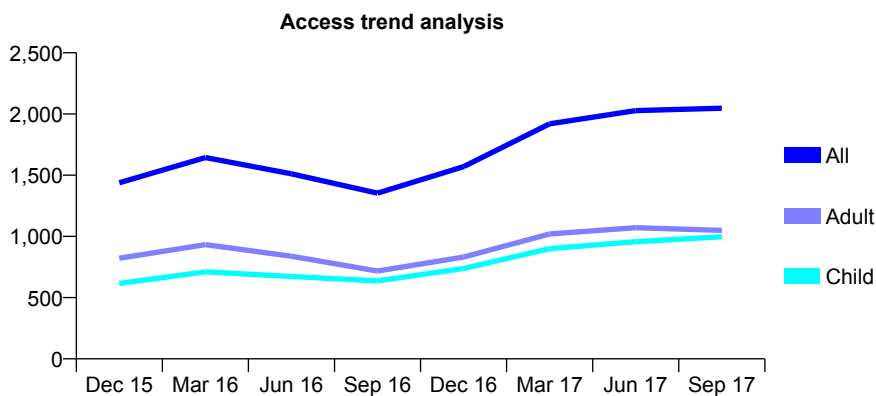
Q54 - Vital Signs At a Glance Contract Report for 193542/0001 - September 2017

Name or company name	Newtown Dental Practice
Contract type name	GDS Contract
Purpose of contract	General
Contract start date	01/07/2011
Contract end date	

17/18 Contracted general activity (UDA)	3,875
Carry forward general activity (UDA)	0
17/18 Contracted orthodontic activity (UOA)	0
Carry forward orthodontic activity (UOA)	0
Baseline contract value	£97,605.58

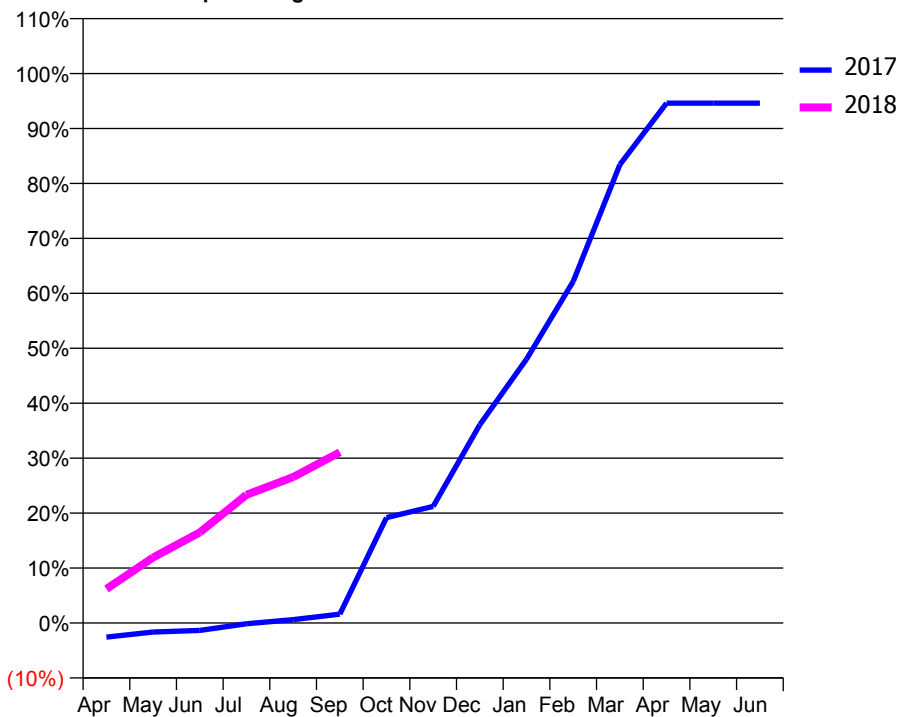
ACCESS*

Patients seen in 24 months	Total	Change since previous quarter
Quarter ending September 2016	1,354	
Quarter ending December 2016	1,570	↑
Quarter ending March 2017	1,920	↑
Quarter ending June 2017	2,028	↑
Quarter ending September 2017	2,047	→
Variance since September 2016	51.2%	↑



ACTIVITY

Cumulative percentage of contracted UDA delivered 2017 & 2018



Adjusted Scheduled Activity (UDA)

Month	2017	2018
April	-100	240
May	-64	462
June	-53	639
July	-6	904
August	24	1,029
September	62	1,204
October	744	
November	823	
December	1,399	
January	1,860	
February	2,409	
March	3,233	
April	3,666	
May	3,666	
June	3,666	

QUALITY

	Quantity	Base Number	Contract	AT	Region	England
% of FP17s for the same patient ID Re-attending within 3 months - Children	19	483	3.9%	9.9%	11.6%	11.9%
% of FP17s for the same patient ID Re-attending within 3 months - Adults	8	405	2.0%	14.7%	15.2%	15.9%
% of FP17s for the same patient ID Re-attending between 3 & 9 months - Children	153	483	31.7%	51.5%	59.1%	58.1%
% of FP17s for the same patient ID Re-attending between 3 & 9 months - Adults	70	405	17.3%	47.4%	51.7%	50.6%
% of FP17s for Band 1 Urgent Courses	31	717	4.3%	8.1%	8.0%	9.1%
% of FP17s Relating to Free Repair or Replacements	0	717	0.0%	0.7%	0.8%	0.8%
% of FP17s Relating to Continuations	0	717	0.0%	0.8%	1.0%	1.1%
% of Patients satisfied with the dentistry they have received	3	3	N/A	91.3%	91.5%	91.4%
% of Patients satisfied with the time they had to wait for an appointment	3	3	N/A	90.2%	88.2%	87.7%

* This is based on patients treated on this contract for their most recent course of treatment. Figures in italics indicate the base number of FP17s or Patient Questionnaire responses are less than 100. N/A is shown where the base number of responses is less than 10 during the period. % is calculated as Quantity/Base number*100

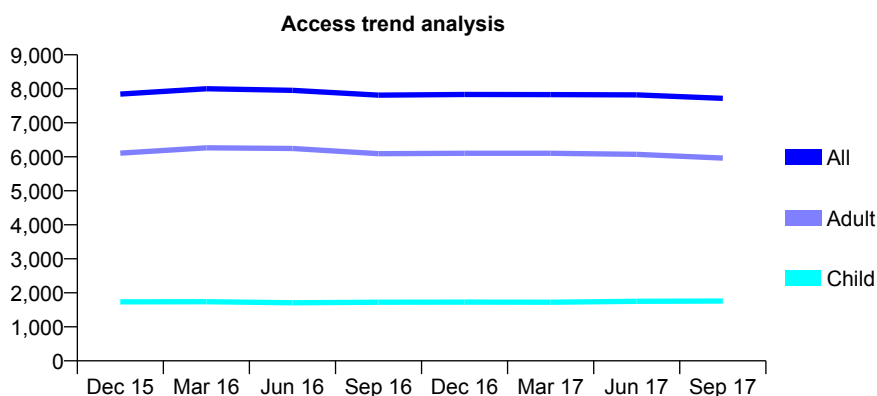
Q54 - Vital Signs At a Glance Contract Report for 195685/0001 - September 2017

Name or company name	Wolverhampton dental care
Contract type name	GDS Contract
Purpose of contract	General
Contract start date	01/04/2014
Contract end date	

17/18 Contracted general activity (UDA)	22,943
Carry forward general activity (UDA)	0
17/18 Contracted orthodontic activity (UOA)	0
Carry forward orthodontic activity (UOA)	0
Baseline contract value	£488,806.18

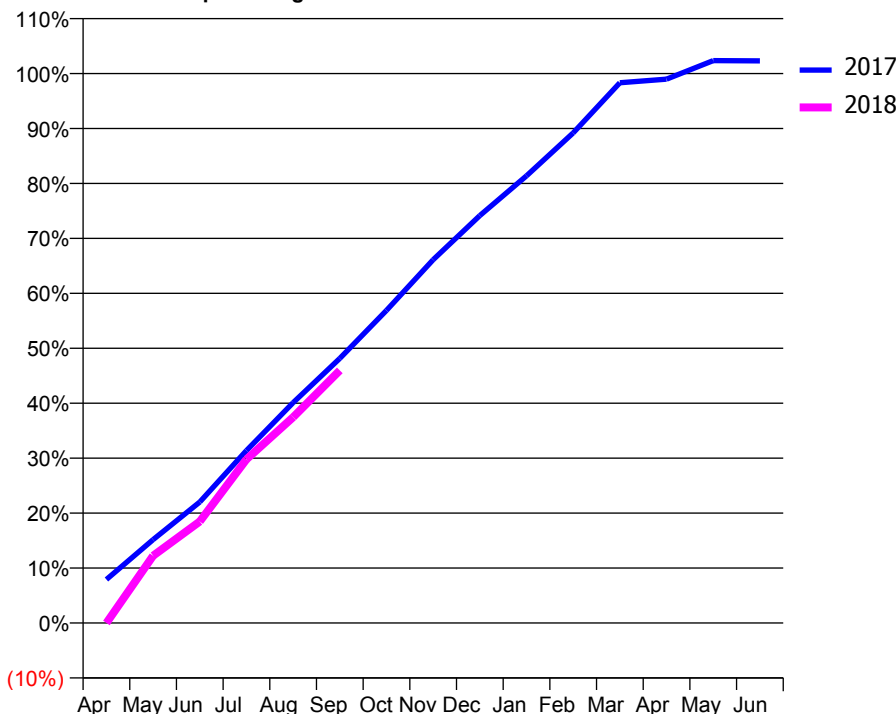
ACCESS*

Patients seen in 24 months	Total	Change since previous quarter
Quarter ending September 2016	7,814	
Quarter ending December 2016	7,832	→
Quarter ending March 2017	7,830	→
Quarter ending June 2017	7,821	→
Quarter ending September 2017	7,721	↓
Variance since September 2016	(1.2%)	↓



ACTIVITY

Cumulative percentage of contracted UDA delivered 2017 & 2018



Month	Adjusted Scheduled Activity (UDA)	
	2017	2018
April	1,819	0
May	3,480	2,809
June	5,053	4,239
July	7,200	6,834
August	9,202	8,591
September	11,046	10,549
October	13,053	
November	15,168	
December	17,011	
January	18,670	
February	20,464	
March	22,557	
April	22,707	
May	23,480	
June	23,468	

QUALITY

	Quantity	Base Number	Contract	AT	Region	England
% of FP17s for the same patient ID Re-attending within 3 months - Children	92	1,382	6.7%	9.9%	11.6%	11.9%
% of FP17s for the same patient ID Re-attending within 3 months - Adults	542	3,328	16.3%	14.7%	15.2%	15.9%
% of FP17s for the same patient ID Re-attending between 3 & 9 months - Children	784	1,382	56.7%	51.5%	59.1%	58.1%
% of FP17s for the same patient ID Re-attending between 3 & 9 months - Adults	1,167	3,328	35.1%	47.4%	51.7%	50.6%
% of FP17s for Band 1 Urgent Courses	319	4,355	7.3%	8.1%	8.0%	9.1%
% of FP17s Relating to Free Repair or Replacements	47	4,355	1.1%	0.7%	0.8%	0.8%
% of FP17s Relating to Continuations	83	4,355	1.9%	0.8%	1.0%	1.1%
% of Patients satisfied with the dentistry they have received	7	8	N/A	91.3%	91.5%	91.4%
% of Patients satisfied with the time they had to wait for an appointment	7	8	N/A	90.2%	88.2%	87.7%

* This is based on patients treated on this contract for their most recent course of treatment. Figures in italics indicate the base number of FP17s or Patient Questionnaire responses are less than 100. N/A is shown where the base number of responses is less than 10 during the period. % is calculated as Quantity/Base number*100

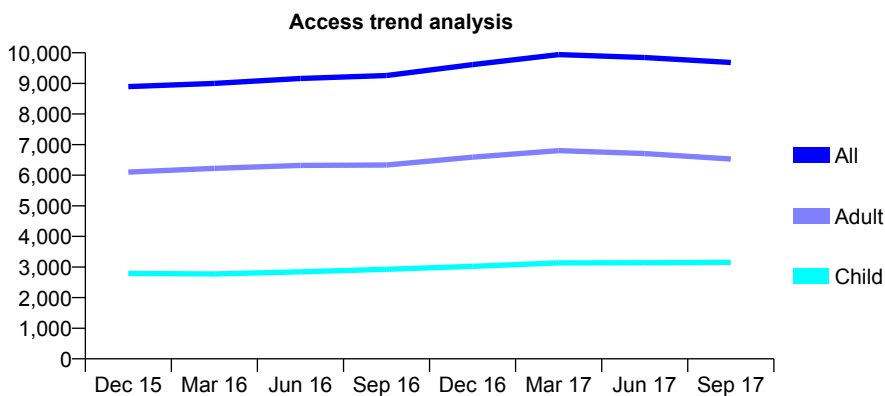
Q54 - Vital Signs At a Glance Contract Report for 196606/0001 - September 2017

Name or company name	Mr Anil Tandon and Mr Anoup Nandra
Contract type name	GDS Contract
Purpose of contract	General
Contract start date	01/04/2012
Contract end date	

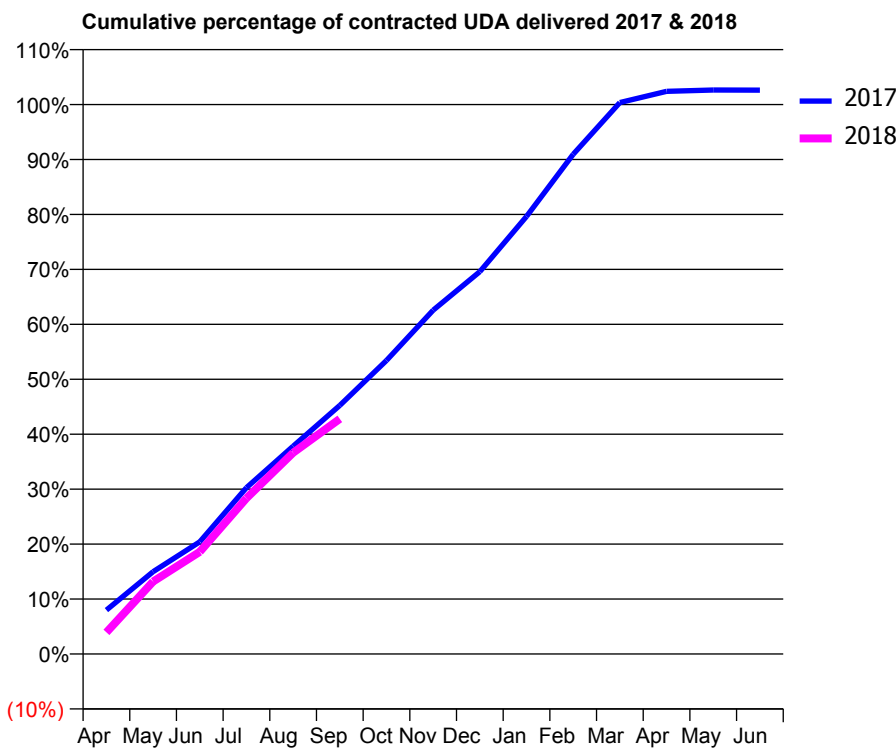
17/18 Contracted general activity (UDA)	29,289
Carry forward general activity (UDA)	0
17/18 Contracted orthodontic activity (UOA)	0
Carry forward orthodontic activity (UOA)	0
Baseline contract value	£931,562.06

ACCESS*

Patients seen in 24 months	Total	Change since previous quarter
Quarter ending September 2016	9,259	
Quarter ending December 2016	9,613	↑
Quarter ending March 2017	9,939	↑
Quarter ending June 2017	9,846	→
Quarter ending September 2017	9,683	↓
Variance since September 2016	4.6%	↑



ACTIVITY



Month	Adjusted Scheduled Activity (UDA)	
	2017	2018
April	2,340	1,153
May	4,387	3,864
June	5,983	5,446
July	8,864	8,305
August	11,080	10,731
September	13,250	12,533
October	15,644	
November	18,325	
December	20,384	
January	23,325	
February	26,634	
March	29,392	
April	29,987	
May	30,062	
June	30,053	

QUALITY

	Quantity	Base Number	Contract	AT	Region	England
% of FP17s for the same patient ID Re-attending within 3 months - Children	146	2,127	6.9%	9.9%	11.6%	11.9%
% of FP17s for the same patient ID Re-attending within 3 months - Adults	505	3,640	13.9%	14.7%	15.2%	15.9%
% of FP17s for the same patient ID Re-attending between 3 & 9 months - Children	1,226	2,127	57.6%	51.5%	59.1%	58.1%
% of FP17s for the same patient ID Re-attending between 3 & 9 months - Adults	1,821	3,640	50.0%	47.4%	51.7%	50.6%
% of FP17s for Band 1 Urgent Courses	503	5,125	9.8%	8.1%	8.0%	9.1%
% of FP17s Relating to Free Repair or Replacements	6	5,125	0.1%	0.7%	0.8%	0.8%
% of FP17s Relating to Continuations	2	5,125	0.0%	0.8%	1.0%	1.1%
% of Patients satisfied with the dentistry they have received	8	10	80.0%	91.3%	91.5%	91.4%
% of Patients satisfied with the time they had to wait for an appointment	7	10	70.0%	90.2%	88.2%	87.7%

* This is based on patients treated on this contract for their most recent course of treatment. Figures in italics indicate the base number of FP17s or Patient Questionnaire responses are less than 100. N/A is shown where the base number of responses is less than 10 during the period. % is calculated as Quantity/Base number*100

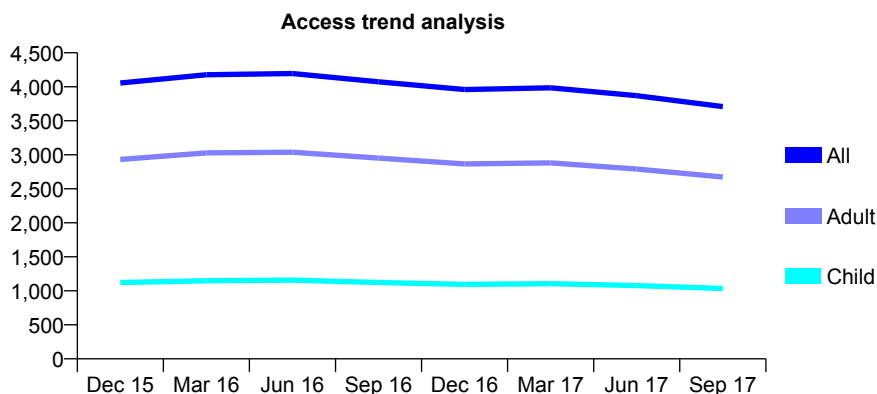
Q54 - Vital Signs At a Glance Contract Report for 197734/0001 - September 2017

Name or company name	Robinson & Dicker Dental Practice
Contract type name	GDS Contract
Purpose of contract	General
Contract start date	01/04/2006
Contract end date	

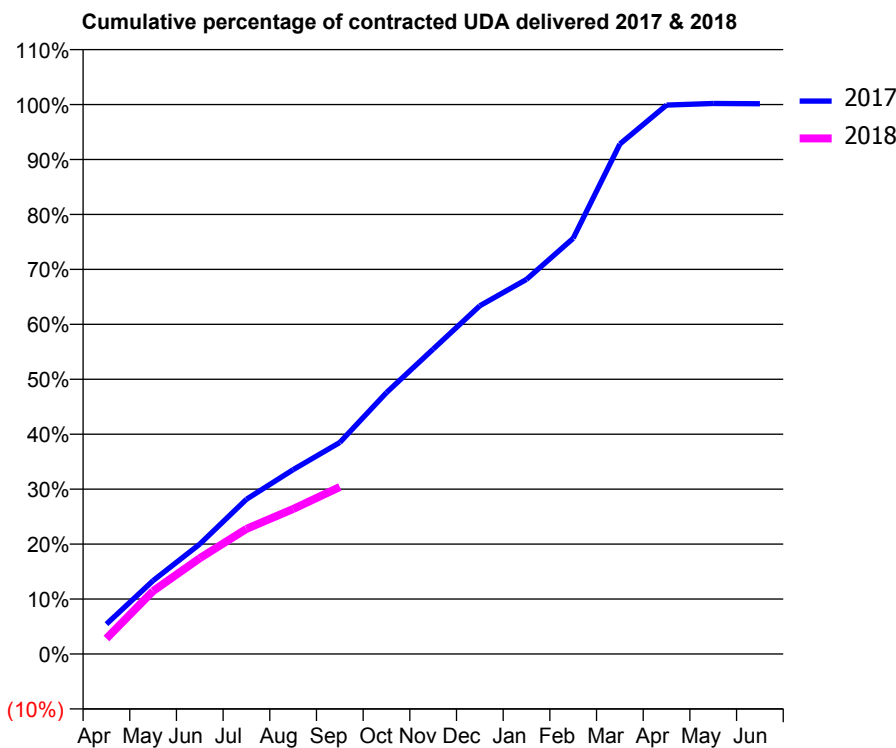
17/18 Contracted general activity (UDA)	10,906
Carry forward general activity (UDA)	0
17/18 Contracted orthodontic activity (UOA)	0
Carry forward orthodontic activity (UOA)	0
Baseline contract value	£259,054.27

ACCESS*

Patients seen in 24 months	Total	Change since previous quarter
Quarter ending September 2016	4,074	
Quarter ending December 2016	3,960	↓
Quarter ending March 2017	3,985	→
Quarter ending June 2017	3,869	↓
Quarter ending September 2017	3,708	↓
Variance since September 2016	(9.0%)	↓



ACTIVITY



Month	Adjusted Scheduled Activity (UDA)	
	2017	2018
April	594	309
May	1,458	1,251
June	2,183	1,903
July	3,071	2,484
August	3,658	2,879
September	4,199	3,314
October	5,187	
November	6,050	
December	6,912	
January	7,435	
February	8,250	
March	10,122	
April	10,893	
May	10,925	
June	10,921	

QUALITY

	Quantity	Base Number	Contract	AT	Region	England
% of FP17s for the same patient ID Re-attending within 3 months - Children	32	543	5.9%	9.9%	11.6%	11.9%
% of FP17s for the same patient ID Re-attending within 3 months - Adults	229	1,337	17.1%	14.7%	15.2%	15.9%
% of FP17s for the same patient ID Re-attending between 3 & 9 months - Children	348	543	64.1%	51.5%	59.1%	58.1%
% of FP17s for the same patient ID Re-attending between 3 & 9 months - Adults	740	1,337	55.3%	47.4%	51.7%	50.6%
% of FP17s for Band 1 Urgent Courses	133	1,637	8.1%	8.1%	8.0%	9.1%
% of FP17s Relating to Free Repair or Replacements	18	1,637	1.1%	0.7%	0.8%	0.8%
% of FP17s Relating to Continuations	0	1,637	0.0%	0.8%	1.0%	1.1%
% of Patients satisfied with the dentistry they have received	6	7	N/A	91.3%	91.5%	91.4%
% of Patients satisfied with the time they had to wait for an appointment	7	7	N/A	90.2%	88.2%	87.7%

* This is based on patients treated on this contract for their most recent course of treatment. Figures in italics indicate the base number of FP17s or Patient Questionnaire responses are less than 100. N/A is shown where the base number of responses is less than 10 during the period. % is calculated as Quantity/Base number*100

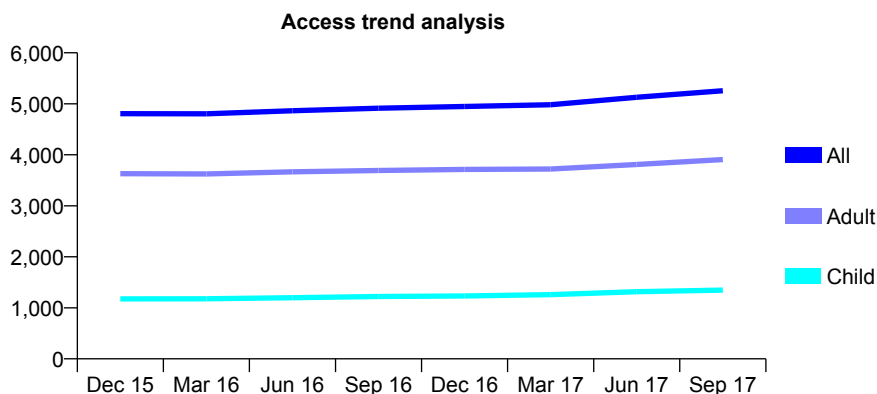
Q54 - Vital Signs At a Glance Contract Report for 198412/0001 - September 2017

Name or company name	Castle Care Dental Practice
Contract type name	GDS Contract
Purpose of contract	General
Contract start date	01/07/2010
Contract end date	

17/18 Contracted general activity (UDA)	13,080
Carry forward general activity (UDA)	-76
17/18 Contracted orthodontic activity (UOA)	0
Carry forward orthodontic activity (UOA)	0
Baseline contract value	£322,967.86

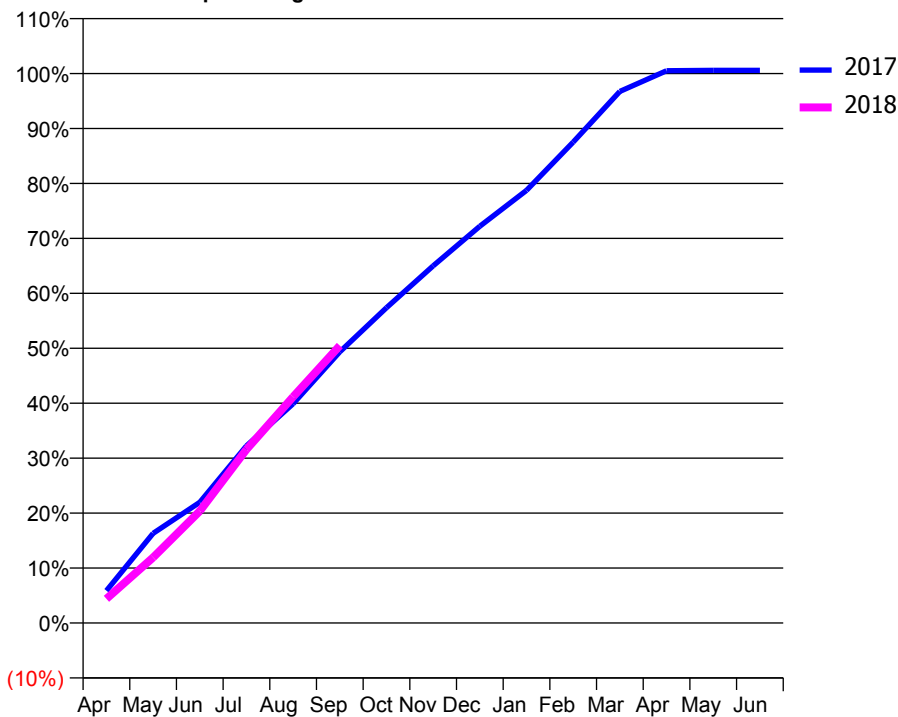
ACCESS*

Patients seen in 24 months	Total	Change since previous quarter
Quarter ending September 2016	4,914	
Quarter ending December 2016	4,948	→
Quarter ending March 2017	4,982	→
Quarter ending June 2017	5,127	↑
Quarter ending September 2017	5,255	↑
Variance since September 2016	6.9%	↑



ACTIVITY

Cumulative percentage of contracted UDA delivered 2017 & 2018



Month	Adjusted Scheduled Activity (UDA)	
	2017	2018
April	770	577
May	2,133	1,559
June	2,875	2,664
July	4,217	4,130
August	5,219	5,384
September	6,455	6,603
October	7,506	
November	8,501	
December	9,445	
January	10,298	
February	11,448	
March	12,654	
April	13,144	
May	13,155	
June	13,156	

QUALITY

	Quantity	Base Number	Contract	AT	Region	England
% of FP17s for the same patient ID Re-attending within 3 months - Children	40	873	4.6%	9.9%	11.6%	11.9%
% of FP17s for the same patient ID Re-attending within 3 months - Adults	287	2,584	11.1%	14.7%	15.2%	15.9%
% of FP17s for the same patient ID Re-attending between 3 & 9 months - Children	429	873	49.1%	51.5%	59.1%	58.1%
% of FP17s for the same patient ID Re-attending between 3 & 9 months - Adults	1,271	2,584	49.2%	47.4%	51.7%	50.6%
% of FP17s for Band 1 Urgent Courses	231	3,206	7.2%	8.1%	8.0%	9.1%
% of FP17s Relating to Free Repair or Replacements	32	3,206	1.0%	0.7%	0.8%	0.8%
% of FP17s Relating to Continuations	21	3,206	0.7%	0.8%	1.0%	1.1%
% of Patients satisfied with the dentistry they have received	3	3	N/A	91.3%	91.5%	91.4%
% of Patients satisfied with the time they had to wait for an appointment	2	3	N/A	90.2%	88.2%	87.7%

* This is based on patients treated on this contract for their most recent course of treatment. Figures in italics indicate the base number of FP17s or Patient Questionnaire responses are less than 100. N/A is shown where the base number of responses is less than 10 during the period. % is calculated as Quantity/Base number*100

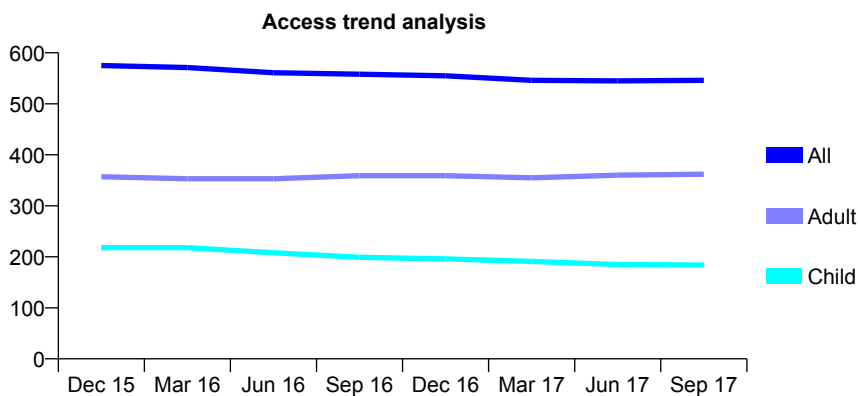
Q54 - Vital Signs At a Glance Contract Report for 210285/0001 - September 2017

Name or company name	MR MI WEBB
Contract type name	GDS Contract
Purpose of contract	General
Contract start date	01/04/2006
Contract end date	

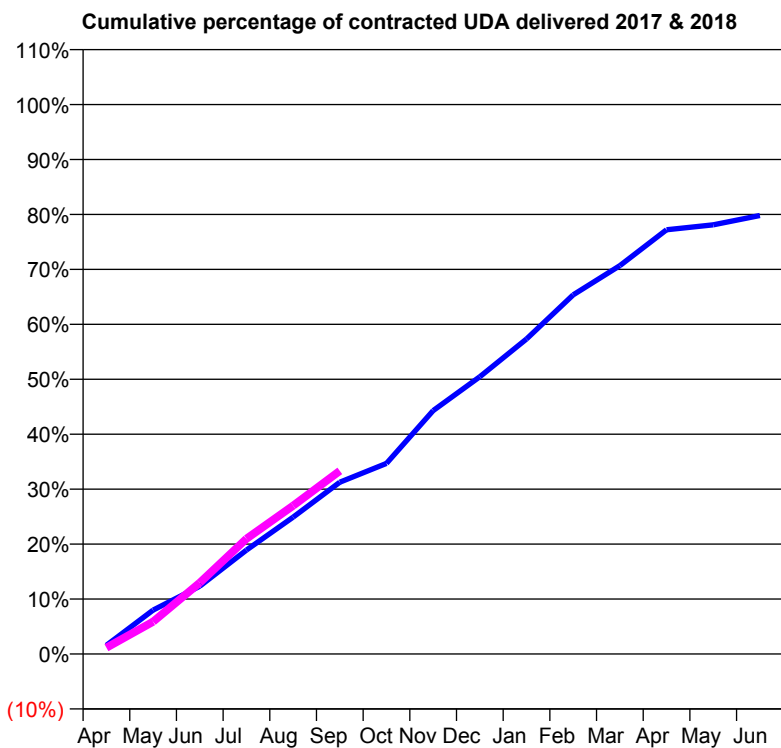
17/18 Contracted general activity (UDA)	2,000
Carry forward general activity (UDA)	0
17/18 Contracted orthodontic activity (UOA)	0
Carry forward orthodontic activity (UOA)	0
Baseline contract value	£45,798.68

ACCESS*

Patients seen in 24 months	Total	Change since previous quarter
Quarter ending September 2016	558	
Quarter ending December 2016	555	→
Quarter ending March 2017	546	↓
Quarter ending June 2017	545	→
Quarter ending September 2017	546	→
Variance since September 2016	(2.2%)	↓



ACTIVITY



Month	Adjusted Scheduled Activity (UDA)	
	2017	2018
April	32	23
May	160	118
June	247	259
July	378	419
August	498	540
September	625	667
October	694	
November	886	
December	1,009	
January	1,147	
February	1,307	
March	1,414	
April	1,544	
May	1,562	
June	1,596	

QUALITY

	Quantity	Base Number	Contract	AT	Region	England
% of FP17s for the same patient ID Re-attending within 3 months - Children	18	180	10.0%	9.9%	11.6%	11.9%
% of FP17s for the same patient ID Re-attending within 3 months - Adults	36	248	14.5%	14.7%	15.2%	15.9%
% of FP17s for the same patient ID Re-attending between 3 & 9 months - Children	115	180	63.9%	51.5%	59.1%	58.1%
% of FP17s for the same patient ID Re-attending between 3 & 9 months - Adults	151	248	60.9%	47.4%	51.7%	50.6%
% of FP17s for Band 1 Urgent Courses	44	373	11.8%	8.1%	8.0%	9.1%
% of FP17s Relating to Free Repair or Replacements	0	373	0.0%	0.7%	0.8%	0.8%
% of FP17s Relating to Continuations	8	373	2.1%	0.8%	1.0%	1.1%
% of Patients satisfied with the dentistry they have received	2	2	N/A	91.3%	91.5%	91.4%
% of Patients satisfied with the time they had to wait for an appointment	2	2	N/A	90.2%	88.2%	87.7%

* This is based on patients treated on this contract for their most recent course of treatment. Figures in italics indicate the base number of FP17s or Patient Questionnaire responses are less than 100. N/A is shown where the base number of responses is less than 10 during the period. % is calculated as Quantity/Base number*100

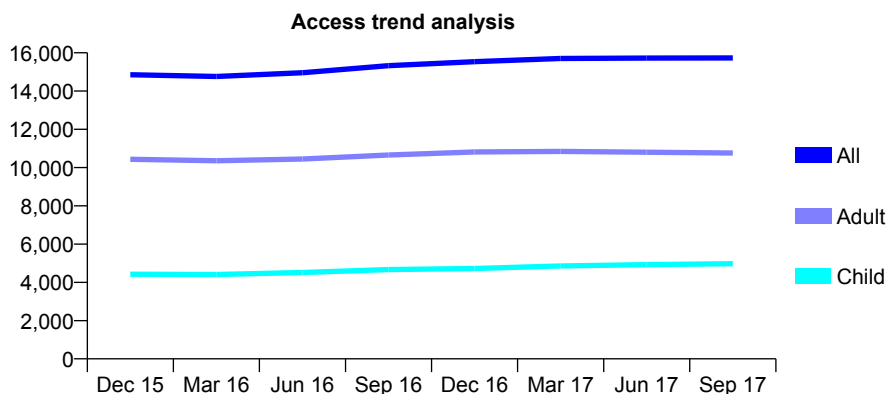
Q54 - Vital Signs At a Glance Contract Report for 214299/0002 - September 2017

Name or company name	MR JS KAINTH
Contract type name	GDS Contract
Purpose of contract	General
Contract start date	28/01/2013
Contract end date	

17/18 Contracted general activity (UDA)	37,779
Carry forward general activity (UDA)	0
17/18 Contracted orthodontic activity (UOA)	0
Carry forward orthodontic activity (UOA)	0
Baseline contract value	£933,845.29

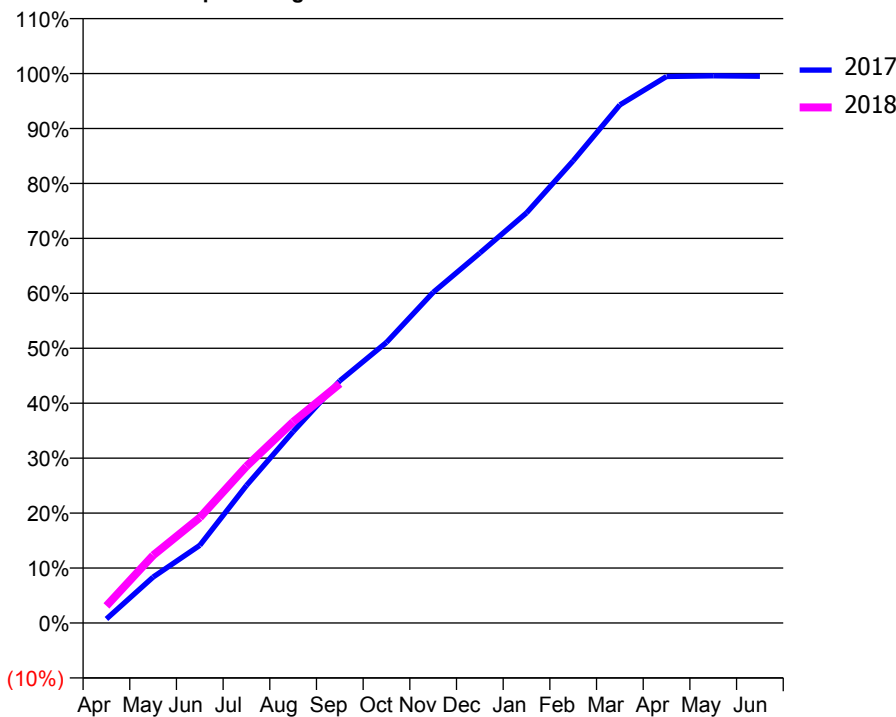
ACCESS*

Patients seen in 24 months	Total	Change since previous quarter
Quarter ending September 2016	15,330	
Quarter ending December 2016	15,538	→
Quarter ending March 2017	15,701	→
Quarter ending June 2017	15,727	→
Quarter ending September 2017	15,731	→
Variance since September 2016	2.6%	↑



ACTIVITY

Cumulative percentage of contracted UDA delivered 2017 & 2018



Month	Adjusted Scheduled Activity (UDA)	
	2017	2018
April	291	1,181
May	3,269	4,650
June	5,519	7,250
July	9,786	10,779
August	13,614	13,828
September	17,231	16,448
October	19,956	
November	23,514	
December	26,315	
January	29,170	
February	32,876	
March	36,852	
April	38,866	
May	38,912	
June	38,891	

QUALITY

	Quantity	Base Number	Contract	AT	Region	England
% of FP17s for the same patient ID Re-attending within 3 months - Children	125	2,658	4.7%	9.9%	11.6%	11.9%
% of FP17s for the same patient ID Re-attending within 3 months - Adults	599	5,448	11.0%	14.7%	15.2%	15.9%
% of FP17s for the same patient ID Re-attending between 3 & 9 months - Children	1,082	2,658	40.7%	51.5%	59.1%	58.1%
% of FP17s for the same patient ID Re-attending between 3 & 9 months - Adults	2,110	5,448	38.7%	47.4%	51.7%	50.6%
% of FP17s for Band 1 Urgent Courses	748	7,376	10.1%	8.1%	8.0%	9.1%
% of FP17s Relating to Free Repair or Replacements	90	7,376	1.2%	0.7%	0.8%	0.8%
% of FP17s Relating to Continuations	93	7,376	1.3%	0.8%	1.0%	1.1%
% of Patients satisfied with the dentistry they have received	13	13	100.0%	91.3%	91.5%	91.4%
% of Patients satisfied with the time they had to wait for an appointment	13	13	100.0%	90.2%	88.2%	87.7%

* This is based on patients treated on this contract for their most recent course of treatment. Figures in italics indicate the base number of FP17s or Patient Questionnaire responses are less than 100. N/A is shown where the base number of responses is less than 10 during the period. % is calculated as Quantity/Base number*100

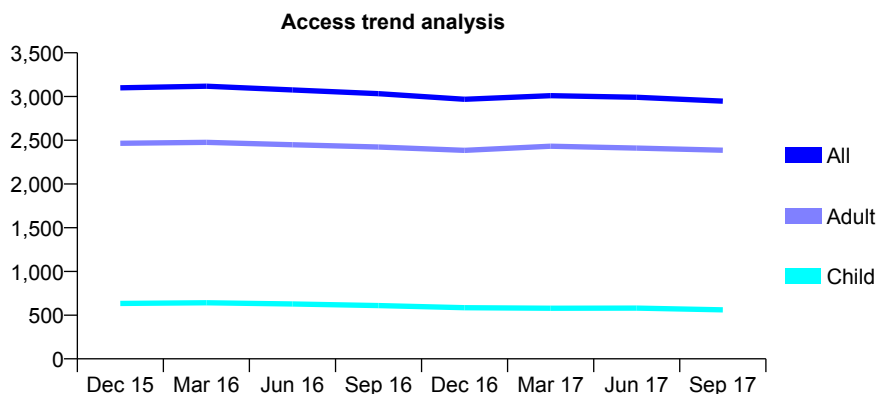
Q54 - Vital Signs At a Glance Contract Report for 215465/0001 - September 2017

Name or company name	MR GM SMITH
Contract type name	GDS Contract
Purpose of contract	General
Contract start date	01/04/2006
Contract end date	

17/18 Contracted general activity (UDA)	9,458
Carry forward general activity (UDA)	105
17/18 Contracted orthodontic activity (UOA)	0
Carry forward orthodontic activity (UOA)	0
Baseline contract value	£221,997.98

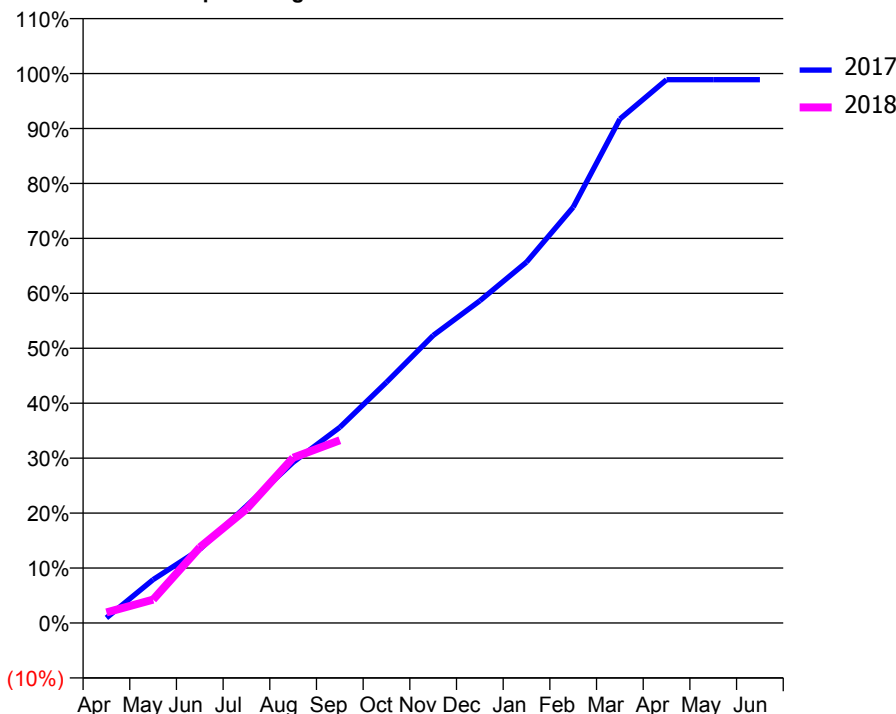
ACCESS*

Patients seen in 24 months	Total	Change since previous quarter
Quarter ending September 2016	3,032	
Quarter ending December 2016	2,969	↓
Quarter ending March 2017	3,010	→
Quarter ending June 2017	2,991	→
Quarter ending September 2017	2,947	↓
Variance since September 2016	(2.8%)	↓



ACTIVITY

Cumulative percentage of contracted UDA delivered 2017 & 2018



Adjusted Scheduled Activity (UDA)

Month	2017	2018
April	88	184
May	748	402
June	1,267	1,302
July	2,014	1,960
August	2,767	2,845
September	3,368	3,146
October	4,143	
November	4,950	
December	5,546	
January	6,211	
February	7,158	
March	8,675	
April	9,353	
May	9,353	
June	9,353	

QUALITY

	Quantity	Base Number	Contract	AT	Region	England
% of FP17s for the same patient ID Re-attending within 3 months - Children	19	381	5.0%	9.9%	11.6%	11.9%
% of FP17s for the same patient ID Re-attending within 3 months - Adults	269	1,472	18.3%	14.7%	15.2%	15.9%
% of FP17s for the same patient ID Re-attending between 3 & 9 months - Children	172	381	45.1%	51.5%	59.1%	58.1%
% of FP17s for the same patient ID Re-attending between 3 & 9 months - Adults	553	1,472	37.6%	47.4%	51.7%	50.6%
% of FP17s for Band 1 Urgent Courses	186	1,644	11.3%	8.1%	8.0%	9.1%
% of FP17s Relating to Free Repair or Replacements	13	1,644	0.8%	0.7%	0.8%	0.8%
% of FP17s Relating to Continuations	20	1,644	1.2%	0.8%	1.0%	1.1%
% of Patients satisfied with the dentistry they have received	7	7	N/A	91.3%	91.5%	91.4%
% of Patients satisfied with the time they had to wait for an appointment	7	7	N/A	90.2%	88.2%	87.7%

* This is based on patients treated on this contract for their most recent course of treatment. Figures in italics indicate the base number of FP17s or Patient Questionnaire responses are less than 100. N/A is shown where the base number of responses is less than 10 during the period. % is calculated as Quantity/Base number*100

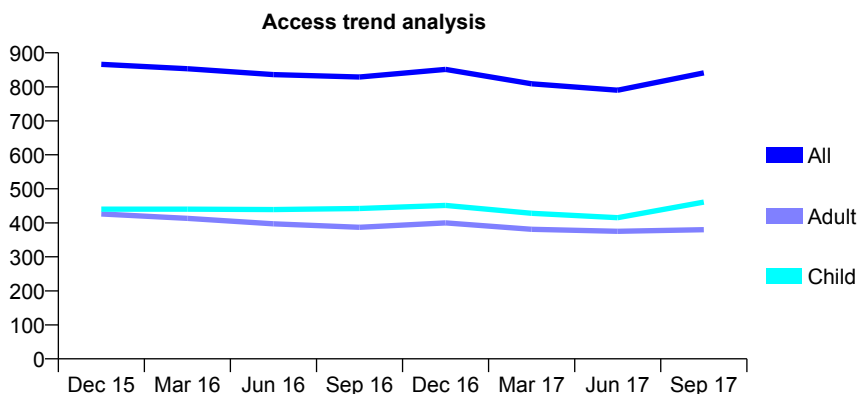
Q54 - Vital Signs At a Glance Contract Report for 215732/0001 - September 2017

Name or company name	Hall Green Dental Practice
Contract type name	GDS Contract
Purpose of contract	General
Contract start date	01/04/2006
Contract end date	

17/18 Contracted general activity (UDA)	2,225
Carry forward general activity (UDA)	-45
17/18 Contracted orthodontic activity (UOA)	0
Carry forward orthodontic activity (UOA)	0
Baseline contract value	£55,304.20

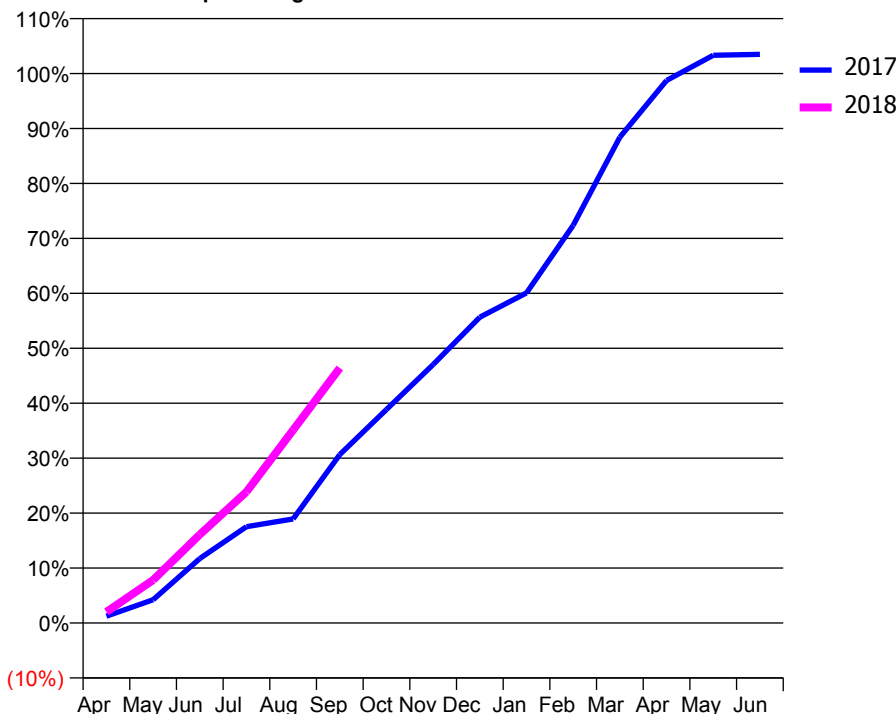
ACCESS*

Patients seen in 24 months	Total	Change since previous quarter
Quarter ending September 2016	829	
Quarter ending December 2016	851	↑
Quarter ending March 2017	809	↓
Quarter ending June 2017	790	↓
Quarter ending September 2017	841	↑
Variance since September 2016	1.4%	→



ACTIVITY

Cumulative percentage of contracted UDA delivered 2017 & 2018



Month	Adjusted Scheduled Activity (UDA)	
	2017	2018
April	28	45
May	94	174
June	261	358
July	390	531
August	421	781
September	682	1,033
October	865	
November	1,047	
December	1,238	
January	1,337	
February	1,610	
March	1,967	
April	2,197	
May	2,299	
June	2,303	

QUALITY

	Quantity	Base Number	Contract	AT	Region	England
% of FP17s for the same patient ID Re-attending within 3 months - Children	6	354	1.7%	9.9%	11.6%	11.9%
% of FP17s for the same patient ID Re-attending within 3 months - Adults	11	195	5.6%	14.7%	15.2%	15.9%
% of FP17s for the same patient ID Re-attending between 3 & 9 months - Children	208	354	58.8%	51.5%	59.1%	58.1%
% of FP17s for the same patient ID Re-attending between 3 & 9 months - Adults	70	195	35.9%	47.4%	51.7%	50.6%
% of FP17s for Band 1 Urgent Courses	25	456	5.5%	8.1%	8.0%	9.1%
% of FP17s Relating to Free Repair or Replacements	0	456	0.0%	0.7%	0.8%	0.8%
% of FP17s Relating to Continuations	0	456	0.0%	0.8%	1.0%	1.1%
% of Patients satisfied with the dentistry they have received	0	0	N/A	91.3%	91.5%	91.4%
% of Patients satisfied with the time they had to wait for an appointment	0	0	N/A	90.2%	88.2%	87.7%

* This is based on patients treated on this contract for their most recent course of treatment. Figures in italics indicate the base number of FP17s or Patient Questionnaire responses are less than 100. N/A is shown where the base number of responses is less than 10 during the period. % is calculated as Quantity/Base number*100

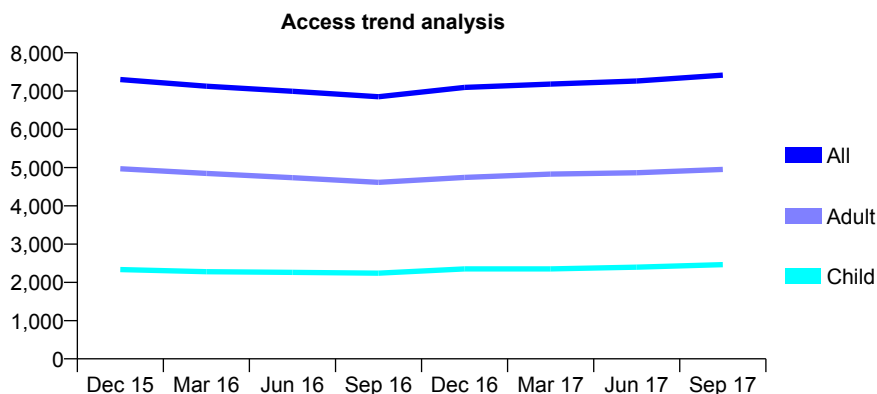
Q54 - Vital Signs At a Glance Contract Report for 219916/0001 - September 2017

Name or company name	MR M KHOJA
Contract type name	GDS Contract
Purpose of contract	General
Contract start date	01/04/2006
Contract end date	

17/18 Contracted general activity (UDA)	22,689
Carry forward general activity (UDA)	-401
17/18 Contracted orthodontic activity (UOA)	0
Carry forward orthodontic activity (UOA)	0
Baseline contract value	£600,870.56

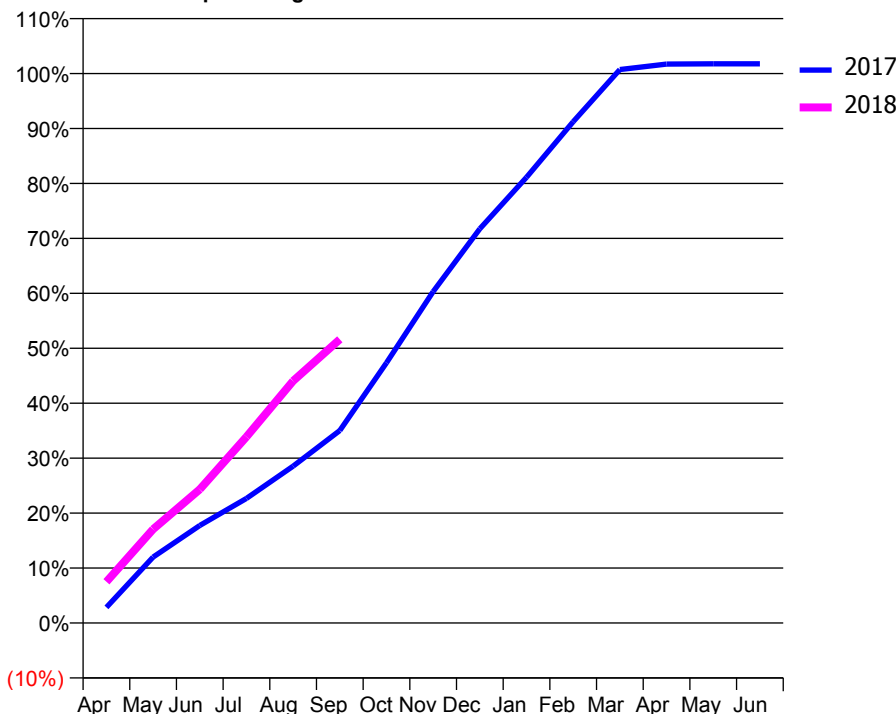
ACCESS*

Patients seen in 24 months	Total	Change since previous quarter
Quarter ending September 2016	6,851	
Quarter ending December 2016	7,095	↑
Quarter ending March 2017	7,181	→
Quarter ending June 2017	7,263	→
Quarter ending September 2017	7,415	↑
Variance since September 2016	8.2%	↑



ACTIVITY

Cumulative percentage of contracted UDA delivered 2017 & 2018



Adjusted Scheduled Activity (UDA)

Month	2017	2018
April	648	1,706
May	2,725	3,873
June	4,027	5,519
July	5,145	7,690
August	6,476	9,998
September	7,949	11,716
October	10,745	
November	13,683	
December	16,278	
January	18,405	
February	20,697	
March	22,855	
April	23,080	
May	23,090	
June	23,090	

QUALITY

	Quantity	Base Number	Contract	AT	Region	England
% of FP17s for the same patient ID Re-attending within 3 months - Children	115	1,319	8.7%	9.9%	11.6%	11.9%
% of FP17s for the same patient ID Re-attending within 3 months - Adults	406	2,652	15.3%	14.7%	15.2%	15.9%
% of FP17s for the same patient ID Re-attending between 3 & 9 months - Children	506	1,319	38.4%	51.5%	59.1%	58.1%
% of FP17s for the same patient ID Re-attending between 3 & 9 months - Adults	951	2,652	35.9%	47.4%	51.7%	50.6%
% of FP17s for Band 1 Urgent Courses	547	3,888	14.1%	8.1%	8.0%	9.1%
% of FP17s Relating to Free Repair or Replacements	19	3,888	0.5%	0.7%	0.8%	0.8%
% of FP17s Relating to Continuations	1	3,888	0.0%	0.8%	1.0%	1.1%
% of Patients satisfied with the dentistry they have received	5	5	N/A	91.3%	91.5%	91.4%
% of Patients satisfied with the time they had to wait for an appointment	4	5	N/A	90.2%	88.2%	87.7%

* This is based on patients treated on this contract for their most recent course of treatment. Figures in italics indicate the base number of FP17s or Patient Questionnaire responses are less than 100. N/A is shown where the base number of responses is less than 10 during the period. % is calculated as Quantity/Base number*100

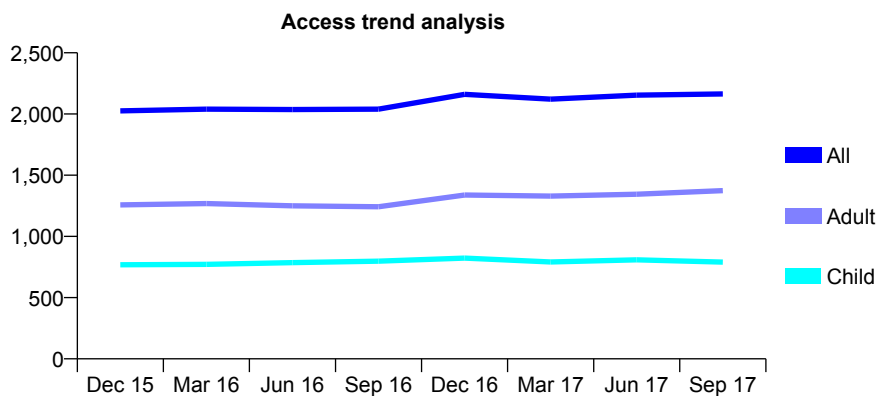
Q54 - Vital Signs At a Glance Contract Report for 219916/0002 - September 2017

Name or company name	MR M KHOJA
Contract type name	GDS Contract
Purpose of contract	General
Contract start date	01/04/2006
Contract end date	

17/18 Contracted general activity (UDA)	5,632
Carry forward general activity (UDA)	-36
17/18 Contracted orthodontic activity (UOA)	0
Carry forward orthodontic activity (UOA)	0
Baseline contract value	£153,433.93

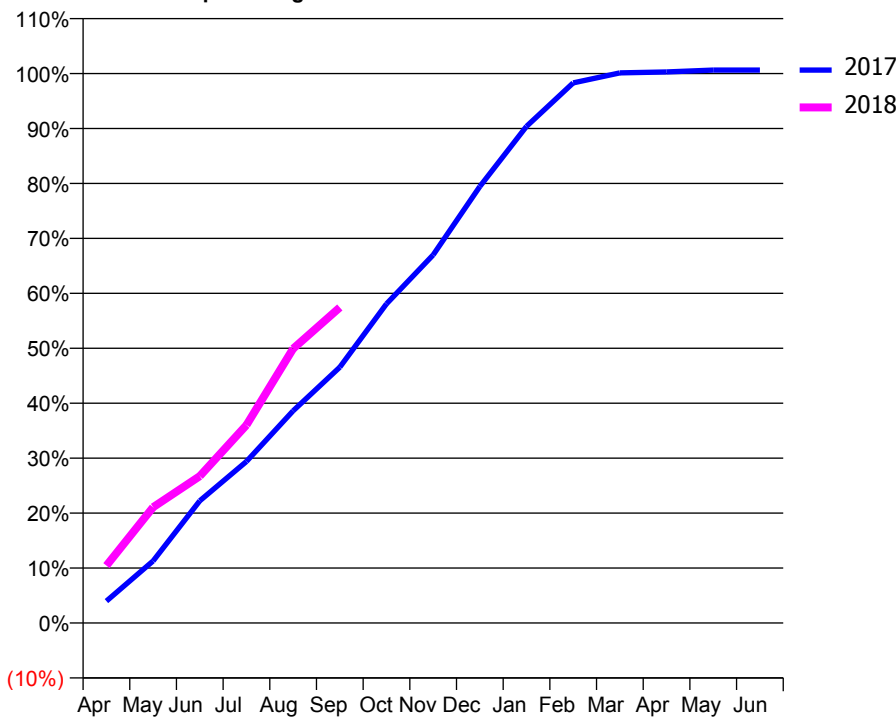
ACCESS*

Patients seen in 24 months	Total	Change since previous quarter
Quarter ending September 2016	2,040	
Quarter ending December 2016	2,161	↑
Quarter ending March 2017	2,121	↓
Quarter ending June 2017	2,154	→
Quarter ending September 2017	2,164	→
Variance since September 2016	6.1%	↑



ACTIVITY

Cumulative percentage of contracted UDA delivered 2017 & 2018



Adjusted Scheduled Activity (UDA)

Month	2017	2018
April	225	588
May	636	1,188
June	1,252	1,505
July	1,655	2,029
August	2,175	2,812
September	2,621	3,234
October	3,272	
November	3,773	
December	4,474	
January	5,091	
February	5,536	
March	5,638	
April	5,648	
May	5,667	
June	5,667	

QUALITY

	Quantity	Base Number	Contract	AT	Region	England
% of FP17s for the same patient ID Re-attending within 3 months - Children	50	560	8.9%	9.9%	11.6%	11.9%
% of FP17s for the same patient ID Re-attending within 3 months - Adults	117	798	14.7%	14.7%	15.2%	15.9%
% of FP17s for the same patient ID Re-attending between 3 & 9 months - Children	208	560	37.1%	51.5%	59.1%	58.1%
% of FP17s for the same patient ID Re-attending between 3 & 9 months - Adults	255	798	32.0%	47.4%	51.7%	50.6%
% of FP17s for Band 1 Urgent Courses	136	1,334	10.2%	8.1%	8.0%	9.1%
% of FP17s Relating to Free Repair or Replacements	7	1,334	0.5%	0.7%	0.8%	0.8%
% of FP17s Relating to Continuations	0	1,334	0.0%	0.8%	1.0%	1.1%
% of Patients satisfied with the dentistry they have received	2	2	N/A	91.3%	91.5%	91.4%
% of Patients satisfied with the time they had to wait for an appointment	2	2	N/A	90.2%	88.2%	87.7%

* This is based on patients treated on this contract for their most recent course of treatment. Figures in italics indicate the base number of FP17s or Patient Questionnaire responses are less than 100. N/A is shown where the base number of responses is less than 10 during the period. % is calculated as Quantity/Base number*100

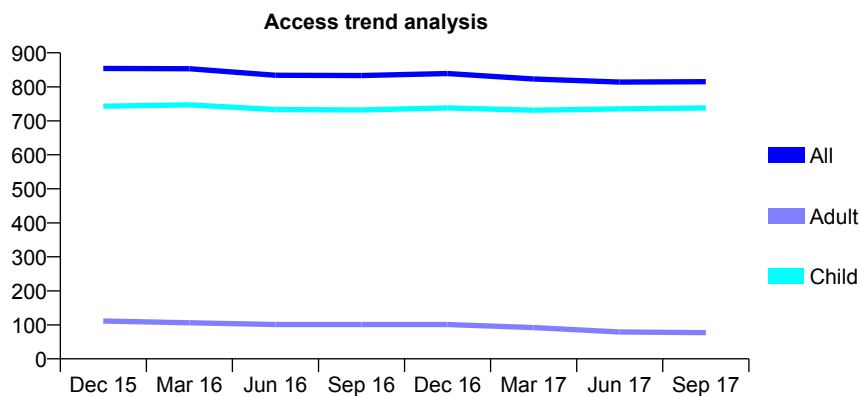
Q54 - Vital Signs At a Glance Contract Report for 220108/0001 - September 2017

Name or company name	MR TR JONES
Contract type name	GDS Contract
Purpose of contract	General
Contract start date	01/04/2006
Contract end date	

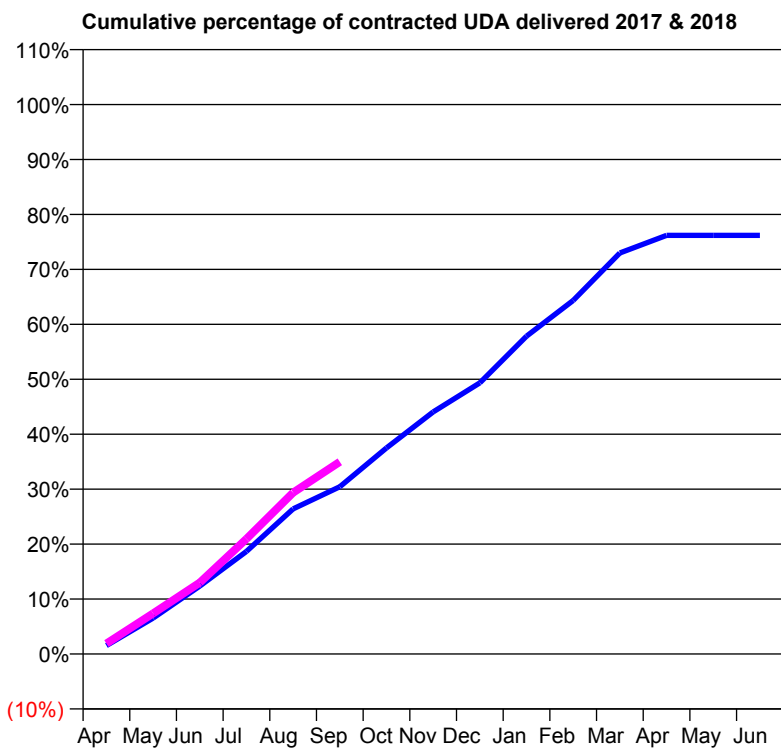
17/18 Contracted general activity (UDA)	2,598
Carry forward general activity (UDA)	0
17/18 Contracted orthodontic activity (UOA)	0
Carry forward orthodontic activity (UOA)	0
Baseline contract value	£57,556.19

ACCESS*

Patients seen in 24 months	Total	Change since previous quarter
Quarter ending September 2016	833	
Quarter ending December 2016	839	→
Quarter ending March 2017	823	↓
Quarter ending June 2017	814	↓
Quarter ending September 2017	815	→
Variance since September 2016	(2.2%)	↓



ACTIVITY



Month	Adjusted Scheduled Activity (UDA)	
	2017	2018
April	40	49
May	170	192
June	321	338
July	485	544
August	686	763
September	791	909
October	975	
November	1,145	
December	1,282	
January	1,502	
February	1,672	
March	1,896	
April	1,979	
May	1,979	
June	1,979	

QUALITY

	Quantity	Base Number	Contract	AT	Region	England
% of FP17s for the same patient ID Re-attending within 3 months - Children	130	766	17.0%	9.9%	11.6%	11.9%
% of FP17s for the same patient ID Re-attending within 3 months - Adults	0	0	N/A	14.7%	15.2%	15.9%
% of FP17s for the same patient ID Re-attending between 3 & 9 months - Children	493	766	64.4%	51.5%	59.1%	58.1%
% of FP17s for the same patient ID Re-attending between 3 & 9 months - Adults	0	0	N/A	47.4%	51.7%	50.6%
% of FP17s for Band 1 Urgent Courses	23	707	3.3%	8.1%	8.0%	9.1%
% of FP17s Relating to Free Repair or Replacements	0	707	0.0%	0.7%	0.8%	0.8%
% of FP17s Relating to Continuations	18	707	2.5%	0.8%	1.0%	1.1%
% of Patients satisfied with the dentistry they have received	2	2	N/A	91.3%	91.5%	91.4%
% of Patients satisfied with the time they had to wait for an appointment	2	2	N/A	90.2%	88.2%	87.7%

* This is based on patients treated on this contract for their most recent course of treatment. Figures in italics indicate the base number of FP17s or Patient Questionnaire responses are less than 100. N/A is shown where the base number of responses is less than 10 during the period. % is calculated as Quantity/Base number*100

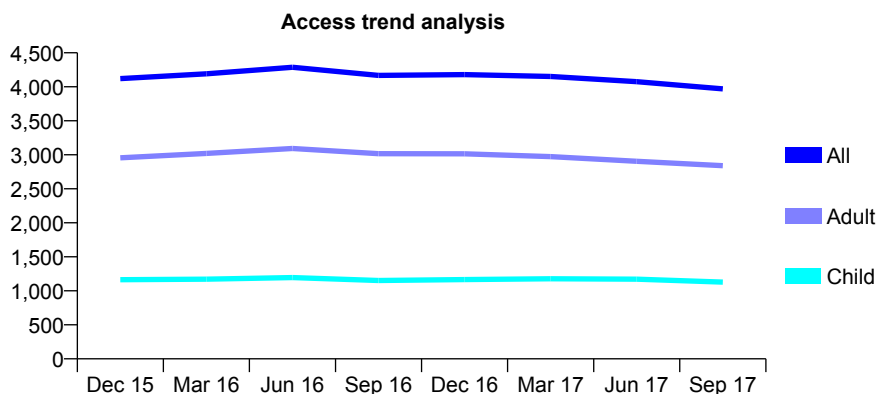
Q54 - Vital Signs At a Glance Contract Report for 220124/0001 - September 2017

Name or company name	MR PK PATEL
Contract type name	GDS Contract
Purpose of contract	General and Orthodontic
Contract start date	01/04/2006
Contract end date	

17/18 Contracted general activity (UDA)	11,324
Carry forward general activity (UDA)	-109
17/18 Contracted orthodontic activity (UOA)	234
Carry forward orthodontic activity (UOA)	-5
Baseline contract value	£351,240.61

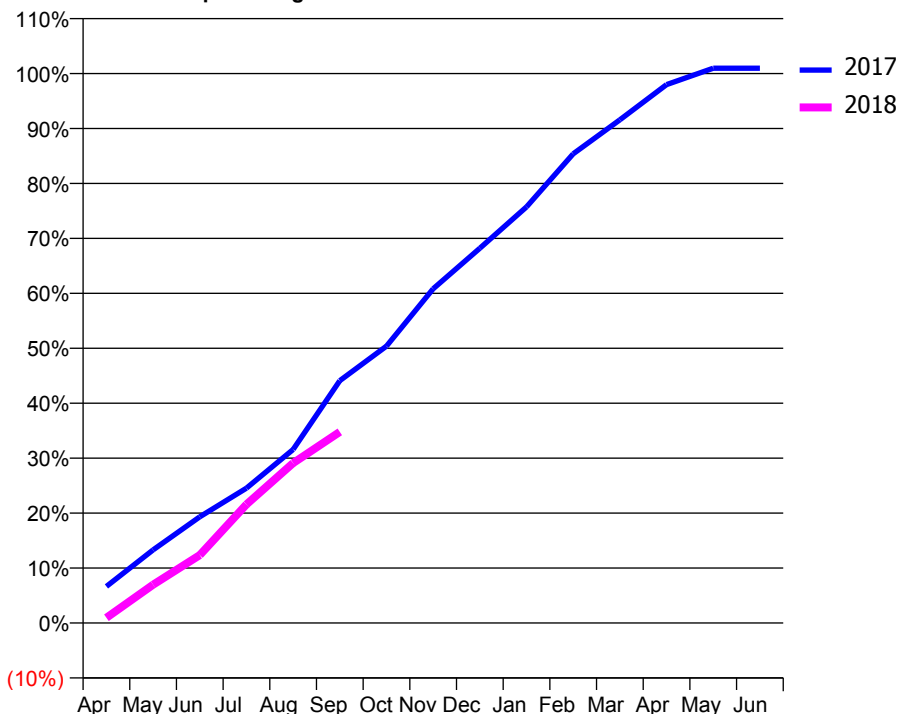
ACCESS*

Patients seen in 24 months	Total	Change since previous quarter
Quarter ending September 2016	4,168	
Quarter ending December 2016	4,180	→
Quarter ending March 2017	4,152	→
Quarter ending June 2017	4,076	↓
Quarter ending September 2017	3,969	↓
Variance since September 2016	(4.8%)	↓



ACTIVITY

Cumulative percentage of contracted UDA delivered 2017 & 2018



Adjusted Scheduled Activity (UDA)

Month	2017	2018
April	753	109
May	1,507	791
June	2,188	1,399
July	2,779	2,443
August	3,577	3,297
September	4,994	3,940
October	5,707	
November	6,887	
December	7,723	
January	8,576	
February	9,668	
March	10,369	
April	11,094	
May	11,433	
June	11,433	

QUALITY

	Quantity	Base Number	Contract	AT	Region	England
% of FP17s for the same patient ID Re-attending within 3 months - Children	34	722	4.7%	9.9%	11.6%	11.9%
% of FP17s for the same patient ID Re-attending within 3 months - Adults	173	1,421	12.2%	14.7%	15.2%	15.9%
% of FP17s for the same patient ID Re-attending between 3 & 9 months - Children	296	722	41.0%	51.5%	59.1%	58.1%
% of FP17s for the same patient ID Re-attending between 3 & 9 months - Adults	475	1,421	33.4%	47.4%	51.7%	50.6%
% of FP17s for Band 1 Urgent Courses	144	1,658	8.7%	8.1%	8.0%	9.1%
% of FP17s Relating to Free Repair or Replacements	7	1,658	0.4%	0.7%	0.8%	0.8%
% of FP17s Relating to Continuations	22	1,658	1.3%	0.8%	1.0%	1.1%
% of Patients satisfied with the dentistry they have received	4	4	N/A	91.3%	91.5%	91.4%
% of Patients satisfied with the time they had to wait for an appointment	3	4	N/A	90.2%	88.2%	87.7%

* This is based on patients treated on this contract for their most recent course of treatment. Figures in italics indicate the base number of FP17s or Patient Questionnaire responses are less than 100. N/A is shown where the base number of responses is less than 10 during the period. % is calculated as Quantity/Base number*100

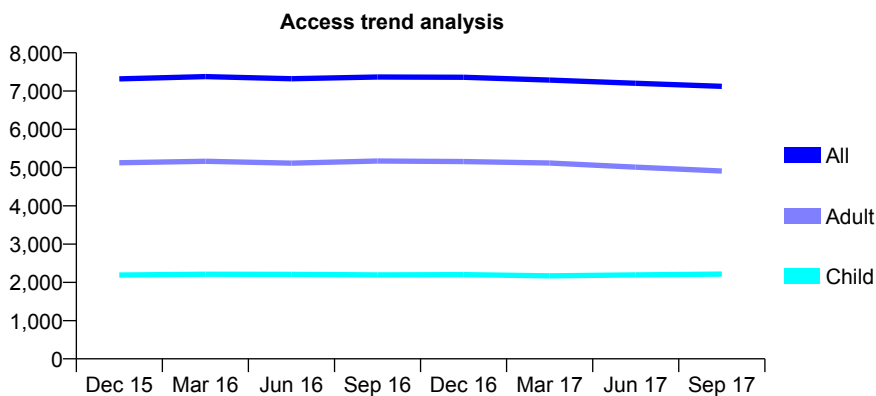
Q54 - Vital Signs At a Glance Contract Report for 220922/0001 - September 2017

Name or company name	MR JS SIDHU
Contract type name	GDS Contract
Purpose of contract	General and Orthodontic
Contract start date	01/04/2006
Contract end date	

17/18 Contracted general activity (UDA)	19,884
Carry forward general activity (UDA)	-384
17/18 Contracted orthodontic activity (UOA)	22
Carry forward orthodontic activity (UOA)	0
Baseline contract value	£509,009.10

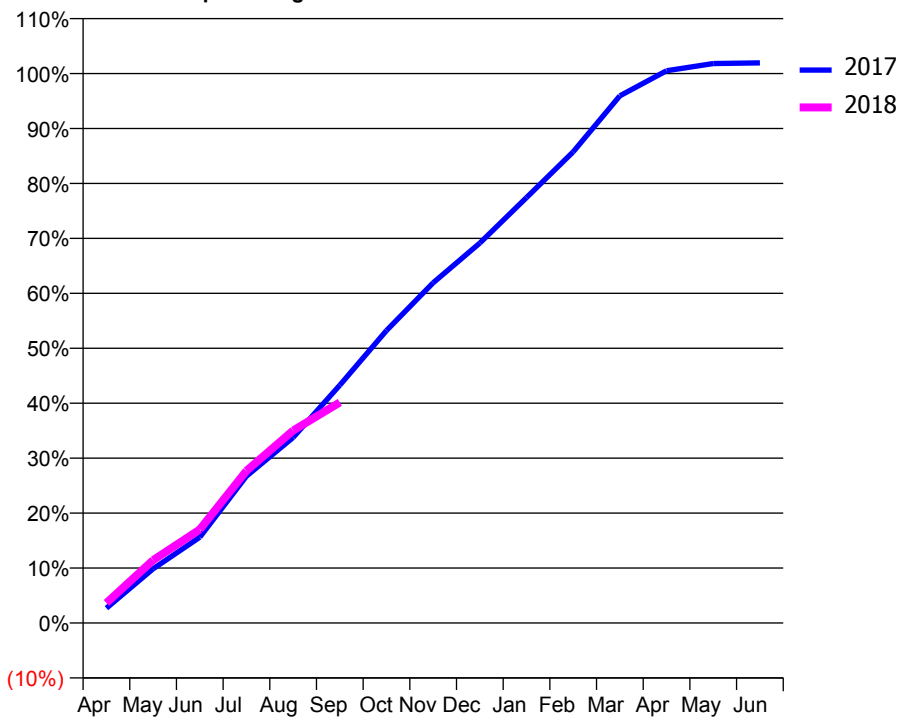
ACCESS*

Patients seen in 24 months	Total	Change since previous quarter
Quarter ending September 2016	7,366	
Quarter ending December 2016	7,362	→
Quarter ending March 2017	7,287	↓
Quarter ending June 2017	7,205	↓
Quarter ending September 2017	7,125	↓
Variance since September 2016	(3.3%)	↓



ACTIVITY

Cumulative percentage of contracted UDA delivered 2017 & 2018



Adjusted Scheduled Activity (UDA)

Month	2017	2018
April	538	724
May	1,960	2,273
June	3,103	3,387
July	5,316	5,507
August	6,714	6,966
September	8,607	7,982
October	10,584	
November	12,310	
December	13,748	
January	15,394	
February	17,048	
March	19,078	
April	19,986	
May	20,243	
June	20,268	

QUALITY

	Quantity	Base Number	Contract	AT	Region	England
% of FP17s for the same patient ID Re-attending within 3 months - Children	44	1,101	4.0%	9.9%	11.6%	11.9%
% of FP17s for the same patient ID Re-attending within 3 months - Adults	305	2,350	13.0%	14.7%	15.2%	15.9%
% of FP17s for the same patient ID Re-attending between 3 & 9 months - Children	316	1,101	28.7%	51.5%	59.1%	58.1%
% of FP17s for the same patient ID Re-attending between 3 & 9 months - Adults	772	2,350	32.9%	47.4%	51.7%	50.6%
% of FP17s for Band 1 Urgent Courses	176	3,004	5.9%	8.1%	8.0%	9.1%
% of FP17s Relating to Free Repair or Replacements	42	3,004	1.4%	0.7%	0.8%	0.8%
% of FP17s Relating to Continuations	23	3,004	0.8%	0.8%	1.0%	1.1%
% of Patients satisfied with the dentistry they have received	7	7	N/A	91.3%	91.5%	91.4%
% of Patients satisfied with the time they had to wait for an appointment	7	7	N/A	90.2%	88.2%	87.7%

* This is based on patients treated on this contract for their most recent course of treatment. Figures in italics indicate the base number of FP17s or Patient Questionnaire responses are less than 100. N/A is shown where the base number of responses is less than 10 during the period. % is calculated as Quantity/Base number*100

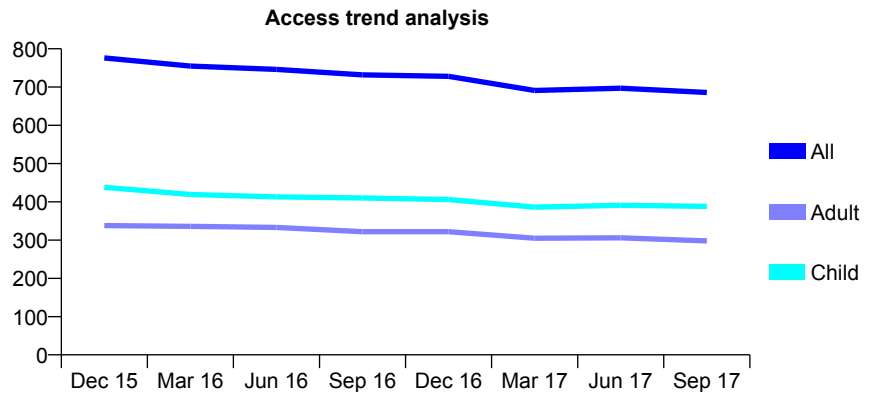
Q54 - Vital Signs At a Glance Contract Report for 221309/0001 - September 2017

Name or company name	MR IC WILSON
Contract type name	GDS Contract
Purpose of contract	General
Contract start date	01/04/2006
Contract end date	

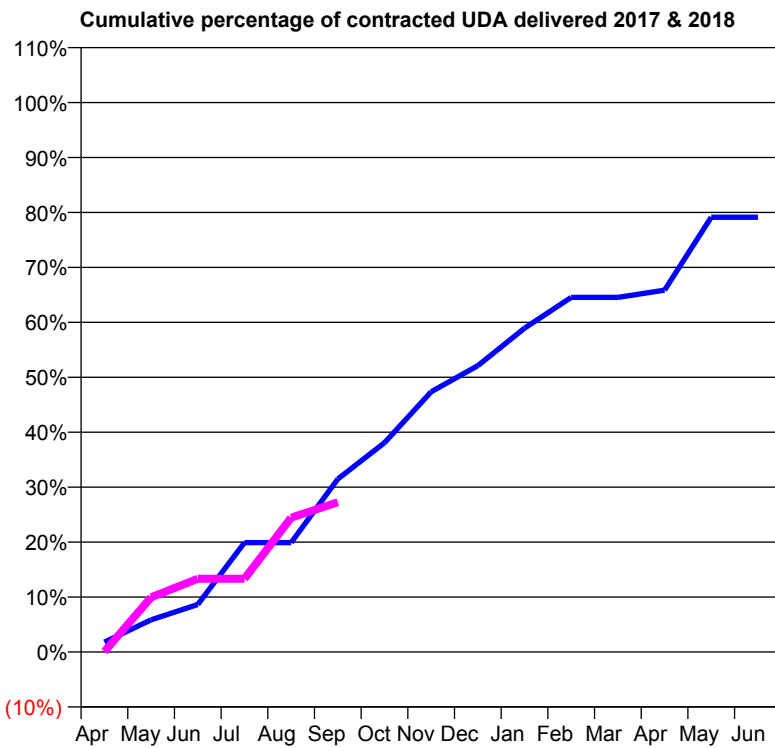
17/18 Contracted general activity (UDA)	2,225
Carry forward general activity (UDA)	0
17/18 Contracted orthodontic activity (UOA)	0
Carry forward orthodontic activity (UOA)	0
Baseline contract value	£53,888.42

ACCESS*

Patients seen in 24 months	Total	Change since previous quarter
Quarter ending September 2016	732	
Quarter ending December 2016	728	→
Quarter ending March 2017	691	↓
Quarter ending June 2017	697	→
Quarter ending September 2017	686	↓
Variance since September 2016	(6.3%)	↓



ACTIVITY



Adjusted Scheduled Activity (UDA)		
Month	2017	2018
April	40	2
May	130	222
June	193	297
July	443	297
August	443	544
September	701	606
October	848	
November	1,054	
December	1,160	
January	1,311	
February	1,436	
March	1,436	
April	1,465	
May	1,761	
June	1,761	

QUALITY

	Quantity	Base Number	Contract	AT	Region	England
% of FP17s for the same patient ID Re-attending within 3 months - Children	22	362	6.1%	9.9%	11.6%	11.9%
% of FP17s for the same patient ID Re-attending within 3 months - Adults	33	189	17.5%	14.7%	15.2%	15.9%
% of FP17s for the same patient ID Re-attending between 3 & 9 months - Children	226	362	62.4%	51.5%	59.1%	58.1%
% of FP17s for the same patient ID Re-attending between 3 & 9 months - Adults	91	189	48.1%	47.4%	51.7%	50.6%
% of FP17s for Band 1 Urgent Courses	29	391	7.4%	8.1%	8.0%	9.1%
% of FP17s Relating to Free Repair or Replacements	0	391	0.0%	0.7%	0.8%	0.8%
% of FP17s Relating to Continuations	7	391	1.8%	0.8%	1.0%	1.1%
% of Patients satisfied with the dentistry they have received	0	0	N/A	91.3%	91.5%	91.4%
% of Patients satisfied with the time they had to wait for an appointment	0	0	N/A	90.2%	88.2%	87.7%

* This is based on patients treated on this contract for their most recent course of treatment. Figures in italics indicate the base number of FP17s or Patient Questionnaire responses are less than 100. N/A is shown where the base number of responses is less than 10 during the period. % is calculated as Quantity/Base number*100

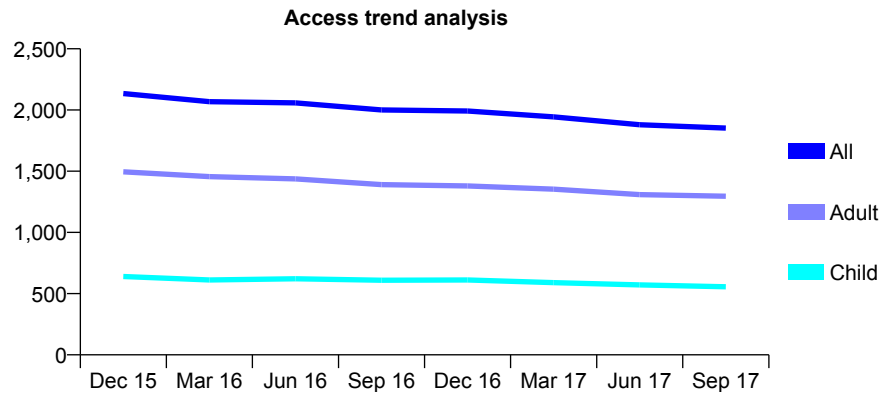
Q54 - Vital Signs At a Glance Contract Report for 224472/0002 - September 2017

Name or company name	MRS AC HADDON
Contract type name	GDS Contract
Purpose of contract	General
Contract start date	28/09/2011
Contract end date	

17/18 Contracted general activity (UDA)	8,384
Carry forward general activity (UDA)	0
17/18 Contracted orthodontic activity (UOA)	0
Carry forward orthodontic activity (UOA)	0
Baseline contract value	£250,287.03

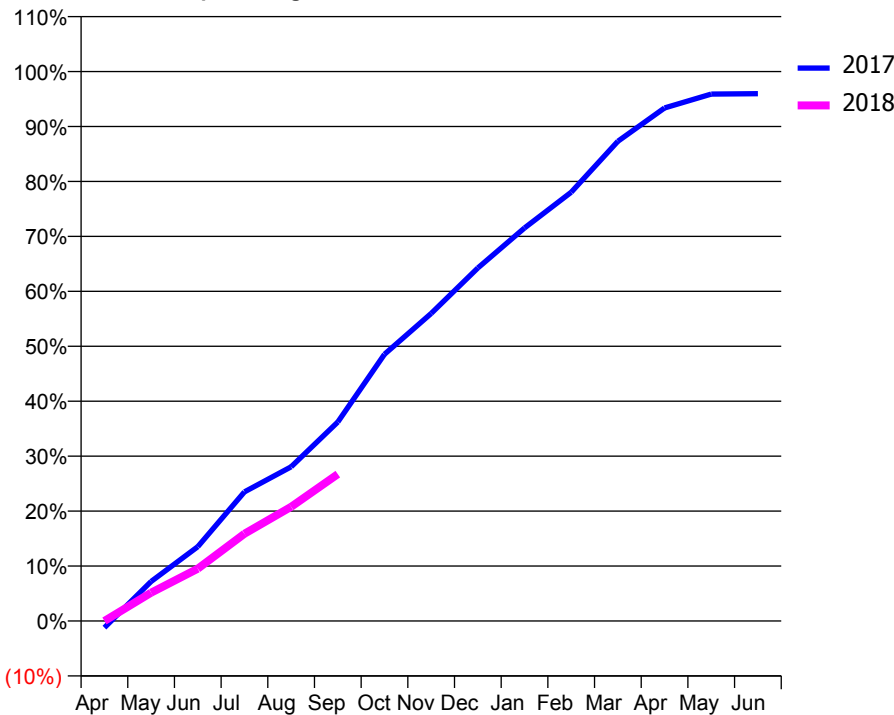
ACCESS*

Patients seen in 24 months	Total	Change since previous quarter
Quarter ending September 2016	2,001	
Quarter ending December 2016	1,992	→
Quarter ending March 2017	1,944	↓
Quarter ending June 2017	1,880	↓
Quarter ending September 2017	1,852	↓
Variance since September 2016	(7.4%)	↓



ACTIVITY

Cumulative percentage of contracted UDA delivered 2017 & 2018



Month	Adjusted Scheduled Activity (UDA)	
	2017	2018
April	-103	0
May	603	432
June	1,134	798
July	1,970	1,332
August	2,352	1,742
September	3,036	2,242
October	4,070	
November	4,692	
December	5,386	
January	5,997	
February	6,542	
March	7,319	
April	7,827	
May	8,039	
June	8,046	

QUALITY

	Quantity	Base Number	Contract	AT	Region	England
% of FP17s for the same patient ID Re-attending within 3 months - Children	38	300	12.7%	9.9%	11.6%	11.9%
% of FP17s for the same patient ID Re-attending within 3 months - Adults	471	1,109	42.5%	14.7%	15.2%	15.9%
% of FP17s for the same patient ID Re-attending between 3 & 9 months - Children	158	300	52.7%	51.5%	59.1%	58.1%
% of FP17s for the same patient ID Re-attending between 3 & 9 months - Adults	384	1,109	34.6%	47.4%	51.7%	50.6%
% of FP17s for Band 1 Urgent Courses	144	1,109	13.0%	8.1%	8.0%	9.1%
% of FP17s Relating to Free Repair or Replacements	20	1,109	1.8%	0.7%	0.8%	0.8%
% of FP17s Relating to Continuations	76	1,109	6.9%	0.8%	1.0%	1.1%
% of Patients satisfied with the dentistry they have received	3	3	N/A	91.3%	91.5%	91.4%
% of Patients satisfied with the time they had to wait for an appointment	3	3	N/A	90.2%	88.2%	87.7%

* This is based on patients treated on this contract for their most recent course of treatment. Figures in italics indicate the base number of FP17s or Patient Questionnaire responses are less than 100. N/A is shown where the base number of responses is less than 10 during the period. % is calculated as Quantity/Base number*100

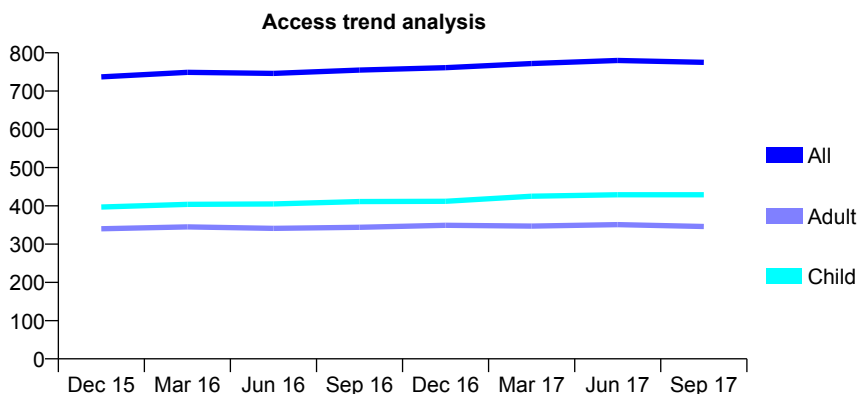
Q54 - Vital Signs At a Glance Contract Report for 231282/0001 - September 2017

Name or company name	MR SD LOESCHER
Contract type name	GDS Contract
Purpose of contract	General
Contract start date	01/04/2006
Contract end date	

17/18 Contracted general activity (UDA)	1,566
Carry forward general activity (UDA)	-26
17/18 Contracted orthodontic activity (UOA)	0
Carry forward orthodontic activity (UOA)	0
Baseline contract value	£37,727.69

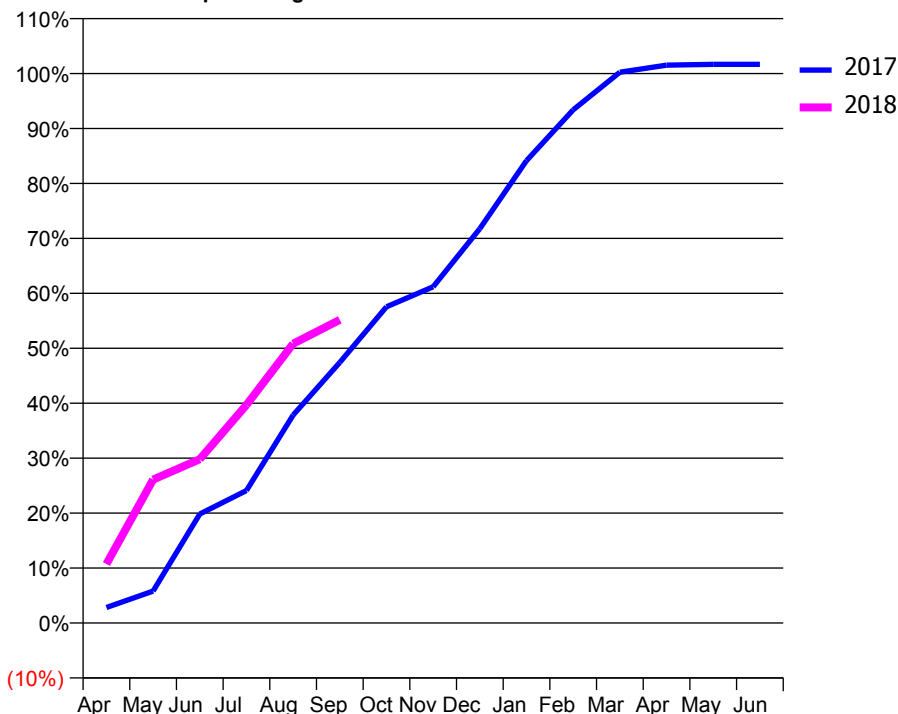
ACCESS*

Patients seen in 24 months	Total	Change since previous quarter
Quarter ending September 2016	755	
Quarter ending December 2016	761	→
Quarter ending March 2017	772	→
Quarter ending June 2017	780	→
Quarter ending September 2017	775	→
Variance since September 2016	2.6%	↑



ACTIVITY

Cumulative percentage of contracted UDA delivered 2017 & 2018



Month	Adjusted Scheduled Activity (UDA)	
	2017	2018
April	44	168
May	91	409
June	311	467
July	378	621
August	593	796
September	743	864
October	901	
November	958	
December	1,124	
January	1,318	
February	1,462	
March	1,570	
April	1,590	
May	1,592	
June	1,592	

QUALITY

	Quantity	Base Number	Contract	AT	Region	England
% of FP17s for the same patient ID Re-attending within 3 months - Children	17	365	4.7%	9.9%	11.6%	11.9%
% of FP17s for the same patient ID Re-attending within 3 months - Adults	27	219	12.3%	14.7%	15.2%	15.9%
% of FP17s for the same patient ID Re-attending between 3 & 9 months - Children	261	365	71.5%	51.5%	59.1%	58.1%
% of FP17s for the same patient ID Re-attending between 3 & 9 months - Adults	121	219	55.3%	47.4%	51.7%	50.6%
% of FP17s for Band 1 Urgent Courses	16	566	2.8%	8.1%	8.0%	9.1%
% of FP17s Relating to Free Repair or Replacements	5	566	0.9%	0.7%	0.8%	0.8%
% of FP17s Relating to Continuations	1	566	0.2%	0.8%	1.0%	1.1%
% of Patients satisfied with the dentistry they have received	0	0	N/A	91.3%	91.5%	91.4%
% of Patients satisfied with the time they had to wait for an appointment	0	0	N/A	90.2%	88.2%	87.7%

* This is based on patients treated on this contract for their most recent course of treatment. Figures in italics indicate the base number of FP17s or Patient Questionnaire responses are less than 100. N/A is shown where the base number of responses is less than 10 during the period. % is calculated as Quantity/Base number*100

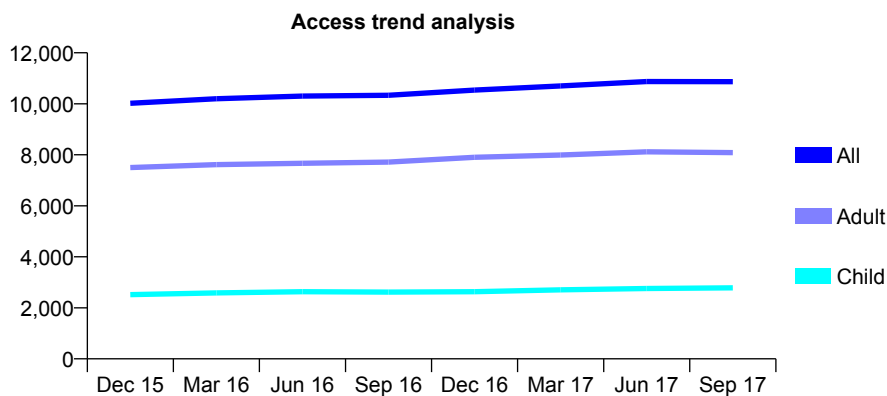
Q54 - Vital Signs At a Glance Contract Report for 234761/0001 - September 2017

Name or company name	MR RS TOBIN
Contract type name	GDS Contract
Purpose of contract	General
Contract start date	01/04/2009
Contract end date	

17/18 Contracted general activity (UDA)	37,040
Carry forward general activity (UDA)	0
17/18 Contracted orthodontic activity (UOA)	0
Carry forward orthodontic activity (UOA)	0
Baseline contract value	£985,832.45

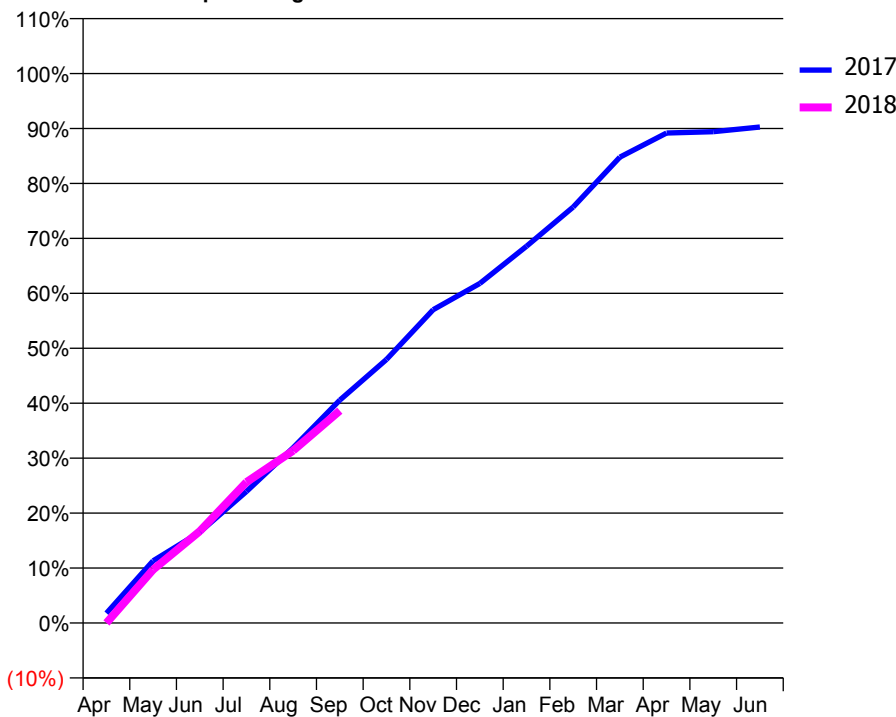
ACCESS*

Patients seen in 24 months	Total	Change since previous quarter
Quarter ending September 2016	10,336	
Quarter ending December 2016	10,537	→
Quarter ending March 2017	10,699	→
Quarter ending June 2017	10,874	→
Quarter ending September 2017	10,869	→
Variance since September 2016	5.2%	↑



ACTIVITY

Cumulative percentage of contracted UDA delivered 2017 & 2018



Month	Adjusted Scheduled Activity (UDA)	
	2017	2018
April	659	0
May	4,191	3,600
June	6,127	6,190
July	8,864	9,497
August	11,818	11,617
September	15,023	14,311
October	17,770	
November	21,120	
December	22,892	
January	25,396	
February	28,041	
March	31,402	
April	33,027	
May	33,121	
June	33,428	

QUALITY

	Quantity	Base Number	Contract	AT	Region	England
% of FP17s for the same patient ID Re-attending within 3 months - Children	204	1,923	10.6%	9.9%	11.6%	11.9%
% of FP17s for the same patient ID Re-attending within 3 months - Adults	1,215	5,682	21.4%	14.7%	15.2%	15.9%
% of FP17s for the same patient ID Re-attending between 3 & 9 months - Children	1,003	1,923	52.2%	51.5%	59.1%	58.1%
% of FP17s for the same patient ID Re-attending between 3 & 9 months - Adults	2,631	5,682	46.3%	47.4%	51.7%	50.6%
% of FP17s for Band 1 Urgent Courses	939	6,245	15.0%	8.1%	8.0%	9.1%
% of FP17s Relating to Free Repair or Replacements	63	6,245	1.0%	0.7%	0.8%	0.8%
% of FP17s Relating to Continuations	111	6,245	1.8%	0.8%	1.0%	1.1%
% of Patients satisfied with the dentistry they have received	13	13	100.0%	91.3%	91.5%	91.4%
% of Patients satisfied with the time they had to wait for an appointment	13	13	100.0%	90.2%	88.2%	87.7%

* This is based on patients treated on this contract for their most recent course of treatment. Figures in italics indicate the base number of FP17s or Patient Questionnaire responses are less than 100. N/A is shown where the base number of responses is less than 10 during the period. % is calculated as Quantity/Base number*100

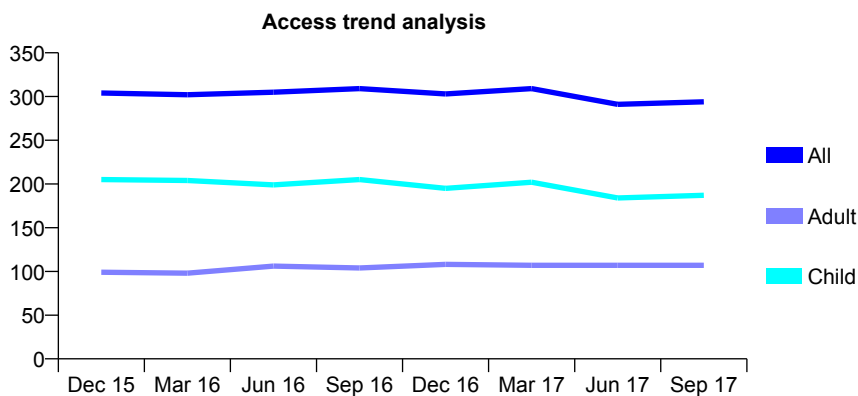
Q54 - Vital Signs At a Glance Contract Report for 234982/0001 - September 2017

Name or company name	MR CJ HIRST
Contract type name	GDS Contract
Purpose of contract	General
Contract start date	01/04/2006
Contract end date	

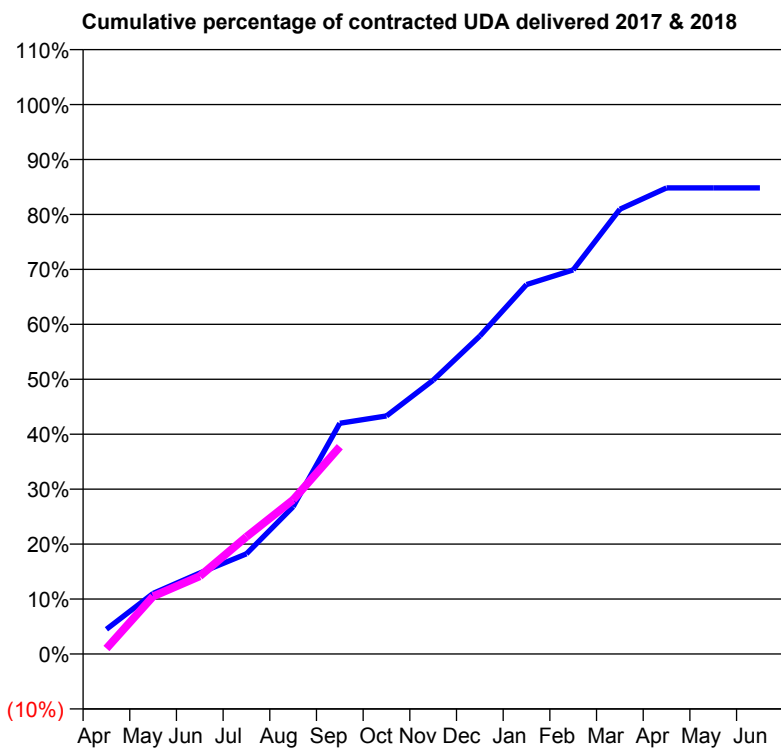
17/18 Contracted general activity (UDA)	600
Carry forward general activity (UDA)	0
17/18 Contracted orthodontic activity (UOA)	0
Carry forward orthodontic activity (UOA)	0
Baseline contract value	£14,898.62

ACCESS*

Patients seen in 24 months	Total	Change since previous quarter
Quarter ending September 2016	309	
Quarter ending December 2016	303	↓
Quarter ending March 2017	309	→
Quarter ending June 2017	291	↓
Quarter ending September 2017	294	→
Variance since September 2016	(4.9%)	↓



ACTIVITY



Adjusted Scheduled Activity (UDA)		
Month	2017	2018
April	27	6
May	66	63
June	88	85
July	109	128
August	161	168
September	252	226
October	260	
November	299	
December	347	
January	403	
February	419	
March	486	
April	509	
May	509	
June	509	

QUALITY

	Quantity	Base Number	Contract	AT	Region	England
% of FP17s for the same patient ID Re-attending within 3 months - Children	4	141	2.8%	9.9%	11.6%	11.9%
% of FP17s for the same patient ID Re-attending within 3 months - Adults	0	44	0.0%	14.7%	15.2%	15.9%
% of FP17s for the same patient ID Re-attending between 3 & 9 months - Children	91	141	64.5%	51.5%	59.1%	58.1%
% of FP17s for the same patient ID Re-attending between 3 & 9 months - Adults	20	44	45.5%	47.4%	51.7%	50.6%
% of FP17s for Band 1 Urgent Courses	2	164	1.2%	8.1%	8.0%	9.1%
% of FP17s Relating to Free Repair or Replacements	0	164	0.0%	0.7%	0.8%	0.8%
% of FP17s Relating to Continuations	0	164	0.0%	0.8%	1.0%	1.1%
% of Patients satisfied with the dentistry they have received	0	0	N/A	91.3%	91.5%	91.4%
% of Patients satisfied with the time they had to wait for an appointment	0	0	N/A	90.2%	88.2%	87.7%

* This is based on patients treated on this contract for their most recent course of treatment. Figures in italics indicate the base number of FP17s or Patient Questionnaire responses are less than 100. N/A is shown where the base number of responses is less than 10 during the period. % is calculated as Quantity/Base number*100

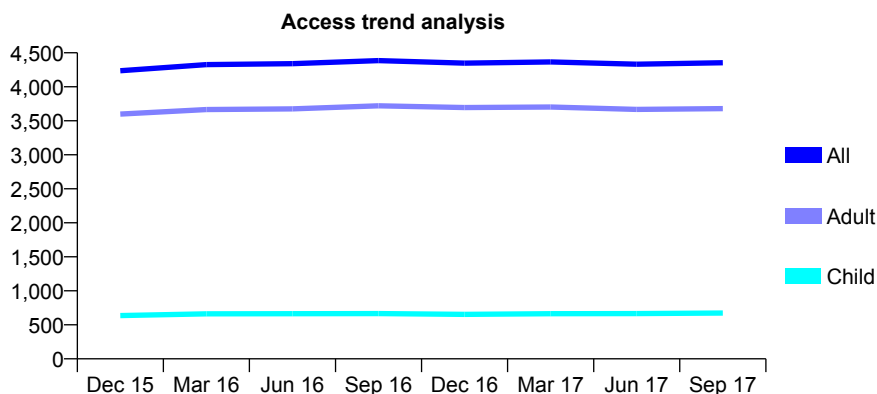
Q54 - Vital Signs At a Glance Contract Report for 239046/0001 - September 2017

Name or company name	MR DW PANNELL
Contract type name	GDS Contract
Purpose of contract	General
Contract start date	01/04/2006
Contract end date	

17/18 Contracted general activity (UDA)	13,464
Carry forward general activity (UDA)	0
17/18 Contracted orthodontic activity (UOA)	0
Carry forward orthodontic activity (UOA)	0
Baseline contract value	£277,254.84

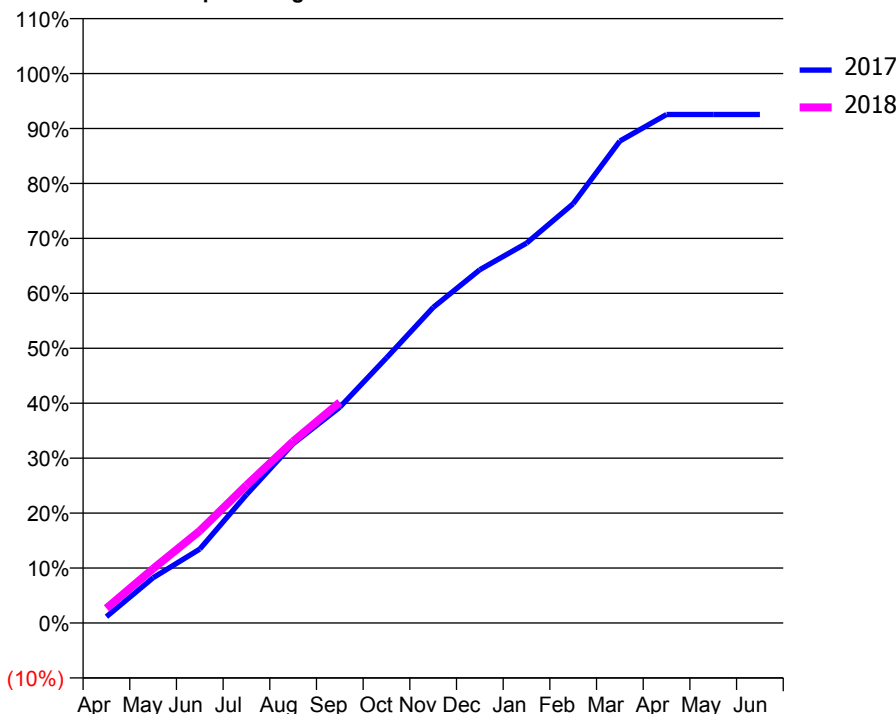
ACCESS*

Patients seen in 24 months	Total	Change since previous quarter
Quarter ending September 2016	4,386	
Quarter ending December 2016	4,349	→
Quarter ending March 2017	4,366	→
Quarter ending June 2017	4,333	→
Quarter ending September 2017	4,353	→
Variance since September 2016	(0.8%)	→



ACTIVITY

Cumulative percentage of contracted UDA delivered 2017 & 2018



Adjusted Scheduled Activity (UDA)

Month	2017	2018
April	155	360
May	1,108	1,331
June	1,810	2,261
July	3,144	3,376
August	4,392	4,451
September	5,288	5,410
October	6,497	
November	7,733	
December	8,656	
January	9,306	
February	10,275	
March	11,811	
April	12,461	
May	12,461	
June	12,461	

QUALITY

	Quantity	Base Number	Contract	AT	Region	England
% of FP17s for the same patient ID Re-attending within 3 months - Children	36	518	6.9%	9.9%	11.6%	11.9%
% of FP17s for the same patient ID Re-attending within 3 months - Adults	403	2,732	14.8%	14.7%	15.2%	15.9%
% of FP17s for the same patient ID Re-attending between 3 & 9 months - Children	311	518	60.0%	51.5%	59.1%	58.1%
% of FP17s for the same patient ID Re-attending between 3 & 9 months - Adults	1,617	2,732	59.2%	47.4%	51.7%	50.6%
% of FP17s for Band 1 Urgent Courses	107	2,931	3.7%	8.1%	8.0%	9.1%
% of FP17s Relating to Free Repair or Replacements	41	2,931	1.4%	0.7%	0.8%	0.8%
% of FP17s Relating to Continuations	74	2,931	2.5%	0.8%	1.0%	1.1%
% of Patients satisfied with the dentistry they have received	11	11	100.0%	91.3%	91.5%	91.4%
% of Patients satisfied with the time they had to wait for an appointment	11	11	100.0%	90.2%	88.2%	87.7%

* This is based on patients treated on this contract for their most recent course of treatment. Figures in italics indicate the base number of FP17s or Patient Questionnaire responses are less than 100. N/A is shown where the base number of responses is less than 10 during the period. % is calculated as Quantity/Base number*100

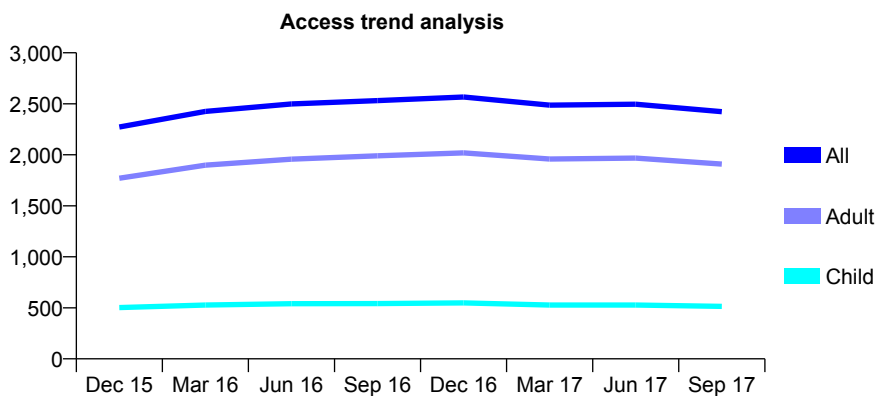
Q54 - Vital Signs At a Glance Contract Report for 240672/0002 - September 2017

Name or company name	MISS CR RUMLEY
Contract type name	GDS Contract
Purpose of contract	General
Contract start date	01/08/2014
Contract end date	

17/18 Contracted general activity (UDA)	7,324
Carry forward general activity (UDA)	39
17/18 Contracted orthodontic activity (UOA)	0
Carry forward orthodontic activity (UOA)	0
Baseline contract value	£195,284.97

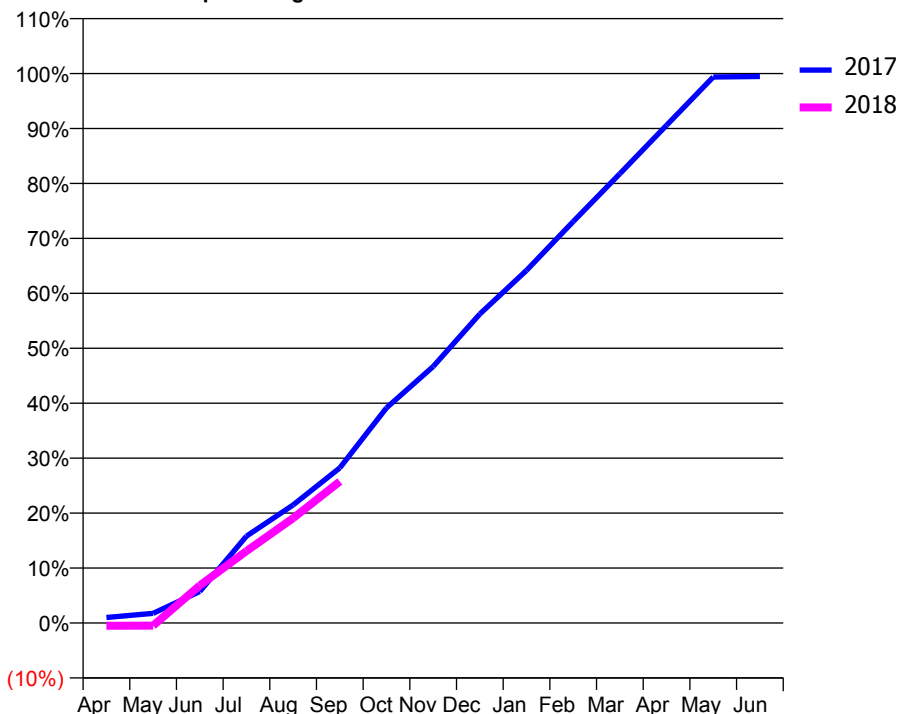
ACCESS*

Patients seen in 24 months	Total	Change since previous quarter
Quarter ending September 2016	2,532	
Quarter ending December 2016	2,567	→
Quarter ending March 2017	2,487	↓
Quarter ending June 2017	2,496	→
Quarter ending September 2017	2,423	↓
Variance since September 2016	(4.3%)	↓



ACTIVITY

Cumulative percentage of contracted UDA delivered 2017 & 2018



Month	Adjusted Scheduled Activity (UDA)	
	2017	2018
April	73	-39
May	129	-36
June	421	501
July	1,158	958
August	1,573	1,398
September	2,068	1,887
October	2,868	
November	3,418	
December	4,120	
January	4,701	
February	5,351	
March	5,989	
April	6,633	
May	7,277	
June	7,284	

QUALITY

	Quantity	Base Number	Contract	AT	Region	England
% of FP17s for the same patient ID Re-attending within 3 months - Children	16	312	5.1%	9.9%	11.6%	11.9%
% of FP17s for the same patient ID Re-attending within 3 months - Adults	85	1,060	8.0%	14.7%	15.2%	15.9%
% of FP17s for the same patient ID Re-attending between 3 & 9 months - Children	150	312	48.1%	51.5%	59.1%	58.1%
% of FP17s for the same patient ID Re-attending between 3 & 9 months - Adults	583	1,060	55.0%	47.4%	51.7%	50.6%
% of FP17s for Band 1 Urgent Courses	46	864	5.3%	8.1%	8.0%	9.1%
% of FP17s Relating to Free Repair or Replacements	8	864	0.9%	0.7%	0.8%	0.8%
% of FP17s Relating to Continuations	8	864	0.9%	0.8%	1.0%	1.1%
% of Patients satisfied with the dentistry they have received	8	8	N/A	91.3%	91.5%	91.4%
% of Patients satisfied with the time they had to wait for an appointment	8	8	N/A	90.2%	88.2%	87.7%

* This is based on patients treated on this contract for their most recent course of treatment. Figures in italics indicate the base number of FP17s or Patient Questionnaire responses are less than 100. N/A is shown where the base number of responses is less than 10 during the period. % is calculated as Quantity/Base number*100

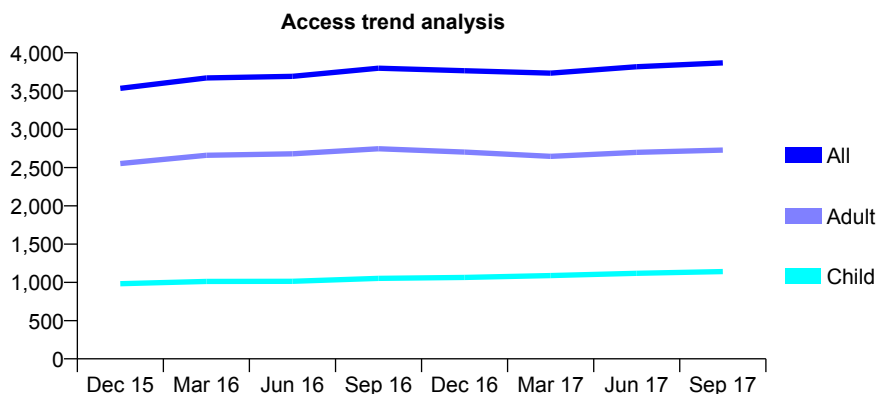
Q54 - Vital Signs At a Glance Contract Report for 241083/0001 - September 2017

Name or company name	MR V SUDRA
Contract type name	GDS Contract
Purpose of contract	General and Orthodontic
Contract start date	01/04/2006
Contract end date	

17/18 Contracted general activity (UDA)	11,592
Carry forward general activity (UDA)	0
17/18 Contracted orthodontic activity (UOA)	190
Carry forward orthodontic activity (UOA)	0
Baseline contract value	£378,461.94

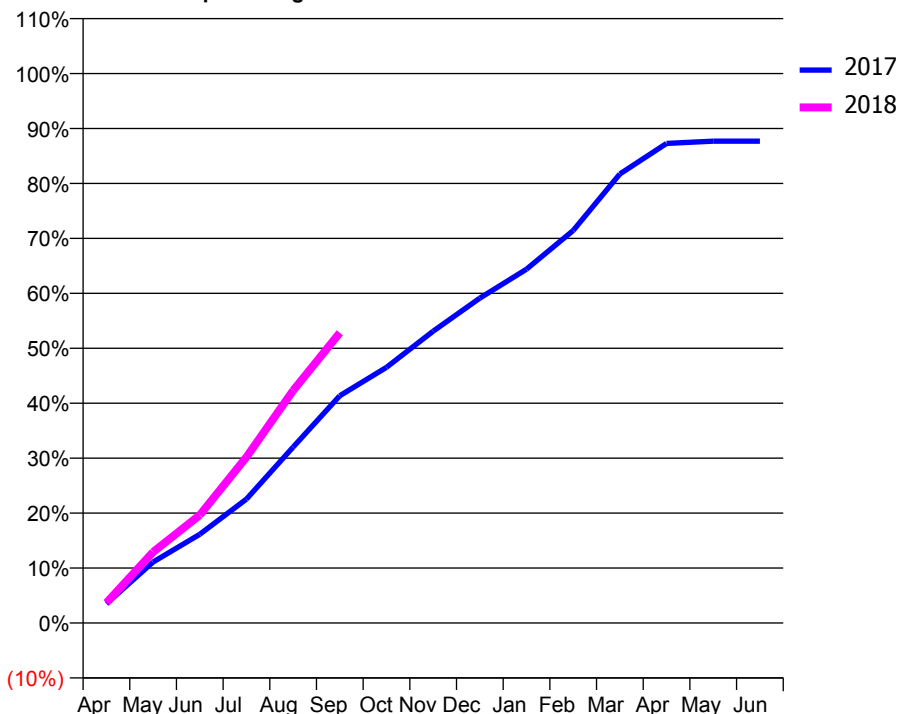
ACCESS*

Patients seen in 24 months	Total	Change since previous quarter
Quarter ending September 2016	3,798	
Quarter ending December 2016	3,766	→
Quarter ending March 2017	3,734	→
Quarter ending June 2017	3,817	↑
Quarter ending September 2017	3,868	→
Variance since September 2016	1.8%	→



ACTIVITY

Cumulative percentage of contracted UDA delivered 2017 & 2018



Month	Adjusted Scheduled Activity (UDA)	
	2017	2018
April	405	425
May	1,286	1,498
June	1,872	2,276
July	2,614	3,501
August	3,711	4,903
September	4,796	6,123
October	5,393	
November	6,157	
December	6,854	
January	7,465	
February	8,279	
March	9,473	
April	10,117	
May	10,165	
June	10,165	

QUALITY

	Quantity	Base Number	Contract	AT	Region	England
% of FP17s for the same patient ID Re-attending within 3 months - Children	38	658	5.8%	9.9%	11.6%	11.9%
% of FP17s for the same patient ID Re-attending within 3 months - Adults	200	1,470	13.6%	14.7%	15.2%	15.9%
% of FP17s for the same patient ID Re-attending between 3 & 9 months - Children	214	658	32.5%	51.5%	59.1%	58.1%
% of FP17s for the same patient ID Re-attending between 3 & 9 months - Adults	415	1,470	28.2%	47.4%	51.7%	50.6%
% of FP17s for Band 1 Urgent Courses	102	1,658	6.2%	8.1%	8.0%	9.1%
% of FP17s Relating to Free Repair or Replacements	16	1,658	1.0%	0.7%	0.8%	0.8%
% of FP17s Relating to Continuations	3	1,658	0.2%	0.8%	1.0%	1.1%
% of Patients satisfied with the dentistry they have received	1	1	N/A	91.3%	91.5%	91.4%
% of Patients satisfied with the time they had to wait for an appointment	1	1	N/A	90.2%	88.2%	87.7%

* This is based on patients treated on this contract for their most recent course of treatment. Figures in italics indicate the base number of FP17s or Patient Questionnaire responses are less than 100. N/A is shown where the base number of responses is less than 10 during the period. % is calculated as Quantity/Base number*100

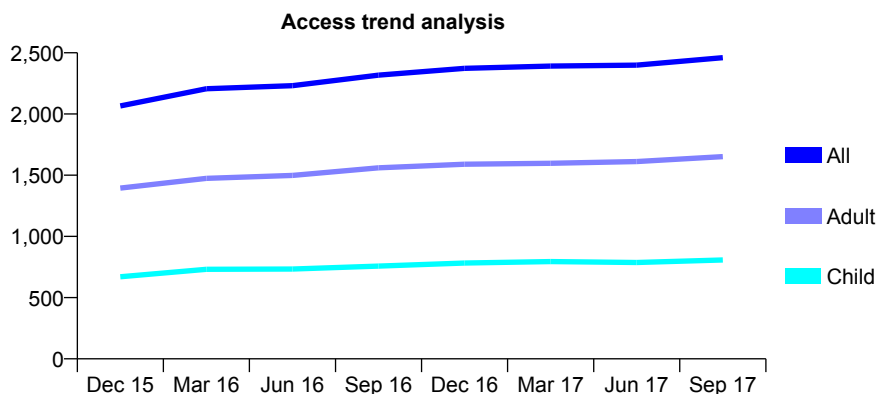
Q54 - Vital Signs At a Glance Contract Report for 244228/0001 - September 2017

Name or company name	MR JS BARDHA
Contract type name	GDS Contract
Purpose of contract	General and Orthodontic
Contract start date	01/04/2006
Contract end date	

17/18 Contracted general activity (UDA)	9,698
Carry forward general activity (UDA)	16
17/18 Contracted orthodontic activity (UOA)	204
Carry forward orthodontic activity (UOA)	-5
Baseline contract value	£278,171.41

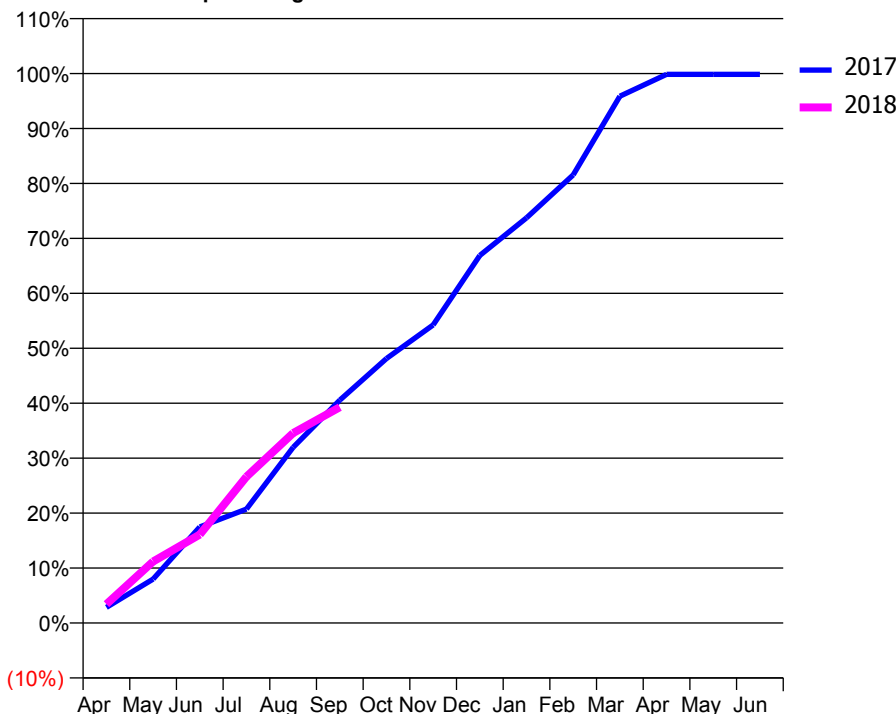
ACCESS*

Patients seen in 24 months	Total	Change since previous quarter
Quarter ending September 2016	2,318	
Quarter ending December 2016	2,373	↑
Quarter ending March 2017	2,392	→
Quarter ending June 2017	2,399	→
Quarter ending September 2017	2,460	↑
Variance since September 2016	6.1%	↑



ACTIVITY

Cumulative percentage of contracted UDA delivered 2017 & 2018



Adjusted Scheduled Activity (UDA)

Month	2017	2018
April	276	332
May	776	1,087
June	1,695	1,563
July	2,011	2,583
August	3,101	3,352
September	3,933	3,808
October	4,668	
November	5,261	
December	6,486	
January	7,152	
February	7,908	
March	9,297	
April	9,682	
May	9,682	
June	9,682	

QUALITY

	Quantity	Base Number	Contract	AT	Region	England
% of FP17s for the same patient ID Re-attending within 3 months - Children	14	483	2.9%	9.9%	11.6%	11.9%
% of FP17s for the same patient ID Re-attending within 3 months - Adults	74	789	9.4%	14.7%	15.2%	15.9%
% of FP17s for the same patient ID Re-attending between 3 & 9 months - Children	244	483	50.5%	51.5%	59.1%	58.1%
% of FP17s for the same patient ID Re-attending between 3 & 9 months - Adults	359	789	45.5%	47.4%	51.7%	50.6%
% of FP17s for Band 1 Urgent Courses	11	1,127	1.0%	8.1%	8.0%	9.1%
% of FP17s Relating to Free Repair or Replacements	0	1,127	0.0%	0.7%	0.8%	0.8%
% of FP17s Relating to Continuations	32	1,127	2.8%	0.8%	1.0%	1.1%
% of Patients satisfied with the dentistry they have received	1	1	N/A	91.3%	91.5%	91.4%
% of Patients satisfied with the time they had to wait for an appointment	0	1	N/A	90.2%	88.2%	87.7%

* This is based on patients treated on this contract for their most recent course of treatment. Figures in italics indicate the base number of FP17s or Patient Questionnaire responses are less than 100. N/A is shown where the base number of responses is less than 10 during the period. % is calculated as Quantity/Base number*100

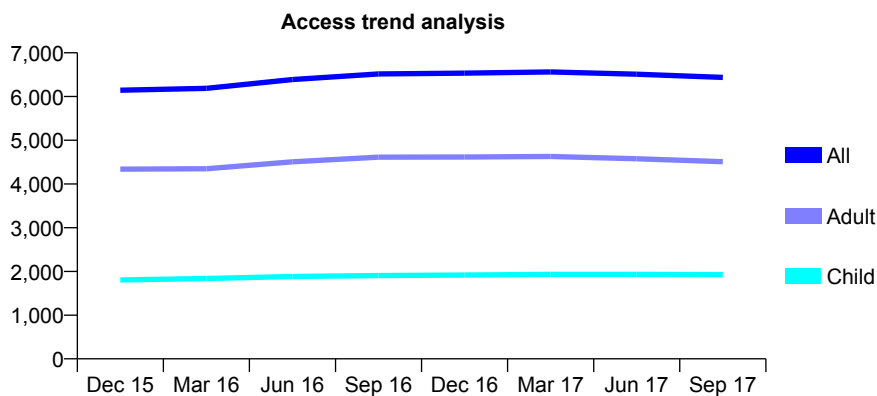
Q54 - Vital Signs At a Glance Contract Report for 245860/0001 - September 2017

Name or company name	MR M BINAMIN
Contract type name	GDS Contract
Purpose of contract	General
Contract start date	01/04/2006
Contract end date	

17/18 Contracted general activity (UDA)	12,244
Carry forward general activity (UDA)	0
17/18 Contracted orthodontic activity (UOA)	0
Carry forward orthodontic activity (UOA)	0
Baseline contract value	£293,115.73

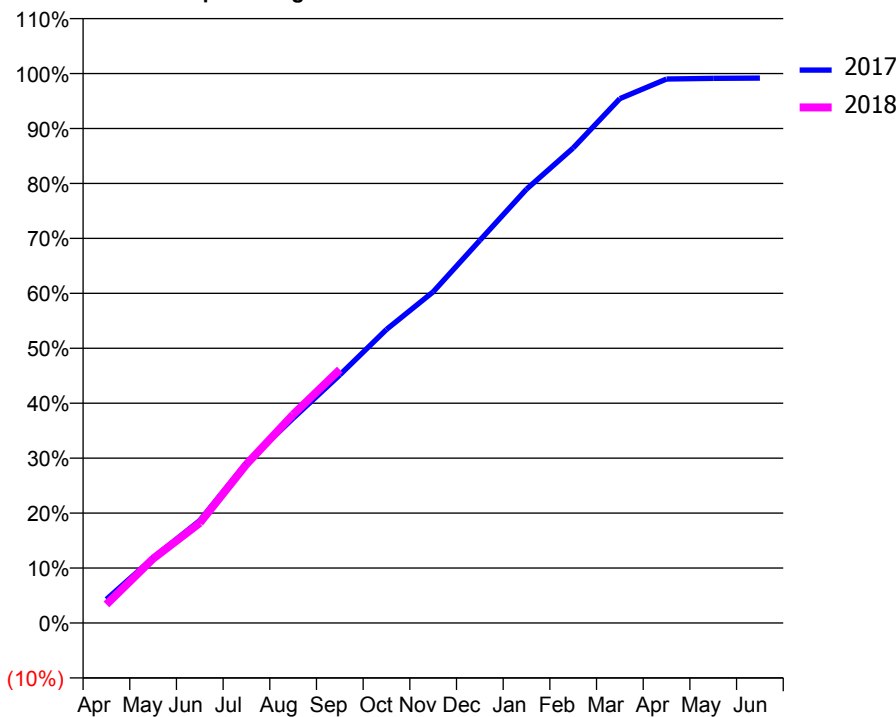
ACCESS*

Patients seen in 24 months	Total	Change since previous quarter
Quarter ending September 2016	6,516	
Quarter ending December 2016	6,535	→
Quarter ending March 2017	6,561	→
Quarter ending June 2017	6,509	→
Quarter ending September 2017	6,437	↓
Variance since September 2016	(1.2%)	↓



ACTIVITY

Cumulative percentage of contracted UDA delivered 2017 & 2018



Month	Adjusted Scheduled Activity (UDA)	
	2017	2018
April	527	414
May	1,453	1,435
June	2,283	2,229
July	3,566	3,536
August	4,563	4,646
September	5,528	5,648
October	6,543	
November	7,378	
December	8,527	
January	9,668	
February	10,585	
March	11,684	
April	12,121	
May	12,136	
June	12,141	

QUALITY

	Quantity	Base Number	Contract	AT	Region	England
% of FP17s for the same patient ID Re-attending within 3 months - Children	73	1,326	5.5%	9.9%	11.6%	11.9%
% of FP17s for the same patient ID Re-attending within 3 months - Adults	328	2,766	11.9%	14.7%	15.2%	15.9%
% of FP17s for the same patient ID Re-attending between 3 & 9 months - Children	740	1,326	55.8%	51.5%	59.1%	58.1%
% of FP17s for the same patient ID Re-attending between 3 & 9 months - Adults	1,487	2,766	53.8%	47.4%	51.7%	50.6%
% of FP17s for Band 1 Urgent Courses	355	3,796	9.4%	8.1%	8.0%	9.1%
% of FP17s Relating to Free Repair or Replacements	31	3,796	0.8%	0.7%	0.8%	0.8%
% of FP17s Relating to Continuations	1	3,796	0.0%	0.8%	1.0%	1.1%
% of Patients satisfied with the dentistry they have received	5	7	N/A	91.3%	91.5%	91.4%
% of Patients satisfied with the time they had to wait for an appointment	5	7	N/A	90.2%	88.2%	87.7%

* This is based on patients treated on this contract for their most recent course of treatment. Figures in italics indicate the base number of FP17s or Patient Questionnaire responses are less than 100. N/A is shown where the base number of responses is less than 10 during the period. % is calculated as Quantity/Base number*100

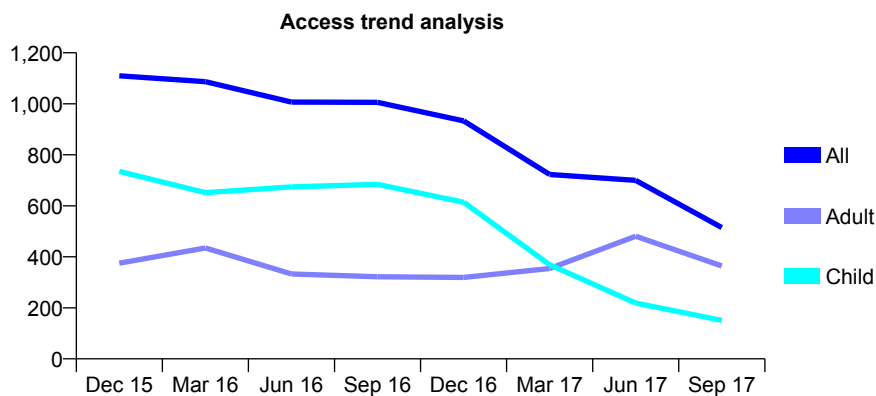
Q54 - Vital Signs At a Glance Contract Report for 249726/0004 - September 2017

Name or company name	MR AA DUGGAL
Contract type name	PDS Plus Contract
Purpose of contract	General
Contract start date	01/05/2012
Contract end date	30/04/2017

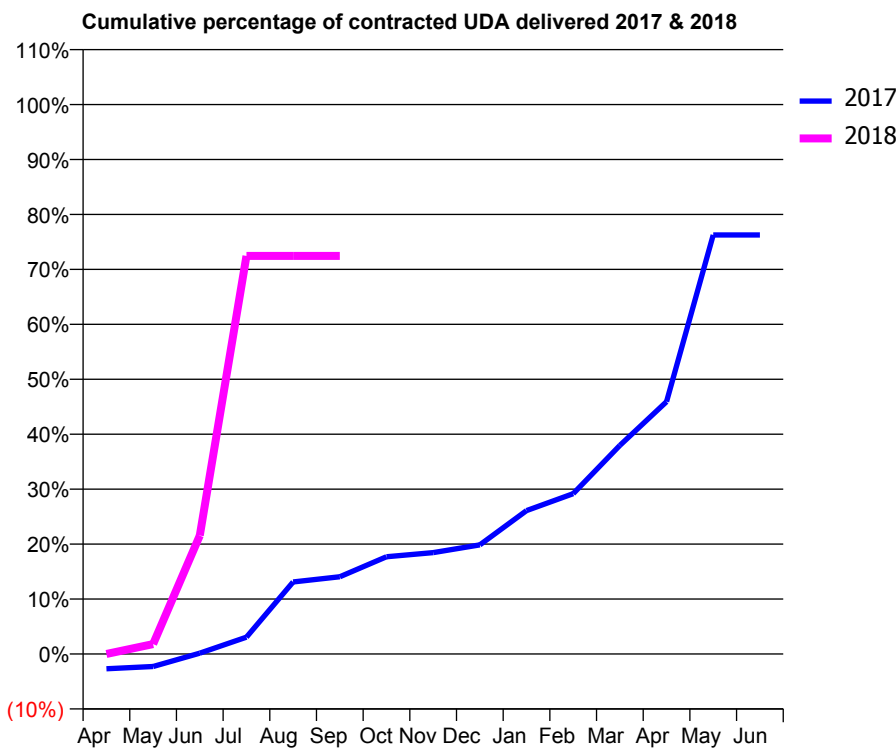
17/18 Contracted general activity (UDA)	167
Carry forward general activity (UDA)	0
17/18 Contracted orthodontic activity (UOA)	0
Carry forward orthodontic activity (UOA)	0
Baseline contract value	£2,146.84

ACCESS*

Patients seen in 24 months	Total	Change since previous quarter
Quarter ending September 2016	1,006	
Quarter ending December 2016	933	↓
Quarter ending March 2017	723	↓
Quarter ending June 2017	700	↓
Quarter ending September 2017	515	↓
Variance since September 2016	(48.8%)	↓



ACTIVITY



Adjusted Scheduled Activity (UDA)		
Month	2017	2018
April	-54	0
May	-46	3
June	3	36
July	61	121
August	262	121
September	281	121
October	354	
November	369	
December	397	
January	522	
February	583	
March	759	
April	918	
May	1,525	
June	1,525	

QUALITY

	Quantity	Base Number	Contract	AT	Region	England
% of FP17s for the same patient ID Re-attending within 3 months - Children	0	72	0.0%	9.9%	11.6%	11.9%
% of FP17s for the same patient ID Re-attending within 3 months - Adults	8	376	2.1%	14.7%	15.2%	15.9%
% of FP17s for the same patient ID Re-attending between 3 & 9 months - Children	2	72	2.8%	51.5%	59.1%	58.1%
% of FP17s for the same patient ID Re-attending between 3 & 9 months - Adults	21	376	5.6%	47.4%	51.7%	50.6%
% of FP17s for Band 1 Urgent Courses	0	41	0.0%	8.1%	8.0%	9.1%
% of FP17s Relating to Free Repair or Replacements	0	41	0.0%	0.7%	0.8%	0.8%
% of FP17s Relating to Continuations	0	41	0.0%	0.8%	1.0%	1.1%
% of Patients satisfied with the dentistry they have received	8	9	N/A	91.3%	91.5%	91.4%
% of Patients satisfied with the time they had to wait for an appointment	8	9	N/A	90.2%	88.2%	87.7%

* This is based on patients treated on this contract for their most recent course of treatment. Figures in italics indicate the base number of FP17s or Patient Questionnaire responses are less than 100. N/A is shown where the base number of responses is less than 10 during the period. % is calculated as Quantity/Base number*100

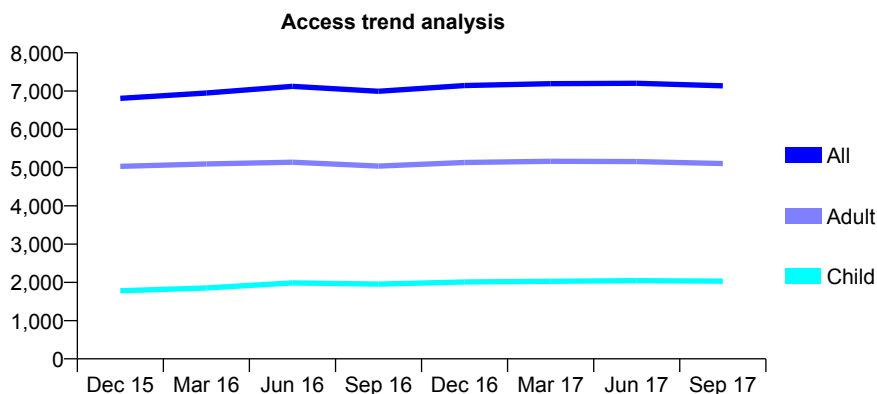
Q54 - Vital Signs At a Glance Contract Report for 250333/0001 - September 2017

Name or company name	MR JS JANDU
Contract type name	GDS Contract
Purpose of contract	General and Orthodontic
Contract start date	01/04/2008
Contract end date	

17/18 Contracted general activity (UDA)	22,064
Carry forward general activity (UDA)	0
17/18 Contracted orthodontic activity (UOA)	1,209
Carry forward orthodontic activity (UOA)	0
Baseline contract value	£644,162.26

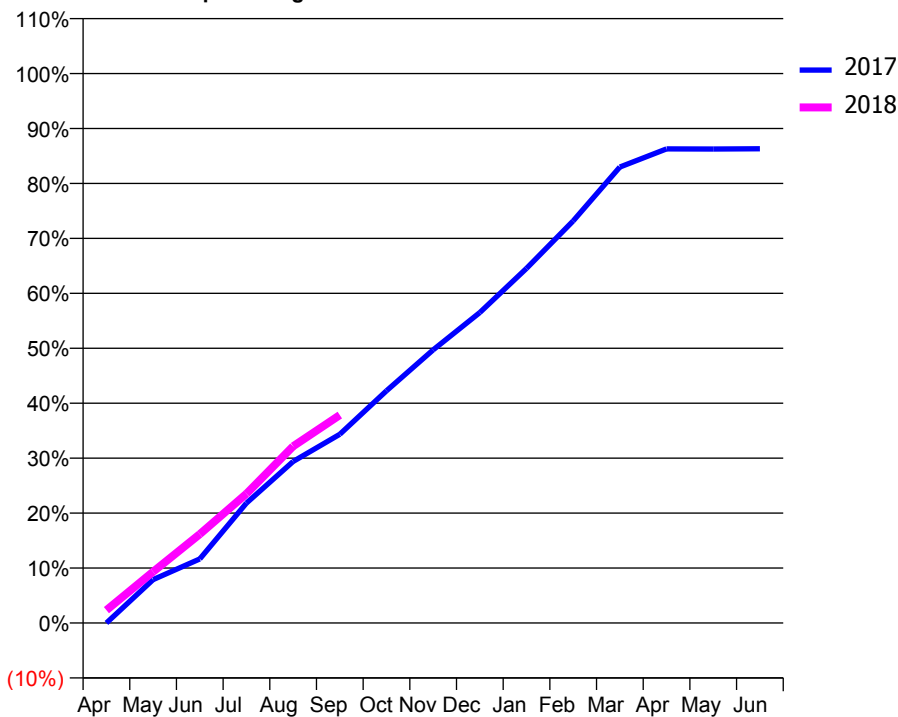
ACCESS*

Patients seen in 24 months	Total	Change since previous quarter
Quarter ending September 2016	6,994	
Quarter ending December 2016	7,143	↑
Quarter ending March 2017	7,192	→
Quarter ending June 2017	7,202	→
Quarter ending September 2017	7,136	→
Variance since September 2016	2.0%	↑



ACTIVITY

Cumulative percentage of contracted UDA delivered 2017 & 2018



Month	Adjusted Scheduled Activity (UDA)	
	2017	2018
April	3	519
May	1,742	2,061
June	2,574	3,566
July	4,816	5,193
August	6,485	7,095
September	7,577	8,350
October	9,325	
November	10,966	
December	12,469	
January	14,239	
February	16,145	
March	18,307	
April	19,034	
May	19,032	
June	19,044	

QUALITY

	Quantity	Base Number	Contract	AT	Region	England
% of FP17s for the same patient ID Re-attending within 3 months - Children	90	1,353	6.7%	9.9%	11.6%	11.9%
% of FP17s for the same patient ID Re-attending within 3 months - Adults	340	2,947	11.5%	14.7%	15.2%	15.9%
% of FP17s for the same patient ID Re-attending between 3 & 9 months - Children	594	1,353	43.9%	51.5%	59.1%	58.1%
% of FP17s for the same patient ID Re-attending between 3 & 9 months - Adults	1,281	2,947	43.5%	47.4%	51.7%	50.6%
% of FP17s for Band 1 Urgent Courses	367	3,950	9.3%	8.1%	8.0%	9.1%
% of FP17s Relating to Free Repair or Replacements	24	3,950	0.6%	0.7%	0.8%	0.8%
% of FP17s Relating to Continuations	10	3,950	0.3%	0.8%	1.0%	1.1%
% of Patients satisfied with the dentistry they have received	5	5	N/A	91.3%	91.5%	91.4%
% of Patients satisfied with the time they had to wait for an appointment	4	5	N/A	90.2%	88.2%	87.7%

* This is based on patients treated on this contract for their most recent course of treatment. Figures in italics indicate the base number of FP17s or Patient Questionnaire responses are less than 100. N/A is shown where the base number of responses is less than 10 during the period. % is calculated as Quantity/Base number*100

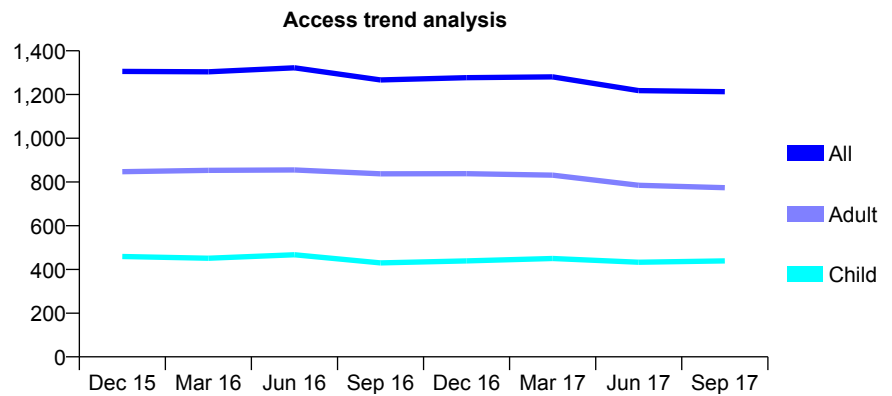
Q54 - Vital Signs At a Glance Contract Report for 250333/0002 - September 2017

Name or company name	MR JS JANDU
Contract type name	GDS Contract
Purpose of contract	General
Contract start date	01/10/2012
Contract end date	

17/18 Contracted general activity (UDA)	4,213
Carry forward general activity (UDA)	0
17/18 Contracted orthodontic activity (UOA)	0
Carry forward orthodontic activity (UOA)	0
Baseline contract value	£113,689.86

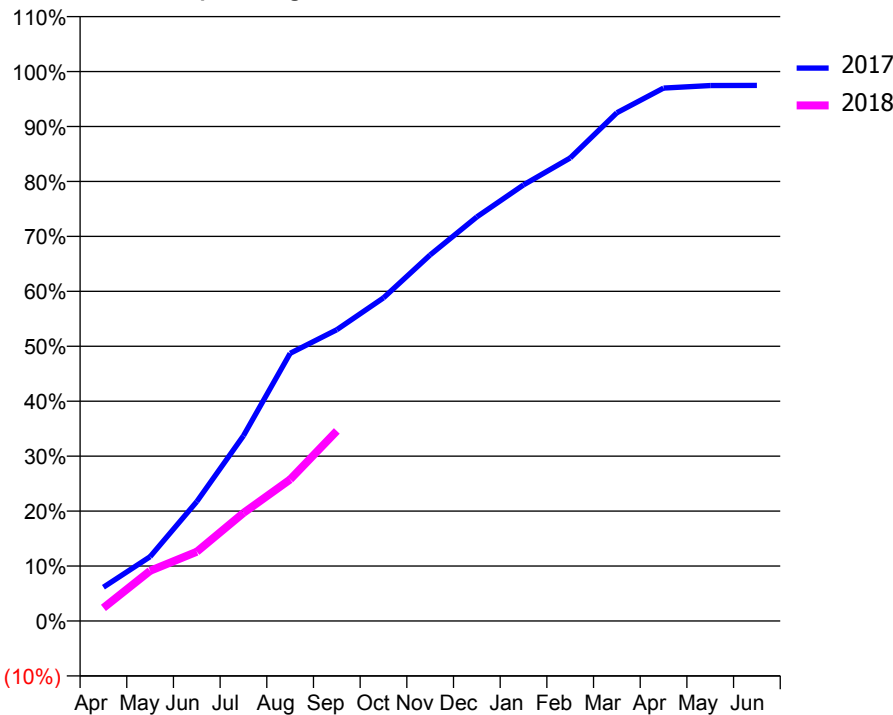
ACCESS*

Patients seen in 24 months	Total	Change since previous quarter
Quarter ending September 2016	1,267	
Quarter ending December 2016	1,277	→
Quarter ending March 2017	1,281	→
Quarter ending June 2017	1,218	↓
Quarter ending September 2017	1,213	→
Variance since September 2016	(4.3%)	↓



ACTIVITY

Cumulative percentage of contracted UDA delivered 2017 & 2018



Month	Adjusted Scheduled Activity (UDA)	
	2017	2018
April	259	101
May	494	385
June	916	531
July	1,421	829
August	2,052	1,085
September	2,234	1,458
October	2,478	
November	2,807	
December	3,098	
January	3,343	
February	3,551	
March	3,897	
April	4,086	
May	4,105	
June	4,106	

QUALITY

	Quantity	Base Number	Contract	AT	Region	England
% of FP17s for the same patient ID Re-attending within 3 months - Children	15	226	6.6%	9.9%	11.6%	11.9%
% of FP17s for the same patient ID Re-attending within 3 months - Adults	63	422	14.9%	14.7%	15.2%	15.9%
% of FP17s for the same patient ID Re-attending between 3 & 9 months - Children	99	226	43.8%	51.5%	59.1%	58.1%
% of FP17s for the same patient ID Re-attending between 3 & 9 months - Adults	190	422	45.0%	47.4%	51.7%	50.6%
% of FP17s for Band 1 Urgent Courses	44	569	7.7%	8.1%	8.0%	9.1%
% of FP17s Relating to Free Repair or Replacements	6	569	1.1%	0.7%	0.8%	0.8%
% of FP17s Relating to Continuations	10	569	1.8%	0.8%	1.0%	1.1%
% of Patients satisfied with the dentistry they have received	1	2	N/A	91.3%	91.5%	91.4%
% of Patients satisfied with the time they had to wait for an appointment	1	2	N/A	90.2%	88.2%	87.7%

* This is based on patients treated on this contract for their most recent course of treatment. Figures in italics indicate the base number of FP17s or Patient Questionnaire responses are less than 100. N/A is shown where the base number of responses is less than 10 during the period. % is calculated as Quantity/Base number*100

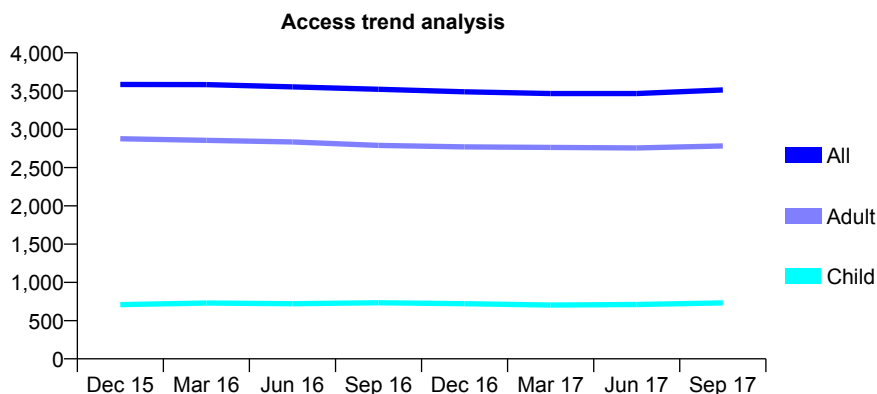
Q54 - Vital Signs At a Glance Contract Report for 251623/0001 - September 2017

Name or company name	MR F HEYDARI-BATENI
Contract type name	GDS Contract
Purpose of contract	General
Contract start date	01/04/2006
Contract end date	

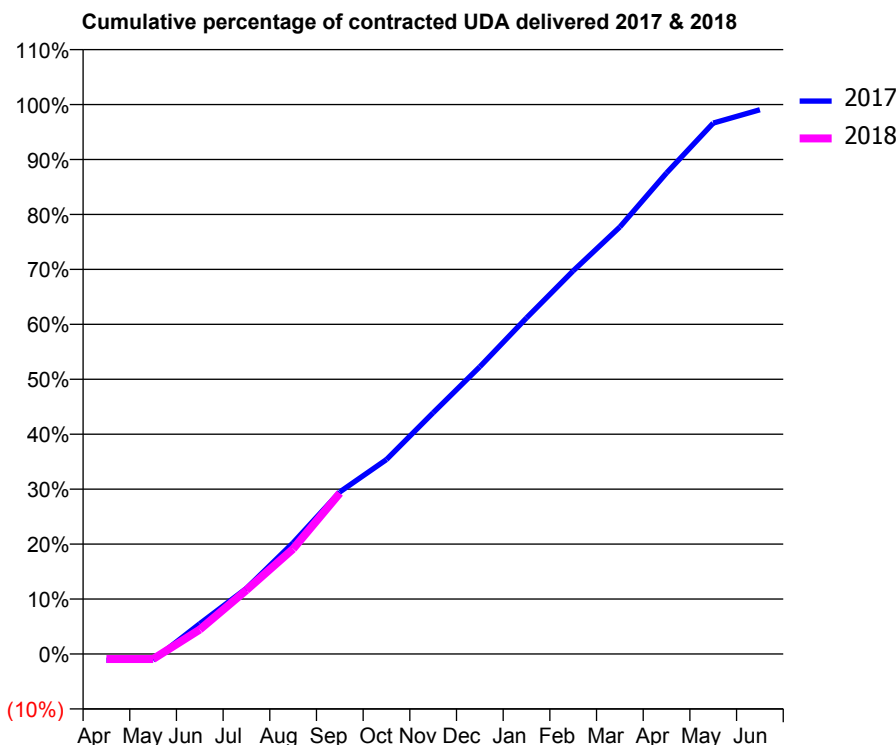
17/18 Contracted general activity (UDA)	11,261
Carry forward general activity (UDA)	106
17/18 Contracted orthodontic activity (UOA)	0
Carry forward orthodontic activity (UOA)	0
Baseline contract value	£239,864.21

ACCESS*

Patients seen in 24 months	Total	Change since previous quarter
Quarter ending September 2016	3,523	
Quarter ending December 2016	3,491	→
Quarter ending March 2017	3,467	→
Quarter ending June 2017	3,468	→
Quarter ending September 2017	3,515	→
Variance since September 2016	(0.2%)	→



ACTIVITY



Month	Adjusted Scheduled Activity (UDA)	
	2017	2018
April	-129	-106
May	-126	-106
June	621	503
July	1,345	1,309
August	2,280	2,154
September	3,322	3,297
October	3,986	
November	4,945	
December	5,888	
January	6,888	
February	7,853	
March	8,752	
April	9,857	
May	10,880	
June	11,154	

QUALITY

	Quantity	Base Number	Contract	AT	Region	England
% of FP17s for the same patient ID Re-attending within 3 months - Children	16	572	2.8%	9.9%	11.6%	11.9%
% of FP17s for the same patient ID Re-attending within 3 months - Adults	226	2,214	10.2%	14.7%	15.2%	15.9%
% of FP17s for the same patient ID Re-attending between 3 & 9 months - Children	348	572	60.8%	51.5%	59.1%	58.1%
% of FP17s for the same patient ID Re-attending between 3 & 9 months - Adults	1,320	2,214	59.6%	47.4%	51.7%	50.6%
% of FP17s for Band 1 Urgent Courses	106	1,650	6.4%	8.1%	8.0%	9.1%
% of FP17s Relating to Free Repair or Replacements	16	1,650	1.0%	0.7%	0.8%	0.8%
% of FP17s Relating to Continuations	8	1,650	0.5%	0.8%	1.0%	1.1%
% of Patients satisfied with the dentistry they have received	4	4	N/A	91.3%	91.5%	91.4%
% of Patients satisfied with the time they had to wait for an appointment	4	4	N/A	90.2%	88.2%	87.7%

* This is based on patients treated on this contract for their most recent course of treatment. Figures in italics indicate the base number of FP17s or Patient Questionnaire responses are less than 100. N/A is shown where the base number of responses is less than 10 during the period. % is calculated as Quantity/Base number*100

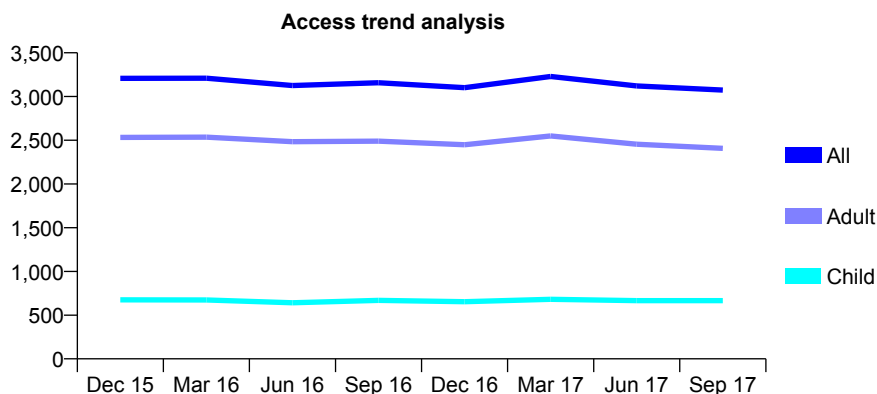
Q54 - Vital Signs At a Glance Contract Report for 251941/0001 - September 2017

Name or company name	MR JS CHUHAN
Contract type name	GDS Contract
Purpose of contract	General
Contract start date	01/04/2006
Contract end date	

17/18 Contracted general activity (UDA)	12,721
Carry forward general activity (UDA)	0
17/18 Contracted orthodontic activity (UOA)	0
Carry forward orthodontic activity (UOA)	0
Baseline contract value	£345,612.70

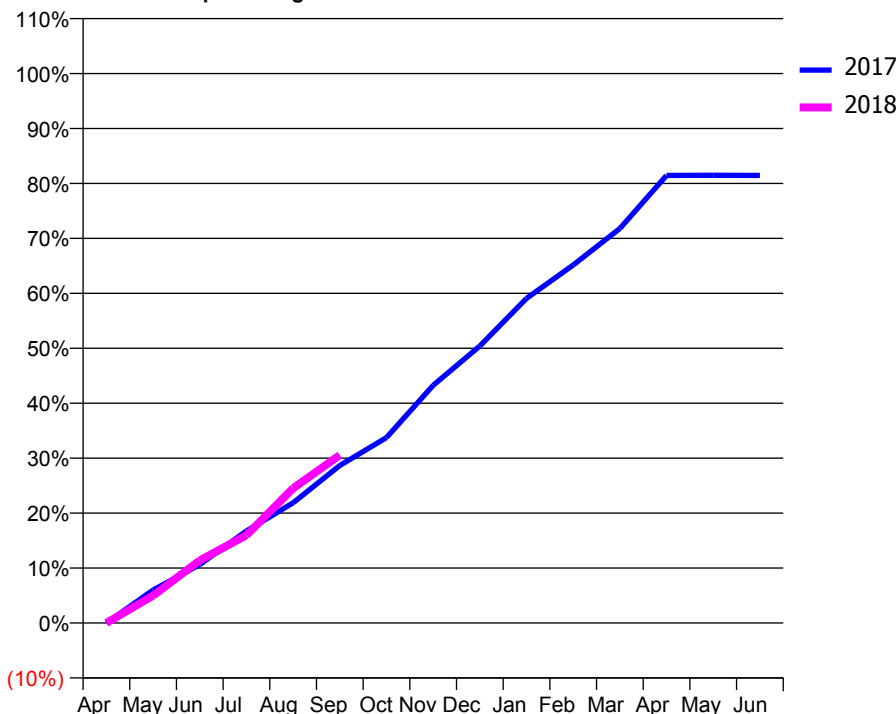
ACCESS*

Patients seen in 24 months	Total	Change since previous quarter
Quarter ending September 2016	3,158	
Quarter ending December 2016	3,101	↓
Quarter ending March 2017	3,230	↑
Quarter ending June 2017	3,121	↓
Quarter ending September 2017	3,073	↓
Variance since September 2016	(2.7%)	↓



ACTIVITY

Cumulative percentage of contracted UDA delivered 2017 & 2018



Month	Adjusted Scheduled Activity (UDA)	
	2017	2018
April	0	0
May	765	635
June	1,354	1,450
July	2,130	2,032
August	2,784	3,119
September	3,648	3,888
October	4,294	
November	5,502	
December	6,413	
January	7,517	
February	8,288	
March	9,134	
April	10,363	
May	10,366	
June	10,363	

QUALITY

	Quantity	Base Number	Contract	AT	Region	England
% of FP17s for the same patient ID Re-attending within 3 months - Children	51	361	14.1%	9.9%	11.6%	11.9%
% of FP17s for the same patient ID Re-attending within 3 months - Adults	428	1,583	27.0%	14.7%	15.2%	15.9%
% of FP17s for the same patient ID Re-attending between 3 & 9 months - Children	77	361	21.3%	51.5%	59.1%	58.1%
% of FP17s for the same patient ID Re-attending between 3 & 9 months - Adults	490	1,583	31.0%	47.4%	51.7%	50.6%
% of FP17s for Band 1 Urgent Courses	371	1,550	23.9%	8.1%	8.0%	9.1%
% of FP17s Relating to Free Repair or Replacements	19	1,550	1.2%	0.7%	0.8%	0.8%
% of FP17s Relating to Continuations	1	1,550	0.1%	0.8%	1.0%	1.1%
% of Patients satisfied with the dentistry they have received	2	3	N/A	91.3%	91.5%	91.4%
% of Patients satisfied with the time they had to wait for an appointment	3	3	N/A	90.2%	88.2%	87.7%

* This is based on patients treated on this contract for their most recent course of treatment. Figures in italics indicate the base number of FP17s or Patient Questionnaire responses are less than 100. N/A is shown where the base number of responses is less than 10 during the period. % is calculated as Quantity/Base number*100

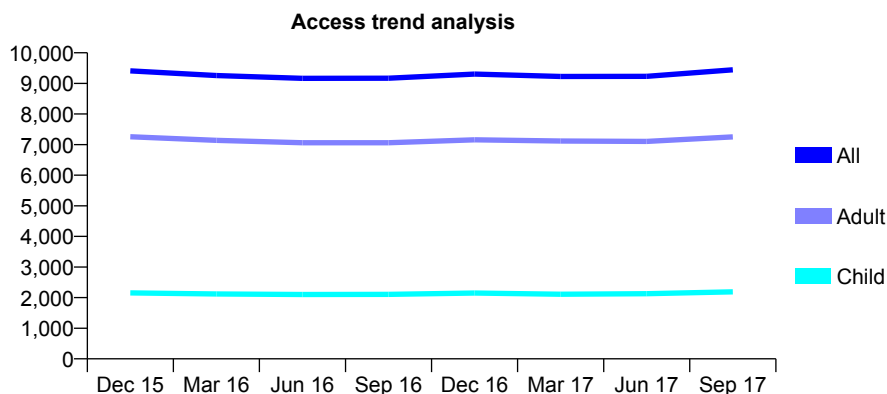
Q54 - Vital Signs At a Glance Contract Report for 253693/0001 - September 2017

Name or company name	MR OS DHILLON
Contract type name	GDS Contract
Purpose of contract	General
Contract start date	01/04/2006
Contract end date	

17/18 Contracted general activity (UDA)	32,861
Carry forward general activity (UDA)	0
17/18 Contracted orthodontic activity (UOA)	0
Carry forward orthodontic activity (UOA)	0
Baseline contract value	£848,298.43

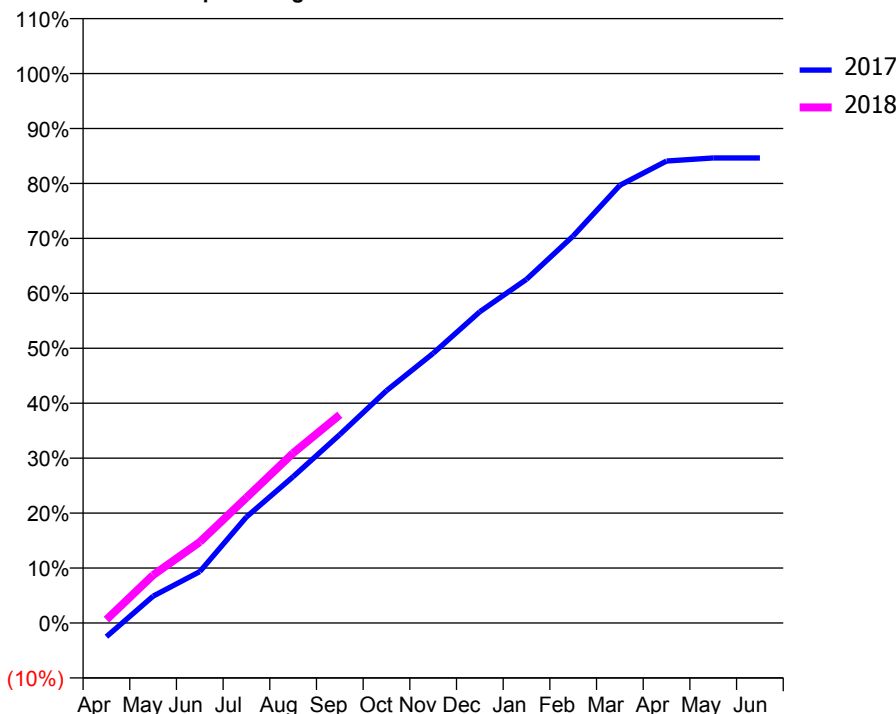
ACCESS*

Patients seen in 24 months	Total	Change since previous quarter
Quarter ending September 2016	9,169	
Quarter ending December 2016	9,306	→
Quarter ending March 2017	9,226	→
Quarter ending June 2017	9,233	→
Quarter ending September 2017	9,444	↑
Variance since September 2016	3.0%	↑



ACTIVITY

Cumulative percentage of contracted UDA delivered 2017 & 2018



Month	Adjusted Scheduled Activity (UDA)	
	2017	2018
April	-826	204
May	1,610	2,867
June	3,078	4,841
July	6,347	7,501
August	8,750	10,163
September	11,270	12,450
October	13,896	
November	16,131	
December	18,618	
January	20,558	
February	23,147	
March	26,174	
April	27,624	
May	27,810	
June	27,812	

QUALITY

	Quantity	Base Number	Contract	AT	Region	England
% of FP17s for the same patient ID Re-attending within 3 months - Children	67	1,471	4.6%	9.9%	11.6%	11.9%
% of FP17s for the same patient ID Re-attending within 3 months - Adults	749	5,144	14.6%	14.7%	15.2%	15.9%
% of FP17s for the same patient ID Re-attending between 3 & 9 months - Children	805	1,471	54.7%	51.5%	59.1%	58.1%
% of FP17s for the same patient ID Re-attending between 3 & 9 months - Adults	2,944	5,144	57.2%	47.4%	51.7%	50.6%
% of FP17s for Band 1 Urgent Courses	348	6,025	5.8%	8.1%	8.0%	9.1%
% of FP17s Relating to Free Repair or Replacements	103	6,025	1.7%	0.7%	0.8%	0.8%
% of FP17s Relating to Continuations	60	6,025	1.0%	0.8%	1.0%	1.1%
% of Patients satisfied with the dentistry they have received	12	12	100.0%	91.3%	91.5%	91.4%
% of Patients satisfied with the time they had to wait for an appointment	11	12	91.7%	90.2%	88.2%	87.7%

* This is based on patients treated on this contract for their most recent course of treatment. Figures in italics indicate the base number of FP17s or Patient Questionnaire responses are less than 100. N/A is shown where the base number of responses is less than 10 during the period. % is calculated as Quantity/Base number*100

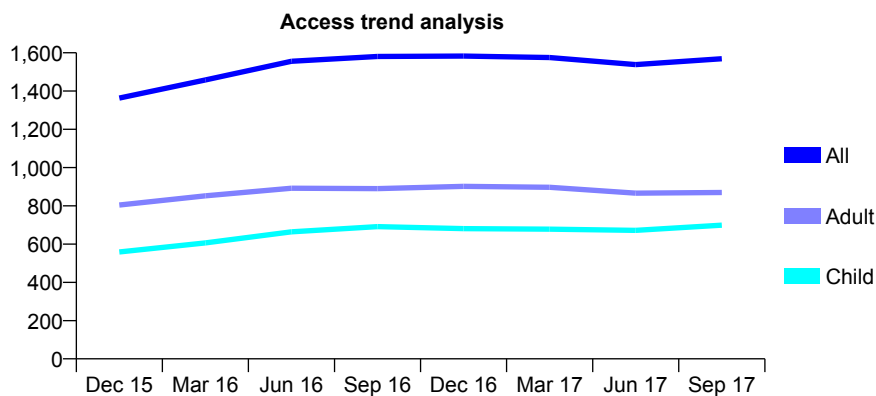
Q54 - Vital Signs At a Glance Contract Report for 257842/0001 - September 2017

Name or company name	MR N JAIN
Contract type name	GDS Contract
Purpose of contract	General
Contract start date	01/08/2014
Contract end date	

17/18 Contracted general activity (UDA)	4,806
Carry forward general activity (UDA)	4
17/18 Contracted orthodontic activity (UOA)	0
Carry forward orthodontic activity (UOA)	0
Baseline contract value	£115,919.65

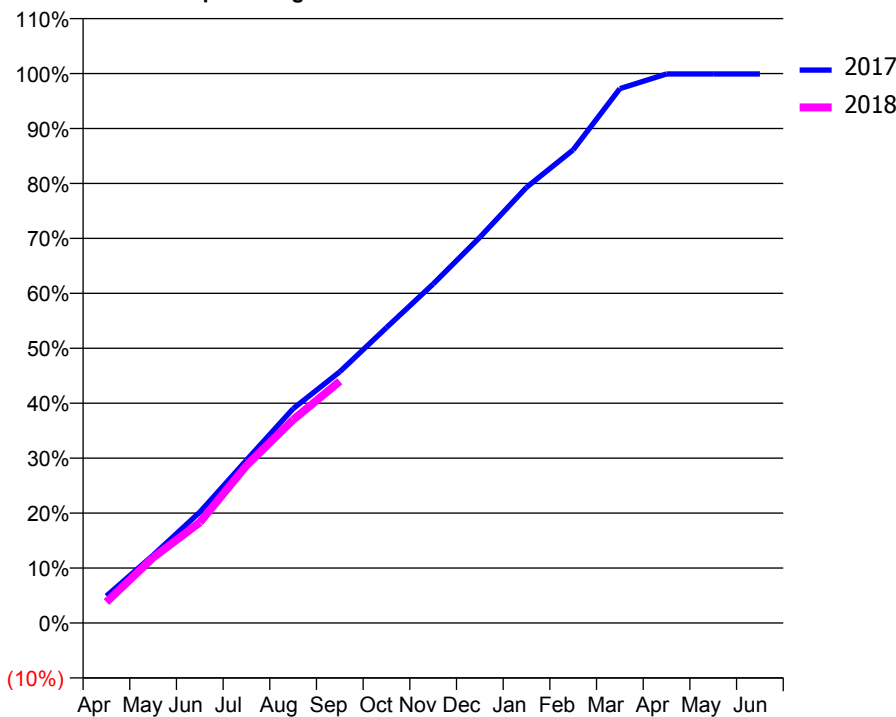
ACCESS*

Patients seen in 24 months	Total	Change since previous quarter
Quarter ending September 2016	1,581	
Quarter ending December 2016	1,583	→
Quarter ending March 2017	1,575	→
Quarter ending June 2017	1,538	↓
Quarter ending September 2017	1,569	↑
Variance since September 2016	(0.8%)	→



ACTIVITY

Cumulative percentage of contracted UDA delivered 2017 & 2018



Adjusted Scheduled Activity (UDA)		
Month	2017	2018
April	236	184
May	594	572
June	970	880
July	1,424	1,378
August	1,875	1,778
September	2,198	2,114
October	2,584	
November	2,965	
December	3,374	
January	3,811	
February	4,139	
March	4,674	
April	4,802	
May	4,802	
June	4,802	

QUALITY

	Quantity	Base Number	Contract	AT	Region	England
% of FP17s for the same patient ID Re-attending within 3 months - Children	23	551	4.2%	9.9%	11.6%	11.9%
% of FP17s for the same patient ID Re-attending within 3 months - Adults	41	499	8.2%	14.7%	15.2%	15.9%
% of FP17s for the same patient ID Re-attending between 3 & 9 months - Children	323	551	58.6%	51.5%	59.1%	58.1%
% of FP17s for the same patient ID Re-attending between 3 & 9 months - Adults	273	499	54.7%	47.4%	51.7%	50.6%
% of FP17s for Band 1 Urgent Courses	20	989	2.0%	8.1%	8.0%	9.1%
% of FP17s Relating to Free Repair or Replacements	3	989	0.3%	0.7%	0.8%	0.8%
% of FP17s Relating to Continuations	2	989	0.2%	0.8%	1.0%	1.1%
% of Patients satisfied with the dentistry they have received	1	1	N/A	91.3%	91.5%	91.4%
% of Patients satisfied with the time they had to wait for an appointment	0	1	N/A	90.2%	88.2%	87.7%

* This is based on patients treated on this contract for their most recent course of treatment. Figures in italics indicate the base number of FP17s or Patient Questionnaire responses are less than 100. N/A is shown where the base number of responses is less than 10 during the period. % is calculated as Quantity/Base number*100

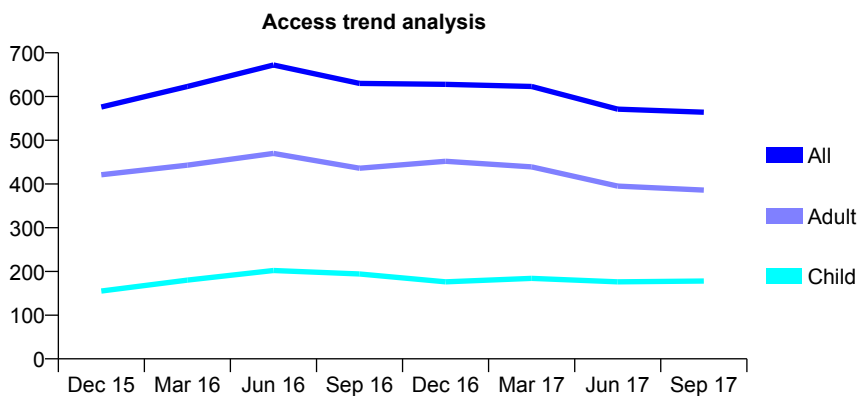
Q54 - Vital Signs At a Glance Contract Report for 258202/0001 - September 2017

Name or company name	MR H SINGH
Contract type name	GDS Contract
Purpose of contract	General
Contract start date	01/08/2009
Contract end date	

17/18 Contracted general activity (UDA)	2,609
Carry forward general activity (UDA)	0
17/18 Contracted orthodontic activity (UOA)	0
Carry forward orthodontic activity (UOA)	0
Baseline contract value	£60,434.54

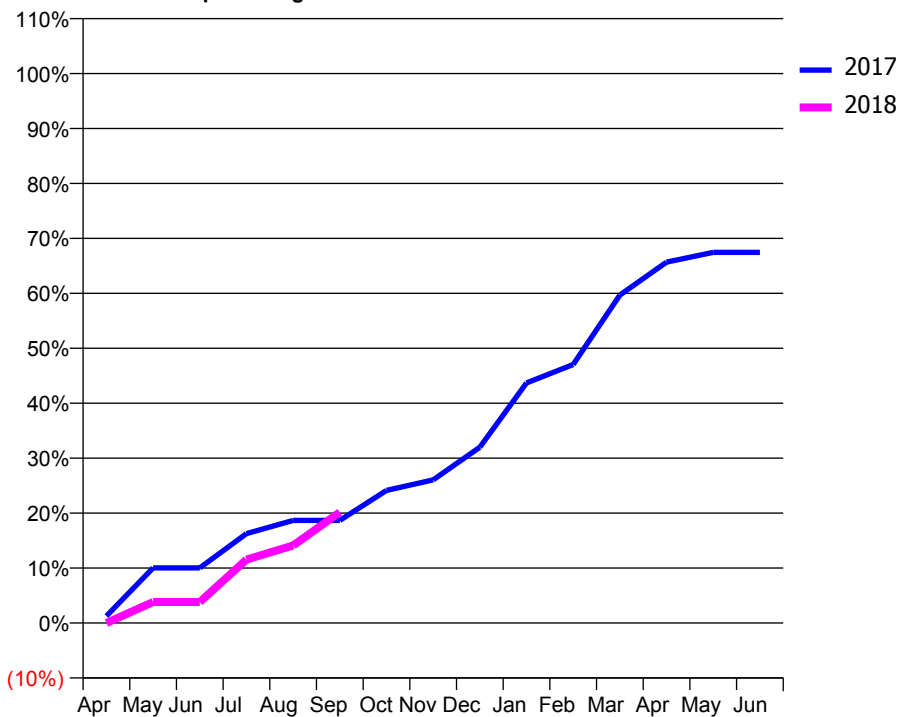
ACCESS*

Patients seen in 24 months	Total	Change since previous quarter
Quarter ending September 2016	630	
Quarter ending December 2016	628	→
Quarter ending March 2017	623	→
Quarter ending June 2017	571	↓
Quarter ending September 2017	564	↓
Variance since September 2016	(10.5%)	↓



ACTIVITY

Cumulative percentage of contracted UDA delivered 2017 & 2018



Adjusted Scheduled Activity (UDA)

Month	2017	2018
April	33	0
May	262	100
June	262	100
July	425	301
August	487	368
September	487	526
October	630	
November	679	
December	835	
January	1,140	
February	1,227	
March	1,557	
April	1,713	
May	1,760	
June	1,760	

QUALITY

	Quantity	Base Number	Contract	AT	Region	England
% of FP17s for the same patient ID Re-attending within 3 months - Children	4	98	4.1%	9.9%	11.6%	11.9%
% of FP17s for the same patient ID Re-attending within 3 months - Adults	14	168	8.3%	14.7%	15.2%	15.9%
% of FP17s for the same patient ID Re-attending between 3 & 9 months - Children	58	98	59.2%	51.5%	59.1%	58.1%
% of FP17s for the same patient ID Re-attending between 3 & 9 months - Adults	84	168	50.0%	47.4%	51.7%	50.6%
% of FP17s for Band 1 Urgent Courses	25	221	11.3%	8.1%	8.0%	9.1%
% of FP17s Relating to Free Repair or Replacements	0	221	0.0%	0.7%	0.8%	0.8%
% of FP17s Relating to Continuations	0	221	0.0%	0.8%	1.0%	1.1%
% of Patients satisfied with the dentistry they have received	0	0	N/A	91.3%	91.5%	91.4%
% of Patients satisfied with the time they had to wait for an appointment	0	0	N/A	90.2%	88.2%	87.7%

* This is based on patients treated on this contract for their most recent course of treatment. Figures in italics indicate the base number of FP17s or Patient Questionnaire responses are less than 100. N/A is shown where the base number of responses is less than 10 during the period. % is calculated as Quantity/Base number*100

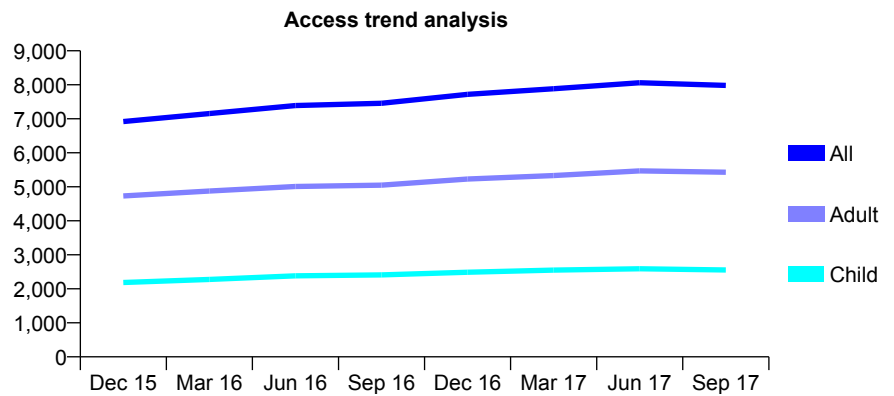
Q54 - Vital Signs At a Glance Contract Report for 258237/0001 - September 2017

Name or company name	MR SH KHAN
Contract type name	GDS Contract
Purpose of contract	General
Contract start date	01/04/2006
Contract end date	

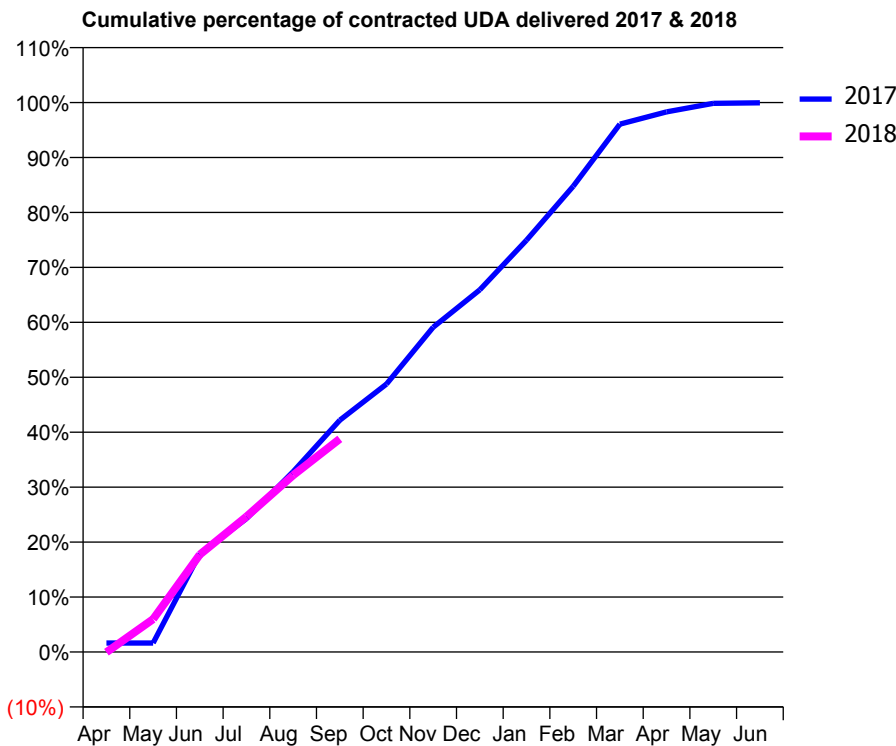
17/18 Contracted general activity (UDA)	21,314
Carry forward general activity (UDA)	13
17/18 Contracted orthodontic activity (UOA)	0
Carry forward orthodontic activity (UOA)	0
Baseline contract value	£535,160.33

ACCESS*

Patients seen in 24 months	Total	Change since previous quarter
Quarter ending September 2016	7,458	
Quarter ending December 2016	7,721	↑
Quarter ending March 2017	7,884	↑
Quarter ending June 2017	8,059	↑
Quarter ending September 2017	7,983	→
Variance since September 2016	7.0%	↑



ACTIVITY



Month	Adjusted Scheduled Activity (UDA)	
	2017	2018
April	348	-13
May	348	1,276
June	3,816	3,776
July	5,176	5,251
August	6,993	6,858
September	8,991	8,269
October	10,392	
November	12,596	
December	14,051	
January	15,973	
February	18,065	
March	20,474	
April	20,952	
May	21,280	
June	21,300	

QUALITY

	Quantity	Base Number	Contract	AT	Region	England
% of FP17s for the same patient ID Re-attending within 3 months - Children	76	1,175	6.5%	9.9%	11.6%	11.9%
% of FP17s for the same patient ID Re-attending within 3 months - Adults	319	2,440	13.1%	14.7%	15.2%	15.9%
% of FP17s for the same patient ID Re-attending between 3 & 9 months - Children	437	1,175	37.2%	51.5%	59.1%	58.1%
% of FP17s for the same patient ID Re-attending between 3 & 9 months - Adults	838	2,440	34.3%	47.4%	51.7%	50.6%
% of FP17s for Band 1 Urgent Courses	458	3,310	13.8%	8.1%	8.0%	9.1%
% of FP17s Relating to Free Repair or Replacements	11	3,310	0.3%	0.7%	0.8%	0.8%
% of FP17s Relating to Continuations	26	3,310	0.8%	0.8%	1.0%	1.1%
% of Patients satisfied with the dentistry they have received	5	6	N/A	91.3%	91.5%	91.4%
% of Patients satisfied with the time they had to wait for an appointment	4	6	N/A	90.2%	88.2%	87.7%

* This is based on patients treated on this contract for their most recent course of treatment. Figures in italics indicate the base number of FP17s or Patient Questionnaire responses are less than 100. N/A is shown where the base number of responses is less than 10 during the period. % is calculated as Quantity/Base number*100

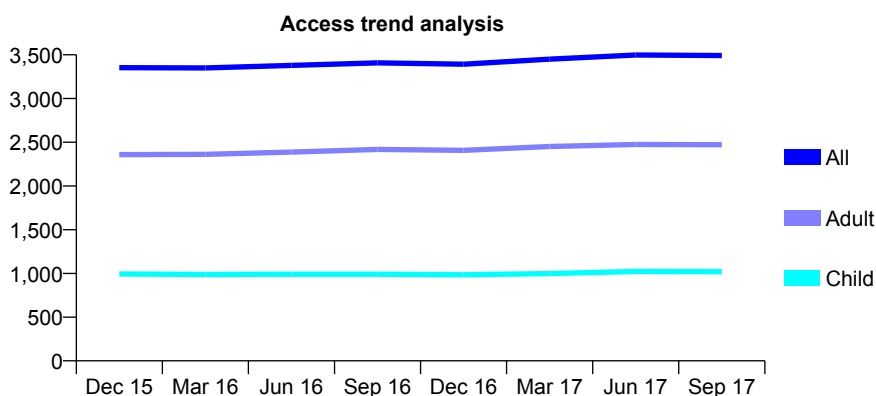
Q54 - Vital Signs At a Glance Contract Report for 258709/0001 - September 2017

Name or company name	MR G DHERI
Contract type name	GDS Contract
Purpose of contract	General
Contract start date	01/04/2006
Contract end date	

17/18 Contracted general activity (UDA)	8,839
Carry forward general activity (UDA)	205
17/18 Contracted orthodontic activity (UOA)	0
Carry forward orthodontic activity (UOA)	0
Baseline contract value	£240,198.60

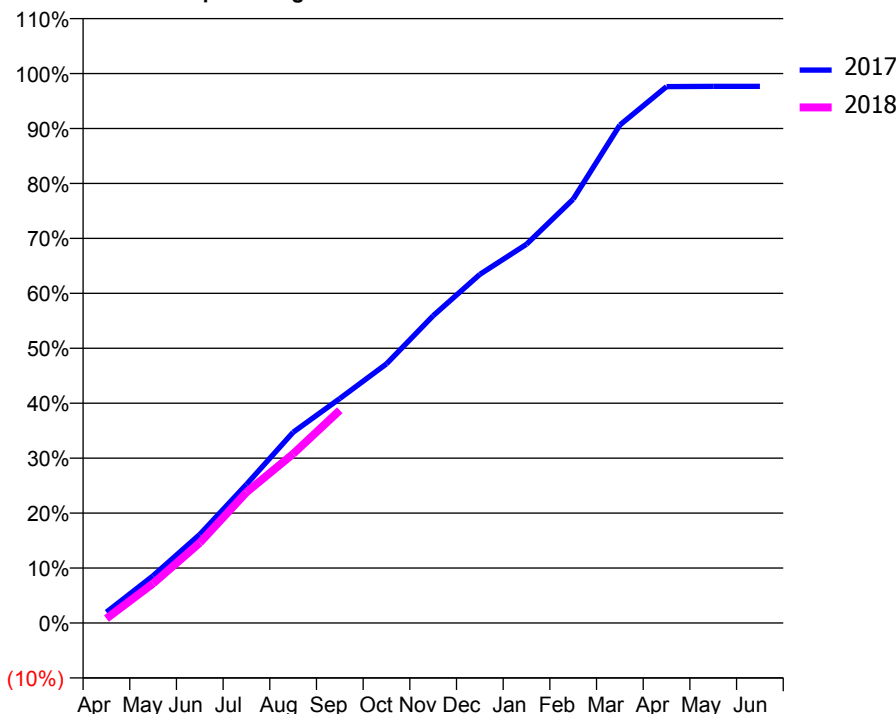
ACCESS*

Patients seen in 24 months	Total	Change since previous quarter
Quarter ending September 2016	3,408	
Quarter ending December 2016	3,392	→
Quarter ending March 2017	3,450	→
Quarter ending June 2017	3,497	→
Quarter ending September 2017	3,491	→
Variance since September 2016	2.4%	↑



ACTIVITY

Cumulative percentage of contracted UDA delivered 2017 & 2018



Month	Adjusted Scheduled Activity (UDA)	
	2017	2018
April	175	71
May	760	636
June	1,426	1,290
July	2,229	2,104
August	3,069	2,722
September	3,610	3,422
October	4,169	
November	4,943	
December	5,609	
January	6,093	
February	6,818	
March	8,010	
April	8,627	
May	8,633	
June	8,633	

QUALITY

	Quantity	Base Number	Contract	AT	Region	England
% of FP17s for the same patient ID Re-attending within 3 months - Children	50	819	6.1%	9.9%	11.6%	11.9%
% of FP17s for the same patient ID Re-attending within 3 months - Adults	221	1,753	12.6%	14.7%	15.2%	15.9%
% of FP17s for the same patient ID Re-attending between 3 & 9 months - Children	534	819	65.2%	51.5%	59.1%	58.1%
% of FP17s for the same patient ID Re-attending between 3 & 9 months - Adults	1,025	1,753	58.5%	47.4%	51.7%	50.6%
% of FP17s for Band 1 Urgent Courses	179	2,329	7.7%	8.1%	8.0%	9.1%
% of FP17s Relating to Free Repair or Replacements	8	2,329	0.3%	0.7%	0.8%	0.8%
% of FP17s Relating to Continuations	27	2,329	1.2%	0.8%	1.0%	1.1%
% of Patients satisfied with the dentistry they have received	5	6	N/A	91.3%	91.5%	91.4%
% of Patients satisfied with the time they had to wait for an appointment	6	6	N/A	90.2%	88.2%	87.7%

* This is based on patients treated on this contract for their most recent course of treatment. Figures in italics indicate the base number of FP17s or Patient Questionnaire responses are less than 100. N/A is shown where the base number of responses is less than 10 during the period. % is calculated as Quantity/Base number*100

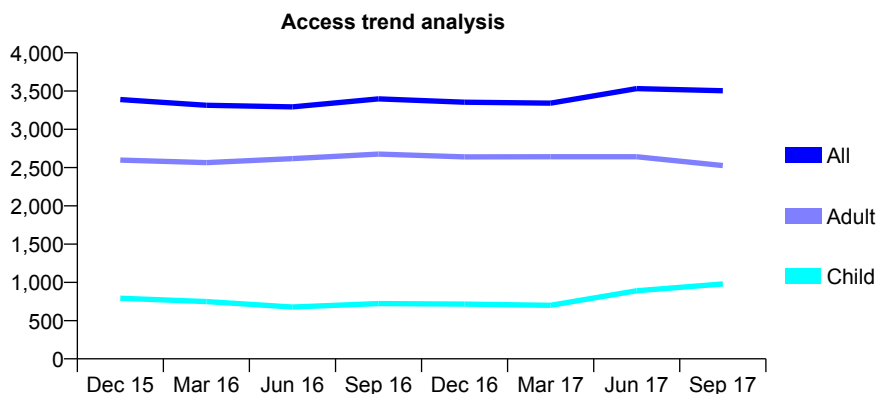
Q54 - Vital Signs At a Glance Contract Report for 264776/0001 - September 2017

Name or company name	MR SB MAHALEKAM
Contract type name	GDS Contract
Purpose of contract	General
Contract start date	01/04/2006
Contract end date	

17/18 Contracted general activity (UDA)	10,247
Carry forward general activity (UDA)	2
17/18 Contracted orthodontic activity (UOA)	0
Carry forward orthodontic activity (UOA)	0
Baseline contract value	£368,802.75

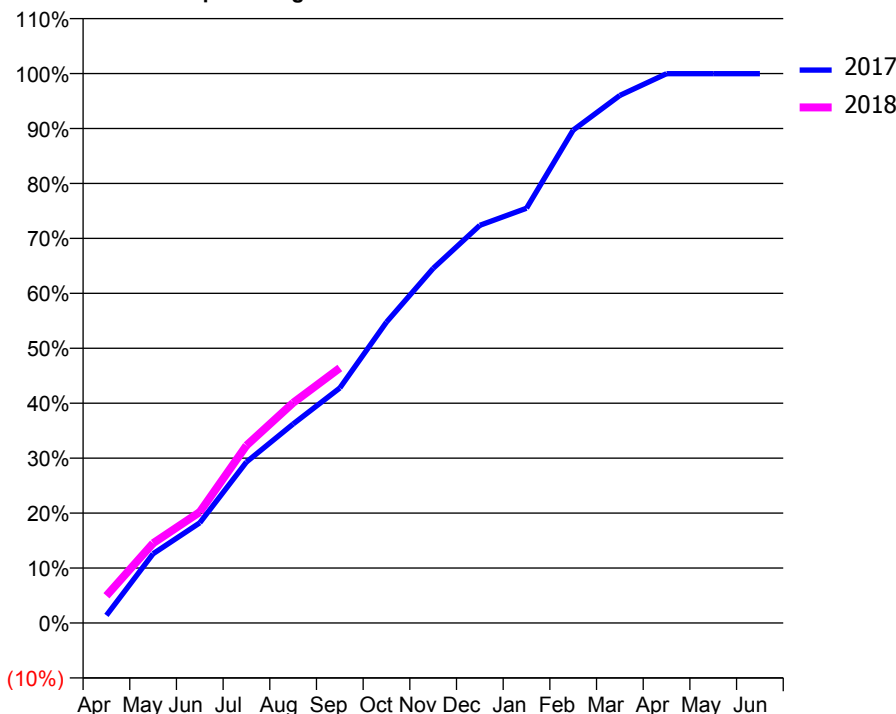
ACCESS*

Patients seen in 24 months	Total	Change since previous quarter
Quarter ending September 2016	3,398	
Quarter ending December 2016	3,354	↓
Quarter ending March 2017	3,342	→
Quarter ending June 2017	3,532	↑
Quarter ending September 2017	3,505	→
Variance since September 2016	3.1%	↑



ACTIVITY

Cumulative percentage of contracted UDA delivered 2017 & 2018



Month	Adjusted Scheduled Activity (UDA)	
	2017	2018
April	144	508
May	1,292	1,488
June	1,868	2,070
July	3,002	3,312
August	3,712	4,107
September	4,383	4,755
October	5,612	
November	6,614	
December	7,418	
January	7,736	
February	9,191	
March	9,838	
April	10,244	
May	10,245	
June	10,245	

QUALITY

	Quantity	Base Number	Contract	AT	Region	England
% of FP17s for the same patient ID Re-attending within 3 months - Children	46	686	6.7%	9.9%	11.6%	11.9%
% of FP17s for the same patient ID Re-attending within 3 months - Adults	286	1,355	21.1%	14.7%	15.2%	15.9%
% of FP17s for the same patient ID Re-attending between 3 & 9 months - Children	103	686	15.0%	51.5%	59.1%	58.1%
% of FP17s for the same patient ID Re-attending between 3 & 9 months - Adults	346	1,355	25.5%	47.4%	51.7%	50.6%
% of FP17s for Band 1 Urgent Courses	394	1,907	20.7%	8.1%	8.0%	9.1%
% of FP17s Relating to Free Repair or Replacements	0	1,907	0.0%	0.7%	0.8%	0.8%
% of FP17s Relating to Continuations	4	1,907	0.2%	0.8%	1.0%	1.1%
% of Patients satisfied with the dentistry they have received	6	6	N/A	91.3%	91.5%	91.4%
% of Patients satisfied with the time they had to wait for an appointment	6	6	N/A	90.2%	88.2%	87.7%

* This is based on patients treated on this contract for their most recent course of treatment. Figures in italics indicate the base number of FP17s or Patient Questionnaire responses are less than 100. N/A is shown where the base number of responses is less than 10 during the period. % is calculated as Quantity/Base number*100

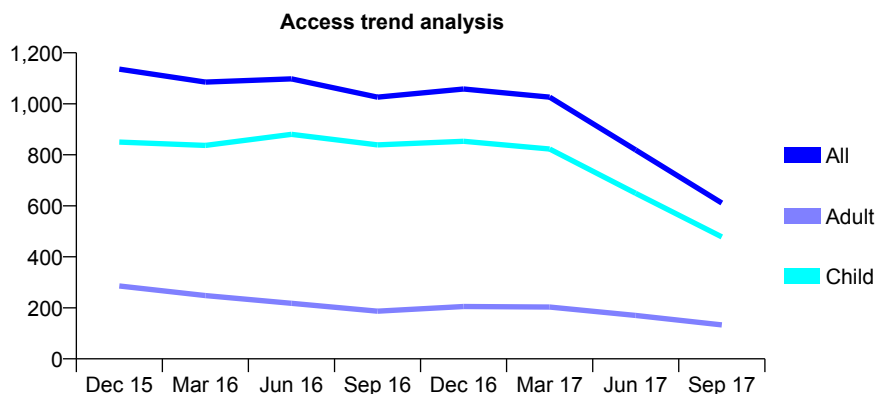
Q54 - Vital Signs At a Glance Contract Report for 264776/0008 - September 2017

Name or company name	MR SB MAHALEKAM
Contract type name	PDS Plus Contract
Purpose of contract	General
Contract start date	01/05/2012
Contract end date	30/04/2017

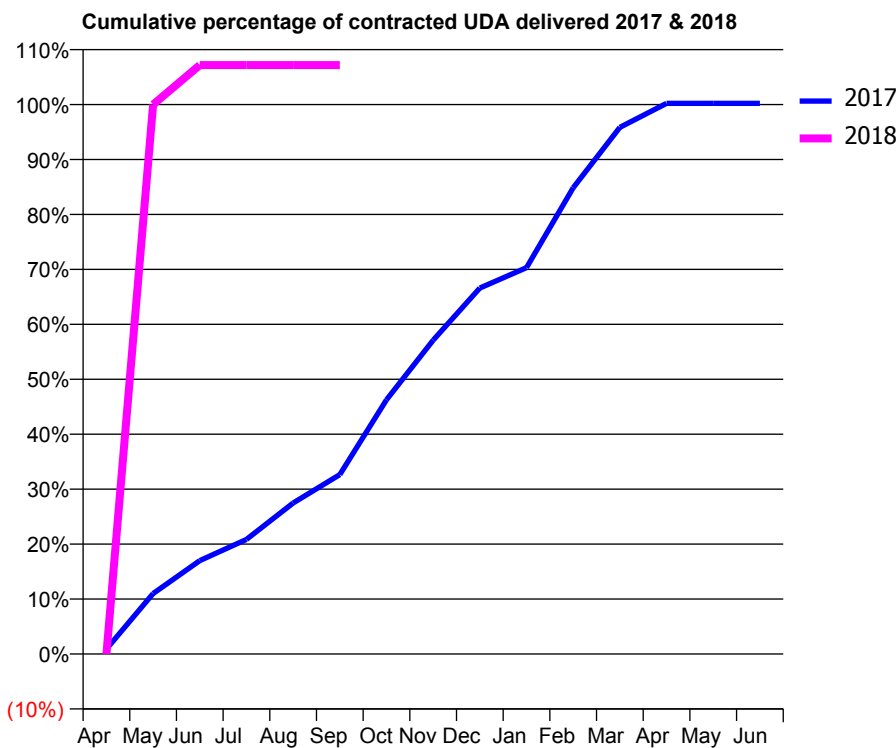
17/18 Contracted general activity (UDA)	167
Carry forward general activity (UDA)	0
17/18 Contracted orthodontic activity (UOA)	0
Carry forward orthodontic activity (UOA)	0
Baseline contract value	£2,146.84

ACCESS*

Patients seen in 24 months	Total	Change since previous quarter
Quarter ending September 2016	1,026	
Quarter ending December 2016	1,058	↑
Quarter ending March 2017	1,026	↓
Quarter ending June 2017	819	↓
Quarter ending September 2017	611	↓
Variance since September 2016	(40.4%)	↓



ACTIVITY



Month	Adjusted Scheduled Activity (UDA)	
	2017	2018
April	18	0
May	220	167
June	340	179
July	417	179
August	550	179
September	653	179
October	925	
November	1,142	
December	1,332	
January	1,406	
February	1,697	
March	1,917	
April	2,004	
May	2,004	
June	2,004	

QUALITY

	Quantity	Base Number	Contract	AT	Region	England
% of FP17s for the same patient ID Re-attending within 3 months - Children	0	33	0.0%	9.9%	11.6%	11.9%
% of FP17s for the same patient ID Re-attending within 3 months - Adults	1	48	2.1%	14.7%	15.2%	15.9%
% of FP17s for the same patient ID Re-attending between 3 & 9 months - Children	5	33	15.2%	51.5%	59.1%	58.1%
% of FP17s for the same patient ID Re-attending between 3 & 9 months - Adults	1	48	2.1%	47.4%	51.7%	50.6%
% of FP17s for Band 1 Urgent Courses	10	66	15.2%	8.1%	8.0%	9.1%
% of FP17s Relating to Free Repair or Replacements	0	66	0.0%	0.7%	0.8%	0.8%
% of FP17s Relating to Continuations	0	66	0.0%	0.8%	1.0%	1.1%
% of Patients satisfied with the dentistry they have received	1	1	N/A	91.3%	91.5%	91.4%
% of Patients satisfied with the time they had to wait for an appointment	1	1	N/A	90.2%	88.2%	87.7%

* This is based on patients treated on this contract for their most recent course of treatment. Figures in italics indicate the base number of FP17s or Patient Questionnaire responses are less than 100. N/A is shown where the base number of responses is less than 10 during the period. % is calculated as Quantity/Base number*100

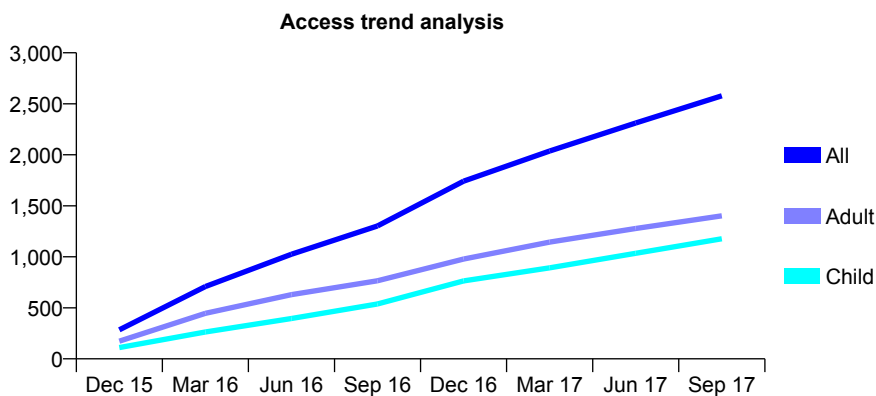
Q54 - Vital Signs At a Glance Contract Report for 266574/0001 - September 2017

Name or company name	MS N KAUR
Contract type name	GDS Contract
Purpose of contract	General
Contract start date	01/10/2015
Contract end date	

17/18 Contracted general activity (UDA)	5,792
Carry forward general activity (UDA)	0
17/18 Contracted orthodontic activity (UOA)	0
Carry forward orthodontic activity (UOA)	0
Baseline contract value	£147,287.06

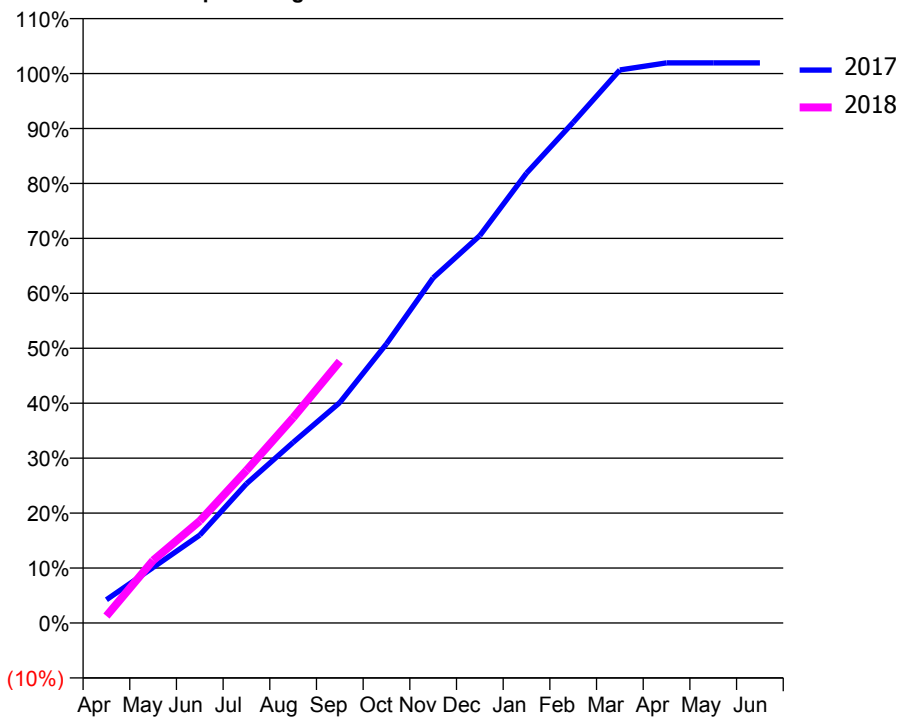
ACCESS*

Patients seen in 24 months	Total	Change since previous quarter
Quarter ending September 2016	1,303	
Quarter ending December 2016	1,742	↑
Quarter ending March 2017	2,037	↑
Quarter ending June 2017	2,312	↑
Quarter ending September 2017	2,579	↑
Variance since September 2016	97.9%	↑



ACTIVITY

Cumulative percentage of contracted UDA delivered 2017 & 2018



Month	Adjusted Scheduled Activity (UDA)	
	2017	2018
April	245	74
May	585	660
June	927	1,076
July	1,469	1,608
August	1,903	2,164
September	2,324	2,759
October	2,943	
November	3,638	
December	4,084	
January	4,741	
February	5,278	
March	5,830	
April	5,904	
May	5,904	
June	5,904	

QUALITY

	Quantity	Base Number	Contract	AT	Region	England
% of FP17s for the same patient ID Re-attending within 3 months - Children	26	657	4.0%	9.9%	11.6%	11.9%
% of FP17s for the same patient ID Re-attending within 3 months - Adults	49	575	8.5%	14.7%	15.2%	15.9%
% of FP17s for the same patient ID Re-attending between 3 & 9 months - Children	180	657	27.4%	51.5%	59.1%	58.1%
% of FP17s for the same patient ID Re-attending between 3 & 9 months - Adults	140	575	24.3%	47.4%	51.7%	50.6%
% of FP17s for Band 1 Urgent Courses	123	1,198	10.3%	8.1%	8.0%	9.1%
% of FP17s Relating to Free Repair or Replacements	0	1,198	0.0%	0.7%	0.8%	0.8%
% of FP17s Relating to Continuations	3	1,198	0.3%	0.8%	1.0%	1.1%
% of Patients satisfied with the dentistry they have received	0	0	N/A	91.3%	91.5%	91.4%
% of Patients satisfied with the time they had to wait for an appointment	0	0	N/A	90.2%	88.2%	87.7%

* This is based on patients treated on this contract for their most recent course of treatment. Figures in italics indicate the base number of FP17s or Patient Questionnaire responses are less than 100. N/A is shown where the base number of responses is less than 10 during the period. % is calculated as Quantity/Base number*100

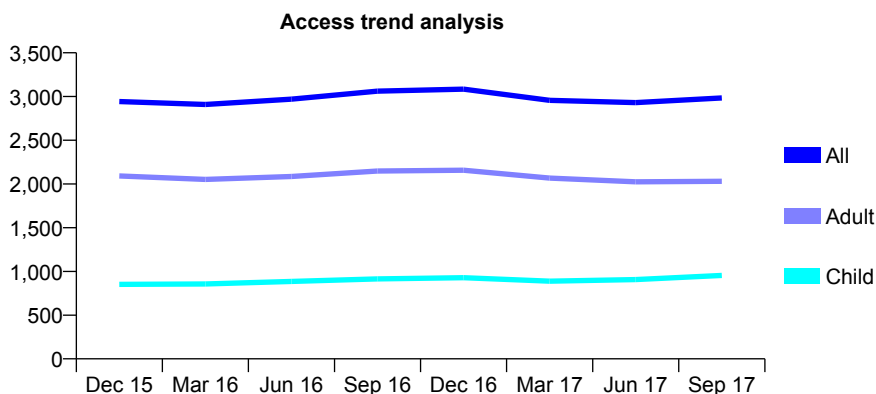
Q54 - Vital Signs At a Glance Contract Report for 273708/0006 - September 2017

Name or company name	MR G MOORE
Contract type name	GDS Contract
Purpose of contract	General
Contract start date	01/04/2010
Contract end date	

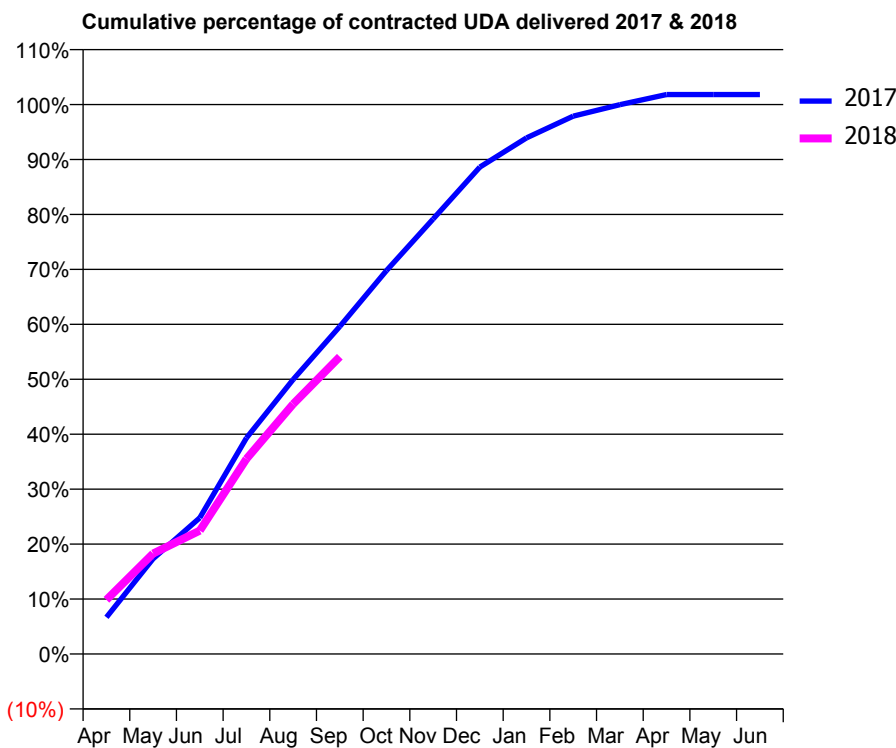
17/18 Contracted general activity (UDA)	7,809
Carry forward general activity (UDA)	-142
17/18 Contracted orthodontic activity (UOA)	0
Carry forward orthodontic activity (UOA)	0
Baseline contract value	£184,513.94

ACCESS*

Patients seen in 24 months	Total	Change since previous quarter
Quarter ending September 2016	3,062	
Quarter ending December 2016	3,085	→
Quarter ending March 2017	2,956	↓
Quarter ending June 2017	2,931	→
Quarter ending September 2017	2,984	→
Variance since September 2016	(2.5%)	↓



ACTIVITY



Month	Adjusted Scheduled Activity (UDA)	
	2017	2018
April	522	770
May	1,353	1,428
June	1,936	1,755
July	3,071	2,774
August	3,900	3,552
September	4,655	4,225
October	5,450	
November	6,183	
December	6,920	
January	7,334	
February	7,643	
March	7,807	
April	7,951	
May	7,951	
June	7,951	

QUALITY

	Quantity	Base Number	Contract	AT	Region	England
% of FP17s for the same patient ID Re-attending within 3 months - Children	21	659	3.2%	9.9%	11.6%	11.9%
% of FP17s for the same patient ID Re-attending within 3 months - Adults	103	1,121	9.2%	14.7%	15.2%	15.9%
% of FP17s for the same patient ID Re-attending between 3 & 9 months - Children	326	659	49.5%	51.5%	59.1%	58.1%
% of FP17s for the same patient ID Re-attending between 3 & 9 months - Adults	581	1,121	51.8%	47.4%	51.7%	50.6%
% of FP17s for Band 1 Urgent Courses	101	1,711	5.9%	8.1%	8.0%	9.1%
% of FP17s Relating to Free Repair or Replacements	1	1,711	0.1%	0.7%	0.8%	0.8%
% of FP17s Relating to Continuations	2	1,711	0.1%	0.8%	1.0%	1.1%
% of Patients satisfied with the dentistry they have received	1	1	N/A	91.3%	91.5%	91.4%
% of Patients satisfied with the time they had to wait for an appointment	1	1	N/A	90.2%	88.2%	87.7%

* This is based on patients treated on this contract for their most recent course of treatment. Figures in italics indicate the base number of FP17s or Patient Questionnaire responses are less than 100. N/A is shown where the base number of responses is less than 10 during the period. % is calculated as Quantity/Base number*100

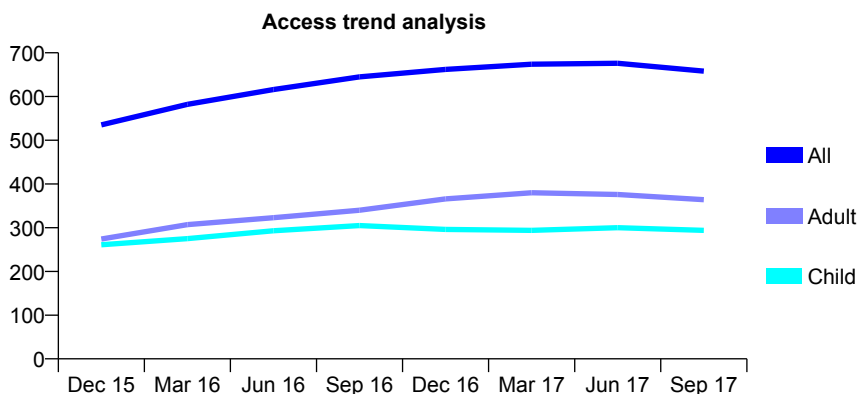
Q54 - Vital Signs At a Glance Contract Report for 273937/0001 - September 2017

Name or company name	MR B GUPTA
Contract type name	GDS Contract
Purpose of contract	General
Contract start date	01/04/2015
Contract end date	

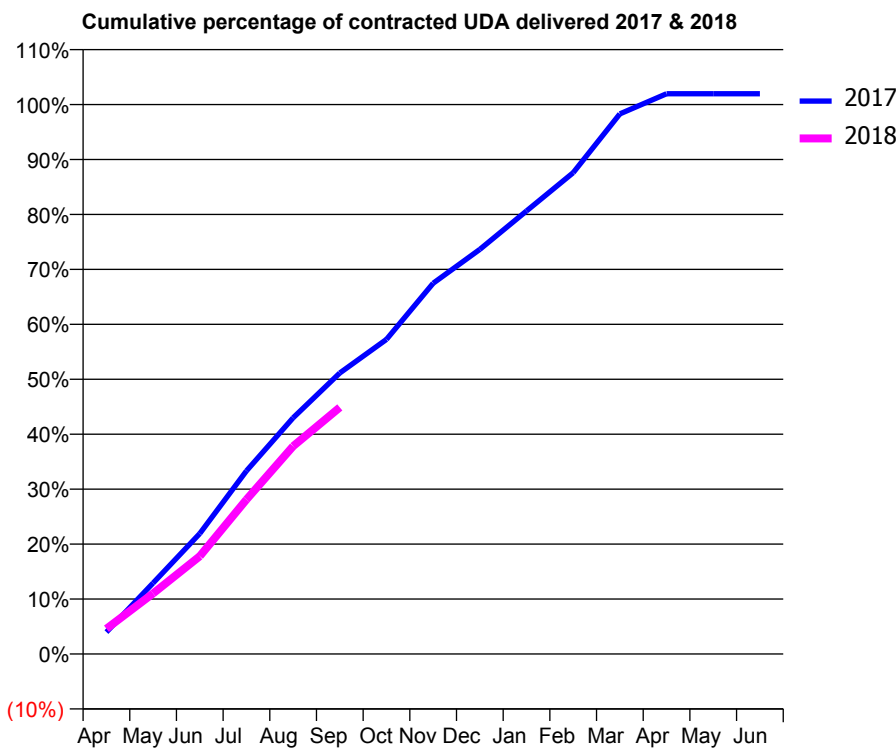
17/18 Contracted general activity (UDA)	2,400
Carry forward general activity (UDA)	-47
17/18 Contracted orthodontic activity (UOA)	0
Carry forward orthodontic activity (UOA)	0
Baseline contract value	£60,596.05

ACCESS*

Patients seen in 24 months	Total	Change since previous quarter
Quarter ending September 2016	645	
Quarter ending December 2016	662	↑
Quarter ending March 2017	674	→
Quarter ending June 2017	676	→
Quarter ending September 2017	658	↓
Variance since September 2016	2.0%	↑



ACTIVITY



Month	Adjusted Scheduled Activity (UDA)	
	2017	2018
April	96	110
May	310	265
June	526	427
July	800	675
August	1,032	908
September	1,227	1,077
October	1,374	
November	1,620	
December	1,767	
January	1,935	
February	2,102	
March	2,359	
April	2,447	
May	2,447	
June	2,447	

QUALITY

	Quantity	Base Number	Contract	AT	Region	England
% of FP17s for the same patient ID Re-attending within 3 months - Children	17	251	6.8%	9.9%	11.6%	11.9%
% of FP17s for the same patient ID Re-attending within 3 months - Adults	40	283	14.1%	14.7%	15.2%	15.9%
% of FP17s for the same patient ID Re-attending between 3 & 9 months - Children	164	251	65.3%	51.5%	59.1%	58.1%
% of FP17s for the same patient ID Re-attending between 3 & 9 months - Adults	178	283	62.9%	47.4%	51.7%	50.6%
% of FP17s for Band 1 Urgent Courses	25	505	5.0%	8.1%	8.0%	9.1%
% of FP17s Relating to Free Repair or Replacements	7	505	1.4%	0.7%	0.8%	0.8%
% of FP17s Relating to Continuations	7	505	1.4%	0.8%	1.0%	1.1%
% of Patients satisfied with the dentistry they have received	0	0	N/A	91.3%	91.5%	91.4%
% of Patients satisfied with the time they had to wait for an appointment	0	0	N/A	90.2%	88.2%	87.7%

* This is based on patients treated on this contract for their most recent course of treatment. Figures in italics indicate the base number of FP17s or Patient Questionnaire responses are less than 100. N/A is shown where the base number of responses is less than 10 during the period. % is calculated as Quantity/Base number*100

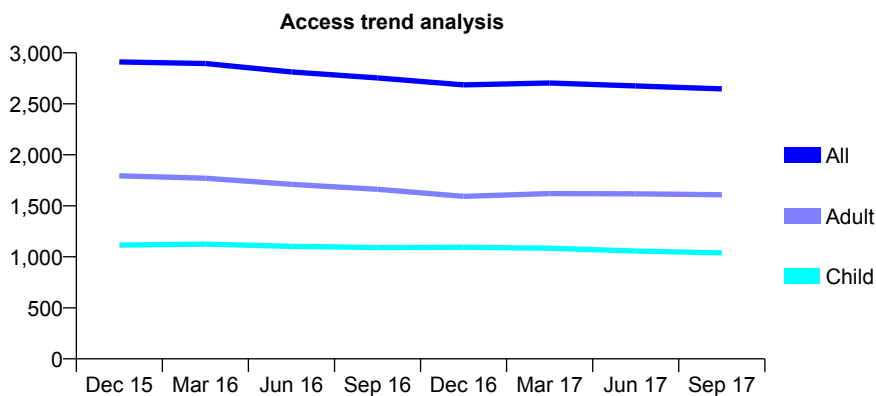
Q54 - Vital Signs At a Glance Contract Report for 274038/0002 - September 2017

Name or company name	MR O PATEL
Contract type name	GDS Contract
Purpose of contract	General
Contract start date	01/04/2009
Contract end date	

17/18 Contracted general activity (UDA)	9,739
Carry forward general activity (UDA)	0
17/18 Contracted orthodontic activity (UOA)	0
Carry forward orthodontic activity (UOA)	0
Baseline contract value	£236,286.64

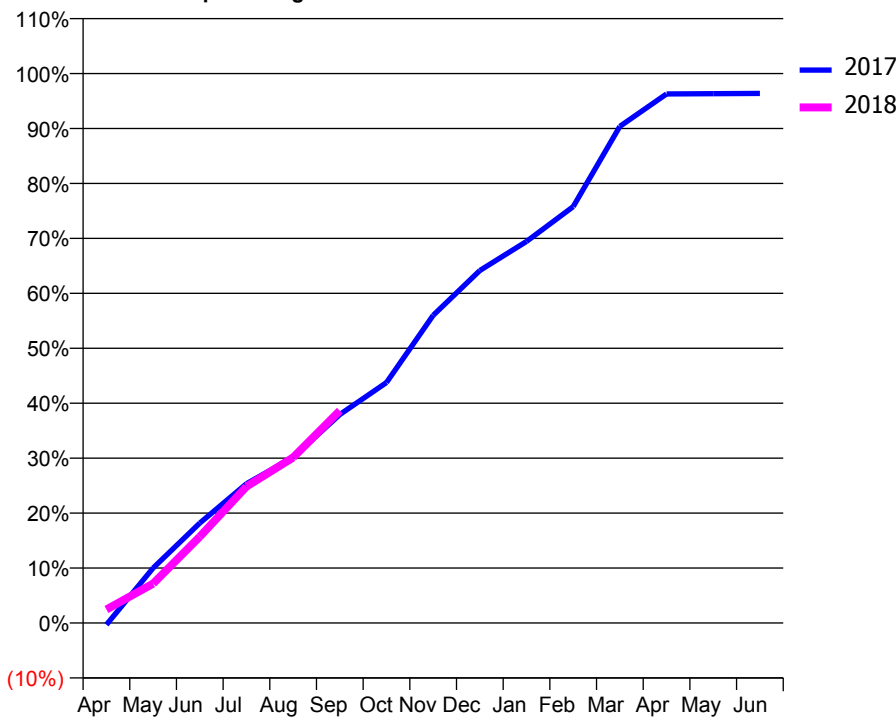
ACCESS*

Patients seen in 24 months	Total	Change since previous quarter
Quarter ending September 2016	2,753	
Quarter ending December 2016	2,686	↓
Quarter ending March 2017	2,704	→
Quarter ending June 2017	2,675	↓
Quarter ending September 2017	2,647	↓
Variance since September 2016	(3.9%)	↓



ACTIVITY

Cumulative percentage of contracted UDA delivered 2017 & 2018



Month	Adjusted Scheduled Activity (UDA)	
	2017	2018
April	-32	240
May	974	698
June	1,771	1,530
July	2,469	2,418
August	2,937	2,934
September	3,694	3,765
October	4,262	
November	5,452	
December	6,248	
January	6,763	
February	7,380	
March	8,802	
April	9,377	
May	9,381	
June	9,387	

QUALITY

	Quantity	Base Number	Contract	AT	Region	England
% of FP17s for the same patient ID Re-attending within 3 months - Children	101	651	15.5%	9.9%	11.6%	11.9%
% of FP17s for the same patient ID Re-attending within 3 months - Adults	163	893	18.3%	14.7%	15.2%	15.9%
% of FP17s for the same patient ID Re-attending between 3 & 9 months - Children	229	651	35.2%	51.5%	59.1%	58.1%
% of FP17s for the same patient ID Re-attending between 3 & 9 months - Adults	291	893	32.6%	47.4%	51.7%	50.6%
% of FP17s for Band 1 Urgent Courses	200	1,356	14.7%	8.1%	8.0%	9.1%
% of FP17s Relating to Free Repair or Replacements	1	1,356	0.1%	0.7%	0.8%	0.8%
% of FP17s Relating to Continuations	1	1,356	0.1%	0.8%	1.0%	1.1%
% of Patients satisfied with the dentistry they have received	9	9	N/A	91.3%	91.5%	91.4%
% of Patients satisfied with the time they had to wait for an appointment	5	9	N/A	90.2%	88.2%	87.7%

* This is based on patients treated on this contract for their most recent course of treatment. Figures in italics indicate the base number of FP17s or Patient Questionnaire responses are less than 100. N/A is shown where the base number of responses is less than 10 during the period. % is calculated as Quantity/Base number*100

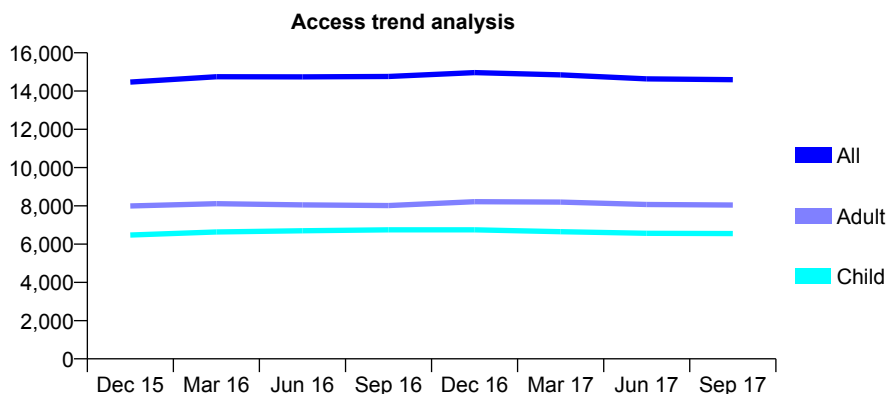
Q54 - Vital Signs At a Glance Contract Report for 275441/0001 - September 2017

Name or company name	MS P ALIPOUR
Contract type name	GDS Contract
Purpose of contract	General
Contract start date	01/04/2009
Contract end date	

17/18 Contracted general activity (UDA)	44,400
Carry forward general activity (UDA)	176
17/18 Contracted orthodontic activity (UOA)	0
Carry forward orthodontic activity (UOA)	0
Baseline contract value	£1,102,648.64

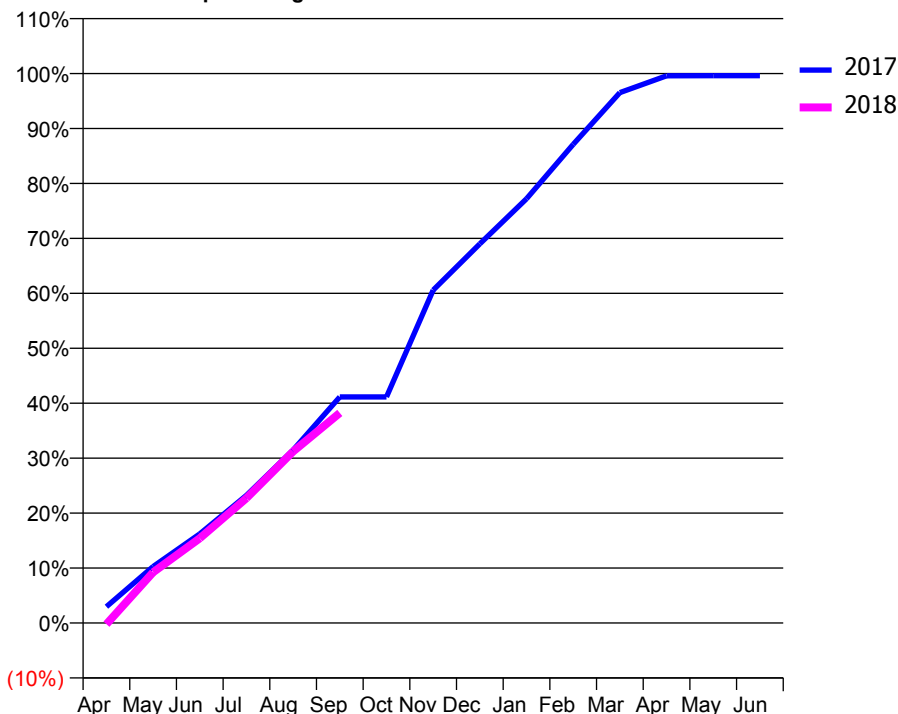
ACCESS*

Patients seen in 24 months	Total	Change since previous quarter
Quarter ending September 2016	14,761	
Quarter ending December 2016	14,965	→
Quarter ending March 2017	14,845	→
Quarter ending June 2017	14,634	↓
Quarter ending September 2017	14,592	→
Variance since September 2016	(1.1%)	↓



ACTIVITY

Cumulative percentage of contracted UDA delivered 2017 & 2018



Month	Adjusted Scheduled Activity (UDA)	
	2017	2018
April	1,321	-102
May	4,562	4,100
June	7,197	6,852
July	10,316	10,086
August	13,984	13,863
September	18,265	16,976
October	18,265	
November	26,904	
December	30,641	
January	34,278	
February	38,673	
March	42,855	
April	44,217	
May	44,223	
June	44,224	

QUALITY

	Quantity	Base Number	Contract	AT	Region	England
% of FP17s for the same patient ID Re-attending within 3 months - Children	144	3,998	3.6%	9.9%	11.6%	11.9%
% of FP17s for the same patient ID Re-attending within 3 months - Adults	319	3,573	8.9%	14.7%	15.2%	15.9%
% of FP17s for the same patient ID Re-attending between 3 & 9 months - Children	2,453	3,998	61.4%	51.5%	59.1%	58.1%
% of FP17s for the same patient ID Re-attending between 3 & 9 months - Adults	1,593	3,573	44.6%	47.4%	51.7%	50.6%
% of FP17s for Band 1 Urgent Courses	642	7,047	9.1%	8.1%	8.0%	9.1%
% of FP17s Relating to Free Repair or Replacements	14	7,047	0.2%	0.7%	0.8%	0.8%
% of FP17s Relating to Continuations	34	7,047	0.5%	0.8%	1.0%	1.1%
% of Patients satisfied with the dentistry they have received	5	6	N/A	91.3%	91.5%	91.4%
% of Patients satisfied with the time they had to wait for an appointment	5	6	N/A	90.2%	88.2%	87.7%

* This is based on patients treated on this contract for their most recent course of treatment. Figures in italics indicate the base number of FP17s or Patient Questionnaire responses are less than 100. N/A is shown where the base number of responses is less than 10 during the period. % is calculated as Quantity/Base number*100

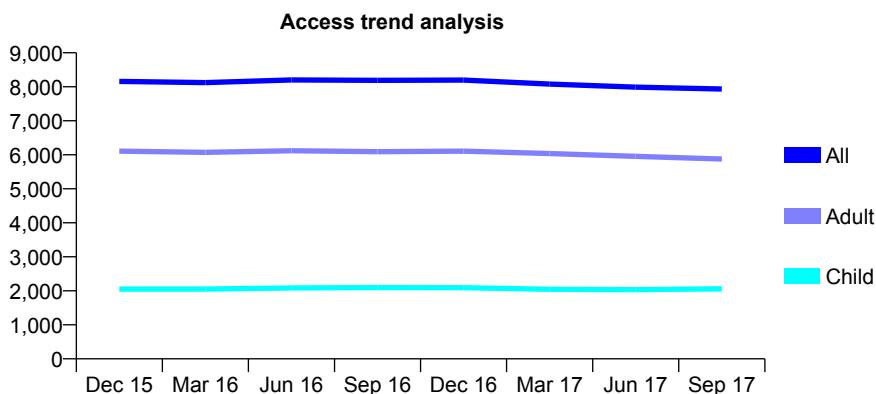
Q54 - Vital Signs At a Glance Contract Report for 300012/0003 - September 2017

Name or company name	MR EE THOMPSON
Contract type name	GDS Contract
Purpose of contract	General and Orthodontic
Contract start date	20/09/2010
Contract end date	

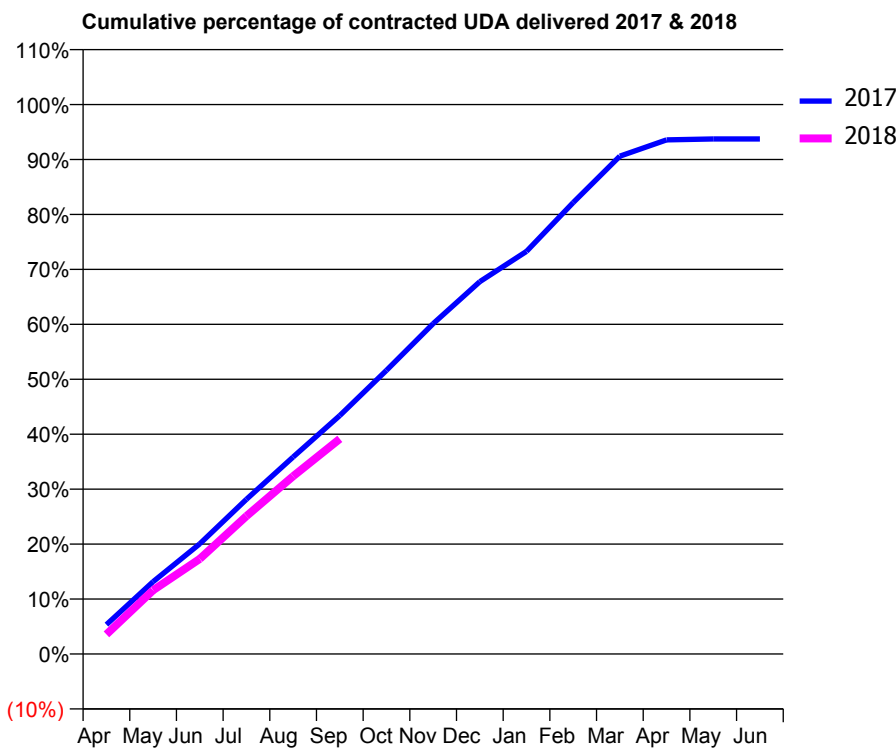
17/18 Contracted general activity (UDA)	24,718
Carry forward general activity (UDA)	0
17/18 Contracted orthodontic activity (UOA)	2,142
Carry forward orthodontic activity (UOA)	0
Baseline contract value	£791,138.09

ACCESS*

Patients seen in 24 months	Total	Change since previous quarter
Quarter ending September 2016	8,189	
Quarter ending December 2016	8,198	→
Quarter ending March 2017	8,082	↓
Quarter ending June 2017	7,989	↓
Quarter ending September 2017	7,937	→
Variance since September 2016	(3.1%)	↓



ACTIVITY



Month	Adjusted Scheduled Activity (UDA)	
	2017	2018
April	1,321	884
May	3,257	2,869
June	4,957	4,279
July	6,959	6,207
August	8,861	7,997
September	10,730	9,679
October	12,761	
November	14,863	
December	16,747	
January	18,111	
February	20,309	
March	22,396	
April	23,127	
May	23,168	
June	23,168	

QUALITY

	Quantity	Base Number	Contract	AT	Region	England
% of FP17s for the same patient ID Re-attending within 3 months - Children	109	1,354	8.1%	9.9%	11.6%	11.9%
% of FP17s for the same patient ID Re-attending within 3 months - Adults	475	3,254	14.6%	14.7%	15.2%	15.9%
% of FP17s for the same patient ID Re-attending between 3 & 9 months - Children	610	1,354	45.1%	51.5%	59.1%	58.1%
% of FP17s for the same patient ID Re-attending between 3 & 9 months - Adults	1,247	3,254	38.3%	47.4%	51.7%	50.6%
% of FP17s for Band 1 Urgent Courses	401	4,106	9.8%	8.1%	8.0%	9.1%
% of FP17s Relating to Free Repair or Replacements	39	4,106	0.9%	0.7%	0.8%	0.8%
% of FP17s Relating to Continuations	26	4,106	0.6%	0.8%	1.0%	1.1%
% of Patients satisfied with the dentistry they have received	15	15	100.0%	91.3%	91.5%	91.4%
% of Patients satisfied with the time they had to wait for an appointment	14	15	93.3%	90.2%	88.2%	87.7%

* This is based on patients treated on this contract for their most recent course of treatment. Figures in italics indicate the base number of FP17s or Patient Questionnaire responses are less than 100. N/A is shown where the base number of responses is less than 10 during the period. % is calculated as Quantity/Base number*100

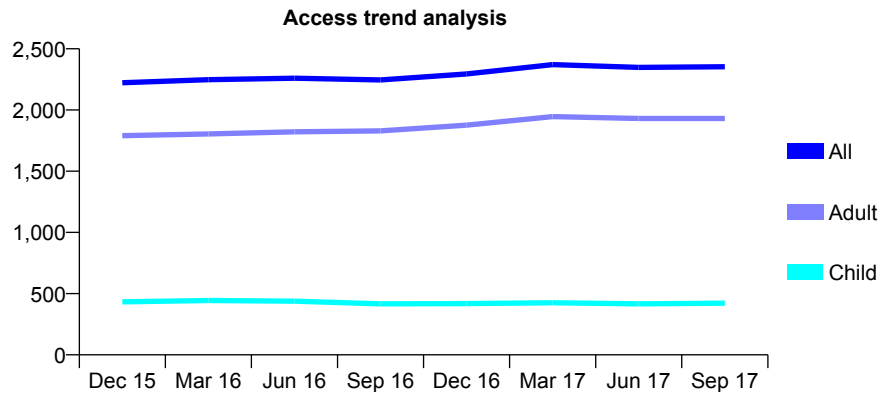
Q54 - Vital Signs At a Glance Contract Report for 301574/0003 - September 2017

Name or company name	The Greens Dental Practice
Contract type name	GDS Contract
Purpose of contract	General
Contract start date	01/04/2013
Contract end date	

17/18 Contracted general activity (UDA)	7,304
Carry forward general activity (UDA)	0
17/18 Contracted orthodontic activity (UOA)	0
Carry forward orthodontic activity (UOA)	0
Baseline contract value	£179,497.48

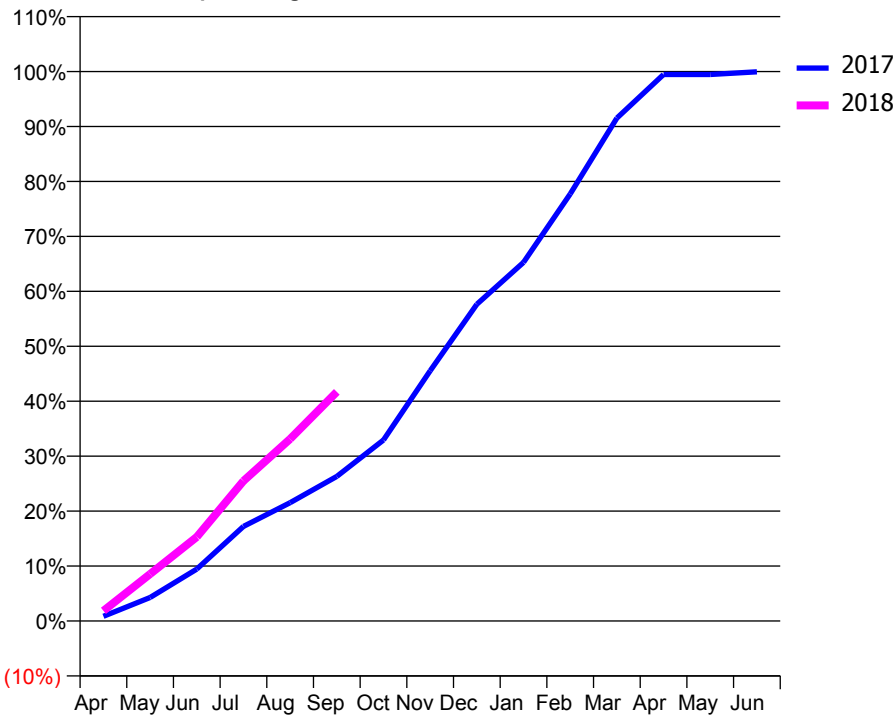
ACCESS*

Patients seen in 24 months	Total	Change since previous quarter
Quarter ending September 2016	2,246	
Quarter ending December 2016	2,295	↑
Quarter ending March 2017	2,371	↑
Quarter ending June 2017	2,348	→
Quarter ending September 2017	2,353	→
Variance since September 2016	4.8%	↑



ACTIVITY

Cumulative percentage of contracted UDA delivered 2017 & 2018



Month	Adjusted Scheduled Activity (UDA)	
	2017	2018
April	63	136
May	313	625
June	690	1,117
July	1,257	1,862
August	1,574	2,420
September	1,923	3,046
October	2,406	
November	3,326	
December	4,210	
January	4,768	
February	5,677	
March	6,686	
April	7,265	
May	7,265	
June	7,300	

QUALITY

	Quantity	Base Number	Contract	AT	Region	England
% of FP17s for the same patient ID Re-attending within 3 months - Children	17	308	5.5%	9.9%	11.6%	11.9%
% of FP17s for the same patient ID Re-attending within 3 months - Adults	244	1,414	17.3%	14.7%	15.2%	15.9%
% of FP17s for the same patient ID Re-attending between 3 & 9 months - Children	207	308	67.2%	51.5%	59.1%	58.1%
% of FP17s for the same patient ID Re-attending between 3 & 9 months - Adults	826	1,414	58.4%	47.4%	51.7%	50.6%
% of FP17s for Band 1 Urgent Courses	95	1,557	6.1%	8.1%	8.0%	9.1%
% of FP17s Relating to Free Repair or Replacements	28	1,557	1.8%	0.7%	0.8%	0.8%
% of FP17s Relating to Continuations	33	1,557	2.1%	0.8%	1.0%	1.1%
% of Patients satisfied with the dentistry they have received	12	12	100.0%	91.3%	91.5%	91.4%
% of Patients satisfied with the time they had to wait for an appointment	12	12	100.0%	90.2%	88.2%	87.7%

* This is based on patients treated on this contract for their most recent course of treatment. Figures in italics indicate the base number of FP17s or Patient Questionnaire responses are less than 100. N/A is shown where the base number of responses is less than 10 during the period. % is calculated as Quantity/Base number*100

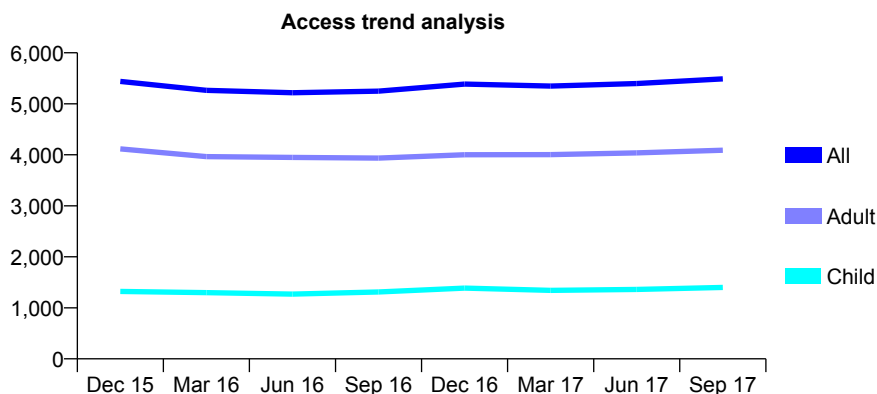
Q54 - Vital Signs At a Glance Contract Report for 303089/0001 - September 2017

Name or company name	Ashleigh Dental Practice
Contract type name	GDS Contract
Purpose of contract	General and Orthodontic
Contract start date	01/04/2006
Contract end date	

17/18 Contracted general activity (UDA)	14,412
Carry forward general activity (UDA)	-2
17/18 Contracted orthodontic activity (UOA)	273
Carry forward orthodontic activity (UOA)	0
Baseline contract value	£361,596.72

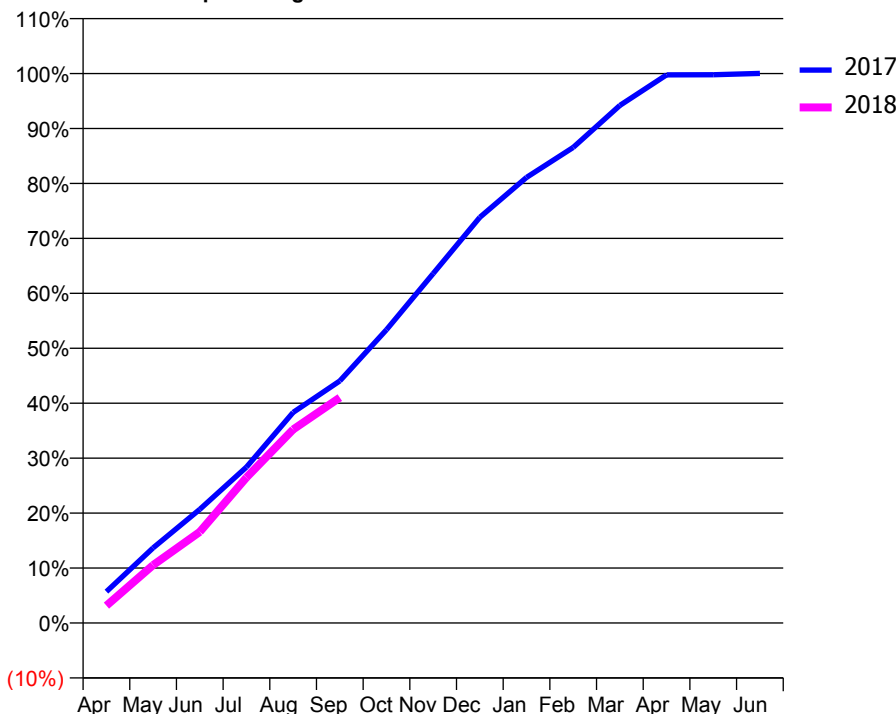
ACCESS*

Patients seen in 24 months	Total	Change since previous quarter
Quarter ending September 2016	5,248	
Quarter ending December 2016	5,386	↑
Quarter ending March 2017	5,347	→
Quarter ending June 2017	5,398	→
Quarter ending September 2017	5,488	→
Variance since September 2016	4.6%	↑



ACTIVITY

Cumulative percentage of contracted UDA delivered 2017 & 2018



Month	Adjusted Scheduled Activity (UDA)	
	2017	2018
April	824	457
May	1,972	1,520
June	2,981	2,391
July	4,091	3,817
August	5,522	5,076
September	6,348	5,914
October	7,692	
November	9,165	
December	10,642	
January	11,686	
February	12,475	
March	13,574	
April	14,378	
May	14,379	
June	14,414	

QUALITY

	Quantity	Base Number	Contract	AT	Region	England
% of FP17s for the same patient ID Re-attending within 3 months - Children	31	840	3.7%	9.9%	11.6%	11.9%
% of FP17s for the same patient ID Re-attending within 3 months - Adults	231	2,393	9.7%	14.7%	15.2%	15.9%
% of FP17s for the same patient ID Re-attending between 3 & 9 months - Children	307	840	36.5%	51.5%	59.1%	58.1%
% of FP17s for the same patient ID Re-attending between 3 & 9 months - Adults	842	2,393	35.2%	47.4%	51.7%	50.6%
% of FP17s for Band 1 Urgent Courses	163	2,837	5.7%	8.1%	8.0%	9.1%
% of FP17s Relating to Free Repair or Replacements	9	2,837	0.3%	0.7%	0.8%	0.8%
% of FP17s Relating to Continuations	30	2,837	1.1%	0.8%	1.0%	1.1%
% of Patients satisfied with the dentistry they have received	6	7	N/A	91.3%	91.5%	91.4%
% of Patients satisfied with the time they had to wait for an appointment	7	7	N/A	90.2%	88.2%	87.7%

* This is based on patients treated on this contract for their most recent course of treatment. Figures in italics indicate the base number of FP17s or Patient Questionnaire responses are less than 100. N/A is shown where the base number of responses is less than 10 during the period. % is calculated as Quantity/Base number*100

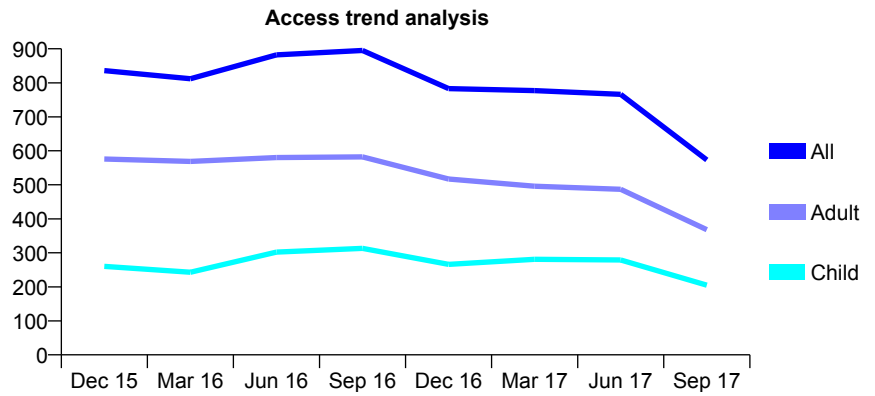
Q54 - Vital Signs At a Glance Contract Report for 303089/0005 - September 2017

Name or company name	MR RJ STATHAM
Contract type name	PDS Plus Contract
Purpose of contract	General
Contract start date	01/06/2012
Contract end date	31/05/2017

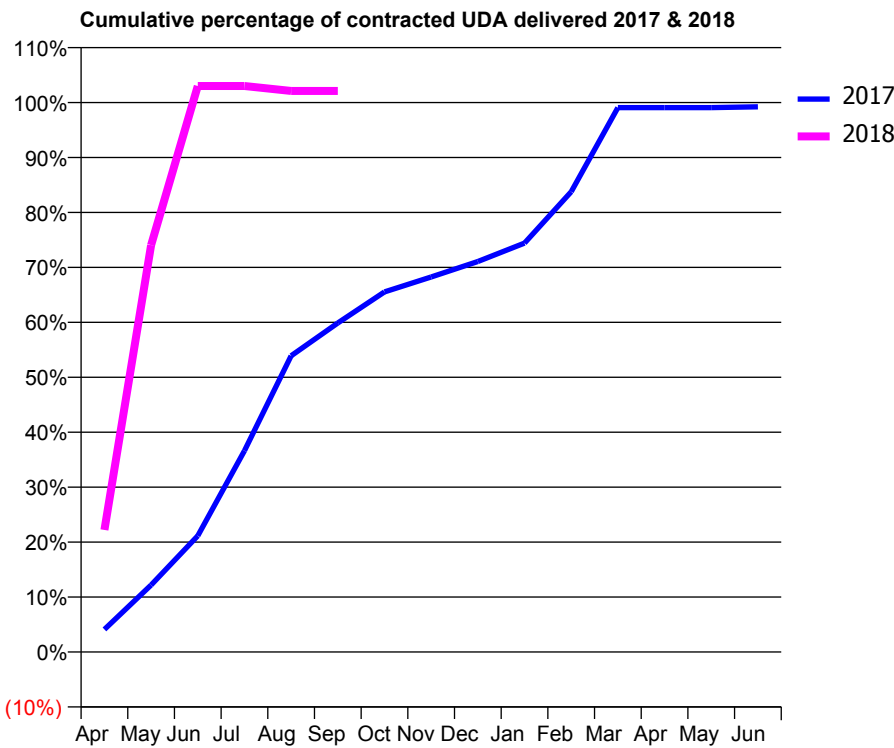
17/18 Contracted general activity (UDA)	333
Carry forward general activity (UDA)	0
17/18 Contracted orthodontic activity (UOA)	0
Carry forward orthodontic activity (UOA)	0
Baseline contract value	£4,069.08

ACCESS*

Patients seen in 24 months	Total	Change since previous quarter
Quarter ending September 2016	895	
Quarter ending December 2016	783	↓
Quarter ending March 2017	777	→
Quarter ending June 2017	766	↓
Quarter ending September 2017	573	↓
Variance since September 2016	(36.0%)	↓



ACTIVITY



Month	Adjusted Scheduled Activity (UDA)	
	2017	2018
April	82	74
May	244	247
June	423	343
July	732	343
August	1,078	340
September	1,197	340
October	1,311	
November	1,365	
December	1,421	
January	1,488	
February	1,675	
March	1,981	
April	1,981	
May	1,981	
June	1,984	

QUALITY

	Quantity	Base Number	Contract	AT	Region	England
% of FP17s for the same patient ID Re-attending within 3 months - Children	3	58	5.2%	9.9%	11.6%	11.9%
% of FP17s for the same patient ID Re-attending within 3 months - Adults	13	111	11.7%	14.7%	15.2%	15.9%
% of FP17s for the same patient ID Re-attending between 3 & 9 months - Children	1	58	1.7%	51.5%	59.1%	58.1%
% of FP17s for the same patient ID Re-attending between 3 & 9 months - Adults	8	111	7.2%	47.4%	51.7%	50.6%
% of FP17s for Band 1 Urgent Courses	15	168	8.9%	8.1%	8.0%	9.1%
% of FP17s Relating to Free Repair or Replacements	0	168	0.0%	0.7%	0.8%	0.8%
% of FP17s Relating to Continuations	1	168	0.6%	0.8%	1.0%	1.1%
% of Patients satisfied with the dentistry they have received	0	0	N/A	91.3%	91.5%	91.4%
% of Patients satisfied with the time they had to wait for an appointment	0	0	N/A	90.2%	88.2%	87.7%

* This is based on patients treated on this contract for their most recent course of treatment. Figures in italics indicate the base number of FP17s or Patient Questionnaire responses are less than 100. N/A is shown where the base number of responses is less than 10 during the period. % is calculated as Quantity/Base number*100

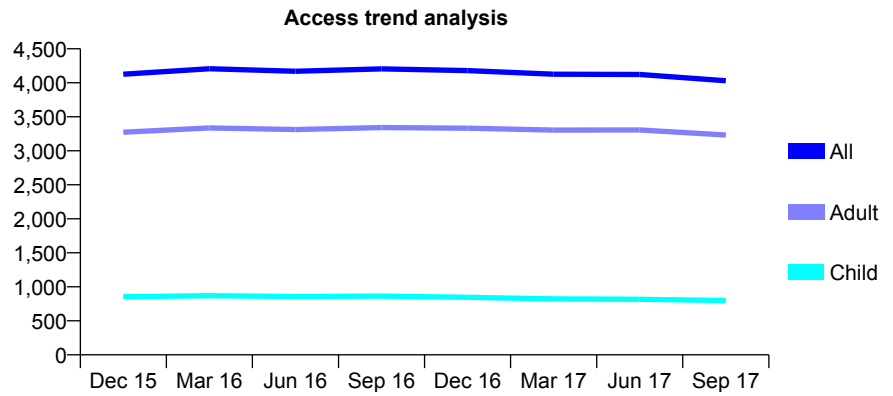
Q54 - Vital Signs At a Glance Contract Report for 324329/0001 - September 2017

Name or company name	MR SR LOWE
Contract type name	GDS Contract
Purpose of contract	General
Contract start date	01/04/2006
Contract end date	

17/18 Contracted general activity (UDA)	14,603
Carry forward general activity (UDA)	569
17/18 Contracted orthodontic activity (UOA)	0
Carry forward orthodontic activity (UOA)	0
Baseline contract value	£307,941.15

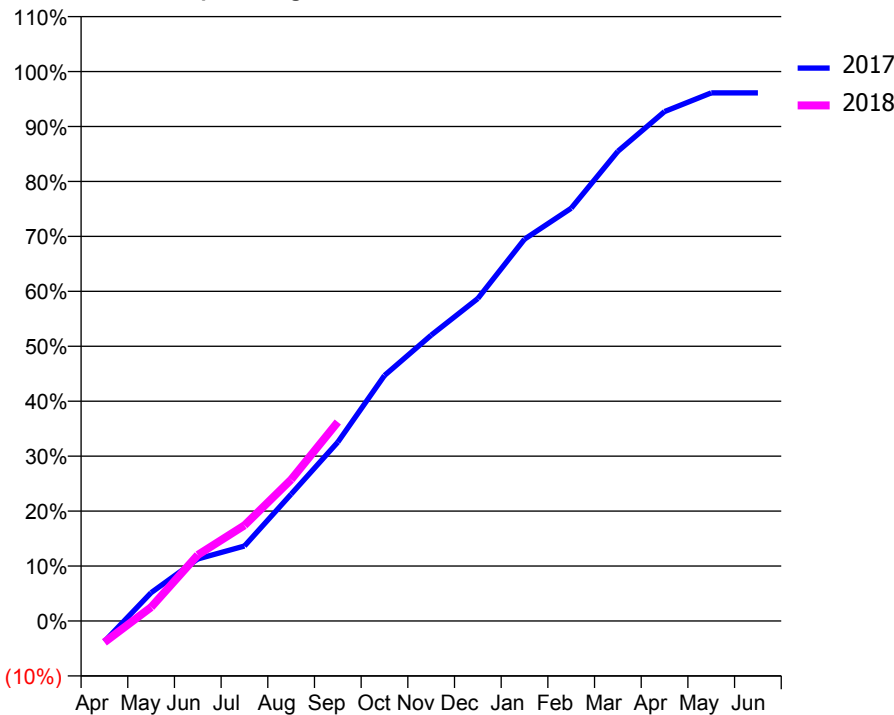
ACCESS*

Patients seen in 24 months	Total	Change since previous quarter
Quarter ending September 2016	4,205	
Quarter ending December 2016	4,179	→
Quarter ending March 2017	4,126	↓
Quarter ending June 2017	4,123	→
Quarter ending September 2017	4,031	↓
Variance since September 2016	(4.1%)	↓



ACTIVITY

Cumulative percentage of contracted UDA delivered 2017 & 2018



Month	Adjusted Scheduled Activity (UDA)	
	2017	2018
April	-546	-569
May	752	366
June	1,650	1,755
July	1,993	2,541
August	3,372	3,758
September	4,755	5,289
October	6,527	
November	7,594	
December	8,569	
January	10,148	
February	10,969	
March	12,482	
April	13,538	
May	14,033	
June	14,033	

QUALITY

	Quantity	Base Number	Contract	AT	Region	England
% of FP17s for the same patient ID Re-attending within 3 months - Children	27	596	4.5%	9.9%	11.6%	11.9%
% of FP17s for the same patient ID Re-attending within 3 months - Adults	248	2,523	9.8%	14.7%	15.2%	15.9%
% of FP17s for the same patient ID Re-attending between 3 & 9 months - Children	397	596	66.6%	51.5%	59.1%	58.1%
% of FP17s for the same patient ID Re-attending between 3 & 9 months - Adults	1,739	2,523	68.9%	47.4%	51.7%	50.6%
% of FP17s for Band 1 Urgent Courses	51	2,467	2.1%	8.1%	8.0%	9.1%
% of FP17s Relating to Free Repair or Replacements	10	2,467	0.4%	0.7%	0.8%	0.8%
% of FP17s Relating to Continuations	0	2,467	0.0%	0.8%	1.0%	1.1%
% of Patients satisfied with the dentistry they have received	7	7	N/A	91.3%	91.5%	91.4%
% of Patients satisfied with the time they had to wait for an appointment	7	7	N/A	90.2%	88.2%	87.7%

* This is based on patients treated on this contract for their most recent course of treatment. Figures in italics indicate the base number of FP17s or Patient Questionnaire responses are less than 100. N/A is shown where the base number of responses is less than 10 during the period. % is calculated as Quantity/Base number*100

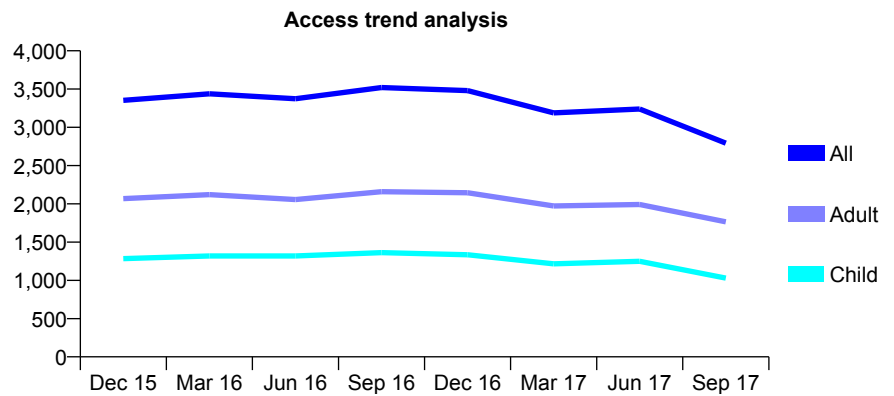
Q54 - Vital Signs At a Glance Contract Report for 325708/0002 - September 2017

Name or company name	Balbir S Bhandal, Amrik S Bhandal & Baljit
Contract type name	GDS Contract
Purpose of contract	General and Orthodontic
Contract start date	01/04/2006
Contract end date	

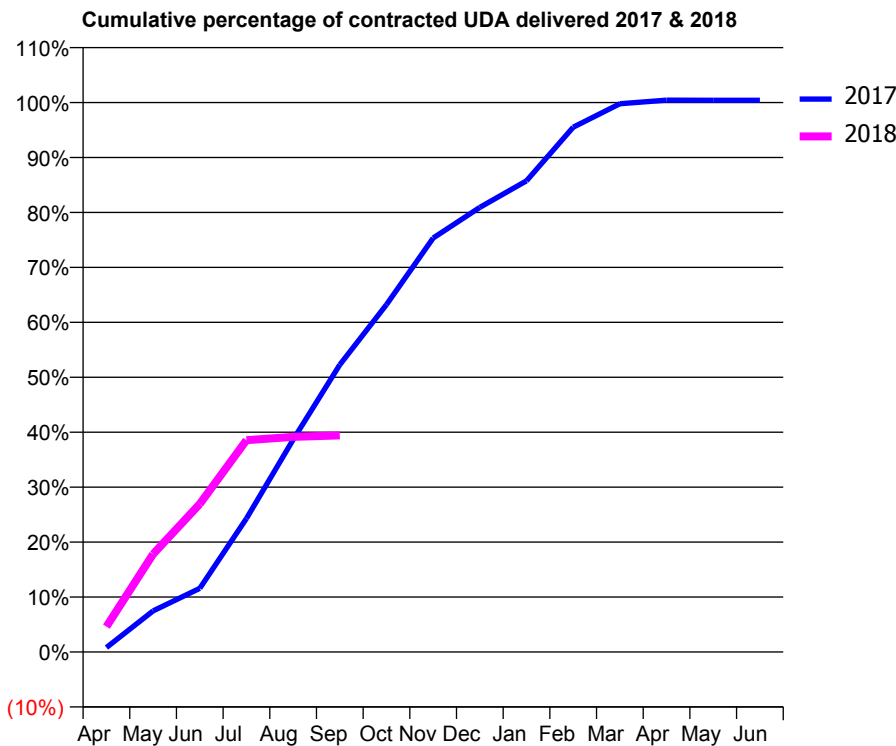
17/18 Contracted general activity (UDA)	8,791
Carry forward general activity (UDA)	-35
17/18 Contracted orthodontic activity (UOA)	2,964
Carry forward orthodontic activity (UOA)	17
Baseline contract value	£417,526.80

ACCESS*

Patients seen in 24 months	Total	Change since previous quarter
Quarter ending September 2016	3,520	
Quarter ending December 2016	3,479	↓
Quarter ending March 2017	3,188	↓
Quarter ending June 2017	3,240	→
Quarter ending September 2017	2,793	↓
Variance since September 2016	(20.7%)	↓



ACTIVITY



Month	Adjusted Scheduled Activity (UDA)	
	2017	2018
April	72	407
May	658	1,567
June	1,018	2,368
July	2,136	3,389
August	3,397	3,442
September	4,595	3,465
October	5,557	
November	6,624	
December	7,114	
January	7,538	
February	8,396	
March	8,771	
April	8,829	
May	8,826	
June	8,826	

QUALITY

	Quantity	Base Number	Contract	AT	Region	England
% of FP17s for the same patient ID Re-attending within 3 months - Children	44	598	7.4%	9.9%	11.6%	11.9%
% of FP17s for the same patient ID Re-attending within 3 months - Adults	82	745	11.0%	14.7%	15.2%	15.9%
% of FP17s for the same patient ID Re-attending between 3 & 9 months - Children	119	598	19.9%	51.5%	59.1%	58.1%
% of FP17s for the same patient ID Re-attending between 3 & 9 months - Adults	162	745	21.7%	47.4%	51.7%	50.6%
% of FP17s for Band 1 Urgent Courses	73	1,053	6.9%	8.1%	8.0%	9.1%
% of FP17s Relating to Free Repair or Replacements	0	1,053	0.0%	0.7%	0.8%	0.8%
% of FP17s Relating to Continuations	0	1,053	0.0%	0.8%	1.0%	1.1%
% of Patients satisfied with the dentistry they have received	1	1	N/A	91.3%	91.5%	91.4%
% of Patients satisfied with the time they had to wait for an appointment	0	1	N/A	90.2%	88.2%	87.7%

* This is based on patients treated on this contract for their most recent course of treatment. Figures in italics indicate the base number of FP17s or Patient Questionnaire responses are less than 100. N/A is shown where the base number of responses is less than 10 during the period. % is calculated as Quantity/Base number*100

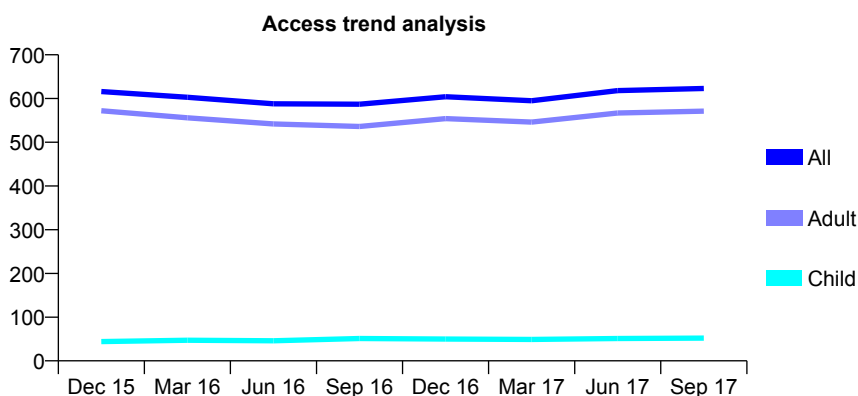
Q54 - Vital Signs At a Glance Contract Report for 325708/0003 - September 2017

Name or company name	Balbir S Bhandal, Amrik S Bhandal & Baljit
Contract type name	GDS Contract
Purpose of contract	General
Contract start date	01/04/2006
Contract end date	

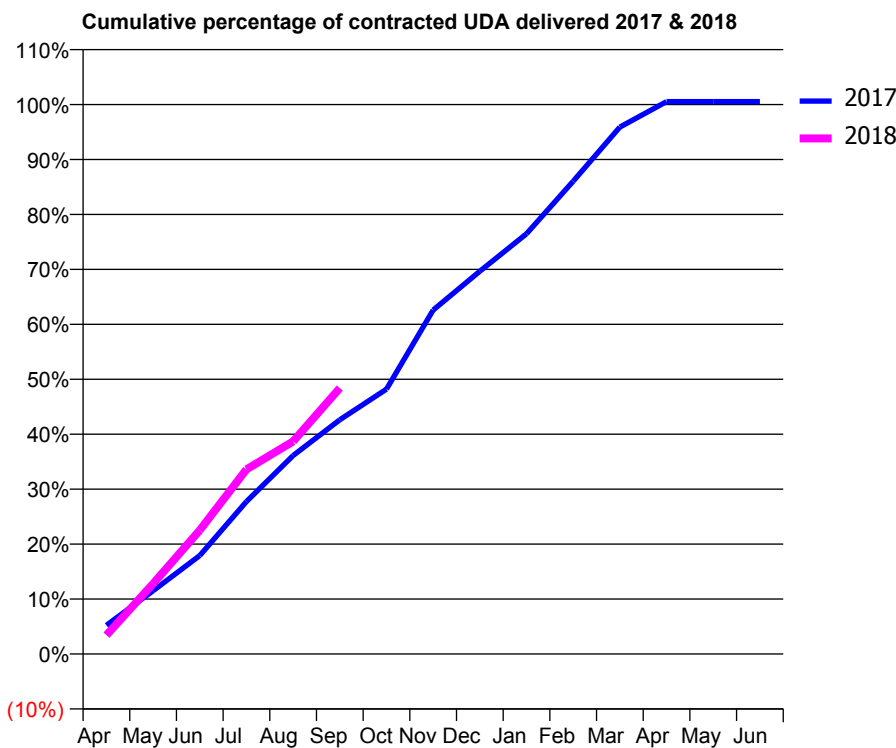
17/18 Contracted general activity (UDA)	1,823
Carry forward general activity (UDA)	-10
17/18 Contracted orthodontic activity (UOA)	0
Carry forward orthodontic activity (UOA)	0
Baseline contract value	£41,940.71

ACCESS*

Patients seen in 24 months	Total	Change since previous quarter
Quarter ending September 2016	587	
Quarter ending December 2016	604	↑
Quarter ending March 2017	595	↓
Quarter ending June 2017	618	↑
Quarter ending September 2017	623	→
Variance since September 2016	6.1%	↑



ACTIVITY



Month	Adjusted Scheduled Activity (UDA)	
	2017	2018
April	95	63
May	210	233
June	327	411
July	506	612
August	659	705
September	777	882
October	879	
November	1,141	
December	1,270	
January	1,394	
February	1,569	
March	1,748	
April	1,832	
May	1,832	
June	1,832	

QUALITY

	Quantity	Base Number	Contract	AT	Region	England
% of FP17s for the same patient ID Re-attending within 3 months - Children	0	24	0.0%	9.9%	11.6%	11.9%
% of FP17s for the same patient ID Re-attending within 3 months - Adults	18	350	5.1%	14.7%	15.2%	15.9%
% of FP17s for the same patient ID Re-attending between 3 & 9 months - Children	8	24	33.3%	51.5%	59.1%	58.1%
% of FP17s for the same patient ID Re-attending between 3 & 9 months - Adults	168	350	48.0%	47.4%	51.7%	50.6%
% of FP17s for Band 1 Urgent Courses	41	347	11.8%	8.1%	8.0%	9.1%
% of FP17s Relating to Free Repair or Replacements	3	347	0.9%	0.7%	0.8%	0.8%
% of FP17s Relating to Continuations	2	347	0.6%	0.8%	1.0%	1.1%
% of Patients satisfied with the dentistry they have received	2	2	N/A	91.3%	91.5%	91.4%
% of Patients satisfied with the time they had to wait for an appointment	1	2	N/A	90.2%	88.2%	87.7%

* This is based on patients treated on this contract for their most recent course of treatment. Figures in italics indicate the base number of FP17s or Patient Questionnaire responses are less than 100. N/A is shown where the base number of responses is less than 10 during the period. % is calculated as Quantity/Base number*100

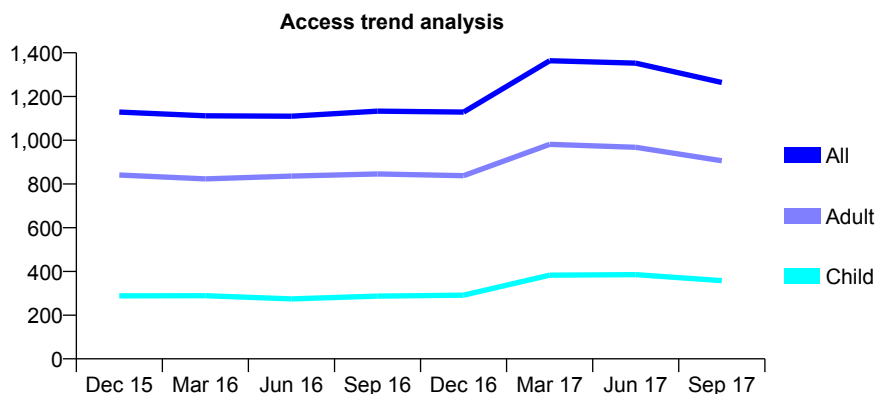
Q54 - Vital Signs At a Glance Contract Report for 325708/0004 - September 2017

Name or company name	Balbir S Bhandal, Amrik S Bhandal & Baljit
Contract type name	GDS Contract
Purpose of contract	General
Contract start date	01/04/2006
Contract end date	

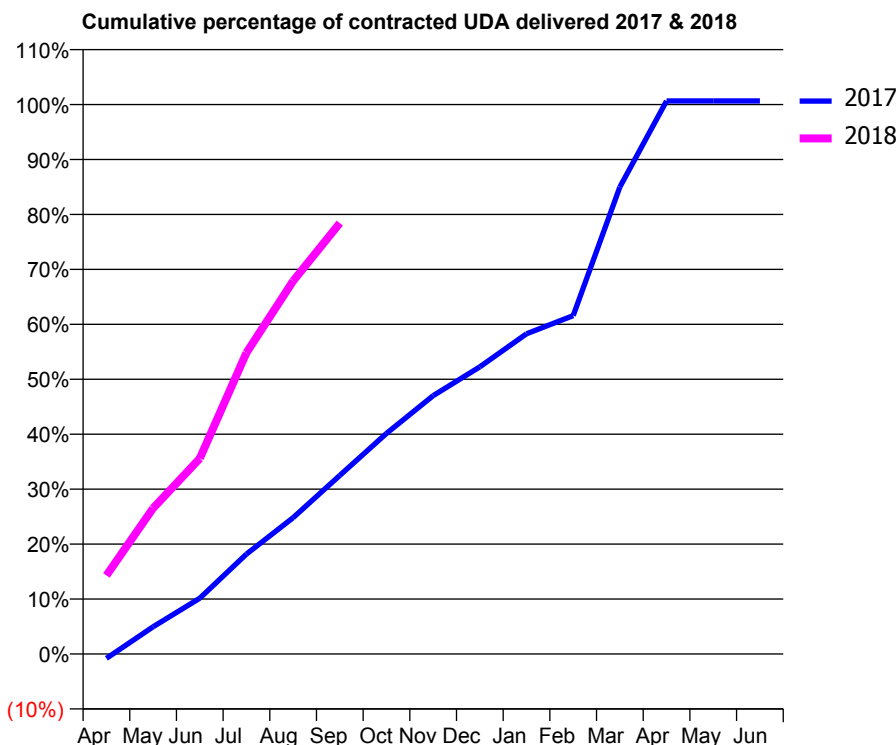
17/18 Contracted general activity (UDA)	4,086
Carry forward general activity (UDA)	0
17/18 Contracted orthodontic activity (UOA)	0
Carry forward orthodontic activity (UOA)	0
Baseline contract value	£100,237.13

ACCESS*

Patients seen in 24 months	Total	Change since previous quarter
Quarter ending September 2016	1,133	
Quarter ending December 2016	1,129	→
Quarter ending March 2017	1,364	↑
Quarter ending June 2017	1,353	→
Quarter ending September 2017	1,264	↓
Variance since September 2016	11.6%	↑



ACTIVITY



Month	Adjusted Scheduled Activity (UDA)	
	2017	2018
April	-33	584
May	203	1,084
June	415	1,454
July	743	2,240
August	1,014	2,774
September	1,329	3,204
October	1,641	
November	1,921	
December	2,136	
January	2,381	
February	2,516	
March	3,472	
April	4,112	
May	4,112	
June	4,112	

QUALITY

	Quantity	Base Number	Contract	AT	Region	England
% of FP17s for the same patient ID Re-attending within 3 months - Children	33	329	10.0%	9.9%	11.6%	11.9%
% of FP17s for the same patient ID Re-attending within 3 months - Adults	64	697	9.2%	14.7%	15.2%	15.9%
% of FP17s for the same patient ID Re-attending between 3 & 9 months - Children	117	329	35.6%	51.5%	59.1%	58.1%
% of FP17s for the same patient ID Re-attending between 3 & 9 months - Adults	249	697	35.7%	47.4%	51.7%	50.6%
% of FP17s for Band 1 Urgent Courses	31	743	4.2%	8.1%	8.0%	9.1%
% of FP17s Relating to Free Repair or Replacements	2	743	0.3%	0.7%	0.8%	0.8%
% of FP17s Relating to Continuations	0	743	0.0%	0.8%	1.0%	1.1%
% of Patients satisfied with the dentistry they have received	1	1	N/A	91.3%	91.5%	91.4%
% of Patients satisfied with the time they had to wait for an appointment	1	1	N/A	90.2%	88.2%	87.7%

* This is based on patients treated on this contract for their most recent course of treatment. Figures in italics indicate the base number of FP17s or Patient Questionnaire responses are less than 100. N/A is shown where the base number of responses is less than 10 during the period. % is calculated as Quantity/Base number*100

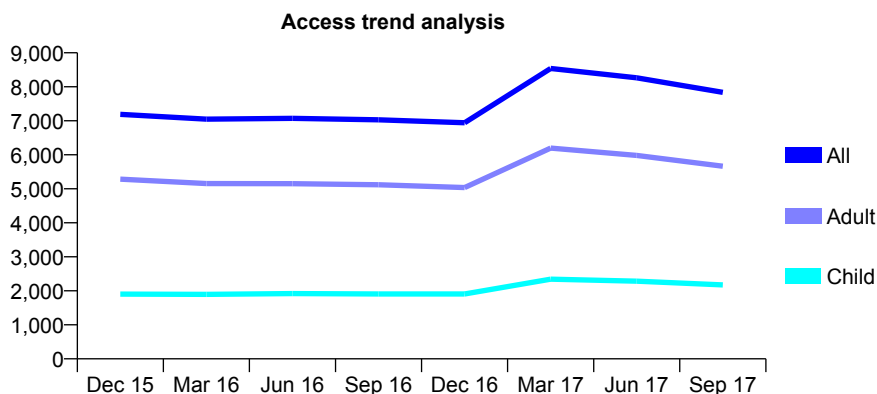
Q54 - Vital Signs At a Glance Contract Report for 325708/0005 - September 2017

Name or company name	Balbir S Bhandal, Amrik S Bhandal & Baljit
Contract type name	GDS Contract
Purpose of contract	General
Contract start date	01/04/2006
Contract end date	

17/18 Contracted general activity (UDA)	25,351
Carry forward general activity (UDA)	912
17/18 Contracted orthodontic activity (UOA)	0
Carry forward orthodontic activity (UOA)	0
Baseline contract value	£623,910.35

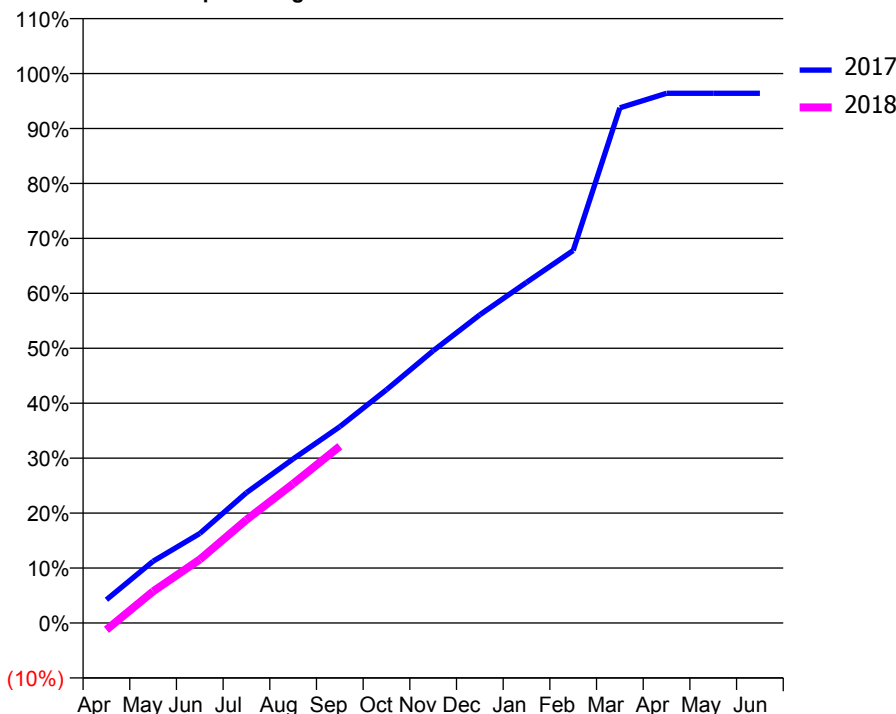
ACCESS*

Patients seen in 24 months	Total	Change since previous quarter
Quarter ending September 2016	7,028	
Quarter ending December 2016	6,945	↓
Quarter ending March 2017	8,540	↑
Quarter ending June 2017	8,266	↓
Quarter ending September 2017	7,837	↓
Variance since September 2016	11.5%	↑



ACTIVITY

Cumulative percentage of contracted UDA delivered 2017 & 2018



Month	Adjusted Scheduled Activity (UDA)	
	2017	2018
April	1,075	-316
May	2,849	1,459
June	4,129	2,929
July	6,011	4,765
August	7,572	6,424
September	9,061	8,153
October	10,763	
November	12,561	
December	14,219	
January	15,714	
February	17,185	
March	23,766	
April	24,436	
May	24,439	
June	24,439	

QUALITY

	Quantity	Base Number	Contract	AT	Region	England
% of FP17s for the same patient ID Re-attending within 3 months - Children	22	1,049	2.1%	9.9%	11.6%	11.9%
% of FP17s for the same patient ID Re-attending within 3 months - Adults	155	2,583	6.0%	14.7%	15.2%	15.9%
% of FP17s for the same patient ID Re-attending between 3 & 9 months - Children	388	1,049	37.0%	51.5%	59.1%	58.1%
% of FP17s for the same patient ID Re-attending between 3 & 9 months - Adults	1,042	2,583	40.3%	47.4%	51.7%	50.6%
% of FP17s for Band 1 Urgent Courses	294	3,416	8.6%	8.1%	8.0%	9.1%
% of FP17s Relating to Free Repair or Replacements	28	3,416	0.8%	0.7%	0.8%	0.8%
% of FP17s Relating to Continuations	23	3,416	0.7%	0.8%	1.0%	1.1%
% of Patients satisfied with the dentistry they have received	0	0	N/A	91.3%	91.5%	91.4%
% of Patients satisfied with the time they had to wait for an appointment	0	0	N/A	90.2%	88.2%	87.7%

* This is based on patients treated on this contract for their most recent course of treatment. Figures in italics indicate the base number of FP17s or Patient Questionnaire responses are less than 100. N/A is shown where the base number of responses is less than 10 during the period. % is calculated as Quantity/Base number*100

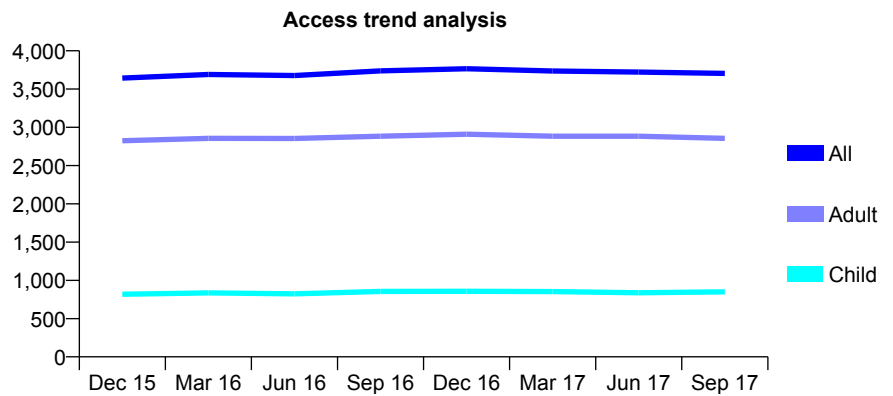
Q54 - Vital Signs At a Glance Contract Report for 325708/0007 - September 2017

Name or company name	Balbir S Bhandal, Amrik S Bhandal & Baljit
Contract type name	GDS Contract
Purpose of contract	General
Contract start date	01/04/2006
Contract end date	

17/18 Contracted general activity (UDA)	14,484
Carry forward general activity (UDA)	284
17/18 Contracted orthodontic activity (UOA)	0
Carry forward orthodontic activity (UOA)	0
Baseline contract value	£420,722.81

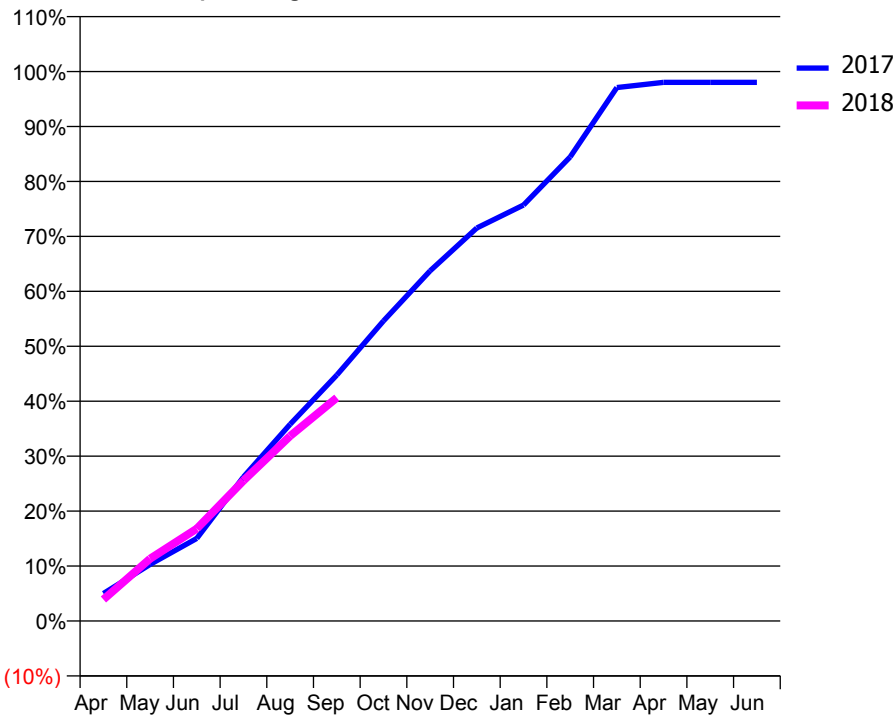
ACCESS*

Patients seen in 24 months	Total	Change since previous quarter
Quarter ending September 2016	3,738	
Quarter ending December 2016	3,765	→
Quarter ending March 2017	3,736	→
Quarter ending June 2017	3,722	→
Quarter ending September 2017	3,705	→
Variance since September 2016	(0.9%)	→



ACTIVITY

Cumulative percentage of contracted UDA delivered 2017 & 2018



Month	Adjusted Scheduled Activity (UDA)	
	2017	2018
April	726	569
May	1,491	1,642
June	2,176	2,432
July	3,797	3,699
August	5,187	4,876
September	6,483	5,884
October	7,910	
November	9,231	
December	10,359	
January	10,964	
February	12,232	
March	14,062	
April	14,199	
May	14,199	
June	14,199	

QUALITY

	Quantity	Base Number	Contract	AT	Region	England
% of FP17s for the same patient ID Re-attending within 3 months - Children	24	476	5.0%	9.9%	11.6%	11.9%
% of FP17s for the same patient ID Re-attending within 3 months - Adults	277	1,818	15.2%	14.7%	15.2%	15.9%
% of FP17s for the same patient ID Re-attending between 3 & 9 months - Children	239	476	50.2%	51.5%	59.1%	58.1%
% of FP17s for the same patient ID Re-attending between 3 & 9 months - Adults	955	1,818	52.5%	47.4%	51.7%	50.6%
% of FP17s for Band 1 Urgent Courses	82	2,202	3.7%	8.1%	8.0%	9.1%
% of FP17s Relating to Free Repair or Replacements	9	2,202	0.4%	0.7%	0.8%	0.8%
% of FP17s Relating to Continuations	18	2,202	0.8%	0.8%	1.0%	1.1%
% of Patients satisfied with the dentistry they have received	6	6	N/A	91.3%	91.5%	91.4%
% of Patients satisfied with the time they had to wait for an appointment	6	6	N/A	90.2%	88.2%	87.7%

* This is based on patients treated on this contract for their most recent course of treatment. Figures in italics indicate the base number of FP17s or Patient Questionnaire responses are less than 100. N/A is shown where the base number of responses is less than 10 during the period. % is calculated as Quantity/Base number*100

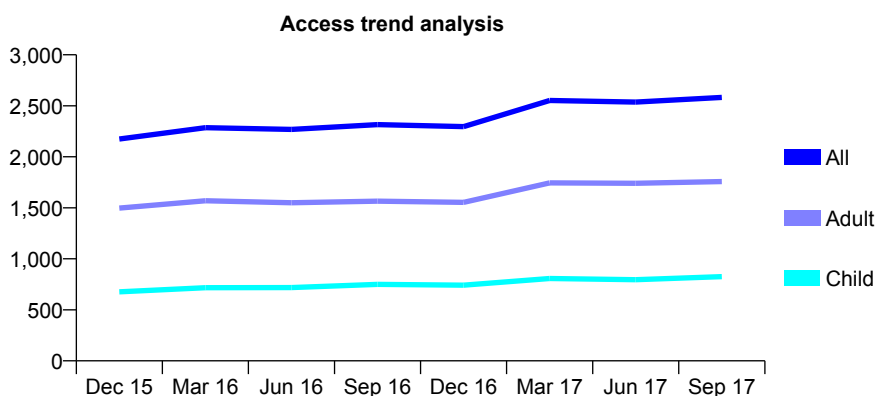
Q54 - Vital Signs At a Glance Contract Report for 325708/0008 - September 2017

Name or company name	Balbir S Bhandal, Amrik S Bhandal & Baljit
Contract type name	GDS Contract
Purpose of contract	General
Contract start date	01/04/2006
Contract end date	

17/18 Contracted general activity (UDA)	7,249
Carry forward general activity (UDA)	123
17/18 Contracted orthodontic activity (UOA)	0
Carry forward orthodontic activity (UOA)	0
Baseline contract value	£182,935.67

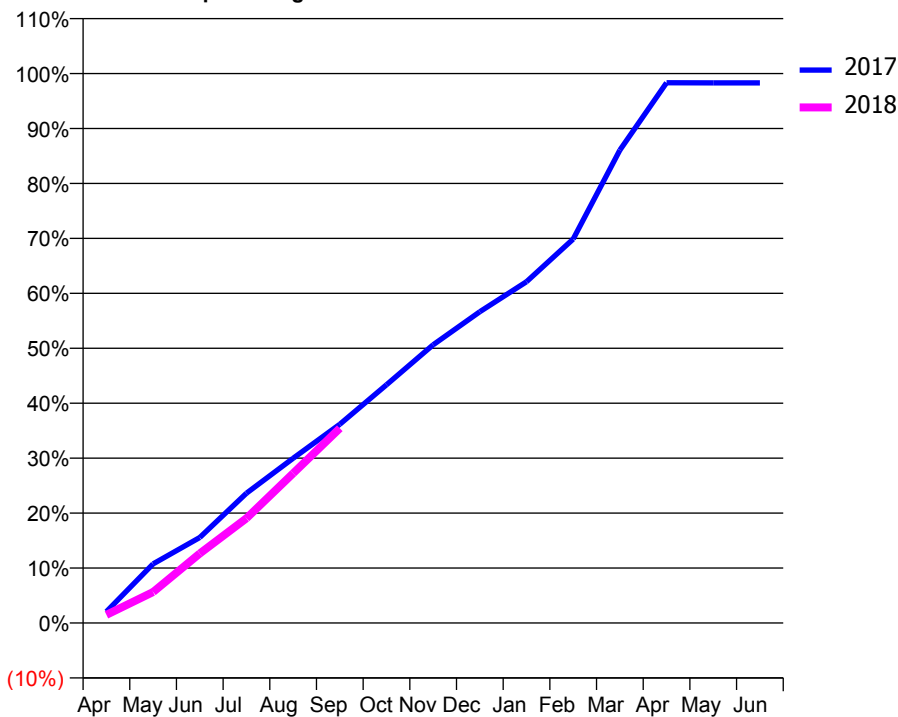
ACCESS*

Patients seen in 24 months	Total	Change since previous quarter
Quarter ending September 2016	2,316	
Quarter ending December 2016	2,296	→
Quarter ending March 2017	2,552	↑
Quarter ending June 2017	2,537	→
Quarter ending September 2017	2,583	→
Variance since September 2016	11.5%	↑



ACTIVITY

Cumulative percentage of contracted UDA delivered 2017 & 2018



Adjusted Scheduled Activity (UDA)		
Month	2017	2018
April	151	109
May	779	410
June	1,129	918
July	1,713	1,381
August	2,173	1,974
September	2,622	2,569
October	3,142	
November	3,670	
December	4,106	
January	4,503	
February	5,065	
March	6,239	
April	7,127	
May	7,125	
June	7,125	

QUALITY

	Quantity	Base Number	Contract	AT	Region	England
% of FP17s for the same patient ID Re-attending within 3 months - Children	9	448	2.0%	9.9%	11.6%	11.9%
% of FP17s for the same patient ID Re-attending within 3 months - Adults	22	816	2.7%	14.7%	15.2%	15.9%
% of FP17s for the same patient ID Re-attending between 3 & 9 months - Children	170	448	37.9%	51.5%	59.1%	58.1%
% of FP17s for the same patient ID Re-attending between 3 & 9 months - Adults	261	816	32.0%	47.4%	51.7%	50.6%
% of FP17s for Band 1 Urgent Courses	19	1,052	1.8%	8.1%	8.0%	9.1%
% of FP17s Relating to Free Repair or Replacements	7	1,052	0.7%	0.7%	0.8%	0.8%
% of FP17s Relating to Continuations	4	1,052	0.4%	0.8%	1.0%	1.1%
% of Patients satisfied with the dentistry they have received	1	1	N/A	91.3%	91.5%	91.4%
% of Patients satisfied with the time they had to wait for an appointment	1	1	N/A	90.2%	88.2%	87.7%

* This is based on patients treated on this contract for their most recent course of treatment. Figures in italics indicate the base number of FP17s or Patient Questionnaire responses are less than 100. N/A is shown where the base number of responses is less than 10 during the period. % is calculated as Quantity/Base number*100

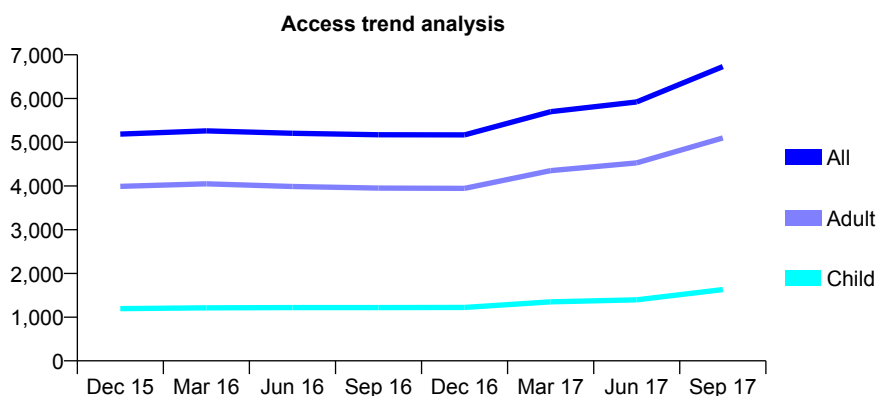
Q54 - Vital Signs At a Glance Contract Report for 325708/0009 - September 2017

Name or company name	Balbir S Bhandal, Amrik S Bhandal & Baljit
Contract type name	GDS Contract
Purpose of contract	General
Contract start date	01/04/2006
Contract end date	

17/18 Contracted general activity (UDA)	19,521
Carry forward general activity (UDA)	595
17/18 Contracted orthodontic activity (UOA)	0
Carry forward orthodontic activity (UOA)	0
Baseline contract value	£484,756.56

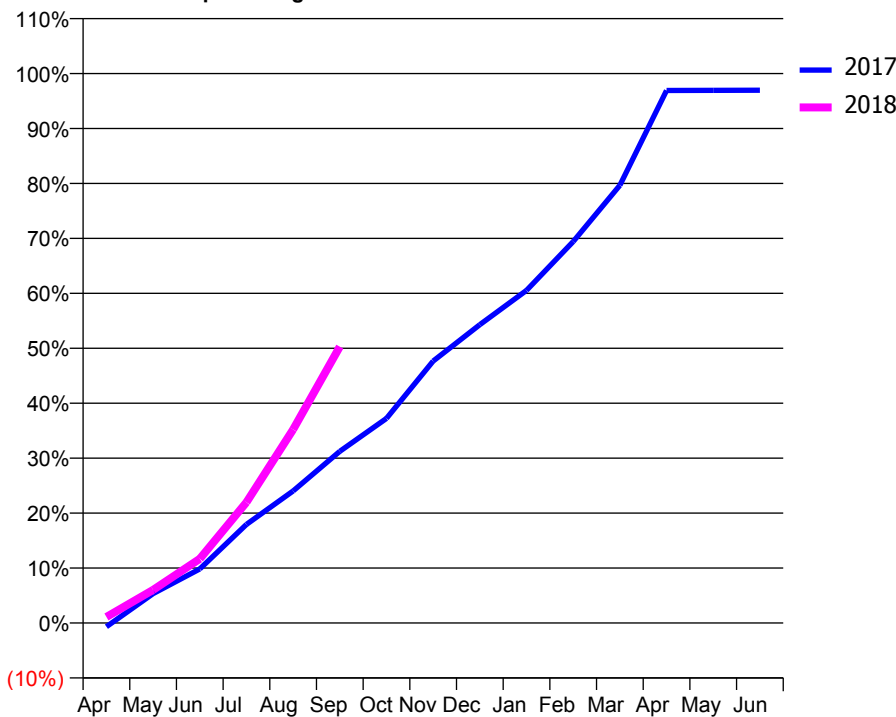
ACCESS*

Patients seen in 24 months	Total	Change since previous quarter
Quarter ending September 2016	5,170	
Quarter ending December 2016	5,167	→
Quarter ending March 2017	5,700	↑
Quarter ending June 2017	5,923	↑
Quarter ending September 2017	6,729	↑
Variance since September 2016	30.2%	↑



ACTIVITY

Cumulative percentage of contracted UDA delivered 2017 & 2018



Month	Adjusted Scheduled Activity (UDA)	
	2017	2018
April	-134	213
May	1,044	1,179
June	1,919	2,279
July	3,502	4,288
August	4,691	6,877
September	6,100	9,818
October	7,269	
November	9,304	
December	10,600	
January	11,815	
February	13,551	
March	15,549	
April	18,919	
May	18,922	
June	18,925	

QUALITY

	Quantity	Base Number	Contract	AT	Region	England
% of FP17s for the same patient ID Re-attending within 3 months - Children	58	1,293	4.5%	9.9%	11.6%	11.9%
% of FP17s for the same patient ID Re-attending within 3 months - Adults	354	3,876	9.1%	14.7%	15.2%	15.9%
% of FP17s for the same patient ID Re-attending between 3 & 9 months - Children	394	1,293	30.5%	51.5%	59.1%	58.1%
% of FP17s for the same patient ID Re-attending between 3 & 9 months - Adults	1,173	3,876	30.3%	47.4%	51.7%	50.6%
% of FP17s for Band 1 Urgent Courses	295	3,898	7.6%	8.1%	8.0%	9.1%
% of FP17s Relating to Free Repair or Replacements	39	3,898	1.0%	0.7%	0.8%	0.8%
% of FP17s Relating to Continuations	28	3,898	0.7%	0.8%	1.0%	1.1%
% of Patients satisfied with the dentistry they have received	8	9	N/A	91.3%	91.5%	91.4%
% of Patients satisfied with the time they had to wait for an appointment	8	9	N/A	90.2%	88.2%	87.7%

* This is based on patients treated on this contract for their most recent course of treatment. Figures in italics indicate the base number of FP17s or Patient Questionnaire responses are less than 100. N/A is shown where the base number of responses is less than 10 during the period. % is calculated as Quantity/Base number*100

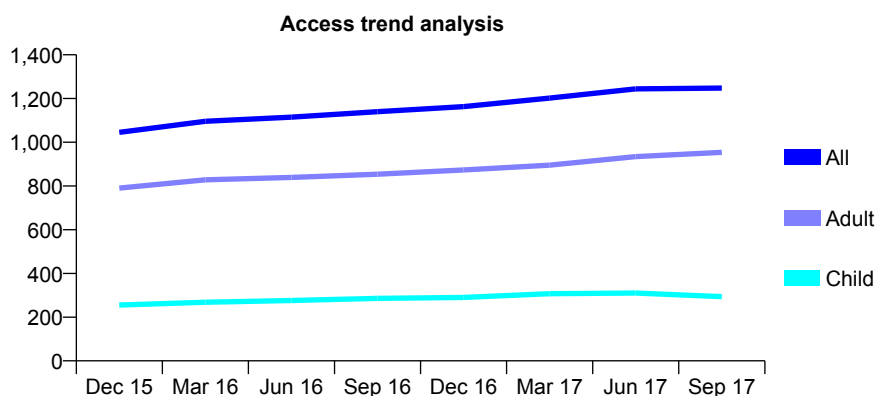
Q54 - Vital Signs At a Glance Contract Report for 325708/0012 - September 2017

Name or company name	Balbir S Bhandal, Amrik S Bhandal & Baljit
Contract type name	GDS Contract
Purpose of contract	General
Contract start date	01/04/2006
Contract end date	

17/18 Contracted general activity (UDA)	3,593
Carry forward general activity (UDA)	131
17/18 Contracted orthodontic activity (UOA)	0
Carry forward orthodontic activity (UOA)	0
Baseline contract value	£101,813.56

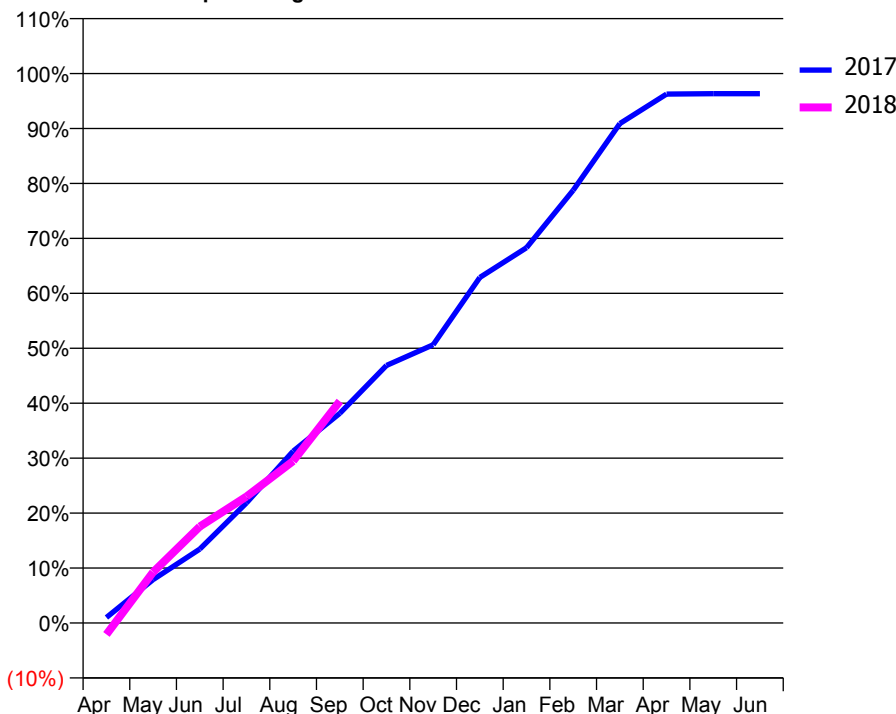
ACCESS*

Patients seen in 24 months	Total	Change since previous quarter
Quarter ending September 2016	1,140	
Quarter ending December 2016	1,163	↑
Quarter ending March 2017	1,202	↑
Quarter ending June 2017	1,244	↑
Quarter ending September 2017	1,248	→
Variance since September 2016	9.5%	↑



ACTIVITY

Cumulative percentage of contracted UDA delivered 2017 & 2018



Month	Adjusted Scheduled Activity (UDA)	
	2017	2018
April	36	-75
May	284	333
June	483	631
July	785	827
August	1,123	1,059
September	1,371	1,450
October	1,684	
November	1,819	
December	2,260	
January	2,454	
February	2,830	
March	3,266	
April	3,458	
May	3,461	
June	3,461	

QUALITY

	Quantity	Base Number	Contract	AT	Region	England
% of FP17s for the same patient ID Re-attending within 3 months - Children	3	157	1.9%	9.9%	11.6%	11.9%
% of FP17s for the same patient ID Re-attending within 3 months - Adults	14	467	3.0%	14.7%	15.2%	15.9%
% of FP17s for the same patient ID Re-attending between 3 & 9 months - Children	86	157	54.8%	51.5%	59.1%	58.1%
% of FP17s for the same patient ID Re-attending between 3 & 9 months - Adults	198	467	42.4%	47.4%	51.7%	50.6%
% of FP17s for Band 1 Urgent Courses	41	565	7.3%	8.1%	8.0%	9.1%
% of FP17s Relating to Free Repair or Replacements	2	565	0.4%	0.7%	0.8%	0.8%
% of FP17s Relating to Continuations	1	565	0.2%	0.8%	1.0%	1.1%
% of Patients satisfied with the dentistry they have received	2	2	N/A	91.3%	91.5%	91.4%
% of Patients satisfied with the time they had to wait for an appointment	2	2	N/A	90.2%	88.2%	87.7%

* This is based on patients treated on this contract for their most recent course of treatment. Figures in italics indicate the base number of FP17s or Patient Questionnaire responses are less than 100. N/A is shown where the base number of responses is less than 10 during the period. % is calculated as Quantity/Base number*100

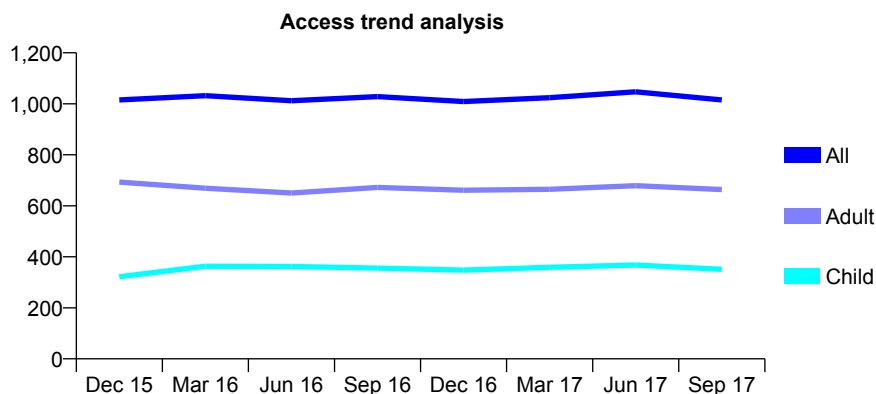
Q54 - Vital Signs At a Glance Contract Report for 325708/0013 - September 2017

Name or company name	Balbir S Bhandal, Amrik S Bhandal & Baljit
Contract type name	GDS Contract
Purpose of contract	General
Contract start date	01/04/2006
Contract end date	

17/18 Contracted general activity (UDA)	3,124
Carry forward general activity (UDA)	-40
17/18 Contracted orthodontic activity (UOA)	0
Carry forward orthodontic activity (UOA)	0
Baseline contract value	£73,534.42

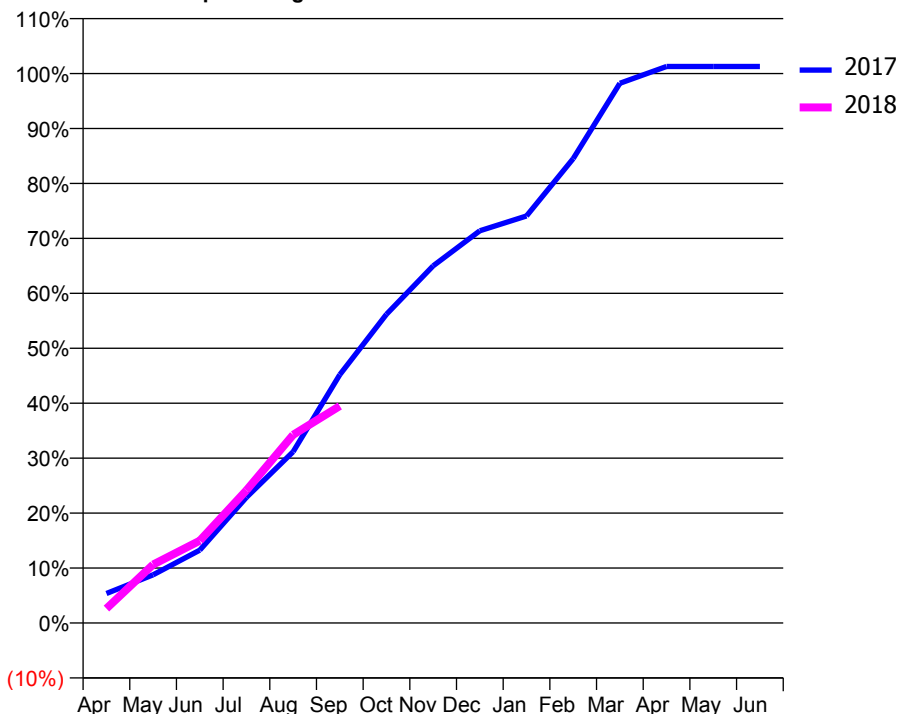
ACCESS*

Patients seen in 24 months	Total	Change since previous quarter
Quarter ending September 2016	1,028	
Quarter ending December 2016	1,009	↓
Quarter ending March 2017	1,024	→
Quarter ending June 2017	1,047	↑
Quarter ending September 2017	1,015	↓
Variance since September 2016	(1.3%)	↓



ACTIVITY

Cumulative percentage of contracted UDA delivered 2017 & 2018



Adjusted Scheduled Activity (UDA)

Month	2017	2018
April	168	82
May	274	333
June	414	468
July	714	755
August	974	1,070
September	1,412	1,234
October	1,756	
November	2,030	
December	2,230	
January	2,314	
February	2,640	
March	3,069	
April	3,164	
May	3,164	
June	3,164	

QUALITY

	Quantity	Base Number	Contract	AT	Region	England
% of FP17s for the same patient ID Re-attending within 3 months - Children	2	150	1.3%	9.9%	11.6%	11.9%
% of FP17s for the same patient ID Re-attending within 3 months - Adults	20	288	6.9%	14.7%	15.2%	15.9%
% of FP17s for the same patient ID Re-attending between 3 & 9 months - Children	45	150	30.0%	51.5%	59.1%	58.1%
% of FP17s for the same patient ID Re-attending between 3 & 9 months - Adults	89	288	30.9%	47.4%	51.7%	50.6%
% of FP17s for Band 1 Urgent Courses	18	406	4.4%	8.1%	8.0%	9.1%
% of FP17s Relating to Free Repair or Replacements	0	406	0.0%	0.7%	0.8%	0.8%
% of FP17s Relating to Continuations	2	406	0.5%	0.8%	1.0%	1.1%
% of Patients satisfied with the dentistry they have received	3	5	N/A	91.3%	91.5%	91.4%
% of Patients satisfied with the time they had to wait for an appointment	5	5	N/A	90.2%	88.2%	87.7%

* This is based on patients treated on this contract for their most recent course of treatment. Figures in italics indicate the base number of FP17s or Patient Questionnaire responses are less than 100. N/A is shown where the base number of responses is less than 10 during the period. % is calculated as Quantity/Base number*100

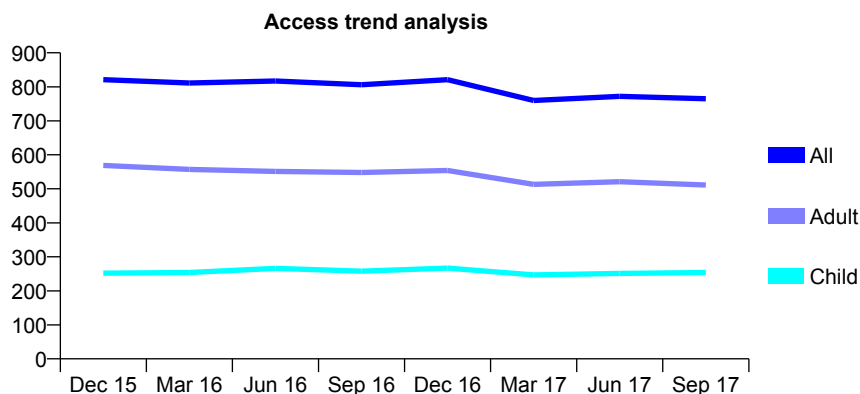
Q54 - Vital Signs At a Glance Contract Report for 325708/0015 - September 2017

Name or company name	Balbir S Bhandal, Amrik S Bhandal & Baljit
Contract type name	GDS Contract
Purpose of contract	General
Contract start date	01/04/2006
Contract end date	

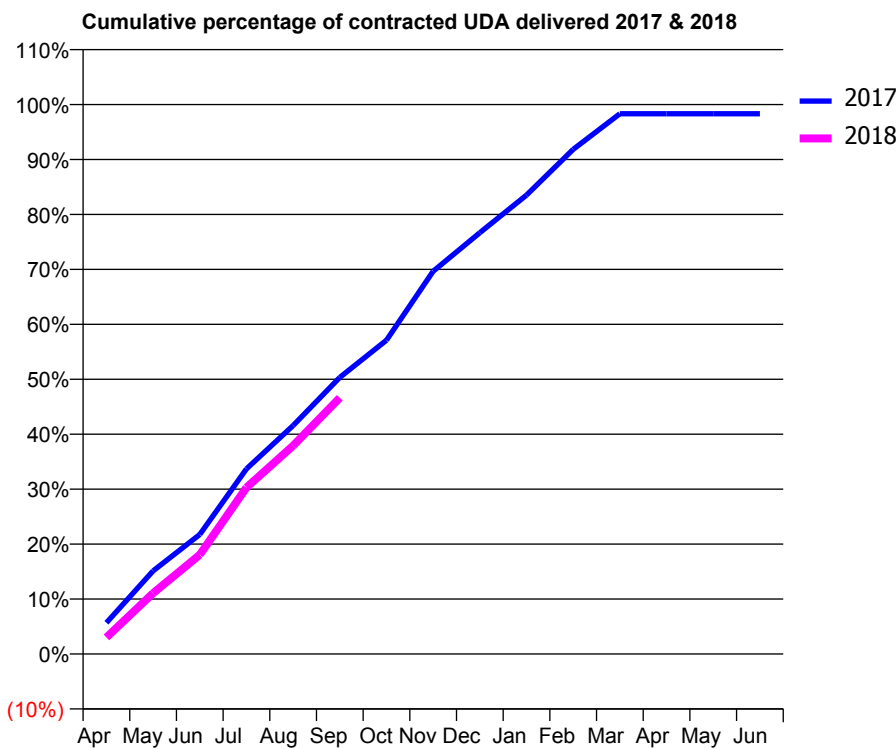
17/18 Contracted general activity (UDA)	1,930
Carry forward general activity (UDA)	32
17/18 Contracted orthodontic activity (UOA)	0
Carry forward orthodontic activity (UOA)	0
Baseline contract value	£51,306.89

ACCESS*

Patients seen in 24 months	Total	Change since previous quarter
Quarter ending September 2016	806	
Quarter ending December 2016	821	→
Quarter ending March 2017	760	↓
Quarter ending June 2017	772	→
Quarter ending September 2017	765	→
Variance since September 2016	(5.1%)	↓



ACTIVITY



Month	Adjusted Scheduled Activity (UDA)	
	2017	2018
April	110	58
May	292	214
June	420	349
July	650	585
August	802	732
September	971	900
October	1,102	
November	1,345	
December	1,480	
January	1,612	
February	1,773	
March	1,898	
April	1,898	
May	1,898	
June	1,898	

QUALITY

	Quantity	Base Number	Contract	AT	Region	England
% of FP17s for the same patient ID Re-attending within 3 months - Children	0	135	0.0%	9.9%	11.6%	11.9%
% of FP17s for the same patient ID Re-attending within 3 months - Adults	0	210	0.0%	14.7%	15.2%	15.9%
% of FP17s for the same patient ID Re-attending between 3 & 9 months - Children	52	135	38.5%	51.5%	59.1%	58.1%
% of FP17s for the same patient ID Re-attending between 3 & 9 months - Adults	75	210	35.7%	47.4%	51.7%	50.6%
% of FP17s for Band 1 Urgent Courses	5	345	1.4%	8.1%	8.0%	9.1%
% of FP17s Relating to Free Repair or Replacements	1	345	0.3%	0.7%	0.8%	0.8%
% of FP17s Relating to Continuations	0	345	0.0%	0.8%	1.0%	1.1%
% of Patients satisfied with the dentistry they have received	4	4	N/A	91.3%	91.5%	91.4%
% of Patients satisfied with the time they had to wait for an appointment	4	4	N/A	90.2%	88.2%	87.7%

* This is based on patients treated on this contract for their most recent course of treatment. Figures in italics indicate the base number of FP17s or Patient Questionnaire responses are less than 100. N/A is shown where the base number of responses is less than 10 during the period. % is calculated as Quantity/Base number*100

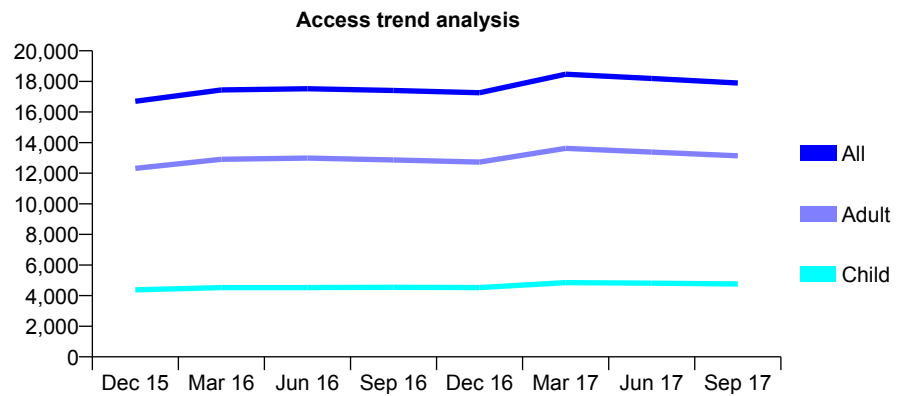
Q54 - Vital Signs At a Glance Contract Report for 325708/0016 - September 2017

Name or company name	Balbir S Bhandal, Amrik S Bhandal & Baljit
Contract type name	GDS Contract
Purpose of contract	General and Orthodontic
Contract start date	01/04/2006
Contract end date	

17/18 Contracted general activity (UDA)	57,385
Carry forward general activity (UDA)	0
17/18 Contracted orthodontic activity (UOA)	5,152
Carry forward orthodontic activity (UOA)	0
Baseline contract value	£1,869,239.20

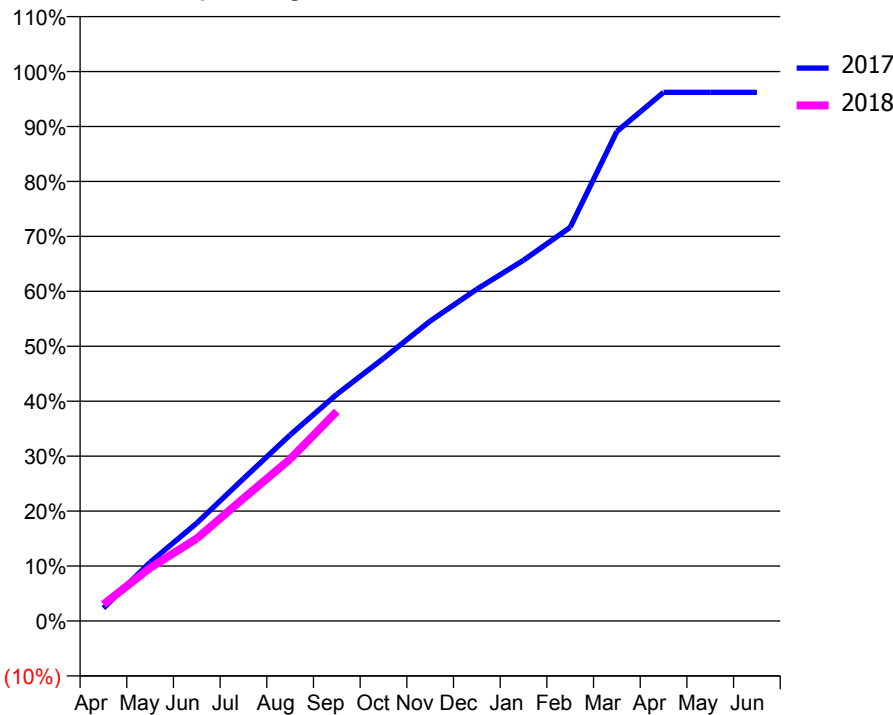
ACCESS*

Patients seen in 24 months	Total	Change since previous quarter
Quarter ending September 2016	17,409	
Quarter ending December 2016	17,260	→
Quarter ending March 2017	18,472	↑
Quarter ending June 2017	18,195	↓
Quarter ending September 2017	17,896	↓
Variance since September 2016	2.8%	↑



ACTIVITY

Cumulative percentage of contracted UDA delivered 2017 & 2018



Month	Adjusted Scheduled Activity (UDA)	
	2017	2018
April	1,345	1,728
May	6,141	5,550
June	10,227	8,609
July	14,867	12,798
August	19,432	16,906
September	23,674	21,891
October	27,426	
November	31,321	
December	34,660	
January	37,682	
February	41,120	
March	51,121	
April	55,205	
May	55,210	
June	55,209	

QUALITY

	Quantity	Base Number	Contract	AT	Region	England
% of FP17s for the same patient ID Re-attending within 3 months - Children	276	3,121	8.8%	9.9%	11.6%	11.9%
% of FP17s for the same patient ID Re-attending within 3 months - Adults	661	6,576	10.1%	14.7%	15.2%	15.9%
% of FP17s for the same patient ID Re-attending between 3 & 9 months - Children	1,228	3,121	39.3%	51.5%	59.1%	58.1%
% of FP17s for the same patient ID Re-attending between 3 & 9 months - Adults	2,299	6,576	35.0%	47.4%	51.7%	50.6%
% of FP17s for Band 1 Urgent Courses	861	8,071	10.7%	8.1%	8.0%	9.1%
% of FP17s Relating to Free Repair or Replacements	94	8,071	1.2%	0.7%	0.8%	0.8%
% of FP17s Relating to Continuations	41	8,071	0.5%	0.8%	1.0%	1.1%
% of Patients satisfied with the dentistry they have received	20	24	83.3%	91.3%	91.5%	91.4%
% of Patients satisfied with the time they had to wait for an appointment	22	24	91.7%	90.2%	88.2%	87.7%

* This is based on patients treated on this contract for their most recent course of treatment. Figures in italics indicate the base number of FP17s or Patient Questionnaire responses are less than 100. N/A is shown where the base number of responses is less than 10 during the period. % is calculated as Quantity/Base number*100

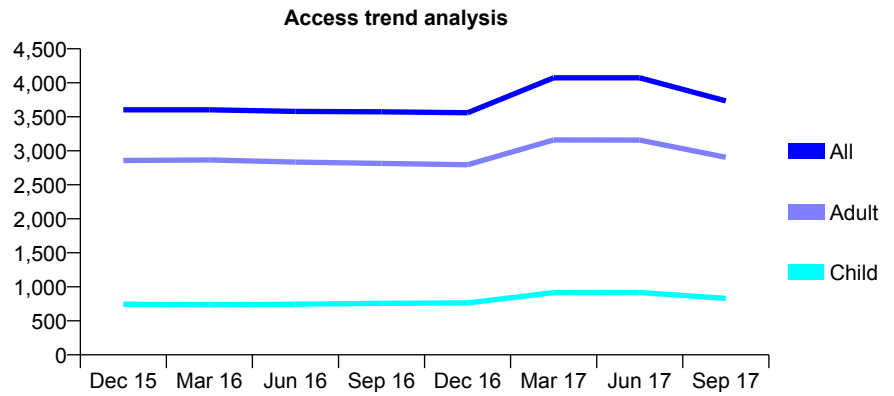
Q54 - Vital Signs At a Glance Contract Report for 325708/0017 - September 2017

Name or company name	Balbir S Bhandal, Amrik S Bhandal & Baljit
Contract type name	GDS Contract
Purpose of contract	General
Contract start date	01/04/2006
Contract end date	

17/18 Contracted general activity (UDA)	11,857
Carry forward general activity (UDA)	0
17/18 Contracted orthodontic activity (UOA)	0
Carry forward orthodontic activity (UOA)	0
Baseline contract value	£268,942.22

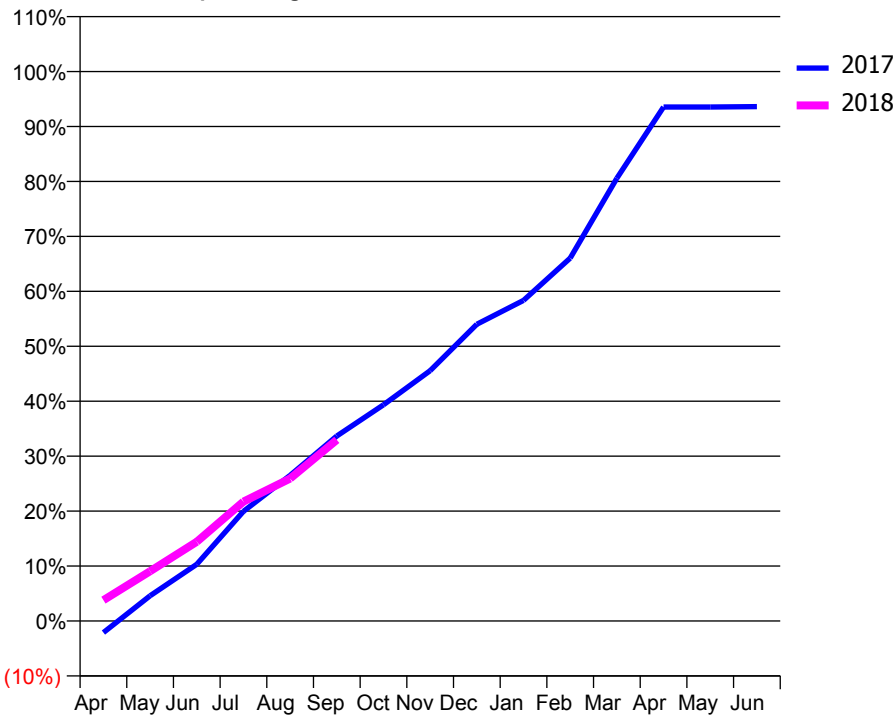
ACCESS*

Patients seen in 24 months	Total	Change since previous quarter
Quarter ending September 2016	3,573	
Quarter ending December 2016	3,560	→
Quarter ending March 2017	4,074	↑
Quarter ending June 2017	4,073	→
Quarter ending September 2017	3,735	↓
Variance since September 2016	4.5%	↑



ACTIVITY

Cumulative percentage of contracted UDA delivered 2017 & 2018



Month	Adjusted Scheduled Activity (UDA)	
	2017	2018
April	-252	450
May	546	1,076
June	1,224	1,710
July	2,366	2,577
August	3,144	3,075
September	3,993	3,908
October	4,665	
November	5,401	
December	6,403	
January	6,917	
February	7,831	
March	9,554	
April	11,089	
May	11,090	
June	11,100	

QUALITY

	Quantity	Base Number	Contract	AT	Region	England
% of FP17s for the same patient ID Re-attending within 3 months - Children	25	581	4.3%	9.9%	11.6%	11.9%
% of FP17s for the same patient ID Re-attending within 3 months - Adults	152	1,858	8.2%	14.7%	15.2%	15.9%
% of FP17s for the same patient ID Re-attending between 3 & 9 months - Children	257	581	44.2%	51.5%	59.1%	58.1%
% of FP17s for the same patient ID Re-attending between 3 & 9 months - Adults	804	1,858	43.3%	47.4%	51.7%	50.6%
% of FP17s for Band 1 Urgent Courses	113	1,801	6.3%	8.1%	8.0%	9.1%
% of FP17s Relating to Free Repair or Replacements	12	1,801	0.7%	0.7%	0.8%	0.8%
% of FP17s Relating to Continuations	14	1,801	0.8%	0.8%	1.0%	1.1%
% of Patients satisfied with the dentistry they have received	4	5	N/A	91.3%	91.5%	91.4%
% of Patients satisfied with the time they had to wait for an appointment	4	5	N/A	90.2%	88.2%	87.7%

* This is based on patients treated on this contract for their most recent course of treatment. Figures in italics indicate the base number of FP17s or Patient Questionnaire responses are less than 100. N/A is shown where the base number of responses is less than 10 during the period. % is calculated as Quantity/Base number*100

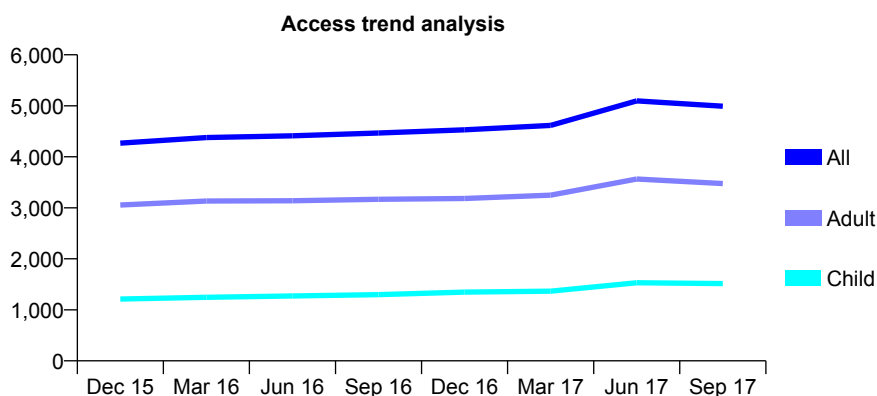
Q54 - Vital Signs At a Glance Contract Report for 325708/0018 - September 2017

Name or company name	Balbir S Bhandal, Amrik S Bhandal & Baljit
Contract type name	GDS Contract
Purpose of contract	General and Orthodontic
Contract start date	01/04/2006
Contract end date	

17/18 Contracted general activity (UDA)	13,769
Carry forward general activity (UDA)	0
17/18 Contracted orthodontic activity (UOA)	172
Carry forward orthodontic activity (UOA)	0
Baseline contract value	£321,377.29

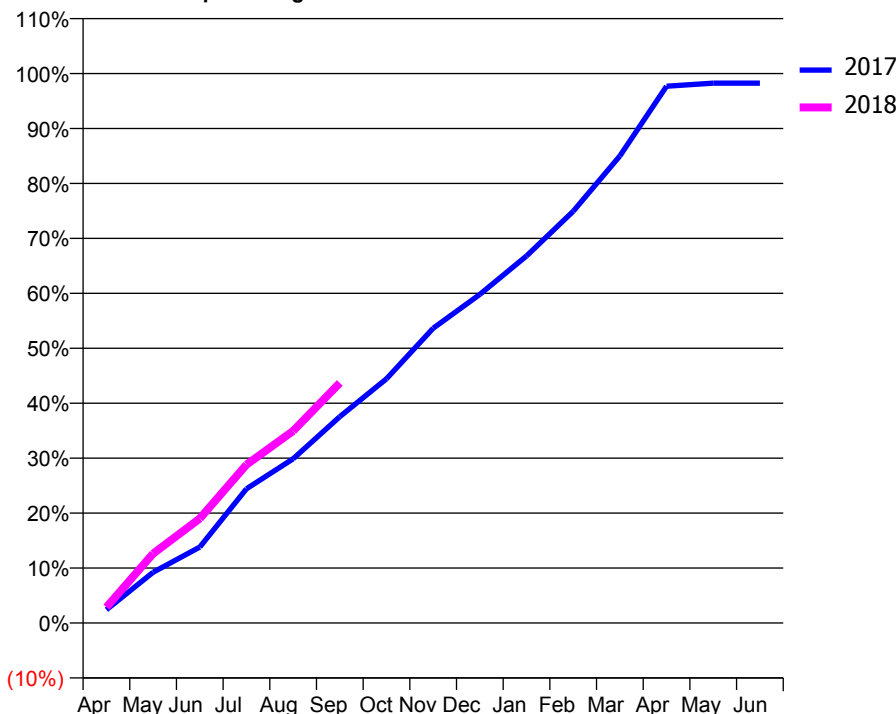
ACCESS*

Patients seen in 24 months	Total	Change since previous quarter
Quarter ending September 2016	4,466	
Quarter ending December 2016	4,529	→
Quarter ending March 2017	4,616	→
Quarter ending June 2017	5,096	↑
Quarter ending September 2017	4,991	↓
Variance since September 2016	11.8%	↑



ACTIVITY

Cumulative percentage of contracted UDA delivered 2017 & 2018



Month	Adjusted Scheduled Activity (UDA)	
	2017	2018
April	379	396
May	1,456	1,738
June	2,179	2,619
July	3,853	3,968
August	4,713	4,814
September	5,922	6,017
October	7,008	
November	8,458	
December	9,433	
January	10,531	
February	11,814	
March	13,404	
April	15,404	
May	15,490	
June	15,491	

QUALITY

	Quantity	Base Number	Contract	AT	Region	England
% of FP17s for the same patient ID Re-attending within 3 months - Children	39	1,034	3.8%	9.9%	11.6%	11.9%
% of FP17s for the same patient ID Re-attending within 3 months - Adults	146	2,170	6.7%	14.7%	15.2%	15.9%
% of FP17s for the same patient ID Re-attending between 3 & 9 months - Children	382	1,034	36.9%	51.5%	59.1%	58.1%
% of FP17s for the same patient ID Re-attending between 3 & 9 months - Adults	754	2,170	34.7%	47.4%	51.7%	50.6%
% of FP17s for Band 1 Urgent Courses	155	2,359	6.6%	8.1%	8.0%	9.1%
% of FP17s Relating to Free Repair or Replacements	17	2,359	0.7%	0.7%	0.8%	0.8%
% of FP17s Relating to Continuations	8	2,359	0.3%	0.8%	1.0%	1.1%
% of Patients satisfied with the dentistry they have received	6	6	N/A	91.3%	91.5%	91.4%
% of Patients satisfied with the time they had to wait for an appointment	6	6	N/A	90.2%	88.2%	87.7%

* This is based on patients treated on this contract for their most recent course of treatment. Figures in italics indicate the base number of FP17s or Patient Questionnaire responses are less than 100. N/A is shown where the base number of responses is less than 10 during the period. % is calculated as Quantity/Base number*100

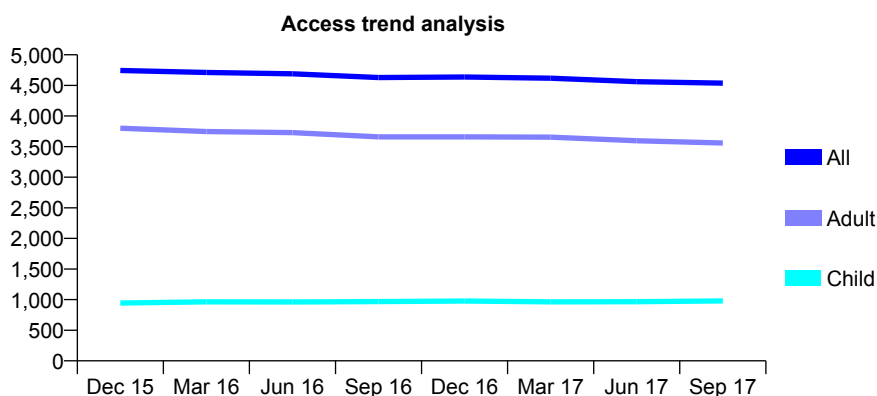
Q54 - Vital Signs At a Glance Contract Report for 325708/0023 - September 2017

Name or company name	Balbir S Bhandal, Amrik S Bhandal & Baljit
Contract type name	GDS Contract
Purpose of contract	General
Contract start date	02/01/2008
Contract end date	

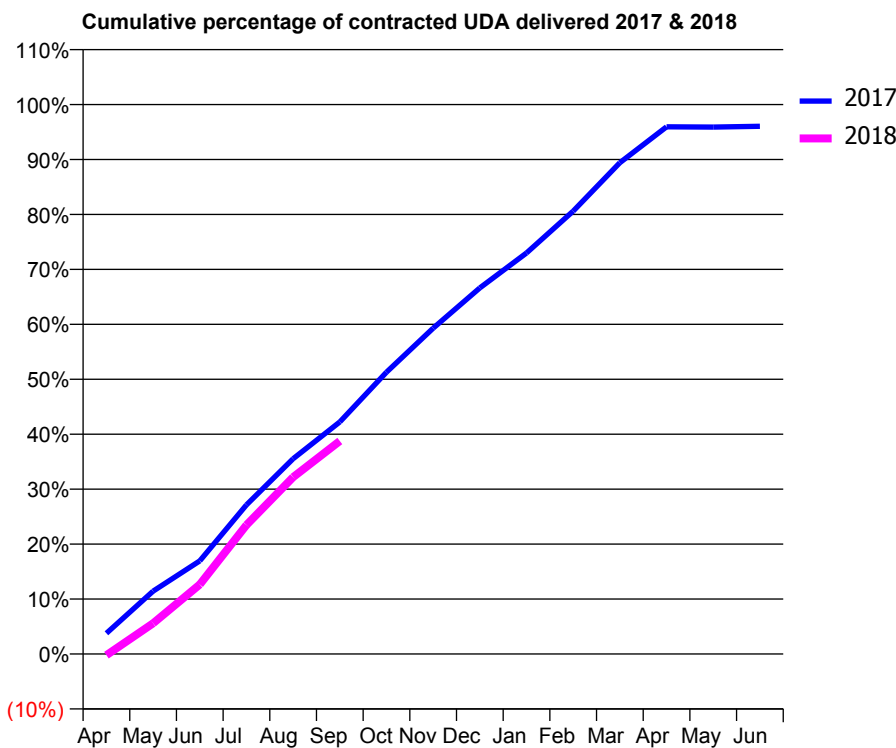
17/18 Contracted general activity (UDA)	13,357
Carry forward general activity (UDA)	456
17/18 Contracted orthodontic activity (UOA)	0
Carry forward orthodontic activity (UOA)	0
Baseline contract value	£321,114.80

ACCESS*

Patients seen in 24 months	Total	Change since previous quarter
Quarter ending September 2016	4,628	
Quarter ending December 2016	4,637	→
Quarter ending March 2017	4,617	→
Quarter ending June 2017	4,562	↓
Quarter ending September 2017	4,538	→
Variance since September 2016	(1.9%)	↓



ACTIVITY



Month	Adjusted Scheduled Activity (UDA)	
	2017	2018
April	503	-31
May	1,529	747
June	2,263	1,689
July	3,624	3,136
August	4,746	4,298
September	5,642	5,179
October	6,850	
November	7,922	
December	8,899	
January	9,747	
February	10,765	
March	11,941	
April	12,813	
May	12,809	
June	12,827	

QUALITY

	Quantity	Base Number	Contract	AT	Region	England
% of FP17s for the same patient ID Re-attending within 3 months - Children	36	607	5.9%	9.9%	11.6%	11.9%
% of FP17s for the same patient ID Re-attending within 3 months - Adults	264	2,347	11.2%	14.7%	15.2%	15.9%
% of FP17s for the same patient ID Re-attending between 3 & 9 months - Children	263	607	43.3%	51.5%	59.1%	58.1%
% of FP17s for the same patient ID Re-attending between 3 & 9 months - Adults	1,245	2,347	53.0%	47.4%	51.7%	50.6%
% of FP17s for Band 1 Urgent Courses	126	2,629	4.8%	8.1%	8.0%	9.1%
% of FP17s Relating to Free Repair or Replacements	23	2,629	0.9%	0.7%	0.8%	0.8%
% of FP17s Relating to Continuations	28	2,629	1.1%	0.8%	1.0%	1.1%
% of Patients satisfied with the dentistry they have received	9	11	81.8%	91.3%	91.5%	91.4%
% of Patients satisfied with the time they had to wait for an appointment	10	11	90.9%	90.2%	88.2%	87.7%

* This is based on patients treated on this contract for their most recent course of treatment. Figures in italics indicate the base number of FP17s or Patient Questionnaire responses are less than 100. N/A is shown where the base number of responses is less than 10 during the period. % is calculated as Quantity/Base number*100

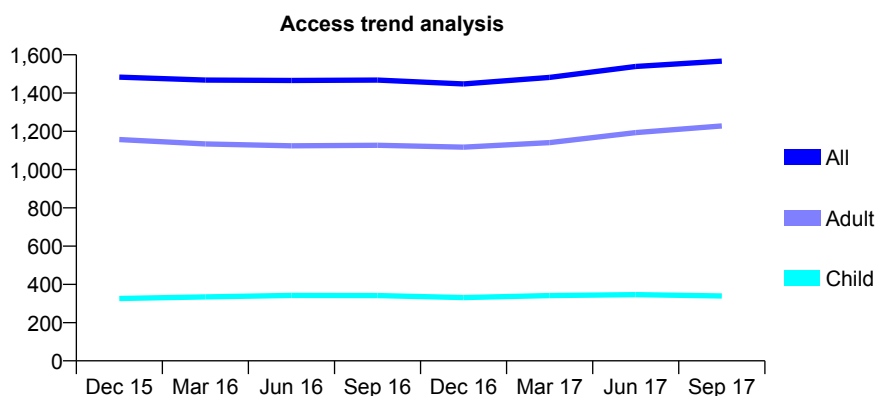
Q54 - Vital Signs At a Glance Contract Report for 326496/0001 - September 2017

Name or company name	MR D MAHGEREFTEH
Contract type name	GDS Contract
Purpose of contract	General
Contract start date	01/04/2006
Contract end date	

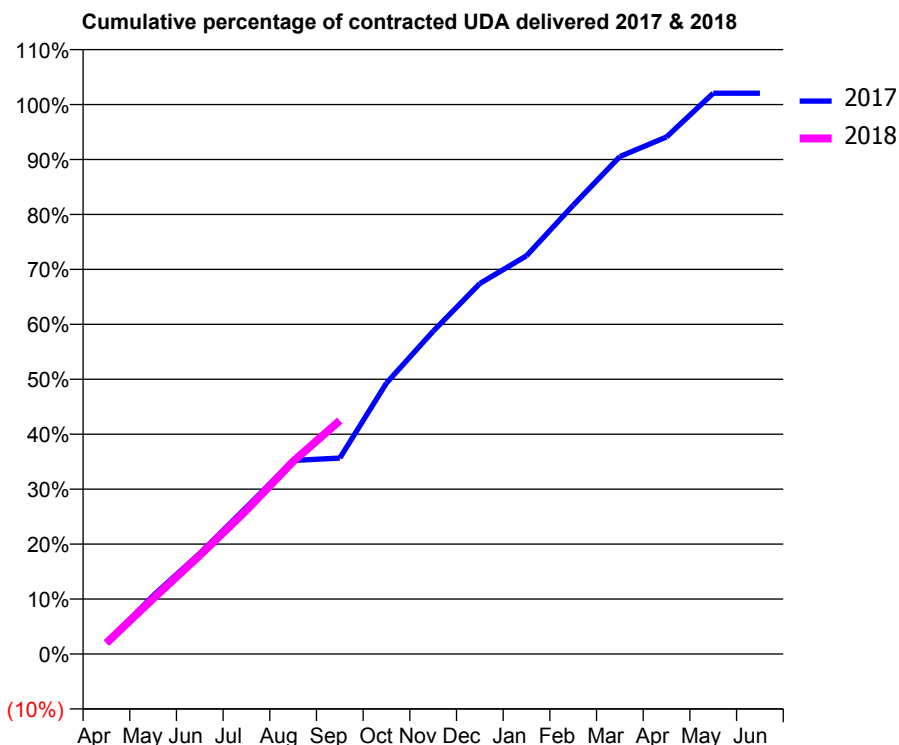
17/18 Contracted general activity (UDA)	7,433
Carry forward general activity (UDA)	-149
17/18 Contracted orthodontic activity (UOA)	0
Carry forward orthodontic activity (UOA)	0
Baseline contract value	£233,103.20

ACCESS*

Patients seen in 24 months	Total	Change since previous quarter
Quarter ending September 2016	1,468	
Quarter ending December 2016	1,448	↓
Quarter ending March 2017	1,482	↑
Quarter ending June 2017	1,539	↑
Quarter ending September 2017	1,567	→
Variance since September 2016	6.7%	↑



ACTIVITY



Month	Adjusted Scheduled Activity (UDA)	
	2017	2018
April	149	149
May	788	750
June	1,362	1,336
July	1,984	1,945
August	2,618	2,606
September	2,650	3,158
October	3,667	
November	4,366	
December	5,012	
January	5,388	
February	6,070	
March	6,729	
April	6,994	
May	7,585	
June	7,585	

QUALITY

	Quantity	Base Number	Contract	AT	Region	England
% of FP17s for the same patient ID Re-attending within 3 months - Children	10	255	3.9%	9.9%	11.6%	11.9%
% of FP17s for the same patient ID Re-attending within 3 months - Adults	139	988	14.1%	14.7%	15.2%	15.9%
% of FP17s for the same patient ID Re-attending between 3 & 9 months - Children	158	255	62.0%	51.5%	59.1%	58.1%
% of FP17s for the same patient ID Re-attending between 3 & 9 months - Adults	544	988	55.1%	47.4%	51.7%	50.6%
% of FP17s for Band 1 Urgent Courses	74	966	7.7%	8.1%	8.0%	9.1%
% of FP17s Relating to Free Repair or Replacements	31	966	3.2%	0.7%	0.8%	0.8%
% of FP17s Relating to Continuations	24	966	2.5%	0.8%	1.0%	1.1%
% of Patients satisfied with the dentistry they have received	11	11	100.0%	91.3%	91.5%	91.4%
% of Patients satisfied with the time they had to wait for an appointment	11	11	100.0%	90.2%	88.2%	87.7%

* This is based on patients treated on this contract for their most recent course of treatment. Figures in italics indicate the base number of FP17s or Patient Questionnaire responses are less than 100. N/A is shown where the base number of responses is less than 10 during the period. % is calculated as Quantity/Base number*100

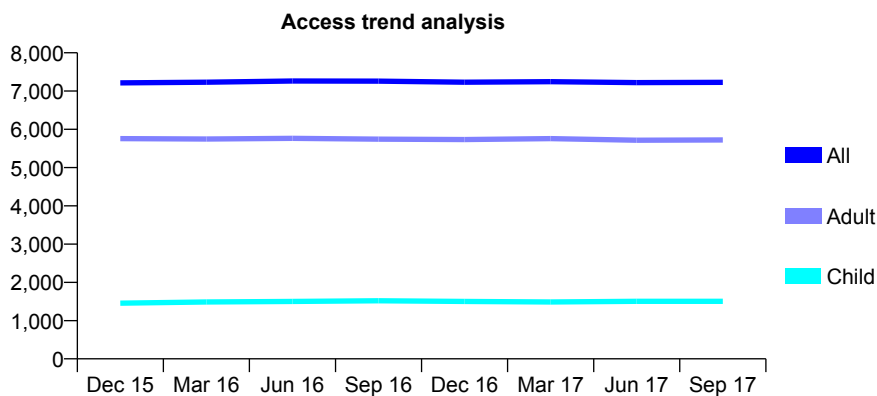
Q54 - Vital Signs At a Glance Contract Report for 326666/0002 - September 2017

Name or company name	MR RS TENNET
Contract type name	GDS Contract
Purpose of contract	General
Contract start date	01/04/2006
Contract end date	

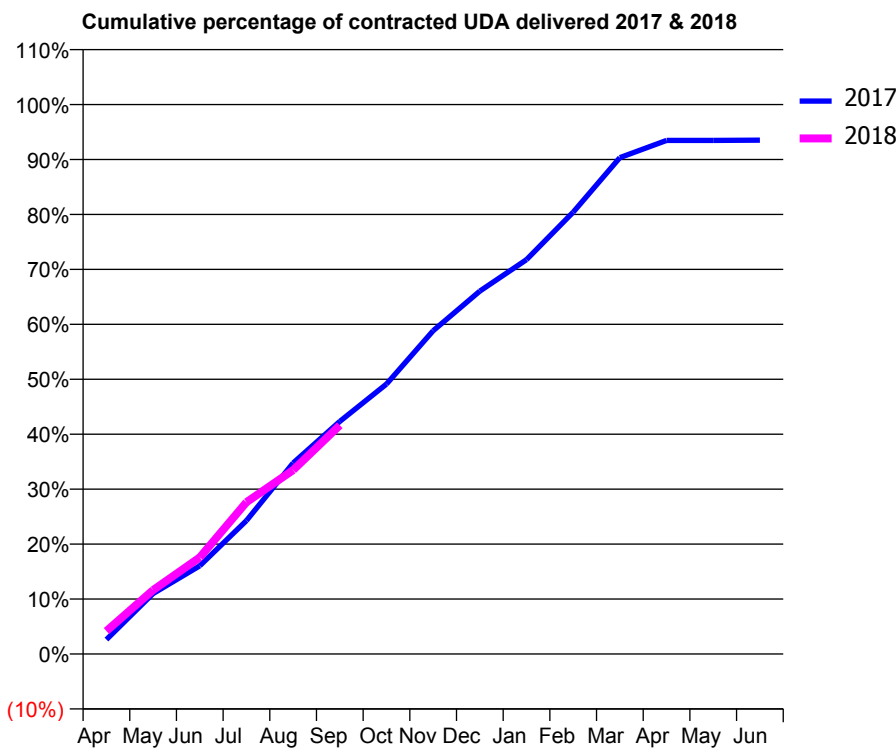
17/18 Contracted general activity (UDA)	16,970
Carry forward general activity (UDA)	0
17/18 Contracted orthodontic activity (UOA)	0
Carry forward orthodontic activity (UOA)	0
Baseline contract value	£442,328.57

ACCESS*

Patients seen in 24 months	Total	Change since previous quarter
Quarter ending September 2016	7,261	
Quarter ending December 2016	7,233	→
Quarter ending March 2017	7,245	→
Quarter ending June 2017	7,220	→
Quarter ending September 2017	7,227	→
Variance since September 2016	(0.5%)	→



ACTIVITY



Month	Adjusted Scheduled Activity (UDA)	
	2017	2018
April	445	709
May	1,867	1,974
June	2,723	2,986
July	4,122	4,687
August	5,897	5,683
September	7,184	7,063
October	8,336	
November	9,983	
December	11,208	
January	12,181	
February	13,646	
March	15,330	
April	15,860	
May	15,860	
June	15,868	

QUALITY

	Quantity	Base Number	Contract	AT	Region	England
% of FP17s for the same patient ID Re-attending within 3 months - Children	41	871	4.7%	9.9%	11.6%	11.9%
% of FP17s for the same patient ID Re-attending within 3 months - Adults	333	3,122	10.7%	14.7%	15.2%	15.9%
% of FP17s for the same patient ID Re-attending between 3 & 9 months - Children	440	871	50.5%	51.5%	59.1%	58.1%
% of FP17s for the same patient ID Re-attending between 3 & 9 months - Adults	1,134	3,122	36.3%	47.4%	51.7%	50.6%
% of FP17s for Band 1 Urgent Courses	230	3,731	6.2%	8.1%	8.0%	9.1%
% of FP17s Relating to Free Repair or Replacements	19	3,731	0.5%	0.7%	0.8%	0.8%
% of FP17s Relating to Continuations	46	3,731	1.2%	0.8%	1.0%	1.1%
% of Patients satisfied with the dentistry they have received	7	7	N/A	91.3%	91.5%	91.4%
% of Patients satisfied with the time they had to wait for an appointment	7	7	N/A	90.2%	88.2%	87.7%

* This is based on patients treated on this contract for their most recent course of treatment. Figures in italics indicate the base number of FP17s or Patient Questionnaire responses are less than 100. N/A is shown where the base number of responses is less than 10 during the period. % is calculated as Quantity/Base number*100

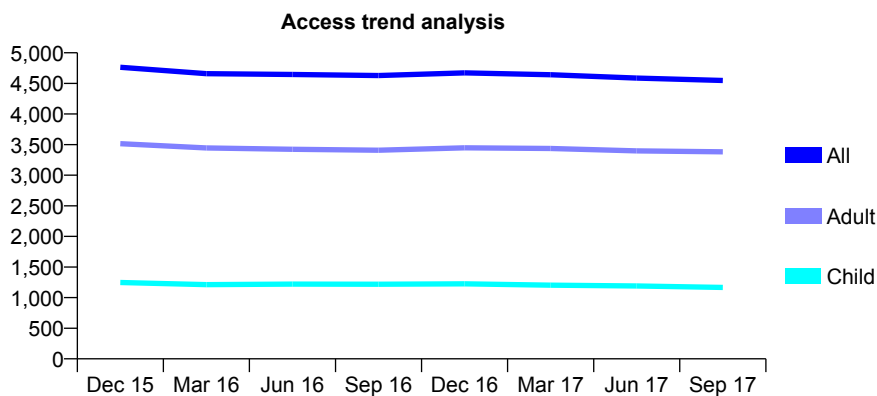
Q54 - Vital Signs At a Glance Contract Report for 327875/0001 - September 2017

Name or company name	MISS S MOSEDALE
Contract type name	GDS Contract
Purpose of contract	General
Contract start date	01/04/2006
Contract end date	

17/18 Contracted general activity (UDA)	16,997
Carry forward general activity (UDA)	0
17/18 Contracted orthodontic activity (UOA)	0
Carry forward orthodontic activity (UOA)	0
Baseline contract value	£378,215.39

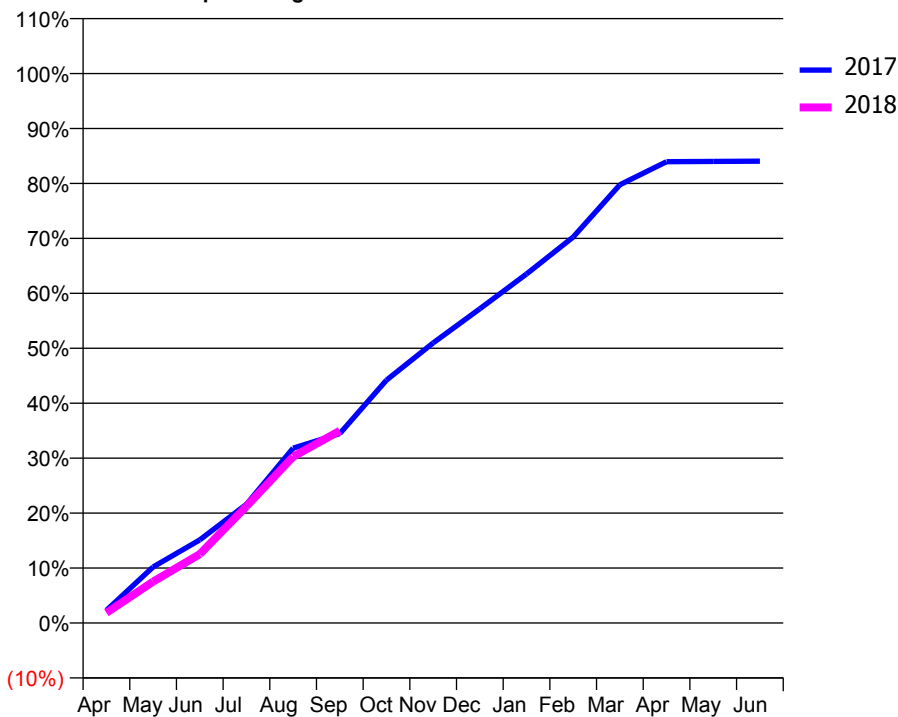
ACCESS*

Patients seen in 24 months	Total	Change since previous quarter
Quarter ending September 2016	4,628	
Quarter ending December 2016	4,673	→
Quarter ending March 2017	4,641	→
Quarter ending June 2017	4,588	↓
Quarter ending September 2017	4,548	→
Variance since September 2016	(1.7%)	↓



ACTIVITY

Cumulative percentage of contracted UDA delivered 2017 & 2018



Month	Adjusted Scheduled Activity (UDA)	
	2017	2018
April	393	315
May	1,733	1,281
June	2,572	2,131
July	3,672	3,612
August	5,408	5,147
September	5,859	5,945
October	7,514	
November	8,665	
December	9,722	
January	10,796	
February	11,941	
March	13,556	
April	14,270	
May	14,277	
June	14,284	

QUALITY

	Quantity	Base Number	Contract	AT	Region	England
% of FP17s for the same patient ID Re-attending within 3 months - Children	79	950	8.3%	9.9%	11.6%	11.9%
% of FP17s for the same patient ID Re-attending within 3 months - Adults	368	2,588	14.2%	14.7%	15.2%	15.9%
% of FP17s for the same patient ID Re-attending between 3 & 9 months - Children	597	950	62.8%	51.5%	59.1%	58.1%
% of FP17s for the same patient ID Re-attending between 3 & 9 months - Adults	1,619	2,588	62.6%	47.4%	51.7%	50.6%
% of FP17s for Band 1 Urgent Courses	214	3,240	6.6%	8.1%	8.0%	9.1%
% of FP17s Relating to Free Repair or Replacements	28	3,240	0.9%	0.7%	0.8%	0.8%
% of FP17s Relating to Continuations	35	3,240	1.1%	0.8%	1.0%	1.1%
% of Patients satisfied with the dentistry they have received	14	14	100.0%	91.3%	91.5%	91.4%
% of Patients satisfied with the time they had to wait for an appointment	13	14	92.9%	90.2%	88.2%	87.7%

* This is based on patients treated on this contract for their most recent course of treatment. Figures in italics indicate the base number of FP17s or Patient Questionnaire responses are less than 100. N/A is shown where the base number of responses is less than 10 during the period. % is calculated as Quantity/Base number*100

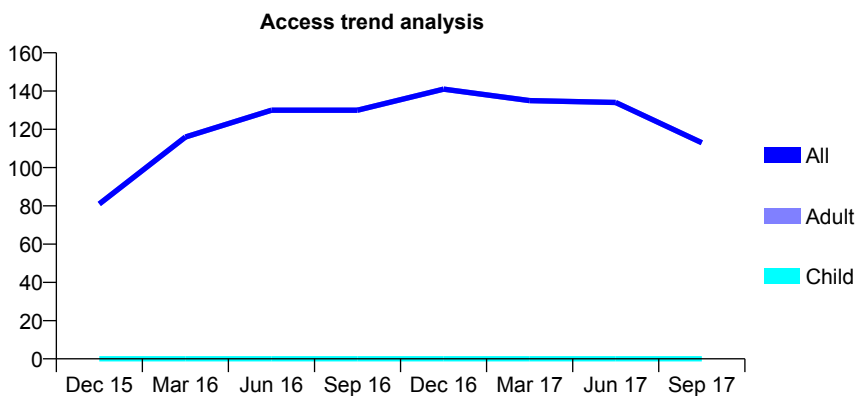
Q54 - Vital Signs At a Glance Contract Report for 328944/0001 - September 2017

Name or company name	MR P TANGRI
Contract type name	PDS Contract
Purpose of contract	General
Contract start date	01/04/2006
Contract end date	17/03/2026

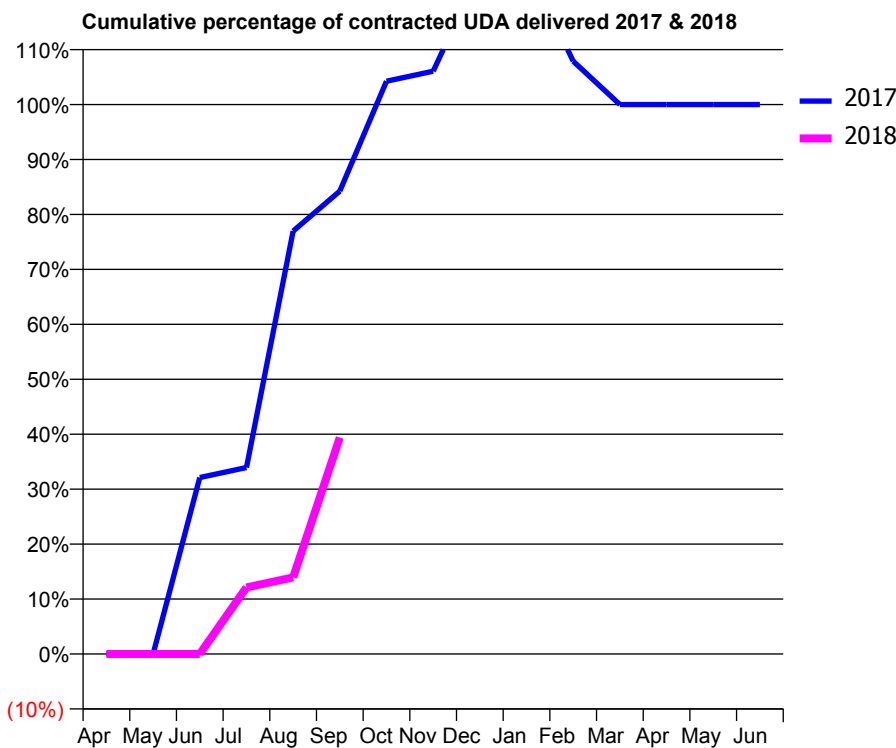
17/18 Contracted general activity (UDA)	165
Carry forward general activity (UDA)	0
17/18 Contracted orthodontic activity (UOA)	0
Carry forward orthodontic activity (UOA)	0
Baseline contract value	£7,411.80

ACCESS*

Patients seen in 24 months	Total	Change since previous quarter
Quarter ending September 2016	130	
Quarter ending December 2016	141	↑
Quarter ending March 2017	135	↓
Quarter ending June 2017	134	→
Quarter ending September 2017	113	↓
Variance since September 2016	(13.1%)	↓



ACTIVITY



Month	Adjusted Scheduled Activity (UDA)	
	2017	2018
April	0	0
May	0	0
June	53	0
July	56	20
August	127	23
September	139	65
October	172	
November	175	
December	205	
January	208	
February	178	
March	165	
April	165	
May	165	
June	165	

QUALITY

	Quantity	Base Number	Contract	AT	Region	England
% of FP17s for the same patient ID Re-attending within 3 months - Children	0	0	N/A	9.9%	11.6%	11.9%
% of FP17s for the same patient ID Re-attending within 3 months - Adults	0	17	0.0%	14.7%	15.2%	15.9%
% of FP17s for the same patient ID Re-attending between 3 & 9 months - Children	0	0	N/A	51.5%	59.1%	58.1%
% of FP17s for the same patient ID Re-attending between 3 & 9 months - Adults	0	17	0.0%	47.4%	51.7%	50.6%
% of FP17s for Band 1 Urgent Courses	0	17	0.0%	8.1%	8.0%	9.1%
% of FP17s Relating to Free Repair or Replacements	0	17	0.0%	0.7%	0.8%	0.8%
% of FP17s Relating to Continuations	0	17	0.0%	0.8%	1.0%	1.1%
% of Patients satisfied with the dentistry they have received	0	0	N/A	91.3%	91.5%	91.4%
% of Patients satisfied with the time they had to wait for an appointment	0	0	N/A	90.2%	88.2%	87.7%

* This is based on patients treated on this contract for their most recent course of treatment. Figures in italics indicate the base number of FP17s or Patient Questionnaire responses are less than 100. N/A is shown where the base number of responses is less than 10 during the period. % is calculated as Quantity/Base number*100

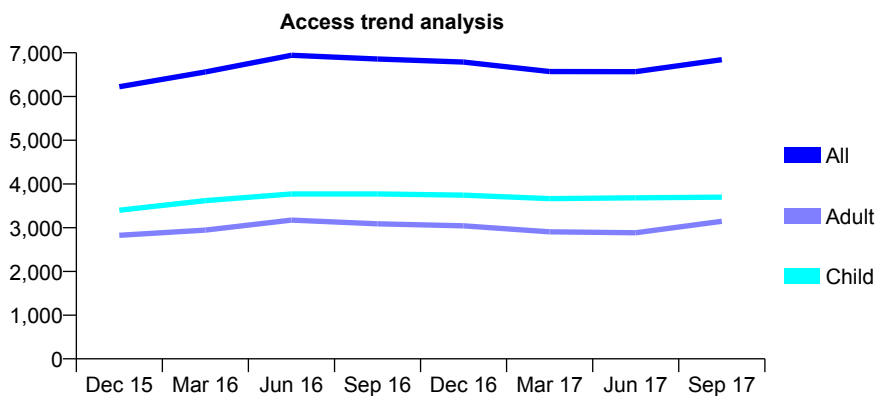
Q54 - Vital Signs At a Glance Contract Report for 328944/0002 - September 2017

Name or company name	MR P TANGRI
Contract type name	GDS Contract
Purpose of contract	General and Orthodontic
Contract start date	01/04/2006
Contract end date	

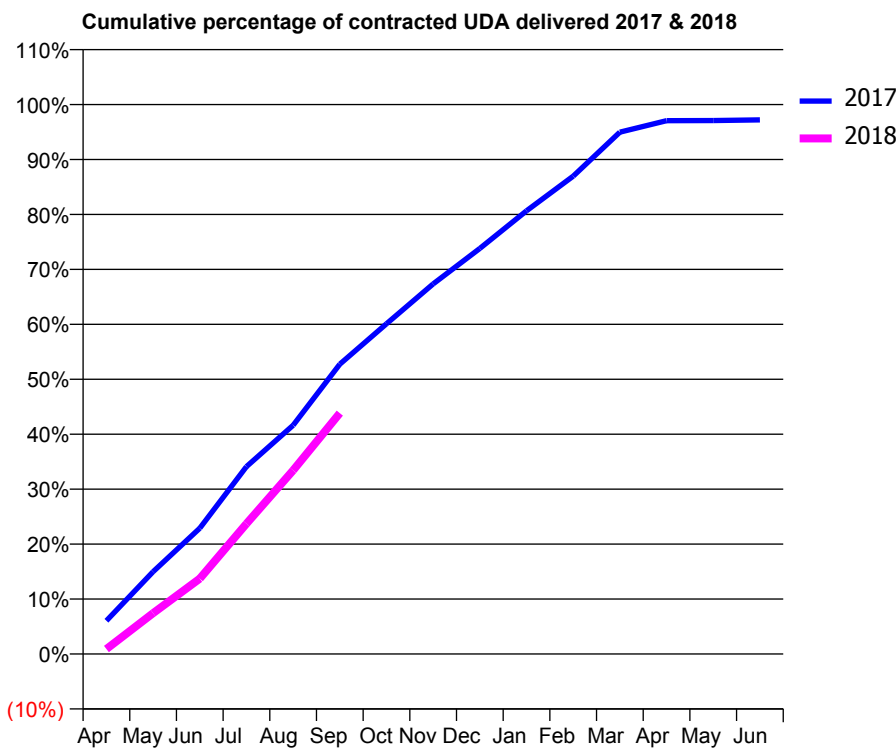
17/18 Contracted general activity (UDA)	14,197
Carry forward general activity (UDA)	398
17/18 Contracted orthodontic activity (UOA)	22
Carry forward orthodontic activity (UOA)	0
Baseline contract value	£328,616.34

ACCESS*

Patients seen in 24 months	Total	Change since previous quarter
Quarter ending September 2016	6,859	
Quarter ending December 2016	6,787	↓
Quarter ending March 2017	6,570	↓
Quarter ending June 2017	6,567	→
Quarter ending September 2017	6,842	↑
Variance since September 2016	(0.2%)	→



ACTIVITY



Month	Adjusted Scheduled Activity (UDA)	
	2017	2018
April	859	130
May	2,128	1,056
June	3,252	1,948
July	4,841	3,368
August	5,910	4,744
September	7,487	6,224
October	8,532	
November	9,563	
December	10,478	
January	11,449	
February	12,345	
March	13,483	
April	13,778	
May	13,782	
June	13,799	

QUALITY

	Quantity	Base Number	Contract	AT	Region	England
% of FP17s for the same patient ID Re-attending within 3 months - Children	274	2,638	10.4%	9.9%	11.6%	11.9%
% of FP17s for the same patient ID Re-attending within 3 months - Adults	160	1,902	8.4%	14.7%	15.2%	15.9%
% of FP17s for the same patient ID Re-attending between 3 & 9 months - Children	788	2,638	29.9%	51.5%	59.1%	58.1%
% of FP17s for the same patient ID Re-attending between 3 & 9 months - Adults	191	1,902	10.0%	47.4%	51.7%	50.6%
% of FP17s for Band 1 Urgent Courses	2,183	4,367	50.0%	8.1%	8.0%	9.1%
% of FP17s Relating to Free Repair or Replacements	14	4,367	0.3%	0.7%	0.8%	0.8%
% of FP17s Relating to Continuations	3	4,367	0.1%	0.8%	1.0%	1.1%
% of Patients satisfied with the dentistry they have received	3	3	N/A	91.3%	91.5%	91.4%
% of Patients satisfied with the time they had to wait for an appointment	3	3	N/A	90.2%	88.2%	87.7%

* This is based on patients treated on this contract for their most recent course of treatment. Figures in italics indicate the base number of FP17s or Patient Questionnaire responses are less than 100. N/A is shown where the base number of responses is less than 10 during the period. % is calculated as Quantity/Base number*100

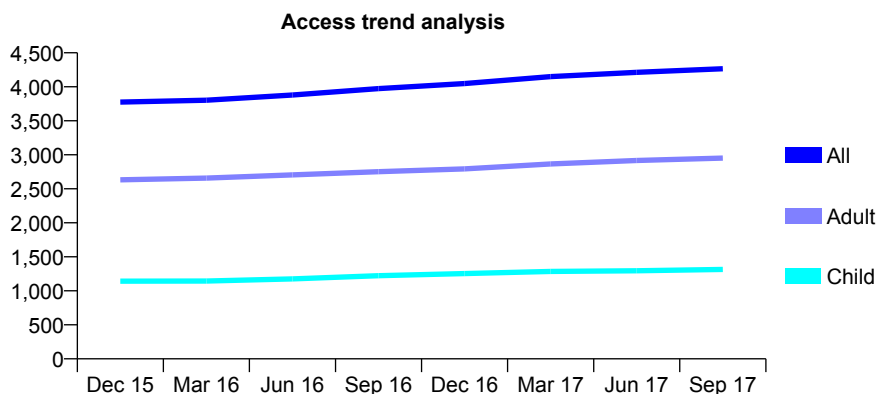
Q54 - Vital Signs At a Glance Contract Report for 330485/0002 - September 2017

Name or company name	MR I AZMAT
Contract type name	GDS Contract
Purpose of contract	General
Contract start date	01/04/2006
Contract end date	

17/18 Contracted general activity (UDA)	10,775
Carry forward general activity (UDA)	48
17/18 Contracted orthodontic activity (UOA)	0
Carry forward orthodontic activity (UOA)	0
Baseline contract value	£226,524.56

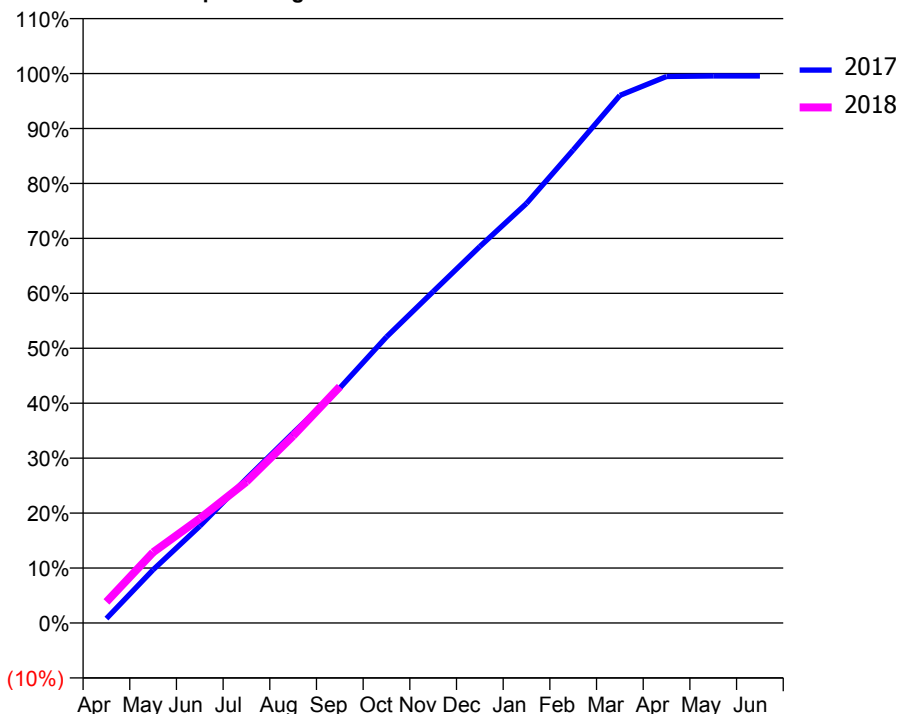
ACCESS*

Patients seen in 24 months	Total	Change since previous quarter
Quarter ending September 2016	3,973	
Quarter ending December 2016	4,048	→
Quarter ending March 2017	4,150	↑
Quarter ending June 2017	4,213	→
Quarter ending September 2017	4,266	→
Variance since September 2016	7.4%	↑



ACTIVITY

Cumulative percentage of contracted UDA delivered 2017 & 2018



Adjusted Scheduled Activity (UDA)

Month	2017	2018
April	86	415
May	1,045	1,388
June	1,900	2,048
July	2,830	2,771
August	3,728	3,671
September	4,609	4,634
October	5,610	
November	6,498	
December	7,383	
January	8,228	
February	9,275	
March	10,347	
April	10,715	
May	10,727	
June	10,727	

QUALITY

	Quantity	Base Number	Contract	AT	Region	England
% of FP17s for the same patient ID Re-attending within 3 months - Children	37	719	5.1%	9.9%	11.6%	11.9%
% of FP17s for the same patient ID Re-attending within 3 months - Adults	238	1,567	15.2%	14.7%	15.2%	15.9%
% of FP17s for the same patient ID Re-attending between 3 & 9 months - Children	268	719	37.3%	51.5%	59.1%	58.1%
% of FP17s for the same patient ID Re-attending between 3 & 9 months - Adults	532	1,567	34.0%	47.4%	51.7%	50.6%
% of FP17s for Band 1 Urgent Courses	339	2,140	15.8%	8.1%	8.0%	9.1%
% of FP17s Relating to Free Repair or Replacements	0	2,140	0.0%	0.7%	0.8%	0.8%
% of FP17s Relating to Continuations	2	2,140	0.1%	0.8%	1.0%	1.1%
% of Patients satisfied with the dentistry they have received	2	2	N/A	91.3%	91.5%	91.4%
% of Patients satisfied with the time they had to wait for an appointment	1	2	N/A	90.2%	88.2%	87.7%

* This is based on patients treated on this contract for their most recent course of treatment. Figures in italics indicate the base number of FP17s or Patient Questionnaire responses are less than 100. N/A is shown where the base number of responses is less than 10 during the period. % is calculated as Quantity/Base number*100

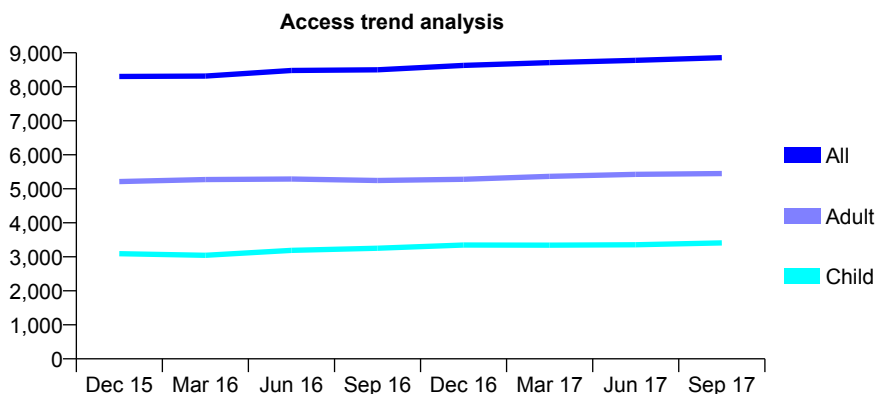
Q54 - Vital Signs At a Glance Contract Report for 330485/0003 - September 2017

Name or company name	MR I AZMAT
Contract type name	GDS Contract
Purpose of contract	General
Contract start date	01/04/2006
Contract end date	

17/18 Contracted general activity (UDA)	24,125
Carry forward general activity (UDA)	114
17/18 Contracted orthodontic activity (UOA)	0
Carry forward orthodontic activity (UOA)	0
Baseline contract value	£499,555.88

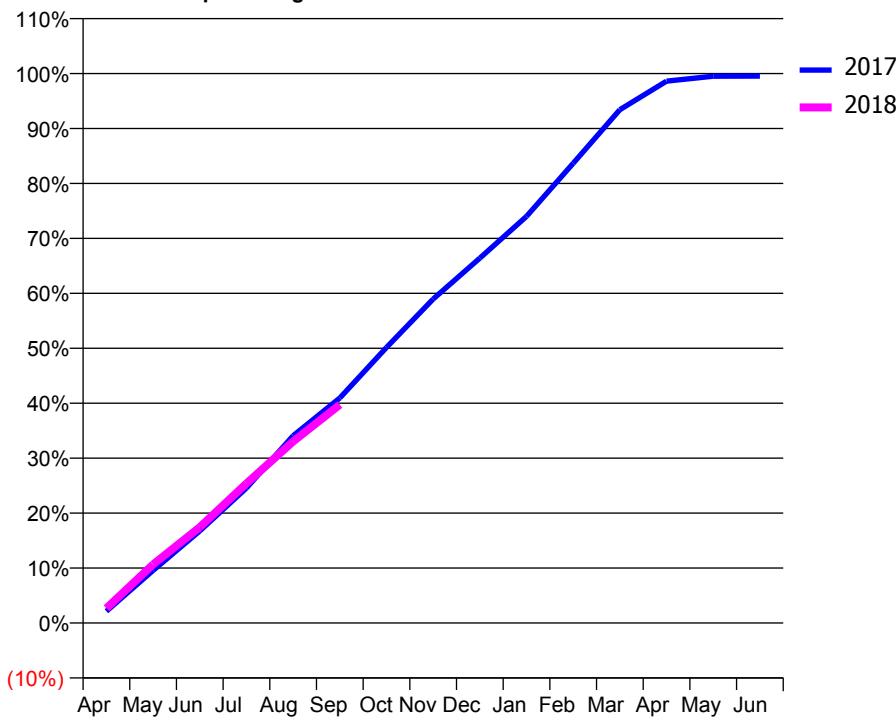
ACCESS*

Patients seen in 24 months	Total	Change since previous quarter
Quarter ending September 2016	8,501	
Quarter ending December 2016	8,628	→
Quarter ending March 2017	8,711	→
Quarter ending June 2017	8,780	→
Quarter ending September 2017	8,857	→
Variance since September 2016	4.2%	↑



ACTIVITY

Cumulative percentage of contracted UDA delivered 2017 & 2018



Month	Adjusted Scheduled Activity (UDA)	
	2017	2018
April	517	649
May	2,309	2,575
June	4,045	4,205
July	5,925	6,126
August	8,220	7,971
September	9,880	9,588
October	12,097	
November	14,222	
December	16,018	
January	17,853	
February	20,182	
March	22,536	
April	23,791	
May	24,004	
June	24,011	

QUALITY

	Quantity	Base Number	Contract	AT	Region	England
% of FP17s for the same patient ID Re-attending within 3 months - Children	136	1,753	7.8%	9.9%	11.6%	11.9%
% of FP17s for the same patient ID Re-attending within 3 months - Adults	336	2,485	13.5%	14.7%	15.2%	15.9%
% of FP17s for the same patient ID Re-attending between 3 & 9 months - Children	530	1,753	30.2%	51.5%	59.1%	58.1%
% of FP17s for the same patient ID Re-attending between 3 & 9 months - Adults	729	2,485	29.3%	47.4%	51.7%	50.6%
% of FP17s for Band 1 Urgent Courses	353	3,744	9.4%	8.1%	8.0%	9.1%
% of FP17s Relating to Free Repair or Replacements	1	3,744	0.0%	0.7%	0.8%	0.8%
% of FP17s Relating to Continuations	5	3,744	0.1%	0.8%	1.0%	1.1%
% of Patients satisfied with the dentistry they have received	4	5	N/A	91.3%	91.5%	91.4%
% of Patients satisfied with the time they had to wait for an appointment	5	5	N/A	90.2%	88.2%	87.7%

* This is based on patients treated on this contract for their most recent course of treatment. Figures in italics indicate the base number of FP17s or Patient Questionnaire responses are less than 100. N/A is shown where the base number of responses is less than 10 during the period. % is calculated as Quantity/Base number*100

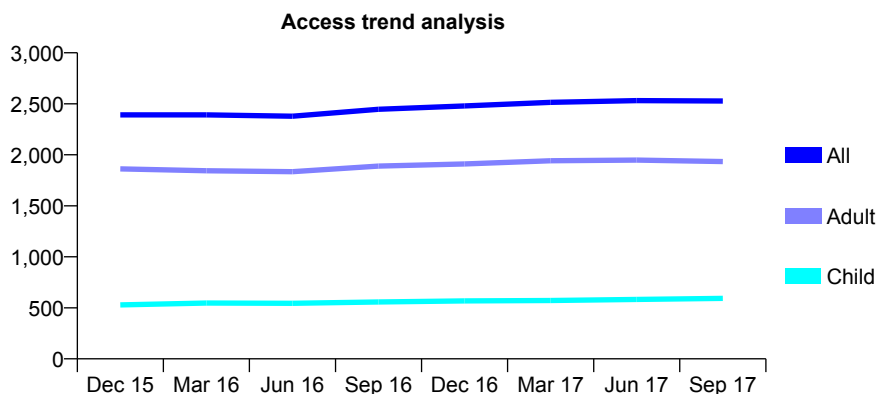
Q54 - Vital Signs At a Glance Contract Report for 330485/0004 - September 2017

Name or company name	MR I AZMAT
Contract type name	GDS Contract
Purpose of contract	General
Contract start date	01/04/2006
Contract end date	

17/18 Contracted general activity (UDA)	7,740
Carry forward general activity (UDA)	34
17/18 Contracted orthodontic activity (UOA)	0
Carry forward orthodontic activity (UOA)	0
Baseline contract value	£151,237.49

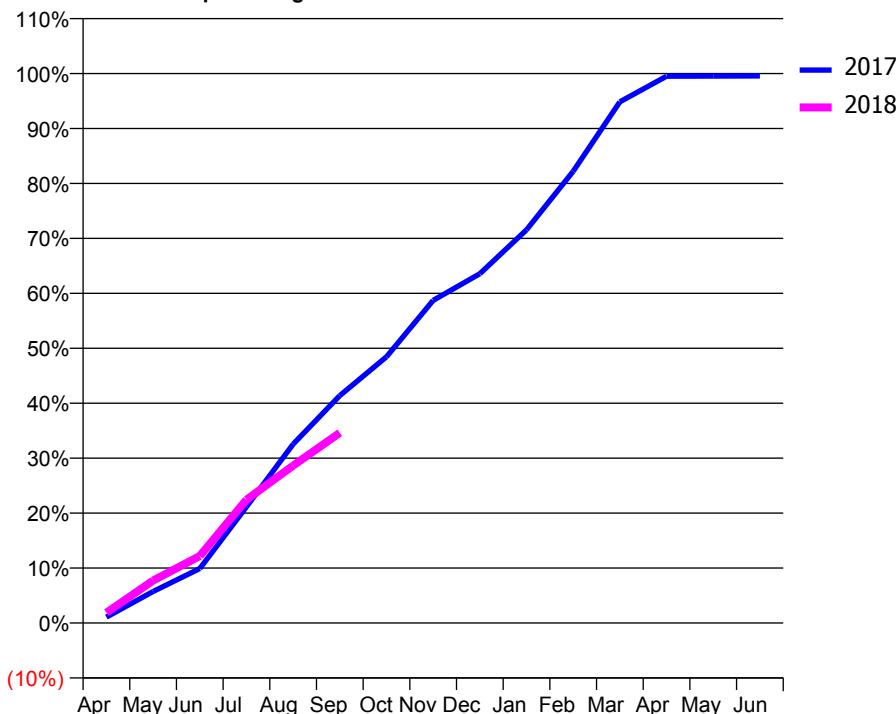
ACCESS*

Patients seen in 24 months	Total	Change since previous quarter
Quarter ending September 2016	2,446	
Quarter ending December 2016	2,479	→
Quarter ending March 2017	2,514	→
Quarter ending June 2017	2,531	→
Quarter ending September 2017	2,527	→
Variance since September 2016	3.3%	↑



ACTIVITY

Cumulative percentage of contracted UDA delivered 2017 & 2018



Month	Adjusted Scheduled Activity (UDA)	
	2017	2018
April	84	146
May	444	598
June	767	944
July	1,637	1,737
August	2,519	2,216
September	3,203	2,679
October	3,750	
November	4,544	
December	4,920	
January	5,538	
February	6,362	
March	7,340	
April	7,701	
May	7,704	
June	7,705	

QUALITY

	Quantity	Base Number	Contract	AT	Region	England
% of FP17s for the same patient ID Re-attending within 3 months - Children	22	336	6.5%	9.9%	11.6%	11.9%
% of FP17s for the same patient ID Re-attending within 3 months - Adults	95	923	10.3%	14.7%	15.2%	15.9%
% of FP17s for the same patient ID Re-attending between 3 & 9 months - Children	133	336	39.6%	51.5%	59.1%	58.1%
% of FP17s for the same patient ID Re-attending between 3 & 9 months - Adults	412	923	44.6%	47.4%	51.7%	50.6%
% of FP17s for Band 1 Urgent Courses	48	1,157	4.1%	8.1%	8.0%	9.1%
% of FP17s Relating to Free Repair or Replacements	6	1,157	0.5%	0.7%	0.8%	0.8%
% of FP17s Relating to Continuations	22	1,157	1.9%	0.8%	1.0%	1.1%
% of Patients satisfied with the dentistry they have received	0	0	N/A	91.3%	91.5%	91.4%
% of Patients satisfied with the time they had to wait for an appointment	0	0	N/A	90.2%	88.2%	87.7%

* This is based on patients treated on this contract for their most recent course of treatment. Figures in italics indicate the base number of FP17s or Patient Questionnaire responses are less than 100. N/A is shown where the base number of responses is less than 10 during the period. % is calculated as Quantity/Base number*100

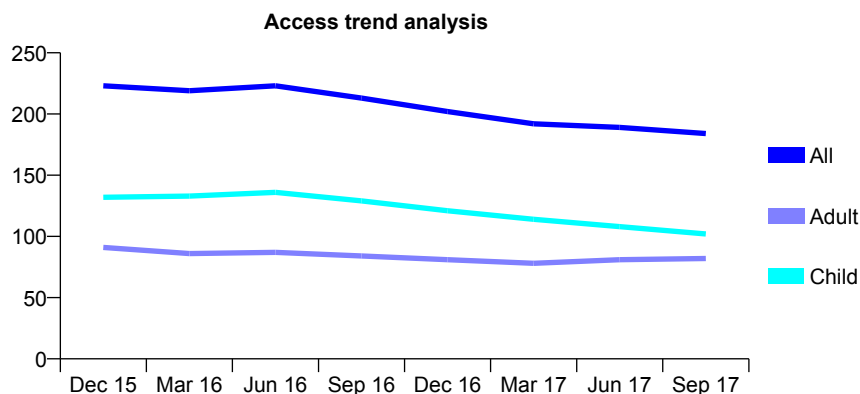
Q54 - Vital Signs At a Glance Contract Report for 331902/0001 - September 2017

Name or company name	MR MA PLUMB
Contract type name	GDS Contract
Purpose of contract	General and Orthodontic
Contract start date	01/04/2006
Contract end date	

17/18 Contracted general activity (UDA)	500
Carry forward general activity (UDA)	0
17/18 Contracted orthodontic activity (UOA)	897
Carry forward orthodontic activity (UOA)	32
Baseline contract value	£72,981.87

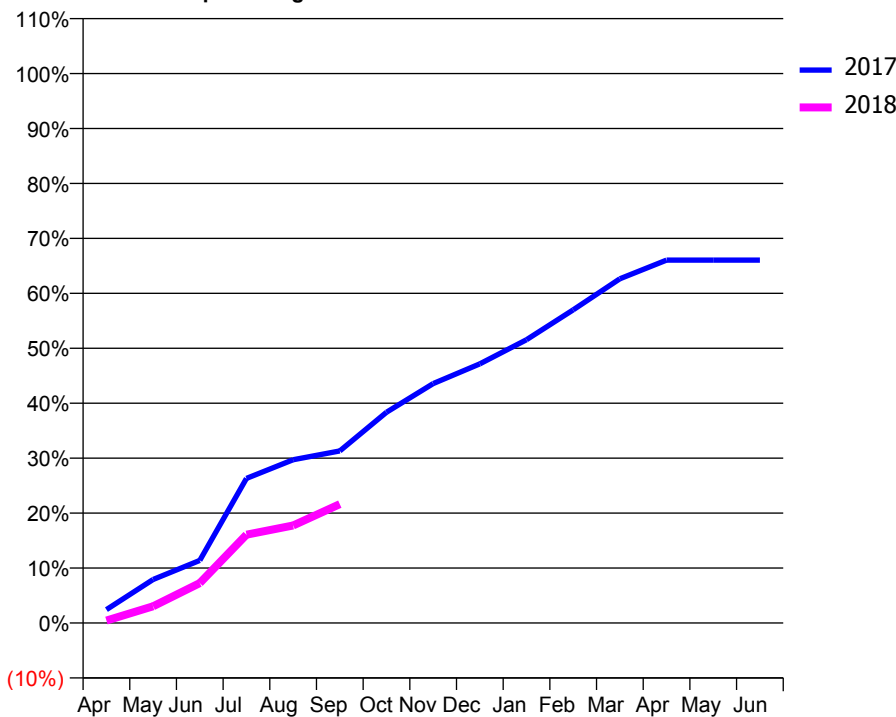
ACCESS*

Patients seen in 24 months	Total	Change since previous quarter
Quarter ending September 2016	213	
Quarter ending December 2016	202	↓
Quarter ending March 2017	192	↓
Quarter ending June 2017	189	↓
Quarter ending September 2017	184	↓
Variance since September 2016	(13.6%)	↓



ACTIVITY

Cumulative percentage of contracted UDA delivered 2017 & 2018



Month	Adjusted Scheduled Activity (UDA)	
	2017	2018
April	12	2
May	40	15
June	57	36
July	132	80
August	149	89
September	157	108
October	192	
November	218	
December	236	
January	258	
February	285	
March	313	
April	330	
May	330	
June	330	

QUALITY

	Quantity	Base Number	Contract	AT	Region	England
% of FP17s for the same patient ID Re-attending within 3 months - Children	5	106	4.7%	9.9%	11.6%	11.9%
% of FP17s for the same patient ID Re-attending within 3 months - Adults	5	41	12.2%	14.7%	15.2%	15.9%
% of FP17s for the same patient ID Re-attending between 3 & 9 months - Children	40	106	37.7%	51.5%	59.1%	58.1%
% of FP17s for the same patient ID Re-attending between 3 & 9 months - Adults	19	41	46.3%	47.4%	51.7%	50.6%
% of FP17s for Band 1 Urgent Courses	6	93	6.5%	8.1%	8.0%	9.1%
% of FP17s Relating to Free Repair or Replacements	1	93	1.1%	0.7%	0.8%	0.8%
% of FP17s Relating to Continuations	1	93	1.1%	0.8%	1.0%	1.1%
% of Patients satisfied with the dentistry they have received	1	1	N/A	91.3%	91.5%	91.4%
% of Patients satisfied with the time they had to wait for an appointment	1	1	N/A	90.2%	88.2%	87.7%

* This is based on patients treated on this contract for their most recent course of treatment. Figures in italics indicate the base number of FP17s or Patient Questionnaire responses are less than 100. N/A is shown where the base number of responses is less than 10 during the period. % is calculated as Quantity/Base number*100

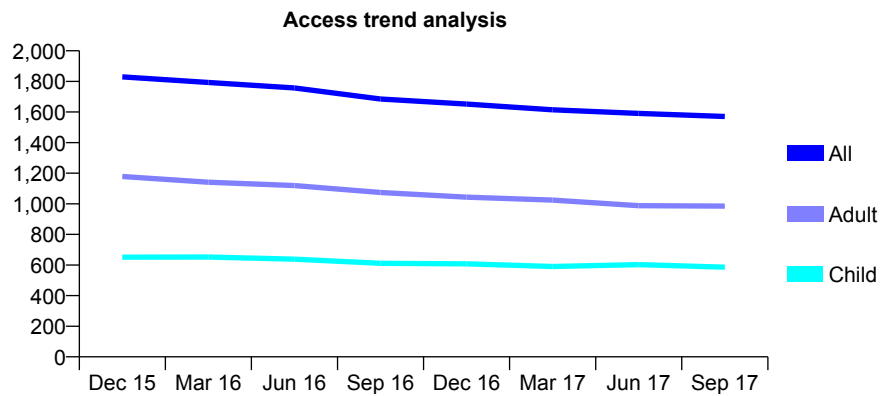
Q54 - Vital Signs At a Glance Contract Report for 332089/0001 - September 2017

Name or company name	MR C BULLARD
Contract type name	GDS Contract
Purpose of contract	General
Contract start date	01/04/2006
Contract end date	

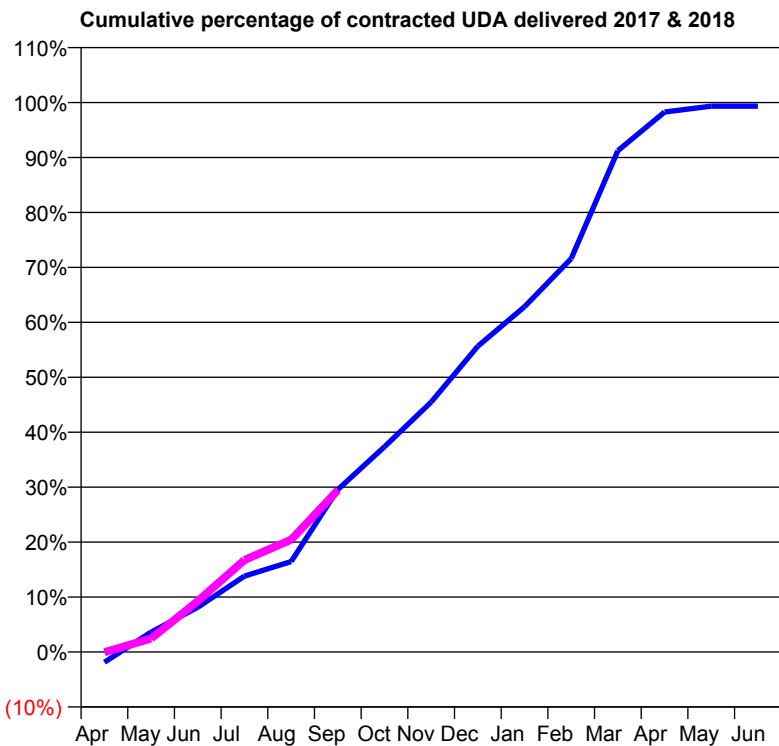
17/18 Contracted general activity (UDA)	6,250
Carry forward general activity (UDA)	40
17/18 Contracted orthodontic activity (UOA)	0
Carry forward orthodontic activity (UOA)	0
Baseline contract value	£155,493.67

ACCESS*

Patients seen in 24 months	Total	Change since previous quarter
Quarter ending September 2016	1,685	
Quarter ending December 2016	1,652	↓
Quarter ending March 2017	1,614	↓
Quarter ending June 2017	1,591	↓
Quarter ending September 2017	1,571	↓
Variance since September 2016	(6.8%)	↓



ACTIVITY



Month	Adjusted Scheduled Activity (UDA)	
	2017	2018
April	-117	-4
May	227	154
June	509	581
July	864	1,047
August	1,028	1,278
September	1,849	1,842
October	2,336	
November	2,843	
December	3,478	
January	3,928	
February	4,475	
March	5,702	
April	6,142	
May	6,209	
June	6,209	

QUALITY

	Quantity	Base Number	Contract	AT	Region	England
% of FP17s for the same patient ID Re-attending within 3 months - Children	59	506	11.7%	9.9%	11.6%	11.9%
% of FP17s for the same patient ID Re-attending within 3 months - Adults	99	572	17.3%	14.7%	15.2%	15.9%
% of FP17s for the same patient ID Re-attending between 3 & 9 months - Children	329	506	65.0%	51.5%	59.1%	58.1%
% of FP17s for the same patient ID Re-attending between 3 & 9 months - Adults	322	572	56.3%	47.4%	51.7%	50.6%
% of FP17s for Band 1 Urgent Courses	50	939	5.3%	8.1%	8.0%	9.1%
% of FP17s Relating to Free Repair or Replacements	4	939	0.4%	0.7%	0.8%	0.8%
% of FP17s Relating to Continuations	3	939	0.3%	0.8%	1.0%	1.1%
% of Patients satisfied with the dentistry they have received	1	1	N/A	91.3%	91.5%	91.4%
% of Patients satisfied with the time they had to wait for an appointment	1	1	N/A	90.2%	88.2%	87.7%

* This is based on patients treated on this contract for their most recent course of treatment. Figures in italics indicate the base number of FP17s or Patient Questionnaire responses are less than 100. N/A is shown where the base number of responses is less than 10 during the period. % is calculated as Quantity/Base number*100

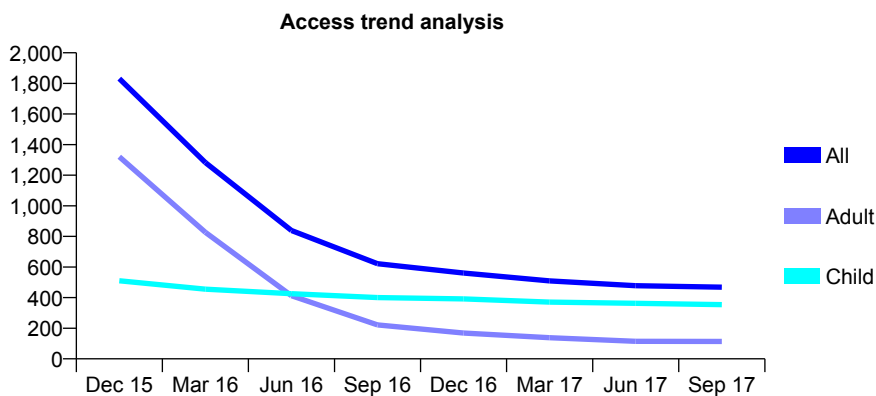
Q54 - Vital Signs At a Glance Contract Report for 334553/0001 - September 2017

Name or company name	MR AF MURPHY
Contract type name	GDS Contract
Purpose of contract	General
Contract start date	01/04/2008
Contract end date	

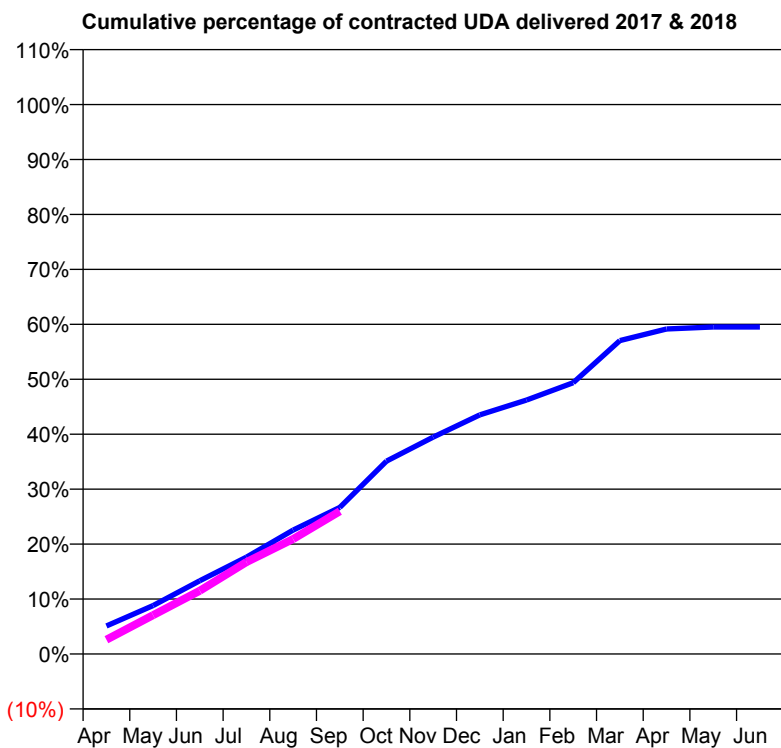
17/18 Contracted general activity (UDA)	2,000
Carry forward general activity (UDA)	0
17/18 Contracted orthodontic activity (UOA)	0
Carry forward orthodontic activity (UOA)	0
Baseline contract value	£49,913.68

ACCESS*

Patients seen in 24 months	Total	Change since previous quarter
Quarter ending September 2016	622	
Quarter ending December 2016	561	↓
Quarter ending March 2017	509	↓
Quarter ending June 2017	478	↓
Quarter ending September 2017	468	↓
Variance since September 2016	(24.8%)	↓



ACTIVITY



Month	Adjusted Scheduled Activity (UDA)	
	2017	2018
April	102	52
May	176	142
June	267	230
July	352	334
August	451	419
September	534	519
October	702	
November	789	
December	870	
January	924	
February	988	
March	1,141	
April	1,183	
May	1,190	
June	1,190	

QUALITY

	Quantity	Base Number	Contract	AT	Region	England
% of FP17s for the same patient ID Re-attending within 3 months - Children	38	328	11.6%	9.9%	11.6%	11.9%
% of FP17s for the same patient ID Re-attending within 3 months - Adults	8	54	14.8%	14.7%	15.2%	15.9%
% of FP17s for the same patient ID Re-attending between 3 & 9 months - Children	231	328	70.4%	51.5%	59.1%	58.1%
% of FP17s for the same patient ID Re-attending between 3 & 9 months - Adults	33	54	61.1%	47.4%	51.7%	50.6%
% of FP17s for Band 1 Urgent Courses	12	339	3.5%	8.1%	8.0%	9.1%
% of FP17s Relating to Free Repair or Replacements	0	339	0.0%	0.7%	0.8%	0.8%
% of FP17s Relating to Continuations	0	339	0.0%	0.8%	1.0%	1.1%
% of Patients satisfied with the dentistry they have received	0	0	N/A	91.3%	91.5%	91.4%
% of Patients satisfied with the time they had to wait for an appointment	0	0	N/A	90.2%	88.2%	87.7%

* This is based on patients treated on this contract for their most recent course of treatment. Figures in italics indicate the base number of FP17s or Patient Questionnaire responses are less than 100. N/A is shown where the base number of responses is less than 10 during the period. % is calculated as Quantity/Base number*100

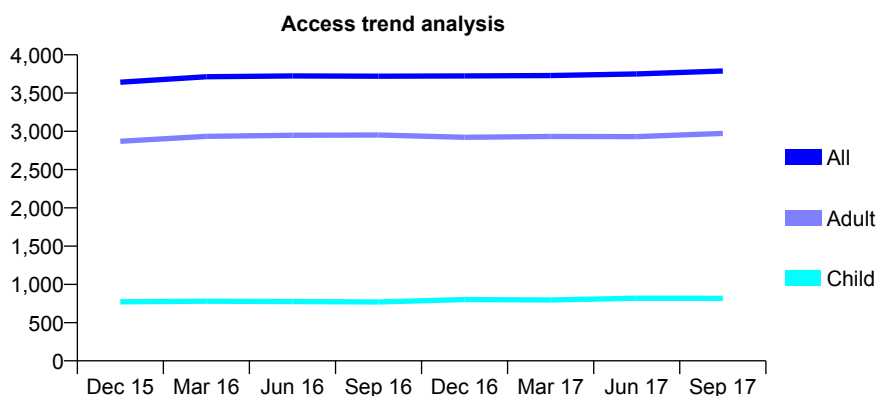
Q54 - Vital Signs At a Glance Contract Report for 335673/0001 - September 2017

Name or company name	MR RS KUDHAIL
Contract type name	PDS Contract
Purpose of contract	General
Contract start date	01/04/2006
Contract end date	31/03/2021

17/18 Contracted general activity (UDA)	12,902
Carry forward general activity (UDA)	0
17/18 Contracted orthodontic activity (UOA)	0
Carry forward orthodontic activity (UOA)	0
Baseline contract value	£379,413.22

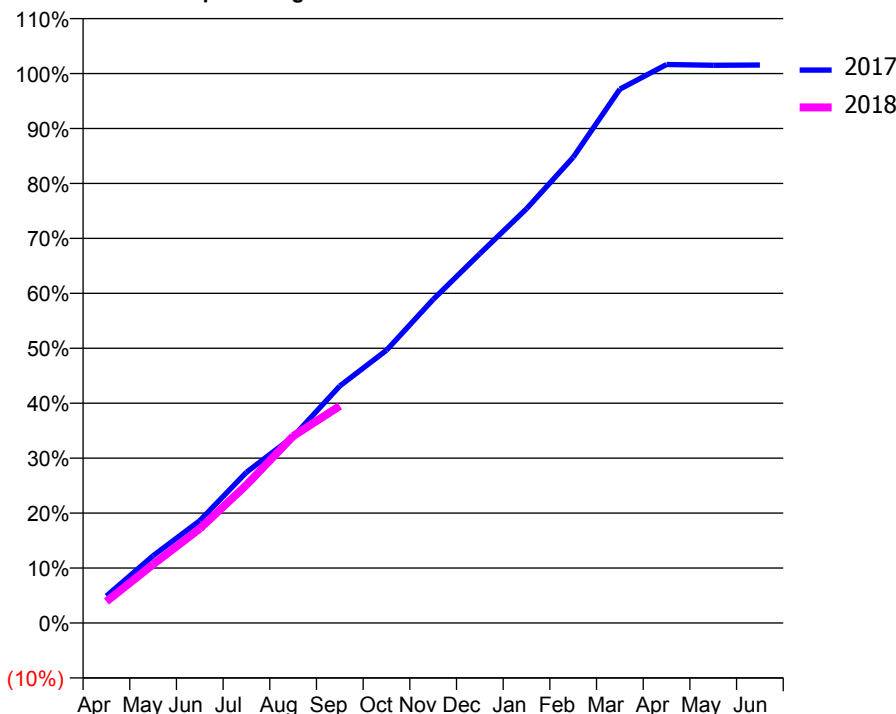
ACCESS*

Patients seen in 24 months	Total	Change since previous quarter
Quarter ending September 2016	3,721	
Quarter ending December 2016	3,723	→
Quarter ending March 2017	3,729	→
Quarter ending June 2017	3,750	→
Quarter ending September 2017	3,789	→
Variance since September 2016	1.8%	→



ACTIVITY

Cumulative percentage of contracted UDA delivered 2017 & 2018



Month	Adjusted Scheduled Activity (UDA)	
	2017	2018
April	634	506
May	1,579	1,376
June	2,404	2,216
July	3,541	3,241
August	4,375	4,387
September	5,566	5,095
October	6,405	
November	7,597	
December	8,673	
January	9,726	
February	10,935	
March	12,536	
April	13,113	
May	13,095	
June	13,100	

QUALITY

	Quantity	Base Number	Contract	AT	Region	England
% of FP17s for the same patient ID Re-attending within 3 months - Children	38	632	6.0%	9.9%	11.6%	11.9%
% of FP17s for the same patient ID Re-attending within 3 months - Adults	224	2,090	10.7%	14.7%	15.2%	15.9%
% of FP17s for the same patient ID Re-attending between 3 & 9 months - Children	396	632	62.7%	51.5%	59.1%	58.1%
% of FP17s for the same patient ID Re-attending between 3 & 9 months - Adults	1,314	2,090	62.9%	47.4%	51.7%	50.6%
% of FP17s for Band 1 Urgent Courses	113	2,196	5.1%	8.1%	8.0%	9.1%
% of FP17s Relating to Free Repair or Replacements	12	2,196	0.5%	0.7%	0.8%	0.8%
% of FP17s Relating to Continuations	16	2,196	0.7%	0.8%	1.0%	1.1%
% of Patients satisfied with the dentistry they have received	7	7	N/A	91.3%	91.5%	91.4%
% of Patients satisfied with the time they had to wait for an appointment	7	7	N/A	90.2%	88.2%	87.7%

* This is based on patients treated on this contract for their most recent course of treatment. Figures in italics indicate the base number of FP17s or Patient Questionnaire responses are less than 100. N/A is shown where the base number of responses is less than 10 during the period. % is calculated as Quantity/Base number*100

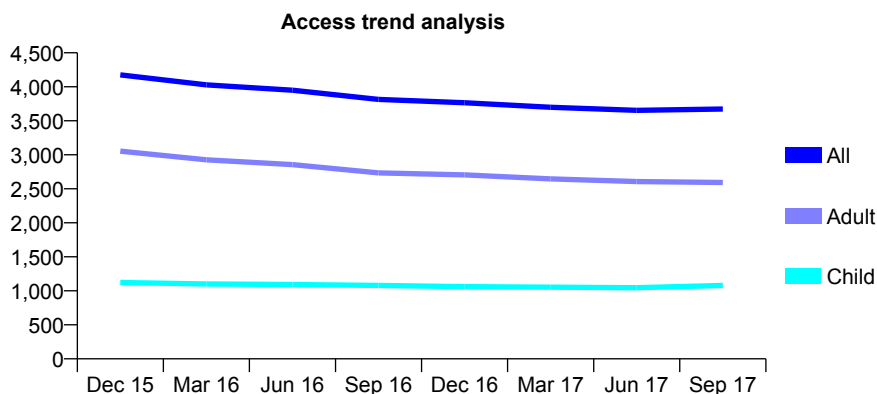
Q54 - Vital Signs At a Glance Contract Report for 336823/0002 - September 2017

Name or company name	MR F SHOJA-ASSADI
Contract type name	GDS Contract
Purpose of contract	General
Contract start date	01/04/2006
Contract end date	

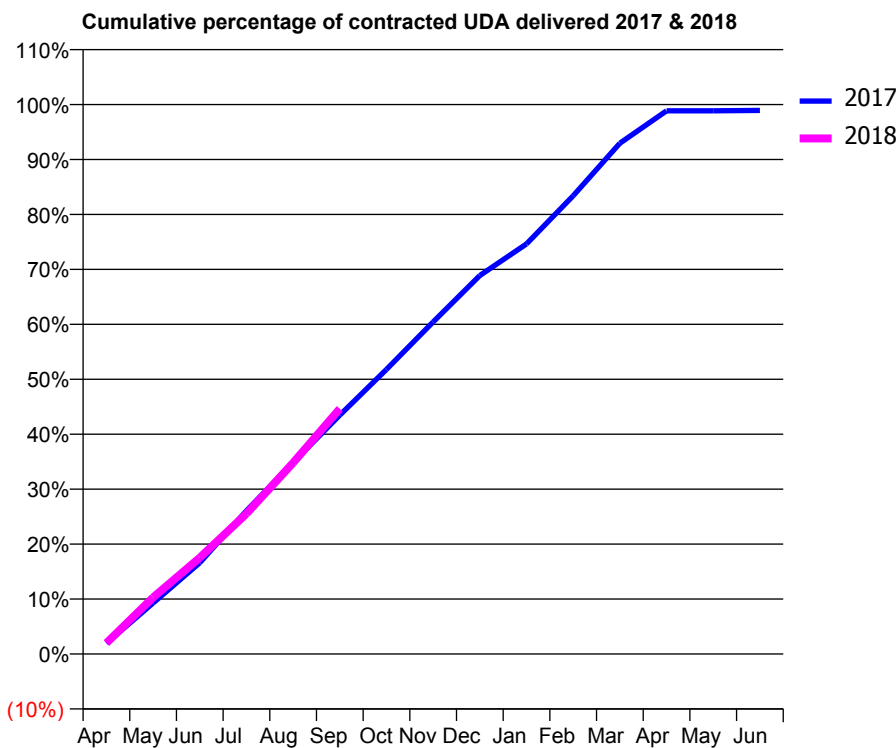
17/18 Contracted general activity (UDA)	14,575
Carry forward general activity (UDA)	157
17/18 Contracted orthodontic activity (UOA)	0
Carry forward orthodontic activity (UOA)	0
Baseline contract value	£379,432.83

ACCESS*

Patients seen in 24 months	Total	Change since previous quarter
Quarter ending September 2016	3,814	
Quarter ending December 2016	3,766	↓
Quarter ending March 2017	3,699	↓
Quarter ending June 2017	3,654	↓
Quarter ending September 2017	3,674	→
Variance since September 2016	(3.7%)	↓



ACTIVITY



Month	Adjusted Scheduled Activity (UDA)	
	2017	2018
April	283	293
May	1,352	1,502
June	2,419	2,556
July	3,801	3,721
August	5,080	5,073
September	6,335	6,506
October	7,549	
November	8,808	
December	10,040	
January	10,877	
February	12,153	
March	13,546	
April	14,406	
May	14,406	
June	14,417	

QUALITY

	Quantity	Base Number	Contract	AT	Region	England
% of FP17s for the same patient ID Re-attending within 3 months - Children	37	799	4.6%	9.9%	11.6%	11.9%
% of FP17s for the same patient ID Re-attending within 3 months - Adults	220	1,610	13.7%	14.7%	15.2%	15.9%
% of FP17s for the same patient ID Re-attending between 3 & 9 months - Children	415	799	51.9%	51.5%	59.1%	58.1%
% of FP17s for the same patient ID Re-attending between 3 & 9 months - Adults	758	1,610	47.1%	47.4%	51.7%	50.6%
% of FP17s for Band 1 Urgent Courses	144	2,200	6.5%	8.1%	8.0%	9.1%
% of FP17s Relating to Free Repair or Replacements	25	2,200	1.1%	0.7%	0.8%	0.8%
% of FP17s Relating to Continuations	6	2,200	0.3%	0.8%	1.0%	1.1%
% of Patients satisfied with the dentistry they have received	2	4	N/A	91.3%	91.5%	91.4%
% of Patients satisfied with the time they had to wait for an appointment	3	4	N/A	90.2%	88.2%	87.7%

* This is based on patients treated on this contract for their most recent course of treatment. Figures in italics indicate the base number of FP17s or Patient Questionnaire responses are less than 100. N/A is shown where the base number of responses is less than 10 during the period. % is calculated as Quantity/Base number*100

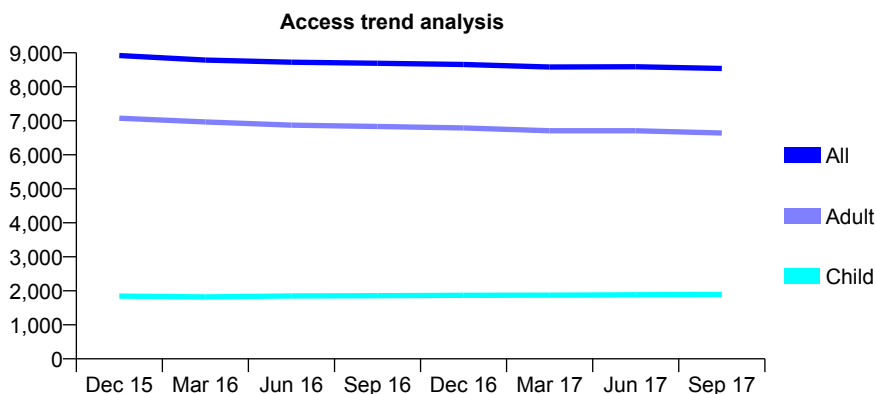
Q54 - Vital Signs At a Glance Contract Report for 339539/0001 - September 2017

Name or company name	MR D BALKRISHNA
Contract type name	GDS Contract
Purpose of contract	General
Contract start date	01/04/2006
Contract end date	

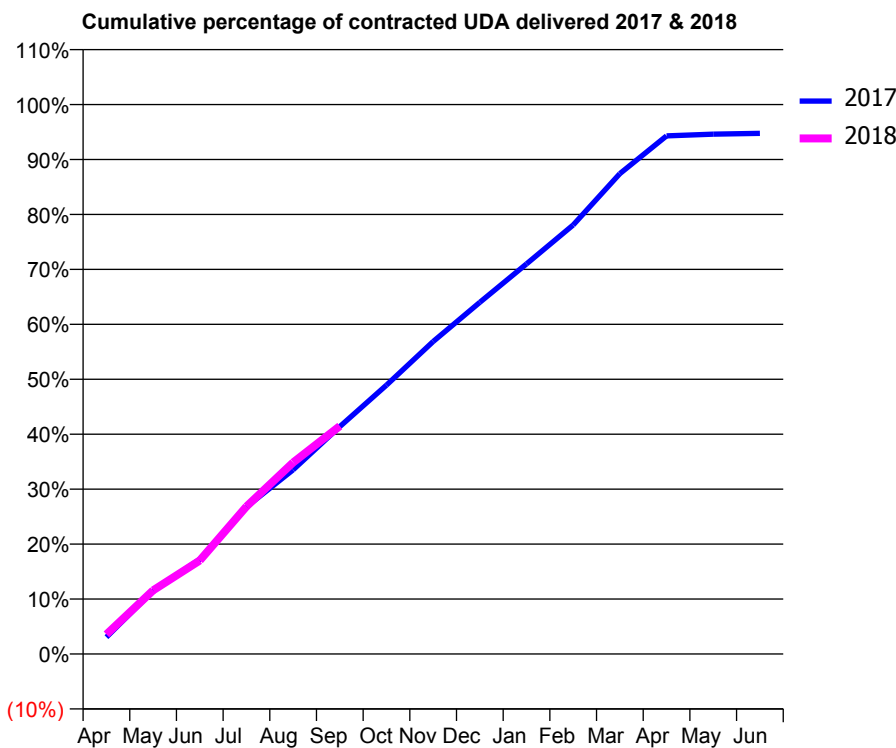
17/18 Contracted general activity (UDA)	26,139
Carry forward general activity (UDA)	0
17/18 Contracted orthodontic activity (UOA)	0
Carry forward orthodontic activity (UOA)	0
Baseline contract value	£651,683.23

ACCESS*

Patients seen in 24 months	Total	Change since previous quarter
Quarter ending September 2016	8,691	
Quarter ending December 2016	8,658	→
Quarter ending March 2017	8,581	→
Quarter ending June 2017	8,591	→
Quarter ending September 2017	8,540	→
Variance since September 2016	(1.7%)	↓



ACTIVITY



Month	Adjusted Scheduled Activity (UDA)	
	2017	2018
April	805	937
May	3,004	3,028
June	4,505	4,451
July	6,997	7,017
August	8,764	9,109
September	10,816	10,847
October	12,793	
November	14,863	
December	16,728	
January	18,559	
February	20,411	
March	22,849	
April	24,646	
May	24,728	
June	24,769	

QUALITY

	Quantity	Base Number	Contract	AT	Region	England
% of FP17s for the same patient ID Re-attending within 3 months - Children	82	1,271	6.5%	9.9%	11.6%	11.9%
% of FP17s for the same patient ID Re-attending within 3 months - Adults	609	4,540	13.4%	14.7%	15.2%	15.9%
% of FP17s for the same patient ID Re-attending between 3 & 9 months - Children	738	1,271	58.1%	51.5%	59.1%	58.1%
% of FP17s for the same patient ID Re-attending between 3 & 9 months - Adults	2,453	4,540	54.0%	47.4%	51.7%	50.6%
% of FP17s for Band 1 Urgent Courses	336	5,109	6.6%	8.1%	8.0%	9.1%
% of FP17s Relating to Free Repair or Replacements	84	5,109	1.6%	0.7%	0.8%	0.8%
% of FP17s Relating to Continuations	57	5,109	1.1%	0.8%	1.0%	1.1%
% of Patients satisfied with the dentistry they have received	15	19	78.9%	91.3%	91.5%	91.4%
% of Patients satisfied with the time they had to wait for an appointment	17	19	89.5%	90.2%	88.2%	87.7%

* This is based on patients treated on this contract for their most recent course of treatment. Figures in italics indicate the base number of FP17s or Patient Questionnaire responses are less than 100. N/A is shown where the base number of responses is less than 10 during the period. % is calculated as Quantity/Base number*100

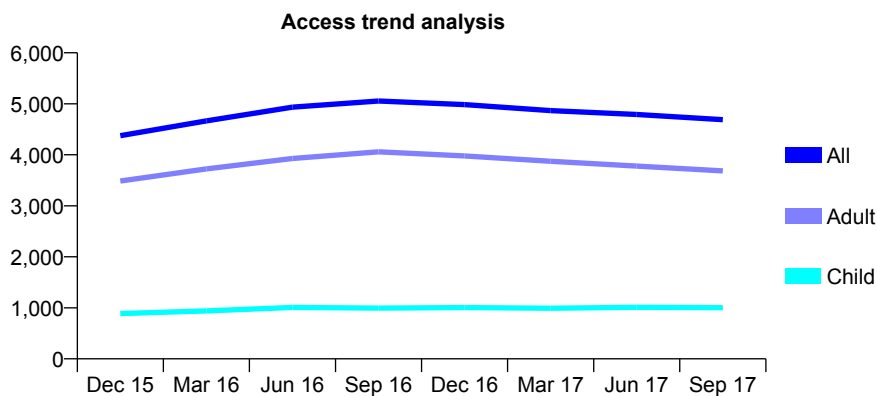
Q54 - Vital Signs At a Glance Contract Report for 345423/0003 - September 2017

Name or company name	MR T MOODLEY
Contract type name	GDS Contract
Purpose of contract	General
Contract start date	01/10/2014
Contract end date	

17/18 Contracted general activity (UDA)	14,085
Carry forward general activity (UDA)	-256
17/18 Contracted orthodontic activity (UOA)	0
Carry forward orthodontic activity (UOA)	0
Baseline contract value	£284,583.04

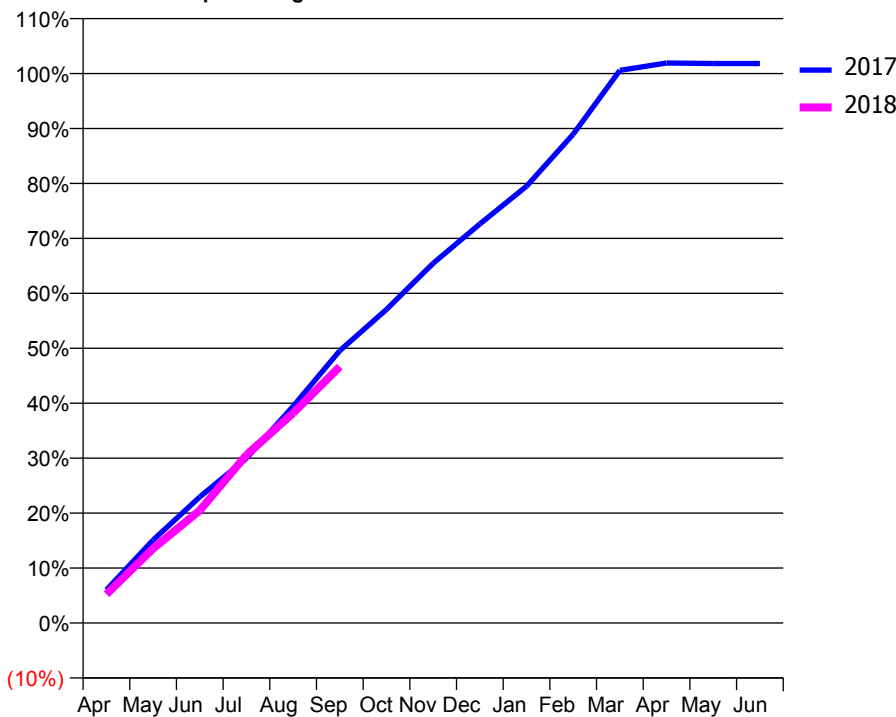
ACCESS*

Patients seen in 24 months	Total	Change since previous quarter
Quarter ending September 2016	5,055	
Quarter ending December 2016	4,985	↓
Quarter ending March 2017	4,866	↓
Quarter ending June 2017	4,790	↓
Quarter ending September 2017	4,689	↓
Variance since September 2016	(7.2%)	↓



ACTIVITY

Cumulative percentage of contracted UDA delivered 2017 & 2018



Adjusted Scheduled Activity (UDA)

Month	2017	2018
April	850	738
May	2,128	1,909
June	3,231	2,887
July	4,225	4,308
August	5,557	5,382
September	6,981	6,571
October	8,039	
November	9,221	
December	10,229	
January	11,195	
February	12,530	
March	14,165	
April	14,353	
May	14,341	
June	14,341	

QUALITY

	Quantity	Base Number	Contract	AT	Region	England
% of FP17s for the same patient ID Re-attending within 3 months - Children	65	718	9.1%	9.9%	11.6%	11.9%
% of FP17s for the same patient ID Re-attending within 3 months - Adults	335	2,001	16.7%	14.7%	15.2%	15.9%
% of FP17s for the same patient ID Re-attending between 3 & 9 months - Children	410	718	57.1%	51.5%	59.1%	58.1%
% of FP17s for the same patient ID Re-attending between 3 & 9 months - Adults	1,020	2,001	51.0%	47.4%	51.7%	50.6%
% of FP17s for Band 1 Urgent Courses	82	2,619	3.1%	8.1%	8.0%	9.1%
% of FP17s Relating to Free Repair or Replacements	47	2,619	1.8%	0.7%	0.8%	0.8%
% of FP17s Relating to Continuations	83	2,619	3.2%	0.8%	1.0%	1.1%
% of Patients satisfied with the dentistry they have received	3	4	N/A	91.3%	91.5%	91.4%
% of Patients satisfied with the time they had to wait for an appointment	4	4	N/A	90.2%	88.2%	87.7%

* This is based on patients treated on this contract for their most recent course of treatment. Figures in italics indicate the base number of FP17s or Patient Questionnaire responses are less than 100. N/A is shown where the base number of responses is less than 10 during the period. % is calculated as Quantity/Base number*100

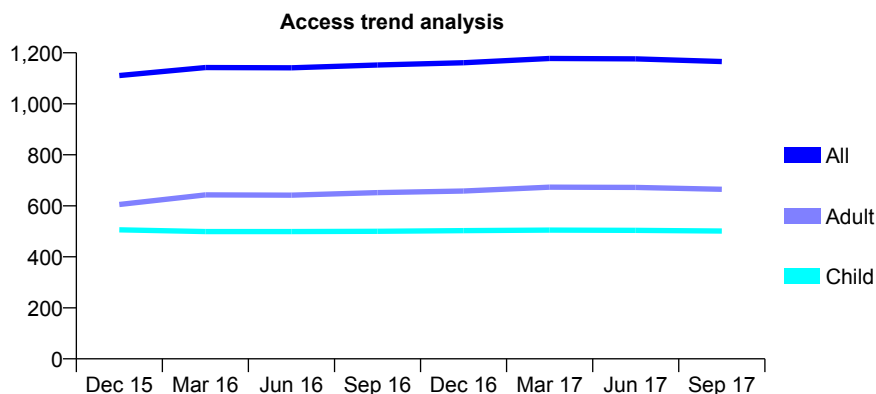
Q54 - Vital Signs At a Glance Contract Report for 345636/0001 - September 2017

Name or company name	MS F FARSHAD
Contract type name	GDS Contract
Purpose of contract	General
Contract start date	01/04/2006
Contract end date	

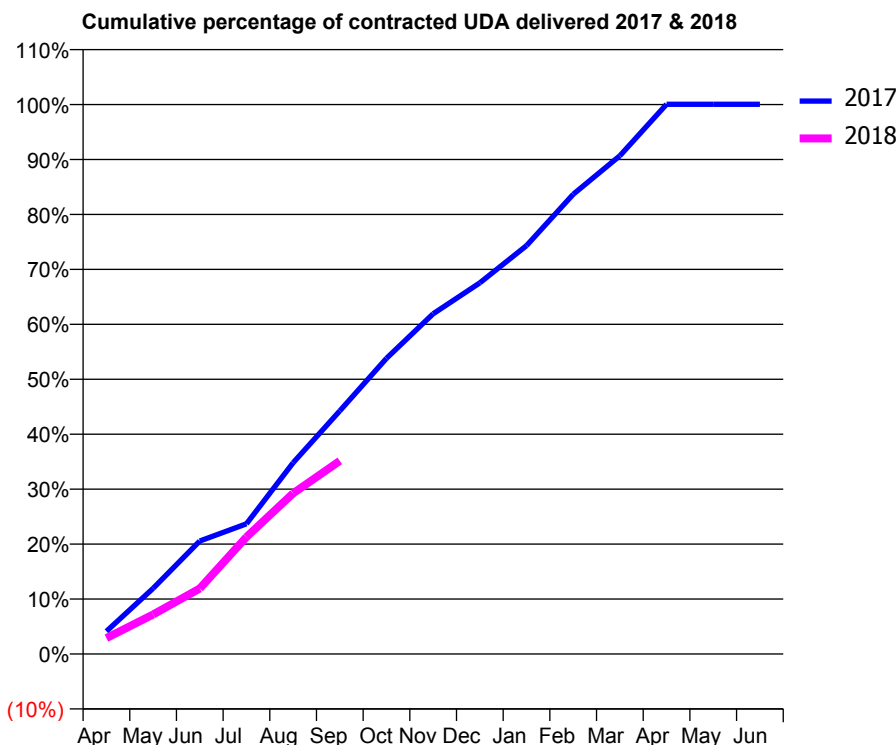
17/18 Contracted general activity (UDA)	3,655
Carry forward general activity (UDA)	-2
17/18 Contracted orthodontic activity (UOA)	0
Carry forward orthodontic activity (UOA)	0
Baseline contract value	£91,756.48

ACCESS*

Patients seen in 24 months	Total	Change since previous quarter
Quarter ending September 2016	1,152	
Quarter ending December 2016	1,161	→
Quarter ending March 2017	1,178	→
Quarter ending June 2017	1,176	→
Quarter ending September 2017	1,166	→
Variance since September 2016	1.2%	→



ACTIVITY



Month	Adjusted Scheduled Activity (UDA)	
	2017	2018
April	151	106
May	437	263
June	751	436
July	866	778
August	1,272	1,069
September	1,618	1,284
October	1,967	
November	2,263	
December	2,469	
January	2,716	
February	3,057	
March	3,314	
April	3,657	
May	3,657	
June	3,657	

QUALITY

	Quantity	Base Number	Contract	AT	Region	England
% of FP17s for the same patient ID Re-attending within 3 months - Children	31	358	8.7%	9.9%	11.6%	11.9%
% of FP17s for the same patient ID Re-attending within 3 months - Adults	37	437	8.5%	14.7%	15.2%	15.9%
% of FP17s for the same patient ID Re-attending between 3 & 9 months - Children	227	358	63.4%	51.5%	59.1%	58.1%
% of FP17s for the same patient ID Re-attending between 3 & 9 months - Adults	253	437	57.9%	47.4%	51.7%	50.6%
% of FP17s for Band 1 Urgent Courses	57	663	8.6%	8.1%	8.0%	9.1%
% of FP17s Relating to Free Repair or Replacements	1	663	0.2%	0.7%	0.8%	0.8%
% of FP17s Relating to Continuations	1	663	0.2%	0.8%	1.0%	1.1%
% of Patients satisfied with the dentistry they have received	0	0	N/A	91.3%	91.5%	91.4%
% of Patients satisfied with the time they had to wait for an appointment	0	0	N/A	90.2%	88.2%	87.7%

* This is based on patients treated on this contract for their most recent course of treatment. Figures in italics indicate the base number of FP17s or Patient Questionnaire responses are less than 100. N/A is shown where the base number of responses is less than 10 during the period. % is calculated as Quantity/Base number*100

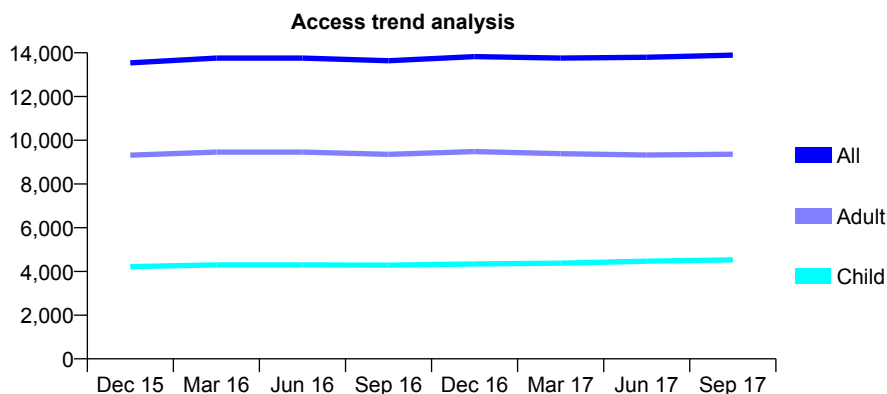
Q54 - Vital Signs At a Glance Contract Report for 345865/0001 - September 2017

Name or company name	Sherwood Dental Practice
Contract type name	GDS Contract
Purpose of contract	General
Contract start date	01/04/2006
Contract end date	

17/18 Contracted general activity (UDA)	31,270
Carry forward general activity (UDA)	0
17/18 Contracted orthodontic activity (UOA)	0
Carry forward orthodontic activity (UOA)	0
Baseline contract value	£758,452.95

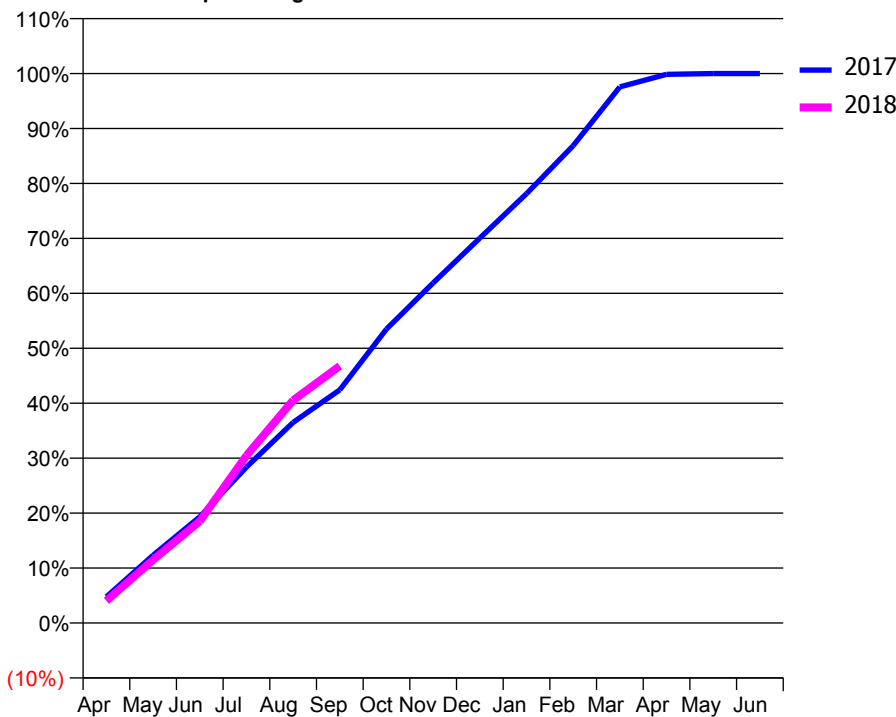
ACCESS*

Patients seen in 24 months	Total	Change since previous quarter
Quarter ending September 2016	13,637	
Quarter ending December 2016	13,826	→
Quarter ending March 2017	13,759	→
Quarter ending June 2017	13,793	→
Quarter ending September 2017	13,892	→
Variance since September 2016	1.9%	→



ACTIVITY

Cumulative percentage of contracted UDA delivered 2017 & 2018



Month	Adjusted Scheduled Activity (UDA)	
	2017	2018
April	1,492	1,262
May	3,855	3,597
June	6,046	5,795
July	8,877	9,531
August	11,419	12,676
September	13,267	14,623
October	16,731	
November	19,357	
December	21,902	
January	24,434	
February	27,165	
March	30,510	
April	31,221	
May	31,271	
June	31,268	

QUALITY

	Quantity	Base Number	Contract	AT	Region	England
% of FP17s for the same patient ID Re-attending within 3 months - Children	152	3,066	5.0%	9.9%	11.6%	11.9%
% of FP17s for the same patient ID Re-attending within 3 months - Adults	429	4,950	8.7%	14.7%	15.2%	15.9%
% of FP17s for the same patient ID Re-attending between 3 & 9 months - Children	1,612	3,066	52.6%	51.5%	59.1%	58.1%
% of FP17s for the same patient ID Re-attending between 3 & 9 months - Adults	2,323	4,950	46.9%	47.4%	51.7%	50.6%
% of FP17s for Band 1 Urgent Courses	254	7,251	3.5%	8.1%	8.0%	9.1%
% of FP17s Relating to Free Repair or Replacements	77	7,251	1.1%	0.7%	0.8%	0.8%
% of FP17s Relating to Continuations	30	7,251	0.4%	0.8%	1.0%	1.1%
% of Patients satisfied with the dentistry they have received	7	8	N/A	91.3%	91.5%	91.4%
% of Patients satisfied with the time they had to wait for an appointment	8	8	N/A	90.2%	88.2%	87.7%

* This is based on patients treated on this contract for their most recent course of treatment. Figures in italics indicate the base number of FP17s or Patient Questionnaire responses are less than 100. N/A is shown where the base number of responses is less than 10 during the period. % is calculated as Quantity/Base number*100

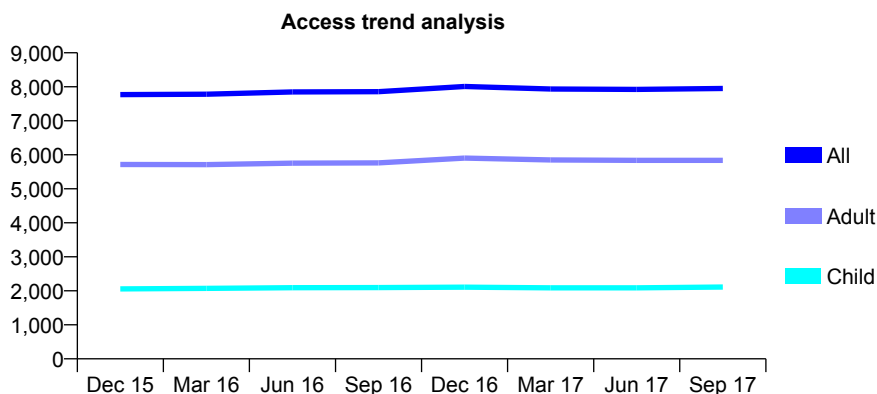
Q54 - Vital Signs At a Glance Contract Report for 345962/0001 - September 2017

Name or company name	MR JS DOSANJH
Contract type name	GDS Contract
Purpose of contract	General
Contract start date	01/04/2006
Contract end date	

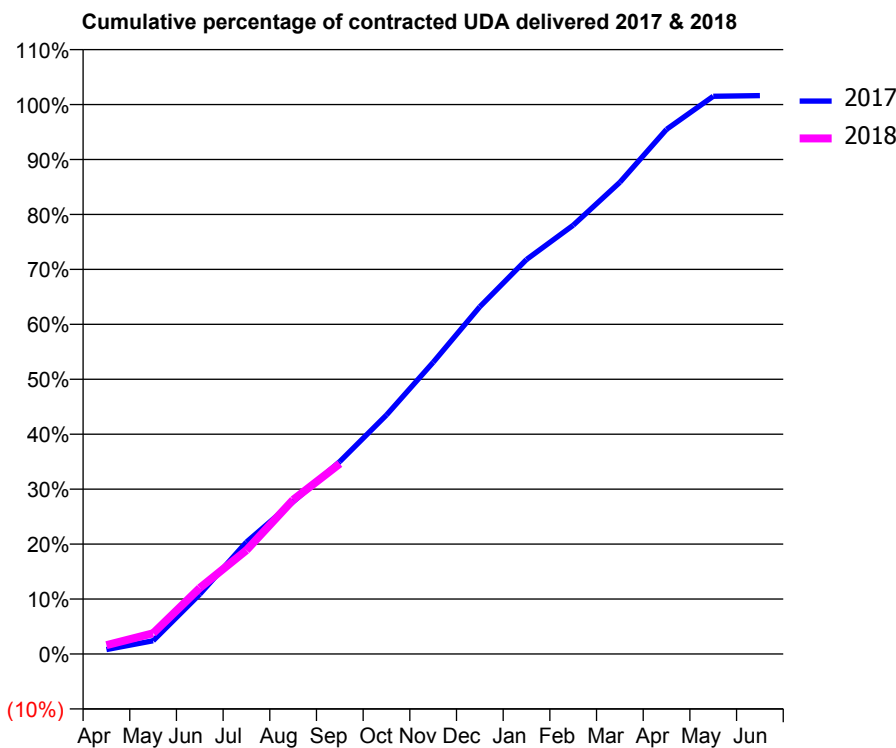
17/18 Contracted general activity (UDA)	20,414
Carry forward general activity (UDA)	-329
17/18 Contracted orthodontic activity (UOA)	0
Carry forward orthodontic activity (UOA)	0
Baseline contract value	£498,084.48

ACCESS*

Patients seen in 24 months	Total	Change since previous quarter
Quarter ending September 2016	7,858	
Quarter ending December 2016	8,010	→
Quarter ending March 2017	7,935	→
Quarter ending June 2017	7,923	→
Quarter ending September 2017	7,951	→
Variance since September 2016	1.2%	→



ACTIVITY



Month	Adjusted Scheduled Activity (UDA)	
	2017	2018
April	165	329
May	493	769
June	2,221	2,455
July	4,158	3,855
August	5,652	5,730
September	7,151	7,074
October	8,880	
November	10,839	
December	12,902	
January	14,656	
February	15,929	
March	17,523	
April	19,489	
May	20,721	
June	20,743	

QUALITY

	Quantity	Base Number	Contract	AT	Region	England
% of FP17s for the same patient ID Re-attending within 3 months - Children	59	1,392	4.2%	9.9%	11.6%	11.9%
% of FP17s for the same patient ID Re-attending within 3 months - Adults	468	3,947	11.9%	14.7%	15.2%	15.9%
% of FP17s for the same patient ID Re-attending between 3 & 9 months - Children	795	1,392	57.1%	51.5%	59.1%	58.1%
% of FP17s for the same patient ID Re-attending between 3 & 9 months - Adults	2,329	3,947	59.0%	47.4%	51.7%	50.6%
% of FP17s for Band 1 Urgent Courses	276	3,759	7.3%	8.1%	8.0%	9.1%
% of FP17s Relating to Free Repair or Replacements	27	3,759	0.7%	0.7%	0.8%	0.8%
% of FP17s Relating to Continuations	7	3,759	0.2%	0.8%	1.0%	1.1%
% of Patients satisfied with the dentistry they have received	7	7	N/A	91.3%	91.5%	91.4%
% of Patients satisfied with the time they had to wait for an appointment	7	7	N/A	90.2%	88.2%	87.7%

* This is based on patients treated on this contract for their most recent course of treatment. Figures in italics indicate the base number of FP17s or Patient Questionnaire responses are less than 100. N/A is shown where the base number of responses is less than 10 during the period. % is calculated as Quantity/Base number*100

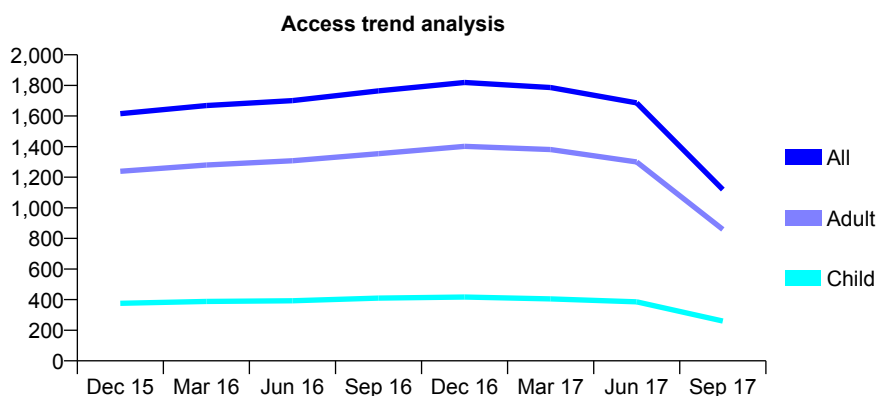
Q54 - Vital Signs At a Glance Contract Report for 357022/0002 - September 2017

Name or company name	MR FV ELIA
Contract type name	GDS Contract
Purpose of contract	General and Orthodontic
Contract start date	01/04/2012
Contract end date	31/05/2017

17/18 Contracted general activity (UDA)	1,486
Carry forward general activity (UDA)	0
17/18 Contracted orthodontic activity (UOA)	15
Carry forward orthodontic activity (UOA)	0
Baseline contract value	£44,257.52

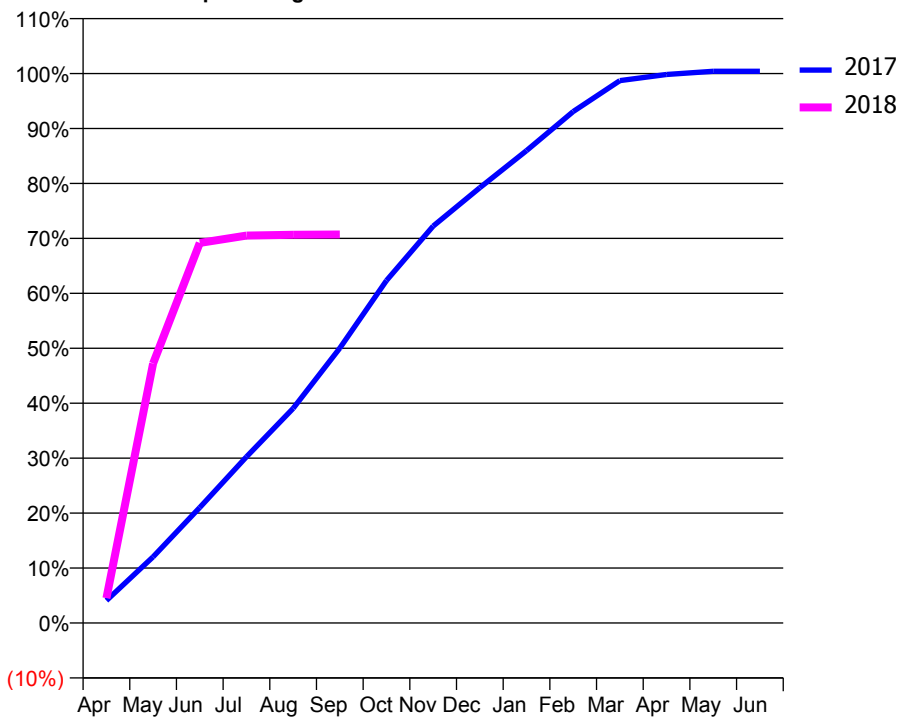
ACCESS*

Patients seen in 24 months	Total	Change since previous quarter
Quarter ending September 2016	1,764	
Quarter ending December 2016	1,819	↑
Quarter ending March 2017	1,786	↓
Quarter ending June 2017	1,686	↓
Quarter ending September 2017	1,119	↓
Variance since September 2016	(36.6%)	↓



ACTIVITY

Cumulative percentage of contracted UDA delivered 2017 & 2018



Month	Adjusted Scheduled Activity (UDA)	
	2017	2018
April	364	67
May	1,075	702
June	1,875	1,028
July	2,697	1,048
August	3,484	1,050
September	4,462	1,051
October	5,558	
November	6,442	
December	7,065	
January	7,666	
February	8,301	
March	8,802	
April	8,901	
May	8,954	
June	8,954	

QUALITY

	Quantity	Base Number	Contract	AT	Region	England
% of FP17s for the same patient ID Re-attending within 3 months - Children	10	139	7.2%	9.9%	11.6%	11.9%
% of FP17s for the same patient ID Re-attending within 3 months - Adults	42	350	12.0%	14.7%	15.2%	15.9%
% of FP17s for the same patient ID Re-attending between 3 & 9 months - Children	80	139	57.6%	51.5%	59.1%	58.1%
% of FP17s for the same patient ID Re-attending between 3 & 9 months - Adults	184	350	52.6%	47.4%	51.7%	50.6%
% of FP17s for Band 1 Urgent Courses	44	390	11.3%	8.1%	8.0%	9.1%
% of FP17s Relating to Free Repair or Replacements	1	390	0.3%	0.7%	0.8%	0.8%
% of FP17s Relating to Continuations	1	390	0.3%	0.8%	1.0%	1.1%
% of Patients satisfied with the dentistry they have received	2	3	N/A	91.3%	91.5%	91.4%
% of Patients satisfied with the time they had to wait for an appointment	2	3	N/A	90.2%	88.2%	87.7%

* This is based on patients treated on this contract for their most recent course of treatment. Figures in italics indicate the base number of FP17s or Patient Questionnaire responses are less than 100. N/A is shown where the base number of responses is less than 10 during the period. % is calculated as Quantity/Base number*100

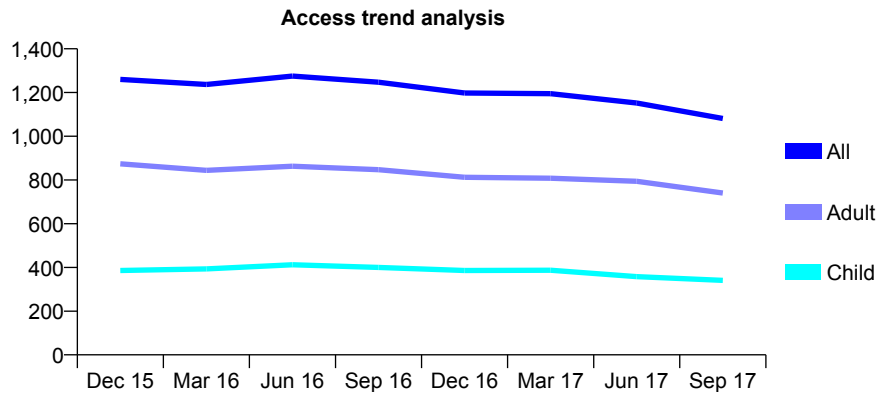
Q54 - Vital Signs At a Glance Contract Report for 358223/0001 - September 2017

Name or company name	MR F YASSIN
Contract type name	GDS Contract
Purpose of contract	General
Contract start date	01/04/2006
Contract end date	

17/18 Contracted general activity (UDA)	2,761
Carry forward general activity (UDA)	-56
17/18 Contracted orthodontic activity (UOA)	0
Carry forward orthodontic activity (UOA)	0
Baseline contract value	£73,178.11

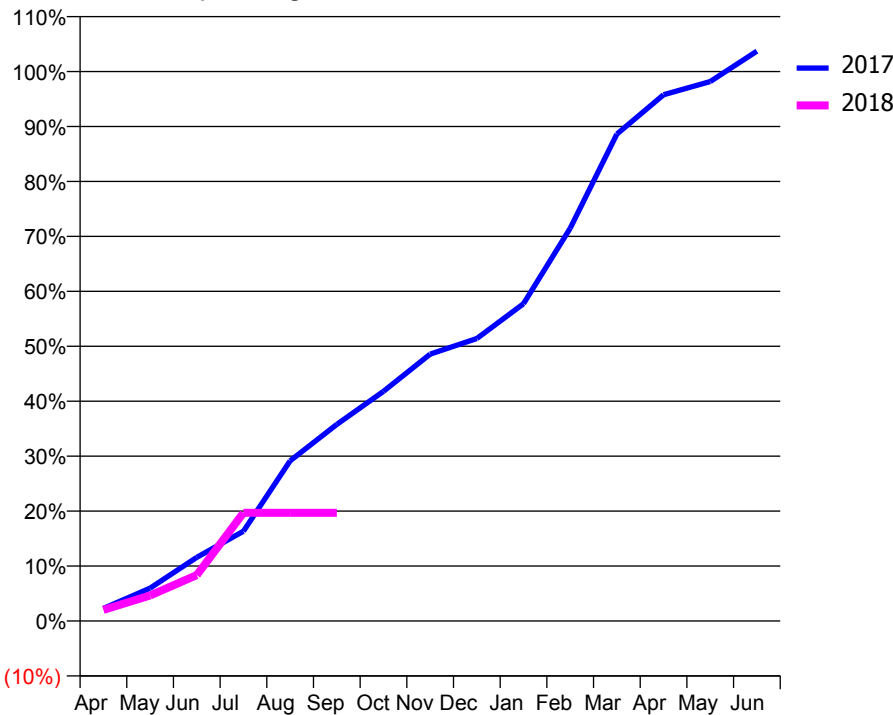
ACCESS*

Patients seen in 24 months	Total	Change since previous quarter
Quarter ending September 2016	1,247	
Quarter ending December 2016	1,198	↓
Quarter ending March 2017	1,195	→
Quarter ending June 2017	1,152	↓
Quarter ending September 2017	1,081	↓
Variance since September 2016	(13.3%)	↓



ACTIVITY

Cumulative percentage of contracted UDA delivered 2017 & 2018



Month	Adjusted Scheduled Activity (UDA)	
	2017	2018
April	63	56
May	165	128
June	320	231
July	451	544
August	805	544
September	988	544
October	1,154	
November	1,341	
December	1,419	
January	1,594	
February	1,974	
March	2,447	
April	2,644	
May	2,710	
June	2,863	

QUALITY

	Quantity	Base Number	Contract	AT	Region	England
% of FP17s for the same patient ID Re-attending within 3 months - Children	2	81	2.5%	9.9%	11.6%	11.9%
% of FP17s for the same patient ID Re-attending within 3 months - Adults	34	194	17.5%	14.7%	15.2%	15.9%
% of FP17s for the same patient ID Re-attending between 3 & 9 months - Children	19	81	23.5%	51.5%	59.1%	58.1%
% of FP17s for the same patient ID Re-attending between 3 & 9 months - Adults	37	194	19.1%	47.4%	51.7%	50.6%
% of FP17s for Band 1 Urgent Courses	8	184	4.3%	8.1%	8.0%	9.1%
% of FP17s Relating to Free Repair or Replacements	0	184	0.0%	0.7%	0.8%	0.8%
% of FP17s Relating to Continuations	0	184	0.0%	0.8%	1.0%	1.1%
% of Patients satisfied with the dentistry they have received	0	0	N/A	91.3%	91.5%	91.4%
% of Patients satisfied with the time they had to wait for an appointment	0	0	N/A	90.2%	88.2%	87.7%

* This is based on patients treated on this contract for their most recent course of treatment. Figures in italics indicate the base number of FP17s or Patient Questionnaire responses are less than 100. N/A is shown where the base number of responses is less than 10 during the period. % is calculated as Quantity/Base number*100

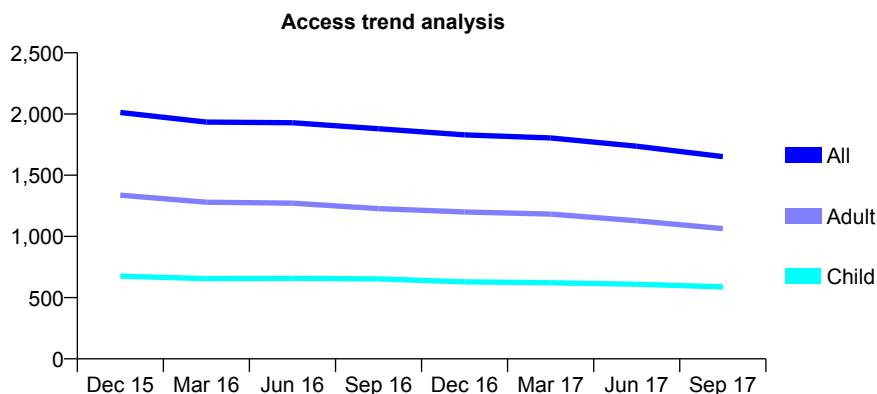
Q54 - Vital Signs At a Glance Contract Report for 361690/0001 - September 2017

Name or company name	MR M AGGARWAL
Contract type name	GDS Contract
Purpose of contract	General
Contract start date	01/04/2006
Contract end date	

17/18 Contracted general activity (UDA)	3,955
Carry forward general activity (UDA)	-80
17/18 Contracted orthodontic activity (UOA)	0
Carry forward orthodontic activity (UOA)	0
Baseline contract value	£99,357.37

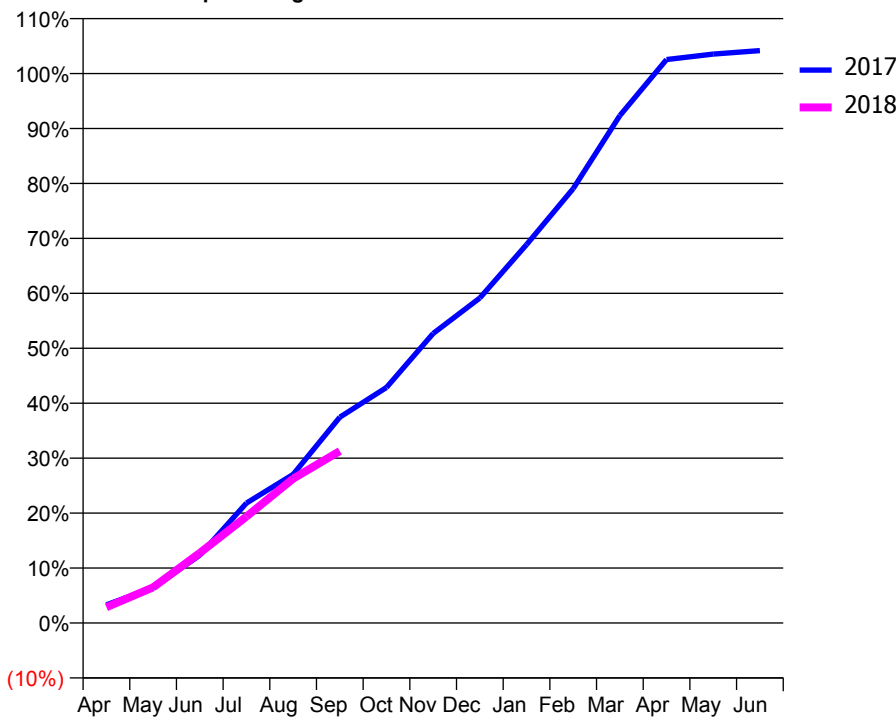
ACCESS*

Patients seen in 24 months	Total	Change since previous quarter
Quarter ending September 2016	1,880	
Quarter ending December 2016	1,829	↓
Quarter ending March 2017	1,804	↓
Quarter ending June 2017	1,737	↓
Quarter ending September 2017	1,652	↓
Variance since September 2016	(12.1%)	↓



ACTIVITY

Cumulative percentage of contracted UDA delivered 2017 & 2018



Month	Adjusted Scheduled Activity (UDA)	
	2017	2018
April	131	114
May	254	257
June	488	504
July	863	767
August	1,070	1,039
September	1,481	1,238
October	1,695	
November	2,084	
December	2,340	
January	2,723	
February	3,126	
March	3,653	
April	4,055	
May	4,094	
June	4,119	

QUALITY

	Quantity	Base Number	Contract	AT	Region	England
% of FP17s for the same patient ID Re-attending within 3 months - Children	18	293	6.1%	9.9%	11.6%	11.9%
% of FP17s for the same patient ID Re-attending within 3 months - Adults	36	479	7.5%	14.7%	15.2%	15.9%
% of FP17s for the same patient ID Re-attending between 3 & 9 months - Children	118	293	40.3%	51.5%	59.1%	58.1%
% of FP17s for the same patient ID Re-attending between 3 & 9 months - Adults	185	479	38.6%	47.4%	51.7%	50.6%
% of FP17s for Band 1 Urgent Courses	23	549	4.2%	8.1%	8.0%	9.1%
% of FP17s Relating to Free Repair or Replacements	0	549	0.0%	0.7%	0.8%	0.8%
% of FP17s Relating to Continuations	1	549	0.2%	0.8%	1.0%	1.1%
% of Patients satisfied with the dentistry they have received	15	18	83.3%	91.3%	91.5%	91.4%
% of Patients satisfied with the time they had to wait for an appointment	14	18	77.8%	90.2%	88.2%	87.7%

* This is based on patients treated on this contract for their most recent course of treatment. Figures in italics indicate the base number of FP17s or Patient Questionnaire responses are less than 100. N/A is shown where the base number of responses is less than 10 during the period. % is calculated as Quantity/Base number*100

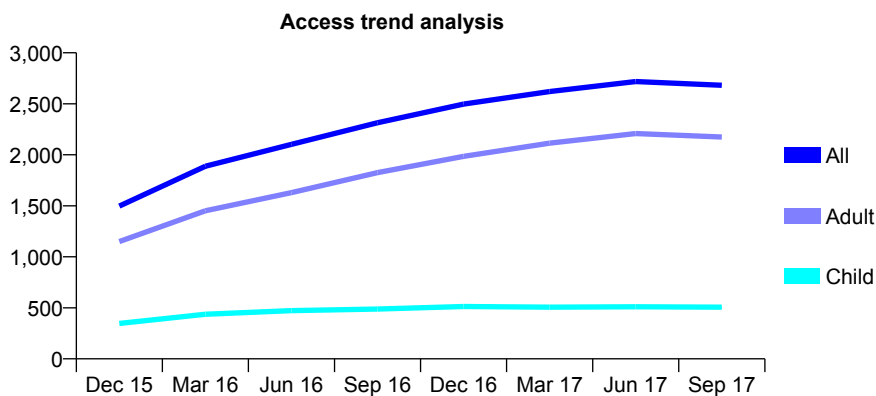
Q54 - Vital Signs At a Glance Contract Report for 372471/0001 - September 2017

Name or company name	MR E KARA
Contract type name	GDS Contract
Purpose of contract	General
Contract start date	01/07/2015
Contract end date	

17/18 Contracted general activity (UDA)	8,492
Carry forward general activity (UDA)	-170
17/18 Contracted orthodontic activity (UOA)	0
Carry forward orthodontic activity (UOA)	0
Baseline contract value	£279,503.00

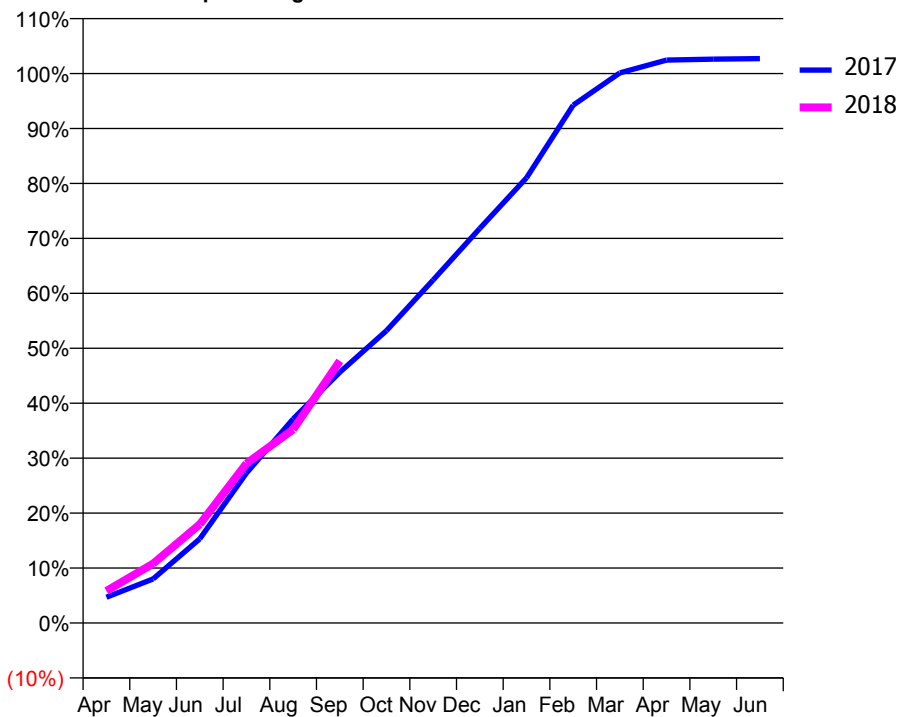
ACCESS*

Patients seen in 24 months	Total	Change since previous quarter
Quarter ending September 2016	2,314	
Quarter ending December 2016	2,498	↑
Quarter ending March 2017	2,620	↑
Quarter ending June 2017	2,718	↑
Quarter ending September 2017	2,682	↓
Variance since September 2016	15.9%	↑



ACTIVITY

Cumulative percentage of contracted UDA delivered 2017 & 2018



Month	Adjusted Scheduled Activity (UDA)	
	2017	2018
April	398	496
May	681	919
June	1,301	1,526
July	2,317	2,465
August	3,154	2,991
September	3,876	4,051
October	4,519	
November	5,302	
December	6,100	
January	6,881	
February	8,003	
March	8,502	
April	8,699	
May	8,713	
June	8,722	

QUALITY

	Quantity	Base Number	Contract	AT	Region	England
% of FP17s for the same patient ID Re-attending within 3 months - Children	26	356	7.3%	9.9%	11.6%	11.9%
% of FP17s for the same patient ID Re-attending within 3 months - Adults	212	1,427	14.9%	14.7%	15.2%	15.9%
% of FP17s for the same patient ID Re-attending between 3 & 9 months - Children	197	356	55.3%	51.5%	59.1%	58.1%
% of FP17s for the same patient ID Re-attending between 3 & 9 months - Adults	550	1,427	38.5%	47.4%	51.7%	50.6%
% of FP17s for Band 1 Urgent Courses	150	1,648	9.1%	8.1%	8.0%	9.1%
% of FP17s Relating to Free Repair or Replacements	18	1,648	1.1%	0.7%	0.8%	0.8%
% of FP17s Relating to Continuations	18	1,648	1.1%	0.8%	1.0%	1.1%
% of Patients satisfied with the dentistry they have received	5	7	N/A	91.3%	91.5%	91.4%
% of Patients satisfied with the time they had to wait for an appointment	6	7	N/A	90.2%	88.2%	87.7%

* This is based on patients treated on this contract for their most recent course of treatment. Figures in italics indicate the base number of FP17s or Patient Questionnaire responses are less than 100. N/A is shown where the base number of responses is less than 10 during the period. % is calculated as Quantity/Base number*100

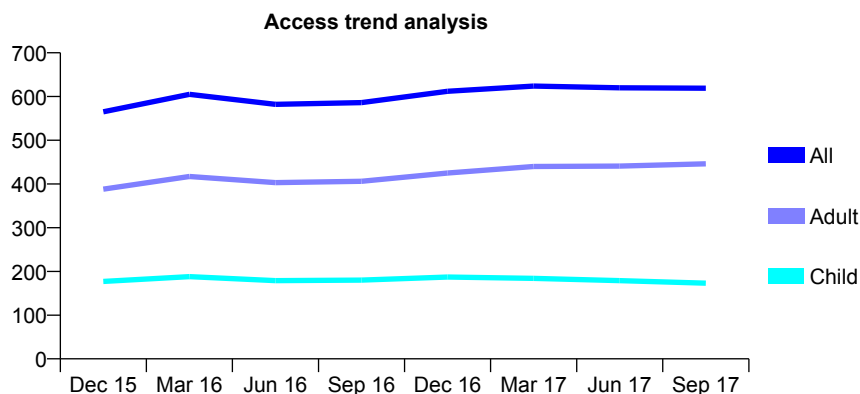
Q54 - Vital Signs At a Glance Contract Report for 564192/0001 - September 2017

Name or company name	MR PJ ROBERTS
Contract type name	GDS Contract
Purpose of contract	General
Contract start date	01/04/2006
Contract end date	

17/18 Contracted general activity (UDA)	1,393
Carry forward general activity (UDA)	-14
17/18 Contracted orthodontic activity (UOA)	0
Carry forward orthodontic activity (UOA)	0
Baseline contract value	£31,173.06

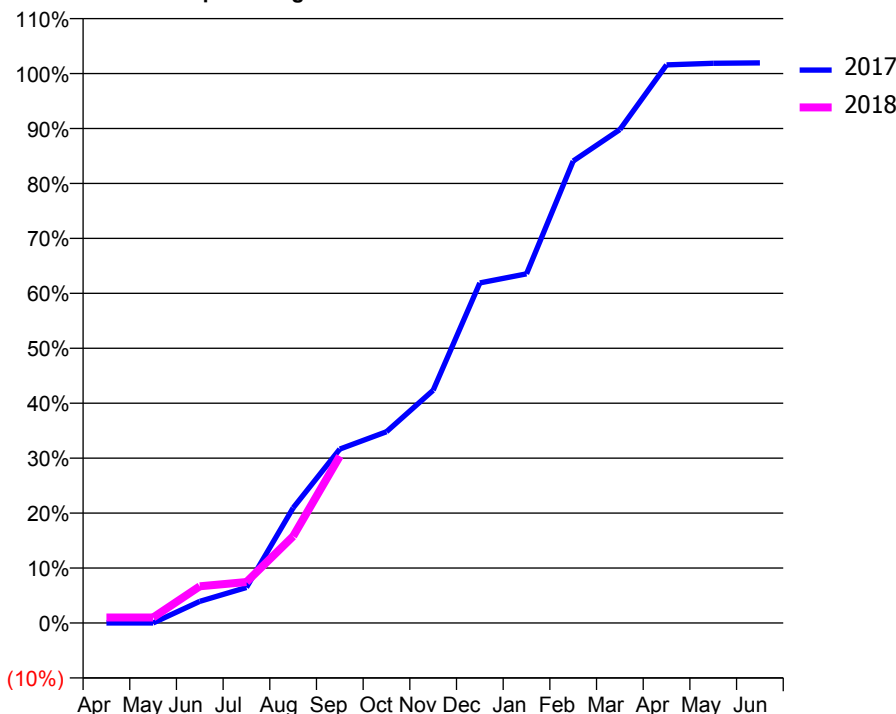
ACCESS*

Patients seen in 24 months	Total	Change since previous quarter
Quarter ending September 2016	586	
Quarter ending December 2016	612	↑
Quarter ending March 2017	624	→
Quarter ending June 2017	620	→
Quarter ending September 2017	619	→
Variance since September 2016	5.6%	↑



ACTIVITY

Cumulative percentage of contracted UDA delivered 2017 & 2018



Month	Adjusted Scheduled Activity (UDA)	
	2017	2018
April	0	14
May	0	14
June	55	93
July	90	104
August	292	220
September	441	423
October	485	
November	590	
December	862	
January	885	
February	1,171	
March	1,251	
April	1,415	
May	1,419	
June	1,420	

QUALITY

	Quantity	Base Number	Contract	AT	Region	England
% of FP17s for the same patient ID Re-attending within 3 months - Children	5	121	4.1%	9.9%	11.6%	11.9%
% of FP17s for the same patient ID Re-attending within 3 months - Adults	8	155	5.2%	14.7%	15.2%	15.9%
% of FP17s for the same patient ID Re-attending between 3 & 9 months - Children	89	121	73.6%	51.5%	59.1%	58.1%
% of FP17s for the same patient ID Re-attending between 3 & 9 months - Adults	71	155	45.8%	47.4%	51.7%	50.6%
% of FP17s for Band 1 Urgent Courses	0	203	0.0%	8.1%	8.0%	9.1%
% of FP17s Relating to Free Repair or Replacements	0	203	0.0%	0.7%	0.8%	0.8%
% of FP17s Relating to Continuations	0	203	0.0%	0.8%	1.0%	1.1%
% of Patients satisfied with the dentistry they have received	2	2	N/A	91.3%	91.5%	91.4%
% of Patients satisfied with the time they had to wait for an appointment	2	2	N/A	90.2%	88.2%	87.7%

* This is based on patients treated on this contract for their most recent course of treatment. Figures in italics indicate the base number of FP17s or Patient Questionnaire responses are less than 100. N/A is shown where the base number of responses is less than 10 during the period. % is calculated as Quantity/Base number*100

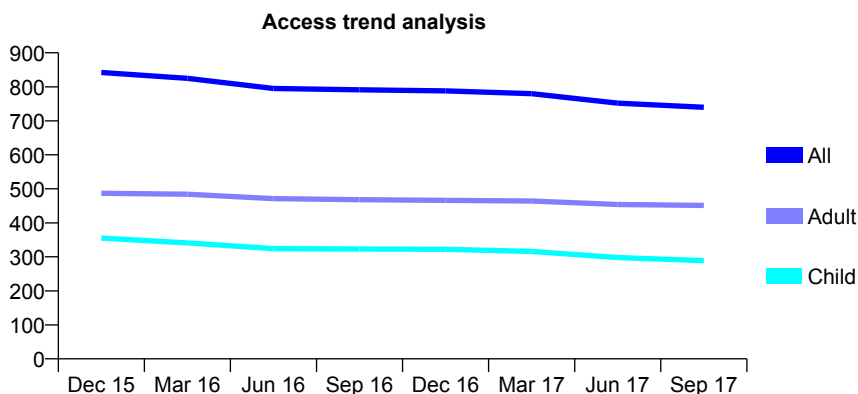
Q54 - Vital Signs At a Glance Contract Report for 565032/0001 - September 2017

Name or company name	MR P CASASOLA
Contract type name	GDS Contract
Purpose of contract	General
Contract start date	01/04/2006
Contract end date	

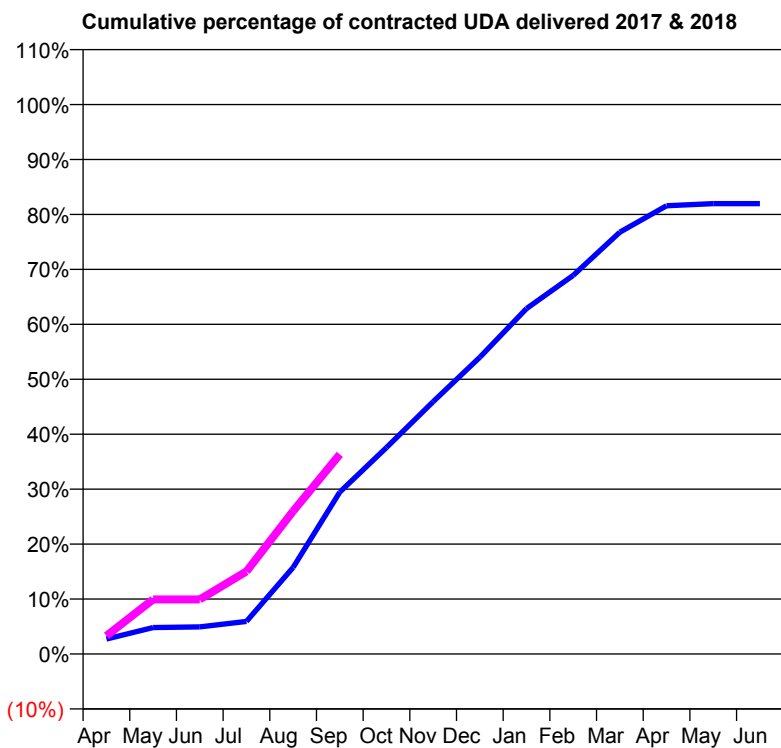
17/18 Contracted general activity (UDA)	1,450
Carry forward general activity (UDA)	0
17/18 Contracted orthodontic activity (UOA)	0
Carry forward orthodontic activity (UOA)	0
Baseline contract value	£35,981.06

ACCESS*

Patients seen in 24 months	Total	Change since previous quarter
Quarter ending September 2016	791	
Quarter ending December 2016	788	→
Quarter ending March 2017	780	↓
Quarter ending June 2017	752	↓
Quarter ending September 2017	740	↓
Variance since September 2016	(6.4%)	↓



ACTIVITY



Month	Adjusted Scheduled Activity (UDA)	
	2017	2018
April	44	48
May	78	144
June	80	144
July	96	218
August	255	377
September	477	527
October	608	
November	743	
December	874	
January	1,017	
February	1,115	
March	1,242	
April	1,320	
May	1,326	
June	1,326	

QUALITY

	Quantity	Base Number	Contract	AT	Region	England
% of FP17s for the same patient ID Re-attending within 3 months - Children	9	172	5.2%	9.9%	11.6%	11.9%
% of FP17s for the same patient ID Re-attending within 3 months - Adults	25	231	10.8%	14.7%	15.2%	15.9%
% of FP17s for the same patient ID Re-attending between 3 & 9 months - Children	88	172	51.2%	51.5%	59.1%	58.1%
% of FP17s for the same patient ID Re-attending between 3 & 9 months - Adults	105	231	45.5%	47.4%	51.7%	50.6%
% of FP17s for Band 1 Urgent Courses	0	347	0.0%	8.1%	8.0%	9.1%
% of FP17s Relating to Free Repair or Replacements	0	347	0.0%	0.7%	0.8%	0.8%
% of FP17s Relating to Continuations	0	347	0.0%	0.8%	1.0%	1.1%
% of Patients satisfied with the dentistry they have received	0	0	N/A	91.3%	91.5%	91.4%
% of Patients satisfied with the time they had to wait for an appointment	0	0	N/A	90.2%	88.2%	87.7%

* This is based on patients treated on this contract for their most recent course of treatment. Figures in italics indicate the base number of FP17s or Patient Questionnaire responses are less than 100. N/A is shown where the base number of responses is less than 10 during the period. % is calculated as Quantity/Base number*100

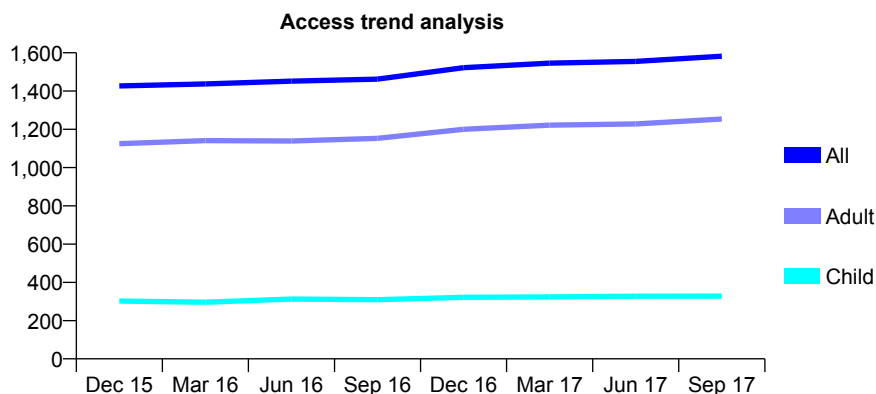
Q54 - Vital Signs At a Glance Contract Report for 568724/0001 - September 2017

Name or company name	MR MD SEGELOV
Contract type name	GDS Contract
Purpose of contract	General
Contract start date	01/04/2006
Contract end date	

17/18 Contracted general activity (UDA)	3,197
Carry forward general activity (UDA)	-27
17/18 Contracted orthodontic activity (UOA)	0
Carry forward orthodontic activity (UOA)	0
Baseline contract value	£85,581.31

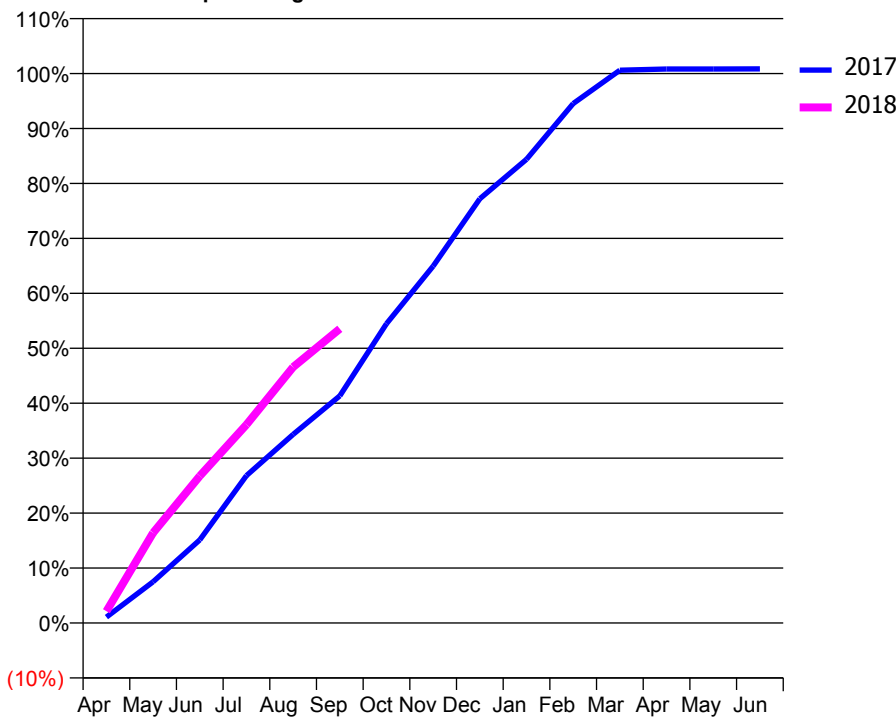
ACCESS*

Patients seen in 24 months	Total	Change since previous quarter
Quarter ending September 2016	1,462	
Quarter ending December 2016	1,522	↑
Quarter ending March 2017	1,546	→
Quarter ending June 2017	1,555	→
Quarter ending September 2017	1,582	→
Variance since September 2016	8.2%	↑



ACTIVITY

Cumulative percentage of contracted UDA delivered 2017 & 2018



Adjusted Scheduled Activity (UDA)

Month	2017	2018
April	34	69
May	240	525
June	484	855
July	858	1,154
August	1,097	1,489
September	1,322	1,712
October	1,741	
November	2,076	
December	2,468	
January	2,698	
February	3,022	
March	3,216	
April	3,223	
May	3,223	
June	3,224	

QUALITY

	Quantity	Base Number	Contract	AT	Region	England
% of FP17s for the same patient ID Re-attending within 3 months - Children	14	220	6.4%	9.9%	11.6%	11.9%
% of FP17s for the same patient ID Re-attending within 3 months - Adults	73	764	9.6%	14.7%	15.2%	15.9%
% of FP17s for the same patient ID Re-attending between 3 & 9 months - Children	104	220	47.3%	51.5%	59.1%	58.1%
% of FP17s for the same patient ID Re-attending between 3 & 9 months - Adults	404	764	52.9%	47.4%	51.7%	50.6%
% of FP17s for Band 1 Urgent Courses	75	978	7.7%	8.1%	8.0%	9.1%
% of FP17s Relating to Free Repair or Replacements	2	978	0.2%	0.7%	0.8%	0.8%
% of FP17s Relating to Continuations	0	978	0.0%	0.8%	1.0%	1.1%
% of Patients satisfied with the dentistry they have received	3	3	N/A	91.3%	91.5%	91.4%
% of Patients satisfied with the time they had to wait for an appointment	3	3	N/A	90.2%	88.2%	87.7%

* This is based on patients treated on this contract for their most recent course of treatment. Figures in italics indicate the base number of FP17s or Patient Questionnaire responses are less than 100. N/A is shown where the base number of responses is less than 10 during the period. % is calculated as Quantity/Base number*100

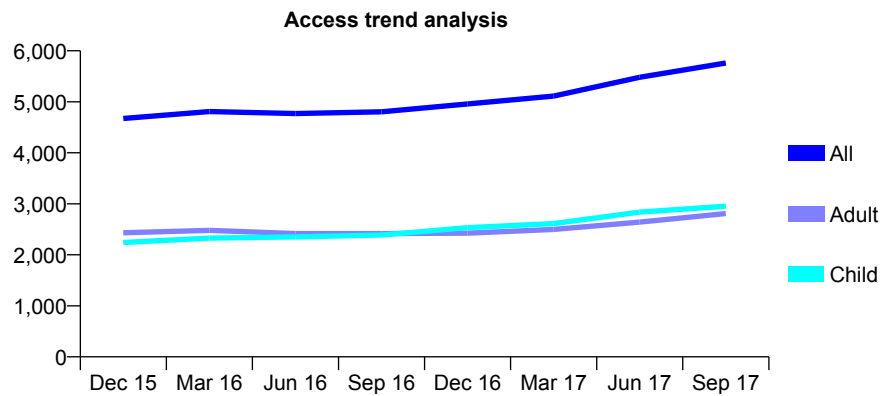
Q54 - Vital Signs At a Glance Contract Report for 570192/0002 - September 2017

Name or company name	Mr A Solanki & Miss K Solanki
Contract type name	GDS Contract
Purpose of contract	General
Contract start date	01/04/2006
Contract end date	

17/18 Contracted general activity (UDA)	15,613
Carry forward general activity (UDA)	0
17/18 Contracted orthodontic activity (UOA)	0
Carry forward orthodontic activity (UOA)	0
Baseline contract value	£447,525.79

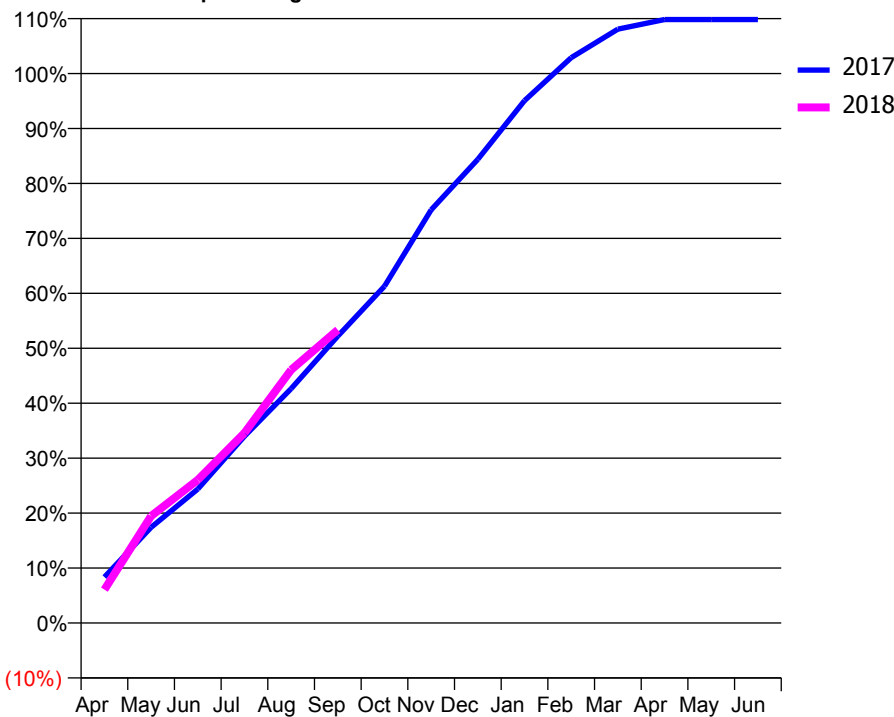
ACCESS*

Patients seen in 24 months	Total	Change since previous quarter
Quarter ending September 2016	4,804	
Quarter ending December 2016	4,958	↑
Quarter ending March 2017	5,112	↑
Quarter ending June 2017	5,482	↑
Quarter ending September 2017	5,762	↑
Variance since September 2016	19.9%	↑



ACTIVITY

Cumulative percentage of contracted UDA delivered 2017 & 2018



Month	Adjusted Scheduled Activity (UDA)	
	2017	2018
April	965	951
May	2,013	3,041
June	2,815	4,065
July	3,927	5,401
August	4,926	7,192
September	6,032	8,331
October	7,079	
November	8,686	
December	9,748	
January	10,981	
February	11,885	
March	12,486	
April	12,686	
May	12,686	
June	12,686	

QUALITY

	Quantity	Base Number	Contract	AT	Region	England
% of FP17s for the same patient ID Re-attending within 3 months - Children	142	2,361	6.0%	9.9%	11.6%	11.9%
% of FP17s for the same patient ID Re-attending within 3 months - Adults	198	1,796	11.0%	14.7%	15.2%	15.9%
% of FP17s for the same patient ID Re-attending between 3 & 9 months - Children	1,116	2,361	47.3%	51.5%	59.1%	58.1%
% of FP17s for the same patient ID Re-attending between 3 & 9 months - Adults	668	1,796	37.2%	47.4%	51.7%	50.6%
% of FP17s for Band 1 Urgent Courses	242	3,848	6.3%	8.1%	8.0%	9.1%
% of FP17s Relating to Free Repair or Replacements	0	3,848	0.0%	0.7%	0.8%	0.8%
% of FP17s Relating to Continuations	4	3,848	0.1%	0.8%	1.0%	1.1%
% of Patients satisfied with the dentistry they have received	5	5	N/A	91.3%	91.5%	91.4%
% of Patients satisfied with the time they had to wait for an appointment	3	5	N/A	90.2%	88.2%	87.7%

* This is based on patients treated on this contract for their most recent course of treatment. Figures in italics indicate the base number of FP17s or Patient Questionnaire responses are less than 100. N/A is shown where the base number of responses is less than 10 during the period. % is calculated as Quantity/Base number*100

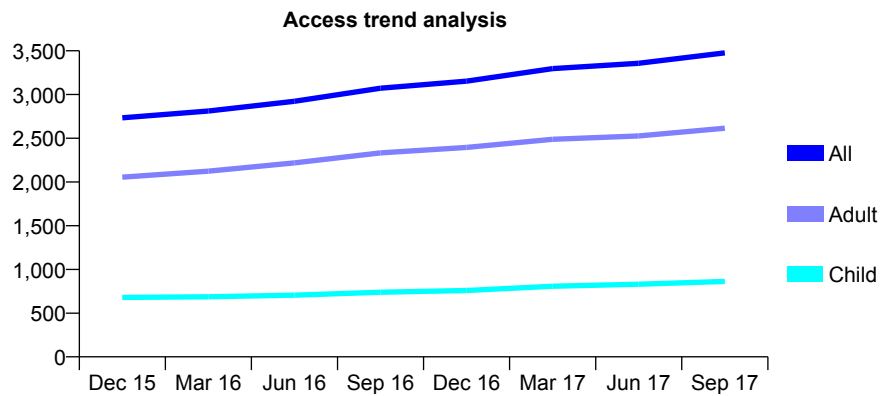
Q54 - Vital Signs At a Glance Contract Report for 576530/0001 - September 2017

Name or company name	MR AK PAL
Contract type name	GDS Contract
Purpose of contract	General
Contract start date	01/04/2006
Contract end date	

17/18 Contracted general activity (UDA)	6,708
Carry forward general activity (UDA)	-54
17/18 Contracted orthodontic activity (UOA)	0
Carry forward orthodontic activity (UOA)	0
Baseline contract value	£221,932.41

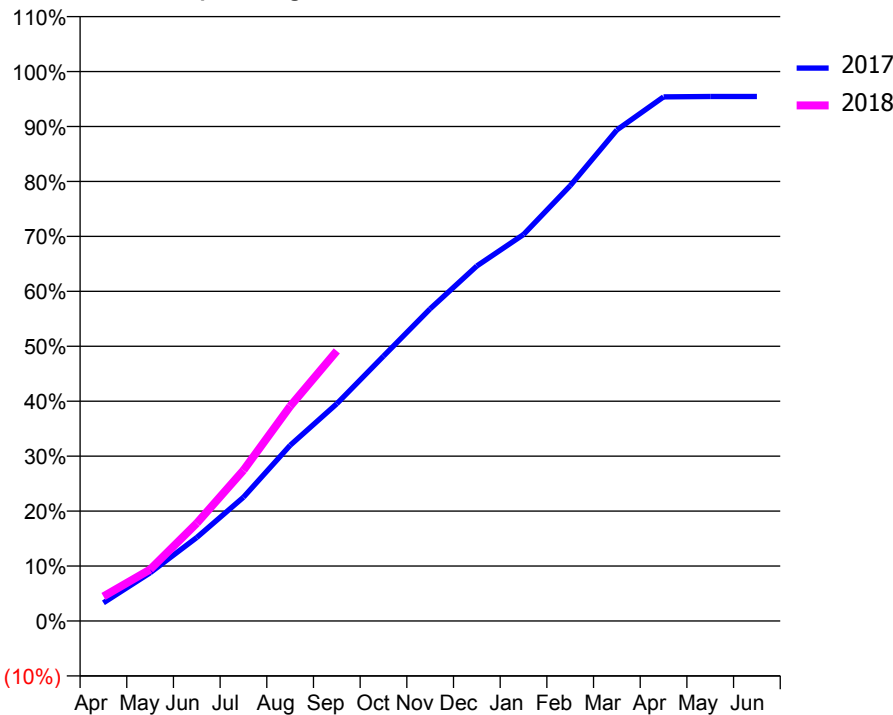
ACCESS*

Patients seen in 24 months	Total	Change since previous quarter
Quarter ending September 2016	3,072	
Quarter ending December 2016	3,153	↑
Quarter ending March 2017	3,296	↑
Quarter ending June 2017	3,358	→
Quarter ending September 2017	3,477	↑
Variance since September 2016	13.2%	↑



ACTIVITY

Cumulative percentage of contracted UDA delivered 2017 & 2018



Month	Adjusted Scheduled Activity (UDA)	
	2017	2018
April	222	301
May	588	629
June	1,021	1,193
July	1,512	1,840
August	2,145	2,622
September	2,653	3,297
October	3,234	
November	3,812	
December	4,335	
January	4,718	
February	5,314	
March	5,995	
April	6,399	
May	6,403	
June	6,403	

QUALITY

	Quantity	Base Number	Contract	AT	Region	England
% of FP17s for the same patient ID Re-attending within 3 months - Children	59	642	9.2%	9.9%	11.6%	11.9%
% of FP17s for the same patient ID Re-attending within 3 months - Adults	270	1,518	17.8%	14.7%	15.2%	15.9%
% of FP17s for the same patient ID Re-attending between 3 & 9 months - Children	268	642	41.7%	51.5%	59.1%	58.1%
% of FP17s for the same patient ID Re-attending between 3 & 9 months - Adults	471	1,518	31.0%	47.4%	51.7%	50.6%
% of FP17s for Band 1 Urgent Courses	211	1,579	13.4%	8.1%	8.0%	9.1%
% of FP17s Relating to Free Repair or Replacements	6	1,579	0.4%	0.7%	0.8%	0.8%
% of FP17s Relating to Continuations	14	1,579	0.9%	0.8%	1.0%	1.1%
% of Patients satisfied with the dentistry they have received	2	2	N/A	91.3%	91.5%	91.4%
% of Patients satisfied with the time they had to wait for an appointment	2	2	N/A	90.2%	88.2%	87.7%

* This is based on patients treated on this contract for their most recent course of treatment. Figures in italics indicate the base number of FP17s or Patient Questionnaire responses are less than 100. N/A is shown where the base number of responses is less than 10 during the period. % is calculated as Quantity/Base number*100

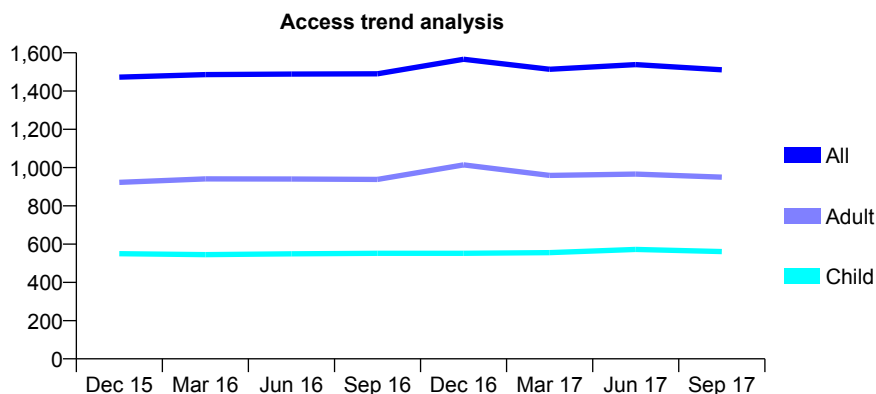
Q54 - Vital Signs At a Glance Contract Report for 577820/0001 - September 2017

Name or company name	Novos Dental Clinic
Contract type name	GDS Contract
Purpose of contract	General
Contract start date	01/04/2006
Contract end date	

17/18 Contracted general activity (UDA)	7,540
Carry forward general activity (UDA)	-151
17/18 Contracted orthodontic activity (UOA)	0
Carry forward orthodontic activity (UOA)	0
Baseline contract value	£223,103.69

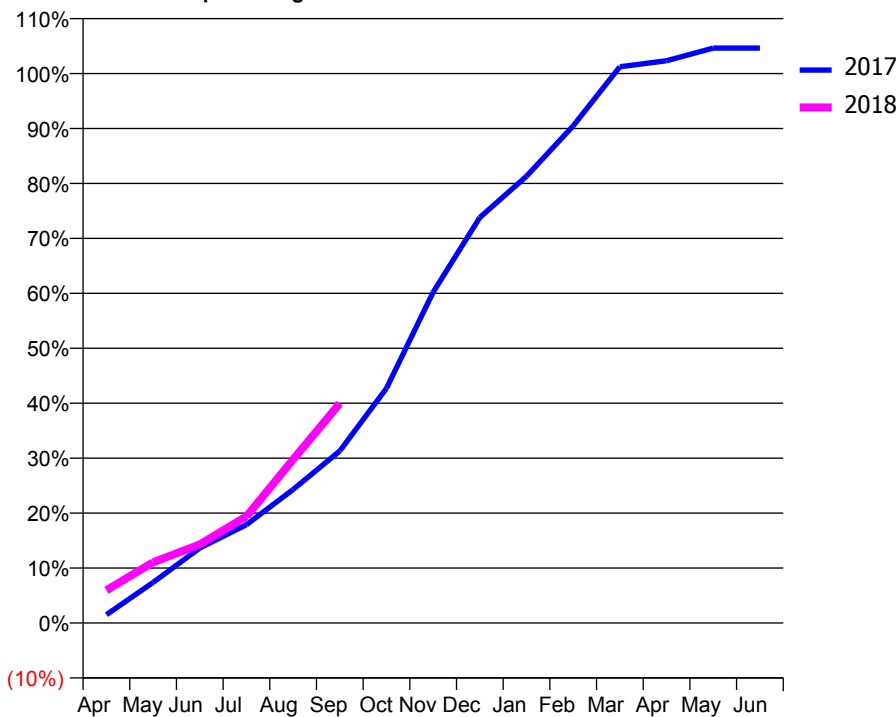
ACCESS*

Patients seen in 24 months	Total	Change since previous quarter
Quarter ending September 2016	1,490	
Quarter ending December 2016	1,566	↑
Quarter ending March 2017	1,514	↓
Quarter ending June 2017	1,538	→
Quarter ending September 2017	1,511	↓
Variance since September 2016	1.4%	→



ACTIVITY

Cumulative percentage of contracted UDA delivered 2017 & 2018



Month	Adjusted Scheduled Activity (UDA)	
	2017	2018
April	115	448
May	557	833
June	1,030	1,079
July	1,349	1,463
August	1,832	2,244
September	2,361	3,015
October	3,222	
November	4,540	
December	5,565	
January	6,130	
February	6,822	
March	7,633	
April	7,715	
May	7,888	
June	7,888	

QUALITY

	Quantity	Base Number	Contract	AT	Region	England
% of FP17s for the same patient ID Re-attending within 3 months - Children	7	206	3.4%	9.9%	11.6%	11.9%
% of FP17s for the same patient ID Re-attending within 3 months - Adults	44	438	10.0%	14.7%	15.2%	15.9%
% of FP17s for the same patient ID Re-attending between 3 & 9 months - Children	46	206	22.3%	51.5%	59.1%	58.1%
% of FP17s for the same patient ID Re-attending between 3 & 9 months - Adults	138	438	31.5%	47.4%	51.7%	50.6%
% of FP17s for Band 1 Urgent Courses	20	590	3.4%	8.1%	8.0%	9.1%
% of FP17s Relating to Free Repair or Replacements	0	590	0.0%	0.7%	0.8%	0.8%
% of FP17s Relating to Continuations	2	590	0.3%	0.8%	1.0%	1.1%
% of Patients satisfied with the dentistry they have received	2	2	N/A	91.3%	91.5%	91.4%
% of Patients satisfied with the time they had to wait for an appointment	2	2	N/A	90.2%	88.2%	87.7%

* This is based on patients treated on this contract for their most recent course of treatment. Figures in italics indicate the base number of FP17s or Patient Questionnaire responses are less than 100. N/A is shown where the base number of responses is less than 10 during the period. % is calculated as Quantity/Base number*100

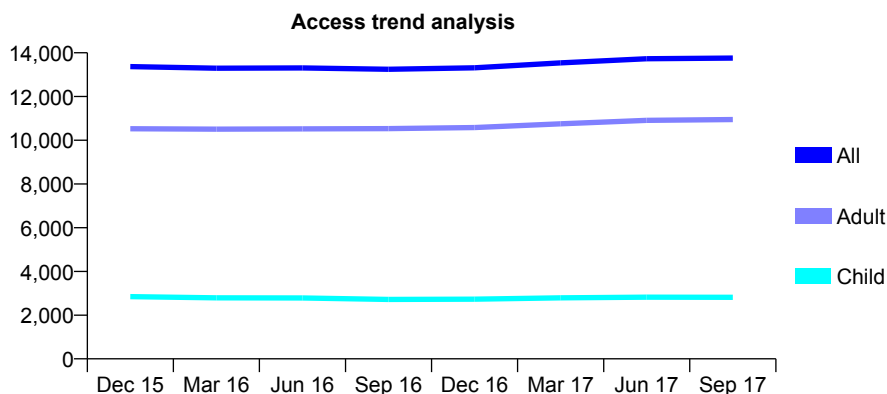
Q54 - Vital Signs At a Glance Contract Report for 619744/0004 - September 2017

Name or company name	MR AM WILLIAMS
Contract type name	GDS Contract
Purpose of contract	General and Orthodontic
Contract start date	01/07/2012
Contract end date	

17/18 Contracted general activity (UDA)	42,273
Carry forward general activity (UDA)	0
17/18 Contracted orthodontic activity (UOA)	1,974
Carry forward orthodontic activity (UOA)	-18
Baseline contract value	£1,113,654.76

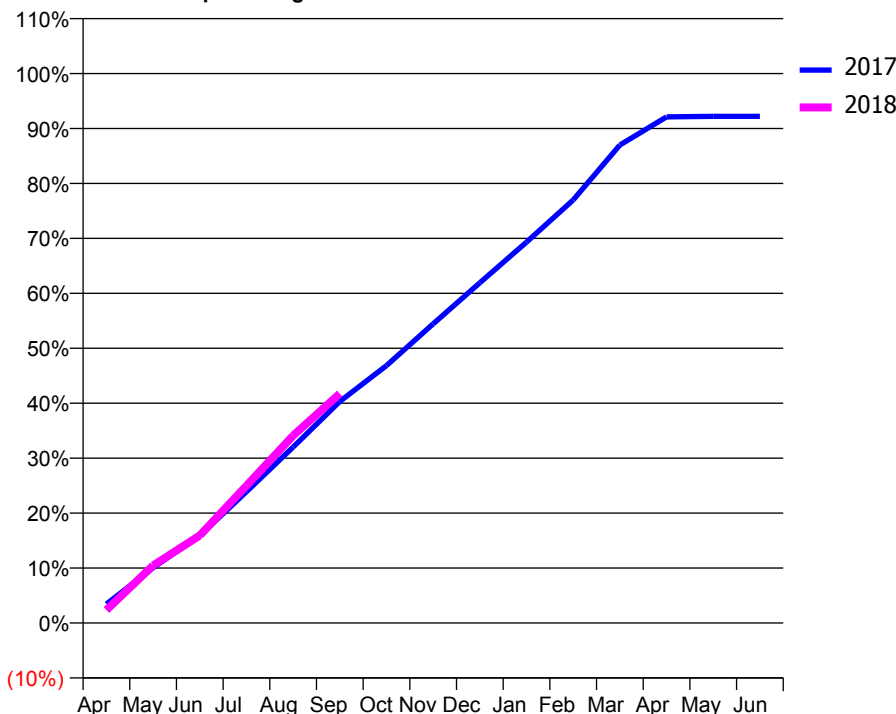
ACCESS*

Patients seen in 24 months	Total	Change since previous quarter
Quarter ending September 2016	13,248	
Quarter ending December 2016	13,315	→
Quarter ending March 2017	13,541	→
Quarter ending June 2017	13,731	→
Quarter ending September 2017	13,762	→
Variance since September 2016	3.9%	↑



ACTIVITY

Cumulative percentage of contracted UDA delivered 2017 & 2018



Month	Adjusted Scheduled Activity (UDA)	
	2017	2018
April	1,460	1,003
May	4,253	4,428
June	6,727	6,737
July	10,102	10,558
August	13,533	14,420
September	17,045	17,653
October	19,806	
November	23,012	
December	26,177	
January	29,302	
February	32,546	
March	36,769	
April	38,940	
May	38,973	
June	38,980	

QUALITY

	Quantity	Base Number	Contract	AT	Region	England
% of FP17s for the same patient ID Re-attending within 3 months - Children	207	2,193	9.4%	9.9%	11.6%	11.9%
% of FP17s for the same patient ID Re-attending within 3 months - Adults	1,385	8,435	16.4%	14.7%	15.2%	15.9%
% of FP17s for the same patient ID Re-attending between 3 & 9 months - Children	1,335	2,193	60.9%	51.5%	59.1%	58.1%
% of FP17s for the same patient ID Re-attending between 3 & 9 months - Adults	5,067	8,435	60.1%	47.4%	51.7%	50.6%
% of FP17s for Band 1 Urgent Courses	743	9,498	7.8%	8.1%	8.0%	9.1%
% of FP17s Relating to Free Repair or Replacements	151	9,498	1.6%	0.7%	0.8%	0.8%
% of FP17s Relating to Continuations	210	9,498	2.2%	0.8%	1.0%	1.1%
% of Patients satisfied with the dentistry they have received	22	26	84.6%	91.3%	91.5%	91.4%
% of Patients satisfied with the time they had to wait for an appointment	25	26	96.2%	90.2%	88.2%	87.7%

* This is based on patients treated on this contract for their most recent course of treatment. Figures in italics indicate the base number of FP17s or Patient Questionnaire responses are less than 100. N/A is shown where the base number of responses is less than 10 during the period. % is calculated as Quantity/Base number*100

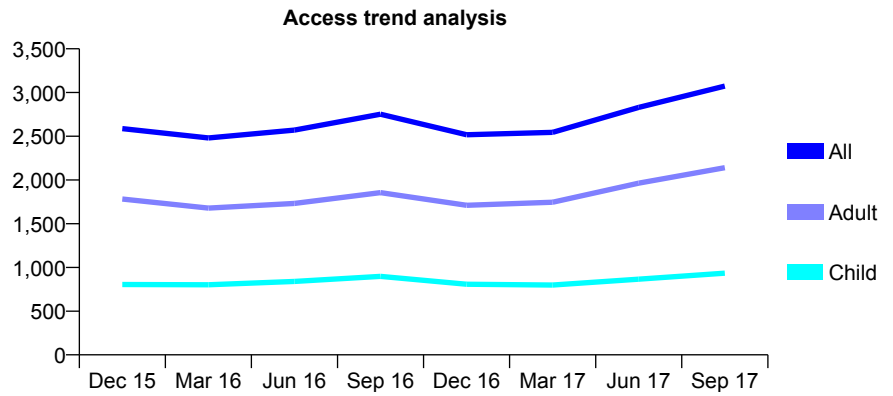
Q54 - Vital Signs At a Glance Contract Report for 629715/0001 - September 2017

Name or company name	MR M GIBBONS
Contract type name	GDS Contract
Purpose of contract	General
Contract start date	01/04/2006
Contract end date	

17/18 Contracted general activity (UDA)	9,814
Carry forward general activity (UDA)	0
17/18 Contracted orthodontic activity (UOA)	0
Carry forward orthodontic activity (UOA)	0
Baseline contract value	£225,174.32

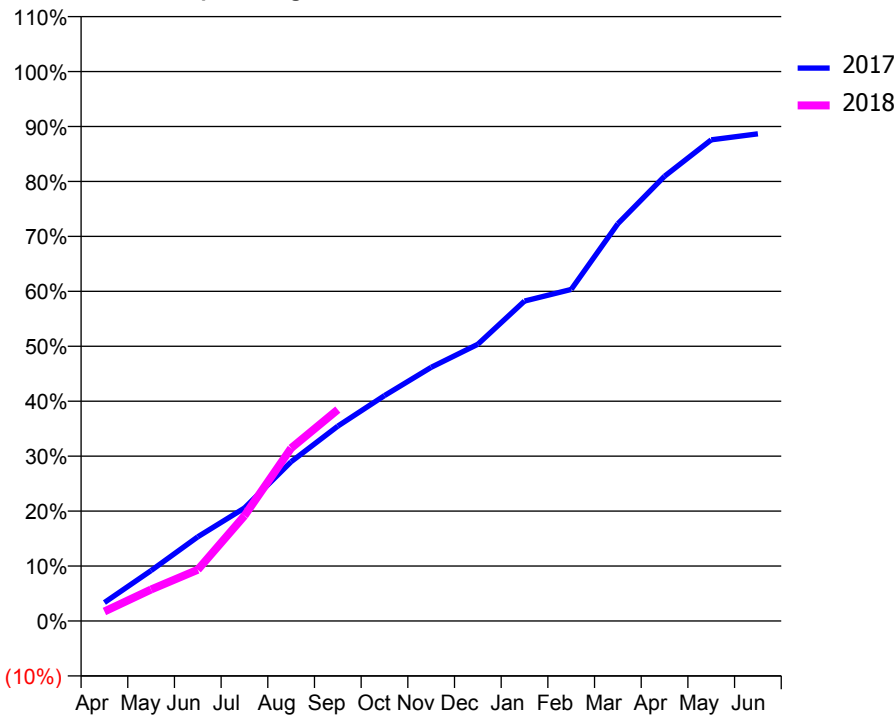
ACCESS*

Patients seen in 24 months	Total	Change since previous quarter
Quarter ending September 2016	2,752	
Quarter ending December 2016	2,517	↓
Quarter ending March 2017	2,545	→
Quarter ending June 2017	2,829	↑
Quarter ending September 2017	3,074	↑
Variance since September 2016	11.7%	↑



ACTIVITY

Cumulative percentage of contracted UDA delivered 2017 & 2018



Month	Adjusted Scheduled Activity (UDA)	
	2017	2018
April	330	171
May	901	563
June	1,505	915
July	2,017	1,880
August	2,845	3,089
September	3,481	3,775
October	4,025	
November	4,530	
December	4,943	
January	5,715	
February	5,923	
March	7,096	
April	7,943	
May	8,593	
June	8,702	

QUALITY

	Quantity	Base Number	Contract	AT	Region	England
% of FP17s for the same patient ID Re-attending within 3 months - Children	49	774	6.3%	9.9%	11.6%	11.9%
% of FP17s for the same patient ID Re-attending within 3 months - Adults	239	1,721	13.9%	14.7%	15.2%	15.9%
% of FP17s for the same patient ID Re-attending between 3 & 9 months - Children	344	774	44.4%	51.5%	59.1%	58.1%
% of FP17s for the same patient ID Re-attending between 3 & 9 months - Adults	626	1,721	36.4%	47.4%	51.7%	50.6%
% of FP17s for Band 1 Urgent Courses	107	1,843	5.8%	8.1%	8.0%	9.1%
% of FP17s Relating to Free Repair or Replacements	9	1,843	0.5%	0.7%	0.8%	0.8%
% of FP17s Relating to Continuations	29	1,843	1.6%	0.8%	1.0%	1.1%
% of Patients satisfied with the dentistry they have received	1	1	N/A	91.3%	91.5%	91.4%
% of Patients satisfied with the time they had to wait for an appointment	1	1	N/A	90.2%	88.2%	87.7%

* This is based on patients treated on this contract for their most recent course of treatment. Figures in italics indicate the base number of FP17s or Patient Questionnaire responses are less than 100. N/A is shown where the base number of responses is less than 10 during the period. % is calculated as Quantity/Base number*100

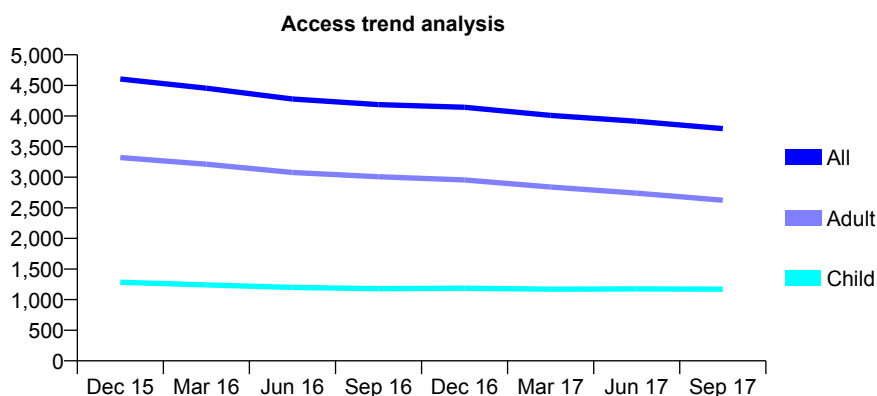
Q54 - Vital Signs At a Glance Contract Report for 629820/0001 - September 2017

Name or company name	MR JW TAYLOR
Contract type name	GDS Contract
Purpose of contract	General
Contract start date	01/04/2006
Contract end date	

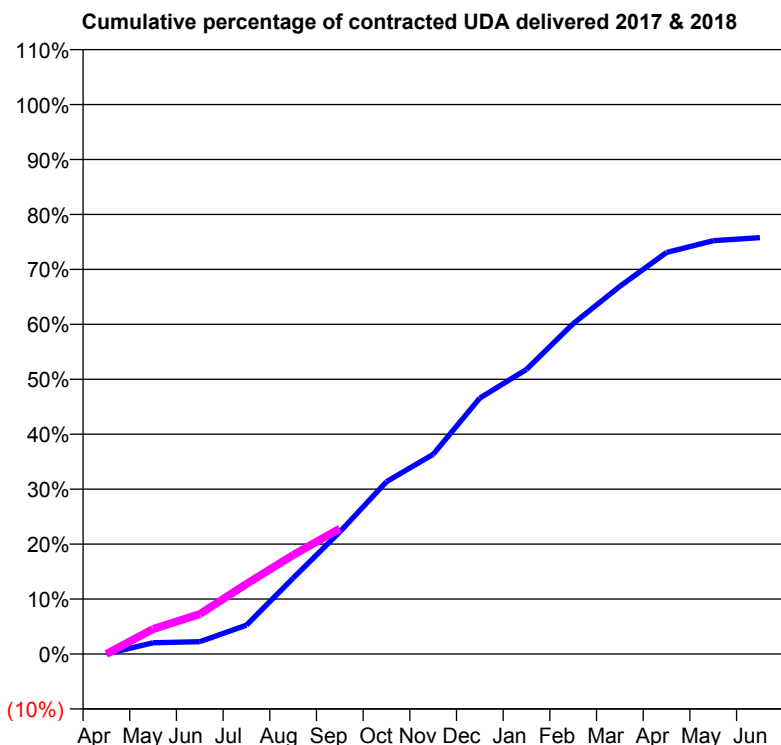
17/18 Contracted general activity (UDA)	16,237
Carry forward general activity (UDA)	0
17/18 Contracted orthodontic activity (UOA)	0
Carry forward orthodontic activity (UOA)	0
Baseline contract value	£376,361.20

ACCESS*

Patients seen in 24 months	Total	Change since previous quarter
Quarter ending September 2016	4,187	
Quarter ending December 2016	4,143	↓
Quarter ending March 2017	4,009	↓
Quarter ending June 2017	3,915	↓
Quarter ending September 2017	3,794	↓
Variance since September 2016	(9.4%)	↓



ACTIVITY



Month	Adjusted Scheduled Activity (UDA)	
	2017	2018
April	4	0
May	331	739
June	363	1,182
July	855	2,070
August	2,243	2,926
September	3,606	3,706
October	5,093	
November	5,901	
December	7,562	
January	8,410	
February	9,762	
March	10,864	
April	11,867	
May	12,213	
June	12,303	

QUALITY

	Quantity	Base Number	Contract	AT	Region	England
% of FP17s for the same patient ID Re-attending within 3 months - Children	33	605	5.5%	9.9%	11.6%	11.9%
% of FP17s for the same patient ID Re-attending within 3 months - Adults	147	1,307	11.2%	14.7%	15.2%	15.9%
% of FP17s for the same patient ID Re-attending between 3 & 9 months - Children	263	605	43.5%	51.5%	59.1%	58.1%
% of FP17s for the same patient ID Re-attending between 3 & 9 months - Adults	636	1,307	48.7%	47.4%	51.7%	50.6%
% of FP17s for Band 1 Urgent Courses	118	1,501	7.9%	8.1%	8.0%	9.1%
% of FP17s Relating to Free Repair or Replacements	2	1,501	0.1%	0.7%	0.8%	0.8%
% of FP17s Relating to Continuations	0	1,501	0.0%	0.8%	1.0%	1.1%
% of Patients satisfied with the dentistry they have received	3	4	N/A	91.3%	91.5%	91.4%
% of Patients satisfied with the time they had to wait for an appointment	2	4	N/A	90.2%	88.2%	87.7%

* This is based on patients treated on this contract for their most recent course of treatment. Figures in italics indicate the base number of FP17s or Patient Questionnaire responses are less than 100. N/A is shown where the base number of responses is less than 10 during the period. % is calculated as Quantity/Base number*100

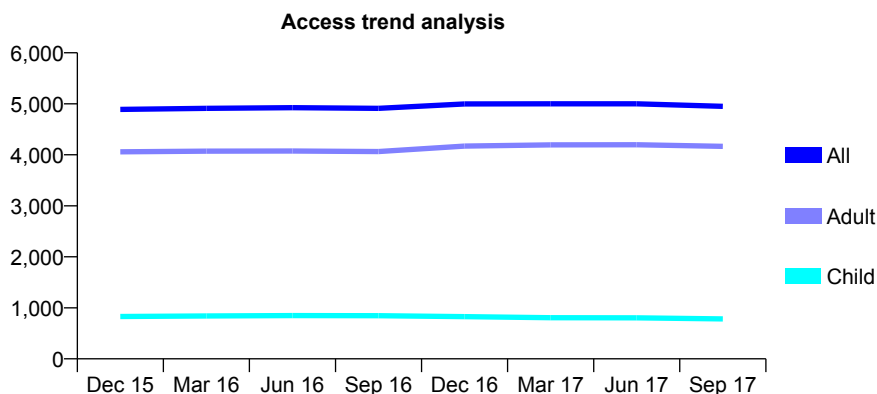
Q54 - Vital Signs At a Glance Contract Report for 630179/0001 - September 2017

Name or company name	MR SG HAMBLETON
Contract type name	GDS Contract
Purpose of contract	General and Orthodontic
Contract start date	01/04/2006
Contract end date	

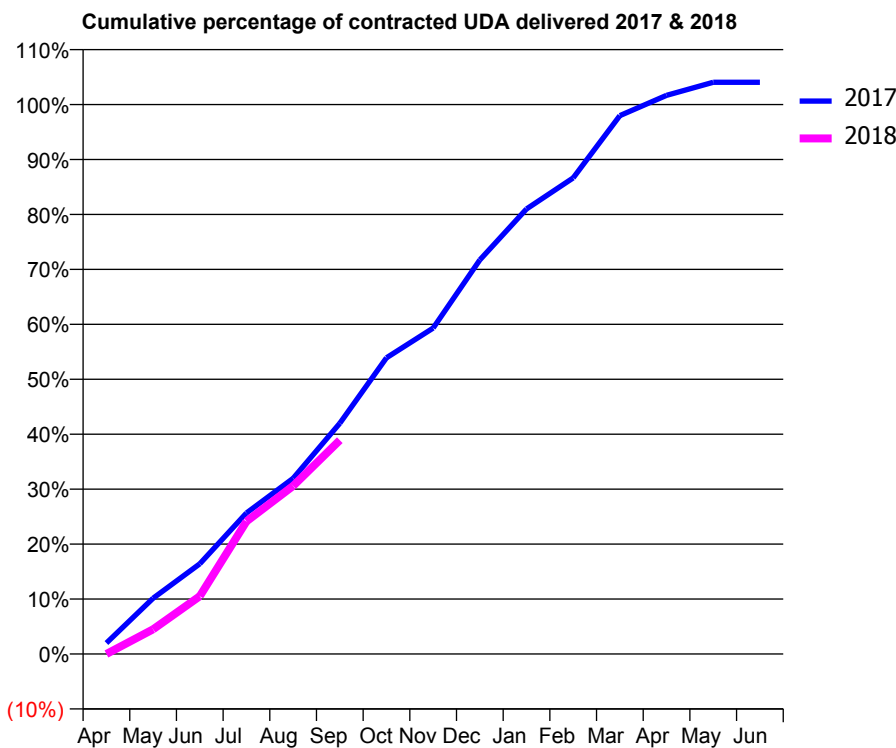
17/18 Contracted general activity (UDA)	13,502
Carry forward general activity (UDA)	0
17/18 Contracted orthodontic activity (UOA)	395
Carry forward orthodontic activity (UOA)	0
Baseline contract value	£351,940.56

ACCESS*

Patients seen in 24 months	Total	Change since previous quarter
Quarter ending September 2016	4,910	
Quarter ending December 2016	4,997	→
Quarter ending March 2017	5,001	→
Quarter ending June 2017	5,001	→
Quarter ending September 2017	4,950	↓
Variance since September 2016	0.8%	→



ACTIVITY



Month	Adjusted Scheduled Activity (UDA)	
	2017	2018
April	270	0
May	1,371	606
June	2,218	1,421
July	3,464	3,258
August	4,316	4,129
September	5,671	5,254
October	7,279	
November	8,009	
December	9,685	
January	10,934	
February	11,700	
March	13,230	
April	13,728	
May	14,047	
June	14,047	

QUALITY

	Quantity	Base Number	Contract	AT	Region	England
% of FP17s for the same patient ID Re-attending within 3 months - Children	24	487	4.9%	9.9%	11.6%	11.9%
% of FP17s for the same patient ID Re-attending within 3 months - Adults	251	2,437	10.3%	14.7%	15.2%	15.9%
% of FP17s for the same patient ID Re-attending between 3 & 9 months - Children	253	487	52.0%	51.5%	59.1%	58.1%
% of FP17s for the same patient ID Re-attending between 3 & 9 months - Adults	1,324	2,437	54.3%	47.4%	51.7%	50.6%
% of FP17s for Band 1 Urgent Courses	61	2,476	2.5%	8.1%	8.0%	9.1%
% of FP17s Relating to Free Repair or Replacements	20	2,476	0.8%	0.7%	0.8%	0.8%
% of FP17s Relating to Continuations	33	2,476	1.3%	0.8%	1.0%	1.1%
% of Patients satisfied with the dentistry they have received	5	5	N/A	91.3%	91.5%	91.4%
% of Patients satisfied with the time they had to wait for an appointment	5	5	N/A	90.2%	88.2%	87.7%

* This is based on patients treated on this contract for their most recent course of treatment. Figures in italics indicate the base number of FP17s or Patient Questionnaire responses are less than 100. N/A is shown where the base number of responses is less than 10 during the period. % is calculated as Quantity/Base number*100

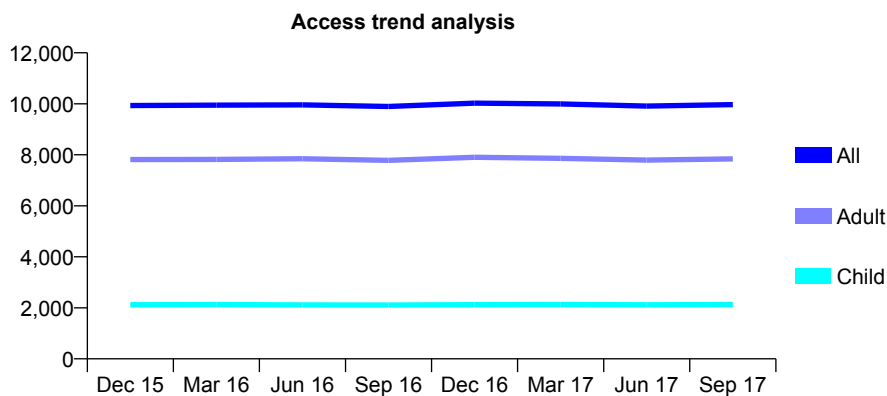
Q54 - Vital Signs At a Glance Contract Report for 631183/0001 - September 2017

Name or company name	MR AJ KIMPTON
Contract type name	GDS Contract
Purpose of contract	General
Contract start date	01/04/2006
Contract end date	

17/18 Contracted general activity (UDA)	26,410
Carry forward general activity (UDA)	-529
17/18 Contracted orthodontic activity (UOA)	0
Carry forward orthodontic activity (UOA)	0
Baseline contract value	£643,738.04

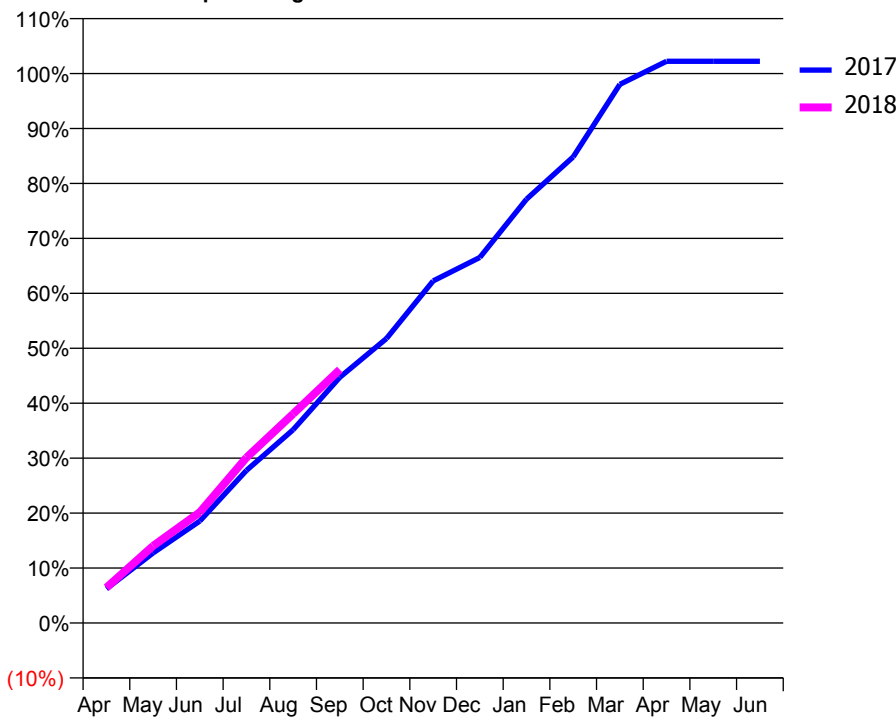
ACCESS*

Patients seen in 24 months	Total	Change since previous quarter
Quarter ending September 2016	9,894	
Quarter ending December 2016	10,028	→
Quarter ending March 2017	9,997	→
Quarter ending June 2017	9,913	→
Quarter ending September 2017	9,970	→
Variance since September 2016	0.8%	→



ACTIVITY

Cumulative percentage of contracted UDA delivered 2017 & 2018



Month	Adjusted Scheduled Activity (UDA)	
	2017	2018
April	1,642	1,704
May	3,368	3,709
June	4,898	5,321
July	7,335	7,947
August	9,292	10,051
September	11,805	12,180
October	13,675	
November	16,443	
December	17,570	
January	20,370	
February	22,404	
March	25,886	
April	26,997	
May	27,000	
June	27,000	

QUALITY

	Quantity	Base Number	Contract	AT	Region	England
% of FP17s for the same patient ID Re-attending within 3 months - Children	111	1,526	7.3%	9.9%	11.6%	11.9%
% of FP17s for the same patient ID Re-attending within 3 months - Adults	720	4,824	14.9%	14.7%	15.2%	15.9%
% of FP17s for the same patient ID Re-attending between 3 & 9 months - Children	795	1,526	52.1%	51.5%	59.1%	58.1%
% of FP17s for the same patient ID Re-attending between 3 & 9 months - Adults	2,350	4,824	48.7%	47.4%	51.7%	50.6%
% of FP17s for Band 1 Urgent Courses	154	5,566	2.8%	8.1%	8.0%	9.1%
% of FP17s Relating to Free Repair or Replacements	34	5,566	0.6%	0.7%	0.8%	0.8%
% of FP17s Relating to Continuations	107	5,566	1.9%	0.8%	1.0%	1.1%
% of Patients satisfied with the dentistry they have received	36	39	92.3%	91.3%	91.5%	91.4%
% of Patients satisfied with the time they had to wait for an appointment	37	39	94.9%	90.2%	88.2%	87.7%

* This is based on patients treated on this contract for their most recent course of treatment. Figures in italics indicate the base number of FP17s or Patient Questionnaire responses are less than 100. N/A is shown where the base number of responses is less than 10 during the period. % is calculated as Quantity/Base number*100

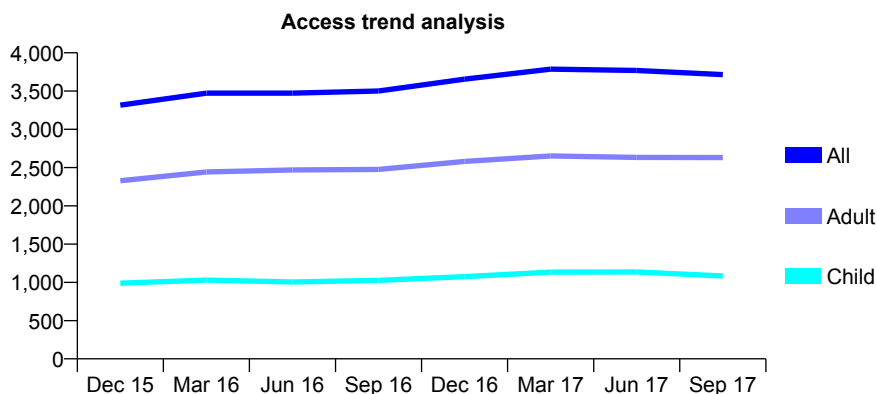
Q54 - Vital Signs At a Glance Contract Report for 638056/0001 - September 2017

Name or company name	Lansdowne Dental
Contract type name	GDS Contract
Purpose of contract	General
Contract start date	01/04/2006
Contract end date	

17/18 Contracted general activity (UDA)	9,422
Carry forward general activity (UDA)	-29
17/18 Contracted orthodontic activity (UOA)	0
Carry forward orthodontic activity (UOA)	0
Baseline contract value	£247,011.97

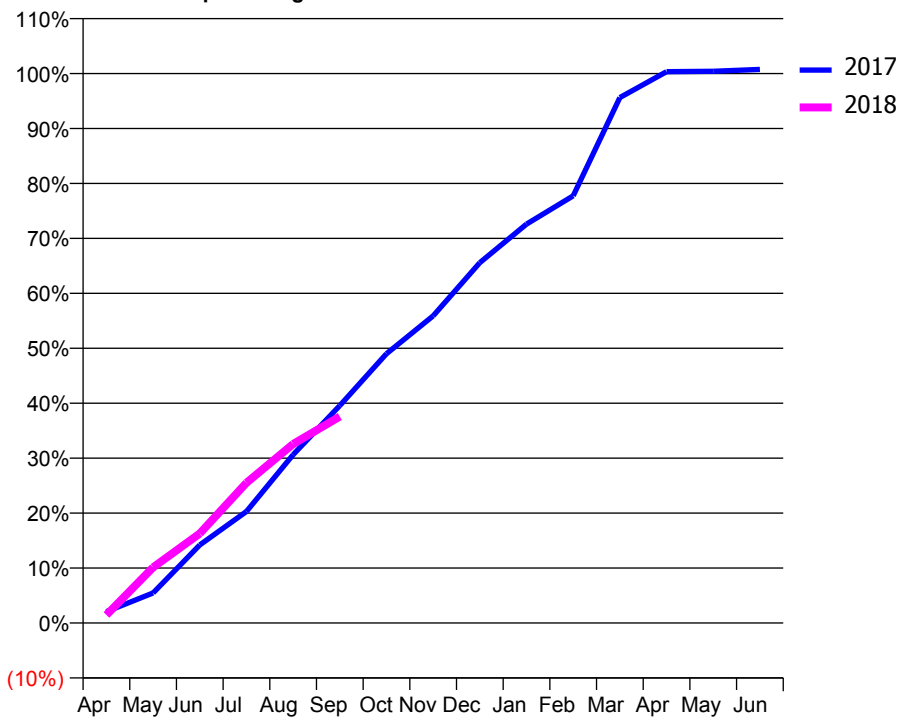
ACCESS*

Patients seen in 24 months	Total	Change since previous quarter
Quarter ending September 2016	3,501	
Quarter ending December 2016	3,655	↑
Quarter ending March 2017	3,786	↑
Quarter ending June 2017	3,769	→
Quarter ending September 2017	3,715	↓
Variance since September 2016	6.1%	↑



ACTIVITY

Cumulative percentage of contracted UDA delivered 2017 & 2018



Month	Adjusted Scheduled Activity (UDA)	
	2017	2018
April	196	139
May	516	954
June	1,338	1,536
July	1,912	2,405
August	2,886	3,068
September	3,728	3,540
October	4,618	
November	5,268	
December	6,179	
January	6,839	
February	7,324	
March	9,009	
April	9,454	
May	9,460	
June	9,491	

QUALITY

	Quantity	Base Number	Contract	AT	Region	England
% of FP17s for the same patient ID Re-attending within 3 months - Children	37	614	6.0%	9.9%	11.6%	11.9%
% of FP17s for the same patient ID Re-attending within 3 months - Adults	127	1,206	10.5%	14.7%	15.2%	15.9%
% of FP17s for the same patient ID Re-attending between 3 & 9 months - Children	288	614	46.9%	51.5%	59.1%	58.1%
% of FP17s for the same patient ID Re-attending between 3 & 9 months - Adults	463	1,206	38.4%	47.4%	51.7%	50.6%
% of FP17s for Band 1 Urgent Courses	72	1,667	4.3%	8.1%	8.0%	9.1%
% of FP17s Relating to Free Repair or Replacements	16	1,667	1.0%	0.7%	0.8%	0.8%
% of FP17s Relating to Continuations	3	1,667	0.2%	0.8%	1.0%	1.1%
% of Patients satisfied with the dentistry they have received	6	6	N/A	91.3%	91.5%	91.4%
% of Patients satisfied with the time they had to wait for an appointment	6	6	N/A	90.2%	88.2%	87.7%

* This is based on patients treated on this contract for their most recent course of treatment. Figures in italics indicate the base number of FP17s or Patient Questionnaire responses are less than 100. N/A is shown where the base number of responses is less than 10 during the period. % is calculated as Quantity/Base number*100

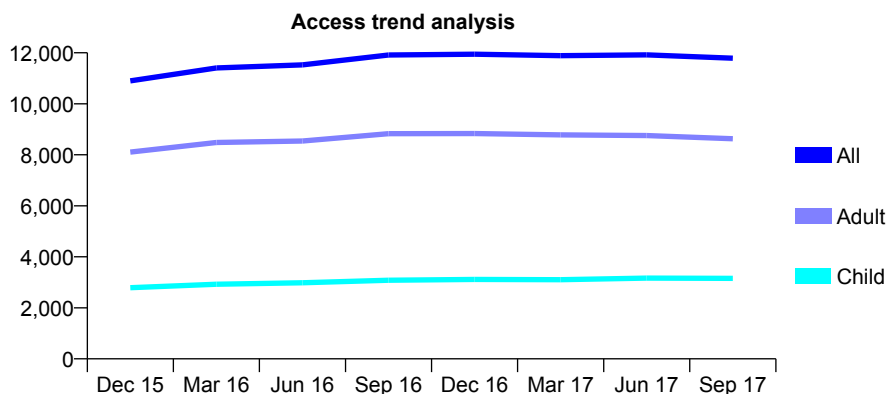
Q54 - Vital Signs At a Glance Contract Report for 638633/0001 - September 2017

Name or company name	Balbir S Bhandal, Amrik S Bhandal & Baljit
Contract type name	GDS Contract
Purpose of contract	General
Contract start date	01/04/2006
Contract end date	

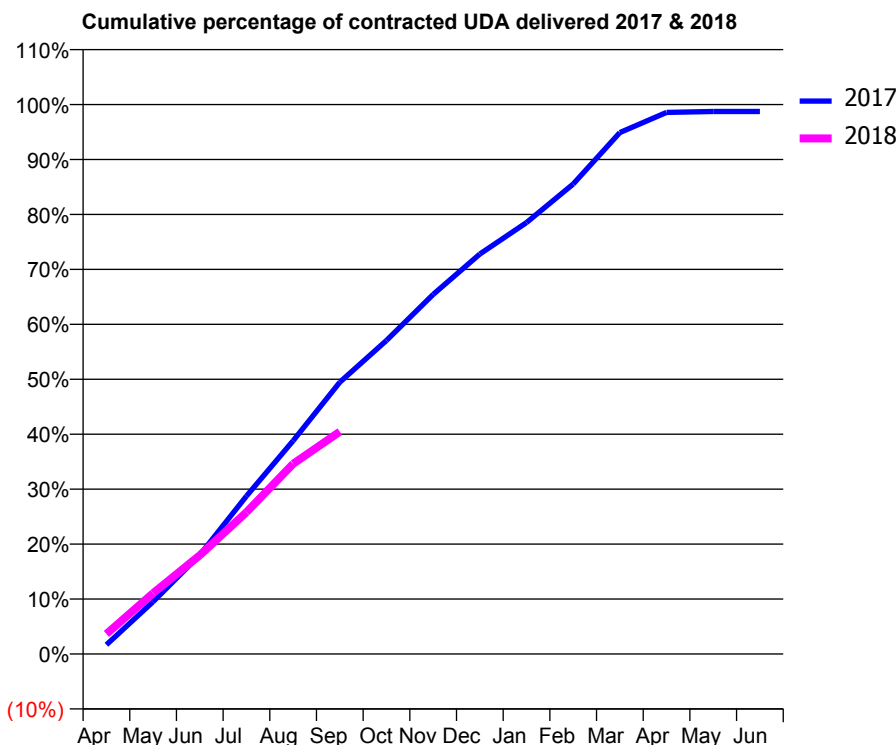
17/18 Contracted general activity (UDA)	45,033
Carry forward general activity (UDA)	0
17/18 Contracted orthodontic activity (UOA)	0
Carry forward orthodontic activity (UOA)	0
Baseline contract value	£1,187,242.09

ACCESS*

Patients seen in 24 months	Total	Change since previous quarter
Quarter ending September 2016	11,913	
Quarter ending December 2016	11,947	→
Quarter ending March 2017	11,887	→
Quarter ending June 2017	11,918	→
Quarter ending September 2017	11,789	↓
Variance since September 2016	(1.0%)	↓



ACTIVITY



Month	Adjusted Scheduled Activity (UDA)	
	2017	2018
April	762	1,640
May	4,290	4,989
June	8,115	8,096
July	12,947	11,617
August	17,477	15,584
September	22,276	18,222
October	25,694	
November	29,470	
December	32,776	
January	35,357	
February	38,518	
March	42,730	
April	44,383	
May	44,456	
June	44,456	

QUALITY

	Quantity	Base Number	Contract	AT	Region	England
% of FP17s for the same patient ID Re-attending within 3 months - Children	74	1,838	4.0%	9.9%	11.6%	11.9%
% of FP17s for the same patient ID Re-attending within 3 months - Adults	388	4,210	9.2%	14.7%	15.2%	15.9%
% of FP17s for the same patient ID Re-attending between 3 & 9 months - Children	732	1,838	39.8%	51.5%	59.1%	58.1%
% of FP17s for the same patient ID Re-attending between 3 & 9 months - Adults	1,401	4,210	33.3%	47.4%	51.7%	50.6%
% of FP17s for Band 1 Urgent Courses	574	5,589	10.3%	8.1%	8.0%	9.1%
% of FP17s Relating to Free Repair or Replacements	45	5,589	0.8%	0.7%	0.8%	0.8%
% of FP17s Relating to Continuations	10	5,589	0.2%	0.8%	1.0%	1.1%
% of Patients satisfied with the dentistry they have received	19	22	86.4%	91.3%	91.5%	91.4%
% of Patients satisfied with the time they had to wait for an appointment	20	22	90.9%	90.2%	88.2%	87.7%

* This is based on patients treated on this contract for their most recent course of treatment. Figures in italics indicate the base number of FP17s or Patient Questionnaire responses are less than 100. N/A is shown where the base number of responses is less than 10 during the period. % is calculated as Quantity/Base number*100

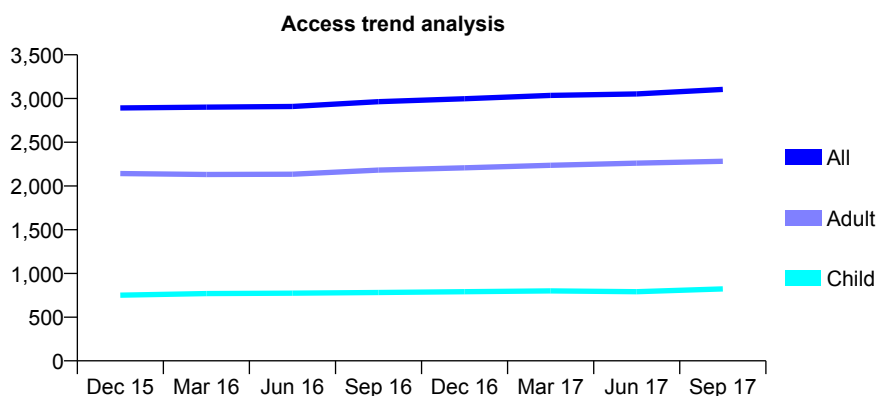
Q54 - Vital Signs At a Glance Contract Report for 638633/0002 - September 2017

Name or company name	Balbir S Bhandal, Amrik S Bhandal & Baljit
Contract type name	GDS Contract
Purpose of contract	General
Contract start date	01/04/2006
Contract end date	

17/18 Contracted general activity (UDA)	9,867
Carry forward general activity (UDA)	166
17/18 Contracted orthodontic activity (UOA)	0
Carry forward orthodontic activity (UOA)	0
Baseline contract value	£220,582.50

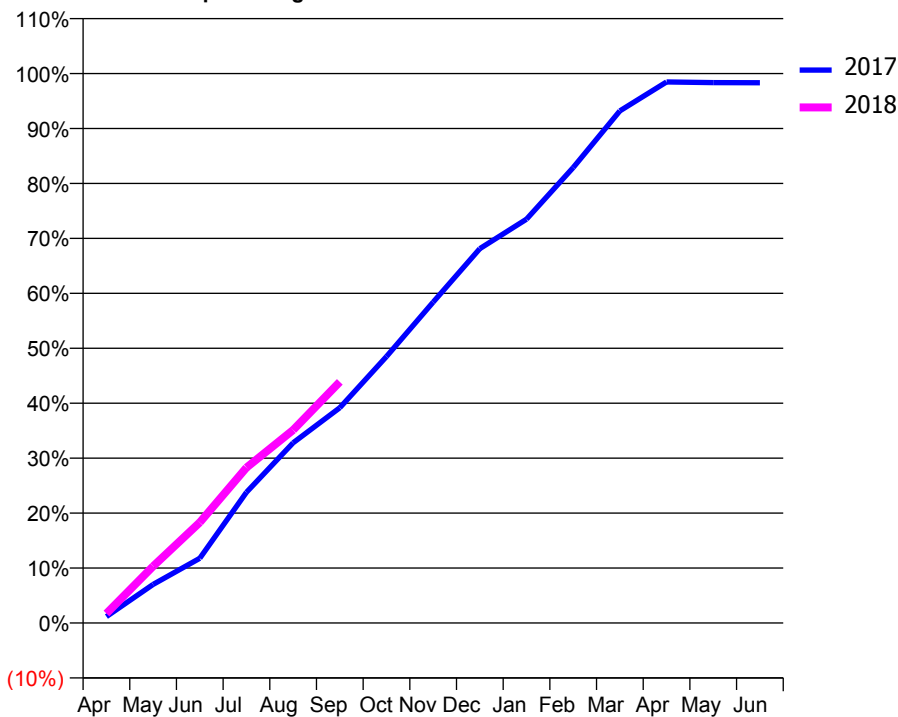
ACCESS*

Patients seen in 24 months	Total	Change since previous quarter
Quarter ending September 2016	2,964	
Quarter ending December 2016	2,998	→
Quarter ending March 2017	3,036	→
Quarter ending June 2017	3,052	→
Quarter ending September 2017	3,105	→
Variance since September 2016	4.8%	↑



ACTIVITY

Cumulative percentage of contracted UDA delivered 2017 & 2018



Adjusted Scheduled Activity (UDA)

Month	2017	2018
April	116	171
May	694	1,019
June	1,162	1,807
July	2,347	2,792
August	3,236	3,467
September	3,866	4,329
October	4,786	
November	5,761	
December	6,721	
January	7,252	
February	8,179	
March	9,196	
April	9,714	
May	9,702	
June	9,700	

QUALITY

	Quantity	Base Number	Contract	AT	Region	England
% of FP17s for the same patient ID Re-attending within 3 months - Children	9	488	1.8%	9.9%	11.6%	11.9%
% of FP17s for the same patient ID Re-attending within 3 months - Adults	66	1,280	5.2%	14.7%	15.2%	15.9%
% of FP17s for the same patient ID Re-attending between 3 & 9 months - Children	190	488	38.9%	51.5%	59.1%	58.1%
% of FP17s for the same patient ID Re-attending between 3 & 9 months - Adults	598	1,280	46.7%	47.4%	51.7%	50.6%
% of FP17s for Band 1 Urgent Courses	81	1,635	5.0%	8.1%	8.0%	9.1%
% of FP17s Relating to Free Repair or Replacements	7	1,635	0.4%	0.7%	0.8%	0.8%
% of FP17s Relating to Continuations	5	1,635	0.3%	0.8%	1.0%	1.1%
% of Patients satisfied with the dentistry they have received	8	10	80.0%	91.3%	91.5%	91.4%
% of Patients satisfied with the time they had to wait for an appointment	10	10	100.0%	90.2%	88.2%	87.7%

* This is based on patients treated on this contract for their most recent course of treatment. Figures in italics indicate the base number of FP17s or Patient Questionnaire responses are less than 100. N/A is shown where the base number of responses is less than 10 during the period. % is calculated as Quantity/Base number*100

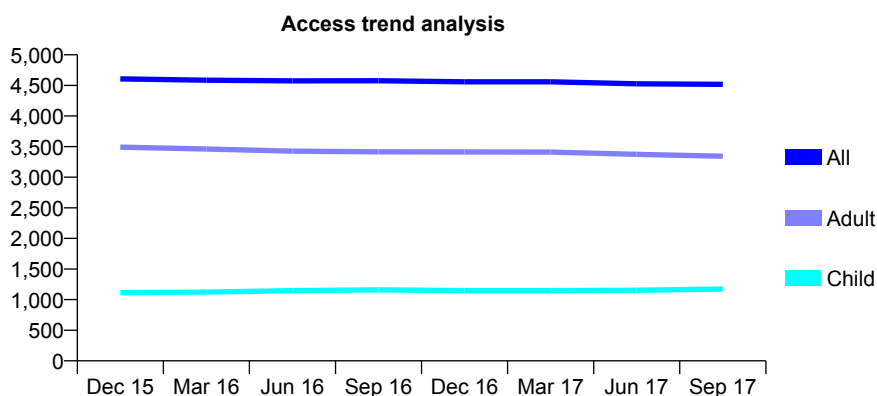
Q54 - Vital Signs At a Glance Contract Report for 638633/0003 - September 2017

Name or company name	Balbir S Bhandal, Amrik S Bhandal & Baljit
Contract type name	GDS Contract
Purpose of contract	General
Contract start date	01/04/2006
Contract end date	

17/18 Contracted general activity (UDA)	13,717
Carry forward general activity (UDA)	220
17/18 Contracted orthodontic activity (UOA)	0
Carry forward orthodontic activity (UOA)	0
Baseline contract value	£344,496.89

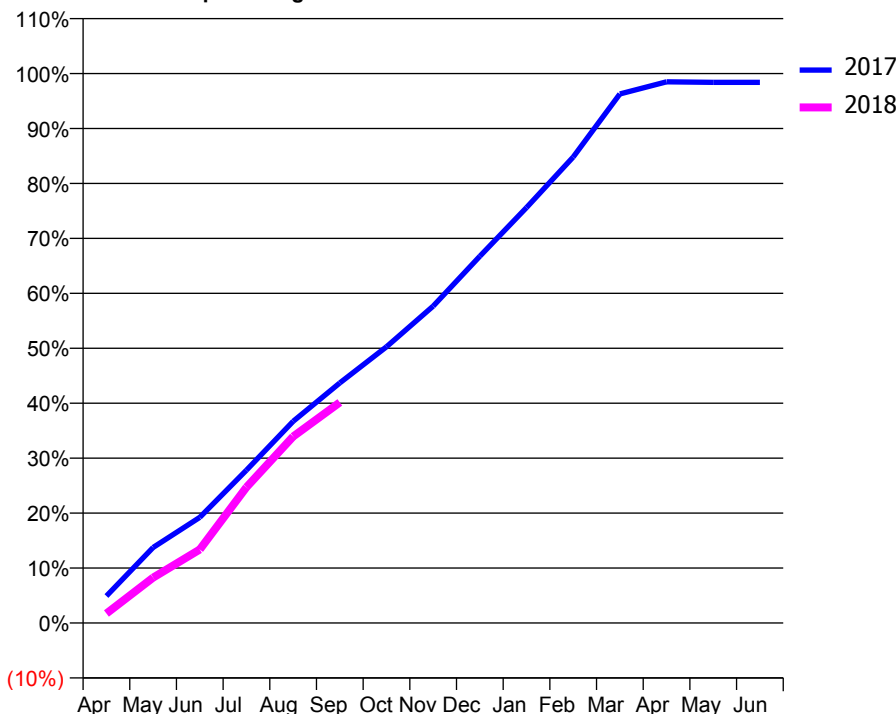
ACCESS*

Patients seen in 24 months	Total	Change since previous quarter
Quarter ending September 2016	4,577	
Quarter ending December 2016	4,559	→
Quarter ending March 2017	4,558	→
Quarter ending June 2017	4,527	→
Quarter ending September 2017	4,518	→
Variance since September 2016	(1.3%)	↓



ACTIVITY

Cumulative percentage of contracted UDA delivered 2017 & 2018



Month	Adjusted Scheduled Activity (UDA)	
	2017	2018
April	672	238
May	1,884	1,134
June	2,638	1,837
July	3,818	3,390
August	5,034	4,655
September	5,994	5,508
October	6,894	
November	7,909	
December	9,155	
January	10,370	
February	11,632	
March	13,207	
April	13,509	
May	13,497	
June	13,497	

QUALITY

	Quantity	Base Number	Contract	AT	Region	England
% of FP17s for the same patient ID Re-attending within 3 months - Children	13	670	1.9%	9.9%	11.6%	11.9%
% of FP17s for the same patient ID Re-attending within 3 months - Adults	103	1,677	6.1%	14.7%	15.2%	15.9%
% of FP17s for the same patient ID Re-attending between 3 & 9 months - Children	274	670	40.9%	51.5%	59.1%	58.1%
% of FP17s for the same patient ID Re-attending between 3 & 9 months - Adults	741	1,677	44.2%	47.4%	51.7%	50.6%
% of FP17s for Band 1 Urgent Courses	102	2,237	4.6%	8.1%	8.0%	9.1%
% of FP17s Relating to Free Repair or Replacements	19	2,237	0.8%	0.7%	0.8%	0.8%
% of FP17s Relating to Continuations	5	2,237	0.2%	0.8%	1.0%	1.1%
% of Patients satisfied with the dentistry they have received	10	10	100.0%	91.3%	91.5%	91.4%
% of Patients satisfied with the time they had to wait for an appointment	8	10	80.0%	90.2%	88.2%	87.7%

* This is based on patients treated on this contract for their most recent course of treatment. Figures in italics indicate the base number of FP17s or Patient Questionnaire responses are less than 100. N/A is shown where the base number of responses is less than 10 during the period. % is calculated as Quantity/Base number*100

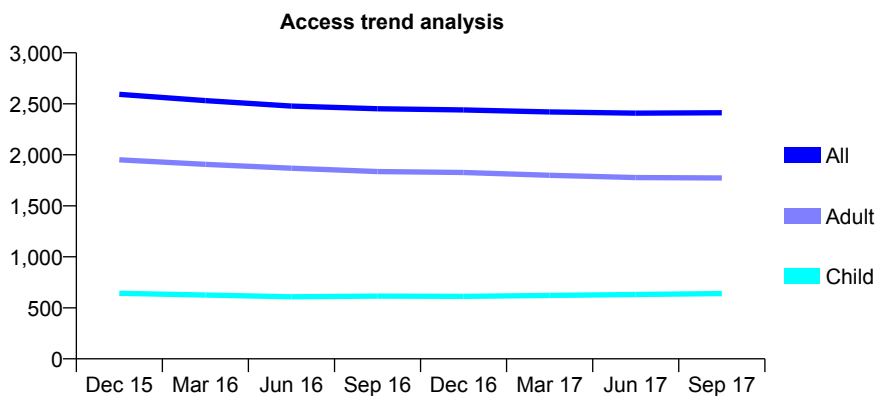
Q54 - Vital Signs At a Glance Contract Report for 638633/0004 - September 2017

Name or company name	Balbir S Bhandal, Amrik S Bhandal & Baljit
Contract type name	GDS Contract
Purpose of contract	General
Contract start date	01/04/2006
Contract end date	

17/18 Contracted general activity (UDA)	7,522
Carry forward general activity (UDA)	-35
17/18 Contracted orthodontic activity (UOA)	0
Carry forward orthodontic activity (UOA)	0
Baseline contract value	£188,854.40

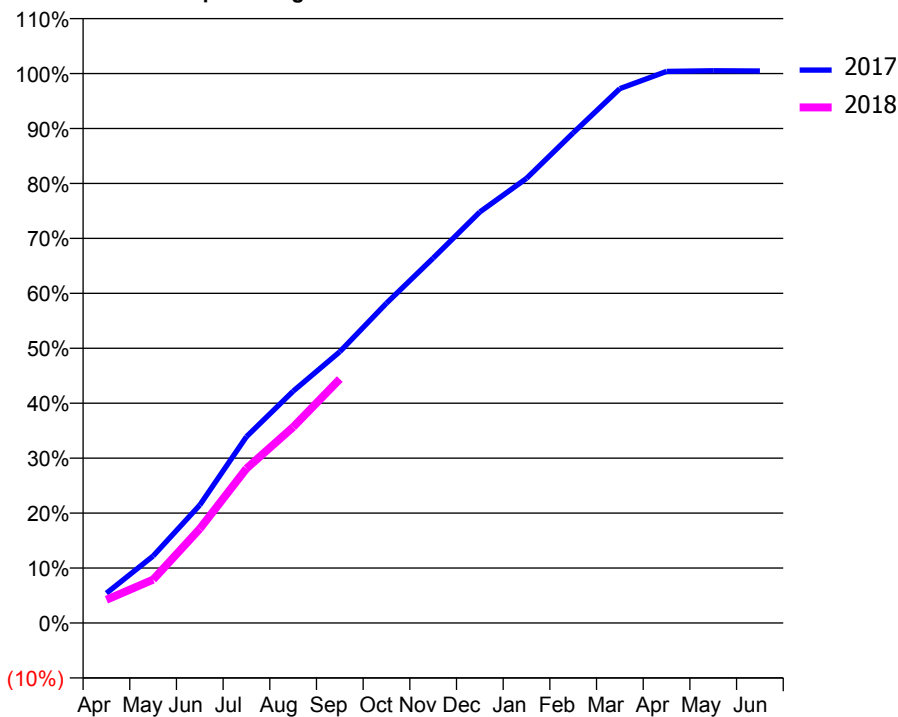
ACCESS*

Patients seen in 24 months	Total	Change since previous quarter
Quarter ending September 2016	2,451	
Quarter ending December 2016	2,440	→
Quarter ending March 2017	2,420	→
Quarter ending June 2017	2,408	→
Quarter ending September 2017	2,413	→
Variance since September 2016	(1.6%)	↓



ACTIVITY

Cumulative percentage of contracted UDA delivered 2017 & 2018



Adjusted Scheduled Activity (UDA)

Month	2017	2018
April	408	318
May	918	594
June	1,614	1,290
July	2,551	2,115
August	3,174	2,683
September	3,714	3,339
October	4,379	
November	4,994	
December	5,626	
January	6,087	
February	6,709	
March	7,316	
April	7,550	
May	7,559	
June	7,557	

QUALITY

	Quantity	Base Number	Contract	AT	Region	England
% of FP17s for the same patient ID Re-attending within 3 months - Children	21	412	5.1%	9.9%	11.6%	11.9%
% of FP17s for the same patient ID Re-attending within 3 months - Adults	92	952	9.7%	14.7%	15.2%	15.9%
% of FP17s for the same patient ID Re-attending between 3 & 9 months - Children	181	412	43.9%	51.5%	59.1%	58.1%
% of FP17s for the same patient ID Re-attending between 3 & 9 months - Adults	383	952	40.2%	47.4%	51.7%	50.6%
% of FP17s for Band 1 Urgent Courses	85	1,268	6.7%	8.1%	8.0%	9.1%
% of FP17s Relating to Free Repair or Replacements	11	1,268	0.9%	0.7%	0.8%	0.8%
% of FP17s Relating to Continuations	8	1,268	0.6%	0.8%	1.0%	1.1%
% of Patients satisfied with the dentistry they have received	3	3	N/A	91.3%	91.5%	91.4%
% of Patients satisfied with the time they had to wait for an appointment	3	3	N/A	90.2%	88.2%	87.7%

* This is based on patients treated on this contract for their most recent course of treatment. Figures in italics indicate the base number of FP17s or Patient Questionnaire responses are less than 100. N/A is shown where the base number of responses is less than 10 during the period. % is calculated as Quantity/Base number*100

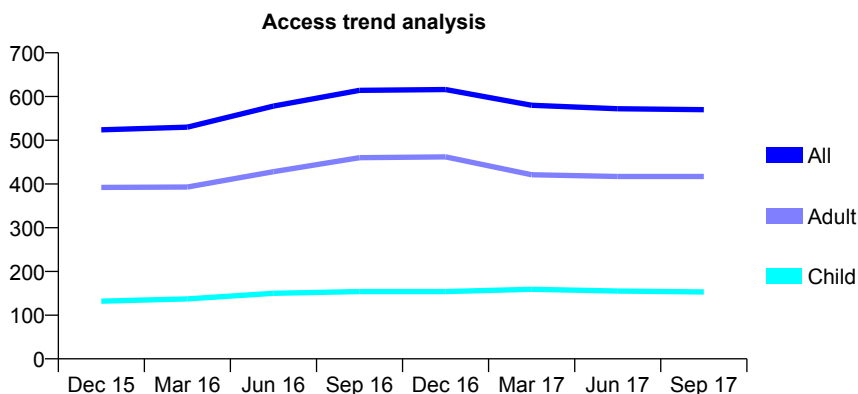
Q54 - Vital Signs At a Glance Contract Report for 638633/0005 - September 2017

Name or company name	Balbir S Bhandal, Amrik S Bhandal & Baljit
Contract type name	GDS Contract
Purpose of contract	General and Orthodontic
Contract start date	01/04/2006
Contract end date	

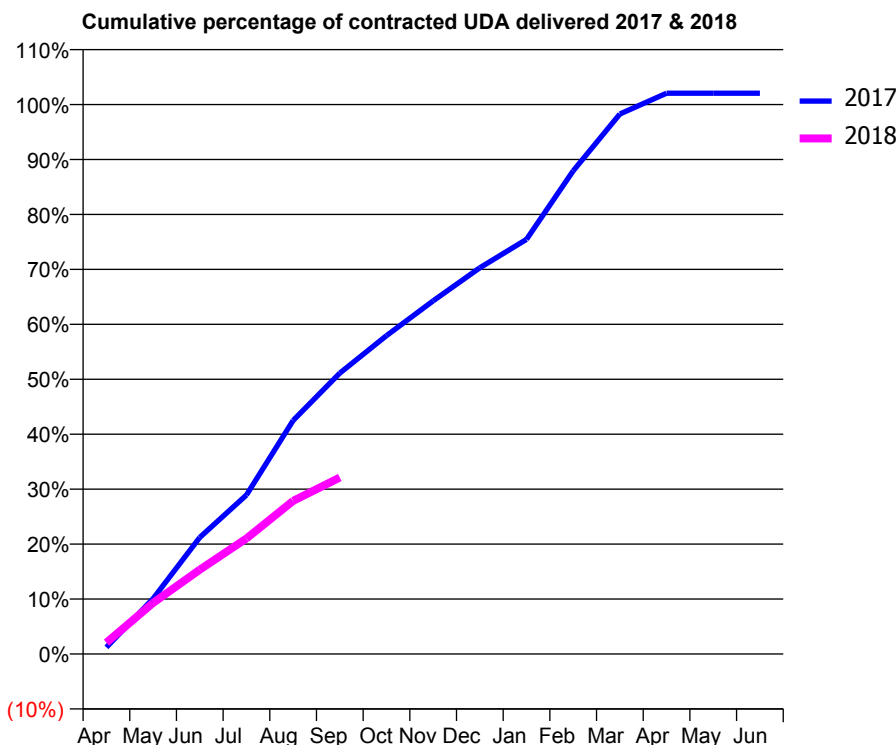
17/18 Contracted general activity (UDA)	2,045
Carry forward general activity (UDA)	0
17/18 Contracted orthodontic activity (UOA)	450
Carry forward orthodontic activity (UOA)	0
Baseline contract value	£75,039.61

ACCESS*

Patients seen in 24 months	Total	Change since previous quarter
Quarter ending September 2016	614	
Quarter ending December 2016	616	→
Quarter ending March 2017	580	↓
Quarter ending June 2017	572	↓
Quarter ending September 2017	570	→
Variance since September 2016	(7.2%)	↓



ACTIVITY



Month	Adjusted Scheduled Activity (UDA)	
	2017	2018
April	25	42
May	206	190
June	434	314
July	592	430
August	869	570
September	1,045	657
October	1,185	
November	1,314	
December	1,438	
January	1,543	
February	1,798	
March	2,010	
April	2,087	
May	2,087	
June	2,087	

QUALITY

	Quantity	Base Number	Contract	AT	Region	England
% of FP17s for the same patient ID Re-attending within 3 months - Children	18	146	12.3%	9.9%	11.6%	11.9%
% of FP17s for the same patient ID Re-attending within 3 months - Adults	29	261	11.1%	14.7%	15.2%	15.9%
% of FP17s for the same patient ID Re-attending between 3 & 9 months - Children	60	146	41.1%	51.5%	59.1%	58.1%
% of FP17s for the same patient ID Re-attending between 3 & 9 months - Adults	162	261	62.1%	47.4%	51.7%	50.6%
% of FP17s for Band 1 Urgent Courses	9	349	2.6%	8.1%	8.0%	9.1%
% of FP17s Relating to Free Repair or Replacements	1	349	0.3%	0.7%	0.8%	0.8%
% of FP17s Relating to Continuations	4	349	1.1%	0.8%	1.0%	1.1%
% of Patients satisfied with the dentistry they have received	0	0	N/A	91.3%	91.5%	91.4%
% of Patients satisfied with the time they had to wait for an appointment	0	0	N/A	90.2%	88.2%	87.7%

* This is based on patients treated on this contract for their most recent course of treatment. Figures in italics indicate the base number of FP17s or Patient Questionnaire responses are less than 100. N/A is shown where the base number of responses is less than 10 during the period. % is calculated as Quantity/Base number*100

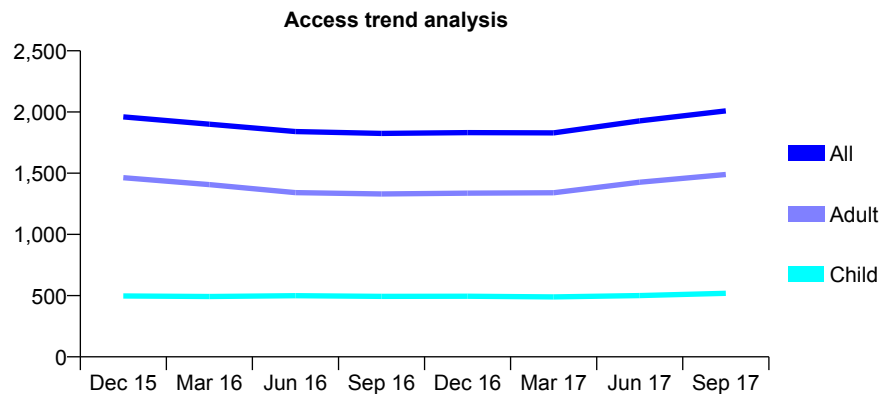
Q54 - Vital Signs At a Glance Contract Report for 638633/0006 - September 2017

Name or company name	Balbir S Bhandal, Amrik S Bhandal & Baljit
Contract type name	GDS Contract
Purpose of contract	General
Contract start date	01/04/2006
Contract end date	

17/18 Contracted general activity (UDA)	6,103
Carry forward general activity (UDA)	0
17/18 Contracted orthodontic activity (UOA)	0
Carry forward orthodontic activity (UOA)	0
Baseline contract value	£133,397.84

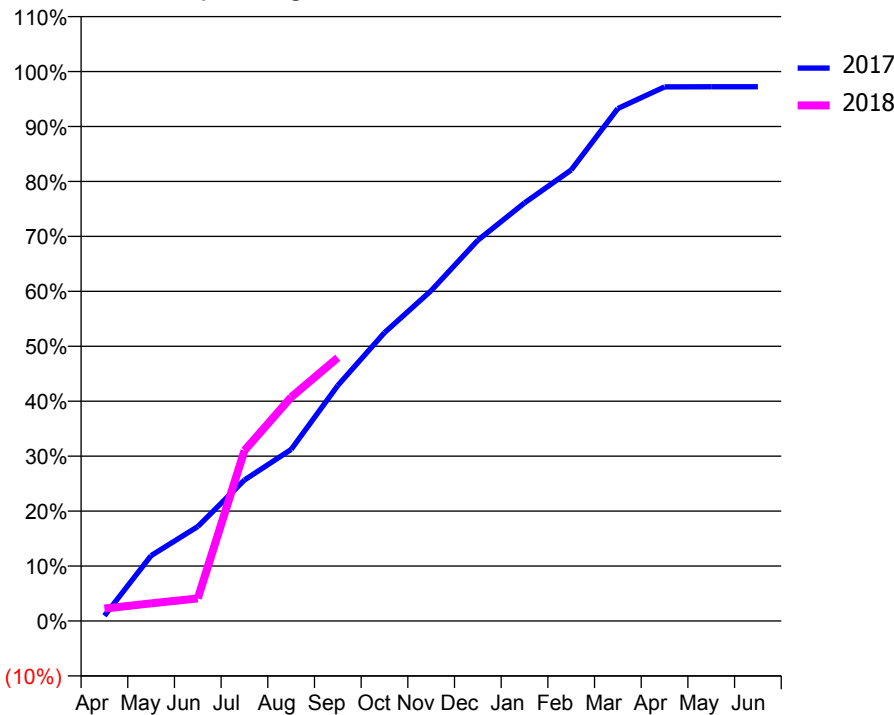
ACCESS*

Patients seen in 24 months	Total	Change since previous quarter
Quarter ending September 2016	1,825	
Quarter ending December 2016	1,832	→
Quarter ending March 2017	1,830	→
Quarter ending June 2017	1,928	↑
Quarter ending September 2017	2,009	↑
Variance since September 2016	10.1%	↑



ACTIVITY

Cumulative percentage of contracted UDA delivered 2017 & 2018



Month	Adjusted Scheduled Activity (UDA)	
	2017	2018
April	59	139
May	727	197
June	1,050	251
July	1,566	1,894
August	1,905	2,486
September	2,616	2,924
October	3,202	
November	3,669	
December	4,228	
January	4,644	
February	5,009	
March	5,693	
April	5,933	
May	5,934	
June	5,934	

QUALITY

	Quantity	Base Number	Contract	AT	Region	England
% of FP17s for the same patient ID Re-attending within 3 months - Children	6	331	1.8%	9.9%	11.6%	11.9%
% of FP17s for the same patient ID Re-attending within 3 months - Adults	55	929	5.9%	14.7%	15.2%	15.9%
% of FP17s for the same patient ID Re-attending between 3 & 9 months - Children	153	331	46.2%	51.5%	59.1%	58.1%
% of FP17s for the same patient ID Re-attending between 3 & 9 months - Adults	309	929	33.3%	47.4%	51.7%	50.6%
% of FP17s for Band 1 Urgent Courses	62	1,194	5.2%	8.1%	8.0%	9.1%
% of FP17s Relating to Free Repair or Replacements	4	1,194	0.3%	0.7%	0.8%	0.8%
% of FP17s Relating to Continuations	5	1,194	0.4%	0.8%	1.0%	1.1%
% of Patients satisfied with the dentistry they have received	3	3	N/A	91.3%	91.5%	91.4%
% of Patients satisfied with the time they had to wait for an appointment	3	3	N/A	90.2%	88.2%	87.7%

* This is based on patients treated on this contract for their most recent course of treatment. Figures in italics indicate the base number of FP17s or Patient Questionnaire responses are less than 100. N/A is shown where the base number of responses is less than 10 during the period. % is calculated as Quantity/Base number*100

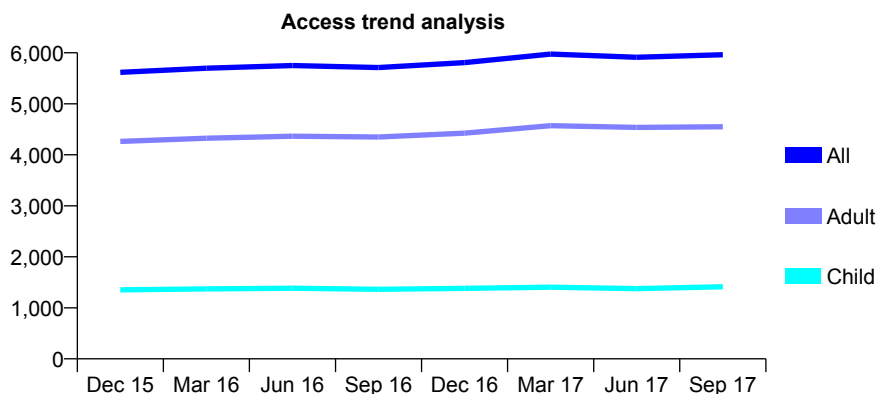
Q54 - Vital Signs At a Glance Contract Report for 638633/0007 - September 2017

Name or company name	Balbir S Bhandal, Amrik S Bhandal & Baljit
Contract type name	GDS Contract
Purpose of contract	General
Contract start date	01/04/2006
Contract end date	

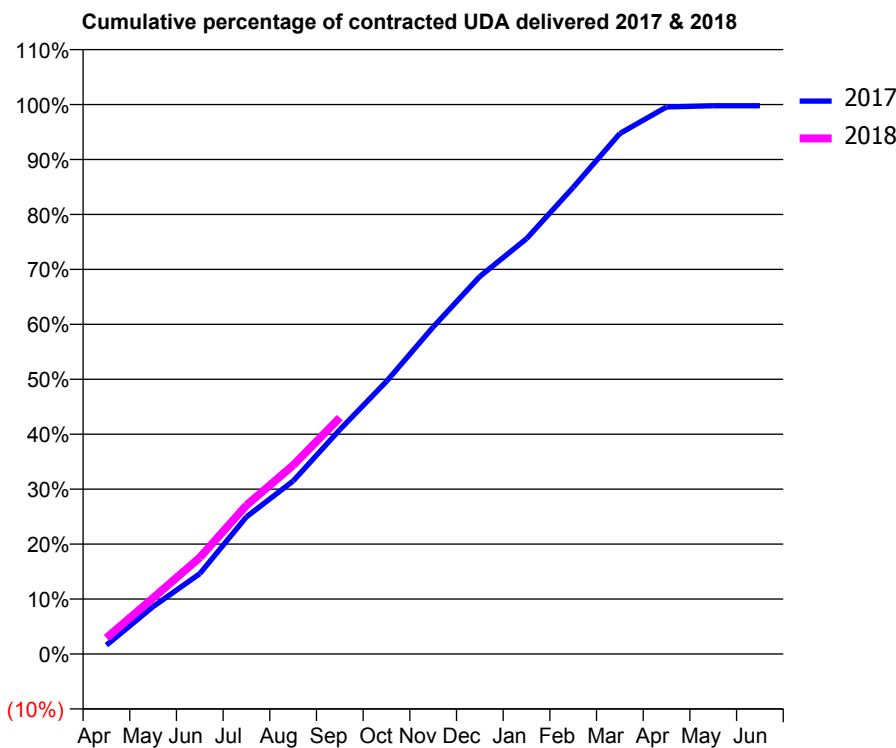
17/18 Contracted general activity (UDA)	19,396
Carry forward general activity (UDA)	41
17/18 Contracted orthodontic activity (UOA)	0
Carry forward orthodontic activity (UOA)	0
Baseline contract value	£449,904.20

ACCESS*

Patients seen in 24 months	Total	Change since previous quarter
Quarter ending September 2016	5,711	
Quarter ending December 2016	5,807	→
Quarter ending March 2017	5,974	↑
Quarter ending June 2017	5,912	↓
Quarter ending September 2017	5,962	→
Variance since September 2016	4.4%	↑



ACTIVITY



Adjusted Scheduled Activity (UDA)		
Month	2017	2018
April	315	568
May	1,672	1,980
June	2,838	3,403
July	4,840	5,252
August	6,108	6,664
September	7,920	8,342
October	9,625	
November	11,542	
December	13,329	
January	14,657	
February	16,473	
March	18,373	
April	19,312	
May	19,354	
June	19,354	

QUALITY

	Quantity	Base Number	Contract	AT	Region	England
% of FP17s for the same patient ID Re-attending within 3 months - Children	58	954	6.1%	9.9%	11.6%	11.9%
% of FP17s for the same patient ID Re-attending within 3 months - Adults	336	2,698	12.5%	14.7%	15.2%	15.9%
% of FP17s for the same patient ID Re-attending between 3 & 9 months - Children	464	954	48.6%	51.5%	59.1%	58.1%
% of FP17s for the same patient ID Re-attending between 3 & 9 months - Adults	1,263	2,698	46.8%	47.4%	51.7%	50.6%
% of FP17s for Band 1 Urgent Courses	176	3,292	5.3%	8.1%	8.0%	9.1%
% of FP17s Relating to Free Repair or Replacements	33	3,292	1.0%	0.7%	0.8%	0.8%
% of FP17s Relating to Continuations	38	3,292	1.2%	0.8%	1.0%	1.1%
% of Patients satisfied with the dentistry they have received	7	7	N/A	91.3%	91.5%	91.4%
% of Patients satisfied with the time they had to wait for an appointment	7	7	N/A	90.2%	88.2%	87.7%

* This is based on patients treated on this contract for their most recent course of treatment. Figures in italics indicate the base number of FP17s or Patient Questionnaire responses are less than 100. N/A is shown where the base number of responses is less than 10 during the period. % is calculated as Quantity/Base number*100

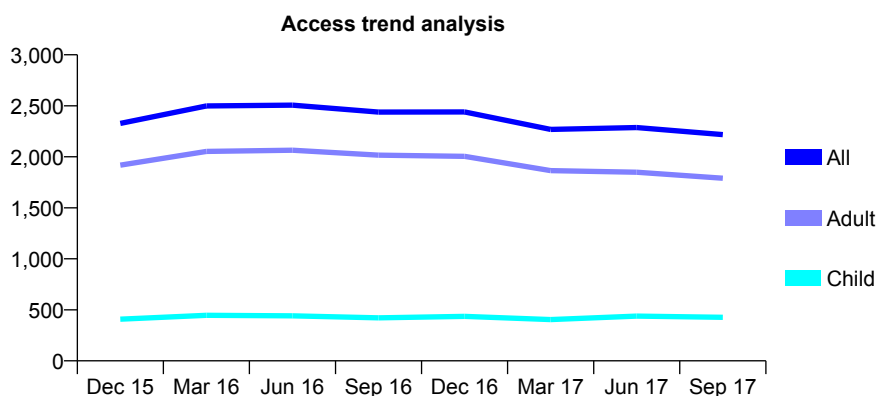
Q54 - Vital Signs At a Glance Contract Report for 638633/0008 - September 2017

Name or company name	Balbir S Bhandal, Amrik S Bhandal & Baljit
Contract type name	GDS Contract
Purpose of contract	General
Contract start date	01/04/2006
Contract end date	

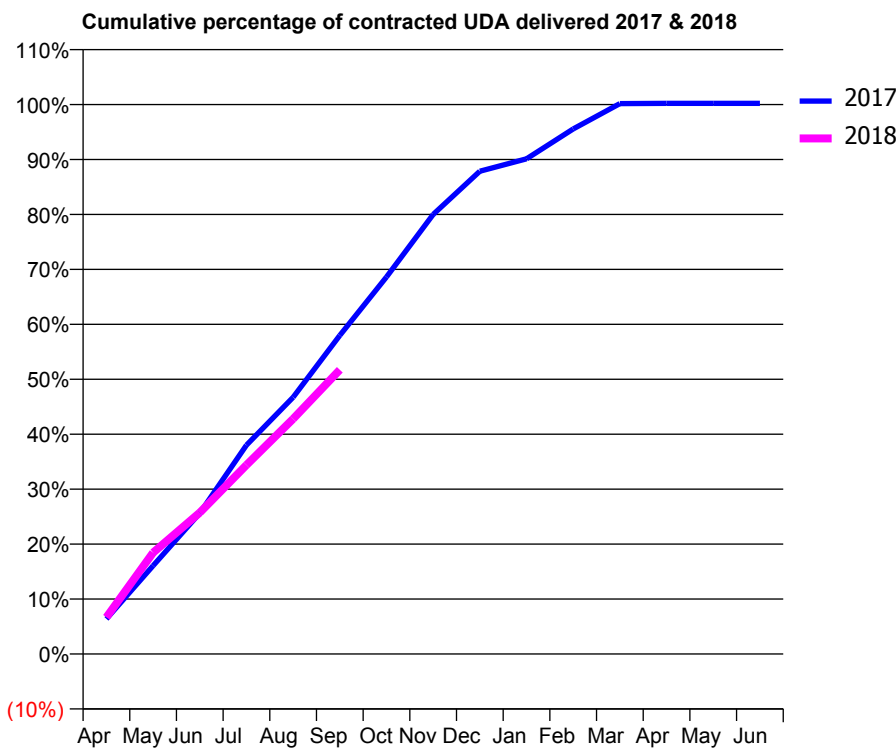
17/18 Contracted general activity (UDA)	9,466
Carry forward general activity (UDA)	-20
17/18 Contracted orthodontic activity (UOA)	0
Carry forward orthodontic activity (UOA)	0
Baseline contract value	£230,082.61

ACCESS*

Patients seen in 24 months	Total	Change since previous quarter
Quarter ending September 2016	2,438	
Quarter ending December 2016	2,440	→
Quarter ending March 2017	2,269	↓
Quarter ending June 2017	2,287	→
Quarter ending September 2017	2,217	↓
Variance since September 2016	(9.1%)	↓



ACTIVITY



Month	Adjusted Scheduled Activity (UDA)	
	2017	2018
April	606	633
May	1,522	1,748
June	2,427	2,436
July	3,598	3,256
August	4,422	4,050
September	5,489	4,897
October	6,495	
November	7,573	
December	8,316	
January	8,529	
February	9,044	
March	9,482	
April	9,486	
May	9,486	
June	9,486	

QUALITY

	Quantity	Base Number	Contract	AT	Region	England
% of FP17s for the same patient ID Re-attending within 3 months - Children	6	260	2.3%	9.9%	11.6%	11.9%
% of FP17s for the same patient ID Re-attending within 3 months - Adults	47	854	5.5%	14.7%	15.2%	15.9%
% of FP17s for the same patient ID Re-attending between 3 & 9 months - Children	91	260	35.0%	51.5%	59.1%	58.1%
% of FP17s for the same patient ID Re-attending between 3 & 9 months - Adults	340	854	39.8%	47.4%	51.7%	50.6%
% of FP17s for Band 1 Urgent Courses	44	1,112	4.0%	8.1%	8.0%	9.1%
% of FP17s Relating to Free Repair or Replacements	0	1,112	0.0%	0.7%	0.8%	0.8%
% of FP17s Relating to Continuations	4	1,112	0.4%	0.8%	1.0%	1.1%
% of Patients satisfied with the dentistry they have received	8	8	N/A	91.3%	91.5%	91.4%
% of Patients satisfied with the time they had to wait for an appointment	8	8	N/A	90.2%	88.2%	87.7%

* This is based on patients treated on this contract for their most recent course of treatment. Figures in italics indicate the base number of FP17s or Patient Questionnaire responses are less than 100. N/A is shown where the base number of responses is less than 10 during the period. % is calculated as Quantity/Base number*100

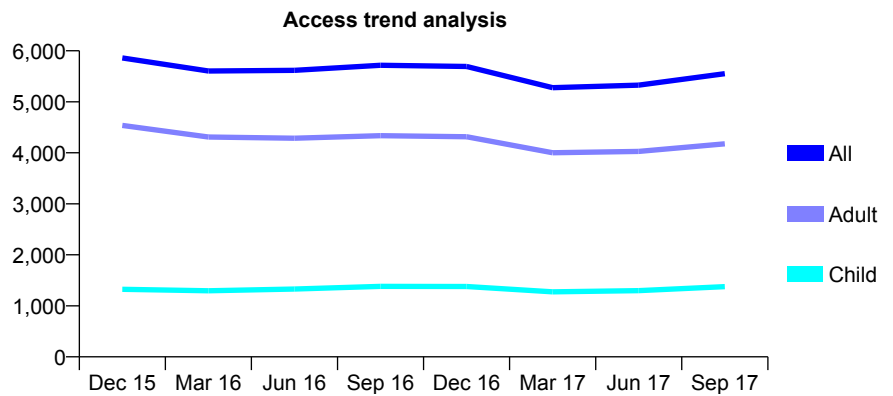
Q54 - Vital Signs At a Glance Contract Report for 638633/0009 - September 2017

Name or company name	Balbir S Bhandal, Amrik S Bhandal & Baljit
Contract type name	GDS Contract
Purpose of contract	General
Contract start date	01/04/2006
Contract end date	

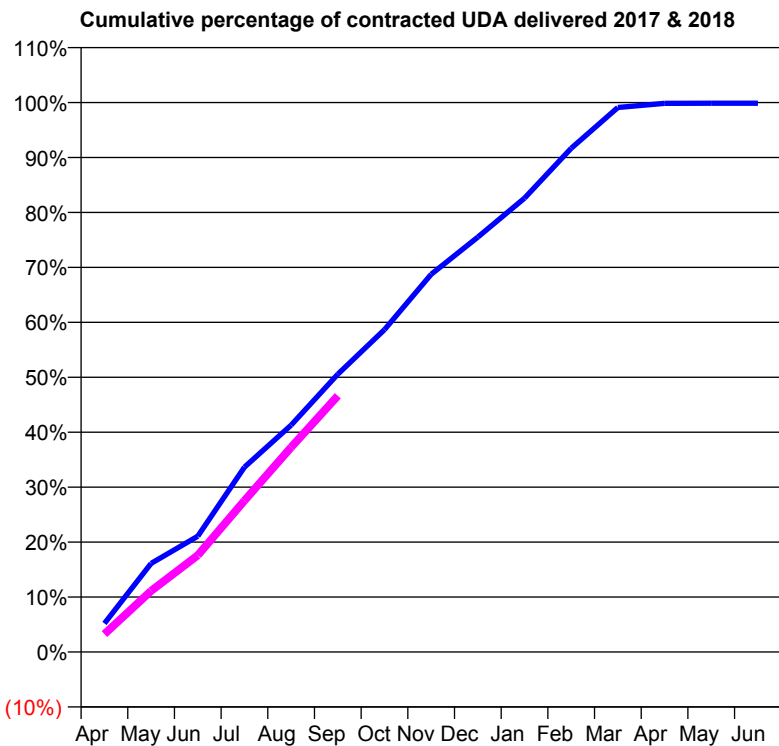
17/18 Contracted general activity (UDA)	18,695
Carry forward general activity (UDA)	22
17/18 Contracted orthodontic activity (UOA)	0
Carry forward orthodontic activity (UOA)	0
Baseline contract value	£435,906.41

ACCESS*

Patients seen in 24 months	Total	Change since previous quarter
Quarter ending September 2016	5,717	
Quarter ending December 2016	5,693	→
Quarter ending March 2017	5,276	↓
Quarter ending June 2017	5,327	→
Quarter ending September 2017	5,552	↑
Variance since September 2016	(2.9%)	↓



ACTIVITY



Month	Adjusted Scheduled Activity (UDA)	
	2017	2018
April	975	611
May	3,016	2,082
June	3,941	3,291
July	6,289	5,152
August	7,720	6,965
September	9,450	8,718
October	10,967	
November	12,851	
December	14,116	
January	15,440	
February	17,136	
March	18,526	
April	18,665	
May	18,672	
June	18,672	

QUALITY

	Quantity	Base Number	Contract	AT	Region	England
% of FP17s for the same patient ID Re-attending within 3 months - Children	30	1,015	3.0%	9.9%	11.6%	11.9%
% of FP17s for the same patient ID Re-attending within 3 months - Adults	200	2,577	7.8%	14.7%	15.2%	15.9%
% of FP17s for the same patient ID Re-attending between 3 & 9 months - Children	478	1,015	47.1%	51.5%	59.1%	58.1%
% of FP17s for the same patient ID Re-attending between 3 & 9 months - Adults	1,135	2,577	44.0%	47.4%	51.7%	50.6%
% of FP17s for Band 1 Urgent Courses	225	3,560	6.3%	8.1%	8.0%	9.1%
% of FP17s Relating to Free Repair or Replacements	34	3,560	1.0%	0.7%	0.8%	0.8%
% of FP17s Relating to Continuations	12	3,560	0.3%	0.8%	1.0%	1.1%
% of Patients satisfied with the dentistry they have received	12	12	100.0%	91.3%	91.5%	91.4%
% of Patients satisfied with the time they had to wait for an appointment	12	12	100.0%	90.2%	88.2%	87.7%

* This is based on patients treated on this contract for their most recent course of treatment. Figures in italics indicate the base number of FP17s or Patient Questionnaire responses are less than 100. N/A is shown where the base number of responses is less than 10 during the period. % is calculated as Quantity/Base number*100

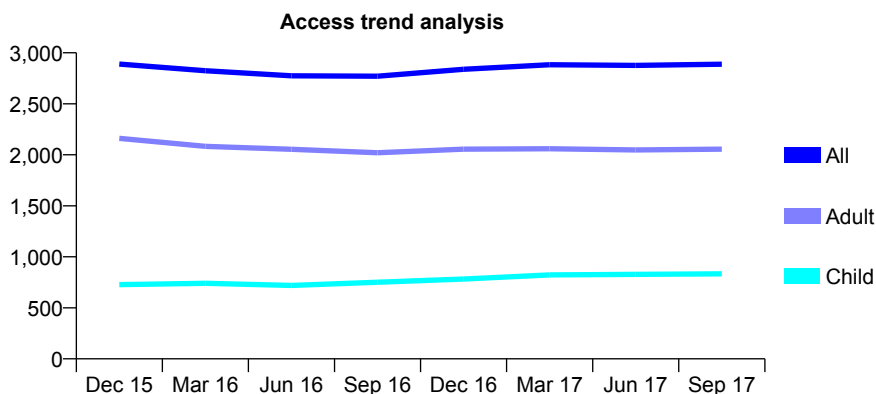
Q54 - Vital Signs At a Glance Contract Report for 638633/0010 - September 2017

Name or company name	Balbir S Bhandal, Amrik S Bhandal & Baljit
Contract type name	GDS Contract
Purpose of contract	General
Contract start date	01/04/2006
Contract end date	

17/18 Contracted general activity (UDA)	11,660
Carry forward general activity (UDA)	302
17/18 Contracted orthodontic activity (UOA)	0
Carry forward orthodontic activity (UOA)	0
Baseline contract value	£302,190.53

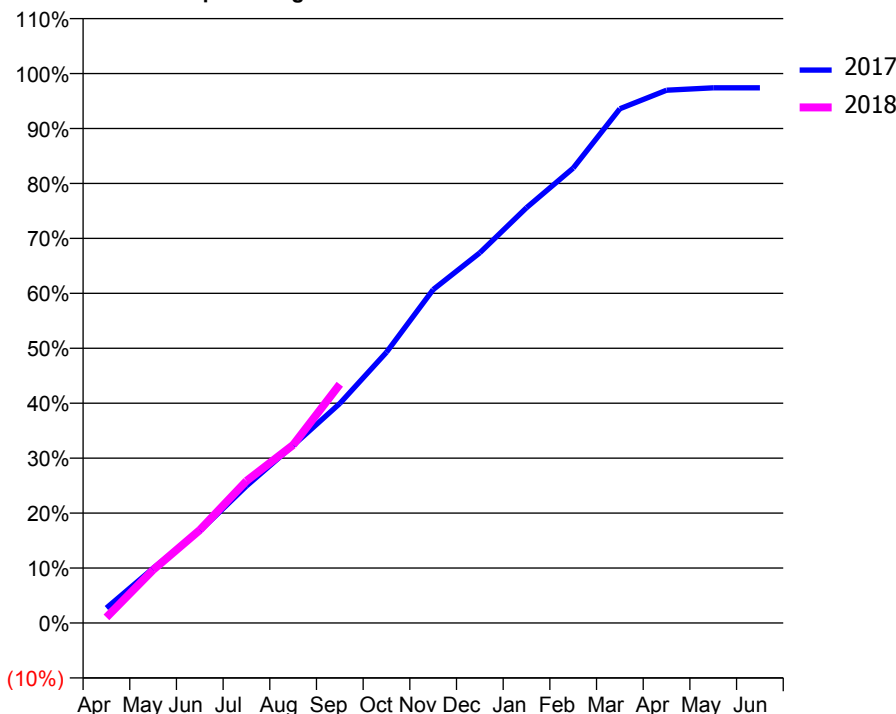
ACCESS*

Patients seen in 24 months	Total	Change since previous quarter
Quarter ending September 2016	2,771	
Quarter ending December 2016	2,838	↑
Quarter ending March 2017	2,883	→
Quarter ending June 2017	2,876	→
Quarter ending September 2017	2,888	→
Variance since September 2016	4.2%	↑



ACTIVITY

Cumulative percentage of contracted UDA delivered 2017 & 2018



Month	Adjusted Scheduled Activity (UDA)	
	2017	2018
April	319	119
May	1,161	1,128
June	1,952	1,973
July	2,908	3,015
August	3,768	3,780
September	4,658	5,065
October	5,745	
November	7,074	
December	7,857	
January	8,813	
February	9,652	
March	10,912	
April	11,306	
May	11,357	
June	11,358	

QUALITY

	Quantity	Base Number	Contract	AT	Region	England
% of FP17s for the same patient ID Re-attending within 3 months - Children	38	566	6.7%	9.9%	11.6%	11.9%
% of FP17s for the same patient ID Re-attending within 3 months - Adults	125	1,186	10.5%	14.7%	15.2%	15.9%
% of FP17s for the same patient ID Re-attending between 3 & 9 months - Children	241	566	42.6%	51.5%	59.1%	58.1%
% of FP17s for the same patient ID Re-attending between 3 & 9 months - Adults	447	1,186	37.7%	47.4%	51.7%	50.6%
% of FP17s for Band 1 Urgent Courses	75	1,623	4.6%	8.1%	8.0%	9.1%
% of FP17s Relating to Free Repair or Replacements	2	1,623	0.1%	0.7%	0.8%	0.8%
% of FP17s Relating to Continuations	12	1,623	0.7%	0.8%	1.0%	1.1%
% of Patients satisfied with the dentistry they have received	4	4	N/A	91.3%	91.5%	91.4%
% of Patients satisfied with the time they had to wait for an appointment	4	4	N/A	90.2%	88.2%	87.7%

* This is based on patients treated on this contract for their most recent course of treatment. Figures in italics indicate the base number of FP17s or Patient Questionnaire responses are less than 100. N/A is shown where the base number of responses is less than 10 during the period. % is calculated as Quantity/Base number*100

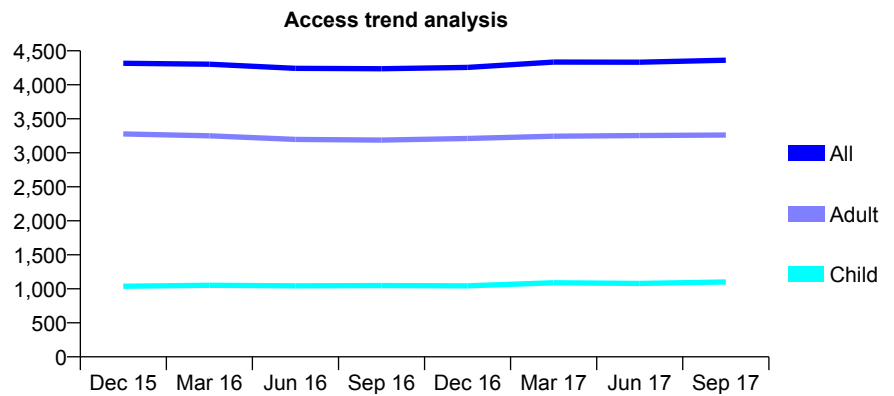
Q54 - Vital Signs At a Glance Contract Report for 638633/0011 - September 2017

Name or company name	Balbir S Bhandal, Amrik S Bhandal & Baljit
Contract type name	GDS Contract
Purpose of contract	General and Orthodontic
Contract start date	01/04/2006
Contract end date	

17/18 Contracted general activity (UDA)	13,730
Carry forward general activity (UDA)	0
17/18 Contracted orthodontic activity (UOA)	1,096
Carry forward orthodontic activity (UOA)	0
Baseline contract value	£373,707.46

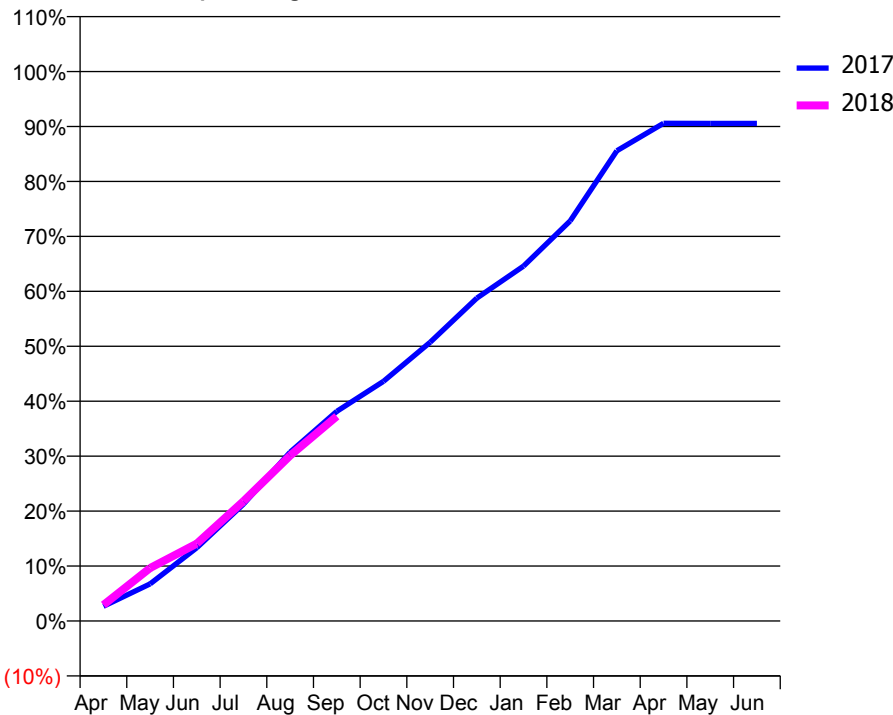
ACCESS*

Patients seen in 24 months	Total	Change since previous quarter
Quarter ending September 2016	4,236	
Quarter ending December 2016	4,256	→
Quarter ending March 2017	4,334	→
Quarter ending June 2017	4,332	→
Quarter ending September 2017	4,362	→
Variance since September 2016	3.0%	↑



ACTIVITY

Cumulative percentage of contracted UDA delivered 2017 & 2018



Month	Adjusted Scheduled Activity (UDA)	
	2017	2018
April	368	402
May	929	1,323
June	1,830	1,933
July	2,921	2,993
August	4,221	4,132
September	5,238	5,115
October	5,991	
November	6,966	
December	8,067	
January	8,867	
February	9,997	
March	11,749	
April	12,435	
May	12,434	
June	12,434	

QUALITY

	Quantity	Base Number	Contract	AT	Region	England
% of FP17s for the same patient ID Re-attending within 3 months - Children	30	807	3.7%	9.9%	11.6%	11.9%
% of FP17s for the same patient ID Re-attending within 3 months - Adults	142	2,161	6.6%	14.7%	15.2%	15.9%
% of FP17s for the same patient ID Re-attending between 3 & 9 months - Children	537	807	66.5%	51.5%	59.1%	58.1%
% of FP17s for the same patient ID Re-attending between 3 & 9 months - Adults	1,381	2,161	63.9%	47.4%	51.7%	50.6%
% of FP17s for Band 1 Urgent Courses	112	2,638	4.2%	8.1%	8.0%	9.1%
% of FP17s Relating to Free Repair or Replacements	17	2,638	0.6%	0.7%	0.8%	0.8%
% of FP17s Relating to Continuations	12	2,638	0.5%	0.8%	1.0%	1.1%
% of Patients satisfied with the dentistry they have received	6	7	N/A	91.3%	91.5%	91.4%
% of Patients satisfied with the time they had to wait for an appointment	6	7	N/A	90.2%	88.2%	87.7%

* This is based on patients treated on this contract for their most recent course of treatment. Figures in italics indicate the base number of FP17s or Patient Questionnaire responses are less than 100. N/A is shown where the base number of responses is less than 10 during the period. % is calculated as Quantity/Base number*100

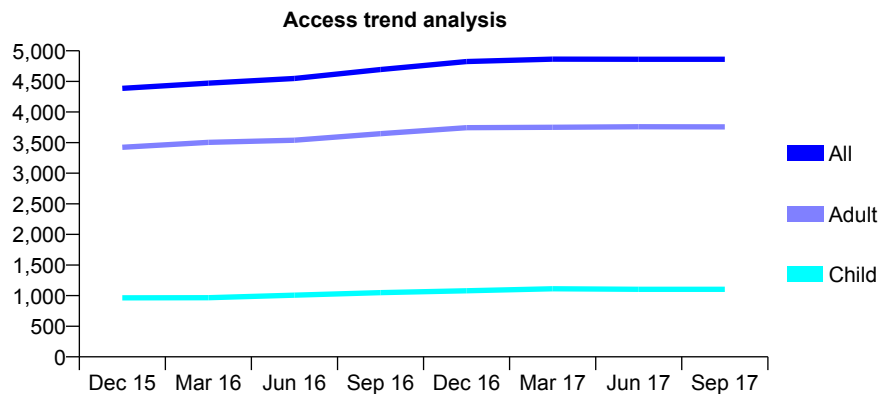
Q54 - Vital Signs At a Glance Contract Report for 638633/0013 - September 2017

Name or company name	Balbir S Bhandal, Amrik S Bhandal & Baljit
Contract type name	GDS Contract
Purpose of contract	General
Contract start date	01/04/2006
Contract end date	

17/18 Contracted general activity (UDA)	16,321
Carry forward general activity (UDA)	-178
17/18 Contracted orthodontic activity (UOA)	0
Carry forward orthodontic activity (UOA)	0
Baseline contract value	£351,205.07

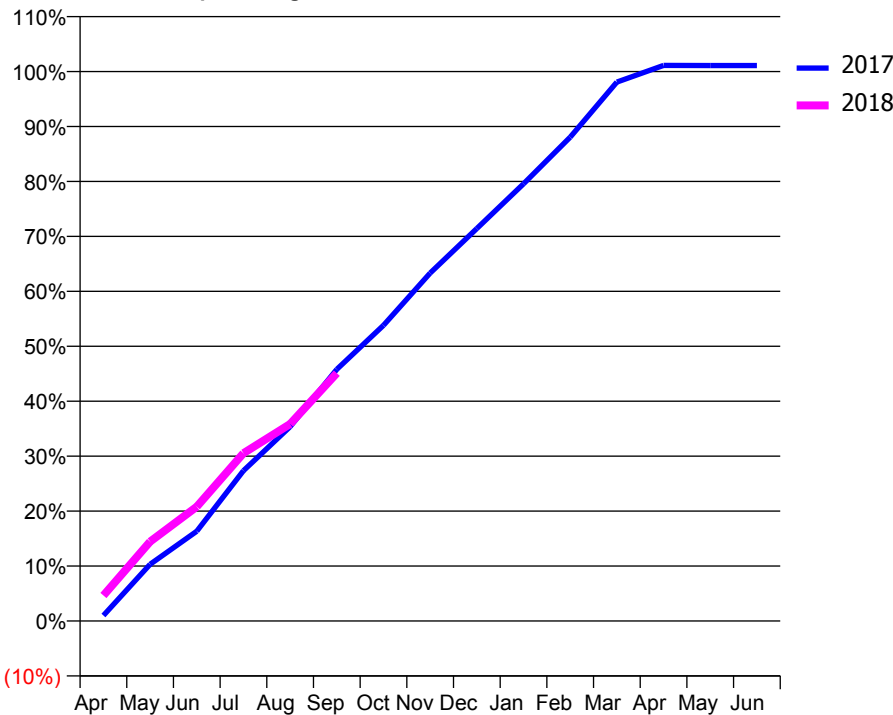
ACCESS*

Patients seen in 24 months	Total	Change since previous quarter
Quarter ending September 2016	4,693	
Quarter ending December 2016	4,825	↑
Quarter ending March 2017	4,863	→
Quarter ending June 2017	4,862	→
Quarter ending September 2017	4,861	→
Variance since September 2016	3.6%	↑



ACTIVITY

Cumulative percentage of contracted UDA delivered 2017 & 2018



Month	Adjusted Scheduled Activity (UDA)	
	2017	2018
April	165	758
May	1,684	2,359
June	2,666	3,396
July	4,465	4,985
August	5,772	5,851
September	7,475	7,362
October	8,782	
November	10,334	
December	11,657	
January	12,986	
February	14,372	
March	16,007	
April	16,501	
May	16,498	
June	16,498	

QUALITY

	Quantity	Base Number	Contract	AT	Region	England
% of FP17s for the same patient ID Re-attending within 3 months - Children	25	706	3.5%	9.9%	11.6%	11.9%
% of FP17s for the same patient ID Re-attending within 3 months - Adults	118	2,155	5.5%	14.7%	15.2%	15.9%
% of FP17s for the same patient ID Re-attending between 3 & 9 months - Children	327	706	46.3%	51.5%	59.1%	58.1%
% of FP17s for the same patient ID Re-attending between 3 & 9 months - Adults	1,071	2,155	49.7%	47.4%	51.7%	50.6%
% of FP17s for Band 1 Urgent Courses	99	2,700	3.7%	8.1%	8.0%	9.1%
% of FP17s Relating to Free Repair or Replacements	19	2,700	0.7%	0.7%	0.8%	0.8%
% of FP17s Relating to Continuations	7	2,700	0.3%	0.8%	1.0%	1.1%
% of Patients satisfied with the dentistry they have received	17	17	100.0%	91.3%	91.5%	91.4%
% of Patients satisfied with the time they had to wait for an appointment	17	17	100.0%	90.2%	88.2%	87.7%

* This is based on patients treated on this contract for their most recent course of treatment. Figures in italics indicate the base number of FP17s or Patient Questionnaire responses are less than 100. N/A is shown where the base number of responses is less than 10 during the period. % is calculated as Quantity/Base number*100

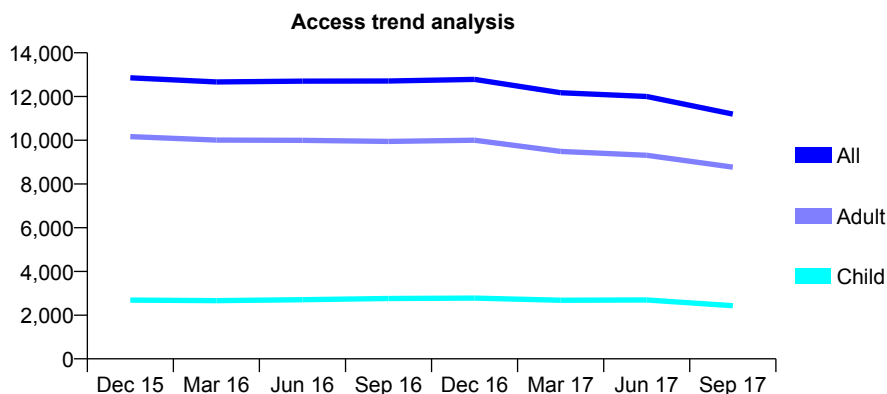
Q54 - Vital Signs At a Glance Contract Report for 638633/0014 - September 2017

Name or company name	Balbir S Bhandal, Amrik S Bhandal & Baljit
Contract type name	GDS Contract
Purpose of contract	General
Contract start date	01/04/2006
Contract end date	

17/18 Contracted general activity (UDA)	39,989
Carry forward general activity (UDA)	80
17/18 Contracted orthodontic activity (UOA)	0
Carry forward orthodontic activity (UOA)	0
Baseline contract value	£944,890.59

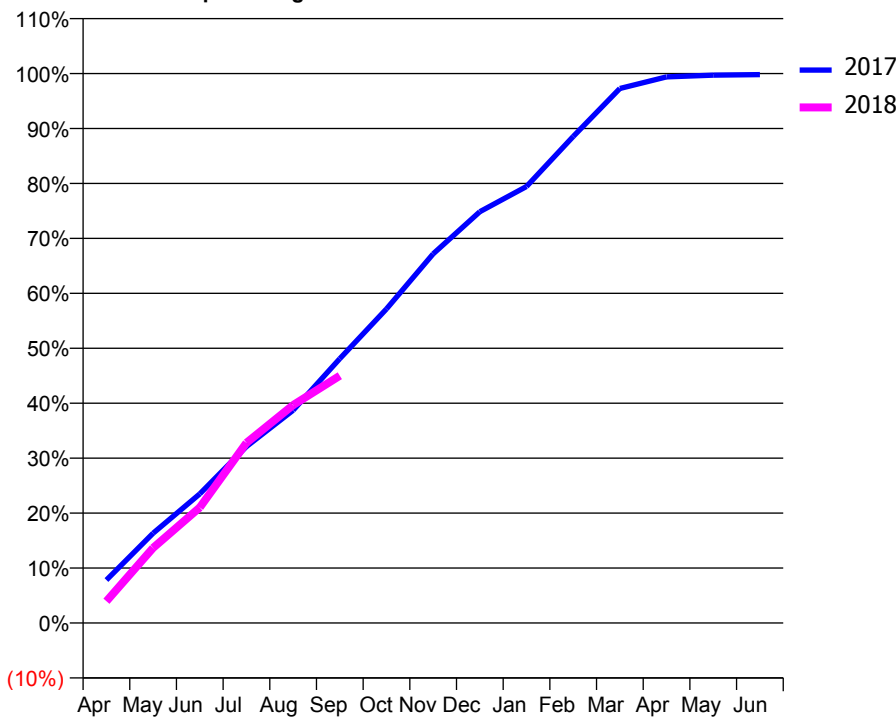
ACCESS*

Patients seen in 24 months	Total	Change since previous quarter
Quarter ending September 2016	12,707	
Quarter ending December 2016	12,782	→
Quarter ending March 2017	12,172	↓
Quarter ending June 2017	12,005	↓
Quarter ending September 2017	11,199	↓
Variance since September 2016	(11.9%)	↓



ACTIVITY

Cumulative percentage of contracted UDA delivered 2017 & 2018



Adjusted Scheduled Activity (UDA)

Month	2017	2018
April	3,134	1,584
May	6,534	5,464
June	9,398	8,406
July	12,847	13,111
August	15,487	15,865
September	19,234	17,994
October	22,861	
November	26,863	
December	29,933	
January	31,768	
February	35,406	
March	38,895	
April	39,745	
May	39,874	
June	39,908	

QUALITY

	Quantity	Base Number	Contract	AT	Region	England
% of FP17s for the same patient ID Re-attending within 3 months - Children	63	1,475	4.3%	9.9%	11.6%	11.9%
% of FP17s for the same patient ID Re-attending within 3 months - Adults	508	4,781	10.6%	14.7%	15.2%	15.9%
% of FP17s for the same patient ID Re-attending between 3 & 9 months - Children	684	1,475	46.4%	51.5%	59.1%	58.1%
% of FP17s for the same patient ID Re-attending between 3 & 9 months - Adults	1,946	4,781	40.7%	47.4%	51.7%	50.6%
% of FP17s for Band 1 Urgent Courses	203	6,088	3.3%	8.1%	8.0%	9.1%
% of FP17s Relating to Free Repair or Replacements	20	6,088	0.3%	0.7%	0.8%	0.8%
% of FP17s Relating to Continuations	18	6,088	0.3%	0.8%	1.0%	1.1%
% of Patients satisfied with the dentistry they have received	11	11	100.0%	91.3%	91.5%	91.4%
% of Patients satisfied with the time they had to wait for an appointment	11	11	100.0%	90.2%	88.2%	87.7%

* This is based on patients treated on this contract for their most recent course of treatment. Figures in italics indicate the base number of FP17s or Patient Questionnaire responses are less than 100. N/A is shown where the base number of responses is less than 10 during the period. % is calculated as Quantity/Base number*100

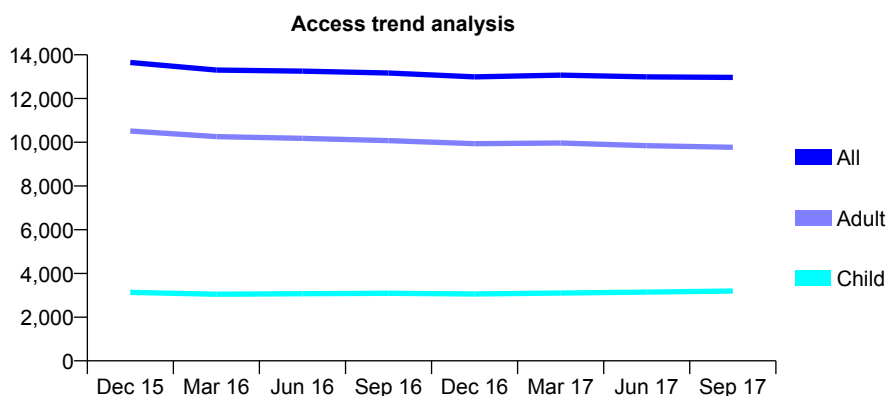
Q54 - Vital Signs At a Glance Contract Report for 638633/0015 - September 2017

Name or company name	Balbir S Bhandal, Amrik S Bhandal & Baljit
Contract type name	GDS Contract
Purpose of contract	General
Contract start date	01/04/2006
Contract end date	

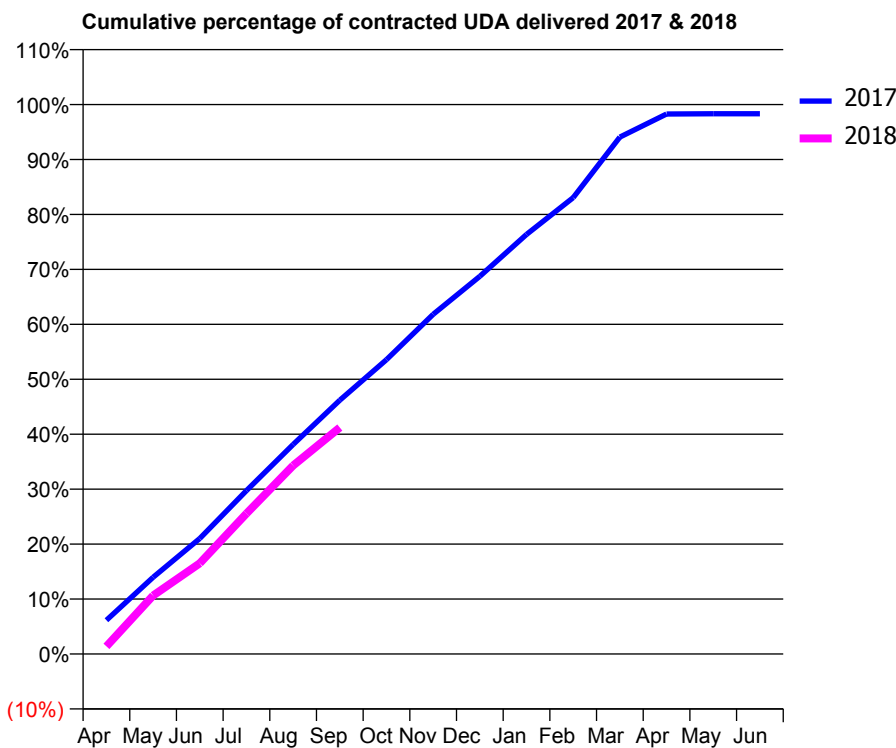
17/18 Contracted general activity (UDA)	42,991
Carry forward general activity (UDA)	719
17/18 Contracted orthodontic activity (UOA)	0
Carry forward orthodontic activity (UOA)	0
Baseline contract value	£1,001,118.60

ACCESS*

Patients seen in 24 months	Total	Change since previous quarter
Quarter ending September 2016	13,166	
Quarter ending December 2016	12,991	↓
Quarter ending March 2017	13,068	→
Quarter ending June 2017	12,988	→
Quarter ending September 2017	12,963	→
Variance since September 2016	(1.5%)	↓



ACTIVITY



Month	Adjusted Scheduled Activity (UDA)	
	2017	2018
April	2,645	602
May	6,008	4,579
June	9,035	7,098
July	12,784	10,988
August	16,396	14,745
September	19,863	17,716
October	23,031	
November	26,578	
December	29,547	
January	32,824	
February	35,701	
March	40,444	
April	42,245	
May	42,268	
June	42,272	

QUALITY

	Quantity	Base Number	Contract	AT	Region	England
% of FP17s for the same patient ID Re-attending within 3 months - Children	120	2,119	5.7%	9.9%	11.6%	11.9%
% of FP17s for the same patient ID Re-attending within 3 months - Adults	673	5,990	11.2%	14.7%	15.2%	15.9%
% of FP17s for the same patient ID Re-attending between 3 & 9 months - Children	1,002	2,119	47.3%	51.5%	59.1%	58.1%
% of FP17s for the same patient ID Re-attending between 3 & 9 months - Adults	2,942	5,990	49.1%	47.4%	51.7%	50.6%
% of FP17s for Band 1 Urgent Courses	317	7,019	4.5%	8.1%	8.0%	9.1%
% of FP17s Relating to Free Repair or Replacements	62	7,019	0.9%	0.7%	0.8%	0.8%
% of FP17s Relating to Continuations	54	7,019	0.8%	0.8%	1.0%	1.1%
% of Patients satisfied with the dentistry they have received	25	26	96.2%	91.3%	91.5%	91.4%
% of Patients satisfied with the time they had to wait for an appointment	22	26	84.6%	90.2%	88.2%	87.7%

* This is based on patients treated on this contract for their most recent course of treatment. Figures in italics indicate the base number of FP17s or Patient Questionnaire responses are less than 100. N/A is shown where the base number of responses is less than 10 during the period. % is calculated as Quantity/Base number*100

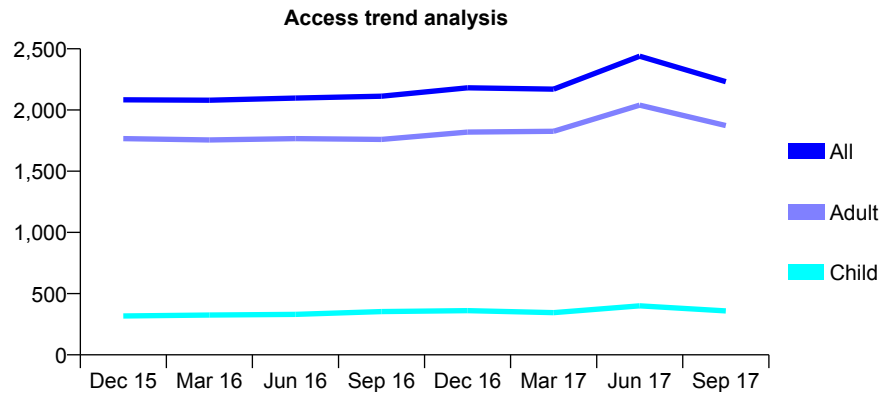
Q54 - Vital Signs At a Glance Contract Report for 638633/0016 - September 2017

Name or company name	Balbir S Bhandal, Amrik S Bhandal & Baljit
Contract type name	GDS Contract
Purpose of contract	General
Contract start date	01/04/2006
Contract end date	

17/18 Contracted general activity (UDA)	6,561
Carry forward general activity (UDA)	-2
17/18 Contracted orthodontic activity (UOA)	0
Carry forward orthodontic activity (UOA)	0
Baseline contract value	£200,198.10

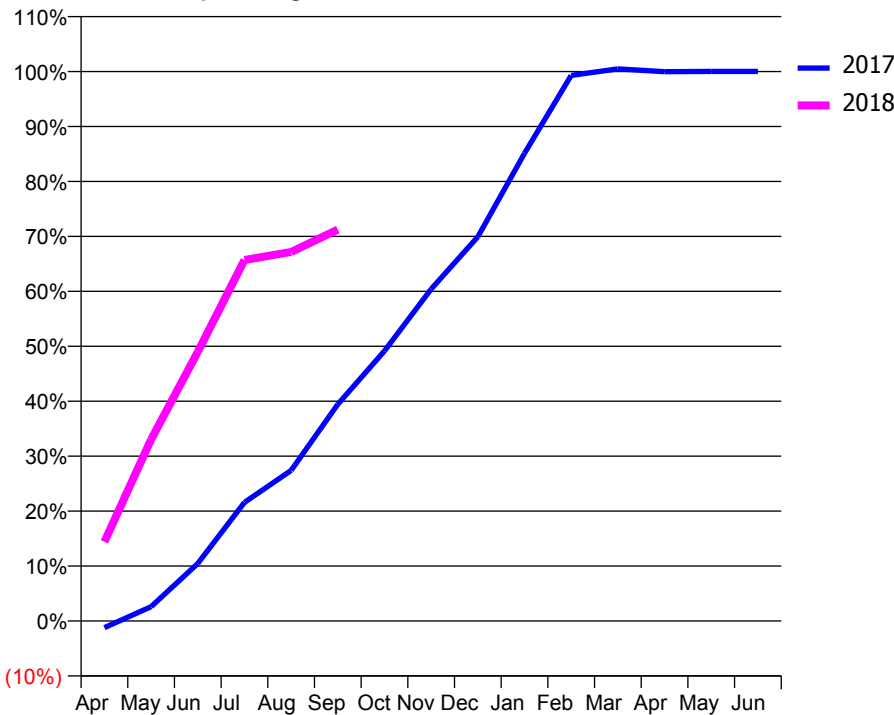
ACCESS*

Patients seen in 24 months	Total	Change since previous quarter
Quarter ending September 2016	2,113	
Quarter ending December 2016	2,181	↑
Quarter ending March 2017	2,171	→
Quarter ending June 2017	2,440	↑
Quarter ending September 2017	2,232	↓
Variance since September 2016	5.6%	↑



ACTIVITY

Cumulative percentage of contracted UDA delivered 2017 & 2018



Month	Adjusted Scheduled Activity (UDA)	
	2017	2018
April	-80	947
May	172	2,168
June	687	3,213
July	1,416	4,311
August	1,799	4,406
September	2,589	4,673
October	3,225	
November	3,964	
December	4,588	
January	5,585	
February	6,514	
March	6,593	
April	6,559	
May	6,563	
June	6,563	

QUALITY

	Quantity	Base Number	Contract	AT	Region	England
% of FP17s for the same patient ID Re-attending within 3 months - Children	9	221	4.1%	9.9%	11.6%	11.9%
% of FP17s for the same patient ID Re-attending within 3 months - Adults	55	903	6.1%	14.7%	15.2%	15.9%
% of FP17s for the same patient ID Re-attending between 3 & 9 months - Children	68	221	30.8%	51.5%	59.1%	58.1%
% of FP17s for the same patient ID Re-attending between 3 & 9 months - Adults	232	903	25.7%	47.4%	51.7%	50.6%
% of FP17s for Band 1 Urgent Courses	36	1,128	3.2%	8.1%	8.0%	9.1%
% of FP17s Relating to Free Repair or Replacements	4	1,128	0.4%	0.7%	0.8%	0.8%
% of FP17s Relating to Continuations	1	1,128	0.1%	0.8%	1.0%	1.1%
% of Patients satisfied with the dentistry they have received	5	6	N/A	91.3%	91.5%	91.4%
% of Patients satisfied with the time they had to wait for an appointment	6	6	N/A	90.2%	88.2%	87.7%

* This is based on patients treated on this contract for their most recent course of treatment. Figures in italics indicate the base number of FP17s or Patient Questionnaire responses are less than 100. N/A is shown where the base number of responses is less than 10 during the period. % is calculated as Quantity/Base number*100

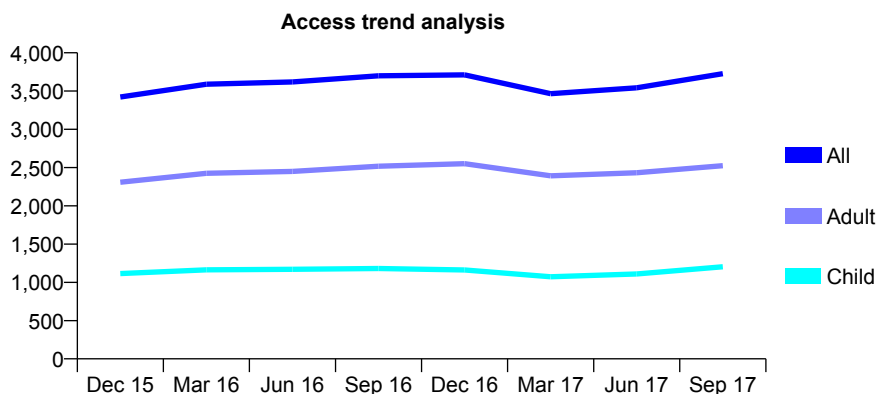
Q54 - Vital Signs At a Glance Contract Report for 638633/0017 - September 2017

Name or company name	Balbir S Bhandal, Amrik S Bhandal & Baljit
Contract type name	GDS Contract
Purpose of contract	General
Contract start date	01/04/2006
Contract end date	

17/18 Contracted general activity (UDA)	11,830
Carry forward general activity (UDA)	0
17/18 Contracted orthodontic activity (UOA)	0
Carry forward orthodontic activity (UOA)	0
Baseline contract value	£286,435.96

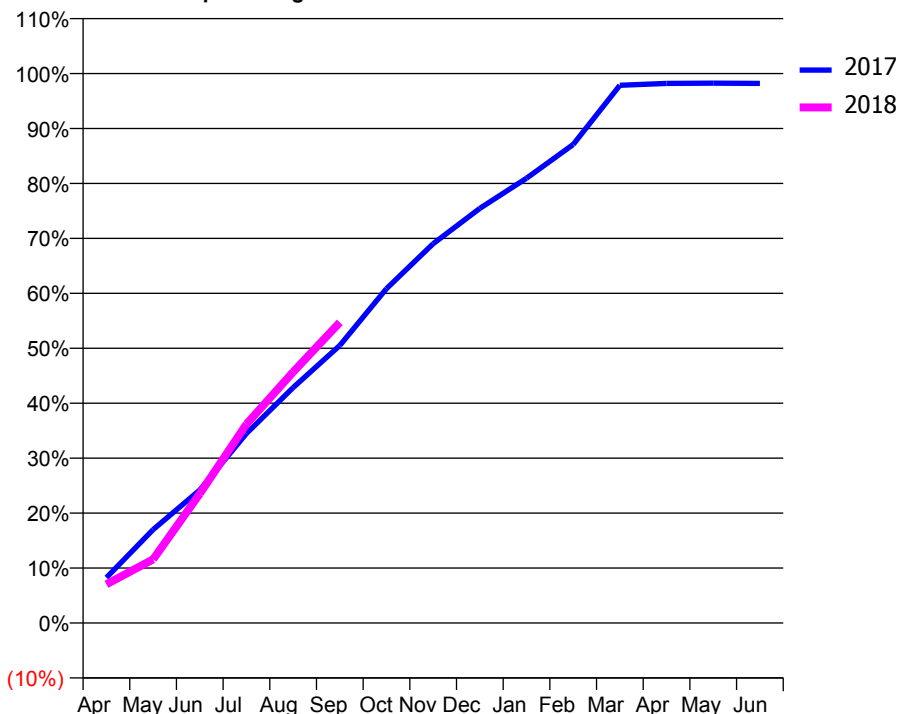
ACCESS*

Patients seen in 24 months	Total	Change since previous quarter
Quarter ending September 2016	3,699	
Quarter ending December 2016	3,712	→
Quarter ending March 2017	3,465	↓
Quarter ending June 2017	3,542	↑
Quarter ending September 2017	3,728	↑
Variance since September 2016	0.8%	→



ACTIVITY

Cumulative percentage of contracted UDA delivered 2017 & 2018



Month	Adjusted Scheduled Activity (UDA)	
	2017	2018
April	977	834
May	2,012	1,372
June	2,864	2,782
July	4,081	4,281
August	5,069	5,404
September	5,974	6,472
October	7,197	
November	8,165	
December	8,926	
January	9,576	
February	10,301	
March	11,576	
April	11,616	
May	11,621	
June	11,617	

QUALITY

	Quantity	Base Number	Contract	AT	Region	England
% of FP17s for the same patient ID Re-attending within 3 months - Children	32	859	3.7%	9.9%	11.6%	11.9%
% of FP17s for the same patient ID Re-attending within 3 months - Adults	164	1,656	9.9%	14.7%	15.2%	15.9%
% of FP17s for the same patient ID Re-attending between 3 & 9 months - Children	428	859	49.8%	51.5%	59.1%	58.1%
% of FP17s for the same patient ID Re-attending between 3 & 9 months - Adults	756	1,656	45.7%	47.4%	51.7%	50.6%
% of FP17s for Band 1 Urgent Courses	185	2,492	7.4%	8.1%	8.0%	9.1%
% of FP17s Relating to Free Repair or Replacements	18	2,492	0.7%	0.7%	0.8%	0.8%
% of FP17s Relating to Continuations	9	2,492	0.4%	0.8%	1.0%	1.1%
% of Patients satisfied with the dentistry they have received	2	2	N/A	91.3%	91.5%	91.4%
% of Patients satisfied with the time they had to wait for an appointment	2	2	N/A	90.2%	88.2%	87.7%

* This is based on patients treated on this contract for their most recent course of treatment. Figures in italics indicate the base number of FP17s or Patient Questionnaire responses are less than 100. N/A is shown where the base number of responses is less than 10 during the period. % is calculated as Quantity/Base number*100

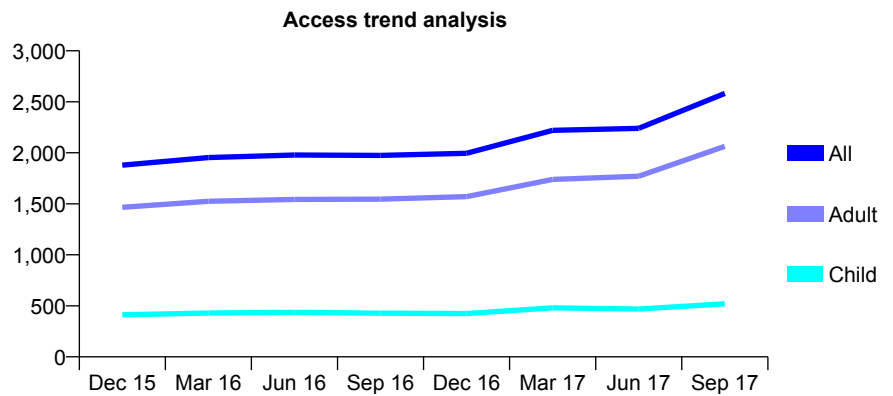
Q54 - Vital Signs At a Glance Contract Report for 638633/0018 - September 2017

Name or company name	Balbir S Bhandal, Amrik S Bhandal & Baljit
Contract type name	GDS Contract
Purpose of contract	General
Contract start date	01/04/2006
Contract end date	

17/18 Contracted general activity (UDA)	7,552
Carry forward general activity (UDA)	-109
17/18 Contracted orthodontic activity (UOA)	0
Carry forward orthodontic activity (UOA)	0
Baseline contract value	£197,901.17

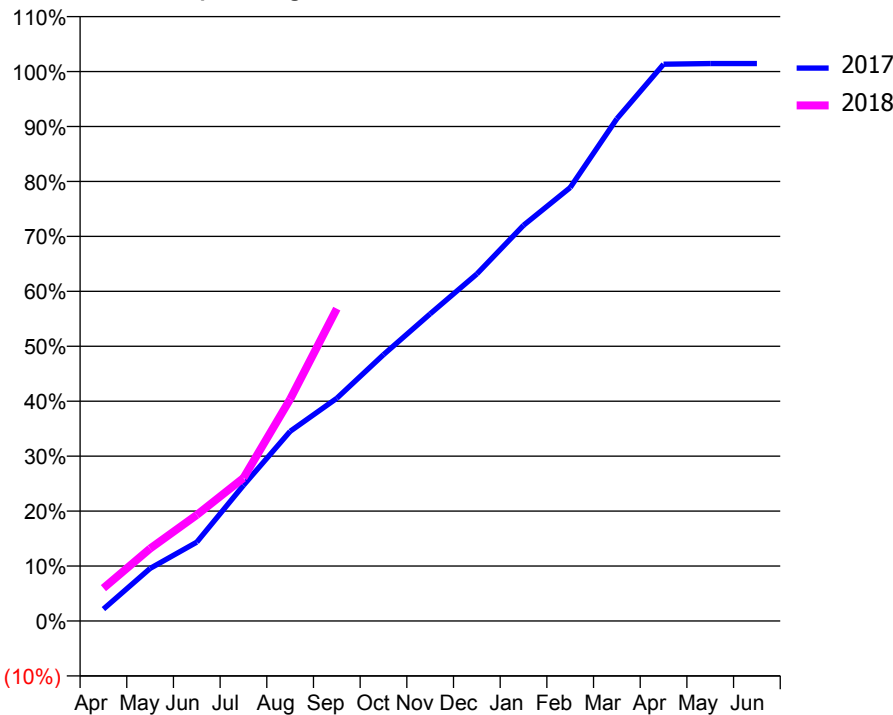
ACCESS*

Patients seen in 24 months	Total	Change since previous quarter
Quarter ending September 2016	1,974	
Quarter ending December 2016	1,995	→
Quarter ending March 2017	2,220	↑
Quarter ending June 2017	2,240	→
Quarter ending September 2017	2,583	↑
Variance since September 2016	30.9%	↑



ACTIVITY

Cumulative percentage of contracted UDA delivered 2017 & 2018



Month	Adjusted Scheduled Activity (UDA)	
	2017	2018
April	165	451
May	723	996
June	1,085	1,458
July	1,865	1,966
August	2,608	3,048
September	3,061	4,293
October	3,661	
November	4,222	
December	4,769	
January	5,439	
February	5,957	
March	6,903	
April	7,653	
May	7,661	
June	7,661	

QUALITY

	Quantity	Base Number	Contract	AT	Region	England
% of FP17s for the same patient ID Re-attending within 3 months - Children	15	363	4.1%	9.9%	11.6%	11.9%
% of FP17s for the same patient ID Re-attending within 3 months - Adults	70	1,431	4.9%	14.7%	15.2%	15.9%
% of FP17s for the same patient ID Re-attending between 3 & 9 months - Children	120	363	33.1%	51.5%	59.1%	58.1%
% of FP17s for the same patient ID Re-attending between 3 & 9 months - Adults	493	1,431	34.5%	47.4%	51.7%	50.6%
% of FP17s for Band 1 Urgent Courses	84	1,530	5.5%	8.1%	8.0%	9.1%
% of FP17s Relating to Free Repair or Replacements	2	1,530	0.1%	0.7%	0.8%	0.8%
% of FP17s Relating to Continuations	0	1,530	0.0%	0.8%	1.0%	1.1%
% of Patients satisfied with the dentistry they have received	0	0	N/A	91.3%	91.5%	91.4%
% of Patients satisfied with the time they had to wait for an appointment	0	0	N/A	90.2%	88.2%	87.7%

* This is based on patients treated on this contract for their most recent course of treatment. Figures in italics indicate the base number of FP17s or Patient Questionnaire responses are less than 100. N/A is shown where the base number of responses is less than 10 during the period. % is calculated as Quantity/Base number*100

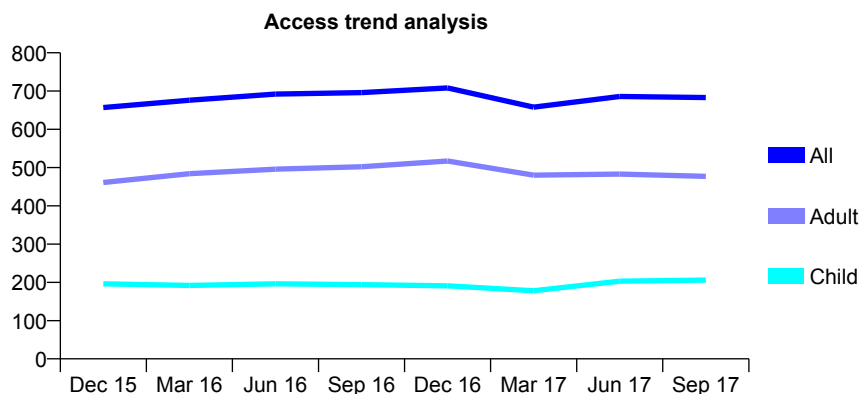
Q54 - Vital Signs At a Glance Contract Report for 638633/0019 - September 2017

Name or company name	Balbir S Bhandal, Amrik S Bhandal & Baljit
Contract type name	GDS Contract
Purpose of contract	General and Orthodontic
Contract start date	01/04/2006
Contract end date	

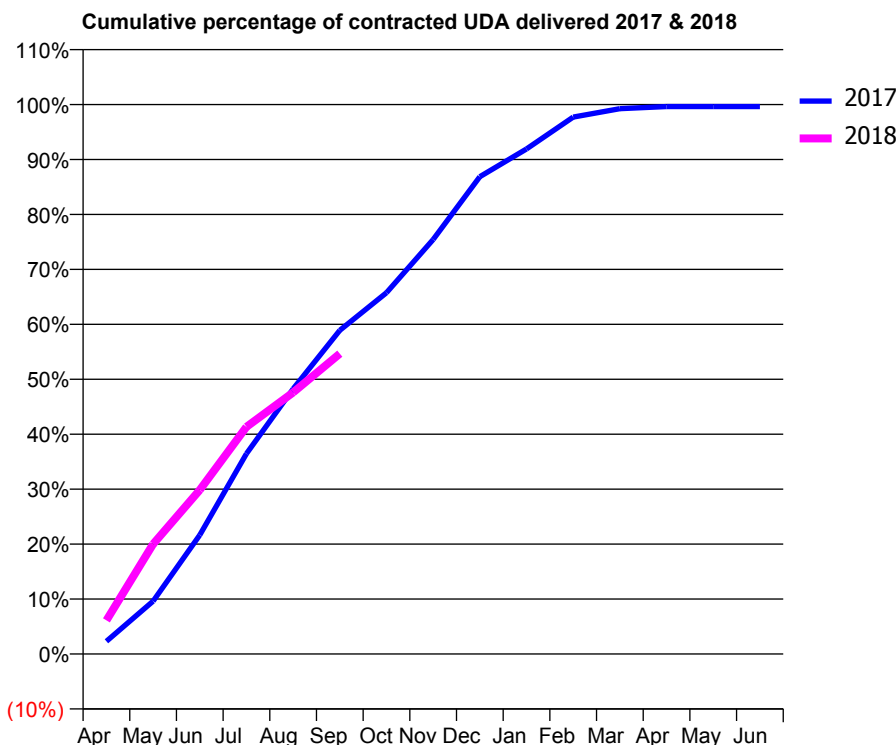
17/18 Contracted general activity (UDA)	2,037
Carry forward general activity (UDA)	7
17/18 Contracted orthodontic activity (UOA)	147
Carry forward orthodontic activity (UOA)	-3
Baseline contract value	£54,044.37

ACCESS*

Patients seen in 24 months	Total	Change since previous quarter
Quarter ending September 2016	696	
Quarter ending December 2016	708	→
Quarter ending March 2017	658	↓
Quarter ending June 2017	686	↑
Quarter ending September 2017	683	→
Variance since September 2016	(1.9%)	↓



ACTIVITY



Month	Adjusted Scheduled Activity (UDA)	
	2017	2018
April	47	125
May	196	408
June	441	608
July	743	842
August	983	969
September	1,200	1,114
October	1,339	
November	1,537	
December	1,769	
January	1,872	
February	1,991	
March	2,022	
April	2,030	
May	2,030	
June	2,030	

QUALITY

	Quantity	Base Number	Contract	AT	Region	England
% of FP17s for the same patient ID Re-attending within 3 months - Children	12	181	6.6%	9.9%	11.6%	11.9%
% of FP17s for the same patient ID Re-attending within 3 months - Adults	24	350	6.9%	14.7%	15.2%	15.9%
% of FP17s for the same patient ID Re-attending between 3 & 9 months - Children	105	181	58.0%	51.5%	59.1%	58.1%
% of FP17s for the same patient ID Re-attending between 3 & 9 months - Adults	222	350	63.4%	47.4%	51.7%	50.6%
% of FP17s for Band 1 Urgent Courses	8	515	1.6%	8.1%	8.0%	9.1%
% of FP17s Relating to Free Repair or Replacements	0	515	0.0%	0.7%	0.8%	0.8%
% of FP17s Relating to Continuations	7	515	1.4%	0.8%	1.0%	1.1%
% of Patients satisfied with the dentistry they have received	0	0	N/A	91.3%	91.5%	91.4%
% of Patients satisfied with the time they had to wait for an appointment	0	0	N/A	90.2%	88.2%	87.7%

* This is based on patients treated on this contract for their most recent course of treatment. Figures in italics indicate the base number of FP17s or Patient Questionnaire responses are less than 100. N/A is shown where the base number of responses is less than 10 during the period. % is calculated as Quantity/Base number*100

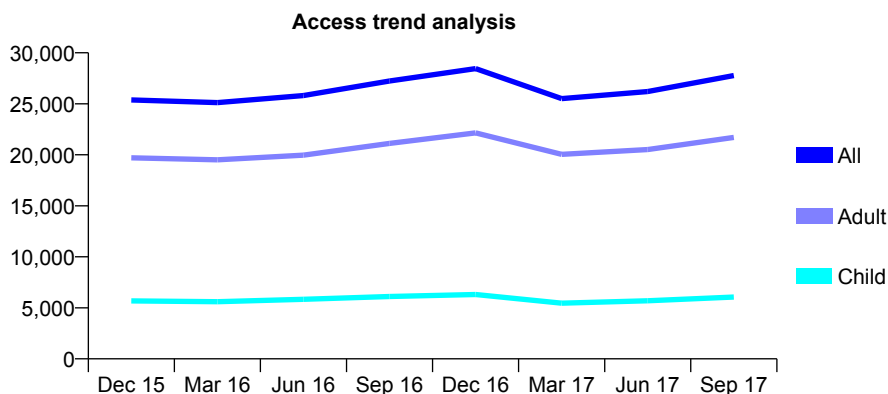
Q54 - Vital Signs At a Glance Contract Report for 638633/0020 - September 2017

Name or company name	Balbir S Bhandal, Amrik S Bhandal & Baljit
Contract type name	GDS Contract
Purpose of contract	General and Orthodontic
Contract start date	01/04/2006
Contract end date	

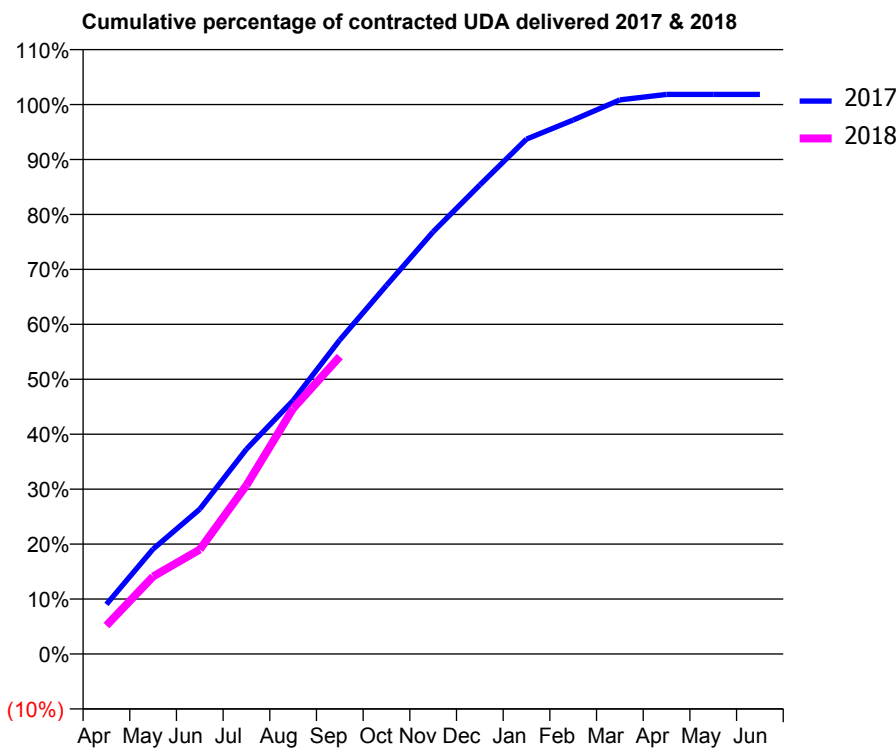
17/18 Contracted general activity (UDA)	97,227
Carry forward general activity (UDA)	0
17/18 Contracted orthodontic activity (UOA)	6,238
Carry forward orthodontic activity (UOA)	0
Baseline contract value	£3,553,809.52

ACCESS*

Patients seen in 24 months	Total	Change since previous quarter
Quarter ending September 2016	27,231	
Quarter ending December 2016	28,455	↑
Quarter ending March 2017	25,507	↓
Quarter ending June 2017	26,202	↑
Quarter ending September 2017	27,768	↑
Variance since September 2016	2.0%	→



ACTIVITY



Month	Adjusted Scheduled Activity (UDA)	
	2017	2018
April	8,779	5,027
May	18,580	13,711
June	25,630	18,475
July	36,256	29,866
August	44,854	43,451
September	55,570	52,635
October	65,231	
November	74,713	
December	82,997	
January	91,098	
February	94,490	
March	98,056	
April	99,002	
May	99,015	
June	99,015	

QUALITY

	Quantity	Base Number	Contract	AT	Region	England
% of FP17s for the same patient ID Re-attending within 3 months - Children	285	4,191	6.8%	9.9%	11.6%	11.9%
% of FP17s for the same patient ID Re-attending within 3 months - Adults	867	11,416	7.6%	14.7%	15.2%	15.9%
% of FP17s for the same patient ID Re-attending between 3 & 9 months - Children	992	4,191	23.7%	51.5%	59.1%	58.1%
% of FP17s for the same patient ID Re-attending between 3 & 9 months - Adults	2,470	11,416	21.6%	47.4%	51.7%	50.6%
% of FP17s for Band 1 Urgent Courses	529	14,518	3.6%	8.1%	8.0%	9.1%
% of FP17s Relating to Free Repair or Replacements	54	14,518	0.4%	0.7%	0.8%	0.8%
% of FP17s Relating to Continuations	74	14,518	0.5%	0.8%	1.0%	1.1%
% of Patients satisfied with the dentistry they have received	24	30	80.0%	91.3%	91.5%	91.4%
% of Patients satisfied with the time they had to wait for an appointment	28	30	93.3%	90.2%	88.2%	87.7%

* This is based on patients treated on this contract for their most recent course of treatment. Figures in italics indicate the base number of FP17s or Patient Questionnaire responses are less than 100. N/A is shown where the base number of responses is less than 10 during the period. % is calculated as Quantity/Base number*100

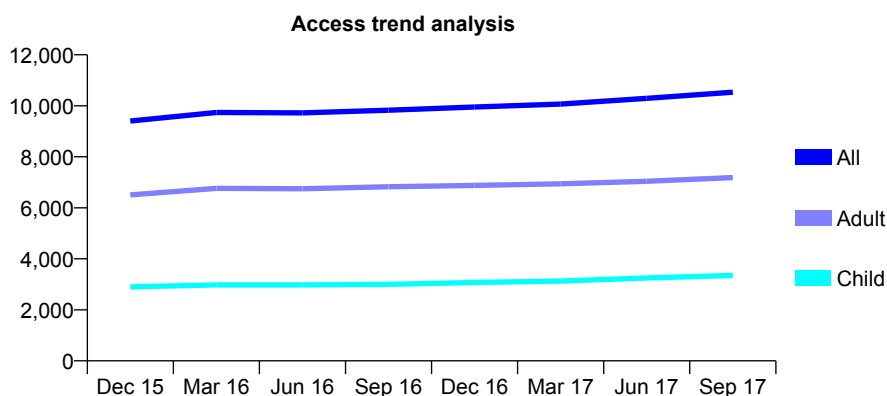
Q54 - Vital Signs At a Glance Contract Report for 638633/0021 - September 2017

Name or company name	Balbir S Bhandal, Amrik S Bhandal & Baljit
Contract type name	GDS Contract
Purpose of contract	General
Contract start date	01/04/2006
Contract end date	

17/18 Contracted general activity (UDA)	30,893
Carry forward general activity (UDA)	0
17/18 Contracted orthodontic activity (UOA)	0
Carry forward orthodontic activity (UOA)	0
Baseline contract value	£805,064.39

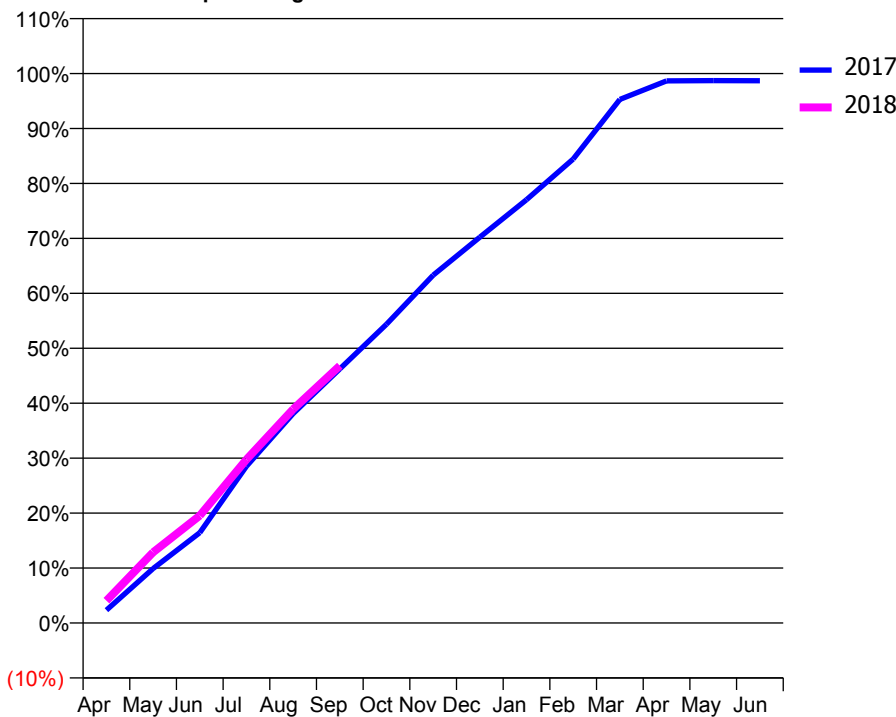
ACCESS*

Patients seen in 24 months	Total	Change since previous quarter
Quarter ending September 2016	9,827	
Quarter ending December 2016	9,951	→
Quarter ending March 2017	10,070	→
Quarter ending June 2017	10,293	↑
Quarter ending September 2017	10,534	↑
Variance since September 2016	7.2%	↑



ACTIVITY

Cumulative percentage of contracted UDA delivered 2017 & 2018



Month	Adjusted Scheduled Activity (UDA)	
	2017	2018
April	726	1,258
May	3,064	3,978
June	5,080	6,041
July	8,812	9,193
August	11,775	12,022
September	14,283	14,462
October	16,795	
November	19,557	
December	21,690	
January	23,798	
February	26,082	
March	29,438	
April	30,476	
May	30,491	
June	30,489	

QUALITY

	Quantity	Base Number	Contract	AT	Region	England
% of FP17s for the same patient ID Re-attending within 3 months - Children	96	2,194	4.4%	9.9%	11.6%	11.9%
% of FP17s for the same patient ID Re-attending within 3 months - Adults	308	3,983	7.7%	14.7%	15.2%	15.9%
% of FP17s for the same patient ID Re-attending between 3 & 9 months - Children	1,046	2,194	47.7%	51.5%	59.1%	58.1%
% of FP17s for the same patient ID Re-attending between 3 & 9 months - Adults	1,740	3,983	43.7%	47.4%	51.7%	50.6%
% of FP17s for Band 1 Urgent Courses	346	5,756	6.0%	8.1%	8.0%	9.1%
% of FP17s Relating to Free Repair or Replacements	17	5,756	0.3%	0.7%	0.8%	0.8%
% of FP17s Relating to Continuations	9	5,756	0.2%	0.8%	1.0%	1.1%
% of Patients satisfied with the dentistry they have received	14	14	100.0%	91.3%	91.5%	91.4%
% of Patients satisfied with the time they had to wait for an appointment	13	14	92.9%	90.2%	88.2%	87.7%

* This is based on patients treated on this contract for their most recent course of treatment. Figures in italics indicate the base number of FP17s or Patient Questionnaire responses are less than 100. N/A is shown where the base number of responses is less than 10 during the period. % is calculated as Quantity/Base number*100

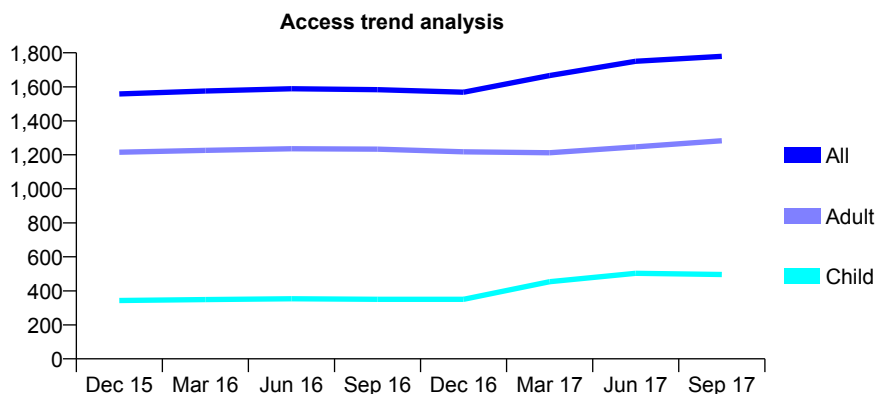
Q54 - Vital Signs At a Glance Contract Report for 643572/0002 - September 2017

Name or company name	DR JF ALLSOPP
Contract type name	GDS Contract
Purpose of contract	General and Orthodontic
Contract start date	01/04/2006
Contract end date	

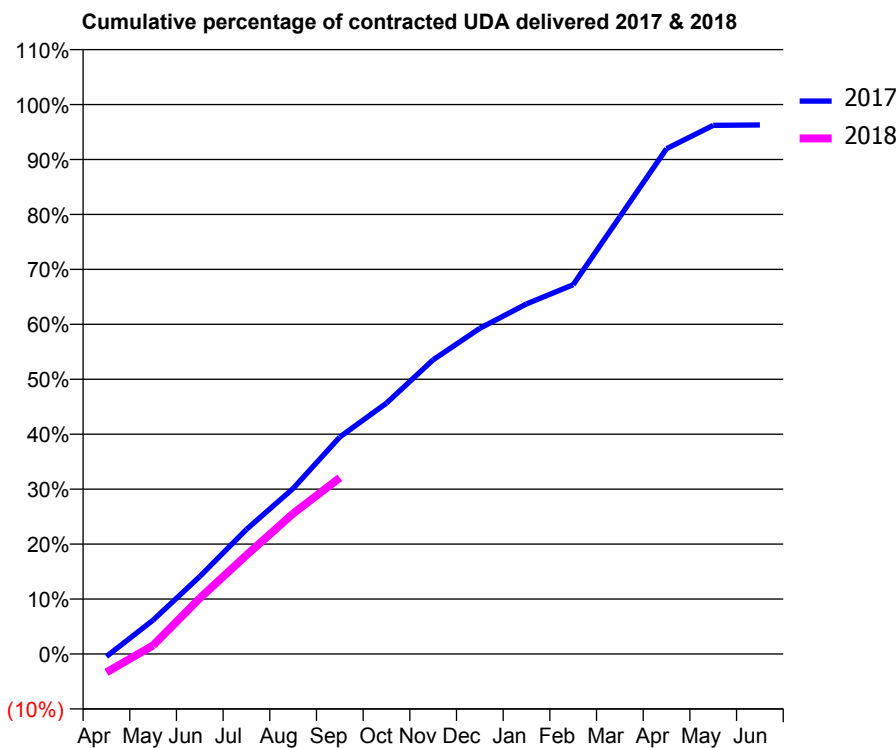
17/18 Contracted general activity (UDA)	4,835
Carry forward general activity (UDA)	180
17/18 Contracted orthodontic activity (UOA)	760
Carry forward orthodontic activity (UOA)	-16
Baseline contract value	£166,624.93

ACCESS*

Patients seen in 24 months	Total	Change since previous quarter
Quarter ending September 2016	1,583	
Quarter ending December 2016	1,568	→
Quarter ending March 2017	1,666	↑
Quarter ending June 2017	1,750	↑
Quarter ending September 2017	1,779	→
Variance since September 2016	12.4%	↑



ACTIVITY



Month	Adjusted Scheduled Activity (UDA)	
	2017	2018
April	-23	-163
May	299	76
June	683	491
July	1,096	870
August	1,457	1,236
September	1,909	1,550
October	2,208	
November	2,589	
December	2,866	
January	3,081	
February	3,250	
March	3,848	
April	4,446	
May	4,652	
June	4,655	

QUALITY

	Quantity	Base Number	Contract	AT	Region	England
% of FP17s for the same patient ID Re-attending within 3 months - Children	19	602	3.2%	9.9%	11.6%	11.9%
% of FP17s for the same patient ID Re-attending within 3 months - Adults	91	905	10.1%	14.7%	15.2%	15.9%
% of FP17s for the same patient ID Re-attending between 3 & 9 months - Children	91	602	15.1%	51.5%	59.1%	58.1%
% of FP17s for the same patient ID Re-attending between 3 & 9 months - Adults	430	905	47.5%	47.4%	51.7%	50.6%
% of FP17s for Band 1 Urgent Courses	11	910	1.2%	8.1%	8.0%	9.1%
% of FP17s Relating to Free Repair or Replacements	10	910	1.1%	0.7%	0.8%	0.8%
% of FP17s Relating to Continuations	11	910	1.2%	0.8%	1.0%	1.1%
% of Patients satisfied with the dentistry they have received	3	3	N/A	91.3%	91.5%	91.4%
% of Patients satisfied with the time they had to wait for an appointment	3	3	N/A	90.2%	88.2%	87.7%

* This is based on patients treated on this contract for their most recent course of treatment. Figures in italics indicate the base number of FP17s or Patient Questionnaire responses are less than 100. N/A is shown where the base number of responses is less than 10 during the period. % is calculated as Quantity/Base number*100

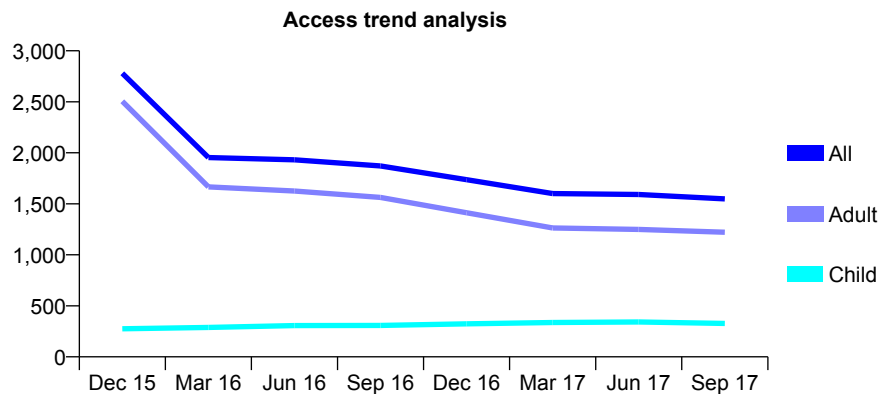
Q54 - Vital Signs At a Glance Contract Report for 650544/0001 - September 2017

Name or company name	MR GD BROWN
Contract type name	GDS Contract
Purpose of contract	General
Contract start date	01/04/2006
Contract end date	

17/18 Contracted general activity (UDA)	6,000
Carry forward general activity (UDA)	0
17/18 Contracted orthodontic activity (UOA)	0
Carry forward orthodontic activity (UOA)	0
Baseline contract value	£159,799.48

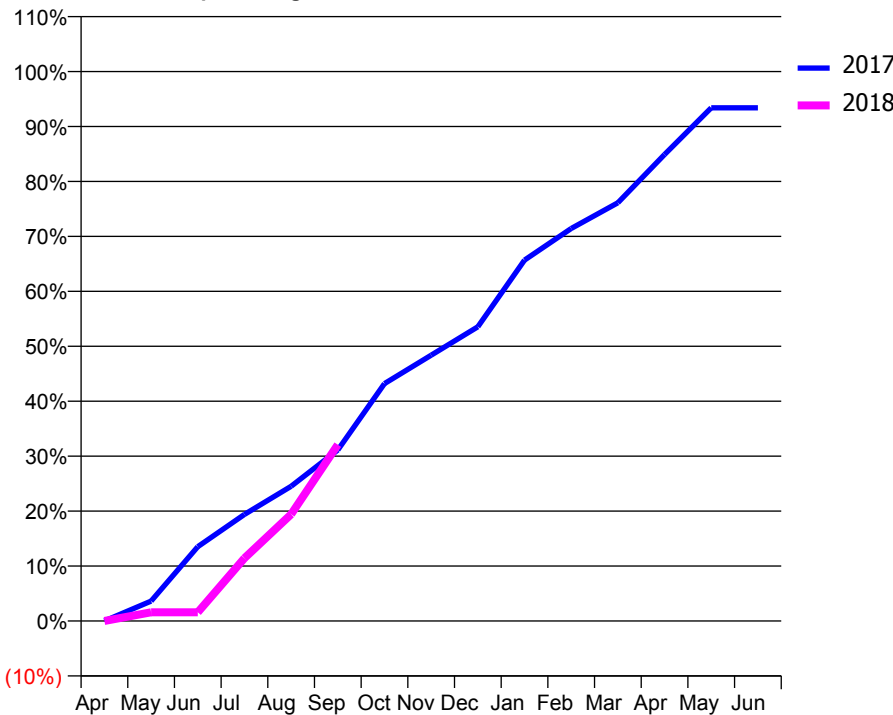
ACCESS*

Patients seen in 24 months	Total	Change since previous quarter
Quarter ending September 2016	1,871	
Quarter ending December 2016	1,736	↓
Quarter ending March 2017	1,601	↓
Quarter ending June 2017	1,591	→
Quarter ending September 2017	1,549	↓
Variance since September 2016	(17.2%)	↓



ACTIVITY

Cumulative percentage of contracted UDA delivered 2017 & 2018



Month	Adjusted Scheduled Activity (UDA)	
	2017	2018
April	0	0
May	218	95
June	812	95
July	1,164	686
August	1,471	1,166
September	1,868	1,926
October	2,593	
November	2,903	
December	3,213	
January	3,940	
February	4,285	
March	4,567	
April	5,095	
May	5,603	
June	5,603	

QUALITY

	Quantity	Base Number	Contract	AT	Region	England
% of FP17s for the same patient ID Re-attending within 3 months - Children	6	139	4.3%	9.9%	11.6%	11.9%
% of FP17s for the same patient ID Re-attending within 3 months - Adults	40	474	8.4%	14.7%	15.2%	15.9%
% of FP17s for the same patient ID Re-attending between 3 & 9 months - Children	22	139	15.8%	51.5%	59.1%	58.1%
% of FP17s for the same patient ID Re-attending between 3 & 9 months - Adults	93	474	19.6%	47.4%	51.7%	50.6%
% of FP17s for Band 1 Urgent Courses	5	420	1.2%	8.1%	8.0%	9.1%
% of FP17s Relating to Free Repair or Replacements	3	420	0.7%	0.7%	0.8%	0.8%
% of FP17s Relating to Continuations	8	420	1.9%	0.8%	1.0%	1.1%
% of Patients satisfied with the dentistry they have received	1	1	N/A	91.3%	91.5%	91.4%
% of Patients satisfied with the time they had to wait for an appointment	1	1	N/A	90.2%	88.2%	87.7%

* This is based on patients treated on this contract for their most recent course of treatment. Figures in italics indicate the base number of FP17s or Patient Questionnaire responses are less than 100. N/A is shown where the base number of responses is less than 10 during the period. % is calculated as Quantity/Base number*100

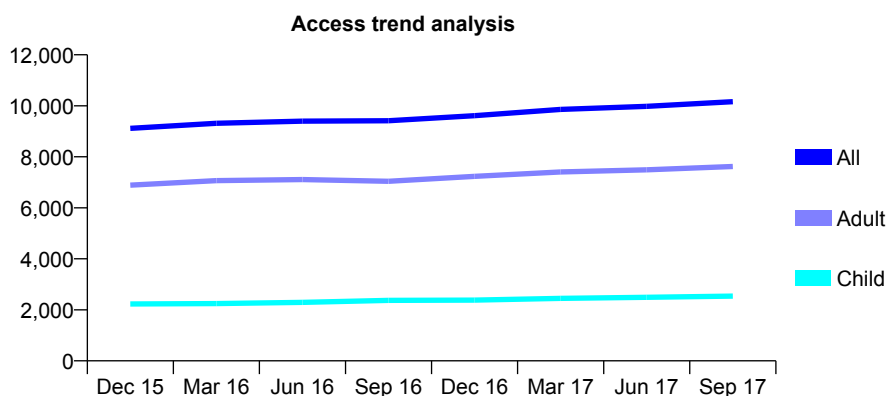
Q54 - Vital Signs At a Glance Contract Report for 658421/0001 - September 2017

Name or company name	MR ES HAYER
Contract type name	GDS Contract
Purpose of contract	General and Orthodontic
Contract start date	01/04/2006
Contract end date	

17/18 Contracted general activity (UDA)	21,866
Carry forward general activity (UDA)	-281
17/18 Contracted orthodontic activity (UOA)	387
Carry forward orthodontic activity (UOA)	-1
Baseline contract value	£548,862.11

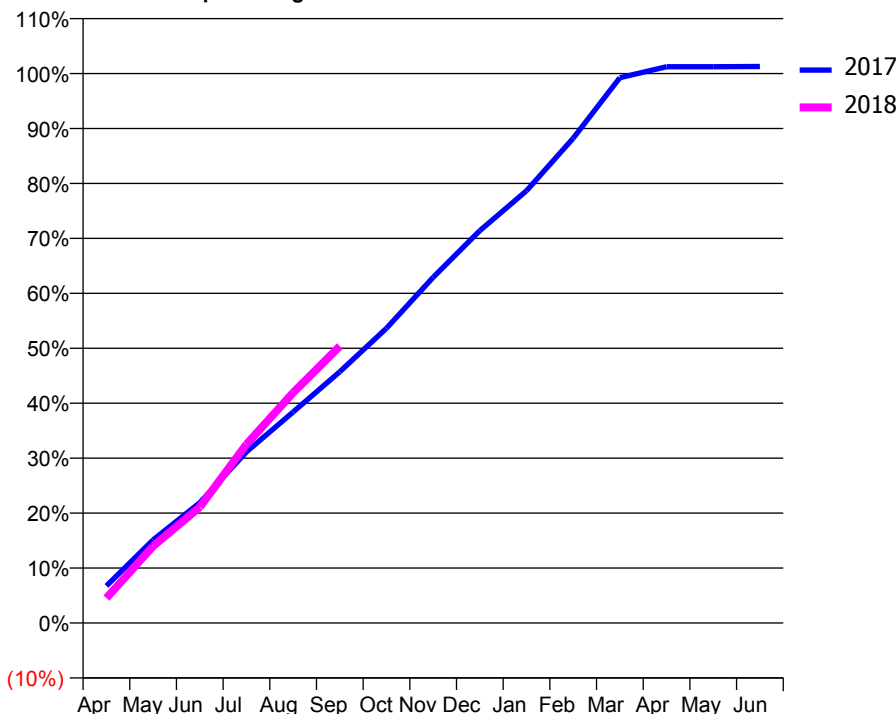
ACCESS*

Patients seen in 24 months	Total	Change since previous quarter
Quarter ending September 2016	9,414	
Quarter ending December 2016	9,613	↑
Quarter ending March 2017	9,858	↑
Quarter ending June 2017	9,981	→
Quarter ending September 2017	10,160	→
Variance since September 2016	7.9%	↑



ACTIVITY

Cumulative percentage of contracted UDA delivered 2017 & 2018



Month	Adjusted Scheduled Activity (UDA)	
	2017	2018
April	1,479	994
May	3,309	3,057
June	4,790	4,612
July	6,810	7,116
August	8,399	9,167
September	10,001	11,017
October	11,729	
November	13,754	
December	15,611	
January	17,202	
February	19,293	
March	21,701	
April	22,135	
May	22,135	
June	22,147	

QUALITY

	Quantity	Base Number	Contract	AT	Region	England
% of FP17s for the same patient ID Re-attending within 3 months - Children	77	1,504	5.1%	9.9%	11.6%	11.9%
% of FP17s for the same patient ID Re-attending within 3 months - Adults	400	3,890	10.3%	14.7%	15.2%	15.9%
% of FP17s for the same patient ID Re-attending between 3 & 9 months - Children	567	1,504	37.7%	51.5%	59.1%	58.1%
% of FP17s for the same patient ID Re-attending between 3 & 9 months - Adults	1,224	3,890	31.5%	47.4%	51.7%	50.6%
% of FP17s for Band 1 Urgent Courses	316	4,937	6.4%	8.1%	8.0%	9.1%
% of FP17s Relating to Free Repair or Replacements	54	4,937	1.1%	0.7%	0.8%	0.8%
% of FP17s Relating to Continuations	44	4,937	0.9%	0.8%	1.0%	1.1%
% of Patients satisfied with the dentistry they have received	12	15	80.0%	91.3%	91.5%	91.4%
% of Patients satisfied with the time they had to wait for an appointment	14	15	93.3%	90.2%	88.2%	87.7%

* This is based on patients treated on this contract for their most recent course of treatment. Figures in italics indicate the base number of FP17s or Patient Questionnaire responses are less than 100. N/A is shown where the base number of responses is less than 10 during the period. % is calculated as Quantity/Base number*100

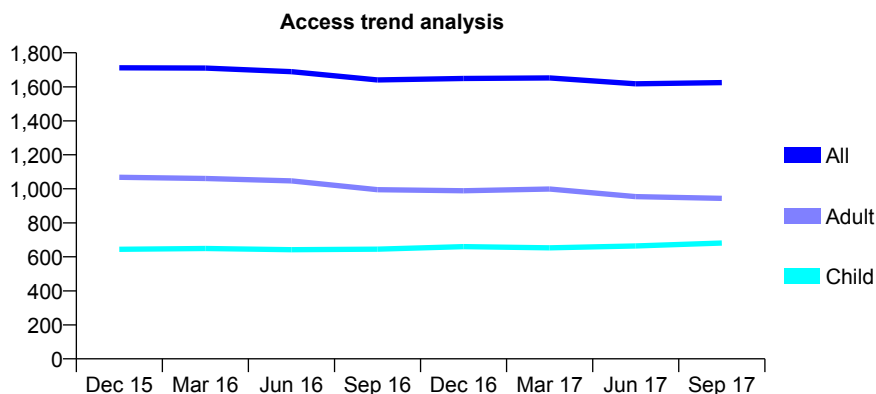
Q54 - Vital Signs At a Glance Contract Report for 658995/0001 - September 2017

Name or company name	MR SR MEHTA
Contract type name	GDS Contract
Purpose of contract	General
Contract start date	16/08/2011
Contract end date	

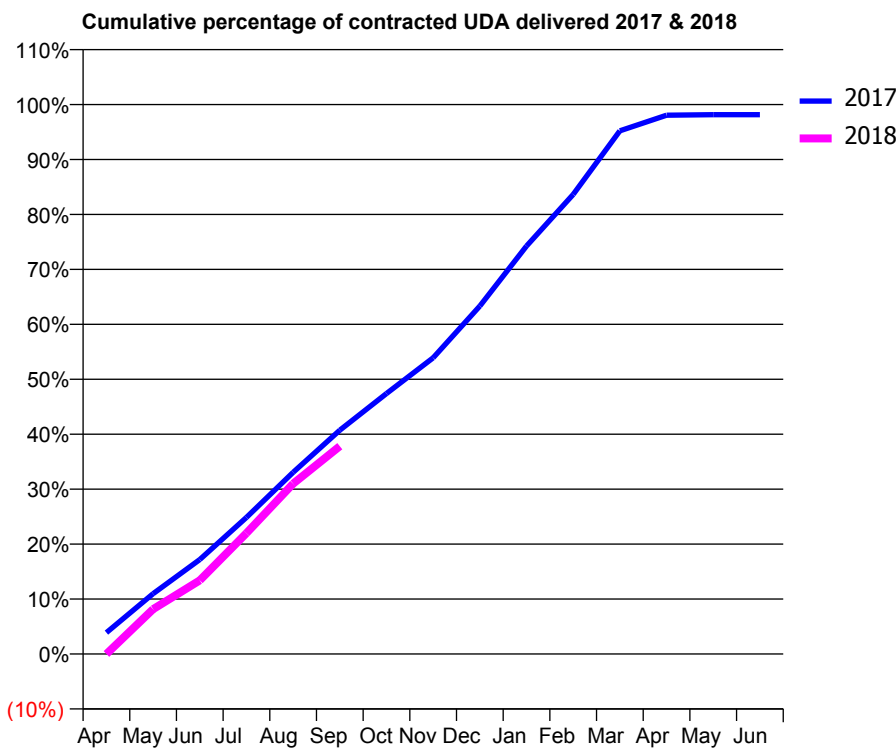
17/18 Contracted general activity (UDA)	5,107
Carry forward general activity (UDA)	0
17/18 Contracted orthodontic activity (UOA)	0
Carry forward orthodontic activity (UOA)	0
Baseline contract value	£106,412.61

ACCESS*

Patients seen in 24 months	Total	Change since previous quarter
Quarter ending September 2016	1,640	
Quarter ending December 2016	1,649	→
Quarter ending March 2017	1,652	→
Quarter ending June 2017	1,618	↓
Quarter ending September 2017	1,625	→
Variance since September 2016	(0.9%)	→



ACTIVITY



Month	Adjusted Scheduled Activity (UDA)	
	2017	2018
April	198	0
May	561	417
June	878	684
July	1,270	1,124
August	1,689	1,584
September	2,081	1,931
October	2,421	
November	2,753	
December	3,234	
January	3,792	
February	4,271	
March	4,862	
April	5,008	
May	5,013	
June	5,013	

QUALITY

	Quantity	Base Number	Contract	AT	Region	England
% of FP17s for the same patient ID Re-attending within 3 months - Children	15	359	4.2%	9.9%	11.6%	11.9%
% of FP17s for the same patient ID Re-attending within 3 months - Adults	41	374	11.0%	14.7%	15.2%	15.9%
% of FP17s for the same patient ID Re-attending between 3 & 9 months - Children	139	359	38.7%	51.5%	59.1%	58.1%
% of FP17s for the same patient ID Re-attending between 3 & 9 months - Adults	125	374	33.4%	47.4%	51.7%	50.6%
% of FP17s for Band 1 Urgent Courses	31	681	4.6%	8.1%	8.0%	9.1%
% of FP17s Relating to Free Repair or Replacements	1	681	0.1%	0.7%	0.8%	0.8%
% of FP17s Relating to Continuations	3	681	0.4%	0.8%	1.0%	1.1%
% of Patients satisfied with the dentistry they have received	1	1	N/A	91.3%	91.5%	91.4%
% of Patients satisfied with the time they had to wait for an appointment	1	1	N/A	90.2%	88.2%	87.7%

* This is based on patients treated on this contract for their most recent course of treatment. Figures in italics indicate the base number of FP17s or Patient Questionnaire responses are less than 100. N/A is shown where the base number of responses is less than 10 during the period. % is calculated as Quantity/Base number*100

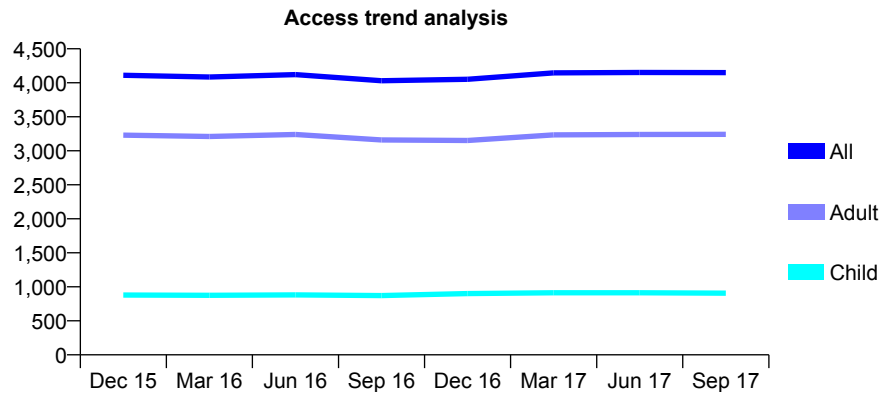
Q54 - Vital Signs At a Glance Contract Report for 660094/0001 - September 2017

Name or company name	MISS HL PHAM
Contract type name	GDS Contract
Purpose of contract	General
Contract start date	01/04/2006
Contract end date	

17/18 Contracted general activity (UDA)	16,200
Carry forward general activity (UDA)	16
17/18 Contracted orthodontic activity (UOA)	0
Carry forward orthodontic activity (UOA)	0
Baseline contract value	£394,186.26

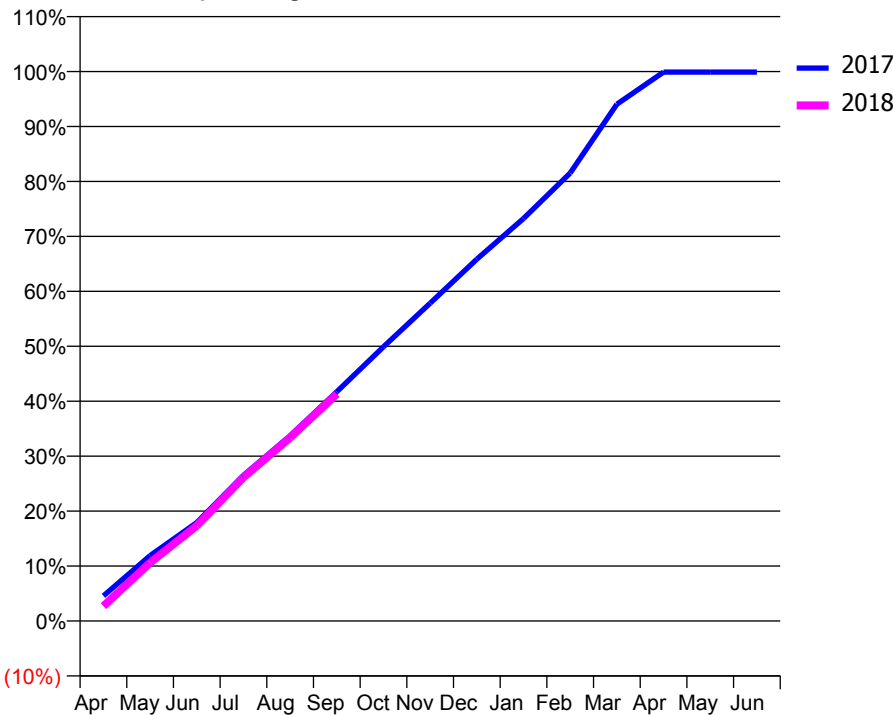
ACCESS*

Patients seen in 24 months	Total	Change since previous quarter
Quarter ending September 2016	4,031	
Quarter ending December 2016	4,051	→
Quarter ending March 2017	4,146	↑
Quarter ending June 2017	4,152	→
Quarter ending September 2017	4,150	→
Variance since September 2016	3.0%	↑



ACTIVITY

Cumulative percentage of contracted UDA delivered 2017 & 2018



Month	Adjusted Scheduled Activity (UDA)	
	2017	2018
April	739	439
May	1,927	1,720
June	2,902	2,809
July	4,294	4,234
August	5,464	5,409
September	6,759	6,694
October	8,085	
November	9,369	
December	10,666	
January	11,868	
February	13,206	
March	15,234	
April	16,182	
May	16,182	
June	16,183	

QUALITY

	Quantity	Base Number	Contract	AT	Region	England
% of FP17s for the same patient ID Re-attending within 3 months - Children	41	611	6.7%	9.9%	11.6%	11.9%
% of FP17s for the same patient ID Re-attending within 3 months - Adults	355	2,329	15.2%	14.7%	15.2%	15.9%
% of FP17s for the same patient ID Re-attending between 3 & 9 months - Children	340	611	55.6%	51.5%	59.1%	58.1%
% of FP17s for the same patient ID Re-attending between 3 & 9 months - Adults	1,345	2,329	57.8%	47.4%	51.7%	50.6%
% of FP17s for Band 1 Urgent Courses	292	2,708	10.8%	8.1%	8.0%	9.1%
% of FP17s Relating to Free Repair or Replacements	41	2,708	1.5%	0.7%	0.8%	0.8%
% of FP17s Relating to Continuations	20	2,708	0.7%	0.8%	1.0%	1.1%
% of Patients satisfied with the dentistry they have received	5	5	N/A	91.3%	91.5%	91.4%
% of Patients satisfied with the time they had to wait for an appointment	5	5	N/A	90.2%	88.2%	87.7%

* This is based on patients treated on this contract for their most recent course of treatment. Figures in italics indicate the base number of FP17s or Patient Questionnaire responses are less than 100. N/A is shown where the base number of responses is less than 10 during the period. % is calculated as Quantity/Base number*100

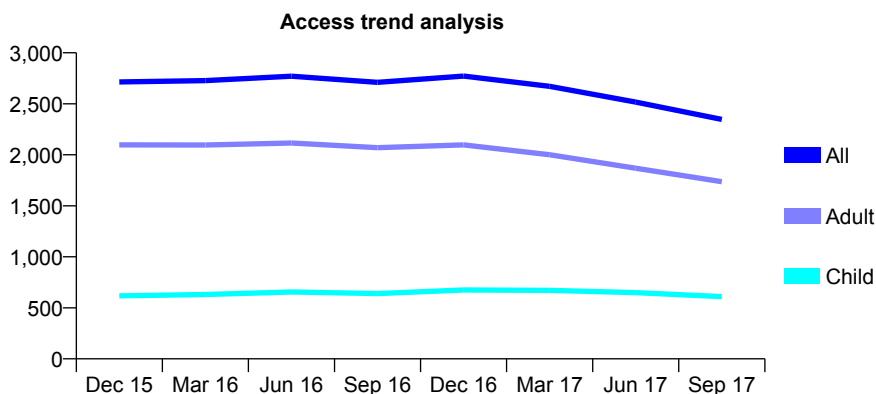
Q54 - Vital Signs At a Glance Contract Report for 673749/0001 - September 2017

Name or company name	MR R KUMAR
Contract type name	Pilot Contract
Purpose of contract	General and Orthodontic
Contract start date	01/04/2006
Contract end date	

17/18 Contracted general activity (UDA)	9,973
Carry forward general activity (UDA)	0
17/18 Contracted orthodontic activity (UOA)	210
Carry forward orthodontic activity (UOA)	0
Baseline contract value	£271,177.03

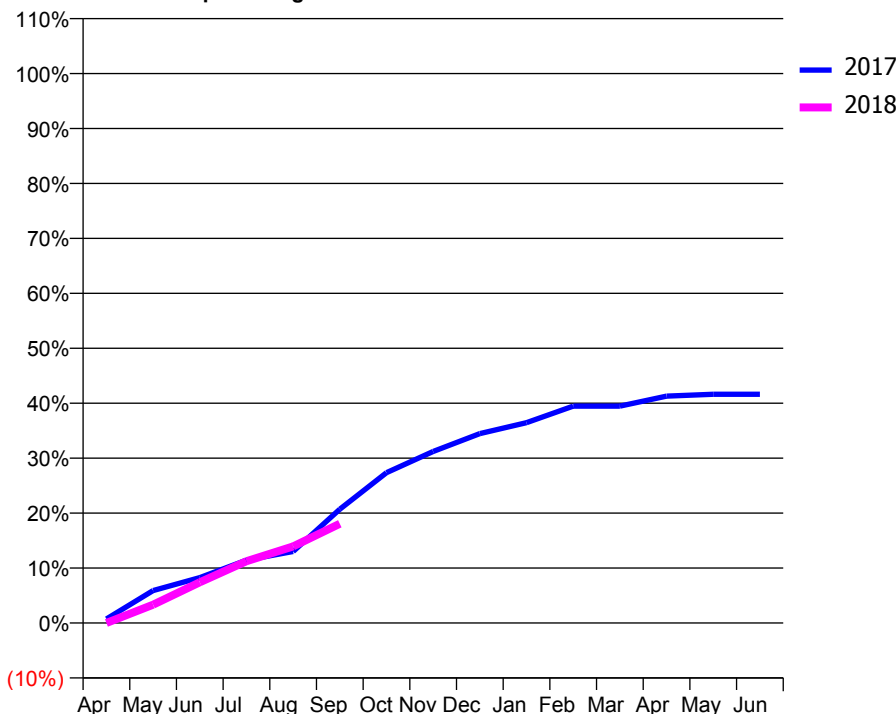
ACCESS*

Patients seen in 24 months	Total	Change since previous quarter
Quarter ending September 2016	2,710	
Quarter ending December 2016	2,772	↑
Quarter ending March 2017	2,671	↓
Quarter ending June 2017	2,517	↓
Quarter ending September 2017	2,347	↓
Variance since September 2016	(13.4%)	↓



ACTIVITY

Cumulative percentage of contracted UDA delivered 2017 & 2018



Adjusted Scheduled Activity (UDA)

Month	2017	2018
April	75	0
May	589	333
June	824	739
July	1,141	1,122
August	1,298	1,390
September	2,064	1,802
October	2,729	
November	3,114	
December	3,438	
January	3,635	
February	3,936	
March	3,936	
April	4,118	
May	4,151	
June	4,152	

QUALITY

	Quantity	Base Number	Contract	AT	Region	England
% of FP17s for the same patient ID Re-attending within 3 months - Children	13	436	3.0%	9.9%	11.6%	11.9%
% of FP17s for the same patient ID Re-attending within 3 months - Adults	27	575	4.7%	14.7%	15.2%	15.9%
% of FP17s for the same patient ID Re-attending between 3 & 9 months - Children	210	436	48.2%	51.5%	59.1%	58.1%
% of FP17s for the same patient ID Re-attending between 3 & 9 months - Adults	209	575	36.3%	47.4%	51.7%	50.6%
% of FP17s for Band 1 Urgent Courses	66	826	8.0%	8.1%	8.0%	9.1%
% of FP17s Relating to Free Repair or Replacements	1	826	0.1%	0.7%	0.8%	0.8%
% of FP17s Relating to Continuations	2	826	0.2%	0.8%	1.0%	1.1%
% of Patients satisfied with the dentistry they have received	0	0	N/A	91.3%	91.5%	91.4%
% of Patients satisfied with the time they had to wait for an appointment	0	0	N/A	90.2%	88.2%	87.7%

* This is based on patients treated on this contract for their most recent course of treatment. Figures in italics indicate the base number of FP17s or Patient Questionnaire responses are less than 100. N/A is shown where the base number of responses is less than 10 during the period. % is calculated as Quantity/Base number*100

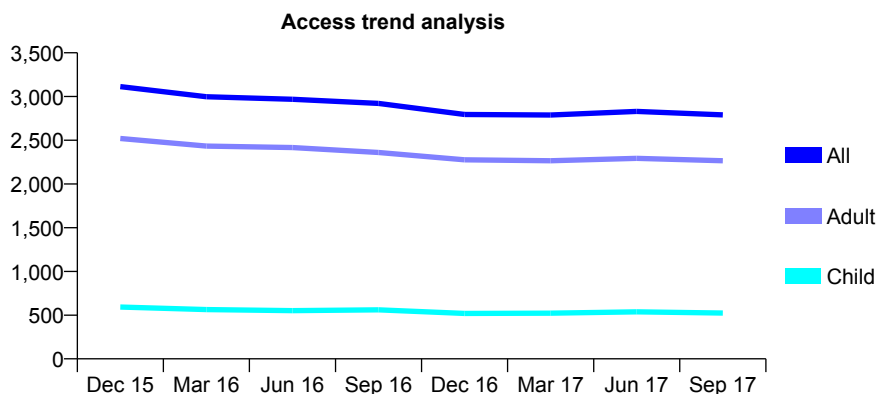
Q54 - Vital Signs At a Glance Contract Report for 677566/0001 - September 2017

Name or company name	MR N KHALED
Contract type name	GDS Contract
Purpose of contract	General
Contract start date	01/12/2006
Contract end date	

17/18 Contracted general activity (UDA)	15,657
Carry forward general activity (UDA)	0
17/18 Contracted orthodontic activity (UOA)	0
Carry forward orthodontic activity (UOA)	0
Baseline contract value	£395,046.07

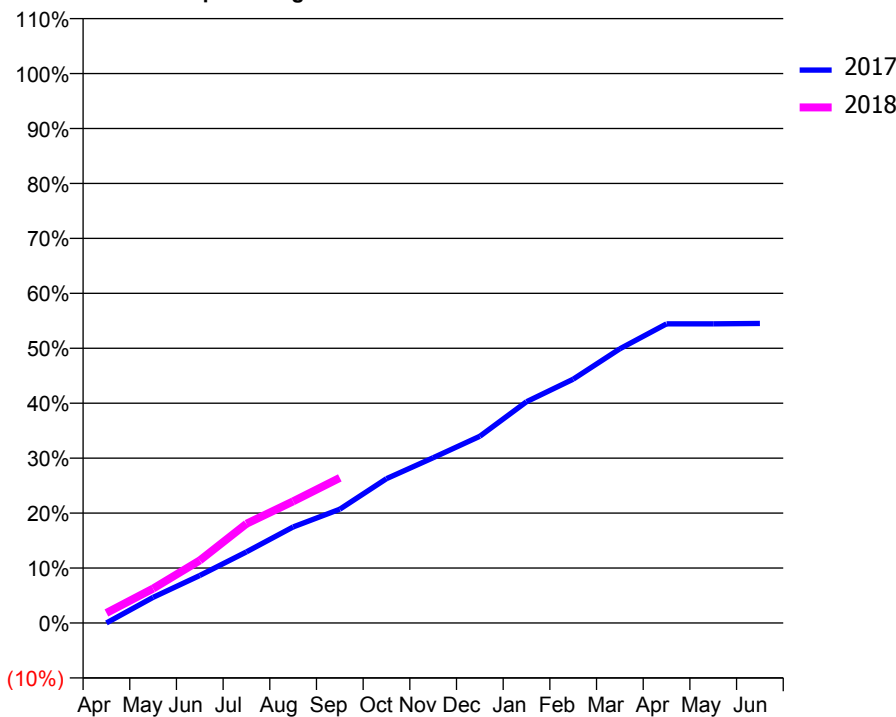
ACCESS*

Patients seen in 24 months	Total	Change since previous quarter
Quarter ending September 2016	2,921	
Quarter ending December 2016	2,795	↓
Quarter ending March 2017	2,789	→
Quarter ending June 2017	2,830	→
Quarter ending September 2017	2,790	↓
Variance since September 2016	(4.5%)	↓



ACTIVITY

Cumulative percentage of contracted UDA delivered 2017 & 2018



Month	Adjusted Scheduled Activity (UDA)	
	2017	2018
April	0	286
May	730	983
June	1,353	1,783
July	2,027	2,828
August	2,736	3,466
September	3,242	4,136
October	4,113	
November	4,709	
December	5,322	
January	6,305	
February	6,946	
March	7,815	
April	8,525	
May	8,524	
June	8,537	

QUALITY

	Quantity	Base Number	Contract	AT	Region	England
% of FP17s for the same patient ID Re-attending within 3 months - Children	29	320	9.1%	9.9%	11.6%	11.9%
% of FP17s for the same patient ID Re-attending within 3 months - Adults	259	1,323	19.6%	14.7%	15.2%	15.9%
% of FP17s for the same patient ID Re-attending between 3 & 9 months - Children	121	320	37.8%	51.5%	59.1%	58.1%
% of FP17s for the same patient ID Re-attending between 3 & 9 months - Adults	430	1,323	32.5%	47.4%	51.7%	50.6%
% of FP17s for Band 1 Urgent Courses	47	1,477	3.2%	8.1%	8.0%	9.1%
% of FP17s Relating to Free Repair or Replacements	14	1,477	0.9%	0.7%	0.8%	0.8%
% of FP17s Relating to Continuations	58	1,477	3.9%	0.8%	1.0%	1.1%
% of Patients satisfied with the dentistry they have received	1	1	N/A	91.3%	91.5%	91.4%
% of Patients satisfied with the time they had to wait for an appointment	1	1	N/A	90.2%	88.2%	87.7%

* This is based on patients treated on this contract for their most recent course of treatment. Figures in italics indicate the base number of FP17s or Patient Questionnaire responses are less than 100. N/A is shown where the base number of responses is less than 10 during the period. % is calculated as Quantity/Base number*100

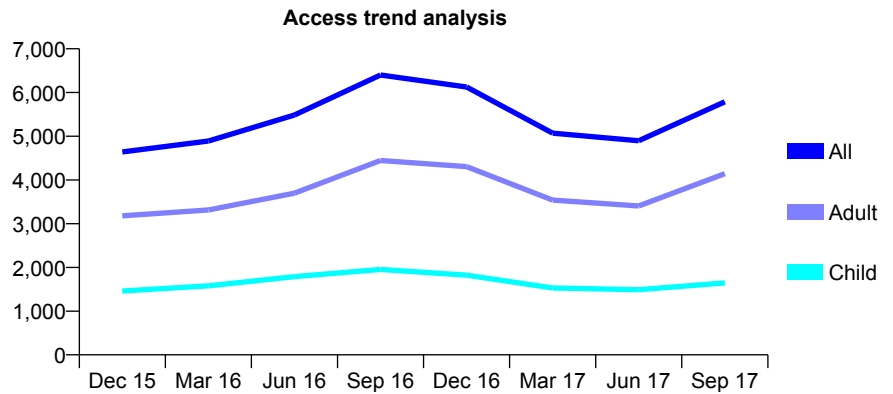
Q54 - Vital Signs At a Glance Contract Report for 677620/0002 - September 2017

Name or company name	MR MA ILYAS
Contract type name	GDS Contract
Purpose of contract	General
Contract start date	01/04/2006
Contract end date	

17/18 Contracted general activity (UDA)	14,933
Carry forward general activity (UDA)	492
17/18 Contracted orthodontic activity (UOA)	0
Carry forward orthodontic activity (UOA)	0
Baseline contract value	£339,696.47

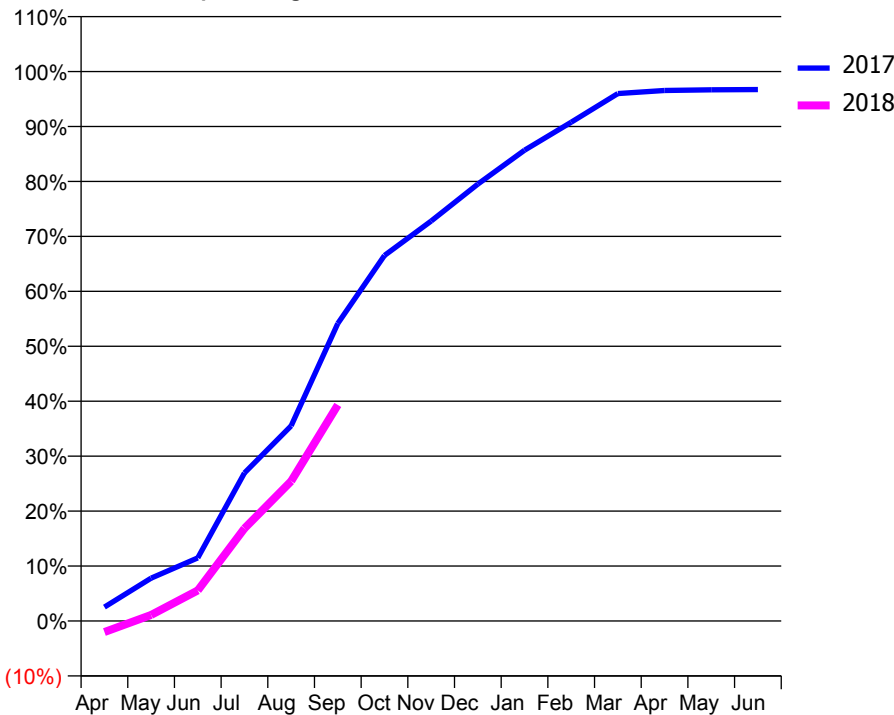
ACCESS*

Patients seen in 24 months	Total	Change since previous quarter
Quarter ending September 2016	6,400	
Quarter ending December 2016	6,125	↓
Quarter ending March 2017	5,071	↓
Quarter ending June 2017	4,896	↓
Quarter ending September 2017	5,789	↑
Variance since September 2016	(9.5%)	↓



ACTIVITY

Cumulative percentage of contracted UDA delivered 2017 & 2018



Month	Adjusted Scheduled Activity (UDA)	
	2017	2018
April	378	-301
May	1,165	165
June	1,714	830
July	4,026	2,518
August	5,304	3,801
September	8,086	5,873
October	9,936	
November	10,868	
December	11,872	
January	12,794	
February	13,556	
March	14,332	
April	14,417	
May	14,436	
June	14,441	

QUALITY

	Quantity	Base Number	Contract	AT	Region	England
% of FP17s for the same patient ID Re-attending within 3 months - Children	30	1,108	2.7%	9.9%	11.6%	11.9%
% of FP17s for the same patient ID Re-attending within 3 months - Adults	186	2,819	6.6%	14.7%	15.2%	15.9%
% of FP17s for the same patient ID Re-attending between 3 & 9 months - Children	343	1,108	31.0%	51.5%	59.1%	58.1%
% of FP17s for the same patient ID Re-attending between 3 & 9 months - Adults	827	2,819	29.3%	47.4%	51.7%	50.6%
% of FP17s for Band 1 Urgent Courses	212	3,466	6.1%	8.1%	8.0%	9.1%
% of FP17s Relating to Free Repair or Replacements	16	3,466	0.5%	0.7%	0.8%	0.8%
% of FP17s Relating to Continuations	4	3,466	0.1%	0.8%	1.0%	1.1%
% of Patients satisfied with the dentistry they have received	10	10	100.0%	91.3%	91.5%	91.4%
% of Patients satisfied with the time they had to wait for an appointment	10	10	100.0%	90.2%	88.2%	87.7%

* This is based on patients treated on this contract for their most recent course of treatment. Figures in italics indicate the base number of FP17s or Patient Questionnaire responses are less than 100. N/A is shown where the base number of responses is less than 10 during the period. % is calculated as Quantity/Base number*100

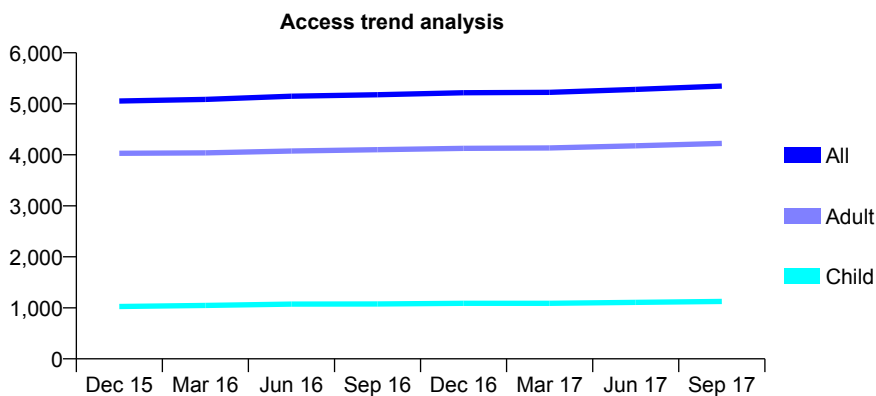
Q54 - Vital Signs At a Glance Contract Report for 678139/0001 - September 2017

Name or company name	MS WP CHEUNG
Contract type name	GDS Contract
Purpose of contract	General
Contract start date	01/04/2006
Contract end date	

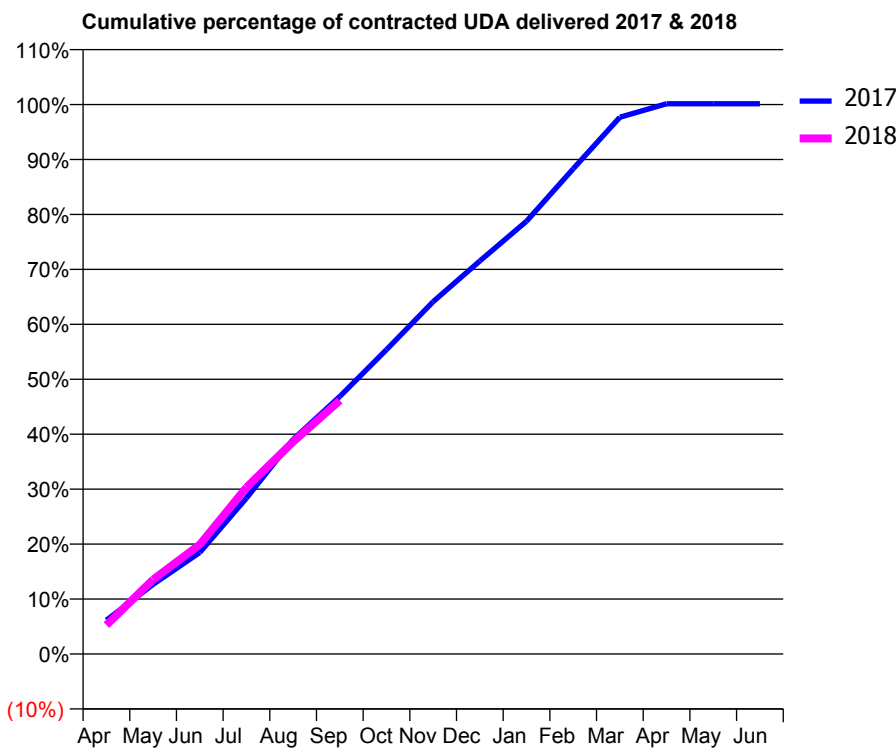
17/18 Contracted general activity (UDA)	16,054
Carry forward general activity (UDA)	0
17/18 Contracted orthodontic activity (UOA)	0
Carry forward orthodontic activity (UOA)	0
Baseline contract value	£339,318.56

ACCESS*

Patients seen in 24 months	Total	Change since previous quarter
Quarter ending September 2016	5,178	
Quarter ending December 2016	5,216	→
Quarter ending March 2017	5,225	→
Quarter ending June 2017	5,283	→
Quarter ending September 2017	5,349	→
Variance since September 2016	3.3%	↑



ACTIVITY



Month	Adjusted Scheduled Activity (UDA)	
	2017	2018
April	988	846
May	2,034	2,176
June	2,968	3,197
July	4,556	4,868
August	6,269	6,201
September	7,524	7,406
October	8,891	
November	10,296	
December	11,484	
January	12,645	
February	14,174	
March	15,683	
April	16,074	
May	16,074	
June	16,074	

QUALITY

	Quantity	Base Number	Contract	AT	Region	England
% of FP17s for the same patient ID Re-attending within 3 months - Children	27	871	3.1%	9.9%	11.6%	11.9%
% of FP17s for the same patient ID Re-attending within 3 months - Adults	471	3,394	13.9%	14.7%	15.2%	15.9%
% of FP17s for the same patient ID Re-attending between 3 & 9 months - Children	571	871	65.6%	51.5%	59.1%	58.1%
% of FP17s for the same patient ID Re-attending between 3 & 9 months - Adults	2,225	3,394	65.6%	47.4%	51.7%	50.6%
% of FP17s for Band 1 Urgent Courses	208	4,075	5.1%	8.1%	8.0%	9.1%
% of FP17s Relating to Free Repair or Replacements	54	4,075	1.3%	0.7%	0.8%	0.8%
% of FP17s Relating to Continuations	65	4,075	1.6%	0.8%	1.0%	1.1%
% of Patients satisfied with the dentistry they have received	11	12	91.7%	91.3%	91.5%	91.4%
% of Patients satisfied with the time they had to wait for an appointment	10	12	83.3%	90.2%	88.2%	87.7%

* This is based on patients treated on this contract for their most recent course of treatment. Figures in italics indicate the base number of FP17s or Patient Questionnaire responses are less than 100. N/A is shown where the base number of responses is less than 10 during the period. % is calculated as Quantity/Base number*100

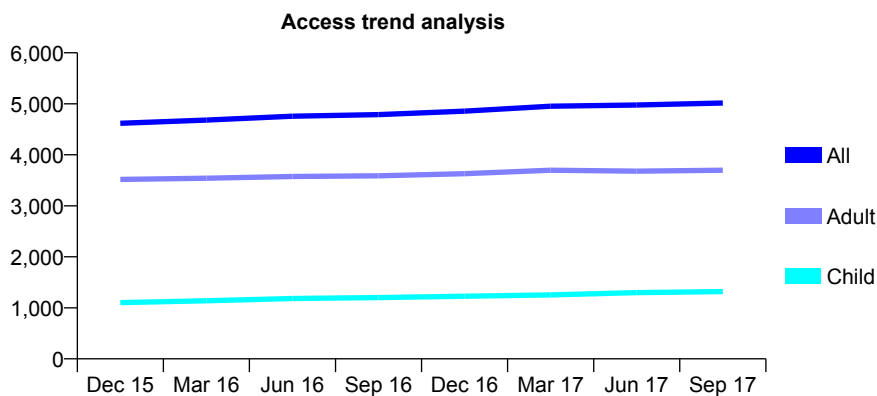
Q54 - Vital Signs At a Glance Contract Report for 678325/0001 - September 2017

Name or company name	MR MS PARMAR
Contract type name	GDS Contract
Purpose of contract	General
Contract start date	01/04/2006
Contract end date	

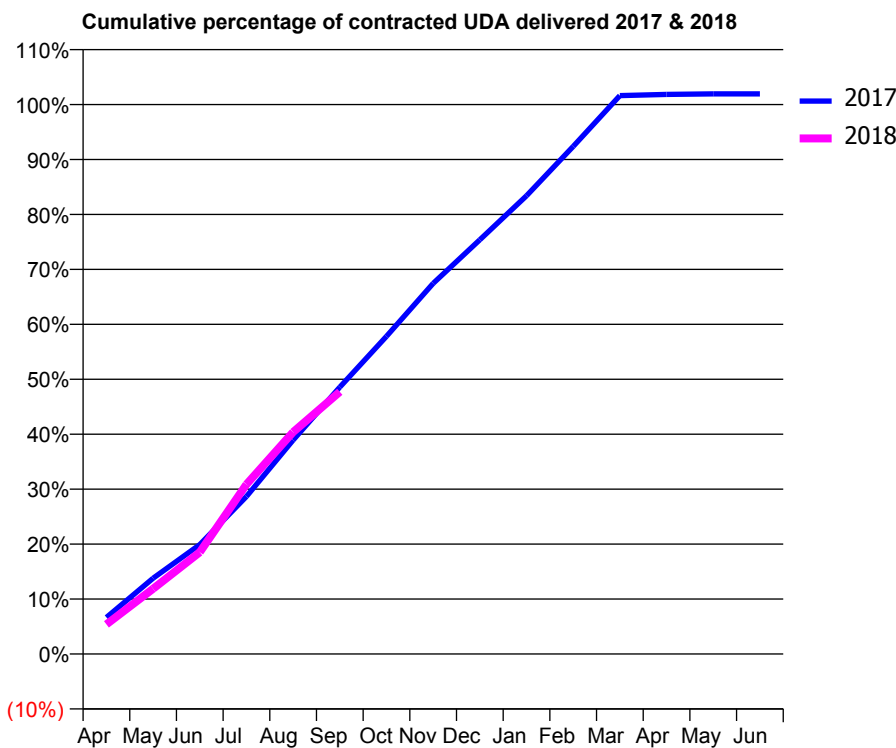
17/18 Contracted general activity (UDA)	9,855
Carry forward general activity (UDA)	-192
17/18 Contracted orthodontic activity (UOA)	0
Carry forward orthodontic activity (UOA)	0
Baseline contract value	£274,274.64

ACCESS*

Patients seen in 24 months	Total	Change since previous quarter
Quarter ending September 2016	4,789	
Quarter ending December 2016	4,857	→
Quarter ending March 2017	4,952	→
Quarter ending June 2017	4,977	→
Quarter ending September 2017	5,015	→
Variance since September 2016	4.7%	↑



ACTIVITY



Month	Adjusted Scheduled Activity (UDA)	
	2017	2018
April	657	532
May	1,361	1,171
June	1,963	1,826
July	2,826	3,043
August	3,836	3,982
September	4,786	4,704
October	5,699	
November	6,648	
December	7,429	
January	8,218	
February	9,103	
March	10,014	
April	10,036	
May	10,046	
June	10,047	

QUALITY

	Quantity	Base Number	Contract	AT	Region	England
% of FP17s for the same patient ID Re-attending within 3 months - Children	54	837	6.5%	9.9%	11.6%	11.9%
% of FP17s for the same patient ID Re-attending within 3 months - Adults	170	1,935	8.8%	14.7%	15.2%	15.9%
% of FP17s for the same patient ID Re-attending between 3 & 9 months - Children	400	837	47.8%	51.5%	59.1%	58.1%
% of FP17s for the same patient ID Re-attending between 3 & 9 months - Adults	871	1,935	45.0%	47.4%	51.7%	50.6%
% of FP17s for Band 1 Urgent Courses	83	2,324	3.6%	8.1%	8.0%	9.1%
% of FP17s Relating to Free Repair or Replacements	13	2,324	0.6%	0.7%	0.8%	0.8%
% of FP17s Relating to Continuations	10	2,324	0.4%	0.8%	1.0%	1.1%
% of Patients satisfied with the dentistry they have received	7	8	N/A	91.3%	91.5%	91.4%
% of Patients satisfied with the time they had to wait for an appointment	7	8	N/A	90.2%	88.2%	87.7%

* This is based on patients treated on this contract for their most recent course of treatment. Figures in italics indicate the base number of FP17s or Patient Questionnaire responses are less than 100. N/A is shown where the base number of responses is less than 10 during the period. % is calculated as Quantity/Base number*100

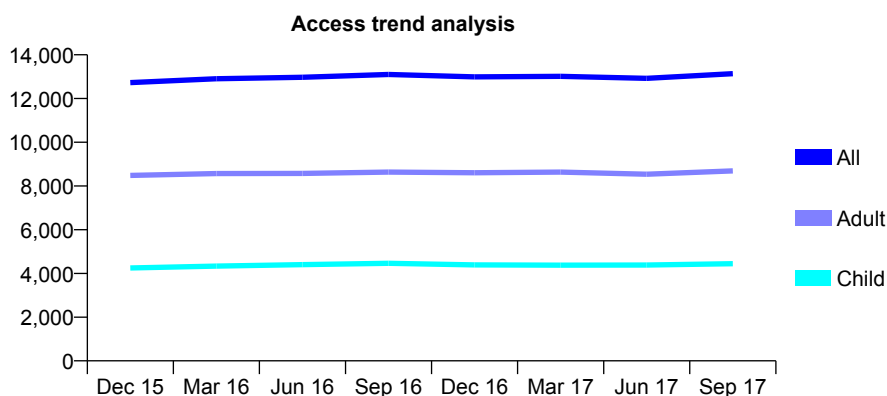
Q54 - Vital Signs At a Glance Contract Report for 682004/0001 - September 2017

Name or company name	MR S KUMAR
Contract type name	GDS Contract
Purpose of contract	General
Contract start date	01/04/2006
Contract end date	

17/18 Contracted general activity (UDA)	45,372
Carry forward general activity (UDA)	820
17/18 Contracted orthodontic activity (UOA)	0
Carry forward orthodontic activity (UOA)	0
Baseline contract value	£1,249,472.97

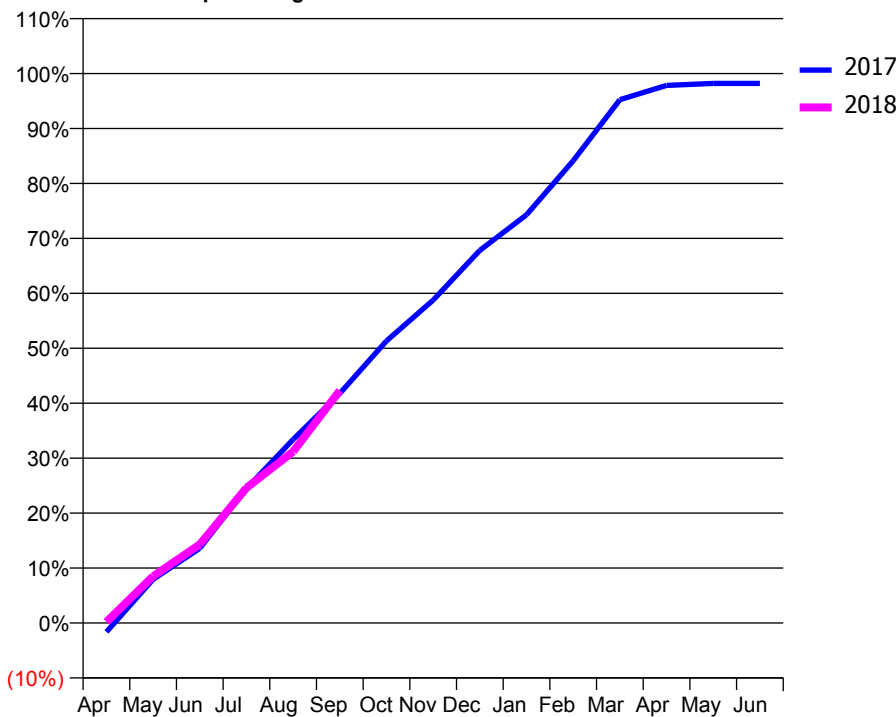
ACCESS*

Patients seen in 24 months	Total	Change since previous quarter
Quarter ending September 2016	13,099	
Quarter ending December 2016	12,991	→
Quarter ending March 2017	13,012	→
Quarter ending June 2017	12,921	→
Quarter ending September 2017	13,135	→
Variance since September 2016	0.3%	→



ACTIVITY

Cumulative percentage of contracted UDA delivered 2017 & 2018



Month	Adjusted Scheduled Activity (UDA)	
	2017	2018
April	-739	94
May	3,602	3,865
June	6,174	6,488
July	11,103	11,163
August	15,151	14,153
September	18,957	19,196
October	23,287	
November	26,666	
December	30,771	
January	33,709	
February	38,165	
March	43,207	
April	44,392	
May	44,548	
June	44,551	

QUALITY

	Quantity	Base Number	Contract	AT	Region	England
% of FP17s for the same patient ID Re-attending within 3 months - Children	135	2,607	5.2%	9.9%	11.6%	11.9%
% of FP17s for the same patient ID Re-attending within 3 months - Adults	530	4,279	12.4%	14.7%	15.2%	15.9%
% of FP17s for the same patient ID Re-attending between 3 & 9 months - Children	1,085	2,607	41.6%	51.5%	59.1%	58.1%
% of FP17s for the same patient ID Re-attending between 3 & 9 months - Adults	1,549	4,279	36.2%	47.4%	51.7%	50.6%
% of FP17s for Band 1 Urgent Courses	640	6,432	10.0%	8.1%	8.0%	9.1%
% of FP17s Relating to Free Repair or Replacements	29	6,432	0.5%	0.7%	0.8%	0.8%
% of FP17s Relating to Continuations	33	6,432	0.5%	0.8%	1.0%	1.1%
% of Patients satisfied with the dentistry they have received	4	5	N/A	91.3%	91.5%	91.4%
% of Patients satisfied with the time they had to wait for an appointment	2	5	N/A	90.2%	88.2%	87.7%

* This is based on patients treated on this contract for their most recent course of treatment. Figures in italics indicate the base number of FP17s or Patient Questionnaire responses are less than 100. N/A is shown where the base number of responses is less than 10 during the period. % is calculated as Quantity/Base number*100

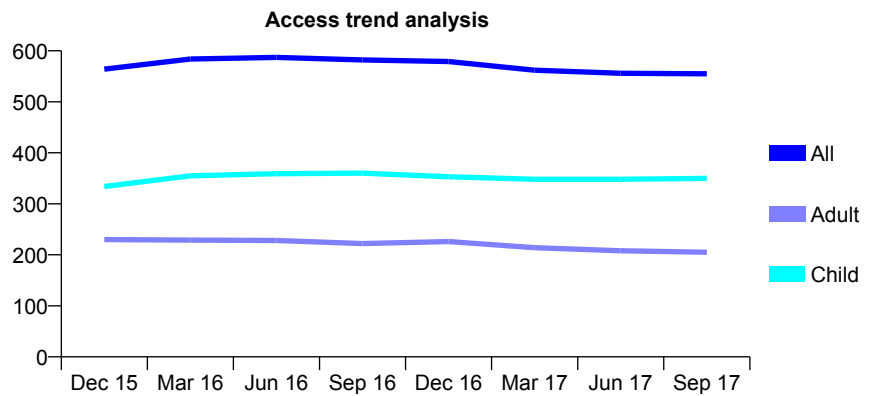
Q54 - Vital Signs At a Glance Contract Report for 682381/0001 - September 2017

Name or company name	MR TF FRASER
Contract type name	GDS Contract
Purpose of contract	General
Contract start date	01/04/2006
Contract end date	

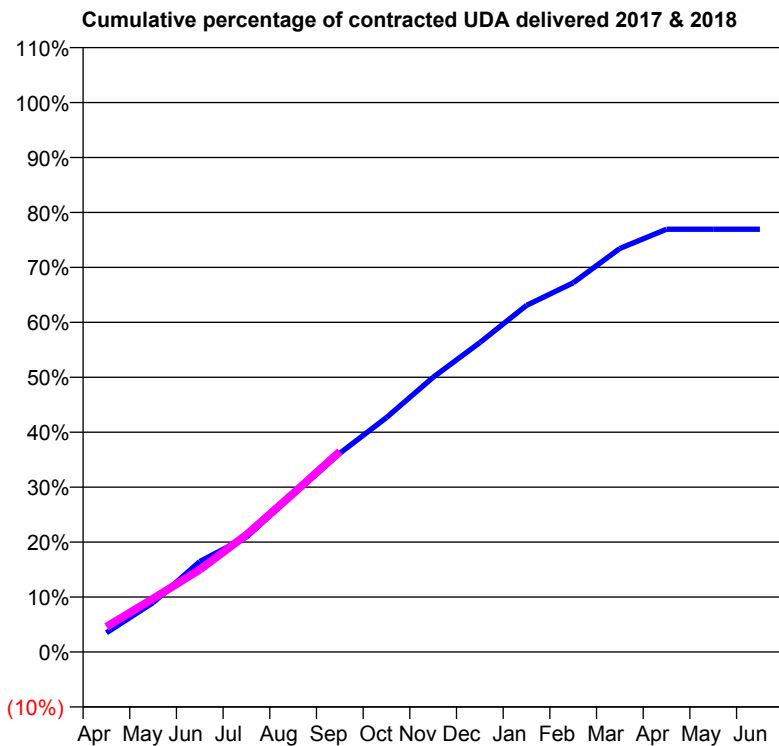
17/18 Contracted general activity (UDA)	1,600
Carry forward general activity (UDA)	0
17/18 Contracted orthodontic activity (UOA)	0
Carry forward orthodontic activity (UOA)	0
Baseline contract value	£41,126.16

ACCESS*

Patients seen in 24 months	Total	Change since previous quarter
Quarter ending September 2016	582	
Quarter ending December 2016	579	→
Quarter ending March 2017	562	↓
Quarter ending June 2017	556	↓
Quarter ending September 2017	555	→
Variance since September 2016	(4.6%)	↓



ACTIVITY



Month	Adjusted Scheduled Activity (UDA)	
	2017	2018
April	56	73
May	144	155
June	264	240
July	335	341
August	458	462
September	579	584
October	683	
November	800	
December	901	
January	1,009	
February	1,075	
March	1,175	
April	1,231	
May	1,231	
June	1,231	

QUALITY

	Quantity	Base Number	Contract	AT	Region	England
% of FP17s for the same patient ID Re-attending within 3 months - Children	12	246	4.9%	9.9%	11.6%	11.9%
% of FP17s for the same patient ID Re-attending within 3 months - Adults	32	124	25.8%	14.7%	15.2%	15.9%
% of FP17s for the same patient ID Re-attending between 3 & 9 months - Children	146	246	59.3%	51.5%	59.1%	58.1%
% of FP17s for the same patient ID Re-attending between 3 & 9 months - Adults	56	124	45.2%	47.4%	51.7%	50.6%
% of FP17s for Band 1 Urgent Courses	14	355	3.9%	8.1%	8.0%	9.1%
% of FP17s Relating to Free Repair or Replacements	0	355	0.0%	0.7%	0.8%	0.8%
% of FP17s Relating to Continuations	12	355	3.4%	0.8%	1.0%	1.1%
% of Patients satisfied with the dentistry they have received	0	0	N/A	91.3%	91.5%	91.4%
% of Patients satisfied with the time they had to wait for an appointment	0	0	N/A	90.2%	88.2%	87.7%

* This is based on patients treated on this contract for their most recent course of treatment. Figures in italics indicate the base number of FP17s or Patient Questionnaire responses are less than 100. N/A is shown where the base number of responses is less than 10 during the period. % is calculated as Quantity/Base number*100

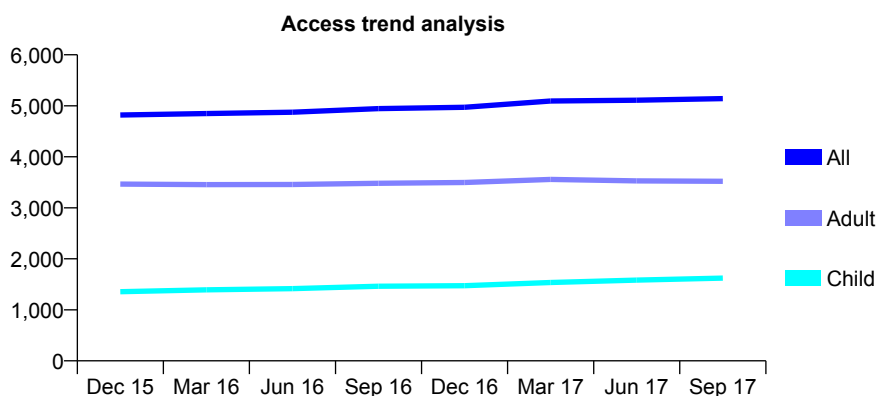
Q54 - Vital Signs At a Glance Contract Report for 686867/0001 - September 2017

Name or company name	MISS PK ATHWAL
Contract type name	GDS Contract
Purpose of contract	General
Contract start date	01/04/2006
Contract end date	

17/18 Contracted general activity (UDA)	18,296
Carry forward general activity (UDA)	0
17/18 Contracted orthodontic activity (UOA)	0
Carry forward orthodontic activity (UOA)	0
Baseline contract value	£527,031.11

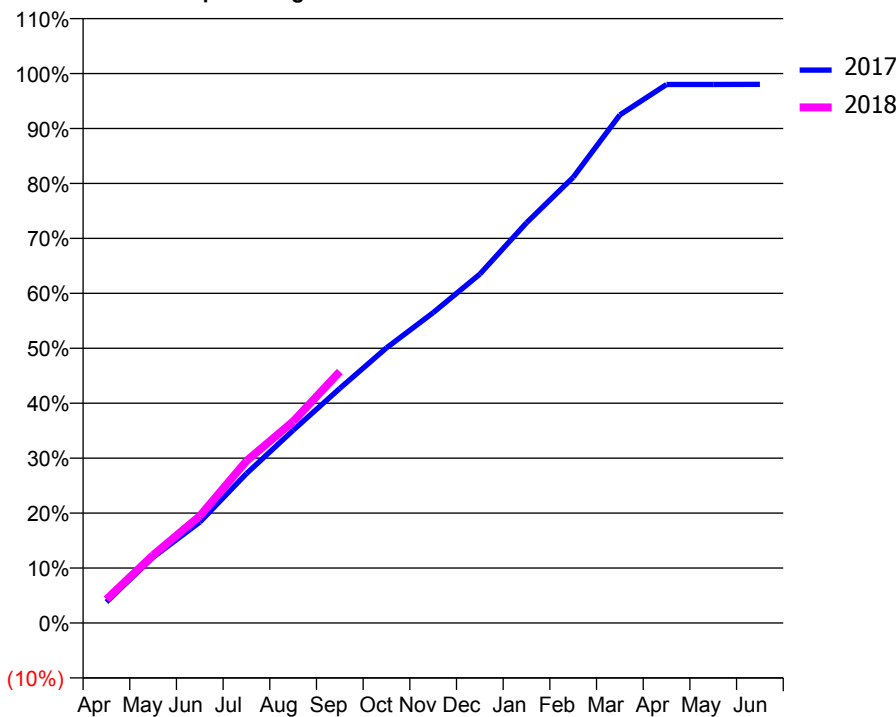
ACCESS*

Patients seen in 24 months	Total	Change since previous quarter
Quarter ending September 2016	4,944	
Quarter ending December 2016	4,972	→
Quarter ending March 2017	5,093	↑
Quarter ending June 2017	5,111	→
Quarter ending September 2017	5,142	→
Variance since September 2016	4.0%	↑



ACTIVITY

Cumulative percentage of contracted UDA delivered 2017 & 2018



Month	Adjusted Scheduled Activity (UDA)	
	2017	2018
April	698	788
May	2,190	2,260
June	3,359	3,563
July	4,974	5,399
August	6,418	6,710
September	7,811	8,372
October	9,163	
November	10,335	
December	11,618	
January	13,328	
February	14,841	
March	16,917	
April	17,933	
May	17,933	
June	17,934	

QUALITY

	Quantity	Base Number	Contract	AT	Region	England
% of FP17s for the same patient ID Re-attending within 3 months - Children	39	1,200	3.3%	9.9%	11.6%	11.9%
% of FP17s for the same patient ID Re-attending within 3 months - Adults	125	2,319	5.4%	14.7%	15.2%	15.9%
% of FP17s for the same patient ID Re-attending between 3 & 9 months - Children	728	1,200	60.7%	51.5%	59.1%	58.1%
% of FP17s for the same patient ID Re-attending between 3 & 9 months - Adults	1,481	2,319	63.9%	47.4%	51.7%	50.6%
% of FP17s for Band 1 Urgent Courses	64	3,251	2.0%	8.1%	8.0%	9.1%
% of FP17s Relating to Free Repair or Replacements	19	3,251	0.6%	0.7%	0.8%	0.8%
% of FP17s Relating to Continuations	17	3,251	0.5%	0.8%	1.0%	1.1%
% of Patients satisfied with the dentistry they have received	6	7	N/A	91.3%	91.5%	91.4%
% of Patients satisfied with the time they had to wait for an appointment	7	7	N/A	90.2%	88.2%	87.7%

* This is based on patients treated on this contract for their most recent course of treatment. Figures in italics indicate the base number of FP17s or Patient Questionnaire responses are less than 100. N/A is shown where the base number of responses is less than 10 during the period. % is calculated as Quantity/Base number*100

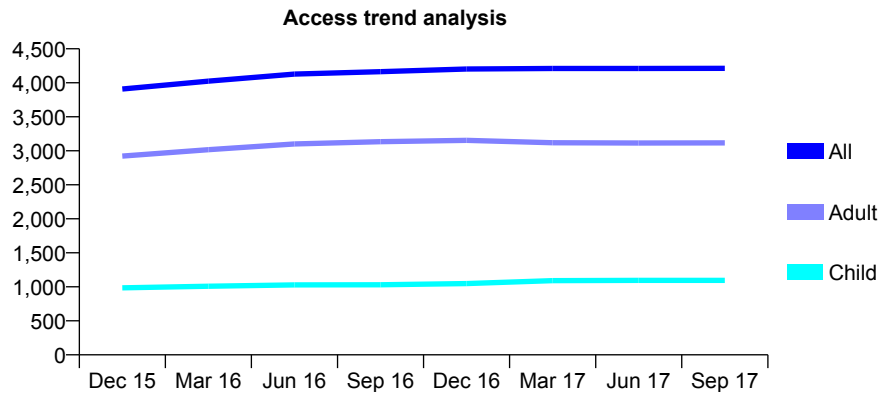
Q54 - Vital Signs At a Glance Contract Report for 686883/0001 - September 2017

Name or company name	MR HS GILL
Contract type name	GDS Contract
Purpose of contract	General
Contract start date	01/04/2006
Contract end date	

17/18 Contracted general activity (UDA)	11,380
Carry forward general activity (UDA)	0
17/18 Contracted orthodontic activity (UOA)	0
Carry forward orthodontic activity (UOA)	0
Baseline contract value	£249,151.85

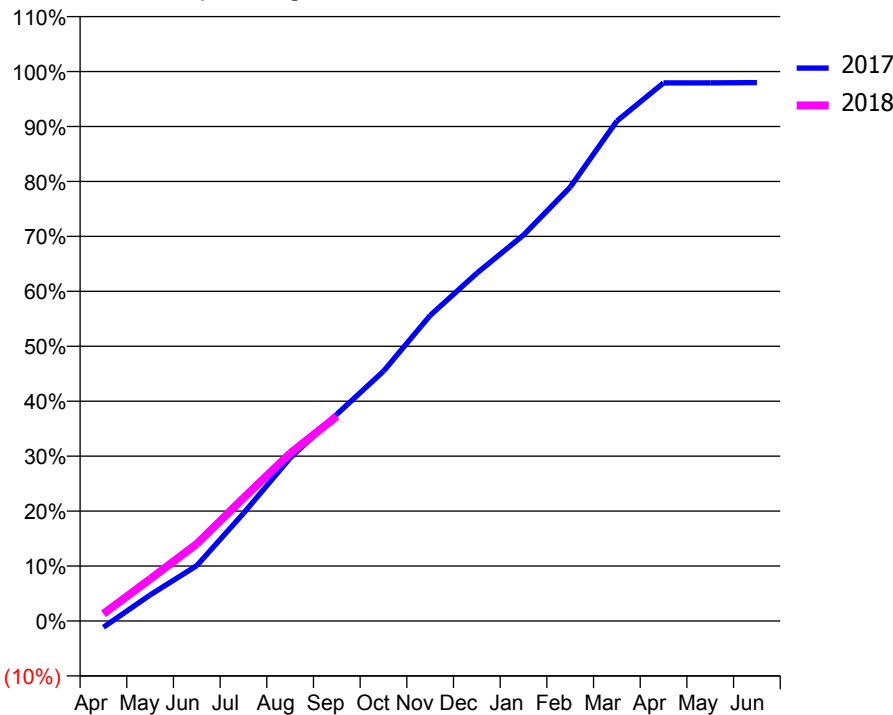
ACCESS*

Patients seen in 24 months	Total	Change since previous quarter
Quarter ending September 2016	4,164	
Quarter ending December 2016	4,203	→
Quarter ending March 2017	4,210	→
Quarter ending June 2017	4,210	→
Quarter ending September 2017	4,212	→
Variance since September 2016	1.2%	→



ACTIVITY

Cumulative percentage of contracted UDA delivered 2017 & 2018



Month	Adjusted Scheduled Activity (UDA)	
	2017	2018
April	-132	151
May	540	870
June	1,149	1,597
July	2,231	2,548
August	3,377	3,472
September	4,282	4,241
October	5,174	
November	6,329	
December	7,204	
January	7,994	
February	8,986	
March	10,354	
April	11,145	
May	11,145	
June	11,149	

QUALITY

	Quantity	Base Number	Contract	AT	Region	England
% of FP17s for the same patient ID Re-attending within 3 months - Children	79	837	9.4%	9.9%	11.6%	11.9%
% of FP17s for the same patient ID Re-attending within 3 months - Adults	183	2,011	9.1%	14.7%	15.2%	15.9%
% of FP17s for the same patient ID Re-attending between 3 & 9 months - Children	502	837	60.0%	51.5%	59.1%	58.1%
% of FP17s for the same patient ID Re-attending between 3 & 9 months - Adults	1,204	2,011	59.9%	47.4%	51.7%	50.6%
% of FP17s for Band 1 Urgent Courses	50	2,083	2.4%	8.1%	8.0%	9.1%
% of FP17s Relating to Free Repair or Replacements	14	2,083	0.7%	0.7%	0.8%	0.8%
% of FP17s Relating to Continuations	9	2,083	0.4%	0.8%	1.0%	1.1%
% of Patients satisfied with the dentistry they have received	2	3	N/A	91.3%	91.5%	91.4%
% of Patients satisfied with the time they had to wait for an appointment	2	3	N/A	90.2%	88.2%	87.7%

* This is based on patients treated on this contract for their most recent course of treatment. Figures in italics indicate the base number of FP17s or Patient Questionnaire responses are less than 100. N/A is shown where the base number of responses is less than 10 during the period. % is calculated as Quantity/Base number*100

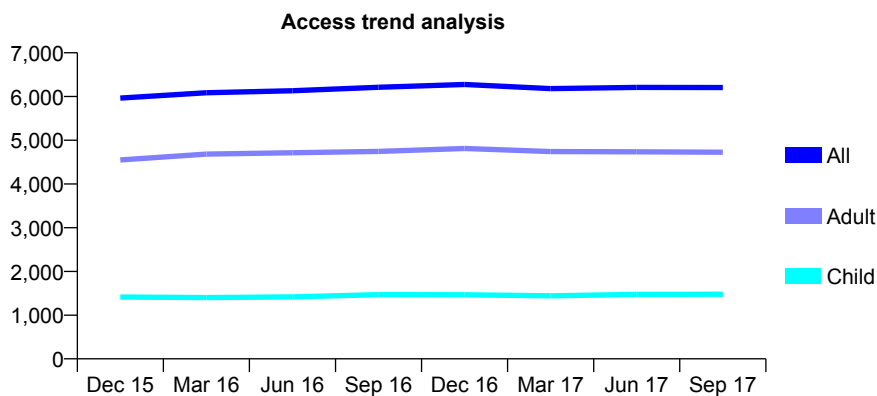
Q54 - Vital Signs At a Glance Contract Report for 686883/0002 - September 2017

Name or company name	MR HS GILL
Contract type name	PDS Plus Contract
Purpose of contract	General
Contract start date	01/11/2010
Contract end date	31/10/2020

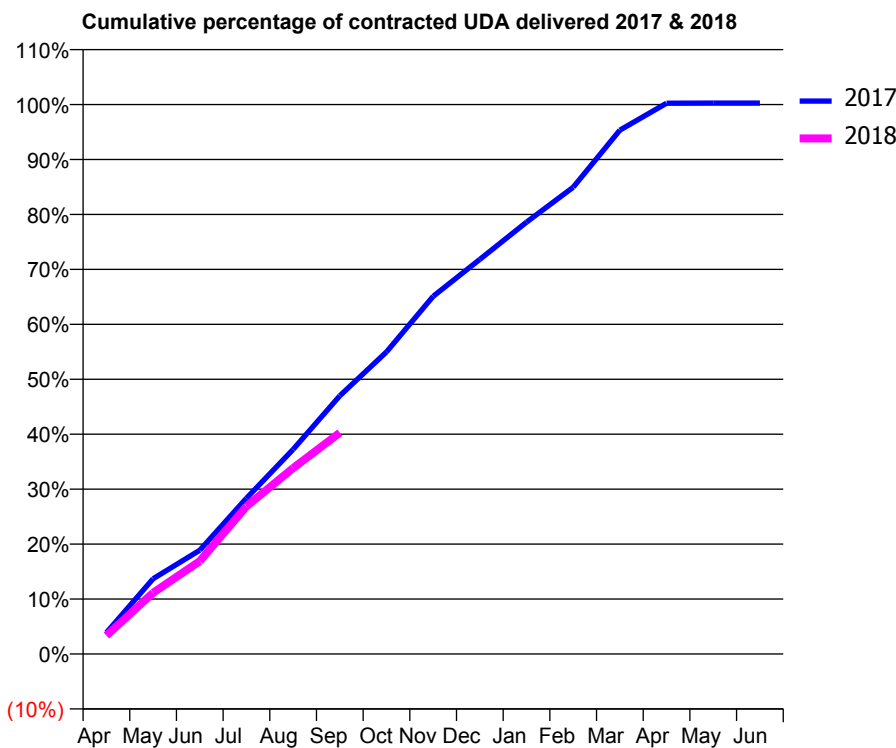
17/18 Contracted general activity (UDA)	22,480
Carry forward general activity (UDA)	0
17/18 Contracted orthodontic activity (UOA)	0
Carry forward orthodontic activity (UOA)	0
Baseline contract value	£294,668.34

ACCESS*

Patients seen in 24 months	Total	Change since previous quarter
Quarter ending September 2016	6,212	
Quarter ending December 2016	6,277	→
Quarter ending March 2017	6,182	↓
Quarter ending June 2017	6,210	→
Quarter ending September 2017	6,204	→
Variance since September 2016	(0.1%)	→



ACTIVITY



Month	Adjusted Scheduled Activity (UDA)	
	2017	2018
April	876	754
May	3,080	2,504
June	4,245	3,802
July	6,373	6,042
August	8,371	7,607
September	10,561	9,050
October	12,356	
November	14,635	
December	16,146	
January	17,665	
February	19,094	
March	21,432	
April	22,533	
May	22,536	
June	22,536	

QUALITY

	Quantity	Base Number	Contract	AT	Region	England
% of FP17s for the same patient ID Re-attending within 3 months - Children	98	892	11.0%	9.9%	11.6%	11.9%
% of FP17s for the same patient ID Re-attending within 3 months - Adults	565	2,466	22.9%	14.7%	15.2%	15.9%
% of FP17s for the same patient ID Re-attending between 3 & 9 months - Children	350	892	39.2%	51.5%	59.1%	58.1%
% of FP17s for the same patient ID Re-attending between 3 & 9 months - Adults	615	2,466	24.9%	47.4%	51.7%	50.6%
% of FP17s for Band 1 Urgent Courses	887	3,030	29.3%	8.1%	8.0%	9.1%
% of FP17s Relating to Free Repair or Replacements	33	3,030	1.1%	0.7%	0.8%	0.8%
% of FP17s Relating to Continuations	20	3,030	0.7%	0.8%	1.0%	1.1%
% of Patients satisfied with the dentistry they have received	5	8	N/A	91.3%	91.5%	91.4%
% of Patients satisfied with the time they had to wait for an appointment	5	8	N/A	90.2%	88.2%	87.7%

* This is based on patients treated on this contract for their most recent course of treatment. Figures in italics indicate the base number of FP17s or Patient Questionnaire responses are less than 100. N/A is shown where the base number of responses is less than 10 during the period. % is calculated as Quantity/Base number*100

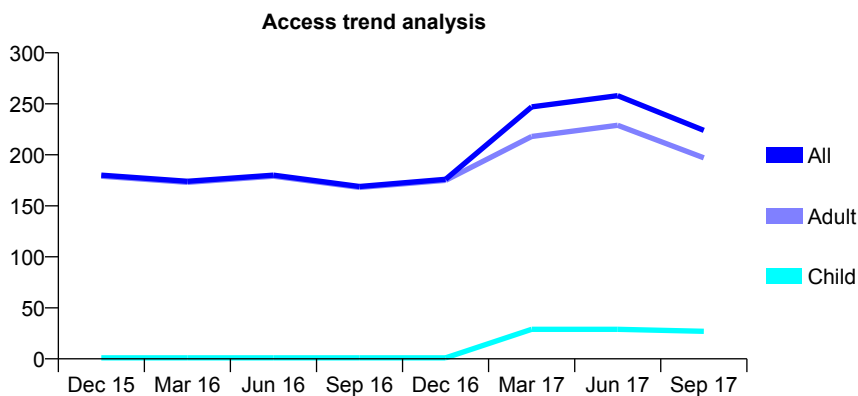
Q54 - Vital Signs At a Glance Contract Report for 688347/0002 - September 2017

Name or company name	MR K HANJI
Contract type name	PDS Contract
Purpose of contract	General
Contract start date	08/03/2012
Contract end date	07/03/2022

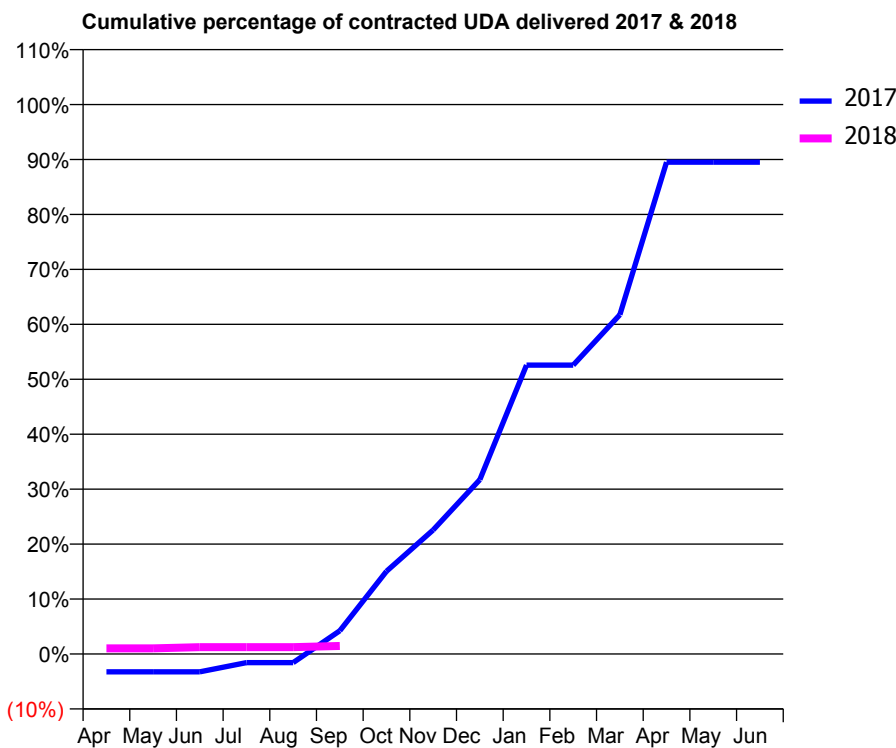
17/18 Contracted general activity (UDA)	1,440
Carry forward general activity (UDA)	0
17/18 Contracted orthodontic activity (UOA)	0
Carry forward orthodontic activity (UOA)	0
Baseline contract value	£71,731.51

ACCESS*

Patients seen in 24 months	Total	Change since previous quarter
Quarter ending September 2016	169	
Quarter ending December 2016	176	↑
Quarter ending March 2017	247	↑
Quarter ending June 2017	258	↑
Quarter ending September 2017	224	↓
Variance since September 2016	32.5%	↑



ACTIVITY



Month	Adjusted Scheduled Activity (UDA)	
	2017	2018
April	-47	15
May	-47	15
June	-47	18
July	-23	18
August	-23	18
September	61	21
October	217	
November	325	
December	457	
January	757	
February	757	
March	889	
April	1,289	
May	1,289	
June	1,289	

QUALITY

	Quantity	Base Number	Contract	AT	Region	England
% of FP17s for the same patient ID Re-attending within 3 months - Children	0	30	0.0%	9.9%	11.6%	11.9%
% of FP17s for the same patient ID Re-attending within 3 months - Adults	0	97	0.0%	14.7%	15.2%	15.9%
% of FP17s for the same patient ID Re-attending between 3 & 9 months - Children	0	30	0.0%	51.5%	59.1%	58.1%
% of FP17s for the same patient ID Re-attending between 3 & 9 months - Adults	0	97	0.0%	47.4%	51.7%	50.6%
% of FP17s for Band 1 Urgent Courses	0	4	0.0%	8.1%	8.0%	9.1%
% of FP17s Relating to Free Repair or Replacements	0	4	0.0%	0.7%	0.8%	0.8%
% of FP17s Relating to Continuations	0	4	0.0%	0.8%	1.0%	1.1%
% of Patients satisfied with the dentistry they have received	0	0	N/A	91.3%	91.5%	91.4%
% of Patients satisfied with the time they had to wait for an appointment	0	0	N/A	90.2%	88.2%	87.7%

* This is based on patients treated on this contract for their most recent course of treatment. Figures in italics indicate the base number of FP17s or Patient Questionnaire responses are less than 100. N/A is shown where the base number of responses is less than 10 during the period. % is calculated as Quantity/Base number*100

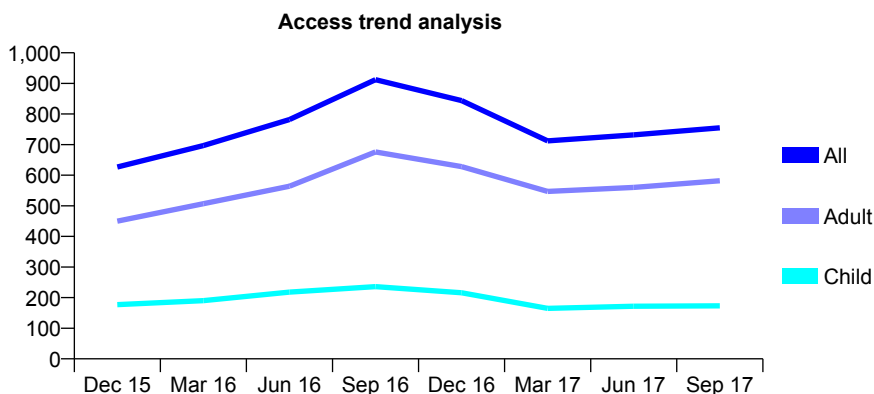
Q54 - Vital Signs At a Glance Contract Report for 688347/0003 - September 2017

Name or company name	MR K HANJI
Contract type name	GDS Contract
Purpose of contract	General
Contract start date	08/03/2012
Contract end date	

17/18 Contracted general activity (UDA)	1,758
Carry forward general activity (UDA)	23
17/18 Contracted orthodontic activity (UOA)	0
Carry forward orthodontic activity (UOA)	0
Baseline contract value	£46,020.86

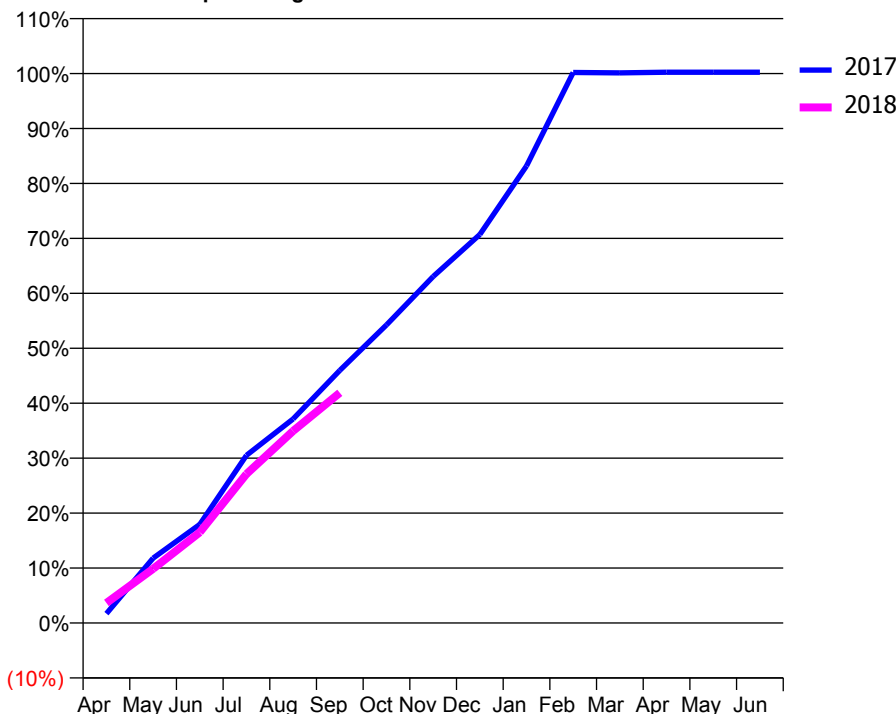
ACCESS*

Patients seen in 24 months	Total	Change since previous quarter
Quarter ending September 2016	912	
Quarter ending December 2016	844	↓
Quarter ending March 2017	712	↓
Quarter ending June 2017	732	↑
Quarter ending September 2017	755	↑
Variance since September 2016	(17.2%)	↓



ACTIVITY

Cumulative percentage of contracted UDA delivered 2017 & 2018



Adjusted Scheduled Activity (UDA)

Month	2017	2018
April	30	64
May	207	173
June	316	290
July	537	477
August	653	614
September	808	736
October	954	
November	1,109	
December	1,243	
January	1,462	
February	1,761	
March	1,760	
April	1,762	
May	1,762	
June	1,762	

QUALITY

	Quantity	Base Number	Contract	AT	Region	England
% of FP17s for the same patient ID Re-attending within 3 months - Children	1	66	1.5%	9.9%	11.6%	11.9%
% of FP17s for the same patient ID Re-attending within 3 months - Adults	3	177	1.7%	14.7%	15.2%	15.9%
% of FP17s for the same patient ID Re-attending between 3 & 9 months - Children	0	66	0.0%	51.5%	59.1%	58.1%
% of FP17s for the same patient ID Re-attending between 3 & 9 months - Adults	5	177	2.8%	47.4%	51.7%	50.6%
% of FP17s for Band 1 Urgent Courses	7	242	2.9%	8.1%	8.0%	9.1%
% of FP17s Relating to Free Repair or Replacements	1	242	0.4%	0.7%	0.8%	0.8%
% of FP17s Relating to Continuations	0	242	0.0%	0.8%	1.0%	1.1%
% of Patients satisfied with the dentistry they have received	0	0	N/A	91.3%	91.5%	91.4%
% of Patients satisfied with the time they had to wait for an appointment	0	0	N/A	90.2%	88.2%	87.7%

* This is based on patients treated on this contract for their most recent course of treatment. Figures in italics indicate the base number of FP17s or Patient Questionnaire responses are less than 100. N/A is shown where the base number of responses is less than 10 during the period. % is calculated as Quantity/Base number*100

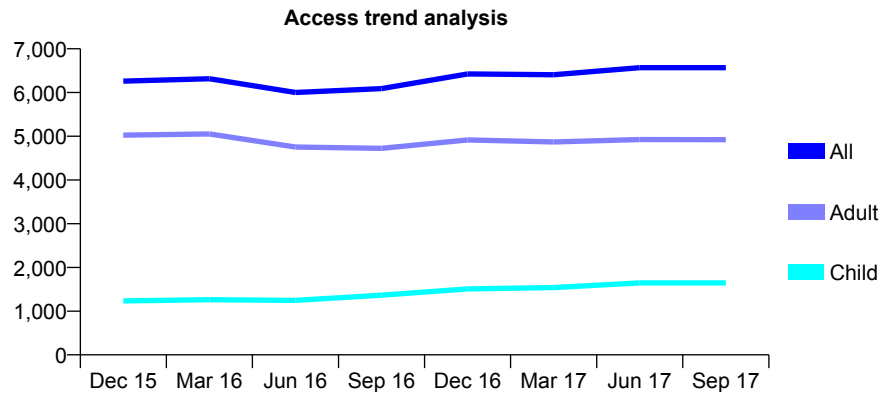
Q54 - Vital Signs At a Glance Contract Report for 688347/0004 - September 2017

Name or company name	MR K HANJI
Contract type name	GDS Contract
Purpose of contract	General
Contract start date	01/05/2012
Contract end date	

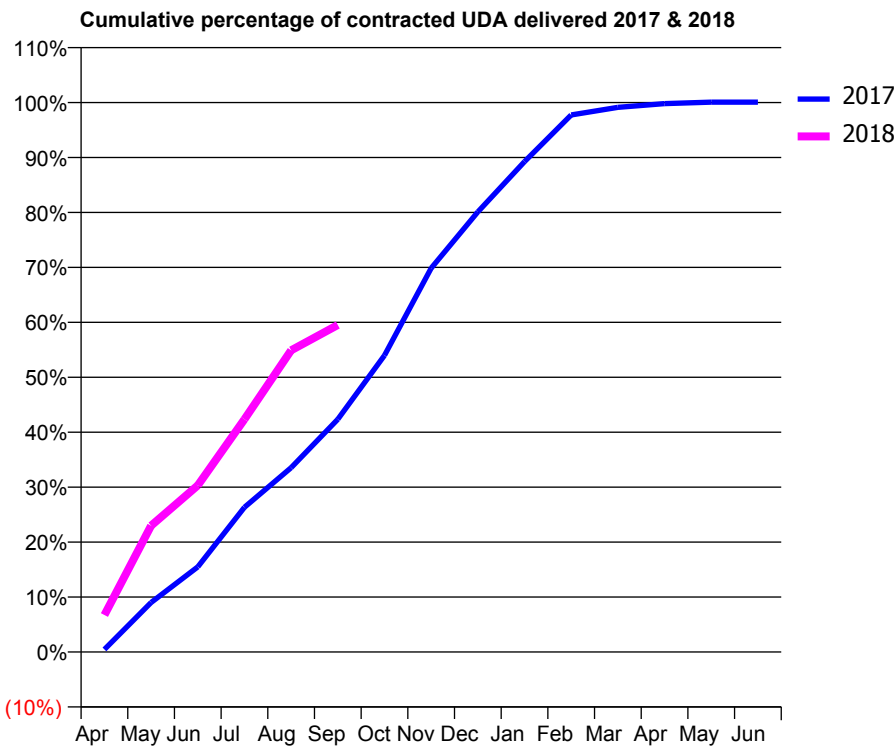
17/18 Contracted general activity (UDA)	20,608
Carry forward general activity (UDA)	0
17/18 Contracted orthodontic activity (UOA)	0
Carry forward orthodontic activity (UOA)	0
Baseline contract value	£544,403.26

ACCESS*

Patients seen in 24 months	Total	Change since previous quarter
Quarter ending September 2016	6,089	
Quarter ending December 2016	6,425	↑
Quarter ending March 2017	6,408	→
Quarter ending June 2017	6,569	↑
Quarter ending September 2017	6,568	→
Variance since September 2016	7.9%	↑



ACTIVITY



Month	Adjusted Scheduled Activity (UDA)	
	2017	2018
April	99	1,388
May	1,856	4,737
June	3,191	6,249
July	5,428	8,728
August	6,911	11,314
September	8,726	12,267
October	11,120	
November	14,391	
December	16,501	
January	18,387	
February	20,137	
March	20,420	
April	20,561	
May	20,617	
June	20,617	

QUALITY

	Quantity	Base Number	Contract	AT	Region	England
% of FP17s for the same patient ID Re-attending within 3 months - Children	49	841	5.8%	9.9%	11.6%	11.9%
% of FP17s for the same patient ID Re-attending within 3 months - Adults	143	2,057	7.0%	14.7%	15.2%	15.9%
% of FP17s for the same patient ID Re-attending between 3 & 9 months - Children	208	841	24.7%	51.5%	59.1%	58.1%
% of FP17s for the same patient ID Re-attending between 3 & 9 months - Adults	414	2,057	20.1%	47.4%	51.7%	50.6%
% of FP17s for Band 1 Urgent Courses	88	2,826	3.1%	8.1%	8.0%	9.1%
% of FP17s Relating to Free Repair or Replacements	8	2,826	0.3%	0.7%	0.8%	0.8%
% of FP17s Relating to Continuations	12	2,826	0.4%	0.8%	1.0%	1.1%
% of Patients satisfied with the dentistry they have received	11	12	91.7%	91.3%	91.5%	91.4%
% of Patients satisfied with the time they had to wait for an appointment	6	12	50.0%	90.2%	88.2%	87.7%

* This is based on patients treated on this contract for their most recent course of treatment. Figures in italics indicate the base number of FP17s or Patient Questionnaire responses are less than 100. N/A is shown where the base number of responses is less than 10 during the period. % is calculated as Quantity/Base number*100

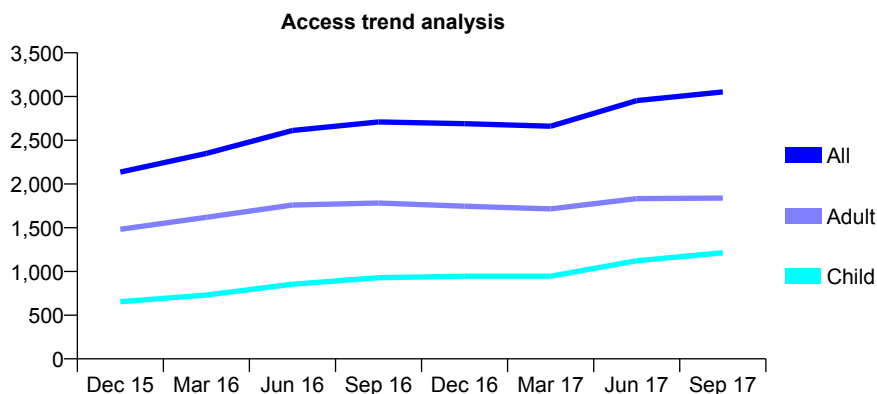
Q54 - Vital Signs At a Glance Contract Report for 688347/0006 - September 2017

Name or company name	MR K HANJI
Contract type name	GDS Contract
Purpose of contract	General
Contract start date	01/09/2014
Contract end date	

17/18 Contracted general activity (UDA)	8,562
Carry forward general activity (UDA)	0
17/18 Contracted orthodontic activity (UOA)	0
Carry forward orthodontic activity (UOA)	0
Baseline contract value	£224,482.28

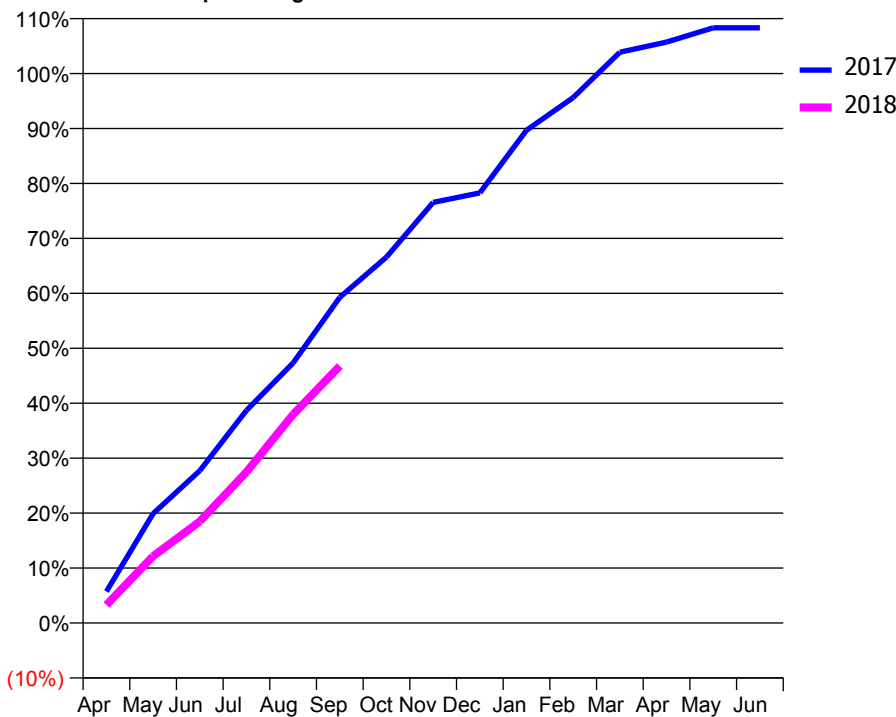
ACCESS*

Patients seen in 24 months	Total	Change since previous quarter
Quarter ending September 2016	2,710	
Quarter ending December 2016	2,690	→
Quarter ending March 2017	2,660	↓
Quarter ending June 2017	2,954	↑
Quarter ending September 2017	3,052	↑
Variance since September 2016	12.6%	↑



ACTIVITY

Cumulative percentage of contracted UDA delivered 2017 & 2018



Adjusted Scheduled Activity (UDA)

Month	2017	2018
April	491	281
May	1,704	1,043
June	2,373	1,582
July	3,312	2,354
August	4,052	3,250
September	5,074	4,004
October	5,702	
November	6,553	
December	6,702	
January	7,678	
February	8,188	
March	8,894	
April	9,052	
May	9,273	
June	9,273	

QUALITY

	Quantity	Base Number	Contract	AT	Region	England
% of FP17s for the same patient ID Re-attending within 3 months - Children	36	788	4.6%	9.9%	11.6%	11.9%
% of FP17s for the same patient ID Re-attending within 3 months - Adults	62	855	7.3%	14.7%	15.2%	15.9%
% of FP17s for the same patient ID Re-attending between 3 & 9 months - Children	198	788	25.1%	51.5%	59.1%	58.1%
% of FP17s for the same patient ID Re-attending between 3 & 9 months - Adults	193	855	22.6%	47.4%	51.7%	50.6%
% of FP17s for Band 1 Urgent Courses	92	1,479	6.2%	8.1%	8.0%	9.1%
% of FP17s Relating to Free Repair or Replacements	1	1,479	0.1%	0.7%	0.8%	0.8%
% of FP17s Relating to Continuations	0	1,479	0.0%	0.8%	1.0%	1.1%
% of Patients satisfied with the dentistry they have received	2	2	N/A	91.3%	91.5%	91.4%
% of Patients satisfied with the time they had to wait for an appointment	1	2	N/A	90.2%	88.2%	87.7%

* This is based on patients treated on this contract for their most recent course of treatment. Figures in italics indicate the base number of FP17s or Patient Questionnaire responses are less than 100. N/A is shown where the base number of responses is less than 10 during the period. % is calculated as Quantity/Base number*100

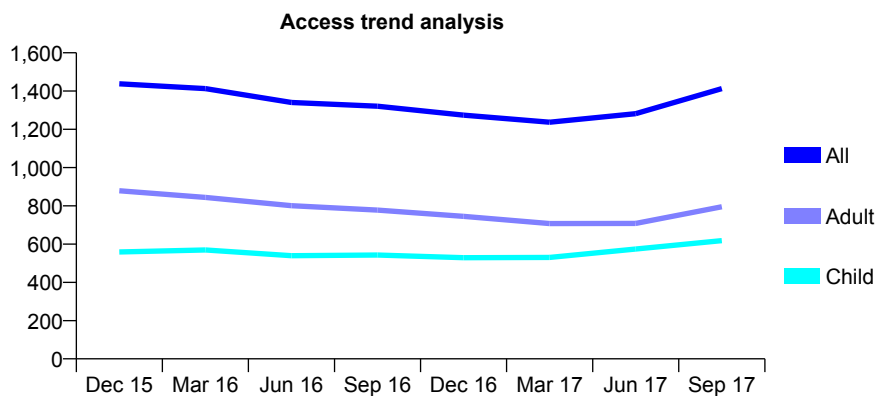
Q54 - Vital Signs At a Glance Contract Report for 689068/0001 - September 2017

Name or company name	MRS S VORA
Contract type name	GDS Contract
Purpose of contract	General
Contract start date	01/04/2006
Contract end date	

17/18 Contracted general activity (UDA)	4,767
Carry forward general activity (UDA)	-96
17/18 Contracted orthodontic activity (UOA)	0
Carry forward orthodontic activity (UOA)	0
Baseline contract value	£57,410.24

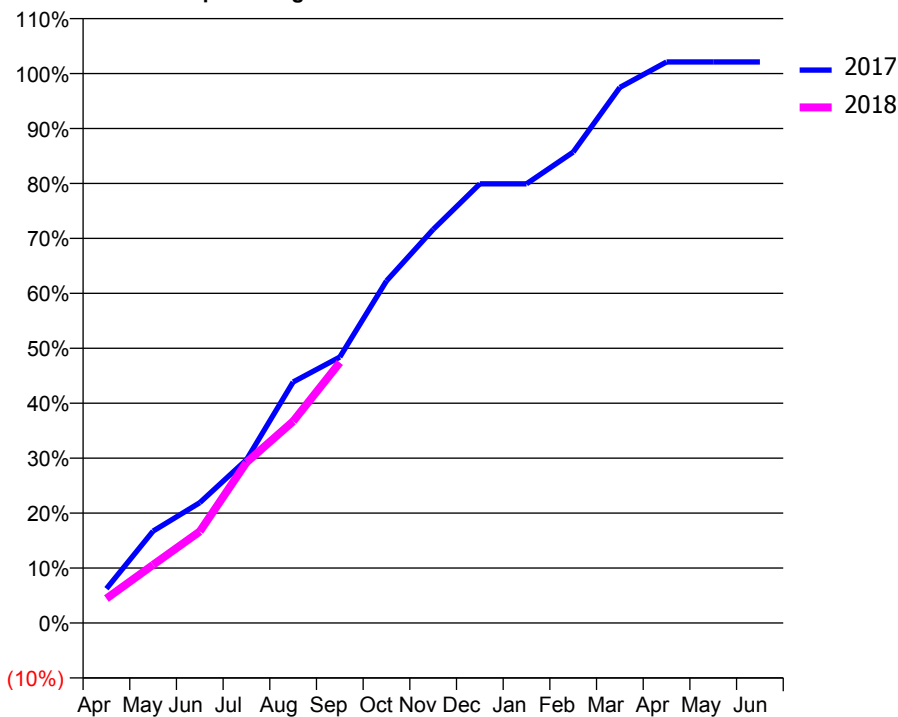
ACCESS*

Patients seen in 24 months	Total	Change since previous quarter
Quarter ending September 2016	1,321	
Quarter ending December 2016	1,274	↓
Quarter ending March 2017	1,237	↓
Quarter ending June 2017	1,282	↑
Quarter ending September 2017	1,413	↑
Variance since September 2016	7.0%	↑



ACTIVITY

Cumulative percentage of contracted UDA delivered 2017 & 2018



Month	Adjusted Scheduled Activity (UDA)	
	2017	2018
April	298	212
May	798	505
June	1,044	794
July	1,417	1,393
August	2,090	1,750
September	2,307	2,260
October	2,968	
November	3,414	
December	3,810	
January	3,810	
February	4,085	
March	4,647	
April	4,867	
May	4,867	
June	4,867	

QUALITY

	Quantity	Base Number	Contract	AT	Region	England
% of FP17s for the same patient ID Re-attending within 3 months - Children	47	506	9.3%	9.9%	11.6%	11.9%
% of FP17s for the same patient ID Re-attending within 3 months - Adults	104	642	16.2%	14.7%	15.2%	15.9%
% of FP17s for the same patient ID Re-attending between 3 & 9 months - Children	265	506	52.4%	51.5%	59.1%	58.1%
% of FP17s for the same patient ID Re-attending between 3 & 9 months - Adults	236	642	36.8%	47.4%	51.7%	50.6%
% of FP17s for Band 1 Urgent Courses	31	1,048	3.0%	8.1%	8.0%	9.1%
% of FP17s Relating to Free Repair or Replacements	10	1,048	1.0%	0.7%	0.8%	0.8%
% of FP17s Relating to Continuations	23	1,048	2.2%	0.8%	1.0%	1.1%
% of Patients satisfied with the dentistry they have received	1	1	N/A	91.3%	91.5%	91.4%
% of Patients satisfied with the time they had to wait for an appointment	1	1	N/A	90.2%	88.2%	87.7%

* This is based on patients treated on this contract for their most recent course of treatment. Figures in italics indicate the base number of FP17s or Patient Questionnaire responses are less than 100. N/A is shown where the base number of responses is less than 10 during the period. % is calculated as Quantity/Base number*100

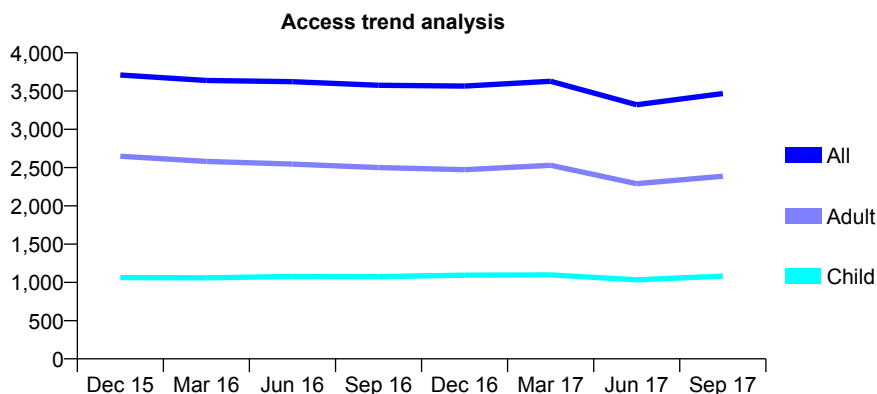
Q54 - Vital Signs At a Glance Contract Report for 732052/0002 - September 2017

Name or company name	Balbir S Bhandal, Amrik S Bhandal & Baljit
Contract type name	GDS Contract
Purpose of contract	General
Contract start date	01/04/2006
Contract end date	

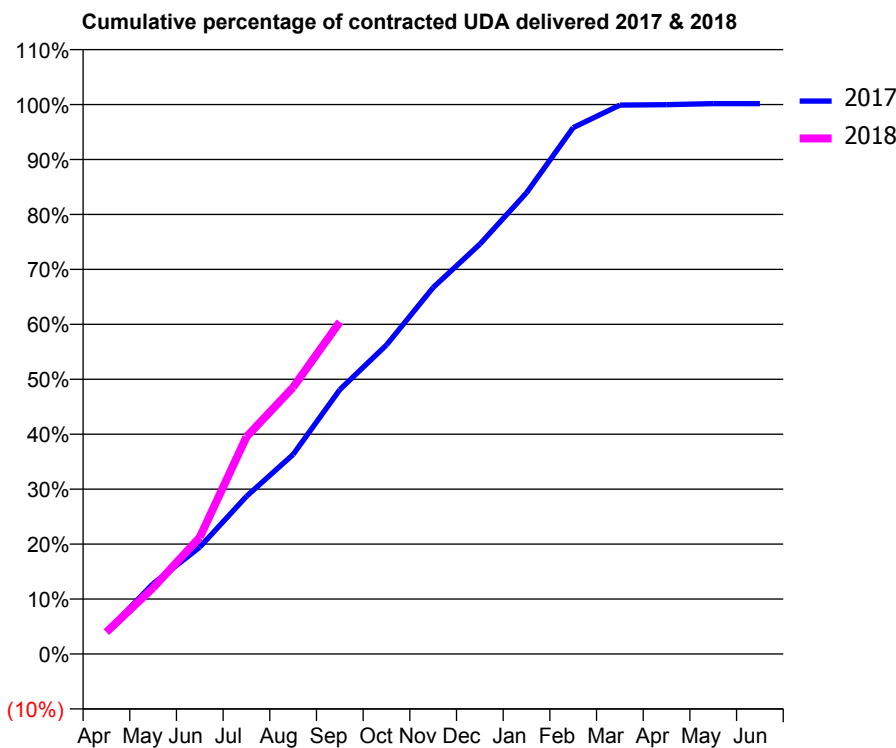
17/18 Contracted general activity (UDA)	10,031
Carry forward general activity (UDA)	0
17/18 Contracted orthodontic activity (UOA)	0
Carry forward orthodontic activity (UOA)	0
Baseline contract value	£248,352.95

ACCESS*

Patients seen in 24 months	Total	Change since previous quarter
Quarter ending September 2016	3,575	
Quarter ending December 2016	3,566	→
Quarter ending March 2017	3,628	→
Quarter ending June 2017	3,321	↓
Quarter ending September 2017	3,468	↑
Variance since September 2016	(3.0%)	↓



ACTIVITY



Month	Adjusted Scheduled Activity (UDA)	
	2017	2018
April	404	401
May	1,285	1,208
June	1,950	2,131
July	2,878	3,965
August	3,643	4,869
September	4,825	6,062
October	5,641	
November	6,692	
December	7,481	
January	8,418	
February	9,609	
March	10,019	
April	10,029	
May	10,048	
June	10,048	

QUALITY

	Quantity	Base Number	Contract	AT	Region	England
% of FP17s for the same patient ID Re-attending within 3 months - Children	21	720	2.9%	9.9%	11.6%	11.9%
% of FP17s for the same patient ID Re-attending within 3 months - Adults	96	1,370	7.0%	14.7%	15.2%	15.9%
% of FP17s for the same patient ID Re-attending between 3 & 9 months - Children	295	720	41.0%	51.5%	59.1%	58.1%
% of FP17s for the same patient ID Re-attending between 3 & 9 months - Adults	515	1,370	37.6%	47.4%	51.7%	50.6%
% of FP17s for Band 1 Urgent Courses	140	2,079	6.7%	8.1%	8.0%	9.1%
% of FP17s Relating to Free Repair or Replacements	13	2,079	0.6%	0.7%	0.8%	0.8%
% of FP17s Relating to Continuations	7	2,079	0.3%	0.8%	1.0%	1.1%
% of Patients satisfied with the dentistry they have received	5	6	N/A	91.3%	91.5%	91.4%
% of Patients satisfied with the time they had to wait for an appointment	6	6	N/A	90.2%	88.2%	87.7%

* This is based on patients treated on this contract for their most recent course of treatment. Figures in italics indicate the base number of FP17s or Patient Questionnaire responses are less than 100. N/A is shown where the base number of responses is less than 10 during the period. % is calculated as Quantity/Base number*100

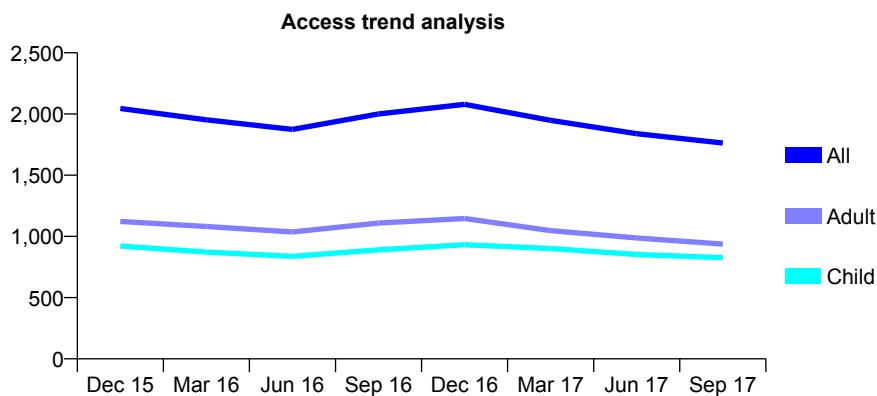
Q54 - Vital Signs At a Glance Contract Report for 735884/0001 - September 2017

Name or company name	MR VJ PATTNI
Contract type name	GDS Contract
Purpose of contract	General
Contract start date	01/04/2006
Contract end date	

17/18 Contracted general activity (UDA)	7,426
Carry forward general activity (UDA)	4
17/18 Contracted orthodontic activity (UOA)	0
Carry forward orthodontic activity (UOA)	0
Baseline contract value	£202,867.03

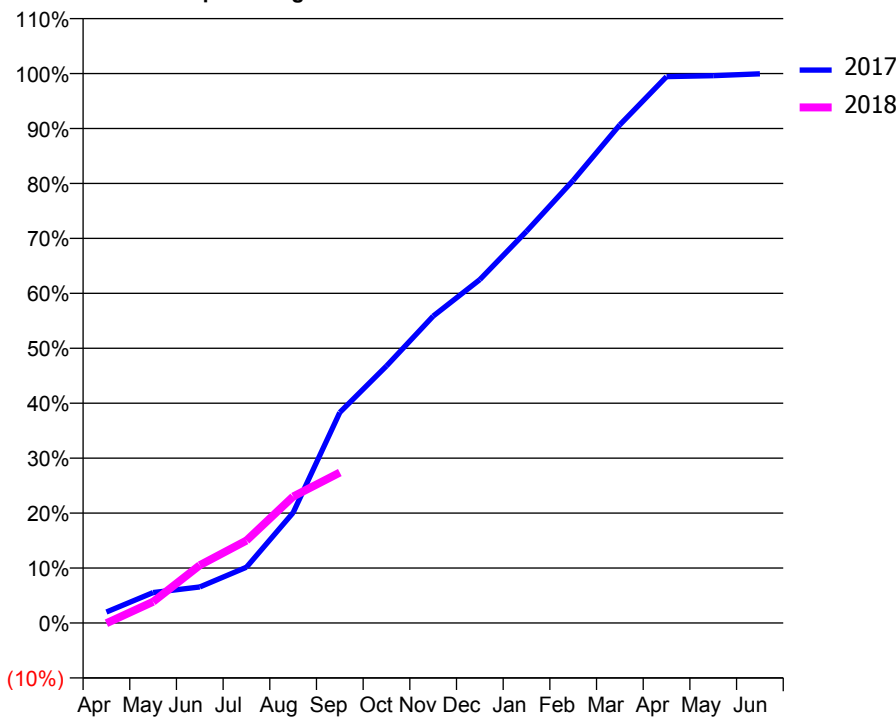
ACCESS*

Patients seen in 24 months	Total	Change since previous quarter
Quarter ending September 2016	2,000	
Quarter ending December 2016	2,079	↑
Quarter ending March 2017	1,948	↓
Quarter ending June 2017	1,839	↓
Quarter ending September 2017	1,763	↓
Variance since September 2016	(11.9%)	↓



ACTIVITY

Cumulative percentage of contracted UDA delivered 2017 & 2018



Month	Adjusted Scheduled Activity (UDA)	
	2017	2018
April	148	-4
May	412	287
June	487	781
July	755	1,115
August	1,491	1,709
September	2,847	2,033
October	3,473	
November	4,148	
December	4,642	
January	5,294	
February	5,981	
March	6,733	
April	7,384	
May	7,396	
June	7,421	

QUALITY

	Quantity	Base Number	Contract	AT	Region	England
% of FP17s for the same patient ID Re-attending within 3 months - Children	20	390	5.1%	9.9%	11.6%	11.9%
% of FP17s for the same patient ID Re-attending within 3 months - Adults	50	361	13.9%	14.7%	15.2%	15.9%
% of FP17s for the same patient ID Re-attending between 3 & 9 months - Children	117	390	30.0%	51.5%	59.1%	58.1%
% of FP17s for the same patient ID Re-attending between 3 & 9 months - Adults	100	361	27.7%	47.4%	51.7%	50.6%
% of FP17s for Band 1 Urgent Courses	116	608	19.1%	8.1%	8.0%	9.1%
% of FP17s Relating to Free Repair or Replacements	0	608	0.0%	0.7%	0.8%	0.8%
% of FP17s Relating to Continuations	0	608	0.0%	0.8%	1.0%	1.1%
% of Patients satisfied with the dentistry they have received	1	1	N/A	91.3%	91.5%	91.4%
% of Patients satisfied with the time they had to wait for an appointment	1	1	N/A	90.2%	88.2%	87.7%

* This is based on patients treated on this contract for their most recent course of treatment. Figures in italics indicate the base number of FP17s or Patient Questionnaire responses are less than 100. N/A is shown where the base number of responses is less than 10 during the period. % is calculated as Quantity/Base number*100

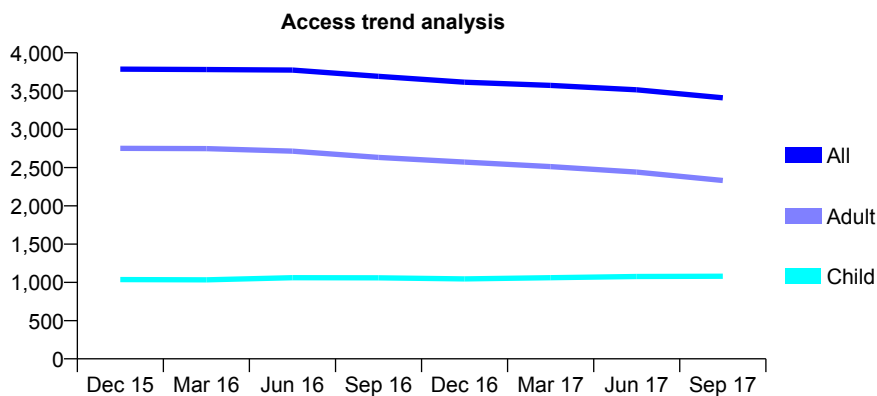
Q54 - Vital Signs At a Glance Contract Report for 735884/0002 - September 2017

Name or company name	MR VJ PATTNI
Contract type name	GDS Contract
Purpose of contract	General
Contract start date	01/04/2011
Contract end date	

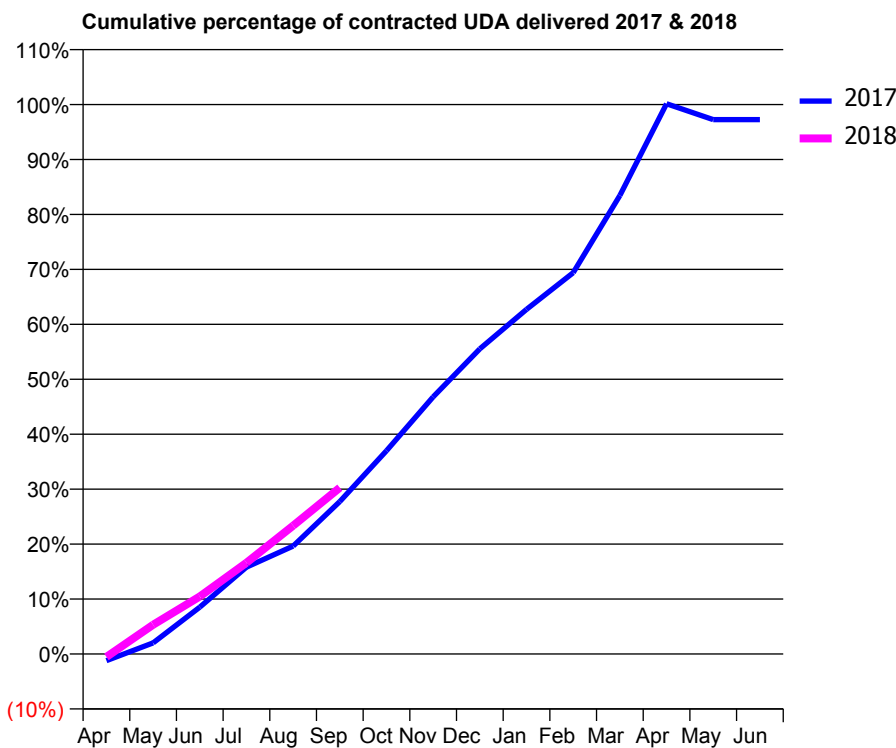
17/18 Contracted general activity (UDA)	16,000
Carry forward general activity (UDA)	441
17/18 Contracted orthodontic activity (UOA)	0
Carry forward orthodontic activity (UOA)	0
Baseline contract value	£348,741.88

ACCESS*

Patients seen in 24 months	Total	Change since previous quarter
Quarter ending September 2016	3,692	
Quarter ending December 2016	3,616	↓
Quarter ending March 2017	3,573	↓
Quarter ending June 2017	3,517	↓
Quarter ending September 2017	3,411	↓
Variance since September 2016	(7.6%)	↓



ACTIVITY



Month	Adjusted Scheduled Activity (UDA)	
	2017	2018
April	-196	-87
May	324	852
June	1,366	1,677
July	2,529	2,656
August	3,142	3,738
September	4,439	4,845
October	5,918	
November	7,489	
December	8,887	
January	10,036	
February	11,103	
March	13,351	
April	16,024	
May	15,562	
June	15,559	

QUALITY

	Quantity	Base Number	Contract	AT	Region	England
% of FP17s for the same patient ID Re-attending within 3 months - Children	39	708	5.5%	9.9%	11.6%	11.9%
% of FP17s for the same patient ID Re-attending within 3 months - Adults	181	1,236	14.6%	14.7%	15.2%	15.9%
% of FP17s for the same patient ID Re-attending between 3 & 9 months - Children	286	708	40.4%	51.5%	59.1%	58.1%
% of FP17s for the same patient ID Re-attending between 3 & 9 months - Adults	502	1,236	40.6%	47.4%	51.7%	50.6%
% of FP17s for Band 1 Urgent Courses	151	1,525	9.9%	8.1%	8.0%	9.1%
% of FP17s Relating to Free Repair or Replacements	7	1,525	0.5%	0.7%	0.8%	0.8%
% of FP17s Relating to Continuations	20	1,525	1.3%	0.8%	1.0%	1.1%
% of Patients satisfied with the dentistry they have received	5	6	N/A	91.3%	91.5%	91.4%
% of Patients satisfied with the time they had to wait for an appointment	6	6	N/A	90.2%	88.2%	87.7%

* This is based on patients treated on this contract for their most recent course of treatment. Figures in italics indicate the base number of FP17s or Patient Questionnaire responses are less than 100. N/A is shown where the base number of responses is less than 10 during the period. % is calculated as Quantity/Base number*100

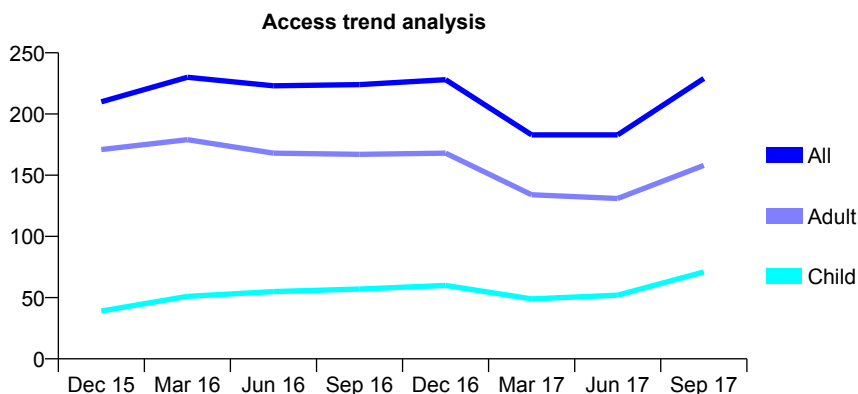
Q54 - Vital Signs At a Glance Contract Report for 740403/0001 - September 2017

Name or company name	MISS JV PATEL
Contract type name	GDS Contract
Purpose of contract	General
Contract start date	01/04/2006
Contract end date	

17/18 Contracted general activity (UDA)	1,035
Carry forward general activity (UDA)	0
17/18 Contracted orthodontic activity (UOA)	0
Carry forward orthodontic activity (UOA)	0
Baseline contract value	£24,043.54

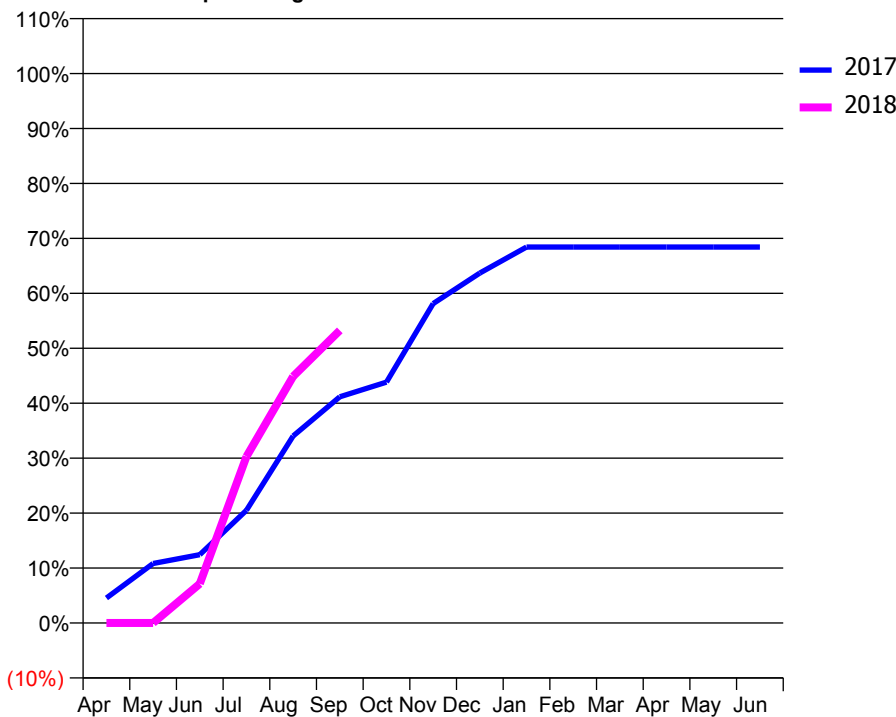
ACCESS*

Patients seen in 24 months	Total	Change since previous quarter
Quarter ending September 2016	224	
Quarter ending December 2016	228	→
Quarter ending March 2017	183	↓
Quarter ending June 2017	183	→
Quarter ending September 2017	229	↑
Variance since September 2016	2.2%	↑



ACTIVITY

Cumulative percentage of contracted UDA delivered 2017 & 2018



Adjusted Scheduled Activity (UDA)

Month	2017	2018
April	47	0
May	112	0
June	129	74
July	212	314
August	352	465
September	426	551
October	454	
November	602	
December	659	
January	708	
February	708	
March	708	
April	708	
May	708	
June	708	

QUALITY

	Quantity	Base Number	Contract	AT	Region	England
% of FP17s for the same patient ID Re-attending within 3 months - Children	1	49	2.0%	9.9%	11.6%	11.9%
% of FP17s for the same patient ID Re-attending within 3 months - Adults	2	100	2.0%	14.7%	15.2%	15.9%
% of FP17s for the same patient ID Re-attending between 3 & 9 months - Children	0	49	0.0%	51.5%	59.1%	58.1%
% of FP17s for the same patient ID Re-attending between 3 & 9 months - Adults	0	100	0.0%	47.4%	51.7%	50.6%
% of FP17s for Band 1 Urgent Courses	16	149	10.7%	8.1%	8.0%	9.1%
% of FP17s Relating to Free Repair or Replacements	0	149	0.0%	0.7%	0.8%	0.8%
% of FP17s Relating to Continuations	1	149	0.7%	0.8%	1.0%	1.1%
% of Patients satisfied with the dentistry they have received	0	0	N/A	91.3%	91.5%	91.4%
% of Patients satisfied with the time they had to wait for an appointment	0	0	N/A	90.2%	88.2%	87.7%

* This is based on patients treated on this contract for their most recent course of treatment. Figures in italics indicate the base number of FP17s or Patient Questionnaire responses are less than 100. N/A is shown where the base number of responses is less than 10 during the period. % is calculated as Quantity/Base number*100

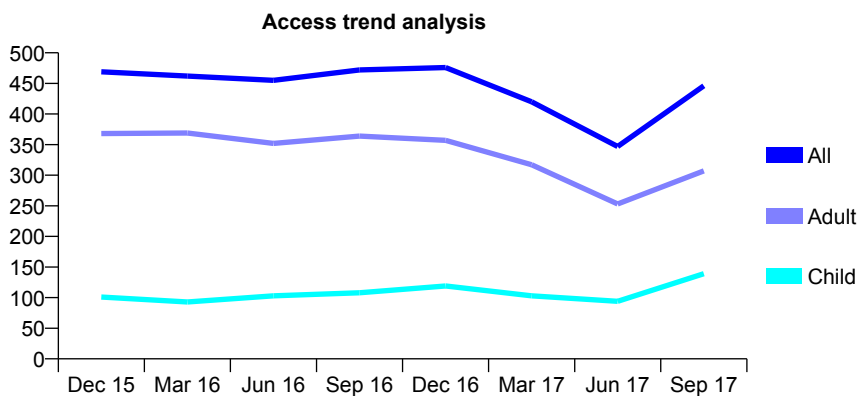
Q54 - Vital Signs At a Glance Contract Report for 740403/0002 - September 2017

Name or company name	MISS JV PATEL
Contract type name	GDS Contract
Purpose of contract	General
Contract start date	01/04/2006
Contract end date	

17/18 Contracted general activity (UDA)	1,962
Carry forward general activity (UDA)	0
17/18 Contracted orthodontic activity (UOA)	0
Carry forward orthodontic activity (UOA)	0
Baseline contract value	£50,637.16

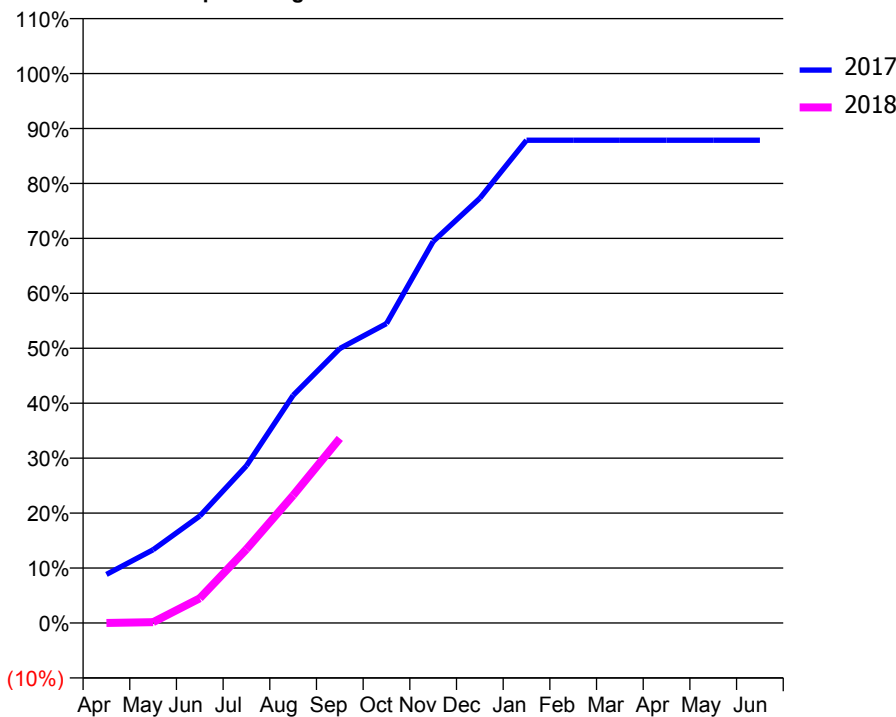
ACCESS*

Patients seen in 24 months	Total	Change since previous quarter
Quarter ending September 2016	472	
Quarter ending December 2016	476	→
Quarter ending March 2017	420	↓
Quarter ending June 2017	347	↓
Quarter ending September 2017	446	↑
Variance since September 2016	(5.5%)	↓



ACTIVITY

Cumulative percentage of contracted UDA delivered 2017 & 2018



Month	Adjusted Scheduled Activity (UDA)	
	2017	2018
April	173	0
May	262	3
June	382	88
July	561	264
August	813	456
September	980	659
October	1,069	
November	1,363	
December	1,517	
January	1,724	
February	1,724	
March	1,724	
April	1,724	
May	1,724	
June	1,724	

QUALITY

	Quantity	Base Number	Contract	AT	Region	England
% of FP17s for the same patient ID Re-attending within 3 months - Children	0	82	0.0%	9.9%	11.6%	11.9%
% of FP17s for the same patient ID Re-attending within 3 months - Adults	2	123	1.6%	14.7%	15.2%	15.9%
% of FP17s for the same patient ID Re-attending between 3 & 9 months - Children	1	82	1.2%	51.5%	59.1%	58.1%
% of FP17s for the same patient ID Re-attending between 3 & 9 months - Adults	6	123	4.9%	47.4%	51.7%	50.6%
% of FP17s for Band 1 Urgent Courses	31	205	15.1%	8.1%	8.0%	9.1%
% of FP17s Relating to Free Repair or Replacements	0	205	0.0%	0.7%	0.8%	0.8%
% of FP17s Relating to Continuations	0	205	0.0%	0.8%	1.0%	1.1%
% of Patients satisfied with the dentistry they have received	0	0	N/A	91.3%	91.5%	91.4%
% of Patients satisfied with the time they had to wait for an appointment	0	0	N/A	90.2%	88.2%	87.7%

* This is based on patients treated on this contract for their most recent course of treatment. Figures in italics indicate the base number of FP17s or Patient Questionnaire responses are less than 100. N/A is shown where the base number of responses is less than 10 during the period. % is calculated as Quantity/Base number*100

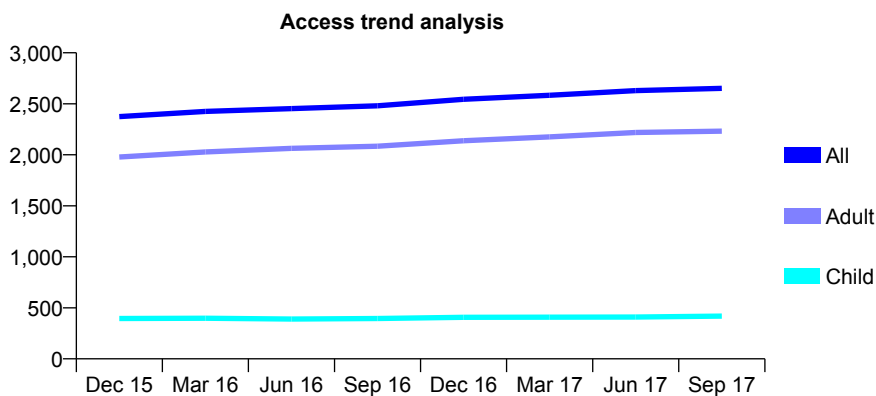
Q54 - Vital Signs At a Glance Contract Report for 745138/0001 - September 2017

Name or company name	MR JM ROBINSON
Contract type name	GDS Contract
Purpose of contract	General
Contract start date	01/04/2006
Contract end date	

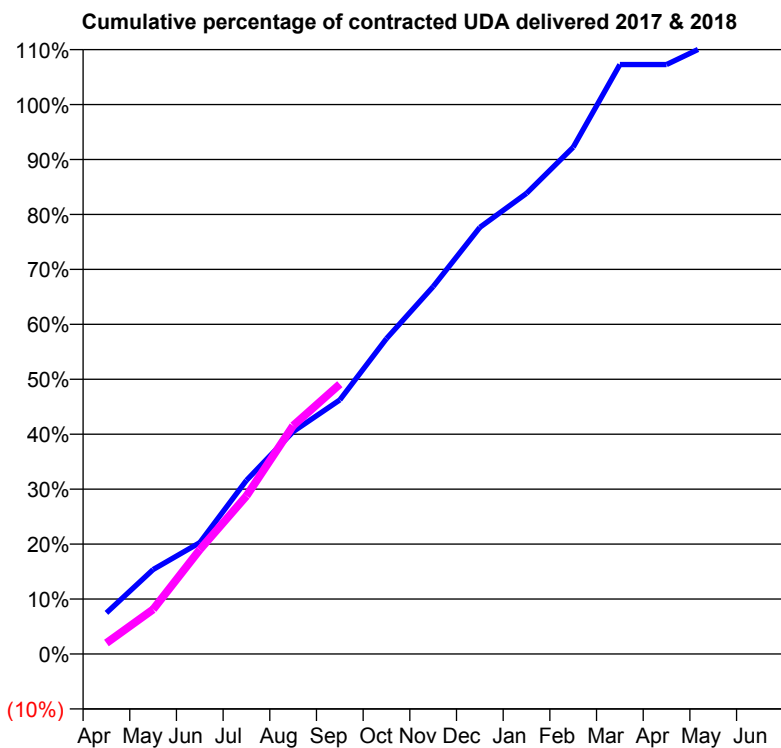
17/18 Contracted general activity (UDA)	7,227
Carry forward general activity (UDA)	-145
17/18 Contracted orthodontic activity (UOA)	0
Carry forward orthodontic activity (UOA)	0
Baseline contract value	£177,051.10

ACCESS*

Patients seen in 24 months	Total	Change since previous quarter
Quarter ending September 2016	2,480	
Quarter ending December 2016	2,545	↑
Quarter ending March 2017	2,584	→
Quarter ending June 2017	2,629	→
Quarter ending September 2017	2,651	→
Variance since September 2016	6.9%	↑



ACTIVITY



Month	Adjusted Scheduled Activity (UDA)	
	2017	2018
April	542	145
May	1,112	586
June	1,466	1,372
July	2,284	2,079
August	2,925	3,003
September	3,342	3,549
October	4,148	
November	4,832	
December	5,611	
January	6,058	
February	6,665	
March	7,753	
April	7,753	
May	8,045	
June	8,052	

QUALITY

	Quantity	Base Number	Contract	AT	Region	England
% of FP17s for the same patient ID Re-attending within 3 months - Children	6	316	1.9%	9.9%	11.6%	11.9%
% of FP17s for the same patient ID Re-attending within 3 months - Adults	114	1,457	7.8%	14.7%	15.2%	15.9%
% of FP17s for the same patient ID Re-attending between 3 & 9 months - Children	203	316	64.2%	51.5%	59.1%	58.1%
% of FP17s for the same patient ID Re-attending between 3 & 9 months - Adults	897	1,457	61.6%	47.4%	51.7%	50.6%
% of FP17s for Band 1 Urgent Courses	98	1,644	6.0%	8.1%	8.0%	9.1%
% of FP17s Relating to Free Repair or Replacements	7	1,644	0.4%	0.7%	0.8%	0.8%
% of FP17s Relating to Continuations	3	1,644	0.2%	0.8%	1.0%	1.1%
% of Patients satisfied with the dentistry they have received	5	7	N/A	91.3%	91.5%	91.4%
% of Patients satisfied with the time they had to wait for an appointment	7	7	N/A	90.2%	88.2%	87.7%

* This is based on patients treated on this contract for their most recent course of treatment. Figures in italics indicate the base number of FP17s or Patient Questionnaire responses are less than 100. N/A is shown where the base number of responses is less than 10 during the period. % is calculated as Quantity/Base number*100

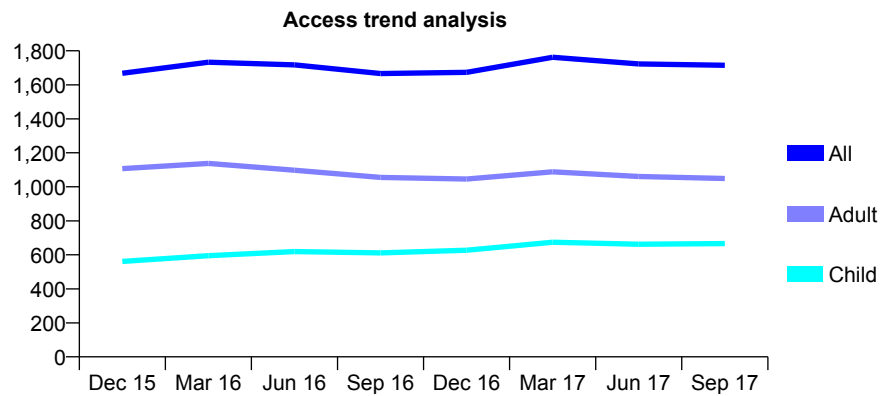
Q54 - Vital Signs At a Glance Contract Report for 748196/0001 - September 2017

Name or company name	MR AM PATTNI
Contract type name	GDS Contract
Purpose of contract	General
Contract start date	01/04/2006
Contract end date	

17/18 Contracted general activity (UDA)	4,099
Carry forward general activity (UDA)	-82
17/18 Contracted orthodontic activity (UOA)	0
Carry forward orthodontic activity (UOA)	0
Baseline contract value	£95,902.76

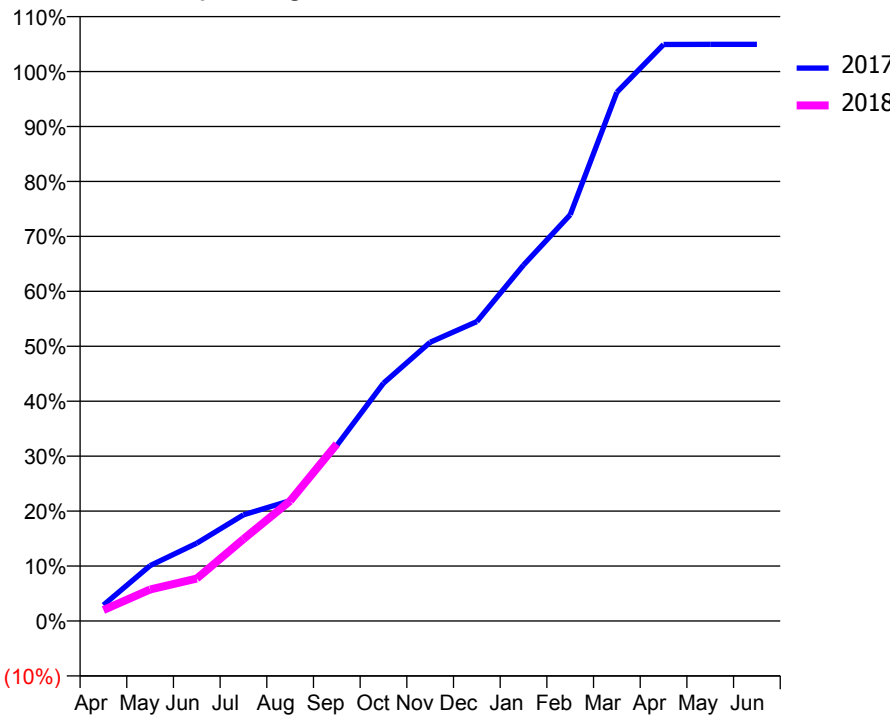
ACCESS*

Patients seen in 24 months	Total	Change since previous quarter
Quarter ending September 2016	1,666	
Quarter ending December 2016	1,673	→
Quarter ending March 2017	1,762	↑
Quarter ending June 2017	1,723	↓
Quarter ending September 2017	1,715	→
Variance since September 2016	2.9%	↑



ACTIVITY

Cumulative percentage of contracted UDA delivered 2017 & 2018



Month	Adjusted Scheduled Activity (UDA)	
	2017	2018
April	119	82
May	413	235
June	581	317
July	792	611
August	898	896
September	1,310	1,321
October	1,774	
November	2,080	
December	2,234	
January	2,656	
February	3,030	
March	3,945	
April	4,300	
May	4,301	
June	4,301	

QUALITY

	Quantity	Base Number	Contract	AT	Region	England
% of FP17s for the same patient ID Re-attending within 3 months - Children	16	345	4.6%	9.9%	11.6%	11.9%
% of FP17s for the same patient ID Re-attending within 3 months - Adults	28	397	7.1%	14.7%	15.2%	15.9%
% of FP17s for the same patient ID Re-attending between 3 & 9 months - Children	188	345	54.5%	51.5%	59.1%	58.1%
% of FP17s for the same patient ID Re-attending between 3 & 9 months - Adults	128	397	32.2%	47.4%	51.7%	50.6%
% of FP17s for Band 1 Urgent Courses	78	644	12.1%	8.1%	8.0%	9.1%
% of FP17s Relating to Free Repair or Replacements	0	644	0.0%	0.7%	0.8%	0.8%
% of FP17s Relating to Continuations	0	644	0.0%	0.8%	1.0%	1.1%
% of Patients satisfied with the dentistry they have received	3	3	N/A	91.3%	91.5%	91.4%
% of Patients satisfied with the time they had to wait for an appointment	2	3	N/A	90.2%	88.2%	87.7%

* This is based on patients treated on this contract for their most recent course of treatment. Figures in italics indicate the base number of FP17s or Patient Questionnaire responses are less than 100. N/A is shown where the base number of responses is less than 10 during the period. % is calculated as Quantity/Base number*100

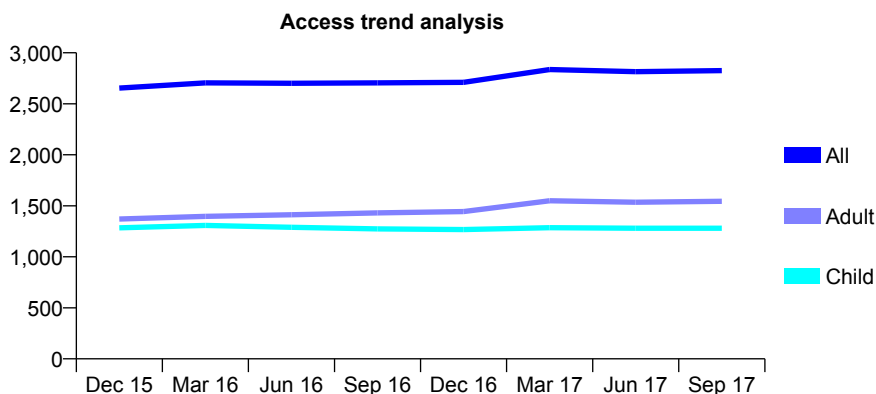
Q54 - Vital Signs At a Glance Contract Report for 749672/0001 - September 2017

Name or company name	MR SS KELLEY
Contract type name	GDS Contract
Purpose of contract	General
Contract start date	01/04/2006
Contract end date	

17/18 Contracted general activity (UDA)	8,700
Carry forward general activity (UDA)	261
17/18 Contracted orthodontic activity (UOA)	0
Carry forward orthodontic activity (UOA)	0
Baseline contract value	£203,650.63

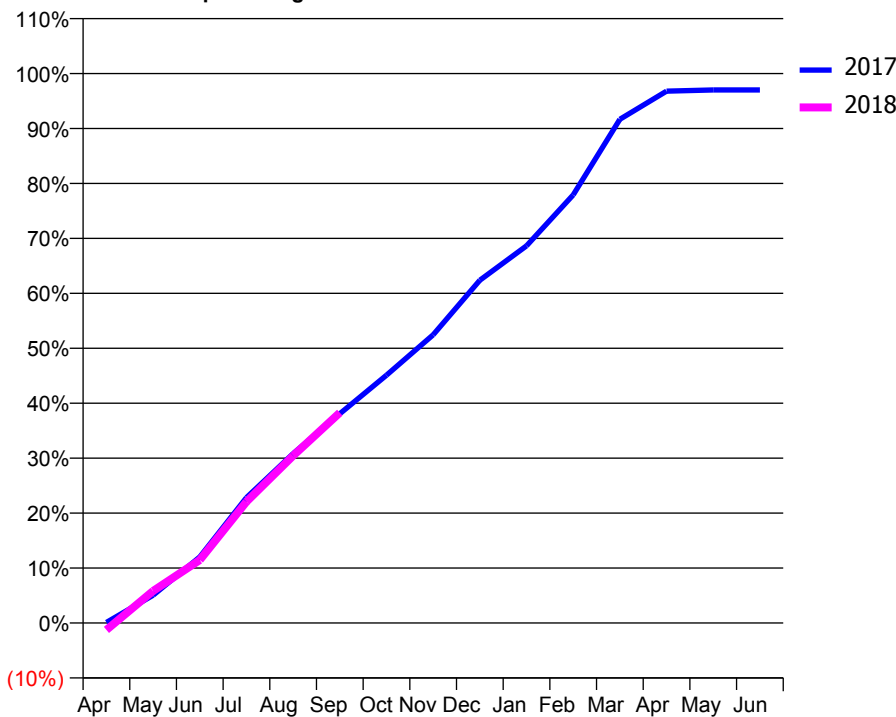
ACCESS*

Patients seen in 24 months	Total	Change since previous quarter
Quarter ending September 2016	2,705	
Quarter ending December 2016	2,711	→
Quarter ending March 2017	2,836	↑
Quarter ending June 2017	2,815	→
Quarter ending September 2017	2,825	→
Variance since September 2016	4.4%	↑



ACTIVITY

Cumulative percentage of contracted UDA delivered 2017 & 2018



Month	Adjusted Scheduled Activity (UDA)	
	2017	2018
April	9	-112
May	440	508
June	1,046	998
July	1,987	1,920
August	2,682	2,648
September	3,314	3,330
October	3,924	
November	4,563	
December	5,428	
January	5,972	
February	6,778	
March	7,974	
April	8,421	
May	8,439	
June	8,439	

QUALITY

	Quantity	Base Number	Contract	AT	Region	England
% of FP17s for the same patient ID Re-attending within 3 months - Children	57	1,094	5.2%	9.9%	11.6%	11.9%
% of FP17s for the same patient ID Re-attending within 3 months - Adults	195	1,186	16.4%	14.7%	15.2%	15.9%
% of FP17s for the same patient ID Re-attending between 3 & 9 months - Children	776	1,094	70.9%	51.5%	59.1%	58.1%
% of FP17s for the same patient ID Re-attending between 3 & 9 months - Adults	761	1,186	64.2%	47.4%	51.7%	50.6%
% of FP17s for Band 1 Urgent Courses	81	2,072	3.9%	8.1%	8.0%	9.1%
% of FP17s Relating to Free Repair or Replacements	15	2,072	0.7%	0.7%	0.8%	0.8%
% of FP17s Relating to Continuations	42	2,072	2.0%	0.8%	1.0%	1.1%
% of Patients satisfied with the dentistry they have received	2	2	N/A	91.3%	91.5%	91.4%
% of Patients satisfied with the time they had to wait for an appointment	2	2	N/A	90.2%	88.2%	87.7%

* This is based on patients treated on this contract for their most recent course of treatment. Figures in italics indicate the base number of FP17s or Patient Questionnaire responses are less than 100. N/A is shown where the base number of responses is less than 10 during the period. % is calculated as Quantity/Base number*100

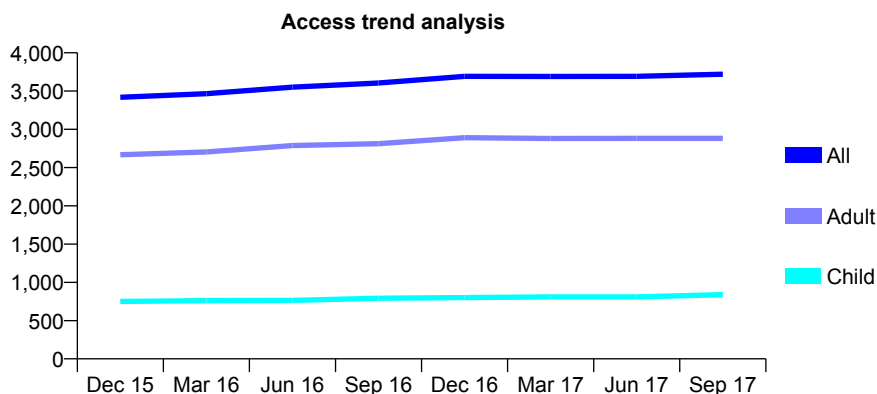
Q54 - Vital Signs At a Glance Contract Report for 754005/0001 - September 2017

Name or company name	MR RN RIDDELL
Contract type name	GDS Contract
Purpose of contract	General
Contract start date	01/04/2006
Contract end date	

17/18 Contracted general activity (UDA)	5,536
Carry forward general activity (UDA)	-111
17/18 Contracted orthodontic activity (UOA)	0
Carry forward orthodontic activity (UOA)	0
Baseline contract value	£115,357.72

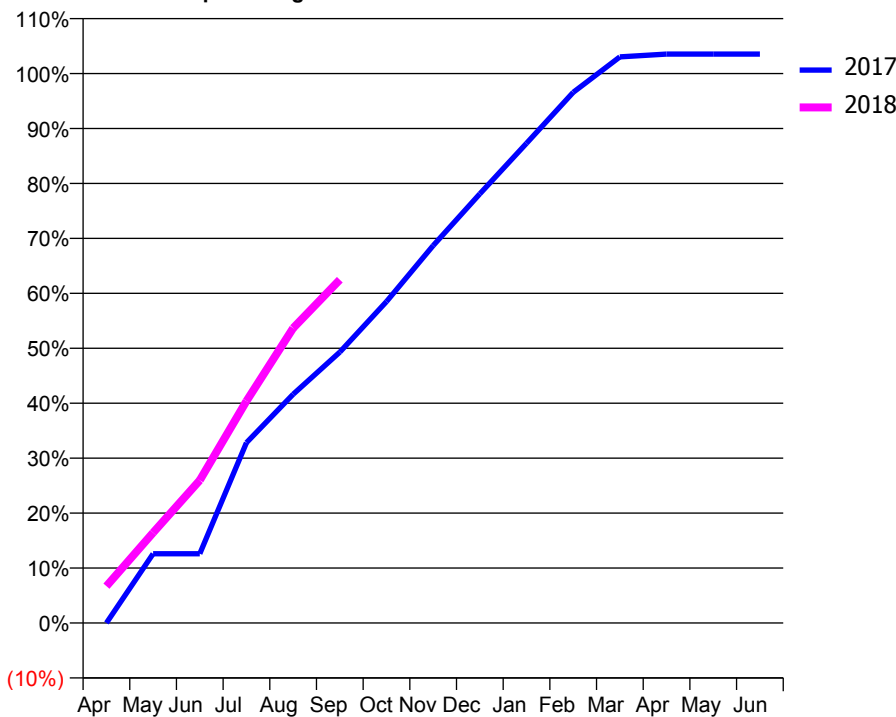
ACCESS*

Patients seen in 24 months	Total	Change since previous quarter
Quarter ending September 2016	3,606	
Quarter ending December 2016	3,692	↑
Quarter ending March 2017	3,690	→
Quarter ending June 2017	3,692	→
Quarter ending September 2017	3,721	→
Variance since September 2016	3.2%	↑



ACTIVITY

Cumulative percentage of contracted UDA delivered 2017 & 2018



Month	Adjusted Scheduled Activity (UDA)	
	2017	2018
April	0	372
May	697	911
June	697	1,438
July	1,818	2,236
August	2,304	2,970
September	2,729	3,459
October	3,238	
November	3,803	
December	4,324	
January	4,833	
February	5,347	
March	5,704	
April	5,732	
May	5,732	
June	5,732	

QUALITY

	Quantity	Base Number	Contract	AT	Region	England
% of FP17s for the same patient ID Re-attending within 3 months - Children	26	612	4.2%	9.9%	11.6%	11.9%
% of FP17s for the same patient ID Re-attending within 3 months - Adults	154	1,449	10.6%	14.7%	15.2%	15.9%
% of FP17s for the same patient ID Re-attending between 3 & 9 months - Children	405	612	66.2%	51.5%	59.1%	58.1%
% of FP17s for the same patient ID Re-attending between 3 & 9 months - Adults	606	1,449	41.8%	47.4%	51.7%	50.6%
% of FP17s for Band 1 Urgent Courses	194	2,042	9.5%	8.1%	8.0%	9.1%
% of FP17s Relating to Free Repair or Replacements	6	2,042	0.3%	0.7%	0.8%	0.8%
% of FP17s Relating to Continuations	9	2,042	0.4%	0.8%	1.0%	1.1%
% of Patients satisfied with the dentistry they have received	0	0	N/A	91.3%	91.5%	91.4%
% of Patients satisfied with the time they had to wait for an appointment	0	0	N/A	90.2%	88.2%	87.7%

* This is based on patients treated on this contract for their most recent course of treatment. Figures in italics indicate the base number of FP17s or Patient Questionnaire responses are less than 100. N/A is shown where the base number of responses is less than 10 during the period. % is calculated as Quantity/Base number*100

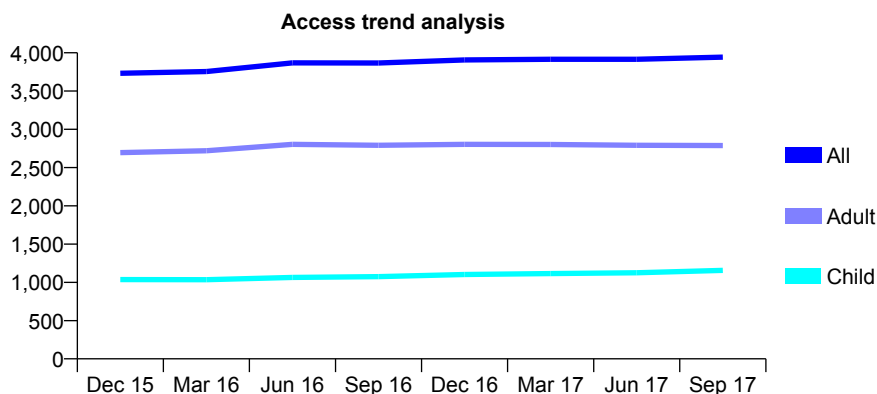
Q54 - Vital Signs At a Glance Contract Report for 763144/0001 - September 2017

Name or company name	MR GS BAHIA
Contract type name	GDS Contract
Purpose of contract	General
Contract start date	01/04/2006
Contract end date	

17/18 Contracted general activity (UDA)	7,933
Carry forward general activity (UDA)	-159
17/18 Contracted orthodontic activity (UOA)	0
Carry forward orthodontic activity (UOA)	0
Baseline contract value	£214,612.64

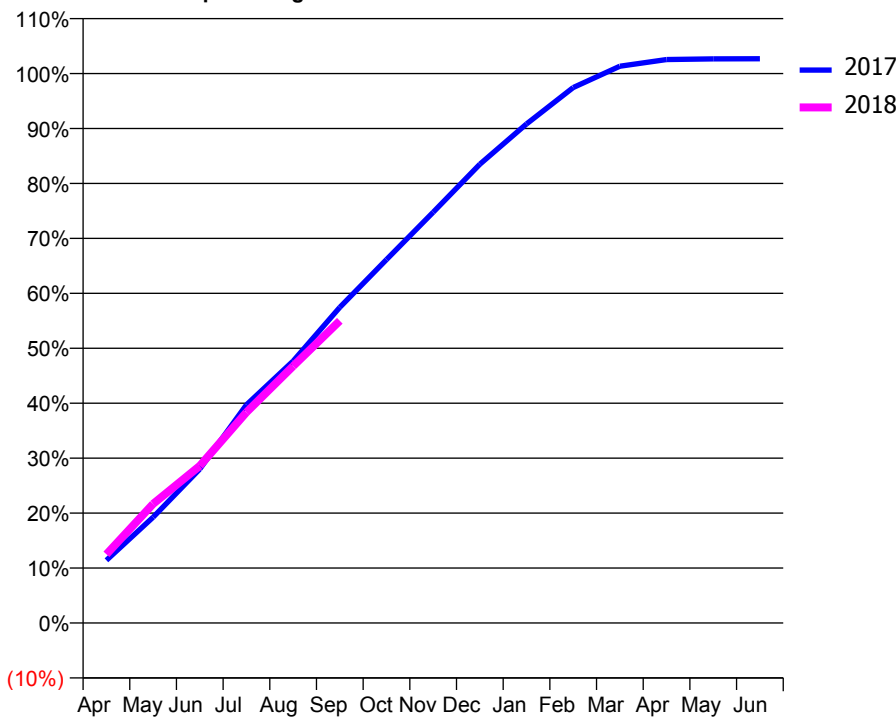
ACCESS*

Patients seen in 24 months	Total	Change since previous quarter
Quarter ending September 2016	3,866	
Quarter ending December 2016	3,906	→
Quarter ending March 2017	3,916	→
Quarter ending June 2017	3,916	→
Quarter ending September 2017	3,943	→
Variance since September 2016	2.0%	→



ACTIVITY

Cumulative percentage of contracted UDA delivered 2017 & 2018



Month	Adjusted Scheduled Activity (UDA)	
	2017	2018
April	905	992
May	1,528	1,720
June	2,222	2,269
July	3,151	3,042
August	3,781	3,708
September	4,557	4,363
October	5,247	
November	5,931	
December	6,622	
January	7,205	
February	7,731	
March	8,039	
April	8,135	
May	8,144	
June	8,146	

QUALITY

	Quantity	Base Number	Contract	AT	Region	England
% of FP17s for the same patient ID Re-attending within 3 months - Children	6	727	0.8%	9.9%	11.6%	11.9%
% of FP17s for the same patient ID Re-attending within 3 months - Adults	74	1,606	4.6%	14.7%	15.2%	15.9%
% of FP17s for the same patient ID Re-attending between 3 & 9 months - Children	371	727	51.0%	51.5%	59.1%	58.1%
% of FP17s for the same patient ID Re-attending between 3 & 9 months - Adults	648	1,606	40.3%	47.4%	51.7%	50.6%
% of FP17s for Band 1 Urgent Courses	43	2,256	1.9%	8.1%	8.0%	9.1%
% of FP17s Relating to Free Repair or Replacements	5	2,256	0.2%	0.7%	0.8%	0.8%
% of FP17s Relating to Continuations	2	2,256	0.1%	0.8%	1.0%	1.1%
% of Patients satisfied with the dentistry they have received	2	2	N/A	91.3%	91.5%	91.4%
% of Patients satisfied with the time they had to wait for an appointment	2	2	N/A	90.2%	88.2%	87.7%

* This is based on patients treated on this contract for their most recent course of treatment. Figures in italics indicate the base number of FP17s or Patient Questionnaire responses are less than 100. N/A is shown where the base number of responses is less than 10 during the period. % is calculated as Quantity/Base number*100

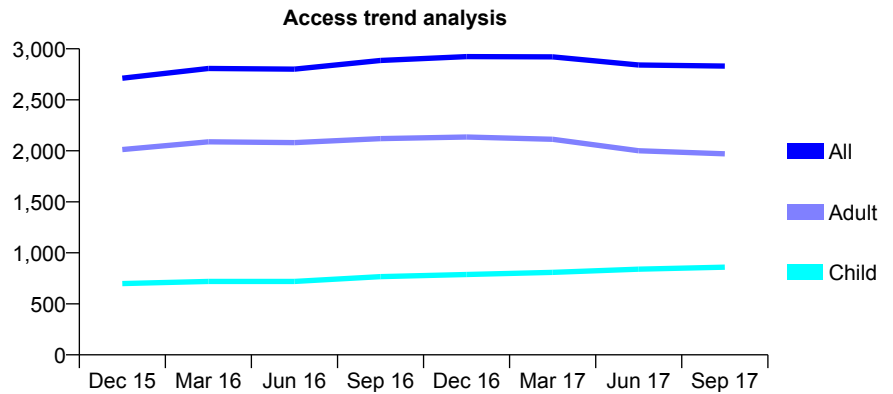
Q54 - Vital Signs At a Glance Contract Report for 764191/0001 - September 2017

Name or company name	MISS KL ROBINSON
Contract type name	GDS Contract
Purpose of contract	General
Contract start date	01/04/2006
Contract end date	

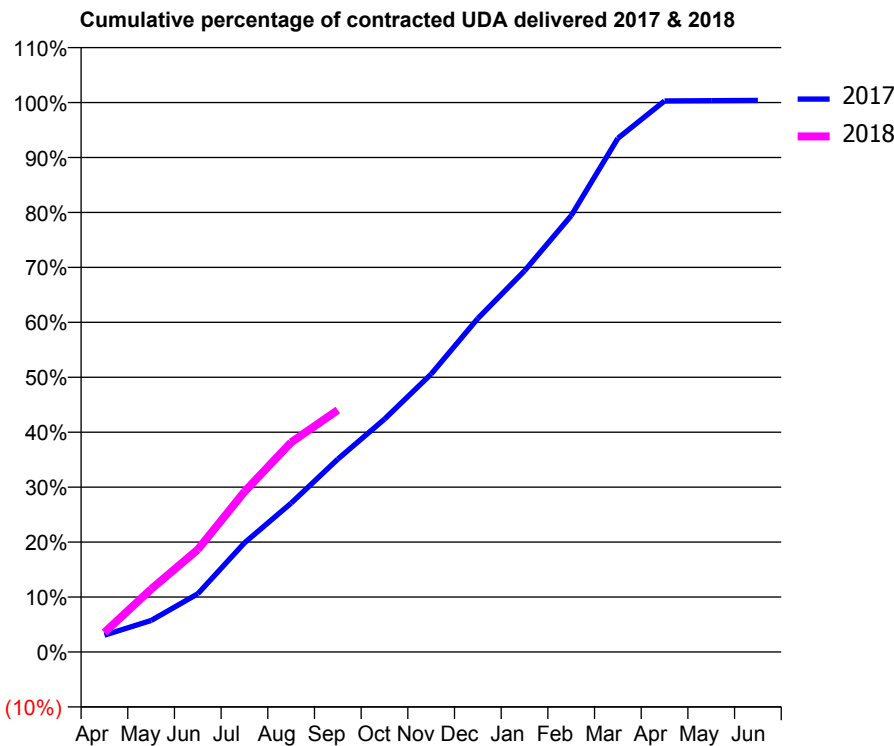
17/18 Contracted general activity (UDA)	7,466
Carry forward general activity (UDA)	0
17/18 Contracted orthodontic activity (UOA)	0
Carry forward orthodontic activity (UOA)	0
Baseline contract value	£209,526.68

ACCESS*

Patients seen in 24 months	Total	Change since previous quarter
Quarter ending September 2016	2,886	
Quarter ending December 2016	2,923	→
Quarter ending March 2017	2,921	→
Quarter ending June 2017	2,841	↓
Quarter ending September 2017	2,831	→
Variance since September 2016	(1.9%)	↓



ACTIVITY



Month	Adjusted Scheduled Activity (UDA)	
	2017	2018
April	229	265
May	428	855
June	791	1,393
July	1,482	2,178
August	2,023	2,849
September	2,620	3,287
October	3,164	
November	3,776	
December	4,532	
January	5,179	
February	5,929	
March	6,980	
April	7,488	
May	7,491	
June	7,494	

QUALITY

	Quantity	Base Number	Contract	AT	Region	England
% of FP17s for the same patient ID Re-attending within 3 months - Children	38	682	5.6%	9.9%	11.6%	11.9%
% of FP17s for the same patient ID Re-attending within 3 months - Adults	188	1,297	14.5%	14.7%	15.2%	15.9%
% of FP17s for the same patient ID Re-attending between 3 & 9 months - Children	396	682	58.1%	51.5%	59.1%	58.1%
% of FP17s for the same patient ID Re-attending between 3 & 9 months - Adults	678	1,297	52.3%	47.4%	51.7%	50.6%
% of FP17s for Band 1 Urgent Courses	156	1,804	8.6%	8.1%	8.0%	9.1%
% of FP17s Relating to Free Repair or Replacements	7	1,804	0.4%	0.7%	0.8%	0.8%
% of FP17s Relating to Continuations	10	1,804	0.6%	0.8%	1.0%	1.1%
% of Patients satisfied with the dentistry they have received	2	3	N/A	91.3%	91.5%	91.4%
% of Patients satisfied with the time they had to wait for an appointment	2	3	N/A	90.2%	88.2%	87.7%

* This is based on patients treated on this contract for their most recent course of treatment. Figures in italics indicate the base number of FP17s or Patient Questionnaire responses are less than 100. N/A is shown where the base number of responses is less than 10 during the period. % is calculated as Quantity/Base number*100

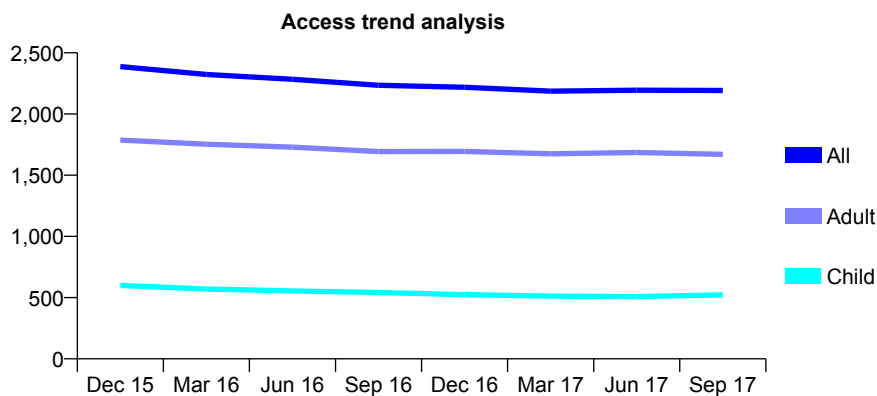
Q54 - Vital Signs At a Glance Contract Report for 765597/0001 - September 2017

Name or company name	MRS N GHABAI
Contract type name	GDS Contract
Purpose of contract	General
Contract start date	01/04/2006
Contract end date	

17/18 Contracted general activity (UDA)	8,368
Carry forward general activity (UDA)	-108
17/18 Contracted orthodontic activity (UOA)	0
Carry forward orthodontic activity (UOA)	0
Baseline contract value	£193,169.62

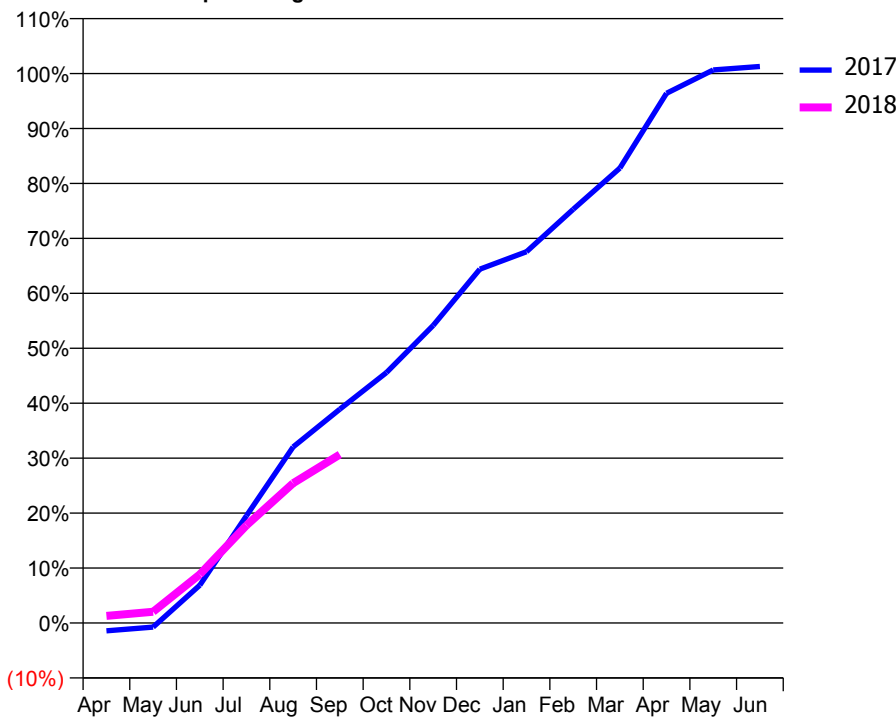
ACCESS*

Patients seen in 24 months	Total	Change since previous quarter
Quarter ending September 2016	2,235	
Quarter ending December 2016	2,218	→
Quarter ending March 2017	2,187	↓
Quarter ending June 2017	2,194	→
Quarter ending September 2017	2,192	→
Variance since September 2016	(1.9%)	↓



ACTIVITY

Cumulative percentage of contracted UDA delivered 2017 & 2018



Month	Adjusted Scheduled Activity (UDA)	
	2017	2018
April	-121	108
May	-64	171
June	575	739
July	1,633	1,487
August	2,681	2,130
September	3,257	2,565
October	3,814	
November	4,531	
December	5,388	
January	5,655	
February	6,301	
March	6,927	
April	8,067	
May	8,423	
June	8,475	

QUALITY

	Quantity	Base Number	Contract	AT	Region	England
% of FP17s for the same patient ID Re-attending within 3 months - Children	46	470	9.8%	9.9%	11.6%	11.9%
% of FP17s for the same patient ID Re-attending within 3 months - Adults	236	1,335	17.7%	14.7%	15.2%	15.9%
% of FP17s for the same patient ID Re-attending between 3 & 9 months - Children	310	470	66.0%	51.5%	59.1%	58.1%
% of FP17s for the same patient ID Re-attending between 3 & 9 months - Adults	788	1,335	59.0%	47.4%	51.7%	50.6%
% of FP17s for Band 1 Urgent Courses	93	1,119	8.3%	8.1%	8.0%	9.1%
% of FP17s Relating to Free Repair or Replacements	5	1,119	0.4%	0.7%	0.8%	0.8%
% of FP17s Relating to Continuations	23	1,119	2.1%	0.8%	1.0%	1.1%
% of Patients satisfied with the dentistry they have received	31	33	93.9%	91.3%	91.5%	91.4%
% of Patients satisfied with the time they had to wait for an appointment	29	33	87.9%	90.2%	88.2%	87.7%

* This is based on patients treated on this contract for their most recent course of treatment. Figures in italics indicate the base number of FP17s or Patient Questionnaire responses are less than 100. N/A is shown where the base number of responses is less than 10 during the period. % is calculated as Quantity/Base number*100

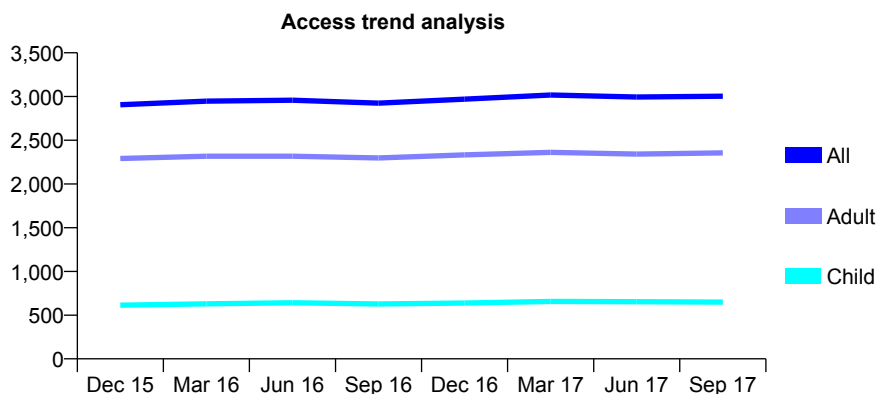
Q54 - Vital Signs At a Glance Contract Report for 765643/0001 - September 2017

Name or company name	MR D SINGH-TERPOT
Contract type name	GDS Contract
Purpose of contract	General
Contract start date	01/04/2006
Contract end date	

17/18 Contracted general activity (UDA)	8,845
Carry forward general activity (UDA)	261
17/18 Contracted orthodontic activity (UOA)	0
Carry forward orthodontic activity (UOA)	0
Baseline contract value	£215,844.41

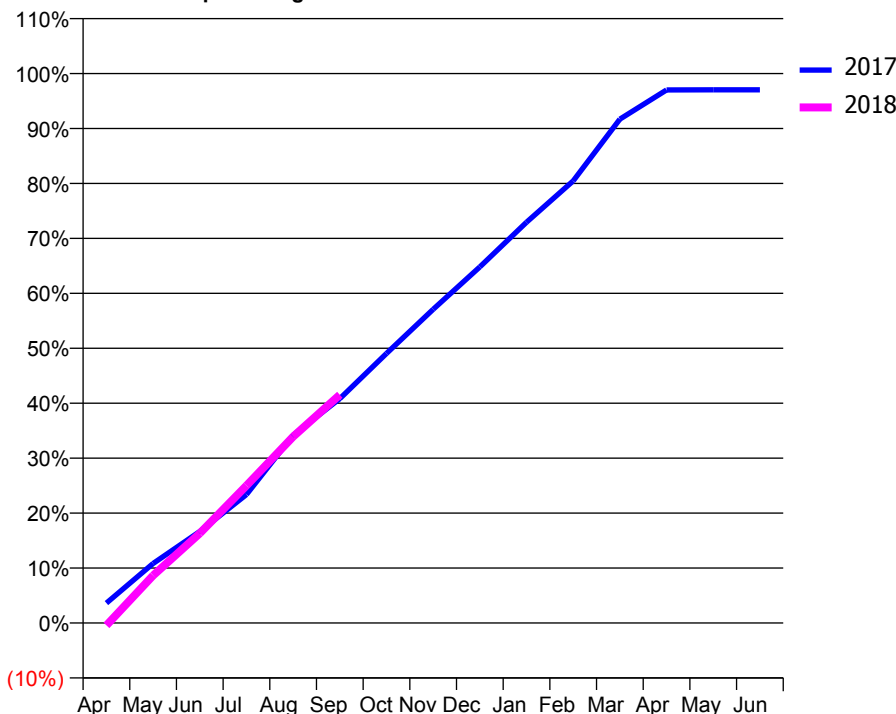
ACCESS*

Patients seen in 24 months	Total	Change since previous quarter
Quarter ending September 2016	2,925	
Quarter ending December 2016	2,970	→
Quarter ending March 2017	3,018	→
Quarter ending June 2017	2,995	→
Quarter ending September 2017	3,004	→
Variance since September 2016	2.7%	↑



ACTIVITY

Cumulative percentage of contracted UDA delivered 2017 & 2018



Month	Adjusted Scheduled Activity (UDA)	
	2017	2018
April	321	-40
May	959	766
June	1,473	1,444
July	2,069	2,211
August	3,023	3,000
September	3,611	3,674
October	4,339	
November	5,049	
December	5,732	
January	6,451	
February	7,117	
March	8,111	
April	8,580	
May	8,583	
June	8,583	

QUALITY

	Quantity	Base Number	Contract	AT	Region	England
% of FP17s for the same patient ID Re-attending within 3 months - Children	24	396	6.1%	9.9%	11.6%	11.9%
% of FP17s for the same patient ID Re-attending within 3 months - Adults	230	1,556	14.8%	14.7%	15.2%	15.9%
% of FP17s for the same patient ID Re-attending between 3 & 9 months - Children	220	396	55.6%	51.5%	59.1%	58.1%
% of FP17s for the same patient ID Re-attending between 3 & 9 months - Adults	836	1,556	53.7%	47.4%	51.7%	50.6%
% of FP17s for Band 1 Urgent Courses	19	1,768	1.1%	8.1%	8.0%	9.1%
% of FP17s Relating to Free Repair or Replacements	9	1,768	0.5%	0.7%	0.8%	0.8%
% of FP17s Relating to Continuations	5	1,768	0.3%	0.8%	1.0%	1.1%
% of Patients satisfied with the dentistry they have received	1	1	N/A	91.3%	91.5%	91.4%
% of Patients satisfied with the time they had to wait for an appointment	1	1	N/A	90.2%	88.2%	87.7%

* This is based on patients treated on this contract for their most recent course of treatment. Figures in italics indicate the base number of FP17s or Patient Questionnaire responses are less than 100. N/A is shown where the base number of responses is less than 10 during the period. % is calculated as Quantity/Base number*100

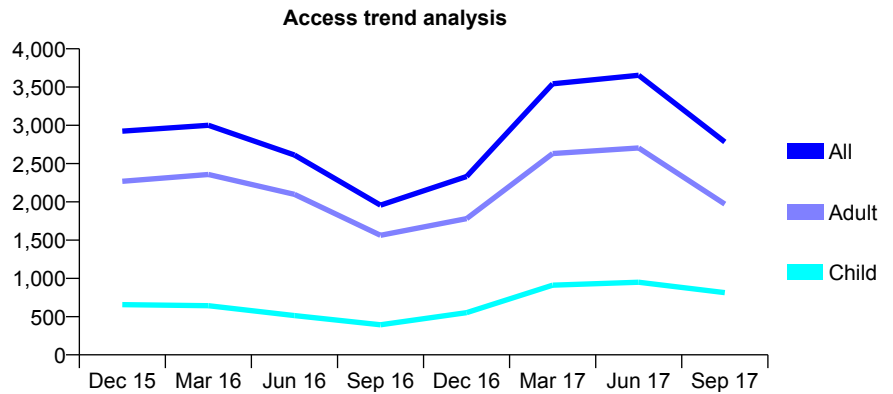
Q54 - Vital Signs At a Glance Contract Report for 766518/0001 - September 2017

Name or company name	MRS CS ILYAS
Contract type name	GDS Contract
Purpose of contract	General
Contract start date	01/10/2014
Contract end date	

17/18 Contracted general activity (UDA)	9,871
Carry forward general activity (UDA)	390
17/18 Contracted orthodontic activity (UOA)	0
Carry forward orthodontic activity (UOA)	0
Baseline contract value	£199,097.23

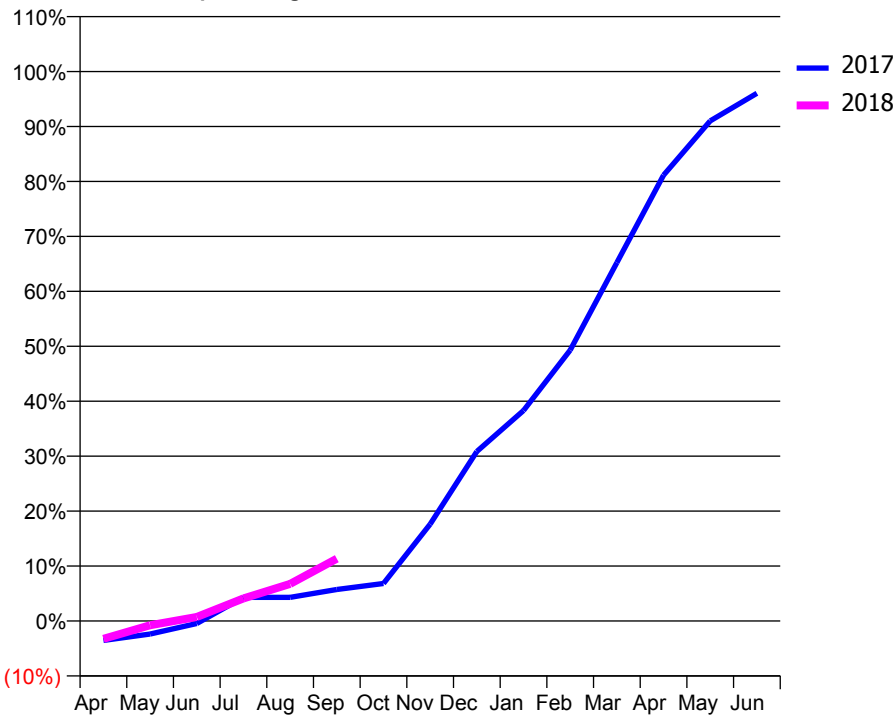
ACCESS*

Patients seen in 24 months	Total	Change since previous quarter
Quarter ending September 2016	1,956	
Quarter ending December 2016	2,332	↑
Quarter ending March 2017	3,542	↑
Quarter ending June 2017	3,654	↑
Quarter ending September 2017	2,783	↓
Variance since September 2016	42.3%	↑



ACTIVITY

Cumulative percentage of contracted UDA delivered 2017 & 2018



Adjusted Scheduled Activity (UDA)		
Month	2017	2018
April	-350	-323
May	-236	-78
June	-46	72
July	425	407
August	425	666
September	567	1,119
October	675	
November	1,740	
December	3,046	
January	3,781	
February	4,867	
March	6,437	
April	8,008	
May	8,983	
June	9,480	

QUALITY

	Quantity	Base Number	Contract	AT	Region	England
% of FP17s for the same patient ID Re-attending within 3 months - Children	36	594	6.1%	9.9%	11.6%	11.9%
% of FP17s for the same patient ID Re-attending within 3 months - Adults	98	1,233	7.9%	14.7%	15.2%	15.9%
% of FP17s for the same patient ID Re-attending between 3 & 9 months - Children	105	594	17.7%	51.5%	59.1%	58.1%
% of FP17s for the same patient ID Re-attending between 3 & 9 months - Adults	254	1,233	20.6%	47.4%	51.7%	50.6%
% of FP17s for Band 1 Urgent Courses	1	511	0.2%	8.1%	8.0%	9.1%
% of FP17s Relating to Free Repair or Replacements	12	511	2.3%	0.7%	0.8%	0.8%
% of FP17s Relating to Continuations	2	511	0.4%	0.8%	1.0%	1.1%
% of Patients satisfied with the dentistry they have received	2	2	N/A	91.3%	91.5%	91.4%
% of Patients satisfied with the time they had to wait for an appointment	2	2	N/A	90.2%	88.2%	87.7%

* This is based on patients treated on this contract for their most recent course of treatment. Figures in italics indicate the base number of FP17s or Patient Questionnaire responses are less than 100. N/A is shown where the base number of responses is less than 10 during the period. % is calculated as Quantity/Base number*100

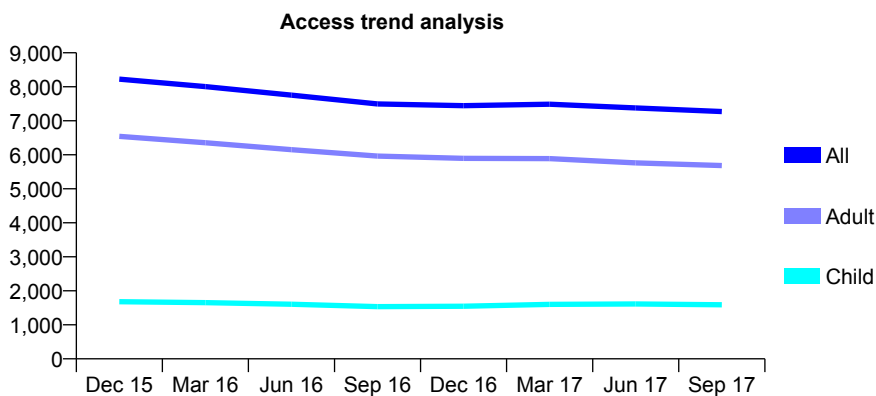
Q54 - Vital Signs At a Glance Contract Report for 769258/0001 - September 2017

Name or company name	MR S TALWAR
Contract type name	GDS Contract
Purpose of contract	General
Contract start date	01/04/2006
Contract end date	

17/18 Contracted general activity (UDA)	23,061
Carry forward general activity (UDA)	0
17/18 Contracted orthodontic activity (UOA)	0
Carry forward orthodontic activity (UOA)	0
Baseline contract value	£547,968.66

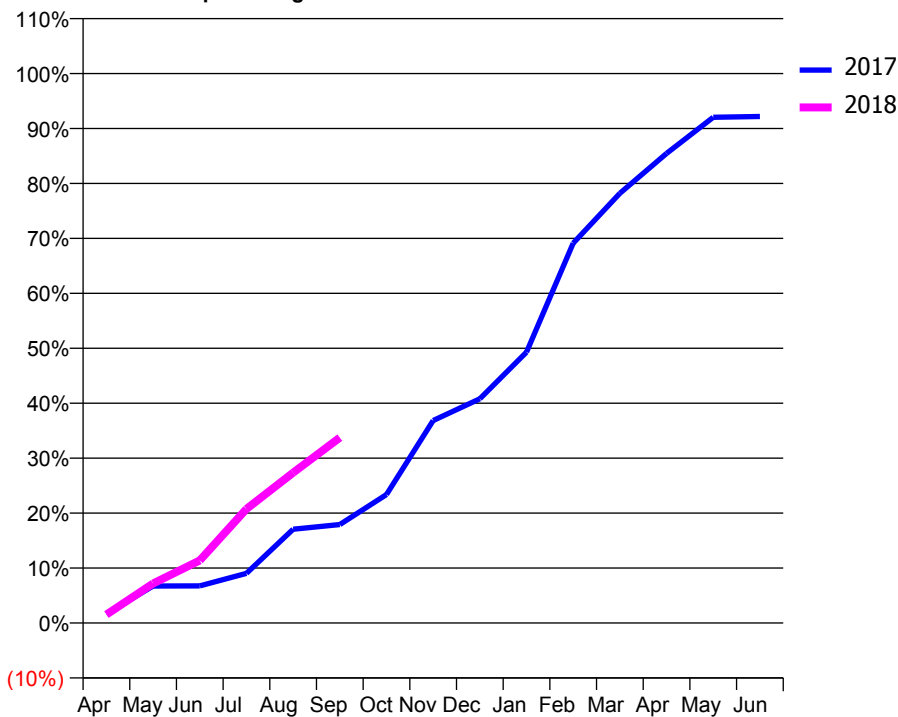
ACCESS*

Patients seen in 24 months	Total	Change since previous quarter
Quarter ending September 2016	7,496	
Quarter ending December 2016	7,446	→
Quarter ending March 2017	7,490	→
Quarter ending June 2017	7,377	↓
Quarter ending September 2017	7,274	↓
Variance since September 2016	(3.0%)	↓



ACTIVITY

Cumulative percentage of contracted UDA delivered 2017 & 2018



Month	Adjusted Scheduled Activity (UDA)	
	2017	2018
April	383	355
May	1,551	1,659
June	1,557	2,626
July	2,083	4,789
August	3,934	6,310
September	4,133	7,779
October	5,392	
November	8,499	
December	9,408	
January	11,370	
February	15,943	
March	18,035	
April	19,706	
May	21,225	
June	21,258	

QUALITY

	Quantity	Base Number	Contract	AT	Region	England
% of FP17s for the same patient ID Re-attending within 3 months - Children	185	1,352	13.7%	9.9%	11.6%	11.9%
% of FP17s for the same patient ID Re-attending within 3 months - Adults	1,258	4,634	27.1%	14.7%	15.2%	15.9%
% of FP17s for the same patient ID Re-attending between 3 & 9 months - Children	781	1,352	57.8%	51.5%	59.1%	58.1%
% of FP17s for the same patient ID Re-attending between 3 & 9 months - Adults	2,447	4,634	52.8%	47.4%	51.7%	50.6%
% of FP17s for Band 1 Urgent Courses	368	4,489	8.2%	8.1%	8.0%	9.1%
% of FP17s Relating to Free Repair or Replacements	62	4,489	1.4%	0.7%	0.8%	0.8%
% of FP17s Relating to Continuations	254	4,489	5.7%	0.8%	1.0%	1.1%
% of Patients satisfied with the dentistry they have received	6	9	N/A	91.3%	91.5%	91.4%
% of Patients satisfied with the time they had to wait for an appointment	7	9	N/A	90.2%	88.2%	87.7%

* This is based on patients treated on this contract for their most recent course of treatment. Figures in italics indicate the base number of FP17s or Patient Questionnaire responses are less than 100. N/A is shown where the base number of responses is less than 10 during the period. % is calculated as Quantity/Base number*100

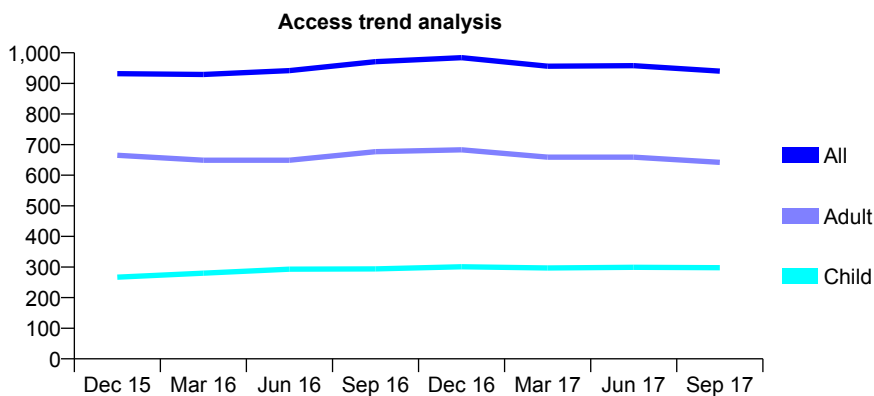
Q54 - Vital Signs At a Glance Contract Report for 769258/0002 - September 2017

Name or company name	MR S TALWAR
Contract type name	GDS Contract
Purpose of contract	General
Contract start date	01/04/2006
Contract end date	

17/18 Contracted general activity (UDA)	4,660
Carry forward general activity (UDA)	0
17/18 Contracted orthodontic activity (UOA)	0
Carry forward orthodontic activity (UOA)	0
Baseline contract value	£111,367.23

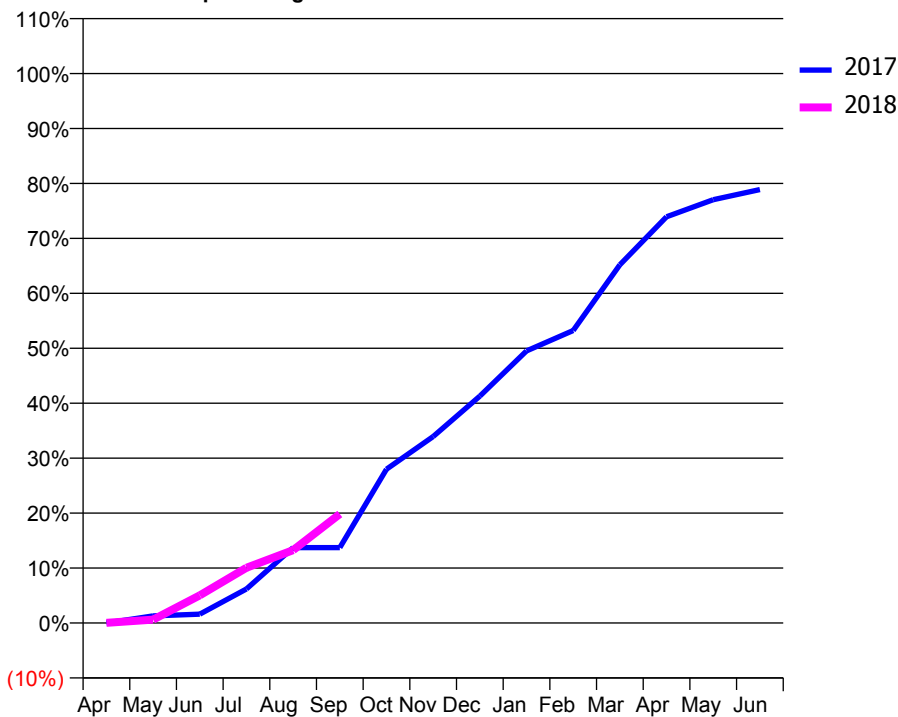
ACCESS*

Patients seen in 24 months	Total	Change since previous quarter
Quarter ending September 2016	971	
Quarter ending December 2016	984	→
Quarter ending March 2017	956	↓
Quarter ending June 2017	958	→
Quarter ending September 2017	940	↓
Variance since September 2016	(3.2%)	↓



ACTIVITY

Cumulative percentage of contracted UDA delivered 2017 & 2018



Month	Adjusted Scheduled Activity (UDA)	
	2017	2018
April	1	2
May	61	29
June	75	234
July	289	469
August	640	618
September	640	924
October	1,305	
November	1,582	
December	1,924	
January	2,308	
February	2,480	
March	3,038	
April	3,445	
May	3,589	
June	3,676	

QUALITY

	Quantity	Base Number	Contract	AT	Region	England
% of FP17s for the same patient ID Re-attending within 3 months - Children	45	196	23.0%	9.9%	11.6%	11.9%
% of FP17s for the same patient ID Re-attending within 3 months - Adults	175	466	37.6%	14.7%	15.2%	15.9%
% of FP17s for the same patient ID Re-attending between 3 & 9 months - Children	84	196	42.9%	51.5%	59.1%	58.1%
% of FP17s for the same patient ID Re-attending between 3 & 9 months - Adults	197	466	42.3%	47.4%	51.7%	50.6%
% of FP17s for Band 1 Urgent Courses	51	431	11.8%	8.1%	8.0%	9.1%
% of FP17s Relating to Free Repair or Replacements	7	431	1.6%	0.7%	0.8%	0.8%
% of FP17s Relating to Continuations	22	431	5.1%	0.8%	1.0%	1.1%
% of Patients satisfied with the dentistry they have received	2	3	N/A	91.3%	91.5%	91.4%
% of Patients satisfied with the time they had to wait for an appointment	1	3	N/A	90.2%	88.2%	87.7%

* This is based on patients treated on this contract for their most recent course of treatment. Figures in italics indicate the base number of FP17s or Patient Questionnaire responses are less than 100. N/A is shown where the base number of responses is less than 10 during the period. % is calculated as Quantity/Base number*100

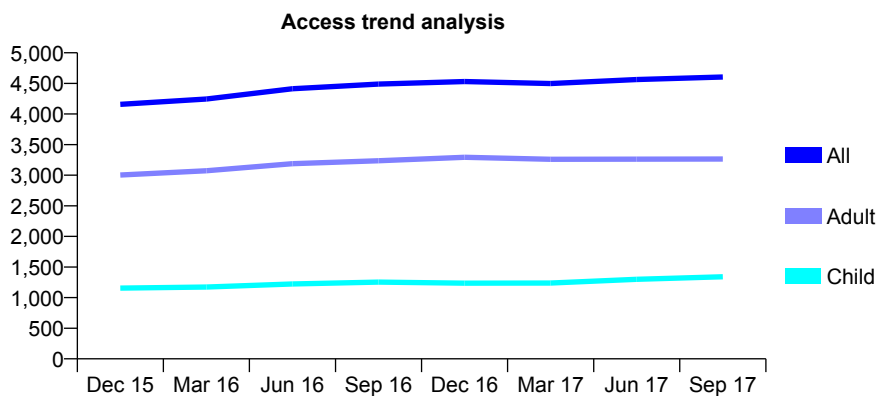
Q54 - Vital Signs At a Glance Contract Report for 769827/0001 - September 2017

Name or company name	MR A HUSSAIN
Contract type name	GDS Contract
Purpose of contract	General
Contract start date	01/04/2006
Contract end date	

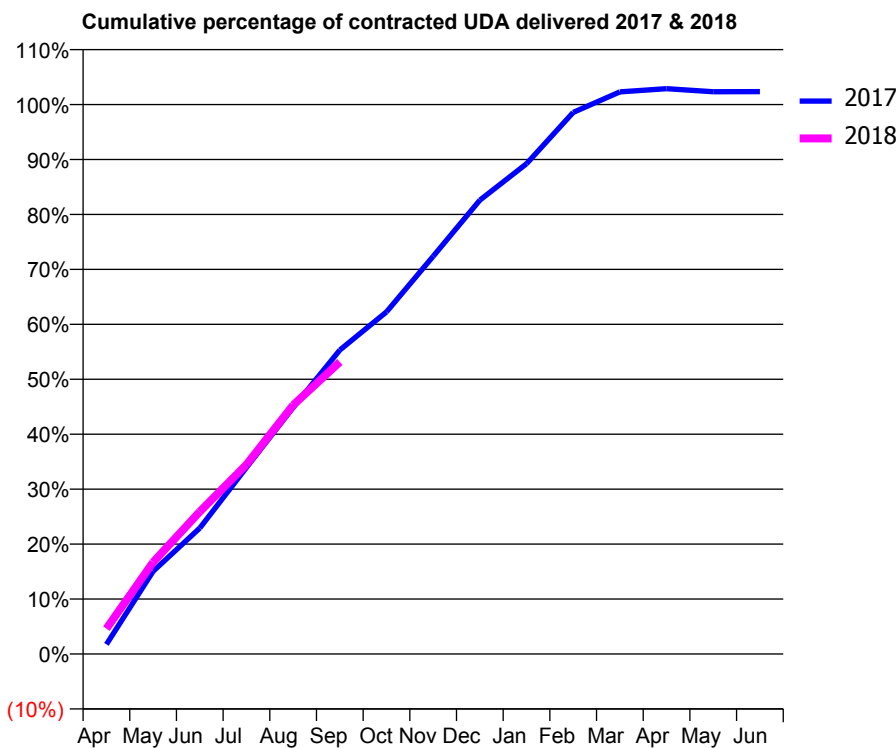
17/18 Contracted general activity (UDA)	10,369
Carry forward general activity (UDA)	-208
17/18 Contracted orthodontic activity (UOA)	0
Carry forward orthodontic activity (UOA)	0
Baseline contract value	£255,390.54

ACCESS*

Patients seen in 24 months	Total	Change since previous quarter
Quarter ending September 2016	4,490	
Quarter ending December 2016	4,530	→
Quarter ending March 2017	4,498	→
Quarter ending June 2017	4,563	→
Quarter ending September 2017	4,604	→
Variance since September 2016	2.5%	↑



ACTIVITY



Month	Adjusted Scheduled Activity (UDA)	
	2017	2018
April	183	478
May	1,562	1,733
June	2,375	2,687
July	3,520	3,575
August	4,652	4,695
September	5,735	5,512
October	6,456	
November	7,505	
December	8,564	
January	9,250	
February	10,220	
March	10,608	
April	10,668	
May	10,611	
June	10,613	

QUALITY

	Quantity	Base Number	Contract	AT	Region	England
% of FP17s for the same patient ID Re-attending within 3 months - Children	51	795	6.4%	9.9%	11.6%	11.9%
% of FP17s for the same patient ID Re-attending within 3 months - Adults	213	1,592	13.4%	14.7%	15.2%	15.9%
% of FP17s for the same patient ID Re-attending between 3 & 9 months - Children	262	795	33.0%	51.5%	59.1%	58.1%
% of FP17s for the same patient ID Re-attending between 3 & 9 months - Adults	550	1,592	34.5%	47.4%	51.7%	50.6%
% of FP17s for Band 1 Urgent Courses	213	2,083	10.2%	8.1%	8.0%	9.1%
% of FP17s Relating to Free Repair or Replacements	59	2,083	2.8%	0.7%	0.8%	0.8%
% of FP17s Relating to Continuations	9	2,083	0.4%	0.8%	1.0%	1.1%
% of Patients satisfied with the dentistry they have received	3	3	N/A	91.3%	91.5%	91.4%
% of Patients satisfied with the time they had to wait for an appointment	2	3	N/A	90.2%	88.2%	87.7%

* This is based on patients treated on this contract for their most recent course of treatment. Figures in italics indicate the base number of FP17s or Patient Questionnaire responses are less than 100. N/A is shown where the base number of responses is less than 10 during the period. % is calculated as Quantity/Base number*100

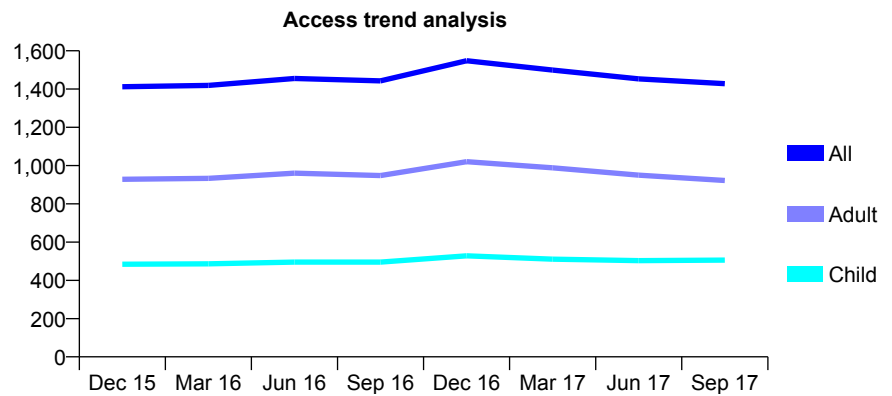
Q54 - Vital Signs At a Glance Contract Report for 769827/0002 - September 2017

Name or company name	MR A HUSSAIN
Contract type name	GDS Contract
Purpose of contract	General
Contract start date	01/11/2010
Contract end date	

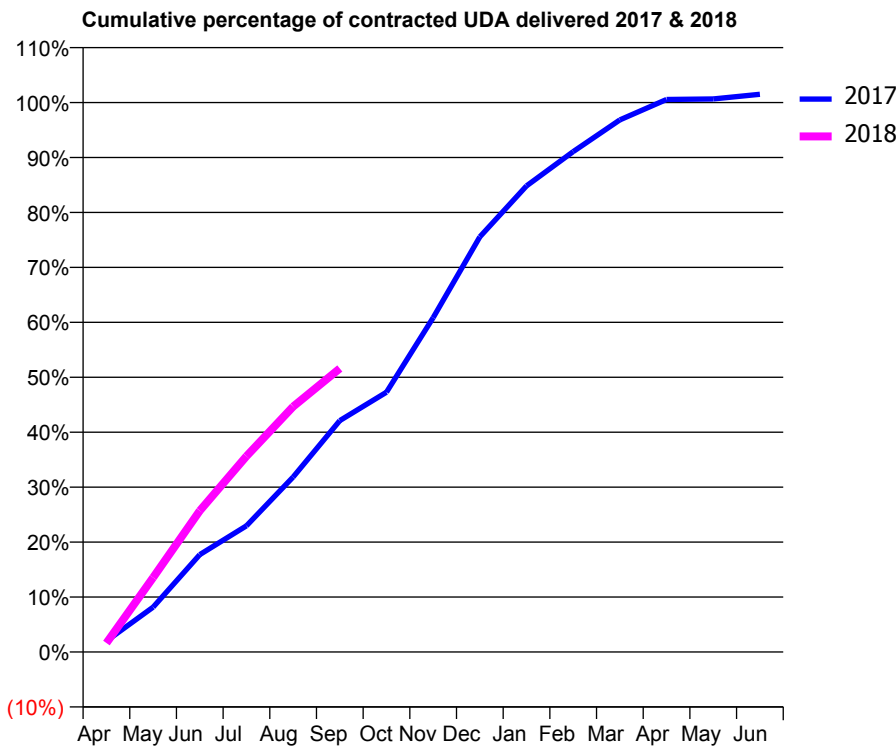
17/18 Contracted general activity (UDA)	3,564
Carry forward general activity (UDA)	-54
17/18 Contracted orthodontic activity (UOA)	0
Carry forward orthodontic activity (UOA)	0
Baseline contract value	£92,141.91

ACCESS*

Patients seen in 24 months	Total	Change since previous quarter
Quarter ending September 2016	1,443	
Quarter ending December 2016	1,548	↑
Quarter ending March 2017	1,499	↓
Quarter ending June 2017	1,453	↓
Quarter ending September 2017	1,428	↓
Variance since September 2016	(1.0%)	↓



ACTIVITY



Month	Adjusted Scheduled Activity (UDA)	
	2017	2018
April	71	58
May	291	483
June	632	916
July	819	1,270
August	1,135	1,591
September	1,501	1,839
October	1,685	
November	2,169	
December	2,692	
January	3,023	
February	3,245	
March	3,451	
April	3,584	
May	3,587	
June	3,617	

QUALITY

	Quantity	Base Number	Contract	AT	Region	England
% of FP17s for the same patient ID Re-attending within 3 months - Children	27	314	8.6%	9.9%	11.6%	11.9%
% of FP17s for the same patient ID Re-attending within 3 months - Adults	43	462	9.3%	14.7%	15.2%	15.9%
% of FP17s for the same patient ID Re-attending between 3 & 9 months - Children	102	314	32.5%	51.5%	59.1%	58.1%
% of FP17s for the same patient ID Re-attending between 3 & 9 months - Adults	184	462	39.8%	47.4%	51.7%	50.6%
% of FP17s for Band 1 Urgent Courses	61	708	8.6%	8.1%	8.0%	9.1%
% of FP17s Relating to Free Repair or Replacements	15	708	2.1%	0.7%	0.8%	0.8%
% of FP17s Relating to Continuations	1	708	0.1%	0.8%	1.0%	1.1%
% of Patients satisfied with the dentistry they have received	0	1	N/A	91.3%	91.5%	91.4%
% of Patients satisfied with the time they had to wait for an appointment	1	1	N/A	90.2%	88.2%	87.7%

* This is based on patients treated on this contract for their most recent course of treatment. Figures in italics indicate the base number of FP17s or Patient Questionnaire responses are less than 100. N/A is shown where the base number of responses is less than 10 during the period. % is calculated as Quantity/Base number*100

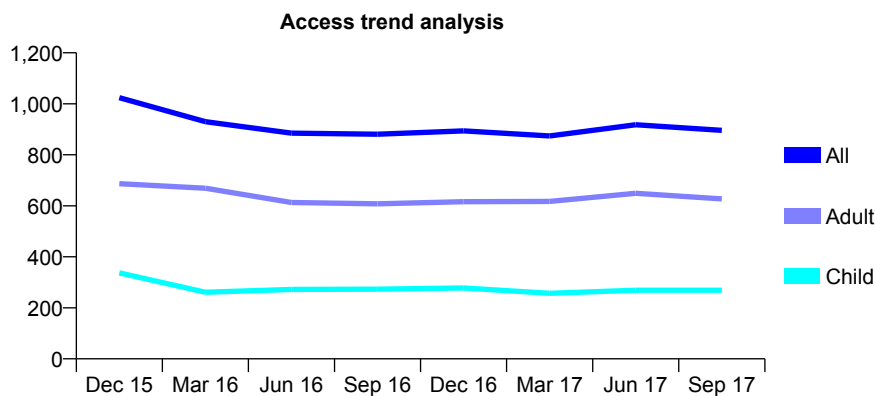
Q54 - Vital Signs At a Glance Contract Report for 769827/0003 - September 2017

Name or company name	MR A HUSSAIN
Contract type name	GDS Contract
Purpose of contract	General
Contract start date	09/11/2012
Contract end date	

17/18 Contracted general activity (UDA)	2,224
Carry forward general activity (UDA)	-22
17/18 Contracted orthodontic activity (UOA)	0
Carry forward orthodontic activity (UOA)	0
Baseline contract value	£57,086.42

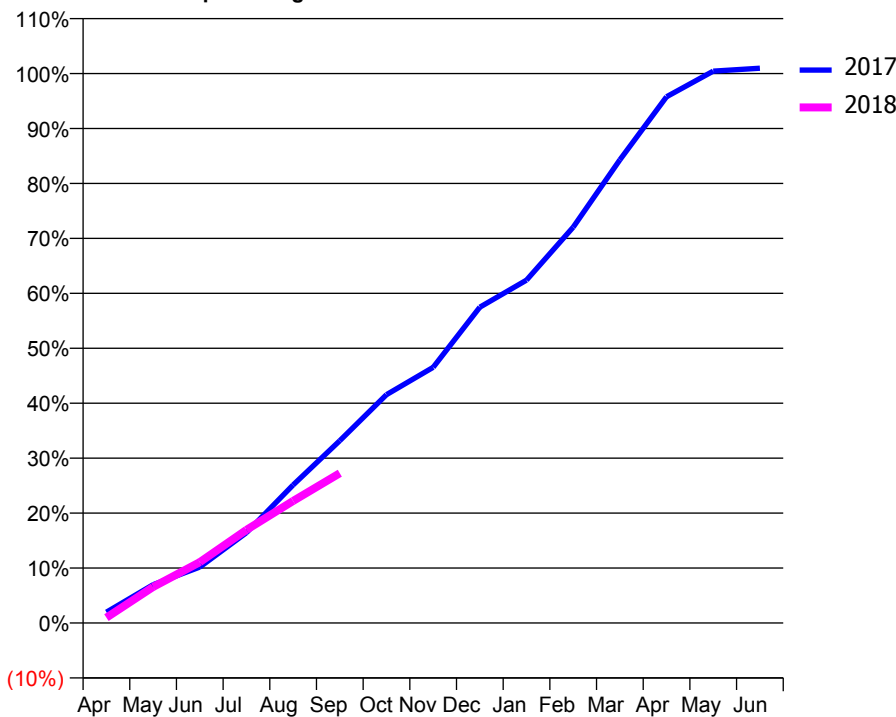
ACCESS*

Patients seen in 24 months	Total	Change since previous quarter
Quarter ending September 2016	881	
Quarter ending December 2016	894	→
Quarter ending March 2017	874	↓
Quarter ending June 2017	918	↑
Quarter ending September 2017	896	↓
Variance since September 2016	1.7%	→



ACTIVITY

Cumulative percentage of contracted UDA delivered 2017 & 2018



Adjusted Scheduled Activity (UDA)		
Month	2017	2018
April	44	22
May	155	146
June	226	247
July	365	377
August	559	494
September	738	607
October	924	
November	1,035	
December	1,278	
January	1,388	
February	1,602	
March	1,875	
April	2,130	
May	2,234	
June	2,246	

QUALITY

	Quantity	Base Number	Contract	AT	Region	England
% of FP17s for the same patient ID Re-attending within 3 months - Children	2	126	1.6%	9.9%	11.6%	11.9%
% of FP17s for the same patient ID Re-attending within 3 months - Adults	20	267	7.5%	14.7%	15.2%	15.9%
% of FP17s for the same patient ID Re-attending between 3 & 9 months - Children	41	126	32.5%	51.5%	59.1%	58.1%
% of FP17s for the same patient ID Re-attending between 3 & 9 months - Adults	68	267	25.5%	47.4%	51.7%	50.6%
% of FP17s for Band 1 Urgent Courses	33	279	11.8%	8.1%	8.0%	9.1%
% of FP17s Relating to Free Repair or Replacements	3	279	1.1%	0.7%	0.8%	0.8%
% of FP17s Relating to Continuations	0	279	0.0%	0.8%	1.0%	1.1%
% of Patients satisfied with the dentistry they have received	0	0	N/A	91.3%	91.5%	91.4%
% of Patients satisfied with the time they had to wait for an appointment	0	0	N/A	90.2%	88.2%	87.7%

* This is based on patients treated on this contract for their most recent course of treatment. Figures in italics indicate the base number of FP17s or Patient Questionnaire responses are less than 100. N/A is shown where the base number of responses is less than 10 during the period. % is calculated as Quantity/Base number*100

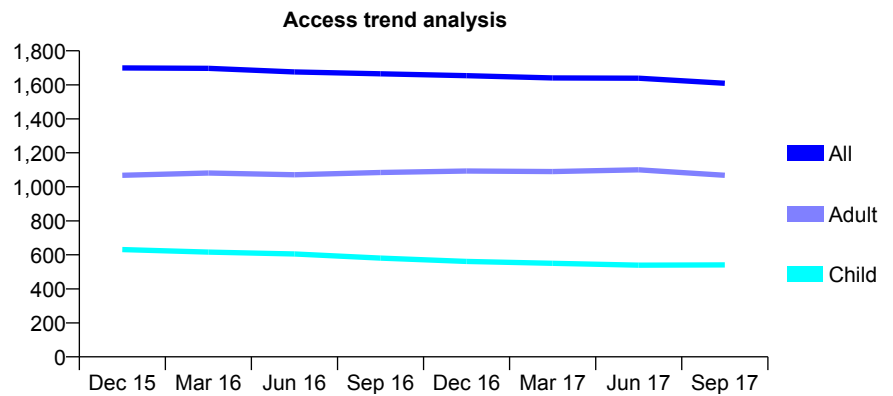
Q54 - Vital Signs At a Glance Contract Report for 769967/0004 - September 2017

Name or company name	MR MA TAI
Contract type name	GDS Contract
Purpose of contract	General
Contract start date	01/04/2012
Contract end date	

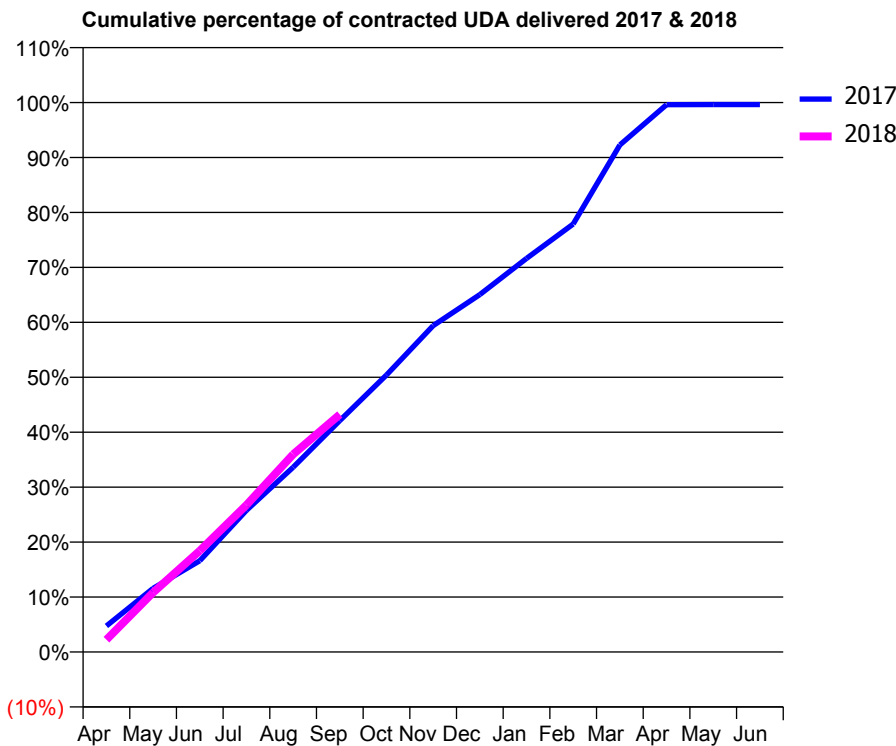
17/18 Contracted general activity (UDA)	4,402
Carry forward general activity (UDA)	0
17/18 Contracted orthodontic activity (UOA)	0
Carry forward orthodontic activity (UOA)	0
Baseline contract value	£116,873.36

ACCESS*

Patients seen in 24 months	Total	Change since previous quarter
Quarter ending September 2016	1,665	
Quarter ending December 2016	1,654	→
Quarter ending March 2017	1,640	→
Quarter ending June 2017	1,639	→
Quarter ending September 2017	1,609	↓
Variance since September 2016	(3.4%)	↓



ACTIVITY



Month	Adjusted Scheduled Activity (UDA)	
	2017	2018
April	209	99
May	510	477
June	732	811
July	1,135	1,178
August	1,480	1,584
September	1,854	1,903
October	2,219	
November	2,614	
December	2,864	
January	3,153	
February	3,429	
March	4,062	
April	4,385	
May	4,386	
June	4,386	

QUALITY

	Quantity	Base Number	Contract	AT	Region	England
% of FP17s for the same patient ID Re-attending within 3 months - Children	12	367	3.3%	9.9%	11.6%	11.9%
% of FP17s for the same patient ID Re-attending within 3 months - Adults	90	692	13.0%	14.7%	15.2%	15.9%
% of FP17s for the same patient ID Re-attending between 3 & 9 months - Children	206	367	56.1%	51.5%	59.1%	58.1%
% of FP17s for the same patient ID Re-attending between 3 & 9 months - Adults	368	692	53.2%	47.4%	51.7%	50.6%
% of FP17s for Band 1 Urgent Courses	51	928	5.5%	8.1%	8.0%	9.1%
% of FP17s Relating to Free Repair or Replacements	16	928	1.7%	0.7%	0.8%	0.8%
% of FP17s Relating to Continuations	26	928	2.8%	0.8%	1.0%	1.1%
% of Patients satisfied with the dentistry they have received	2	2	N/A	91.3%	91.5%	91.4%
% of Patients satisfied with the time they had to wait for an appointment	2	2	N/A	90.2%	88.2%	87.7%

* This is based on patients treated on this contract for their most recent course of treatment. Figures in italics indicate the base number of FP17s or Patient Questionnaire responses are less than 100. N/A is shown where the base number of responses is less than 10 during the period. % is calculated as Quantity/Base number*100

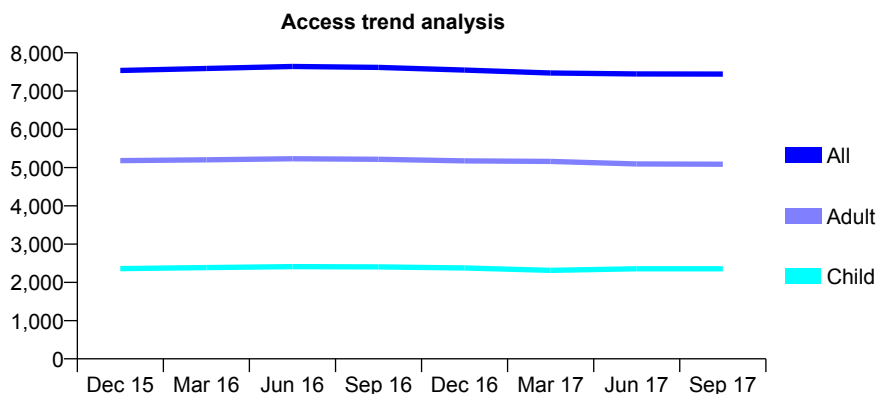
Q54 - Vital Signs At a Glance Contract Report for 770728/0001 - September 2017

Name or company name	MR TS JHEETA
Contract type name	GDS Contract
Purpose of contract	General
Contract start date	01/04/2006
Contract end date	

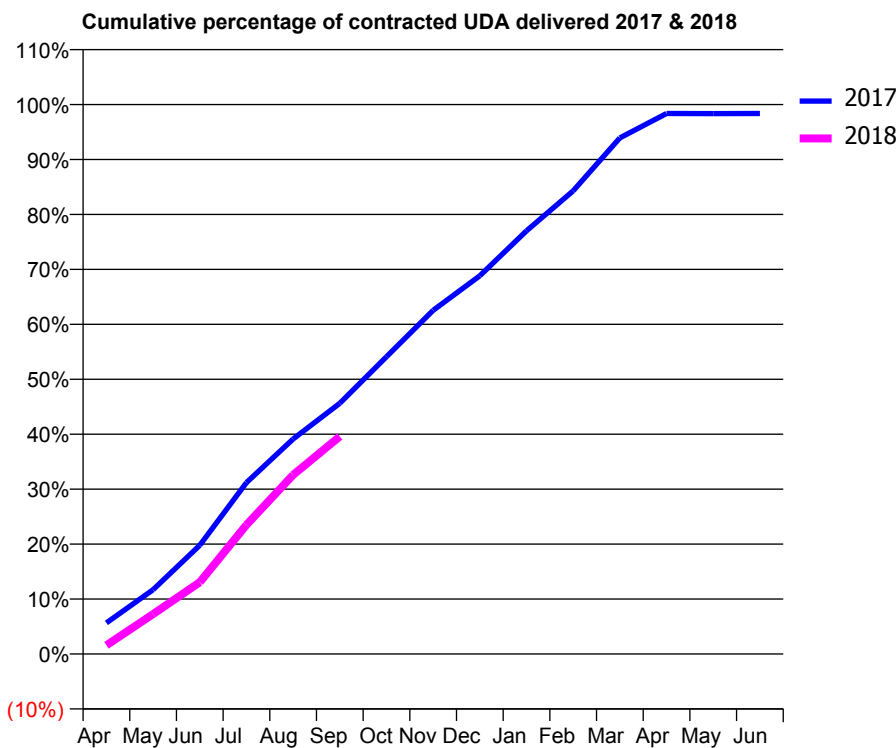
17/18 Contracted general activity (UDA)	20,291
Carry forward general activity (UDA)	332
17/18 Contracted orthodontic activity (UOA)	0
Carry forward orthodontic activity (UOA)	0
Baseline contract value	£571,454.30

ACCESS*

Patients seen in 24 months	Total	Change since previous quarter
Quarter ending September 2016	7,617	
Quarter ending December 2016	7,549	→
Quarter ending March 2017	7,472	↓
Quarter ending June 2017	7,448	→
Quarter ending September 2017	7,445	→
Variance since September 2016	(2.3%)	↓



ACTIVITY



Month	Adjusted Scheduled Activity (UDA)	
	2017	2018
April	1,148	320
May	2,376	1,477
June	4,017	2,653
July	6,331	4,771
August	7,940	6,617
September	9,262	8,032
October	10,977	
November	12,693	
December	13,967	
January	15,625	
February	17,106	
March	19,058	
April	19,959	
May	19,956	
June	19,959	

QUALITY

	Quantity	Base Number	Contract	AT	Region	England
% of FP17s for the same patient ID Re-attending within 3 months - Children	79	1,696	4.7%	9.9%	11.6%	11.9%
% of FP17s for the same patient ID Re-attending within 3 months - Adults	271	3,060	8.9%	14.7%	15.2%	15.9%
% of FP17s for the same patient ID Re-attending between 3 & 9 months - Children	1,073	1,696	63.3%	51.5%	59.1%	58.1%
% of FP17s for the same patient ID Re-attending between 3 & 9 months - Adults	1,804	3,060	59.0%	47.4%	51.7%	50.6%
% of FP17s for Band 1 Urgent Courses	171	4,019	4.3%	8.1%	8.0%	9.1%
% of FP17s Relating to Free Repair or Replacements	22	4,019	0.5%	0.7%	0.8%	0.8%
% of FP17s Relating to Continuations	10	4,019	0.2%	0.8%	1.0%	1.1%
% of Patients satisfied with the dentistry they have received	8	9	N/A	91.3%	91.5%	91.4%
% of Patients satisfied with the time they had to wait for an appointment	9	9	N/A	90.2%	88.2%	87.7%

* This is based on patients treated on this contract for their most recent course of treatment. Figures in italics indicate the base number of FP17s or Patient Questionnaire responses are less than 100. N/A is shown where the base number of responses is less than 10 during the period. % is calculated as Quantity/Base number*100

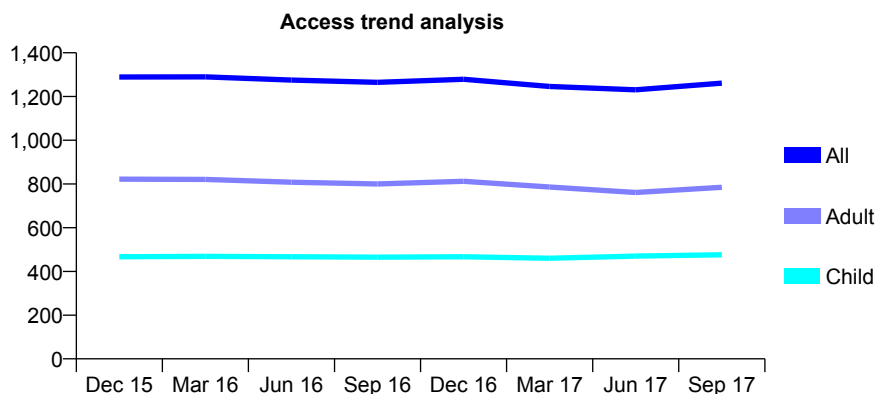
Q54 - Vital Signs At a Glance Contract Report for 776432/0001 - September 2017

Name or company name	MRS AN ARSHAD
Contract type name	GDS Contract
Purpose of contract	General
Contract start date	01/04/2006
Contract end date	

17/18 Contracted general activity (UDA)	3,806
Carry forward general activity (UDA)	-2
17/18 Contracted orthodontic activity (UOA)	0
Carry forward orthodontic activity (UOA)	0
Baseline contract value	£94,665.96

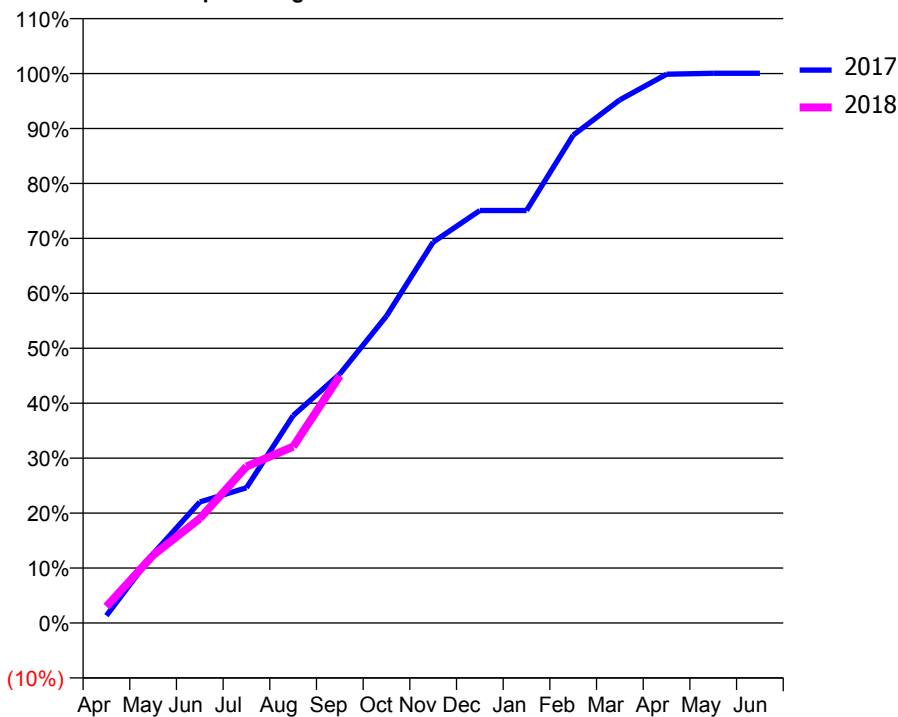
ACCESS*

Patients seen in 24 months	Total	Change since previous quarter
Quarter ending September 2016	1,265	
Quarter ending December 2016	1,279	→
Quarter ending March 2017	1,246	↓
Quarter ending June 2017	1,231	↓
Quarter ending September 2017	1,261	↑
Variance since September 2016	(0.3%)	→



ACTIVITY

Cumulative percentage of contracted UDA delivered 2017 & 2018



Adjusted Scheduled Activity (UDA)

Month	2017	2018
April	51	114
May	479	470
June	838	723
July	937	1,084
August	1,436	1,221
September	1,725	1,712
October	2,127	
November	2,638	
December	2,857	
January	2,857	
February	3,379	
March	3,623	
April	3,801	
May	3,807	
June	3,807	

QUALITY

	Quantity	Base Number	Contract	AT	Region	England
% of FP17s for the same patient ID Re-attending within 3 months - Children	20	336	6.0%	9.9%	11.6%	11.9%
% of FP17s for the same patient ID Re-attending within 3 months - Adults	60	523	11.5%	14.7%	15.2%	15.9%
% of FP17s for the same patient ID Re-attending between 3 & 9 months - Children	192	336	57.1%	51.5%	59.1%	58.1%
% of FP17s for the same patient ID Re-attending between 3 & 9 months - Adults	273	523	52.2%	47.4%	51.7%	50.6%
% of FP17s for Band 1 Urgent Courses	40	779	5.1%	8.1%	8.0%	9.1%
% of FP17s Relating to Free Repair or Replacements	0	779	0.0%	0.7%	0.8%	0.8%
% of FP17s Relating to Continuations	16	779	2.1%	0.8%	1.0%	1.1%
% of Patients satisfied with the dentistry they have received	1	1	N/A	91.3%	91.5%	91.4%
% of Patients satisfied with the time they had to wait for an appointment	1	1	N/A	90.2%	88.2%	87.7%

* This is based on patients treated on this contract for their most recent course of treatment. Figures in italics indicate the base number of FP17s or Patient Questionnaire responses are less than 100. N/A is shown where the base number of responses is less than 10 during the period. % is calculated as Quantity/Base number*100

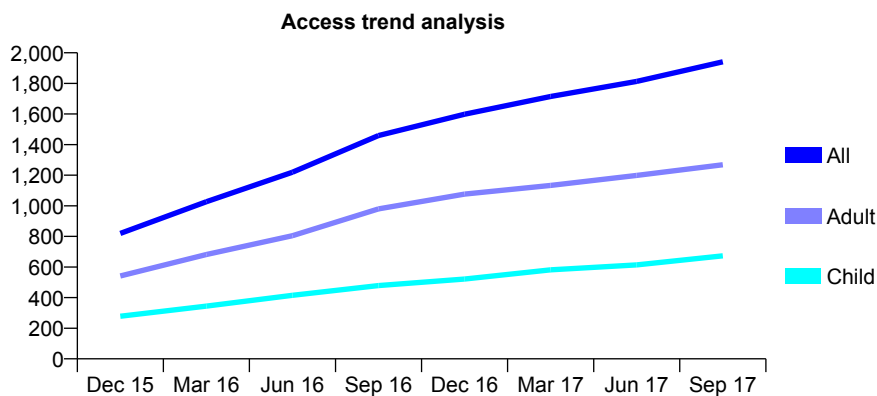
Q54 - Vital Signs At a Glance Contract Report for 786837/0003 - September 2017

Name or company name	MR WS TAM
Contract type name	GDS Contract
Purpose of contract	General
Contract start date	01/10/2014
Contract end date	

17/18 Contracted general activity (UDA)	6,500
Carry forward general activity (UDA)	0
17/18 Contracted orthodontic activity (UOA)	0
Carry forward orthodontic activity (UOA)	0
Baseline contract value	£166,613.24

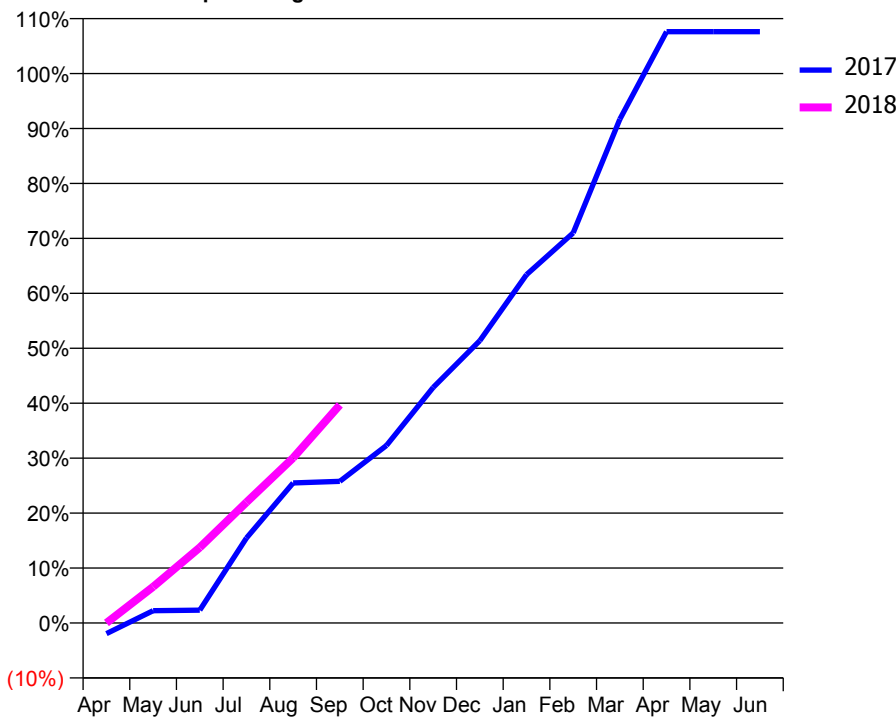
ACCESS*

Patients seen in 24 months	Total	Change since previous quarter
Quarter ending September 2016	1,459	
Quarter ending December 2016	1,599	↑
Quarter ending March 2017	1,715	↑
Quarter ending June 2017	1,813	↑
Quarter ending September 2017	1,941	↑
Variance since September 2016	33.0%	↑



ACTIVITY

Cumulative percentage of contracted UDA delivered 2017 & 2018



Month	Adjusted Scheduled Activity (UDA)	
	2017	2018
April	-127	0
May	147	429
June	153	894
July	1,005	1,428
August	1,656	1,953
September	1,676	2,579
October	2,101	
November	2,786	
December	3,340	
January	4,122	
February	4,615	
March	5,960	
April	6,994	
May	6,994	
June	6,994	

QUALITY

	Quantity	Base Number	Contract	AT	Region	England
% of FP17s for the same patient ID Re-attending within 3 months - Children	27	410	6.6%	9.9%	11.6%	11.9%
% of FP17s for the same patient ID Re-attending within 3 months - Adults	175	797	22.0%	14.7%	15.2%	15.9%
% of FP17s for the same patient ID Re-attending between 3 & 9 months - Children	167	410	40.7%	51.5%	59.1%	58.1%
% of FP17s for the same patient ID Re-attending between 3 & 9 months - Adults	254	797	31.9%	47.4%	51.7%	50.6%
% of FP17s for Band 1 Urgent Courses	139	961	14.5%	8.1%	8.0%	9.1%
% of FP17s Relating to Free Repair or Replacements	47	961	4.9%	0.7%	0.8%	0.8%
% of FP17s Relating to Continuations	11	961	1.1%	0.8%	1.0%	1.1%
% of Patients satisfied with the dentistry they have received	2	2	N/A	91.3%	91.5%	91.4%
% of Patients satisfied with the time they had to wait for an appointment	2	2	N/A	90.2%	88.2%	87.7%

* This is based on patients treated on this contract for their most recent course of treatment. Figures in italics indicate the base number of FP17s or Patient Questionnaire responses are less than 100. N/A is shown where the base number of responses is less than 10 during the period. % is calculated as Quantity/Base number*100

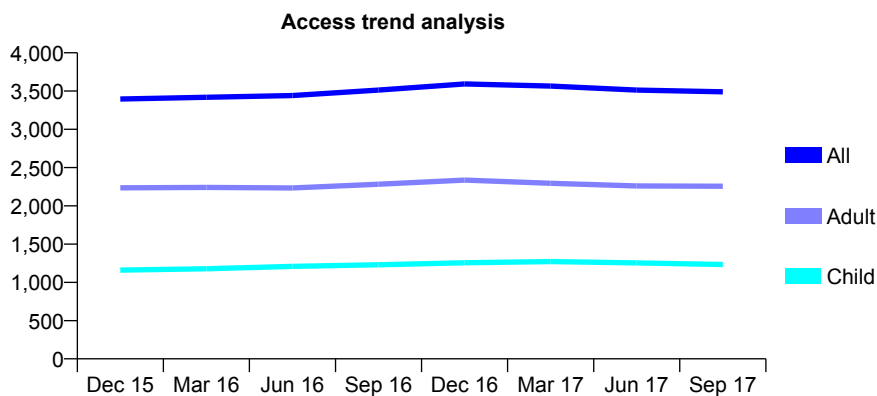
Q54 - Vital Signs At a Glance Contract Report for 804274/0001 - September 2017

Name or company name	MR MC REECE
Contract type name	GDS Contract
Purpose of contract	General
Contract start date	01/04/2006
Contract end date	

17/18 Contracted general activity (UDA)	8,745
Carry forward general activity (UDA)	-175
17/18 Contracted orthodontic activity (UOA)	0
Carry forward orthodontic activity (UOA)	0
Baseline contract value	£190,625.01

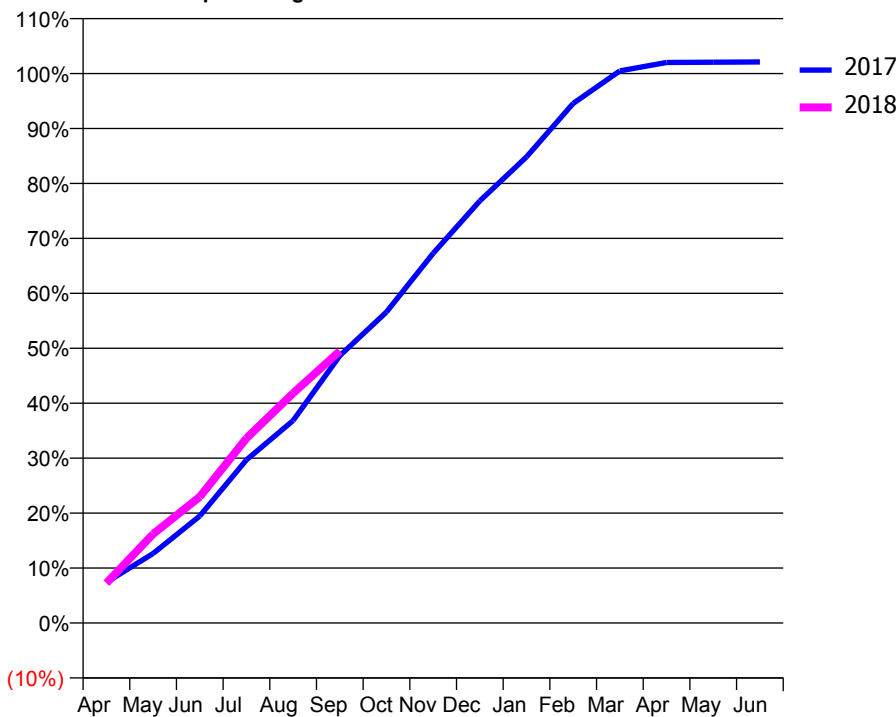
ACCESS*

Patients seen in 24 months	Total	Change since previous quarter
Quarter ending September 2016	3,513	
Quarter ending December 2016	3,593	↑
Quarter ending March 2017	3,566	→
Quarter ending June 2017	3,513	↓
Quarter ending September 2017	3,490	→
Variance since September 2016	(0.7%)	→



ACTIVITY

Cumulative percentage of contracted UDA delivered 2017 & 2018



Adjusted Scheduled Activity (UDA)

Month	2017	2018
April	649	636
May	1,106	1,416
June	1,703	2,008
July	2,595	2,941
August	3,222	3,658
September	4,254	4,329
October	4,949	
November	5,884	
December	6,717	
January	7,418	
February	8,269	
March	8,787	
April	8,920	
May	8,925	
June	8,928	

QUALITY

	Quantity	Base Number	Contract	AT	Region	England
% of FP17s for the same patient ID Re-attending within 3 months - Children	44	988	4.5%	9.9%	11.6%	11.9%
% of FP17s for the same patient ID Re-attending within 3 months - Adults	157	1,572	10.0%	14.7%	15.2%	15.9%
% of FP17s for the same patient ID Re-attending between 3 & 9 months - Children	704	988	71.3%	51.5%	59.1%	58.1%
% of FP17s for the same patient ID Re-attending between 3 & 9 months - Adults	1,054	1,572	67.0%	47.4%	51.7%	50.6%
% of FP17s for Band 1 Urgent Courses	118	2,496	4.7%	8.1%	8.0%	9.1%
% of FP17s Relating to Free Repair or Replacements	6	2,496	0.2%	0.7%	0.8%	0.8%
% of FP17s Relating to Continuations	8	2,496	0.3%	0.8%	1.0%	1.1%
% of Patients satisfied with the dentistry they have received	11	12	91.7%	91.3%	91.5%	91.4%
% of Patients satisfied with the time they had to wait for an appointment	12	12	100.0%	90.2%	88.2%	87.7%

* This is based on patients treated on this contract for their most recent course of treatment. Figures in italics indicate the base number of FP17s or Patient Questionnaire responses are less than 100. N/A is shown where the base number of responses is less than 10 during the period. % is calculated as Quantity/Base number*100

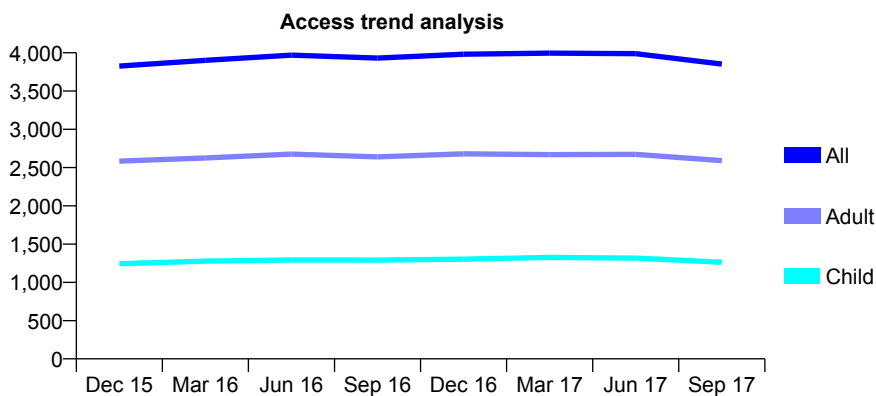
Q54 - Vital Signs At a Glance Contract Report for 804886/0001 - September 2017

Name or company name	Heathfield Dental Surgery
Contract type name	GDS Contract
Purpose of contract	General
Contract start date	01/04/2006
Contract end date	

17/18 Contracted general activity (UDA)	11,696
Carry forward general activity (UDA)	387
17/18 Contracted orthodontic activity (UOA)	0
Carry forward orthodontic activity (UOA)	0
Baseline contract value	£321,526.42

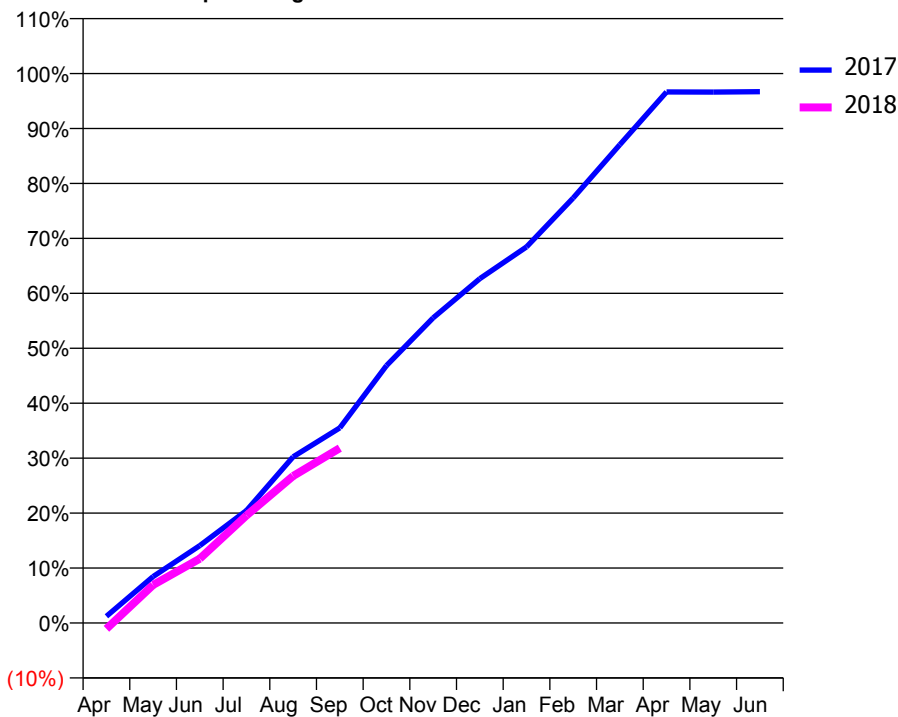
ACCESS*

Patients seen in 24 months	Total	Change since previous quarter
Quarter ending September 2016	3,931	
Quarter ending December 2016	3,982	→
Quarter ending March 2017	3,995	→
Quarter ending June 2017	3,989	→
Quarter ending September 2017	3,853	↓
Variance since September 2016	(2.0%)	↓



ACTIVITY

Cumulative percentage of contracted UDA delivered 2017 & 2018



Adjusted Scheduled Activity (UDA)

Month	2017	2018
April	143	-125
May	990	810
June	1,647	1,371
July	2,394	2,289
August	3,538	3,130
September	4,154	3,723
October	5,481	
November	6,495	
December	7,328	
January	8,005	
February	9,046	
March	10,183	
April	11,302	
May	11,300	
June	11,309	

QUALITY

	Quantity	Base Number	Contract	AT	Region	England
% of FP17s for the same patient ID Re-attending within 3 months - Children	25	584	4.3%	9.9%	11.6%	11.9%
% of FP17s for the same patient ID Re-attending within 3 months - Adults	218	1,277	17.1%	14.7%	15.2%	15.9%
% of FP17s for the same patient ID Re-attending between 3 & 9 months - Children	200	584	34.2%	51.5%	59.1%	58.1%
% of FP17s for the same patient ID Re-attending between 3 & 9 months - Adults	411	1,277	32.2%	47.4%	51.7%	50.6%
% of FP17s for Band 1 Urgent Courses	121	1,314	9.2%	8.1%	8.0%	9.1%
% of FP17s Relating to Free Repair or Replacements	10	1,314	0.8%	0.7%	0.8%	0.8%
% of FP17s Relating to Continuations	22	1,314	1.7%	0.8%	1.0%	1.1%
% of Patients satisfied with the dentistry they have received	3	3	N/A	91.3%	91.5%	91.4%
% of Patients satisfied with the time they had to wait for an appointment	3	3	N/A	90.2%	88.2%	87.7%

* This is based on patients treated on this contract for their most recent course of treatment. Figures in italics indicate the base number of FP17s or Patient Questionnaire responses are less than 100. N/A is shown where the base number of responses is less than 10 during the period. % is calculated as Quantity/Base number*100

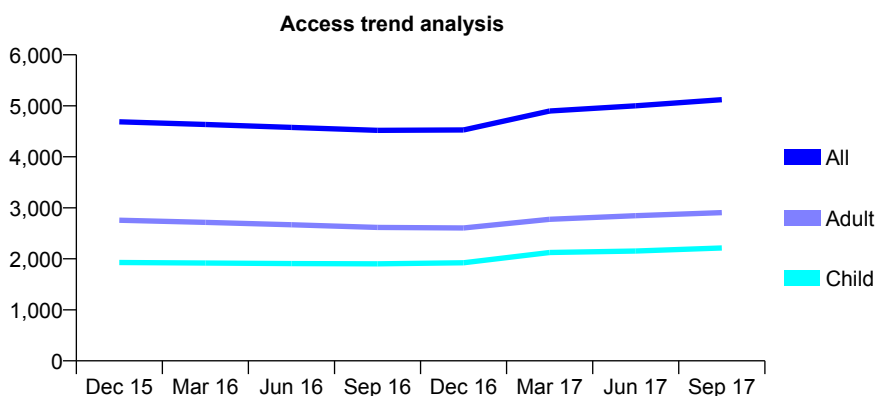
Q54 - Vital Signs At a Glance Contract Report for 804886/0002 - September 2017

Name or company name	Neachells Dental Clinic
Contract type name	GDS Contract
Purpose of contract	General
Contract start date	01/04/2006
Contract end date	

17/18 Contracted general activity (UDA)	18,497
Carry forward general activity (UDA)	84
17/18 Contracted orthodontic activity (UOA)	0
Carry forward orthodontic activity (UOA)	0
Baseline contract value	£477,858.19

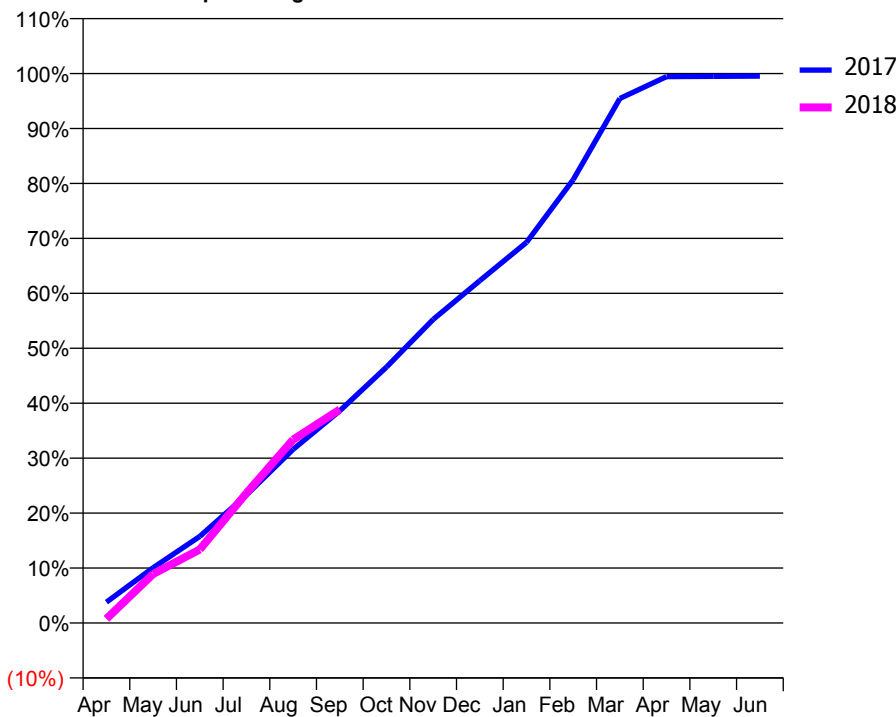
ACCESS*

Patients seen in 24 months	Total	Change since previous quarter
Quarter ending September 2016	4,519	
Quarter ending December 2016	4,526	→
Quarter ending March 2017	4,899	↑
Quarter ending June 2017	5,001	↑
Quarter ending September 2017	5,119	↑
Variance since September 2016	13.3%	↑



ACTIVITY

Cumulative percentage of contracted UDA delivered 2017 & 2018



Month	Adjusted Scheduled Activity (UDA)	
	2017	2018
April	703	141
May	1,859	1,651
June	2,914	2,476
July	4,311	4,374
August	5,848	6,173
September	7,145	7,191
October	8,618	
November	10,220	
December	11,523	
January	12,812	
February	14,920	
March	17,657	
April	18,392	
May	18,400	
June	18,412	

QUALITY

	Quantity	Base Number	Contract	AT	Region	England
% of FP17s for the same patient ID Re-attending within 3 months - Children	72	1,243	5.8%	9.9%	11.6%	11.9%
% of FP17s for the same patient ID Re-attending within 3 months - Adults	215	1,599	13.4%	14.7%	15.2%	15.9%
% of FP17s for the same patient ID Re-attending between 3 & 9 months - Children	615	1,243	49.5%	51.5%	59.1%	58.1%
% of FP17s for the same patient ID Re-attending between 3 & 9 months - Adults	667	1,599	41.7%	47.4%	51.7%	50.6%
% of FP17s for Band 1 Urgent Courses	280	2,600	10.8%	8.1%	8.0%	9.1%
% of FP17s Relating to Free Repair or Replacements	4	2,600	0.2%	0.7%	0.8%	0.8%
% of FP17s Relating to Continuations	25	2,600	1.0%	0.8%	1.0%	1.1%
% of Patients satisfied with the dentistry they have received	2	3	N/A	91.3%	91.5%	91.4%
% of Patients satisfied with the time they had to wait for an appointment	3	3	N/A	90.2%	88.2%	87.7%

* This is based on patients treated on this contract for their most recent course of treatment. Figures in italics indicate the base number of FP17s or Patient Questionnaire responses are less than 100. N/A is shown where the base number of responses is less than 10 during the period. % is calculated as Quantity/Base number*100

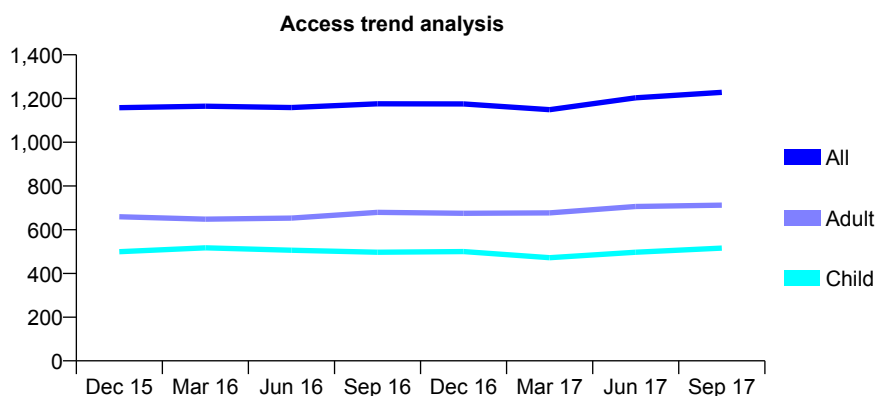
Q54 - Vital Signs At a Glance Contract Report for 812714/0001 - September 2017

Name or company name	MR A KOTADIA
Contract type name	GDS Contract
Purpose of contract	General
Contract start date	01/04/2006
Contract end date	

17/18 Contracted general activity (UDA)	2,151
Carry forward general activity (UDA)	-24
17/18 Contracted orthodontic activity (UOA)	0
Carry forward orthodontic activity (UOA)	0
Baseline contract value	£60,761.77

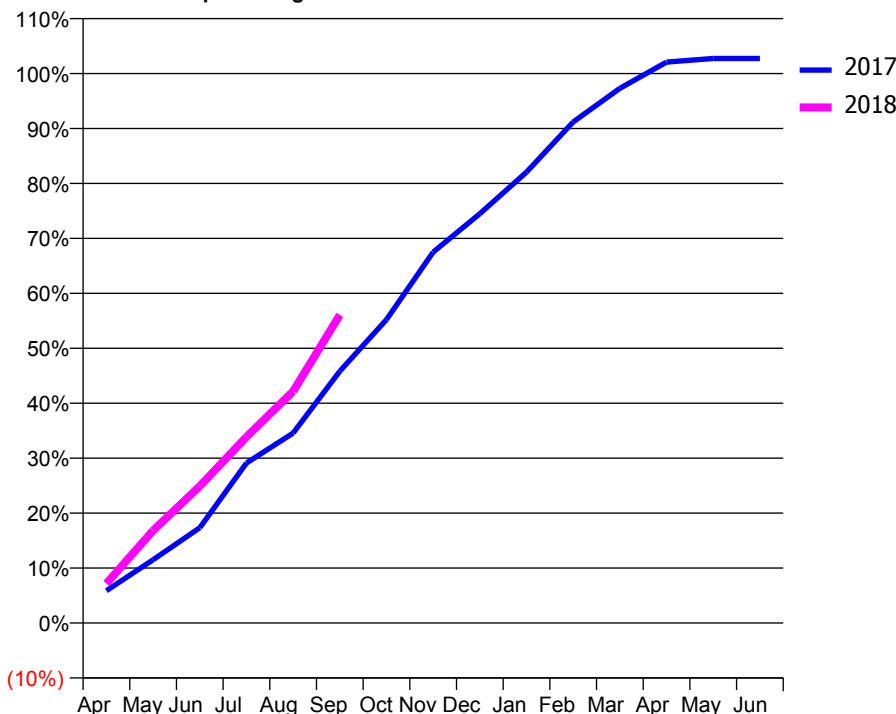
ACCESS*

Patients seen in 24 months	Total	Change since previous quarter
Quarter ending September 2016	1,176	
Quarter ending December 2016	1,175	→
Quarter ending March 2017	1,149	↓
Quarter ending June 2017	1,203	↑
Quarter ending September 2017	1,228	↑
Variance since September 2016	4.4%	↑



ACTIVITY

Cumulative percentage of contracted UDA delivered 2017 & 2018



Adjusted Scheduled Activity (UDA)

Month	2017	2018
April	126	155
May	248	362
June	373	536
July	626	728
August	744	907
September	986	1,206
October	1,188	
November	1,452	
December	1,602	
January	1,765	
February	1,961	
March	2,093	
April	2,196	
May	2,210	
June	2,210	

QUALITY

	Quantity	Base Number	Contract	AT	Region	England
% of FP17s for the same patient ID Re-attending within 3 months - Children	8	360	2.2%	9.9%	11.6%	11.9%
% of FP17s for the same patient ID Re-attending within 3 months - Adults	20	392	5.1%	14.7%	15.2%	15.9%
% of FP17s for the same patient ID Re-attending between 3 & 9 months - Children	123	360	34.2%	51.5%	59.1%	58.1%
% of FP17s for the same patient ID Re-attending between 3 & 9 months - Adults	145	392	37.0%	47.4%	51.7%	50.6%
% of FP17s for Band 1 Urgent Courses	14	670	2.1%	8.1%	8.0%	9.1%
% of FP17s Relating to Free Repair or Replacements	0	670	0.0%	0.7%	0.8%	0.8%
% of FP17s Relating to Continuations	0	670	0.0%	0.8%	1.0%	1.1%
% of Patients satisfied with the dentistry they have received	0	0	N/A	91.3%	91.5%	91.4%
% of Patients satisfied with the time they had to wait for an appointment	0	0	N/A	90.2%	88.2%	87.7%

* This is based on patients treated on this contract for their most recent course of treatment. Figures in italics indicate the base number of FP17s or Patient Questionnaire responses are less than 100. N/A is shown where the base number of responses is less than 10 during the period. % is calculated as Quantity/Base number*100

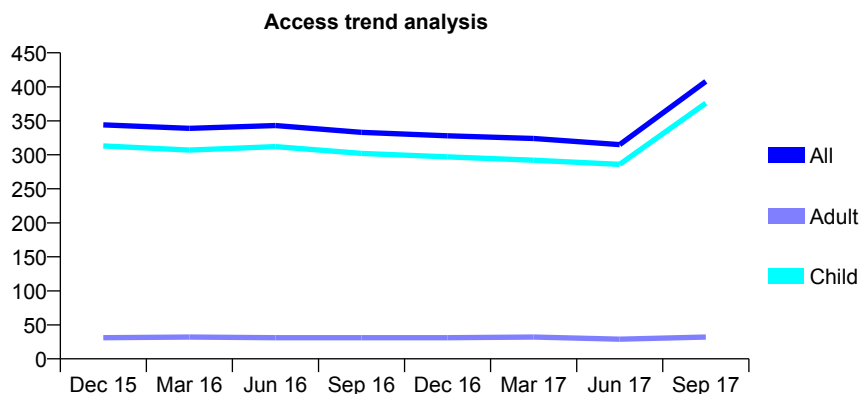
Q54 - Vital Signs At a Glance Contract Report for 813567/0001 - September 2017

Name or company name	MR MP SKALKA
Contract type name	GDS Contract
Purpose of contract	General
Contract start date	01/04/2006
Contract end date	

17/18 Contracted general activity (UDA)	665
Carry forward general activity (UDA)	-14
17/18 Contracted orthodontic activity (UOA)	0
Carry forward orthodontic activity (UOA)	0
Baseline contract value	£18,655.17

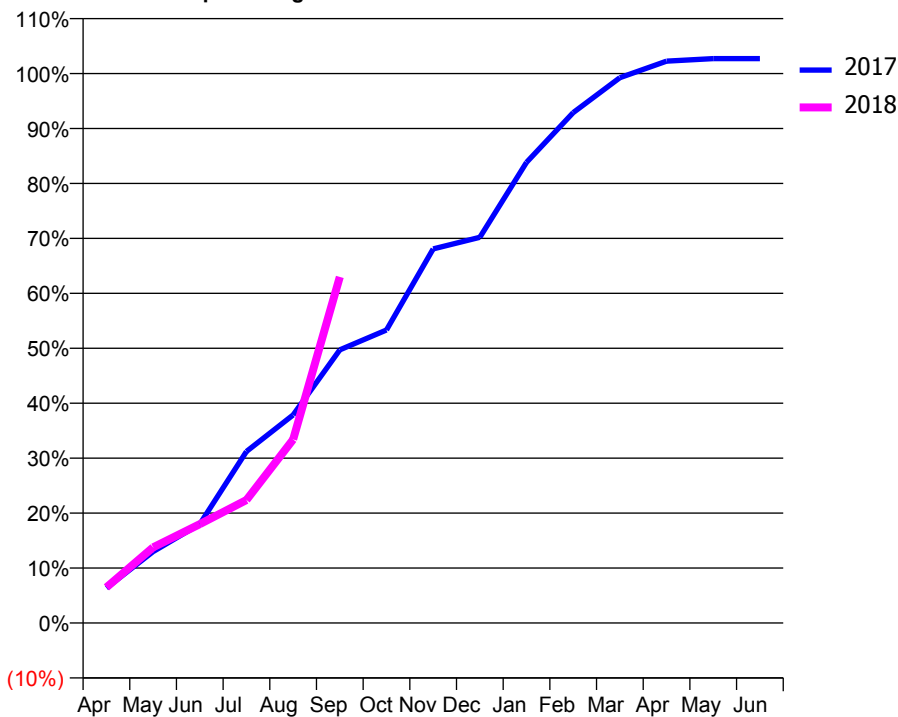
ACCESS*

Patients seen in 24 months	Total	Change since previous quarter
Quarter ending September 2016	333	
Quarter ending December 2016	328	↓
Quarter ending March 2017	324	↓
Quarter ending June 2017	315	↓
Quarter ending September 2017	408	↑
Variance since September 2016	22.5%	↑



ACTIVITY

Cumulative percentage of contracted UDA delivered 2017 & 2018



Month	Adjusted Scheduled Activity (UDA)	
	2017	2018
April	42	43
May	86	92
June	120	120
July	208	149
August	252	222
September	331	419
October	355	
November	453	
December	467	
January	557	
February	618	
March	660	
April	680	
May	683	
June	683	

QUALITY

	Quantity	Base Number	Contract	AT	Region	England
% of FP17s for the same patient ID Re-attending within 3 months - Children	13	290	4.5%	9.9%	11.6%	11.9%
% of FP17s for the same patient ID Re-attending within 3 months - Adults	0	0	N/A	14.7%	15.2%	15.9%
% of FP17s for the same patient ID Re-attending between 3 & 9 months - Children	137	290	47.2%	51.5%	59.1%	58.1%
% of FP17s for the same patient ID Re-attending between 3 & 9 months - Adults	0	0	N/A	47.4%	51.7%	50.6%
% of FP17s for Band 1 Urgent Courses	9	273	3.3%	8.1%	8.0%	9.1%
% of FP17s Relating to Free Repair or Replacements	0	273	0.0%	0.7%	0.8%	0.8%
% of FP17s Relating to Continuations	0	273	0.0%	0.8%	1.0%	1.1%
% of Patients satisfied with the dentistry they have received	1	1	N/A	91.3%	91.5%	91.4%
% of Patients satisfied with the time they had to wait for an appointment	1	1	N/A	90.2%	88.2%	87.7%

* This is based on patients treated on this contract for their most recent course of treatment. Figures in italics indicate the base number of FP17s or Patient Questionnaire responses are less than 100. N/A is shown where the base number of responses is less than 10 during the period. % is calculated as Quantity/Base number*100

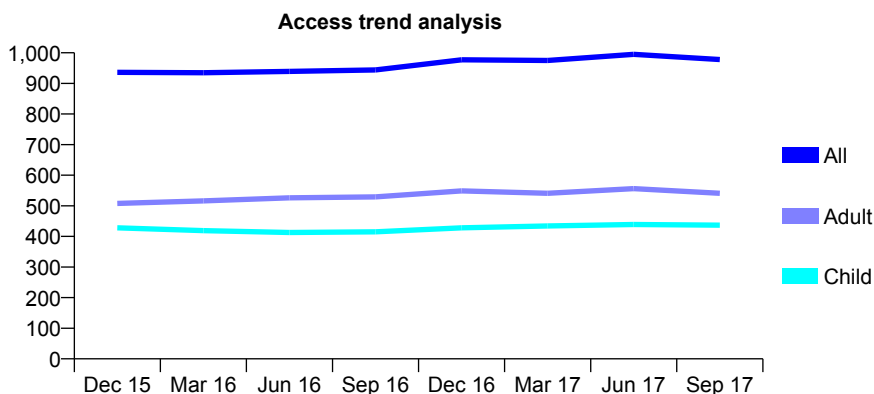
Q54 - Vital Signs At a Glance Contract Report for 813575/0001 - September 2017

Name or company name	MR AJ LUCKHURST
Contract type name	GDS Contract
Purpose of contract	General
Contract start date	01/04/2006
Contract end date	

17/18 Contracted general activity (UDA)	2,298
Carry forward general activity (UDA)	-46
17/18 Contracted orthodontic activity (UOA)	0
Carry forward orthodontic activity (UOA)	0
Baseline contract value	£54,368.18

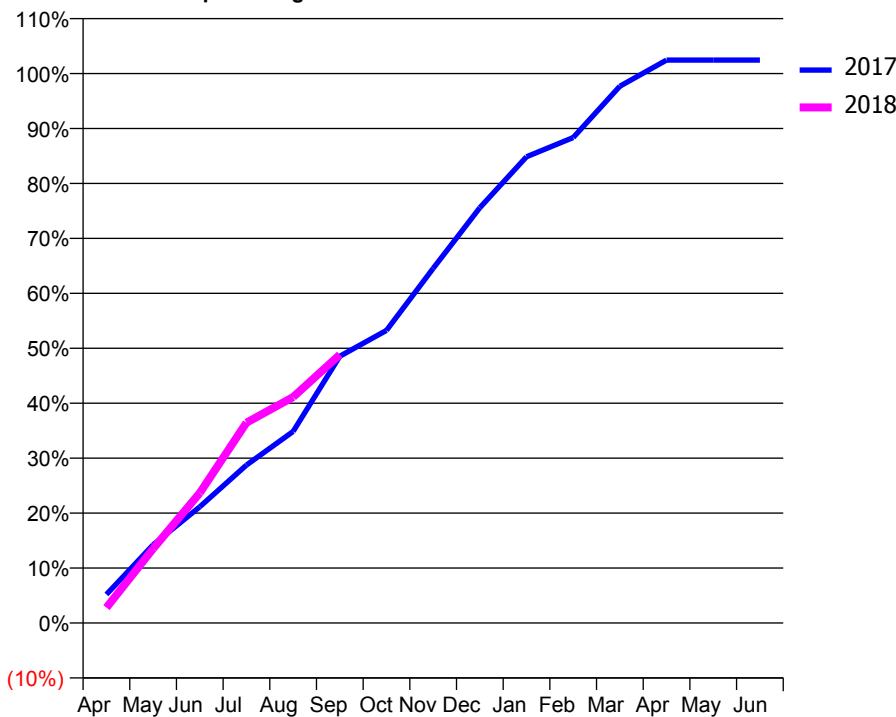
ACCESS*

Patients seen in 24 months	Total	Change since previous quarter
Quarter ending September 2016	944	
Quarter ending December 2016	977	↑
Quarter ending March 2017	975	→
Quarter ending June 2017	995	↑
Quarter ending September 2017	978	↓
Variance since September 2016	3.6%	↑



ACTIVITY

Cumulative percentage of contracted UDA delivered 2017 & 2018



Adjusted Scheduled Activity (UDA)		
Month	2017	2018
April	120	64
May	327	311
June	486	544
July	661	838
August	801	945
September	1,116	1,122
October	1,224	
November	1,483	
December	1,737	
January	1,950	
February	2,030	
March	2,245	
April	2,354	
May	2,354	
June	2,354	

QUALITY

	Quantity	Base Number	Contract	AT	Region	England
% of FP17s for the same patient ID Re-attending within 3 months - Children	27	355	7.6%	9.9%	11.6%	11.9%
% of FP17s for the same patient ID Re-attending within 3 months - Adults	36	337	10.7%	14.7%	15.2%	15.9%
% of FP17s for the same patient ID Re-attending between 3 & 9 months - Children	209	355	58.9%	51.5%	59.1%	58.1%
% of FP17s for the same patient ID Re-attending between 3 & 9 months - Adults	191	337	56.7%	47.4%	51.7%	50.6%
% of FP17s for Band 1 Urgent Courses	26	627	4.1%	8.1%	8.0%	9.1%
% of FP17s Relating to Free Repair or Replacements	4	627	0.6%	0.7%	0.8%	0.8%
% of FP17s Relating to Continuations	9	627	1.4%	0.8%	1.0%	1.1%
% of Patients satisfied with the dentistry they have received	1	1	N/A	91.3%	91.5%	91.4%
% of Patients satisfied with the time they had to wait for an appointment	1	1	N/A	90.2%	88.2%	87.7%

* This is based on patients treated on this contract for their most recent course of treatment. Figures in italics indicate the base number of FP17s or Patient Questionnaire responses are less than 100. N/A is shown where the base number of responses is less than 10 during the period. % is calculated as Quantity/Base number*100

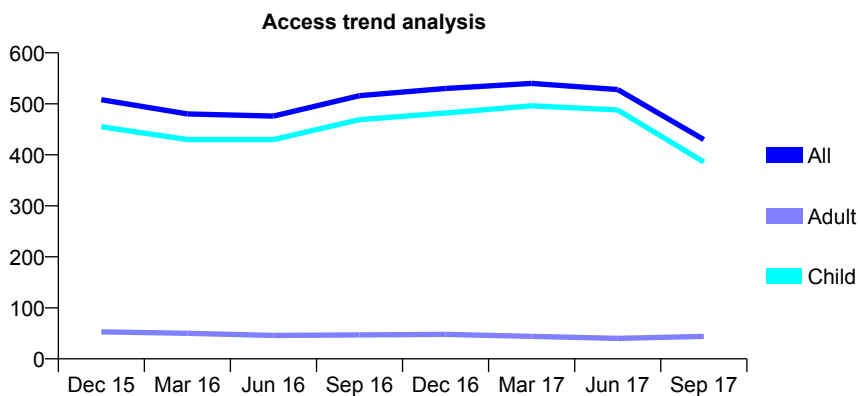
Q54 - Vital Signs At a Glance Contract Report for 815365/0001 - September 2017

Name or company name	MR JW NEWLAND
Contract type name	GDS Contract
Purpose of contract	General
Contract start date	01/04/2006
Contract end date	

17/18 Contracted general activity (UDA)	1,200
Carry forward general activity (UDA)	0
17/18 Contracted orthodontic activity (UOA)	0
Carry forward orthodontic activity (UOA)	0
Baseline contract value	£29,319.13

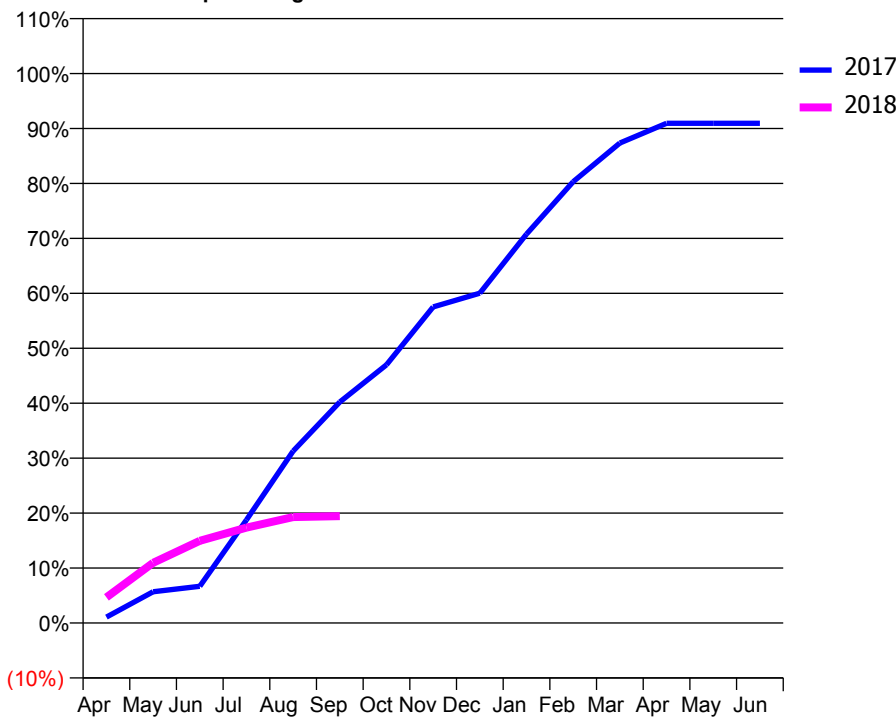
ACCESS*

Patients seen in 24 months	Total	Change since previous quarter
Quarter ending September 2016	516	
Quarter ending December 2016	530	↑
Quarter ending March 2017	540	→
Quarter ending June 2017	528	↓
Quarter ending September 2017	430	↓
Variance since September 2016	(16.7%)	↓



ACTIVITY

Cumulative percentage of contracted UDA delivered 2017 & 2018



Month	Adjusted Scheduled Activity (UDA)	
	2017	2018
April	13	56
May	68	131
June	80	179
July	225	208
August	376	231
September	483	233
October	564	
November	690	
December	720	
January	849	
February	964	
March	1,048	
April	1,091	
May	1,091	
June	1,091	

QUALITY

	Quantity	Base Number	Contract	AT	Region	England
% of FP17s for the same patient ID Re-attending within 3 months - Children	14	184	7.6%	9.9%	11.6%	11.9%
% of FP17s for the same patient ID Re-attending within 3 months - Adults	0	0	N/A	14.7%	15.2%	15.9%
% of FP17s for the same patient ID Re-attending between 3 & 9 months - Children	106	184	57.6%	51.5%	59.1%	58.1%
% of FP17s for the same patient ID Re-attending between 3 & 9 months - Adults	0	0	N/A	47.4%	51.7%	50.6%
% of FP17s for Band 1 Urgent Courses	2	158	1.3%	8.1%	8.0%	9.1%
% of FP17s Relating to Free Repair or Replacements	0	158	0.0%	0.7%	0.8%	0.8%
% of FP17s Relating to Continuations	0	158	0.0%	0.8%	1.0%	1.1%
% of Patients satisfied with the dentistry they have received	1	1	N/A	91.3%	91.5%	91.4%
% of Patients satisfied with the time they had to wait for an appointment	1	1	N/A	90.2%	88.2%	87.7%

* This is based on patients treated on this contract for their most recent course of treatment. Figures in italics indicate the base number of FP17s or Patient Questionnaire responses are less than 100. N/A is shown where the base number of responses is less than 10 during the period. % is calculated as Quantity/Base number*100

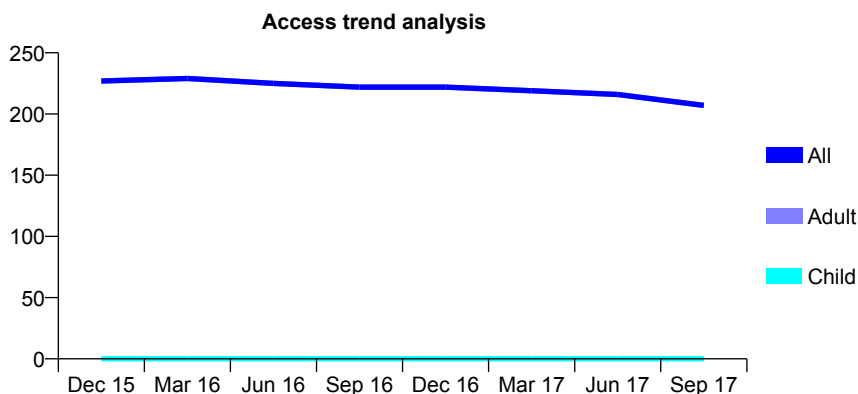
Q54 - Vital Signs At a Glance Contract Report for 820822/0002 - September 2017

Name or company name	MR GJ ALLEN
Contract type name	GDS Contract
Purpose of contract	General
Contract start date	01/04/2006
Contract end date	

17/18 Contracted general activity (UDA)	700
Carry forward general activity (UDA)	-10
17/18 Contracted orthodontic activity (UOA)	0
Carry forward orthodontic activity (UOA)	0
Baseline contract value	£18,415.75

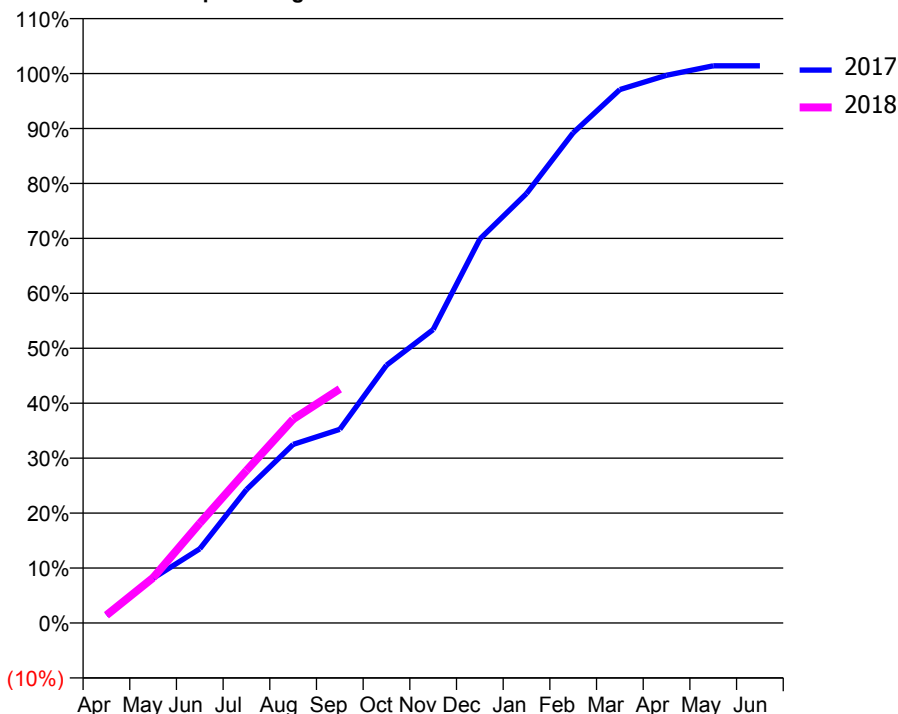
ACCESS*

Patients seen in 24 months	Total	Change since previous quarter
Quarter ending September 2016	222	
Quarter ending December 2016	222	→
Quarter ending March 2017	219	↓
Quarter ending June 2017	216	↓
Quarter ending September 2017	207	↓
Variance since September 2016	(6.8%)	↓



ACTIVITY

Cumulative percentage of contracted UDA delivered 2017 & 2018



Month	Adjusted Scheduled Activity (UDA)	
	2017	2018
April	10	10
May	57	58
June	95	127
July	170	194
August	228	260
September	247	298
October	328	
November	374	
December	489	
January	547	
February	625	
March	680	
April	698	
May	710	
June	710	

QUALITY

	Quantity	Base Number	Contract	AT	Region	England
% of FP17s for the same patient ID Re-attending within 3 months - Children	0	0	N/A	9.9%	11.6%	11.9%
% of FP17s for the same patient ID Re-attending within 3 months - Adults	21	149	14.1%	14.7%	15.2%	15.9%
% of FP17s for the same patient ID Re-attending between 3 & 9 months - Children	0	0	N/A	51.5%	59.1%	58.1%
% of FP17s for the same patient ID Re-attending between 3 & 9 months - Adults	92	149	61.7%	47.4%	51.7%	50.6%
% of FP17s for Band 1 Urgent Courses	11	138	8.0%	8.1%	8.0%	9.1%
% of FP17s Relating to Free Repair or Replacements	5	138	3.6%	0.7%	0.8%	0.8%
% of FP17s Relating to Continuations	2	138	1.4%	0.8%	1.0%	1.1%
% of Patients satisfied with the dentistry they have received	0	0	N/A	91.3%	91.5%	91.4%
% of Patients satisfied with the time they had to wait for an appointment	0	0	N/A	90.2%	88.2%	87.7%

* This is based on patients treated on this contract for their most recent course of treatment. Figures in italics indicate the base number of FP17s or Patient Questionnaire responses are less than 100. N/A is shown where the base number of responses is less than 10 during the period. % is calculated as Quantity/Base number*100

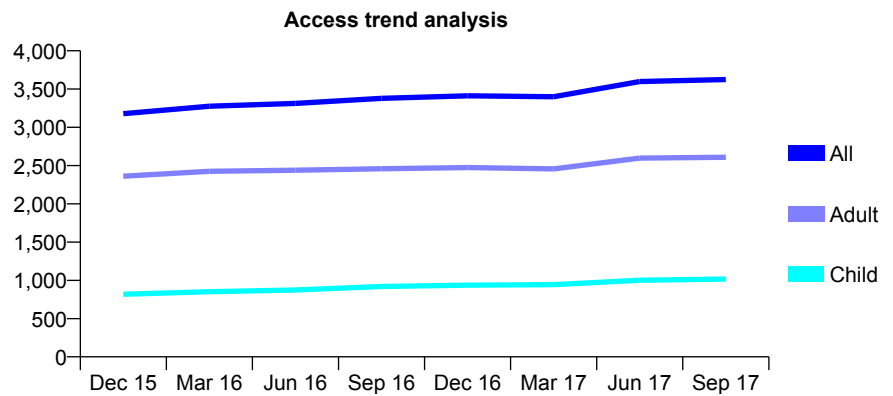
Q54 - Vital Signs At a Glance Contract Report for 822205/0001 - September 2017

Name or company name	MR V PRASAD
Contract type name	Pilot Contract
Purpose of contract	General
Contract start date	01/04/2006
Contract end date	

17/18 Contracted general activity (UDA)	12,097
Carry forward general activity (UDA)	0
17/18 Contracted orthodontic activity (UOA)	0
Carry forward orthodontic activity (UOA)	0
Baseline contract value	£333,681.45

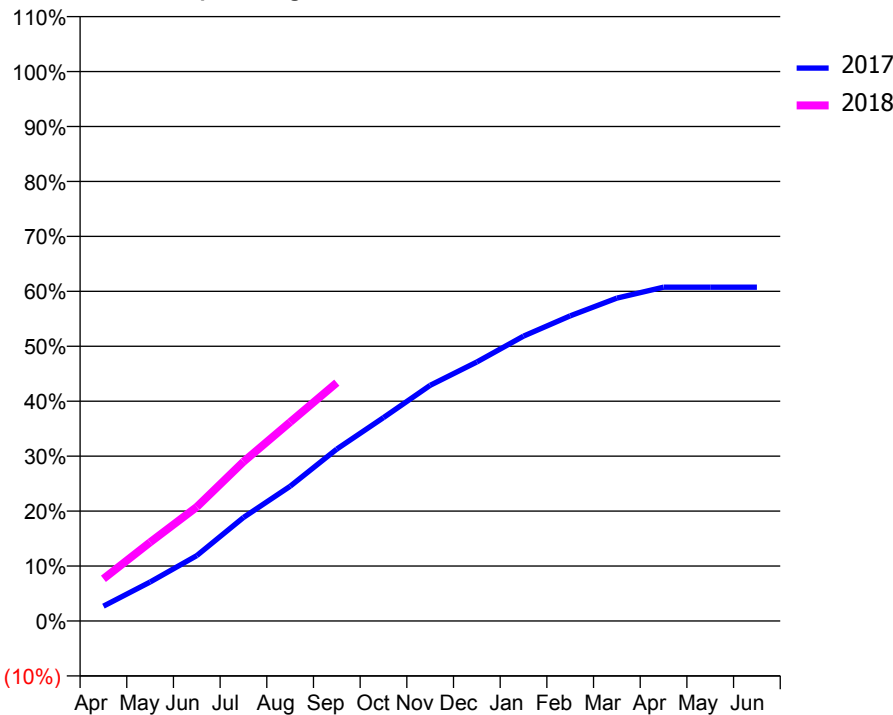
ACCESS*

Patients seen in 24 months	Total	Change since previous quarter
Quarter ending September 2016	3,379	
Quarter ending December 2016	3,411	→
Quarter ending March 2017	3,400	→
Quarter ending June 2017	3,599	↑
Quarter ending September 2017	3,625	→
Variance since September 2016	7.3%	↑



ACTIVITY

Cumulative percentage of contracted UDA delivered 2017 & 2018



Month	Adjusted Scheduled Activity (UDA)	
	2017	2018
April	328	929
May	859	1,732
June	1,439	2,512
July	2,279	3,507
August	2,968	4,378
September	3,785	5,248
October	4,478	
November	5,190	
December	5,702	
January	6,271	
February	6,719	
March	7,109	
April	7,348	
May	7,350	
June	7,350	

QUALITY

	Quantity	Base Number	Contract	AT	Region	England
% of FP17s for the same patient ID Re-attending within 3 months - Children	58	661	8.8%	9.9%	11.6%	11.9%
% of FP17s for the same patient ID Re-attending within 3 months - Adults	297	1,662	17.9%	14.7%	15.2%	15.9%
% of FP17s for the same patient ID Re-attending between 3 & 9 months - Children	255	661	38.6%	51.5%	59.1%	58.1%
% of FP17s for the same patient ID Re-attending between 3 & 9 months - Adults	520	1,662	31.3%	47.4%	51.7%	50.6%
% of FP17s for Band 1 Urgent Courses	134	2,181	6.1%	8.1%	8.0%	9.1%
% of FP17s Relating to Free Repair or Replacements	10	2,181	0.5%	0.7%	0.8%	0.8%
% of FP17s Relating to Continuations	105	2,181	4.8%	0.8%	1.0%	1.1%
% of Patients satisfied with the dentistry they have received	8	9	N/A	91.3%	91.5%	91.4%
% of Patients satisfied with the time they had to wait for an appointment	9	9	N/A	90.2%	88.2%	87.7%

* This is based on patients treated on this contract for their most recent course of treatment. Figures in italics indicate the base number of FP17s or Patient Questionnaire responses are less than 100. N/A is shown where the base number of responses is less than 10 during the period. % is calculated as Quantity/Base number*100

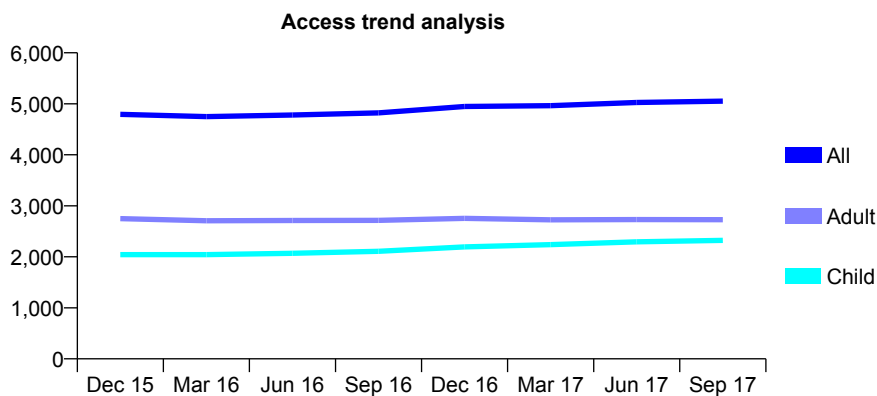
Q54 - Vital Signs At a Glance Contract Report for 824399/0002 - September 2017

Name or company name	MR J SINGH
Contract type name	GDS Contract
Purpose of contract	General
Contract start date	01/04/2006
Contract end date	

17/18 Contracted general activity (UDA)	15,789
Carry forward general activity (UDA)	-295
17/18 Contracted orthodontic activity (UOA)	0
Carry forward orthodontic activity (UOA)	0
Baseline contract value	£402,533.99

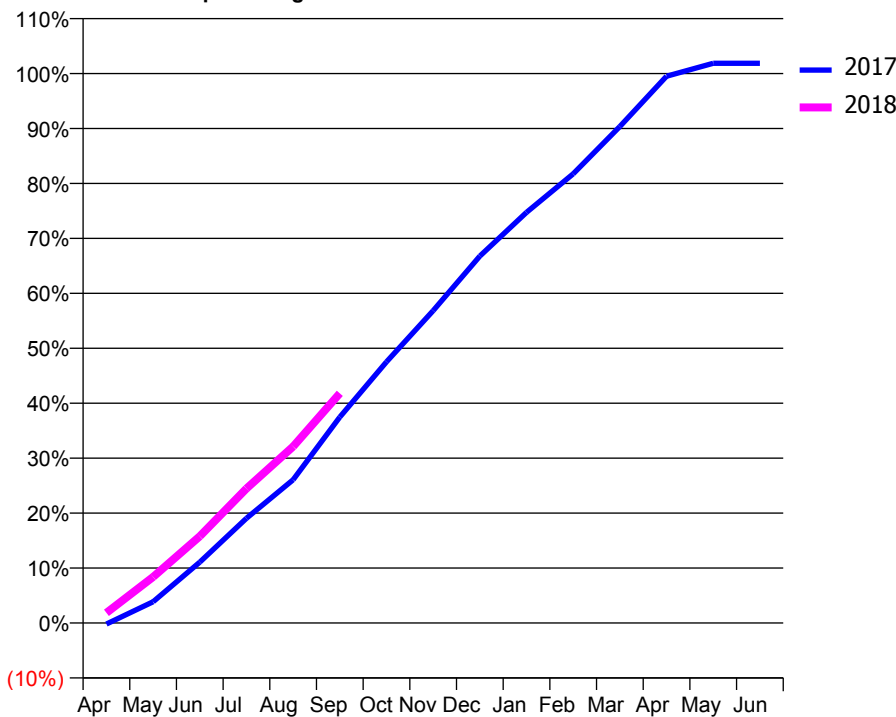
ACCESS*

Patients seen in 24 months	Total	Change since previous quarter
Quarter ending September 2016	4,822	
Quarter ending December 2016	4,948	↑
Quarter ending March 2017	4,963	→
Quarter ending June 2017	5,025	→
Quarter ending September 2017	5,053	→
Variance since September 2016	4.8%	↑



ACTIVITY

Cumulative percentage of contracted UDA delivered 2017 & 2018



Month	Adjusted Scheduled Activity (UDA)	
	2017	2018
April	-32	295
May	613	1,324
June	1,748	2,492
July	3,011	3,862
August	4,118	5,071
September	5,918	6,601
October	7,505	
November	8,976	
December	10,543	
January	11,799	
February	12,906	
March	14,265	
April	15,713	
May	16,083	
June	16,083	

QUALITY

	Quantity	Base Number	Contract	AT	Region	England
% of FP17s for the same patient ID Re-attending within 3 months - Children	61	1,470	4.1%	9.9%	11.6%	11.9%
% of FP17s for the same patient ID Re-attending within 3 months - Adults	197	1,452	13.6%	14.7%	15.2%	15.9%
% of FP17s for the same patient ID Re-attending between 3 & 9 months - Children	762	1,470	51.8%	51.5%	59.1%	58.1%
% of FP17s for the same patient ID Re-attending between 3 & 9 months - Adults	599	1,452	41.3%	47.4%	51.7%	50.6%
% of FP17s for Band 1 Urgent Courses	94	2,246	4.2%	8.1%	8.0%	9.1%
% of FP17s Relating to Free Repair or Replacements	1	2,246	0.0%	0.7%	0.8%	0.8%
% of FP17s Relating to Continuations	19	2,246	0.8%	0.8%	1.0%	1.1%
% of Patients satisfied with the dentistry they have received	2	2	N/A	91.3%	91.5%	91.4%
% of Patients satisfied with the time they had to wait for an appointment	1	2	N/A	90.2%	88.2%	87.7%

* This is based on patients treated on this contract for their most recent course of treatment. Figures in italics indicate the base number of FP17s or Patient Questionnaire responses are less than 100. N/A is shown where the base number of responses is less than 10 during the period. % is calculated as Quantity/Base number*100

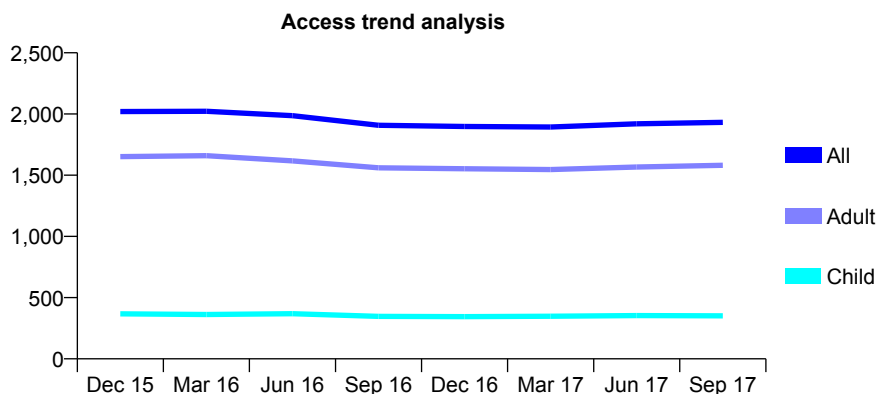
Q54 - Vital Signs At a Glance Contract Report for 825743/0001 - September 2017

Name or company name	MRS A SHARMA
Contract type name	GDS Contract
Purpose of contract	General
Contract start date	01/04/2006
Contract end date	

17/18 Contracted general activity (UDA)	6,723
Carry forward general activity (UDA)	-117
17/18 Contracted orthodontic activity (UOA)	0
Carry forward orthodontic activity (UOA)	0
Baseline contract value	£163,698.14

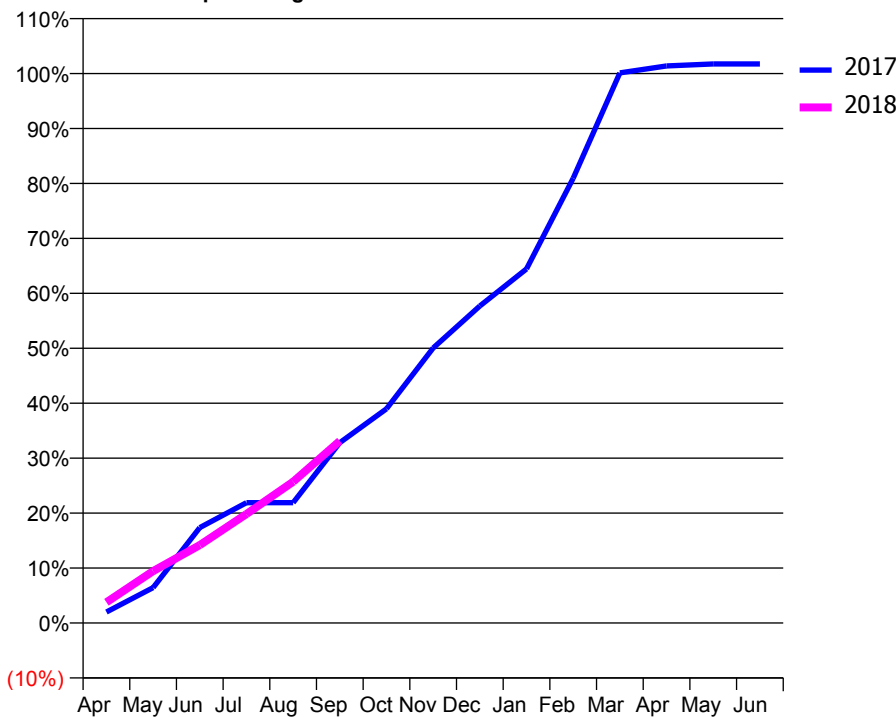
ACCESS*

Patients seen in 24 months	Total	Change since previous quarter
Quarter ending September 2016	1,908	
Quarter ending December 2016	1,898	→
Quarter ending March 2017	1,894	→
Quarter ending June 2017	1,920	→
Quarter ending September 2017	1,932	→
Variance since September 2016	1.3%	→



ACTIVITY

Cumulative percentage of contracted UDA delivered 2017 & 2018



Adjusted Scheduled Activity (UDA)

Month	2017	2018
April	134	253
May	433	636
June	1,168	954
July	1,472	1,334
August	1,472	1,729
September	2,207	2,227
October	2,621	
November	3,365	
December	3,879	
January	4,332	
February	5,442	
March	6,730	
April	6,815	
May	6,839	
June	6,839	

QUALITY

	Quantity	Base Number	Contract	AT	Region	England
% of FP17s for the same patient ID Re-attending within 3 months - Children	13	259	5.0%	9.9%	11.6%	11.9%
% of FP17s for the same patient ID Re-attending within 3 months - Adults	72	1,011	7.1%	14.7%	15.2%	15.9%
% of FP17s for the same patient ID Re-attending between 3 & 9 months - Children	185	259	71.4%	51.5%	59.1%	58.1%
% of FP17s for the same patient ID Re-attending between 3 & 9 months - Adults	651	1,011	64.4%	47.4%	51.7%	50.6%
% of FP17s for Band 1 Urgent Courses	6	763	0.8%	8.1%	8.0%	9.1%
% of FP17s Relating to Free Repair or Replacements	1	763	0.1%	0.7%	0.8%	0.8%
% of FP17s Relating to Continuations	1	763	0.1%	0.8%	1.0%	1.1%
% of Patients satisfied with the dentistry they have received	2	2	N/A	91.3%	91.5%	91.4%
% of Patients satisfied with the time they had to wait for an appointment	1	2	N/A	90.2%	88.2%	87.7%

* This is based on patients treated on this contract for their most recent course of treatment. Figures in italics indicate the base number of FP17s or Patient Questionnaire responses are less than 100. N/A is shown where the base number of responses is less than 10 during the period. % is calculated as Quantity/Base number*100

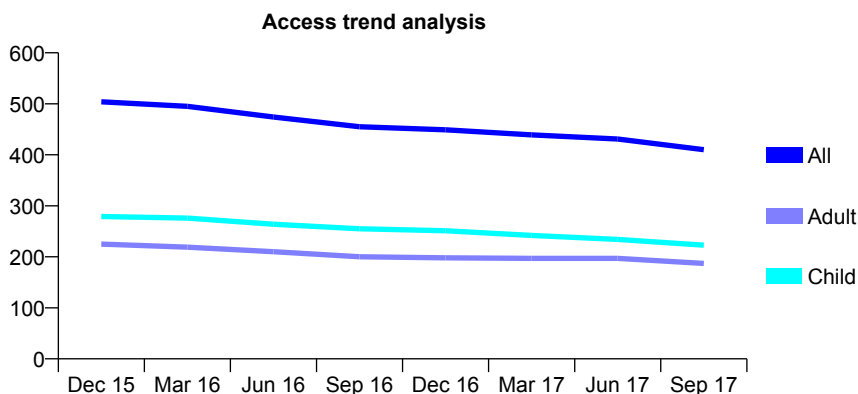
Q54 - Vital Signs At a Glance Contract Report for 826774/0001 - September 2017

Name or company name	MR PJ READY
Contract type name	GDS Contract
Purpose of contract	General
Contract start date	01/04/2006
Contract end date	

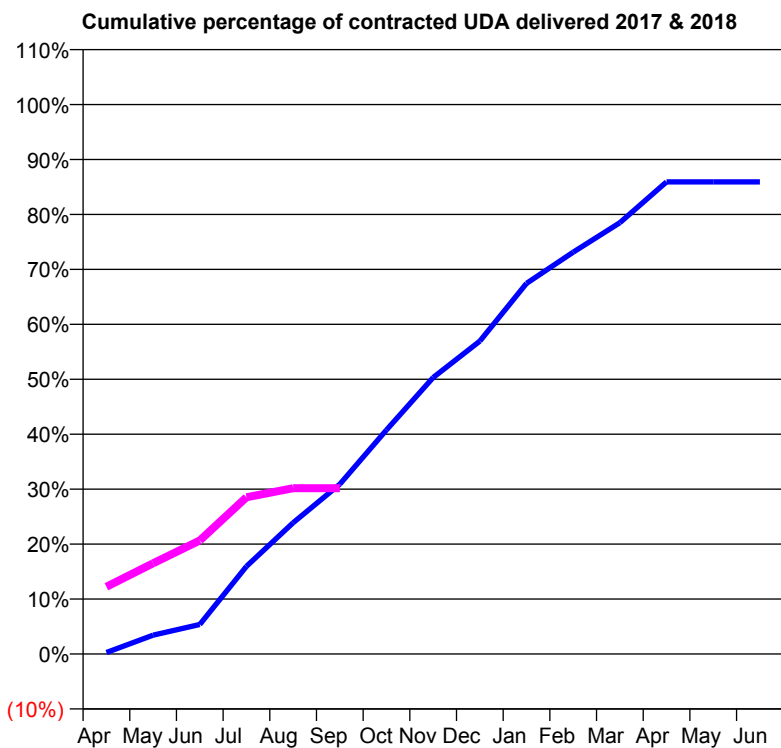
17/18 Contracted general activity (UDA)	2,236
Carry forward general activity (UDA)	0
17/18 Contracted orthodontic activity (UOA)	0
Carry forward orthodontic activity (UOA)	0
Baseline contract value	£53,081.39

ACCESS*

Patients seen in 24 months	Total	Change since previous quarter
Quarter ending September 2016	455	
Quarter ending December 2016	449	↓
Quarter ending March 2017	439	↓
Quarter ending June 2017	431	↓
Quarter ending September 2017	410	↓
Variance since September 2016	(9.9%)	↓



ACTIVITY



Month	Adjusted Scheduled Activity (UDA)	
	2017	2018
April	6	274
May	77	369
June	120	462
July	357	638
August	534	675
September	691	675
October	912	
November	1,125	
December	1,273	
January	1,508	
February	1,635	
March	1,755	
April	1,921	
May	1,921	
June	1,921	

QUALITY

	Quantity	Base Number	Contract	AT	Region	England
% of FP17s for the same patient ID Re-attending within 3 months - Children	13	161	8.1%	9.9%	11.6%	11.9%
% of FP17s for the same patient ID Re-attending within 3 months - Adults	12	81	14.8%	14.7%	15.2%	15.9%
% of FP17s for the same patient ID Re-attending between 3 & 9 months - Children	120	161	74.5%	51.5%	59.1%	58.1%
% of FP17s for the same patient ID Re-attending between 3 & 9 months - Adults	42	81	51.9%	47.4%	51.7%	50.6%
% of FP17s for Band 1 Urgent Courses	0	209	0.0%	8.1%	8.0%	9.1%
% of FP17s Relating to Free Repair or Replacements	0	209	0.0%	0.7%	0.8%	0.8%
% of FP17s Relating to Continuations	0	209	0.0%	0.8%	1.0%	1.1%
% of Patients satisfied with the dentistry they have received	0	0	N/A	91.3%	91.5%	91.4%
% of Patients satisfied with the time they had to wait for an appointment	0	0	N/A	90.2%	88.2%	87.7%

* This is based on patients treated on this contract for their most recent course of treatment. Figures in italics indicate the base number of FP17s or Patient Questionnaire responses are less than 100. N/A is shown where the base number of responses is less than 10 during the period. % is calculated as Quantity/Base number*100

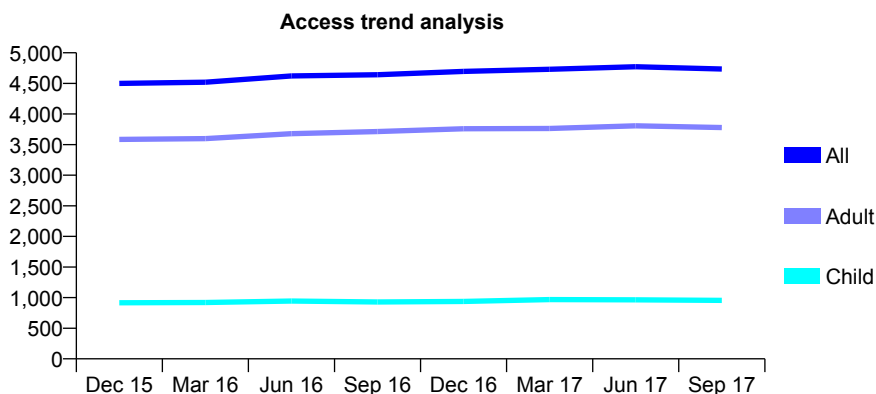
Q54 - Vital Signs At a Glance Contract Report for 827223/0001 - September 2017

Name or company name	MR DC O'SULLIVAN
Contract type name	GDS Contract
Purpose of contract	General
Contract start date	01/04/2006
Contract end date	

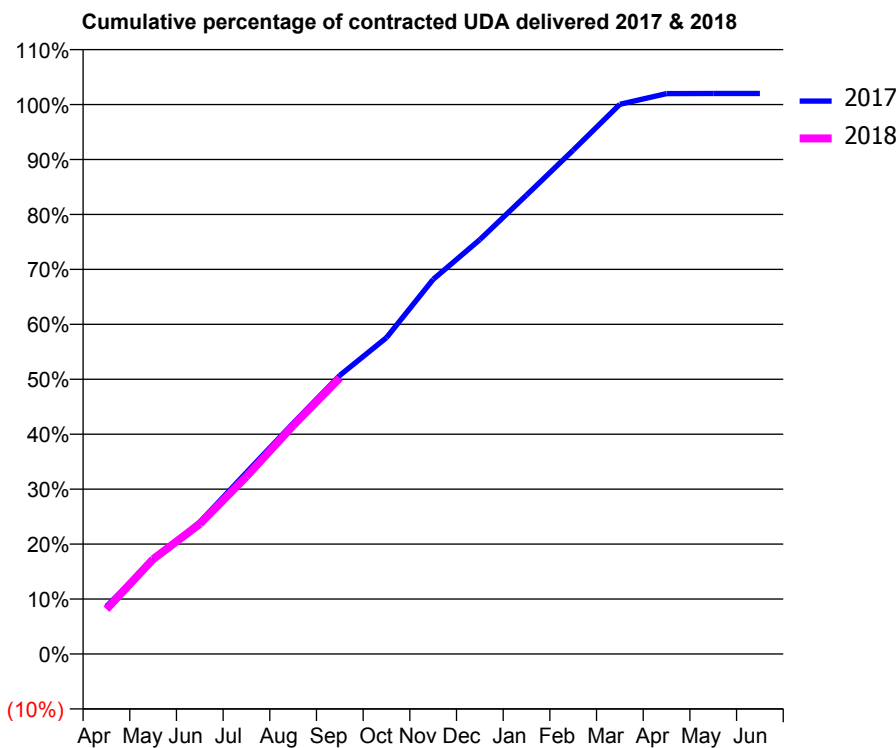
17/18 Contracted general activity (UDA)	10,941
Carry forward general activity (UDA)	-219
17/18 Contracted orthodontic activity (UOA)	0
Carry forward orthodontic activity (UOA)	0
Baseline contract value	£217,441.02

ACCESS*

Patients seen in 24 months	Total	Change since previous quarter
Quarter ending September 2016	4,642	
Quarter ending December 2016	4,696	→
Quarter ending March 2017	4,732	→
Quarter ending June 2017	4,772	→
Quarter ending September 2017	4,735	→
Variance since September 2016	2.0%	↑



ACTIVITY



Month	Adjusted Scheduled Activity (UDA)	
	2017	2018
April	949	893
May	1,867	1,888
June	2,627	2,591
July	3,614	3,535
August	4,594	4,548
September	5,549	5,498
October	6,298	
November	7,459	
December	8,250	
January	9,138	
February	10,032	
March	10,946	
April	11,159	
May	11,160	
June	11,160	

QUALITY

	Quantity	Base Number	Contract	AT	Region	England
% of FP17s for the same patient ID Re-attending within 3 months - Children	15	626	2.4%	9.9%	11.6%	11.9%
% of FP17s for the same patient ID Re-attending within 3 months - Adults	219	2,019	10.8%	14.7%	15.2%	15.9%
% of FP17s for the same patient ID Re-attending between 3 & 9 months - Children	403	626	64.4%	51.5%	59.1%	58.1%
% of FP17s for the same patient ID Re-attending between 3 & 9 months - Adults	476	2,019	23.6%	47.4%	51.7%	50.6%
% of FP17s for Band 1 Urgent Courses	227	2,506	9.1%	8.1%	8.0%	9.1%
% of FP17s Relating to Free Repair or Replacements	17	2,506	0.7%	0.7%	0.8%	0.8%
% of FP17s Relating to Continuations	24	2,506	1.0%	0.8%	1.0%	1.1%
% of Patients satisfied with the dentistry they have received	3	3	N/A	91.3%	91.5%	91.4%
% of Patients satisfied with the time they had to wait for an appointment	3	3	N/A	90.2%	88.2%	87.7%

* This is based on patients treated on this contract for their most recent course of treatment. Figures in italics indicate the base number of FP17s or Patient Questionnaire responses are less than 100. N/A is shown where the base number of responses is less than 10 during the period. % is calculated as Quantity/Base number*100

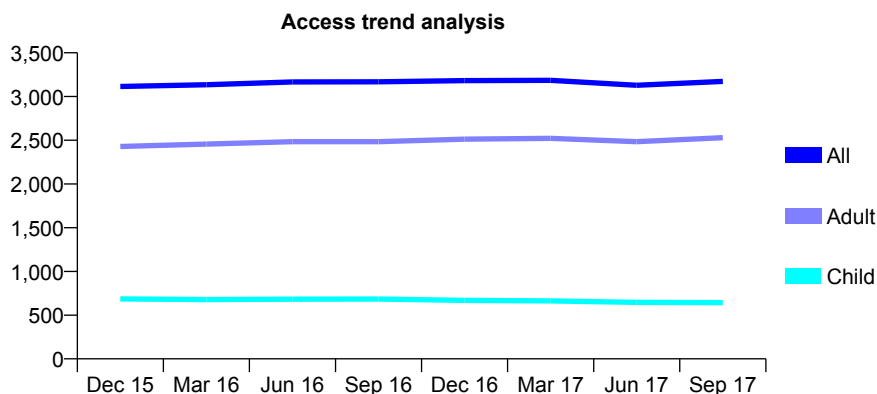
Q54 - Vital Signs At a Glance Contract Report for 833584/0001 - September 2017

Name or company name	MR A KAPNISIS
Contract type name	GDS Contract
Purpose of contract	General
Contract start date	01/04/2006
Contract end date	

17/18 Contracted general activity (UDA)	8,492
Carry forward general activity (UDA)	0
17/18 Contracted orthodontic activity (UOA)	0
Carry forward orthodontic activity (UOA)	0
Baseline contract value	£276,090.23

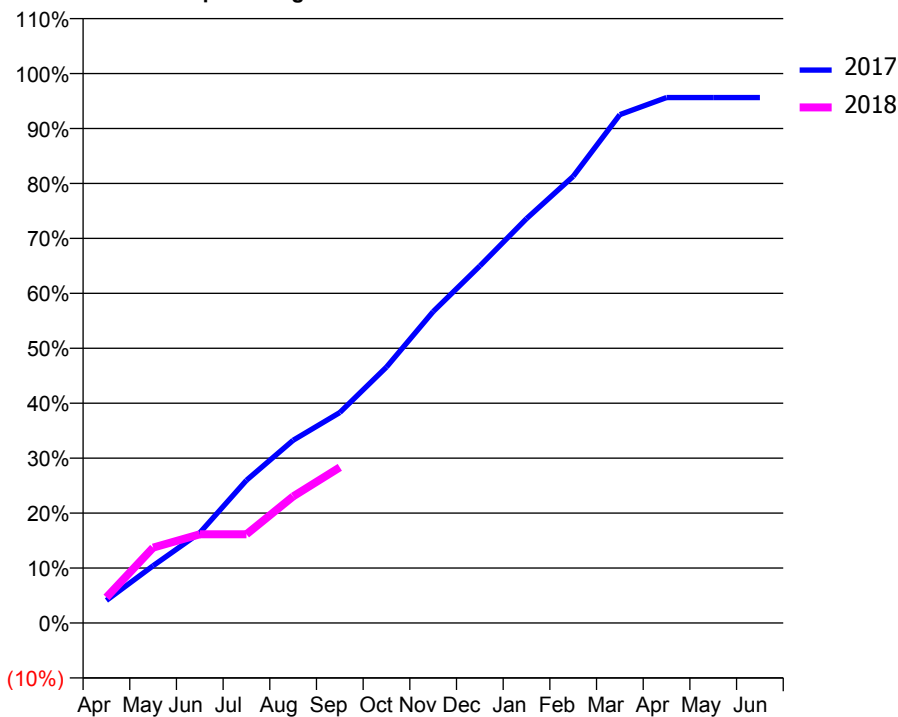
ACCESS*

Patients seen in 24 months	Total	Change since previous quarter
Quarter ending September 2016	3,168	
Quarter ending December 2016	3,182	→
Quarter ending March 2017	3,185	→
Quarter ending June 2017	3,129	↓
Quarter ending September 2017	3,173	→
Variance since September 2016	0.2%	→



ACTIVITY

Cumulative percentage of contracted UDA delivered 2017 & 2018



Adjusted Scheduled Activity (UDA)

Month	2017	2018
April	349	397
May	886	1,165
June	1,395	1,371
July	2,207	1,371
August	2,825	1,957
September	3,253	2,406
October	3,956	
November	4,813	
December	5,517	
January	6,248	
February	6,903	
March	7,856	
April	8,119	
May	8,120	
June	8,120	

QUALITY

	Quantity	Base Number	Contract	AT	Region	England
% of FP17s for the same patient ID Re-attending within 3 months - Children	15	348	4.3%	9.9%	11.6%	11.9%
% of FP17s for the same patient ID Re-attending within 3 months - Adults	131	1,224	10.7%	14.7%	15.2%	15.9%
% of FP17s for the same patient ID Re-attending between 3 & 9 months - Children	214	348	61.5%	51.5%	59.1%	58.1%
% of FP17s for the same patient ID Re-attending between 3 & 9 months - Adults	475	1,224	38.8%	47.4%	51.7%	50.6%
% of FP17s for Band 1 Urgent Courses	111	1,440	7.7%	8.1%	8.0%	9.1%
% of FP17s Relating to Free Repair or Replacements	2	1,440	0.1%	0.7%	0.8%	0.8%
% of FP17s Relating to Continuations	15	1,440	1.0%	0.8%	1.0%	1.1%
% of Patients satisfied with the dentistry they have received	10	11	90.9%	91.3%	91.5%	91.4%
% of Patients satisfied with the time they had to wait for an appointment	10	11	90.9%	90.2%	88.2%	87.7%

* This is based on patients treated on this contract for their most recent course of treatment. Figures in italics indicate the base number of FP17s or Patient Questionnaire responses are less than 100. N/A is shown where the base number of responses is less than 10 during the period. % is calculated as Quantity/Base number*100

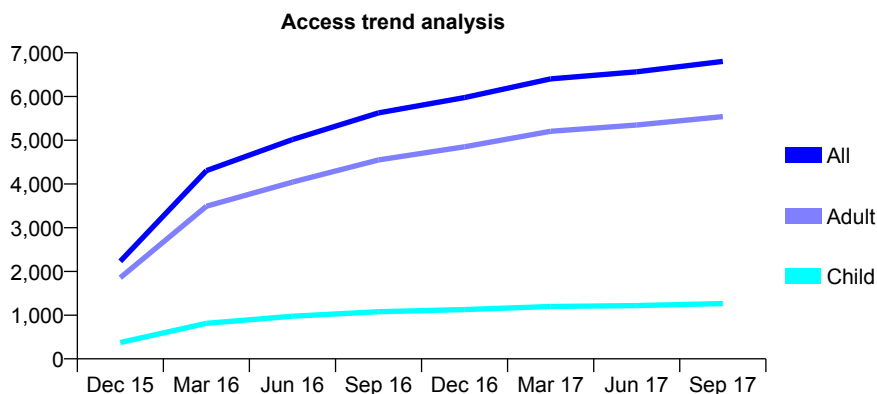
Q54 - Vital Signs At a Glance Contract Report for 835811/0002 - September 2017

Name or company name	MR LP CORBETT
Contract type name	GDS Contract
Purpose of contract	General
Contract start date	01/10/2015
Contract end date	

17/18 Contracted general activity (UDA)	26,834
Carry forward general activity (UDA)	1,006
17/18 Contracted orthodontic activity (UOA)	0
Carry forward orthodontic activity (UOA)	0
Baseline contract value	£721,713.36

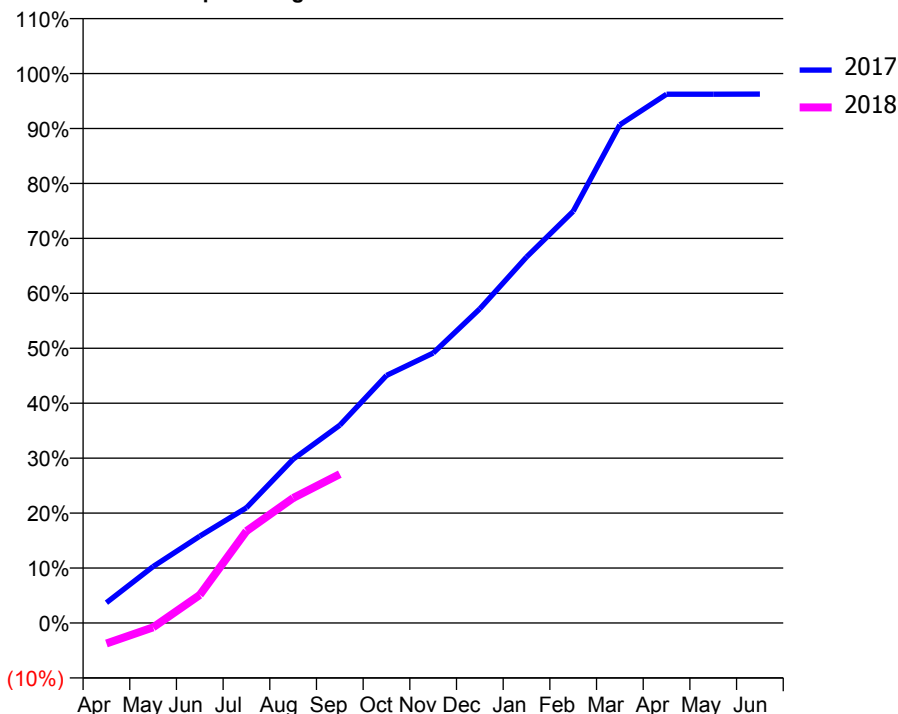
ACCESS*

Patients seen in 24 months	Total	Change since previous quarter
Quarter ending September 2016	5,625	
Quarter ending December 2016	5,977	↑
Quarter ending March 2017	6,403	↑
Quarter ending June 2017	6,565	↑
Quarter ending September 2017	6,804	↑
Variance since September 2016	21.0%	↑



ACTIVITY

Cumulative percentage of contracted UDA delivered 2017 & 2018



Month	Adjusted Scheduled Activity (UDA)	
	2017	2018
April	990	-1,006
May	2,760	-219
June	4,240	1,370
July	5,629	4,488
August	8,002	6,107
September	9,659	7,268
October	12,090	
November	13,180	
December	15,348	
January	17,871	
February	20,105	
March	24,329	
April	25,821	
May	25,825	
June	25,828	

QUALITY

	Quantity	Base Number	Contract	AT	Region	England
% of FP17s for the same patient ID Re-attending within 3 months - Children	42	725	5.8%	9.9%	11.6%	11.9%
% of FP17s for the same patient ID Re-attending within 3 months - Adults	402	3,156	12.7%	14.7%	15.2%	15.9%
% of FP17s for the same patient ID Re-attending between 3 & 9 months - Children	402	725	55.4%	51.5%	59.1%	58.1%
% of FP17s for the same patient ID Re-attending between 3 & 9 months - Adults	1,862	3,156	59.0%	47.4%	51.7%	50.6%
% of FP17s for Band 1 Urgent Courses	106	3,424	3.1%	8.1%	8.0%	9.1%
% of FP17s Relating to Free Repair or Replacements	10	3,424	0.3%	0.7%	0.8%	0.8%
% of FP17s Relating to Continuations	57	3,424	1.7%	0.8%	1.0%	1.1%
% of Patients satisfied with the dentistry they have received	17	18	94.4%	91.3%	91.5%	91.4%
% of Patients satisfied with the time they had to wait for an appointment	16	18	88.9%	90.2%	88.2%	87.7%

* This is based on patients treated on this contract for their most recent course of treatment. Figures in italics indicate the base number of FP17s or Patient Questionnaire responses are less than 100. N/A is shown where the base number of responses is less than 10 during the period. % is calculated as Quantity/Base number*100

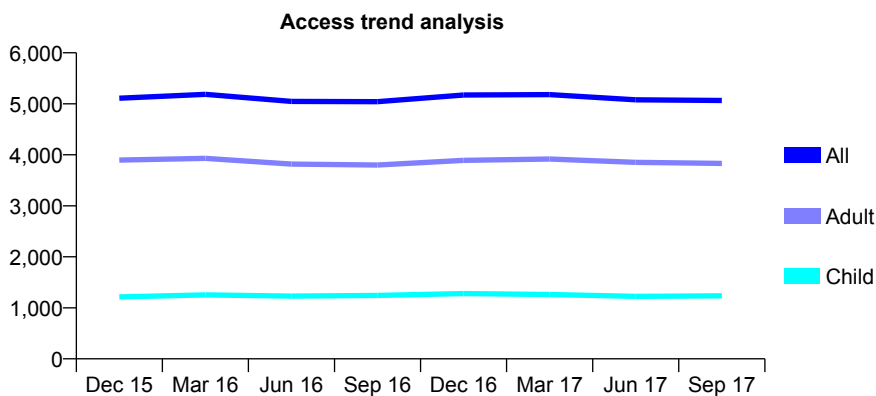
Q54 - Vital Signs At a Glance Contract Report for 847739/0001 - September 2017

Name or company name	MR E MOORE
Contract type name	GDS Contract
Purpose of contract	General
Contract start date	01/04/2006
Contract end date	

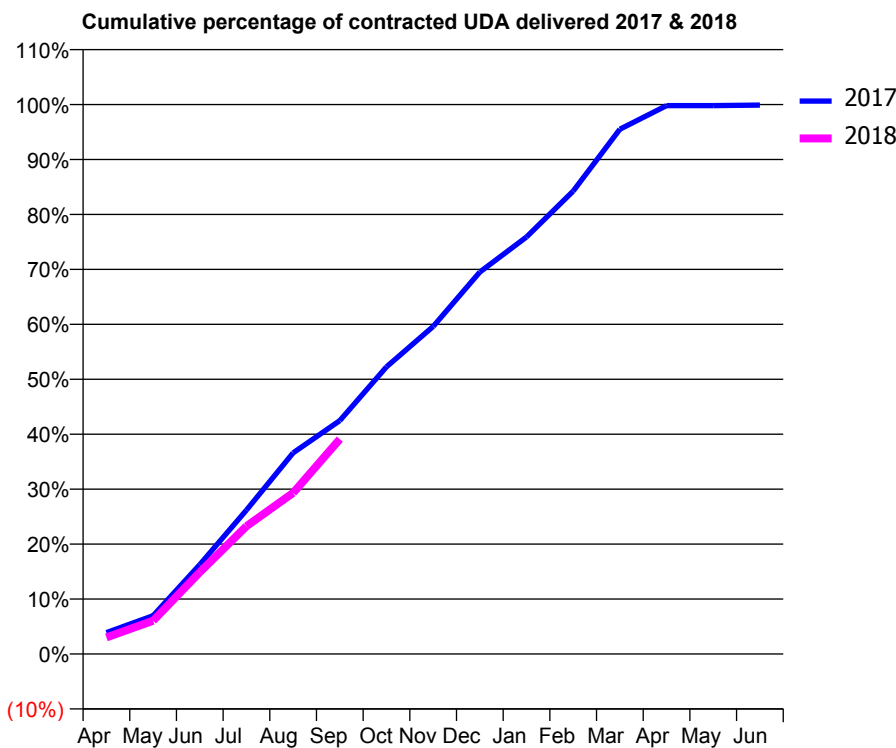
17/18 Contracted general activity (UDA)	16,341
Carry forward general activity (UDA)	17
17/18 Contracted orthodontic activity (UOA)	0
Carry forward orthodontic activity (UOA)	0
Baseline contract value	£436,675.43

ACCESS*

Patients seen in 24 months	Total	Change since previous quarter
Quarter ending September 2016	5,043	
Quarter ending December 2016	5,172	↑
Quarter ending March 2017	5,180	→
Quarter ending June 2017	5,079	↓
Quarter ending September 2017	5,066	→
Variance since September 2016	0.5%	→



ACTIVITY



Month	Adjusted Scheduled Activity (UDA)	
	2017	2018
April	637	494
May	1,140	990
June	2,657	2,432
July	4,281	3,803
August	5,982	4,793
September	6,943	6,391
October	8,540	
November	9,743	
December	11,358	
January	12,403	
February	13,768	
March	15,606	
April	16,307	
May	16,307	
June	16,324	

QUALITY

	Quantity	Base Number	Contract	AT	Region	England
% of FP17s for the same patient ID Re-attending within 3 months - Children	34	709	4.8%	9.9%	11.6%	11.9%
% of FP17s for the same patient ID Re-attending within 3 months - Adults	312	2,234	14.0%	14.7%	15.2%	15.9%
% of FP17s for the same patient ID Re-attending between 3 & 9 months - Children	354	709	49.9%	51.5%	59.1%	58.1%
% of FP17s for the same patient ID Re-attending between 3 & 9 months - Adults	1,110	2,234	49.7%	47.4%	51.7%	50.6%
% of FP17s for Band 1 Urgent Courses	260	2,689	9.7%	8.1%	8.0%	9.1%
% of FP17s Relating to Free Repair or Replacements	11	2,689	0.4%	0.7%	0.8%	0.8%
% of FP17s Relating to Continuations	23	2,689	0.9%	0.8%	1.0%	1.1%
% of Patients satisfied with the dentistry they have received	10	10	100.0%	91.3%	91.5%	91.4%
% of Patients satisfied with the time they had to wait for an appointment	9	10	90.0%	90.2%	88.2%	87.7%

* This is based on patients treated on this contract for their most recent course of treatment. Figures in italics indicate the base number of FP17s or Patient Questionnaire responses are less than 100. N/A is shown where the base number of responses is less than 10 during the period. % is calculated as Quantity/Base number*100

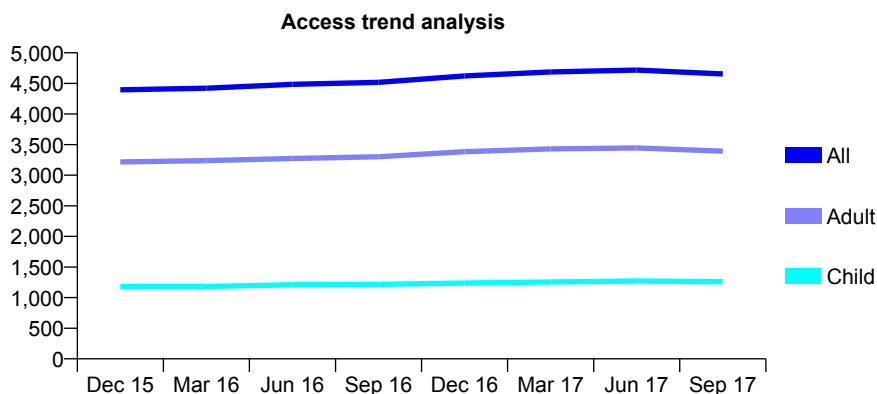
Q54 - Vital Signs At a Glance Contract Report for 848115/0002 - September 2017

Name or company name	MR P PARSOTAM
Contract type name	GDS Contract
Purpose of contract	General
Contract start date	01/04/2013
Contract end date	

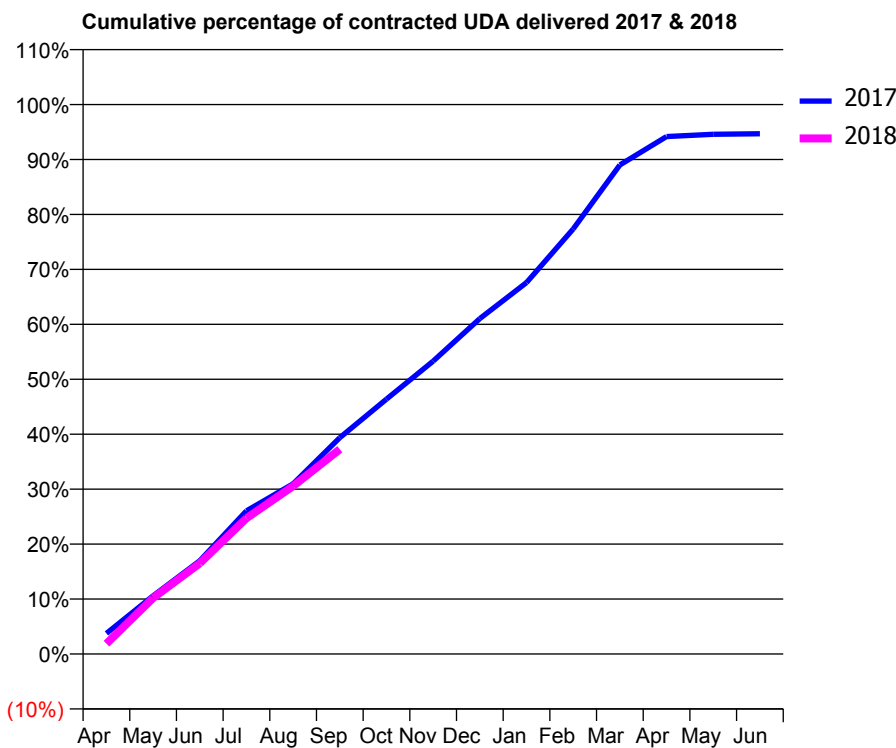
17/18 Contracted general activity (UDA)	15,734
Carry forward general activity (UDA)	0
17/18 Contracted orthodontic activity (UOA)	0
Carry forward orthodontic activity (UOA)	0
Baseline contract value	£397,162.15

ACCESS*

Patients seen in 24 months	Total	Change since previous quarter
Quarter ending September 2016	4,518	
Quarter ending December 2016	4,623	↑
Quarter ending March 2017	4,687	→
Quarter ending June 2017	4,718	→
Quarter ending September 2017	4,654	↓
Variance since September 2016	3.0%	↑



ACTIVITY



Month	Adjusted Scheduled Activity (UDA)	
	2017	2018
April	592	296
May	1,667	1,606
June	2,671	2,600
July	4,099	3,889
August	4,872	4,809
September	6,194	5,863
October	7,299	
November	8,387	
December	9,604	
January	10,634	
February	12,170	
March	14,001	
April	14,816	
May	14,882	
June	14,898	

QUALITY

	Quantity	Base Number	Contract	AT	Region	England
% of FP17s for the same patient ID Re-attending within 3 months - Children	57	844	6.8%	9.9%	11.6%	11.9%
% of FP17s for the same patient ID Re-attending within 3 months - Adults	305	2,185	14.0%	14.7%	15.2%	15.9%
% of FP17s for the same patient ID Re-attending between 3 & 9 months - Children	505	844	59.8%	51.5%	59.1%	58.1%
% of FP17s for the same patient ID Re-attending between 3 & 9 months - Adults	1,243	2,185	56.9%	47.4%	51.7%	50.6%
% of FP17s for Band 1 Urgent Courses	131	2,499	5.2%	8.1%	8.0%	9.1%
% of FP17s Relating to Free Repair or Replacements	18	2,499	0.7%	0.7%	0.8%	0.8%
% of FP17s Relating to Continuations	53	2,499	2.1%	0.8%	1.0%	1.1%
% of Patients satisfied with the dentistry they have received	6	6	N/A	91.3%	91.5%	91.4%
% of Patients satisfied with the time they had to wait for an appointment	6	6	N/A	90.2%	88.2%	87.7%

* This is based on patients treated on this contract for their most recent course of treatment. Figures in italics indicate the base number of FP17s or Patient Questionnaire responses are less than 100. N/A is shown where the base number of responses is less than 10 during the period. % is calculated as Quantity/Base number*100

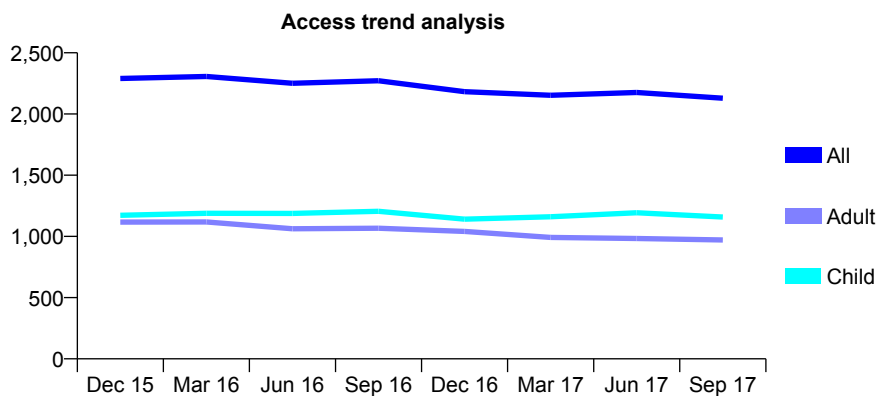
Q54 - Vital Signs At a Glance Contract Report for 849022/0001 - September 2017

Name or company name	MR FL MOHAMED
Contract type name	GDS Contract
Purpose of contract	General
Contract start date	01/04/2006
Contract end date	

17/18 Contracted general activity (UDA)	6,092
Carry forward general activity (UDA)	-122
17/18 Contracted orthodontic activity (UOA)	0
Carry forward orthodontic activity (UOA)	0
Baseline contract value	£190,710.61

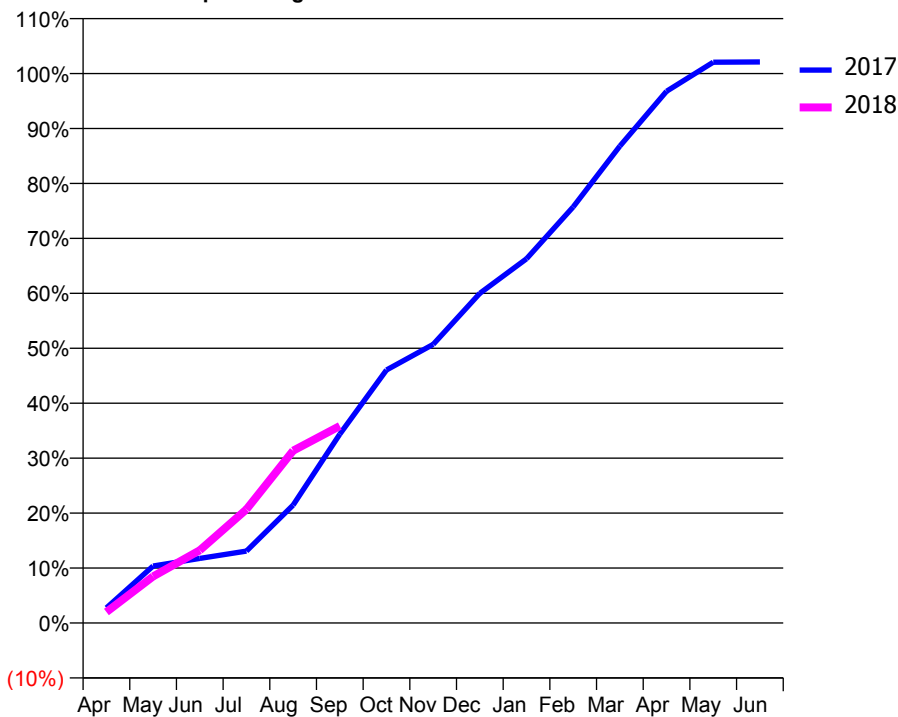
ACCESS*

Patients seen in 24 months	Total	Change since previous quarter
Quarter ending September 2016	2,272	
Quarter ending December 2016	2,182	↓
Quarter ending March 2017	2,153	↓
Quarter ending June 2017	2,176	→
Quarter ending September 2017	2,129	↓
Variance since September 2016	(6.3%)	↓



ACTIVITY

Cumulative percentage of contracted UDA delivered 2017 & 2018



Adjusted Scheduled Activity (UDA)

Month	2017	2018
April	168	122
May	632	517
June	716	806
July	797	1,261
August	1,308	1,911
September	2,094	2,184
October	2,805	
November	3,089	
December	3,655	
January	4,038	
February	4,613	
March	5,287	
April	5,894	
May	6,217	
June	6,220	

QUALITY

	Quantity	Base Number	Contract	AT	Region	England
% of FP17s for the same patient ID Re-attending within 3 months - Children	37	562	6.6%	9.9%	11.6%	11.9%
% of FP17s for the same patient ID Re-attending within 3 months - Adults	48	407	11.8%	14.7%	15.2%	15.9%
% of FP17s for the same patient ID Re-attending between 3 & 9 months - Children	160	562	28.5%	51.5%	59.1%	58.1%
% of FP17s for the same patient ID Re-attending between 3 & 9 months - Adults	88	407	21.6%	47.4%	51.7%	50.6%
% of FP17s for Band 1 Urgent Courses	72	711	10.1%	8.1%	8.0%	9.1%
% of FP17s Relating to Free Repair or Replacements	0	711	0.0%	0.7%	0.8%	0.8%
% of FP17s Relating to Continuations	4	711	0.6%	0.8%	1.0%	1.1%
% of Patients satisfied with the dentistry they have received	2	3	N/A	91.3%	91.5%	91.4%
% of Patients satisfied with the time they had to wait for an appointment	2	3	N/A	90.2%	88.2%	87.7%

* This is based on patients treated on this contract for their most recent course of treatment. Figures in italics indicate the base number of FP17s or Patient Questionnaire responses are less than 100. N/A is shown where the base number of responses is less than 10 during the period. % is calculated as Quantity/Base number*100

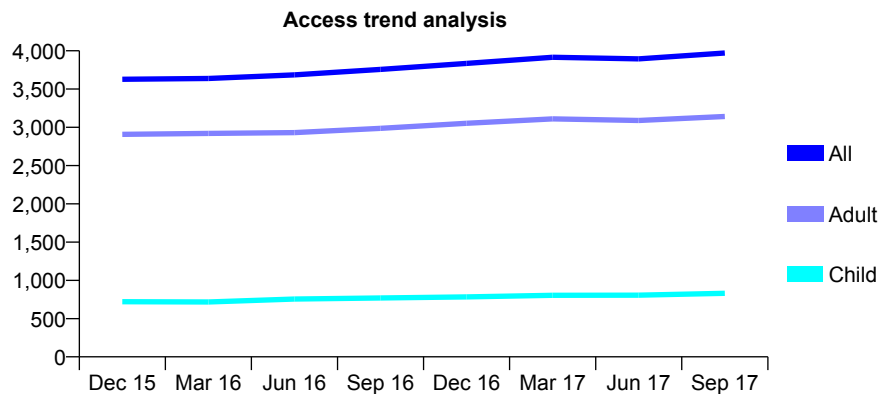
Q54 - Vital Signs At a Glance Contract Report for 853720/0001 - September 2017

Name or company name	MR LY CHEN
Contract type name	GDS Contract
Purpose of contract	General
Contract start date	01/04/2006
Contract end date	

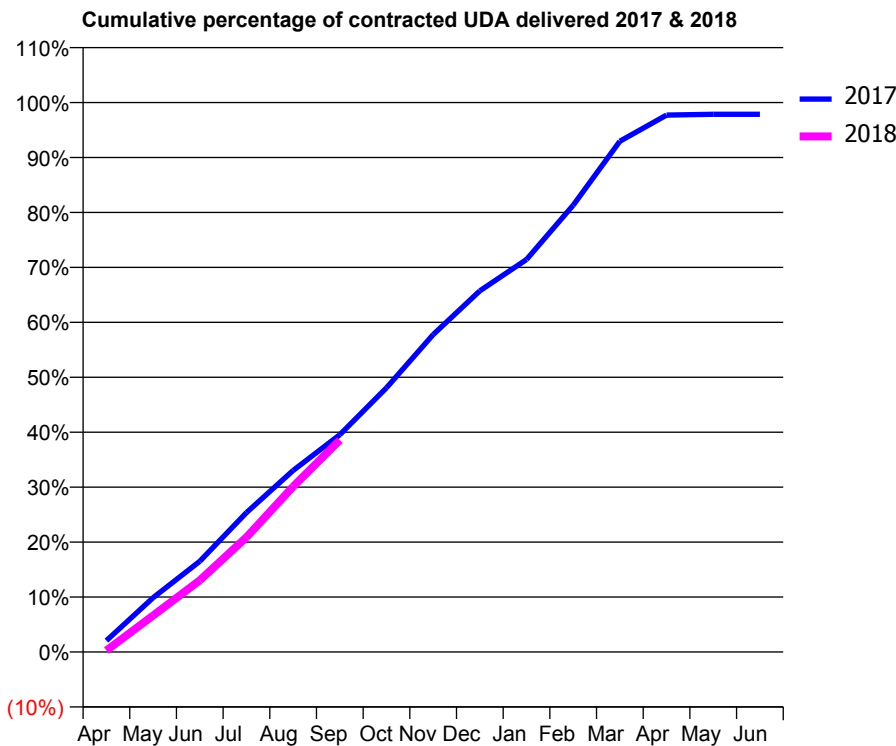
17/18 Contracted general activity (UDA)	14,150
Carry forward general activity (UDA)	301
17/18 Contracted orthodontic activity (UOA)	0
Carry forward orthodontic activity (UOA)	0
Baseline contract value	£339,146.92

ACCESS*

Patients seen in 24 months	Total	Change since previous quarter
Quarter ending September 2016	3,757	
Quarter ending December 2016	3,836	↑
Quarter ending March 2017	3,916	↑
Quarter ending June 2017	3,895	→
Quarter ending September 2017	3,971	→
Variance since September 2016	5.7%	↑



ACTIVITY



Month	Adjusted Scheduled Activity (UDA)	
	2017	2018
April	295	41
May	1,401	939
June	2,335	1,845
July	3,591	2,954
August	4,674	4,261
September	5,597	5,458
October	6,806	
November	8,173	
December	9,299	
January	10,107	
February	11,504	
March	13,151	
April	13,826	
May	13,847	
June	13,848	

QUALITY

	Quantity	Base Number	Contract	AT	Region	England
% of FP17s for the same patient ID Re-attending within 3 months - Children	55	533	10.3%	9.9%	11.6%	11.9%
% of FP17s for the same patient ID Re-attending within 3 months - Adults	213	1,842	11.6%	14.7%	15.2%	15.9%
% of FP17s for the same patient ID Re-attending between 3 & 9 months - Children	241	533	45.2%	51.5%	59.1%	58.1%
% of FP17s for the same patient ID Re-attending between 3 & 9 months - Adults	915	1,842	49.7%	47.4%	51.7%	50.6%
% of FP17s for Band 1 Urgent Courses	153	2,143	7.1%	8.1%	8.0%	9.1%
% of FP17s Relating to Free Repair or Replacements	7	2,143	0.3%	0.7%	0.8%	0.8%
% of FP17s Relating to Continuations	4	2,143	0.2%	0.8%	1.0%	1.1%
% of Patients satisfied with the dentistry they have received	6	6	N/A	91.3%	91.5%	91.4%
% of Patients satisfied with the time they had to wait for an appointment	5	6	N/A	90.2%	88.2%	87.7%

* This is based on patients treated on this contract for their most recent course of treatment. Figures in italics indicate the base number of FP17s or Patient Questionnaire responses are less than 100. N/A is shown where the base number of responses is less than 10 during the period. % is calculated as Quantity/Base number*100

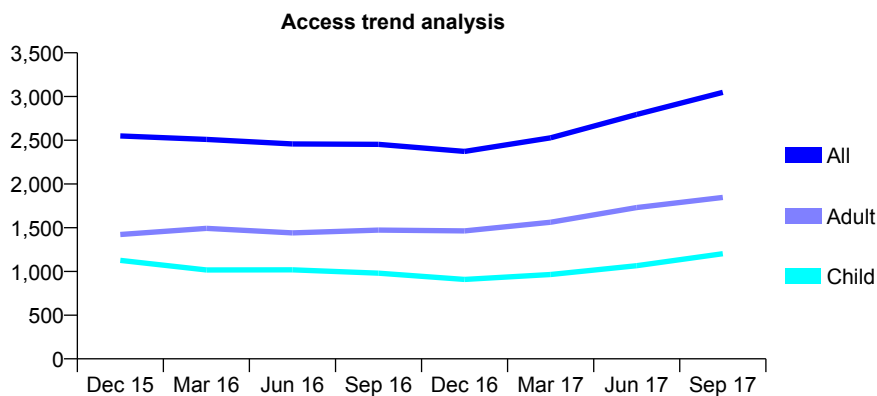
Q54 - Vital Signs At a Glance Contract Report for 854115/0001 - September 2017

Name or company name	MISS N DHALIWAL
Contract type name	GDS Contract
Purpose of contract	General
Contract start date	01/04/2006
Contract end date	

17/18 Contracted general activity (UDA)	9,418
Carry forward general activity (UDA)	0
17/18 Contracted orthodontic activity (UOA)	0
Carry forward orthodontic activity (UOA)	0
Baseline contract value	£262,828.04

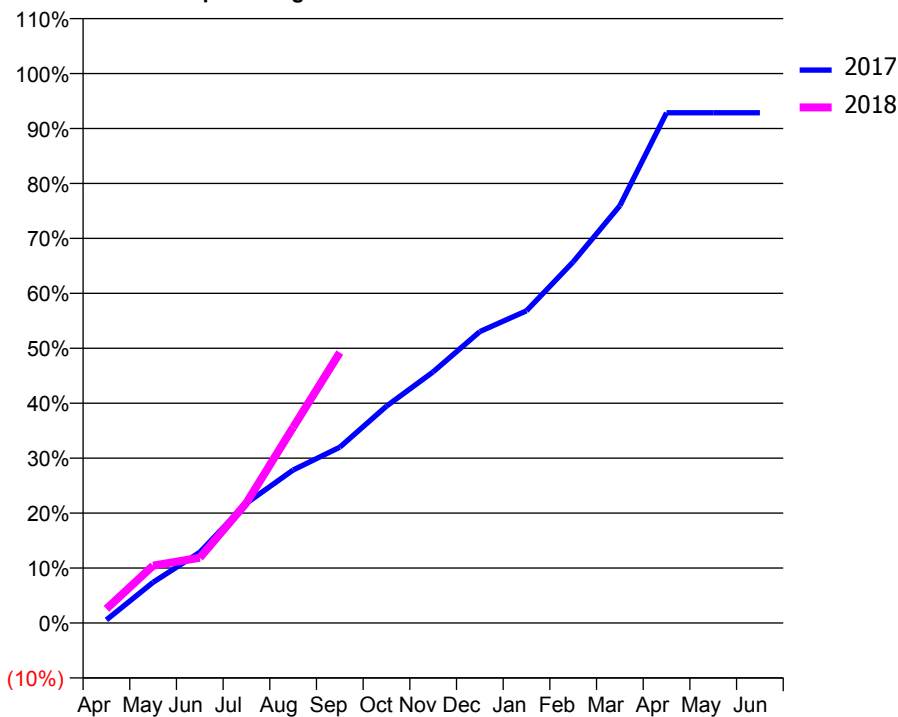
ACCESS*

Patients seen in 24 months	Total	Change since previous quarter
Quarter ending September 2016	2,453	
Quarter ending December 2016	2,372	↓
Quarter ending March 2017	2,528	↑
Quarter ending June 2017	2,795	↑
Quarter ending September 2017	3,048	↑
Variance since September 2016	24.3%	↑



ACTIVITY

Cumulative percentage of contracted UDA delivered 2017 & 2018



Month	Adjusted Scheduled Activity (UDA)	
	2017	2018
April	54	244
May	698	983
June	1,213	1,118
July	2,053	2,061
August	2,623	3,355
September	3,014	4,636
October	3,718	
November	4,305	
December	4,996	
January	5,352	
February	6,190	
March	7,153	
April	8,745	
May	8,745	
June	8,745	

QUALITY

	Quantity	Base Number	Contract	AT	Region	England
% of FP17s for the same patient ID Re-attending within 3 months - Children	31	956	3.2%	9.9%	11.6%	11.9%
% of FP17s for the same patient ID Re-attending within 3 months - Adults	95	1,031	9.2%	14.7%	15.2%	15.9%
% of FP17s for the same patient ID Re-attending between 3 & 9 months - Children	370	956	38.7%	51.5%	59.1%	58.1%
% of FP17s for the same patient ID Re-attending between 3 & 9 months - Adults	342	1,031	33.2%	47.4%	51.7%	50.6%
% of FP17s for Band 1 Urgent Courses	17	1,565	1.1%	8.1%	8.0%	9.1%
% of FP17s Relating to Free Repair or Replacements	2	1,565	0.1%	0.7%	0.8%	0.8%
% of FP17s Relating to Continuations	24	1,565	1.5%	0.8%	1.0%	1.1%
% of Patients satisfied with the dentistry they have received	1	1	N/A	91.3%	91.5%	91.4%
% of Patients satisfied with the time they had to wait for an appointment	1	1	N/A	90.2%	88.2%	87.7%

* This is based on patients treated on this contract for their most recent course of treatment. Figures in italics indicate the base number of FP17s or Patient Questionnaire responses are less than 100. N/A is shown where the base number of responses is less than 10 during the period. % is calculated as Quantity/Base number*100

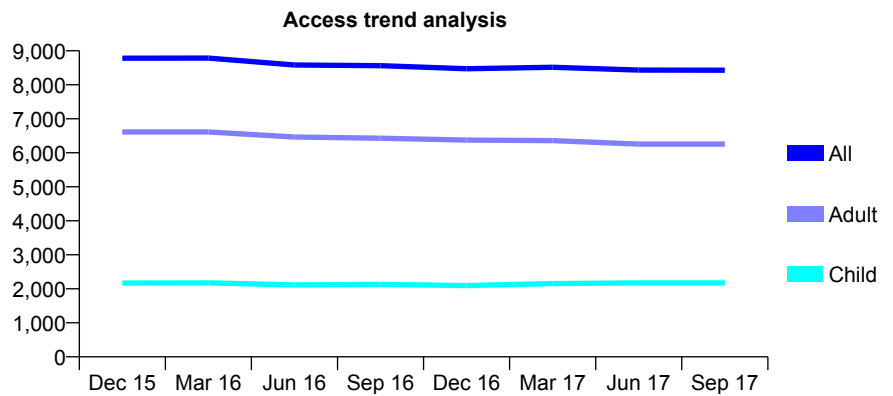
Q54 - Vital Signs At a Glance Contract Report for 854255/0001 - September 2017

Name or company name	MR M DHANDA
Contract type name	GDS Contract
Purpose of contract	General
Contract start date	01/04/2006
Contract end date	

17/18 Contracted general activity (UDA)	22,559
Carry forward general activity (UDA)	0
17/18 Contracted orthodontic activity (UOA)	0
Carry forward orthodontic activity (UOA)	0
Baseline contract value	£539,466.23

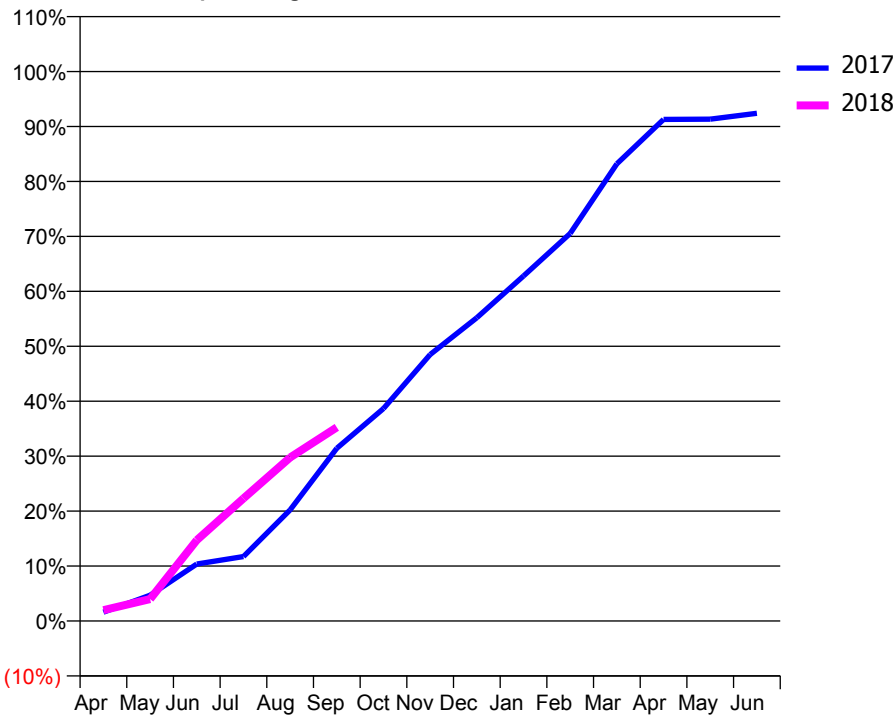
ACCESS*

Patients seen in 24 months	Total	Change since previous quarter
Quarter ending September 2016	8,561	
Quarter ending December 2016	8,472	↓
Quarter ending March 2017	8,514	→
Quarter ending June 2017	8,432	→
Quarter ending September 2017	8,429	→
Variance since September 2016	(1.5%)	↓



ACTIVITY

Cumulative percentage of contracted UDA delivered 2017 & 2018



Month	Adjusted Scheduled Activity (UDA)	
	2017	2018
April	362	445
May	1,057	900
June	2,342	3,321
July	2,649	5,031
August	4,564	6,715
September	7,090	7,953
October	8,726	
November	10,940	
December	12,454	
January	14,166	
February	15,909	
March	18,768	
April	20,592	
May	20,602	
June	20,842	

QUALITY

	Quantity	Base Number	Contract	AT	Region	England
% of FP17s for the same patient ID Re-attending within 3 months - Children	70	1,158	6.0%	9.9%	11.6%	11.9%
% of FP17s for the same patient ID Re-attending within 3 months - Adults	335	3,259	10.3%	14.7%	15.2%	15.9%
% of FP17s for the same patient ID Re-attending between 3 & 9 months - Children	559	1,158	48.3%	51.5%	59.1%	58.1%
% of FP17s for the same patient ID Re-attending between 3 & 9 months - Adults	1,544	3,259	47.4%	47.4%	51.7%	50.6%
% of FP17s for Band 1 Urgent Courses	184	3,384	5.4%	8.1%	8.0%	9.1%
% of FP17s Relating to Free Repair or Replacements	14	3,384	0.4%	0.7%	0.8%	0.8%
% of FP17s Relating to Continuations	24	3,384	0.7%	0.8%	1.0%	1.1%
% of Patients satisfied with the dentistry they have received	13	14	92.9%	91.3%	91.5%	91.4%
% of Patients satisfied with the time they had to wait for an appointment	12	14	85.7%	90.2%	88.2%	87.7%

* This is based on patients treated on this contract for their most recent course of treatment. Figures in italics indicate the base number of FP17s or Patient Questionnaire responses are less than 100. N/A is shown where the base number of responses is less than 10 during the period. % is calculated as Quantity/Base number*100

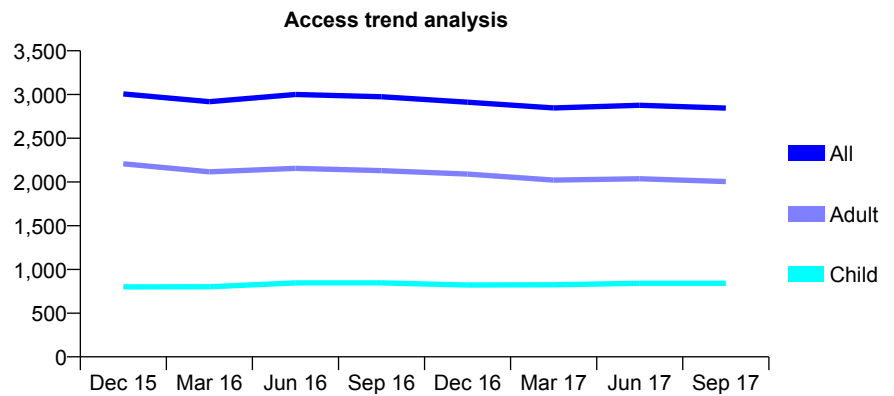
Q54 - Vital Signs At a Glance Contract Report for 857866/0002 - September 2017

Name or company name	MR LG THOTA
Contract type name	GDS Contract
Purpose of contract	General
Contract start date	01/09/2006
Contract end date	

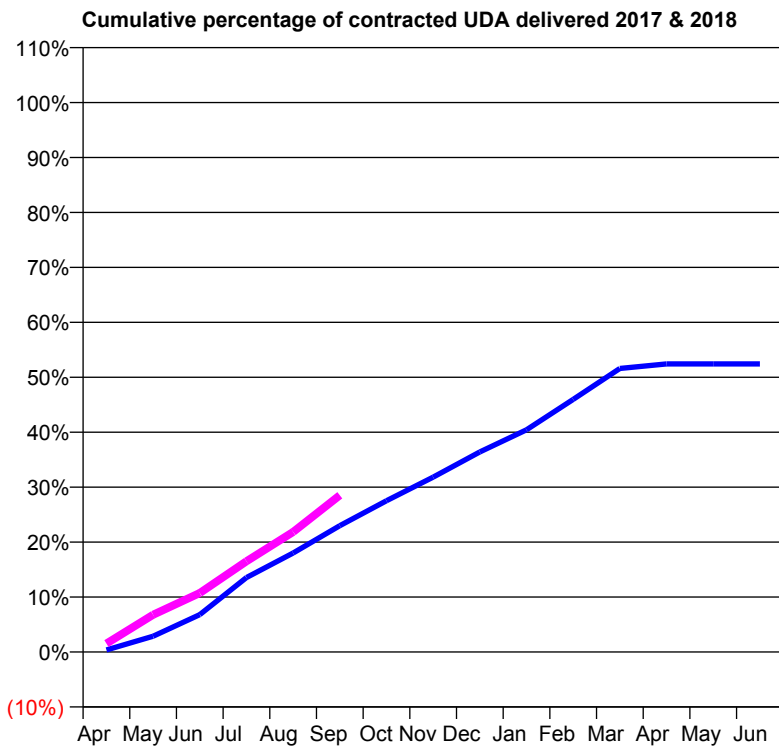
17/18 Contracted general activity (UDA)	16,000
Carry forward general activity (UDA)	0
17/18 Contracted orthodontic activity (UOA)	0
Carry forward orthodontic activity (UOA)	0
Baseline contract value	£327,823.64

ACCESS*

Patients seen in 24 months	Total	Change since previous quarter
Quarter ending September 2016	2,974	
Quarter ending December 2016	2,912	↓
Quarter ending March 2017	2,846	↓
Quarter ending June 2017	2,877	→
Quarter ending September 2017	2,845	↓
Variance since September 2016	(4.3%)	↓



ACTIVITY



Month	Adjusted Scheduled Activity (UDA)	
	2017	2018
April	62	248
May	462	1,085
June	1,088	1,716
July	2,170	2,642
August	2,884	3,495
September	3,679	4,564
October	4,405	
November	5,091	
December	5,828	
January	6,469	
February	7,357	
March	8,256	
April	8,387	
May	8,388	
June	8,388	

QUALITY

	Quantity	Base Number	Contract	AT	Region	England
% of FP17s for the same patient ID Re-attending within 3 months - Children	59	580	10.2%	9.9%	11.6%	11.9%
% of FP17s for the same patient ID Re-attending within 3 months - Adults	320	1,394	23.0%	14.7%	15.2%	15.9%
% of FP17s for the same patient ID Re-attending between 3 & 9 months - Children	304	580	52.4%	51.5%	59.1%	58.1%
% of FP17s for the same patient ID Re-attending between 3 & 9 months - Adults	656	1,394	47.1%	47.4%	51.7%	50.6%
% of FP17s for Band 1 Urgent Courses	281	1,897	14.8%	8.1%	8.0%	9.1%
% of FP17s Relating to Free Repair or Replacements	67	1,897	3.5%	0.7%	0.8%	0.8%
% of FP17s Relating to Continuations	35	1,897	1.8%	0.8%	1.0%	1.1%
% of Patients satisfied with the dentistry they have received	2	2	N/A	91.3%	91.5%	91.4%
% of Patients satisfied with the time they had to wait for an appointment	2	2	N/A	90.2%	88.2%	87.7%

* This is based on patients treated on this contract for their most recent course of treatment. Figures in italics indicate the base number of FP17s or Patient Questionnaire responses are less than 100. N/A is shown where the base number of responses is less than 10 during the period. % is calculated as Quantity/Base number*100

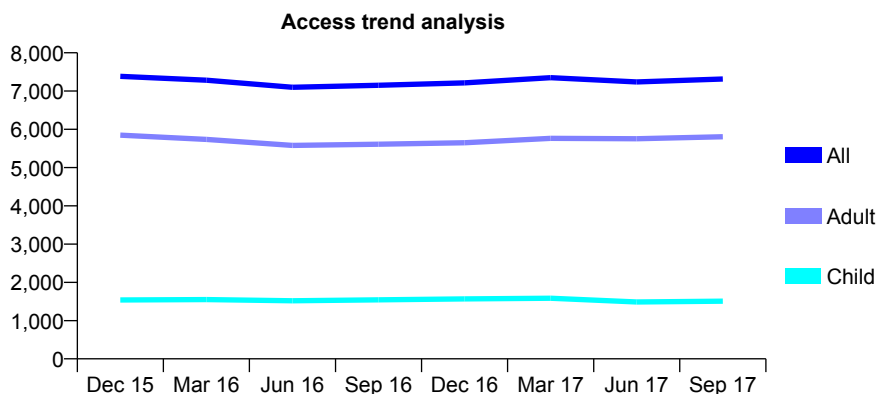
Q54 - Vital Signs At a Glance Contract Report for 858064/0001 - September 2017

Name or company name	MR JE SWINSCOE
Contract type name	GDS Contract
Purpose of contract	General
Contract start date	01/04/2006
Contract end date	

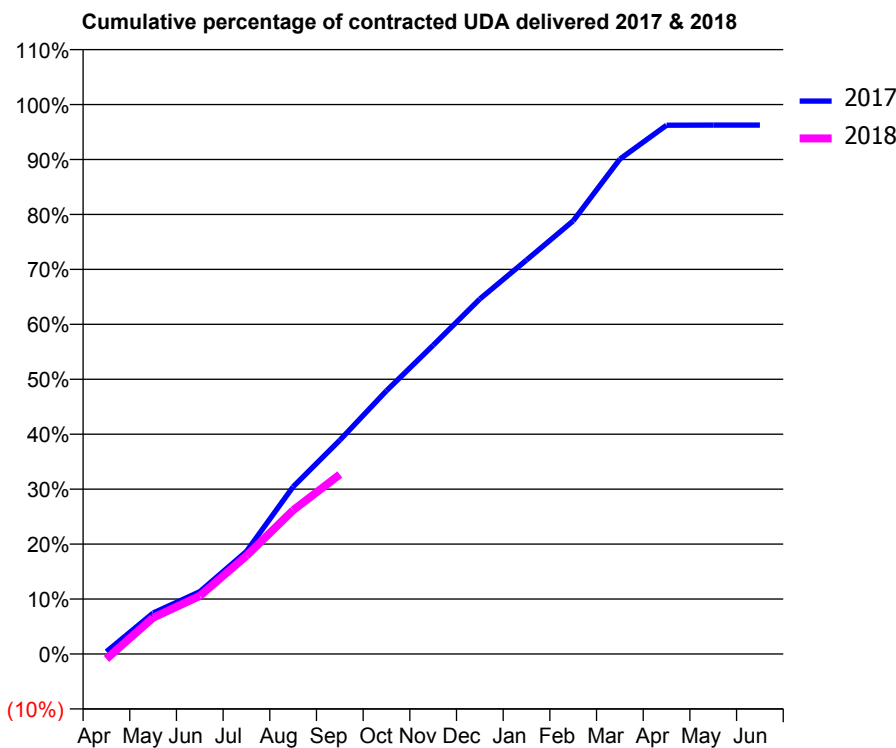
17/18 Contracted general activity (UDA)	23,507
Carry forward general activity (UDA)	879
17/18 Contracted orthodontic activity (UOA)	0
Carry forward orthodontic activity (UOA)	0
Baseline contract value	£665,809.44

ACCESS*

Patients seen in 24 months	Total	Change since previous quarter
Quarter ending September 2016	7,151	
Quarter ending December 2016	7,215	→
Quarter ending March 2017	7,349	→
Quarter ending June 2017	7,237	↓
Quarter ending September 2017	7,315	→
Variance since September 2016	2.3%	↑



ACTIVITY



Month	Adjusted Scheduled Activity (UDA)	
	2017	2018
April	99	-211
May	1,752	1,554
June	2,664	2,484
July	4,392	4,203
August	7,155	6,155
September	9,148	7,678
October	11,264	
November	13,210	
December	15,189	
January	16,855	
February	18,532	
March	21,170	
April	22,622	
May	22,628	
June	22,628	

QUALITY

	Quantity	Base Number	Contract	AT	Region	England
% of FP17s for the same patient ID Re-attending within 3 months - Children	74	1,031	7.2%	9.9%	11.6%	11.9%
% of FP17s for the same patient ID Re-attending within 3 months - Adults	438	3,533	12.4%	14.7%	15.2%	15.9%
% of FP17s for the same patient ID Re-attending between 3 & 9 months - Children	581	1,031	56.4%	51.5%	59.1%	58.1%
% of FP17s for the same patient ID Re-attending between 3 & 9 months - Adults	2,018	3,533	57.1%	47.4%	51.7%	50.6%
% of FP17s for Band 1 Urgent Courses	271	4,073	6.7%	8.1%	8.0%	9.1%
% of FP17s Relating to Free Repair or Replacements	63	4,073	1.5%	0.7%	0.8%	0.8%
% of FP17s Relating to Continuations	63	4,073	1.5%	0.8%	1.0%	1.1%
% of Patients satisfied with the dentistry they have received	17	17	100.0%	91.3%	91.5%	91.4%
% of Patients satisfied with the time they had to wait for an appointment	17	17	100.0%	90.2%	88.2%	87.7%

* This is based on patients treated on this contract for their most recent course of treatment. Figures in italics indicate the base number of FP17s or Patient Questionnaire responses are less than 100. N/A is shown where the base number of responses is less than 10 during the period. % is calculated as Quantity/Base number*100

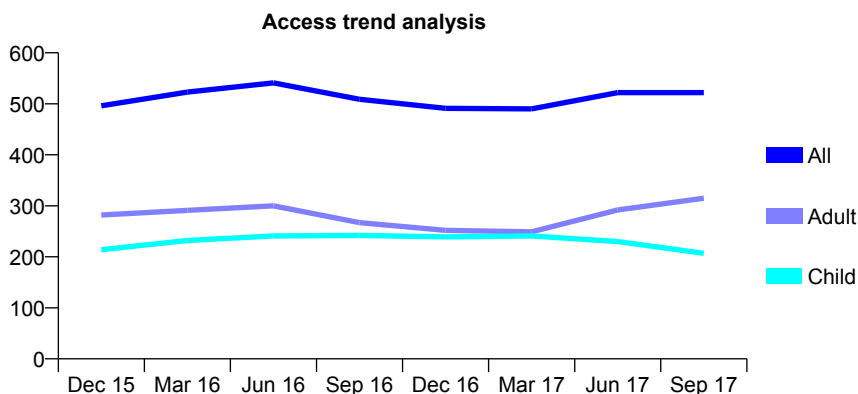
Q54 - Vital Signs At a Glance Contract Report for 858609/0001 - September 2017

Name or company name	MR KS GILL
Contract type name	GDS Contract
Purpose of contract	General
Contract start date	01/03/2010
Contract end date	

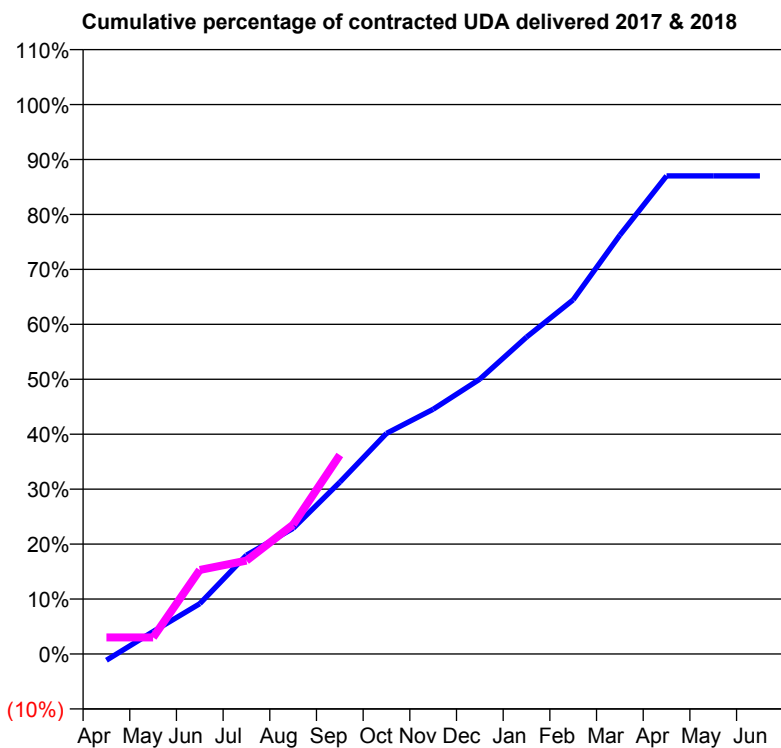
17/18 Contracted general activity (UDA)	2,000
Carry forward general activity (UDA)	0
17/18 Contracted orthodontic activity (UOA)	0
Carry forward orthodontic activity (UOA)	0
Baseline contract value	£47,022.20

ACCESS*

Patients seen in 24 months	Total	Change since previous quarter
Quarter ending September 2016	509	
Quarter ending December 2016	491	↓
Quarter ending March 2017	490	→
Quarter ending June 2017	522	↑
Quarter ending September 2017	522	→
Variance since September 2016	2.6%	↑



ACTIVITY



Month	Adjusted Scheduled Activity (UDA)	
	2017	2018
April	-23	60
May	82	60
June	183	306
July	360	340
August	457	471
September	625	724
October	803	
November	891	
December	1,000	
January	1,153	
February	1,289	
March	1,525	
April	1,740	
May	1,740	
June	1,740	

QUALITY

	Quantity	Base Number	Contract	AT	Region	England
% of FP17s for the same patient ID Re-attending within 3 months - Children	1	151	0.7%	9.9%	11.6%	11.9%
% of FP17s for the same patient ID Re-attending within 3 months - Adults	14	260	5.4%	14.7%	15.2%	15.9%
% of FP17s for the same patient ID Re-attending between 3 & 9 months - Children	61	151	40.4%	51.5%	59.1%	58.1%
% of FP17s for the same patient ID Re-attending between 3 & 9 months - Adults	60	260	23.1%	47.4%	51.7%	50.6%
% of FP17s for Band 1 Urgent Courses	17	340	5.0%	8.1%	8.0%	9.1%
% of FP17s Relating to Free Repair or Replacements	0	340	0.0%	0.7%	0.8%	0.8%
% of FP17s Relating to Continuations	0	340	0.0%	0.8%	1.0%	1.1%
% of Patients satisfied with the dentistry they have received	1	1	N/A	91.3%	91.5%	91.4%
% of Patients satisfied with the time they had to wait for an appointment	1	1	N/A	90.2%	88.2%	87.7%

* This is based on patients treated on this contract for their most recent course of treatment. Figures in italics indicate the base number of FP17s or Patient Questionnaire responses are less than 100. N/A is shown where the base number of responses is less than 10 during the period. % is calculated as Quantity/Base number*100

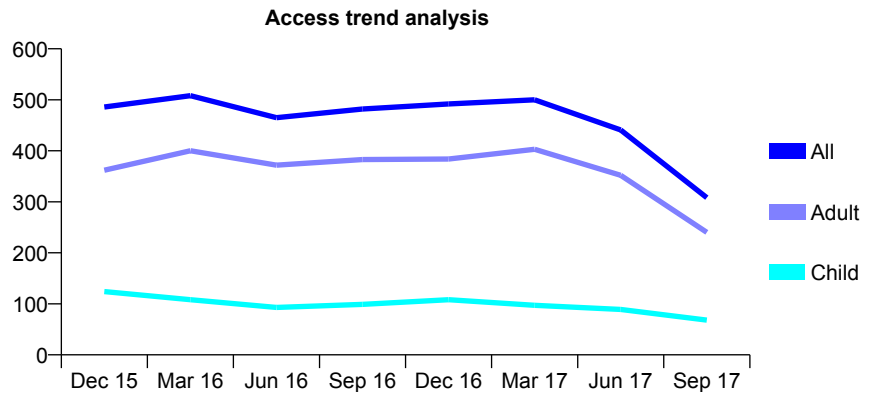
Q54 - Vital Signs At a Glance Contract Report for 858609/0003 - September 2017

Name or company name	MR KS GILL
Contract type name	PDS Plus Contract
Purpose of contract	General
Contract start date	01/05/2012
Contract end date	30/04/2017

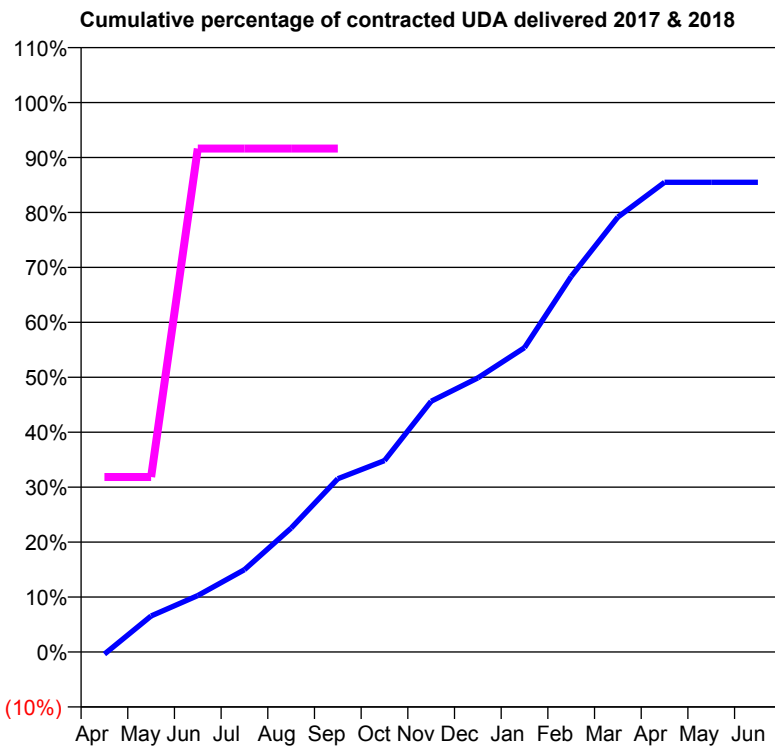
17/18 Contracted general activity (UDA)	167
Carry forward general activity (UDA)	0
17/18 Contracted orthodontic activity (UOA)	0
Carry forward orthodontic activity (UOA)	0
Baseline contract value	£2,057.21

ACCESS*

Patients seen in 24 months	Total	Change since previous quarter
Quarter ending September 2016	482	
Quarter ending December 2016	492	↑
Quarter ending March 2017	500	→
Quarter ending June 2017	441	↓
Quarter ending September 2017	308	↓
Variance since September 2016	(36.1%)	↓



ACTIVITY



Month	Adjusted Scheduled Activity (UDA)	
	2017	2018
April	-8	53
May	131	53
June	206	153
July	300	153
August	451	153
September	631	153
October	697	
November	913	
December	998	
January	1,108	
February	1,367	
March	1,583	
April	1,710	
May	1,710	
June	1,710	

QUALITY

	Quantity	Base Number	Contract	AT	Region	England
% of FP17s for the same patient ID Re-attending within 3 months - Children	0	35	0.0%	9.9%	11.6%	11.9%
% of FP17s for the same patient ID Re-attending within 3 months - Adults	4	78	5.1%	14.7%	15.2%	15.9%
% of FP17s for the same patient ID Re-attending between 3 & 9 months - Children	5	35	14.3%	51.5%	59.1%	58.1%
% of FP17s for the same patient ID Re-attending between 3 & 9 months - Adults	17	78	21.8%	47.4%	51.7%	50.6%
% of FP17s for Band 1 Urgent Courses	5	75	6.7%	8.1%	8.0%	9.1%
% of FP17s Relating to Free Repair or Replacements	0	75	0.0%	0.7%	0.8%	0.8%
% of FP17s Relating to Continuations	0	75	0.0%	0.8%	1.0%	1.1%
% of Patients satisfied with the dentistry they have received	1	1	N/A	91.3%	91.5%	91.4%
% of Patients satisfied with the time they had to wait for an appointment	1	1	N/A	90.2%	88.2%	87.7%

* This is based on patients treated on this contract for their most recent course of treatment. Figures in italics indicate the base number of FP17s or Patient Questionnaire responses are less than 100. N/A is shown where the base number of responses is less than 10 during the period. % is calculated as Quantity/Base number*100

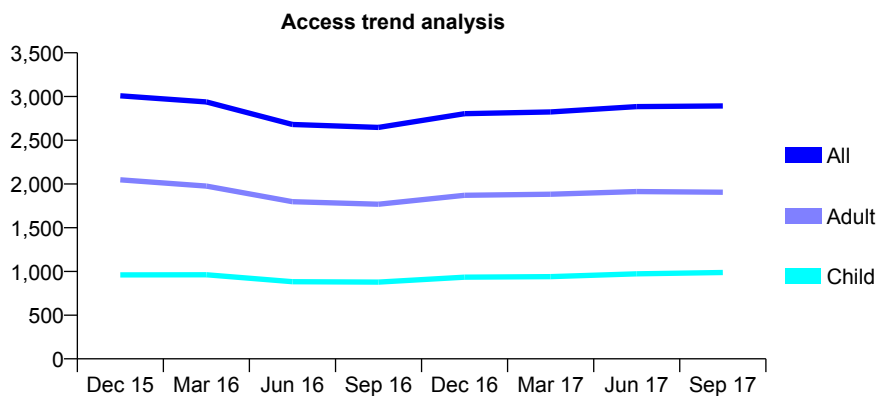
Q54 - Vital Signs At a Glance Contract Report for 859389/0001 - September 2017

Name or company name	MR A KHALIL
Contract type name	GDS Contract
Purpose of contract	General
Contract start date	01/04/2006
Contract end date	

17/18 Contracted general activity (UDA)	11,766
Carry forward general activity (UDA)	0
17/18 Contracted orthodontic activity (UOA)	0
Carry forward orthodontic activity (UOA)	0
Baseline contract value	£296,094.76

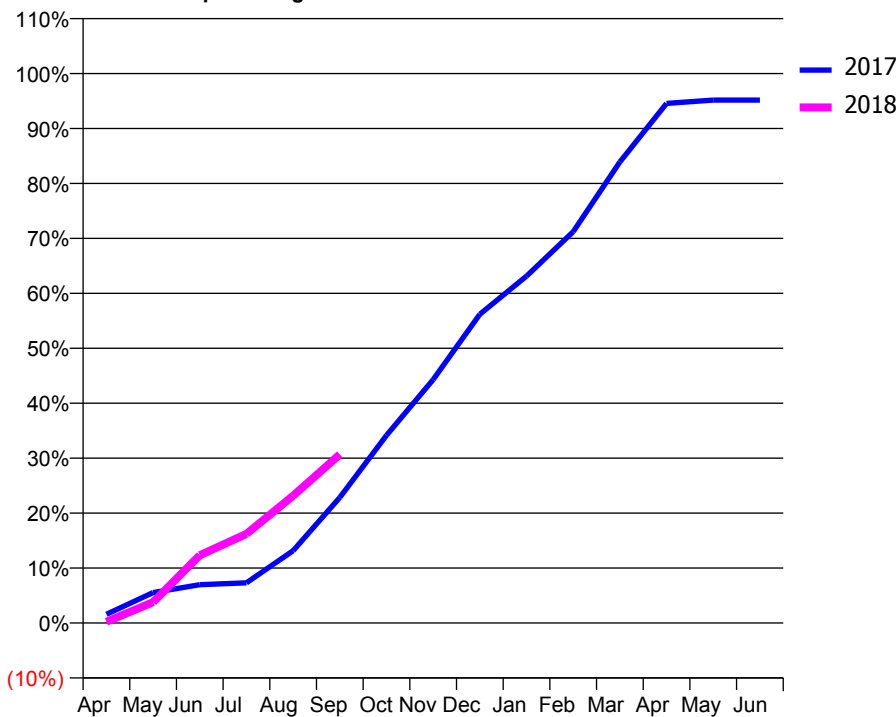
ACCESS*

Patients seen in 24 months	Total	Change since previous quarter
Quarter ending September 2016	2,646	
Quarter ending December 2016	2,804	↑
Quarter ending March 2017	2,823	→
Quarter ending June 2017	2,885	↑
Quarter ending September 2017	2,893	→
Variance since September 2016	9.3%	↑



ACTIVITY

Cumulative percentage of contracted UDA delivered 2017 & 2018



Month	Adjusted Scheduled Activity (UDA)	
	2017	2018
April	188	28
May	652	447
June	821	1,452
July	861	1,910
August	1,548	2,726
September	2,687	3,612
October	4,020	
November	5,211	
December	6,612	
January	7,427	
February	8,378	
March	9,873	
April	11,125	
May	11,196	
June	11,196	

QUALITY

	Quantity	Base Number	Contract	AT	Region	England
% of FP17s for the same patient ID Re-attending within 3 months - Children	32	501	6.4%	9.9%	11.6%	11.9%
% of FP17s for the same patient ID Re-attending within 3 months - Adults	164	965	17.0%	14.7%	15.2%	15.9%
% of FP17s for the same patient ID Re-attending between 3 & 9 months - Children	109	501	21.8%	51.5%	59.1%	58.1%
% of FP17s for the same patient ID Re-attending between 3 & 9 months - Adults	267	965	27.7%	47.4%	51.7%	50.6%
% of FP17s for Band 1 Urgent Courses	198	1,195	16.6%	8.1%	8.0%	9.1%
% of FP17s Relating to Free Repair or Replacements	6	1,195	0.5%	0.7%	0.8%	0.8%
% of FP17s Relating to Continuations	1	1,195	0.1%	0.8%	1.0%	1.1%
% of Patients satisfied with the dentistry they have received	3	4	N/A	91.3%	91.5%	91.4%
% of Patients satisfied with the time they had to wait for an appointment	3	4	N/A	90.2%	88.2%	87.7%

* This is based on patients treated on this contract for their most recent course of treatment. Figures in italics indicate the base number of FP17s or Patient Questionnaire responses are less than 100. N/A is shown where the base number of responses is less than 10 during the period. % is calculated as Quantity/Base number*100

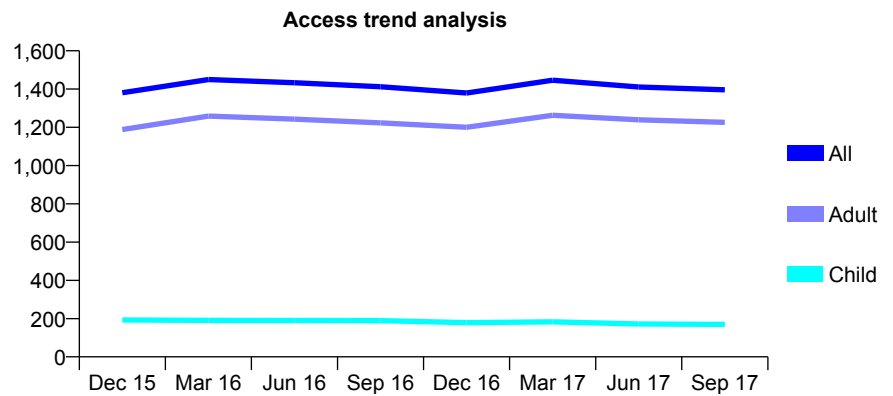
Q54 - Vital Signs At a Glance Contract Report for 901245/0001 - September 2017

Name or company name	MR DG HENDERSON
Contract type name	GDS Contract
Purpose of contract	General and Orthodontic
Contract start date	01/04/2006
Contract end date	

17/18 Contracted general activity (UDA)	3,830
Carry forward general activity (UDA)	-55
17/18 Contracted orthodontic activity (UOA)	3
Carry forward orthodontic activity (UOA)	0
Baseline contract value	£99,762.47

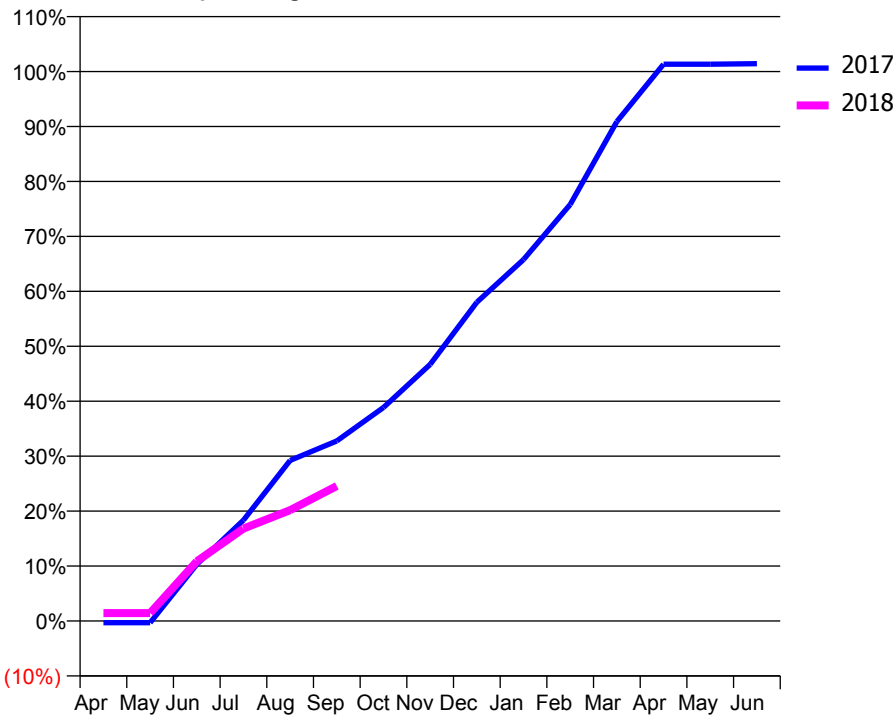
ACCESS*

Patients seen in 24 months	Total	Change since previous quarter
Quarter ending September 2016	1,412	
Quarter ending December 2016	1,379	↓
Quarter ending March 2017	1,446	↑
Quarter ending June 2017	1,411	↓
Quarter ending September 2017	1,396	↓
Variance since September 2016	(1.1%)	↓



ACTIVITY

Cumulative percentage of contracted UDA delivered 2017 & 2018



Month	Adjusted Scheduled Activity (UDA)	
	2017	2018
April	-13	55
May	-13	55
June	395	416
July	703	644
August	1,120	772
September	1,255	941
October	1,489	
November	1,789	
December	2,222	
January	2,519	
February	2,903	
March	3,481	
April	3,881	
May	3,881	
June	3,884	

QUALITY

	Quantity	Base Number	Contract	AT	Region	England
% of FP17s for the same patient ID Re-attending within 3 months - Children	4	107	3.7%	9.9%	11.6%	11.9%
% of FP17s for the same patient ID Re-attending within 3 months - Adults	84	602	14.0%	14.7%	15.2%	15.9%
% of FP17s for the same patient ID Re-attending between 3 & 9 months - Children	52	107	48.6%	51.5%	59.1%	58.1%
% of FP17s for the same patient ID Re-attending between 3 & 9 months - Adults	301	602	50.0%	47.4%	51.7%	50.6%
% of FP17s for Band 1 Urgent Courses	62	543	11.4%	8.1%	8.0%	9.1%
% of FP17s Relating to Free Repair or Replacements	3	543	0.6%	0.7%	0.8%	0.8%
% of FP17s Relating to Continuations	1	543	0.2%	0.8%	1.0%	1.1%
% of Patients satisfied with the dentistry they have received	1	1	N/A	91.3%	91.5%	91.4%
% of Patients satisfied with the time they had to wait for an appointment	1	1	N/A	90.2%	88.2%	87.7%

* This is based on patients treated on this contract for their most recent course of treatment. Figures in italics indicate the base number of FP17s or Patient Questionnaire responses are less than 100. N/A is shown where the base number of responses is less than 10 during the period. % is calculated as Quantity/Base number*100

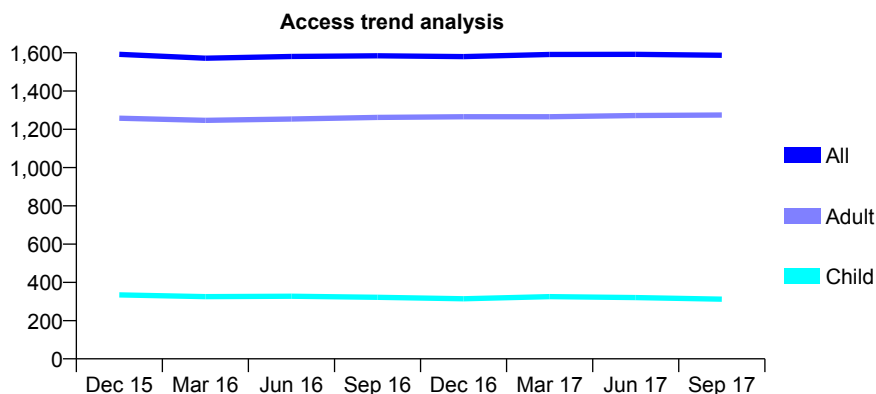
Q54 - Vital Signs At a Glance Contract Report for 909386/0001 - September 2017

Name or company name	MR AN HARGREAVES
Contract type name	GDS Contract
Purpose of contract	General
Contract start date	01/04/2006
Contract end date	

17/18 Contracted general activity (UDA)	4,635
Carry forward general activity (UDA)	-12
17/18 Contracted orthodontic activity (UOA)	0
Carry forward orthodontic activity (UOA)	0
Baseline contract value	£133,464.77

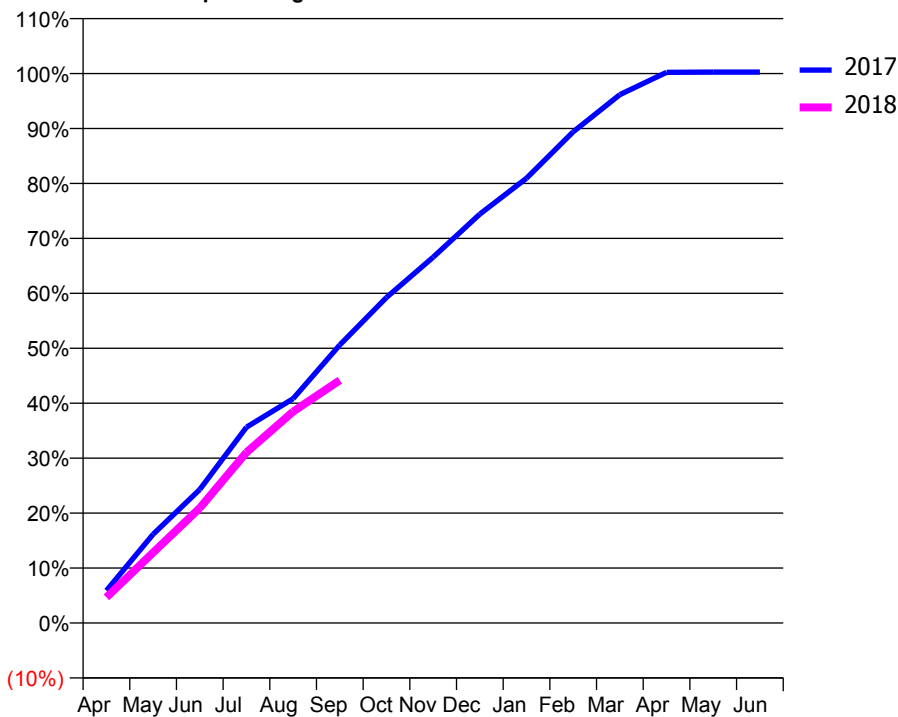
ACCESS*

Patients seen in 24 months	Total	Change since previous quarter
Quarter ending September 2016	1,584	
Quarter ending December 2016	1,580	→
Quarter ending March 2017	1,591	→
Quarter ending June 2017	1,592	→
Quarter ending September 2017	1,587	→
Variance since September 2016	0.2%	→



ACTIVITY

Cumulative percentage of contracted UDA delivered 2017 & 2018



Month	Adjusted Scheduled Activity (UDA)	
	2017	2018
April	274	217
May	748	595
June	1,127	970
July	1,652	1,440
August	1,892	1,784
September	2,345	2,048
October	2,746	
November	3,086	
December	3,449	
January	3,752	
February	4,143	
March	4,456	
April	4,645	
May	4,647	
June	4,647	

QUALITY

	Quantity	Base Number	Contract	AT	Region	England
% of FP17s for the same patient ID Re-attending within 3 months - Children	5	274	1.8%	9.9%	11.6%	11.9%
% of FP17s for the same patient ID Re-attending within 3 months - Adults	53	908	5.8%	14.7%	15.2%	15.9%
% of FP17s for the same patient ID Re-attending between 3 & 9 months - Children	209	274	76.3%	51.5%	59.1%	58.1%
% of FP17s for the same patient ID Re-attending between 3 & 9 months - Adults	615	908	67.7%	47.4%	51.7%	50.6%
% of FP17s for Band 1 Urgent Courses	23	1,078	2.1%	8.1%	8.0%	9.1%
% of FP17s Relating to Free Repair or Replacements	0	1,078	0.0%	0.7%	0.8%	0.8%
% of FP17s Relating to Continuations	10	1,078	0.9%	0.8%	1.0%	1.1%
% of Patients satisfied with the dentistry they have received	2	2	N/A	91.3%	91.5%	91.4%
% of Patients satisfied with the time they had to wait for an appointment	2	2	N/A	90.2%	88.2%	87.7%

* This is based on patients treated on this contract for their most recent course of treatment. Figures in italics indicate the base number of FP17s or Patient Questionnaire responses are less than 100. N/A is shown where the base number of responses is less than 10 during the period. % is calculated as Quantity/Base number*100

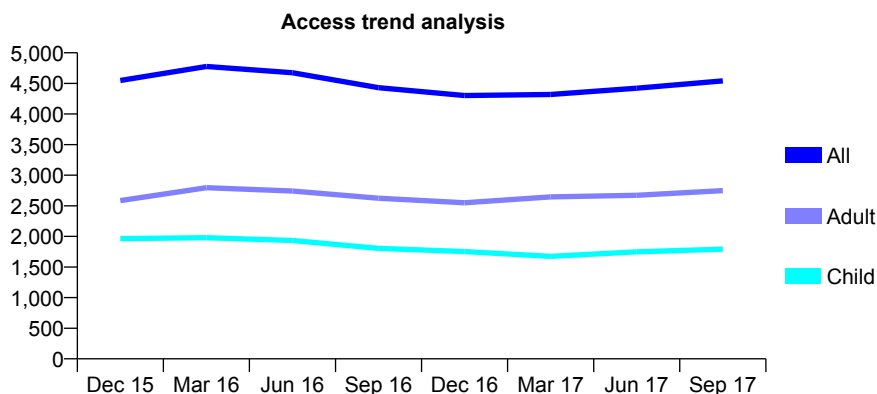
Q54 - Vital Signs At a Glance Contract Report for 913286/0002 - September 2017

Name or company name	MR GE FICKERT
Contract type name	GDS Contract
Purpose of contract	General
Contract start date	01/04/2006
Contract end date	

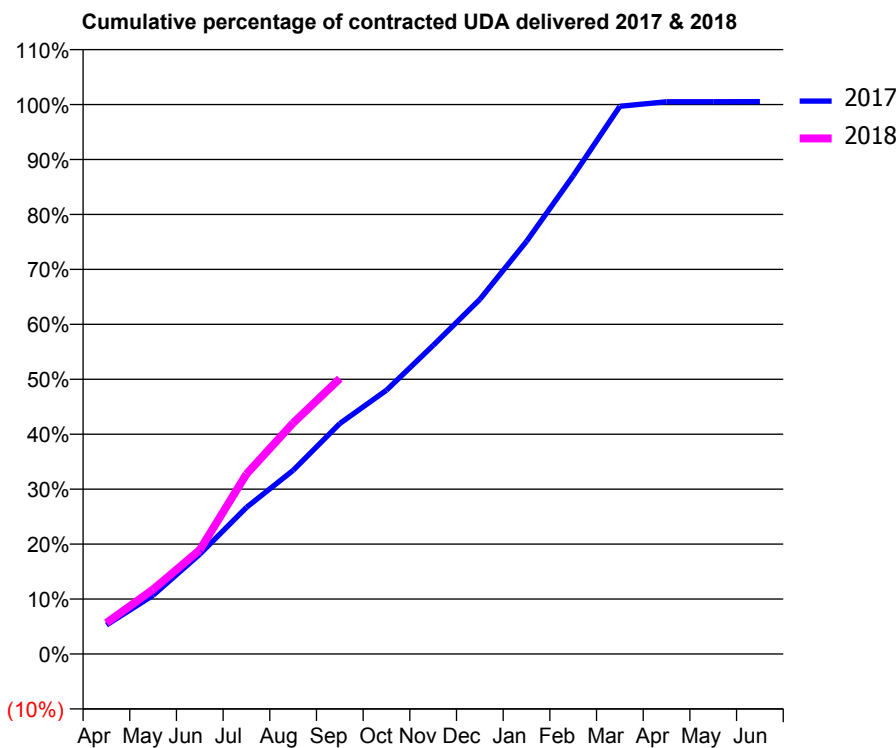
17/18 Contracted general activity (UDA)	14,799
Carry forward general activity (UDA)	-78
17/18 Contracted orthodontic activity (UOA)	0
Carry forward orthodontic activity (UOA)	0
Baseline contract value	£365,827.09

ACCESS*

Patients seen in 24 months	Total	Change since previous quarter
Quarter ending September 2016	4,430	
Quarter ending December 2016	4,302	↓
Quarter ending March 2017	4,319	→
Quarter ending June 2017	4,421	↑
Quarter ending September 2017	4,541	↑
Variance since September 2016	2.5%	↑



ACTIVITY



Month	Adjusted Scheduled Activity (UDA)	
	2017	2018
April	782	838
May	1,581	1,739
June	2,690	2,803
July	3,947	4,845
August	4,948	6,223
September	6,209	7,418
October	7,105	
November	8,311	
December	9,550	
January	11,112	
February	12,881	
March	14,751	
April	14,872	
May	14,873	
June	14,876	

QUALITY

	Quantity	Base Number	Contract	AT	Region	England
% of FP17s for the same patient ID Re-attending within 3 months - Children	62	1,189	5.2%	9.9%	11.6%	11.9%
% of FP17s for the same patient ID Re-attending within 3 months - Adults	198	1,273	15.6%	14.7%	15.2%	15.9%
% of FP17s for the same patient ID Re-attending between 3 & 9 months - Children	595	1,189	50.0%	51.5%	59.1%	58.1%
% of FP17s for the same patient ID Re-attending between 3 & 9 months - Adults	499	1,273	39.2%	47.4%	51.7%	50.6%
% of FP17s for Band 1 Urgent Courses	175	2,407	7.3%	8.1%	8.0%	9.1%
% of FP17s Relating to Free Repair or Replacements	10	2,407	0.4%	0.7%	0.8%	0.8%
% of FP17s Relating to Continuations	7	2,407	0.3%	0.8%	1.0%	1.1%
% of Patients satisfied with the dentistry they have received	6	6	N/A	91.3%	91.5%	91.4%
% of Patients satisfied with the time they had to wait for an appointment	5	6	N/A	90.2%	88.2%	87.7%

* This is based on patients treated on this contract for their most recent course of treatment. Figures in italics indicate the base number of FP17s or Patient Questionnaire responses are less than 100. N/A is shown where the base number of responses is less than 10 during the period. % is calculated as Quantity/Base number*100

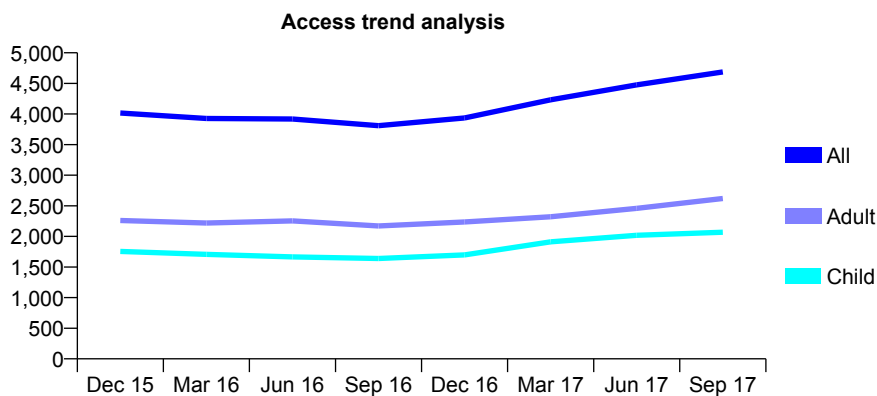
Q54 - Vital Signs At a Glance Contract Report for 913286/0003 - September 2017

Name or company name	MR GE FICKERT
Contract type name	GDS Contract
Purpose of contract	General
Contract start date	01/04/2006
Contract end date	

17/18 Contracted general activity (UDA)	13,657
Carry forward general activity (UDA)	-162
17/18 Contracted orthodontic activity (UOA)	0
Carry forward orthodontic activity (UOA)	0
Baseline contract value	£375,220.44

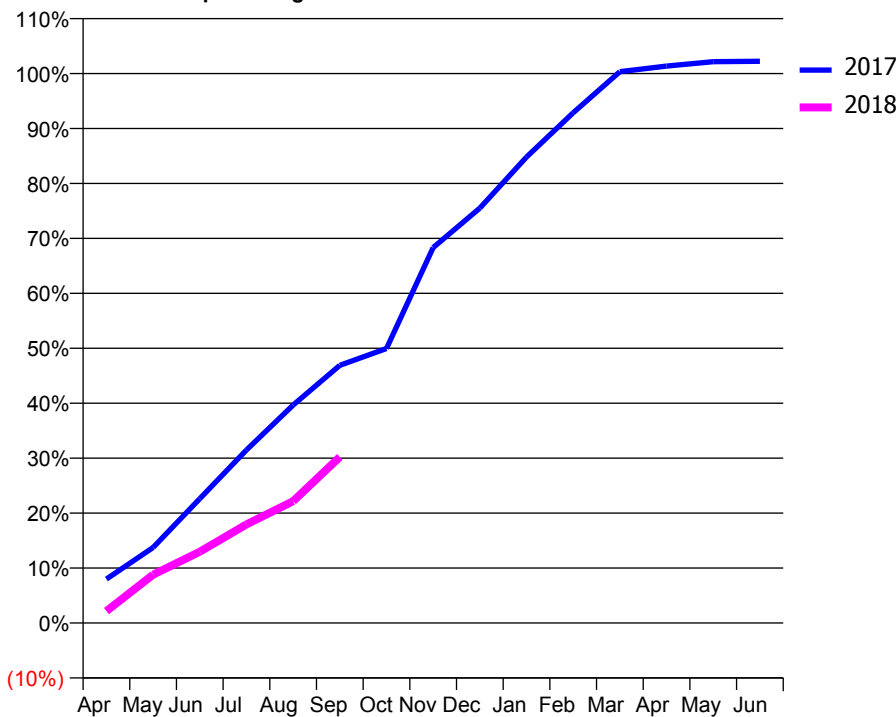
ACCESS*

Patients seen in 24 months	Total	Change since previous quarter
Quarter ending September 2016	3,809	
Quarter ending December 2016	3,935	↑
Quarter ending March 2017	4,233	↑
Quarter ending June 2017	4,477	↑
Quarter ending September 2017	4,687	↑
Variance since September 2016	23.1%	↑



ACTIVITY

Cumulative percentage of contracted UDA delivered 2017 & 2018



Month	Adjusted Scheduled Activity (UDA)	
	2017	2018
April	644	297
May	1,107	1,201
June	1,824	1,770
July	2,537	2,451
August	3,197	3,026
September	3,780	4,126
October	4,027	
November	5,507	
December	6,085	
January	6,836	
February	7,483	
March	8,087	
April	8,168	
May	8,233	
June	8,239	

QUALITY

	Quantity	Base Number	Contract	AT	Region	England
% of FP17s for the same patient ID Re-attending within 3 months - Children	93	1,305	7.1%	9.9%	11.6%	11.9%
% of FP17s for the same patient ID Re-attending within 3 months - Adults	191	1,411	13.5%	14.7%	15.2%	15.9%
% of FP17s for the same patient ID Re-attending between 3 & 9 months - Children	461	1,305	35.3%	51.5%	59.1%	58.1%
% of FP17s for the same patient ID Re-attending between 3 & 9 months - Adults	338	1,411	24.0%	47.4%	51.7%	50.6%
% of FP17s for Band 1 Urgent Courses	227	1,673	13.6%	8.1%	8.0%	9.1%
% of FP17s Relating to Free Repair or Replacements	0	1,673	0.0%	0.7%	0.8%	0.8%
% of FP17s Relating to Continuations	0	1,673	0.0%	0.8%	1.0%	1.1%
% of Patients satisfied with the dentistry they have received	0	0	N/A	91.3%	91.5%	91.4%
% of Patients satisfied with the time they had to wait for an appointment	0	0	N/A	90.2%	88.2%	87.7%

* This is based on patients treated on this contract for their most recent course of treatment. Figures in italics indicate the base number of FP17s or Patient Questionnaire responses are less than 100. N/A is shown where the base number of responses is less than 10 during the period. % is calculated as Quantity/Base number*100

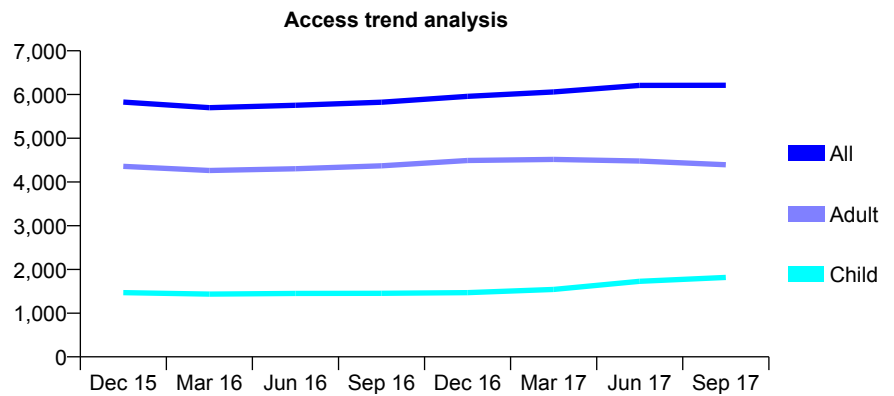
Q54 - Vital Signs At a Glance Contract Report for 913286/0007 - September 2017

Name or company name	MR GE FICKERT
Contract type name	GDS Contract
Purpose of contract	General
Contract start date	01/04/2009
Contract end date	

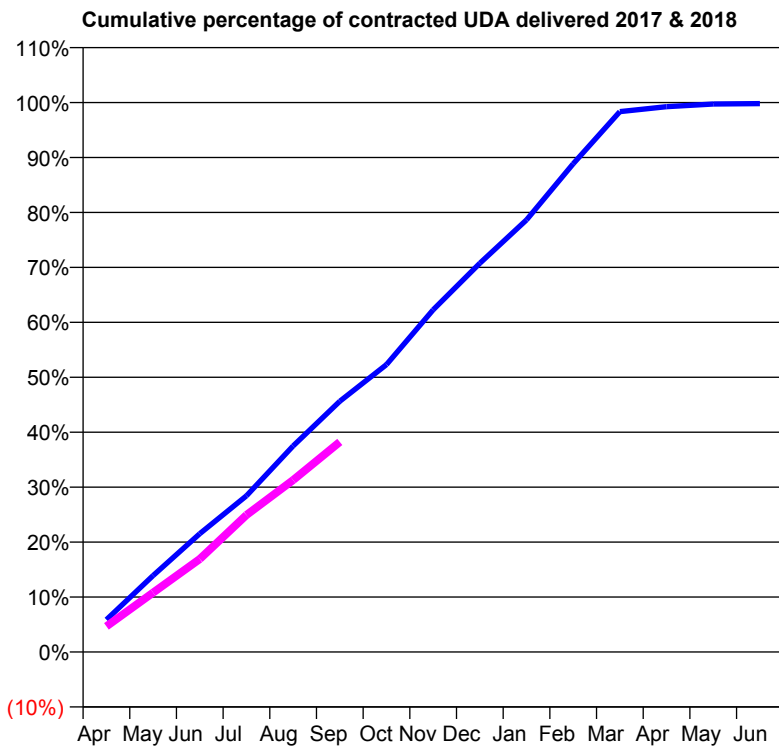
17/18 Contracted general activity (UDA)	19,254
Carry forward general activity (UDA)	40
17/18 Contracted orthodontic activity (UOA)	0
Carry forward orthodontic activity (UOA)	0
Baseline contract value	£484,134.96

ACCESS*

Patients seen in 24 months	Total	Change since previous quarter
Quarter ending September 2016	5,823	
Quarter ending December 2016	5,959	↑
Quarter ending March 2017	6,059	→
Quarter ending June 2017	6,208	↑
Quarter ending September 2017	6,211	→
Variance since September 2016	6.7%	↑



ACTIVITY



Month	Adjusted Scheduled Activity (UDA)	
	2017	2018
April	1,133	902
May	2,680	2,080
June	4,149	3,257
July	5,472	4,799
August	7,220	6,023
September	8,788	7,362
October	10,070	
November	11,992	
December	13,624	
January	15,141	
February	17,108	
March	18,934	
April	19,109	
May	19,202	
June	19,213	

QUALITY

	Quantity	Base Number	Contract	AT	Region	England
% of FP17s for the same patient ID Re-attending within 3 months - Children	92	1,292	7.1%	9.9%	11.6%	11.9%
% of FP17s for the same patient ID Re-attending within 3 months - Adults	360	2,570	14.0%	14.7%	15.2%	15.9%
% of FP17s for the same patient ID Re-attending between 3 & 9 months - Children	615	1,292	47.6%	51.5%	59.1%	58.1%
% of FP17s for the same patient ID Re-attending between 3 & 9 months - Adults	1,213	2,570	47.2%	47.4%	51.7%	50.6%
% of FP17s for Band 1 Urgent Courses	349	3,385	10.3%	8.1%	8.0%	9.1%
% of FP17s Relating to Free Repair or Replacements	34	3,385	1.0%	0.7%	0.8%	0.8%
% of FP17s Relating to Continuations	11	3,385	0.3%	0.8%	1.0%	1.1%
% of Patients satisfied with the dentistry they have received	4	5	N/A	91.3%	91.5%	91.4%
% of Patients satisfied with the time they had to wait for an appointment	5	5	N/A	90.2%	88.2%	87.7%

* This is based on patients treated on this contract for their most recent course of treatment. Figures in italics indicate the base number of FP17s or Patient Questionnaire responses are less than 100. N/A is shown where the base number of responses is less than 10 during the period. % is calculated as Quantity/Base number*100

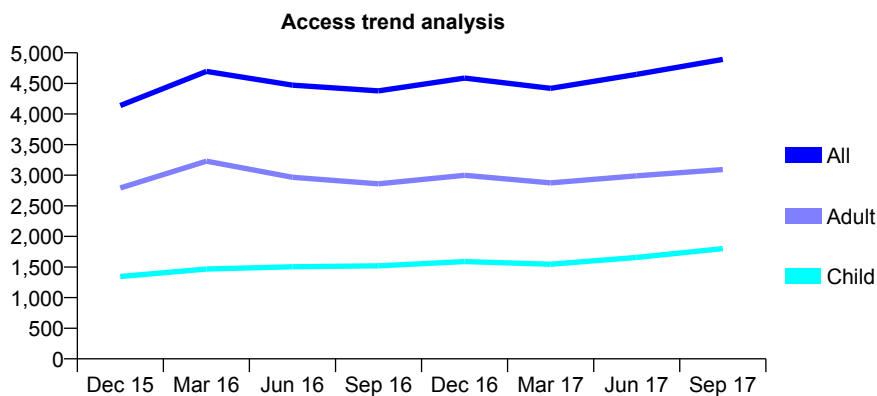
Q54 - Vital Signs At a Glance Contract Report for 913286/0010 - September 2017

Name or company name	MR GE FICKERT
Contract type name	GDS Contract
Purpose of contract	General
Contract start date	30/04/2013
Contract end date	

17/18 Contracted general activity (UDA)	12,869
Carry forward general activity (UDA)	-127
17/18 Contracted orthodontic activity (UOA)	0
Carry forward orthodontic activity (UOA)	0
Baseline contract value	£333,180.64

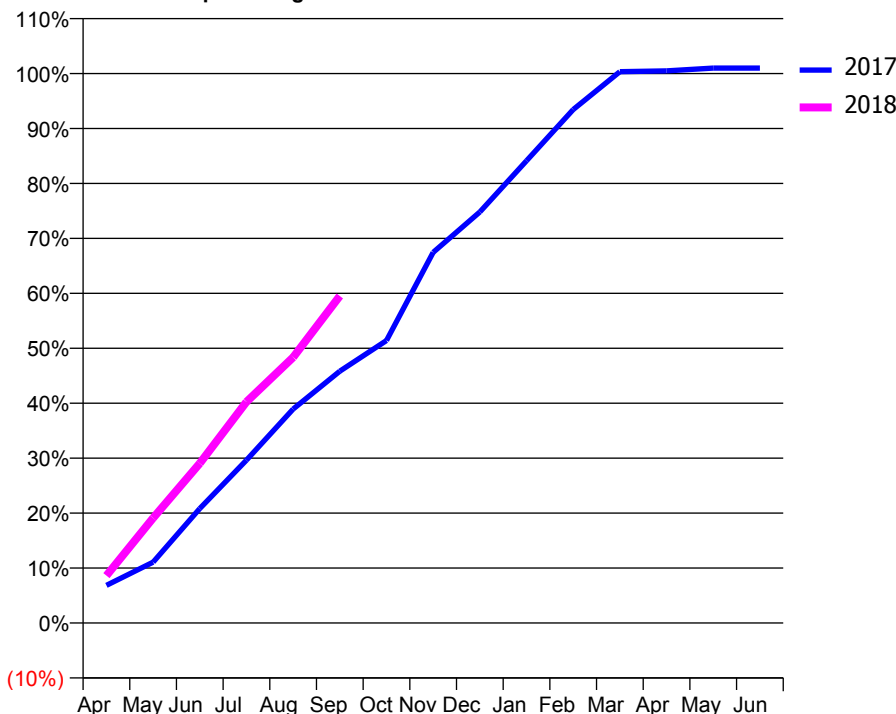
ACCESS*

Patients seen in 24 months	Total	Change since previous quarter
Quarter ending September 2016	4,378	
Quarter ending December 2016	4,588	↑
Quarter ending March 2017	4,420	↓
Quarter ending June 2017	4,648	↑
Quarter ending September 2017	4,893	↑
Variance since September 2016	11.8%	↑



ACTIVITY

Cumulative percentage of contracted UDA delivered 2017 & 2018



Month	Adjusted Scheduled Activity (UDA)	
	2017	2018
April	883	1,109
May	1,425	2,459
June	2,681	3,739
July	3,815	5,178
August	5,012	6,224
September	5,899	7,659
October	6,615	
November	8,681	
December	9,626	
January	10,827	
February	12,024	
March	12,912	
April	12,931	
May	12,996	
June	12,996	

QUALITY

	Quantity	Base Number	Contract	AT	Region	England
% of FP17s for the same patient ID Re-attending within 3 months - Children	68	1,314	5.2%	9.9%	11.6%	11.9%
% of FP17s for the same patient ID Re-attending within 3 months - Adults	236	1,666	14.2%	14.7%	15.2%	15.9%
% of FP17s for the same patient ID Re-attending between 3 & 9 months - Children	616	1,314	46.9%	51.5%	59.1%	58.1%
% of FP17s for the same patient ID Re-attending between 3 & 9 months - Adults	623	1,666	37.4%	47.4%	51.7%	50.6%
% of FP17s for Band 1 Urgent Courses	211	2,963	7.1%	8.1%	8.0%	9.1%
% of FP17s Relating to Free Repair or Replacements	2	2,963	0.1%	0.7%	0.8%	0.8%
% of FP17s Relating to Continuations	0	2,963	0.0%	0.8%	1.0%	1.1%
% of Patients satisfied with the dentistry they have received	3	3	N/A	91.3%	91.5%	91.4%
% of Patients satisfied with the time they had to wait for an appointment	1	3	N/A	90.2%	88.2%	87.7%

* This is based on patients treated on this contract for their most recent course of treatment. Figures in italics indicate the base number of FP17s or Patient Questionnaire responses are less than 100. N/A is shown where the base number of responses is less than 10 during the period. % is calculated as Quantity/Base number*100

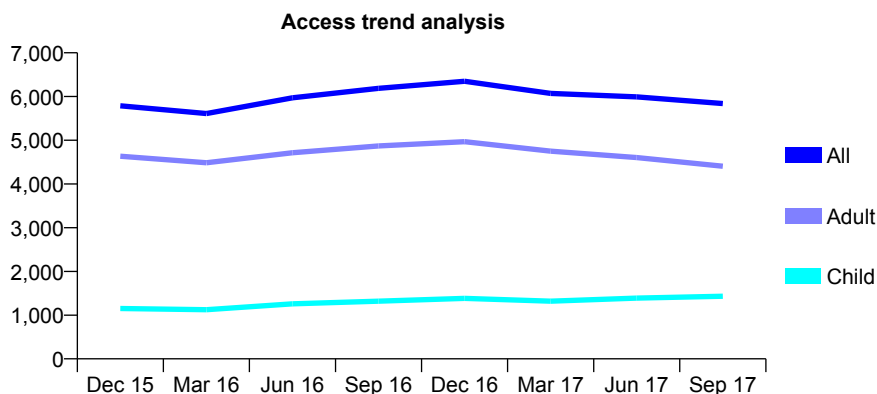
Q54 - Vital Signs At a Glance Contract Report for 913286/0011 - September 2017

Name or company name	MR GE FICKERT
Contract type name	GDS Contract
Purpose of contract	General
Contract start date	01/07/2013
Contract end date	

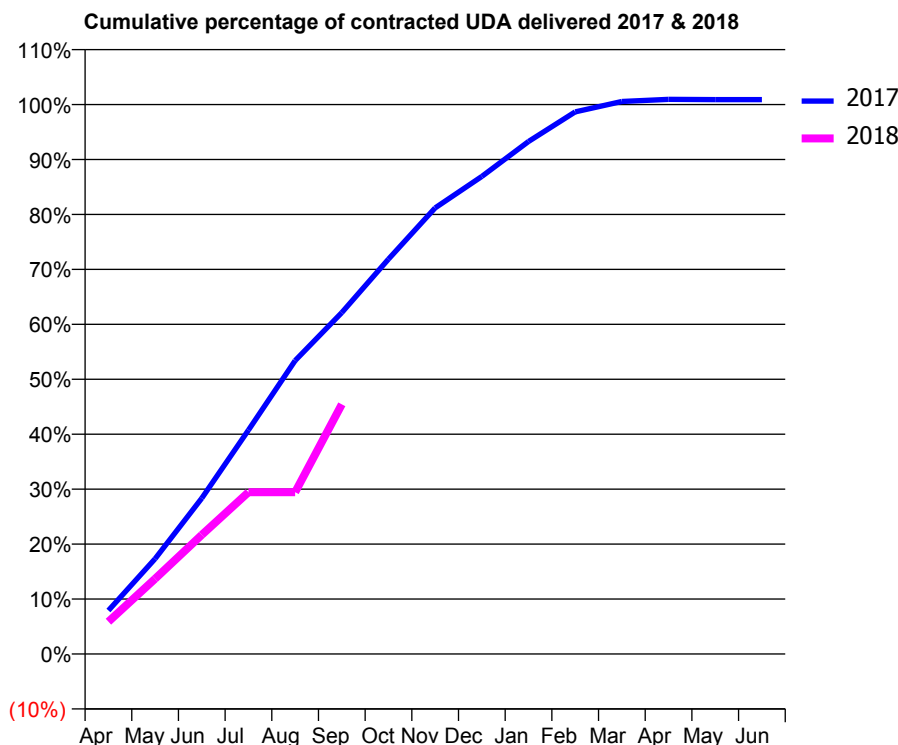
17/18 Contracted general activity (UDA)	15,442
Carry forward general activity (UDA)	-139
17/18 Contracted orthodontic activity (UOA)	0
Carry forward orthodontic activity (UOA)	0
Baseline contract value	£344,262.85

ACCESS*

Patients seen in 24 months	Total	Change since previous quarter
Quarter ending September 2016	6,187	
Quarter ending December 2016	6,349	↑
Quarter ending March 2017	6,070	↓
Quarter ending June 2017	5,992	↓
Quarter ending September 2017	5,840	↓
Variance since September 2016	(5.6%)	↓



ACTIVITY



Month	Adjusted Scheduled Activity (UDA)	
	2017	2018
April	1,223	908
May	2,676	2,117
June	4,380	3,349
July	6,293	4,549
August	8,245	4,549
September	9,596	7,015
October	11,097	
November	12,538	
December	13,422	
January	14,405	
February	15,235	
March	15,529	
April	15,588	
May	15,581	
June	15,581	

QUALITY

	Quantity	Base Number	Contract	AT	Region	England
% of FP17s for the same patient ID Re-attending within 3 months - Children	64	1,073	6.0%	9.9%	11.6%	11.9%
% of FP17s for the same patient ID Re-attending within 3 months - Adults	274	2,032	13.5%	14.7%	15.2%	15.9%
% of FP17s for the same patient ID Re-attending between 3 & 9 months - Children	473	1,073	44.1%	51.5%	59.1%	58.1%
% of FP17s for the same patient ID Re-attending between 3 & 9 months - Adults	711	2,032	35.0%	47.4%	51.7%	50.6%
% of FP17s for Band 1 Urgent Courses	395	3,069	12.9%	8.1%	8.0%	9.1%
% of FP17s Relating to Free Repair or Replacements	29	3,069	0.9%	0.7%	0.8%	0.8%
% of FP17s Relating to Continuations	2	3,069	0.1%	0.8%	1.0%	1.1%
% of Patients satisfied with the dentistry they have received	3	4	N/A	91.3%	91.5%	91.4%
% of Patients satisfied with the time they had to wait for an appointment	3	4	N/A	90.2%	88.2%	87.7%

* This is based on patients treated on this contract for their most recent course of treatment. Figures in italics indicate the base number of FP17s or Patient Questionnaire responses are less than 100. N/A is shown where the base number of responses is less than 10 during the period. % is calculated as Quantity/Base number*100

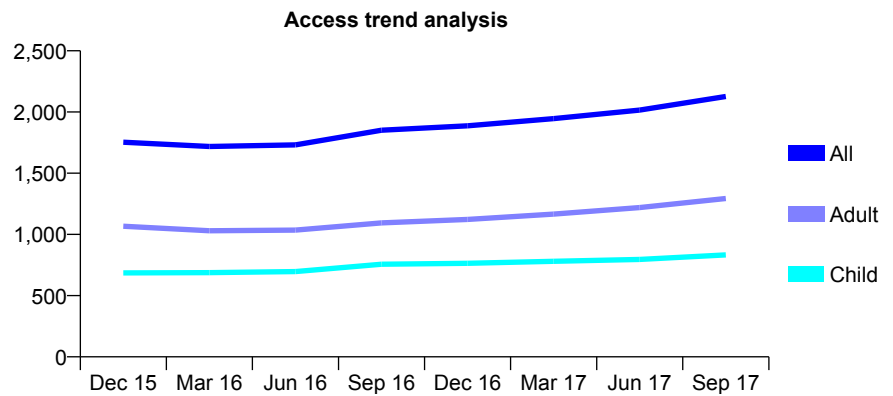
Q54 - Vital Signs At a Glance Contract Report for 913618/0001 - September 2017

Name or company name	Mere Green Dental
Contract type name	GDS Contract
Purpose of contract	General and Orthodontic
Contract start date	01/04/2006
Contract end date	

17/18 Contracted general activity (UDA)	5,306
Carry forward general activity (UDA)	-103
17/18 Contracted orthodontic activity (UOA)	959
Carry forward orthodontic activity (UOA)	-19
Baseline contract value	£194,799.20

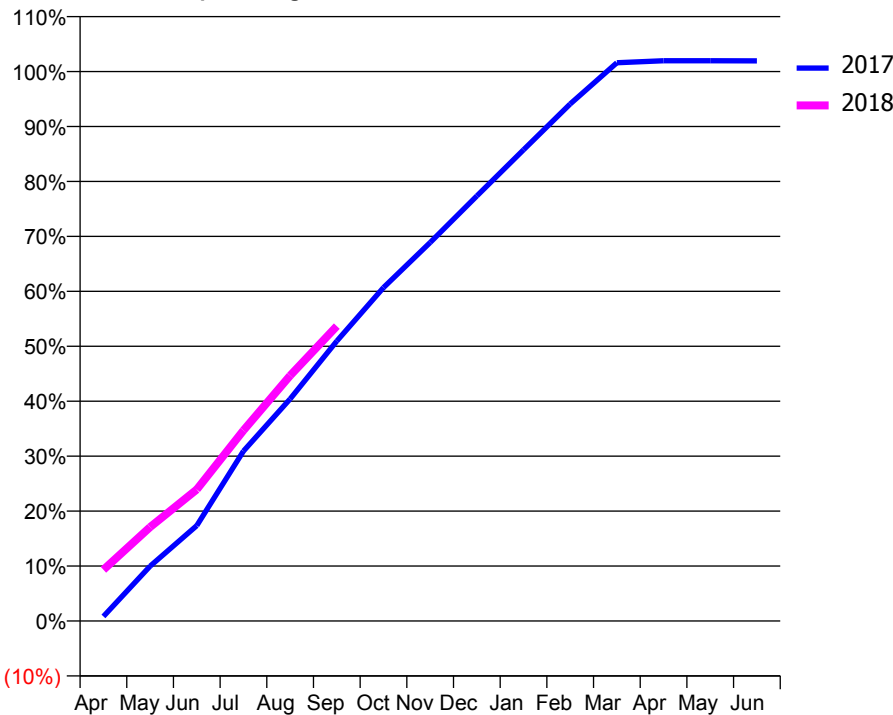
ACCESS*

Patients seen in 24 months	Total	Change since previous quarter
Quarter ending September 2016	1,851	
Quarter ending December 2016	1,887	→
Quarter ending March 2017	1,946	↑
Quarter ending June 2017	2,016	↑
Quarter ending September 2017	2,127	↑
Variance since September 2016	14.9%	↑



ACTIVITY

Cumulative percentage of contracted UDA delivered 2017 & 2018



Month	Adjusted Scheduled Activity (UDA)	
	2017	2018
April	45	495
May	530	908
June	921	1,270
July	1,642	1,840
August	2,145	2,370
September	2,703	2,847
October	3,220	
November	3,655	
December	4,105	
January	4,550	
February	4,992	
March	5,391	
April	5,410	
May	5,410	
June	5,409	

QUALITY

	Quantity	Base Number	Contract	AT	Region	England
% of FP17s for the same patient ID Re-attending within 3 months - Children	60	620	9.7%	9.9%	11.6%	11.9%
% of FP17s for the same patient ID Re-attending within 3 months - Adults	107	829	12.9%	14.7%	15.2%	15.9%
% of FP17s for the same patient ID Re-attending between 3 & 9 months - Children	301	620	48.5%	51.5%	59.1%	58.1%
% of FP17s for the same patient ID Re-attending between 3 & 9 months - Adults	364	829	43.9%	47.4%	51.7%	50.6%
% of FP17s for Band 1 Urgent Courses	131	1,338	9.8%	8.1%	8.0%	9.1%
% of FP17s Relating to Free Repair or Replacements	4	1,338	0.3%	0.7%	0.8%	0.8%
% of FP17s Relating to Continuations	0	1,338	0.0%	0.8%	1.0%	1.1%
% of Patients satisfied with the dentistry they have received	3	3	N/A	91.3%	91.5%	91.4%
% of Patients satisfied with the time they had to wait for an appointment	3	3	N/A	90.2%	88.2%	87.7%

* This is based on patients treated on this contract for their most recent course of treatment. Figures in italics indicate the base number of FP17s or Patient Questionnaire responses are less than 100. N/A is shown where the base number of responses is less than 10 during the period. % is calculated as Quantity/Base number*100

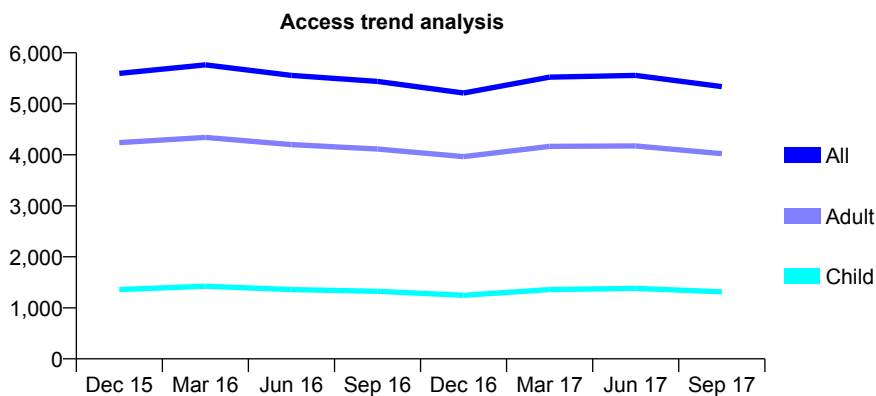
Q54 - Vital Signs At a Glance Contract Report for 921025/0001 - September 2017

Name or company name	MR S KUMAR
Contract type name	GDS Contract
Purpose of contract	General
Contract start date	06/04/2007
Contract end date	

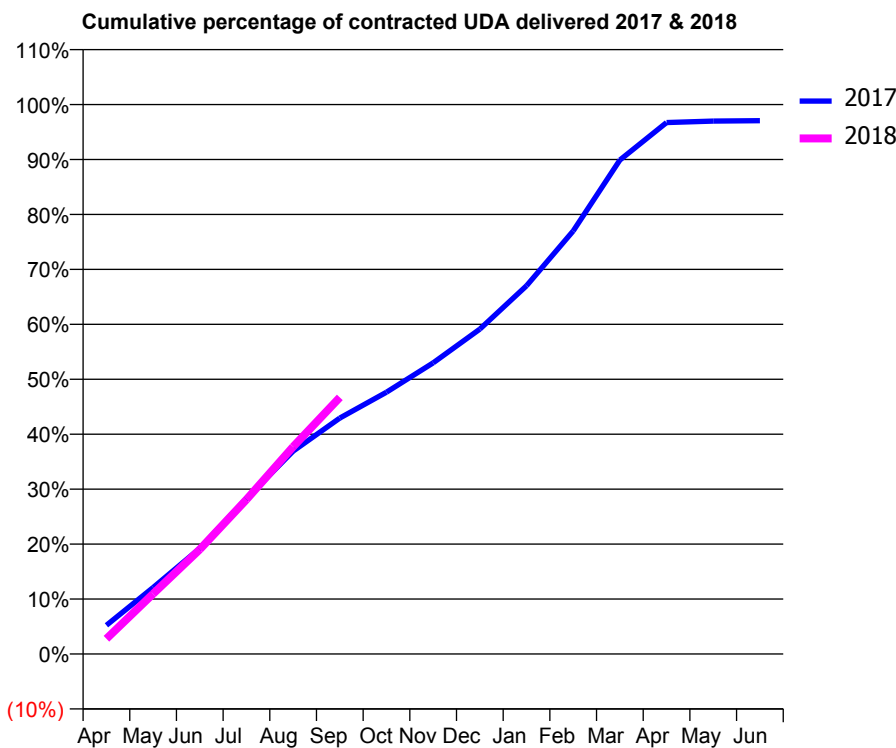
17/18 Contracted general activity (UDA)	17,992
Carry forward general activity (UDA)	530
17/18 Contracted orthodontic activity (UOA)	0
Carry forward orthodontic activity (UOA)	0
Baseline contract value	£417,932.60

ACCESS*

Patients seen in 24 months	Total	Change since previous quarter
Quarter ending September 2016	5,439	
Quarter ending December 2016	5,211	↓
Quarter ending March 2017	5,524	↑
Quarter ending June 2017	5,558	→
Quarter ending September 2017	5,336	↓
Variance since September 2016	(1.9%)	↓



ACTIVITY



Month	Adjusted Scheduled Activity (UDA)	
	2017	2018
April	942	500
May	2,176	1,971
June	3,458	3,426
July	5,089	5,056
August	6,642	6,786
September	7,726	8,402
October	8,571	
November	9,534	
December	10,637	
January	12,056	
February	13,850	
March	16,173	
April	17,403	
May	17,448	
June	17,461	

QUALITY

	Quantity	Base Number	Contract	AT	Region	England
% of FP17s for the same patient ID Re-attending within 3 months - Children	66	950	6.9%	9.9%	11.6%	11.9%
% of FP17s for the same patient ID Re-attending within 3 months - Adults	509	2,755	18.5%	14.7%	15.2%	15.9%
% of FP17s for the same patient ID Re-attending between 3 & 9 months - Children	511	950	53.8%	51.5%	59.1%	58.1%
% of FP17s for the same patient ID Re-attending between 3 & 9 months - Adults	1,254	2,755	45.5%	47.4%	51.7%	50.6%
% of FP17s for Band 1 Urgent Courses	134	3,325	4.0%	8.1%	8.0%	9.1%
% of FP17s Relating to Free Repair or Replacements	134	3,325	4.0%	0.7%	0.8%	0.8%
% of FP17s Relating to Continuations	52	3,325	1.6%	0.8%	1.0%	1.1%
% of Patients satisfied with the dentistry they have received	7	7	N/A	91.3%	91.5%	91.4%
% of Patients satisfied with the time they had to wait for an appointment	5	7	N/A	90.2%	88.2%	87.7%

* This is based on patients treated on this contract for their most recent course of treatment. Figures in italics indicate the base number of FP17s or Patient Questionnaire responses are less than 100. N/A is shown where the base number of responses is less than 10 during the period. % is calculated as Quantity/Base number*100

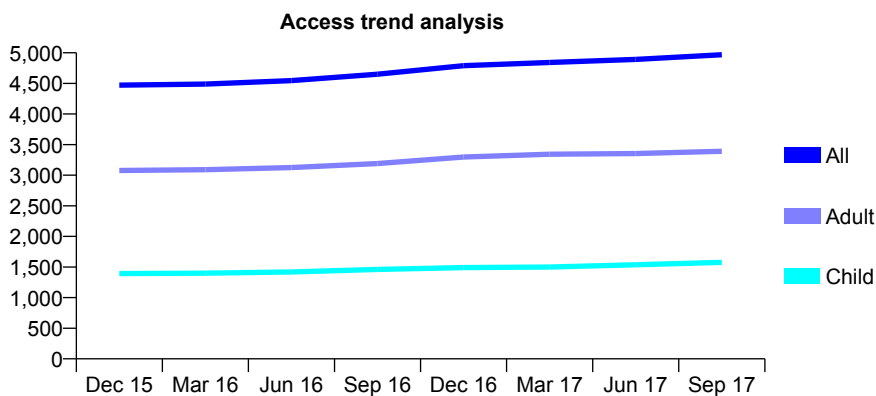
Q54 - Vital Signs At a Glance Contract Report for 921408/0001 - September 2017

Name or company name	MRS AK KHATKAR
Contract type name	GDS Contract
Purpose of contract	General
Contract start date	01/04/2006
Contract end date	

17/18 Contracted general activity (UDA)	8,640
Carry forward general activity (UDA)	-15
17/18 Contracted orthodontic activity (UOA)	0
Carry forward orthodontic activity (UOA)	0
Baseline contract value	£208,978.16

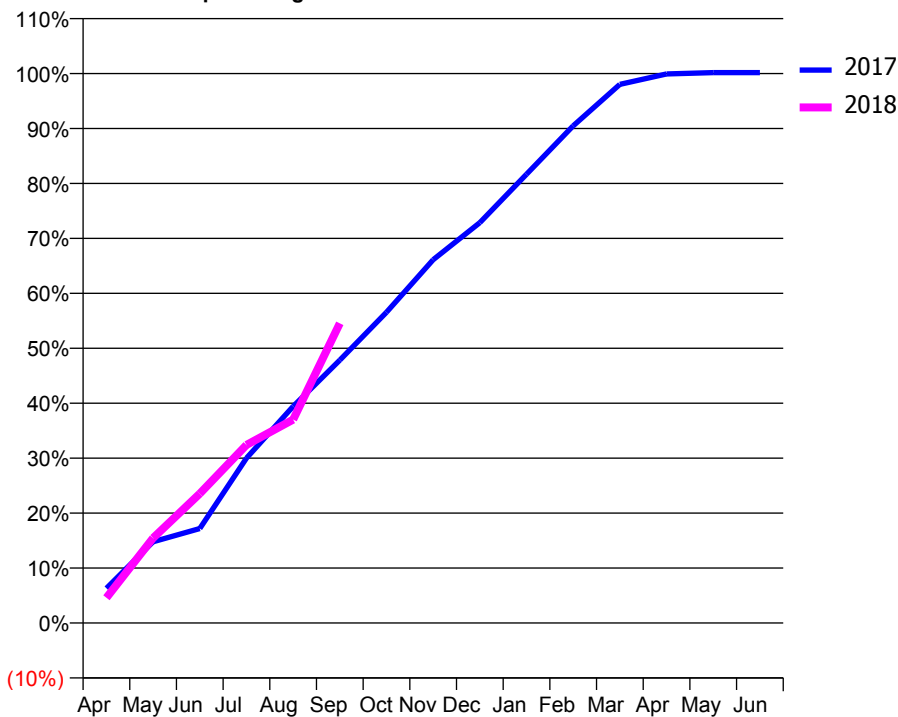
ACCESS*

Patients seen in 24 months	Total	Change since previous quarter
Quarter ending September 2016	4,650	
Quarter ending December 2016	4,789	↑
Quarter ending March 2017	4,842	→
Quarter ending June 2017	4,892	→
Quarter ending September 2017	4,968	→
Variance since September 2016	6.8%	↑



ACTIVITY

Cumulative percentage of contracted UDA delivered 2017 & 2018



Month	Adjusted Scheduled Activity (UDA)	
	2017	2018
April	546	398
May	1,278	1,337
June	1,485	2,034
July	2,593	2,800
August	3,407	3,199
September	4,134	4,712
October	4,887	
November	5,712	
December	6,295	
January	7,057	
February	7,817	
March	8,470	
April	8,633	
May	8,653	
June	8,654	

QUALITY

	Quantity	Base Number	Contract	AT	Region	England
% of FP17s for the same patient ID Re-attending within 3 months - Children	62	1,200	5.2%	9.9%	11.6%	11.9%
% of FP17s for the same patient ID Re-attending within 3 months - Adults	193	1,988	9.7%	14.7%	15.2%	15.9%
% of FP17s for the same patient ID Re-attending between 3 & 9 months - Children	771	1,200	64.3%	51.5%	59.1%	58.1%
% of FP17s for the same patient ID Re-attending between 3 & 9 months - Adults	788	1,988	39.6%	47.4%	51.7%	50.6%
% of FP17s for Band 1 Urgent Courses	164	2,644	6.2%	8.1%	8.0%	9.1%
% of FP17s Relating to Free Repair or Replacements	23	2,644	0.9%	0.7%	0.8%	0.8%
% of FP17s Relating to Continuations	9	2,644	0.3%	0.8%	1.0%	1.1%
% of Patients satisfied with the dentistry they have received	1	2	N/A	91.3%	91.5%	91.4%
% of Patients satisfied with the time they had to wait for an appointment	1	2	N/A	90.2%	88.2%	87.7%

* This is based on patients treated on this contract for their most recent course of treatment. Figures in italics indicate the base number of FP17s or Patient Questionnaire responses are less than 100. N/A is shown where the base number of responses is less than 10 during the period. % is calculated as Quantity/Base number*100

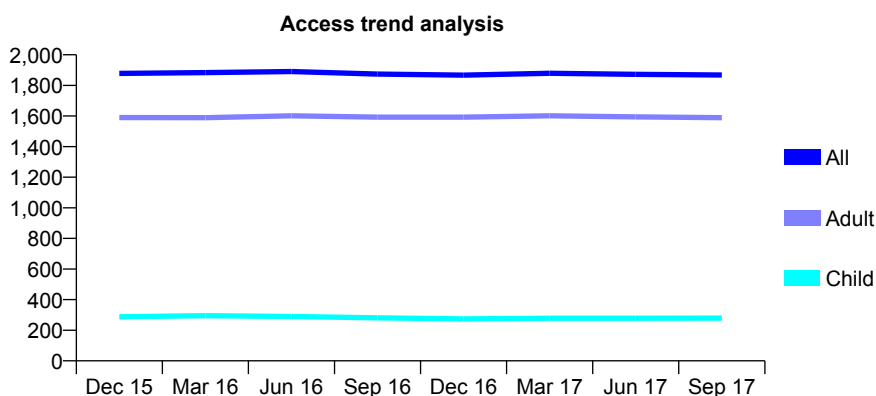
Q54 - Vital Signs At a Glance Contract Report for 924822/0002 - September 2017

Name or company name	Rai Dental Surgery
Contract type name	GDS Contract
Purpose of contract	General
Contract start date	28/01/2013
Contract end date	

17/18 Contracted general activity (UDA)	6,238
Carry forward general activity (UDA)	-125
17/18 Contracted orthodontic activity (UOA)	0
Carry forward orthodontic activity (UOA)	0
Baseline contract value	£180,530.13

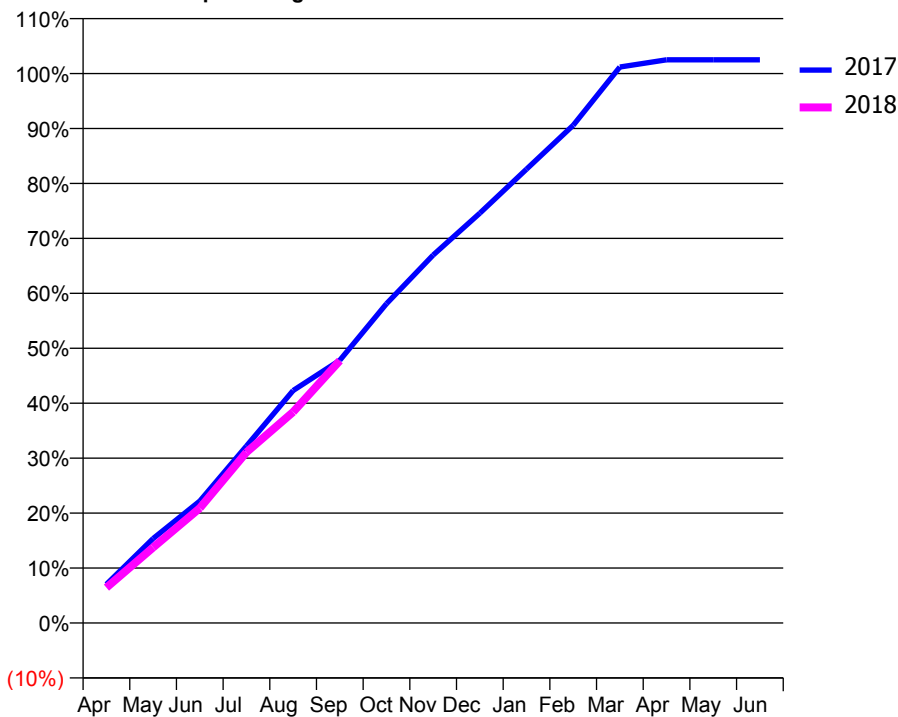
ACCESS*

Patients seen in 24 months	Total	Change since previous quarter
Quarter ending September 2016	1,874	
Quarter ending December 2016	1,867	→
Quarter ending March 2017	1,879	→
Quarter ending June 2017	1,872	→
Quarter ending September 2017	1,868	→
Variance since September 2016	(0.3%)	→



ACTIVITY

Cumulative percentage of contracted UDA delivered 2017 & 2018



Month	Adjusted Scheduled Activity (UDA)	
	2017	2018
April	440	402
May	958	858
June	1,385	1,304
July	2,009	1,939
August	2,639	2,395
September	2,982	2,978
October	3,625	
November	4,177	
December	4,652	
January	5,153	
February	5,651	
March	6,311	
April	6,394	
May	6,394	
June	6,394	

QUALITY

	Quantity	Base Number	Contract	AT	Region	England
% of FP17s for the same patient ID Re-attending within 3 months - Children	10	245	4.1%	9.9%	11.6%	11.9%
% of FP17s for the same patient ID Re-attending within 3 months - Adults	186	1,208	15.4%	14.7%	15.2%	15.9%
% of FP17s for the same patient ID Re-attending between 3 & 9 months - Children	171	245	69.8%	51.5%	59.1%	58.1%
% of FP17s for the same patient ID Re-attending between 3 & 9 months - Adults	811	1,208	67.1%	47.4%	51.7%	50.6%
% of FP17s for Band 1 Urgent Courses	52	1,417	3.7%	8.1%	8.0%	9.1%
% of FP17s Relating to Free Repair or Replacements	4	1,417	0.3%	0.7%	0.8%	0.8%
% of FP17s Relating to Continuations	28	1,417	2.0%	0.8%	1.0%	1.1%
% of Patients satisfied with the dentistry they have received	7	7	N/A	91.3%	91.5%	91.4%
% of Patients satisfied with the time they had to wait for an appointment	7	7	N/A	90.2%	88.2%	87.7%

* This is based on patients treated on this contract for their most recent course of treatment. Figures in italics indicate the base number of FP17s or Patient Questionnaire responses are less than 100. N/A is shown where the base number of responses is less than 10 during the period. % is calculated as Quantity/Base number*100

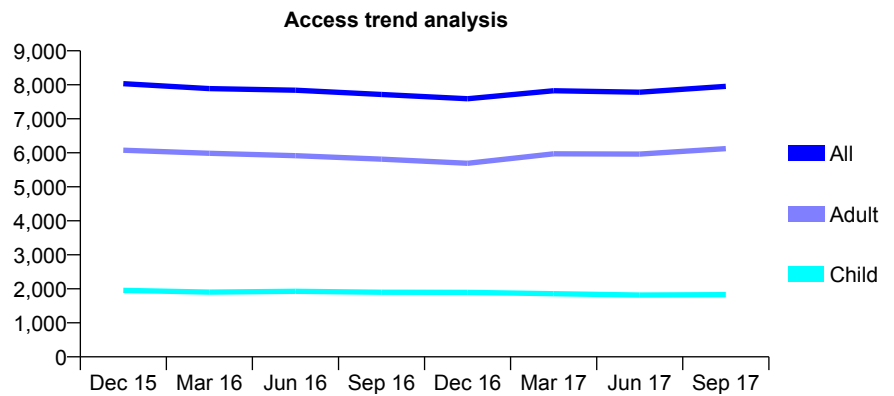
Q54 - Vital Signs At a Glance Contract Report for 925829/0005 - September 2017

Name or company name	MR KS AULAK
Contract type name	PDS Plus Contract
Purpose of contract	General
Contract start date	01/09/2010
Contract end date	31/10/2020

17/18 Contracted general activity (UDA)	22,000
Carry forward general activity (UDA)	0
17/18 Contracted orthodontic activity (UOA)	0
Carry forward orthodontic activity (UOA)	0
Baseline contract value	£320,286.42

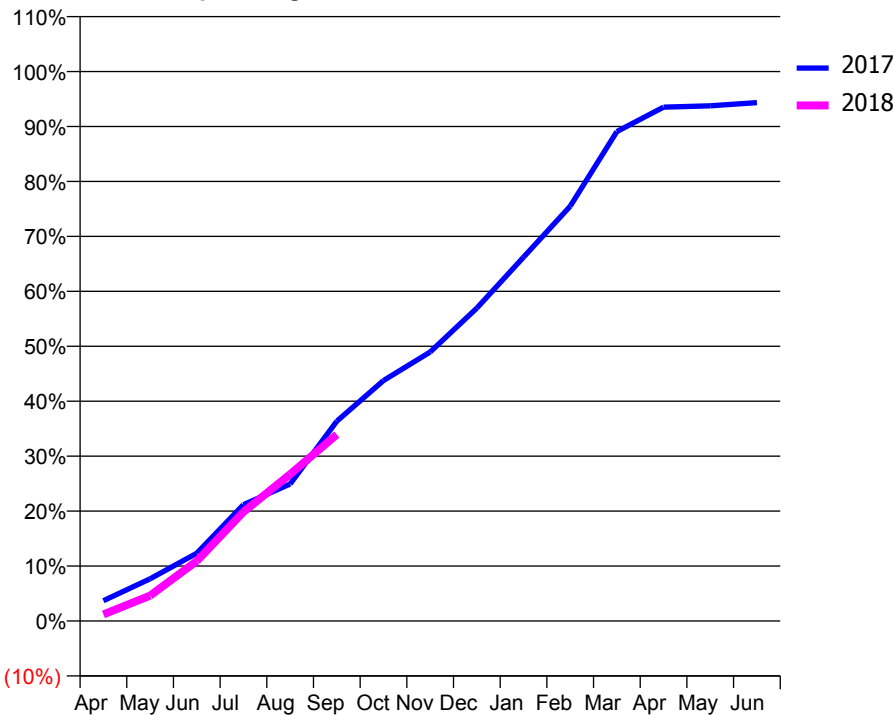
ACCESS*

Patients seen in 24 months	Total	Change since previous quarter
Quarter ending September 2016	7,716	
Quarter ending December 2016	7,592	↓
Quarter ending March 2017	7,826	↑
Quarter ending June 2017	7,782	→
Quarter ending September 2017	7,955	↑
Variance since September 2016	3.1%	↑



ACTIVITY

Cumulative percentage of contracted UDA delivered 2017 & 2018



Month	Adjusted Scheduled Activity (UDA)	
	2017	2018
April	817	265
May	1,691	1,017
June	2,715	2,399
July	4,661	4,369
August	5,486	5,876
September	7,999	7,467
October	9,631	
November	10,770	
December	12,528	
January	14,569	
February	16,607	
March	19,595	
April	20,571	
May	20,628	
June	20,753	

QUALITY

	Quantity	Base Number	Contract	AT	Region	England
% of FP17s for the same patient ID Re-attending within 3 months - Children	106	1,063	10.0%	9.9%	11.6%	11.9%
% of FP17s for the same patient ID Re-attending within 3 months - Adults	420	3,211	13.1%	14.7%	15.2%	15.9%
% of FP17s for the same patient ID Re-attending between 3 & 9 months - Children	422	1,063	39.7%	51.5%	59.1%	58.1%
% of FP17s for the same patient ID Re-attending between 3 & 9 months - Adults	1,011	3,211	31.5%	47.4%	51.7%	50.6%
% of FP17s for Band 1 Urgent Courses	1,103	3,719	29.7%	8.1%	8.0%	9.1%
% of FP17s Relating to Free Repair or Replacements	18	3,719	0.5%	0.7%	0.8%	0.8%
% of FP17s Relating to Continuations	22	3,719	0.6%	0.8%	1.0%	1.1%
% of Patients satisfied with the dentistry they have received	5	5	N/A	91.3%	91.5%	91.4%
% of Patients satisfied with the time they had to wait for an appointment	5	5	N/A	90.2%	88.2%	87.7%

* This is based on patients treated on this contract for their most recent course of treatment. Figures in italics indicate the base number of FP17s or Patient Questionnaire responses are less than 100. N/A is shown where the base number of responses is less than 10 during the period. % is calculated as Quantity/Base number*100

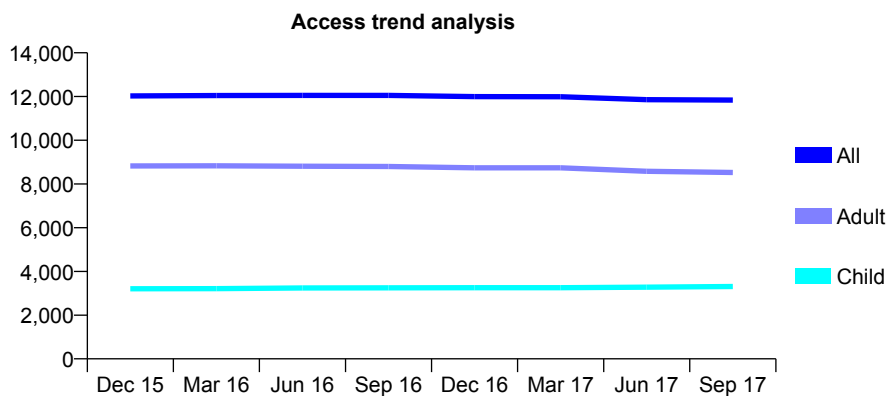
Q54 - Vital Signs At a Glance Contract Report for 927724/0002 - September 2017

Name or company name	MR SS DEHAL
Contract type name	GDS Contract
Purpose of contract	General
Contract start date	01/04/2006
Contract end date	

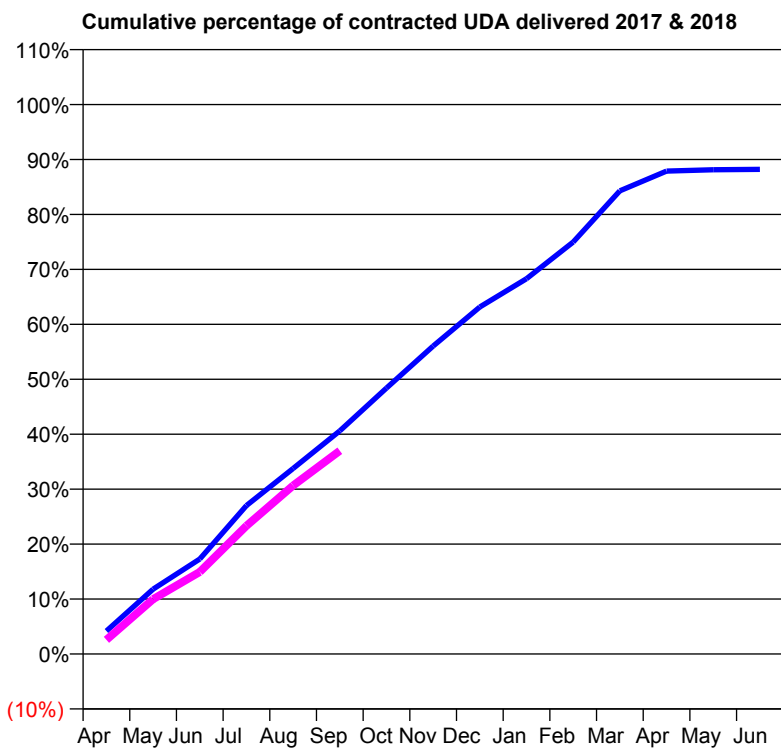
17/18 Contracted general activity (UDA)	37,097
Carry forward general activity (UDA)	0
17/18 Contracted orthodontic activity (UOA)	0
Carry forward orthodontic activity (UOA)	0
Baseline contract value	£987,450.91

ACCESS*

Patients seen in 24 months	Total	Change since previous quarter
Quarter ending September 2016	12,053	
Quarter ending December 2016	11,996	→
Quarter ending March 2017	11,993	→
Quarter ending June 2017	11,856	↓
Quarter ending September 2017	11,837	→
Variance since September 2016	(1.8%)	↓



ACTIVITY



Month	Adjusted Scheduled Activity (UDA)	
	2017	2018
April	1,556	959
May	4,376	3,703
June	6,414	5,538
July	10,024	8,656
August	12,526	11,371
September	15,062	13,728
October	17,958	
November	20,793	
December	23,427	
January	25,337	
February	27,808	
March	31,271	
April	32,601	
May	32,695	
June	32,718	

QUALITY

	Quantity	Base Number	Contract	AT	Region	England
% of FP17s for the same patient ID Re-attending within 3 months - Children	74	2,007	3.7%	9.9%	11.6%	11.9%
% of FP17s for the same patient ID Re-attending within 3 months - Adults	403	4,463	9.0%	14.7%	15.2%	15.9%
% of FP17s for the same patient ID Re-attending between 3 & 9 months - Children	950	2,007	47.3%	51.5%	59.1%	58.1%
% of FP17s for the same patient ID Re-attending between 3 & 9 months - Adults	1,991	4,463	44.6%	47.4%	51.7%	50.6%
% of FP17s for Band 1 Urgent Courses	293	5,887	5.0%	8.1%	8.0%	9.1%
% of FP17s Relating to Free Repair or Replacements	32	5,887	0.5%	0.7%	0.8%	0.8%
% of FP17s Relating to Continuations	12	5,887	0.2%	0.8%	1.0%	1.1%
% of Patients satisfied with the dentistry they have received	14	17	82.4%	91.3%	91.5%	91.4%
% of Patients satisfied with the time they had to wait for an appointment	14	17	82.4%	90.2%	88.2%	87.7%

* This is based on patients treated on this contract for their most recent course of treatment. Figures in italics indicate the base number of FP17s or Patient Questionnaire responses are less than 100. N/A is shown where the base number of responses is less than 10 during the period. % is calculated as Quantity/Base number*100

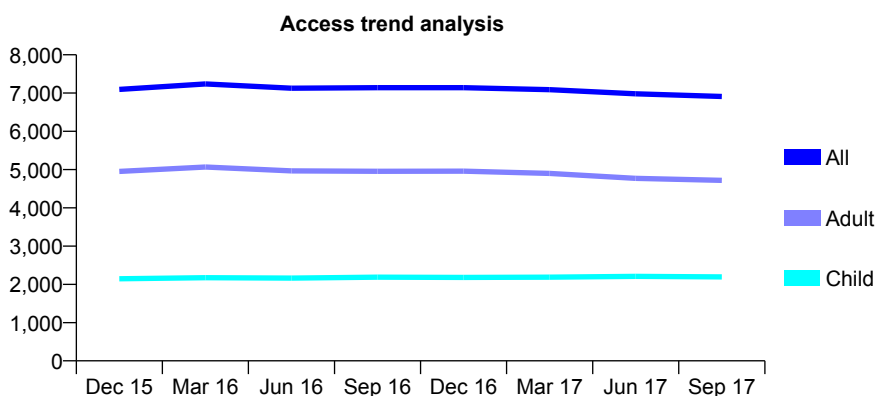
Q54 - Vital Signs At a Glance Contract Report for 931152/0001 - September 2017

Name or company name	MR TS MAROK
Contract type name	GDS Contract
Purpose of contract	General and Orthodontic
Contract start date	01/04/2006
Contract end date	

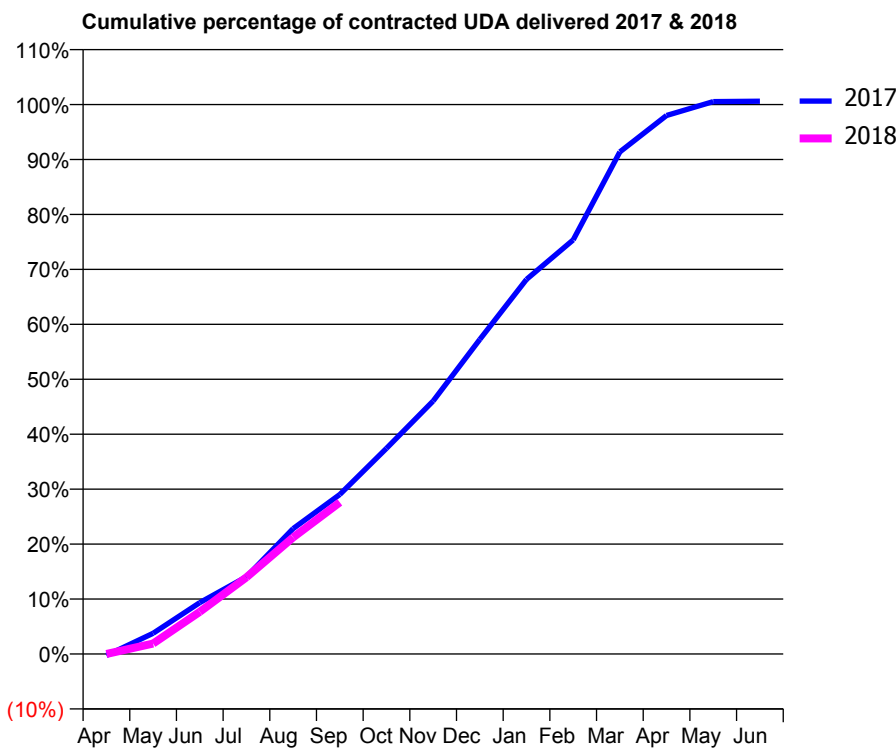
17/18 Contracted general activity (UDA)	22,662
Carry forward general activity (UDA)	0
17/18 Contracted orthodontic activity (UOA)	20
Carry forward orthodontic activity (UOA)	0
Baseline contract value	£562,424.08

ACCESS*

Patients seen in 24 months	Total	Change since previous quarter
Quarter ending September 2016	7,142	
Quarter ending December 2016	7,139	→
Quarter ending March 2017	7,087	→
Quarter ending June 2017	6,979	↓
Quarter ending September 2017	6,911	→
Variance since September 2016	(3.2%)	↓



ACTIVITY



Month	Adjusted Scheduled Activity (UDA)	
	2017	2018
April	-64	0
May	854	431
June	2,119	1,741
July	3,190	3,163
August	5,174	4,808
September	6,578	6,256
October	8,484	
November	10,435	
December	12,974	
January	15,452	
February	17,077	
March	20,710	
April	22,207	
May	22,780	
June	22,800	

QUALITY

	Quantity	Base Number	Contract	AT	Region	England
% of FP17s for the same patient ID Re-attending within 3 months - Children	118	1,529	7.7%	9.9%	11.6%	11.9%
% of FP17s for the same patient ID Re-attending within 3 months - Adults	226	2,578	8.8%	14.7%	15.2%	15.9%
% of FP17s for the same patient ID Re-attending between 3 & 9 months - Children	894	1,529	58.5%	51.5%	59.1%	58.1%
% of FP17s for the same patient ID Re-attending between 3 & 9 months - Adults	1,439	2,578	55.8%	47.4%	51.7%	50.6%
% of FP17s for Band 1 Urgent Courses	99	3,027	3.3%	8.1%	8.0%	9.1%
% of FP17s Relating to Free Repair or Replacements	29	3,027	1.0%	0.7%	0.8%	0.8%
% of FP17s Relating to Continuations	7	3,027	0.2%	0.8%	1.0%	1.1%
% of Patients satisfied with the dentistry they have received	3	3	N/A	91.3%	91.5%	91.4%
% of Patients satisfied with the time they had to wait for an appointment	3	3	N/A	90.2%	88.2%	87.7%

* This is based on patients treated on this contract for their most recent course of treatment. Figures in italics indicate the base number of FP17s or Patient Questionnaire responses are less than 100. N/A is shown where the base number of responses is less than 10 during the period. % is calculated as Quantity/Base number*100

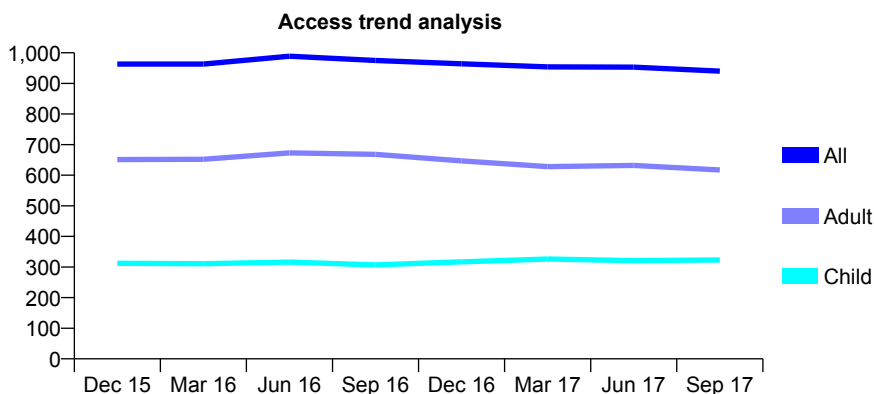
Q54 - Vital Signs At a Glance Contract Report for 931446/0001 - September 2017

Name or company name	MR WW YIP
Contract type name	GDS Contract
Purpose of contract	General
Contract start date	01/04/2006
Contract end date	

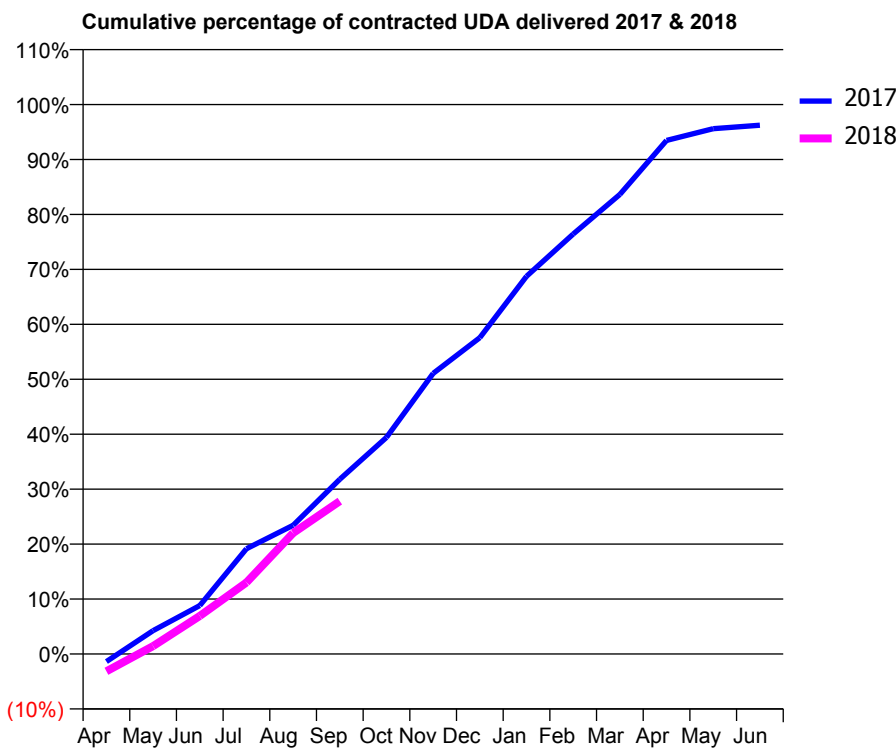
17/18 Contracted general activity (UDA)	3,873
Carry forward general activity (UDA)	146
17/18 Contracted orthodontic activity (UOA)	0
Carry forward orthodontic activity (UOA)	0
Baseline contract value	£95,633.33

ACCESS*

Patients seen in 24 months	Total	Change since previous quarter
Quarter ending September 2016	975	
Quarter ending December 2016	964	↓
Quarter ending March 2017	954	↓
Quarter ending June 2017	953	→
Quarter ending September 2017	940	↓
Variance since September 2016	(3.6%)	↓



ACTIVITY



Month	Adjusted Scheduled Activity (UDA)	
	2017	2018
April	-54	-123
May	165	56
June	342	268
July	742	504
August	908	853
September	1,231	1,077
October	1,527	
November	1,978	
December	2,229	
January	2,662	
February	2,960	
March	3,240	
April	3,620	
May	3,703	
June	3,727	

QUALITY

	Quantity	Base Number	Contract	AT	Region	England
% of FP17s for the same patient ID Re-attending within 3 months - Children	27	262	10.3%	9.9%	11.6%	11.9%
% of FP17s for the same patient ID Re-attending within 3 months - Adults	99	467	21.2%	14.7%	15.2%	15.9%
% of FP17s for the same patient ID Re-attending between 3 & 9 months - Children	153	262	58.4%	51.5%	59.1%	58.1%
% of FP17s for the same patient ID Re-attending between 3 & 9 months - Adults	248	467	53.1%	47.4%	51.7%	50.6%
% of FP17s for Band 1 Urgent Courses	102	614	16.6%	8.1%	8.0%	9.1%
% of FP17s Relating to Free Repair or Replacements	0	614	0.0%	0.7%	0.8%	0.8%
% of FP17s Relating to Continuations	8	614	1.3%	0.8%	1.0%	1.1%
% of Patients satisfied with the dentistry they have received	4	4	N/A	91.3%	91.5%	91.4%
% of Patients satisfied with the time they had to wait for an appointment	4	4	N/A	90.2%	88.2%	87.7%

* This is based on patients treated on this contract for their most recent course of treatment. Figures in italics indicate the base number of FP17s or Patient Questionnaire responses are less than 100. N/A is shown where the base number of responses is less than 10 during the period. % is calculated as Quantity/Base number*100

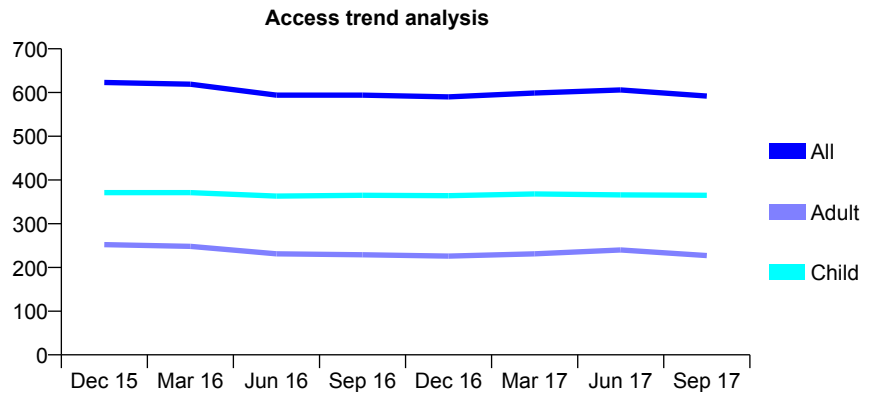
Q54 - Vital Signs At a Glance Contract Report for 936448/0001 - September 2017

Name or company name	MR SW PIPE
Contract type name	GDS Contract
Purpose of contract	General
Contract start date	01/04/2006
Contract end date	

17/18 Contracted general activity (UDA)	1,150
Carry forward general activity (UDA)	0
17/18 Contracted orthodontic activity (UOA)	0
Carry forward orthodontic activity (UOA)	0
Baseline contract value	£28,664.75

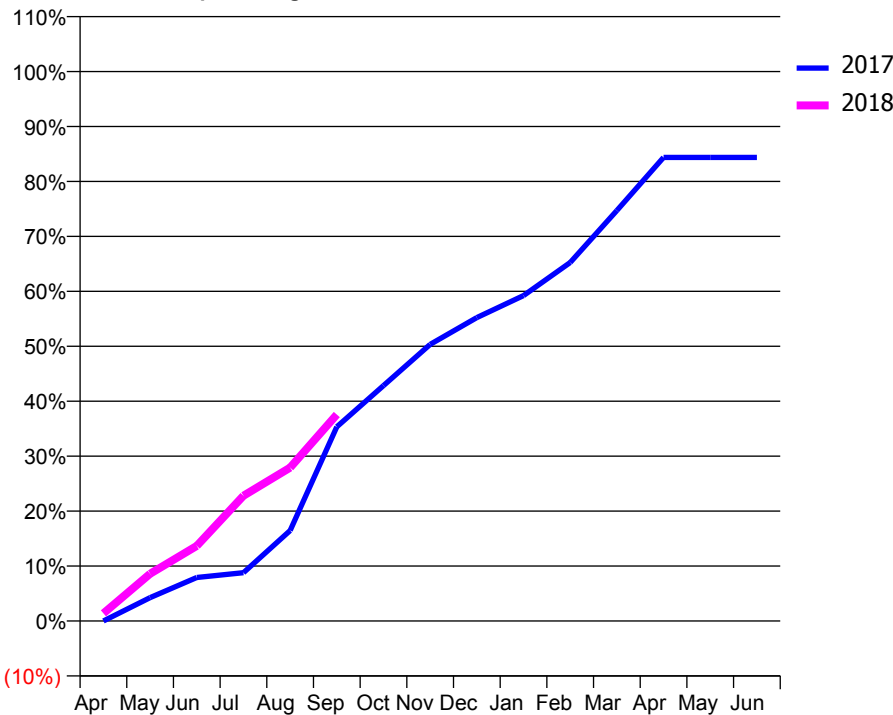
ACCESS*

Patients seen in 24 months	Total	Change since previous quarter
Quarter ending September 2016	594	
Quarter ending December 2016	590	→
Quarter ending March 2017	599	→
Quarter ending June 2017	606	→
Quarter ending September 2017	592	↓
Variance since September 2016	(0.3%)	→



ACTIVITY

Cumulative percentage of contracted UDA delivered 2017 & 2018



Month	Adjusted Scheduled Activity (UDA)	
	2017	2018
April	0	16
May	49	99
June	91	157
July	101	262
August	189	321
September	407	432
October	493	
November	579	
December	635	
January	681	
February	750	
March	859	
April	970	
May	970	
June	970	

QUALITY

	Quantity	Base Number	Contract	AT	Region	England
% of FP17s for the same patient ID Re-attending within 3 months - Children	2	271	0.7%	9.9%	11.6%	11.9%
% of FP17s for the same patient ID Re-attending within 3 months - Adults	9	110	8.2%	14.7%	15.2%	15.9%
% of FP17s for the same patient ID Re-attending between 3 & 9 months - Children	152	271	56.1%	51.5%	59.1%	58.1%
% of FP17s for the same patient ID Re-attending between 3 & 9 months - Adults	49	110	44.5%	47.4%	51.7%	50.6%
% of FP17s for Band 1 Urgent Courses	1	308	0.3%	8.1%	8.0%	9.1%
% of FP17s Relating to Free Repair or Replacements	0	308	0.0%	0.7%	0.8%	0.8%
% of FP17s Relating to Continuations	0	308	0.0%	0.8%	1.0%	1.1%
% of Patients satisfied with the dentistry they have received	1	1	N/A	91.3%	91.5%	91.4%
% of Patients satisfied with the time they had to wait for an appointment	1	1	N/A	90.2%	88.2%	87.7%

* This is based on patients treated on this contract for their most recent course of treatment. Figures in italics indicate the base number of FP17s or Patient Questionnaire responses are less than 100. N/A is shown where the base number of responses is less than 10 during the period. % is calculated as Quantity/Base number*100

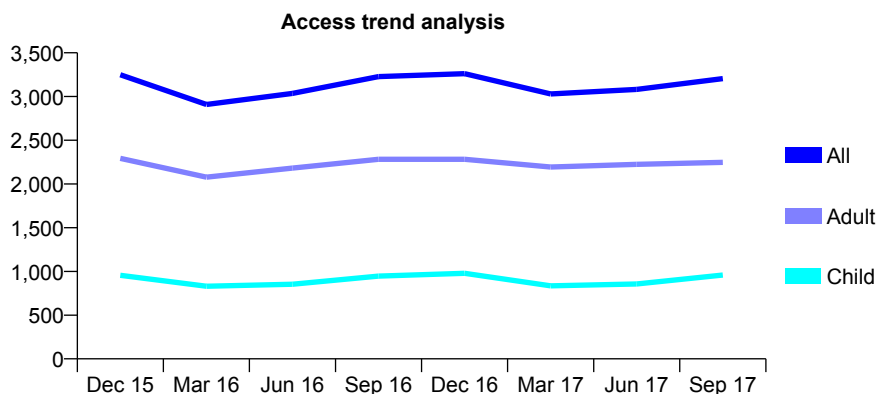
Q54 - Vital Signs At a Glance Contract Report for 936596/0001 - September 2017

Name or company name	MR M ASGHARI TAVANEI GILANI
Contract type name	GDS Contract
Purpose of contract	General
Contract start date	01/04/2006
Contract end date	

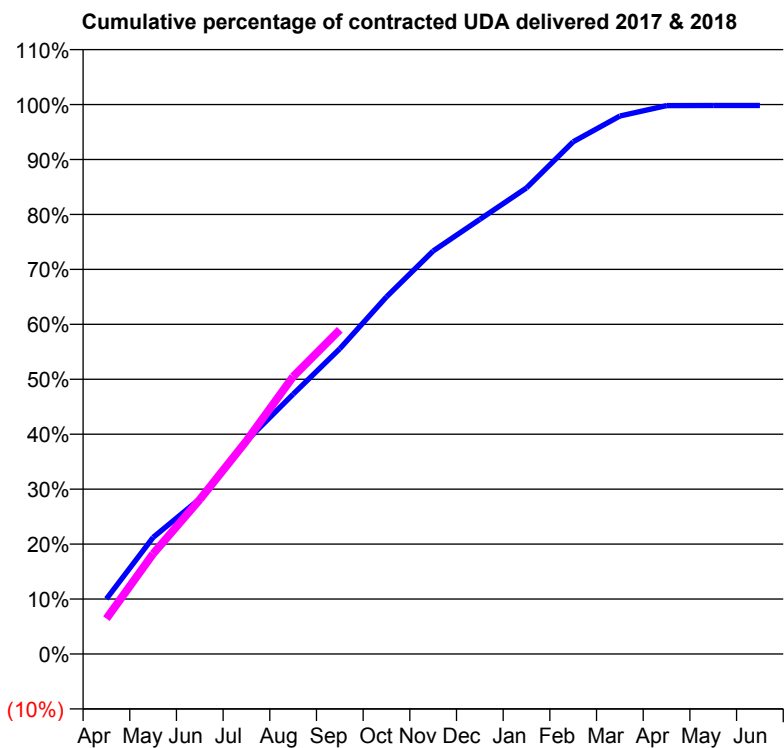
17/18 Contracted general activity (UDA)	9,921
Carry forward general activity (UDA)	16
17/18 Contracted orthodontic activity (UOA)	0
Carry forward orthodontic activity (UOA)	0
Baseline contract value	£280,347.32

ACCESS*

Patients seen in 24 months	Total	Change since previous quarter
Quarter ending September 2016	3,228	
Quarter ending December 2016	3,262	→
Quarter ending March 2017	3,029	↓
Quarter ending June 2017	3,082	→
Quarter ending September 2017	3,205	↑
Variance since September 2016	(0.7%)	→



ACTIVITY



Month	Adjusted Scheduled Activity (UDA)	
	2017	2018
April	995	639
May	2,105	1,808
June	2,802	2,789
July	3,849	3,849
August	4,692	5,008
September	5,512	5,854
October	6,448	
November	7,276	
December	7,848	
January	8,416	
February	9,247	
March	9,712	
April	9,901	
May	9,904	
June	9,904	

QUALITY

	Quantity	Base Number	Contract	AT	Region	England
% of FP17s for the same patient ID Re-attending within 3 months - Children	52	801	6.5%	9.9%	11.6%	11.9%
% of FP17s for the same patient ID Re-attending within 3 months - Adults	205	1,607	12.8%	14.7%	15.2%	15.9%
% of FP17s for the same patient ID Re-attending between 3 & 9 months - Children	366	801	45.7%	51.5%	59.1%	58.1%
% of FP17s for the same patient ID Re-attending between 3 & 9 months - Adults	750	1,607	46.7%	47.4%	51.7%	50.6%
% of FP17s for Band 1 Urgent Courses	213	2,328	9.1%	8.1%	8.0%	9.1%
% of FP17s Relating to Free Repair or Replacements	5	2,328	0.2%	0.7%	0.8%	0.8%
% of FP17s Relating to Continuations	1	2,328	0.0%	0.8%	1.0%	1.1%
% of Patients satisfied with the dentistry they have received	3	3	N/A	91.3%	91.5%	91.4%
% of Patients satisfied with the time they had to wait for an appointment	3	3	N/A	90.2%	88.2%	87.7%

* This is based on patients treated on this contract for their most recent course of treatment. Figures in italics indicate the base number of FP17s or Patient Questionnaire responses are less than 100. N/A is shown where the base number of responses is less than 10 during the period. % is calculated as Quantity/Base number*100

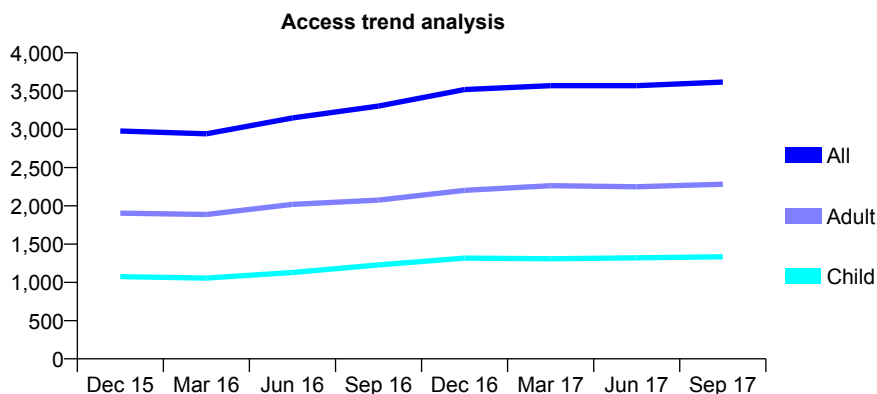
Q54 - Vital Signs At a Glance Contract Report for 938181/0001 - September 2017

Name or company name	MR SS ATTHI
Contract type name	GDS Contract
Purpose of contract	General and Orthodontic
Contract start date	01/04/2006
Contract end date	

17/18 Contracted general activity (UDA)	11,107
Carry forward general activity (UDA)	-222
17/18 Contracted orthodontic activity (UOA)	587
Carry forward orthodontic activity (UOA)	-12
Baseline contract value	£377,410.34

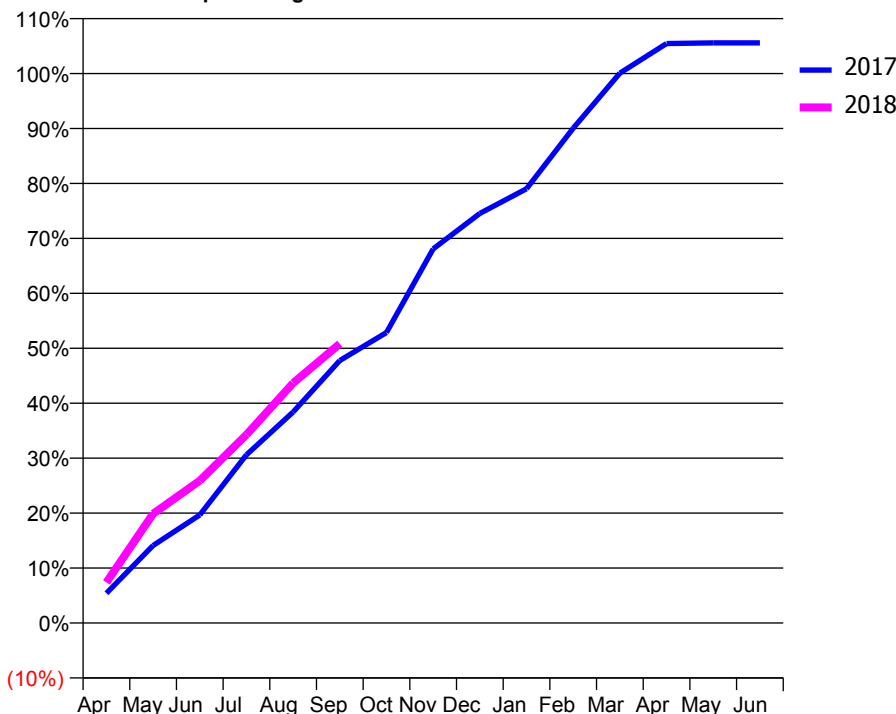
ACCESS*

Patients seen in 24 months	Total	Change since previous quarter
Quarter ending September 2016	3,303	
Quarter ending December 2016	3,519	↑
Quarter ending March 2017	3,571	→
Quarter ending June 2017	3,570	→
Quarter ending September 2017	3,617	→
Variance since September 2016	9.5%	↑



ACTIVITY

Cumulative percentage of contracted UDA delivered 2017 & 2018



Month	Adjusted Scheduled Activity (UDA)	
	2017	2018
April	603	821
May	1,567	2,208
June	2,186	2,878
July	3,400	3,808
August	4,266	4,851
September	5,306	5,645
October	5,873	
November	7,561	
December	8,278	
January	8,776	
February	10,002	
March	11,114	
April	11,712	
May	11,725	
June	11,725	

QUALITY

	Quantity	Base Number	Contract	AT	Region	England
% of FP17s for the same patient ID Re-attending within 3 months - Children	103	828	12.4%	9.9%	11.6%	11.9%
% of FP17s for the same patient ID Re-attending within 3 months - Adults	200	1,122	17.8%	14.7%	15.2%	15.9%
% of FP17s for the same patient ID Re-attending between 3 & 9 months - Children	306	828	37.0%	51.5%	59.1%	58.1%
% of FP17s for the same patient ID Re-attending between 3 & 9 months - Adults	350	1,122	31.2%	47.4%	51.7%	50.6%
% of FP17s for Band 1 Urgent Courses	308	1,612	19.1%	8.1%	8.0%	9.1%
% of FP17s Relating to Free Repair or Replacements	0	1,612	0.0%	0.7%	0.8%	0.8%
% of FP17s Relating to Continuations	6	1,612	0.4%	0.8%	1.0%	1.1%
% of Patients satisfied with the dentistry they have received	0	0	N/A	91.3%	91.5%	91.4%
% of Patients satisfied with the time they had to wait for an appointment	0	0	N/A	90.2%	88.2%	87.7%

* This is based on patients treated on this contract for their most recent course of treatment. Figures in italics indicate the base number of FP17s or Patient Questionnaire responses are less than 100. N/A is shown where the base number of responses is less than 10 during the period. % is calculated as Quantity/Base number*100

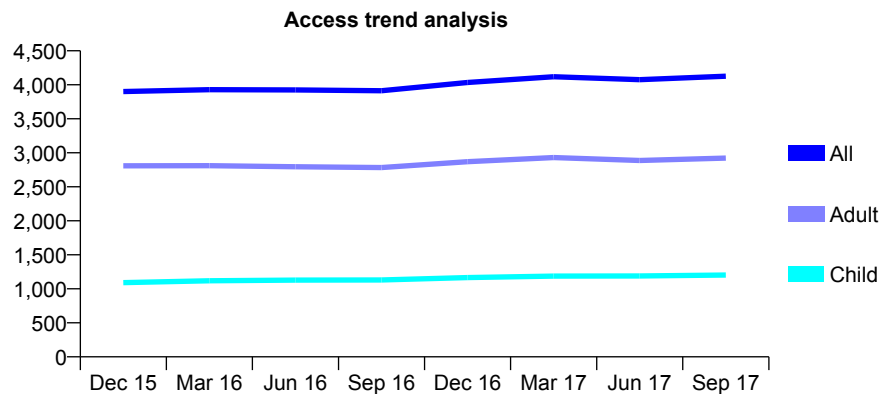
Q54 - Vital Signs At a Glance Contract Report for 942243/0001 - September 2017

Name or company name	MR KS RATRA
Contract type name	GDS Contract
Purpose of contract	General
Contract start date	01/04/2006
Contract end date	

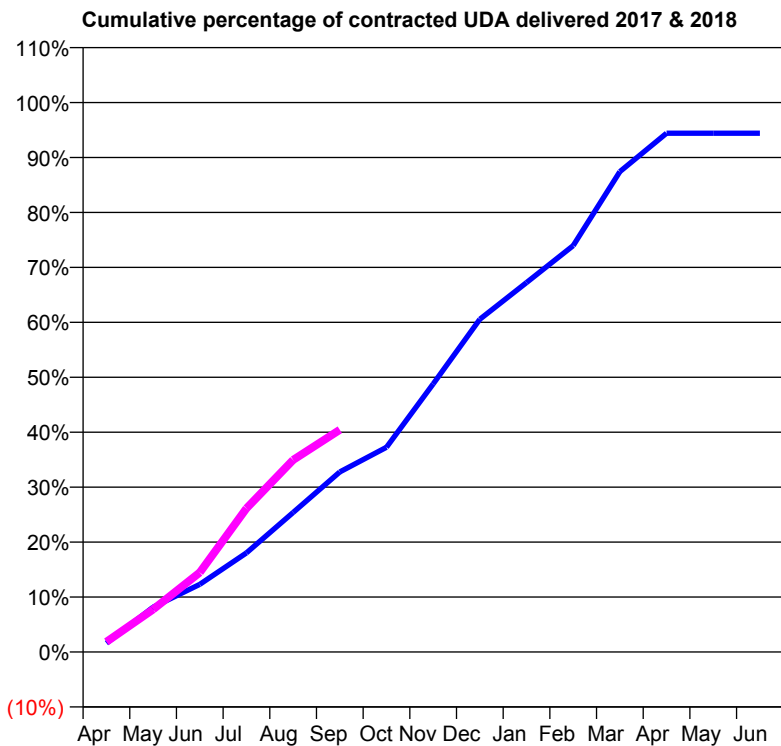
17/18 Contracted general activity (UDA)	12,456
Carry forward general activity (UDA)	0
17/18 Contracted orthodontic activity (UOA)	0
Carry forward orthodontic activity (UOA)	0
Baseline contract value	£301,184.84

ACCESS*

Patients seen in 24 months	Total	Change since previous quarter
Quarter ending September 2016	3,913	
Quarter ending December 2016	4,035	↑
Quarter ending March 2017	4,118	↑
Quarter ending June 2017	4,076	↓
Quarter ending September 2017	4,126	→
Variance since September 2016	5.4%	↑



ACTIVITY



Month	Adjusted Scheduled Activity (UDA)	
	2017	2018
April	202	231
May	1,017	965
June	1,533	1,803
July	2,247	3,256
August	3,163	4,353
September	4,083	5,036
October	4,640	
November	6,078	
December	7,544	
January	8,374	
February	9,210	
March	10,890	
April	11,761	
May	11,761	
June	11,761	

QUALITY

	Quantity	Base Number	Contract	AT	Region	England
% of FP17s for the same patient ID Re-attending within 3 months - Children	50	803	6.2%	9.9%	11.6%	11.9%
% of FP17s for the same patient ID Re-attending within 3 months - Adults	328	1,910	17.2%	14.7%	15.2%	15.9%
% of FP17s for the same patient ID Re-attending between 3 & 9 months - Children	436	803	54.3%	51.5%	59.1%	58.1%
% of FP17s for the same patient ID Re-attending between 3 & 9 months - Adults	903	1,910	47.3%	47.4%	51.7%	50.6%
% of FP17s for Band 1 Urgent Courses	229	2,178	10.5%	8.1%	8.0%	9.1%
% of FP17s Relating to Free Repair or Replacements	20	2,178	0.9%	0.7%	0.8%	0.8%
% of FP17s Relating to Continuations	35	2,178	1.6%	0.8%	1.0%	1.1%
% of Patients satisfied with the dentistry they have received	6	7	N/A	91.3%	91.5%	91.4%
% of Patients satisfied with the time they had to wait for an appointment	6	7	N/A	90.2%	88.2%	87.7%

* This is based on patients treated on this contract for their most recent course of treatment. Figures in italics indicate the base number of FP17s or Patient Questionnaire responses are less than 100. N/A is shown where the base number of responses is less than 10 during the period. % is calculated as Quantity/Base number*100

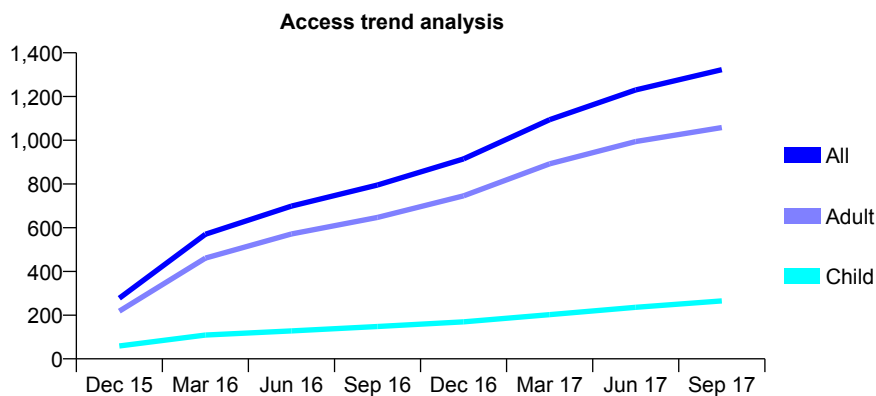
Q54 - Vital Signs At a Glance Contract Report for 943630/0001 - September 2017

Name or company name	MS HJ WAHEED
Contract type name	GDS Contract
Purpose of contract	General
Contract start date	01/10/2015
Contract end date	

17/18 Contracted general activity (UDA)	3,820
Carry forward general activity (UDA)	0
17/18 Contracted orthodontic activity (UOA)	0
Carry forward orthodontic activity (UOA)	0
Baseline contract value	£107,233.90

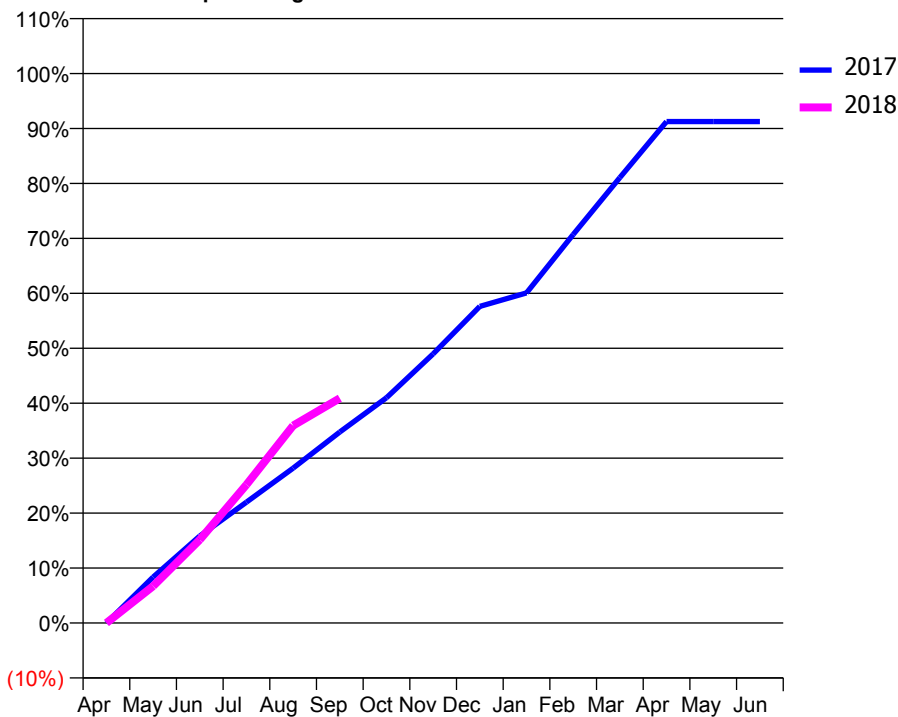
ACCESS*

Patients seen in 24 months	Total	Change since previous quarter
Quarter ending September 2016	795	
Quarter ending December 2016	915	↑
Quarter ending March 2017	1,094	↑
Quarter ending June 2017	1,230	↑
Quarter ending September 2017	1,323	↑
Variance since September 2016	66.4%	↑



ACTIVITY

Cumulative percentage of contracted UDA delivered 2017 & 2018



Month	Adjusted Scheduled Activity (UDA)	
	2017	2018
April	0	0
May	320	256
June	605	579
July	840	962
August	1,076	1,373
September	1,328	1,562
October	1,567	
November	1,871	
December	2,202	
January	2,295	
February	2,700	
March	3,097	
April	3,486	
May	3,486	
June	3,486	

QUALITY

	Quantity	Base Number	Contract	AT	Region	England
% of FP17s for the same patient ID Re-attending within 3 months - Children	14	188	7.4%	9.9%	11.6%	11.9%
% of FP17s for the same patient ID Re-attending within 3 months - Adults	86	736	11.7%	14.7%	15.2%	15.9%
% of FP17s for the same patient ID Re-attending between 3 & 9 months - Children	73	188	38.8%	51.5%	59.1%	58.1%
% of FP17s for the same patient ID Re-attending between 3 & 9 months - Adults	370	736	50.3%	47.4%	51.7%	50.6%
% of FP17s for Band 1 Urgent Courses	31	631	4.9%	8.1%	8.0%	9.1%
% of FP17s Relating to Free Repair or Replacements	6	631	1.0%	0.7%	0.8%	0.8%
% of FP17s Relating to Continuations	6	631	1.0%	0.8%	1.0%	1.1%
% of Patients satisfied with the dentistry they have received	7	7	N/A	91.3%	91.5%	91.4%
% of Patients satisfied with the time they had to wait for an appointment	7	7	N/A	90.2%	88.2%	87.7%

* This is based on patients treated on this contract for their most recent course of treatment. Figures in italics indicate the base number of FP17s or Patient Questionnaire responses are less than 100. N/A is shown where the base number of responses is less than 10 during the period. % is calculated as Quantity/Base number*100

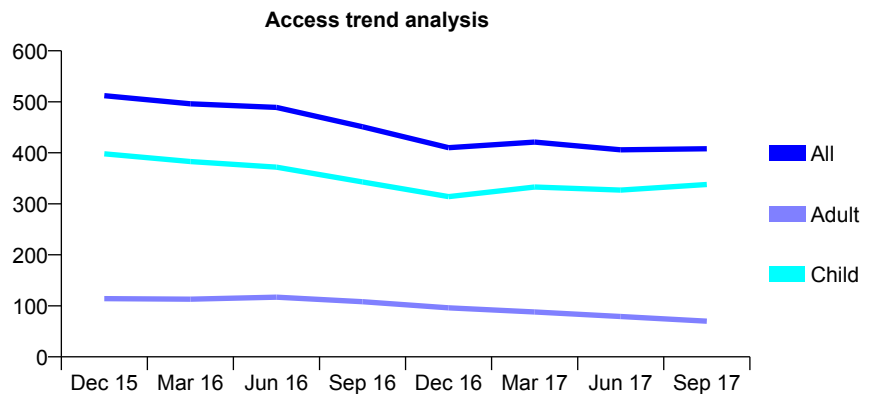
Q54 - Vital Signs At a Glance Contract Report for 943673/0001 - September 2017

Name or company name	MISS H JAGPAL
Contract type name	GDS Contract
Purpose of contract	General
Contract start date	03/07/2009
Contract end date	

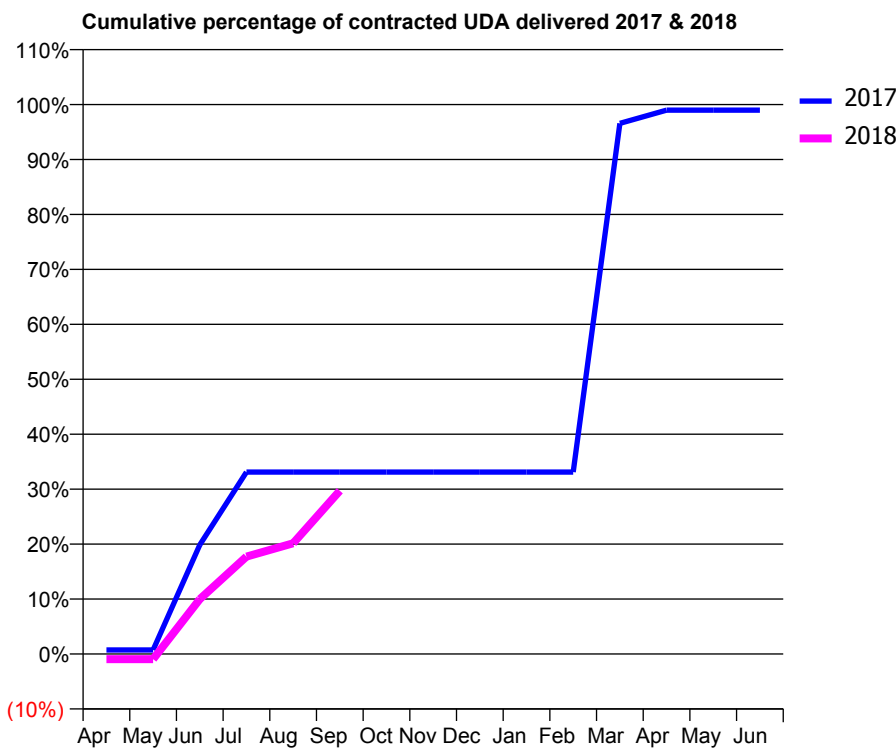
17/18 Contracted general activity (UDA)	826
Carry forward general activity (UDA)	8
17/18 Contracted orthodontic activity (UOA)	0
Carry forward orthodontic activity (UOA)	0
Baseline contract value	£19,528.99

ACCESS*

Patients seen in 24 months	Total	Change since previous quarter
Quarter ending September 2016	451	
Quarter ending December 2016	410	↓
Quarter ending March 2017	421	↑
Quarter ending June 2017	406	↓
Quarter ending September 2017	408	→
Variance since September 2016	(9.5%)	↓



ACTIVITY



Month	Adjusted Scheduled Activity (UDA)	
	2017	2018
April	6	-8
May	6	-8
June	164	82
July	274	146
August	274	166
September	274	245
October	274	
November	274	
December	274	
January	274	
February	274	
March	798	
April	818	
May	818	
June	818	

QUALITY

	Quantity	Base Number	Contract	AT	Region	England
% of FP17s for the same patient ID Re-attending within 3 months - Children	3	140	2.1%	9.9%	11.6%	11.9%
% of FP17s for the same patient ID Re-attending within 3 months - Adults	2	11	18.2%	14.7%	15.2%	15.9%
% of FP17s for the same patient ID Re-attending between 3 & 9 months - Children	31	140	22.1%	51.5%	59.1%	58.1%
% of FP17s for the same patient ID Re-attending between 3 & 9 months - Adults	5	11	45.5%	47.4%	51.7%	50.6%
% of FP17s for Band 1 Urgent Courses	7	141	5.0%	8.1%	8.0%	9.1%
% of FP17s Relating to Free Repair or Replacements	0	141	0.0%	0.7%	0.8%	0.8%
% of FP17s Relating to Continuations	0	141	0.0%	0.8%	1.0%	1.1%
% of Patients satisfied with the dentistry they have received	0	0	N/A	91.3%	91.5%	91.4%
% of Patients satisfied with the time they had to wait for an appointment	0	0	N/A	90.2%	88.2%	87.7%

* This is based on patients treated on this contract for their most recent course of treatment. Figures in italics indicate the base number of FP17s or Patient Questionnaire responses are less than 100. N/A is shown where the base number of responses is less than 10 during the period. % is calculated as Quantity/Base number*100

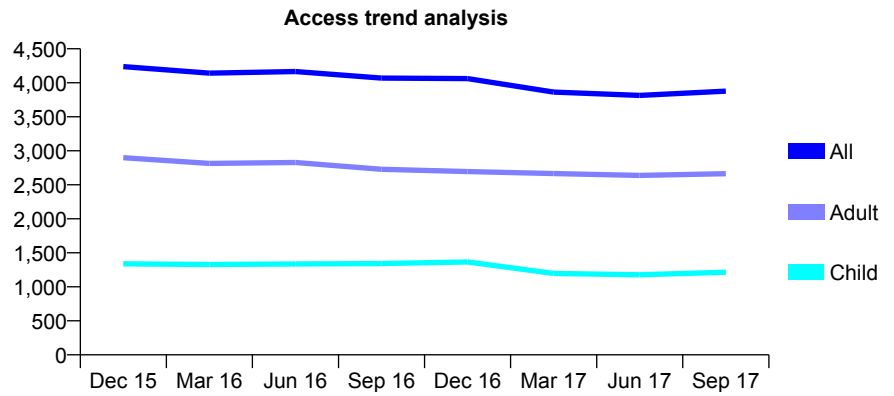
Q54 - Vital Signs At a Glance Contract Report for 944009/0001 - September 2017

Name or company name	MR Z AFZAL
Contract type name	GDS Contract
Purpose of contract	General
Contract start date	01/04/2006
Contract end date	

17/18 Contracted general activity (UDA)	13,582
Carry forward general activity (UDA)	-32
17/18 Contracted orthodontic activity (UOA)	0
Carry forward orthodontic activity (UOA)	0
Baseline contract value	£340,194.05

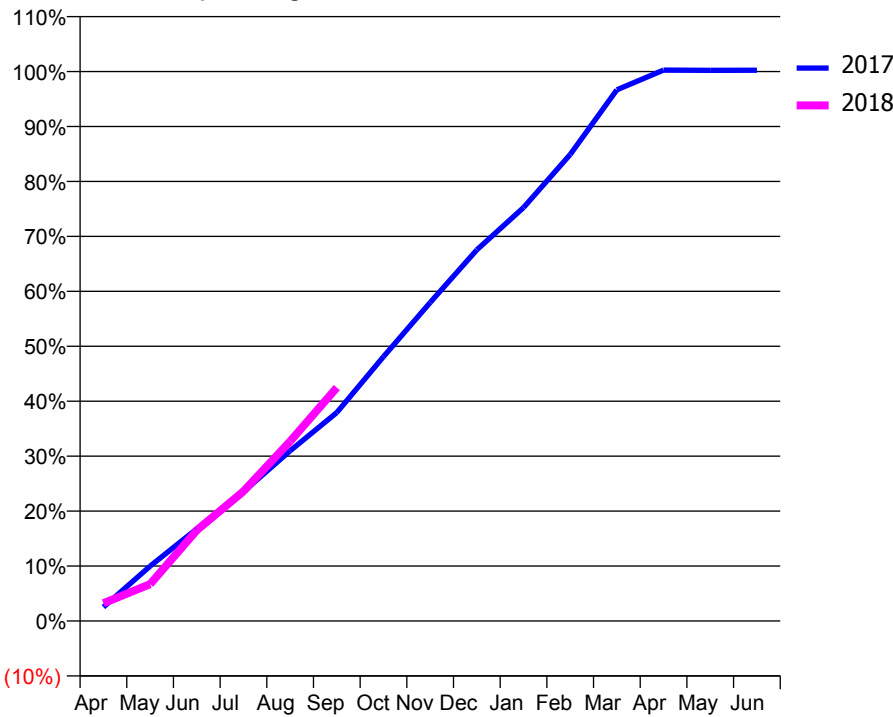
ACCESS*

Patients seen in 24 months	Total	Change since previous quarter
Quarter ending September 2016	4,070	
Quarter ending December 2016	4,061	→
Quarter ending March 2017	3,863	↓
Quarter ending June 2017	3,815	↓
Quarter ending September 2017	3,878	→
Variance since September 2016	(4.7%)	↓



ACTIVITY

Cumulative percentage of contracted UDA delivered 2017 & 2018



Month	Adjusted Scheduled Activity (UDA)	
	2017	2018
April	344	441
May	1,356	912
June	2,280	2,243
July	3,194	3,205
August	4,206	4,443
September	5,152	5,769
October	6,534	
November	7,871	
December	9,173	
January	10,218	
February	11,530	
March	13,129	
April	13,617	
May	13,610	
June	13,614	

QUALITY

	Quantity	Base Number	Contract	AT	Region	England
% of FP17s for the same patient ID Re-attending within 3 months - Children	32	626	5.1%	9.9%	11.6%	11.9%
% of FP17s for the same patient ID Re-attending within 3 months - Adults	187	1,311	14.3%	14.7%	15.2%	15.9%
% of FP17s for the same patient ID Re-attending between 3 & 9 months - Children	254	626	40.6%	51.5%	59.1%	58.1%
% of FP17s for the same patient ID Re-attending between 3 & 9 months - Adults	510	1,311	38.9%	47.4%	51.7%	50.6%
% of FP17s for Band 1 Urgent Courses	210	1,825	11.5%	8.1%	8.0%	9.1%
% of FP17s Relating to Free Repair or Replacements	7	1,825	0.4%	0.7%	0.8%	0.8%
% of FP17s Relating to Continuations	4	1,825	0.2%	0.8%	1.0%	1.1%
% of Patients satisfied with the dentistry they have received	0	0	N/A	91.3%	91.5%	91.4%
% of Patients satisfied with the time they had to wait for an appointment	0	0	N/A	90.2%	88.2%	87.7%

* This is based on patients treated on this contract for their most recent course of treatment. Figures in italics indicate the base number of FP17s or Patient Questionnaire responses are less than 100. N/A is shown where the base number of responses is less than 10 during the period. % is calculated as Quantity/Base number*100

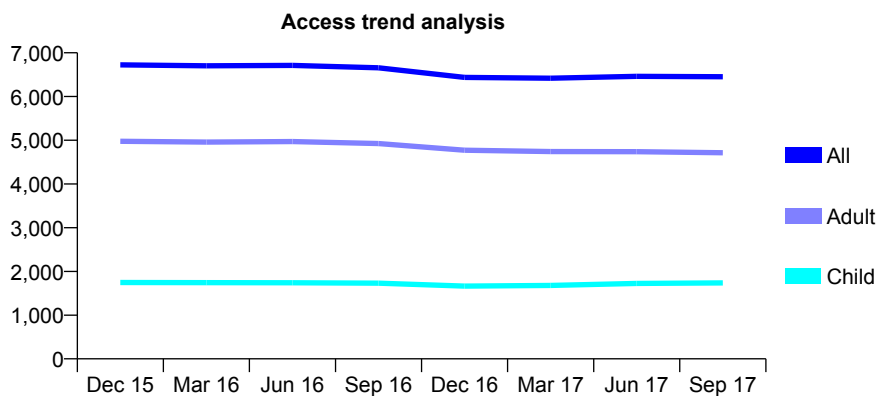
Q54 - Vital Signs At a Glance Contract Report for 944092/0001 - September 2017

Name or company name	MISS SN CHAUDARY
Contract type name	GDS Contract
Purpose of contract	General
Contract start date	17/09/2010
Contract end date	

17/18 Contracted general activity (UDA)	18,528
Carry forward general activity (UDA)	0
17/18 Contracted orthodontic activity (UOA)	0
Carry forward orthodontic activity (UOA)	0
Baseline contract value	£466,037.21

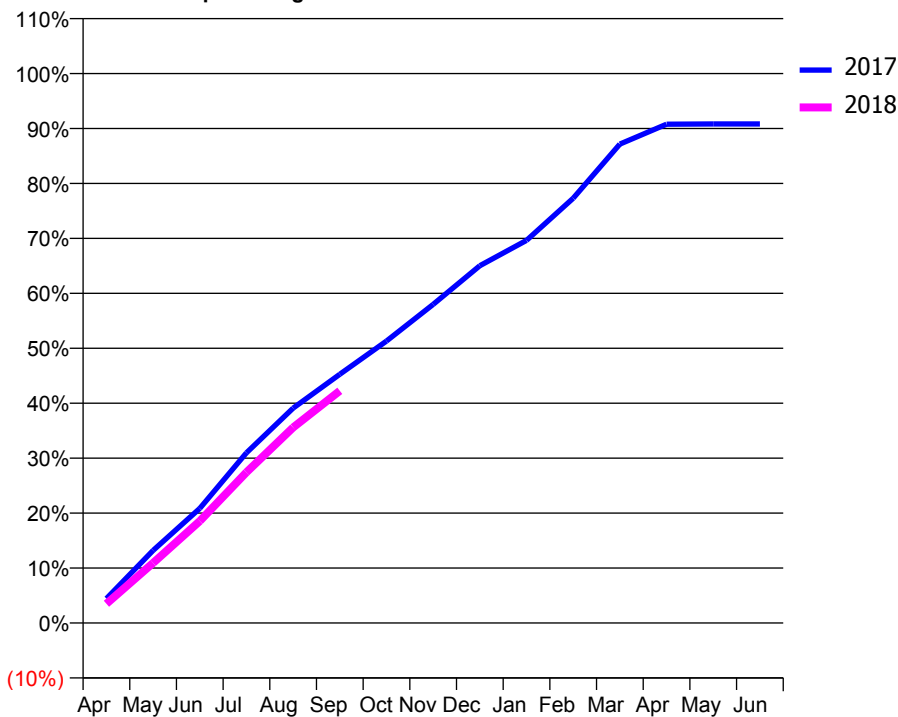
ACCESS*

Patients seen in 24 months	Total	Change since previous quarter
Quarter ending September 2016	6,656	
Quarter ending December 2016	6,436	↓
Quarter ending March 2017	6,420	→
Quarter ending June 2017	6,462	→
Quarter ending September 2017	6,451	→
Variance since September 2016	(3.1%)	↓



ACTIVITY

Cumulative percentage of contracted UDA delivered 2017 & 2018



Month	Adjusted Scheduled Activity (UDA)	
	2017	2018
April	825	650
May	2,446	2,026
June	3,863	3,438
July	5,738	5,083
August	7,243	6,592
September	8,386	7,832
October	9,505	
November	10,743	
December	12,046	
January	12,901	
February	14,321	
March	16,150	
April	16,820	
May	16,826	
June	16,826	

QUALITY

	Quantity	Base Number	Contract	AT	Region	England
% of FP17s for the same patient ID Re-attending within 3 months - Children	65	1,360	4.8%	9.9%	11.6%	11.9%
% of FP17s for the same patient ID Re-attending within 3 months - Adults	382	3,268	11.7%	14.7%	15.2%	15.9%
% of FP17s for the same patient ID Re-attending between 3 & 9 months - Children	824	1,360	60.6%	51.5%	59.1%	58.1%
% of FP17s for the same patient ID Re-attending between 3 & 9 months - Adults	1,952	3,268	59.7%	47.4%	51.7%	50.6%
% of FP17s for Band 1 Urgent Courses	216	4,313	5.0%	8.1%	8.0%	9.1%
% of FP17s Relating to Free Repair or Replacements	36	4,313	0.8%	0.7%	0.8%	0.8%
% of FP17s Relating to Continuations	34	4,313	0.8%	0.8%	1.0%	1.1%
% of Patients satisfied with the dentistry they have received	4	5	N/A	91.3%	91.5%	91.4%
% of Patients satisfied with the time they had to wait for an appointment	5	5	N/A	90.2%	88.2%	87.7%

* This is based on patients treated on this contract for their most recent course of treatment. Figures in italics indicate the base number of FP17s or Patient Questionnaire responses are less than 100. N/A is shown where the base number of responses is less than 10 during the period. % is calculated as Quantity/Base number*100

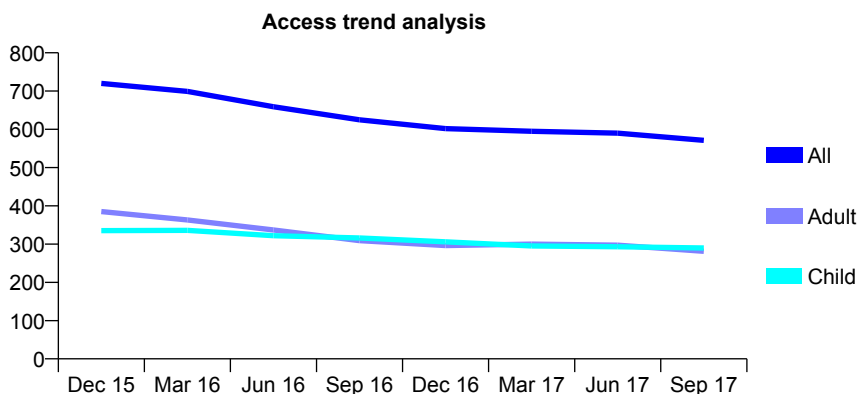
Q54 - Vital Signs At a Glance Contract Report for 946303/0001 - September 2017

Name or company name	MR E ACHEAMPONG
Contract type name	GDS Contract
Purpose of contract	General and Orthodontic
Contract start date	01/04/2006
Contract end date	

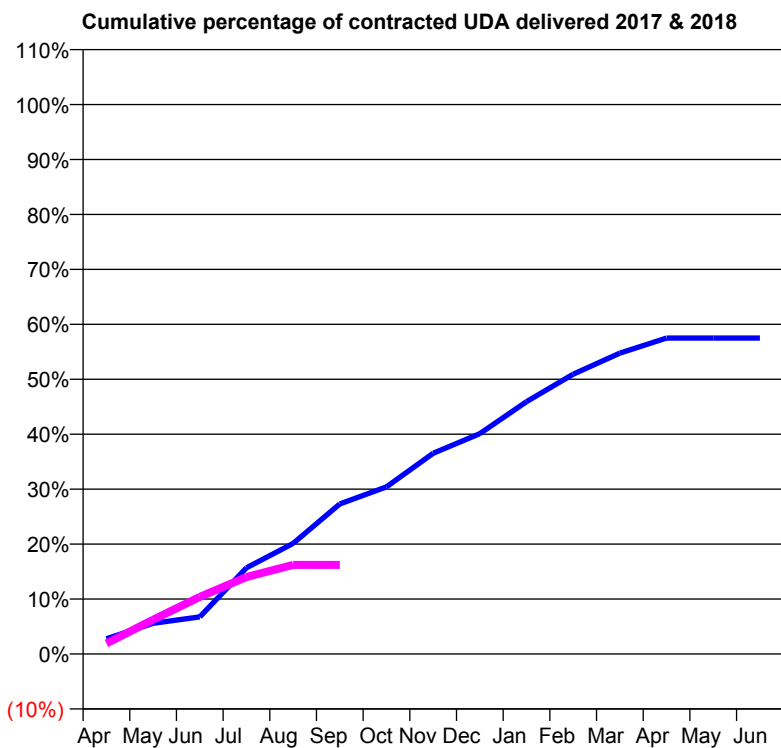
17/18 Contracted general activity (UDA)	2,390
Carry forward general activity (UDA)	0
17/18 Contracted orthodontic activity (UOA)	706
Carry forward orthodontic activity (UOA)	0
Baseline contract value	£100,682.17

ACCESS*

Patients seen in 24 months	Total	Change since previous quarter
Quarter ending September 2016	625	
Quarter ending December 2016	602	↓
Quarter ending March 2017	595	↓
Quarter ending June 2017	590	→
Quarter ending September 2017	571	↓
Variance since September 2016	(8.6%)	↓



ACTIVITY



Month	Adjusted Scheduled Activity (UDA)	
	2017	2018
April	66	46
May	134	149
June	162	248
July	375	335
August	481	388
September	653	388
October	727	
November	873	
December	959	
January	1,097	
February	1,217	
March	1,309	
April	1,374	
May	1,374	
June	1,374	

QUALITY

	Quantity	Base Number	Contract	AT	Region	England
% of FP17s for the same patient ID Re-attending within 3 months - Children	8	155	5.2%	9.9%	11.6%	11.9%
% of FP17s for the same patient ID Re-attending within 3 months - Adults	20	119	16.8%	14.7%	15.2%	15.9%
% of FP17s for the same patient ID Re-attending between 3 & 9 months - Children	64	155	41.3%	51.5%	59.1%	58.1%
% of FP17s for the same patient ID Re-attending between 3 & 9 months - Adults	47	119	39.5%	47.4%	51.7%	50.6%
% of FP17s for Band 1 Urgent Courses	5	216	2.3%	8.1%	8.0%	9.1%
% of FP17s Relating to Free Repair or Replacements	0	216	0.0%	0.7%	0.8%	0.8%
% of FP17s Relating to Continuations	2	216	0.9%	0.8%	1.0%	1.1%
% of Patients satisfied with the dentistry they have received	0	1	N/A	91.3%	91.5%	91.4%
% of Patients satisfied with the time they had to wait for an appointment	1	1	N/A	90.2%	88.2%	87.7%

* This is based on patients treated on this contract for their most recent course of treatment. Figures in italics indicate the base number of FP17s or Patient Questionnaire responses are less than 100. N/A is shown where the base number of responses is less than 10 during the period. % is calculated as Quantity/Base number*100

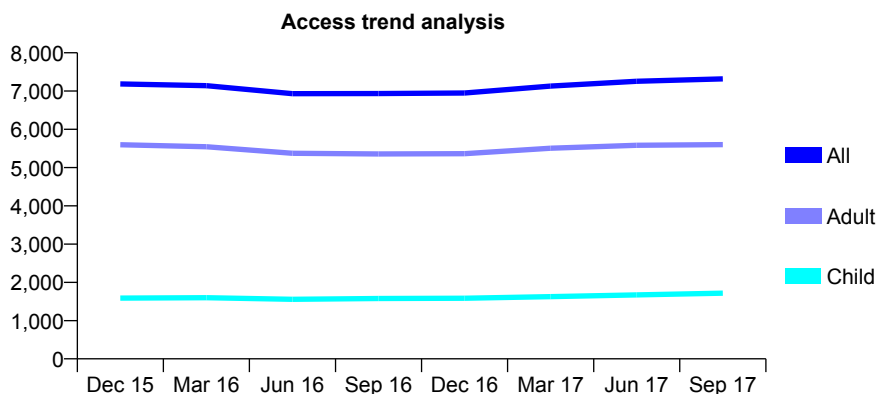
Q54 - Vital Signs At a Glance Contract Report for 960128/0002 - September 2017

Name or company name	MR Z SACRANIE
Contract type name	GDS Contract
Purpose of contract	General
Contract start date	01/11/2006
Contract end date	

17/18 Contracted general activity (UDA)	18,821
Carry forward general activity (UDA)	0
17/18 Contracted orthodontic activity (UOA)	0
Carry forward orthodontic activity (UOA)	0
Baseline contract value	£420,807.19

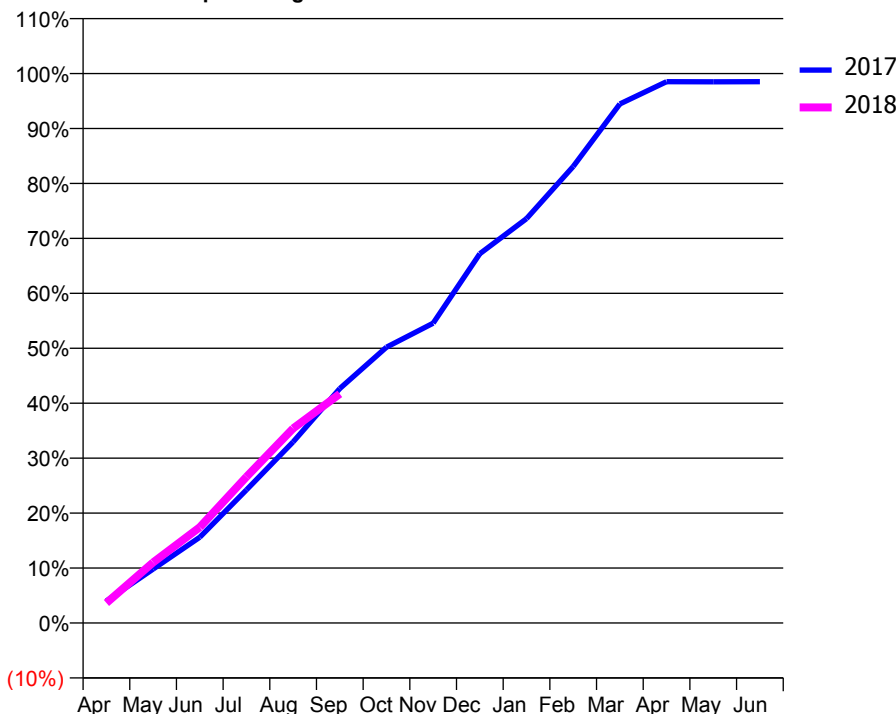
ACCESS*

Patients seen in 24 months	Total	Change since previous quarter
Quarter ending September 2016	6,934	
Quarter ending December 2016	6,950	→
Quarter ending March 2017	7,132	↑
Quarter ending June 2017	7,257	→
Quarter ending September 2017	7,318	→
Variance since September 2016	5.5%	↑



ACTIVITY

Cumulative percentage of contracted UDA delivered 2017 & 2018



Month	Adjusted Scheduled Activity (UDA)	
	2017	2018
April	756	689
May	1,846	2,076
June	2,941	3,283
July	4,560	5,008
August	6,203	6,666
September	8,030	7,848
October	9,446	
November	10,271	
December	12,651	
January	13,851	
February	15,636	
March	17,778	
April	18,539	
May	18,537	
June	18,540	

QUALITY

	Quantity	Base Number	Contract	AT	Region	England
% of FP17s for the same patient ID Re-attending within 3 months - Children	80	1,284	6.2%	9.9%	11.6%	11.9%
% of FP17s for the same patient ID Re-attending within 3 months - Adults	498	3,696	13.5%	14.7%	15.2%	15.9%
% of FP17s for the same patient ID Re-attending between 3 & 9 months - Children	780	1,284	60.7%	51.5%	59.1%	58.1%
% of FP17s for the same patient ID Re-attending between 3 & 9 months - Adults	2,008	3,696	54.3%	47.4%	51.7%	50.6%
% of FP17s for Band 1 Urgent Courses	337	4,287	7.9%	8.1%	8.0%	9.1%
% of FP17s Relating to Free Repair or Replacements	32	4,287	0.7%	0.7%	0.8%	0.8%
% of FP17s Relating to Continuations	25	4,287	0.6%	0.8%	1.0%	1.1%
% of Patients satisfied with the dentistry they have received	10	10	100.0%	91.3%	91.5%	91.4%
% of Patients satisfied with the time they had to wait for an appointment	10	10	100.0%	90.2%	88.2%	87.7%

* This is based on patients treated on this contract for their most recent course of treatment. Figures in italics indicate the base number of FP17s or Patient Questionnaire responses are less than 100. N/A is shown where the base number of responses is less than 10 during the period. % is calculated as Quantity/Base number*100

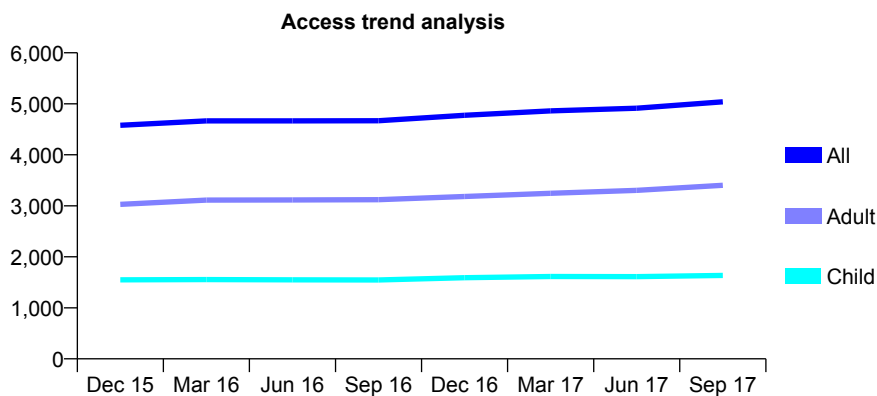
Q54 - Vital Signs At a Glance Contract Report for 960934/0002 - September 2017

Name or company name	MRS J DHERI
Contract type name	GDS Contract
Purpose of contract	General
Contract start date	19/06/2006
Contract end date	

17/18 Contracted general activity (UDA)	12,396
Carry forward general activity (UDA)	-248
17/18 Contracted orthodontic activity (UOA)	0
Carry forward orthodontic activity (UOA)	0
Baseline contract value	£324,343.71

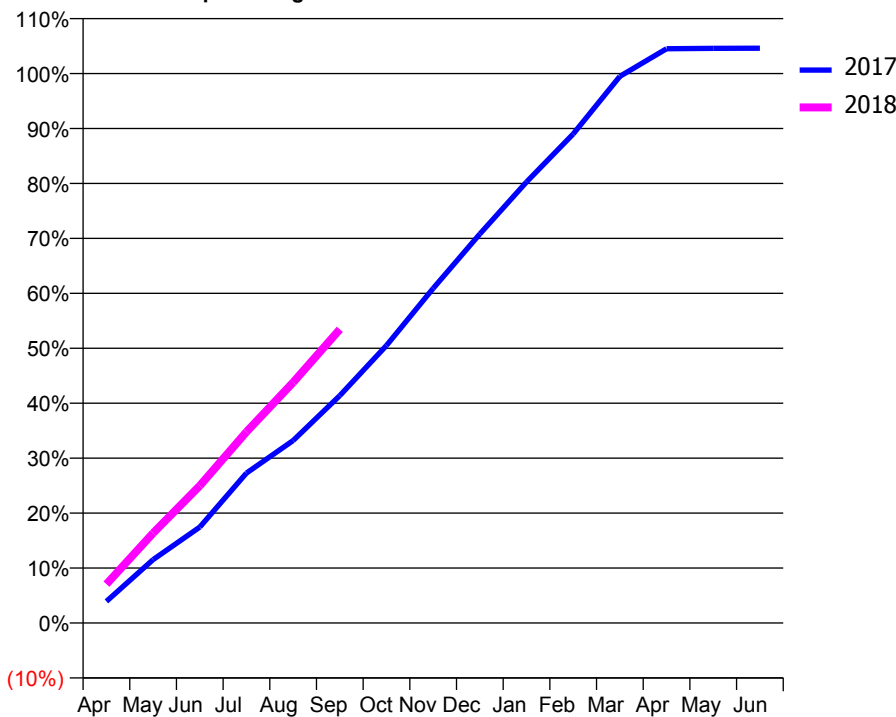
ACCESS*

Patients seen in 24 months	Total	Change since previous quarter
Quarter ending September 2016	4,667	
Quarter ending December 2016	4,775	↑
Quarter ending March 2017	4,862	→
Quarter ending June 2017	4,915	→
Quarter ending September 2017	5,038	↑
Variance since September 2016	7.9%	↑



ACTIVITY

Cumulative percentage of contracted UDA delivered 2017 & 2018



Adjusted Scheduled Activity (UDA)

Month	2017	2018
April	490	877
May	1,429	2,030
June	2,164	3,096
July	3,384	4,311
August	4,115	5,428
September	5,129	6,624
October	6,260	
November	7,548	
December	8,775	
January	9,950	
February	11,032	
March	12,333	
April	12,954	
May	12,963	
June	12,966	

QUALITY

	Quantity	Base Number	Contract	AT	Region	England
% of FP17s for the same patient ID Re-attending within 3 months - Children	60	1,269	4.7%	9.9%	11.6%	11.9%
% of FP17s for the same patient ID Re-attending within 3 months - Adults	261	2,464	10.6%	14.7%	15.2%	15.9%
% of FP17s for the same patient ID Re-attending between 3 & 9 months - Children	895	1,269	70.5%	51.5%	59.1%	58.1%
% of FP17s for the same patient ID Re-attending between 3 & 9 months - Adults	1,468	2,464	59.6%	47.4%	51.7%	50.6%
% of FP17s for Band 1 Urgent Courses	169	3,428	4.9%	8.1%	8.0%	9.1%
% of FP17s Relating to Free Repair or Replacements	19	3,428	0.6%	0.7%	0.8%	0.8%
% of FP17s Relating to Continuations	7	3,428	0.2%	0.8%	1.0%	1.1%
% of Patients satisfied with the dentistry they have received	7	8	N/A	91.3%	91.5%	91.4%
% of Patients satisfied with the time they had to wait for an appointment	7	8	N/A	90.2%	88.2%	87.7%

* This is based on patients treated on this contract for their most recent course of treatment. Figures in italics indicate the base number of FP17s or Patient Questionnaire responses are less than 100. N/A is shown where the base number of responses is less than 10 during the period. % is calculated as Quantity/Base number*100

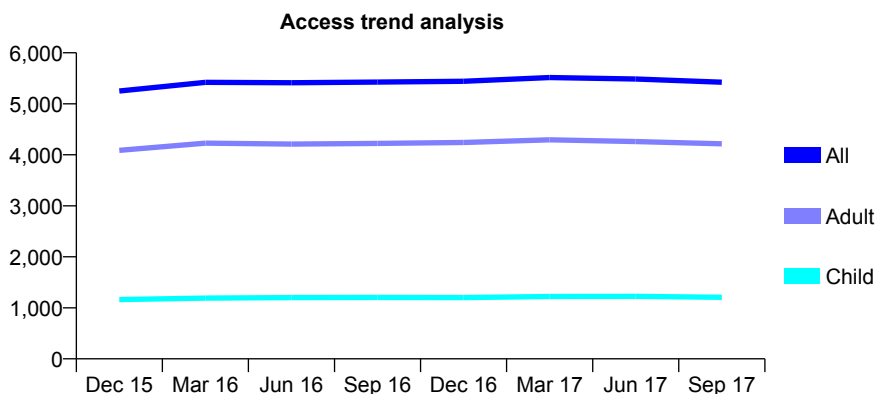
Q54 - Vital Signs At a Glance Contract Report for 968811/0001 - September 2017

Name or company name	MR D CHACKO
Contract type name	GDS Contract
Purpose of contract	General
Contract start date	01/04/2014
Contract end date	

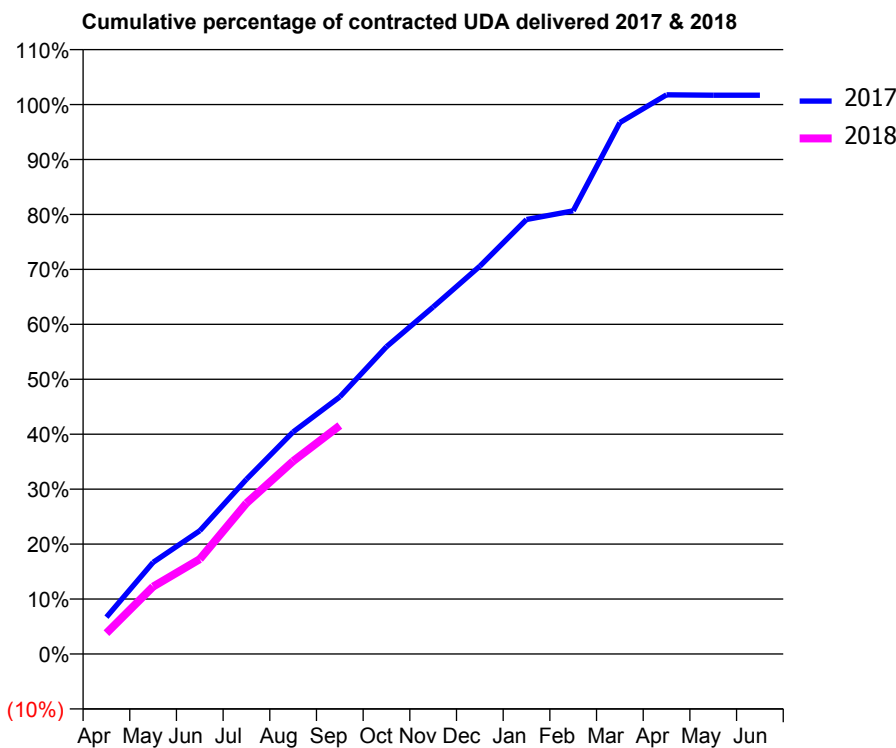
17/18 Contracted general activity (UDA)	16,500
Carry forward general activity (UDA)	-279
17/18 Contracted orthodontic activity (UOA)	0
Carry forward orthodontic activity (UOA)	0
Baseline contract value	£418,583.05

ACCESS*

Patients seen in 24 months	Total	Change since previous quarter
Quarter ending September 2016	5,426	
Quarter ending December 2016	5,441	→
Quarter ending March 2017	5,516	→
Quarter ending June 2017	5,485	→
Quarter ending September 2017	5,423	↓
Variance since September 2016	(0.1%)	→



ACTIVITY



Month	Adjusted Scheduled Activity (UDA)	
	2017	2018
April	1,108	625
May	2,752	2,023
June	3,702	2,850
July	5,248	4,529
August	6,670	5,792
September	7,723	6,861
October	9,226	
November	10,421	
December	11,646	
January	13,046	
February	13,309	
March	15,957	
April	16,790	
May	16,777	
June	16,779	

QUALITY

	Quantity	Base Number	Contract	AT	Region	England
% of FP17s for the same patient ID Re-attending within 3 months - Children	60	865	6.9%	9.9%	11.6%	11.9%
% of FP17s for the same patient ID Re-attending within 3 months - Adults	433	2,830	15.3%	14.7%	15.2%	15.9%
% of FP17s for the same patient ID Re-attending between 3 & 9 months - Children	561	865	64.9%	51.5%	59.1%	58.1%
% of FP17s for the same patient ID Re-attending between 3 & 9 months - Adults	1,631	2,830	57.6%	47.4%	51.7%	50.6%
% of FP17s for Band 1 Urgent Courses	206	3,320	6.2%	8.1%	8.0%	9.1%
% of FP17s Relating to Free Repair or Replacements	64	3,320	1.9%	0.7%	0.8%	0.8%
% of FP17s Relating to Continuations	34	3,320	1.0%	0.8%	1.0%	1.1%
% of Patients satisfied with the dentistry they have received	5	7	N/A	91.3%	91.5%	91.4%
% of Patients satisfied with the time they had to wait for an appointment	7	7	N/A	90.2%	88.2%	87.7%

* This is based on patients treated on this contract for their most recent course of treatment. Figures in italics indicate the base number of FP17s or Patient Questionnaire responses are less than 100. N/A is shown where the base number of responses is less than 10 during the period. % is calculated as Quantity/Base number*100

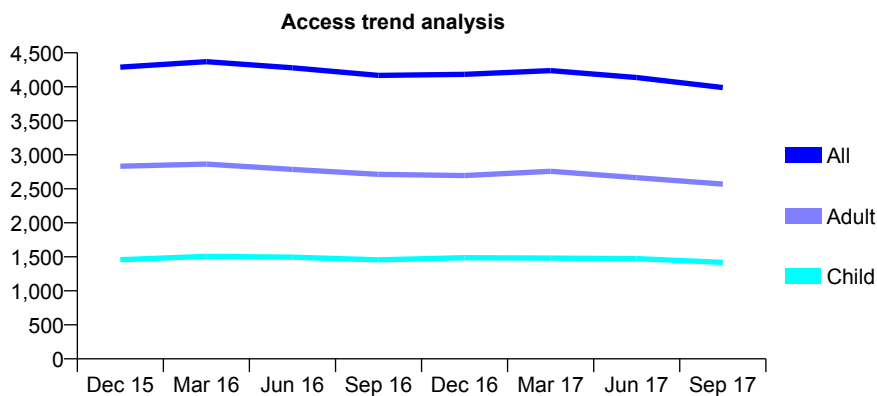
Q54 - Vital Signs At a Glance Contract Report for 976989/0001 - September 2017

Name or company name	MR SS SOHAL
Contract type name	GDS Contract
Purpose of contract	General
Contract start date	23/11/2013
Contract end date	

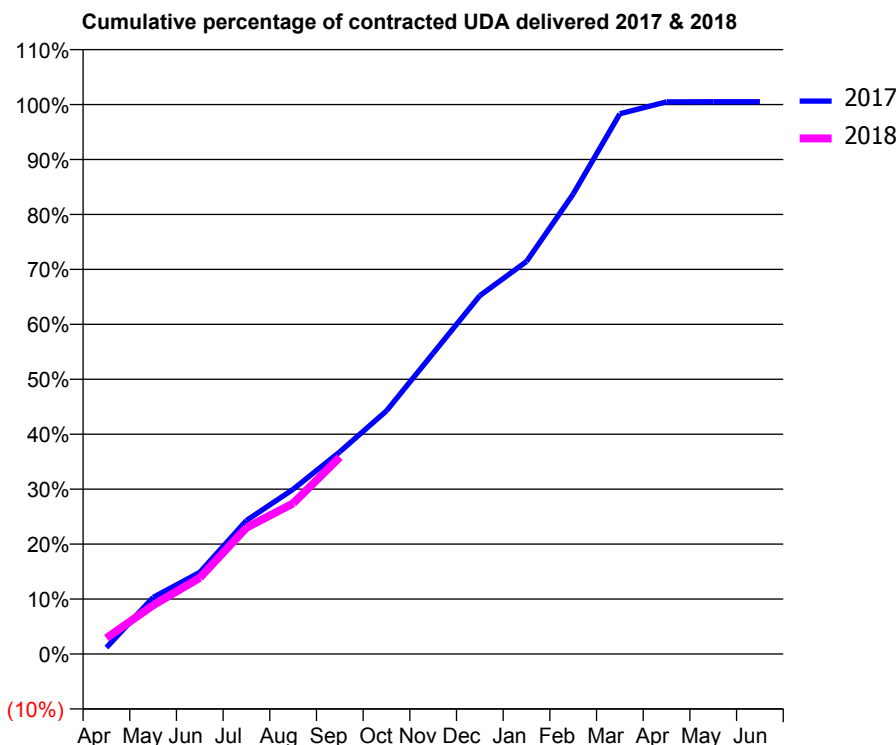
17/18 Contracted general activity (UDA)	12,884
Carry forward general activity (UDA)	0
17/18 Contracted orthodontic activity (UOA)	0
Carry forward orthodontic activity (UOA)	0
Baseline contract value	£344,357.32

ACCESS*

Patients seen in 24 months	Total	Change since previous quarter
Quarter ending September 2016	4,168	
Quarter ending December 2016	4,184	→
Quarter ending March 2017	4,238	→
Quarter ending June 2017	4,137	↓
Quarter ending September 2017	3,989	↓
Variance since September 2016	(4.3%)	↓



ACTIVITY



Month	Adjusted Scheduled Activity (UDA)	
	2017	2018
April	151	375
May	1,326	1,143
June	1,916	1,786
July	3,132	2,964
August	3,864	3,531
September	4,741	4,617
October	5,700	
November	7,053	
December	8,403	
January	9,202	
February	10,785	
March	12,666	
April	12,946	
May	12,949	
June	12,949	

QUALITY

	Quantity	Base Number	Contract	AT	Region	England
% of FP17s for the same patient ID Re-attending within 3 months - Children	44	852	5.2%	9.9%	11.6%	11.9%
% of FP17s for the same patient ID Re-attending within 3 months - Adults	151	1,290	11.7%	14.7%	15.2%	15.9%
% of FP17s for the same patient ID Re-attending between 3 & 9 months - Children	543	852	63.7%	51.5%	59.1%	58.1%
% of FP17s for the same patient ID Re-attending between 3 & 9 months - Adults	692	1,290	53.6%	47.4%	51.7%	50.6%
% of FP17s for Band 1 Urgent Courses	175	2,035	8.6%	8.1%	8.0%	9.1%
% of FP17s Relating to Free Repair or Replacements	3	2,035	0.1%	0.7%	0.8%	0.8%
% of FP17s Relating to Continuations	11	2,035	0.5%	0.8%	1.0%	1.1%
% of Patients satisfied with the dentistry they have received	0	1	N/A	91.3%	91.5%	91.4%
% of Patients satisfied with the time they had to wait for an appointment	1	1	N/A	90.2%	88.2%	87.7%

* This is based on patients treated on this contract for their most recent course of treatment. Figures in italics indicate the base number of FP17s or Patient Questionnaire responses are less than 100. N/A is shown where the base number of responses is less than 10 during the period. % is calculated as Quantity/Base number*100

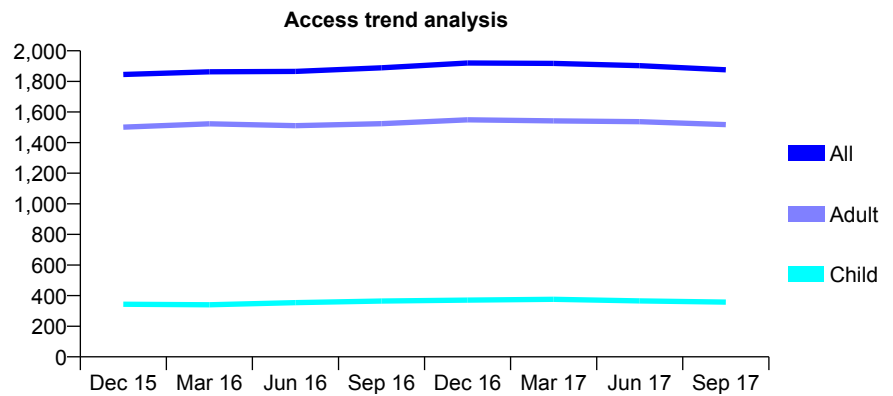
Q54 - Vital Signs At a Glance Contract Report for 993913/0001 - September 2017

Name or company name	MR SL REES
Contract type name	PDS Contract
Purpose of contract	General and Orthodontic
Contract start date	01/04/2006
Contract end date	31/03/2021

17/18 Contracted general activity (UDA)	6,811
Carry forward general activity (UDA)	0
17/18 Contracted orthodontic activity (UOA)	450
Carry forward orthodontic activity (UOA)	0
Baseline contract value	£250,952.21

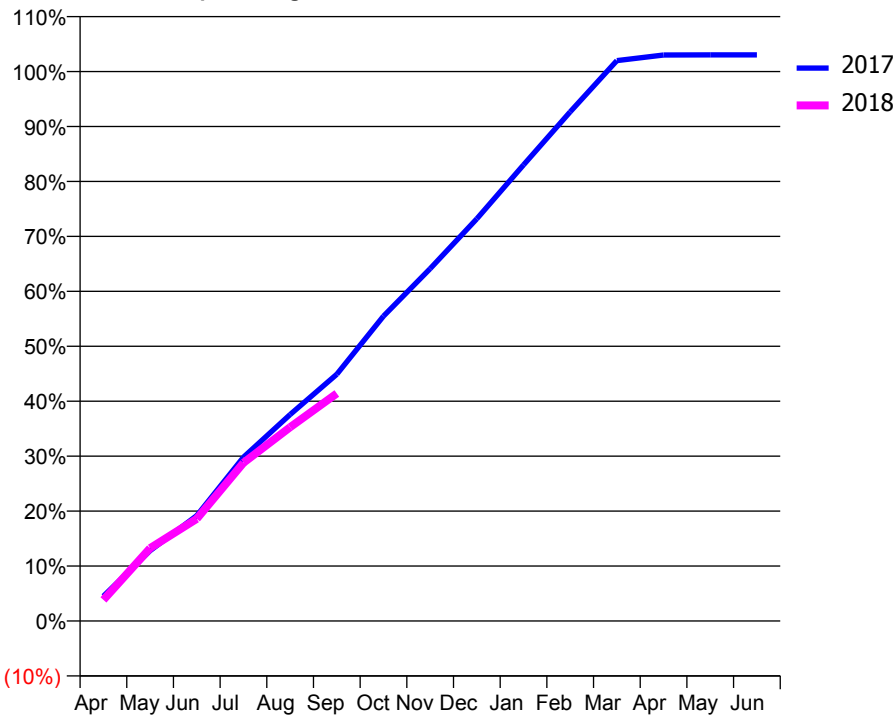
ACCESS*

Patients seen in 24 months	Total	Change since previous quarter
Quarter ending September 2016	1,889	
Quarter ending December 2016	1,920	→
Quarter ending March 2017	1,918	→
Quarter ending June 2017	1,903	→
Quarter ending September 2017	1,876	↓
Variance since September 2016	(0.7%)	→



ACTIVITY

Cumulative percentage of contracted UDA delivered 2017 & 2018



Month	Adjusted Scheduled Activity (UDA)	
	2017	2018
April	309	262
May	871	904
June	1,307	1,266
July	2,030	1,960
August	2,559	2,402
September	3,059	2,821
October	3,778	
November	4,368	
December	4,986	
January	5,653	
February	6,312	
March	6,946	
April	7,015	
May	7,018	
June	7,018	

QUALITY

	Quantity	Base Number	Contract	AT	Region	England
% of FP17s for the same patient ID Re-attending within 3 months - Children	43	301	14.3%	9.9%	11.6%	11.9%
% of FP17s for the same patient ID Re-attending within 3 months - Adults	136	1,014	13.4%	14.7%	15.2%	15.9%
% of FP17s for the same patient ID Re-attending between 3 & 9 months - Children	131	301	43.5%	51.5%	59.1%	58.1%
% of FP17s for the same patient ID Re-attending between 3 & 9 months - Adults	662	1,014	65.3%	47.4%	51.7%	50.6%
% of FP17s for Band 1 Urgent Courses	25	1,197	2.1%	8.1%	8.0%	9.1%
% of FP17s Relating to Free Repair or Replacements	22	1,197	1.8%	0.7%	0.8%	0.8%
% of FP17s Relating to Continuations	16	1,197	1.3%	0.8%	1.0%	1.1%
% of Patients satisfied with the dentistry they have received	2	2	N/A	91.3%	91.5%	91.4%
% of Patients satisfied with the time they had to wait for an appointment	2	2	N/A	90.2%	88.2%	87.7%

* This is based on patients treated on this contract for their most recent course of treatment. Figures in italics indicate the base number of FP17s or Patient Questionnaire responses are less than 100. N/A is shown where the base number of responses is less than 10 during the period. % is calculated as Quantity/Base number*100

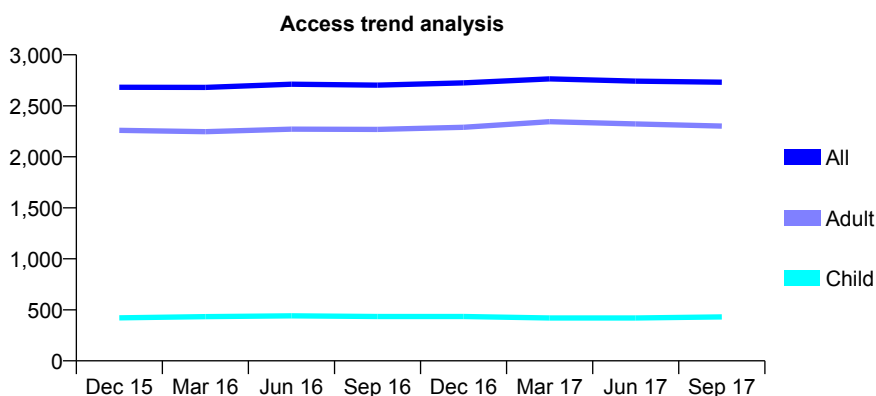
Q54 - Vital Signs At a Glance Contract Report for 993956/0001 - September 2017

Name or company name	MR SM BENTLEY
Contract type name	GDS Contract
Purpose of contract	General
Contract start date	01/04/2006
Contract end date	

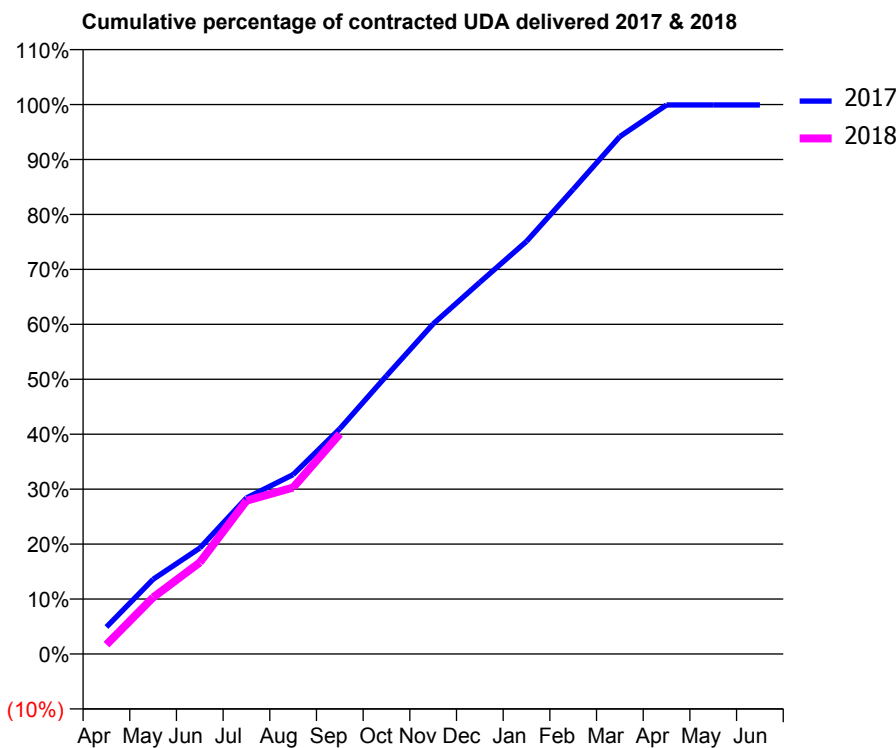
17/18 Contracted general activity (UDA)	7,816
Carry forward general activity (UDA)	5
17/18 Contracted orthodontic activity (UOA)	0
Carry forward orthodontic activity (UOA)	0
Baseline contract value	£167,605.66

ACCESS*

Patients seen in 24 months	Total	Change since previous quarter
Quarter ending September 2016	2,703	
Quarter ending December 2016	2,725	→
Quarter ending March 2017	2,764	→
Quarter ending June 2017	2,742	→
Quarter ending September 2017	2,732	→
Variance since September 2016	1.1%	→



ACTIVITY



Month	Adjusted Scheduled Activity (UDA)	
	2017	2018
April	384	134
May	1,063	805
June	1,508	1,303
July	2,219	2,181
August	2,552	2,368
September	3,205	3,131
October	3,957	
November	4,695	
December	5,287	
January	5,870	
February	6,610	
March	7,360	
April	7,810	
May	7,810	
June	7,810	

QUALITY

	Quantity	Base Number	Contract	AT	Region	England
% of FP17s for the same patient ID Re-attending within 3 months - Children	11	265	4.2%	9.9%	11.6%	11.9%
% of FP17s for the same patient ID Re-attending within 3 months - Adults	182	1,416	12.9%	14.7%	15.2%	15.9%
% of FP17s for the same patient ID Re-attending between 3 & 9 months - Children	126	265	47.5%	51.5%	59.1%	58.1%
% of FP17s for the same patient ID Re-attending between 3 & 9 months - Adults	737	1,416	52.0%	47.4%	51.7%	50.6%
% of FP17s for Band 1 Urgent Courses	38	1,517	2.5%	8.1%	8.0%	9.1%
% of FP17s Relating to Free Repair or Replacements	25	1,517	1.6%	0.7%	0.8%	0.8%
% of FP17s Relating to Continuations	21	1,517	1.4%	0.8%	1.0%	1.1%
% of Patients satisfied with the dentistry they have received	7	7	N/A	91.3%	91.5%	91.4%
% of Patients satisfied with the time they had to wait for an appointment	7	7	N/A	90.2%	88.2%	87.7%

* This is based on patients treated on this contract for their most recent course of treatment. Figures in italics indicate the base number of FP17s or Patient Questionnaire responses are less than 100. N/A is shown where the base number of responses is less than 10 during the period. % is calculated as Quantity/Base number*100

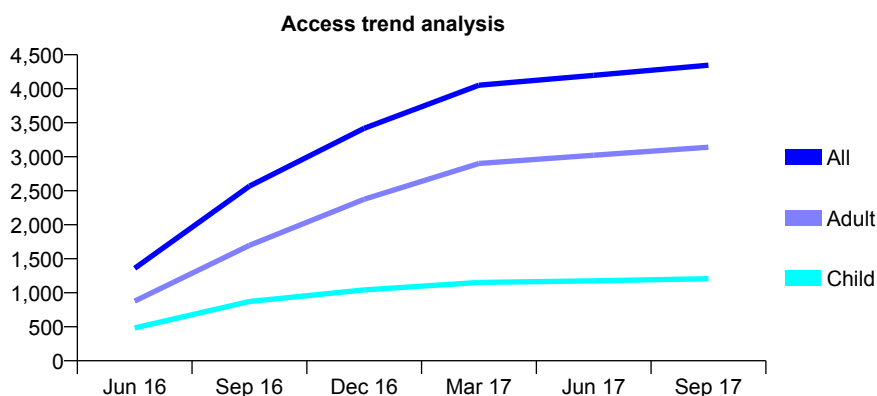
Q55 - Vital Signs At a Glance Contract Report for 100062/0000 - September 2017

Name or company name	MR EG MCDAID
Contract type name	GDS Contract
Purpose of contract	General
Contract start date	01/04/2016
Contract end date	

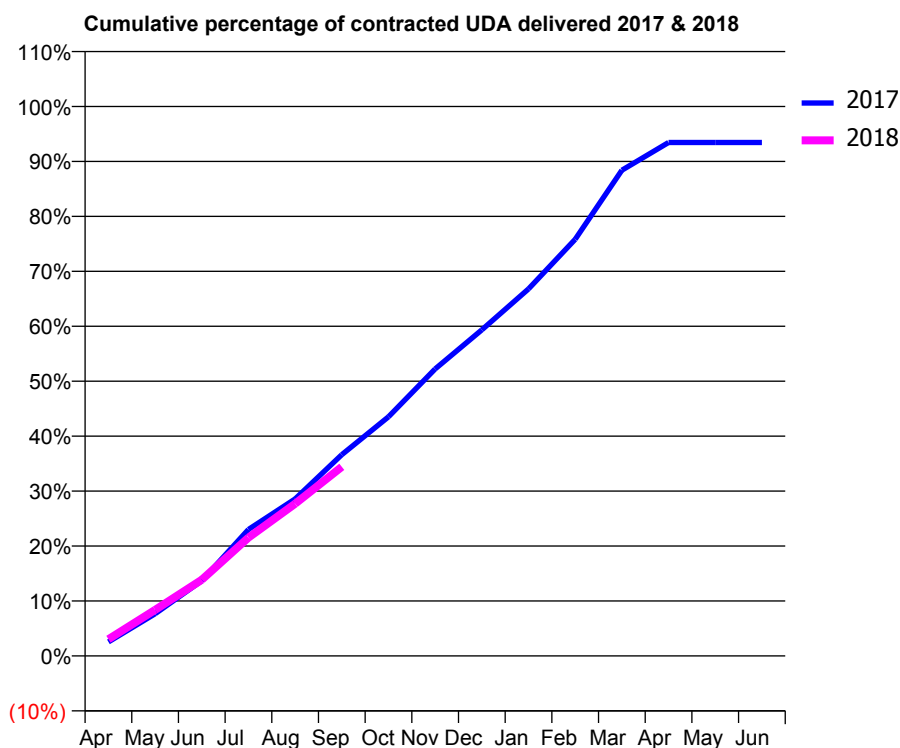
17/18 Contracted general activity (UDA)	15,426
Carry forward general activity (UDA)	0
17/18 Contracted orthodontic activity (UOA)	0
Carry forward orthodontic activity (UOA)	0
Baseline contract value	£401,039.16

ACCESS*

Patients seen in 24 months	Total	Change since previous quarter
Quarter ending September 2016	2,568	
Quarter ending December 2016	3,419	↑
Quarter ending March 2017	4,052	↑
Quarter ending June 2017	4,197	↑
Quarter ending September 2017	4,347	↑
Variance since September 2016	69.3%	↑



ACTIVITY



Month	Adjusted Scheduled Activity (UDA)	
	2017	2018
April	396	469
May	1,185	1,292
June	2,112	2,138
July	3,549	3,322
August	4,408	4,272
September	5,651	5,309
October	6,713	
November	8,057	
December	9,153	
January	10,305	
February	11,696	
March	13,636	
April	14,412	
May	14,412	
June	14,412	

QUALITY

	Quantity	Base Number	Contract	AT	Region	England
% of FP17s for the same patient ID Re-attending within 3 months - Children	104	1,096	9.5%	10.4%	11.6%	11.9%
% of FP17s for the same patient ID Re-attending within 3 months - Adults	309	2,243	13.8%	14.2%	15.2%	15.9%
% of FP17s for the same patient ID Re-attending between 3 & 9 months - Children	799	1,096	72.9%	61.8%	59.1%	58.1%
% of FP17s for the same patient ID Re-attending between 3 & 9 months - Adults	1,264	2,243	56.4%	55.7%	51.7%	50.6%
% of FP17s for Band 1 Urgent Courses	152	2,516	6.0%	7.3%	8.0%	9.1%
% of FP17s Relating to Free Repair or Replacements	50	2,516	2.0%	0.8%	0.8%	0.8%
% of FP17s Relating to Continuations	37	2,516	1.5%	1.3%	1.0%	1.1%
% of Patients satisfied with the dentistry they have received	9	12	75.0%	90.7%	91.5%	91.4%
% of Patients satisfied with the time they had to wait for an appointment	12	12	100.0%	86.7%	88.2%	87.7%

* This is based on patients treated on this contract for their most recent course of treatment. Figures in italics indicate the base number of FP17s or Patient Questionnaire responses are less than 100. N/A is shown where the base number of responses is less than 10 during the period. % is calculated as Quantity/Base number*100

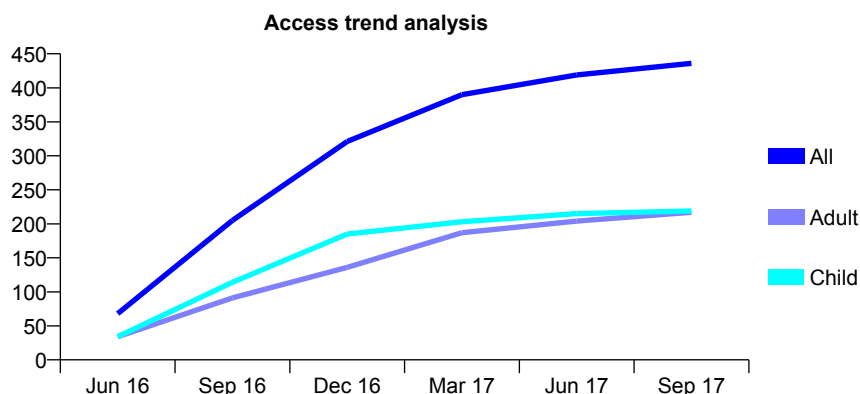
Q55 - Vital Signs At a Glance Contract Report for 100101/0000 - September 2017

Name or company name	Brookview Dental Care
Contract type name	GDS Contract
Purpose of contract	General
Contract start date	01/04/2016
Contract end date	

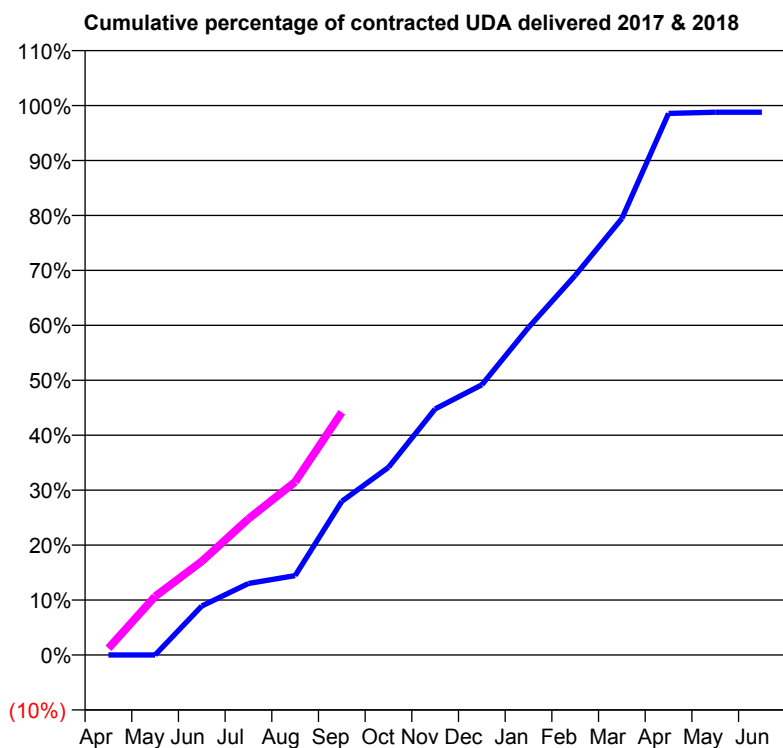
17/18 Contracted general activity (UDA)	980
Carry forward general activity (UDA)	0
17/18 Contracted orthodontic activity (UOA)	0
Carry forward orthodontic activity (UOA)	0
Baseline contract value	£29,416.55

ACCESS*

Patients seen in 24 months	Total	Change since previous quarter
Quarter ending September 2016	205	
Quarter ending December 2016	321	↑
Quarter ending March 2017	390	↑
Quarter ending June 2017	419	↑
Quarter ending September 2017	436	↑
Variance since September 2016	112.7%	↑



ACTIVITY



Month	Adjusted Scheduled Activity (UDA)	
	2017	2018
April	0	12
May	0	105
June	87	167
July	128	243
August	142	309
September	274	433
October	335	
November	439	
December	482	
January	584	
February	677	
March	778	
April	966	
May	968	
June	968	

QUALITY

	Quantity	Base Number	Contract	AT	Region	England
% of FP17s for the same patient ID Re-attending within 3 months - Children	8	199	4.0%	10.4%	11.6%	11.9%
% of FP17s for the same patient ID Re-attending within 3 months - Adults	26	170	15.3%	14.2%	15.2%	15.9%
% of FP17s for the same patient ID Re-attending between 3 & 9 months - Children	157	199	78.9%	61.8%	59.1%	58.1%
% of FP17s for the same patient ID Re-attending between 3 & 9 months - Adults	88	170	51.8%	55.7%	51.7%	50.6%
% of FP17s for Band 1 Urgent Courses	10	298	3.4%	7.3%	8.0%	9.1%
% of FP17s Relating to Free Repair or Replacements	0	298	0.0%	0.8%	0.8%	0.8%
% of FP17s Relating to Continuations	1	298	0.3%	1.3%	1.0%	1.1%
% of Patients satisfied with the dentistry they have received	0	0	N/A	90.7%	91.5%	91.4%
% of Patients satisfied with the time they had to wait for an appointment	0	0	N/A	86.7%	88.2%	87.7%

* This is based on patients treated on this contract for their most recent course of treatment. Figures in italics indicate the base number of FP17s or Patient Questionnaire responses are less than 100. N/A is shown where the base number of responses is less than 10 during the period. % is calculated as Quantity/Base number*100

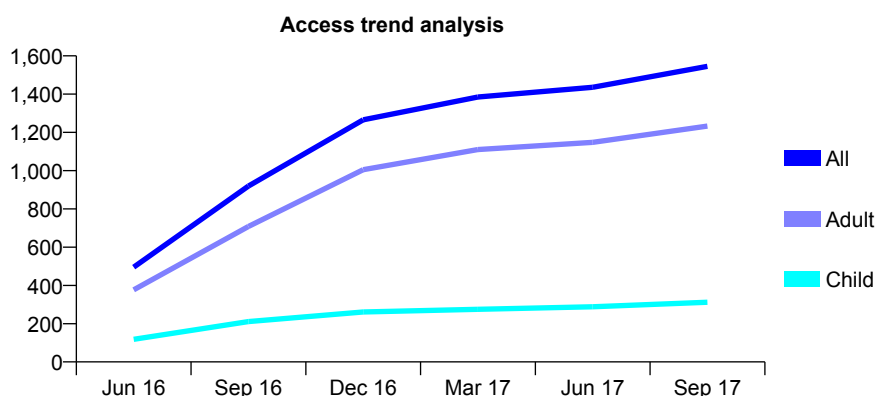
Q55 - Vital Signs At a Glance Contract Report for 100103/0000 - September 2017

Name or company name	Dr H S Thiara, Mrs R K Mattu
Contract type name	GDS Contract
Purpose of contract	General
Contract start date	01/04/2016
Contract end date	

17/18 Contracted general activity (UDA)	5,332
Carry forward general activity (UDA)	0
17/18 Contracted orthodontic activity (UOA)	0
Carry forward orthodontic activity (UOA)	0
Baseline contract value	£208,844.68

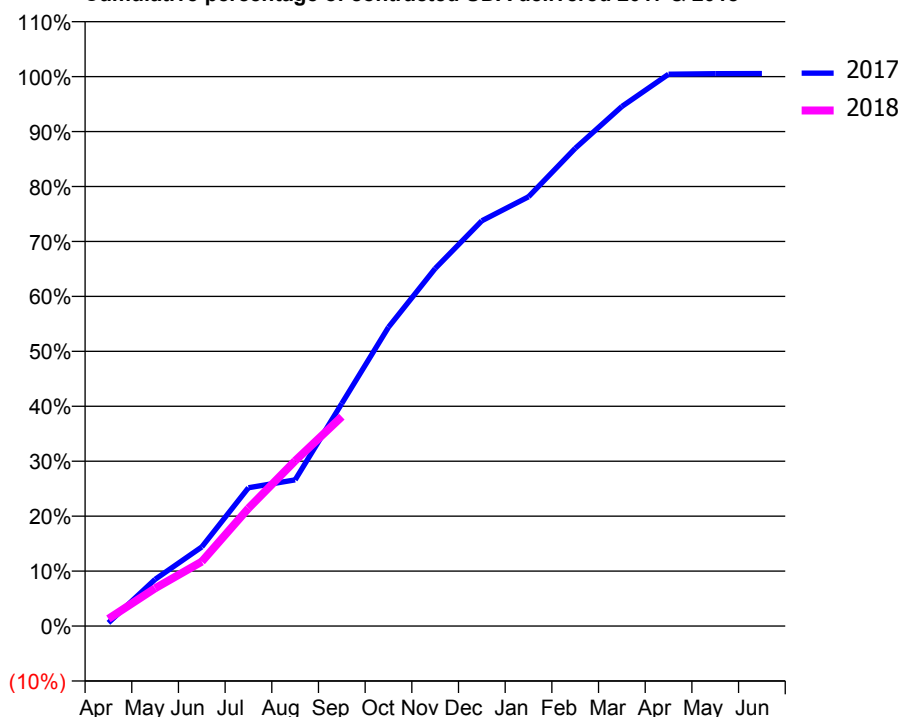
ACCESS*

Patients seen in 24 months	Total	Change since previous quarter
Quarter ending September 2016	919	
Quarter ending December 2016	1,266	↑
Quarter ending March 2017	1,385	↑
Quarter ending June 2017	1,436	↑
Quarter ending September 2017	1,545	↑
Variance since September 2016	68.1%	↑



ACTIVITY

Cumulative percentage of contracted UDA delivered 2017 & 2018



Adjusted Scheduled Activity (UDA)

Month	2017	2018
April	32	70
May	453	367
June	768	626
July	1,343	1,143
August	1,418	1,604
September	2,160	2,032
October	2,900	
November	3,469	
December	3,933	
January	4,165	
February	4,635	
March	5,042	
April	5,355	
May	5,360	
June	5,361	

QUALITY

	Quantity	Base Number	Contract	AT	Region	England
% of FP17s for the same patient ID Re-attending within 3 months - Children	31	279	11.1%	10.4%	11.6%	11.9%
% of FP17s for the same patient ID Re-attending within 3 months - Adults	181	947	19.1%	14.2%	15.2%	15.9%
% of FP17s for the same patient ID Re-attending between 3 & 9 months - Children	139	279	49.8%	61.8%	59.1%	58.1%
% of FP17s for the same patient ID Re-attending between 3 & 9 months - Adults	455	947	48.0%	55.7%	51.7%	50.6%
% of FP17s for Band 1 Urgent Courses	126	1,094	11.5%	7.3%	8.0%	9.1%
% of FP17s Relating to Free Repair or Replacements	6	1,094	0.5%	0.8%	0.8%	0.8%
% of FP17s Relating to Continuations	4	1,094	0.4%	1.3%	1.0%	1.1%
% of Patients satisfied with the dentistry they have received	1	1	N/A	90.7%	91.5%	91.4%
% of Patients satisfied with the time they had to wait for an appointment	1	1	N/A	86.7%	88.2%	87.7%

* This is based on patients treated on this contract for their most recent course of treatment. Figures in italics indicate the base number of FP17s or Patient Questionnaire responses are less than 100. N/A is shown where the base number of responses is less than 10 during the period. % is calculated as Quantity/Base number*100

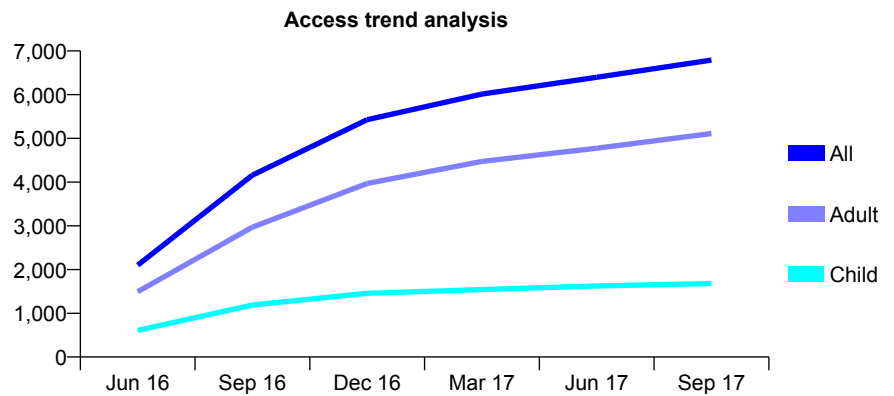
Q55 - Vital Signs At a Glance Contract Report for 100109/0000 - September 2017

Name or company name	Whitecross Dental Care Limited
Contract type name	GDS Contract
Purpose of contract	General
Contract start date	01/04/2016
Contract end date	

17/18 Contracted general activity (UDA)	24,298
Carry forward general activity (UDA)	0
17/18 Contracted orthodontic activity (UOA)	0
Carry forward orthodontic activity (UOA)	0
Baseline contract value	£608,842.19

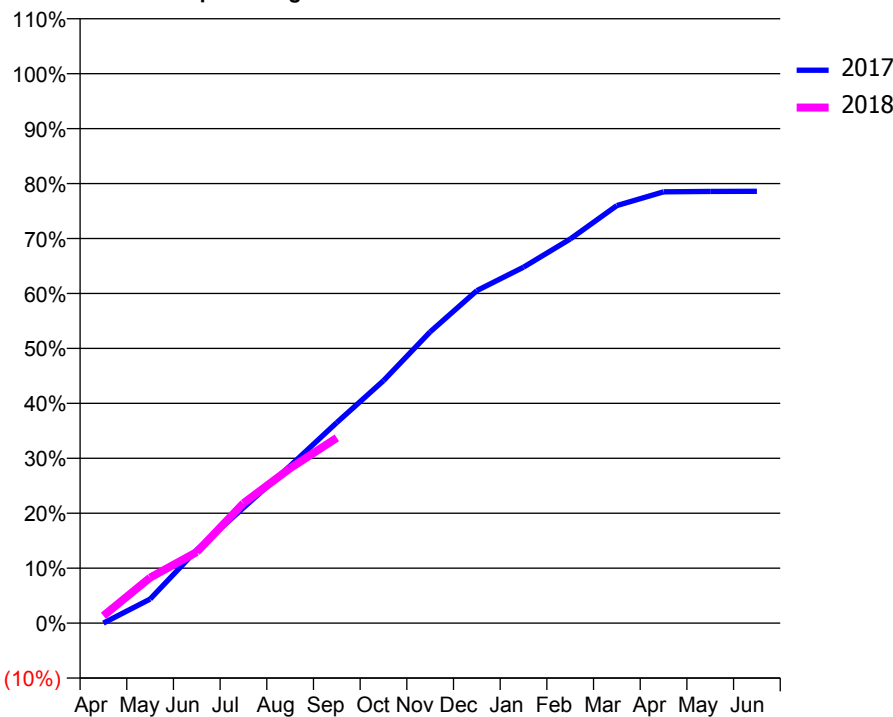
ACCESS*

Patients seen in 24 months	Total	Change since previous quarter
Quarter ending September 2016	4,158	
Quarter ending December 2016	5,427	↑
Quarter ending March 2017	6,014	↑
Quarter ending June 2017	6,399	↑
Quarter ending September 2017	6,790	↑
Variance since September 2016	63.3%	↑



ACTIVITY

Cumulative percentage of contracted UDA delivered 2017 & 2018



Month	Adjusted Scheduled Activity (UDA)	
	2017	2018
April	0	325
May	1,062	2,013
June	3,241	3,143
July	5,100	5,301
August	6,955	6,847
September	8,871	8,195
October	10,720	
November	12,878	
December	14,704	
January	15,739	
February	16,983	
March	18,467	
April	19,075	
May	19,091	
June	19,095	

QUALITY

	Quantity	Base Number	Contract	AT	Region	England
% of FP17s for the same patient ID Re-attending within 3 months - Children	65	1,275	5.1%	10.4%	11.6%	11.9%
% of FP17s for the same patient ID Re-attending within 3 months - Adults	375	3,404	11.0%	14.2%	15.2%	15.9%
% of FP17s for the same patient ID Re-attending between 3 & 9 months - Children	654	1,275	51.3%	61.8%	59.1%	58.1%
% of FP17s for the same patient ID Re-attending between 3 & 9 months - Adults	1,520	3,404	44.7%	55.7%	51.7%	50.6%
% of FP17s for Band 1 Urgent Courses	223	4,367	5.1%	7.3%	8.0%	9.1%
% of FP17s Relating to Free Repair or Replacements	34	4,367	0.8%	0.8%	0.8%	0.8%
% of FP17s Relating to Continuations	82	4,367	1.9%	1.3%	1.0%	1.1%
% of Patients satisfied with the dentistry they have received	15	16	93.8%	90.7%	91.5%	91.4%
% of Patients satisfied with the time they had to wait for an appointment	12	16	75.0%	86.7%	88.2%	87.7%

* This is based on patients treated on this contract for their most recent course of treatment. Figures in italics indicate the base number of FP17s or Patient Questionnaire responses are less than 100. N/A is shown where the base number of responses is less than 10 during the period. % is calculated as Quantity/Base number*100

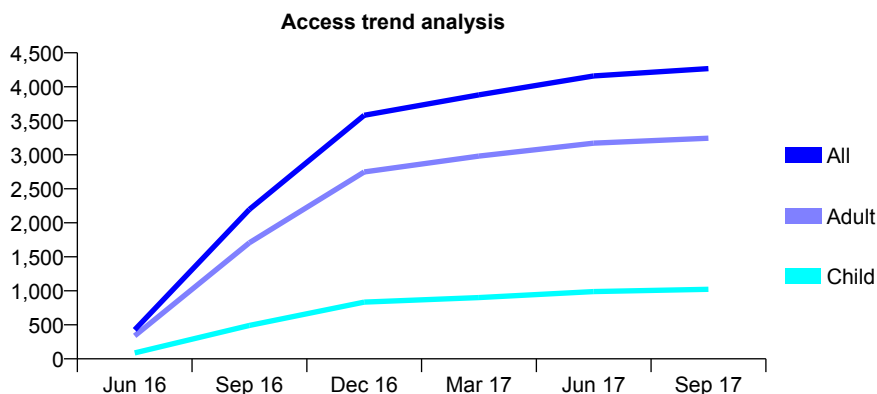
Q55 - Vital Signs At a Glance Contract Report for 100150/0000 - September 2017

Name or company name	MR JD AL-DAMOUK
Contract type name	GDS Contract
Purpose of contract	General and Orthodontic
Contract start date	01/06/2016
Contract end date	

17/18 Contracted general activity (UDA)	15,709
Carry forward general activity (UDA)	0
17/18 Contracted orthodontic activity (UOA)	575
Carry forward orthodontic activity (UOA)	0
Baseline contract value	£469,140.10

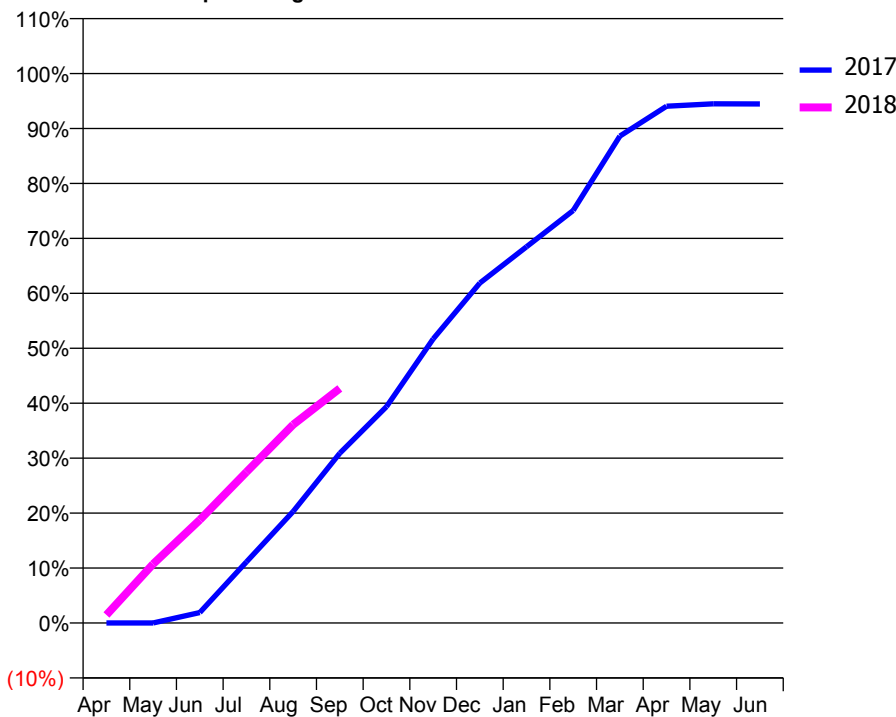
ACCESS*

Patients seen in 24 months	Total	Change since previous quarter
Quarter ending September 2016	2,197	
Quarter ending December 2016	3,582	↑
Quarter ending March 2017	3,882	↑
Quarter ending June 2017	4,160	↑
Quarter ending September 2017	4,267	↑
Variance since September 2016	94.2%	↑



ACTIVITY

Cumulative percentage of contracted UDA delivered 2017 & 2018



Adjusted Scheduled Activity (UDA)

Month	2017	2018
April	0	231
May	0	1,686
June	248	2,947
July	1,457	4,317
August	2,657	5,670
September	4,044	6,708
October	5,154	
November	6,769	
December	8,098	
January	8,963	
February	9,828	
March	11,601	
April	12,310	
May	12,368	
June	12,367	

QUALITY

	Quantity	Base Number	Contract	AT	Region	England
% of FP17s for the same patient ID Re-attending within 3 months - Children	65	1,087	6.0%	10.4%	11.6%	11.9%
% of FP17s for the same patient ID Re-attending within 3 months - Adults	478	3,189	15.0%	14.2%	15.2%	15.9%
% of FP17s for the same patient ID Re-attending between 3 & 9 months - Children	732	1,087	67.3%	61.8%	59.1%	58.1%
% of FP17s for the same patient ID Re-attending between 3 & 9 months - Adults	2,267	3,189	71.1%	55.7%	51.7%	50.6%
% of FP17s for Band 1 Urgent Courses	295	3,695	8.0%	7.3%	8.0%	9.1%
% of FP17s Relating to Free Repair or Replacements	21	3,695	0.6%	0.8%	0.8%	0.8%
% of FP17s Relating to Continuations	11	3,695	0.3%	1.3%	1.0%	1.1%
% of Patients satisfied with the dentistry they have received	11	11	100.0%	90.7%	91.5%	91.4%
% of Patients satisfied with the time they had to wait for an appointment	10	11	90.9%	86.7%	88.2%	87.7%

* This is based on patients treated on this contract for their most recent course of treatment. Figures in italics indicate the base number of FP17s or Patient Questionnaire responses are less than 100. N/A is shown where the base number of responses is less than 10 during the period. % is calculated as Quantity/Base number*100

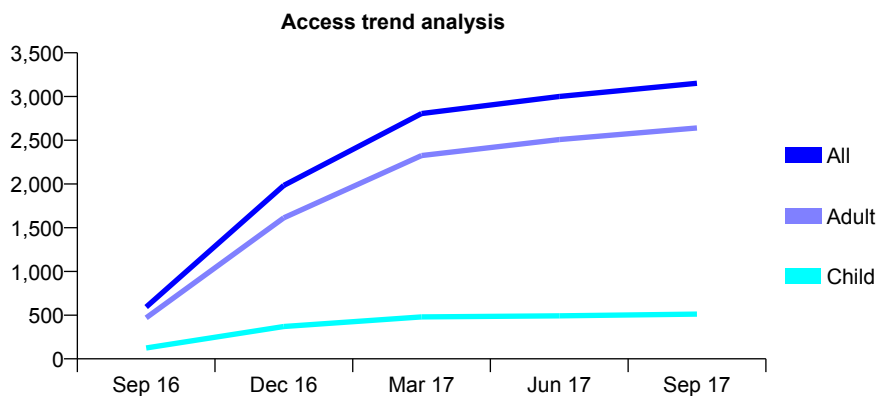
Q55 - Vital Signs At a Glance Contract Report for 100180/0000 - September 2017

Name or company name	Chaddesden Dental Practice
Contract type name	GDS Contract
Purpose of contract	General
Contract start date	01/08/2016
Contract end date	

17/18 Contracted general activity (UDA)	10,228
Carry forward general activity (UDA)	0
17/18 Contracted orthodontic activity (UOA)	0
Carry forward orthodontic activity (UOA)	0
Baseline contract value	£300,042.50

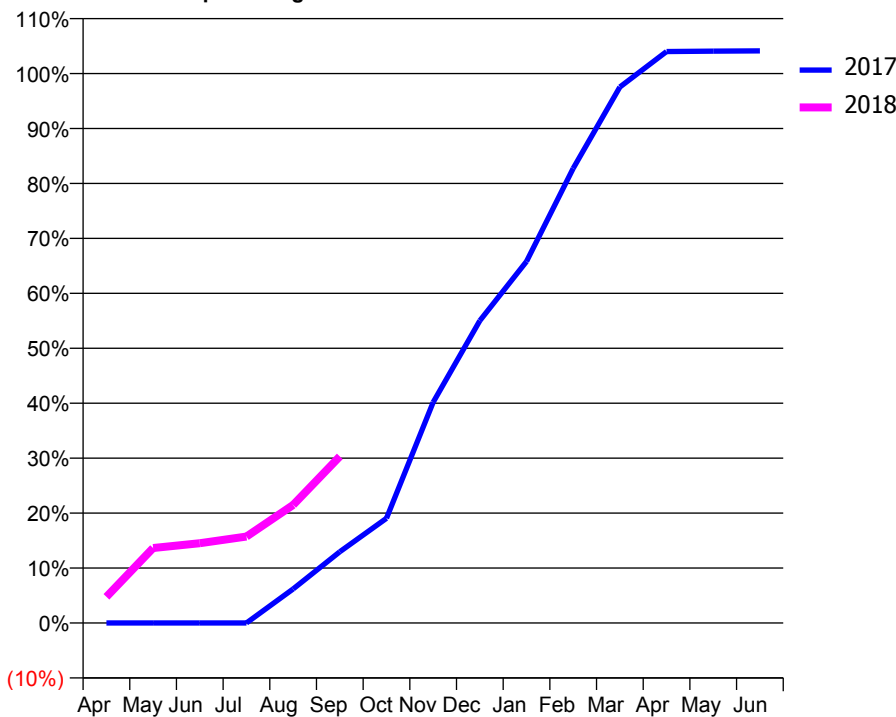
ACCESS*

Patients seen in 24 months	Total	Change since previous quarter
Quarter ending September 2016	593	
Quarter ending December 2016	1,983	↑
Quarter ending March 2017	2,805	↑
Quarter ending June 2017	3,000	↑
Quarter ending September 2017	3,152	↑
Variance since September 2016	431.5%	↑



ACTIVITY

Cumulative percentage of contracted UDA delivered 2017 & 2018



Month	Adjusted Scheduled Activity (UDA)	
	2017	2018
April	0	488
May	0	1,396
June	0	1,485
July	0	1,610
August	423	2,198
September	884	3,101
October	1,300	
November	2,740	
December	3,751	
January	4,488	
February	5,641	
March	6,651	
April	7,092	
May	7,096	
June	7,100	

QUALITY

	Quantity	Base Number	Contract	AT	Region	England
% of FP17s for the same patient ID Re-attending within 3 months - Children	10	349	2.9%	10.4%	11.6%	11.9%
% of FP17s for the same patient ID Re-attending within 3 months - Adults	137	1,700	8.1%	14.2%	15.2%	15.9%
% of FP17s for the same patient ID Re-attending between 3 & 9 months - Children	215	349	61.6%	61.8%	59.1%	58.1%
% of FP17s for the same patient ID Re-attending between 3 & 9 months - Adults	882	1,700	51.9%	55.7%	51.7%	50.6%
% of FP17s for Band 1 Urgent Courses	116	1,845	6.3%	7.3%	8.0%	9.1%
% of FP17s Relating to Free Repair or Replacements	14	1,845	0.8%	0.8%	0.8%	0.8%
% of FP17s Relating to Continuations	12	1,845	0.7%	1.3%	1.0%	1.1%
% of Patients satisfied with the dentistry they have received	8	9	N/A	90.7%	91.5%	91.4%
% of Patients satisfied with the time they had to wait for an appointment	8	9	N/A	86.7%	88.2%	87.7%

* This is based on patients treated on this contract for their most recent course of treatment. Figures in italics indicate the base number of FP17s or Patient Questionnaire responses are less than 100. N/A is shown where the base number of responses is less than 10 during the period. % is calculated as Quantity/Base number*100

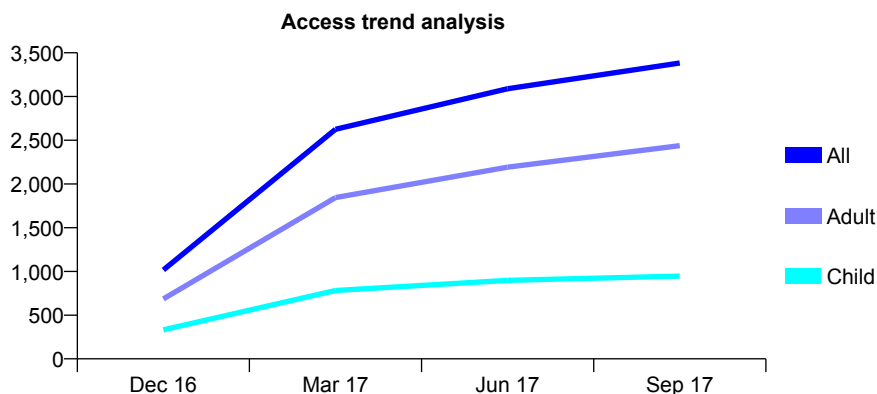
Q55 - Vital Signs At a Glance Contract Report for 100195/0000 - September 2017

Name or company name	TASK B LTD - T/A Dental Perfection
Contract type name	GDS Contract
Purpose of contract	General
Contract start date	01/08/2016
Contract end date	

17/18 Contracted general activity (UDA)	10,900
Carry forward general activity (UDA)	0
17/18 Contracted orthodontic activity (UOA)	0
Carry forward orthodontic activity (UOA)	0
Baseline contract value	£242,303.25

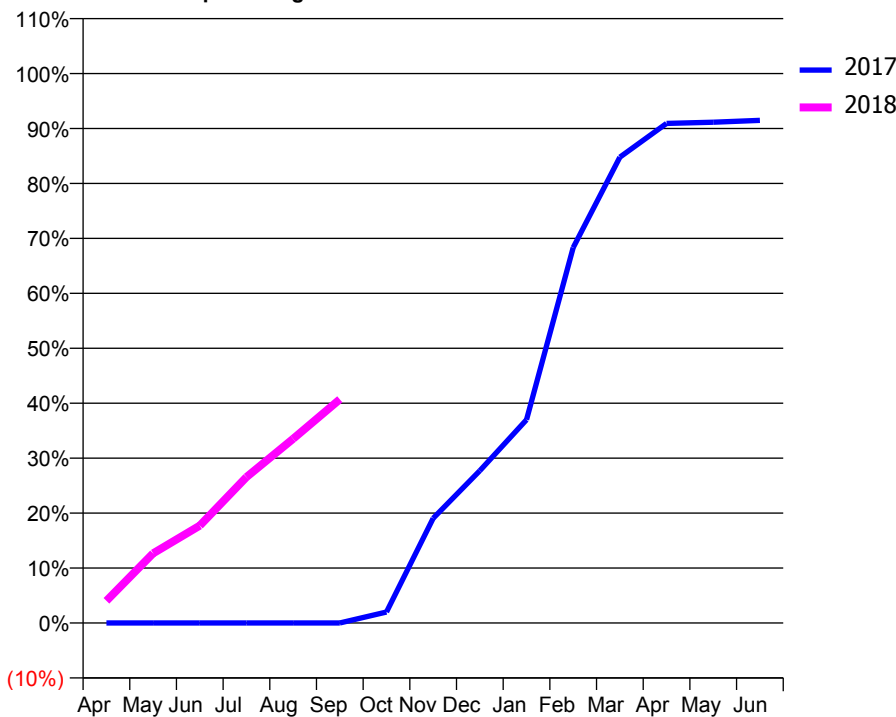
ACCESS*

Patients seen in 24 months	Total	Change since previous quarter
Quarter ending September 2016	0	
Quarter ending December 2016	1,017	↑
Quarter ending March 2017	2,626	↑
Quarter ending June 2017	3,089	↑
Quarter ending September 2017	3,384	↑
Variance since September 2016	N/A	



ACTIVITY

Cumulative percentage of contracted UDA delivered 2017 & 2018



Month	Adjusted Scheduled Activity (UDA)	
	2017	2018
April	0	439
May	0	1,381
June	0	1,933
July	0	2,894
August	0	3,654
September	0	4,438
October	145	
November	1,385	
December	2,015	
January	2,688	
February	4,966	
March	6,160	
April	6,608	
May	6,623	
June	6,647	

QUALITY

	Quantity	Base Number	Contract	AT	Region	England
% of FP17s for the same patient ID Re-attending within 3 months - Children	26	637	4.1%	10.4%	11.6%	11.9%
% of FP17s for the same patient ID Re-attending within 3 months - Adults	177	1,591	11.1%	14.2%	15.2%	15.9%
% of FP17s for the same patient ID Re-attending between 3 & 9 months - Children	328	637	51.5%	61.8%	59.1%	58.1%
% of FP17s for the same patient ID Re-attending between 3 & 9 months - Adults	664	1,591	41.7%	55.7%	51.7%	50.6%
% of FP17s for Band 1 Urgent Courses	102	2,020	5.0%	7.3%	8.0%	9.1%
% of FP17s Relating to Free Repair or Replacements	1	2,020	0.0%	0.8%	0.8%	0.8%
% of FP17s Relating to Continuations	40	2,020	2.0%	1.3%	1.0%	1.1%
% of Patients satisfied with the dentistry they have received	4	5	N/A	90.7%	91.5%	91.4%
% of Patients satisfied with the time they had to wait for an appointment	4	5	N/A	86.7%	88.2%	87.7%

* This is based on patients treated on this contract for their most recent course of treatment. Figures in italics indicate the base number of FP17s or Patient Questionnaire responses are less than 100. N/A is shown where the base number of responses is less than 10 during the period. % is calculated as Quantity/Base number*100

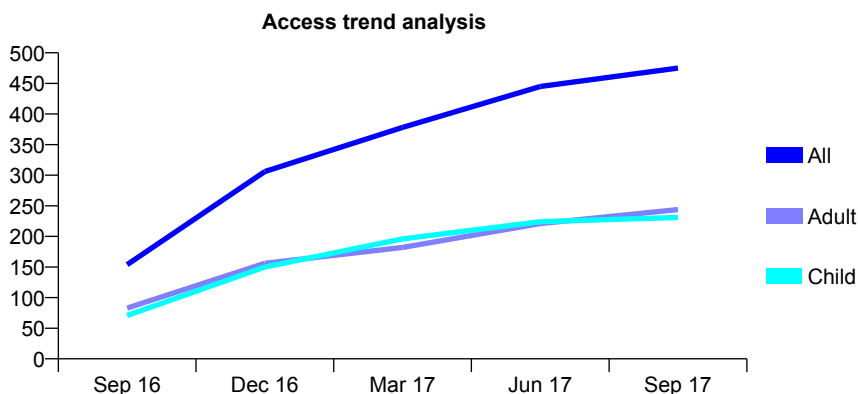
Q55 - Vital Signs At a Glance Contract Report for 100196/0000 - September 2017

Name or company name	Impressions Dental Care (Nottingham) Limi
Contract type name	GDS Contract
Purpose of contract	General
Contract start date	01/08/2016
Contract end date	

17/18 Contracted general activity (UDA)	1,375
Carry forward general activity (UDA)	0
17/18 Contracted orthodontic activity (UOA)	0
Carry forward orthodontic activity (UOA)	0
Baseline contract value	£32,591.39

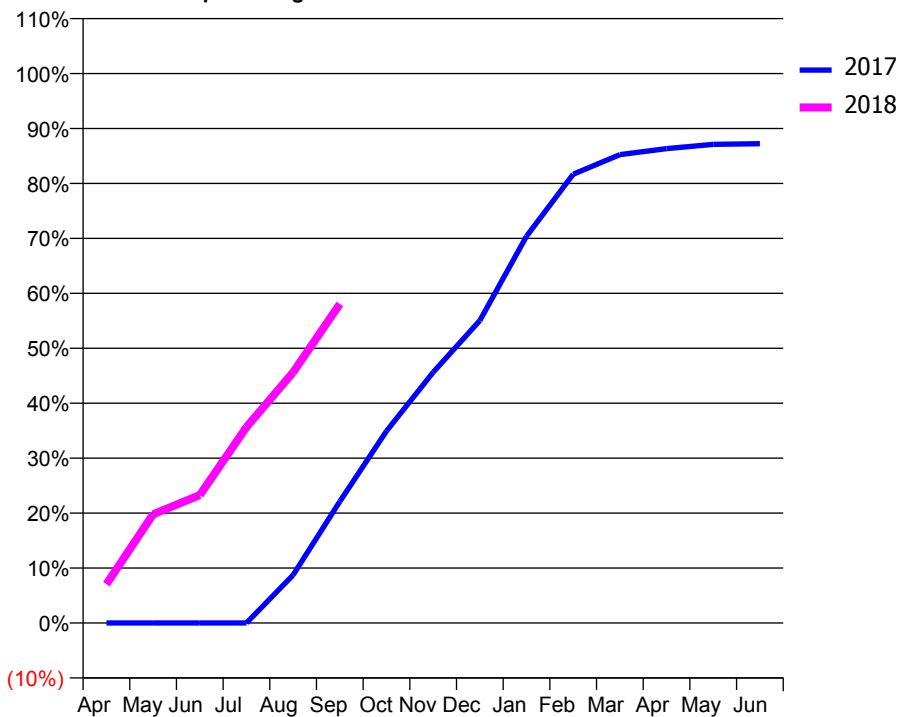
ACCESS*

Patients seen in 24 months	Total	Change since previous quarter
Quarter ending September 2016	154	
Quarter ending December 2016	306	↑
Quarter ending March 2017	378	↑
Quarter ending June 2017	445	↑
Quarter ending September 2017	475	↑
Variance since September 2016	208.4%	↑



ACTIVITY

Cumulative percentage of contracted UDA delivered 2017 & 2018



Adjusted Scheduled Activity (UDA)

Month	2017	2018
April	0	97
May	0	272
June	0	320
July	0	490
August	80	627
September	203	798
October	320	
November	418	
December	505	
January	645	
February	749	
March	782	
April	792	
May	799	
June	800	

QUALITY

	Quantity	Base Number	Contract	AT	Region	England
% of FP17s for the same patient ID Re-attending within 3 months - Children	19	219	8.7%	10.4%	11.6%	11.9%
% of FP17s for the same patient ID Re-attending within 3 months - Adults	36	225	16.0%	14.2%	15.2%	15.9%
% of FP17s for the same patient ID Re-attending between 3 & 9 months - Children	135	219	61.6%	61.8%	59.1%	58.1%
% of FP17s for the same patient ID Re-attending between 3 & 9 months - Adults	123	225	54.7%	55.7%	51.7%	50.6%
% of FP17s for Band 1 Urgent Courses	26	427	6.1%	7.3%	8.0%	9.1%
% of FP17s Relating to Free Repair or Replacements	1	427	0.2%	0.8%	0.8%	0.8%
% of FP17s Relating to Continuations	3	427	0.7%	1.3%	1.0%	1.1%
% of Patients satisfied with the dentistry they have received	0	0	N/A	90.7%	91.5%	91.4%
% of Patients satisfied with the time they had to wait for an appointment	0	0	N/A	86.7%	88.2%	87.7%

* This is based on patients treated on this contract for their most recent course of treatment. Figures in italics indicate the base number of FP17s or Patient Questionnaire responses are less than 100. N/A is shown where the base number of responses is less than 10 during the period. % is calculated as Quantity/Base number*100

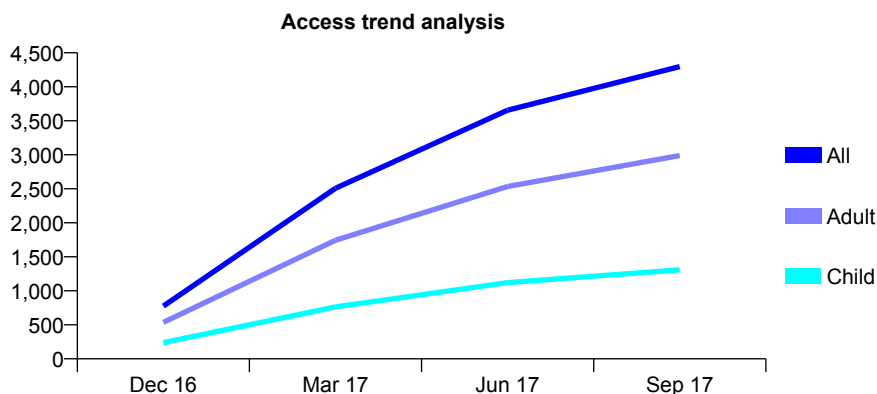
Q55 - Vital Signs At a Glance Contract Report for 100205/0000 - September 2017

Name or company name	Family Medical Centre (Green//Hanji)
Contract type name	GDS Contract
Purpose of contract	General
Contract start date	01/08/2016
Contract end date	

17/18 Contracted general activity (UDA)	21,057
Carry forward general activity (UDA)	0
17/18 Contracted orthodontic activity (UOA)	0
Carry forward orthodontic activity (UOA)	0
Baseline contract value	£580,919.49

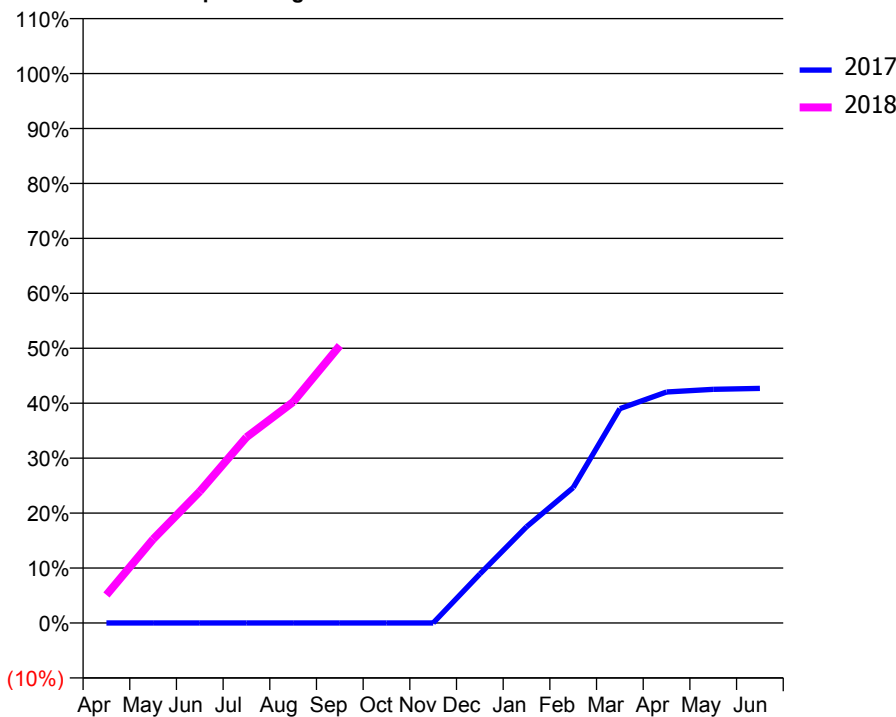
ACCESS*

Patients seen in 24 months	Total	Change since previous quarter
Quarter ending September 2016	0	
Quarter ending December 2016	775	↑
Quarter ending March 2017	2,508	↑
Quarter ending June 2017	3,655	↑
Quarter ending September 2017	4,297	↑
Variance since September 2016	N/A	



ACTIVITY

Cumulative percentage of contracted UDA delivered 2017 & 2018



Month	Adjusted Scheduled Activity (UDA)	
	2017	2018
April	0	1,074
May	0	3,209
June	0	5,041
July	0	7,120
August	0	8,468
September	0	10,633
October	0	
November	0	
December	2,034	
January	3,993	
February	5,622	
March	8,896	
April	9,591	
May	9,702	
June	9,740	

QUALITY

	Quantity	Base Number	Contract	AT	Region	England
% of FP17s for the same patient ID Re-attending within 3 months - Children	95	1,091	8.7%	10.4%	11.6%	11.9%
% of FP17s for the same patient ID Re-attending within 3 months - Adults	336	2,406	14.0%	14.2%	15.2%	15.9%
% of FP17s for the same patient ID Re-attending between 3 & 9 months - Children	353	1,091	32.4%	61.8%	59.1%	58.1%
% of FP17s for the same patient ID Re-attending between 3 & 9 months - Adults	636	2,406	26.4%	55.7%	51.7%	50.6%
% of FP17s for Band 1 Urgent Courses	158	3,275	4.8%	7.3%	8.0%	9.1%
% of FP17s Relating to Free Repair or Replacements	37	3,275	1.1%	0.8%	0.8%	0.8%
% of FP17s Relating to Continuations	21	3,275	0.6%	1.3%	1.0%	1.1%
% of Patients satisfied with the dentistry they have received	7	7	N/A	90.7%	91.5%	91.4%
% of Patients satisfied with the time they had to wait for an appointment	7	7	N/A	86.7%	88.2%	87.7%

* This is based on patients treated on this contract for their most recent course of treatment. Figures in italics indicate the base number of FP17s or Patient Questionnaire responses are less than 100. N/A is shown where the base number of responses is less than 10 during the period. % is calculated as Quantity/Base number*100

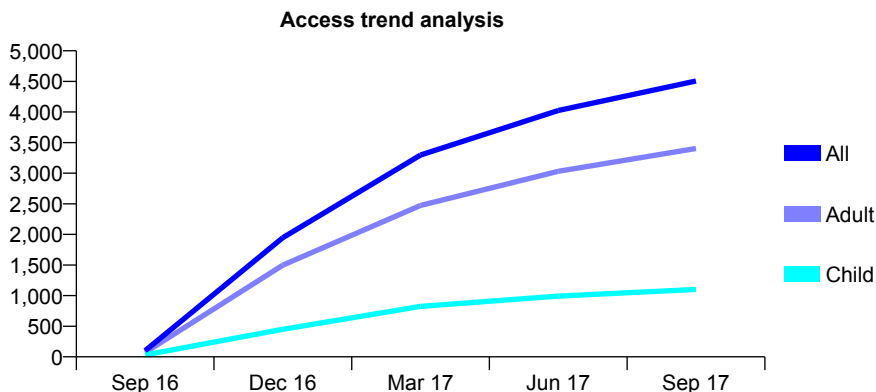
Q55 - Vital Signs At a Glance Contract Report for 100211/0000 - September 2017

Name or company name	Rivergreen Dental Practice
Contract type name	GDS Contract
Purpose of contract	General
Contract start date	01/09/2016
Contract end date	

17/18 Contracted general activity (UDA)	14,929
Carry forward general activity (UDA)	0
17/18 Contracted orthodontic activity (UOA)	0
Carry forward orthodontic activity (UOA)	0
Baseline contract value	£386,825.46

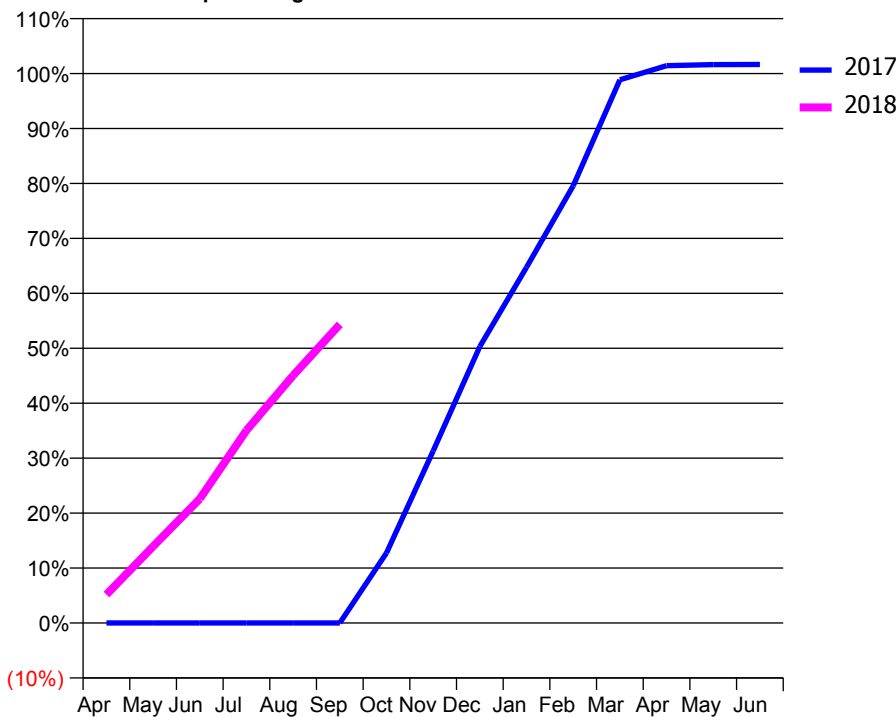
ACCESS*

Patients seen in 24 months	Total	Change since previous quarter
Quarter ending September 2016	102	
Quarter ending December 2016	1,946	↑
Quarter ending March 2017	3,298	↑
Quarter ending June 2017	4,024	↑
Quarter ending September 2017	4,507	↑
Variance since September 2016	4318.6%	↑



ACTIVITY

Cumulative percentage of contracted UDA delivered 2017 & 2018



Adjusted Scheduled Activity (UDA)

Month	2017	2018
April	0	772
May	0	2,082
June	0	3,373
July	0	5,234
August	0	6,725
September	0	8,113
October	1,111	
November	2,728	
December	4,381	
January	5,637	
February	6,928	
March	8,610	
April	8,834	
May	8,851	
June	8,853	

QUALITY

	Quantity	Base Number	Contract	AT	Region	England
% of FP17s for the same patient ID Re-attending within 3 months - Children	59	956	6.2%	10.4%	11.6%	11.9%
% of FP17s for the same patient ID Re-attending within 3 months - Adults	386	3,020	12.8%	14.2%	15.2%	15.9%
% of FP17s for the same patient ID Re-attending between 3 & 9 months - Children	525	956	54.9%	61.8%	59.1%	58.1%
% of FP17s for the same patient ID Re-attending between 3 & 9 months - Adults	1,604	3,020	53.1%	55.7%	51.7%	50.6%
% of FP17s for Band 1 Urgent Courses	175	3,898	4.5%	7.3%	8.0%	9.1%
% of FP17s Relating to Free Repair or Replacements	44	3,898	1.1%	0.8%	0.8%	0.8%
% of FP17s Relating to Continuations	15	3,898	0.4%	1.3%	1.0%	1.1%
% of Patients satisfied with the dentistry they have received	11	11	100.0%	90.7%	91.5%	91.4%
% of Patients satisfied with the time they had to wait for an appointment	10	11	90.9%	86.7%	88.2%	87.7%

* This is based on patients treated on this contract for their most recent course of treatment. Figures in italics indicate the base number of FP17s or Patient Questionnaire responses are less than 100. N/A is shown where the base number of responses is less than 10 during the period. % is calculated as Quantity/Base number*100

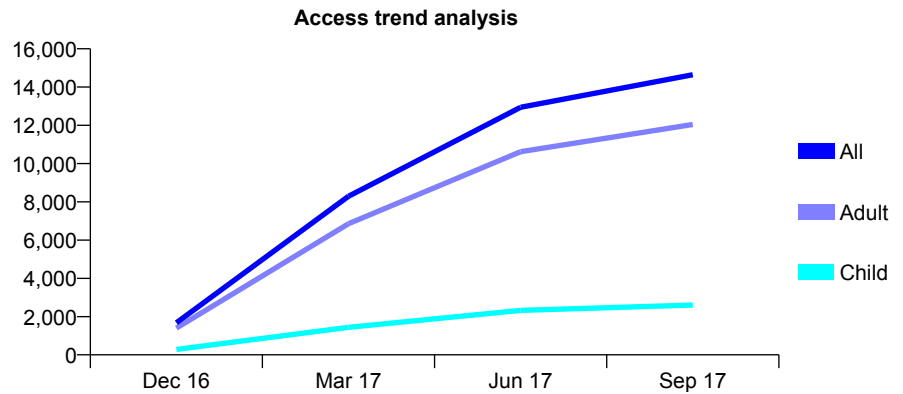
Q55 - Vital Signs At a Glance Contract Report for 100236/0000 - September 2017

Name or company name	AJ Moore & Associates
Contract type name	GDS Contract
Purpose of contract	General
Contract start date	01/12/2016
Contract end date	

17/18 Contracted general activity (UDA)	56,787
Carry forward general activity (UDA)	0
17/18 Contracted orthodontic activity (UOA)	0
Carry forward orthodontic activity (UOA)	0
Baseline contract value	£1,343,797.66

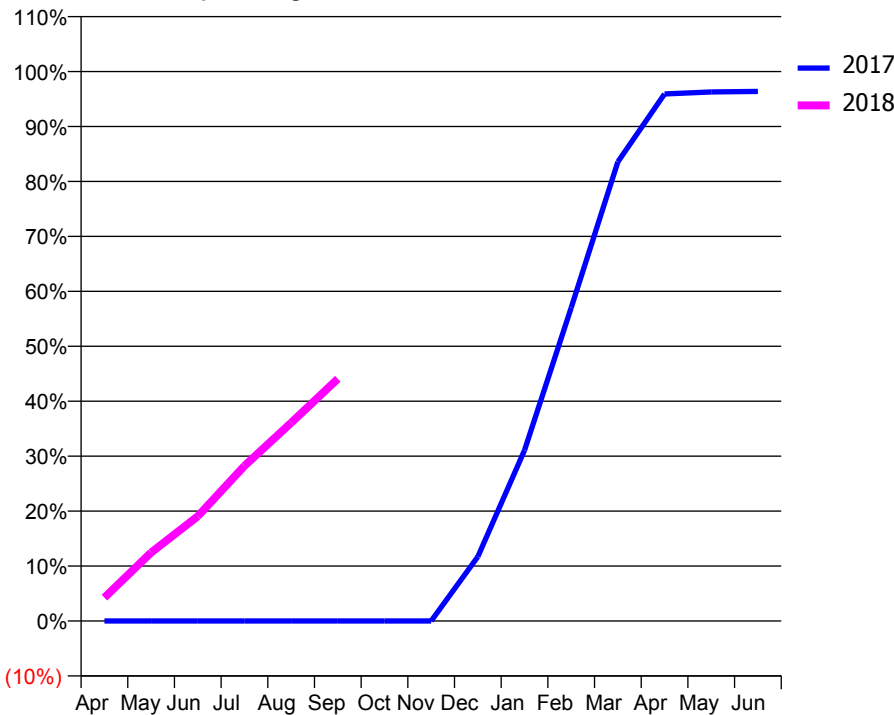
ACCESS*

Patients seen in 24 months	Total	Change since previous quarter
Quarter ending September 2016	0	
Quarter ending December 2016	1,678	↑
Quarter ending March 2017	8,296	↑
Quarter ending June 2017	12,941	↑
Quarter ending September 2017	14,644	↑
Variance since September 2016	N/A	



ACTIVITY

Cumulative percentage of contracted UDA delivered 2017 & 2018



Month	Adjusted Scheduled Activity (UDA)	
	2017	2018
April	0	2,417
May	0	7,073
June	0	10,831
July	0	16,033
August	0	20,480
September	0	25,029
October	0	
November	0	
December	2,215	
January	5,883	
February	10,795	
March	15,820	
April	18,155	
May	18,227	
June	18,242	

QUALITY

	Quantity	Base Number	Contract	AT	Region	England
% of FP17s for the same patient ID Re-attending within 3 months - Children	181	2,510	7.2%	10.4%	11.6%	11.9%
% of FP17s for the same patient ID Re-attending within 3 months - Adults	1,456	11,752	12.4%	14.2%	15.2%	15.9%
% of FP17s for the same patient ID Re-attending between 3 & 9 months - Children	884	2,510	35.2%	61.8%	59.1%	58.1%
% of FP17s for the same patient ID Re-attending between 3 & 9 months - Adults	4,372	11,752	37.2%	55.7%	51.7%	50.6%
% of FP17s for Band 1 Urgent Courses	623	12,801	4.9%	7.3%	8.0%	9.1%
% of FP17s Relating to Free Repair or Replacements	237	12,801	1.9%	0.8%	0.8%	0.8%
% of FP17s Relating to Continuations	164	12,801	1.3%	1.3%	1.0%	1.1%
% of Patients satisfied with the dentistry they have received	27	27	100.0%	90.7%	91.5%	91.4%
% of Patients satisfied with the time they had to wait for an appointment	25	27	92.6%	86.7%	88.2%	87.7%

* This is based on patients treated on this contract for their most recent course of treatment. Figures in italics indicate the base number of FP17s or Patient Questionnaire responses are less than 100. N/A is shown where the base number of responses is less than 10 during the period. % is calculated as Quantity/Base number*100

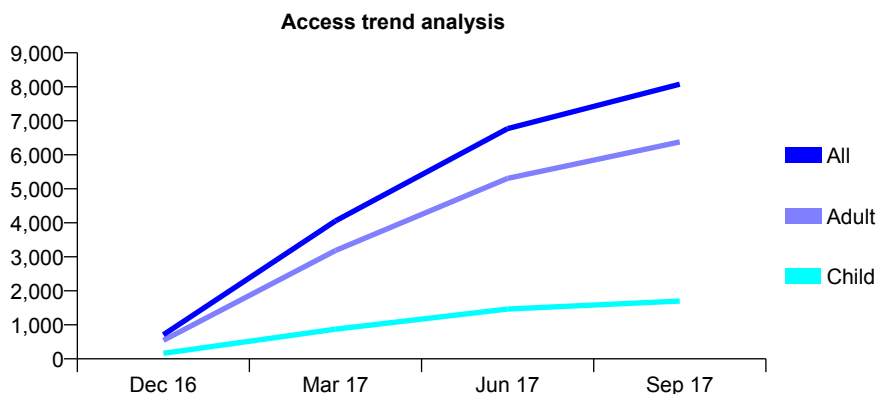
Q55 - Vital Signs At a Glance Contract Report for 100238/0000 - September 2017

Name or company name	Hearnor Dental Practice
Contract type name	GDS Contract
Purpose of contract	General
Contract start date	01/12/2016
Contract end date	

17/18 Contracted general activity (UDA)	25,773
Carry forward general activity (UDA)	0
17/18 Contracted orthodontic activity (UOA)	0
Carry forward orthodontic activity (UOA)	0
Baseline contract value	£773,874.45

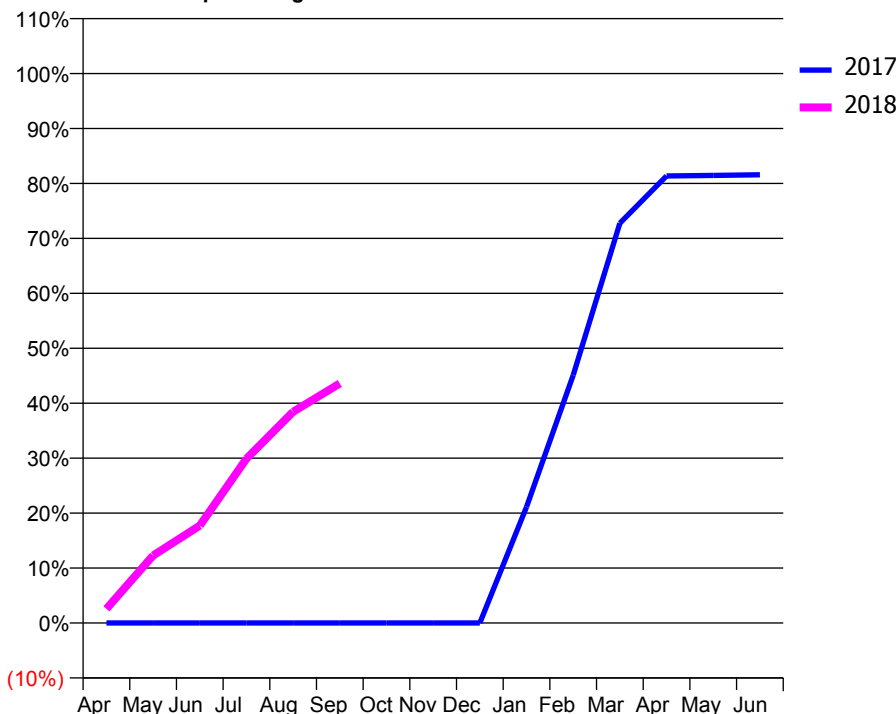
ACCESS*

Patients seen in 24 months	Total	Change since previous quarter
Quarter ending September 2016	0	
Quarter ending December 2016	707	↑
Quarter ending March 2017	4,058	↑
Quarter ending June 2017	6,772	↑
Quarter ending September 2017	8,078	↑
Variance since September 2016	N/A	



ACTIVITY

Cumulative percentage of contracted UDA delivered 2017 & 2018



Month	Adjusted Scheduled Activity (UDA)	
	2017	2018
April	0	665
May	0	3,167
June	0	4,567
July	0	7,710
August	0	9,907
September	0	11,233
October	0	
November	0	
December	0	
January	1,814	
February	3,875	
March	6,250	
April	6,989	
May	6,998	
June	7,007	

QUALITY

	Quantity	Base Number	Contract	AT	Region	England
% of FP17s for the same patient ID Re-attending within 3 months - Children	69	1,476	4.7%	10.4%	11.6%	11.9%
% of FP17s for the same patient ID Re-attending within 3 months - Adults	640	5,474	11.7%	14.2%	15.2%	15.9%
% of FP17s for the same patient ID Re-attending between 3 & 9 months - Children	425	1,476	28.8%	61.8%	59.1%	58.1%
% of FP17s for the same patient ID Re-attending between 3 & 9 months - Adults	1,475	5,474	26.9%	55.7%	51.7%	50.6%
% of FP17s for Band 1 Urgent Courses	277	6,546	4.2%	7.3%	8.0%	9.1%
% of FP17s Relating to Free Repair or Replacements	77	6,546	1.2%	0.8%	0.8%	0.8%
% of FP17s Relating to Continuations	64	6,546	1.0%	1.3%	1.0%	1.1%
% of Patients satisfied with the dentistry they have received	9	10	90.0%	90.7%	91.5%	91.4%
% of Patients satisfied with the time they had to wait for an appointment	9	10	90.0%	86.7%	88.2%	87.7%

* This is based on patients treated on this contract for their most recent course of treatment. Figures in italics indicate the base number of FP17s or Patient Questionnaire responses are less than 100. N/A is shown where the base number of responses is less than 10 during the period. % is calculated as Quantity/Base number*100

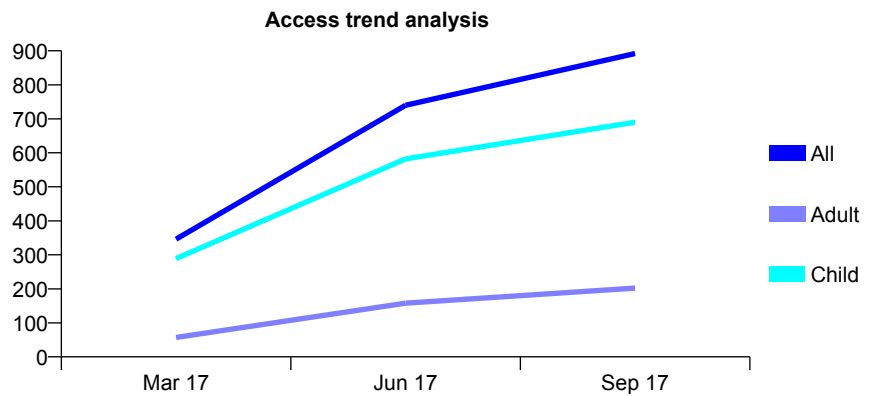
Q55 - Vital Signs At a Glance Contract Report for 100271/0000 - September 2017

Name or company name	Peterson, Carr & Towlerton
Contract type name	GDS Contract
Purpose of contract	General
Contract start date	01/01/2017
Contract end date	

17/18 Contracted general activity (UDA)	3,100
Carry forward general activity (UDA)	0
17/18 Contracted orthodontic activity (UOA)	0
Carry forward orthodontic activity (UOA)	0
Baseline contract value	£71,064.36

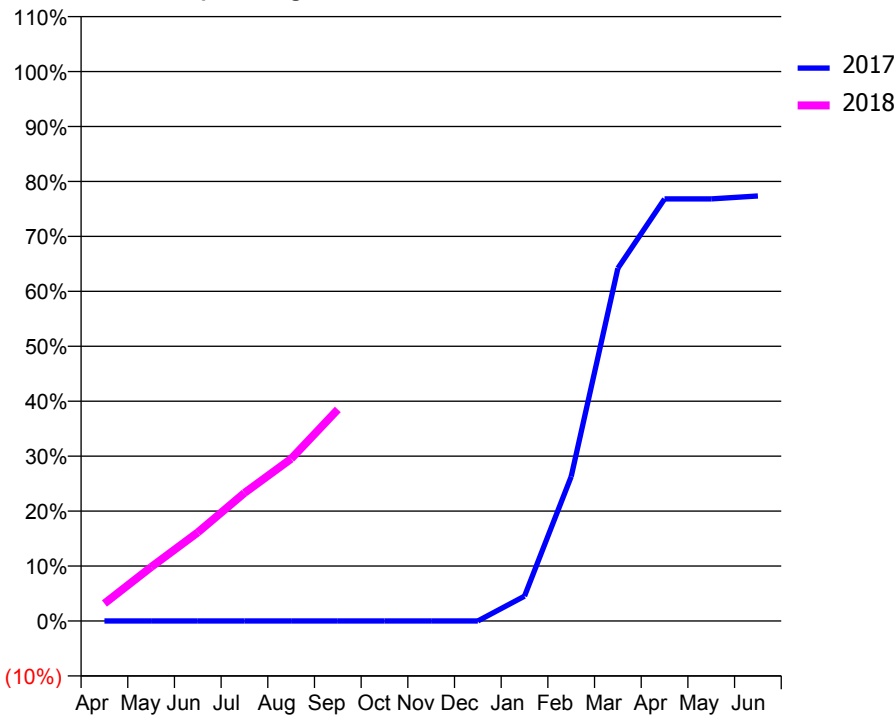
ACCESS*

Patients seen in 24 months	Total	Change since previous quarter
Quarter ending September 2016	0	
Quarter ending December 2016	0	
Quarter ending March 2017	346	
Quarter ending June 2017	740	↑
Quarter ending September 2017	892	↑
Variance since September 2016	N/A	



ACTIVITY

Cumulative percentage of contracted UDA delivered 2017 & 2018



Month	Adjusted Scheduled Activity (UDA)	
	2017	2018
April	0	99
May	0	304
June	0	500
July	0	723
August	0	915
September	0	1,193
October	0	
November	0	
December	0	
January	35	
February	204	
March	498	
April	595	
May	595	
June	599	

QUALITY

	Quantity	Base Number	Contract	AT	Region	England
% of FP17s for the same patient ID Re-attending within 3 months - Children	33	689	4.8%	10.4%	11.6%	11.9%
% of FP17s for the same patient ID Re-attending within 3 months - Adults	26	183	14.2%	14.2%	15.2%	15.9%
% of FP17s for the same patient ID Re-attending between 3 & 9 months - Children	201	689	29.2%	61.8%	59.1%	58.1%
% of FP17s for the same patient ID Re-attending between 3 & 9 months - Adults	37	183	20.2%	55.7%	51.7%	50.6%
% of FP17s for Band 1 Urgent Courses	47	798	5.9%	7.3%	8.0%	9.1%
% of FP17s Relating to Free Repair or Replacements	0	798	0.0%	0.8%	0.8%	0.8%
% of FP17s Relating to Continuations	0	798	0.0%	1.3%	1.0%	1.1%
% of Patients satisfied with the dentistry they have received	1	1	N/A	90.7%	91.5%	91.4%
% of Patients satisfied with the time they had to wait for an appointment	1	1	N/A	86.7%	88.2%	87.7%

* This is based on patients treated on this contract for their most recent course of treatment. Figures in italics indicate the base number of FP17s or Patient Questionnaire responses are less than 100. N/A is shown where the base number of responses is less than 10 during the period. % is calculated as Quantity/Base number*100

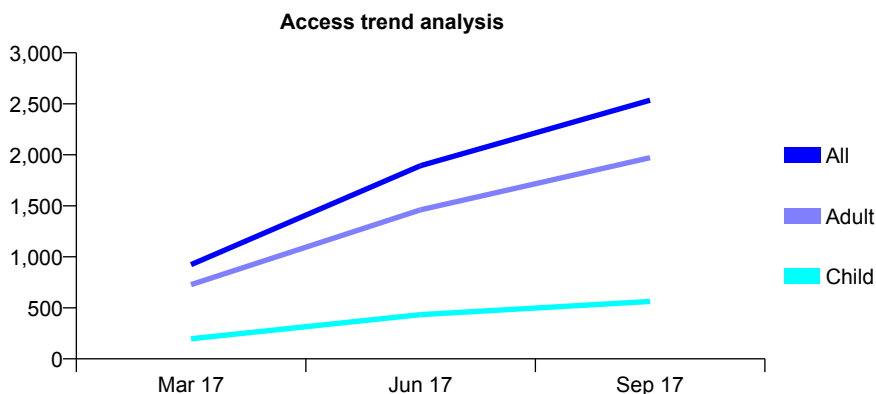
Q55 - Vital Signs At a Glance Contract Report for 100305/0000 - September 2017

Name or company name	New Whittington Dental Practice
Contract type name	GDS Contract
Purpose of contract	General
Contract start date	01/02/2017
Contract end date	

17/18 Contracted general activity (UDA)	11,213
Carry forward general activity (UDA)	0
17/18 Contracted orthodontic activity (UOA)	0
Carry forward orthodontic activity (UOA)	0
Baseline contract value	£360,483.12

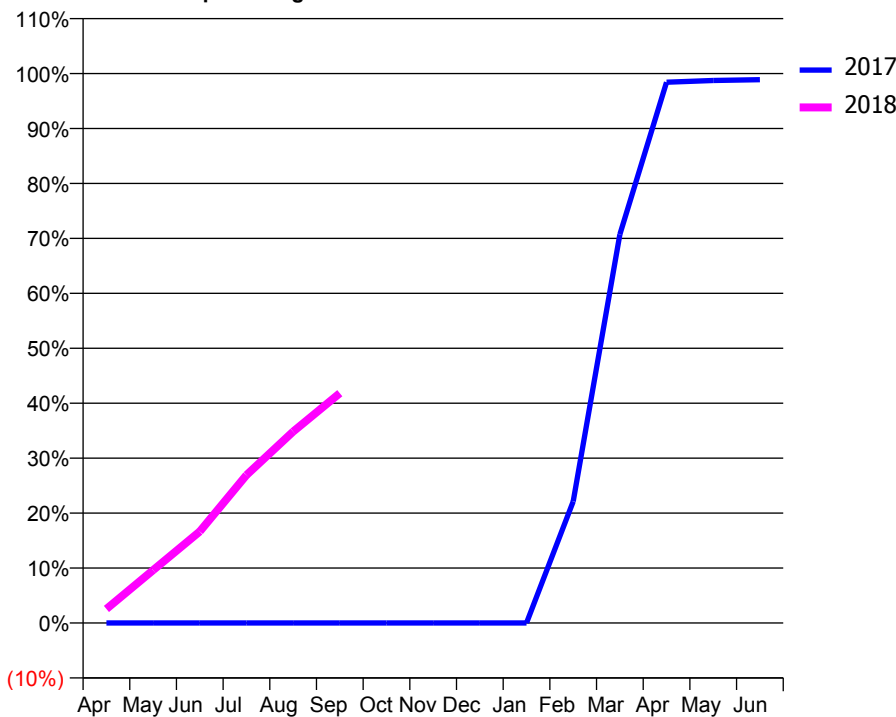
ACCESS*

Patients seen in 24 months	Total	Change since previous quarter
Quarter ending September 2016	0	
Quarter ending December 2016	0	
Quarter ending March 2017	924	
Quarter ending June 2017	1,894	↑
Quarter ending September 2017	2,535	↑
Variance since September 2016	N/A	



ACTIVITY

Cumulative percentage of contracted UDA delivered 2017 & 2018



Adjusted Scheduled Activity (UDA)

Month	2017	2018
April	0	288
May	0	1,079
June	0	1,867
July	0	3,019
August	0	3,907
September	0	4,690
October	0	
November	0	
December	0	
January	0	
February	413	
March	1,322	
April	1,839	
May	1,845	
June	1,848	

QUALITY

	Quantity	Base Number	Contract	AT	Region	England
% of FP17s for the same patient ID Re-attending within 3 months - Children	33	527	6.3%	10.4%	11.6%	11.9%
% of FP17s for the same patient ID Re-attending within 3 months - Adults	240	1,964	12.2%	14.2%	15.2%	15.9%
% of FP17s for the same patient ID Re-attending between 3 & 9 months - Children	68	527	12.9%	61.8%	59.1%	58.1%
% of FP17s for the same patient ID Re-attending between 3 & 9 months - Adults	275	1,964	14.0%	55.7%	51.7%	50.6%
% of FP17s for Band 1 Urgent Courses	195	2,262	8.6%	7.3%	8.0%	9.1%
% of FP17s Relating to Free Repair or Replacements	42	2,262	1.9%	0.8%	0.8%	0.8%
% of FP17s Relating to Continuations	45	2,262	2.0%	1.3%	1.0%	1.1%
% of Patients satisfied with the dentistry they have received	11	11	100.0%	90.7%	91.5%	91.4%
% of Patients satisfied with the time they had to wait for an appointment	11	11	100.0%	86.7%	88.2%	87.7%

* This is based on patients treated on this contract for their most recent course of treatment. Figures in italics indicate the base number of FP17s or Patient Questionnaire responses are less than 100. N/A is shown where the base number of responses is less than 10 during the period. % is calculated as Quantity/Base number*100

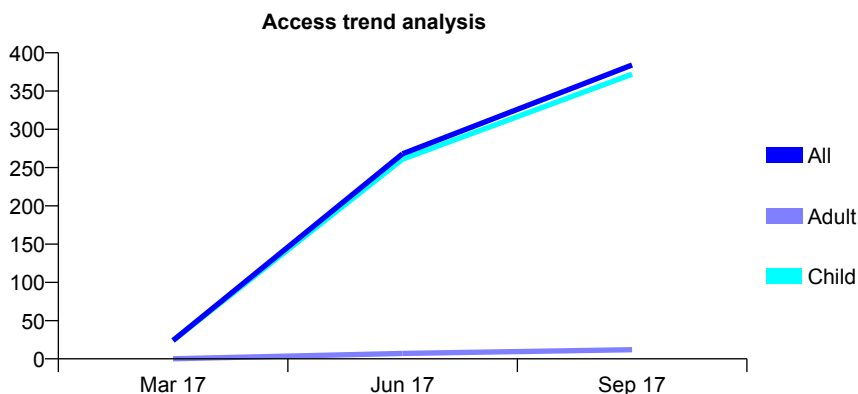
Q55 - Vital Signs At a Glance Contract Report for 100315/0000 - September 2017

Name or company name	Tuckley, Iltott and Skariah
Contract type name	GDS Contract
Purpose of contract	General
Contract start date	01/02/2017
Contract end date	

17/18 Contracted general activity (UDA)	824
Carry forward general activity (UDA)	0
17/18 Contracted orthodontic activity (UOA)	0
Carry forward orthodontic activity (UOA)	0
Baseline contract value	£22,382.52

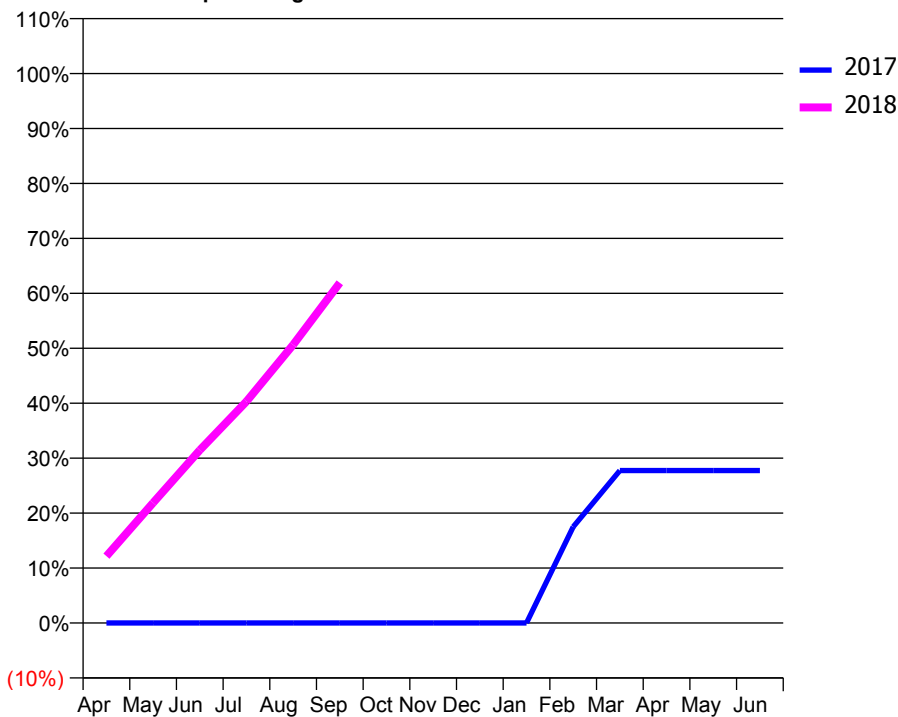
ACCESS*

Patients seen in 24 months	Total	Change since previous quarter
Quarter ending September 2016	0	
Quarter ending December 2016	0	
Quarter ending March 2017	24	
Quarter ending June 2017	268	↑
Quarter ending September 2017	384	↑
Variance since September 2016	N/A	



ACTIVITY

Cumulative percentage of contracted UDA delivered 2017 & 2018



Month	Adjusted Scheduled Activity (UDA)	
	2017	2018
April	0	100
May	0	180
June	0	259
July	0	332
August	0	417
September	0	510
October	0	
November	0	
December	0	
January	0	
February	24	
March	38	
April	38	
May	38	
June	38	

QUALITY

	Quantity	Base Number	Contract	AT	Region	England
% of FP17s for the same patient ID Re-attending within 3 months - Children	14	412	3.4%	10.4%	11.6%	11.9%
% of FP17s for the same patient ID Re-attending within 3 months - Adults	0	0	N/A	14.2%	15.2%	15.9%
% of FP17s for the same patient ID Re-attending between 3 & 9 months - Children	33	412	8.0%	61.8%	59.1%	58.1%
% of FP17s for the same patient ID Re-attending between 3 & 9 months - Adults	0	0	N/A	55.7%	51.7%	50.6%
% of FP17s for Band 1 Urgent Courses	0	412	0.0%	7.3%	8.0%	9.1%
% of FP17s Relating to Free Repair or Replacements	0	412	0.0%	0.8%	0.8%	0.8%
% of FP17s Relating to Continuations	3	412	0.7%	1.3%	1.0%	1.1%
% of Patients satisfied with the dentistry they have received	0	0	N/A	90.7%	91.5%	91.4%
% of Patients satisfied with the time they had to wait for an appointment	0	0	N/A	86.7%	88.2%	87.7%

* This is based on patients treated on this contract for their most recent course of treatment. Figures in italics indicate the base number of FP17s or Patient Questionnaire responses are less than 100. N/A is shown where the base number of responses is less than 10 during the period. % is calculated as Quantity/Base number*100

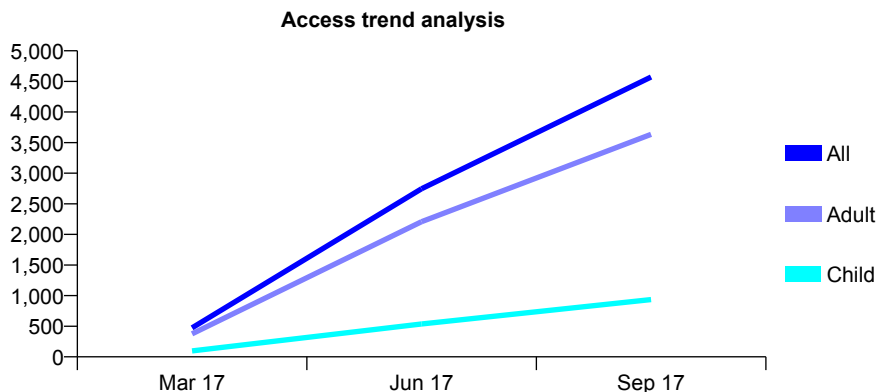
Q55 - Vital Signs At a Glance Contract Report for 100316/0000 - September 2017

Name or company name	Dr Mandeep Hampson
Contract type name	GDS Contract
Purpose of contract	General
Contract start date	01/03/2017
Contract end date	

17/18 Contracted general activity (UDA)	17,825
Carry forward general activity (UDA)	0
17/18 Contracted orthodontic activity (UOA)	0
Carry forward orthodontic activity (UOA)	0
Baseline contract value	£395,841.44

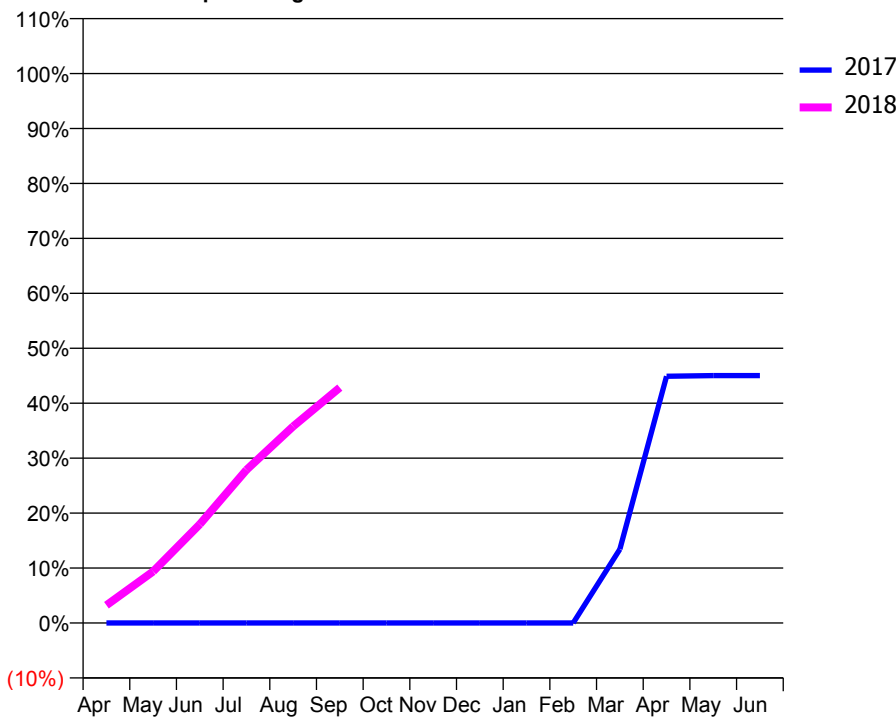
ACCESS*

Patients seen in 24 months	Total	Change since previous quarter
Quarter ending September 2016	0	
Quarter ending December 2016	0	
Quarter ending March 2017	473	
Quarter ending June 2017	2,746	↑
Quarter ending September 2017	4,572	↑
Variance since September 2016	N/A	



ACTIVITY

Cumulative percentage of contracted UDA delivered 2017 & 2018



Month	Adjusted Scheduled Activity (UDA)	
	2017	2018
April	0	577
May	0	1,671
June	0	3,203
July	0	4,968
August	0	6,379
September	0	7,636
October	0	
November	0	
December	0	
January	0	
February	0	
March	200	
April	667	
May	669	
June	669	

QUALITY

	Quantity	Base Number	Contract	AT	Region	England
% of FP17s for the same patient ID Re-attending within 3 months - Children	27	969	2.8%	10.4%	11.6%	11.9%
% of FP17s for the same patient ID Re-attending within 3 months - Adults	254	3,918	6.5%	14.2%	15.2%	15.9%
% of FP17s for the same patient ID Re-attending between 3 & 9 months - Children	29	969	3.0%	61.8%	59.1%	58.1%
% of FP17s for the same patient ID Re-attending between 3 & 9 months - Adults	267	3,918	6.8%	55.7%	51.7%	50.6%
% of FP17s for Band 1 Urgent Courses	194	4,532	4.3%	7.3%	8.0%	9.1%
% of FP17s Relating to Free Repair or Replacements	14	4,532	0.3%	0.8%	0.8%	0.8%
% of FP17s Relating to Continuations	33	4,532	0.7%	1.3%	1.0%	1.1%
% of Patients satisfied with the dentistry they have received	6	7	N/A	90.7%	91.5%	91.4%
% of Patients satisfied with the time they had to wait for an appointment	5	7	N/A	86.7%	88.2%	87.7%

* This is based on patients treated on this contract for their most recent course of treatment. Figures in italics indicate the base number of FP17s or Patient Questionnaire responses are less than 100. N/A is shown where the base number of responses is less than 10 during the period. % is calculated as Quantity/Base number*100

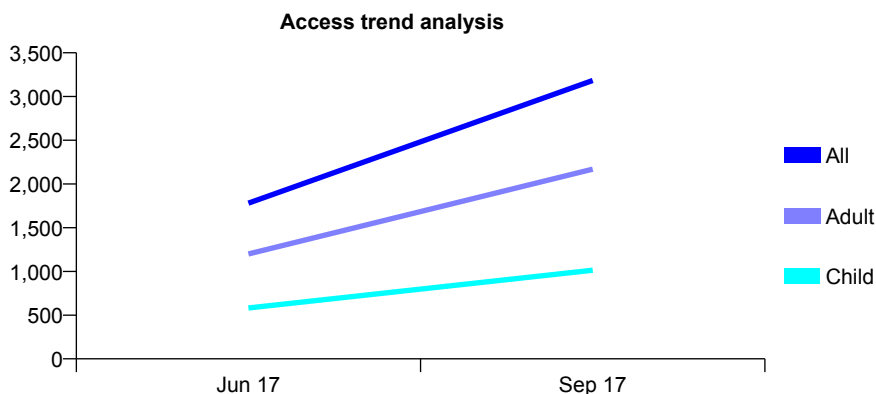
Q55 - Vital Signs At a Glance Contract Report for 100334/0000 - September 2017

Name or company name	Chapel Dental Care
Contract type name	GDS Contract
Purpose of contract	General
Contract start date	01/04/2017
Contract end date	

17/18 Contracted general activity (UDA)	17,496
Carry forward general activity (UDA)	0
17/18 Contracted orthodontic activity (UOA)	0
Carry forward orthodontic activity (UOA)	0
Baseline contract value	£788,821.71

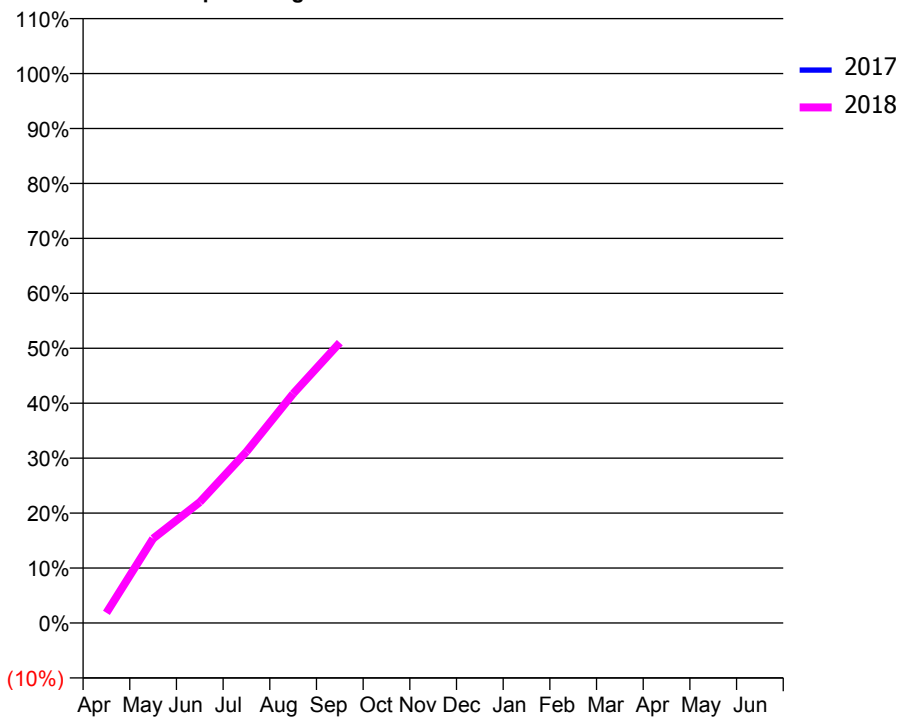
ACCESS*

Patients seen in 24 months	Total	Change since previous quarter
Quarter ending September 2016	0	
Quarter ending December 2016	0	
Quarter ending March 2017	0	
Quarter ending June 2017	1,781	↑
Quarter ending September 2017	3,184	↑
Variance since September 2016	N/A	



ACTIVITY

Cumulative percentage of contracted UDA delivered 2017 & 2018



Month	Adjusted Scheduled Activity (UDA)	
	2017	2018
April	0	327
May	0	2,691
June	0	3,847
July	0	5,454
August	0	7,302
September	0	8,926
October	0	
November	0	
December	0	
January	0	
February	0	
March	0	
April	0	
May	0	
June	0	

QUALITY

	Quantity	Base Number	Contract	AT	Region	England
% of FP17s for the same patient ID Re-attending within 3 months - Children	36	1,188	3.0%	10.4%	11.6%	11.9%
% of FP17s for the same patient ID Re-attending within 3 months - Adults	151	2,492	6.1%	14.2%	15.2%	15.9%
% of FP17s for the same patient ID Re-attending between 3 & 9 months - Children	133	1,188	11.2%	61.8%	59.1%	58.1%
% of FP17s for the same patient ID Re-attending between 3 & 9 months - Adults	158	2,492	6.3%	55.7%	51.7%	50.6%
% of FP17s for Band 1 Urgent Courses	191	3,680	5.2%	7.3%	8.0%	9.1%
% of FP17s Relating to Free Repair or Replacements	45	3,680	1.2%	0.8%	0.8%	0.8%
% of FP17s Relating to Continuations	13	3,680	0.4%	1.3%	1.0%	1.1%
% of Patients satisfied with the dentistry they have received	2	2	N/A	90.7%	91.5%	91.4%
% of Patients satisfied with the time they had to wait for an appointment	2	2	N/A	86.7%	88.2%	87.7%

* This is based on patients treated on this contract for their most recent course of treatment. Figures in italics indicate the base number of FP17s or Patient Questionnaire responses are less than 100. N/A is shown where the base number of responses is less than 10 during the period. % is calculated as Quantity/Base number*100

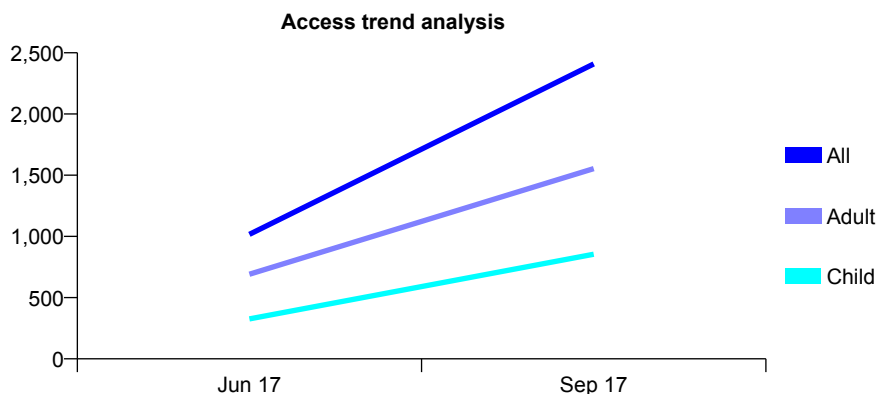
Q55 - Vital Signs At a Glance Contract Report for 100370/0000 - September 2017

Name or company name	Ishak Practices Limited
Contract type name	GDS Contract
Purpose of contract	General
Contract start date	01/04/2017
Contract end date	

17/18 Contracted general activity (UDA)	19,000
Carry forward general activity (UDA)	0
17/18 Contracted orthodontic activity (UOA)	0
Carry forward orthodontic activity (UOA)	0
Baseline contract value	£512,698.89

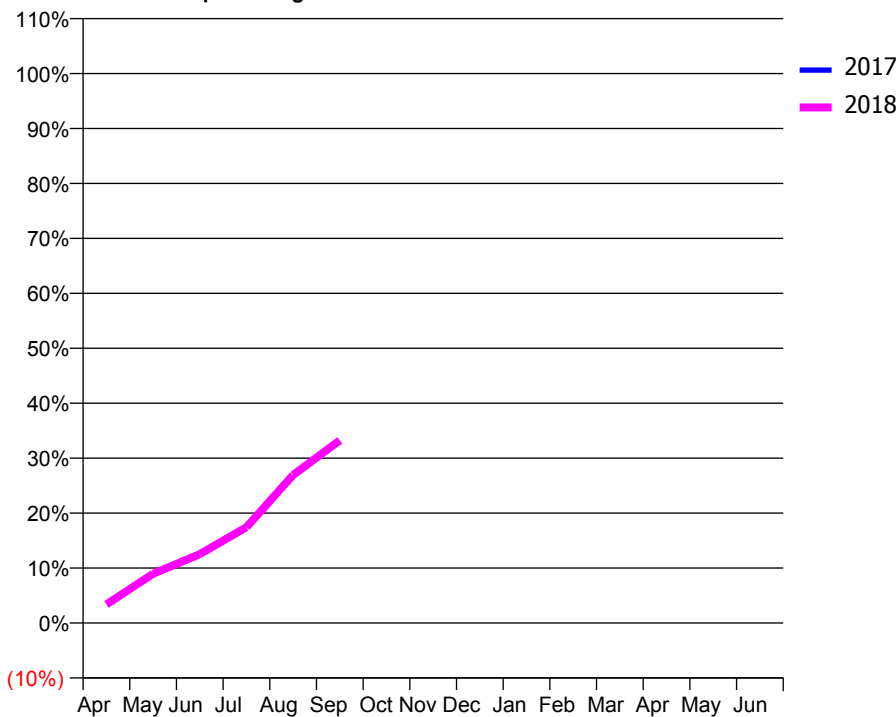
ACCESS*

Patients seen in 24 months	Total	Change since previous quarter
Quarter ending September 2016	0	
Quarter ending December 2016	0	
Quarter ending March 2017	0	
Quarter ending June 2017	1,017	↑
Quarter ending September 2017	2,409	↑
Variance since September 2016	N/A	



ACTIVITY

Cumulative percentage of contracted UDA delivered 2017 & 2018



Month	Adjusted Scheduled Activity (UDA)	
	2017	2018
April	0	644
May	0	1,702
June	0	2,380
July	0	3,313
August	0	5,122
September	0	6,315
October	0	
November	0	
December	0	
January	0	
February	0	
March	0	
April	0	
May	0	
June	0	

QUALITY

	Quantity	Base Number	Contract	AT	Region	England
% of FP17s for the same patient ID Re-attending within 3 months - Children	44	918	4.8%	10.4%	11.6%	11.9%
% of FP17s for the same patient ID Re-attending within 3 months - Adults	194	1,804	10.8%	14.2%	15.2%	15.9%
% of FP17s for the same patient ID Re-attending between 3 & 9 months - Children	15	918	1.6%	61.8%	59.1%	58.1%
% of FP17s for the same patient ID Re-attending between 3 & 9 months - Adults	64	1,804	3.5%	55.7%	51.7%	50.6%
% of FP17s for Band 1 Urgent Courses	308	2,722	11.3%	7.3%	8.0%	9.1%
% of FP17s Relating to Free Repair or Replacements	19	2,722	0.7%	0.8%	0.8%	0.8%
% of FP17s Relating to Continuations	19	2,722	0.7%	1.3%	1.0%	1.1%
% of Patients satisfied with the dentistry they have received	0	0	N/A	90.7%	91.5%	91.4%
% of Patients satisfied with the time they had to wait for an appointment	0	0	N/A	86.7%	88.2%	87.7%

* This is based on patients treated on this contract for their most recent course of treatment. Figures in italics indicate the base number of FP17s or Patient Questionnaire responses are less than 100. N/A is shown where the base number of responses is less than 10 during the period. % is calculated as Quantity/Base number*100

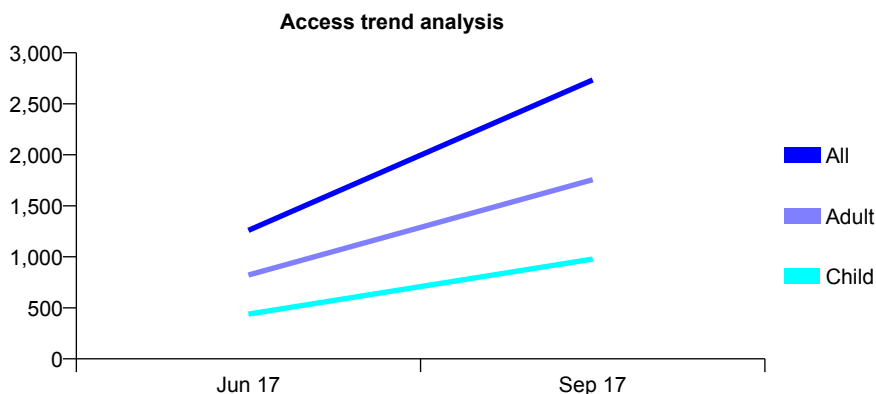
Q55 - Vital Signs At a Glance Contract Report for 100376/0000 - September 2017

Name or company name	Rodericks Dental Limited
Contract type name	GDS Contract
Purpose of contract	General
Contract start date	01/04/2017
Contract end date	

17/18 Contracted general activity (UDA)	16,500
Carry forward general activity (UDA)	0
17/18 Contracted orthodontic activity (UOA)	0
Carry forward orthodontic activity (UOA)	0
Baseline contract value	£438,433.18

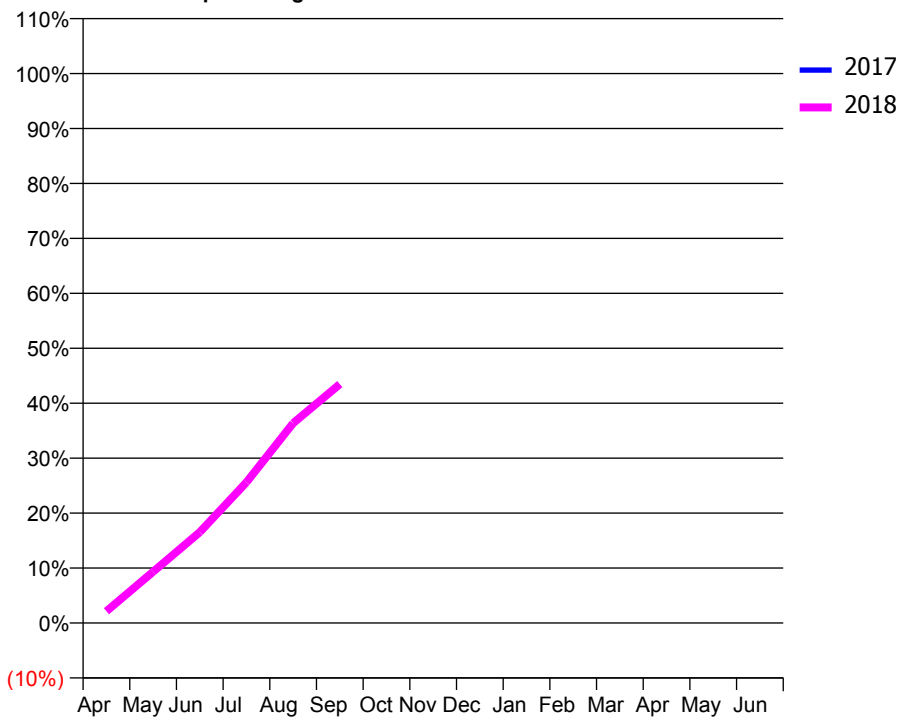
ACCESS*

Patients seen in 24 months	Total	Change since previous quarter
Quarter ending September 2016	0	
Quarter ending December 2016	0	
Quarter ending March 2017	0	
Quarter ending June 2017	1,260	↑
Quarter ending September 2017	2,734	↑
Variance since September 2016	N/A	



ACTIVITY

Cumulative percentage of contracted UDA delivered 2017 & 2018



Month	Adjusted Scheduled Activity (UDA)	
	2017	2018
April	0	353
May	0	1,541
June	0	2,730
July	0	4,226
August	0	6,002
September	0	7,175
October	0	
November	0	
December	0	
January	0	
February	0	
March	0	
April	0	
May	0	
June	0	

QUALITY

	Quantity	Base Number	Contract	AT	Region	England
% of FP17s for the same patient ID Re-attending within 3 months - Children	71	1,048	6.8%	10.4%	11.6%	11.9%
% of FP17s for the same patient ID Re-attending within 3 months - Adults	205	2,002	10.2%	14.2%	15.2%	15.9%
% of FP17s for the same patient ID Re-attending between 3 & 9 months - Children	24	1,048	2.3%	61.8%	59.1%	58.1%
% of FP17s for the same patient ID Re-attending between 3 & 9 months - Adults	76	2,002	3.8%	55.7%	51.7%	50.6%
% of FP17s for Band 1 Urgent Courses	210	3,050	6.9%	7.3%	8.0%	9.1%
% of FP17s Relating to Free Repair or Replacements	19	3,050	0.6%	0.8%	0.8%	0.8%
% of FP17s Relating to Continuations	10	3,050	0.3%	1.3%	1.0%	1.1%
% of Patients satisfied with the dentistry they have received	5	5	N/A	90.7%	91.5%	91.4%
% of Patients satisfied with the time they had to wait for an appointment	5	5	N/A	86.7%	88.2%	87.7%

* This is based on patients treated on this contract for their most recent course of treatment. Figures in italics indicate the base number of FP17s or Patient Questionnaire responses are less than 100. N/A is shown where the base number of responses is less than 10 during the period. % is calculated as Quantity/Base number*100

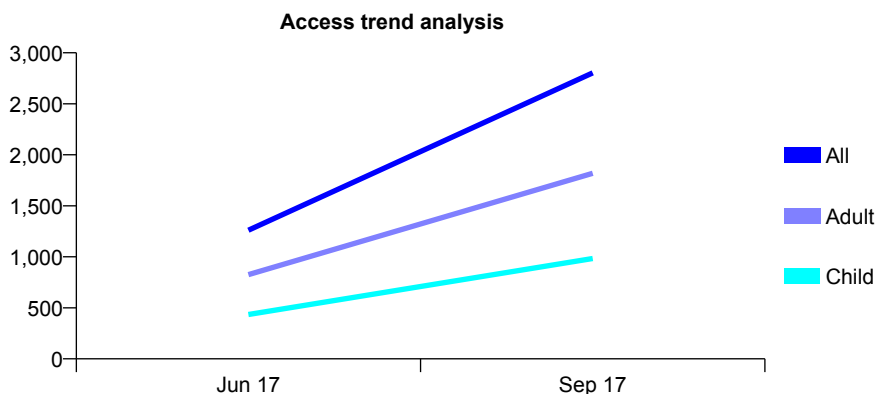
Q55 - Vital Signs At a Glance Contract Report for 100377/0000 - September 2017

Name or company name	Rodericks Dental Limited
Contract type name	GDS Contract
Purpose of contract	General
Contract start date	01/04/2017
Contract end date	

17/18 Contracted general activity (UDA)	20,500
Carry forward general activity (UDA)	0
17/18 Contracted orthodontic activity (UOA)	0
Carry forward orthodontic activity (UOA)	0
Baseline contract value	£532,253.16

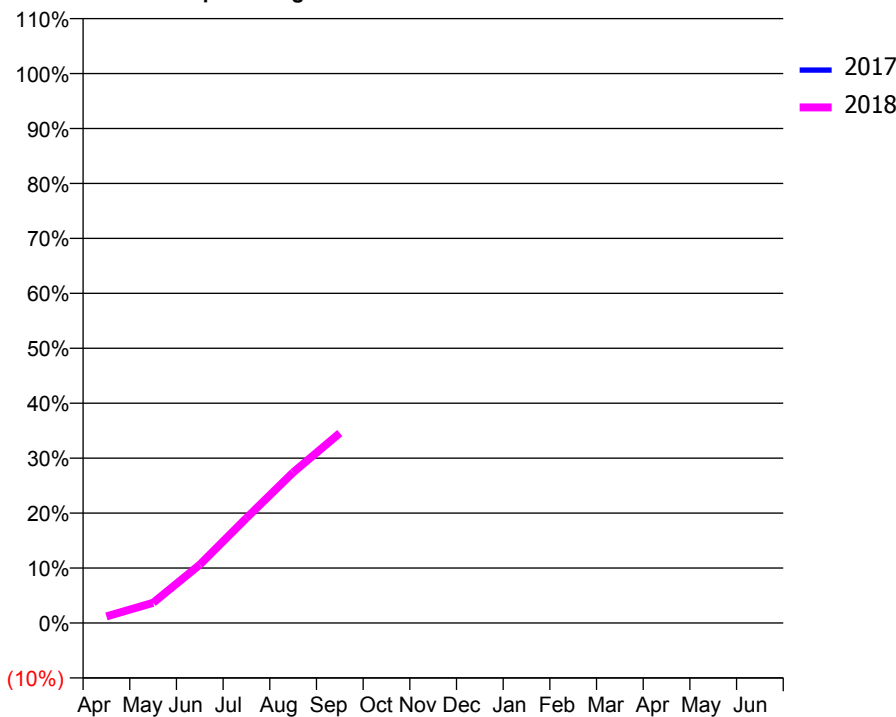
ACCESS*

Patients seen in 24 months	Total	Change since previous quarter
Quarter ending September 2016	0	
Quarter ending December 2016	0	
Quarter ending March 2017	0	
Quarter ending June 2017	1,261	↑
Quarter ending September 2017	2,803	↑
Variance since September 2016	N/A	



ACTIVITY

Cumulative percentage of contracted UDA delivered 2017 & 2018



Month	Adjusted Scheduled Activity (UDA)	
	2017	2018
April	0	246
May	0	753
June	0	2,175
July	0	3,918
August	0	5,621
September	0	7,084
October	0	
November	0	
December	0	
January	0	
February	0	
March	0	
April	0	
May	0	
June	0	

QUALITY

	Quantity	Base Number	Contract	AT	Region	England
% of FP17s for the same patient ID Re-attending within 3 months - Children	52	1,035	5.0%	10.4%	11.6%	11.9%
% of FP17s for the same patient ID Re-attending within 3 months - Adults	179	2,077	8.6%	14.2%	15.2%	15.9%
% of FP17s for the same patient ID Re-attending between 3 & 9 months - Children	16	1,035	1.5%	61.8%	59.1%	58.1%
% of FP17s for the same patient ID Re-attending between 3 & 9 months - Adults	61	2,077	2.9%	55.7%	51.7%	50.6%
% of FP17s for Band 1 Urgent Courses	307	3,112	9.9%	7.3%	8.0%	9.1%
% of FP17s Relating to Free Repair or Replacements	26	3,112	0.8%	0.8%	0.8%	0.8%
% of FP17s Relating to Continuations	7	3,112	0.2%	1.3%	1.0%	1.1%
% of Patients satisfied with the dentistry they have received	1	1	N/A	90.7%	91.5%	91.4%
% of Patients satisfied with the time they had to wait for an appointment	0	1	N/A	86.7%	88.2%	87.7%

* This is based on patients treated on this contract for their most recent course of treatment. Figures in italics indicate the base number of FP17s or Patient Questionnaire responses are less than 100. N/A is shown where the base number of responses is less than 10 during the period. % is calculated as Quantity/Base number*100

Q55 - Vital Signs At a Glance Contract Report for 100467/0000 - September 2017


Name or company name	Derby Raynesway Partnership
Contract type name	GDS Contract
Purpose of contract	General and Orthodontic
Contract start date	01/07/2017
Contract end date	

17/18 Contracted general activity (UDA)	483
Carry forward general activity (UDA)	0
17/18 Contracted orthodontic activity (UOA)	5,567
Carry forward orthodontic activity (UOA)	0
Baseline contract value	£368,689.54

ACCESS*

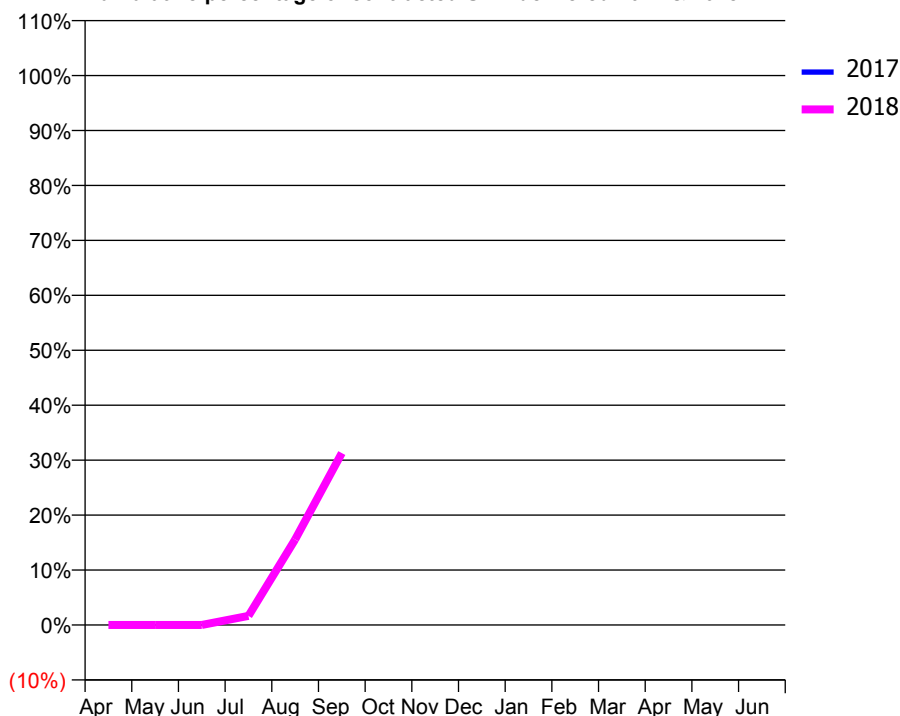
Patients seen in 24 months	Total	Change since previous quarter
Quarter ending September 2016	0	
Quarter ending December 2016	0	
Quarter ending March 2017	0	
Quarter ending June 2017	0	
Quarter ending September 2017	122	↑
Variance since September 2016	N/A	

Access trend analysis



ACTIVITY

Cumulative percentage of contracted UDA delivered 2017 & 2018



Month	Adjusted Scheduled Activity (UDA)	
	2017	2018
April	0	0
May	0	0
June	0	0
July	0	8
August	0	75
September	0	151
October	0	
November	0	
December	0	
January	0	
February	0	
March	0	
April	0	
May	0	
June	0	

QUALITY

	Quantity	Base Number	Contract	AT	Region	England
% of FP17s for the same patient ID Re-attending within 3 months - Children	6	396	1.5%	10.4%	11.6%	11.9%
% of FP17s for the same patient ID Re-attending within 3 months - Adults	1	39	2.6%	14.2%	15.2%	15.9%
% of FP17s for the same patient ID Re-attending between 3 & 9 months - Children	0	396	0.0%	61.8%	59.1%	58.1%
% of FP17s for the same patient ID Re-attending between 3 & 9 months - Adults	0	39	0.0%	55.7%	51.7%	50.6%
% of FP17s for Band 1 Urgent Courses	1	81	1.2%	7.3%	8.0%	9.1%
% of FP17s Relating to Free Repair or Replacements	0	81	0.0%	0.8%	0.8%	0.8%
% of FP17s Relating to Continuations	0	81	0.0%	1.3%	1.0%	1.1%
% of Patients satisfied with the dentistry they have received	0	0	N/A	90.7%	91.5%	91.4%
% of Patients satisfied with the time they had to wait for an appointment	0	0	N/A	86.7%	88.2%	87.7%

* This is based on patients treated on this contract for their most recent course of treatment. Figures in italics indicate the base number of FP17s or Patient Questionnaire responses are less than 100. N/A is shown where the base number of responses is less than 10 during the period. % is calculated as Quantity/Base number*100

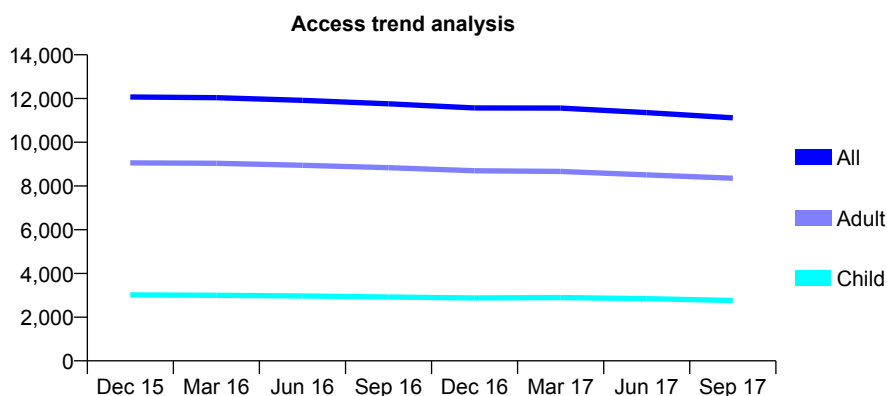
Q55 - Vital Signs At a Glance Contract Report for 101281/0023 - September 2017

Name or company name	OASIS DENTAL CARE LTD
Contract type name	GDS Contract
Purpose of contract	General
Contract start date	01/04/2006
Contract end date	

17/18 Contracted general activity (UDA)	35,550
Carry forward general activity (UDA)	0
17/18 Contracted orthodontic activity (UOA)	0
Carry forward orthodontic activity (UOA)	0
Baseline contract value	£766,636.09

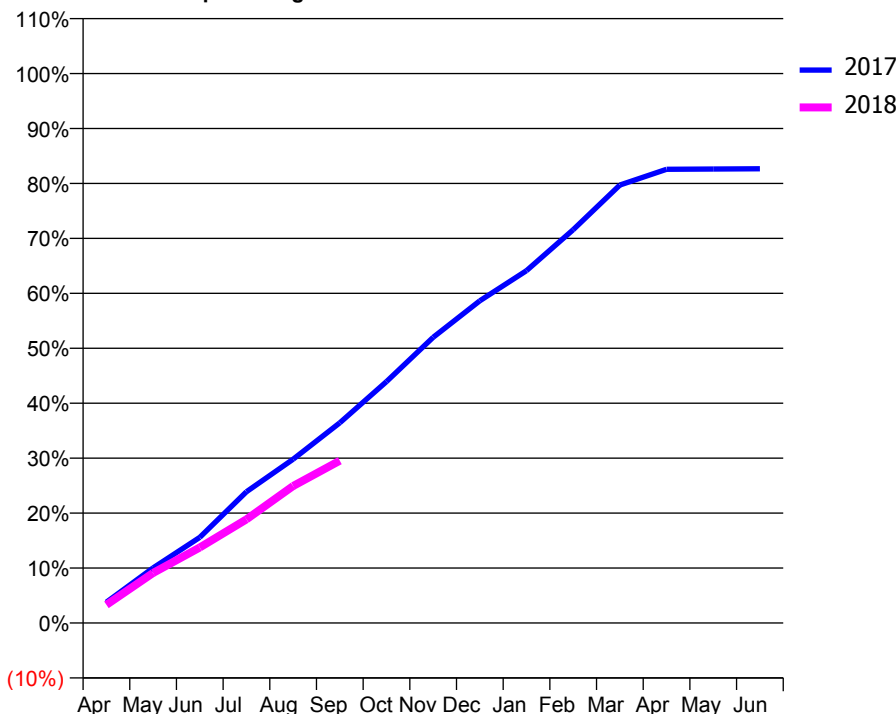
ACCESS*

Patients seen in 24 months	Total	Change since previous quarter
Quarter ending September 2016	11,758	
Quarter ending December 2016	11,572	↓
Quarter ending March 2017	11,562	→
Quarter ending June 2017	11,353	↓
Quarter ending September 2017	11,120	↓
Variance since September 2016	(5.4%)	↓



ACTIVITY

Cumulative percentage of contracted UDA delivered 2017 & 2018



Month	Adjusted Scheduled Activity (UDA)	
	2017	2018
April	1,347	1,179
May	3,567	3,242
June	5,539	4,886
July	8,494	6,706
August	10,595	8,863
September	12,953	10,507
October	15,618	
November	18,482	
December	20,850	
January	22,797	
February	25,445	
March	28,336	
April	29,351	
May	29,370	
June	29,392	

QUALITY

	Quantity	Base Number	Contract	AT	Region	England
% of FP17s for the same patient ID Re-attending within 3 months - Children	121	1,671	7.2%	10.4%	11.6%	11.9%
% of FP17s for the same patient ID Re-attending within 3 months - Adults	632	5,187	12.2%	14.2%	15.2%	15.9%
% of FP17s for the same patient ID Re-attending between 3 & 9 months - Children	1,078	1,671	64.5%	61.8%	59.1%	58.1%
% of FP17s for the same patient ID Re-attending between 3 & 9 months - Adults	3,375	5,187	65.1%	55.7%	51.7%	50.6%
% of FP17s for Band 1 Urgent Courses	383	6,281	6.1%	7.3%	8.0%	9.1%
% of FP17s Relating to Free Repair or Replacements	71	6,281	1.1%	0.8%	0.8%	0.8%
% of FP17s Relating to Continuations	36	6,281	0.6%	1.3%	1.0%	1.1%
% of Patients satisfied with the dentistry they have received	10	13	76.9%	90.7%	91.5%	91.4%
% of Patients satisfied with the time they had to wait for an appointment	10	13	76.9%	86.7%	88.2%	87.7%

* This is based on patients treated on this contract for their most recent course of treatment. Figures in italics indicate the base number of FP17s or Patient Questionnaire responses are less than 100. N/A is shown where the base number of responses is less than 10 during the period. % is calculated as Quantity/Base number*100

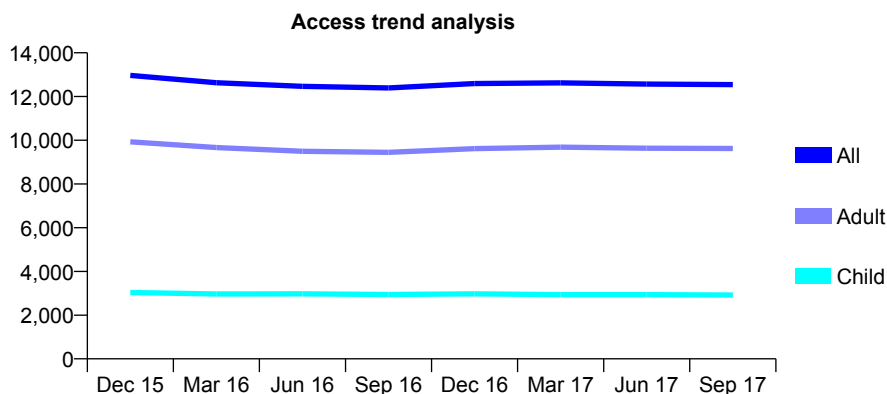
Q55 - Vital Signs At a Glance Contract Report for 101281/0041 - September 2017

Name or company name	OASIS DENTAL CARE LTD
Contract type name	GDS Contract
Purpose of contract	General
Contract start date	01/04/2006
Contract end date	

17/18 Contracted general activity (UDA)	42,036
Carry forward general activity (UDA)	0
17/18 Contracted orthodontic activity (UOA)	0
Carry forward orthodontic activity (UOA)	0
Baseline contract value	£920,614.58

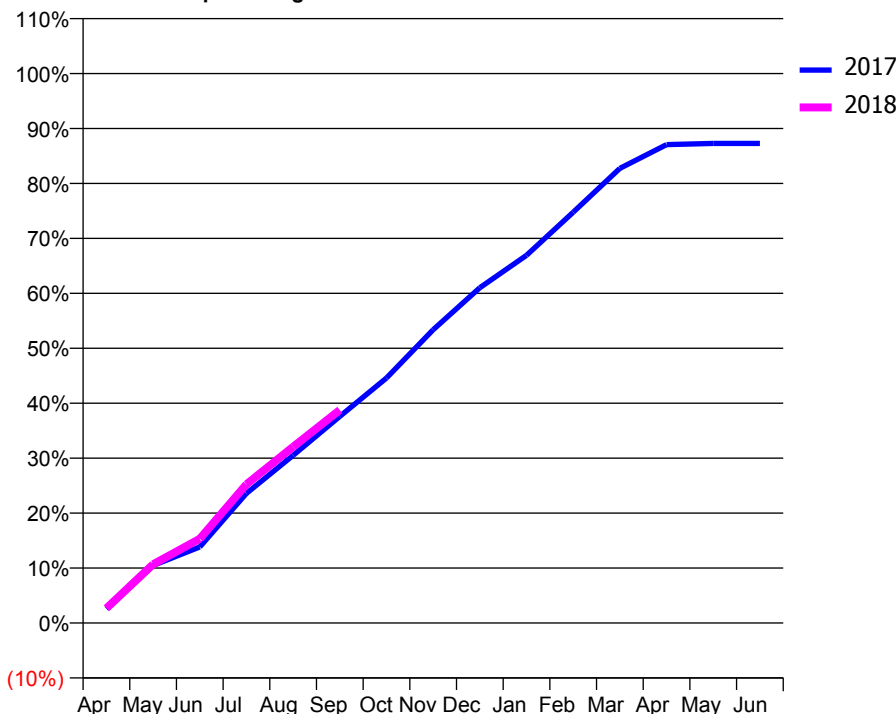
ACCESS*

Patients seen in 24 months	Total	Change since previous quarter
Quarter ending September 2016	12,390	
Quarter ending December 2016	12,595	→
Quarter ending March 2017	12,622	→
Quarter ending June 2017	12,568	→
Quarter ending September 2017	12,543	→
Variance since September 2016	1.2%	→



ACTIVITY

Cumulative percentage of contracted UDA delivered 2017 & 2018



Adjusted Scheduled Activity (UDA)

Month	2017	2018
April	1,090	1,125
May	4,405	4,493
June	5,820	6,441
July	9,918	10,612
August	12,828	13,485
September	15,807	16,297
October	18,741	
November	22,433	
December	25,651	
January	28,130	
February	31,426	
March	34,782	
April	36,593	
May	36,684	
June	36,688	

QUALITY

	Quantity	Base Number	Contract	AT	Region	England
% of FP17s for the same patient ID Re-attending within 3 months - Children	117	2,100	5.6%	10.4%	11.6%	11.9%
% of FP17s for the same patient ID Re-attending within 3 months - Adults	827	6,604	12.5%	14.2%	15.2%	15.9%
% of FP17s for the same patient ID Re-attending between 3 & 9 months - Children	1,291	2,100	61.5%	61.8%	59.1%	58.1%
% of FP17s for the same patient ID Re-attending between 3 & 9 months - Adults	3,750	6,604	56.8%	55.7%	51.7%	50.6%
% of FP17s for Band 1 Urgent Courses	541	7,826	6.9%	7.3%	8.0%	9.1%
% of FP17s Relating to Free Repair or Replacements	119	7,826	1.5%	0.8%	0.8%	0.8%
% of FP17s Relating to Continuations	80	7,826	1.0%	1.3%	1.0%	1.1%
% of Patients satisfied with the dentistry they have received	26	33	78.8%	90.7%	91.5%	91.4%
% of Patients satisfied with the time they had to wait for an appointment	26	33	78.8%	86.7%	88.2%	87.7%

* This is based on patients treated on this contract for their most recent course of treatment. Figures in italics indicate the base number of FP17s or Patient Questionnaire responses are less than 100. N/A is shown where the base number of responses is less than 10 during the period. % is calculated as Quantity/Base number*100

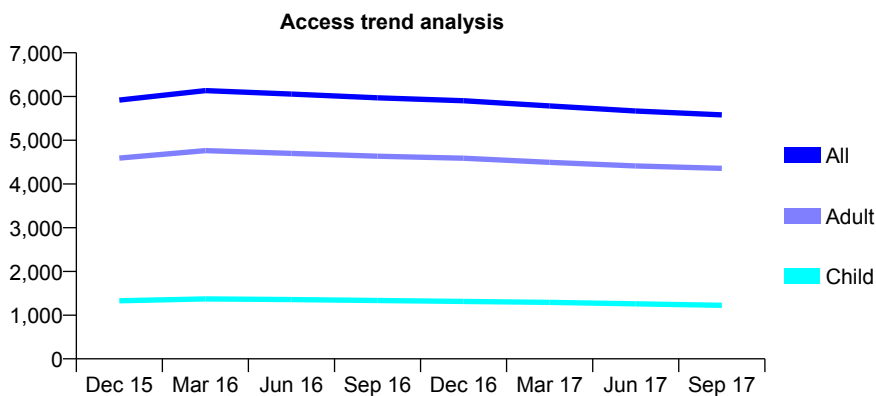
Q55 - Vital Signs At a Glance Contract Report for 101281/0048 - September 2017

Name or company name	OASIS DENTAL CARE LTD
Contract type name	GDS Contract
Purpose of contract	General and Orthodontic
Contract start date	01/04/2006
Contract end date	

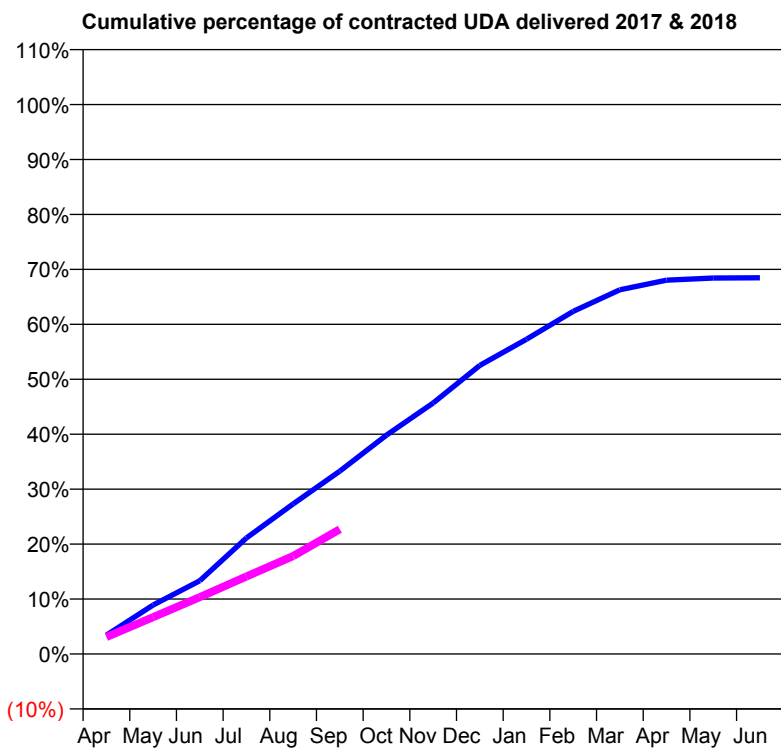
17/18 Contracted general activity (UDA)	19,361
Carry forward general activity (UDA)	0
17/18 Contracted orthodontic activity (UOA)	628
Carry forward orthodontic activity (UOA)	0
Baseline contract value	£509,516.88

ACCESS*

Patients seen in 24 months	Total	Change since previous quarter
Quarter ending September 2016	5,970	
Quarter ending December 2016	5,903	↓
Quarter ending March 2017	5,785	↓
Quarter ending June 2017	5,668	↓
Quarter ending September 2017	5,581	↓
Variance since September 2016	(6.5%)	↓



ACTIVITY



Month	Adjusted Scheduled Activity (UDA)	
	2017	2018
April	667	597
May	1,726	1,300
June	2,583	2,005
July	4,088	2,733
August	5,289	3,450
September	6,445	4,397
October	7,710	
November	8,845	
December	10,172	
January	11,089	
February	12,073	
March	12,833	
April	13,170	
May	13,245	
June	13,257	

QUALITY

	Quantity	Base Number	Contract	AT	Region	England
% of FP17s for the same patient ID Re-attending within 3 months - Children	41	607	6.8%	10.4%	11.6%	11.9%
% of FP17s for the same patient ID Re-attending within 3 months - Adults	239	1,766	13.5%	14.2%	15.2%	15.9%
% of FP17s for the same patient ID Re-attending between 3 & 9 months - Children	320	607	52.7%	61.8%	59.1%	58.1%
% of FP17s for the same patient ID Re-attending between 3 & 9 months - Adults	755	1,766	42.8%	55.7%	51.7%	50.6%
% of FP17s for Band 1 Urgent Courses	188	2,134	8.8%	7.3%	8.0%	9.1%
% of FP17s Relating to Free Repair or Replacements	11	2,134	0.5%	0.8%	0.8%	0.8%
% of FP17s Relating to Continuations	43	2,134	2.0%	1.3%	1.0%	1.1%
% of Patients satisfied with the dentistry they have received	4	4	N/A	90.7%	91.5%	91.4%
% of Patients satisfied with the time they had to wait for an appointment	4	4	N/A	86.7%	88.2%	87.7%

* This is based on patients treated on this contract for their most recent course of treatment. Figures in italics indicate the base number of FP17s or Patient Questionnaire responses are less than 100. N/A is shown where the base number of responses is less than 10 during the period. % is calculated as Quantity/Base number*100

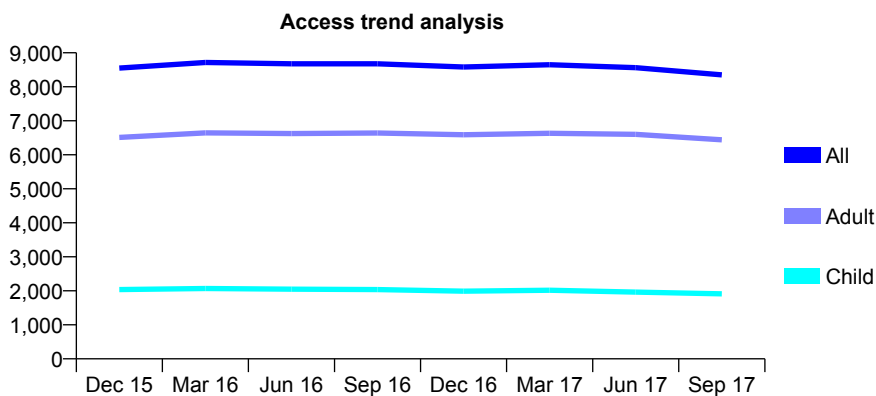
Q55 - Vital Signs At a Glance Contract Report for 101281/0059 - September 2017

Name or company name	OASIS DENTAL CARE LTD
Contract type name	GDS Contract
Purpose of contract	General
Contract start date	01/04/2006
Contract end date	

17/18 Contracted general activity (UDA)	26,245
Carry forward general activity (UDA)	0
17/18 Contracted orthodontic activity (UOA)	0
Carry forward orthodontic activity (UOA)	0
Baseline contract value	£609,053.06

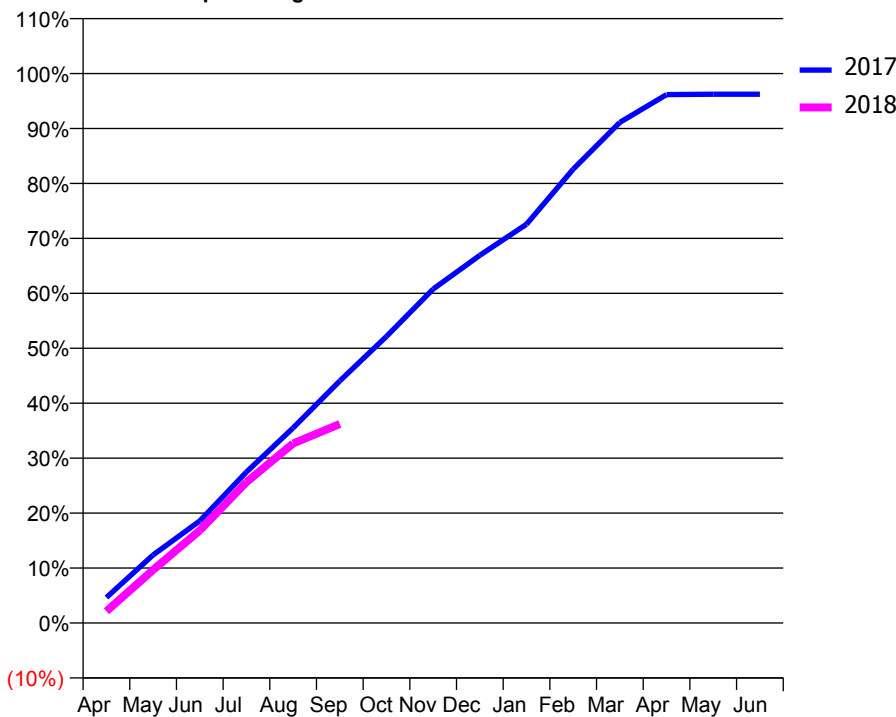
ACCESS*

Patients seen in 24 months	Total	Change since previous quarter
Quarter ending September 2016	8,678	
Quarter ending December 2016	8,584	↓
Quarter ending March 2017	8,649	→
Quarter ending June 2017	8,564	→
Quarter ending September 2017	8,351	↓
Variance since September 2016	(3.8%)	↓



ACTIVITY

Cumulative percentage of contracted UDA delivered 2017 & 2018



Month	2017	2018
April	1,222	562
May	3,248	2,541
June	4,878	4,424
July	7,212	6,728
August	9,322	8,574
September	11,563	9,507
October	13,687	
November	15,951	
December	17,564	
January	19,049	
February	21,674	
March	23,909	
April	25,235	
May	25,253	
June	25,257	

QUALITY

	Quantity	Base Number	Contract	AT	Region	England
% of FP17s for the same patient ID Re-attending within 3 months - Children	117	1,382	8.5%	10.4%	11.6%	11.9%
% of FP17s for the same patient ID Re-attending within 3 months - Adults	679	4,663	14.6%	14.2%	15.2%	15.9%
% of FP17s for the same patient ID Re-attending between 3 & 9 months - Children	944	1,382	68.3%	61.8%	59.1%	58.1%
% of FP17s for the same patient ID Re-attending between 3 & 9 months - Adults	3,070	4,663	65.8%	55.7%	51.7%	50.6%
% of FP17s for Band 1 Urgent Courses	363	5,406	6.7%	7.3%	8.0%	9.1%
% of FP17s Relating to Free Repair or Replacements	115	5,406	2.1%	0.8%	0.8%	0.8%
% of FP17s Relating to Continuations	108	5,406	2.0%	1.3%	1.0%	1.1%
% of Patients satisfied with the dentistry they have received	18	19	94.7%	90.7%	91.5%	91.4%
% of Patients satisfied with the time they had to wait for an appointment	16	19	84.2%	86.7%	88.2%	87.7%

* This is based on patients treated on this contract for their most recent course of treatment. Figures in italics indicate the base number of FP17s or Patient Questionnaire responses are less than 100. N/A is shown where the base number of responses is less than 10 during the period. % is calculated as Quantity/Base number*100

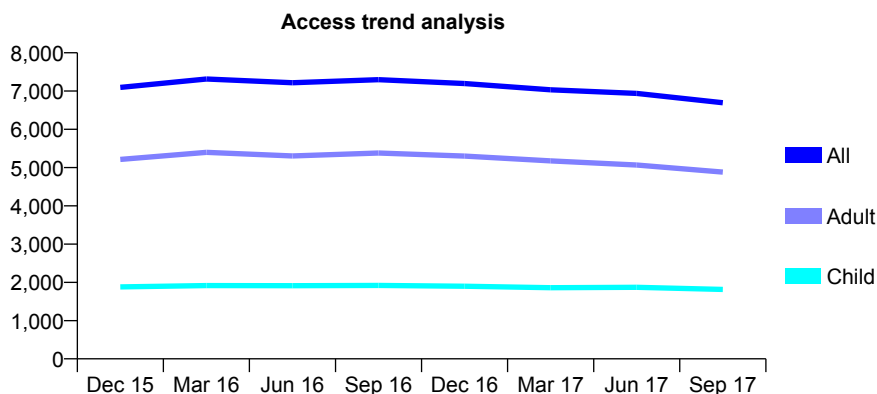
Q55 - Vital Signs At a Glance Contract Report for 101281/0092 - September 2017

Name or company name	OASIS DENTAL CARE LTD
Contract type name	GDS Contract
Purpose of contract	General
Contract start date	01/04/2006
Contract end date	

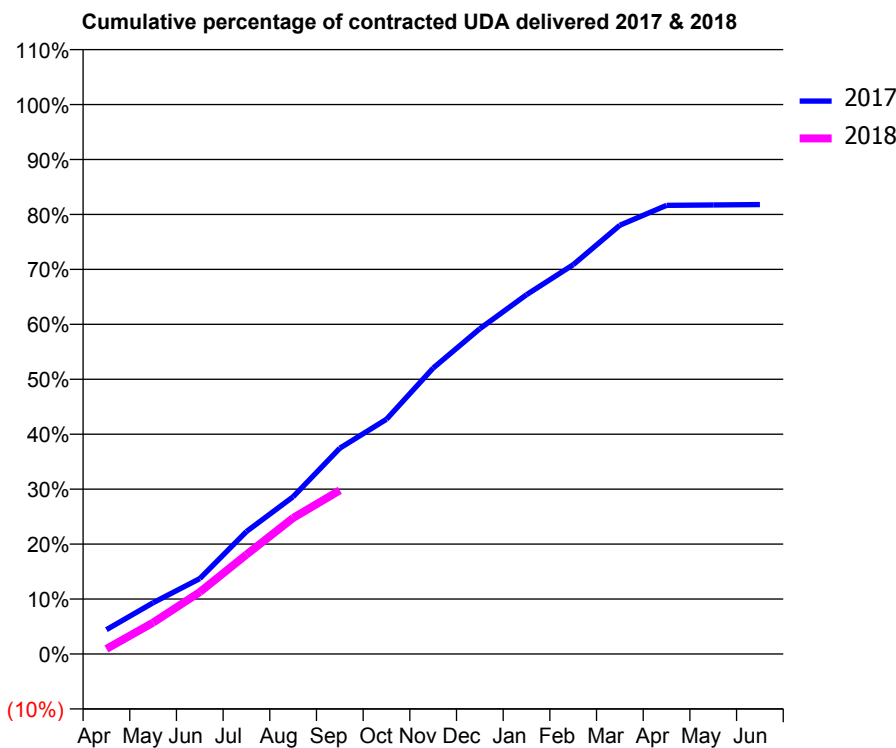
17/18 Contracted general activity (UDA)	18,929
Carry forward general activity (UDA)	0
17/18 Contracted orthodontic activity (UOA)	0
Carry forward orthodontic activity (UOA)	0
Baseline contract value	£409,590.09

ACCESS*

Patients seen in 24 months	Total	Change since previous quarter
Quarter ending September 2016	7,299	
Quarter ending December 2016	7,198	↓
Quarter ending March 2017	7,032	↓
Quarter ending June 2017	6,938	↓
Quarter ending September 2017	6,694	↓
Variance since September 2016	(8.3%)	↓



ACTIVITY



Adjusted Scheduled Activity (UDA)		
Month	2017	2018
April	840	176
May	1,768	1,082
June	2,596	2,133
July	4,219	3,424
August	5,420	4,688
September	7,089	5,640
October	8,088	
November	9,849	
December	11,204	
January	12,376	
February	13,412	
March	14,769	
April	15,453	
May	15,466	
June	15,481	

QUALITY

	Quantity	Base Number	Contract	AT	Region	England
% of FP17s for the same patient ID Re-attending within 3 months - Children	70	1,347	5.2%	10.4%	11.6%	11.9%
% of FP17s for the same patient ID Re-attending within 3 months - Adults	410	3,006	13.6%	14.2%	15.2%	15.9%
% of FP17s for the same patient ID Re-attending between 3 & 9 months - Children	864	1,347	64.1%	61.8%	59.1%	58.1%
% of FP17s for the same patient ID Re-attending between 3 & 9 months - Adults	1,815	3,006	60.4%	55.7%	51.7%	50.6%
% of FP17s for Band 1 Urgent Courses	286	3,504	8.2%	7.3%	8.0%	9.1%
% of FP17s Relating to Free Repair or Replacements	15	3,504	0.4%	0.8%	0.8%	0.8%
% of FP17s Relating to Continuations	50	3,504	1.4%	1.3%	1.0%	1.1%
% of Patients satisfied with the dentistry they have received	7	8	N/A	90.7%	91.5%	91.4%
% of Patients satisfied with the time they had to wait for an appointment	6	8	N/A	86.7%	88.2%	87.7%

* This is based on patients treated on this contract for their most recent course of treatment. Figures in italics indicate the base number of FP17s or Patient Questionnaire responses are less than 100. N/A is shown where the base number of responses is less than 10 during the period. % is calculated as Quantity/Base number*100

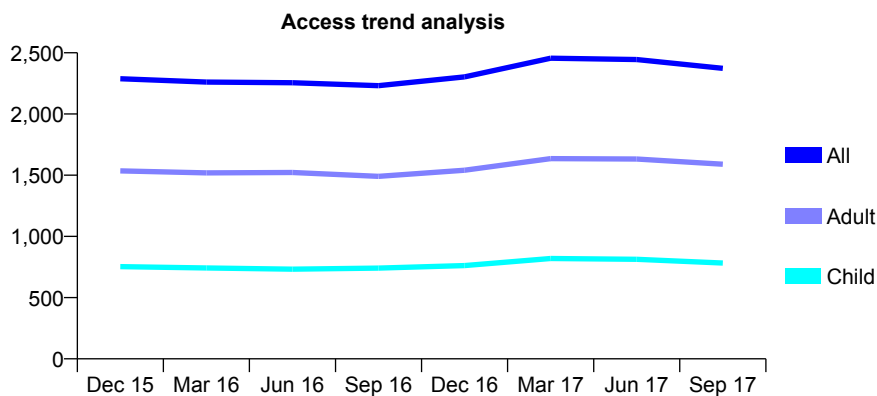
Q55 - Vital Signs At a Glance Contract Report for 101281/0118 - September 2017

Name or company name	OASIS DENTAL CARE LTD
Contract type name	GDS Contract
Purpose of contract	General
Contract start date	01/04/2006
Contract end date	

17/18 Contracted general activity (UDA)	5,159
Carry forward general activity (UDA)	0
17/18 Contracted orthodontic activity (UOA)	0
Carry forward orthodontic activity (UOA)	0
Baseline contract value	£153,782.05

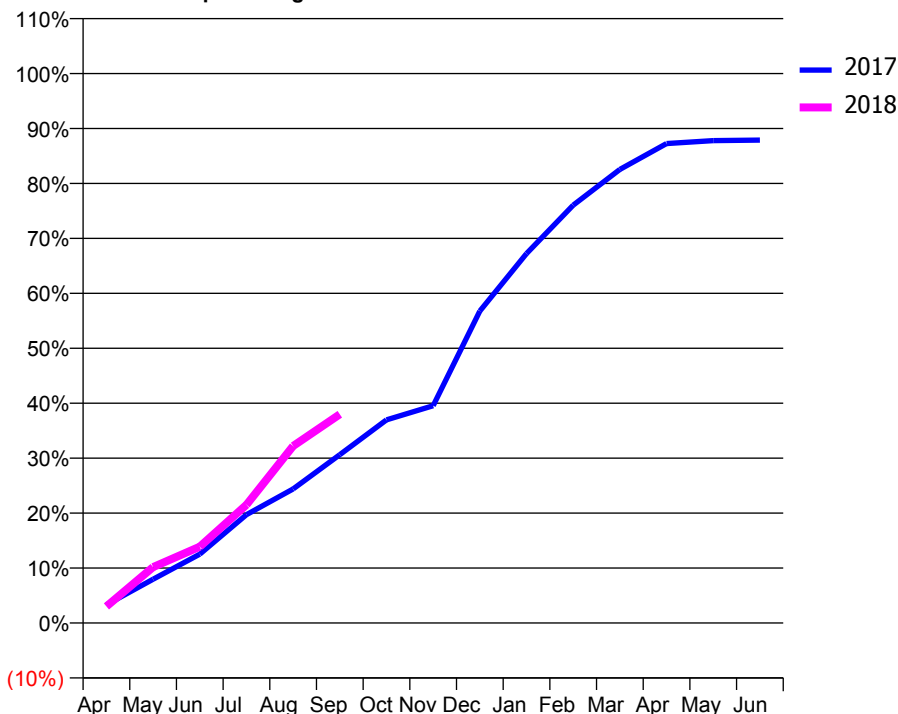
ACCESS*

Patients seen in 24 months	Total	Change since previous quarter
Quarter ending September 2016	2,232	
Quarter ending December 2016	2,303	↑
Quarter ending March 2017	2,456	↑
Quarter ending June 2017	2,445	→
Quarter ending September 2017	2,373	↓
Variance since September 2016	6.3%	↑



ACTIVITY

Cumulative percentage of contracted UDA delivered 2017 & 2018



Month	Adjusted Scheduled Activity (UDA)	
	2017	2018
April	170	155
May	412	526
June	647	717
July	1,018	1,110
August	1,258	1,662
September	1,580	1,960
October	1,907	
November	2,040	
December	2,929	
January	3,468	
February	3,923	
March	4,258	
April	4,501	
May	4,528	
June	4,533	

QUALITY

	Quantity	Base Number	Contract	AT	Region	England
% of FP17s for the same patient ID Re-attending within 3 months - Children	38	544	7.0%	10.4%	11.6%	11.9%
% of FP17s for the same patient ID Re-attending within 3 months - Adults	167	972	17.2%	14.2%	15.2%	15.9%
% of FP17s for the same patient ID Re-attending between 3 & 9 months - Children	320	544	58.8%	61.8%	59.1%	58.1%
% of FP17s for the same patient ID Re-attending between 3 & 9 months - Adults	529	972	54.4%	55.7%	51.7%	50.6%
% of FP17s for Band 1 Urgent Courses	70	925	7.6%	7.3%	8.0%	9.1%
% of FP17s Relating to Free Repair or Replacements	1	925	0.1%	0.8%	0.8%	0.8%
% of FP17s Relating to Continuations	11	925	1.2%	1.3%	1.0%	1.1%
% of Patients satisfied with the dentistry they have received	0	1	N/A	90.7%	91.5%	91.4%
% of Patients satisfied with the time they had to wait for an appointment	0	1	N/A	86.7%	88.2%	87.7%

* This is based on patients treated on this contract for their most recent course of treatment. Figures in italics indicate the base number of FP17s or Patient Questionnaire responses are less than 100. N/A is shown where the base number of responses is less than 10 during the period. % is calculated as Quantity/Base number*100

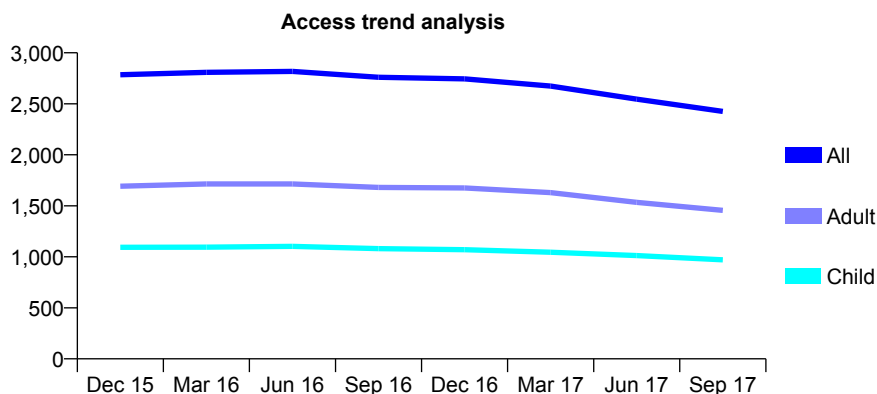
Q55 - Vital Signs At a Glance Contract Report for 101281/0129 - September 2017

Name or company name	OASIS DENTAL CARE LTD
Contract type name	GDS Contract
Purpose of contract	General
Contract start date	01/04/2006
Contract end date	

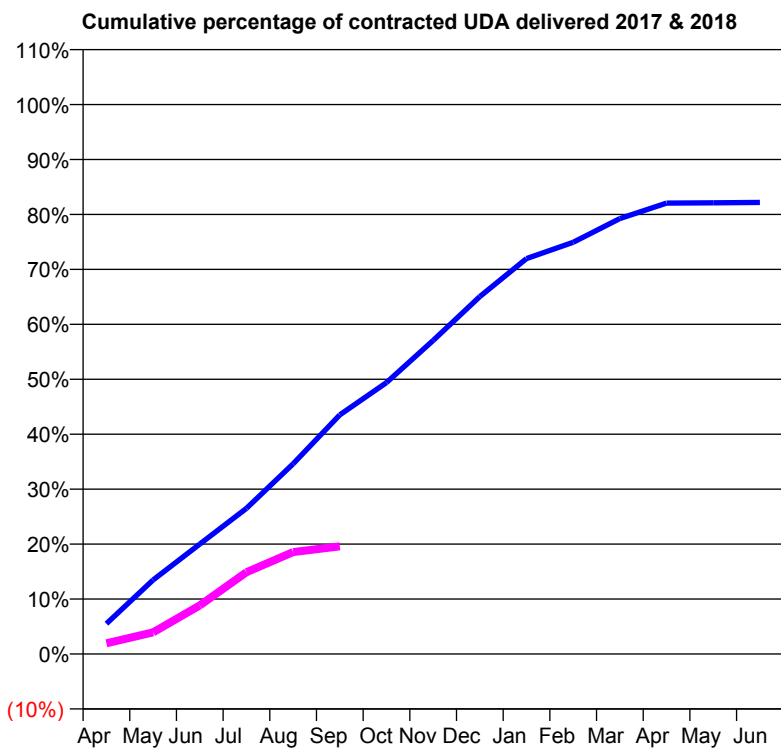
17/18 Contracted general activity (UDA)	7,956
Carry forward general activity (UDA)	0
17/18 Contracted orthodontic activity (UOA)	0
Carry forward orthodontic activity (UOA)	0
Baseline contract value	£175,161.45

ACCESS*

Patients seen in 24 months	Total	Change since previous quarter
Quarter ending September 2016	2,760	
Quarter ending December 2016	2,745	→
Quarter ending March 2017	2,674	↓
Quarter ending June 2017	2,546	↓
Quarter ending September 2017	2,426	↓
Variance since September 2016	(12.1%)	↓



ACTIVITY



Month	Adjusted Scheduled Activity (UDA)	
	2017	2018
April	439	156
May	1,073	314
June	1,592	703
July	2,109	1,185
August	2,754	1,476
September	3,463	1,558
October	3,930	
November	4,540	
December	5,176	
January	5,725	
February	5,962	
March	6,304	
April	6,529	
May	6,532	
June	6,537	

QUALITY

	Quantity	Base Number	Contract	AT	Region	England
% of FP17s for the same patient ID Re-attending within 3 months - Children	38	491	7.7%	10.4%	11.6%	11.9%
% of FP17s for the same patient ID Re-attending within 3 months - Adults	89	515	17.3%	14.2%	15.2%	15.9%
% of FP17s for the same patient ID Re-attending between 3 & 9 months - Children	265	491	54.0%	61.8%	59.1%	58.1%
% of FP17s for the same patient ID Re-attending between 3 & 9 months - Adults	266	515	51.7%	55.7%	51.7%	50.6%
% of FP17s for Band 1 Urgent Courses	111	907	12.2%	7.3%	8.0%	9.1%
% of FP17s Relating to Free Repair or Replacements	2	907	0.2%	0.8%	0.8%	0.8%
% of FP17s Relating to Continuations	9	907	1.0%	1.3%	1.0%	1.1%
% of Patients satisfied with the dentistry they have received	2	2	N/A	90.7%	91.5%	91.4%
% of Patients satisfied with the time they had to wait for an appointment	2	2	N/A	86.7%	88.2%	87.7%

* This is based on patients treated on this contract for their most recent course of treatment. Figures in italics indicate the base number of FP17s or Patient Questionnaire responses are less than 100. N/A is shown where the base number of responses is less than 10 during the period. % is calculated as Quantity/Base number*100

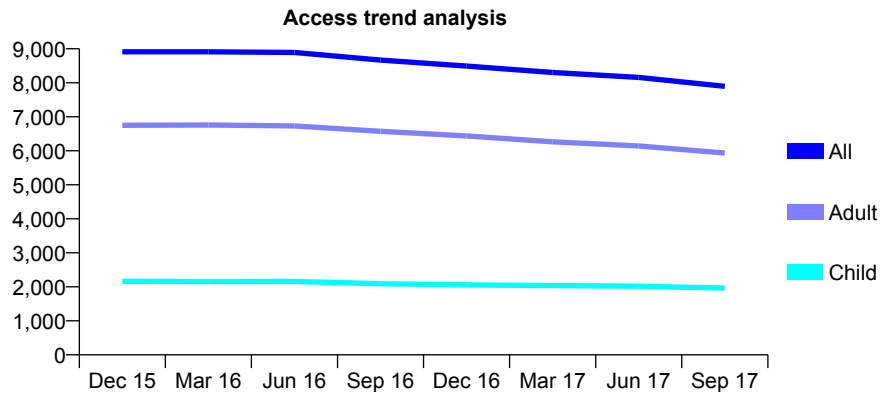
Q55 - Vital Signs At a Glance Contract Report for 101281/0200 - September 2017

Name or company name	OASIS DENTAL CARE LTD
Contract type name	GDS Contract
Purpose of contract	General
Contract start date	28/04/2009
Contract end date	

17/18 Contracted general activity (UDA)	30,000
Carry forward general activity (UDA)	0
17/18 Contracted orthodontic activity (UOA)	0
Carry forward orthodontic activity (UOA)	0
Baseline contract value	£650,830.08

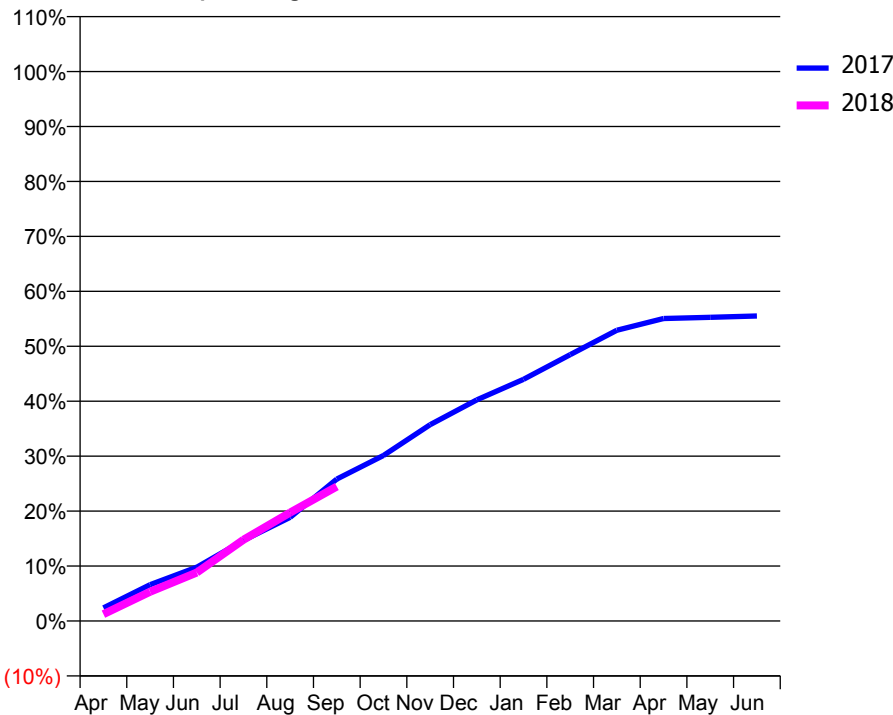
ACCESS*

Patients seen in 24 months	Total	Change since previous quarter
Quarter ending September 2016	8,668	
Quarter ending December 2016	8,494	↓
Quarter ending March 2017	8,302	↓
Quarter ending June 2017	8,158	↓
Quarter ending September 2017	7,897	↓
Variance since September 2016	(8.9%)	↓



ACTIVITY

Cumulative percentage of contracted UDA delivered 2017 & 2018



Month	Adjusted Scheduled Activity (UDA)	
	2017	2018
April	718	377
May	1,987	1,599
June	2,937	2,650
July	4,403	4,437
August	5,662	5,923
September	7,752	7,345
October	9,039	
November	10,721	
December	12,076	
January	13,197	
February	14,540	
March	15,874	
April	16,518	
May	16,582	
June	16,656	

QUALITY

	Quantity	Base Number	Contract	AT	Region	England
% of FP17s for the same patient ID Re-attending within 3 months - Children	97	1,054	9.2%	10.4%	11.6%	11.9%
% of FP17s for the same patient ID Re-attending within 3 months - Adults	245	2,586	9.5%	14.2%	15.2%	15.9%
% of FP17s for the same patient ID Re-attending between 3 & 9 months - Children	430	1,054	40.8%	61.8%	59.1%	58.1%
% of FP17s for the same patient ID Re-attending between 3 & 9 months - Adults	877	2,586	33.9%	55.7%	51.7%	50.6%
% of FP17s for Band 1 Urgent Courses	93	3,312	2.8%	7.3%	8.0%	9.1%
% of FP17s Relating to Free Repair or Replacements	23	3,312	0.7%	0.8%	0.8%	0.8%
% of FP17s Relating to Continuations	53	3,312	1.6%	1.3%	1.0%	1.1%
% of Patients satisfied with the dentistry they have received	5	7	N/A	90.7%	91.5%	91.4%
% of Patients satisfied with the time they had to wait for an appointment	5	7	N/A	86.7%	88.2%	87.7%

* This is based on patients treated on this contract for their most recent course of treatment. Figures in italics indicate the base number of FP17s or Patient Questionnaire responses are less than 100. N/A is shown where the base number of responses is less than 10 during the period. % is calculated as Quantity/Base number*100

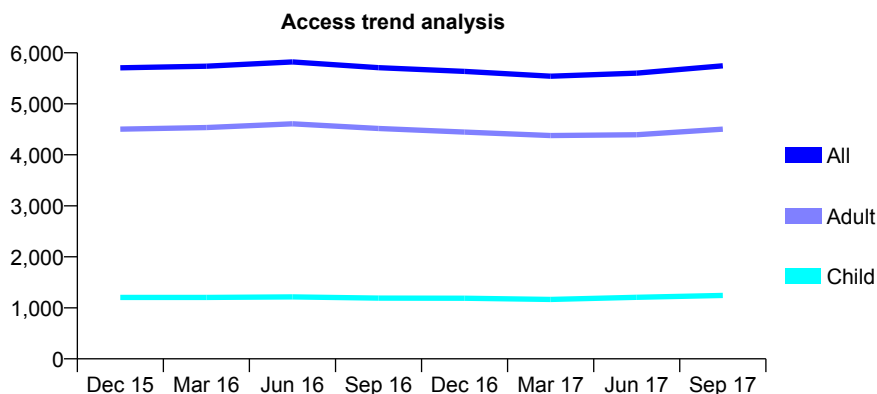
Q55 - Vital Signs At a Glance Contract Report for 101338/0050 - September 2017

Name or company name	Whitecross Dental Care Limited
Contract type name	GDS Contract
Purpose of contract	General
Contract start date	01/04/2007
Contract end date	

17/18 Contracted general activity (UDA)	17,600
Carry forward general activity (UDA)	0
17/18 Contracted orthodontic activity (UOA)	0
Carry forward orthodontic activity (UOA)	0
Baseline contract value	£463,907.58

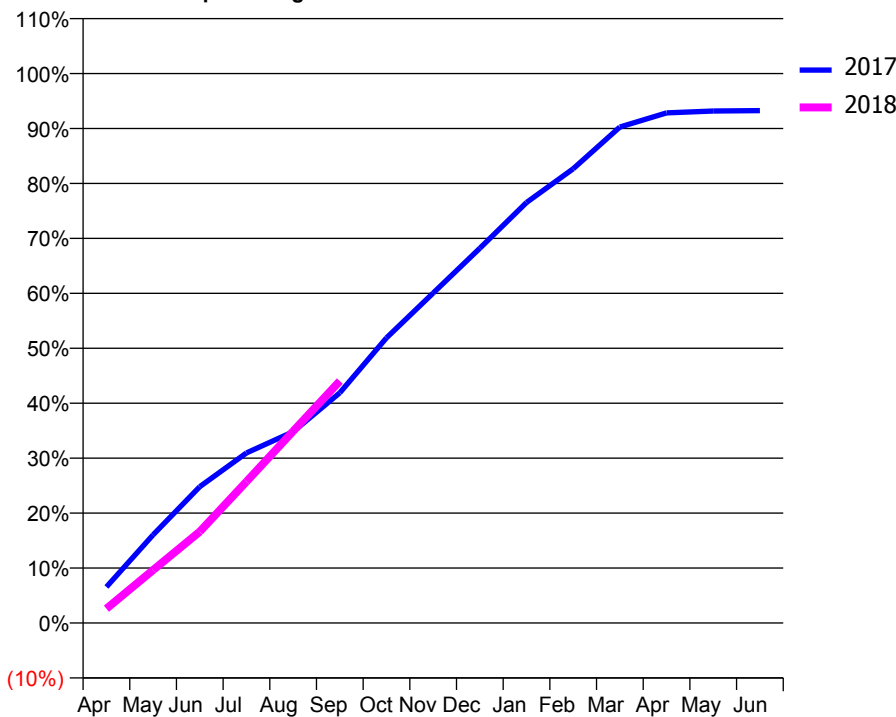
ACCESS*

Patients seen in 24 months	Total	Change since previous quarter
Quarter ending September 2016	5,708	
Quarter ending December 2016	5,635	↓
Quarter ending March 2017	5,542	↓
Quarter ending June 2017	5,600	→
Quarter ending September 2017	5,744	↑
Variance since September 2016	0.6%	→



ACTIVITY

Cumulative percentage of contracted UDA delivered 2017 & 2018



Month	Adjusted Scheduled Activity (UDA)	
	2017	2018
April	938	460
May	2,296	1,697
June	3,548	2,928
July	4,427	4,531
August	4,978	6,143
September	5,991	7,750
October	7,419	
November	8,587	
December	9,751	
January	10,944	
February	11,820	
March	12,908	
April	13,274	
May	13,323	
June	13,336	

QUALITY

	Quantity	Base Number	Contract	AT	Region	England
% of FP17s for the same patient ID Re-attending within 3 months - Children	53	934	5.7%	10.4%	11.6%	11.9%
% of FP17s for the same patient ID Re-attending within 3 months - Adults	319	3,083	10.3%	14.2%	15.2%	15.9%
% of FP17s for the same patient ID Re-attending between 3 & 9 months - Children	479	934	51.3%	61.8%	59.1%	58.1%
% of FP17s for the same patient ID Re-attending between 3 & 9 months - Adults	1,238	3,083	40.2%	55.7%	51.7%	50.6%
% of FP17s for Band 1 Urgent Courses	233	3,790	6.1%	7.3%	8.0%	9.1%
% of FP17s Relating to Free Repair or Replacements	16	3,790	0.4%	0.8%	0.8%	0.8%
% of FP17s Relating to Continuations	62	3,790	1.6%	1.3%	1.0%	1.1%
% of Patients satisfied with the dentistry they have received	29	32	90.6%	90.7%	91.5%	91.4%
% of Patients satisfied with the time they had to wait for an appointment	26	32	81.3%	86.7%	88.2%	87.7%

* This is based on patients treated on this contract for their most recent course of treatment. Figures in italics indicate the base number of FP17s or Patient Questionnaire responses are less than 100. N/A is shown where the base number of responses is less than 10 during the period. % is calculated as Quantity/Base number*100

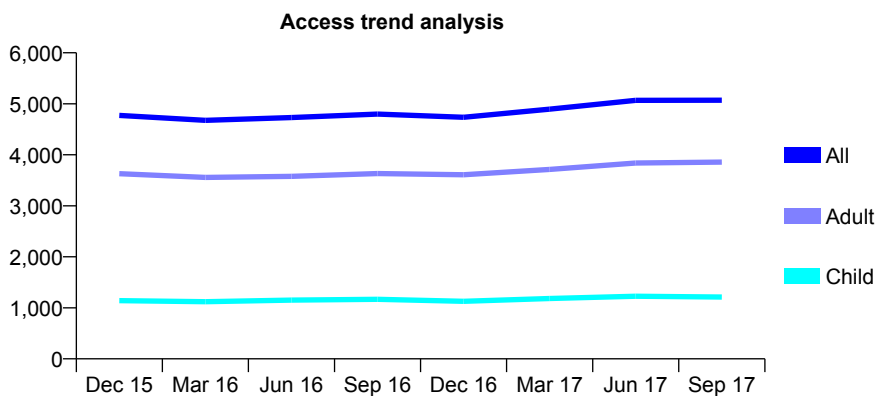
Q55 - Vital Signs At a Glance Contract Report for 101362/0006 - September 2017

Name or company name	Rodericks Dental Limited
Contract type name	GDS Contract
Purpose of contract	General
Contract start date	01/04/2008
Contract end date	

17/18 Contracted general activity (UDA)	13,542
Carry forward general activity (UDA)	0
17/18 Contracted orthodontic activity (UOA)	0
Carry forward orthodontic activity (UOA)	0
Baseline contract value	£326,098.41

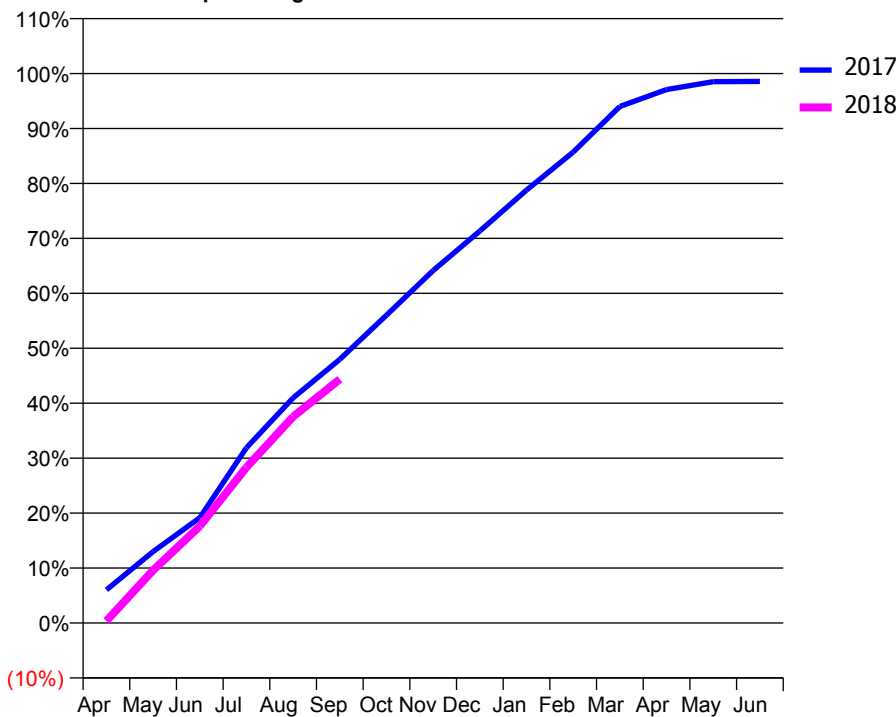
ACCESS*

Patients seen in 24 months	Total	Change since previous quarter
Quarter ending September 2016	4,799	
Quarter ending December 2016	4,737	↓
Quarter ending March 2017	4,896	↑
Quarter ending June 2017	5,068	↑
Quarter ending September 2017	5,071	→
Variance since September 2016	5.7%	↑



ACTIVITY

Cumulative percentage of contracted UDA delivered 2017 & 2018



Adjusted Scheduled Activity (UDA)

Month	2017	2018
April	851	52
May	1,831	1,299
June	2,701	2,387
July	4,495	3,835
August	5,773	5,087
September	6,763	6,007
October	7,896	
November	9,041	
December	10,054	
January	11,103	
February	12,077	
March	13,245	
April	13,682	
May	13,882	
June	13,889	

QUALITY

	Quantity	Base Number	Contract	AT	Region	England
% of FP17s for the same patient ID Re-attending within 3 months - Children	64	1,025	6.2%	10.4%	11.6%	11.9%
% of FP17s for the same patient ID Re-attending within 3 months - Adults	248	2,769	9.0%	14.2%	15.2%	15.9%
% of FP17s for the same patient ID Re-attending between 3 & 9 months - Children	624	1,025	60.9%	61.8%	59.1%	58.1%
% of FP17s for the same patient ID Re-attending between 3 & 9 months - Adults	1,730	2,769	62.5%	55.7%	51.7%	50.6%
% of FP17s for Band 1 Urgent Courses	147	3,209	4.6%	7.3%	8.0%	9.1%
% of FP17s Relating to Free Repair or Replacements	33	3,209	1.0%	0.8%	0.8%	0.8%
% of FP17s Relating to Continuations	8	3,209	0.2%	1.3%	1.0%	1.1%
% of Patients satisfied with the dentistry they have received	8	8	N/A	90.7%	91.5%	91.4%
% of Patients satisfied with the time they had to wait for an appointment	7	8	N/A	86.7%	88.2%	87.7%

* This is based on patients treated on this contract for their most recent course of treatment. Figures in italics indicate the base number of FP17s or Patient Questionnaire responses are less than 100. N/A is shown where the base number of responses is less than 10 during the period. % is calculated as Quantity/Base number*100

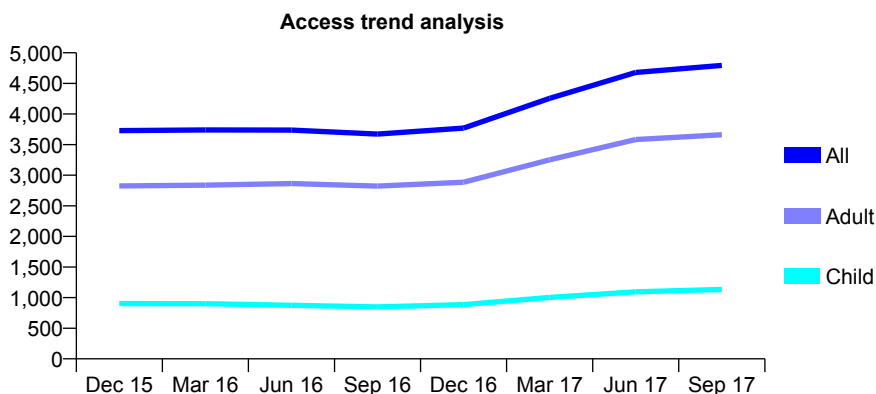
Q55 - Vital Signs At a Glance Contract Report for 101362/0007 - September 2017

Name or company name	Rodericks Dental Limited
Contract type name	GDS Contract
Purpose of contract	General
Contract start date	28/07/2008
Contract end date	

17/18 Contracted general activity (UDA)	12,292
Carry forward general activity (UDA)	0
17/18 Contracted orthodontic activity (UOA)	0
Carry forward orthodontic activity (UOA)	0
Baseline contract value	£304,358.50

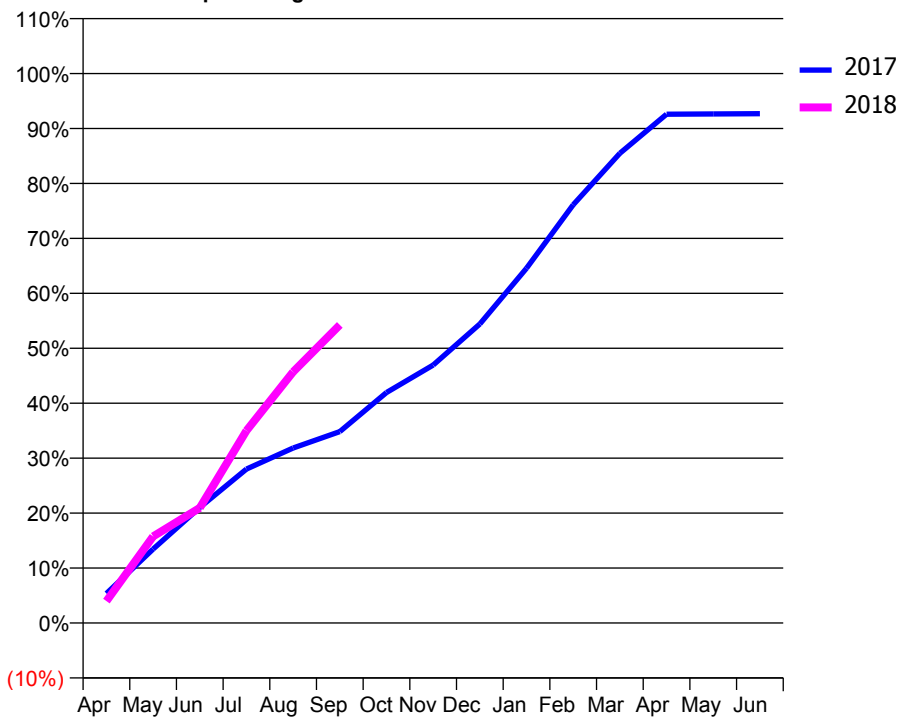
ACCESS*

Patients seen in 24 months	Total	Change since previous quarter
Quarter ending September 2016	3,672	
Quarter ending December 2016	3,771	↑
Quarter ending March 2017	4,256	↑
Quarter ending June 2017	4,678	↑
Quarter ending September 2017	4,794	↑
Variance since September 2016	30.6%	↑



ACTIVITY

Cumulative percentage of contracted UDA delivered 2017 & 2018



Month	Adjusted Scheduled Activity (UDA)	
	2017	2018
April	730	490
May	1,823	1,936
June	2,851	2,577
July	3,798	4,304
August	4,318	5,617
September	4,720	6,668
October	5,684	
November	6,364	
December	7,374	
January	8,751	
February	10,315	
March	11,584	
April	12,550	
May	12,557	
June	12,561	

QUALITY

	Quantity	Base Number	Contract	AT	Region	England
% of FP17s for the same patient ID Re-attending within 3 months - Children	66	984	6.7%	10.4%	11.6%	11.9%
% of FP17s for the same patient ID Re-attending within 3 months - Adults	373	3,087	12.1%	14.2%	15.2%	15.9%
% of FP17s for the same patient ID Re-attending between 3 & 9 months - Children	596	984	60.6%	61.8%	59.1%	58.1%
% of FP17s for the same patient ID Re-attending between 3 & 9 months - Adults	1,429	3,087	46.3%	55.7%	51.7%	50.6%
% of FP17s for Band 1 Urgent Courses	225	3,676	6.1%	7.3%	8.0%	9.1%
% of FP17s Relating to Free Repair or Replacements	42	3,676	1.1%	0.8%	0.8%	0.8%
% of FP17s Relating to Continuations	28	3,676	0.8%	1.3%	1.0%	1.1%
% of Patients satisfied with the dentistry they have received	5	9	N/A	90.7%	91.5%	91.4%
% of Patients satisfied with the time they had to wait for an appointment	5	9	N/A	86.7%	88.2%	87.7%

* This is based on patients treated on this contract for their most recent course of treatment. Figures in italics indicate the base number of FP17s or Patient Questionnaire responses are less than 100. N/A is shown where the base number of responses is less than 10 during the period. % is calculated as Quantity/Base number*100

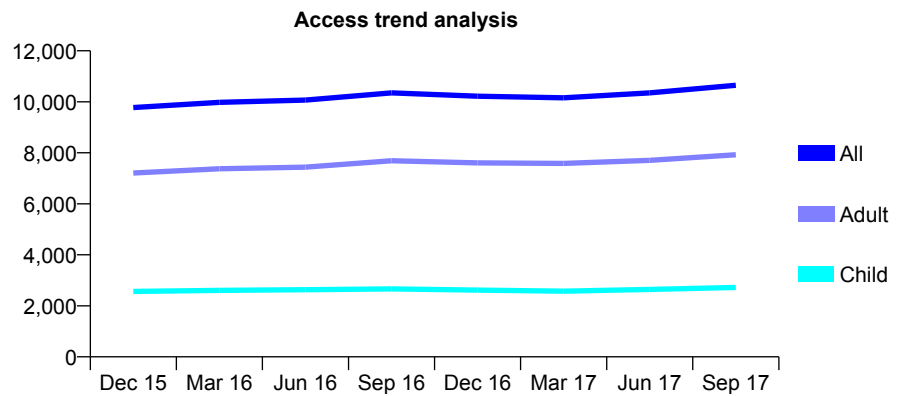
Q55 - Vital Signs At a Glance Contract Report for 101362/0008 - September 2017

Name or company name	Rodericks Dental Limited
Contract type name	GDS Contract
Purpose of contract	General
Contract start date	01/04/2008
Contract end date	

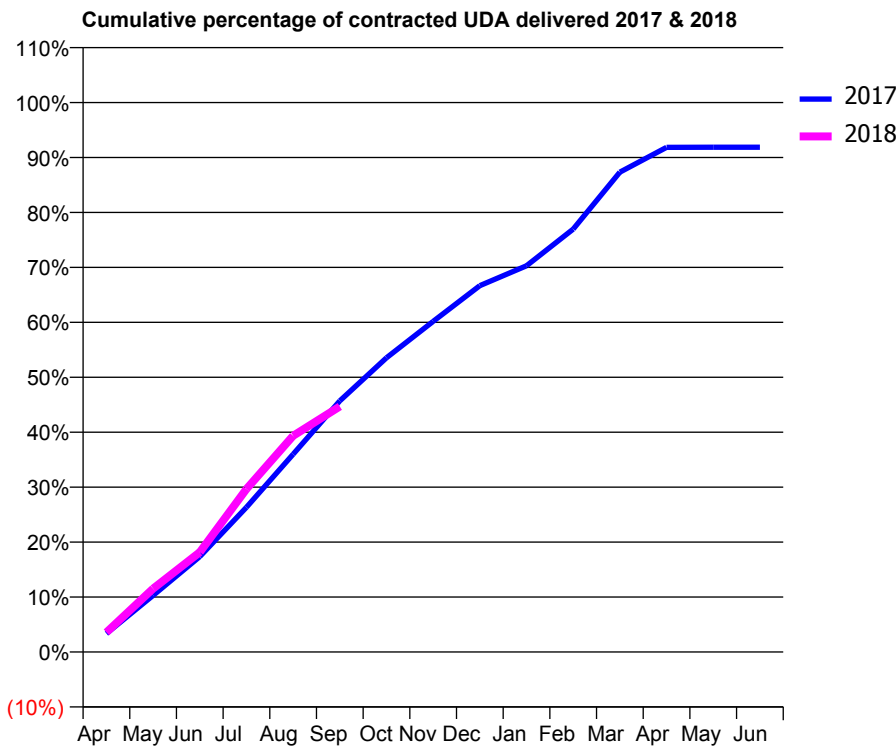
17/18 Contracted general activity (UDA)	26,370
Carry forward general activity (UDA)	0
17/18 Contracted orthodontic activity (UOA)	0
Carry forward orthodontic activity (UOA)	0
Baseline contract value	£608,354.99

ACCESS*

Patients seen in 24 months	Total	Change since previous quarter
Quarter ending September 2016	10,352	
Quarter ending December 2016	10,220	↓
Quarter ending March 2017	10,159	→
Quarter ending June 2017	10,348	→
Quarter ending September 2017	10,646	↑
Variance since September 2016	2.8%	↑



ACTIVITY



Month	Adjusted Scheduled Activity (UDA)	
	2017	2018
April	933	945
May	2,849	3,040
June	4,808	4,791
July	7,291	7,824
August	9,968	10,374
September	12,654	11,784
October	14,826	
November	16,658	
December	18,460	
January	19,463	
February	21,308	
March	24,180	
April	25,428	
May	25,432	
June	25,433	

QUALITY

	Quantity	Base Number	Contract	AT	Region	England
% of FP17s for the same patient ID Re-attending within 3 months - Children	123	2,152	5.7%	10.4%	11.6%	11.9%
% of FP17s for the same patient ID Re-attending within 3 months - Adults	624	5,737	10.9%	14.2%	15.2%	15.9%
% of FP17s for the same patient ID Re-attending between 3 & 9 months - Children	1,311	2,152	60.9%	61.8%	59.1%	58.1%
% of FP17s for the same patient ID Re-attending between 3 & 9 months - Adults	3,152	5,737	54.9%	55.7%	51.7%	50.6%
% of FP17s for Band 1 Urgent Courses	262	7,165	3.7%	7.3%	8.0%	9.1%
% of FP17s Relating to Free Repair or Replacements	54	7,165	0.8%	0.8%	0.8%	0.8%
% of FP17s Relating to Continuations	23	7,165	0.3%	1.3%	1.0%	1.1%
% of Patients satisfied with the dentistry they have received	18	21	85.7%	90.7%	91.5%	91.4%
% of Patients satisfied with the time they had to wait for an appointment	19	21	90.5%	86.7%	88.2%	87.7%

* This is based on patients treated on this contract for their most recent course of treatment. Figures in italics indicate the base number of FP17s or Patient Questionnaire responses are less than 100. N/A is shown where the base number of responses is less than 10 during the period. % is calculated as Quantity/Base number*100

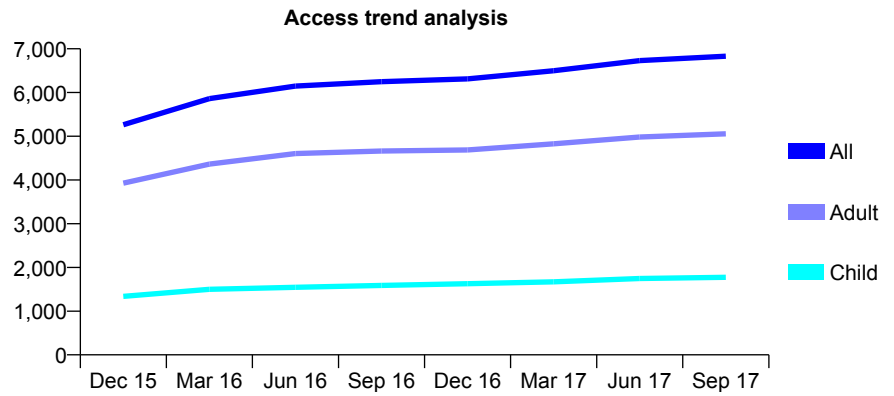
Q55 - Vital Signs At a Glance Contract Report for 101362/0014 - September 2017

Name or company name	Rodericks Dental Limited
Contract type name	GDS Contract
Purpose of contract	General
Contract start date	05/02/2009
Contract end date	

17/18 Contracted general activity (UDA)	15,400
Carry forward general activity (UDA)	0
17/18 Contracted orthodontic activity (UOA)	0
Carry forward orthodontic activity (UOA)	0
Baseline contract value	£357,070.51

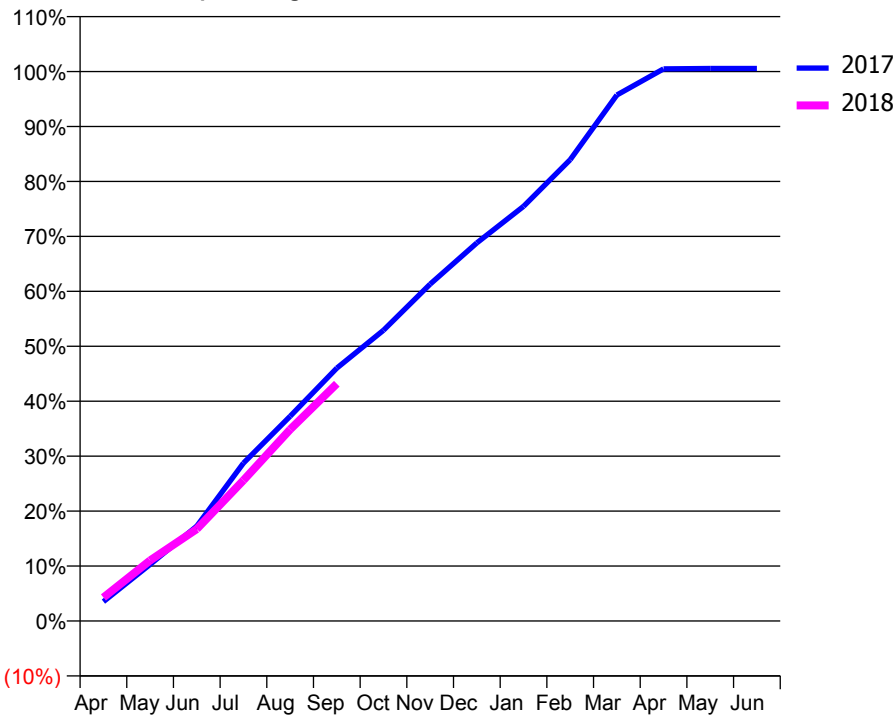
ACCESS*

Patients seen in 24 months	Total	Change since previous quarter
Quarter ending September 2016	6,249	
Quarter ending December 2016	6,313	→
Quarter ending March 2017	6,498	↑
Quarter ending June 2017	6,729	↑
Quarter ending September 2017	6,830	→
Variance since September 2016	9.3%	↑



ACTIVITY

Cumulative percentage of contracted UDA delivered 2017 & 2018



Month	Adjusted Scheduled Activity (UDA)	
	2017	2018
April	588	661
May	1,715	1,699
June	2,874	2,575
July	4,781	3,944
August	6,198	5,367
September	7,657	6,651
October	8,803	
November	10,201	
December	11,447	
January	12,555	
February	13,966	
March	15,927	
April	16,717	
May	16,730	
June	16,730	

QUALITY

	Quantity	Base Number	Contract	AT	Region	England
% of FP17s for the same patient ID Re-attending within 3 months - Children	70	1,127	6.2%	10.4%	11.6%	11.9%
% of FP17s for the same patient ID Re-attending within 3 months - Adults	315	2,969	10.6%	14.2%	15.2%	15.9%
% of FP17s for the same patient ID Re-attending between 3 & 9 months - Children	614	1,127	54.5%	61.8%	59.1%	58.1%
% of FP17s for the same patient ID Re-attending between 3 & 9 months - Adults	1,546	2,969	52.1%	55.7%	51.7%	50.6%
% of FP17s for Band 1 Urgent Courses	275	3,732	7.4%	7.3%	8.0%	9.1%
% of FP17s Relating to Free Repair or Replacements	37	3,732	1.0%	0.8%	0.8%	0.8%
% of FP17s Relating to Continuations	15	3,732	0.4%	1.3%	1.0%	1.1%
% of Patients satisfied with the dentistry they have received	6	8	N/A	90.7%	91.5%	91.4%
% of Patients satisfied with the time they had to wait for an appointment	5	8	N/A	86.7%	88.2%	87.7%

* This is based on patients treated on this contract for their most recent course of treatment. Figures in italics indicate the base number of FP17s or Patient Questionnaire responses are less than 100. N/A is shown where the base number of responses is less than 10 during the period. % is calculated as Quantity/Base number*100

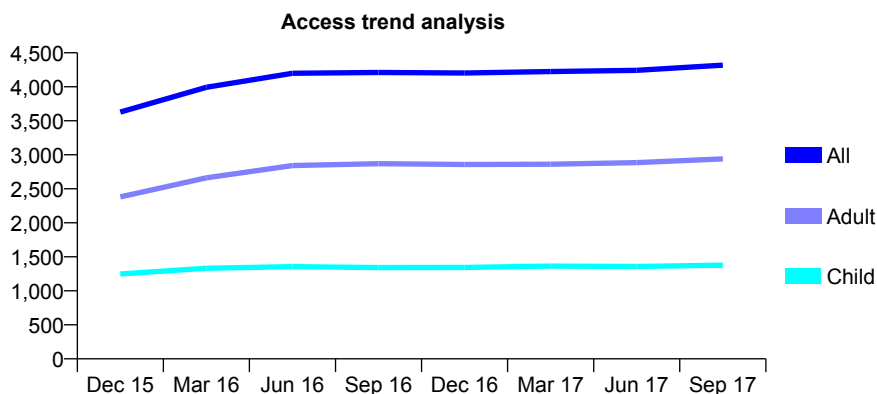
Q55 - Vital Signs At a Glance Contract Report for 101362/0026 - September 2017

Name or company name	Rodericks Dental Limited
Contract type name	GDS Contract
Purpose of contract	General
Contract start date	16/11/2009
Contract end date	

17/18 Contracted general activity (UDA)	12,524
Carry forward general activity (UDA)	0
17/18 Contracted orthodontic activity (UOA)	0
Carry forward orthodontic activity (UOA)	0
Baseline contract value	£323,147.65

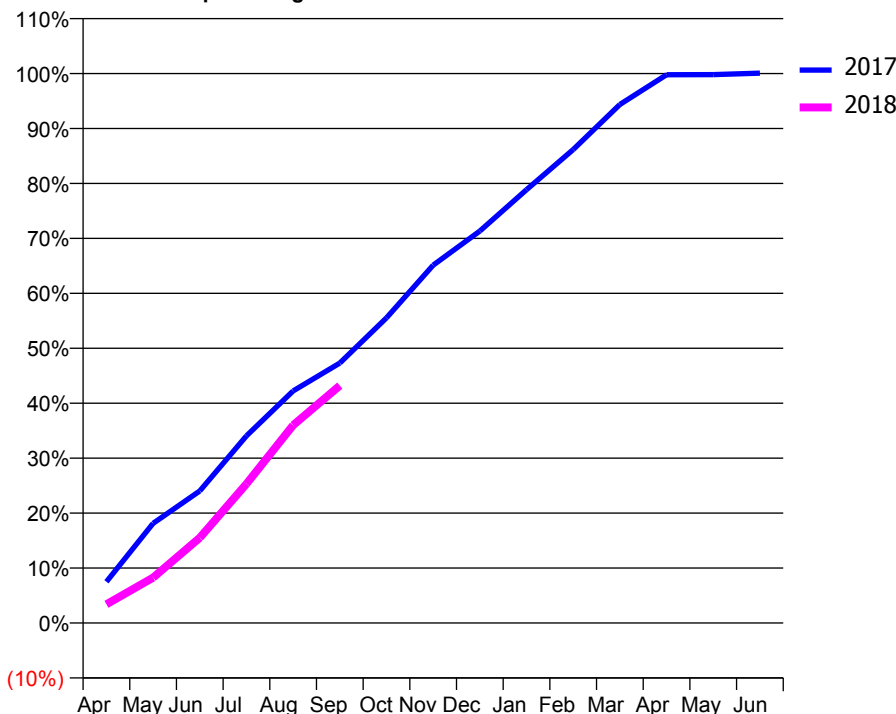
ACCESS*

Patients seen in 24 months	Total	Change since previous quarter
Quarter ending September 2016	4,211	
Quarter ending December 2016	4,203	→
Quarter ending March 2017	4,224	→
Quarter ending June 2017	4,242	→
Quarter ending September 2017	4,319	→
Variance since September 2016	2.6%	↑



ACTIVITY

Cumulative percentage of contracted UDA delivered 2017 & 2018



Month	Adjusted Scheduled Activity (UDA)	
	2017	2018
April	940	427
May	2,272	1,034
June	3,010	1,944
July	4,266	3,172
August	5,289	4,508
September	5,925	5,412
October	6,954	
November	8,157	
December	8,934	
January	9,877	
February	10,790	
March	11,818	
April	12,495	
May	12,499	
June	12,533	

QUALITY

	Quantity	Base Number	Contract	AT	Region	England
% of FP17s for the same patient ID Re-attending within 3 months - Children	86	1,085	7.9%	10.4%	11.6%	11.9%
% of FP17s for the same patient ID Re-attending within 3 months - Adults	353	2,229	15.8%	14.2%	15.2%	15.9%
% of FP17s for the same patient ID Re-attending between 3 & 9 months - Children	669	1,085	61.7%	61.8%	59.1%	58.1%
% of FP17s for the same patient ID Re-attending between 3 & 9 months - Adults	1,247	2,229	55.9%	55.7%	51.7%	50.6%
% of FP17s for Band 1 Urgent Courses	276	2,938	9.4%	7.3%	8.0%	9.1%
% of FP17s Relating to Free Repair or Replacements	12	2,938	0.4%	0.8%	0.8%	0.8%
% of FP17s Relating to Continuations	7	2,938	0.2%	1.3%	1.0%	1.1%
% of Patients satisfied with the dentistry they have received	2	4	N/A	90.7%	91.5%	91.4%
% of Patients satisfied with the time they had to wait for an appointment	3	4	N/A	86.7%	88.2%	87.7%

* This is based on patients treated on this contract for their most recent course of treatment. Figures in italics indicate the base number of FP17s or Patient Questionnaire responses are less than 100. N/A is shown where the base number of responses is less than 10 during the period. % is calculated as Quantity/Base number*100

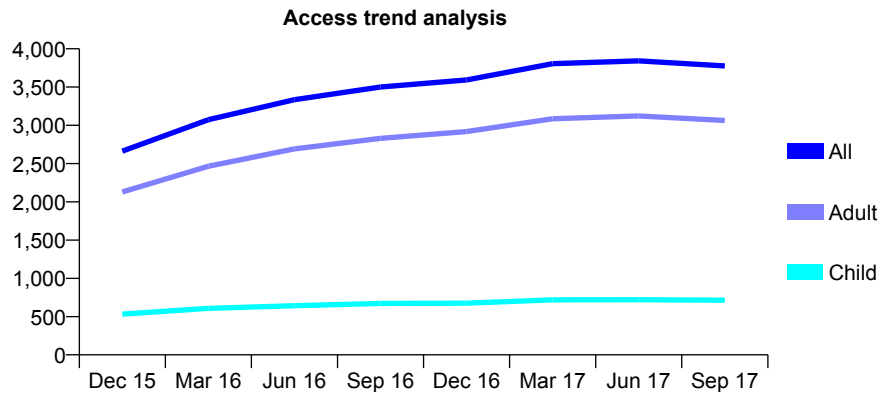
Q55 - Vital Signs At a Glance Contract Report for 101362/0027 - September 2017

Name or company name	Rodericks Dental Limited
Contract type name	GDS Contract
Purpose of contract	General
Contract start date	13/01/2010
Contract end date	

17/18 Contracted general activity (UDA)	12,042
Carry forward general activity (UDA)	0
17/18 Contracted orthodontic activity (UOA)	0
Carry forward orthodontic activity (UOA)	0
Baseline contract value	£310,725.55

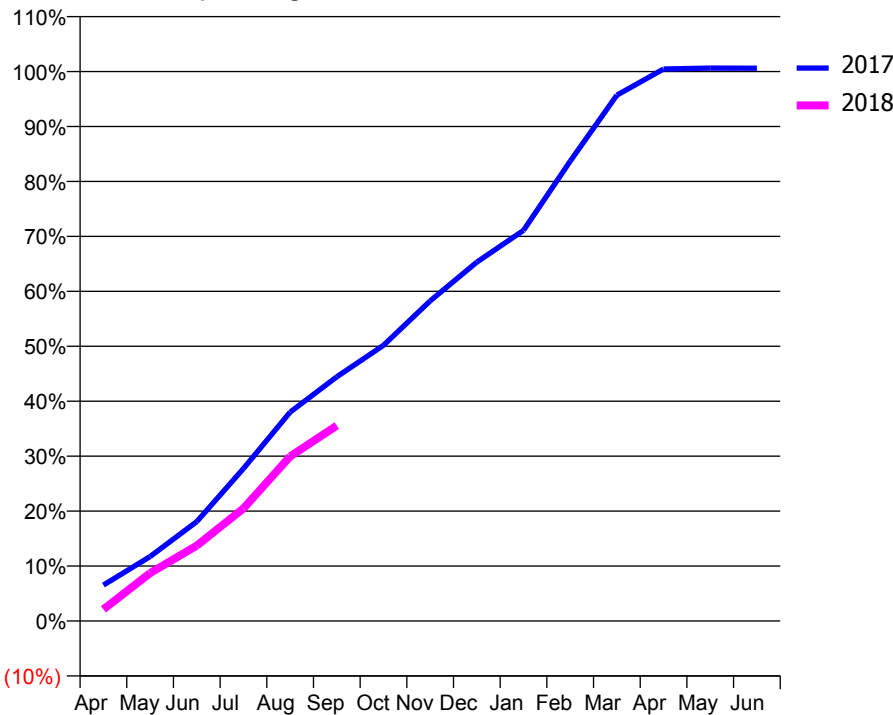
ACCESS*

Patients seen in 24 months	Total	Change since previous quarter
Quarter ending September 2016	3,501	
Quarter ending December 2016	3,593	↑
Quarter ending March 2017	3,805	↑
Quarter ending June 2017	3,843	→
Quarter ending September 2017	3,776	↓
Variance since September 2016	7.9%	↑



ACTIVITY

Cumulative percentage of contracted UDA delivered 2017 & 2018



Month	Adjusted Scheduled Activity (UDA)	
	2017	2018
April	789	255
May	1,414	1,051
June	2,180	1,652
July	3,341	2,467
August	4,578	3,607
September	5,353	4,282
October	6,043	
November	7,016	
December	7,864	
January	8,560	
February	10,076	
March	11,524	
April	12,097	
May	12,116	
June	12,114	

QUALITY

	Quantity	Base Number	Contract	AT	Region	England
% of FP17s for the same patient ID Re-attending within 3 months - Children	24	440	5.5%	10.4%	11.6%	11.9%
% of FP17s for the same patient ID Re-attending within 3 months - Adults	289	1,964	14.7%	14.2%	15.2%	15.9%
% of FP17s for the same patient ID Re-attending between 3 & 9 months - Children	267	440	60.7%	61.8%	59.1%	58.1%
% of FP17s for the same patient ID Re-attending between 3 & 9 months - Adults	1,150	1,964	58.6%	55.7%	51.7%	50.6%
% of FP17s for Band 1 Urgent Courses	198	2,143	9.2%	7.3%	8.0%	9.1%
% of FP17s Relating to Free Repair or Replacements	24	2,143	1.1%	0.8%	0.8%	0.8%
% of FP17s Relating to Continuations	9	2,143	0.4%	1.3%	1.0%	1.1%
% of Patients satisfied with the dentistry they have received	2	3	N/A	90.7%	91.5%	91.4%
% of Patients satisfied with the time they had to wait for an appointment	2	3	N/A	86.7%	88.2%	87.7%

* This is based on patients treated on this contract for their most recent course of treatment. Figures in italics indicate the base number of FP17s or Patient Questionnaire responses are less than 100. N/A is shown where the base number of responses is less than 10 during the period. % is calculated as Quantity/Base number*100

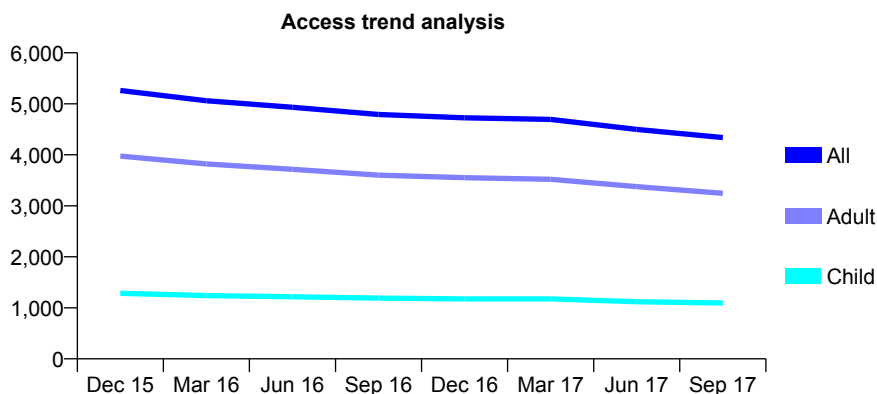
Q55 - Vital Signs At a Glance Contract Report for 101370/0040 - September 2017

Name or company name	Petrie Tucker and Partners Ltd
Contract type name	GDS Contract
Purpose of contract	General
Contract start date	01/04/2006
Contract end date	

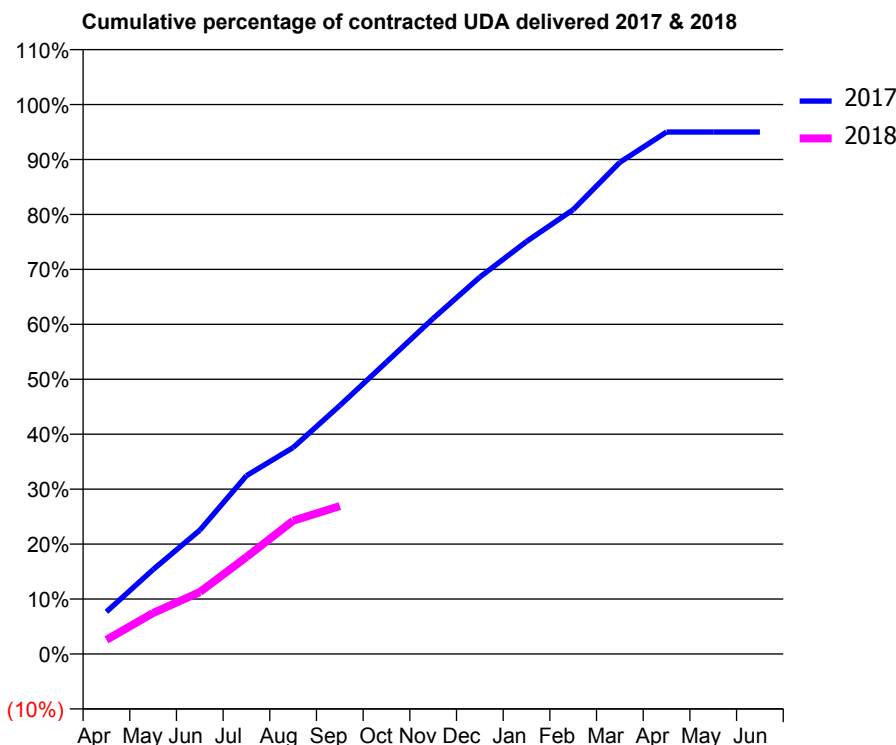
17/18 Contracted general activity (UDA)	15,000
Carry forward general activity (UDA)	0
17/18 Contracted orthodontic activity (UOA)	0
Carry forward orthodontic activity (UOA)	0
Baseline contract value	£350,684.14

ACCESS*

Patients seen in 24 months	Total	Change since previous quarter
Quarter ending September 2016	4,791	
Quarter ending December 2016	4,726	↓
Quarter ending March 2017	4,695	→
Quarter ending June 2017	4,497	↓
Quarter ending September 2017	4,339	↓
Variance since September 2016	(9.4%)	↓



ACTIVITY



Month	Adjusted Scheduled Activity (UDA)	
	2017	2018
April	1,151	388
May	2,307	1,118
June	3,380	1,691
July	4,869	2,650
August	5,635	3,640
September	6,784	4,039
October	7,971	
November	9,160	
December	10,289	
January	11,262	
February	12,132	
March	13,423	
April	14,250	
May	14,250	
June	14,250	

QUALITY

	Quantity	Base Number	Contract	AT	Region	England
% of FP17s for the same patient ID Re-attending within 3 months - Children	37	606	6.1%	10.4%	11.6%	11.9%
% of FP17s for the same patient ID Re-attending within 3 months - Adults	143	1,611	8.9%	14.2%	15.2%	15.9%
% of FP17s for the same patient ID Re-attending between 3 & 9 months - Children	341	606	56.3%	61.8%	59.1%	58.1%
% of FP17s for the same patient ID Re-attending between 3 & 9 months - Adults	754	1,611	46.8%	55.7%	51.7%	50.6%
% of FP17s for Band 1 Urgent Courses	147	1,968	7.5%	7.3%	8.0%	9.1%
% of FP17s Relating to Free Repair or Replacements	4	1,968	0.2%	0.8%	0.8%	0.8%
% of FP17s Relating to Continuations	24	1,968	1.2%	1.3%	1.0%	1.1%
% of Patients satisfied with the dentistry they have received	7	8	N/A	90.7%	91.5%	91.4%
% of Patients satisfied with the time they had to wait for an appointment	8	8	N/A	86.7%	88.2%	87.7%

* This is based on patients treated on this contract for their most recent course of treatment. Figures in italics indicate the base number of FP17s or Patient Questionnaire responses are less than 100. N/A is shown where the base number of responses is less than 10 during the period. % is calculated as Quantity/Base number*100

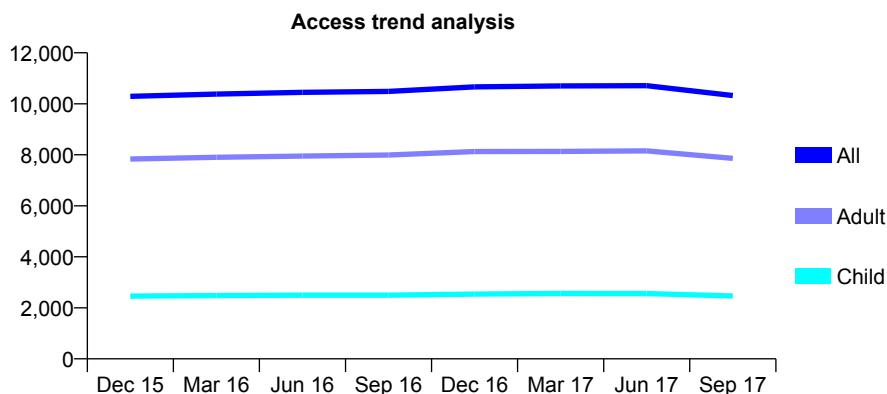
Q55 - Vital Signs At a Glance Contract Report for 101370/0071 - September 2017

Name or company name	Petrie Tucker and Partners Ltd
Contract type name	GDS Contract
Purpose of contract	General
Contract start date	01/07/2006
Contract end date	

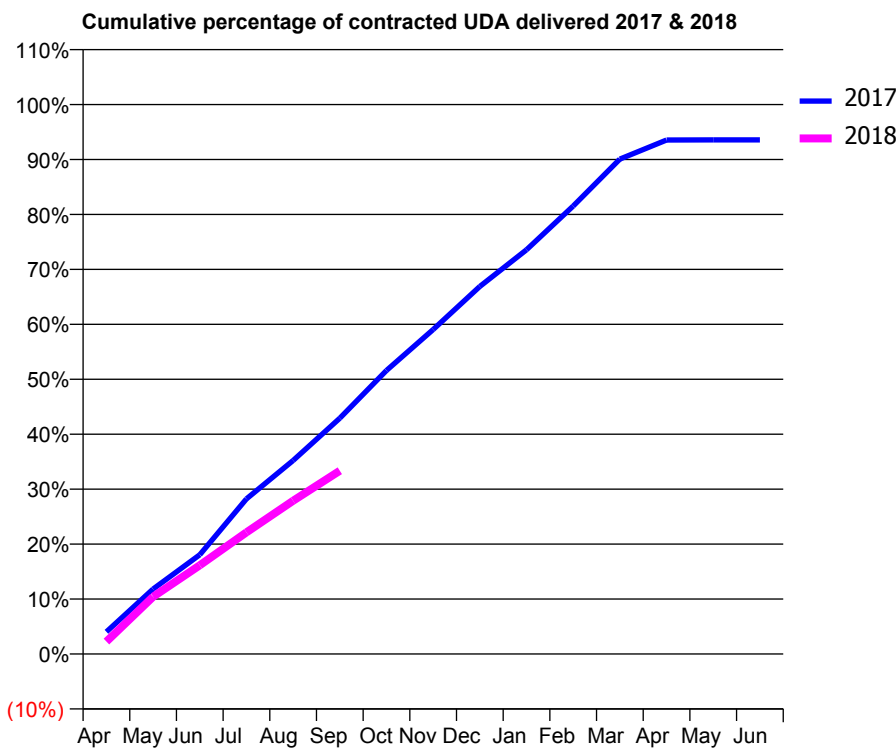
17/18 Contracted general activity (UDA)	28,992
Carry forward general activity (UDA)	0
17/18 Contracted orthodontic activity (UOA)	0
Carry forward orthodontic activity (UOA)	0
Baseline contract value	£575,083.85

ACCESS*

Patients seen in 24 months	Total	Change since previous quarter
Quarter ending September 2016	10,485	
Quarter ending December 2016	10,664	→
Quarter ending March 2017	10,700	→
Quarter ending June 2017	10,711	→
Quarter ending September 2017	10,325	↓
Variance since September 2016	(1.5%)	↓



ACTIVITY



Adjusted Scheduled Activity (UDA)		
Month	2017	2018
April	1,173	659
May	3,432	3,020
June	5,241	4,682
July	8,183	6,418
August	10,215	8,087
September	12,442	9,670
October	14,959	
November	17,119	
December	19,396	
January	21,328	
February	23,638	
March	26,113	
April	27,119	
May	27,123	
June	27,123	

QUALITY

	Quantity	Base Number	Contract	AT	Region	England
% of FP17s for the same patient ID Re-attending within 3 months - Children	96	1,456	6.6%	10.4%	11.6%	11.9%
% of FP17s for the same patient ID Re-attending within 3 months - Adults	329	3,925	8.4%	14.2%	15.2%	15.9%
% of FP17s for the same patient ID Re-attending between 3 & 9 months - Children	804	1,456	55.2%	61.8%	59.1%	58.1%
% of FP17s for the same patient ID Re-attending between 3 & 9 months - Adults	2,179	3,925	55.5%	55.7%	51.7%	50.6%
% of FP17s for Band 1 Urgent Courses	83	4,910	1.7%	7.3%	8.0%	9.1%
% of FP17s Relating to Free Repair or Replacements	48	4,910	1.0%	0.8%	0.8%	0.8%
% of FP17s Relating to Continuations	102	4,910	2.1%	1.3%	1.0%	1.1%
% of Patients satisfied with the dentistry they have received	8	8	N/A	90.7%	91.5%	91.4%
% of Patients satisfied with the time they had to wait for an appointment	7	8	N/A	86.7%	88.2%	87.7%

* This is based on patients treated on this contract for their most recent course of treatment. Figures in italics indicate the base number of FP17s or Patient Questionnaire responses are less than 100. N/A is shown where the base number of responses is less than 10 during the period. % is calculated as Quantity/Base number*100

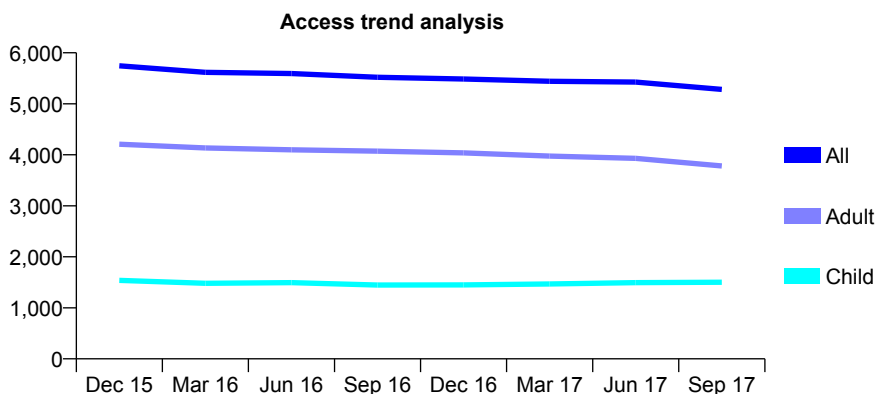
Q55 - Vital Signs At a Glance Contract Report for 101370/0076 - September 2017

Name or company name	Petrie Tucker and Partners Ltd
Contract type name	GDS Contract
Purpose of contract	General
Contract start date	01/04/2006
Contract end date	

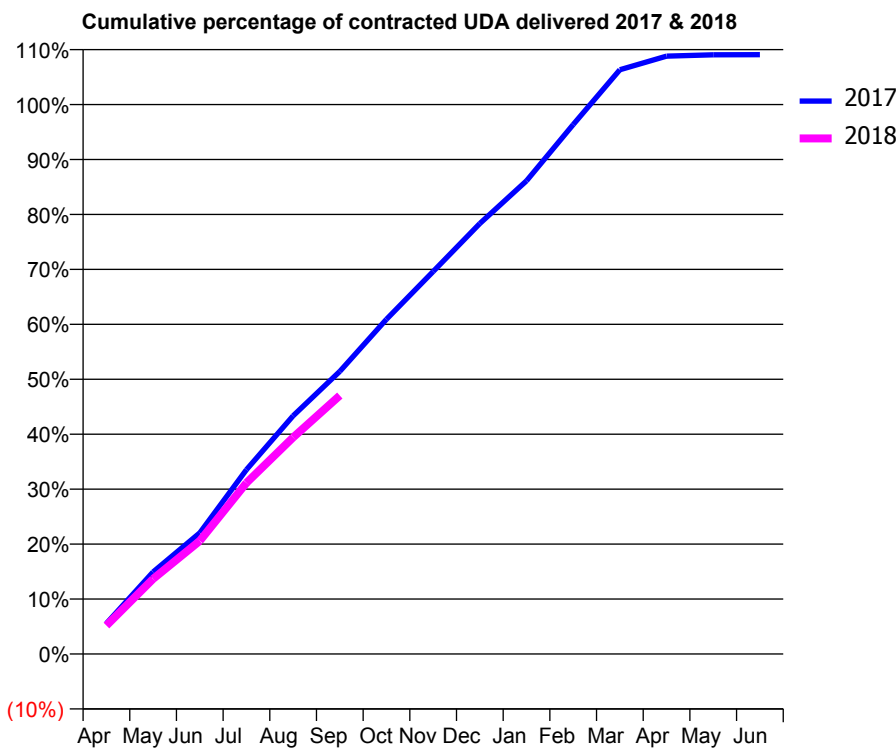
17/18 Contracted general activity (UDA)	18,058
Carry forward general activity (UDA)	0
17/18 Contracted orthodontic activity (UOA)	0
Carry forward orthodontic activity (UOA)	0
Baseline contract value	£492,073.14

ACCESS*

Patients seen in 24 months	Total	Change since previous quarter
Quarter ending September 2016	5,520	
Quarter ending December 2016	5,486	→
Quarter ending March 2017	5,442	→
Quarter ending June 2017	5,425	→
Quarter ending September 2017	5,283	↓
Variance since September 2016	(4.3%)	↓



ACTIVITY



Month	Adjusted Scheduled Activity (UDA)	
	2017	2018
April	1,005	937
May	2,696	2,471
June	3,983	3,720
July	6,057	5,623
August	7,830	7,120
September	9,286	8,493
October	11,003	
November	12,569	
December	14,148	
January	15,550	
February	17,399	
March	19,199	
April	19,648	
May	19,692	
June	19,696	

QUALITY

	Quantity	Base Number	Contract	AT	Region	England
% of FP17s for the same patient ID Re-attending within 3 months - Children	57	782	7.3%	10.4%	11.6%	11.9%
% of FP17s for the same patient ID Re-attending within 3 months - Adults	288	1,914	15.0%	14.2%	15.2%	15.9%
% of FP17s for the same patient ID Re-attending between 3 & 9 months - Children	295	782	37.7%	61.8%	59.1%	58.1%
% of FP17s for the same patient ID Re-attending between 3 & 9 months - Adults	729	1,914	38.1%	55.7%	51.7%	50.6%
% of FP17s for Band 1 Urgent Courses	173	2,490	6.9%	7.3%	8.0%	9.1%
% of FP17s Relating to Free Repair or Replacements	23	2,490	0.9%	0.8%	0.8%	0.8%
% of FP17s Relating to Continuations	45	2,490	1.8%	1.3%	1.0%	1.1%
% of Patients satisfied with the dentistry they have received	13	13	100.0%	90.7%	91.5%	91.4%
% of Patients satisfied with the time they had to wait for an appointment	13	13	100.0%	86.7%	88.2%	87.7%

* This is based on patients treated on this contract for their most recent course of treatment. Figures in italics indicate the base number of FP17s or Patient Questionnaire responses are less than 100. N/A is shown where the base number of responses is less than 10 during the period. % is calculated as Quantity/Base number*100

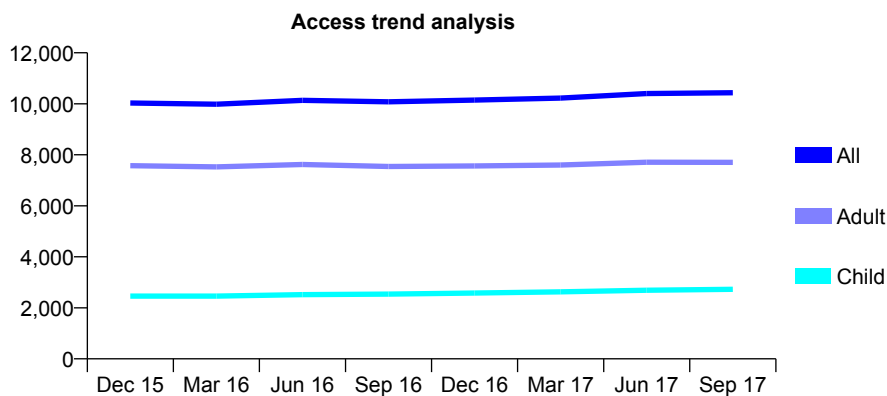
Q55 - Vital Signs At a Glance Contract Report for 101370/0077 - September 2017

Name or company name	Petrie Tucker and Partners Ltd
Contract type name	GDS Contract
Purpose of contract	General
Contract start date	01/04/2006
Contract end date	

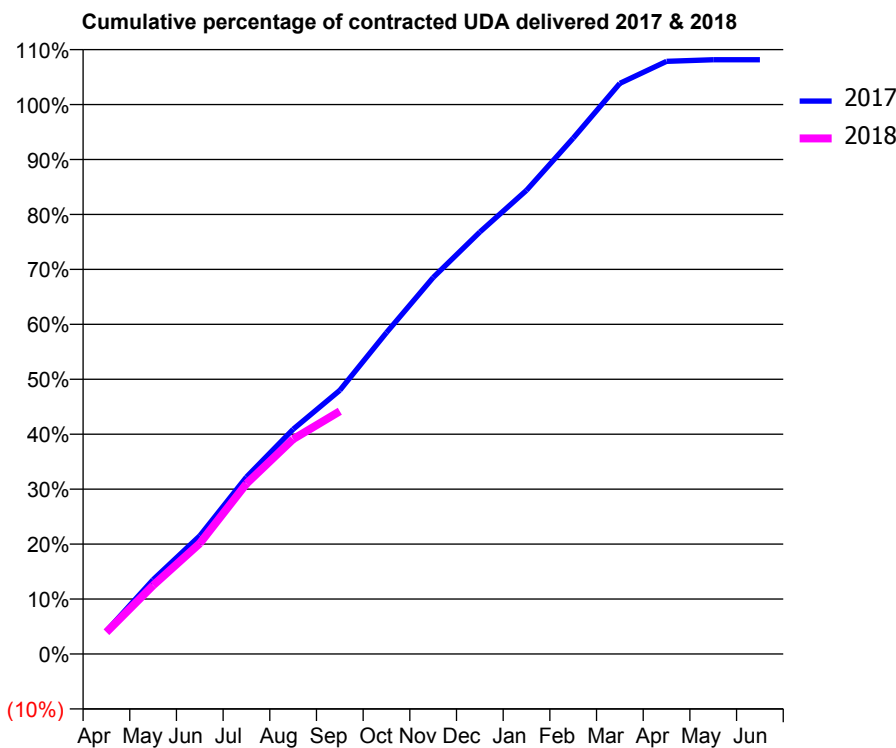
17/18 Contracted general activity (UDA)	29,016
Carry forward general activity (UDA)	0
17/18 Contracted orthodontic activity (UOA)	0
Carry forward orthodontic activity (UOA)	0
Baseline contract value	£790,950.07

ACCESS*

Patients seen in 24 months	Total	Change since previous quarter
Quarter ending September 2016	10,080	
Quarter ending December 2016	10,144	→
Quarter ending March 2017	10,226	→
Quarter ending June 2017	10,403	→
Quarter ending September 2017	10,433	→
Variance since September 2016	3.5%	↑



ACTIVITY



Month	Adjusted Scheduled Activity (UDA)	
	2017	2018
April	1,216	1,151
May	3,923	3,625
June	6,241	5,840
July	9,348	8,996
August	11,865	11,347
September	13,923	12,819
October	16,971	
November	19,881	
December	22,284	
January	24,485	
February	27,236	
March	30,137	
April	31,294	
May	31,379	
June	31,379	

QUALITY

	Quantity	Base Number	Contract	AT	Region	England
% of FP17s for the same patient ID Re-attending within 3 months - Children	88	1,594	5.5%	10.4%	11.6%	11.9%
% of FP17s for the same patient ID Re-attending within 3 months - Adults	356	4,300	8.3%	14.2%	15.2%	15.9%
% of FP17s for the same patient ID Re-attending between 3 & 9 months - Children	813	1,594	51.0%	61.8%	59.1%	58.1%
% of FP17s for the same patient ID Re-attending between 3 & 9 months - Adults	2,288	4,300	53.2%	55.7%	51.7%	50.6%
% of FP17s for Band 1 Urgent Courses	187	5,417	3.5%	7.3%	8.0%	9.1%
% of FP17s Relating to Free Repair or Replacements	26	5,417	0.5%	0.8%	0.8%	0.8%
% of FP17s Relating to Continuations	47	5,417	0.9%	1.3%	1.0%	1.1%
% of Patients satisfied with the dentistry they have received	16	16	100.0%	90.7%	91.5%	91.4%
% of Patients satisfied with the time they had to wait for an appointment	14	16	87.5%	86.7%	88.2%	87.7%

* This is based on patients treated on this contract for their most recent course of treatment. Figures in italics indicate the base number of FP17s or Patient Questionnaire responses are less than 100. N/A is shown where the base number of responses is less than 10 during the period. % is calculated as Quantity/Base number*100

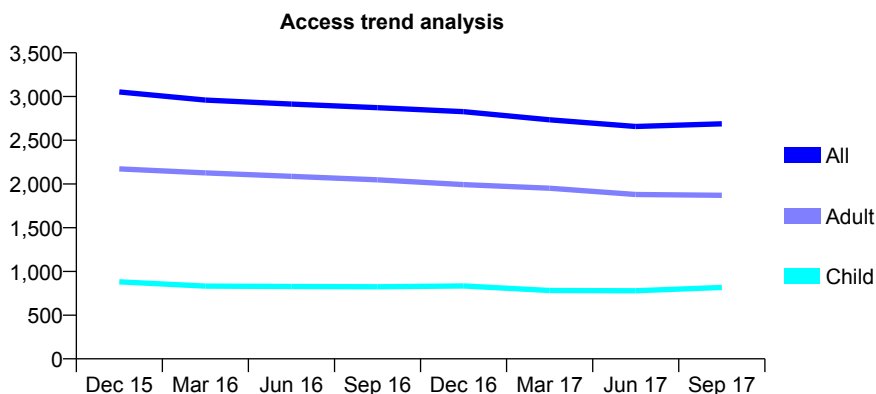
Q55 - Vital Signs At a Glance Contract Report for 101370/0078 - September 2017

Name or company name	Petrie Tucker and Partners Ltd
Contract type name	GDS Contract
Purpose of contract	General
Contract start date	01/04/2006
Contract end date	

17/18 Contracted general activity (UDA)	8,386
Carry forward general activity (UDA)	0
17/18 Contracted orthodontic activity (UOA)	0
Carry forward orthodontic activity (UOA)	0
Baseline contract value	£326,386.22

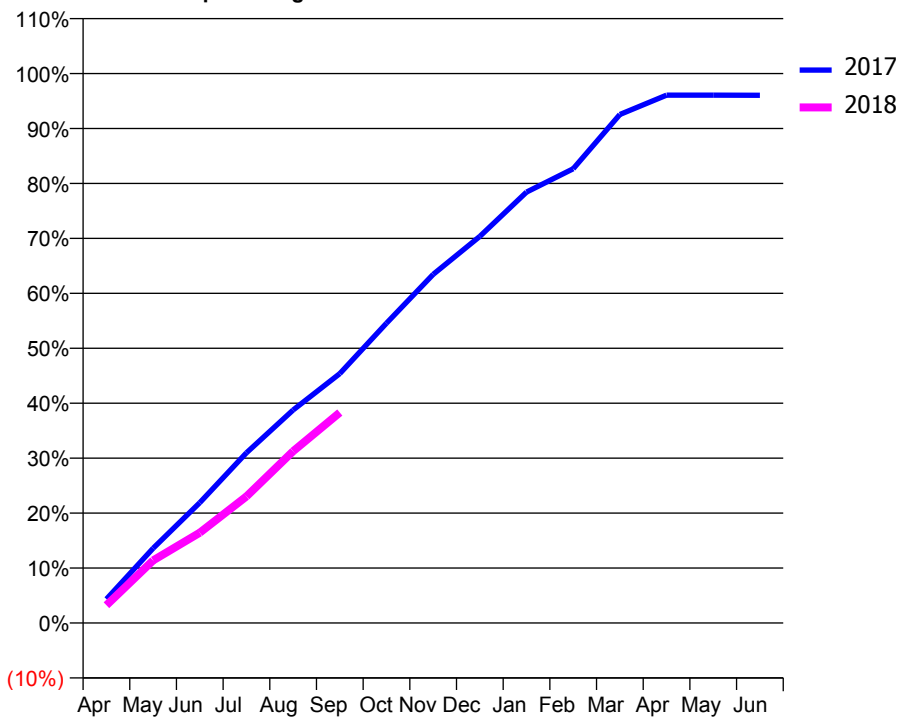
ACCESS*

Patients seen in 24 months	Total	Change since previous quarter
Quarter ending September 2016	2,873	
Quarter ending December 2016	2,826	↓
Quarter ending March 2017	2,734	↓
Quarter ending June 2017	2,657	↓
Quarter ending September 2017	2,688	→
Variance since September 2016	(6.4%)	↓



ACTIVITY

Cumulative percentage of contracted UDA delivered 2017 & 2018



Month	Adjusted Scheduled Activity (UDA)	
	2017	2018
April	365	272
May	1,142	956
June	1,836	1,379
July	2,598	1,932
August	3,251	2,621
September	3,806	3,213
October	4,576	
November	5,321	
December	5,900	
January	6,577	
February	6,932	
March	7,761	
April	8,056	
May	8,056	
June	8,053	

QUALITY

	Quantity	Base Number	Contract	AT	Region	England
% of FP17s for the same patient ID Re-attending within 3 months - Children	29	412	7.0%	10.4%	11.6%	11.9%
% of FP17s for the same patient ID Re-attending within 3 months - Adults	174	917	19.0%	14.2%	15.2%	15.9%
% of FP17s for the same patient ID Re-attending between 3 & 9 months - Children	144	412	35.0%	61.8%	59.1%	58.1%
% of FP17s for the same patient ID Re-attending between 3 & 9 months - Adults	302	917	32.9%	55.7%	51.7%	50.6%
% of FP17s for Band 1 Urgent Courses	19	1,234	1.5%	7.3%	8.0%	9.1%
% of FP17s Relating to Free Repair or Replacements	21	1,234	1.7%	0.8%	0.8%	0.8%
% of FP17s Relating to Continuations	62	1,234	5.0%	1.3%	1.0%	1.1%
% of Patients satisfied with the dentistry they have received	0	4	N/A	90.7%	91.5%	91.4%
% of Patients satisfied with the time they had to wait for an appointment	3	4	N/A	86.7%	88.2%	87.7%

* This is based on patients treated on this contract for their most recent course of treatment. Figures in italics indicate the base number of FP17s or Patient Questionnaire responses are less than 100. N/A is shown where the base number of responses is less than 10 during the period. % is calculated as Quantity/Base number*100

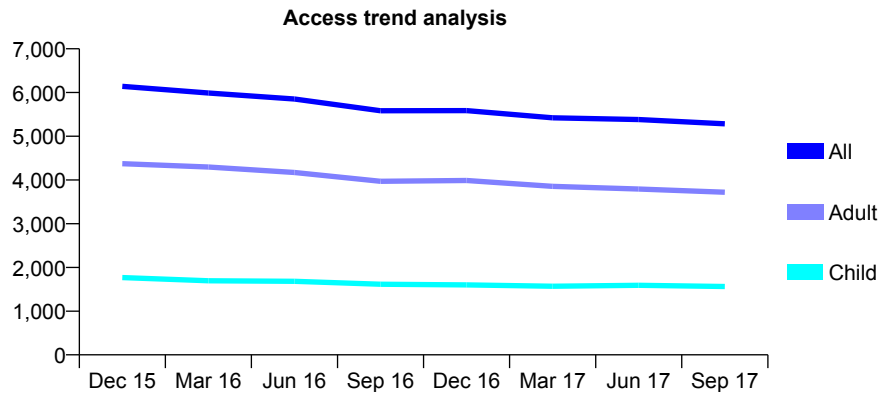
Q55 - Vital Signs At a Glance Contract Report for 101370/0079 - September 2017

Name or company name	Petrie Tucker and Partners Ltd
Contract type name	GDS Contract
Purpose of contract	General
Contract start date	01/04/2006
Contract end date	

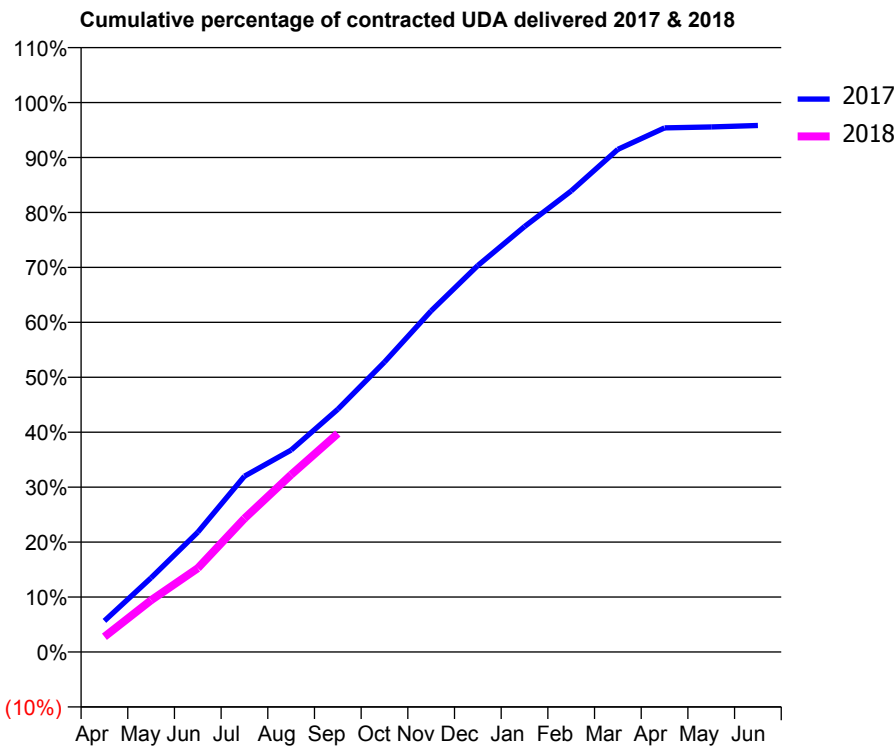
17/18 Contracted general activity (UDA)	14,432
Carry forward general activity (UDA)	0
17/18 Contracted orthodontic activity (UOA)	0
Carry forward orthodontic activity (UOA)	0
Baseline contract value	£392,567.17

ACCESS*

Patients seen in 24 months	Total	Change since previous quarter
Quarter ending September 2016	5,584	
Quarter ending December 2016	5,586	→
Quarter ending March 2017	5,423	↓
Quarter ending June 2017	5,383	→
Quarter ending September 2017	5,283	↓
Variance since September 2016	(5.4%)	↓



ACTIVITY



Month	Adjusted Scheduled Activity (UDA)	
	2017	2018
April	819	402
May	1,948	1,360
June	3,147	2,203
July	4,619	3,506
August	5,303	4,657
September	6,375	5,739
October	7,617	
November	8,960	
December	10,151	
January	11,174	
February	12,107	
March	13,201	
April	13,764	
May	13,790	
June	13,828	

QUALITY

	Quantity	Base Number	Contract	AT	Region	England
% of FP17s for the same patient ID Re-attending within 3 months - Children	39	845	4.6%	10.4%	11.6%	11.9%
% of FP17s for the same patient ID Re-attending within 3 months - Adults	142	1,823	7.8%	14.2%	15.2%	15.9%
% of FP17s for the same patient ID Re-attending between 3 & 9 months - Children	293	845	34.7%	61.8%	59.1%	58.1%
% of FP17s for the same patient ID Re-attending between 3 & 9 months - Adults	666	1,823	36.5%	55.7%	51.7%	50.6%
% of FP17s for Band 1 Urgent Courses	15	2,412	0.6%	7.3%	8.0%	9.1%
% of FP17s Relating to Free Repair or Replacements	9	2,412	0.4%	0.8%	0.8%	0.8%
% of FP17s Relating to Continuations	28	2,412	1.2%	1.3%	1.0%	1.1%
% of Patients satisfied with the dentistry they have received	3	3	N/A	90.7%	91.5%	91.4%
% of Patients satisfied with the time they had to wait for an appointment	3	3	N/A	86.7%	88.2%	87.7%

* This is based on patients treated on this contract for their most recent course of treatment. Figures in italics indicate the base number of FP17s or Patient Questionnaire responses are less than 100. N/A is shown where the base number of responses is less than 10 during the period. % is calculated as Quantity/Base number*100

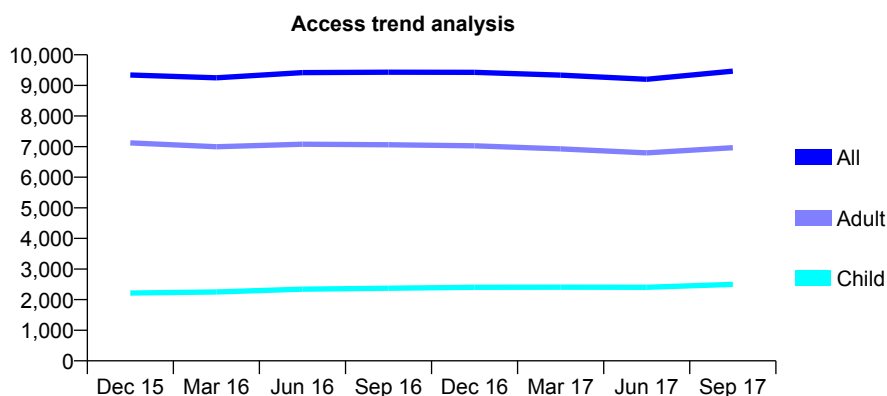
Q55 - Vital Signs At a Glance Contract Report for 101370/0080 - September 2017

Name or company name	Petrie Tucker and Partners Ltd
Contract type name	GDS Contract
Purpose of contract	General
Contract start date	01/04/2006
Contract end date	

17/18 Contracted general activity (UDA)	48,053
Carry forward general activity (UDA)	0
17/18 Contracted orthodontic activity (UOA)	0
Carry forward orthodontic activity (UOA)	0
Baseline contract value	£1,226,369.03

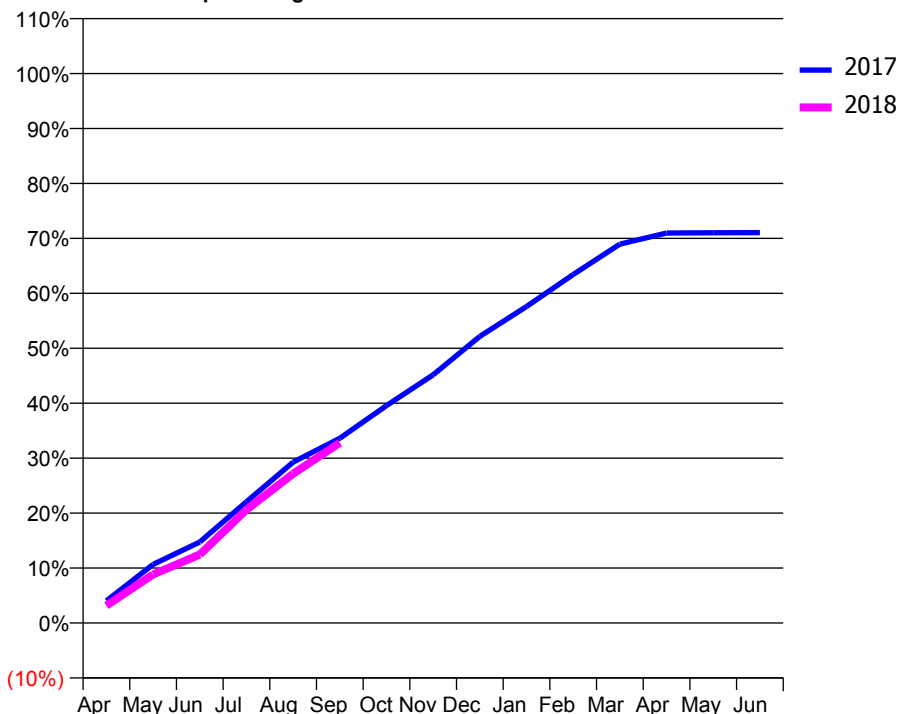
ACCESS*

Patients seen in 24 months	Total	Change since previous quarter
Quarter ending September 2016	9,433	
Quarter ending December 2016	9,426	→
Quarter ending March 2017	9,334	→
Quarter ending June 2017	9,199	↓
Quarter ending September 2017	9,466	↑
Variance since September 2016	0.3%	→



ACTIVITY

Cumulative percentage of contracted UDA delivered 2017 & 2018



Month	Adjusted Scheduled Activity (UDA)	
	2017	2018
April	1,941	1,526
May	5,129	4,255
June	7,080	5,993
July	10,605	9,908
August	14,064	13,058
September	16,159	15,760
October	19,010	
November	21,709	
December	25,069	
January	27,674	
February	30,480	
March	33,138	
April	34,102	
May	34,128	
June	34,141	

QUALITY

	Quantity	Base Number	Contract	AT	Region	England
% of FP17s for the same patient ID Re-attending within 3 months - Children	142	1,425	10.0%	10.4%	11.6%	11.9%
% of FP17s for the same patient ID Re-attending within 3 months - Adults	862	3,917	22.0%	14.2%	15.2%	15.9%
% of FP17s for the same patient ID Re-attending between 3 & 9 months - Children	524	1,425	36.8%	61.8%	59.1%	58.1%
% of FP17s for the same patient ID Re-attending between 3 & 9 months - Adults	1,245	3,917	31.8%	55.7%	51.7%	50.6%
% of FP17s for Band 1 Urgent Courses	801	4,982	16.1%	7.3%	8.0%	9.1%
% of FP17s Relating to Free Repair or Replacements	34	4,982	0.7%	0.8%	0.8%	0.8%
% of FP17s Relating to Continuations	123	4,982	2.5%	1.3%	1.0%	1.1%
% of Patients satisfied with the dentistry they have received	5	9	N/A	90.7%	91.5%	91.4%
% of Patients satisfied with the time they had to wait for an appointment	8	9	N/A	86.7%	88.2%	87.7%

* This is based on patients treated on this contract for their most recent course of treatment. Figures in italics indicate the base number of FP17s or Patient Questionnaire responses are less than 100. N/A is shown where the base number of responses is less than 10 during the period. % is calculated as Quantity/Base number*100

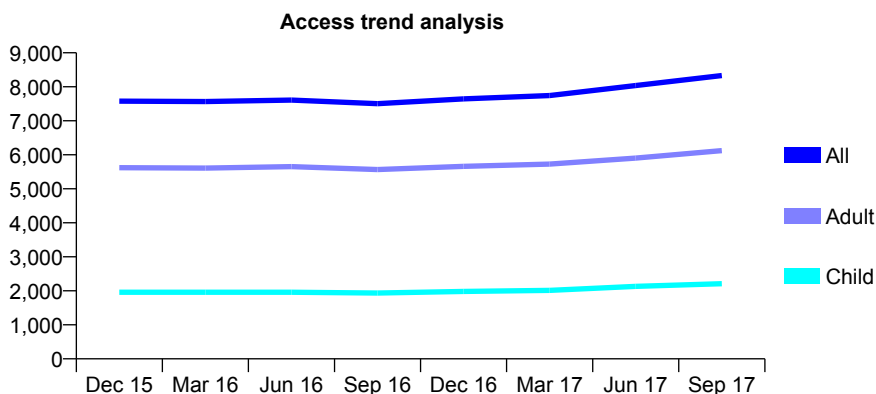
Q55 - Vital Signs At a Glance Contract Report for 101370/0091 - September 2017

Name or company name	Petrie Tucker and Partners Ltd
Contract type name	GDS Contract
Purpose of contract	General
Contract start date	01/04/2007
Contract end date	

17/18 Contracted general activity (UDA)	27,705
Carry forward general activity (UDA)	0
17/18 Contracted orthodontic activity (UOA)	0
Carry forward orthodontic activity (UOA)	0
Baseline contract value	£796,902.06

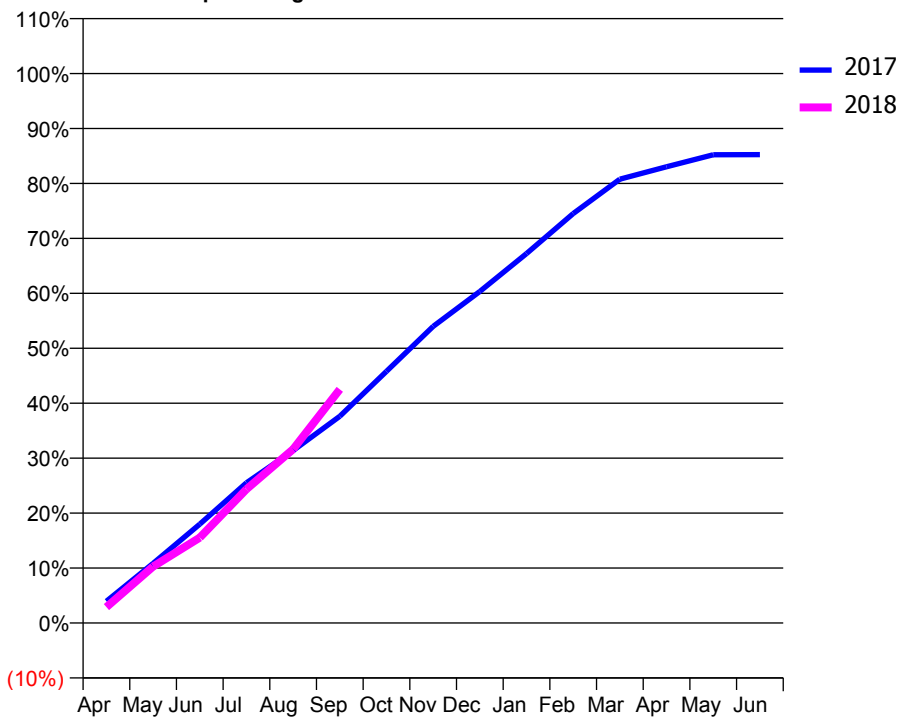
ACCESS*

Patients seen in 24 months	Total	Change since previous quarter
Quarter ending September 2016	7,503	
Quarter ending December 2016	7,644	→
Quarter ending March 2017	7,742	→
Quarter ending June 2017	8,038	↑
Quarter ending September 2017	8,331	↑
Variance since September 2016	11.0%	↑



ACTIVITY

Cumulative percentage of contracted UDA delivered 2017 & 2018



Month	Adjusted Scheduled Activity (UDA)	
	2017	2018
April	1,101	800
May	3,008	2,848
June	4,988	4,308
July	7,070	6,749
August	8,696	8,764
September	10,422	11,780
October	12,688	
November	14,955	
December	16,718	
January	18,627	
February	20,641	
March	22,380	
April	23,002	
May	23,611	
June	23,612	

QUALITY

	Quantity	Base Number	Contract	AT	Region	England
% of FP17s for the same patient ID Re-attending within 3 months - Children	94	1,661	5.7%	10.4%	11.6%	11.9%
% of FP17s for the same patient ID Re-attending within 3 months - Adults	484	4,299	11.3%	14.2%	15.2%	15.9%
% of FP17s for the same patient ID Re-attending between 3 & 9 months - Children	782	1,661	47.1%	61.8%	59.1%	58.1%
% of FP17s for the same patient ID Re-attending between 3 & 9 months - Adults	1,941	4,299	45.2%	55.7%	51.7%	50.6%
% of FP17s for Band 1 Urgent Courses	231	5,158	4.5%	7.3%	8.0%	9.1%
% of FP17s Relating to Free Repair or Replacements	32	5,158	0.6%	0.8%	0.8%	0.8%
% of FP17s Relating to Continuations	78	5,158	1.5%	1.3%	1.0%	1.1%
% of Patients satisfied with the dentistry they have received	12	14	85.7%	90.7%	91.5%	91.4%
% of Patients satisfied with the time they had to wait for an appointment	6	14	42.9%	86.7%	88.2%	87.7%

* This is based on patients treated on this contract for their most recent course of treatment. Figures in italics indicate the base number of FP17s or Patient Questionnaire responses are less than 100. N/A is shown where the base number of responses is less than 10 during the period. % is calculated as Quantity/Base number*100

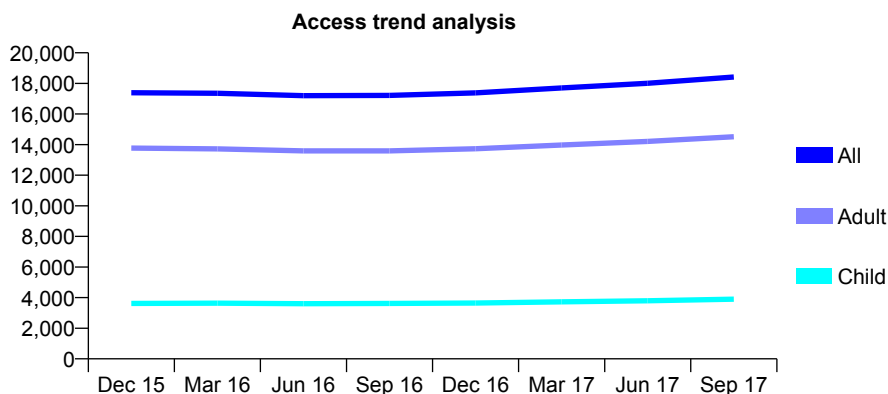
Q55 - Vital Signs At a Glance Contract Report for 101435/0064 - September 2017

Name or company name	IDH Limited
Contract type name	GDS Contract
Purpose of contract	General
Contract start date	21/07/2007
Contract end date	

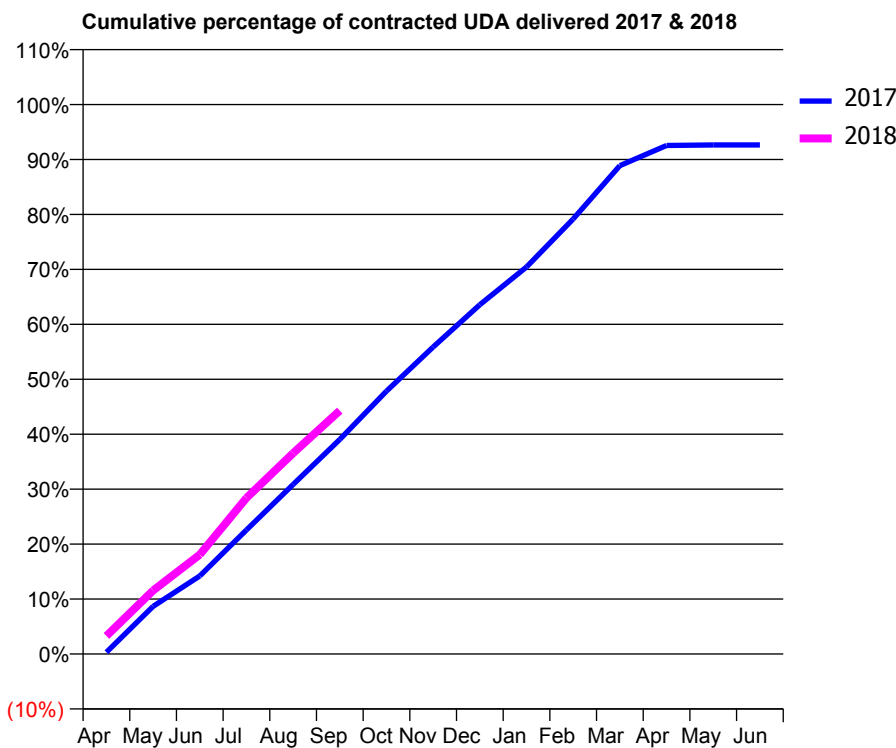
17/18 Contracted general activity (UDA)	49,253
Carry forward general activity (UDA)	0
17/18 Contracted orthodontic activity (UOA)	0
Carry forward orthodontic activity (UOA)	0
Baseline contract value	£1,017,904.08

ACCESS*

Patients seen in 24 months	Total	Change since previous quarter
Quarter ending September 2016	17,214	
Quarter ending December 2016	17,377	→
Quarter ending March 2017	17,700	→
Quarter ending June 2017	18,009	→
Quarter ending September 2017	18,418	↑
Variance since September 2016	7.0%	↑



ACTIVITY



Month	Adjusted Scheduled Activity (UDA)	
	2017	2018
April	160	1,616
May	4,272	5,696
June	6,997	8,908
July	11,125	13,988
August	15,196	18,010
September	19,237	21,818
October	23,558	
November	27,524	
December	31,313	
January	34,685	
February	38,992	
March	43,770	
April	45,577	
May	45,625	
June	45,627	

QUALITY

	Quantity	Base Number	Contract	AT	Region	England
% of FP17s for the same patient ID Re-attending within 3 months - Children	195	3,113	6.3%	10.4%	11.6%	11.9%
% of FP17s for the same patient ID Re-attending within 3 months - Adults	1,265	9,943	12.7%	14.2%	15.2%	15.9%
% of FP17s for the same patient ID Re-attending between 3 & 9 months - Children	1,865	3,113	59.9%	61.8%	59.1%	58.1%
% of FP17s for the same patient ID Re-attending between 3 & 9 months - Adults	4,814	9,943	48.4%	55.7%	51.7%	50.6%
% of FP17s for Band 1 Urgent Courses	976	12,134	8.0%	7.3%	8.0%	9.1%
% of FP17s Relating to Free Repair or Replacements	117	12,134	1.0%	0.8%	0.8%	0.8%
% of FP17s Relating to Continuations	181	12,134	1.5%	1.3%	1.0%	1.1%
% of Patients satisfied with the dentistry they have received	29	31	93.5%	90.7%	91.5%	91.4%
% of Patients satisfied with the time they had to wait for an appointment	30	31	96.8%	86.7%	88.2%	87.7%

* This is based on patients treated on this contract for their most recent course of treatment. Figures in italics indicate the base number of FP17s or Patient Questionnaire responses are less than 100. N/A is shown where the base number of responses is less than 10 during the period. % is calculated as Quantity/Base number*100

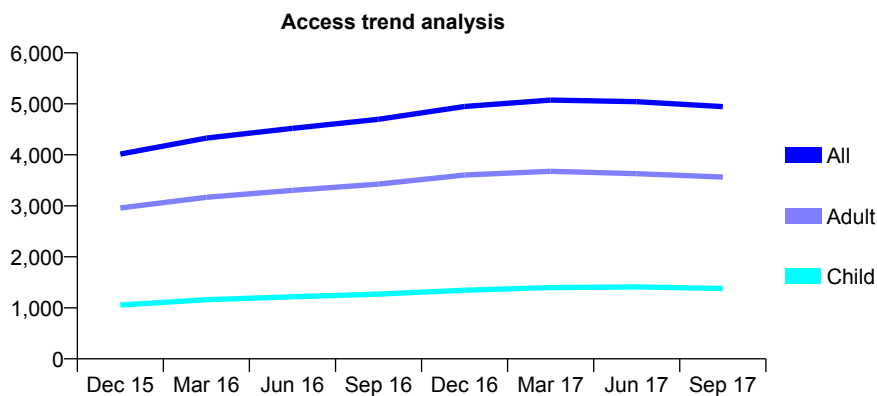
Q55 - Vital Signs At a Glance Contract Report for 101656/0004 - September 2017

Name or company name	DM and LJ Jordan Limited
Contract type name	GDS Contract
Purpose of contract	General
Contract start date	01/01/2015
Contract end date	

17/18 Contracted general activity (UDA)	14,814
Carry forward general activity (UDA)	0
17/18 Contracted orthodontic activity (UOA)	0
Carry forward orthodontic activity (UOA)	0
Baseline contract value	£412,850.97

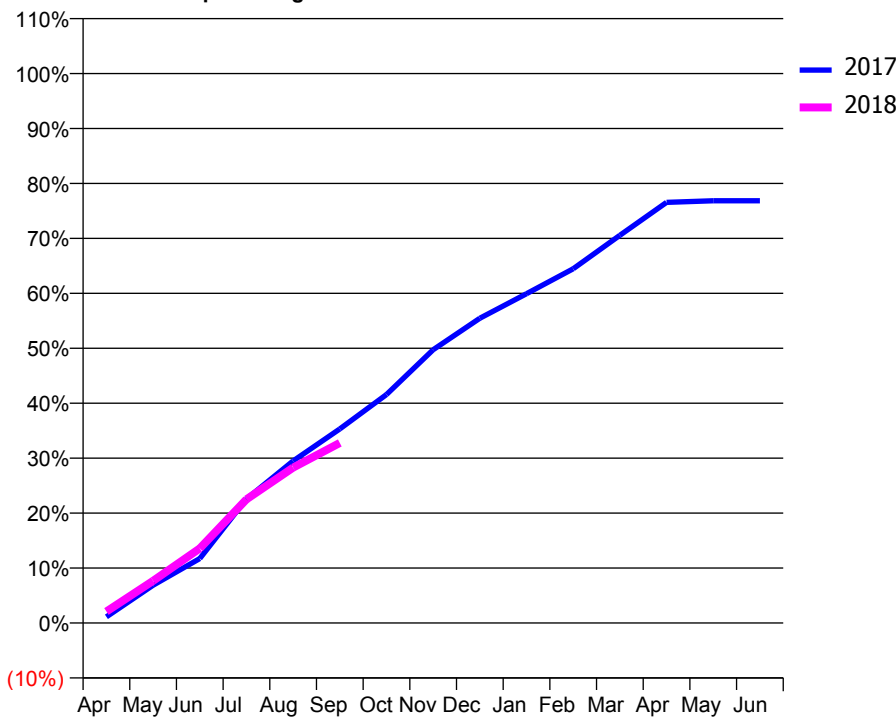
ACCESS*

Patients seen in 24 months	Total	Change since previous quarter
Quarter ending September 2016	4,696	
Quarter ending December 2016	4,947	↑
Quarter ending March 2017	5,073	↑
Quarter ending June 2017	5,041	→
Quarter ending September 2017	4,945	↓
Variance since September 2016	5.3%	↑



ACTIVITY

Cumulative percentage of contracted UDA delivered 2017 & 2018



Month	Adjusted Scheduled Activity (UDA)	
	2017	2018
April	167	310
May	1,019	1,136
June	1,737	2,012
July	3,343	3,333
August	4,368	4,190
September	5,233	4,855
October	6,161	
November	7,369	
December	8,215	
January	8,876	
February	9,552	
March	10,453	
April	11,341	
May	11,382	
June	11,385	

QUALITY

	Quantity	Base Number	Contract	AT	Region	England
% of FP17s for the same patient ID Re-attending within 3 months - Children	87	1,046	8.3%	10.4%	11.6%	11.9%
% of FP17s for the same patient ID Re-attending within 3 months - Adults	341	2,517	13.5%	14.2%	15.2%	15.9%
% of FP17s for the same patient ID Re-attending between 3 & 9 months - Children	598	1,046	57.2%	61.8%	59.1%	58.1%
% of FP17s for the same patient ID Re-attending between 3 & 9 months - Adults	1,335	2,517	53.0%	55.7%	51.7%	50.6%
% of FP17s for Band 1 Urgent Courses	303	3,026	10.0%	7.3%	8.0%	9.1%
% of FP17s Relating to Free Repair or Replacements	8	3,026	0.3%	0.8%	0.8%	0.8%
% of FP17s Relating to Continuations	48	3,026	1.6%	1.3%	1.0%	1.1%
% of Patients satisfied with the dentistry they have received	15	15	100.0%	90.7%	91.5%	91.4%
% of Patients satisfied with the time they had to wait for an appointment	13	15	86.7%	86.7%	88.2%	87.7%

* This is based on patients treated on this contract for their most recent course of treatment. Figures in italics indicate the base number of FP17s or Patient Questionnaire responses are less than 100. N/A is shown where the base number of responses is less than 10 during the period. % is calculated as Quantity/Base number*100

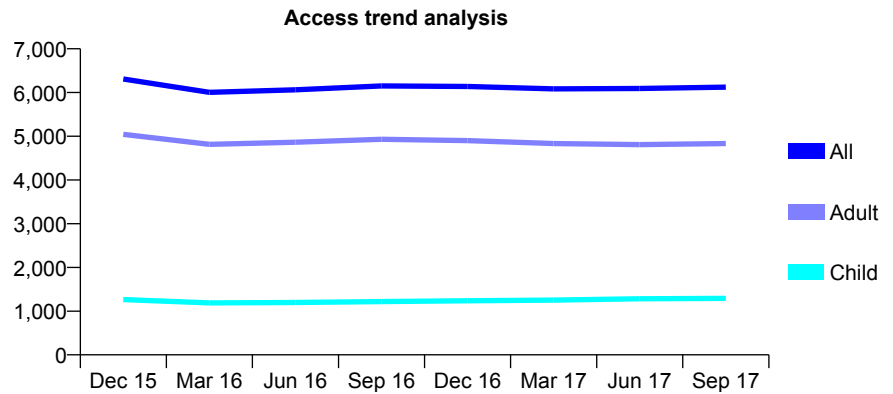
Q55 - Vital Signs At a Glance Contract Report for 103667/0001 - September 2017

Name or company name	Daybrook Dental Surgery Ltd
Contract type name	GDS Contract
Purpose of contract	General
Contract start date	01/05/2010
Contract end date	

17/18 Contracted general activity (UDA)	29,000
Carry forward general activity (UDA)	0
17/18 Contracted orthodontic activity (UOA)	0
Carry forward orthodontic activity (UOA)	0
Baseline contract value	£686,807.05

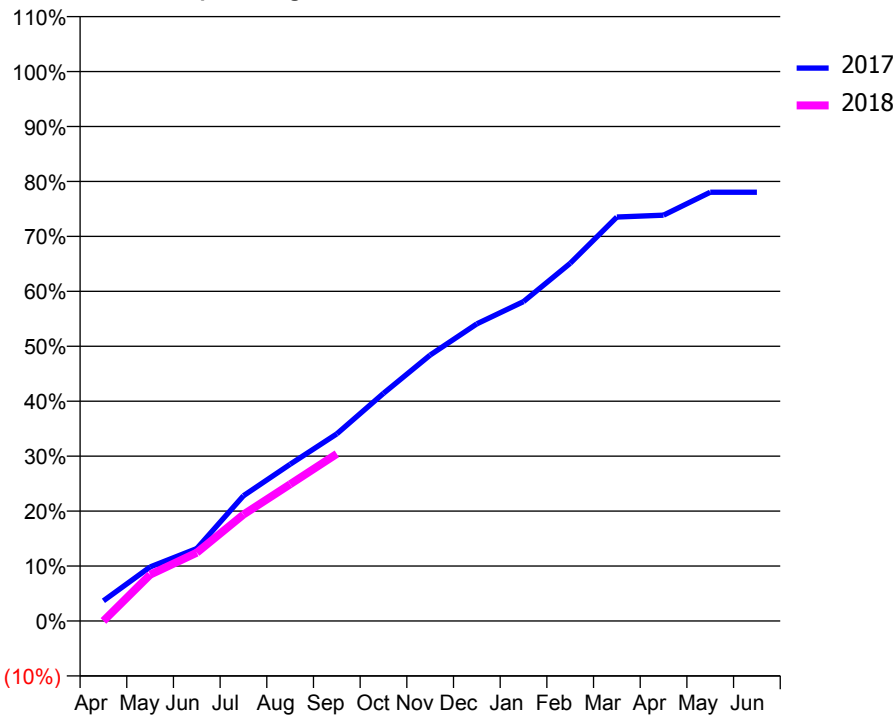
ACCESS*

Patients seen in 24 months	Total	Change since previous quarter
Quarter ending September 2016	6,150	
Quarter ending December 2016	6,137	→
Quarter ending March 2017	6,084	→
Quarter ending June 2017	6,093	→
Quarter ending September 2017	6,124	→
Variance since September 2016	(0.4%)	→



ACTIVITY

Cumulative percentage of contracted UDA delivered 2017 & 2018



Month	Adjusted Scheduled Activity (UDA)	
	2017	2018
April	1,063	0
May	2,852	2,447
June	3,822	3,605
July	6,611	5,618
August	8,275	7,217
September	9,878	8,824
October	12,014	
November	14,040	
December	15,680	
January	16,856	
February	18,881	
March	21,320	
April	21,416	
May	22,630	
June	22,630	

QUALITY

	Quantity	Base Number	Contract	AT	Region	England
% of FP17s for the same patient ID Re-attending within 3 months - Children	51	826	6.2%	10.4%	11.6%	11.9%
% of FP17s for the same patient ID Re-attending within 3 months - Adults	318	3,085	10.3%	14.2%	15.2%	15.9%
% of FP17s for the same patient ID Re-attending between 3 & 9 months - Children	496	826	60.0%	61.8%	59.1%	58.1%
% of FP17s for the same patient ID Re-attending between 3 & 9 months - Adults	1,878	3,085	60.9%	55.7%	51.7%	50.6%
% of FP17s for Band 1 Urgent Courses	74	3,457	2.1%	7.3%	8.0%	9.1%
% of FP17s Relating to Free Repair or Replacements	58	3,457	1.7%	0.8%	0.8%	0.8%
% of FP17s Relating to Continuations	63	3,457	1.8%	1.3%	1.0%	1.1%
% of Patients satisfied with the dentistry they have received	17	17	100.0%	90.7%	91.5%	91.4%
% of Patients satisfied with the time they had to wait for an appointment	15	17	88.2%	86.7%	88.2%	87.7%

* This is based on patients treated on this contract for their most recent course of treatment. Figures in italics indicate the base number of FP17s or Patient Questionnaire responses are less than 100. N/A is shown where the base number of responses is less than 10 during the period. % is calculated as Quantity/Base number*100

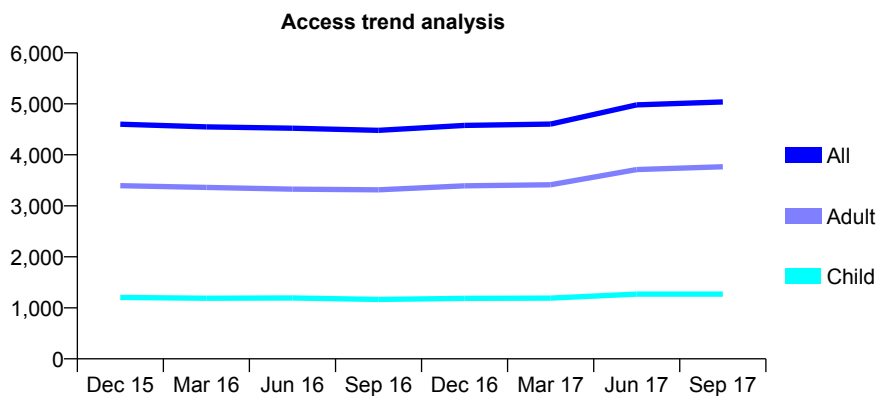
Q55 - Vital Signs At a Glance Contract Report for 104167/0001 - September 2017

Name or company name	TSA Care Limited
Contract type name	GDS Contract
Purpose of contract	General
Contract start date	01/08/2010
Contract end date	

17/18 Contracted general activity (UDA)	15,453
Carry forward general activity (UDA)	0
17/18 Contracted orthodontic activity (UOA)	0
Carry forward orthodontic activity (UOA)	0
Baseline contract value	£399,674.32

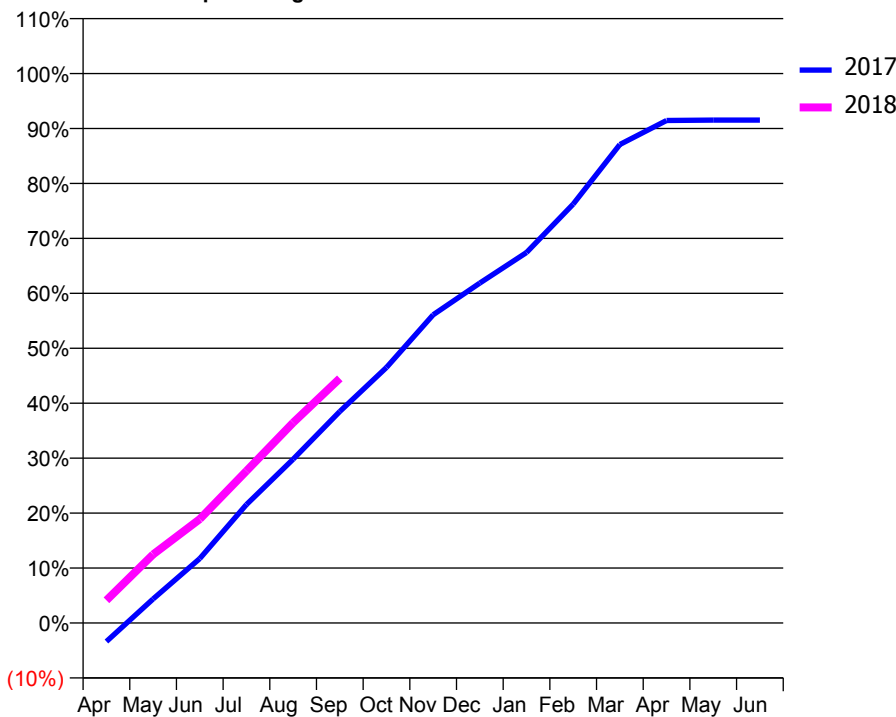
ACCESS*

Patients seen in 24 months	Total	Change since previous quarter
Quarter ending September 2016	4,481	
Quarter ending December 2016	4,577	↑
Quarter ending March 2017	4,603	→
Quarter ending June 2017	4,979	↑
Quarter ending September 2017	5,036	→
Variance since September 2016	12.4%	↑



ACTIVITY

Cumulative percentage of contracted UDA delivered 2017 & 2018



Adjusted Scheduled Activity (UDA)

Month	2017	2018
April	-522	638
May	675	1,930
June	1,814	2,925
July	3,332	4,279
August	4,608	5,635
September	5,949	6,879
October	7,187	
November	8,667	
December	9,559	
January	10,421	
February	11,781	
March	13,455	
April	14,133	
May	14,142	
June	14,142	

QUALITY

	Quantity	Base Number	Contract	AT	Region	England
% of FP17s for the same patient ID Re-attending within 3 months - Children	66	1,179	5.6%	10.4%	11.6%	11.9%
% of FP17s for the same patient ID Re-attending within 3 months - Adults	328	3,364	9.8%	14.2%	15.2%	15.9%
% of FP17s for the same patient ID Re-attending between 3 & 9 months - Children	790	1,179	67.0%	61.8%	59.1%	58.1%
% of FP17s for the same patient ID Re-attending between 3 & 9 months - Adults	2,162	3,364	64.3%	55.7%	51.7%	50.6%
% of FP17s for Band 1 Urgent Courses	86	3,619	2.4%	7.3%	8.0%	9.1%
% of FP17s Relating to Free Repair or Replacements	19	3,619	0.5%	0.8%	0.8%	0.8%
% of FP17s Relating to Continuations	42	3,619	1.2%	1.3%	1.0%	1.1%
% of Patients satisfied with the dentistry they have received	5	5	N/A	90.7%	91.5%	91.4%
% of Patients satisfied with the time they had to wait for an appointment	4	5	N/A	86.7%	88.2%	87.7%

* This is based on patients treated on this contract for their most recent course of treatment. Figures in italics indicate the base number of FP17s or Patient Questionnaire responses are less than 100. N/A is shown where the base number of responses is less than 10 during the period. % is calculated as Quantity/Base number*100

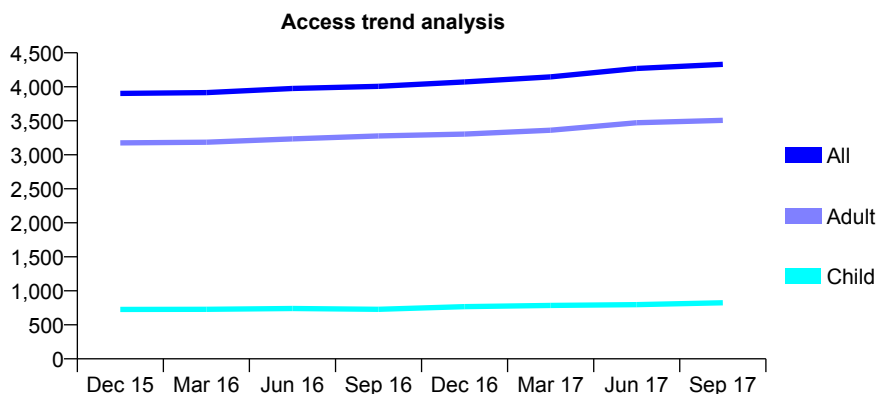
Q55 - Vital Signs At a Glance Contract Report for 104426/0001 - September 2017

Name or company name	Parklands Dental Care
Contract type name	GDS Contract
Purpose of contract	General
Contract start date	01/04/2006
Contract end date	

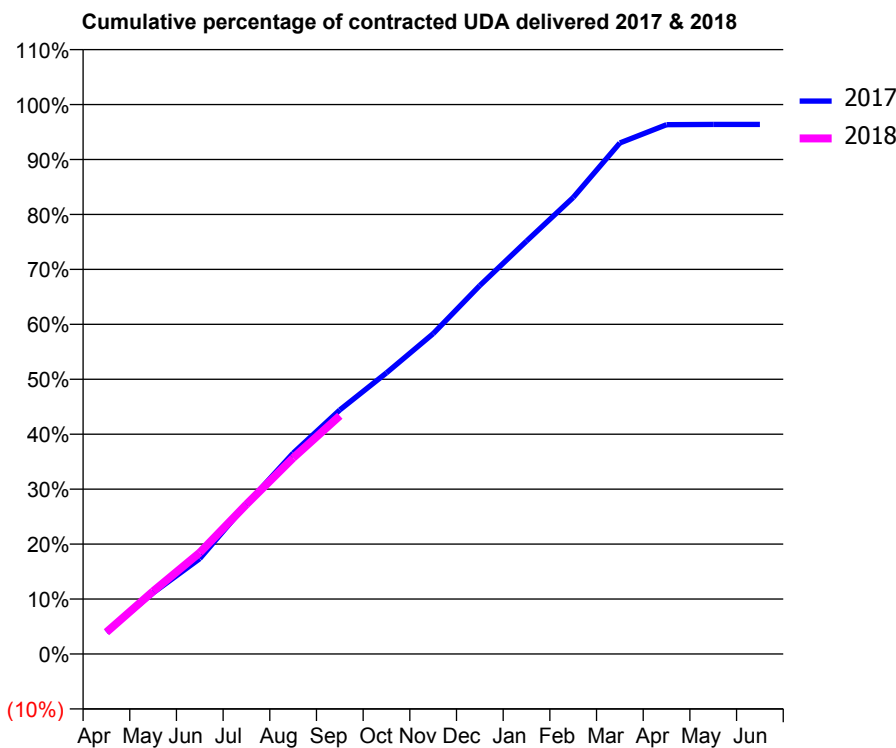
17/18 Contracted general activity (UDA)	13,579
Carry forward general activity (UDA)	0
17/18 Contracted orthodontic activity (UOA)	0
Carry forward orthodontic activity (UOA)	0
Baseline contract value	£325,502.59

ACCESS*

Patients seen in 24 months	Total	Change since previous quarter
Quarter ending September 2016	4,006	
Quarter ending December 2016	4,072	→
Quarter ending March 2017	4,147	→
Quarter ending June 2017	4,270	↑
Quarter ending September 2017	4,331	→
Variance since September 2016	8.1%	↑



ACTIVITY



Month	Adjusted Scheduled Activity (UDA)	
	2017	2018
April	539	540
May	1,512	1,551
June	2,357	2,507
July	3,703	3,697
August	4,963	4,844
September	6,033	5,888
October	6,947	
November	7,917	
December	9,106	
January	10,202	
February	11,280	
March	12,629	
April	13,082	
May	13,086	
June	13,086	

QUALITY

	Quantity	Base Number	Contract	AT	Region	England
% of FP17s for the same patient ID Re-attending within 3 months - Children	61	675	9.0%	10.4%	11.6%	11.9%
% of FP17s for the same patient ID Re-attending within 3 months - Adults	454	2,733	16.6%	14.2%	15.2%	15.9%
% of FP17s for the same patient ID Re-attending between 3 & 9 months - Children	432	675	64.0%	61.8%	59.1%	58.1%
% of FP17s for the same patient ID Re-attending between 3 & 9 months - Adults	1,429	2,733	52.3%	55.7%	51.7%	50.6%
% of FP17s for Band 1 Urgent Courses	277	3,172	8.7%	7.3%	8.0%	9.1%
% of FP17s Relating to Free Repair or Replacements	26	3,172	0.8%	0.8%	0.8%	0.8%
% of FP17s Relating to Continuations	17	3,172	0.5%	1.3%	1.0%	1.1%
% of Patients satisfied with the dentistry they have received	16	20	80.0%	90.7%	91.5%	91.4%
% of Patients satisfied with the time they had to wait for an appointment	15	20	75.0%	86.7%	88.2%	87.7%

* This is based on patients treated on this contract for their most recent course of treatment. Figures in italics indicate the base number of FP17s or Patient Questionnaire responses are less than 100. N/A is shown where the base number of responses is less than 10 during the period. % is calculated as Quantity/Base number*100

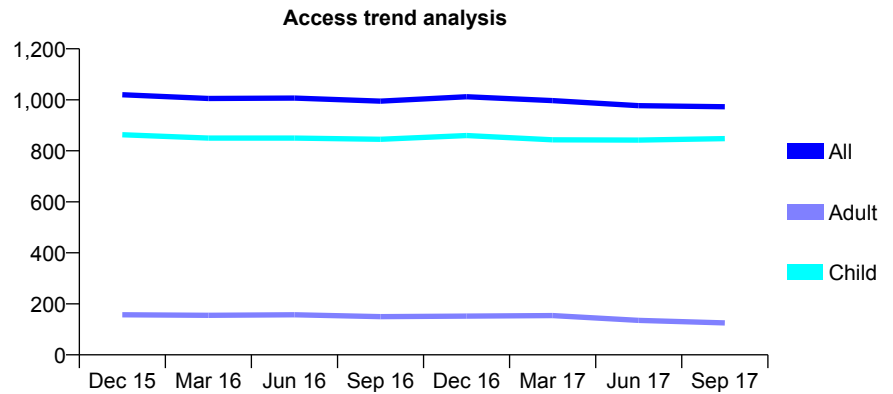
Q55 - Vital Signs At a Glance Contract Report for 104736/0001 - September 2017

Name or company name	Compton Acres Dental Practice LTD
Contract type name	GDS Contract
Purpose of contract	General
Contract start date	01/07/2009
Contract end date	

17/18 Contracted general activity (UDA)	2,182
Carry forward general activity (UDA)	0
17/18 Contracted orthodontic activity (UOA)	0
Carry forward orthodontic activity (UOA)	0
Baseline contract value	£52,408.86

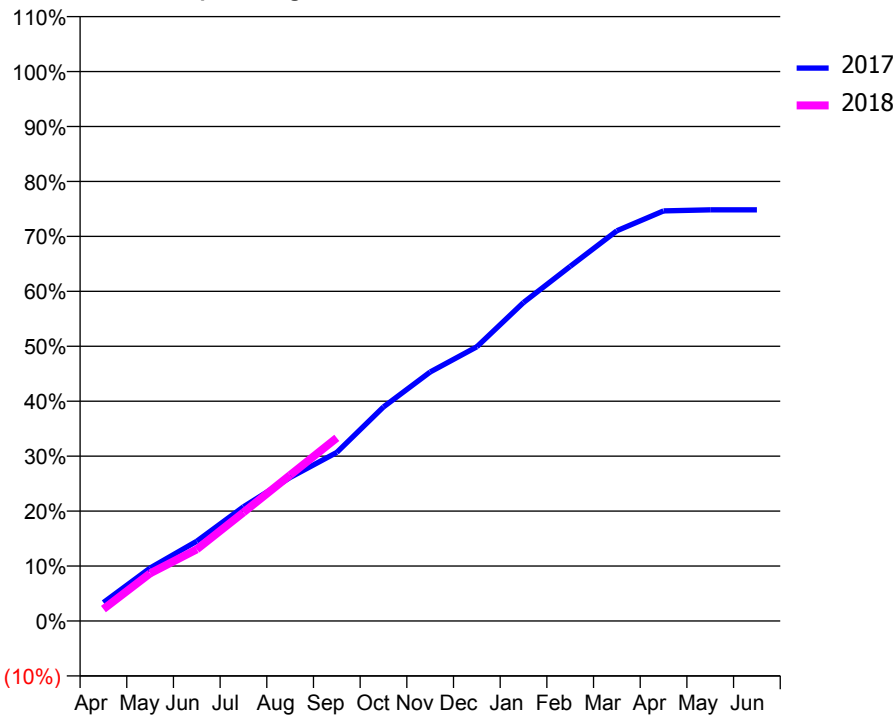
ACCESS*

Patients seen in 24 months	Total	Change since previous quarter
Quarter ending September 2016	995	
Quarter ending December 2016	1,012	→
Quarter ending March 2017	997	↓
Quarter ending June 2017	977	↓
Quarter ending September 2017	973	→
Variance since September 2016	(2.2%)	↓



ACTIVITY

Cumulative percentage of contracted UDA delivered 2017 & 2018



Month	Adjusted Scheduled Activity (UDA)	
	2017	2018
April	73	47
May	210	189
June	317	284
July	453	431
August	570	580
September	670	727
October	850	
November	989	
December	1,089	
January	1,265	
February	1,408	
March	1,549	
April	1,629	
May	1,633	
June	1,633	

QUALITY

	Quantity	Base Number	Contract	AT	Region	England
% of FP17s for the same patient ID Re-attending within 3 months - Children	22	569	3.9%	10.4%	11.6%	11.9%
% of FP17s for the same patient ID Re-attending within 3 months - Adults	1	42	2.4%	14.2%	15.2%	15.9%
% of FP17s for the same patient ID Re-attending between 3 & 9 months - Children	265	569	46.6%	61.8%	59.1%	58.1%
% of FP17s for the same patient ID Re-attending between 3 & 9 months - Adults	25	42	59.5%	55.7%	51.7%	50.6%
% of FP17s for Band 1 Urgent Courses	8	548	1.5%	7.3%	8.0%	9.1%
% of FP17s Relating to Free Repair or Replacements	0	548	0.0%	0.8%	0.8%	0.8%
% of FP17s Relating to Continuations	0	548	0.0%	1.3%	1.0%	1.1%
% of Patients satisfied with the dentistry they have received	0	0	N/A	90.7%	91.5%	91.4%
% of Patients satisfied with the time they had to wait for an appointment	0	0	N/A	86.7%	88.2%	87.7%

* This is based on patients treated on this contract for their most recent course of treatment. Figures in italics indicate the base number of FP17s or Patient Questionnaire responses are less than 100. N/A is shown where the base number of responses is less than 10 during the period. % is calculated as Quantity/Base number*100

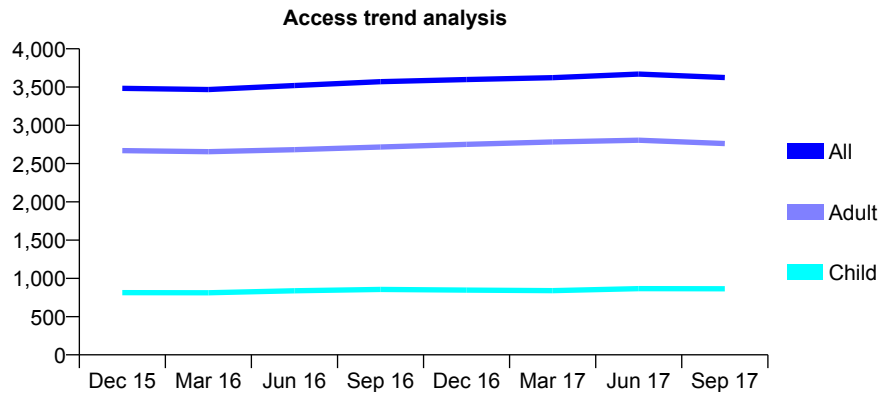
Q55 - Vital Signs At a Glance Contract Report for 105740/0001 - September 2017

Name or company name	Mr JE Rowson & Mr I McVicar
Contract type name	GDS Contract
Purpose of contract	General
Contract start date	01/04/2006
Contract end date	

17/18 Contracted general activity (UDA)	12,629
Carry forward general activity (UDA)	0
17/18 Contracted orthodontic activity (UOA)	0
Carry forward orthodontic activity (UOA)	0
Baseline contract value	£296,910.97

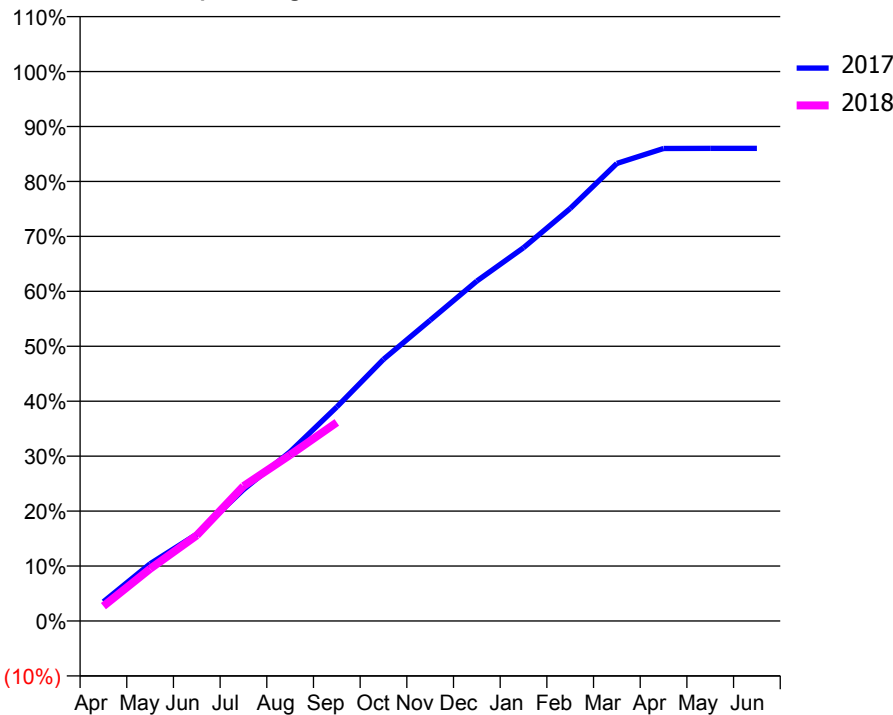
ACCESS*

Patients seen in 24 months	Total	Change since previous quarter
Quarter ending September 2016	3,571	
Quarter ending December 2016	3,598	→
Quarter ending March 2017	3,623	→
Quarter ending June 2017	3,670	→
Quarter ending September 2017	3,625	↓
Variance since September 2016	1.5%	→



ACTIVITY

Cumulative percentage of contracted UDA delivered 2017 & 2018



Month	Adjusted Scheduled Activity (UDA)	
	2017	2018
April	442	342
May	1,316	1,201
June	1,997	1,969
July	3,021	3,101
August	3,890	3,818
September	4,922	4,564
October	6,015	
November	6,913	
December	7,813	
January	8,581	
February	9,481	
March	10,517	
April	10,860	
May	10,864	
June	10,864	

QUALITY

	Quantity	Base Number	Contract	AT	Region	England
% of FP17s for the same patient ID Re-attending within 3 months - Children	35	621	5.6%	10.4%	11.6%	11.9%
% of FP17s for the same patient ID Re-attending within 3 months - Adults	378	2,200	17.2%	14.2%	15.2%	15.9%
% of FP17s for the same patient ID Re-attending between 3 & 9 months - Children	387	621	62.3%	61.8%	59.1%	58.1%
% of FP17s for the same patient ID Re-attending between 3 & 9 months - Adults	1,400	2,200	63.6%	55.7%	51.7%	50.6%
% of FP17s for Band 1 Urgent Courses	159	2,651	6.0%	7.3%	8.0%	9.1%
% of FP17s Relating to Free Repair or Replacements	57	2,651	2.2%	0.8%	0.8%	0.8%
% of FP17s Relating to Continuations	56	2,651	2.1%	1.3%	1.0%	1.1%
% of Patients satisfied with the dentistry they have received	5	5	N/A	90.7%	91.5%	91.4%
% of Patients satisfied with the time they had to wait for an appointment	5	5	N/A	86.7%	88.2%	87.7%

* This is based on patients treated on this contract for their most recent course of treatment. Figures in italics indicate the base number of FP17s or Patient Questionnaire responses are less than 100. N/A is shown where the base number of responses is less than 10 during the period. % is calculated as Quantity/Base number*100

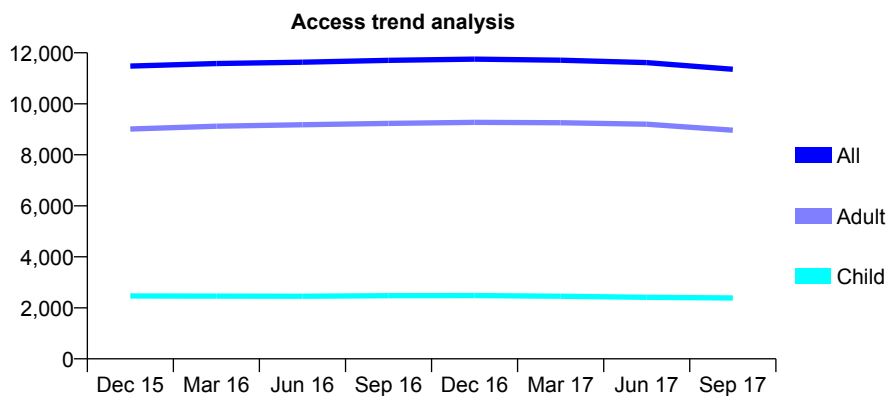
Q55 - Vital Signs At a Glance Contract Report for 106992/0001 - September 2017

Name or company name	The Plains' Dental Practice Limited
Contract type name	GDS Contract
Purpose of contract	General
Contract start date	01/04/2008
Contract end date	

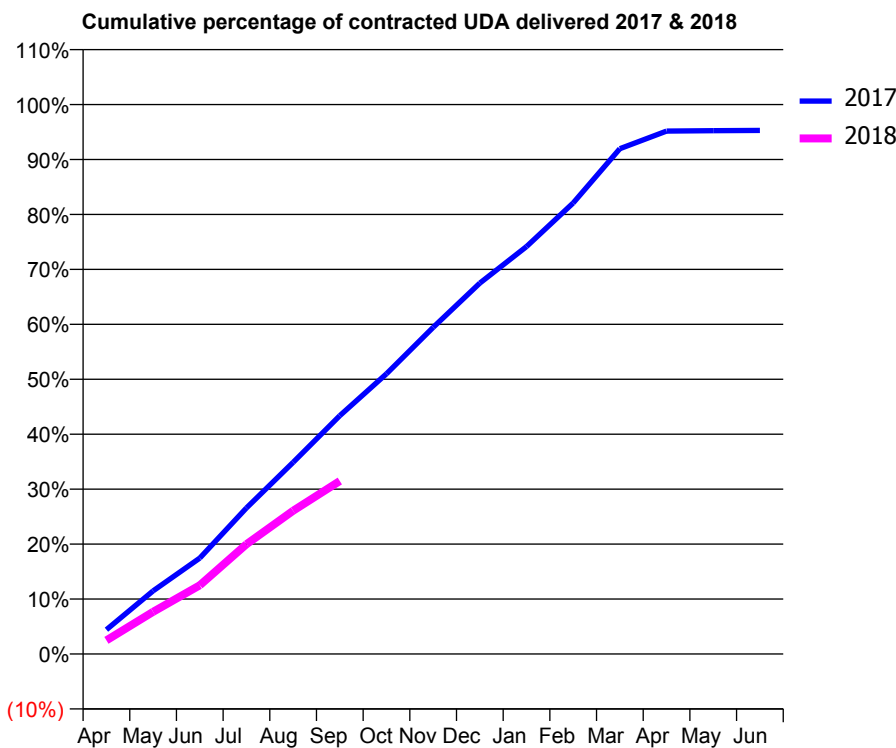
17/18 Contracted general activity (UDA)	36,931
Carry forward general activity (UDA)	0
17/18 Contracted orthodontic activity (UOA)	0
Carry forward orthodontic activity (UOA)	0
Baseline contract value	£1,031,958.06

ACCESS*

Patients seen in 24 months	Total	Change since previous quarter
Quarter ending September 2016	11,705	
Quarter ending December 2016	11,753	→
Quarter ending March 2017	11,710	→
Quarter ending June 2017	11,614	→
Quarter ending September 2017	11,352	↓
Variance since September 2016	(3.0%)	↓



ACTIVITY



Month	Adjusted Scheduled Activity (UDA)	
	2017	2018
April	1,483	918
May	3,838	2,833
June	5,836	4,617
July	8,886	7,384
August	11,663	9,626
September	14,505	11,630
October	17,046	
November	19,872	
December	22,569	
January	24,790	
February	27,439	
March	30,741	
April	31,813	
May	31,841	
June	31,853	

QUALITY

	Quantity	Base Number	Contract	AT	Region	England
% of FP17s for the same patient ID Re-attending within 3 months - Children	102	1,629	6.3%	10.4%	11.6%	11.9%
% of FP17s for the same patient ID Re-attending within 3 months - Adults	626	5,472	11.4%	14.2%	15.2%	15.9%
% of FP17s for the same patient ID Re-attending between 3 & 9 months - Children	1,022	1,629	62.7%	61.8%	59.1%	58.1%
% of FP17s for the same patient ID Re-attending between 3 & 9 months - Adults	3,394	5,472	62.0%	55.7%	51.7%	50.6%
% of FP17s for Band 1 Urgent Courses	355	6,573	5.4%	7.3%	8.0%	9.1%
% of FP17s Relating to Free Repair or Replacements	46	6,573	0.7%	0.8%	0.8%	0.8%
% of FP17s Relating to Continuations	88	6,573	1.3%	1.3%	1.0%	1.1%
% of Patients satisfied with the dentistry they have received	20	22	90.9%	90.7%	91.5%	91.4%
% of Patients satisfied with the time they had to wait for an appointment	19	22	86.4%	86.7%	88.2%	87.7%

* This is based on patients treated on this contract for their most recent course of treatment. Figures in italics indicate the base number of FP17s or Patient Questionnaire responses are less than 100. N/A is shown where the base number of responses is less than 10 during the period. % is calculated as Quantity/Base number*100

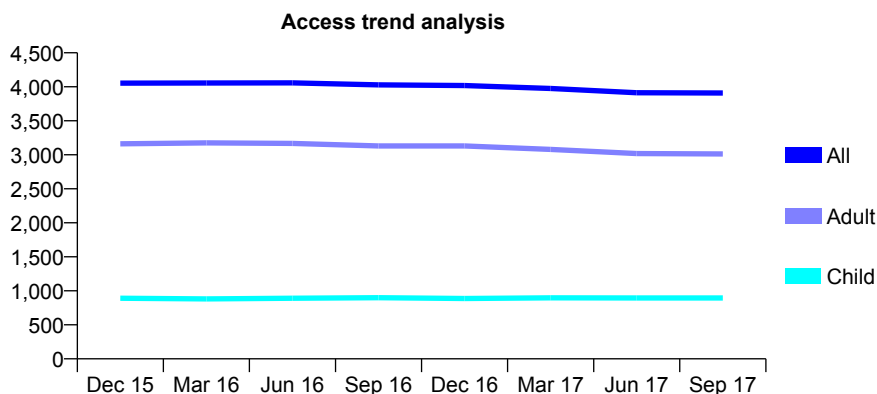
Q55 - Vital Signs At a Glance Contract Report for 110841/0001 - September 2017

Name or company name	Bamford Dental Practice
Contract type name	GDS Contract
Purpose of contract	General
Contract start date	01/04/2011
Contract end date	

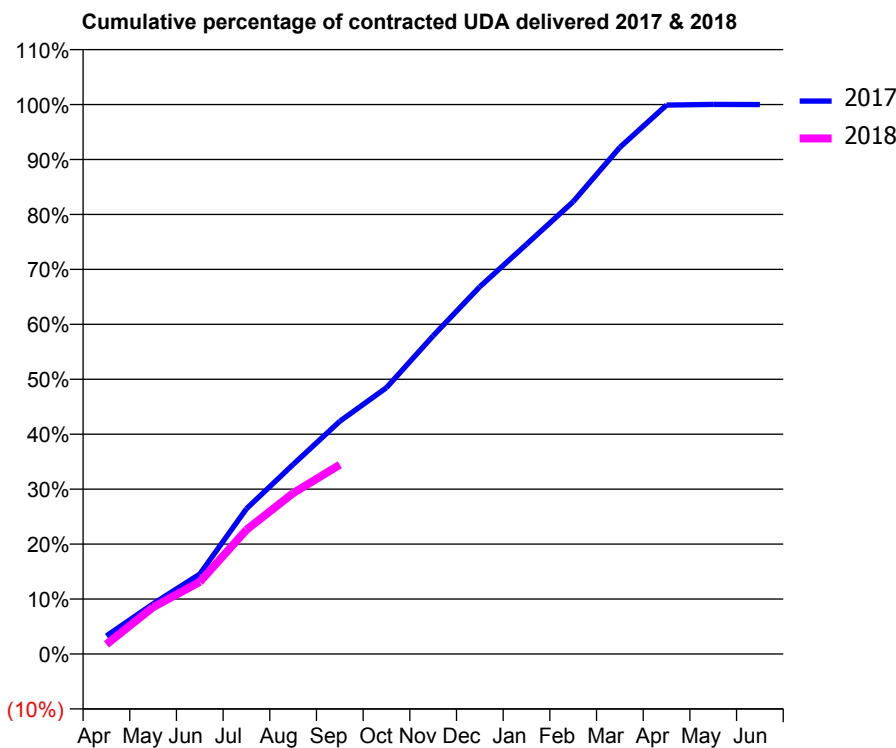
17/18 Contracted general activity (UDA)	11,928
Carry forward general activity (UDA)	0
17/18 Contracted orthodontic activity (UOA)	0
Carry forward orthodontic activity (UOA)	0
Baseline contract value	£308,204.51

ACCESS*

Patients seen in 24 months	Total	Change since previous quarter
Quarter ending September 2016	4,029	
Quarter ending December 2016	4,019	→
Quarter ending March 2017	3,976	↓
Quarter ending June 2017	3,913	↓
Quarter ending September 2017	3,908	→
Variance since September 2016	(3.0%)	↓



ACTIVITY



Month	Adjusted Scheduled Activity (UDA)	
	2017	2018
April	392	211
May	1,090	1,017
June	1,734	1,565
July	3,153	2,696
August	4,114	3,493
September	5,052	4,109
October	5,781	
November	6,908	
December	7,972	
January	8,893	
February	9,818	
March	10,999	
April	11,916	
May	11,929	
June	11,927	

QUALITY

	Quantity	Base Number	Contract	AT	Region	England
% of FP17s for the same patient ID Re-attending within 3 months - Children	40	640	6.3%	10.4%	11.6%	11.9%
% of FP17s for the same patient ID Re-attending within 3 months - Adults	228	1,912	11.9%	14.2%	15.2%	15.9%
% of FP17s for the same patient ID Re-attending between 3 & 9 months - Children	383	640	59.8%	61.8%	59.1%	58.1%
% of FP17s for the same patient ID Re-attending between 3 & 9 months - Adults	1,079	1,912	56.4%	55.7%	51.7%	50.6%
% of FP17s for Band 1 Urgent Courses	190	2,196	8.7%	7.3%	8.0%	9.1%
% of FP17s Relating to Free Repair or Replacements	20	2,196	0.9%	0.8%	0.8%	0.8%
% of FP17s Relating to Continuations	23	2,196	1.0%	1.3%	1.0%	1.1%
% of Patients satisfied with the dentistry they have received	9	10	90.0%	90.7%	91.5%	91.4%
% of Patients satisfied with the time they had to wait for an appointment	8	10	80.0%	86.7%	88.2%	87.7%

* This is based on patients treated on this contract for their most recent course of treatment. Figures in italics indicate the base number of FP17s or Patient Questionnaire responses are less than 100. N/A is shown where the base number of responses is less than 10 during the period. % is calculated as Quantity/Base number*100

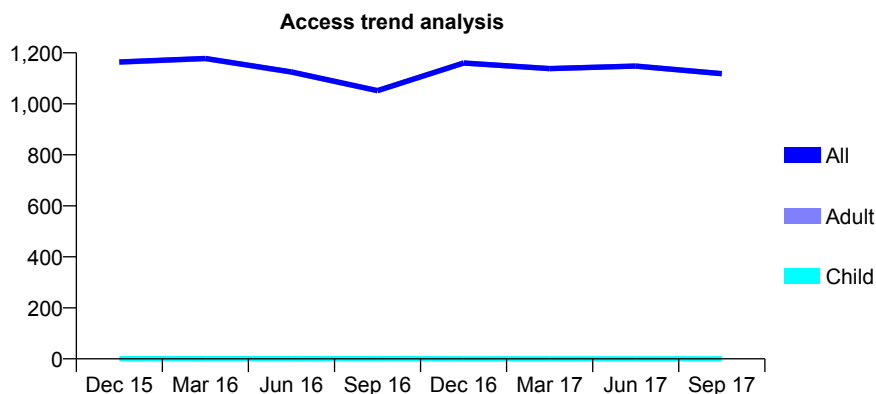
Q55 - Vital Signs At a Glance Contract Report for 111627/0002 - September 2017

Name or company name	VOSG Bassetlaw Ltd
Contract type name	PDS Contract
Purpose of contract	General
Contract start date	01/07/2013
Contract end date	31/03/2018

17/18 Contracted general activity (UDA)	4,000
Carry forward general activity (UDA)	0
17/18 Contracted orthodontic activity (UOA)	0
Carry forward orthodontic activity (UOA)	0
Baseline contract value	£150,216.86

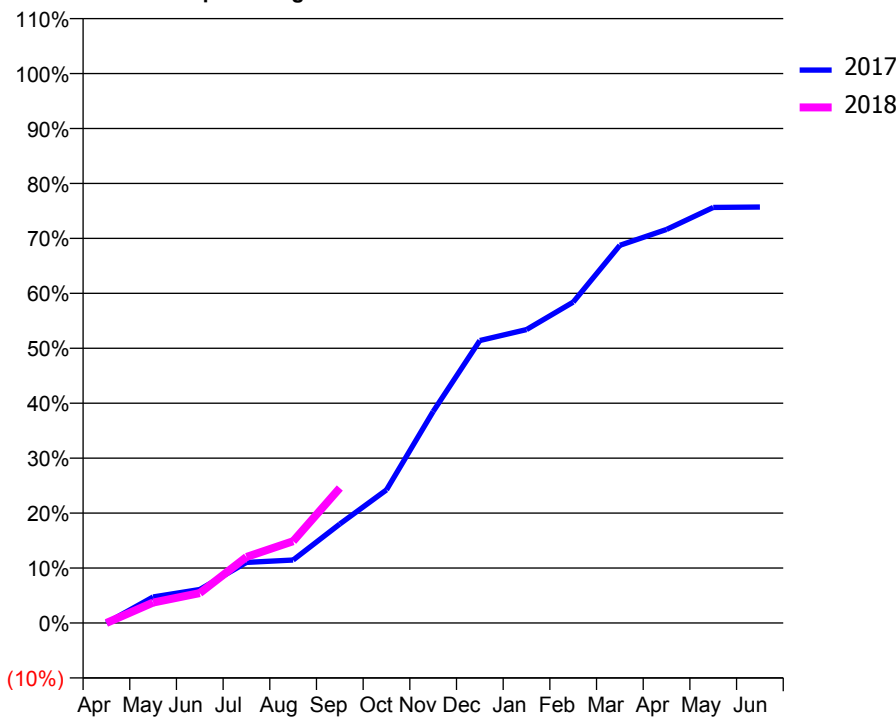
ACCESS*

Patients seen in 24 months	Total	Change since previous quarter
Quarter ending September 2016	1,052	
Quarter ending December 2016	1,160	↑
Quarter ending March 2017	1,138	↓
Quarter ending June 2017	1,148	→
Quarter ending September 2017	1,118	↓
Variance since September 2016	6.3%	↑



ACTIVITY

Cumulative percentage of contracted UDA delivered 2017 & 2018



Adjusted Scheduled Activity (UDA)		
Month	2017	2018
April	0	0
May	190	149
June	244	218
July	441	481
August	459	595
September	721	982
October	969	
November	1,540	
December	2,056	
January	2,136	
February	2,336	
March	2,750	
April	2,865	
May	3,025	
June	3,028	

QUALITY

	Quantity	Base Number	Contract	AT	Region	England
% of FP17s for the same patient ID Re-attending within 3 months - Children	0	0	N/A	10.4%	11.6%	11.9%
% of FP17s for the same patient ID Re-attending within 3 months - Adults	30	399	7.5%	14.2%	15.2%	15.9%
% of FP17s for the same patient ID Re-attending between 3 & 9 months - Children	0	0	N/A	61.8%	59.1%	58.1%
% of FP17s for the same patient ID Re-attending between 3 & 9 months - Adults	35	399	8.8%	55.7%	51.7%	50.6%
% of FP17s for Band 1 Urgent Courses	77	307	25.1%	7.3%	8.0%	9.1%
% of FP17s Relating to Free Repair or Replacements	0	307	0.0%	0.8%	0.8%	0.8%
% of FP17s Relating to Continuations	0	307	0.0%	1.3%	1.0%	1.1%
% of Patients satisfied with the dentistry they have received	0	0	N/A	90.7%	91.5%	91.4%
% of Patients satisfied with the time they had to wait for an appointment	0	0	N/A	86.7%	88.2%	87.7%

* This is based on patients treated on this contract for their most recent course of treatment. Figures in italics indicate the base number of FP17s or Patient Questionnaire responses are less than 100. N/A is shown where the base number of responses is less than 10 during the period. % is calculated as Quantity/Base number*100

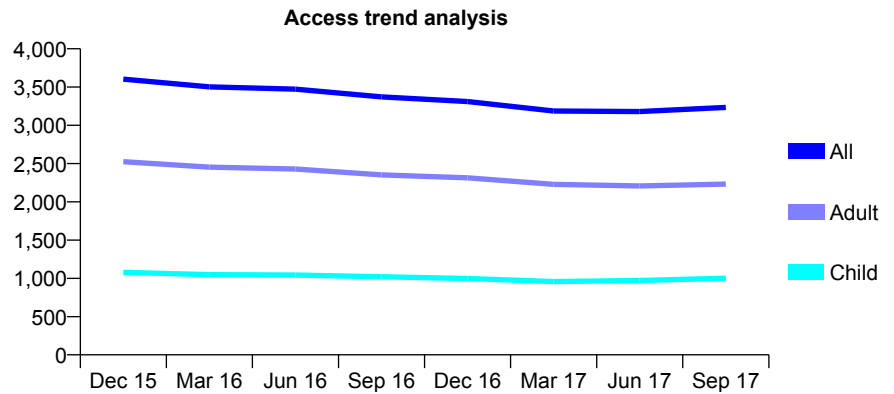
Q55 - Vital Signs At a Glance Contract Report for 113883/0001 - September 2017

Name or company name	Aesthetix Limited
Contract type name	GDS Contract
Purpose of contract	General
Contract start date	01/12/2012
Contract end date	

17/18 Contracted general activity (UDA)	9,555
Carry forward general activity (UDA)	0
17/18 Contracted orthodontic activity (UOA)	0
Carry forward orthodontic activity (UOA)	0
Baseline contract value	£289,272.54

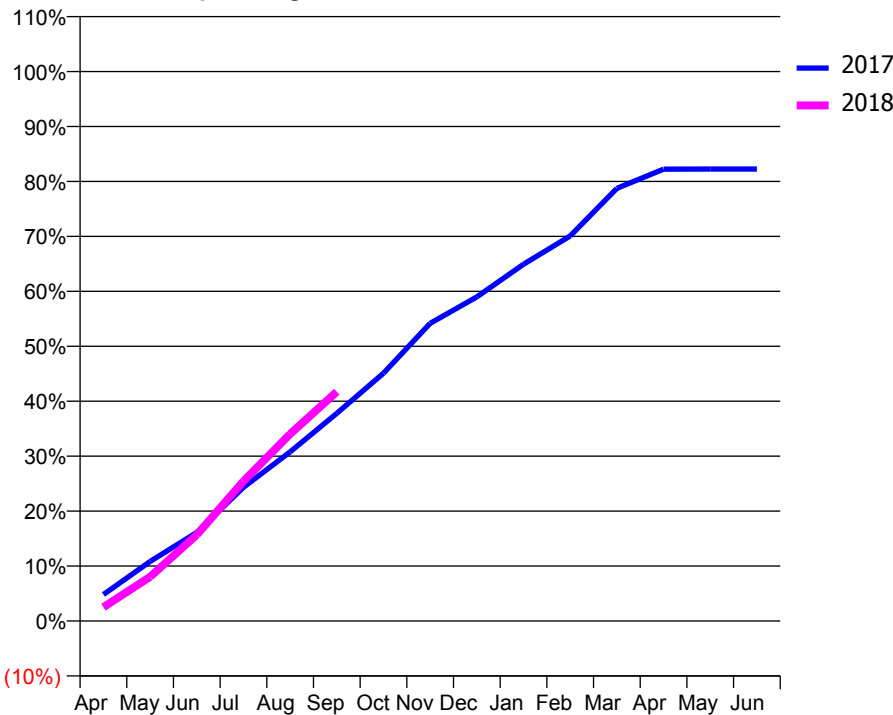
ACCESS*

Patients seen in 24 months	Total	Change since previous quarter
Quarter ending September 2016	3,372	
Quarter ending December 2016	3,311	↓
Quarter ending March 2017	3,187	↓
Quarter ending June 2017	3,180	→
Quarter ending September 2017	3,234	→
Variance since September 2016	(4.1%)	↓



ACTIVITY

Cumulative percentage of contracted UDA delivered 2017 & 2018



Month	Adjusted Scheduled Activity (UDA)	
	2017	2018
April	460	240
May	1,034	769
June	1,541	1,499
July	2,324	2,432
August	2,941	3,251
September	3,611	3,986
October	4,309	
November	5,176	
December	5,636	
January	6,203	
February	6,696	
March	7,523	
April	7,858	
May	7,860	
June	7,860	

QUALITY

	Quantity	Base Number	Contract	AT	Region	England
% of FP17s for the same patient ID Re-attending within 3 months - Children	60	871	6.9%	10.4%	11.6%	11.9%
% of FP17s for the same patient ID Re-attending within 3 months - Adults	179	1,571	11.4%	14.2%	15.2%	15.9%
% of FP17s for the same patient ID Re-attending between 3 & 9 months - Children	521	871	59.8%	61.8%	59.1%	58.1%
% of FP17s for the same patient ID Re-attending between 3 & 9 months - Adults	776	1,571	49.4%	55.7%	51.7%	50.6%
% of FP17s for Band 1 Urgent Courses	65	2,044	3.2%	7.3%	8.0%	9.1%
% of FP17s Relating to Free Repair or Replacements	13	2,044	0.6%	0.8%	0.8%	0.8%
% of FP17s Relating to Continuations	44	2,044	2.2%	1.3%	1.0%	1.1%
% of Patients satisfied with the dentistry they have received	1	1	N/A	90.7%	91.5%	91.4%
% of Patients satisfied with the time they had to wait for an appointment	1	1	N/A	86.7%	88.2%	87.7%

* This is based on patients treated on this contract for their most recent course of treatment. Figures in italics indicate the base number of FP17s or Patient Questionnaire responses are less than 100. N/A is shown where the base number of responses is less than 10 during the period. % is calculated as Quantity/Base number*100

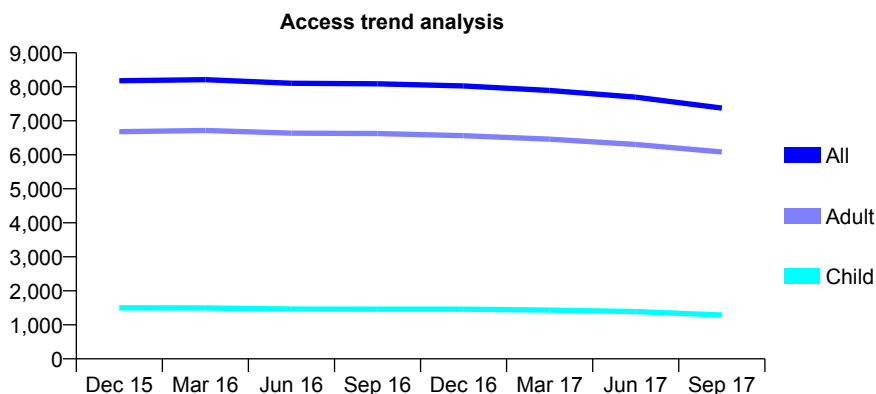
Q55 - Vital Signs At a Glance Contract Report for 115649/0001 - September 2017

Name or company name	Whitecross Dental Care Ltd
Contract type name	GDS Contract
Purpose of contract	General
Contract start date	01/05/2011
Contract end date	

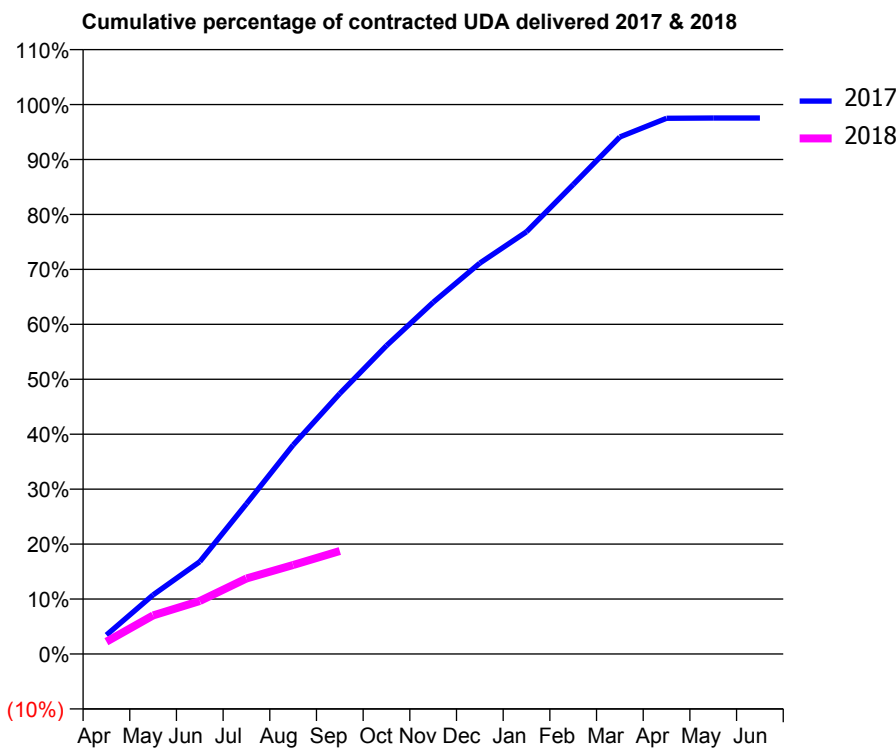
17/18 Contracted general activity (UDA)	27,225
Carry forward general activity (UDA)	0
17/18 Contracted orthodontic activity (UOA)	0
Carry forward orthodontic activity (UOA)	0
Baseline contract value	£727,279.13

ACCESS*

Patients seen in 24 months	Total	Change since previous quarter
Quarter ending September 2016	8,087	
Quarter ending December 2016	8,025	→
Quarter ending March 2017	7,893	↓
Quarter ending June 2017	7,695	↓
Quarter ending September 2017	7,373	↓
Variance since September 2016	(8.8%)	↓



ACTIVITY



Month	Adjusted Scheduled Activity (UDA)	
	2017	2018
April	766	613
May	2,393	1,914
June	3,737	2,628
July	6,076	3,746
August	8,452	4,411
September	10,537	5,103
October	12,472	
November	14,227	
December	15,812	
January	17,080	
February	18,987	
March	20,915	
April	21,669	
May	21,680	
June	21,680	

QUALITY

	Quantity	Base Number	Contract	AT	Region	England
% of FP17s for the same patient ID Re-attending within 3 months - Children	42	547	7.7%	10.4%	11.6%	11.9%
% of FP17s for the same patient ID Re-attending within 3 months - Adults	294	2,312	12.7%	14.2%	15.2%	15.9%
% of FP17s for the same patient ID Re-attending between 3 & 9 months - Children	322	547	58.9%	61.8%	59.1%	58.1%
% of FP17s for the same patient ID Re-attending between 3 & 9 months - Adults	1,282	2,312	55.4%	55.7%	51.7%	50.6%
% of FP17s for Band 1 Urgent Courses	230	2,526	9.1%	7.3%	8.0%	9.1%
% of FP17s Relating to Free Repair or Replacements	10	2,526	0.4%	0.8%	0.8%	0.8%
% of FP17s Relating to Continuations	66	2,526	2.6%	1.3%	1.0%	1.1%
% of Patients satisfied with the dentistry they have received	9	10	90.0%	90.7%	91.5%	91.4%
% of Patients satisfied with the time they had to wait for an appointment	6	10	60.0%	86.7%	88.2%	87.7%

* This is based on patients treated on this contract for their most recent course of treatment. Figures in italics indicate the base number of FP17s or Patient Questionnaire responses are less than 100. N/A is shown where the base number of responses is less than 10 during the period. % is calculated as Quantity/Base number*100

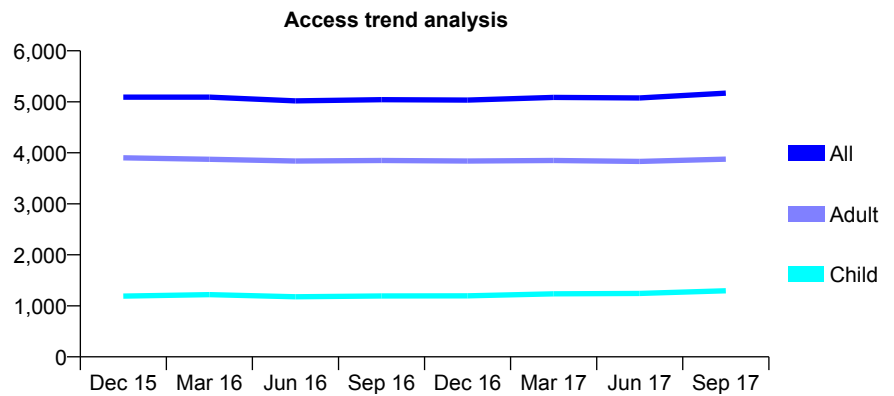
Q55 - Vital Signs At a Glance Contract Report for 115711/0001 - September 2017

Name or company name	Ishak Practices Limited
Contract type name	GDS Contract
Purpose of contract	General
Contract start date	01/04/2011
Contract end date	

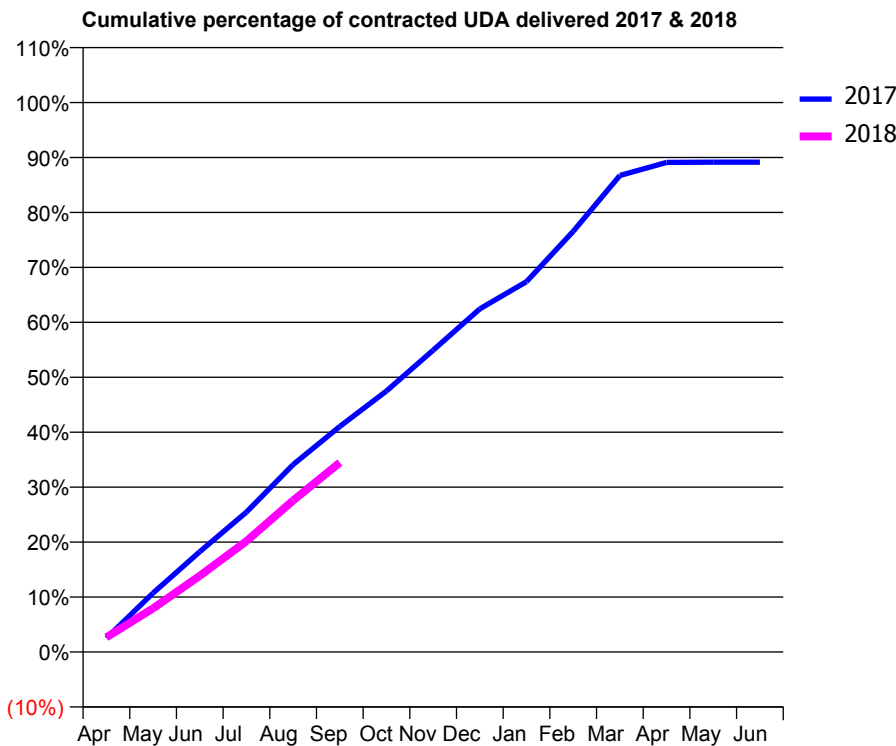
17/18 Contracted general activity (UDA)	16,922
Carry forward general activity (UDA)	0
17/18 Contracted orthodontic activity (UOA)	0
Carry forward orthodontic activity (UOA)	0
Baseline contract value	£400,557.81

ACCESS*

Patients seen in 24 months	Total	Change since previous quarter
Quarter ending September 2016	5,043	
Quarter ending December 2016	5,035	→
Quarter ending March 2017	5,085	→
Quarter ending June 2017	5,075	→
Quarter ending September 2017	5,170	→
Variance since September 2016	2.5%	↑



ACTIVITY



Month	Adjusted Scheduled Activity (UDA)	
	2017	2018
April	430	455
May	1,816	1,345
June	3,091	2,345
July	4,310	3,414
August	5,771	4,667
September	6,947	5,834
October	8,040	
November	9,297	
December	10,569	
January	11,404	
February	12,953	
March	14,676	
April	15,075	
May	15,087	
June	15,087	

QUALITY

	Quantity	Base Number	Contract	AT	Region	England
% of FP17s for the same patient ID Re-attending within 3 months - Children	42	991	4.2%	10.4%	11.6%	11.9%
% of FP17s for the same patient ID Re-attending within 3 months - Adults	145	2,528	5.7%	14.2%	15.2%	15.9%
% of FP17s for the same patient ID Re-attending between 3 & 9 months - Children	648	991	65.4%	61.8%	59.1%	58.1%
% of FP17s for the same patient ID Re-attending between 3 & 9 months - Adults	1,579	2,528	62.5%	55.7%	51.7%	50.6%
% of FP17s for Band 1 Urgent Courses	0	3,323	0.0%	7.3%	8.0%	9.1%
% of FP17s Relating to Free Repair or Replacements	4	3,323	0.1%	0.8%	0.8%	0.8%
% of FP17s Relating to Continuations	34	3,323	1.0%	1.3%	1.0%	1.1%
% of Patients satisfied with the dentistry they have received	7	8	N/A	90.7%	91.5%	91.4%
% of Patients satisfied with the time they had to wait for an appointment	8	8	N/A	86.7%	88.2%	87.7%

* This is based on patients treated on this contract for their most recent course of treatment. Figures in italics indicate the base number of FP17s or Patient Questionnaire responses are less than 100. N/A is shown where the base number of responses is less than 10 during the period. % is calculated as Quantity/Base number*100

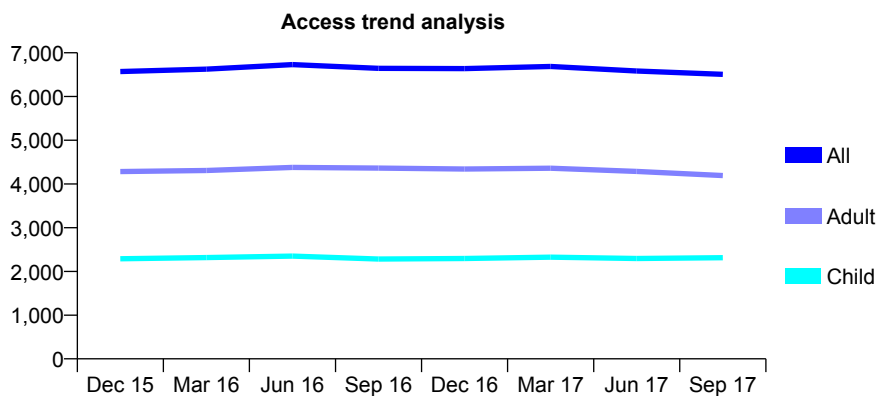
Q55 - Vital Signs At a Glance Contract Report for 116114/0001 - September 2017

Name or company name	Rise Park Dental Practice
Contract type name	GDS Contract
Purpose of contract	General
Contract start date	01/04/2010
Contract end date	

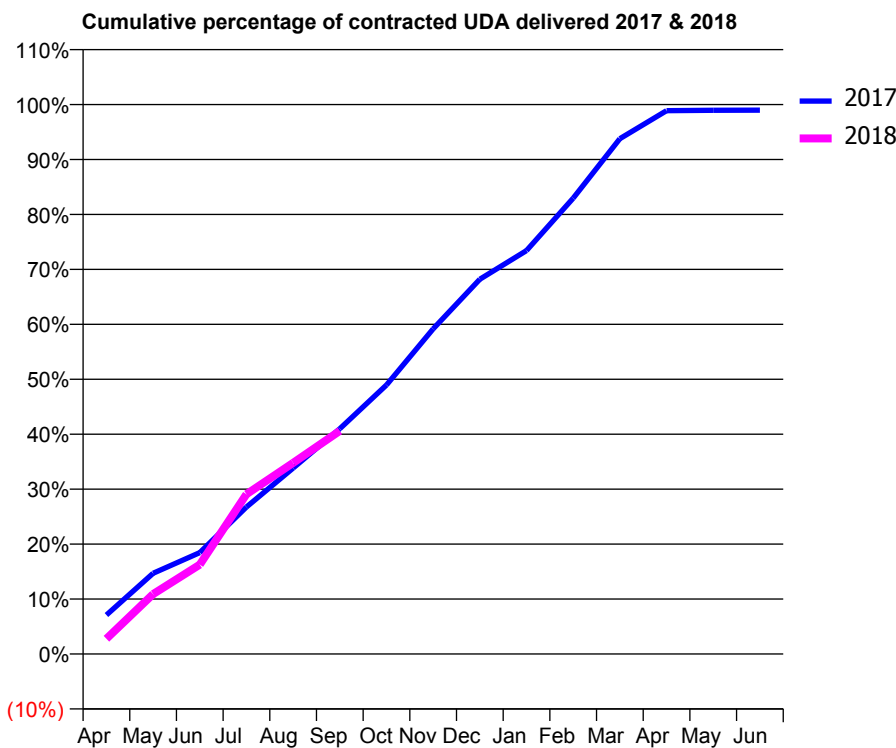
17/18 Contracted general activity (UDA)	16,916
Carry forward general activity (UDA)	0
17/18 Contracted orthodontic activity (UOA)	0
Carry forward orthodontic activity (UOA)	0
Baseline contract value	£387,896.26

ACCESS*

Patients seen in 24 months	Total	Change since previous quarter
Quarter ending September 2016	6,646	
Quarter ending December 2016	6,638	→
Quarter ending March 2017	6,687	→
Quarter ending June 2017	6,583	↓
Quarter ending September 2017	6,506	↓
Variance since September 2016	(2.1%)	↓



ACTIVITY



Adjusted Scheduled Activity (UDA)		
Month	2017	2018
April	1,201	472
May	2,486	1,846
June	3,121	2,753
July	4,527	4,918
August	5,725	5,885
September	6,936	6,870
October	8,283	
November	10,010	
December	11,539	
January	12,421	
February	14,034	
March	15,863	
April	16,726	
May	16,739	
June	16,742	

QUALITY

	Quantity	Base Number	Contract	AT	Region	England
% of FP17s for the same patient ID Re-attending within 3 months - Children	90	1,452	6.2%	10.4%	11.6%	11.9%
% of FP17s for the same patient ID Re-attending within 3 months - Adults	241	2,347	10.3%	14.2%	15.2%	15.9%
% of FP17s for the same patient ID Re-attending between 3 & 9 months - Children	827	1,452	57.0%	61.8%	59.1%	58.1%
% of FP17s for the same patient ID Re-attending between 3 & 9 months - Adults	1,191	2,347	50.7%	55.7%	51.7%	50.6%
% of FP17s for Band 1 Urgent Courses	160	3,432	4.7%	7.3%	8.0%	9.1%
% of FP17s Relating to Free Repair or Replacements	11	3,432	0.3%	0.8%	0.8%	0.8%
% of FP17s Relating to Continuations	52	3,432	1.5%	1.3%	1.0%	1.1%
% of Patients satisfied with the dentistry they have received	5	5	N/A	90.7%	91.5%	91.4%
% of Patients satisfied with the time they had to wait for an appointment	4	5	N/A	86.7%	88.2%	87.7%

* This is based on patients treated on this contract for their most recent course of treatment. Figures in italics indicate the base number of FP17s or Patient Questionnaire responses are less than 100. N/A is shown where the base number of responses is less than 10 during the period. % is calculated as Quantity/Base number*100

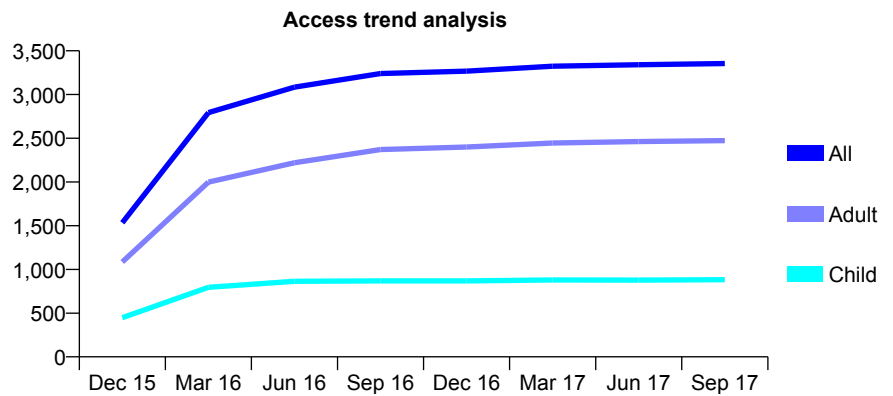
Q55 - Vital Signs At a Glance Contract Report for 116386/0001 - September 2017

Name or company name	Apex Dental Care Dronfield Partnership
Contract type name	GDS Contract
Purpose of contract	General and Orthodontic
Contract start date	01/05/2015
Contract end date	

17/18 Contracted general activity (UDA)	10,201
Carry forward general activity (UDA)	0
17/18 Contracted orthodontic activity (UOA)	105
Carry forward orthodontic activity (UOA)	0
Baseline contract value	£265,025.90

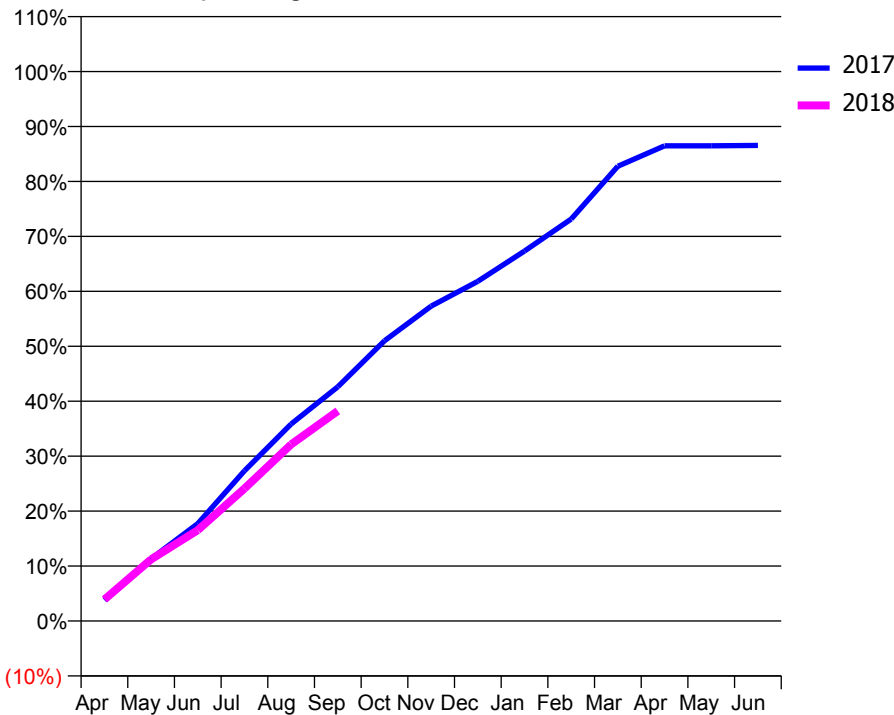
ACCESS*

Patients seen in 24 months	Total	Change since previous quarter
Quarter ending September 2016	3,240	
Quarter ending December 2016	3,268	→
Quarter ending March 2017	3,324	→
Quarter ending June 2017	3,340	→
Quarter ending September 2017	3,355	→
Variance since September 2016	3.5%	↑



ACTIVITY

Cumulative percentage of contracted UDA delivered 2017 & 2018



Month	Adjusted Scheduled Activity (UDA)	
	2017	2018
April	386	400
May	1,158	1,145
June	1,807	1,686
July	2,788	2,459
August	3,658	3,280
September	4,349	3,901
October	5,202	
November	5,845	
December	6,307	
January	6,869	
February	7,463	
March	8,443	
April	8,821	
May	8,821	
June	8,829	

QUALITY

	Quantity	Base Number	Contract	AT	Region	England
% of FP17s for the same patient ID Re-attending within 3 months - Children	32	755	4.2%	10.4%	11.6%	11.9%
% of FP17s for the same patient ID Re-attending within 3 months - Adults	247	1,930	12.8%	14.2%	15.2%	15.9%
% of FP17s for the same patient ID Re-attending between 3 & 9 months - Children	614	755	81.3%	61.8%	59.1%	58.1%
% of FP17s for the same patient ID Re-attending between 3 & 9 months - Adults	1,308	1,930	67.8%	55.7%	51.7%	50.6%
% of FP17s for Band 1 Urgent Courses	164	2,430	6.7%	7.3%	8.0%	9.1%
% of FP17s Relating to Free Repair or Replacements	8	2,430	0.3%	0.8%	0.8%	0.8%
% of FP17s Relating to Continuations	16	2,430	0.7%	1.3%	1.0%	1.1%
% of Patients satisfied with the dentistry they have received	13	14	92.9%	90.7%	91.5%	91.4%
% of Patients satisfied with the time they had to wait for an appointment	13	14	92.9%	86.7%	88.2%	87.7%

* This is based on patients treated on this contract for their most recent course of treatment. Figures in italics indicate the base number of FP17s or Patient Questionnaire responses are less than 100. N/A is shown where the base number of responses is less than 10 during the period. % is calculated as Quantity/Base number*100

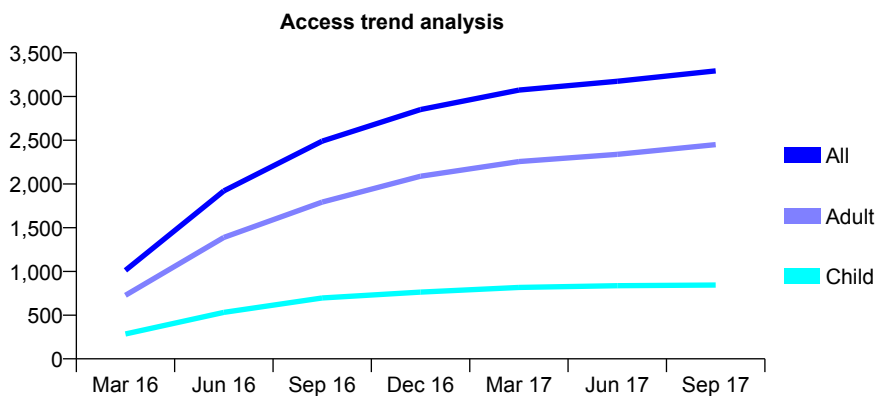
Q55 - Vital Signs At a Glance Contract Report for 117153/0001 - September 2017

Name or company name	Woodthorpe Dental Care
Contract type name	GDS Contract
Purpose of contract	General
Contract start date	24/12/2015
Contract end date	

17/18 Contracted general activity (UDA)	8,991
Carry forward general activity (UDA)	0
17/18 Contracted orthodontic activity (UOA)	0
Carry forward orthodontic activity (UOA)	0
Baseline contract value	£215,033.87

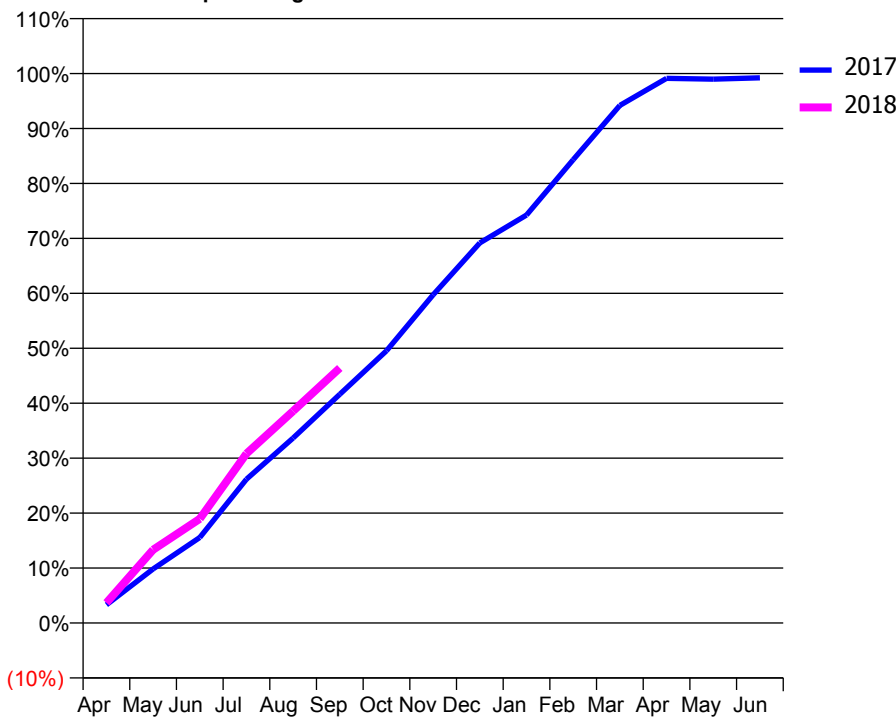
ACCESS*

Patients seen in 24 months	Total	Change since previous quarter
Quarter ending September 2016	2,489	
Quarter ending December 2016	2,851	↑
Quarter ending March 2017	3,073	↑
Quarter ending June 2017	3,175	↑
Quarter ending September 2017	3,294	↑
Variance since September 2016	32.3%	↑



ACTIVITY

Cumulative percentage of contracted UDA delivered 2017 & 2018



Month	Adjusted Scheduled Activity (UDA)	
	2017	2018
April	297	330
May	886	1,200
June	1,401	1,705
July	2,353	2,773
August	3,027	3,468
September	3,743	4,172
October	4,454	
November	5,371	
December	6,220	
January	6,676	
February	7,580	
March	8,468	
April	8,913	
May	8,898	
June	8,920	

QUALITY

	Quantity	Base Number	Contract	AT	Region	England
% of FP17s for the same patient ID Re-attending within 3 months - Children	50	690	7.2%	10.4%	11.6%	11.9%
% of FP17s for the same patient ID Re-attending within 3 months - Adults	248	1,871	13.3%	14.2%	15.2%	15.9%
% of FP17s for the same patient ID Re-attending between 3 & 9 months - Children	402	690	58.3%	61.8%	59.1%	58.1%
% of FP17s for the same patient ID Re-attending between 3 & 9 months - Adults	1,175	1,871	62.8%	55.7%	51.7%	50.6%
% of FP17s for Band 1 Urgent Courses	177	2,336	7.6%	7.3%	8.0%	9.1%
% of FP17s Relating to Free Repair or Replacements	14	2,336	0.6%	0.8%	0.8%	0.8%
% of FP17s Relating to Continuations	5	2,336	0.2%	1.3%	1.0%	1.1%
% of Patients satisfied with the dentistry they have received	9	11	81.8%	90.7%	91.5%	91.4%
% of Patients satisfied with the time they had to wait for an appointment	9	11	81.8%	86.7%	88.2%	87.7%

* This is based on patients treated on this contract for their most recent course of treatment. Figures in italics indicate the base number of FP17s or Patient Questionnaire responses are less than 100. N/A is shown where the base number of responses is less than 10 during the period. % is calculated as Quantity/Base number*100

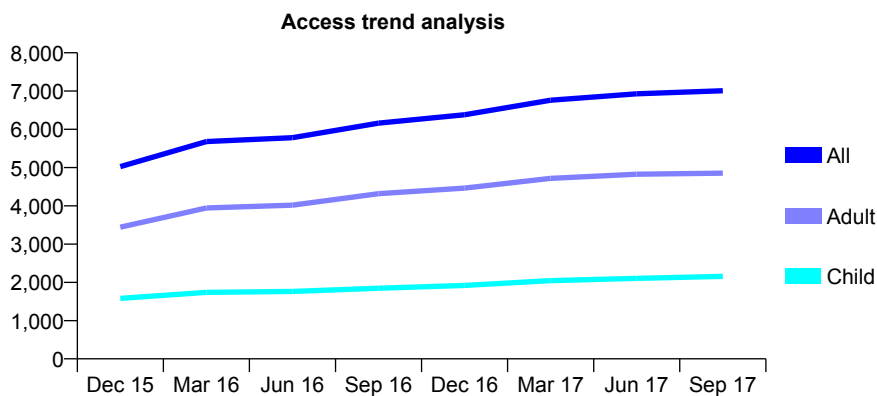
Q55 - Vital Signs At a Glance Contract Report for 117897/0001 - September 2017

Name or company name	Dove Dental Care Ltd
Contract type name	GDS Contract
Purpose of contract	General
Contract start date	01/10/2009
Contract end date	

17/18 Contracted general activity (UDA)	22,030
Carry forward general activity (UDA)	0
17/18 Contracted orthodontic activity (UOA)	0
Carry forward orthodontic activity (UOA)	0
Baseline contract value	£553,544.37

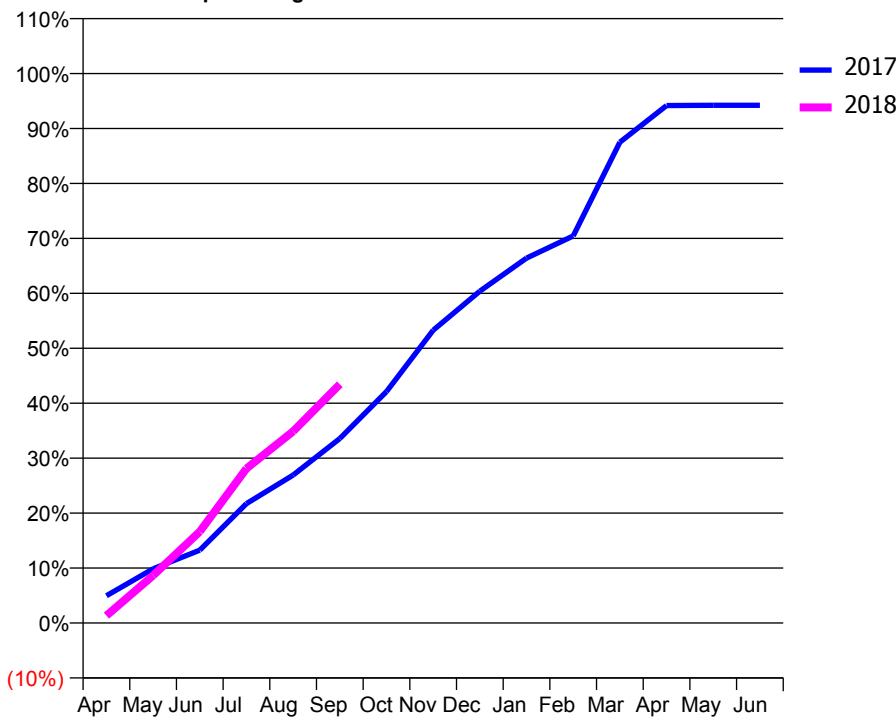
ACCESS*

Patients seen in 24 months	Total	Change since previous quarter
Quarter ending September 2016	6,162	
Quarter ending December 2016	6,382	↑
Quarter ending March 2017	6,760	↑
Quarter ending June 2017	6,928	↑
Quarter ending September 2017	7,010	→
Variance since September 2016	13.8%	↑



ACTIVITY

Cumulative percentage of contracted UDA delivered 2017 & 2018



Month	Adjusted Scheduled Activity (UDA)	
	2017	2018
April	1,390	294
May	2,766	1,906
June	3,714	3,665
July	6,089	6,191
August	7,544	7,687
September	9,409	9,573
October	11,802	
November	14,934	
December	16,927	
January	18,612	
February	19,744	
March	24,522	
April	26,398	
May	26,409	
June	26,407	

QUALITY

	Quantity	Base Number	Contract	AT	Region	England
% of FP17s for the same patient ID Re-attending within 3 months - Children	240	1,811	13.3%	10.4%	11.6%	11.9%
% of FP17s for the same patient ID Re-attending within 3 months - Adults	694	3,485	19.9%	14.2%	15.2%	15.9%
% of FP17s for the same patient ID Re-attending between 3 & 9 months - Children	1,080	1,811	59.6%	61.8%	59.1%	58.1%
% of FP17s for the same patient ID Re-attending between 3 & 9 months - Adults	2,023	3,485	58.0%	55.7%	51.7%	50.6%
% of FP17s for Band 1 Urgent Courses	389	4,638	8.4%	7.3%	8.0%	9.1%
% of FP17s Relating to Free Repair or Replacements	29	4,638	0.6%	0.8%	0.8%	0.8%
% of FP17s Relating to Continuations	13	4,638	0.3%	1.3%	1.0%	1.1%
% of Patients satisfied with the dentistry they have received	15	18	83.3%	90.7%	91.5%	91.4%
% of Patients satisfied with the time they had to wait for an appointment	17	18	94.4%	86.7%	88.2%	87.7%

* This is based on patients treated on this contract for their most recent course of treatment. Figures in italics indicate the base number of FP17s or Patient Questionnaire responses are less than 100. N/A is shown where the base number of responses is less than 10 during the period. % is calculated as Quantity/Base number*100

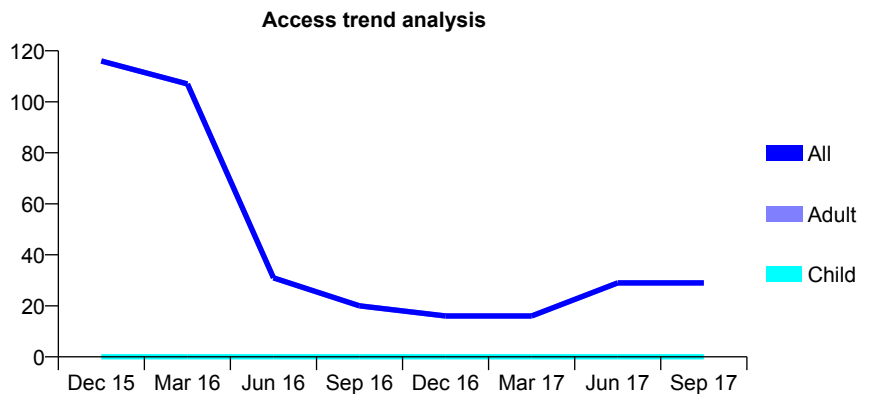
Q55 - Vital Signs At a Glance Contract Report for 118141/0001 - September 2017

Name or company name	HM Prison Service Lowdham Grange
Contract type name	PDS Contract
Purpose of contract	General
Contract start date	01/04/2006
Contract end date	31/03/2021

17/18 Contracted general activity (UDA)	670
Carry forward general activity (UDA)	0
17/18 Contracted orthodontic activity (UOA)	0
Carry forward orthodontic activity (UOA)	0
Baseline contract value	£22,095.29

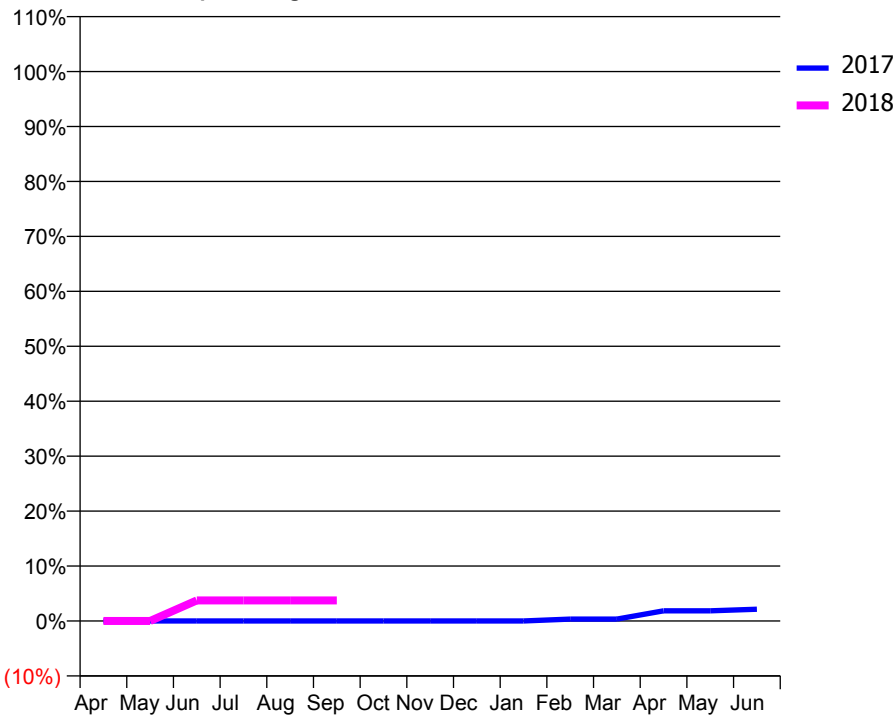
ACCESS*

Patients seen in 24 months	Total	Change since previous quarter
Quarter ending September 2016	20	
Quarter ending December 2016	16	↓
Quarter ending March 2017	16	→
Quarter ending June 2017	29	↑
Quarter ending September 2017	29	→
Variance since September 2016	45.0%	↑



ACTIVITY

Cumulative percentage of contracted UDA delivered 2017 & 2018



Month	Adjusted Scheduled Activity (UDA)	
	2017	2018
April	0	0
May	0	0
June	0	25
July	0	25
August	0	25
September	0	25
October	0	
November	0	
December	0	
January	0	
February	2	
March	2	
April	12	
May	12	
June	14	

QUALITY

	Quantity	Base Number	Contract	AT	Region	England
% of FP17s for the same patient ID Re-attending within 3 months - Children	0	0	N/A	10.4%	11.6%	11.9%
% of FP17s for the same patient ID Re-attending within 3 months - Adults	0	24	0.0%	14.2%	15.2%	15.9%
% of FP17s for the same patient ID Re-attending between 3 & 9 months - Children	0	0	N/A	61.8%	59.1%	58.1%
% of FP17s for the same patient ID Re-attending between 3 & 9 months - Adults	0	24	0.0%	55.7%	51.7%	50.6%
% of FP17s for Band 1 Urgent Courses	1	14	7.1%	7.3%	8.0%	9.1%
% of FP17s Relating to Free Repair or Replacements	0	14	0.0%	0.8%	0.8%	0.8%
% of FP17s Relating to Continuations	0	14	0.0%	1.3%	1.0%	1.1%
% of Patients satisfied with the dentistry they have received	0	0	N/A	90.7%	91.5%	91.4%
% of Patients satisfied with the time they had to wait for an appointment	0	0	N/A	86.7%	88.2%	87.7%

* This is based on patients treated on this contract for their most recent course of treatment. Figures in italics indicate the base number of FP17s or Patient Questionnaire responses are less than 100. N/A is shown where the base number of responses is less than 10 during the period. % is calculated as Quantity/Base number*100

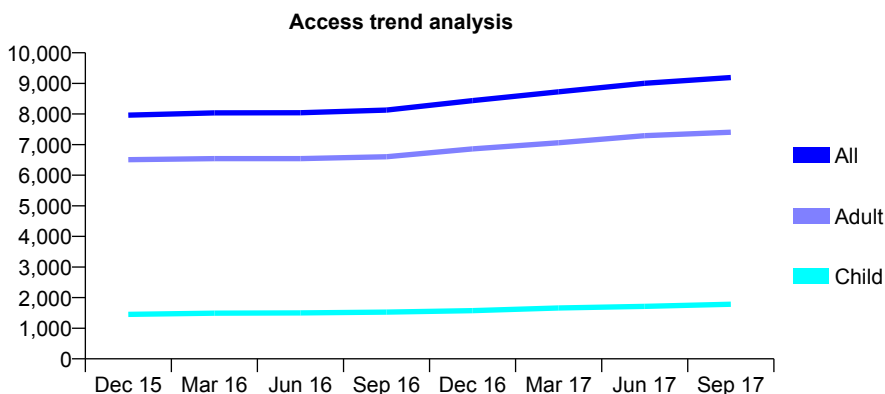
Q55 - Vital Signs At a Glance Contract Report for 118885/0001 - September 2017

Name or company name	Sherwood Dental Centre
Contract type name	GDS Contract
Purpose of contract	General
Contract start date	01/04/2006
Contract end date	

17/18 Contracted general activity (UDA)	28,155
Carry forward general activity (UDA)	0
17/18 Contracted orthodontic activity (UOA)	0
Carry forward orthodontic activity (UOA)	0
Baseline contract value	£526,537.60

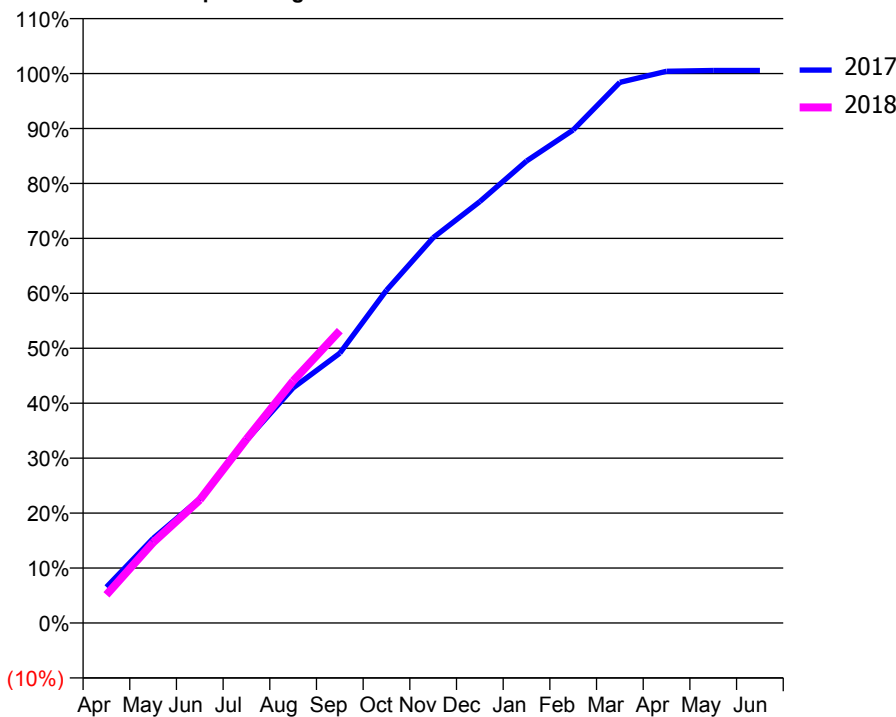
ACCESS*

Patients seen in 24 months	Total	Change since previous quarter
Quarter ending September 2016	8,130	
Quarter ending December 2016	8,437	↑
Quarter ending March 2017	8,724	↑
Quarter ending June 2017	9,004	↑
Quarter ending September 2017	9,193	↑
Variance since September 2016	13.1%	↑



ACTIVITY

Cumulative percentage of contracted UDA delivered 2017 & 2018



Month	Adjusted Scheduled Activity (UDA)	
	2017	2018
April	1,840	1,443
May	4,335	4,122
June	6,363	6,312
July	9,363	9,420
August	12,051	12,407
September	13,824	14,980
October	17,050	
November	19,742	
December	21,592	
January	23,671	
February	25,265	
March	27,705	
April	28,269	
May	28,308	
June	28,309	

QUALITY

	Quantity	Base Number	Contract	AT	Region	England
% of FP17s for the same patient ID Re-attending within 3 months - Children	62	1,452	4.3%	10.4%	11.6%	11.9%
% of FP17s for the same patient ID Re-attending within 3 months - Adults	346	4,930	7.0%	14.2%	15.2%	15.9%
% of FP17s for the same patient ID Re-attending between 3 & 9 months - Children	956	1,452	65.8%	61.8%	59.1%	58.1%
% of FP17s for the same patient ID Re-attending between 3 & 9 months - Adults	2,730	4,930	55.4%	55.7%	51.7%	50.6%
% of FP17s for Band 1 Urgent Courses	223	6,064	3.7%	7.3%	8.0%	9.1%
% of FP17s Relating to Free Repair or Replacements	25	6,064	0.4%	0.8%	0.8%	0.8%
% of FP17s Relating to Continuations	6	6,064	0.1%	1.3%	1.0%	1.1%
% of Patients satisfied with the dentistry they have received	20	24	83.3%	90.7%	91.5%	91.4%
% of Patients satisfied with the time they had to wait for an appointment	22	24	91.7%	86.7%	88.2%	87.7%

* This is based on patients treated on this contract for their most recent course of treatment. Figures in italics indicate the base number of FP17s or Patient Questionnaire responses are less than 100. N/A is shown where the base number of responses is less than 10 during the period. % is calculated as Quantity/Base number*100

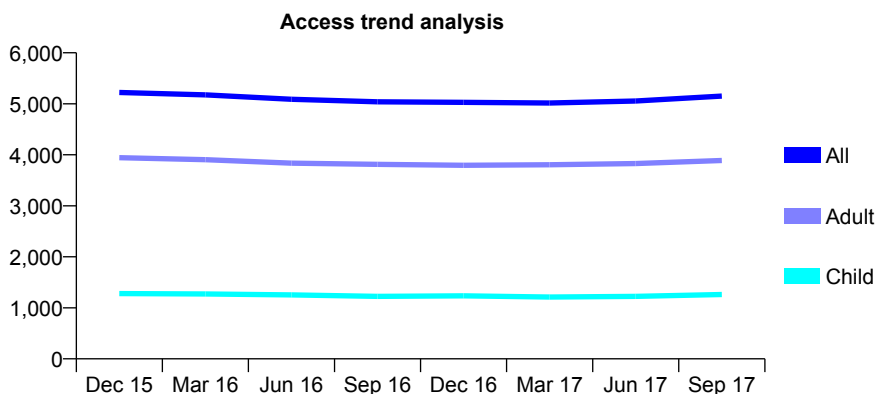
Q55 - Vital Signs At a Glance Contract Report for 119091/0002 - September 2017

Name or company name	TLC 4 Smiles Ashbourne LLP
Contract type name	PDS Contract
Purpose of contract	General
Contract start date	15/02/2010
Contract end date	14/02/2020

17/18 Contracted general activity (UDA)	14,674
Carry forward general activity (UDA)	0
17/18 Contracted orthodontic activity (UOA)	0
Carry forward orthodontic activity (UOA)	0
Baseline contract value	£483,768.64

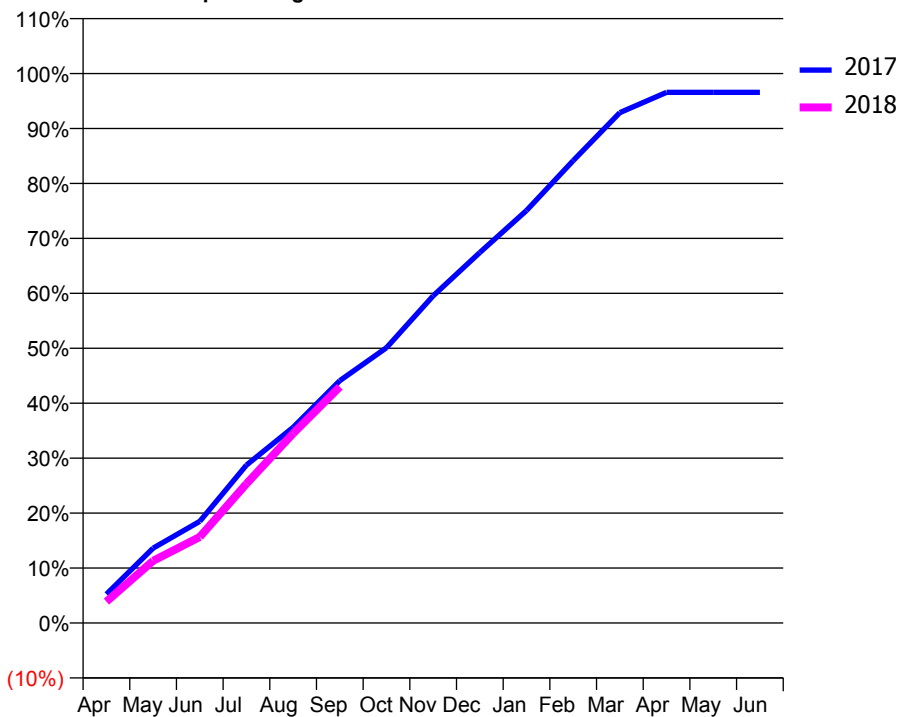
ACCESS*

Patients seen in 24 months	Total	Change since previous quarter
Quarter ending September 2016	5,038	
Quarter ending December 2016	5,028	→
Quarter ending March 2017	5,016	→
Quarter ending June 2017	5,055	→
Quarter ending September 2017	5,151	→
Variance since September 2016	2.2%	↑



ACTIVITY

Cumulative percentage of contracted UDA delivered 2017 & 2018



Month	Adjusted Scheduled Activity (UDA)	
	2017	2018
April	770	571
May	1,998	1,660
June	2,715	2,300
July	4,217	3,721
August	5,227	5,061
September	6,473	6,309
October	7,351	
November	8,736	
December	9,893	
January	11,015	
February	12,348	
March	13,630	
April	14,169	
May	14,169	
June	14,169	

QUALITY

	Quantity	Base Number	Contract	AT	Region	England
% of FP17s for the same patient ID Re-attending within 3 months - Children	39	975	4.0%	10.4%	11.6%	11.9%
% of FP17s for the same patient ID Re-attending within 3 months - Adults	270	2,796	9.7%	14.2%	15.2%	15.9%
% of FP17s for the same patient ID Re-attending between 3 & 9 months - Children	628	975	64.4%	61.8%	59.1%	58.1%
% of FP17s for the same patient ID Re-attending between 3 & 9 months - Adults	1,786	2,796	63.9%	55.7%	51.7%	50.6%
% of FP17s for Band 1 Urgent Courses	232	3,564	6.5%	7.3%	8.0%	9.1%
% of FP17s Relating to Free Repair or Replacements	9	3,564	0.3%	0.8%	0.8%	0.8%
% of FP17s Relating to Continuations	15	3,564	0.4%	1.3%	1.0%	1.1%
% of Patients satisfied with the dentistry they have received	19	19	100.0%	90.7%	91.5%	91.4%
% of Patients satisfied with the time they had to wait for an appointment	16	19	84.2%	86.7%	88.2%	87.7%

* This is based on patients treated on this contract for their most recent course of treatment. Figures in italics indicate the base number of FP17s or Patient Questionnaire responses are less than 100. N/A is shown where the base number of responses is less than 10 during the period. % is calculated as Quantity/Base number*100

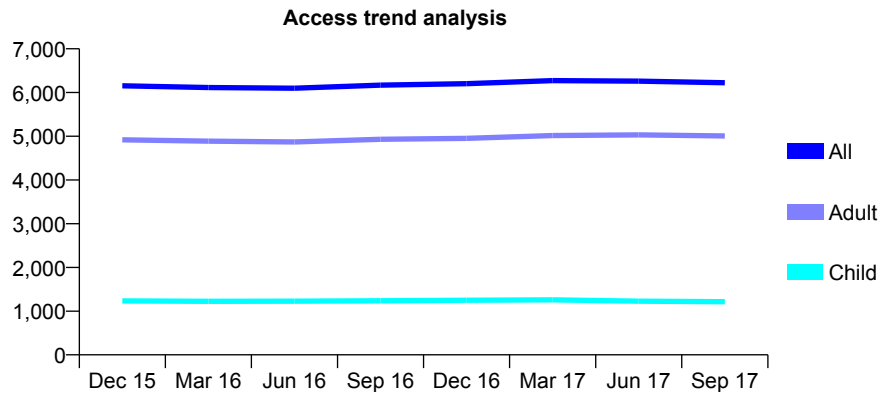
Q55 - Vital Signs At a Glance Contract Report for 119105/0001 - September 2017

Name or company name	THE PEAR TREE DENTAL CENTRE LIMITED
Contract type name	GDS Contract
Purpose of contract	General
Contract start date	01/09/2010
Contract end date	

17/18 Contracted general activity (UDA)	16,518
Carry forward general activity (UDA)	0
17/18 Contracted orthodontic activity (UOA)	0
Carry forward orthodontic activity (UOA)	0
Baseline contract value	£406,733.24

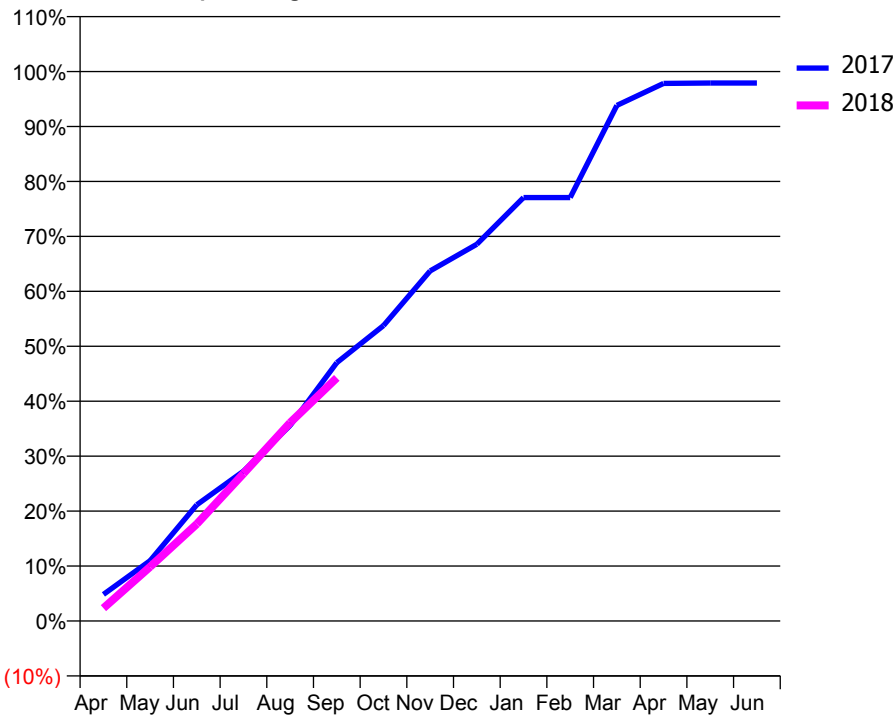
ACCESS*

Patients seen in 24 months	Total	Change since previous quarter
Quarter ending September 2016	6,169	
Quarter ending December 2016	6,201	→
Quarter ending March 2017	6,273	→
Quarter ending June 2017	6,259	→
Quarter ending September 2017	6,223	→
Variance since September 2016	0.9%	→



ACTIVITY

Cumulative percentage of contracted UDA delivered 2017 & 2018



Month	Adjusted Scheduled Activity (UDA)	
	2017	2018
April	833	388
May	1,891	1,629
June	3,638	2,918
July	4,691	4,432
August	6,122	5,962
September	8,089	7,309
October	9,250	
November	10,964	
December	11,796	
January	13,257	
February	13,257	
March	16,143	
April	16,833	
May	16,847	
June	16,847	

QUALITY

	Quantity	Base Number	Contract	AT	Region	England
% of FP17s for the same patient ID Re-attending within 3 months - Children	50	984	5.1%	10.4%	11.6%	11.9%
% of FP17s for the same patient ID Re-attending within 3 months - Adults	388	4,089	9.5%	14.2%	15.2%	15.9%
% of FP17s for the same patient ID Re-attending between 3 & 9 months - Children	679	984	69.0%	61.8%	59.1%	58.1%
% of FP17s for the same patient ID Re-attending between 3 & 9 months - Adults	2,870	4,089	70.2%	55.7%	51.7%	50.6%
% of FP17s for Band 1 Urgent Courses	110	4,675	2.4%	7.3%	8.0%	9.1%
% of FP17s Relating to Free Repair or Replacements	22	4,675	0.5%	0.8%	0.8%	0.8%
% of FP17s Relating to Continuations	87	4,675	1.9%	1.3%	1.0%	1.1%
% of Patients satisfied with the dentistry they have received	15	16	93.8%	90.7%	91.5%	91.4%
% of Patients satisfied with the time they had to wait for an appointment	15	16	93.8%	86.7%	88.2%	87.7%

* This is based on patients treated on this contract for their most recent course of treatment. Figures in italics indicate the base number of FP17s or Patient Questionnaire responses are less than 100. N/A is shown where the base number of responses is less than 10 during the period. % is calculated as Quantity/Base number*100

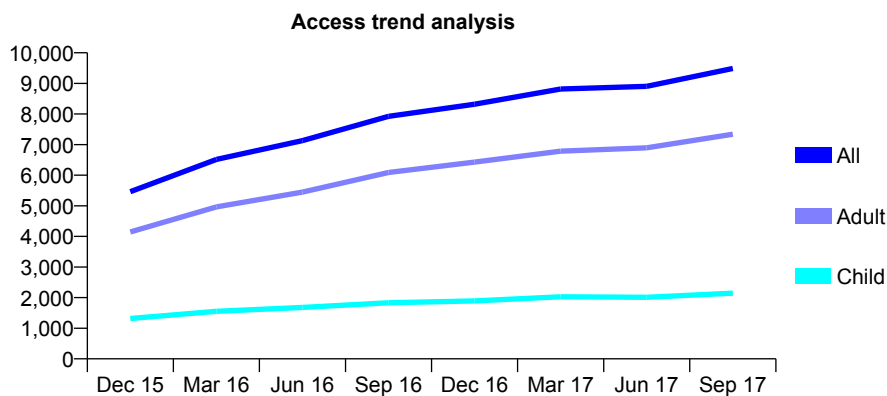
Q55 - Vital Signs At a Glance Contract Report for 120898/0001 - September 2017

Name or company name	Nationwide Healthcare Providers Ltd
Contract type name	GDS Contract
Purpose of contract	General
Contract start date	01/04/2015
Contract end date	

17/18 Contracted general activity (UDA)	27,708
Carry forward general activity (UDA)	0
17/18 Contracted orthodontic activity (UOA)	0
Carry forward orthodontic activity (UOA)	0
Baseline contract value	£550,607.45

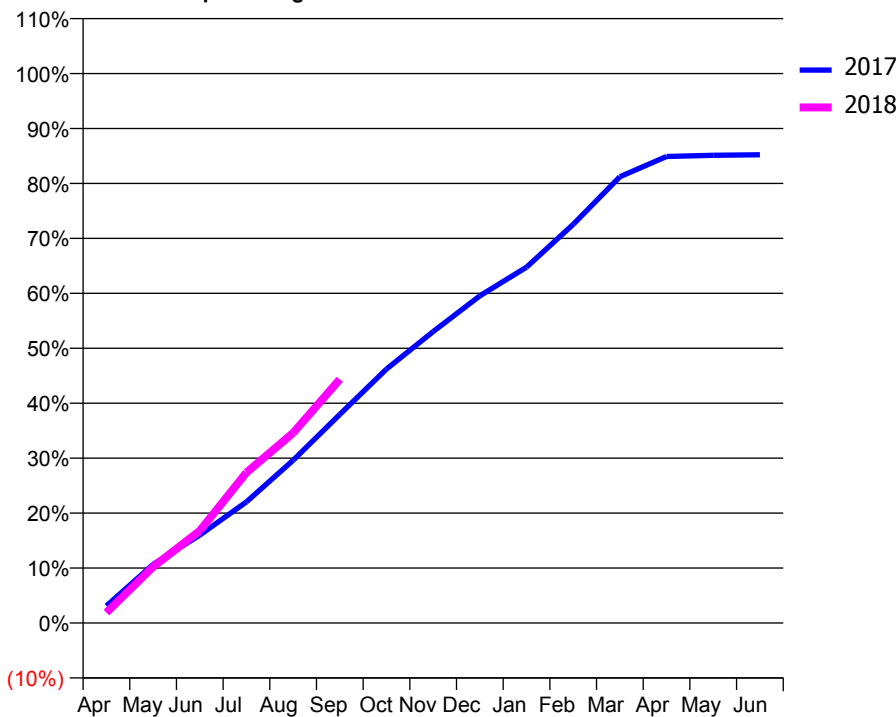
ACCESS*

Patients seen in 24 months	Total	Change since previous quarter
Quarter ending September 2016	7,924	
Quarter ending December 2016	8,322	↑
Quarter ending March 2017	8,815	↑
Quarter ending June 2017	8,906	→
Quarter ending September 2017	9,488	↑
Variance since September 2016	19.7%	↑



ACTIVITY

Cumulative percentage of contracted UDA delivered 2017 & 2018



Month	Adjusted Scheduled Activity (UDA)	
	2017	2018
April	942	527
May	3,210	2,831
June	4,820	4,647
July	6,632	7,586
August	8,913	9,584
September	11,424	12,287
October	13,910	
November	15,963	
December	17,920	
January	19,489	
February	21,832	
March	24,440	
April	25,548	
May	25,619	
June	25,647	

QUALITY

	Quantity	Base Number	Contract	AT	Region	England
% of FP17s for the same patient ID Re-attending within 3 months - Children	141	1,609	8.8%	10.4%	11.6%	11.9%
% of FP17s for the same patient ID Re-attending within 3 months - Adults	717	4,988	14.4%	14.2%	15.2%	15.9%
% of FP17s for the same patient ID Re-attending between 3 & 9 months - Children	850	1,609	52.8%	61.8%	59.1%	58.1%
% of FP17s for the same patient ID Re-attending between 3 & 9 months - Adults	2,415	4,988	48.4%	55.7%	51.7%	50.6%
% of FP17s for Band 1 Urgent Courses	660	5,928	11.1%	7.3%	8.0%	9.1%
% of FP17s Relating to Free Repair or Replacements	18	5,928	0.3%	0.8%	0.8%	0.8%
% of FP17s Relating to Continuations	93	5,928	1.6%	1.3%	1.0%	1.1%
% of Patients satisfied with the dentistry they have received	16	17	94.1%	90.7%	91.5%	91.4%
% of Patients satisfied with the time they had to wait for an appointment	15	17	88.2%	86.7%	88.2%	87.7%

* This is based on patients treated on this contract for their most recent course of treatment. Figures in italics indicate the base number of FP17s or Patient Questionnaire responses are less than 100. N/A is shown where the base number of responses is less than 10 during the period. % is calculated as Quantity/Base number*100

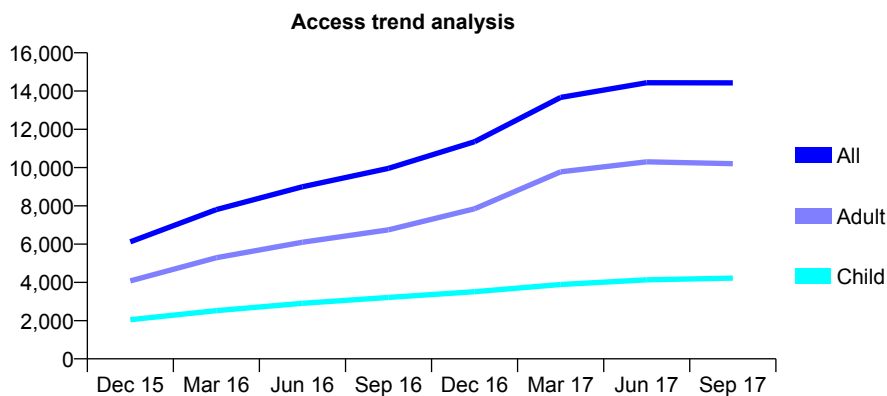
Q55 - Vital Signs At a Glance Contract Report for 120898/0002 - September 2017

Name or company name	Nationwide Healthcare Providers Ltd
Contract type name	GDS Contract
Purpose of contract	General
Contract start date	01/06/2015
Contract end date	

17/18 Contracted general activity (UDA)	36,898
Carry forward general activity (UDA)	0
17/18 Contracted orthodontic activity (UOA)	0
Carry forward orthodontic activity (UOA)	0
Baseline contract value	£834,683.53

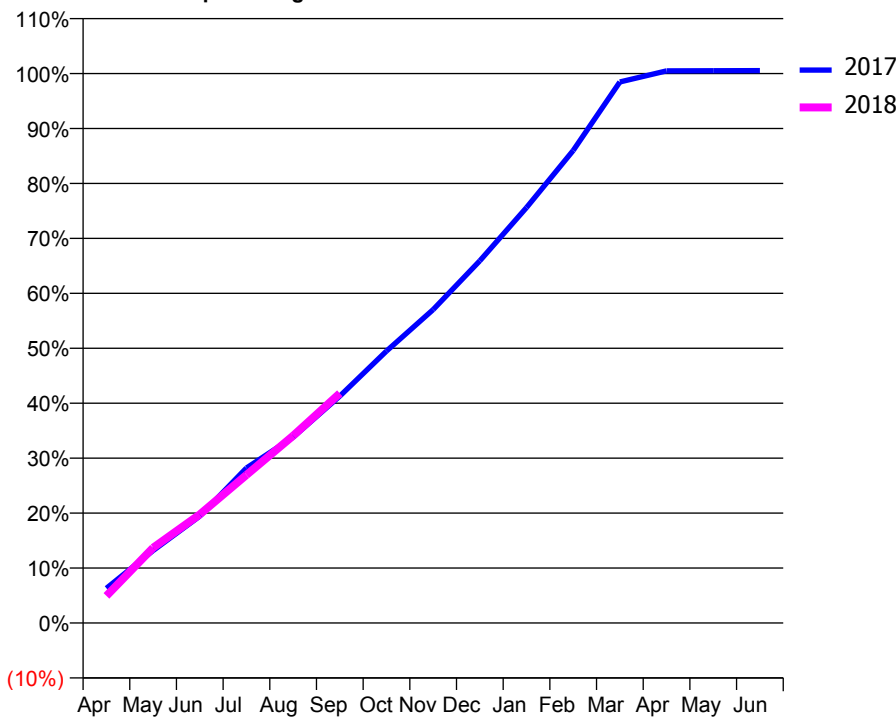
ACCESS*

Patients seen in 24 months	Total	Change since previous quarter
Quarter ending September 2016	9,958	
Quarter ending December 2016	11,354	↑
Quarter ending March 2017	13,666	↑
Quarter ending June 2017	14,434	↑
Quarter ending September 2017	14,427	→
Variance since September 2016	44.9%	↑



ACTIVITY

Cumulative percentage of contracted UDA delivered 2017 & 2018



Month	Adjusted Scheduled Activity (UDA)	
	2017	2018
April	2,456	1,820
May	5,126	5,050
June	7,569	7,291
July	10,974	9,943
August	13,155	12,578
September	16,065	15,427
October	19,249	
November	22,186	
December	25,638	
January	29,407	
February	33,445	
March	38,300	
April	39,083	
May	39,096	
June	39,098	

QUALITY

	Quantity	Base Number	Contract	AT	Region	England
% of FP17s for the same patient ID Re-attending within 3 months - Children	220	2,724	8.1%	10.4%	11.6%	11.9%
% of FP17s for the same patient ID Re-attending within 3 months - Adults	680	4,245	16.0%	14.2%	15.2%	15.9%
% of FP17s for the same patient ID Re-attending between 3 & 9 months - Children	1,457	2,724	53.5%	61.8%	59.1%	58.1%
% of FP17s for the same patient ID Re-attending between 3 & 9 months - Adults	1,514	4,245	35.7%	55.7%	51.7%	50.6%
% of FP17s for Band 1 Urgent Courses	557	6,570	8.5%	7.3%	8.0%	9.1%
% of FP17s Relating to Free Repair or Replacements	24	6,570	0.4%	0.8%	0.8%	0.8%
% of FP17s Relating to Continuations	197	6,570	3.0%	1.3%	1.0%	1.1%
% of Patients satisfied with the dentistry they have received	15	15	100.0%	90.7%	91.5%	91.4%
% of Patients satisfied with the time they had to wait for an appointment	14	15	93.3%	86.7%	88.2%	87.7%

* This is based on patients treated on this contract for their most recent course of treatment. Figures in italics indicate the base number of FP17s or Patient Questionnaire responses are less than 100. N/A is shown where the base number of responses is less than 10 during the period. % is calculated as Quantity/Base number*100

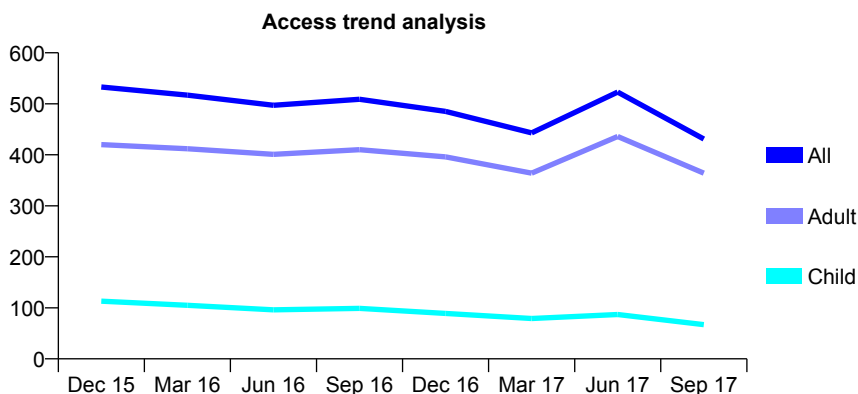
Q55 - Vital Signs At a Glance Contract Report for 121908/0001 - September 2017

Name or company name	Forest Road and Cherry Orchard Mount
Contract type name	GDS Contract
Purpose of contract	General
Contract start date	18/09/2012
Contract end date	31/07/2017

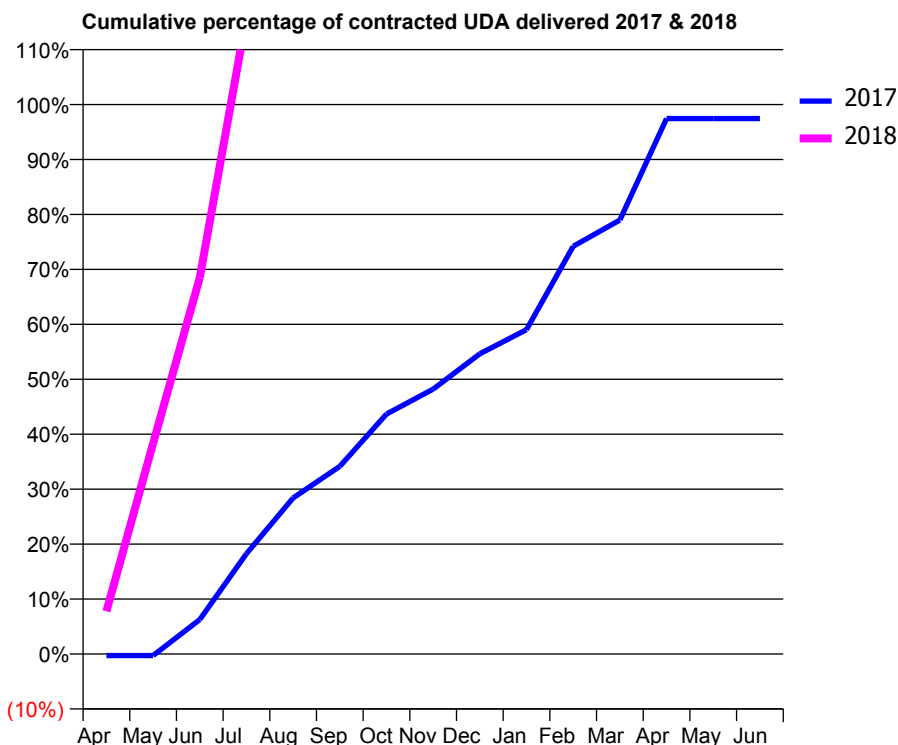
17/18 Contracted general activity (UDA)	685
Carry forward general activity (UDA)	0
17/18 Contracted orthodontic activity (UOA)	0
Carry forward orthodontic activity (UOA)	0
Baseline contract value	£16,026.79

ACCESS*

Patients seen in 24 months	Total	Change since previous quarter
Quarter ending September 2016	509	
Quarter ending December 2016	485	↓
Quarter ending March 2017	443	↓
Quarter ending June 2017	523	↑
Quarter ending September 2017	431	↓
Variance since September 2016	(15.3%)	↓



ACTIVITY



Month	Adjusted Scheduled Activity (UDA)	
	2017	2018
April	-6	53
May	-6	263
June	129	469
July	375	794
August	584	796
September	702	796
October	898	
November	991	
December	1,123	
January	1,213	
February	1,526	
March	1,624	
April	2,003	
May	2,003	
June	2,003	

QUALITY

	Quantity	Base Number	Contract	AT	Region	England
% of FP17s for the same patient ID Re-attending within 3 months - Children	2	31	6.5%	10.4%	11.6%	11.9%
% of FP17s for the same patient ID Re-attending within 3 months - Adults	9	208	4.3%	14.2%	15.2%	15.9%
% of FP17s for the same patient ID Re-attending between 3 & 9 months - Children	5	31	16.1%	61.8%	59.1%	58.1%
% of FP17s for the same patient ID Re-attending between 3 & 9 months - Adults	31	208	14.9%	55.7%	51.7%	50.6%
% of FP17s for Band 1 Urgent Courses	13	190	6.8%	7.3%	8.0%	9.1%
% of FP17s Relating to Free Repair or Replacements	1	190	0.5%	0.8%	0.8%	0.8%
% of FP17s Relating to Continuations	0	190	0.0%	1.3%	1.0%	1.1%
% of Patients satisfied with the dentistry they have received	0	0	N/A	90.7%	91.5%	91.4%
% of Patients satisfied with the time they had to wait for an appointment	0	0	N/A	86.7%	88.2%	87.7%

* This is based on patients treated on this contract for their most recent course of treatment. Figures in italics indicate the base number of FP17s or Patient Questionnaire responses are less than 100. N/A is shown where the base number of responses is less than 10 during the period. % is calculated as Quantity/Base number*100

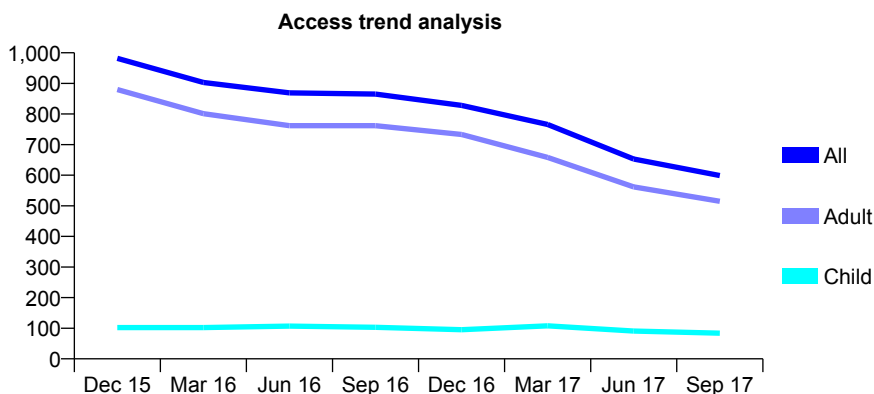
Q55 - Vital Signs At a Glance Contract Report for 121908/0002 - September 2017

Name or company name	Forest Road and Cherry Orchard Mount
Contract type name	GDS Contract
Purpose of contract	General
Contract start date	18/09/2012
Contract end date	

17/18 Contracted general activity (UDA)	3,955
Carry forward general activity (UDA)	0
17/18 Contracted orthodontic activity (UOA)	0
Carry forward orthodontic activity (UOA)	0
Baseline contract value	£102,647.00

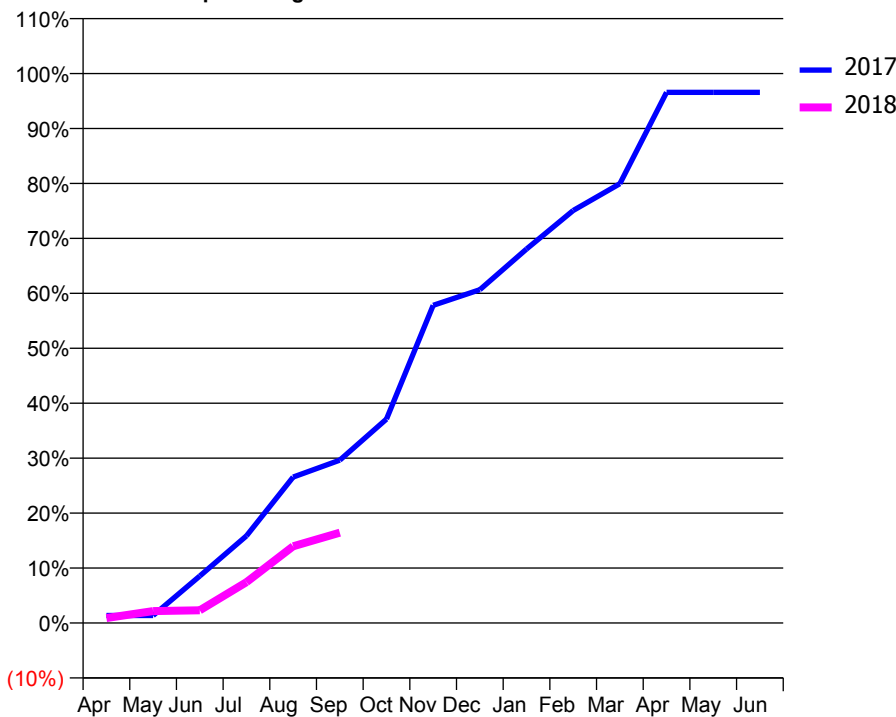
ACCESS*

Patients seen in 24 months	Total	Change since previous quarter
Quarter ending September 2016	865	
Quarter ending December 2016	828	↓
Quarter ending March 2017	766	↓
Quarter ending June 2017	653	↓
Quarter ending September 2017	599	↓
Variance since September 2016	(30.8%)	↓



ACTIVITY

Cumulative percentage of contracted UDA delivered 2017 & 2018



Adjusted Scheduled Activity (UDA)

Month	2017	2018
April	49	36
May	49	86
June	304	92
July	564	294
August	944	553
September	1,054	650
October	1,320	
November	2,056	
December	2,156	
January	2,419	
February	2,669	
March	2,842	
April	3,433	
May	3,433	
June	3,433	

QUALITY

	Quantity	Base Number	Contract	AT	Region	England
% of FP17s for the same patient ID Re-attending within 3 months - Children	4	46	8.7%	10.4%	11.6%	11.9%
% of FP17s for the same patient ID Re-attending within 3 months - Adults	11	243	4.5%	14.2%	15.2%	15.9%
% of FP17s for the same patient ID Re-attending between 3 & 9 months - Children	9	46	19.6%	61.8%	59.1%	58.1%
% of FP17s for the same patient ID Re-attending between 3 & 9 months - Adults	87	243	35.8%	55.7%	51.7%	50.6%
% of FP17s for Band 1 Urgent Courses	18	186	9.7%	7.3%	8.0%	9.1%
% of FP17s Relating to Free Repair or Replacements	1	186	0.5%	0.8%	0.8%	0.8%
% of FP17s Relating to Continuations	0	186	0.0%	1.3%	1.0%	1.1%
% of Patients satisfied with the dentistry they have received	1	1	N/A	90.7%	91.5%	91.4%
% of Patients satisfied with the time they had to wait for an appointment	1	1	N/A	86.7%	88.2%	87.7%

* This is based on patients treated on this contract for their most recent course of treatment. Figures in italics indicate the base number of FP17s or Patient Questionnaire responses are less than 100. N/A is shown where the base number of responses is less than 10 during the period. % is calculated as Quantity/Base number*100

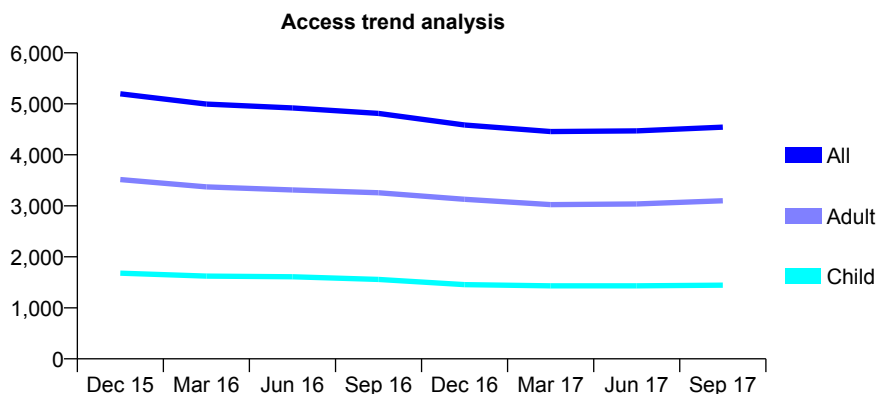
Q55 - Vital Signs At a Glance Contract Report for 124788/0002 - September 2017

Name or company name	Laxsh Ltd
Contract type name	GDS Contract
Purpose of contract	General
Contract start date	23/02/2009
Contract end date	

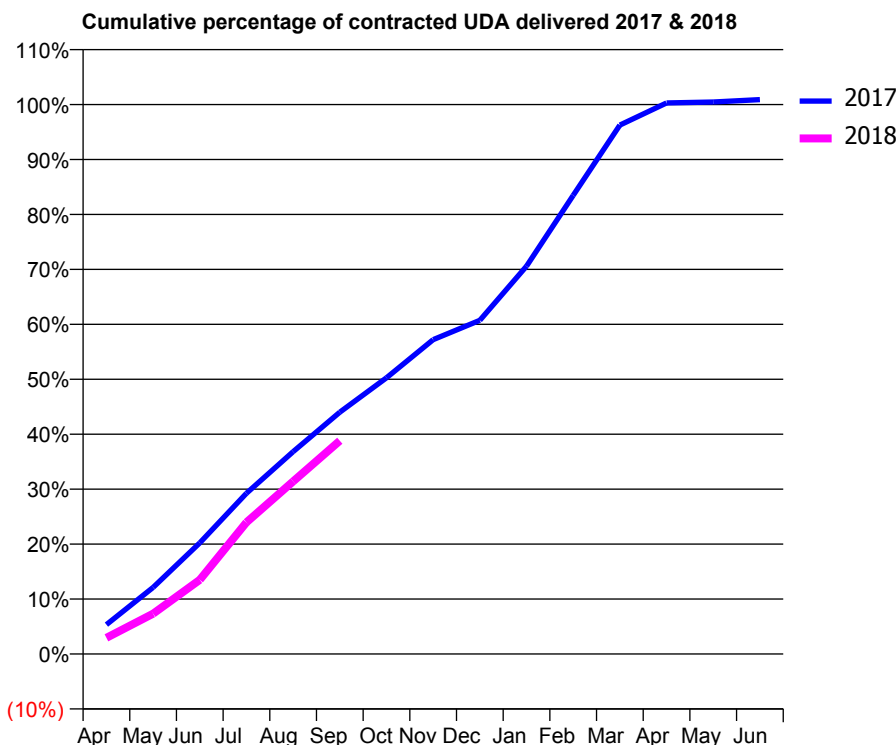
17/18 Contracted general activity (UDA)	14,000
Carry forward general activity (UDA)	0
17/18 Contracted orthodontic activity (UOA)	0
Carry forward orthodontic activity (UOA)	0
Baseline contract value	£320,946.06

ACCESS*

Patients seen in 24 months	Total	Change since previous quarter
Quarter ending September 2016	4,813	
Quarter ending December 2016	4,585	↓
Quarter ending March 2017	4,455	↓
Quarter ending June 2017	4,468	→
Quarter ending September 2017	4,543	→
Variance since September 2016	(5.6%)	↓



ACTIVITY



Month	Adjusted Scheduled Activity (UDA)	
	2017	2018
April	748	412
May	1,697	1,027
June	2,831	1,890
July	4,094	3,356
August	5,157	4,399
September	6,162	5,432
October	7,037	
November	8,008	
December	8,502	
January	9,880	
February	11,686	
March	13,474	
April	14,039	
May	14,064	
June	14,125	

QUALITY

	Quantity	Base Number	Contract	AT	Region	England
% of FP17s for the same patient ID Re-attending within 3 months - Children	51	985	5.2%	10.4%	11.6%	11.9%
% of FP17s for the same patient ID Re-attending within 3 months - Adults	226	1,957	11.5%	14.2%	15.2%	15.9%
% of FP17s for the same patient ID Re-attending between 3 & 9 months - Children	569	985	57.8%	61.8%	59.1%	58.1%
% of FP17s for the same patient ID Re-attending between 3 & 9 months - Adults	1,135	1,957	58.0%	55.7%	51.7%	50.6%
% of FP17s for Band 1 Urgent Courses	138	2,668	5.2%	7.3%	8.0%	9.1%
% of FP17s Relating to Free Repair or Replacements	16	2,668	0.6%	0.8%	0.8%	0.8%
% of FP17s Relating to Continuations	52	2,668	1.9%	1.3%	1.0%	1.1%
% of Patients satisfied with the dentistry they have received	6	7	N/A	90.7%	91.5%	91.4%
% of Patients satisfied with the time they had to wait for an appointment	6	7	N/A	86.7%	88.2%	87.7%

* This is based on patients treated on this contract for their most recent course of treatment. Figures in italics indicate the base number of FP17s or Patient Questionnaire responses are less than 100. N/A is shown where the base number of responses is less than 10 during the period. % is calculated as Quantity/Base number*100

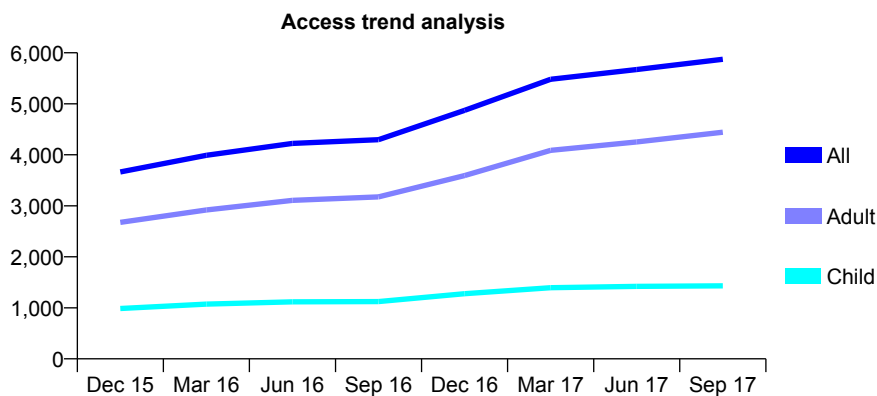
Q55 - Vital Signs At a Glance Contract Report for 124931/0001 - September 2017

Name or company name	Goyt Valley Medical & Dental Practice
Contract type name	GDS Contract
Purpose of contract	General
Contract start date	01/04/2008
Contract end date	

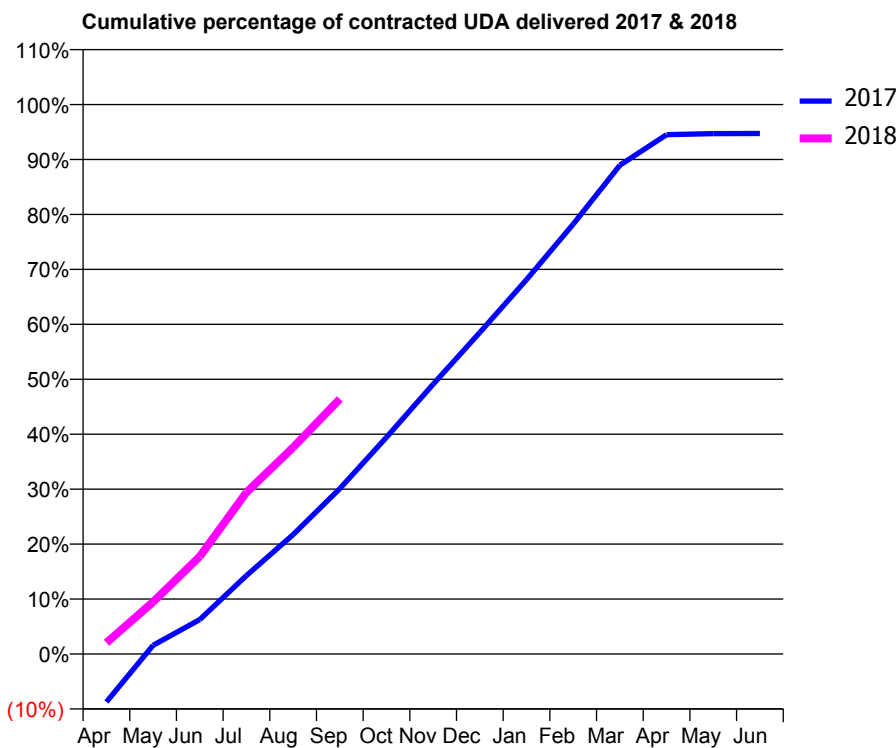
17/18 Contracted general activity (UDA)	19,370
Carry forward general activity (UDA)	0
17/18 Contracted orthodontic activity (UOA)	0
Carry forward orthodontic activity (UOA)	0
Baseline contract value	£617,558.86

ACCESS*

Patients seen in 24 months	Total	Change since previous quarter
Quarter ending September 2016	4,298	
Quarter ending December 2016	4,871	↑
Quarter ending March 2017	5,482	↑
Quarter ending June 2017	5,672	↑
Quarter ending September 2017	5,874	↑
Variance since September 2016	36.7%	↑



ACTIVITY



Month	Adjusted Scheduled Activity (UDA)	
	2017	2018
April	-1,696	397
May	309	1,834
June	1,213	3,439
July	2,767	5,699
August	4,211	7,282
September	5,832	8,991
October	7,641	
November	9,509	
December	11,337	
January	13,199	
February	15,153	
March	17,228	
April	18,304	
May	18,341	
June	18,348	

QUALITY

	Quantity	Base Number	Contract	AT	Region	England
% of FP17s for the same patient ID Re-attending within 3 months - Children	85	1,176	7.2%	10.4%	11.6%	11.9%
% of FP17s for the same patient ID Re-attending within 3 months - Adults	558	3,725	15.0%	14.2%	15.2%	15.9%
% of FP17s for the same patient ID Re-attending between 3 & 9 months - Children	780	1,176	66.3%	61.8%	59.1%	58.1%
% of FP17s for the same patient ID Re-attending between 3 & 9 months - Adults	2,189	3,725	58.8%	55.7%	51.7%	50.6%
% of FP17s for Band 1 Urgent Courses	288	4,454	6.5%	7.3%	8.0%	9.1%
% of FP17s Relating to Free Repair or Replacements	52	4,454	1.2%	0.8%	0.8%	0.8%
% of FP17s Relating to Continuations	42	4,454	0.9%	1.3%	1.0%	1.1%
% of Patients satisfied with the dentistry they have received	21	22	95.5%	90.7%	91.5%	91.4%
% of Patients satisfied with the time they had to wait for an appointment	20	22	90.9%	86.7%	88.2%	87.7%

* This is based on patients treated on this contract for their most recent course of treatment. Figures in italics indicate the base number of FP17s or Patient Questionnaire responses are less than 100. N/A is shown where the base number of responses is less than 10 during the period. % is calculated as Quantity/Base number*100

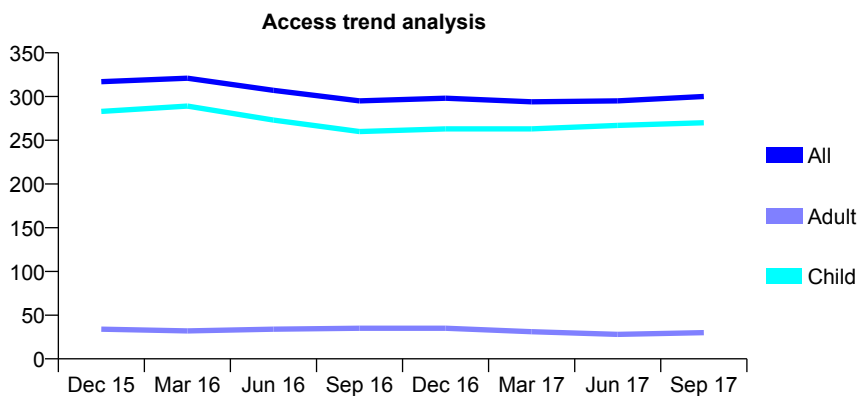
Q55 - Vital Signs At a Glance Contract Report for 125563/0001 - September 2017

Name or company name	S Goodwin Limited*
Contract type name	GDS Contract
Purpose of contract	General
Contract start date	01/10/2008
Contract end date	

17/18 Contracted general activity (UDA)	815
Carry forward general activity (UDA)	0
17/18 Contracted orthodontic activity (UOA)	0
Carry forward orthodontic activity (UOA)	0
Baseline contract value	£25,827.94

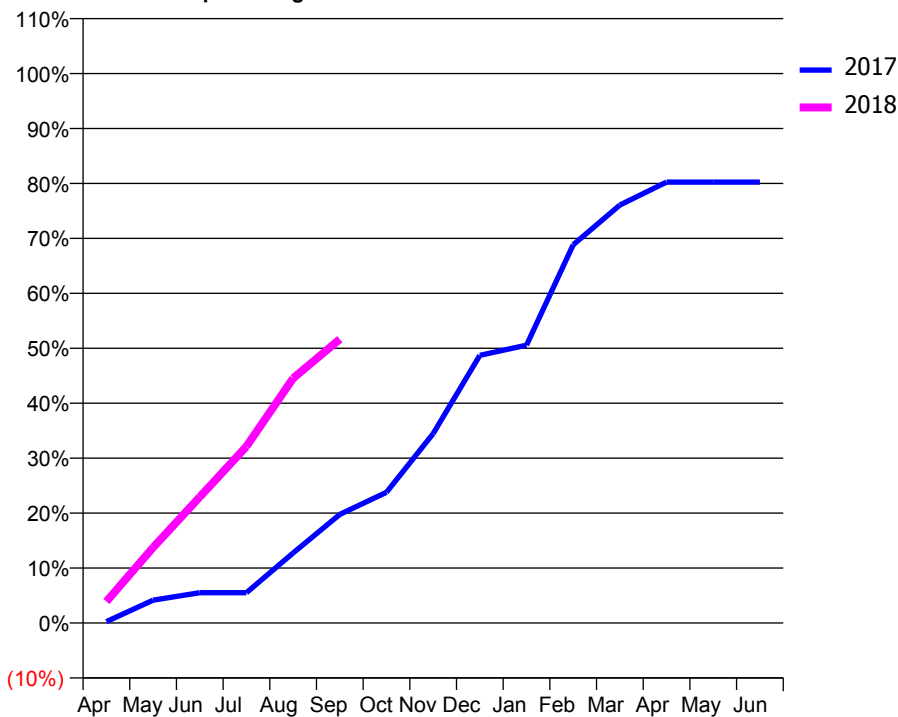
ACCESS*

Patients seen in 24 months	Total	Change since previous quarter
Quarter ending September 2016	295	
Quarter ending December 2016	298	→
Quarter ending March 2017	294	↓
Quarter ending June 2017	295	→
Quarter ending September 2017	300	→
Variance since September 2016	1.7%	→



ACTIVITY

Cumulative percentage of contracted UDA delivered 2017 & 2018



Month	Adjusted Scheduled Activity (UDA)	
	2017	2018
April	2	32
May	34	112
June	45	187
July	45	262
August	104	363
September	161	421
October	194	
November	281	
December	397	
January	412	
February	561	
March	620	
April	654	
May	654	
June	654	

QUALITY

	Quantity	Base Number	Contract	AT	Region	England
% of FP17s for the same patient ID Re-attending within 3 months - Children	47	289	16.3%	10.4%	11.6%	11.9%
% of FP17s for the same patient ID Re-attending within 3 months - Adults	0	0	N/A	14.2%	15.2%	15.9%
% of FP17s for the same patient ID Re-attending between 3 & 9 months - Children	189	289	65.4%	61.8%	59.1%	58.1%
% of FP17s for the same patient ID Re-attending between 3 & 9 months - Adults	0	0	N/A	55.7%	51.7%	50.6%
% of FP17s for Band 1 Urgent Courses	0	273	0.0%	7.3%	8.0%	9.1%
% of FP17s Relating to Free Repair or Replacements	0	273	0.0%	0.8%	0.8%	0.8%
% of FP17s Relating to Continuations	8	273	2.9%	1.3%	1.0%	1.1%
% of Patients satisfied with the dentistry they have received	1	1	N/A	90.7%	91.5%	91.4%
% of Patients satisfied with the time they had to wait for an appointment	1	1	N/A	86.7%	88.2%	87.7%

* This is based on patients treated on this contract for their most recent course of treatment. Figures in italics indicate the base number of FP17s or Patient Questionnaire responses are less than 100. N/A is shown where the base number of responses is less than 10 during the period. % is calculated as Quantity/Base number*100

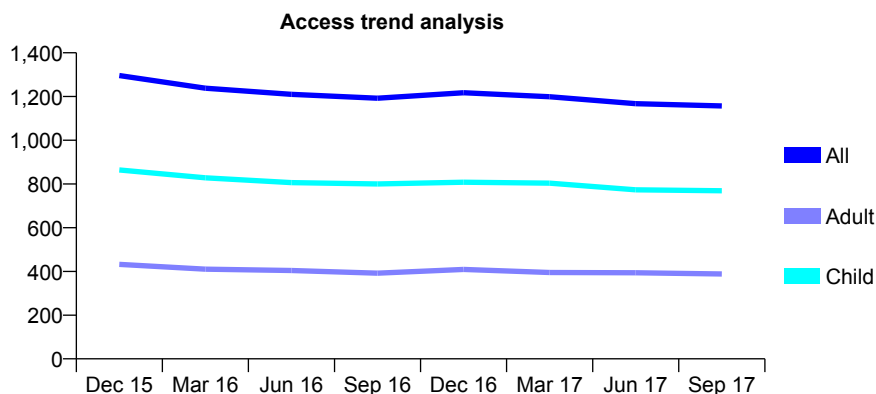
Q55 - Vital Signs At a Glance Contract Report for 125725/0001 - September 2017

Name or company name	D A Bradley Ltd
Contract type name	GDS Contract
Purpose of contract	General
Contract start date	01/09/2008
Contract end date	

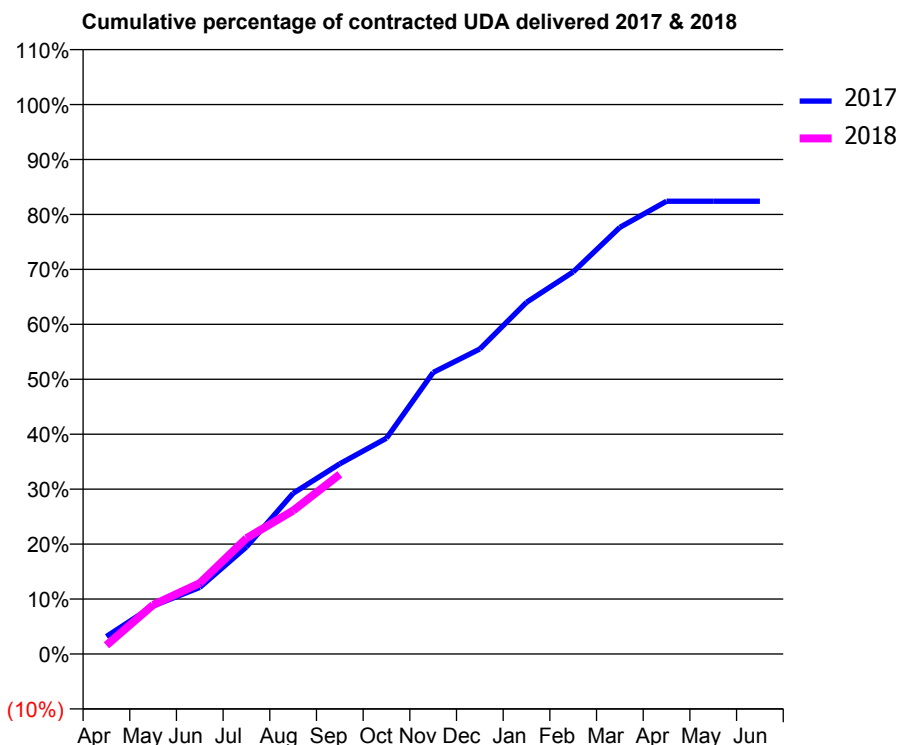
17/18 Contracted general activity (UDA)	3,700
Carry forward general activity (UDA)	0
17/18 Contracted orthodontic activity (UOA)	0
Carry forward orthodontic activity (UOA)	0
Baseline contract value	£100,172.78

ACCESS*

Patients seen in 24 months	Total	Change since previous quarter
Quarter ending September 2016	1,192	
Quarter ending December 2016	1,217	↑
Quarter ending March 2017	1,199	↓
Quarter ending June 2017	1,167	↓
Quarter ending September 2017	1,157	→
Variance since September 2016	(2.9%)	↓



ACTIVITY



Month	Adjusted Scheduled Activity (UDA)	
	2017	2018
April	128	59
May	350	331
June	485	477
July	780	780
August	1,170	966
September	1,385	1,210
October	1,571	
November	2,049	
December	2,220	
January	2,560	
February	2,782	
March	3,106	
April	3,296	
May	3,296	
June	3,296	

QUALITY

	Quantity	Base Number	Contract	AT	Region	England
% of FP17s for the same patient ID Re-attending within 3 months - Children	33	569	5.8%	10.4%	11.6%	11.9%
% of FP17s for the same patient ID Re-attending within 3 months - Adults	20	187	10.7%	14.2%	15.2%	15.9%
% of FP17s for the same patient ID Re-attending between 3 & 9 months - Children	347	569	61.0%	61.8%	59.1%	58.1%
% of FP17s for the same patient ID Re-attending between 3 & 9 months - Adults	118	187	63.1%	55.7%	51.7%	50.6%
% of FP17s for Band 1 Urgent Courses	1	659	0.2%	7.3%	8.0%	9.1%
% of FP17s Relating to Free Repair or Replacements	0	659	0.0%	0.8%	0.8%	0.8%
% of FP17s Relating to Continuations	14	659	2.1%	1.3%	1.0%	1.1%
% of Patients satisfied with the dentistry they have received	3	3	N/A	90.7%	91.5%	91.4%
% of Patients satisfied with the time they had to wait for an appointment	3	3	N/A	86.7%	88.2%	87.7%

* This is based on patients treated on this contract for their most recent course of treatment. Figures in italics indicate the base number of FP17s or Patient Questionnaire responses are less than 100. N/A is shown where the base number of responses is less than 10 during the period. % is calculated as Quantity/Base number*100

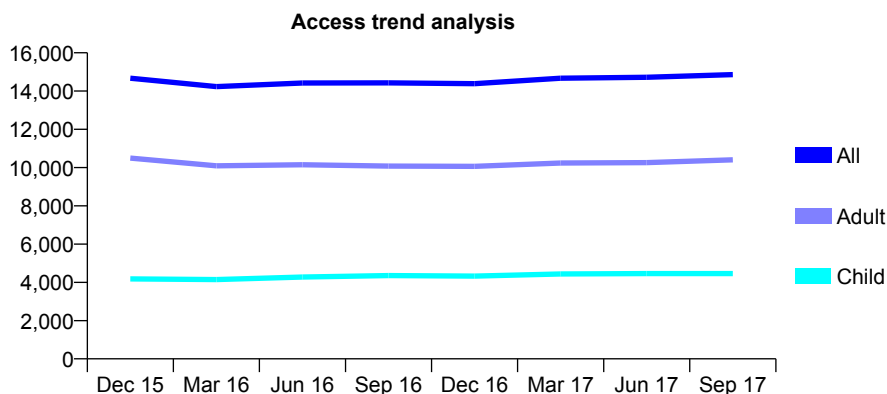
Q55 - Vital Signs At a Glance Contract Report for 126667/0001 - September 2017

Name or company name	Nationwide Healthcare - Normanton Road f
Contract type name	GDS Contract
Purpose of contract	General
Contract start date	17/02/2009
Contract end date	

17/18 Contracted general activity (UDA)	40,218
Carry forward general activity (UDA)	0
17/18 Contracted orthodontic activity (UOA)	0
Carry forward orthodontic activity (UOA)	0
Baseline contract value	£973,079.95

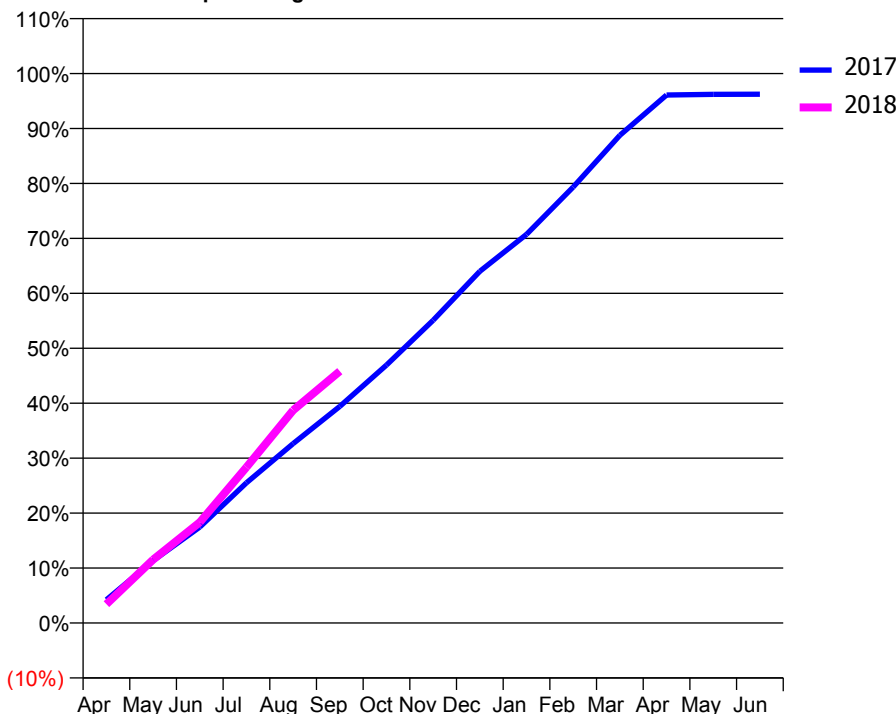
ACCESS*

Patients seen in 24 months	Total	Change since previous quarter
Quarter ending September 2016	14,428	
Quarter ending December 2016	14,389	→
Quarter ending March 2017	14,670	→
Quarter ending June 2017	14,721	→
Quarter ending September 2017	14,859	→
Variance since September 2016	3.0%	↑



ACTIVITY

Cumulative percentage of contracted UDA delivered 2017 & 2018



Month	Adjusted Scheduled Activity (UDA)	
	2017	2018
April	1,955	1,384
May	5,242	4,643
June	8,068	7,373
July	11,790	11,407
August	15,091	15,571
September	18,221	18,428
October	21,698	
November	25,463	
December	29,577	
January	32,692	
February	36,669	
March	41,019	
April	44,413	
May	44,468	
June	44,471	

QUALITY

	Quantity	Base Number	Contract	AT	Region	England
% of FP17s for the same patient ID Re-attending within 3 months - Children	256	3,104	8.2%	10.4%	11.6%	11.9%
% of FP17s for the same patient ID Re-attending within 3 months - Adults	908	5,779	15.7%	14.2%	15.2%	15.9%
% of FP17s for the same patient ID Re-attending between 3 & 9 months - Children	1,638	3,104	52.8%	61.8%	59.1%	58.1%
% of FP17s for the same patient ID Re-attending between 3 & 9 months - Adults	2,384	5,779	41.3%	55.7%	51.7%	50.6%
% of FP17s for Band 1 Urgent Courses	633	7,613	8.3%	7.3%	8.0%	9.1%
% of FP17s Relating to Free Repair or Replacements	51	7,613	0.7%	0.8%	0.8%	0.8%
% of FP17s Relating to Continuations	152	7,613	2.0%	1.3%	1.0%	1.1%
% of Patients satisfied with the dentistry they have received	19	21	90.5%	90.7%	91.5%	91.4%
% of Patients satisfied with the time they had to wait for an appointment	17	21	81.0%	86.7%	88.2%	87.7%

* This is based on patients treated on this contract for their most recent course of treatment. Figures in italics indicate the base number of FP17s or Patient Questionnaire responses are less than 100. N/A is shown where the base number of responses is less than 10 during the period. % is calculated as Quantity/Base number*100

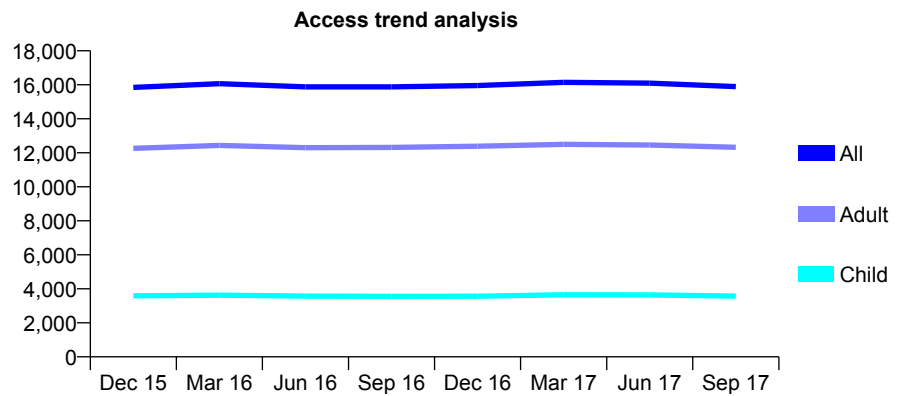
Q55 - Vital Signs At a Glance Contract Report for 127000/0001 - September 2017

Name or company name	Petrie Tucker & Partners Ltd
Contract type name	GDS Contract
Purpose of contract	General
Contract start date	01/04/2012
Contract end date	

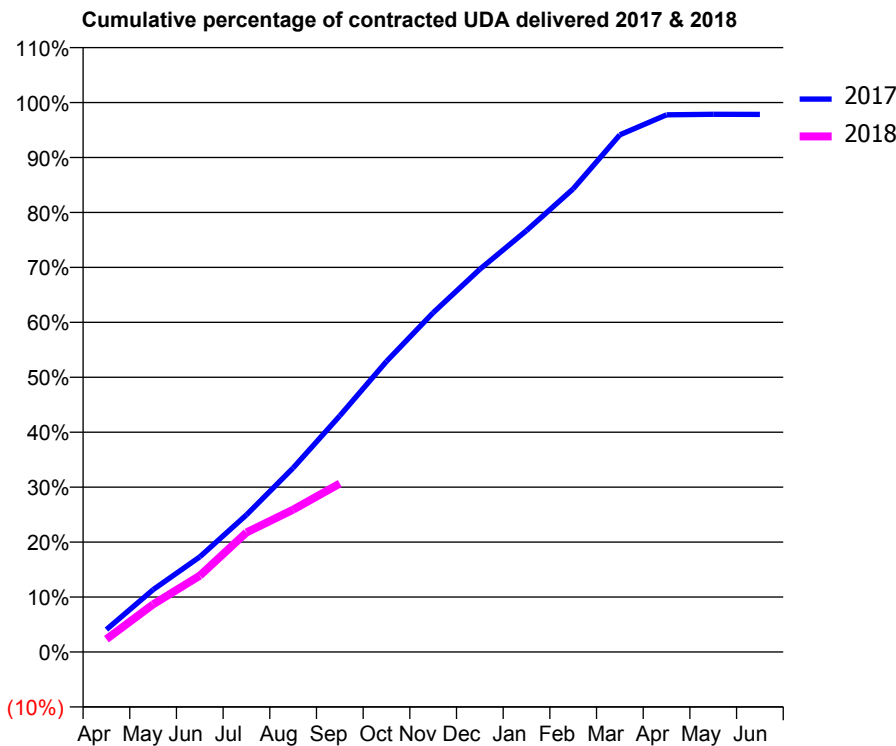
17/18 Contracted general activity (UDA)	52,324
Carry forward general activity (UDA)	0
17/18 Contracted orthodontic activity (UOA)	0
Carry forward orthodontic activity (UOA)	0
Baseline contract value	£1,233,539.46

ACCESS*

Patients seen in 24 months	Total	Change since previous quarter
Quarter ending September 2016	15,876	
Quarter ending December 2016	15,954	→
Quarter ending March 2017	16,143	→
Quarter ending June 2017	16,097	→
Quarter ending September 2017	15,896	↓
Variance since September 2016	0.1%	→



ACTIVITY



Month	Adjusted Scheduled Activity (UDA)	
	2017	2018
April	1,825	1,227
May	5,056	4,544
June	7,711	7,275
July	11,112	11,388
August	14,919	13,553
September	19,141	16,040
October	23,548	
November	27,488	
December	31,016	
January	34,146	
February	37,530	
March	41,910	
April	43,531	
May	43,568	
June	43,562	

QUALITY

	Quantity	Base Number	Contract	AT	Region	England
% of FP17s for the same patient ID Re-attending within 3 months - Children	119	2,104	5.7%	10.4%	11.6%	11.9%
% of FP17s for the same patient ID Re-attending within 3 months - Adults	776	6,597	11.8%	14.2%	15.2%	15.9%
% of FP17s for the same patient ID Re-attending between 3 & 9 months - Children	1,105	2,104	52.5%	61.8%	59.1%	58.1%
% of FP17s for the same patient ID Re-attending between 3 & 9 months - Adults	3,462	6,597	52.5%	55.7%	51.7%	50.6%
% of FP17s for Band 1 Urgent Courses	361	7,997	4.5%	7.3%	8.0%	9.1%
% of FP17s Relating to Free Repair or Replacements	58	7,997	0.7%	0.8%	0.8%	0.8%
% of FP17s Relating to Continuations	237	7,997	3.0%	1.3%	1.0%	1.1%
% of Patients satisfied with the dentistry they have received	18	23	78.3%	90.7%	91.5%	91.4%
% of Patients satisfied with the time they had to wait for an appointment	21	23	91.3%	86.7%	88.2%	87.7%

* This is based on patients treated on this contract for their most recent course of treatment. Figures in italics indicate the base number of FP17s or Patient Questionnaire responses are less than 100. N/A is shown where the base number of responses is less than 10 during the period. % is calculated as Quantity/Base number*100

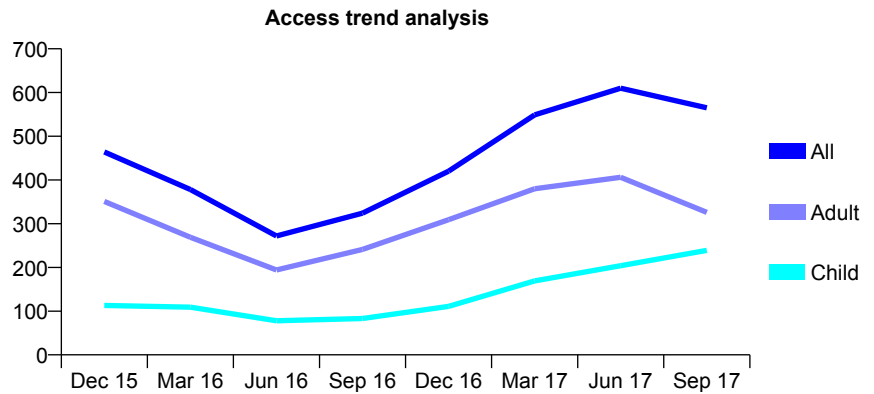
Q55 - Vital Signs At a Glance Contract Report for 128597/0001 - September 2017

Name or company name	Creswell Dental Limited
Contract type name	GDS Contract
Purpose of contract	General
Contract start date	01/07/2013
Contract end date	

17/18 Contracted general activity (UDA)	1,760
Carry forward general activity (UDA)	0
17/18 Contracted orthodontic activity (UOA)	0
Carry forward orthodontic activity (UOA)	0
Baseline contract value	£47,811.86

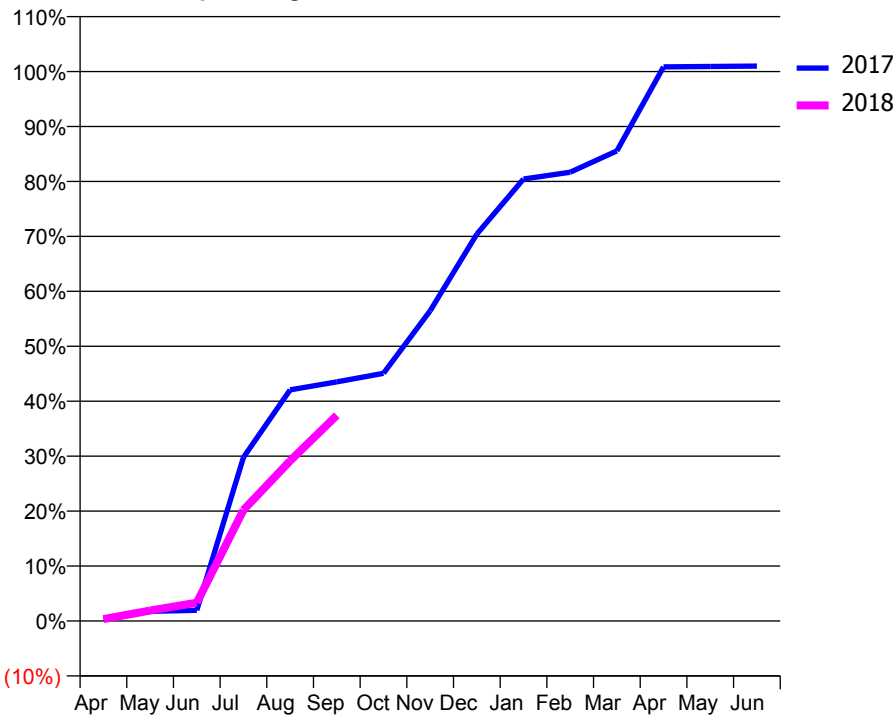
ACCESS*

Patients seen in 24 months	Total	Change since previous quarter
Quarter ending September 2016	324	
Quarter ending December 2016	420	↑
Quarter ending March 2017	549	↑
Quarter ending June 2017	610	↑
Quarter ending September 2017	565	↓
Variance since September 2016	74.4%	↑



ACTIVITY

Cumulative percentage of contracted UDA delivered 2017 & 2018



Month	Adjusted Scheduled Activity (UDA)	
	2017	2018
April	8	6
May	31	34
June	34	59
July	524	356
August	740	513
September	766	659
October	793	
November	994	
December	1,239	
January	1,416	
February	1,437	
March	1,506	
April	1,775	
May	1,776	
June	1,777	

QUALITY

	Quantity	Base Number	Contract	AT	Region	England
% of FP17s for the same patient ID Re-attending within 3 months - Children	15	262	5.7%	10.4%	11.6%	11.9%
% of FP17s for the same patient ID Re-attending within 3 months - Adults	13	373	3.5%	14.2%	15.2%	15.9%
% of FP17s for the same patient ID Re-attending between 3 & 9 months - Children	23	262	8.8%	61.8%	59.1%	58.1%
% of FP17s for the same patient ID Re-attending between 3 & 9 months - Adults	36	373	9.7%	55.7%	51.7%	50.6%
% of FP17s for Band 1 Urgent Courses	99	442	22.4%	7.3%	8.0%	9.1%
% of FP17s Relating to Free Repair or Replacements	0	442	0.0%	0.8%	0.8%	0.8%
% of FP17s Relating to Continuations	4	442	0.9%	1.3%	1.0%	1.1%
% of Patients satisfied with the dentistry they have received	0	0	N/A	90.7%	91.5%	91.4%
% of Patients satisfied with the time they had to wait for an appointment	0	0	N/A	86.7%	88.2%	87.7%

* This is based on patients treated on this contract for their most recent course of treatment. Figures in italics indicate the base number of FP17s or Patient Questionnaire responses are less than 100. N/A is shown where the base number of responses is less than 10 during the period. % is calculated as Quantity/Base number*100

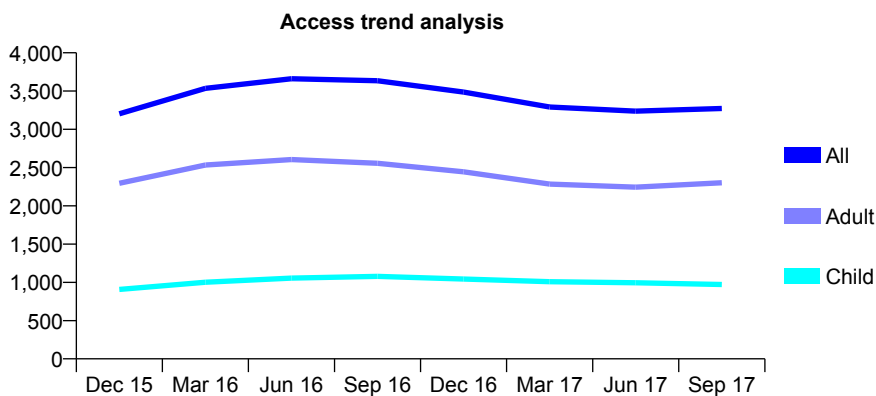
Q55 - Vital Signs At a Glance Contract Report for 128597/0002 - September 2017

Name or company name	Creswell Dental Limited
Contract type name	GDS Contract
Purpose of contract	General
Contract start date	01/07/2013
Contract end date	

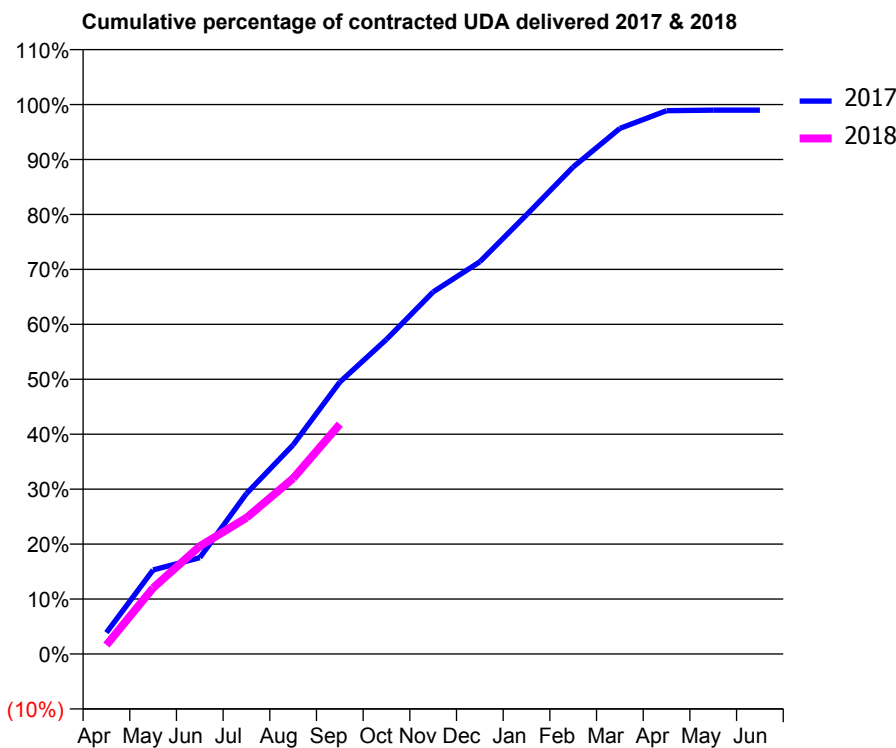
17/18 Contracted general activity (UDA)	10,000
Carry forward general activity (UDA)	0
17/18 Contracted orthodontic activity (UOA)	0
Carry forward orthodontic activity (UOA)	0
Baseline contract value	£380,448.16

ACCESS*

Patients seen in 24 months	Total	Change since previous quarter
Quarter ending September 2016	3,634	
Quarter ending December 2016	3,487	↓
Quarter ending March 2017	3,292	↓
Quarter ending June 2017	3,238	↓
Quarter ending September 2017	3,273	→
Variance since September 2016	(9.9%)	↓



ACTIVITY



Adjusted Scheduled Activity (UDA)		
Month	2017	2018
April	389	163
May	1,529	1,203
June	1,753	1,963
July	2,920	2,479
August	3,806	3,196
September	4,949	4,182
October	5,726	
November	6,590	
December	7,139	
January	7,992	
February	8,862	
March	9,565	
April	9,887	
May	9,898	
June	9,898	

QUALITY

	Quantity	Base Number	Contract	AT	Region	England
% of FP17s for the same patient ID Re-attending within 3 months - Children	39	757	5.2%	10.4%	11.6%	11.9%
% of FP17s for the same patient ID Re-attending within 3 months - Adults	129	1,599	8.1%	14.2%	15.2%	15.9%
% of FP17s for the same patient ID Re-attending between 3 & 9 months - Children	401	757	53.0%	61.8%	59.1%	58.1%
% of FP17s for the same patient ID Re-attending between 3 & 9 months - Adults	847	1,599	53.0%	55.7%	51.7%	50.6%
% of FP17s for Band 1 Urgent Courses	12	2,235	0.5%	7.3%	8.0%	9.1%
% of FP17s Relating to Free Repair or Replacements	21	2,235	0.9%	0.8%	0.8%	0.8%
% of FP17s Relating to Continuations	62	2,235	2.8%	1.3%	1.0%	1.1%
% of Patients satisfied with the dentistry they have received	4	4	N/A	90.7%	91.5%	91.4%
% of Patients satisfied with the time they had to wait for an appointment	4	4	N/A	86.7%	88.2%	87.7%

* This is based on patients treated on this contract for their most recent course of treatment. Figures in italics indicate the base number of FP17s or Patient Questionnaire responses are less than 100. N/A is shown where the base number of responses is less than 10 during the period. % is calculated as Quantity/Base number*100

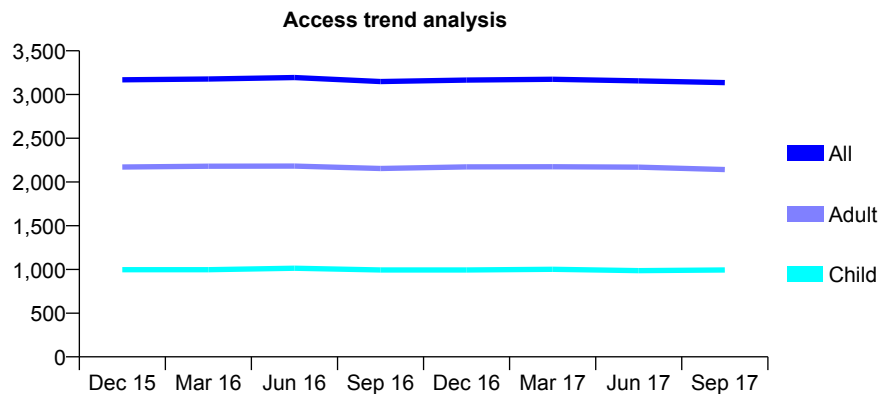
Q55 - Vital Signs At a Glance Contract Report for 131806/0001 - September 2017

Name or company name	Wollaton Dental Care
Contract type name	GDS Contract
Purpose of contract	General
Contract start date	01/04/2006
Contract end date	

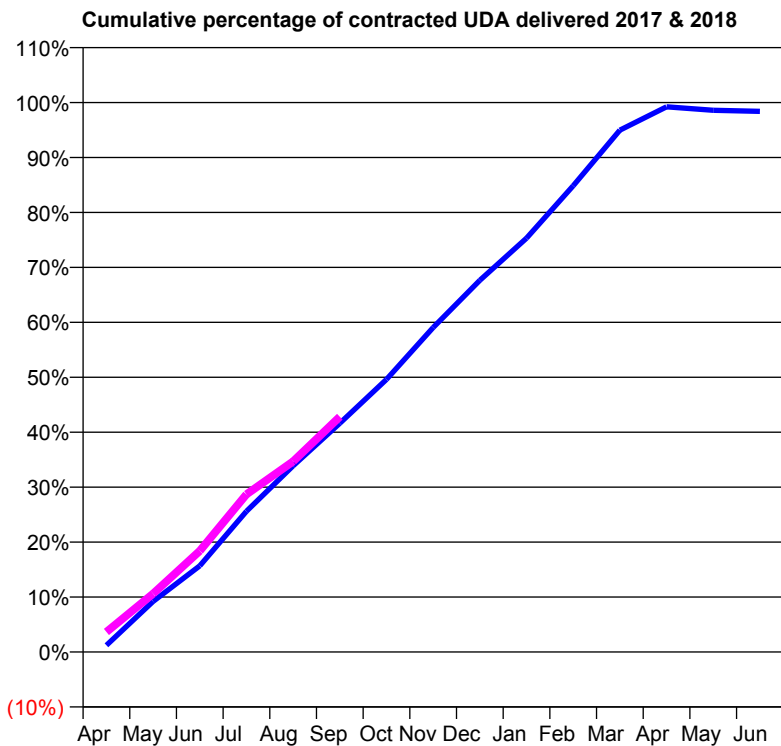
17/18 Contracted general activity (UDA)	9,356
Carry forward general activity (UDA)	0
17/18 Contracted orthodontic activity (UOA)	0
Carry forward orthodontic activity (UOA)	0
Baseline contract value	£212,557.11

ACCESS*

Patients seen in 24 months	Total	Change since previous quarter
Quarter ending September 2016	3,148	
Quarter ending December 2016	3,166	→
Quarter ending March 2017	3,175	→
Quarter ending June 2017	3,156	→
Quarter ending September 2017	3,136	→
Variance since September 2016	(0.4%)	→



ACTIVITY



Adjusted Scheduled Activity (UDA)		
Month	2017	2018
April	115	342
May	861	993
June	1,468	1,723
July	2,397	2,684
August	3,170	3,245
September	3,895	4,007
October	4,641	
November	5,525	
December	6,329	
January	7,046	
February	7,939	
March	8,885	
April	9,283	
May	9,223	
June	9,206	

QUALITY

	Quantity	Base Number	Contract	AT	Region	England
% of FP17s for the same patient ID Re-attending within 3 months - Children	73	799	9.1%	10.4%	11.6%	11.9%
% of FP17s for the same patient ID Re-attending within 3 months - Adults	280	1,465	19.1%	14.2%	15.2%	15.9%
% of FP17s for the same patient ID Re-attending between 3 & 9 months - Children	497	799	62.2%	61.8%	59.1%	58.1%
% of FP17s for the same patient ID Re-attending between 3 & 9 months - Adults	824	1,465	56.2%	55.7%	51.7%	50.6%
% of FP17s for Band 1 Urgent Courses	127	2,132	6.0%	7.3%	8.0%	9.1%
% of FP17s Relating to Free Repair or Replacements	7	2,132	0.3%	0.8%	0.8%	0.8%
% of FP17s Relating to Continuations	49	2,132	2.3%	1.3%	1.0%	1.1%
% of Patients satisfied with the dentistry they have received	5	6	N/A	90.7%	91.5%	91.4%
% of Patients satisfied with the time they had to wait for an appointment	6	6	N/A	86.7%	88.2%	87.7%

* This is based on patients treated on this contract for their most recent course of treatment. Figures in italics indicate the base number of FP17s or Patient Questionnaire responses are less than 100. N/A is shown where the base number of responses is less than 10 during the period. % is calculated as Quantity/Base number*100

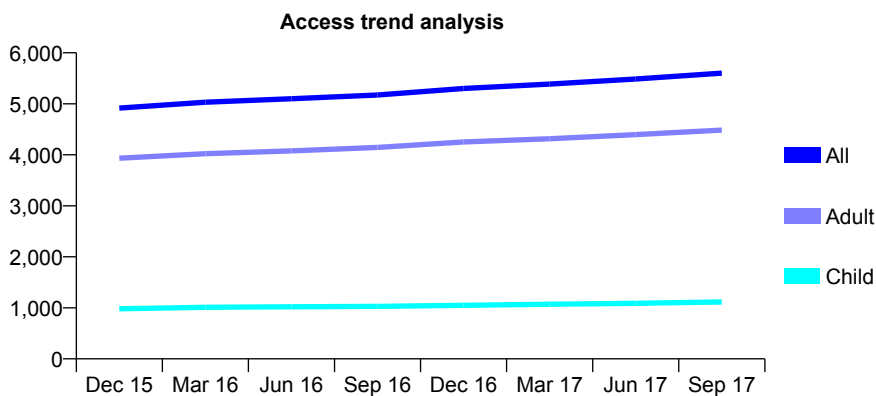
Q55 - Vital Signs At a Glance Contract Report for 131997/0001 - September 2017

Name or company name	Treeline Dental Care
Contract type name	GDS Contract
Purpose of contract	General
Contract start date	01/08/2010
Contract end date	

17/18 Contracted general activity (UDA)	14,556
Carry forward general activity (UDA)	0
17/18 Contracted orthodontic activity (UOA)	0
Carry forward orthodontic activity (UOA)	0
Baseline contract value	£347,630.59

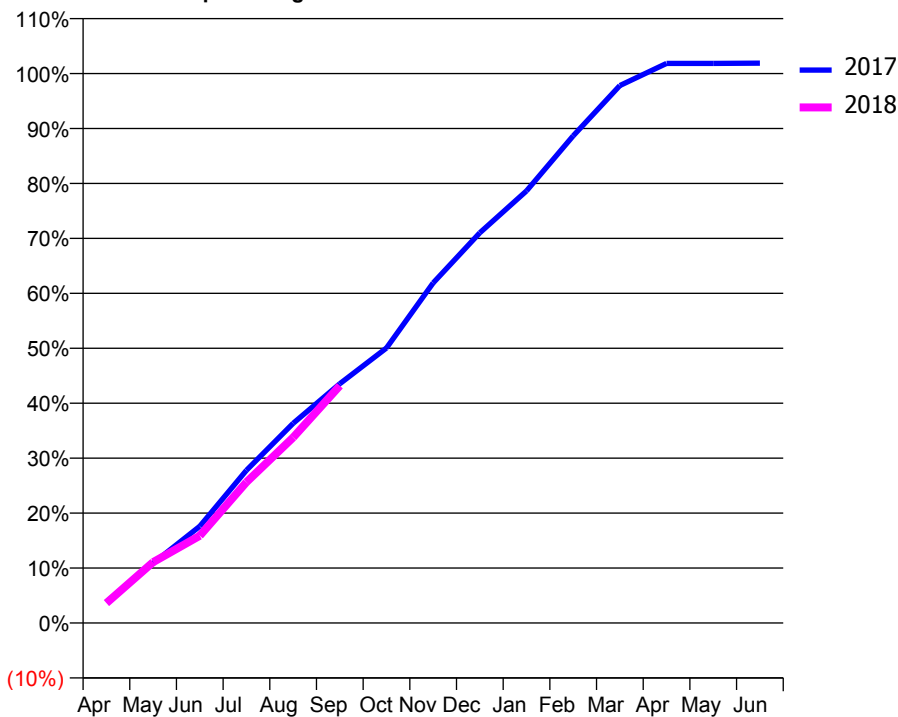
ACCESS*

Patients seen in 24 months	Total	Change since previous quarter
Quarter ending September 2016	5,173	
Quarter ending December 2016	5,300	↑
Quarter ending March 2017	5,387	→
Quarter ending June 2017	5,485	→
Quarter ending September 2017	5,602	↑
Variance since September 2016	8.3%	↑



ACTIVITY

Cumulative percentage of contracted UDA delivered 2017 & 2018



Month	Adjusted Scheduled Activity (UDA)	
	2017	2018
April	517	526
May	1,468	1,613
June	2,375	2,311
July	3,751	3,731
August	4,906	4,917
September	5,879	6,286
October	6,756	
November	8,357	
December	9,587	
January	10,617	
February	11,968	
March	13,205	
April	13,748	
May	13,748	
June	13,754	

QUALITY

	Quantity	Base Number	Contract	AT	Region	England
% of FP17s for the same patient ID Re-attending within 3 months - Children	47	859	5.5%	10.4%	11.6%	11.9%
% of FP17s for the same patient ID Re-attending within 3 months - Adults	428	3,118	13.7%	14.2%	15.2%	15.9%
% of FP17s for the same patient ID Re-attending between 3 & 9 months - Children	480	859	55.9%	61.8%	59.1%	58.1%
% of FP17s for the same patient ID Re-attending between 3 & 9 months - Adults	1,735	3,118	55.6%	55.7%	51.7%	50.6%
% of FP17s for Band 1 Urgent Courses	142	3,220	4.4%	7.3%	8.0%	9.1%
% of FP17s Relating to Free Repair or Replacements	37	3,220	1.1%	0.8%	0.8%	0.8%
% of FP17s Relating to Continuations	82	3,220	2.5%	1.3%	1.0%	1.1%
% of Patients satisfied with the dentistry they have received	19	20	95.0%	90.7%	91.5%	91.4%
% of Patients satisfied with the time they had to wait for an appointment	17	20	85.0%	86.7%	88.2%	87.7%

* This is based on patients treated on this contract for their most recent course of treatment. Figures in italics indicate the base number of FP17s or Patient Questionnaire responses are less than 100. N/A is shown where the base number of responses is less than 10 during the period. % is calculated as Quantity/Base number*100

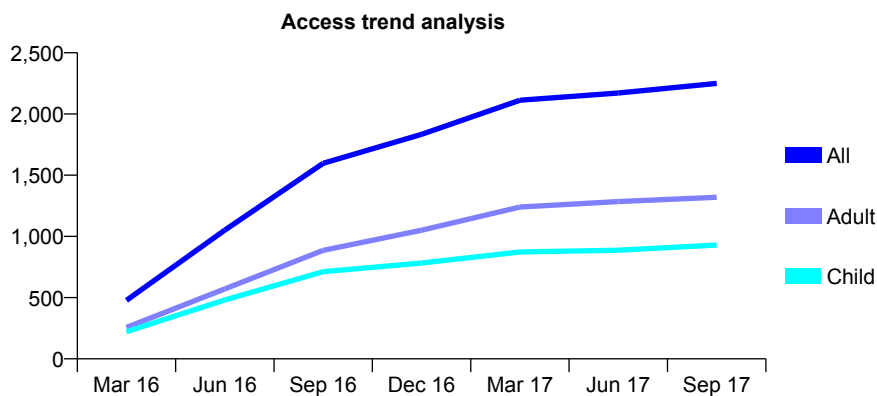
Q55 - Vital Signs At a Glance Contract Report for 133477/0001 - September 2017

Name or company name	Eckington One Partnership
Contract type name	GDS Contract
Purpose of contract	General
Contract start date	01/02/2016
Contract end date	

17/18 Contracted general activity (UDA)	7,300
Carry forward general activity (UDA)	0
17/18 Contracted orthodontic activity (UOA)	0
Carry forward orthodontic activity (UOA)	0
Baseline contract value	£171,646.72

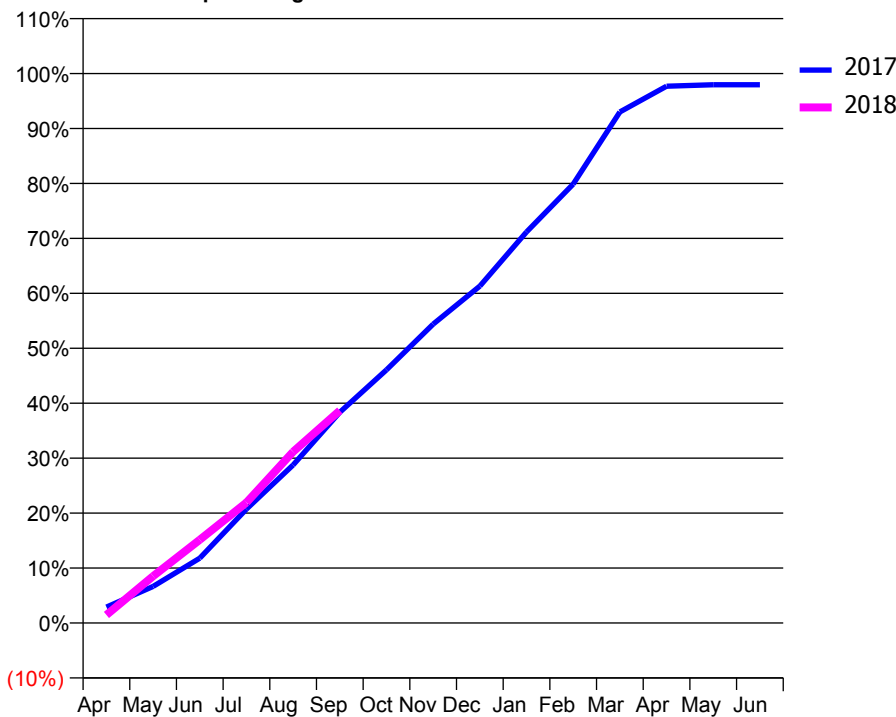
ACCESS*

Patients seen in 24 months	Total	Change since previous quarter
Quarter ending September 2016	1,598	
Quarter ending December 2016	1,834	↑
Quarter ending March 2017	2,113	↑
Quarter ending June 2017	2,172	↑
Quarter ending September 2017	2,250	↑
Variance since September 2016	40.8%	↑



ACTIVITY

Cumulative percentage of contracted UDA delivered 2017 & 2018



Month	Adjusted Scheduled Activity (UDA)	
	2017	2018
April	212	106
May	486	622
June	861	1,106
July	1,514	1,600
August	2,100	2,275
September	2,799	2,823
October	3,363	
November	3,971	
December	4,476	
January	5,194	
February	5,830	
March	6,789	
April	7,131	
May	7,151	
June	7,151	

QUALITY

	Quantity	Base Number	Contract	AT	Region	England
% of FP17s for the same patient ID Re-attending within 3 months - Children	55	759	7.2%	10.4%	11.6%	11.9%
% of FP17s for the same patient ID Re-attending within 3 months - Adults	186	1,033	18.0%	14.2%	15.2%	15.9%
% of FP17s for the same patient ID Re-attending between 3 & 9 months - Children	503	759	66.3%	61.8%	59.1%	58.1%
% of FP17s for the same patient ID Re-attending between 3 & 9 months - Adults	672	1,033	65.1%	55.7%	51.7%	50.6%
% of FP17s for Band 1 Urgent Courses	80	1,637	4.9%	7.3%	8.0%	9.1%
% of FP17s Relating to Free Repair or Replacements	19	1,637	1.2%	0.8%	0.8%	0.8%
% of FP17s Relating to Continuations	11	1,637	0.7%	1.3%	1.0%	1.1%
% of Patients satisfied with the dentistry they have received	2	2	N/A	90.7%	91.5%	91.4%
% of Patients satisfied with the time they had to wait for an appointment	1	2	N/A	86.7%	88.2%	87.7%

* This is based on patients treated on this contract for their most recent course of treatment. Figures in italics indicate the base number of FP17s or Patient Questionnaire responses are less than 100. N/A is shown where the base number of responses is less than 10 during the period. % is calculated as Quantity/Base number*100

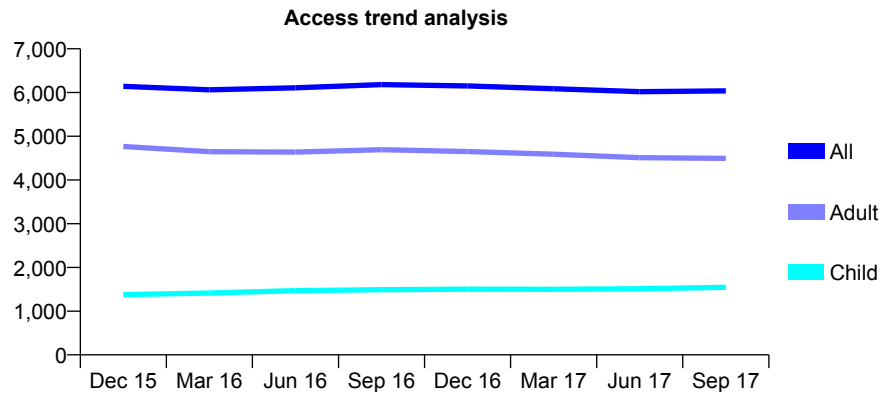
Q55 - Vital Signs At a Glance Contract Report for 134406/0001 - September 2017

Name or company name	Ice Surgeries Limited
Contract type name	GDS Contract
Purpose of contract	General
Contract start date	01/09/2009
Contract end date	

17/18 Contracted general activity (UDA)	14,000
Carry forward general activity (UDA)	0
17/18 Contracted orthodontic activity (UOA)	0
Carry forward orthodontic activity (UOA)	0
Baseline contract value	£325,530.71

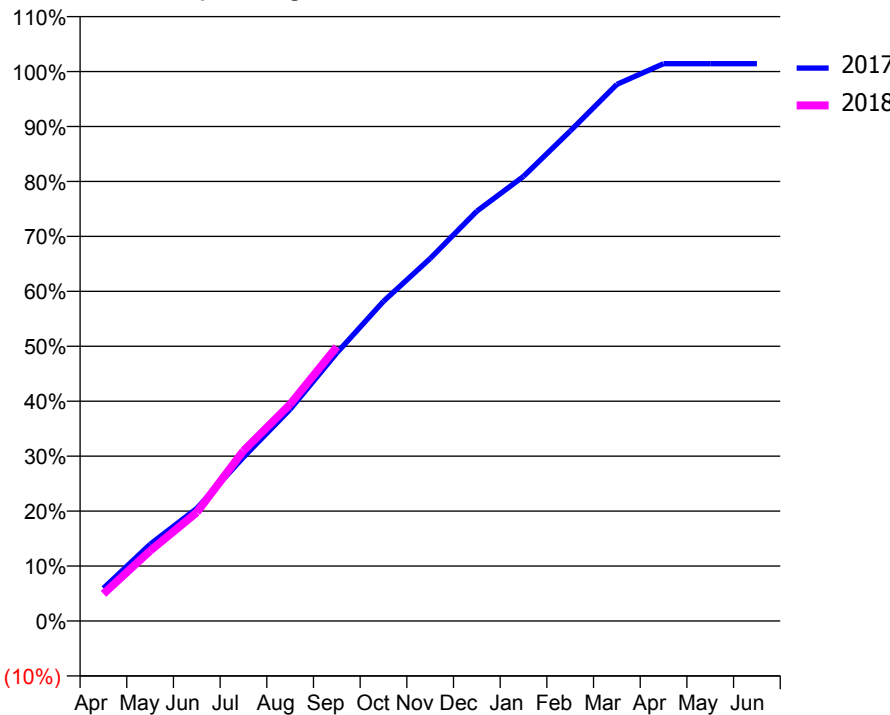
ACCESS*

Patients seen in 24 months	Total	Change since previous quarter
Quarter ending September 2016	6,182	
Quarter ending December 2016	6,151	→
Quarter ending March 2017	6,087	↓
Quarter ending June 2017	6,020	↓
Quarter ending September 2017	6,038	→
Variance since September 2016	(2.3%)	↓



ACTIVITY

Cumulative percentage of contracted UDA delivered 2017 & 2018



Month	Adjusted Scheduled Activity (UDA)	
	2017	2018
April	833	692
May	1,956	1,787
June	2,868	2,766
July	4,172	4,337
August	5,395	5,524
September	6,829	6,985
October	8,144	
November	9,236	
December	10,443	
January	11,328	
February	12,485	
March	13,674	
April	14,199	
May	14,199	
June	14,199	

QUALITY

	Quantity	Base Number	Contract	AT	Region	England
% of FP17s for the same patient ID Re-attending within 3 months - Children	91	1,329	6.8%	10.4%	11.6%	11.9%
% of FP17s for the same patient ID Re-attending within 3 months - Adults	327	3,201	10.2%	14.2%	15.2%	15.9%
% of FP17s for the same patient ID Re-attending between 3 & 9 months - Children	793	1,329	59.7%	61.8%	59.1%	58.1%
% of FP17s for the same patient ID Re-attending between 3 & 9 months - Adults	1,875	3,201	58.6%	55.7%	51.7%	50.6%
% of FP17s for Band 1 Urgent Courses	185	4,155	4.5%	7.3%	8.0%	9.1%
% of FP17s Relating to Free Repair or Replacements	38	4,155	0.9%	0.8%	0.8%	0.8%
% of FP17s Relating to Continuations	52	4,155	1.3%	1.3%	1.0%	1.1%
% of Patients satisfied with the dentistry they have received	3	3	N/A	90.7%	91.5%	91.4%
% of Patients satisfied with the time they had to wait for an appointment	2	3	N/A	86.7%	88.2%	87.7%

* This is based on patients treated on this contract for their most recent course of treatment. Figures in italics indicate the base number of FP17s or Patient Questionnaire responses are less than 100. N/A is shown where the base number of responses is less than 10 during the period. % is calculated as Quantity/Base number*100

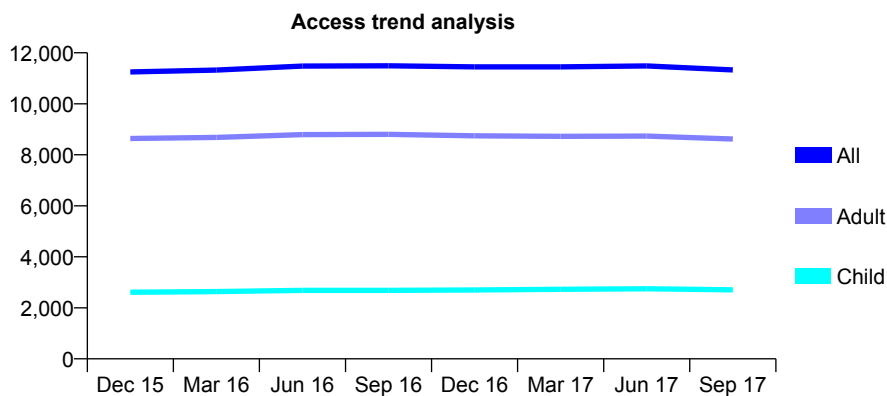
Q55 - Vital Signs At a Glance Contract Report for 134678/0001 - September 2017

Name or company name	IDH Mansfield Limited
Contract type name	GDS Contract
Purpose of contract	General
Contract start date	01/02/2008
Contract end date	

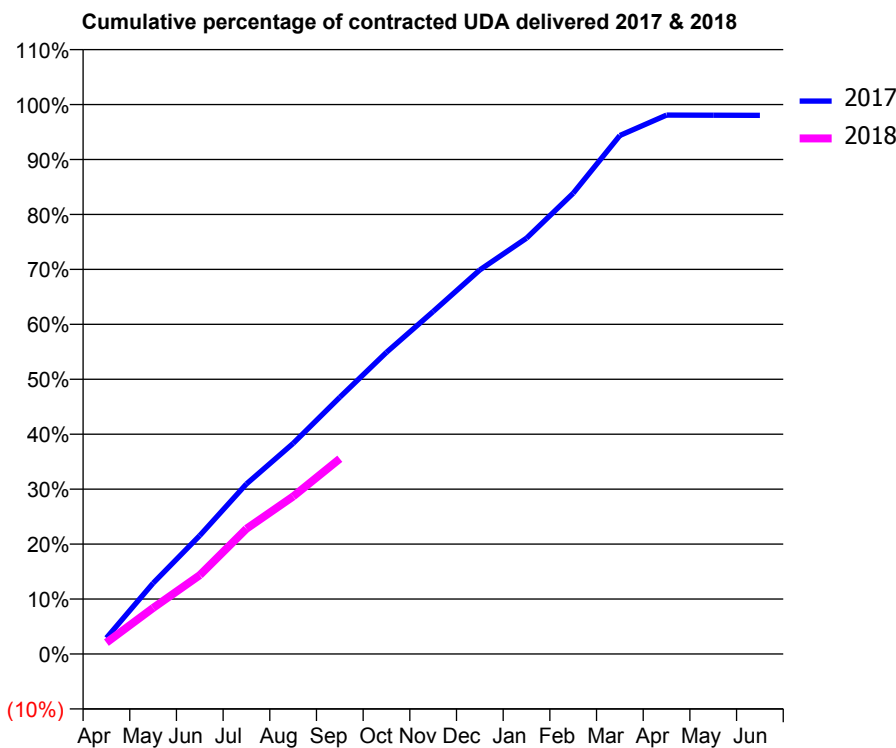
17/18 Contracted general activity (UDA)	33,500
Carry forward general activity (UDA)	0
17/18 Contracted orthodontic activity (UOA)	0
Carry forward orthodontic activity (UOA)	0
Baseline contract value	£820,278.96

ACCESS*

Patients seen in 24 months	Total	Change since previous quarter
Quarter ending September 2016	11,490	
Quarter ending December 2016	11,446	→
Quarter ending March 2017	11,447	→
Quarter ending June 2017	11,483	→
Quarter ending September 2017	11,329	↓
Variance since September 2016	(1.4%)	↓



ACTIVITY



Month	Adjusted Scheduled Activity (UDA)	
	2017	2018
April	835	694
May	3,675	2,810
June	6,146	4,810
July	8,824	7,636
August	10,923	9,608
September	13,314	11,907
October	15,648	
November	17,767	
December	19,925	
January	21,569	
February	23,901	
March	26,891	
April	27,953	
May	27,947	
June	27,937	

QUALITY

	Quantity	Base Number	Contract	AT	Region	England
% of FP17s for the same patient ID Re-attending within 3 months - Children	80	1,701	4.7%	10.4%	11.6%	11.9%
% of FP17s for the same patient ID Re-attending within 3 months - Adults	376	4,996	7.5%	14.2%	15.2%	15.9%
% of FP17s for the same patient ID Re-attending between 3 & 9 months - Children	944	1,701	55.5%	61.8%	59.1%	58.1%
% of FP17s for the same patient ID Re-attending between 3 & 9 months - Adults	2,846	4,996	57.0%	55.7%	51.7%	50.6%
% of FP17s for Band 1 Urgent Courses	285	6,212	4.6%	7.3%	8.0%	9.1%
% of FP17s Relating to Free Repair or Replacements	15	6,212	0.2%	0.8%	0.8%	0.8%
% of FP17s Relating to Continuations	91	6,212	1.5%	1.3%	1.0%	1.1%
% of Patients satisfied with the dentistry they have received	6	7	N/A	90.7%	91.5%	91.4%
% of Patients satisfied with the time they had to wait for an appointment	3	7	N/A	86.7%	88.2%	87.7%

* This is based on patients treated on this contract for their most recent course of treatment. Figures in italics indicate the base number of FP17s or Patient Questionnaire responses are less than 100. N/A is shown where the base number of responses is less than 10 during the period. % is calculated as Quantity/Base number*100

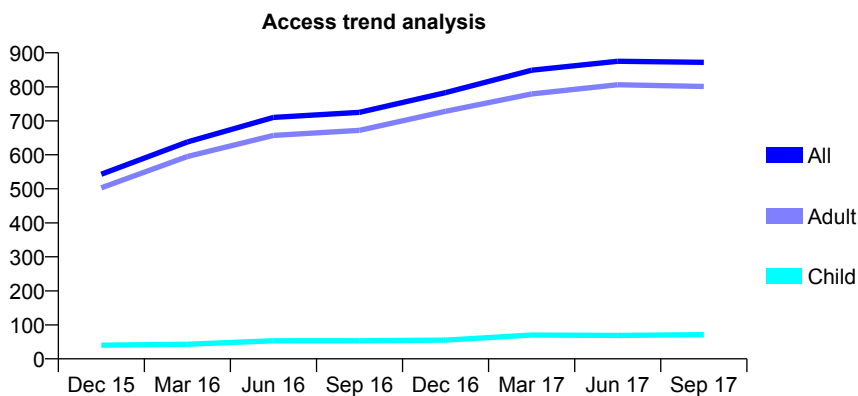
Q55 - Vital Signs At a Glance Contract Report for 135267/0001 - September 2017

Name or company name	Dr D Iliadis and Dr C Hancock
Contract type name	GDS Contract
Purpose of contract	General
Contract start date	01/06/2014
Contract end date	

17/18 Contracted general activity (UDA)	2,340
Carry forward general activity (UDA)	0
17/18 Contracted orthodontic activity (UOA)	0
Carry forward orthodontic activity (UOA)	0
Baseline contract value	£57,581.44

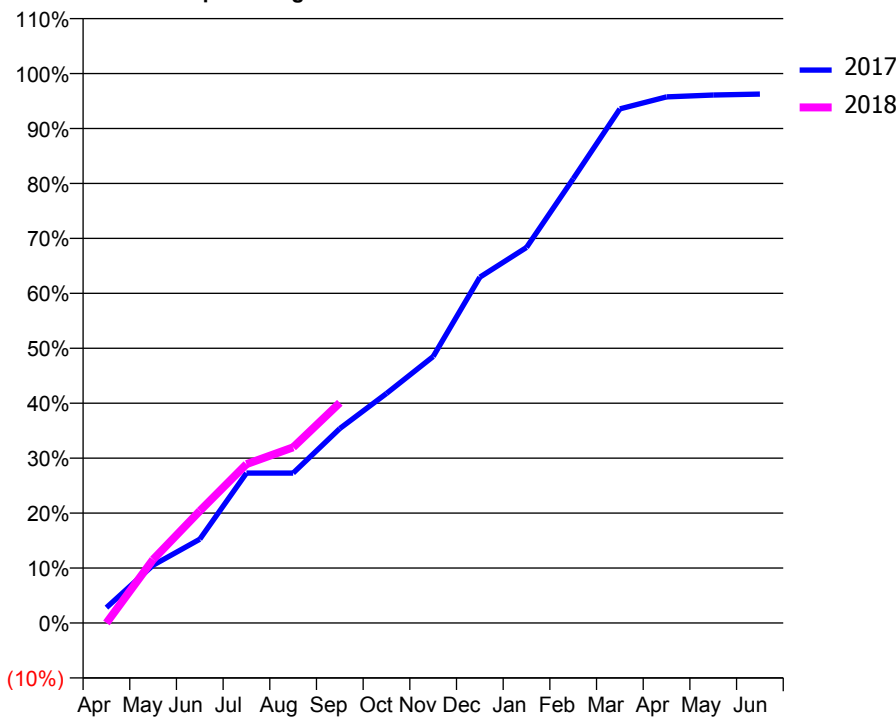
ACCESS*

Patients seen in 24 months	Total	Change since previous quarter
Quarter ending September 2016	725	
Quarter ending December 2016	783	↑
Quarter ending March 2017	849	↑
Quarter ending June 2017	875	↑
Quarter ending September 2017	872	→
Variance since September 2016	20.3%	↑



ACTIVITY

Cumulative percentage of contracted UDA delivered 2017 & 2018



Month	Adjusted Scheduled Activity (UDA)	
	2017	2018
April	65	0
May	246	270
June	357	477
July	638	677
August	638	748
September	828	938
October	977	
November	1,135	
December	1,473	
January	1,599	
February	1,892	
March	2,189	
April	2,240	
May	2,248	
June	2,252	

QUALITY

	Quantity	Base Number	Contract	AT	Region	England
% of FP17s for the same patient ID Re-attending within 3 months - Children	2	42	4.8%	10.4%	11.6%	11.9%
% of FP17s for the same patient ID Re-attending within 3 months - Adults	44	470	9.4%	14.2%	15.2%	15.9%
% of FP17s for the same patient ID Re-attending between 3 & 9 months - Children	24	42	57.1%	61.8%	59.1%	58.1%
% of FP17s for the same patient ID Re-attending between 3 & 9 months - Adults	257	470	54.7%	55.7%	51.7%	50.6%
% of FP17s for Band 1 Urgent Courses	39	467	8.4%	7.3%	8.0%	9.1%
% of FP17s Relating to Free Repair or Replacements	1	467	0.2%	0.8%	0.8%	0.8%
% of FP17s Relating to Continuations	0	467	0.0%	1.3%	1.0%	1.1%
% of Patients satisfied with the dentistry they have received	3	3	N/A	90.7%	91.5%	91.4%
% of Patients satisfied with the time they had to wait for an appointment	2	3	N/A	86.7%	88.2%	87.7%

* This is based on patients treated on this contract for their most recent course of treatment. Figures in italics indicate the base number of FP17s or Patient Questionnaire responses are less than 100. N/A is shown where the base number of responses is less than 10 during the period. % is calculated as Quantity/Base number*100

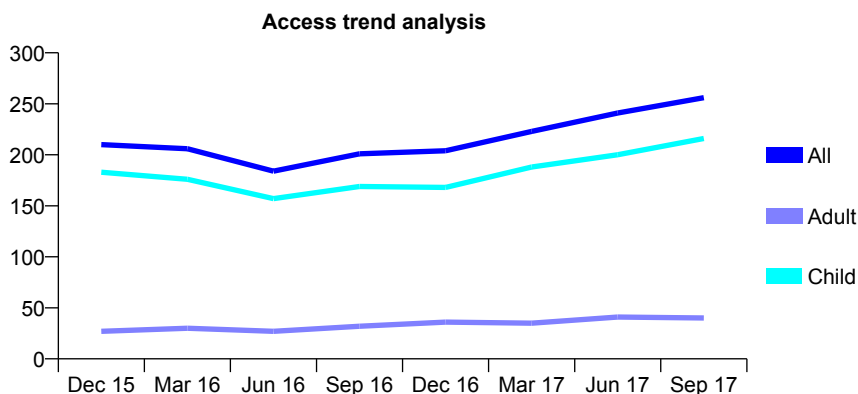
Q55 - Vital Signs At a Glance Contract Report for 135372/0001 - September 2017

Name or company name	No.1 The Orthodontic Specialists
Contract type name	GDS Contract
Purpose of contract	General and Orthodontic
Contract start date	14/12/2012
Contract end date	

17/18 Contracted general activity (UDA)	44
Carry forward general activity (UDA)	0
17/18 Contracted orthodontic activity (UOA)	3,438
Carry forward orthodontic activity (UOA)	0
Baseline contract value	£233,804.40

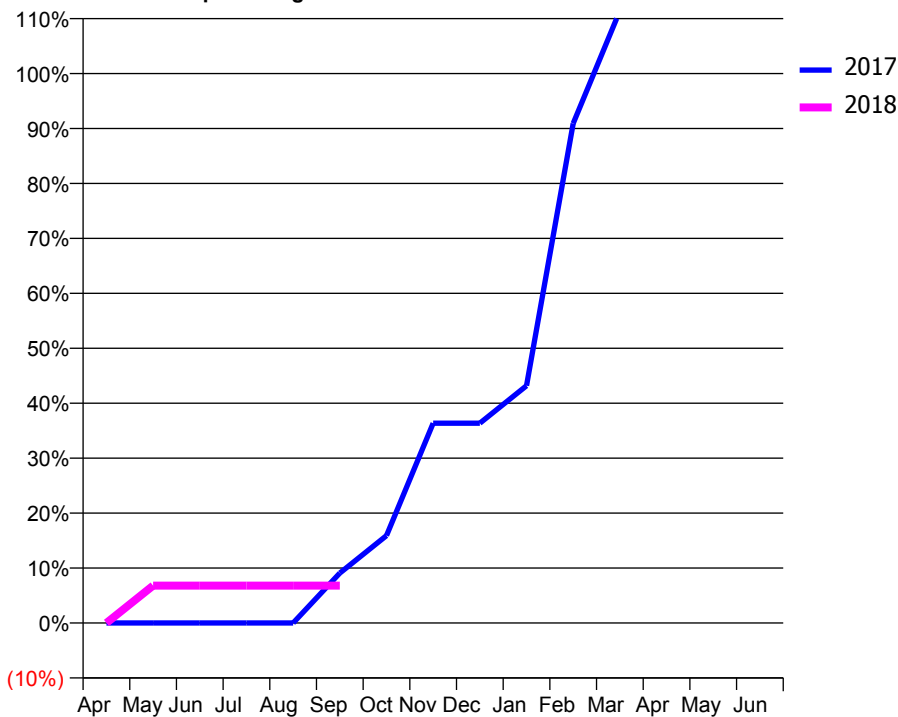
ACCESS*

Patients seen in 24 months	Total	Change since previous quarter
Quarter ending September 2016	201	
Quarter ending December 2016	204	→
Quarter ending March 2017	223	↑
Quarter ending June 2017	241	↑
Quarter ending September 2017	256	↑
Variance since September 2016	27.4%	↑



ACTIVITY

Cumulative percentage of contracted UDA delivered 2017 & 2018



Month	Adjusted Scheduled Activity (UDA)	
	2017	2018
April	0	0
May	0	3
June	0	3
July	0	3
August	0	3
September	4	3
October	7	
November	16	
December	16	
January	19	
February	40	
March	49	
April	49	
May	49	
June	49	

QUALITY

	Quantity	Base Number	Contract	AT	Region	England
% of FP17s for the same patient ID Re-attending within 3 months - Children	1	570	0.2%	10.4%	11.6%	11.9%
% of FP17s for the same patient ID Re-attending within 3 months - Adults	0	18	0.0%	14.2%	15.2%	15.9%
% of FP17s for the same patient ID Re-attending between 3 & 9 months - Children	8	570	1.4%	61.8%	59.1%	58.1%
% of FP17s for the same patient ID Re-attending between 3 & 9 months - Adults	0	18	0.0%	55.7%	51.7%	50.6%
% of FP17s for Band 1 Urgent Courses	0	1	0.0%	7.3%	8.0%	9.1%
% of FP17s Relating to Free Repair or Replacements	0	1	0.0%	0.8%	0.8%	0.8%
% of FP17s Relating to Continuations	0	1	0.0%	1.3%	1.0%	1.1%
% of Patients satisfied with the dentistry they have received	0	0	N/A	90.7%	91.5%	91.4%
% of Patients satisfied with the time they had to wait for an appointment	0	0	N/A	86.7%	88.2%	87.7%

* This is based on patients treated on this contract for their most recent course of treatment. Figures in italics indicate the base number of FP17s or Patient Questionnaire responses are less than 100. N/A is shown where the base number of responses is less than 10 during the period. % is calculated as Quantity/Base number*100

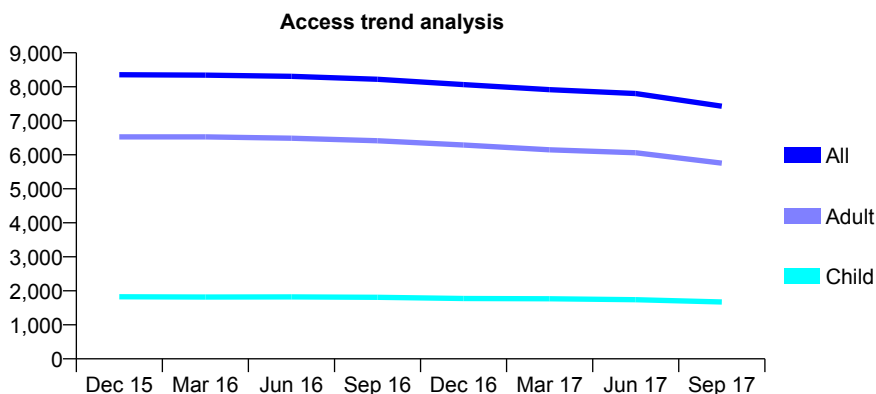
Q55 - Vital Signs At a Glance Contract Report for 136654/0001 - September 2017

Name or company name	Dentichек Ltd
Contract type name	GDS Contract
Purpose of contract	General
Contract start date	01/04/2009
Contract end date	

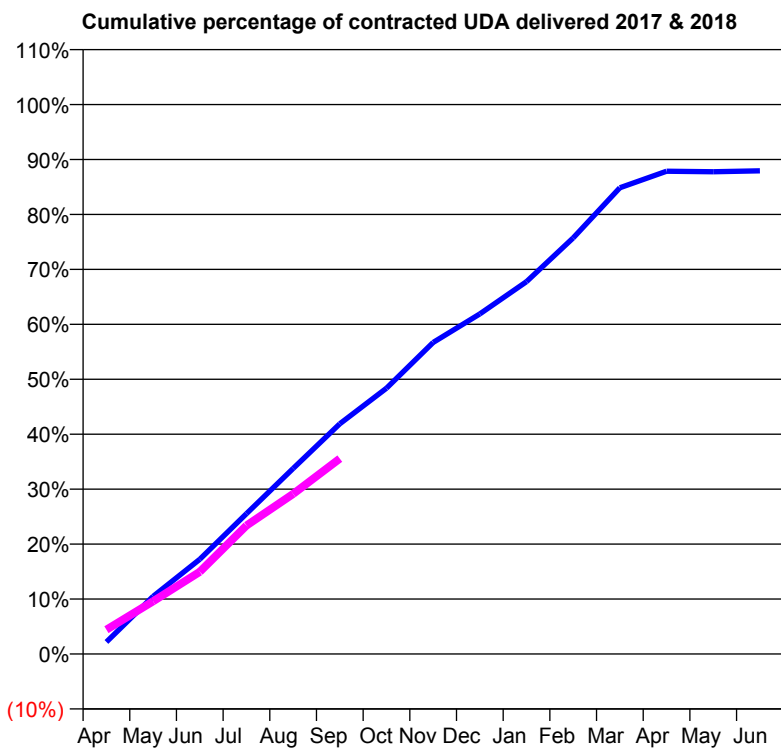
17/18 Contracted general activity (UDA)	23,894
Carry forward general activity (UDA)	0
17/18 Contracted orthodontic activity (UOA)	0
Carry forward orthodontic activity (UOA)	0
Baseline contract value	£563,829.91

ACCESS*

Patients seen in 24 months	Total	Change since previous quarter
Quarter ending September 2016	8,222	
Quarter ending December 2016	8,063	↓
Quarter ending March 2017	7,914	↓
Quarter ending June 2017	7,800	↓
Quarter ending September 2017	7,428	↓
Variance since September 2016	(9.7%)	↓



ACTIVITY



Month	Adjusted Scheduled Activity (UDA)	
	2017	2018
April	516	1,055
May	2,466	2,295
June	4,052	3,576
July	6,001	5,586
August	7,935	6,960
September	9,844	8,499
October	11,367	
November	13,327	
December	14,543	
January	15,928	
February	17,793	
March	19,938	
April	20,646	
May	20,626	
June	20,662	

QUALITY

	Quantity	Base Number	Contract	AT	Region	England
% of FP17s for the same patient ID Re-attending within 3 months - Children	216	1,202	18.0%	10.4%	11.6%	11.9%
% of FP17s for the same patient ID Re-attending within 3 months - Adults	408	3,507	11.6%	14.2%	15.2%	15.9%
% of FP17s for the same patient ID Re-attending between 3 & 9 months - Children	654	1,202	54.4%	61.8%	59.1%	58.1%
% of FP17s for the same patient ID Re-attending between 3 & 9 months - Adults	2,222	3,507	63.4%	55.7%	51.7%	50.6%
% of FP17s for Band 1 Urgent Courses	380	4,360	8.7%	7.3%	8.0%	9.1%
% of FP17s Relating to Free Repair or Replacements	71	4,360	1.6%	0.8%	0.8%	0.8%
% of FP17s Relating to Continuations	14	4,360	0.3%	1.3%	1.0%	1.1%
% of Patients satisfied with the dentistry they have received	17	19	89.5%	90.7%	91.5%	91.4%
% of Patients satisfied with the time they had to wait for an appointment	16	19	84.2%	86.7%	88.2%	87.7%

* This is based on patients treated on this contract for their most recent course of treatment. Figures in italics indicate the base number of FP17s or Patient Questionnaire responses are less than 100. N/A is shown where the base number of responses is less than 10 during the period. % is calculated as Quantity/Base number*100

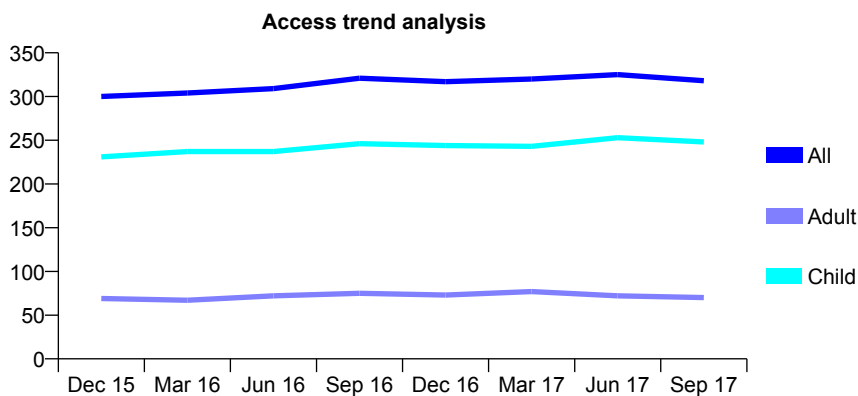
Q55 - Vital Signs At a Glance Contract Report for 137553/0001 - September 2017

Name or company name	Ruddington Dental Practice
Contract type name	GDS Contract
Purpose of contract	General
Contract start date	01/08/2013
Contract end date	

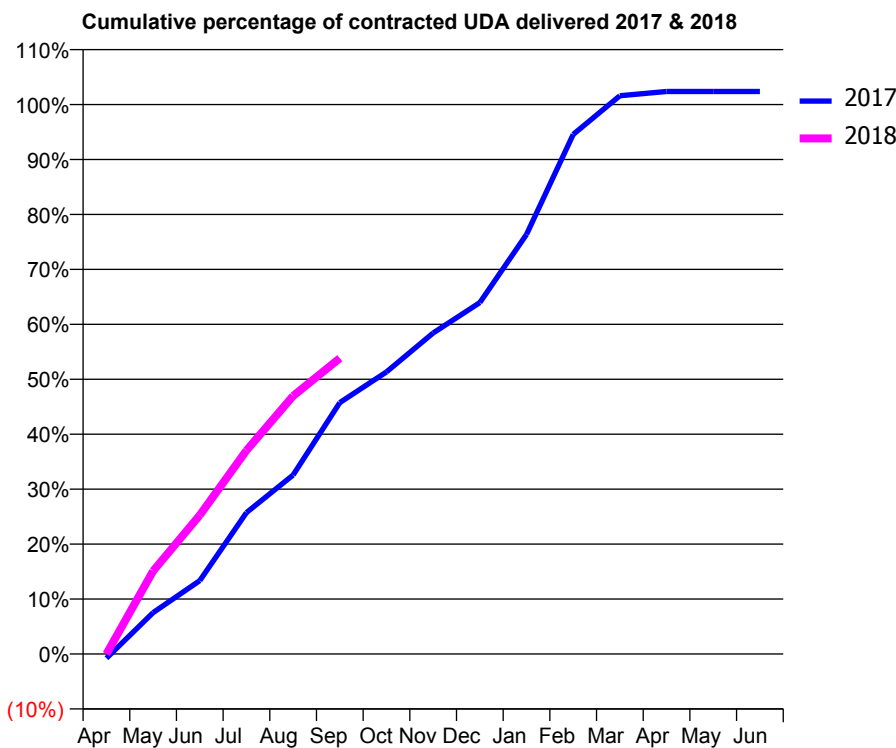
17/18 Contracted general activity (UDA)	600
Carry forward general activity (UDA)	0
17/18 Contracted orthodontic activity (UOA)	0
Carry forward orthodontic activity (UOA)	0
Baseline contract value	£15,623.25

ACCESS*

Patients seen in 24 months	Total	Change since previous quarter
Quarter ending September 2016	321	
Quarter ending December 2016	317	↓
Quarter ending March 2017	320	→
Quarter ending June 2017	325	→
Quarter ending September 2017	318	↓
Variance since September 2016	(0.9%)	→



ACTIVITY



Month	Adjusted Scheduled Activity (UDA)	
	2017	2018
April	-5	0
May	45	91
June	80	152
July	154	222
August	195	282
September	275	323
October	308	
November	351	
December	384	
January	458	
February	567	
March	610	
April	614	
May	614	
June	614	

QUALITY

	Quantity	Base Number	Contract	AT	Region	England
% of FP17s for the same patient ID Re-attending within 3 months - Children	15	207	7.2%	10.4%	11.6%	11.9%
% of FP17s for the same patient ID Re-attending within 3 months - Adults	5	40	12.5%	14.2%	15.2%	15.9%
% of FP17s for the same patient ID Re-attending between 3 & 9 months - Children	139	207	67.1%	61.8%	59.1%	58.1%
% of FP17s for the same patient ID Re-attending between 3 & 9 months - Adults	33	40	82.5%	55.7%	51.7%	50.6%
% of FP17s for Band 1 Urgent Courses	10	243	4.1%	7.3%	8.0%	9.1%
% of FP17s Relating to Free Repair or Replacements	0	243	0.0%	0.8%	0.8%	0.8%
% of FP17s Relating to Continuations	2	243	0.8%	1.3%	1.0%	1.1%
% of Patients satisfied with the dentistry they have received	0	0	N/A	90.7%	91.5%	91.4%
% of Patients satisfied with the time they had to wait for an appointment	0	0	N/A	86.7%	88.2%	87.7%

* This is based on patients treated on this contract for their most recent course of treatment. Figures in italics indicate the base number of FP17s or Patient Questionnaire responses are less than 100. N/A is shown where the base number of responses is less than 10 during the period. % is calculated as Quantity/Base number*100

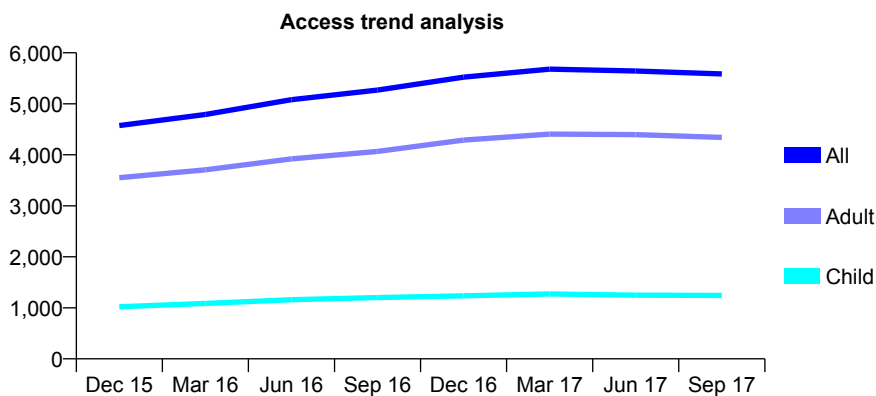
Q55 - Vital Signs At a Glance Contract Report for 138045/0001 - September 2017

Name or company name	16a Dental
Contract type name	GDS Contract
Purpose of contract	General
Contract start date	01/04/2006
Contract end date	

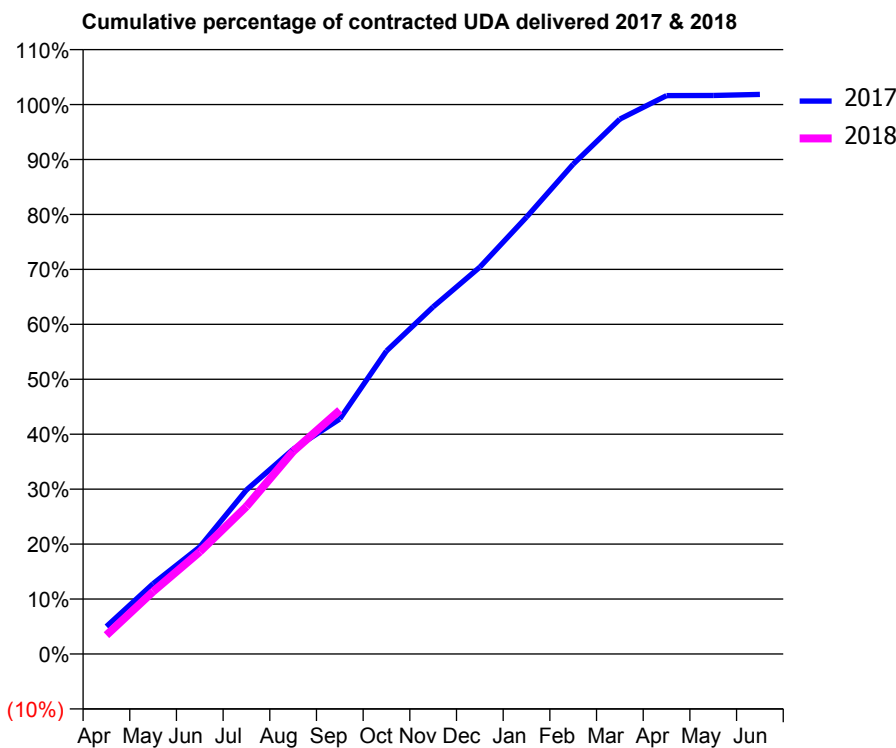
17/18 Contracted general activity (UDA)	15,977
Carry forward general activity (UDA)	0
17/18 Contracted orthodontic activity (UOA)	0
Carry forward orthodontic activity (UOA)	0
Baseline contract value	£424,105.83

ACCESS*

Patients seen in 24 months	Total	Change since previous quarter
Quarter ending September 2016	5,269	
Quarter ending December 2016	5,523	↑
Quarter ending March 2017	5,679	↑
Quarter ending June 2017	5,643	→
Quarter ending September 2017	5,585	↓
Variance since September 2016	6.0%	↑



ACTIVITY



Month	Adjusted Scheduled Activity (UDA)	
	2017	2018
April	801	549
May	2,046	1,818
June	3,114	2,973
July	4,771	4,288
August	5,953	5,891
September	6,835	7,088
October	8,810	
November	10,092	
December	11,250	
January	12,702	
February	14,242	
March	15,554	
April	16,235	
May	16,240	
June	16,270	

QUALITY

	Quantity	Base Number	Contract	AT	Region	England
% of FP17s for the same patient ID Re-attending within 3 months - Children	114	1,155	9.9%	10.4%	11.6%	11.9%
% of FP17s for the same patient ID Re-attending within 3 months - Adults	555	3,756	14.8%	14.2%	15.2%	15.9%
% of FP17s for the same patient ID Re-attending between 3 & 9 months - Children	835	1,155	72.3%	61.8%	59.1%	58.1%
% of FP17s for the same patient ID Re-attending between 3 & 9 months - Adults	2,589	3,756	68.9%	55.7%	51.7%	50.6%
% of FP17s for Band 1 Urgent Courses	254	4,295	5.9%	7.3%	8.0%	9.1%
% of FP17s Relating to Free Repair or Replacements	52	4,295	1.2%	0.8%	0.8%	0.8%
% of FP17s Relating to Continuations	44	4,295	1.0%	1.3%	1.0%	1.1%
% of Patients satisfied with the dentistry they have received	14	15	93.3%	90.7%	91.5%	91.4%
% of Patients satisfied with the time they had to wait for an appointment	14	15	93.3%	86.7%	88.2%	87.7%

* This is based on patients treated on this contract for their most recent course of treatment. Figures in italics indicate the base number of FP17s or Patient Questionnaire responses are less than 100. N/A is shown where the base number of responses is less than 10 during the period. % is calculated as Quantity/Base number*100

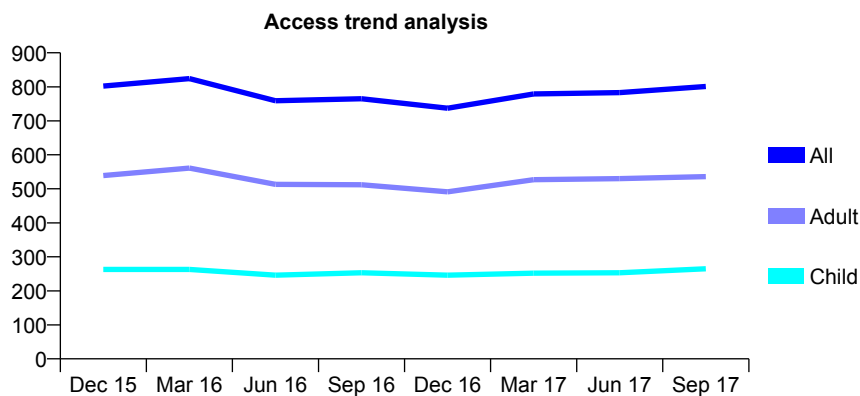
Q55 - Vital Signs At a Glance Contract Report for 138169/0001 - September 2017

Name or company name	Holly Tree House Dental Practice
Contract type name	GDS Contract
Purpose of contract	General
Contract start date	25/11/2011
Contract end date	

17/18 Contracted general activity (UDA)	2,254
Carry forward general activity (UDA)	0
17/18 Contracted orthodontic activity (UOA)	0
Carry forward orthodontic activity (UOA)	0
Baseline contract value	£53,934.47

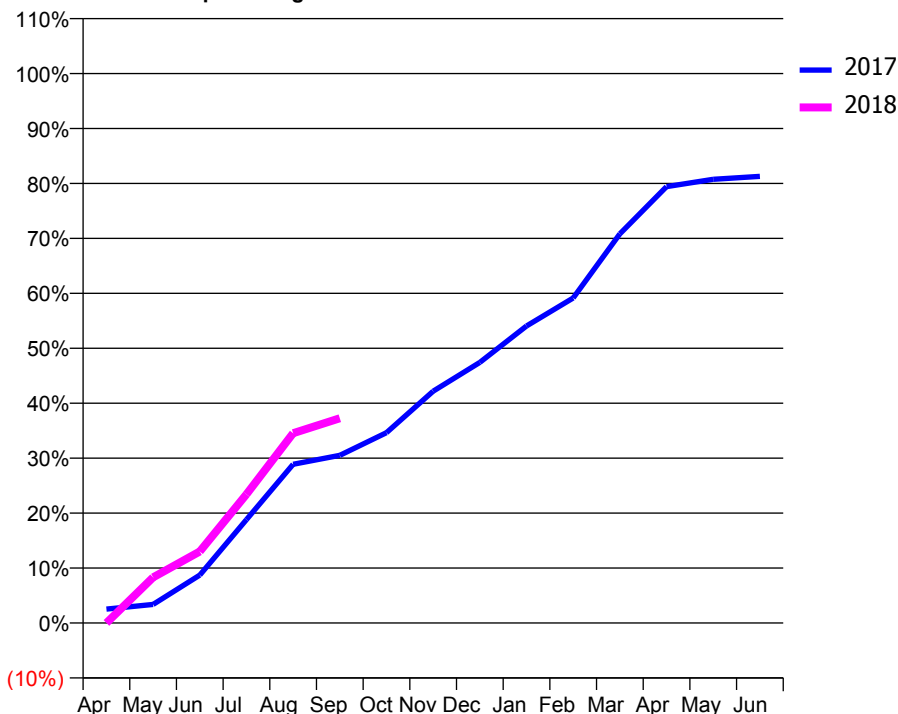
ACCESS*

Patients seen in 24 months	Total	Change since previous quarter
Quarter ending September 2016	765	
Quarter ending December 2016	737	↓
Quarter ending March 2017	779	↑
Quarter ending June 2017	783	→
Quarter ending September 2017	801	↑
Variance since September 2016	4.7%	↑



ACTIVITY

Cumulative percentage of contracted UDA delivered 2017 & 2018



Adjusted Scheduled Activity (UDA)

Month	2017	2018
April	57	0
May	76	188
June	197	294
July	424	528
August	651	779
September	688	840
October	781	
November	951	
December	1,069	
January	1,219	
February	1,333	
March	1,596	
April	1,790	
May	1,820	
June	1,832	

QUALITY

	Quantity	Base Number	Contract	AT	Region	England
% of FP17s for the same patient ID Re-attending within 3 months - Children	15	207	7.2%	10.4%	11.6%	11.9%
% of FP17s for the same patient ID Re-attending within 3 months - Adults	50	295	16.9%	14.2%	15.2%	15.9%
% of FP17s for the same patient ID Re-attending between 3 & 9 months - Children	127	207	61.4%	61.8%	59.1%	58.1%
% of FP17s for the same patient ID Re-attending between 3 & 9 months - Adults	99	295	33.6%	55.7%	51.7%	50.6%
% of FP17s for Band 1 Urgent Courses	10	416	2.4%	7.3%	8.0%	9.1%
% of FP17s Relating to Free Repair or Replacements	3	416	0.7%	0.8%	0.8%	0.8%
% of FP17s Relating to Continuations	12	416	2.9%	1.3%	1.0%	1.1%
% of Patients satisfied with the dentistry they have received	0	0	N/A	90.7%	91.5%	91.4%
% of Patients satisfied with the time they had to wait for an appointment	0	0	N/A	86.7%	88.2%	87.7%

* This is based on patients treated on this contract for their most recent course of treatment. Figures in italics indicate the base number of FP17s or Patient Questionnaire responses are less than 100. N/A is shown where the base number of responses is less than 10 during the period. % is calculated as Quantity/Base number*100

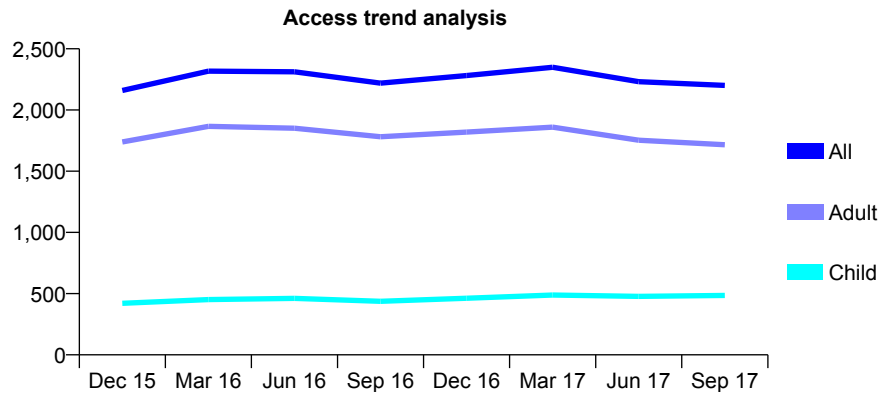
Q55 - Vital Signs At a Glance Contract Report for 138592/0001 - September 2017

Name or company name	Oradent Studio
Contract type name	GDS Contract
Purpose of contract	General
Contract start date	12/02/2014
Contract end date	

17/18 Contracted general activity (UDA)	5,825
Carry forward general activity (UDA)	0
17/18 Contracted orthodontic activity (UOA)	0
Carry forward orthodontic activity (UOA)	0
Baseline contract value	£151,981.57

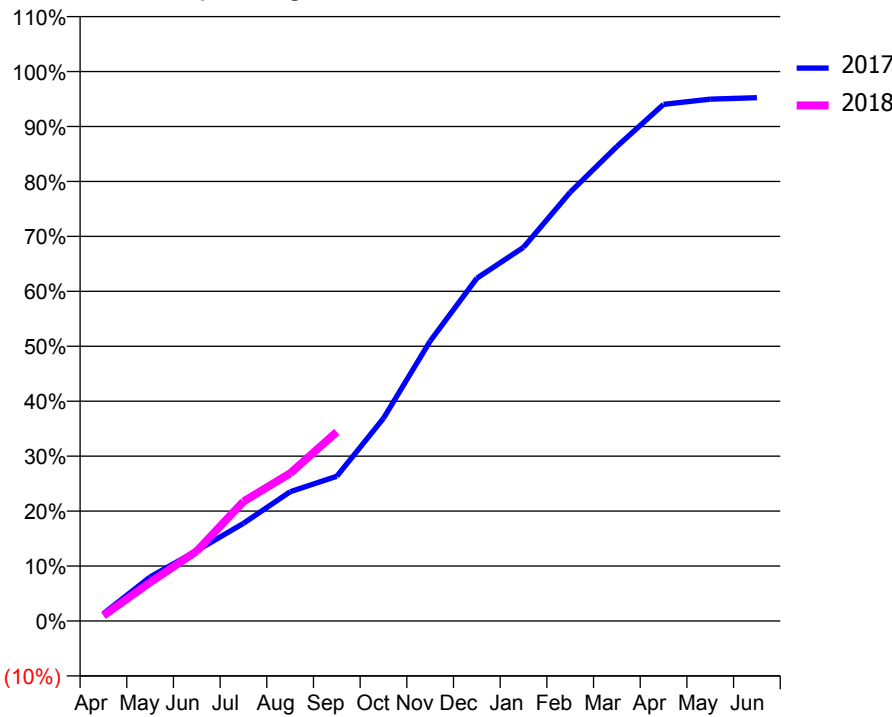
ACCESS*

Patients seen in 24 months	Total	Change since previous quarter
Quarter ending September 2016	2,219	
Quarter ending December 2016	2,282	↑
Quarter ending March 2017	2,349	↑
Quarter ending June 2017	2,231	↓
Quarter ending September 2017	2,201	↓
Variance since September 2016	(0.8%)	→



ACTIVITY

Cumulative percentage of contracted UDA delivered 2017 & 2018



Month	Adjusted Scheduled Activity (UDA)	
	2017	2018
April	92	57
May	547	409
June	874	742
July	1,213	1,267
August	1,605	1,565
September	1,797	2,005
October	2,518	
November	3,477	
December	4,257	
January	4,641	
February	5,325	
March	5,894	
April	6,417	
May	6,482	
June	6,500	

QUALITY

	Quantity	Base Number	Contract	AT	Region	England
% of FP17s for the same patient ID Re-attending within 3 months - Children	9	211	4.3%	10.4%	11.6%	11.9%
% of FP17s for the same patient ID Re-attending within 3 months - Adults	80	820	9.8%	14.2%	15.2%	15.9%
% of FP17s for the same patient ID Re-attending between 3 & 9 months - Children	81	211	38.4%	61.8%	59.1%	58.1%
% of FP17s for the same patient ID Re-attending between 3 & 9 months - Adults	389	820	47.4%	55.7%	51.7%	50.6%
% of FP17s for Band 1 Urgent Courses	71	811	8.8%	7.3%	8.0%	9.1%
% of FP17s Relating to Free Repair or Replacements	12	811	1.5%	0.8%	0.8%	0.8%
% of FP17s Relating to Continuations	1	811	0.1%	1.3%	1.0%	1.1%
% of Patients satisfied with the dentistry they have received	6	8	N/A	90.7%	91.5%	91.4%
% of Patients satisfied with the time they had to wait for an appointment	8	8	N/A	86.7%	88.2%	87.7%

* This is based on patients treated on this contract for their most recent course of treatment. Figures in italics indicate the base number of FP17s or Patient Questionnaire responses are less than 100. N/A is shown where the base number of responses is less than 10 during the period. % is calculated as Quantity/Base number*100

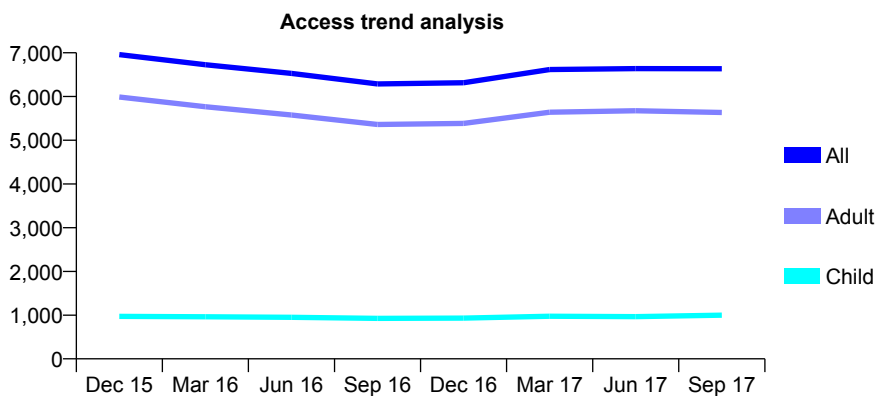
Q55 - Vital Signs At a Glance Contract Report for 139904/0001 - September 2017

Name or company name	Market Street Dental Care
Contract type name	GDS Contract
Purpose of contract	General
Contract start date	01/09/2012
Contract end date	

17/18 Contracted general activity (UDA)	16,736
Carry forward general activity (UDA)	0
17/18 Contracted orthodontic activity (UOA)	0
Carry forward orthodontic activity (UOA)	0
Baseline contract value	£407,936.05

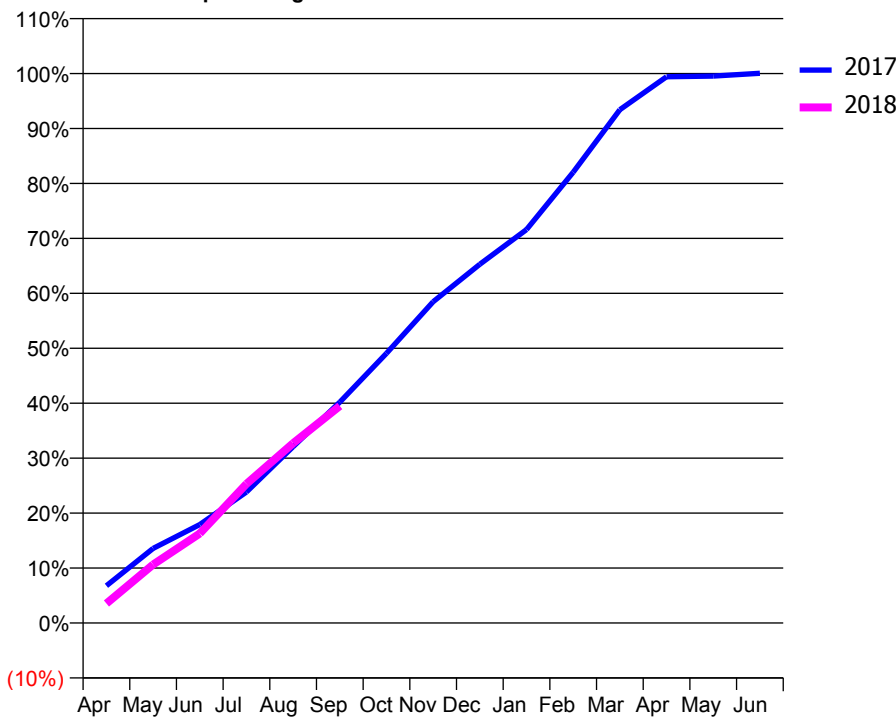
ACCESS*

Patients seen in 24 months	Total	Change since previous quarter
Quarter ending September 2016	6,288	
Quarter ending December 2016	6,315	→
Quarter ending March 2017	6,617	↑
Quarter ending June 2017	6,640	→
Quarter ending September 2017	6,634	→
Variance since September 2016	5.5%	↑



ACTIVITY

Cumulative percentage of contracted UDA delivered 2017 & 2018



Month	Adjusted Scheduled Activity (UDA)	
	2017	2018
April	1,136	594
May	2,274	1,782
June	3,001	2,727
July	3,992	4,239
August	5,371	5,475
September	6,727	6,608
October	8,216	
November	9,787	
December	10,928	
January	11,984	
February	13,727	
March	15,635	
April	16,638	
May	16,658	
June	16,741	

QUALITY

	Quantity	Base Number	Contract	AT	Region	England
% of FP17s for the same patient ID Re-attending within 3 months - Children	38	728	5.2%	10.4%	11.6%	11.9%
% of FP17s for the same patient ID Re-attending within 3 months - Adults	379	4,017	9.4%	14.2%	15.2%	15.9%
% of FP17s for the same patient ID Re-attending between 3 & 9 months - Children	462	728	63.5%	61.8%	59.1%	58.1%
% of FP17s for the same patient ID Re-attending between 3 & 9 months - Adults	2,595	4,017	64.6%	55.7%	51.7%	50.6%
% of FP17s for Band 1 Urgent Courses	149	3,712	4.0%	7.3%	8.0%	9.1%
% of FP17s Relating to Free Repair or Replacements	7	3,712	0.2%	0.8%	0.8%	0.8%
% of FP17s Relating to Continuations	44	3,712	1.2%	1.3%	1.0%	1.1%
% of Patients satisfied with the dentistry they have received	10	13	76.9%	90.7%	91.5%	91.4%
% of Patients satisfied with the time they had to wait for an appointment	9	13	69.2%	86.7%	88.2%	87.7%

* This is based on patients treated on this contract for their most recent course of treatment. Figures in italics indicate the base number of FP17s or Patient Questionnaire responses are less than 100. N/A is shown where the base number of responses is less than 10 during the period. % is calculated as Quantity/Base number*100

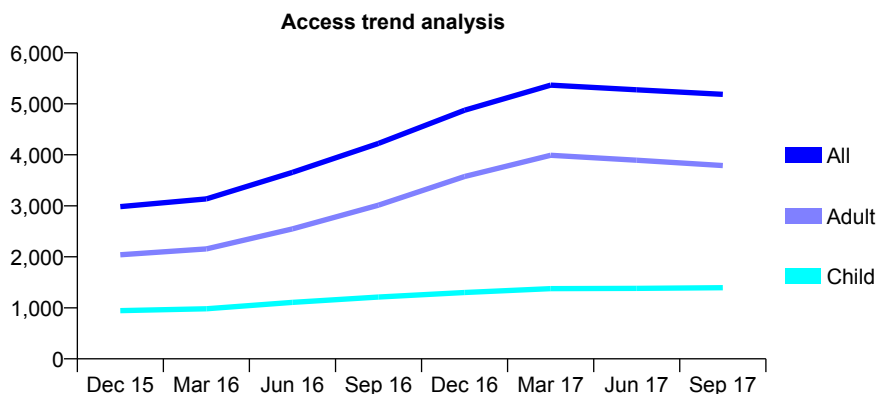
Q55 - Vital Signs At a Glance Contract Report for 142166/0001 - September 2017

Name or company name	Nationwide Healthcare Providers Ltd Clay C
Contract type name	GDS Contract
Purpose of contract	General
Contract start date	01/04/2015
Contract end date	

17/18 Contracted general activity (UDA)	13,774
Carry forward general activity (UDA)	0
17/18 Contracted orthodontic activity (UOA)	0
Carry forward orthodontic activity (UOA)	0
Baseline contract value	£397,353.05

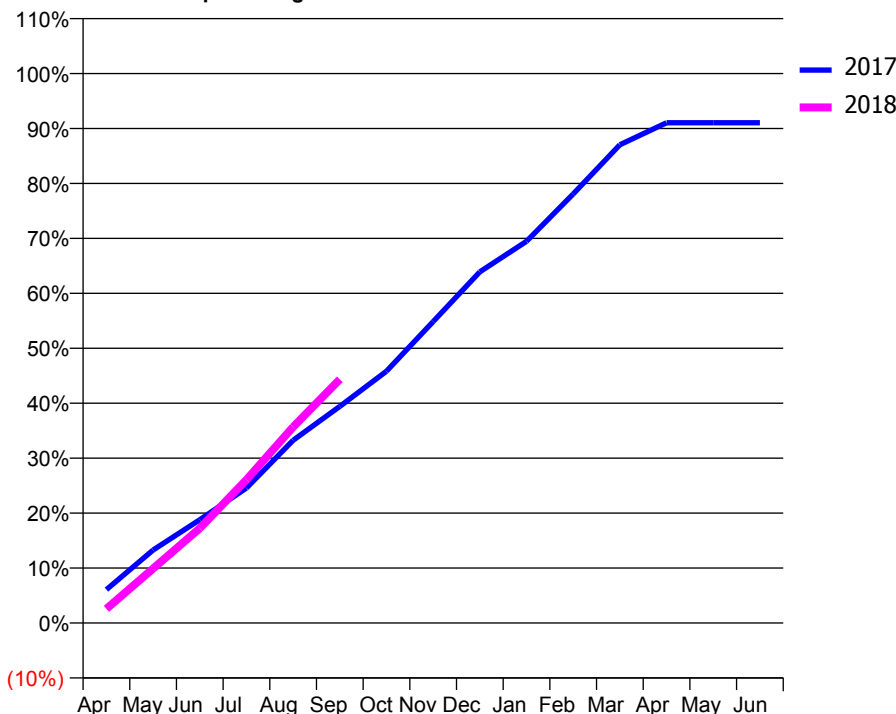
ACCESS*

Patients seen in 24 months	Total	Change since previous quarter
Quarter ending September 2016	4,224	
Quarter ending December 2016	4,874	↑
Quarter ending March 2017	5,366	↑
Quarter ending June 2017	5,274	↓
Quarter ending September 2017	5,185	↓
Variance since September 2016	22.8%	↑



ACTIVITY

Cumulative percentage of contracted UDA delivered 2017 & 2018



Month	Adjusted Scheduled Activity (UDA)	
	2017	2018
April	1,094	354
May	2,393	1,366
June	3,384	2,374
July	4,425	3,590
August	5,984	4,914
September	7,096	6,108
October	8,251	
November	9,874	
December	11,503	
January	12,506	
February	14,054	
March	15,665	
April	16,386	
May	16,388	
June	16,388	

QUALITY

	Quantity	Base Number	Contract	AT	Region	England
% of FP17s for the same patient ID Re-attending within 3 months - Children	104	952	10.9%	10.4%	11.6%	11.9%
% of FP17s for the same patient ID Re-attending within 3 months - Adults	277	2,028	13.7%	14.2%	15.2%	15.9%
% of FP17s for the same patient ID Re-attending between 3 & 9 months - Children	530	952	55.7%	61.8%	59.1%	58.1%
% of FP17s for the same patient ID Re-attending between 3 & 9 months - Adults	1,040	2,028	51.3%	55.7%	51.7%	50.6%
% of FP17s for Band 1 Urgent Courses	213	2,640	8.1%	7.3%	8.0%	9.1%
% of FP17s Relating to Free Repair or Replacements	4	2,640	0.2%	0.8%	0.8%	0.8%
% of FP17s Relating to Continuations	50	2,640	1.9%	1.3%	1.0%	1.1%
% of Patients satisfied with the dentistry they have received	5	5	N/A	90.7%	91.5%	91.4%
% of Patients satisfied with the time they had to wait for an appointment	2	5	N/A	86.7%	88.2%	87.7%

* This is based on patients treated on this contract for their most recent course of treatment. Figures in italics indicate the base number of FP17s or Patient Questionnaire responses are less than 100. N/A is shown where the base number of responses is less than 10 during the period. % is calculated as Quantity/Base number*100

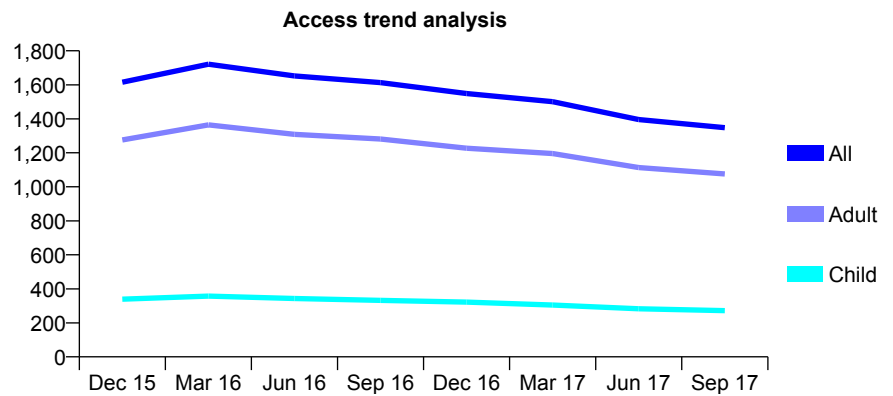
Q55 - Vital Signs At a Glance Contract Report for 142190/0001 - September 2017

Name or company name	Grange Dental Care
Contract type name	GDS Contract
Purpose of contract	General
Contract start date	01/06/2012
Contract end date	

17/18 Contracted general activity (UDA)	6,597
Carry forward general activity (UDA)	0
17/18 Contracted orthodontic activity (UOA)	0
Carry forward orthodontic activity (UOA)	0
Baseline contract value	£142,931.18

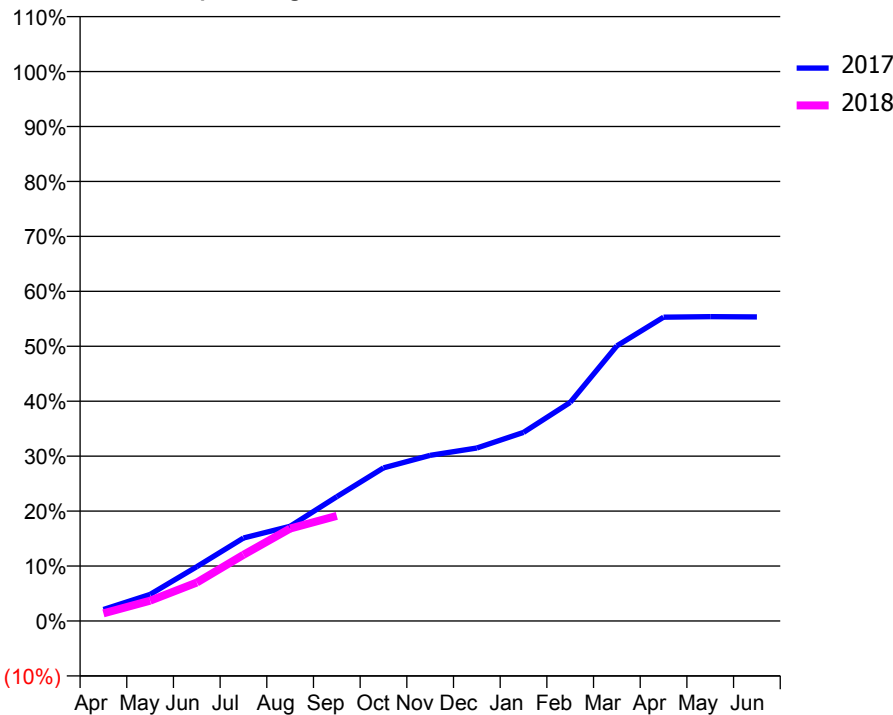
ACCESS*

Patients seen in 24 months	Total	Change since previous quarter
Quarter ending September 2016	1,613	
Quarter ending December 2016	1,549	↓
Quarter ending March 2017	1,501	↓
Quarter ending June 2017	1,396	↓
Quarter ending September 2017	1,348	↓
Variance since September 2016	(16.4%)	↓



ACTIVITY

Cumulative percentage of contracted UDA delivered 2017 & 2018



Month	Adjusted Scheduled Activity (UDA)	
	2017	2018
April	139	92
May	319	244
June	653	463
July	997	795
August	1,138	1,110
September	1,494	1,263
October	1,838	
November	1,989	
December	2,078	
January	2,265	
February	2,625	
March	3,304	
April	3,648	
May	3,654	
June	3,651	

QUALITY

	Quantity	Base Number	Contract	AT	Region	England
% of FP17s for the same patient ID Re-attending within 3 months - Children	6	147	4.1%	10.4%	11.6%	11.9%
% of FP17s for the same patient ID Re-attending within 3 months - Adults	88	541	16.3%	14.2%	15.2%	15.9%
% of FP17s for the same patient ID Re-attending between 3 & 9 months - Children	79	147	53.7%	61.8%	59.1%	58.1%
% of FP17s for the same patient ID Re-attending between 3 & 9 months - Adults	256	541	47.3%	55.7%	51.7%	50.6%
% of FP17s for Band 1 Urgent Courses	64	556	11.5%	7.3%	8.0%	9.1%
% of FP17s Relating to Free Repair or Replacements	1	556	0.2%	0.8%	0.8%	0.8%
% of FP17s Relating to Continuations	5	556	0.9%	1.3%	1.0%	1.1%
% of Patients satisfied with the dentistry they have received	1	1	N/A	90.7%	91.5%	91.4%
% of Patients satisfied with the time they had to wait for an appointment	1	1	N/A	86.7%	88.2%	87.7%

* This is based on patients treated on this contract for their most recent course of treatment. Figures in italics indicate the base number of FP17s or Patient Questionnaire responses are less than 100. N/A is shown where the base number of responses is less than 10 during the period. % is calculated as Quantity/Base number*100

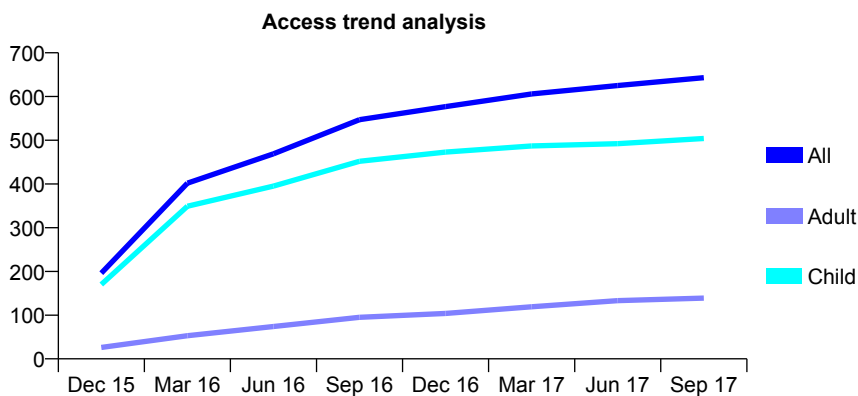
Q55 - Vital Signs At a Glance Contract Report for 142506/0001 - September 2017

Name or company name	Kedleston Dental Care
Contract type name	GDS Contract
Purpose of contract	General
Contract start date	10/07/2015
Contract end date	

17/18 Contracted general activity (UDA)	1,400
Carry forward general activity (UDA)	0
17/18 Contracted orthodontic activity (UOA)	0
Carry forward orthodontic activity (UOA)	0
Baseline contract value	£28,888.14

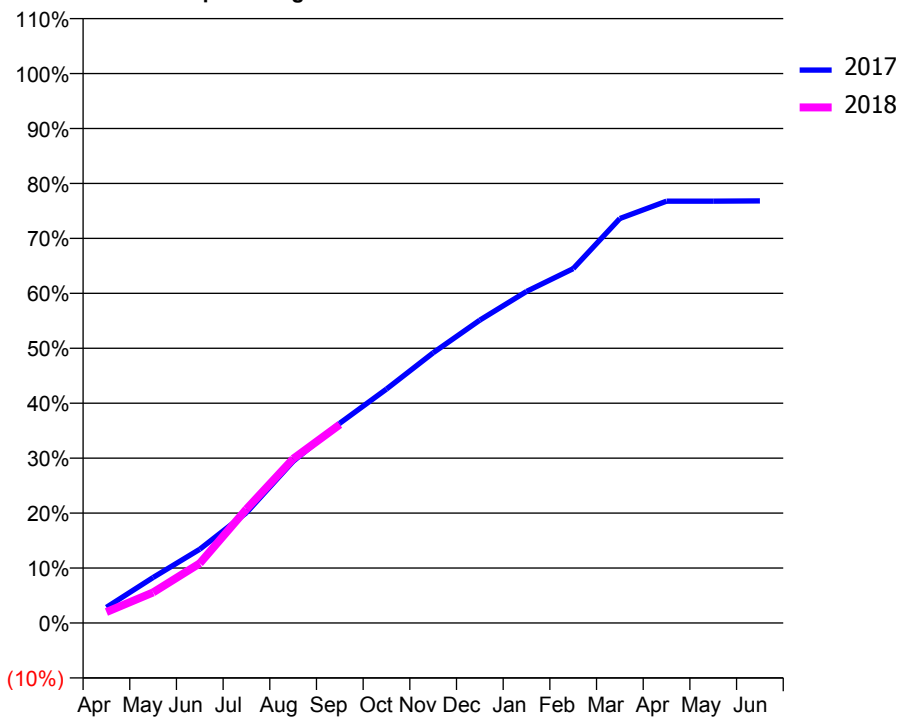
ACCESS*

Patients seen in 24 months	Total	Change since previous quarter
Quarter ending September 2016	547	
Quarter ending December 2016	577	↑
Quarter ending March 2017	606	↑
Quarter ending June 2017	625	↑
Quarter ending September 2017	643	↑
Variance since September 2016	17.6%	↑



ACTIVITY

Cumulative percentage of contracted UDA delivered 2017 & 2018



Adjusted Scheduled Activity (UDA)

Month	2017	2018
April	40	28
May	116	78
June	188	152
July	281	290
August	412	418
September	509	506
October	596	
November	688	
December	772	
January	845	
February	903	
March	1,031	
April	1,075	
May	1,075	
June	1,076	

QUALITY

	Quantity	Base Number	Contract	AT	Region	England
% of FP17s for the same patient ID Re-attending within 3 months - Children	28	392	7.1%	10.4%	11.6%	11.9%
% of FP17s for the same patient ID Re-attending within 3 months - Adults	1	62	1.6%	14.2%	15.2%	15.9%
% of FP17s for the same patient ID Re-attending between 3 & 9 months - Children	262	392	66.8%	61.8%	59.1%	58.1%
% of FP17s for the same patient ID Re-attending between 3 & 9 months - Adults	32	62	51.6%	55.7%	51.7%	50.6%
% of FP17s for Band 1 Urgent Courses	13	417	3.1%	7.3%	8.0%	9.1%
% of FP17s Relating to Free Repair or Replacements	0	417	0.0%	0.8%	0.8%	0.8%
% of FP17s Relating to Continuations	0	417	0.0%	1.3%	1.0%	1.1%
% of Patients satisfied with the dentistry they have received	0	0	N/A	90.7%	91.5%	91.4%
% of Patients satisfied with the time they had to wait for an appointment	0	0	N/A	86.7%	88.2%	87.7%

* This is based on patients treated on this contract for their most recent course of treatment. Figures in italics indicate the base number of FP17s or Patient Questionnaire responses are less than 100. N/A is shown where the base number of responses is less than 10 during the period. % is calculated as Quantity/Base number*100

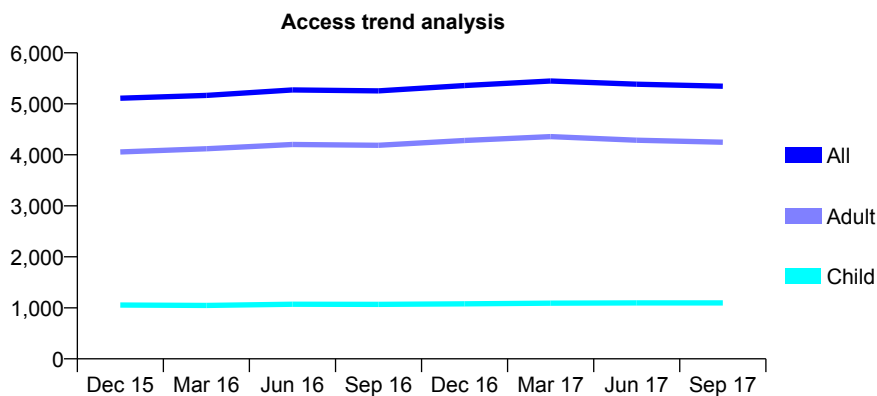
Q55 - Vital Signs At a Glance Contract Report for 143111/0001 - September 2017

Name or company name	Cadmus Dental Care Limited
Contract type name	GDS Contract
Purpose of contract	General
Contract start date	01/10/2013
Contract end date	

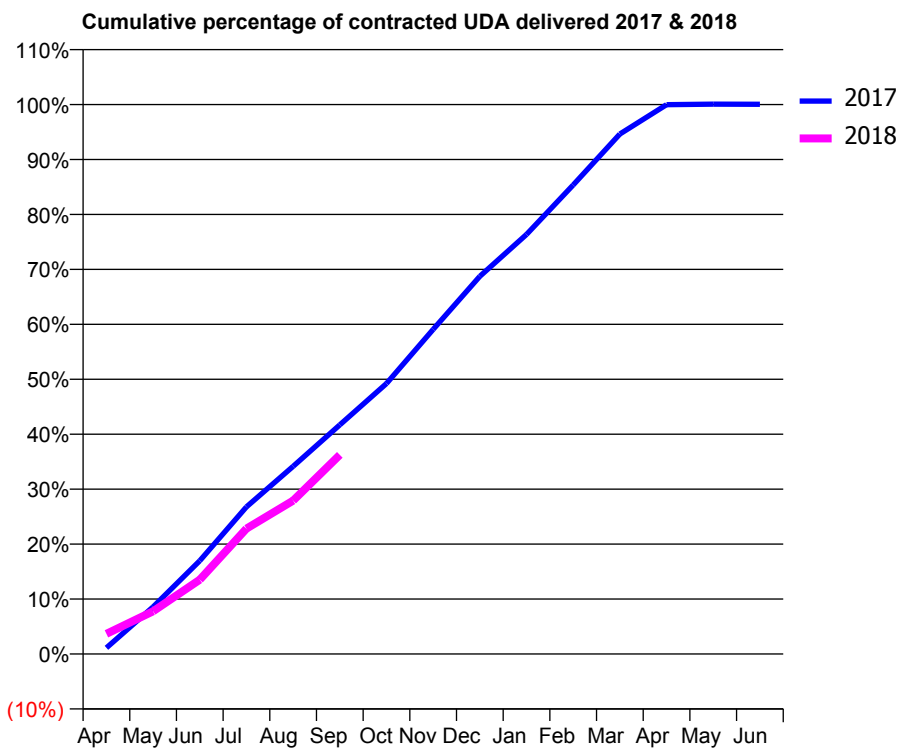
17/18 Contracted general activity (UDA)	17,677
Carry forward general activity (UDA)	0
17/18 Contracted orthodontic activity (UOA)	0
Carry forward orthodontic activity (UOA)	0
Baseline contract value	£415,258.37

ACCESS*

Patients seen in 24 months	Total	Change since previous quarter
Quarter ending September 2016	5,253	
Quarter ending December 2016	5,358	→
Quarter ending March 2017	5,448	→
Quarter ending June 2017	5,384	↓
Quarter ending September 2017	5,344	→
Variance since September 2016	1.7%	→



ACTIVITY



Month	Adjusted Scheduled Activity (UDA)	
	2017	2018
April	198	652
May	1,518	1,376
June	3,001	2,391
July	4,732	4,033
August	6,037	4,934
September	7,374	6,406
October	8,701	
November	10,443	
December	12,149	
January	13,497	
February	15,089	
March	16,726	
April	17,671	
May	17,687	
June	17,685	

QUALITY

	Quantity	Base Number	Contract	AT	Region	England
% of FP17s for the same patient ID Re-attending within 3 months - Children	47	738	6.4%	10.4%	11.6%	11.9%
% of FP17s for the same patient ID Re-attending within 3 months - Adults	320	2,501	12.8%	14.2%	15.2%	15.9%
% of FP17s for the same patient ID Re-attending between 3 & 9 months - Children	360	738	48.8%	61.8%	59.1%	58.1%
% of FP17s for the same patient ID Re-attending between 3 & 9 months - Adults	1,280	2,501	51.2%	55.7%	51.7%	50.6%
% of FP17s for Band 1 Urgent Courses	159	2,867	5.5%	7.3%	8.0%	9.1%
% of FP17s Relating to Free Repair or Replacements	22	2,867	0.8%	0.8%	0.8%	0.8%
% of FP17s Relating to Continuations	10	2,867	0.3%	1.3%	1.0%	1.1%
% of Patients satisfied with the dentistry they have received	11	11	100.0%	90.7%	91.5%	91.4%
% of Patients satisfied with the time they had to wait for an appointment	10	11	90.9%	86.7%	88.2%	87.7%

* This is based on patients treated on this contract for their most recent course of treatment. Figures in italics indicate the base number of FP17s or Patient Questionnaire responses are less than 100. N/A is shown where the base number of responses is less than 10 during the period. % is calculated as Quantity/Base number*100

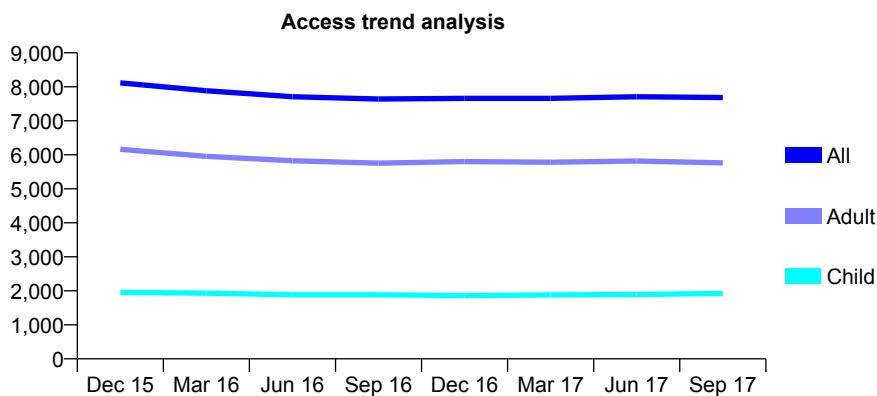
Q55 - Vital Signs At a Glance Contract Report for 143111/0002 - September 2017

Name or company name	Cadmus Dental Care Limited
Contract type name	GDS Contract
Purpose of contract	General
Contract start date	01/10/2013
Contract end date	

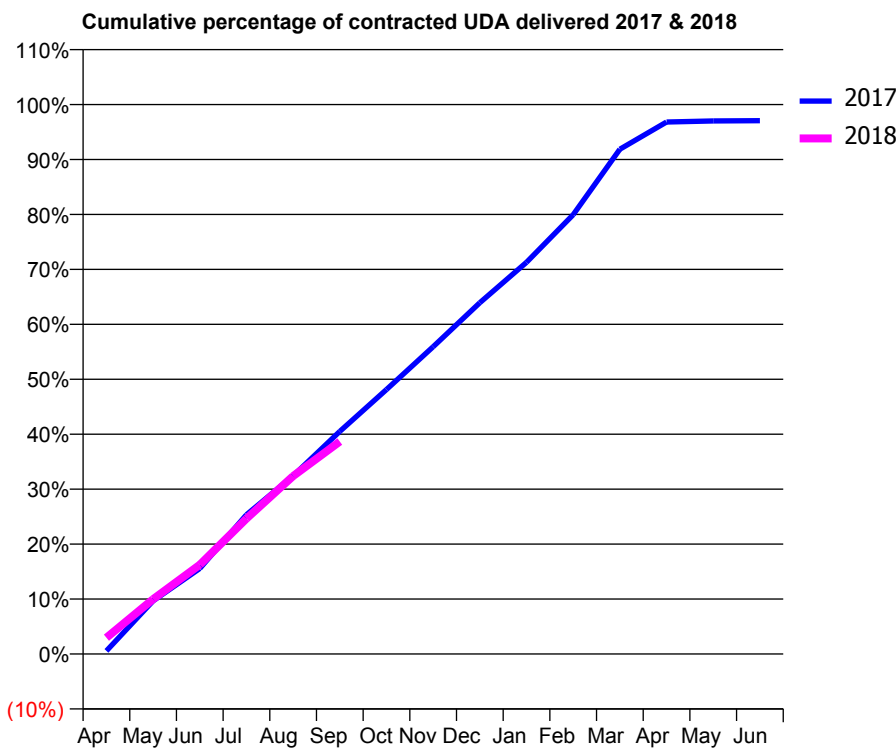
17/18 Contracted general activity (UDA)	28,084
Carry forward general activity (UDA)	0
17/18 Contracted orthodontic activity (UOA)	0
Carry forward orthodontic activity (UOA)	0
Baseline contract value	£631,920.57

ACCESS*

Patients seen in 24 months	Total	Change since previous quarter
Quarter ending September 2016	7,640	
Quarter ending December 2016	7,659	→
Quarter ending March 2017	7,662	→
Quarter ending June 2017	7,708	→
Quarter ending September 2017	7,685	→
Variance since September 2016	0.6%	→



ACTIVITY



Month	Adjusted Scheduled Activity (UDA)	
	2017	2018
April	158	835
May	2,716	2,805
June	4,371	4,565
July	7,116	6,924
August	9,111	9,097
September	11,378	10,857
October	13,517	
November	15,705	
December	17,958	
January	20,021	
February	22,452	
March	25,798	
April	27,188	
May	27,244	
June	27,258	

QUALITY

	Quantity	Base Number	Contract	AT	Region	England
% of FP17s for the same patient ID Re-attending within 3 months - Children	105	1,429	7.3%	10.4%	11.6%	11.9%
% of FP17s for the same patient ID Re-attending within 3 months - Adults	463	4,088	11.3%	14.2%	15.2%	15.9%
% of FP17s for the same patient ID Re-attending between 3 & 9 months - Children	935	1,429	65.4%	61.8%	59.1%	58.1%
% of FP17s for the same patient ID Re-attending between 3 & 9 months - Adults	2,604	4,088	63.7%	55.7%	51.7%	50.6%
% of FP17s for Band 1 Urgent Courses	200	5,001	4.0%	7.3%	8.0%	9.1%
% of FP17s Relating to Free Repair or Replacements	36	5,001	0.7%	0.8%	0.8%	0.8%
% of FP17s Relating to Continuations	39	5,001	0.8%	1.3%	1.0%	1.1%
% of Patients satisfied with the dentistry they have received	21	26	80.8%	90.7%	91.5%	91.4%
% of Patients satisfied with the time they had to wait for an appointment	26	26	100.0%	86.7%	88.2%	87.7%

* This is based on patients treated on this contract for their most recent course of treatment. Figures in italics indicate the base number of FP17s or Patient Questionnaire responses are less than 100. N/A is shown where the base number of responses is less than 10 during the period. % is calculated as Quantity/Base number*100

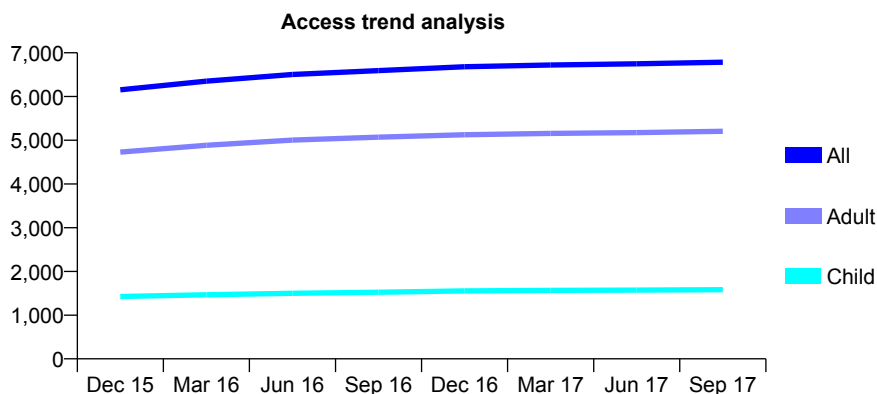
Q55 - Vital Signs At a Glance Contract Report for 146900/0001 - September 2017

Name or company name	Glen Thelwell & Associates LTD Vasileios (
Contract type name	GDS Contract
Purpose of contract	General
Contract start date	01/05/2014
Contract end date	

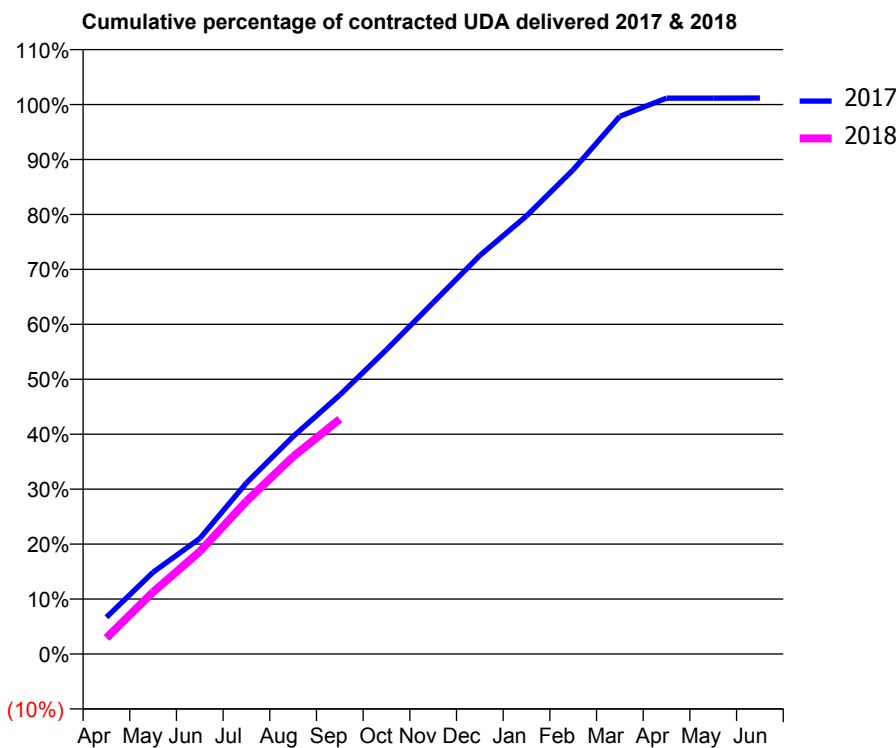
17/18 Contracted general activity (UDA)	21,370
Carry forward general activity (UDA)	0
17/18 Contracted orthodontic activity (UOA)	0
Carry forward orthodontic activity (UOA)	0
Baseline contract value	£620,770.29

ACCESS*

Patients seen in 24 months	Total	Change since previous quarter
Quarter ending September 2016	6,594	
Quarter ending December 2016	6,680	→
Quarter ending March 2017	6,721	→
Quarter ending June 2017	6,747	→
Quarter ending September 2017	6,786	→
Variance since September 2016	2.9%	↑



ACTIVITY



Month	Adjusted Scheduled Activity (UDA)	
	2017	2018
April	1,427	624
May	3,180	2,412
June	4,493	3,984
July	6,658	5,948
August	8,460	7,677
September	10,073	9,136
October	11,834	
November	13,666	
December	15,500	
January	17,038	
February	18,833	
March	20,914	
April	21,616	
May	21,620	
June	21,621	

QUALITY

	Quantity	Base Number	Contract	AT	Region	England
% of FP17s for the same patient ID Re-attending within 3 months - Children	56	1,210	4.6%	10.4%	11.6%	11.9%
% of FP17s for the same patient ID Re-attending within 3 months - Adults	515	4,004	12.9%	14.2%	15.2%	15.9%
% of FP17s for the same patient ID Re-attending between 3 & 9 months - Children	811	1,210	67.0%	61.8%	59.1%	58.1%
% of FP17s for the same patient ID Re-attending between 3 & 9 months - Adults	2,784	4,004	69.5%	55.7%	51.7%	50.6%
% of FP17s for Band 1 Urgent Courses	72	4,823	1.5%	7.3%	8.0%	9.1%
% of FP17s Relating to Free Repair or Replacements	72	4,823	1.5%	0.8%	0.8%	0.8%
% of FP17s Relating to Continuations	167	4,823	3.5%	1.3%	1.0%	1.1%
% of Patients satisfied with the dentistry they have received	9	10	90.0%	90.7%	91.5%	91.4%
% of Patients satisfied with the time they had to wait for an appointment	9	10	90.0%	86.7%	88.2%	87.7%

* This is based on patients treated on this contract for their most recent course of treatment. Figures in italics indicate the base number of FP17s or Patient Questionnaire responses are less than 100. N/A is shown where the base number of responses is less than 10 during the period. % is calculated as Quantity/Base number*100

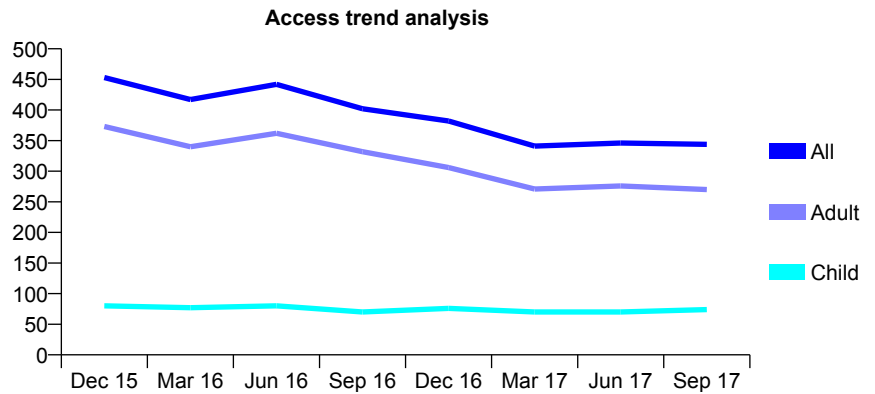
Q55 - Vital Signs At a Glance Contract Report for 147354/0001 - September 2017

Name or company name	The Oxford Street Dental Practice
Contract type name	GDS Contract
Purpose of contract	General
Contract start date	29/07/2010
Contract end date	

17/18 Contracted general activity (UDA)	900
Carry forward general activity (UDA)	0
17/18 Contracted orthodontic activity (UOA)	0
Carry forward orthodontic activity (UOA)	0
Baseline contract value	£26,323.55

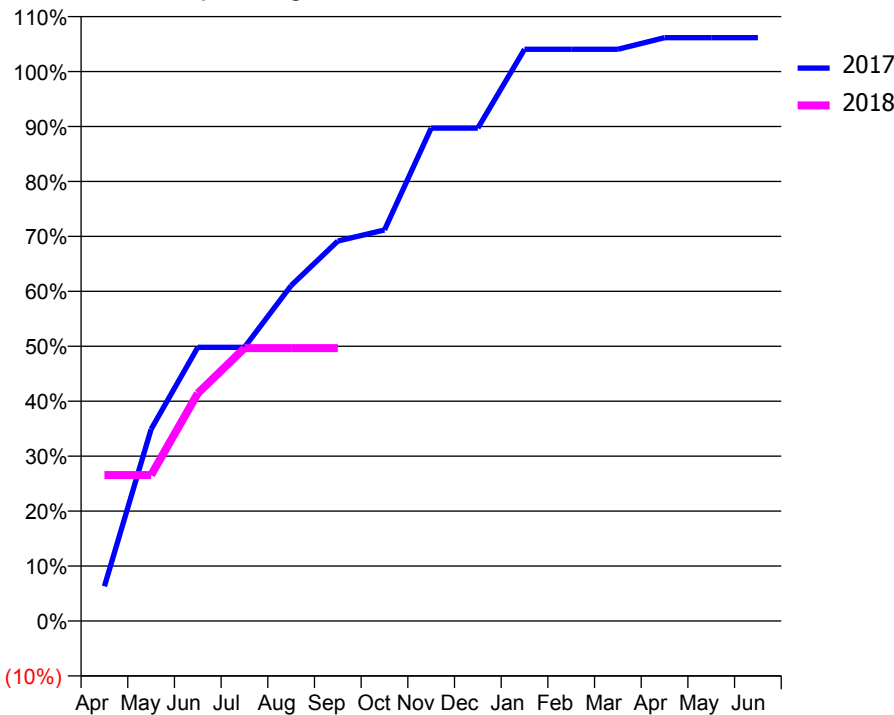
ACCESS*

Patients seen in 24 months	Total	Change since previous quarter
Quarter ending September 2016	402	
Quarter ending December 2016	382	↓
Quarter ending March 2017	341	↓
Quarter ending June 2017	346	→
Quarter ending September 2017	344	→
Variance since September 2016	(14.4%)	↓



ACTIVITY

Cumulative percentage of contracted UDA delivered 2017 & 2018



Month	Adjusted Scheduled Activity (UDA)	
	2017	2018
April	57	239
May	314	239
June	448	373
July	448	447
August	549	447
September	622	447
October	640	
November	807	
December	807	
January	936	
February	936	
March	936	
April	955	
May	955	
June	955	

QUALITY

	Quantity	Base Number	Contract	AT	Region	England
% of FP17s for the same patient ID Re-attending within 3 months - Children	0	36	0.0%	10.4%	11.6%	11.9%
% of FP17s for the same patient ID Re-attending within 3 months - Adults	10	128	7.8%	14.2%	15.2%	15.9%
% of FP17s for the same patient ID Re-attending between 3 & 9 months - Children	18	36	50.0%	61.8%	59.1%	58.1%
% of FP17s for the same patient ID Re-attending between 3 & 9 months - Adults	45	128	35.2%	55.7%	51.7%	50.6%
% of FP17s for Band 1 Urgent Courses	0	160	0.0%	7.3%	8.0%	9.1%
% of FP17s Relating to Free Repair or Replacements	0	160	0.0%	0.8%	0.8%	0.8%
% of FP17s Relating to Continuations	4	160	2.5%	1.3%	1.0%	1.1%
% of Patients satisfied with the dentistry they have received	2	2	N/A	90.7%	91.5%	91.4%
% of Patients satisfied with the time they had to wait for an appointment	2	2	N/A	86.7%	88.2%	87.7%

* This is based on patients treated on this contract for their most recent course of treatment. Figures in italics indicate the base number of FP17s or Patient Questionnaire responses are less than 100. N/A is shown where the base number of responses is less than 10 during the period. % is calculated as Quantity/Base number*100

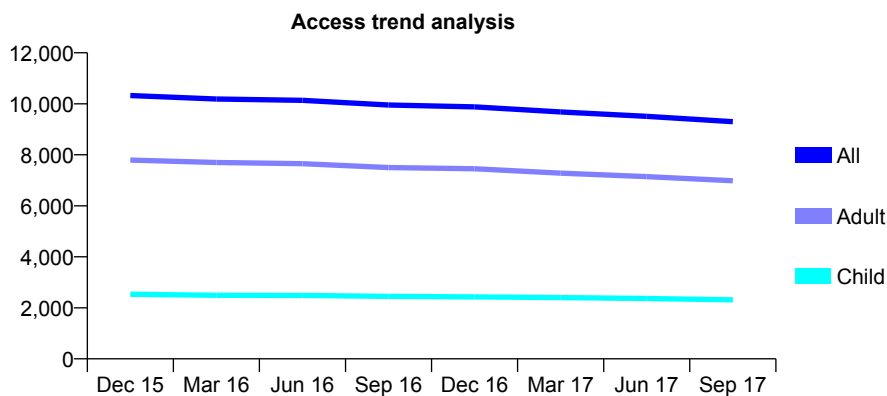
Q55 - Vital Signs At a Glance Contract Report for 148369/0001 - September 2017

Name or company name	KH & GW Ltd
Contract type name	GDS Contract
Purpose of contract	General
Contract start date	01/04/2008
Contract end date	

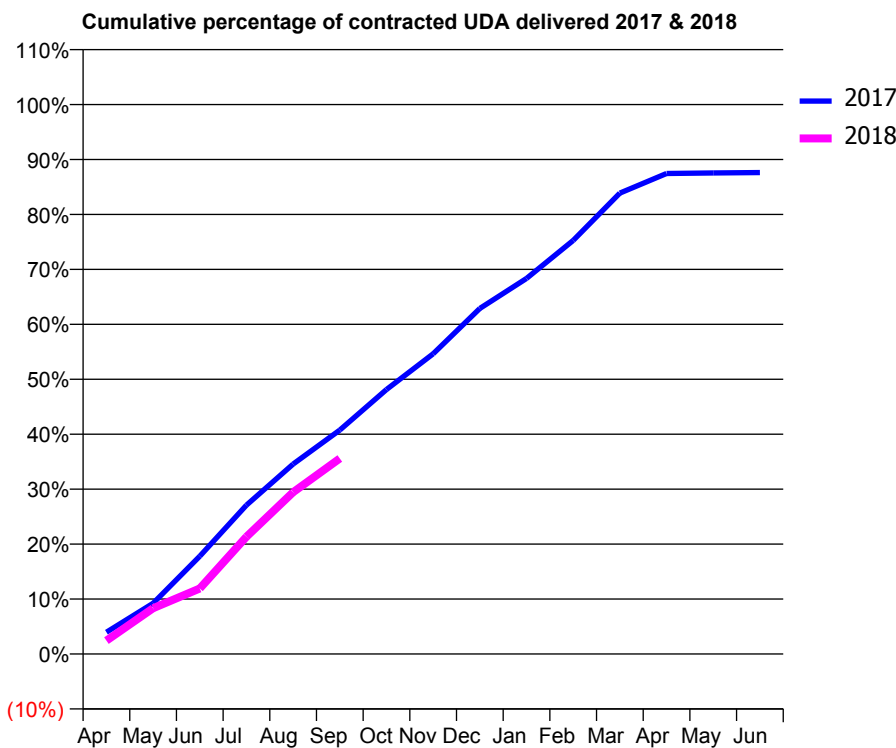
17/18 Contracted general activity (UDA)	30,382
Carry forward general activity (UDA)	0
17/18 Contracted orthodontic activity (UOA)	0
Carry forward orthodontic activity (UOA)	0
Baseline contract value	£1,038,917.21

ACCESS*

Patients seen in 24 months	Total	Change since previous quarter
Quarter ending September 2016	9,953	
Quarter ending December 2016	9,882	→
Quarter ending March 2017	9,679	↓
Quarter ending June 2017	9,510	↓
Quarter ending September 2017	9,297	↓
Variance since September 2016	(6.6%)	↓



ACTIVITY



Month	Adjusted Scheduled Activity (UDA)	
	2017	2018
April	1,202	742
May	2,808	2,532
June	5,408	3,626
July	8,232	6,484
August	10,501	8,949
September	12,380	10,809
October	14,623	
November	16,603	
December	19,104	
January	20,765	
February	22,866	
March	25,486	
April	26,564	
May	26,598	
June	26,621	

QUALITY

	Quantity	Base Number	Contract	AT	Region	England
% of FP17s for the same patient ID Re-attending within 3 months - Children	55	1,537	3.6%	10.4%	11.6%	11.9%
% of FP17s for the same patient ID Re-attending within 3 months - Adults	352	4,247	8.3%	14.2%	15.2%	15.9%
% of FP17s for the same patient ID Re-attending between 3 & 9 months - Children	912	1,537	59.3%	61.8%	59.1%	58.1%
% of FP17s for the same patient ID Re-attending between 3 & 9 months - Adults	2,378	4,247	56.0%	55.7%	51.7%	50.6%
% of FP17s for Band 1 Urgent Courses	118	5,279	2.2%	7.3%	8.0%	9.1%
% of FP17s Relating to Free Repair or Replacements	13	5,279	0.2%	0.8%	0.8%	0.8%
% of FP17s Relating to Continuations	63	5,279	1.2%	1.3%	1.0%	1.1%
% of Patients satisfied with the dentistry they have received	16	17	94.1%	90.7%	91.5%	91.4%
% of Patients satisfied with the time they had to wait for an appointment	10	17	58.8%	86.7%	88.2%	87.7%

* This is based on patients treated on this contract for their most recent course of treatment. Figures in italics indicate the base number of FP17s or Patient Questionnaire responses are less than 100. N/A is shown where the base number of responses is less than 10 during the period. % is calculated as Quantity/Base number*100

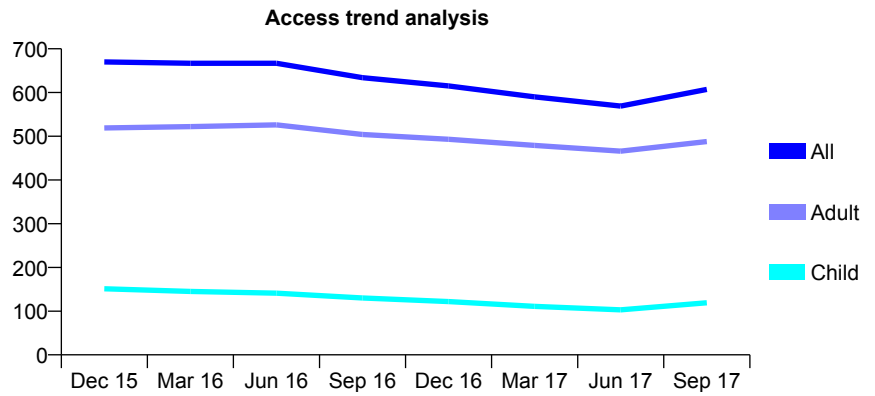
Q55 - Vital Signs At a Glance Contract Report for 151378/0001 - September 2017

Name or company name	Bulwell Dental Practice
Contract type name	GDS Contract
Purpose of contract	General
Contract start date	03/11/2008
Contract end date	

17/18 Contracted general activity (UDA)	2,345
Carry forward general activity (UDA)	0
17/18 Contracted orthodontic activity (UOA)	0
Carry forward orthodontic activity (UOA)	0
Baseline contract value	£54,570.05

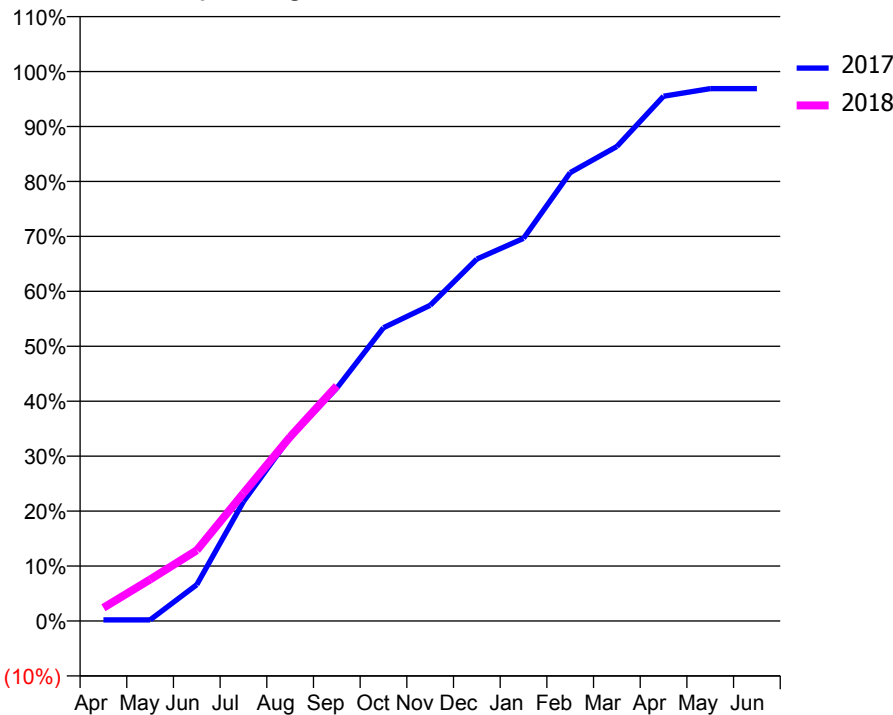
ACCESS*

Patients seen in 24 months	Total	Change since previous quarter
Quarter ending September 2016	634	
Quarter ending December 2016	615	↓
Quarter ending March 2017	590	↓
Quarter ending June 2017	569	↓
Quarter ending September 2017	607	↑
Variance since September 2016	(4.3%)	↓



ACTIVITY

Cumulative percentage of contracted UDA delivered 2017 & 2018



Month	Adjusted Scheduled Activity (UDA)	
	2017	2018
April	5	57
May	5	177
June	155	302
July	510	545
August	785	786
September	994	1,004
October	1,251	
November	1,347	
December	1,545	
January	1,633	
February	1,913	
March	2,025	
April	2,239	
May	2,272	
June	2,272	

QUALITY

	Quantity	Base Number	Contract	AT	Region	England
% of FP17s for the same patient ID Re-attending within 3 months - Children	7	82	8.5%	10.4%	11.6%	11.9%
% of FP17s for the same patient ID Re-attending within 3 months - Adults	33	324	10.2%	14.2%	15.2%	15.9%
% of FP17s for the same patient ID Re-attending between 3 & 9 months - Children	29	82	35.4%	61.8%	59.1%	58.1%
% of FP17s for the same patient ID Re-attending between 3 & 9 months - Adults	153	324	47.2%	55.7%	51.7%	50.6%
% of FP17s for Band 1 Urgent Courses	28	346	8.1%	7.3%	8.0%	9.1%
% of FP17s Relating to Free Repair or Replacements	4	346	1.2%	0.8%	0.8%	0.8%
% of FP17s Relating to Continuations	4	346	1.2%	1.3%	1.0%	1.1%
% of Patients satisfied with the dentistry they have received	0	0	N/A	90.7%	91.5%	91.4%
% of Patients satisfied with the time they had to wait for an appointment	0	0	N/A	86.7%	88.2%	87.7%

* This is based on patients treated on this contract for their most recent course of treatment. Figures in italics indicate the base number of FP17s or Patient Questionnaire responses are less than 100. N/A is shown where the base number of responses is less than 10 during the period. % is calculated as Quantity/Base number*100

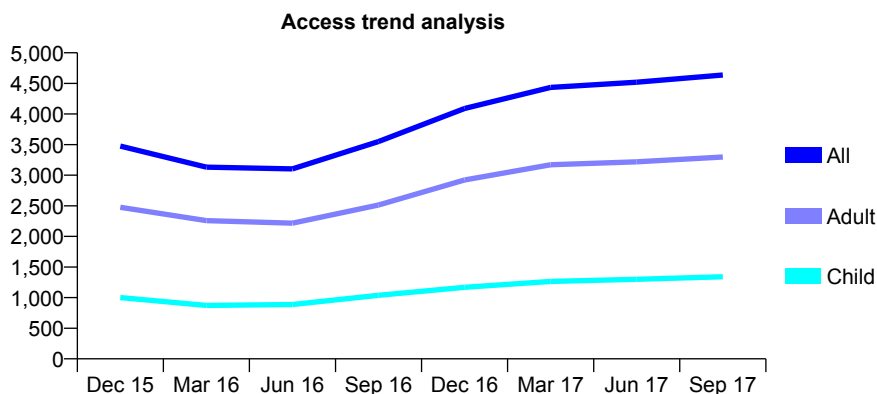
Q55 - Vital Signs At a Glance Contract Report for 153907/0002 - September 2017

Name or company name	Carlton Dental Care Limited
Contract type name	GDS Contract
Purpose of contract	General
Contract start date	06/04/2013
Contract end date	

17/18 Contracted general activity (UDA)	17,441
Carry forward general activity (UDA)	0
17/18 Contracted orthodontic activity (UOA)	0
Carry forward orthodontic activity (UOA)	0
Baseline contract value	£471,607.86

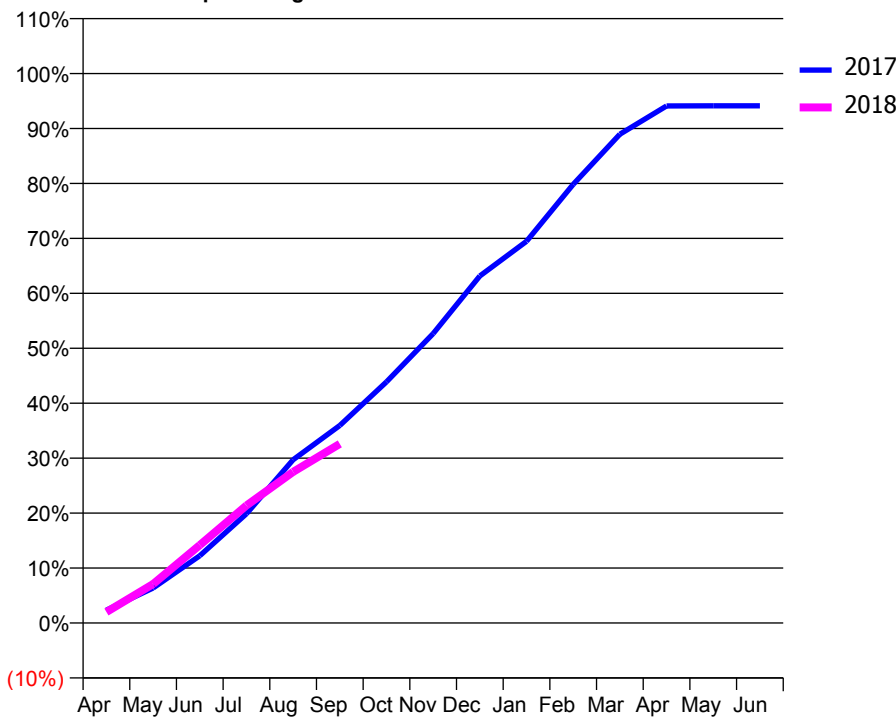
ACCESS*

Patients seen in 24 months	Total	Change since previous quarter
Quarter ending September 2016	3,550	
Quarter ending December 2016	4,091	↑
Quarter ending March 2017	4,435	↑
Quarter ending June 2017	4,520	→
Quarter ending September 2017	4,638	↑
Variance since September 2016	30.6%	↑



ACTIVITY

Cumulative percentage of contracted UDA delivered 2017 & 2018



Month	Adjusted Scheduled Activity (UDA)	
	2017	2018
April	383	351
May	1,048	1,237
June	2,012	2,474
July	3,269	3,729
August	4,884	4,799
September	5,910	5,685
October	7,216	
November	8,660	
December	10,383	
January	11,420	
February	13,123	
March	14,622	
April	15,471	
May	15,474	
June	15,474	

QUALITY

	Quantity	Base Number	Contract	AT	Region	England
% of FP17s for the same patient ID Re-attending within 3 months - Children	87	939	9.3%	10.4%	11.6%	11.9%
% of FP17s for the same patient ID Re-attending within 3 months - Adults	408	2,318	17.6%	14.2%	15.2%	15.9%
% of FP17s for the same patient ID Re-attending between 3 & 9 months - Children	526	939	56.0%	61.8%	59.1%	58.1%
% of FP17s for the same patient ID Re-attending between 3 & 9 months - Adults	1,241	2,318	53.5%	55.7%	51.7%	50.6%
% of FP17s for Band 1 Urgent Courses	133	2,700	4.9%	7.3%	8.0%	9.1%
% of FP17s Relating to Free Repair or Replacements	60	2,700	2.2%	0.8%	0.8%	0.8%
% of FP17s Relating to Continuations	120	2,700	4.4%	1.3%	1.0%	1.1%
% of Patients satisfied with the dentistry they have received	2	3	N/A	90.7%	91.5%	91.4%
% of Patients satisfied with the time they had to wait for an appointment	3	3	N/A	86.7%	88.2%	87.7%

* This is based on patients treated on this contract for their most recent course of treatment. Figures in italics indicate the base number of FP17s or Patient Questionnaire responses are less than 100. N/A is shown where the base number of responses is less than 10 during the period. % is calculated as Quantity/Base number*100

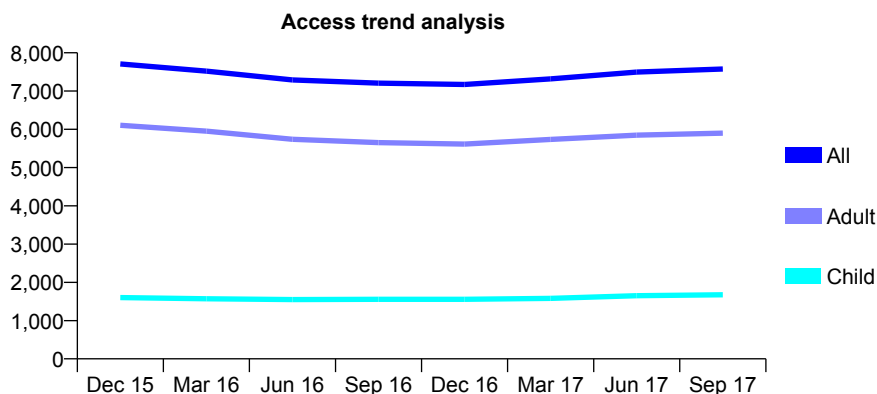
Q55 - Vital Signs At a Glance Contract Report for 154288/0001 - September 2017

Name or company name	D AND L JORDAN LIMITED
Contract type name	GDS Contract
Purpose of contract	General
Contract start date	01/04/2013
Contract end date	

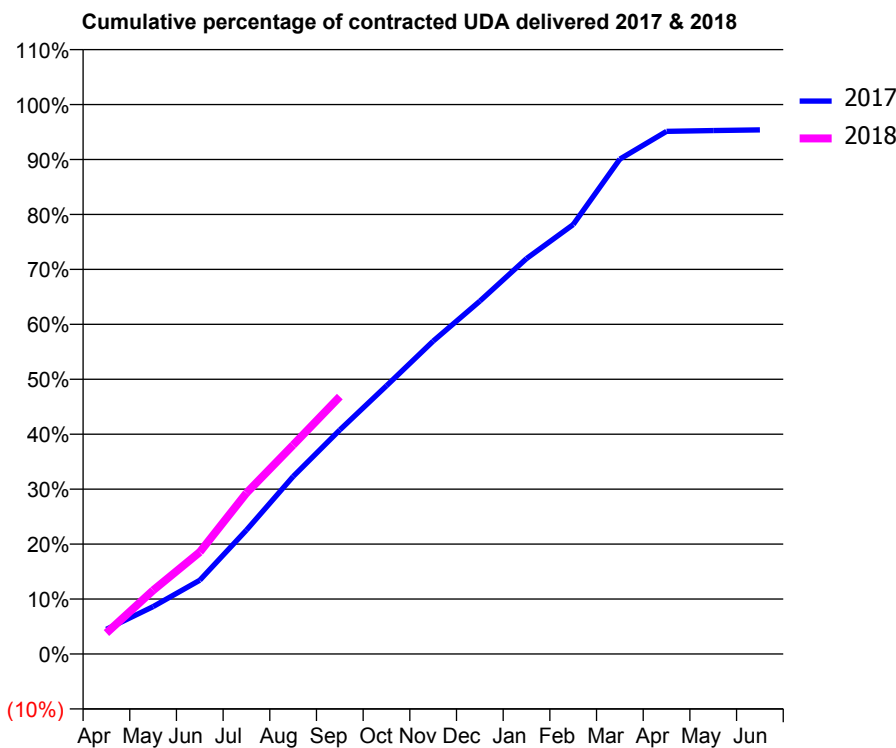
17/18 Contracted general activity (UDA)	19,075
Carry forward general activity (UDA)	0
17/18 Contracted orthodontic activity (UOA)	0
Carry forward orthodontic activity (UOA)	0
Baseline contract value	£519,041.46

ACCESS*

Patients seen in 24 months	Total	Change since previous quarter
Quarter ending September 2016	7,207	
Quarter ending December 2016	7,171	→
Quarter ending March 2017	7,319	↑
Quarter ending June 2017	7,497	↑
Quarter ending September 2017	7,576	→
Variance since September 2016	5.1%	↑



ACTIVITY



Month	Adjusted Scheduled Activity (UDA)	
	2017	2018
April	859	728
May	1,645	2,209
June	2,561	3,540
July	4,303	5,591
August	6,165	7,255
September	7,779	8,936
October	9,312	
November	10,860	
December	12,250	
January	13,728	
February	14,907	
March	17,181	
April	18,141	
May	18,173	
June	18,194	

QUALITY

	Quantity	Base Number	Contract	AT	Region	England
% of FP17s for the same patient ID Re-attending within 3 months - Children	91	1,427	6.4%	10.4%	11.6%	11.9%
% of FP17s for the same patient ID Re-attending within 3 months - Adults	494	4,765	10.4%	14.2%	15.2%	15.9%
% of FP17s for the same patient ID Re-attending between 3 & 9 months - Children	846	1,427	59.3%	61.8%	59.1%	58.1%
% of FP17s for the same patient ID Re-attending between 3 & 9 months - Adults	2,904	4,765	60.9%	55.7%	51.7%	50.6%
% of FP17s for Band 1 Urgent Courses	238	4,944	4.8%	7.3%	8.0%	9.1%
% of FP17s Relating to Free Repair or Replacements	22	4,944	0.4%	0.8%	0.8%	0.8%
% of FP17s Relating to Continuations	76	4,944	1.5%	1.3%	1.0%	1.1%
% of Patients satisfied with the dentistry they have received	7	8	N/A	90.7%	91.5%	91.4%
% of Patients satisfied with the time they had to wait for an appointment	7	8	N/A	86.7%	88.2%	87.7%

* This is based on patients treated on this contract for their most recent course of treatment. Figures in italics indicate the base number of FP17s or Patient Questionnaire responses are less than 100. N/A is shown where the base number of responses is less than 10 during the period. % is calculated as Quantity/Base number*100

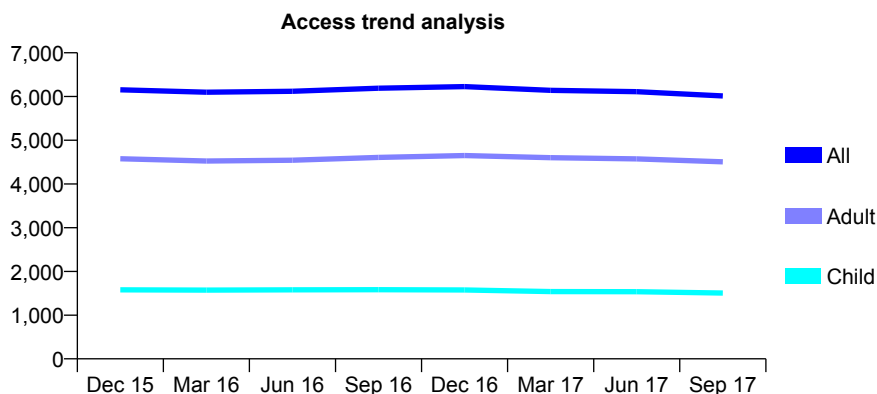
Q55 - Vital Signs At a Glance Contract Report for 154393/0001 - September 2017

Name or company name	Oswald House Dental Practice
Contract type name	GDS Contract
Purpose of contract	General
Contract start date	01/10/2013
Contract end date	

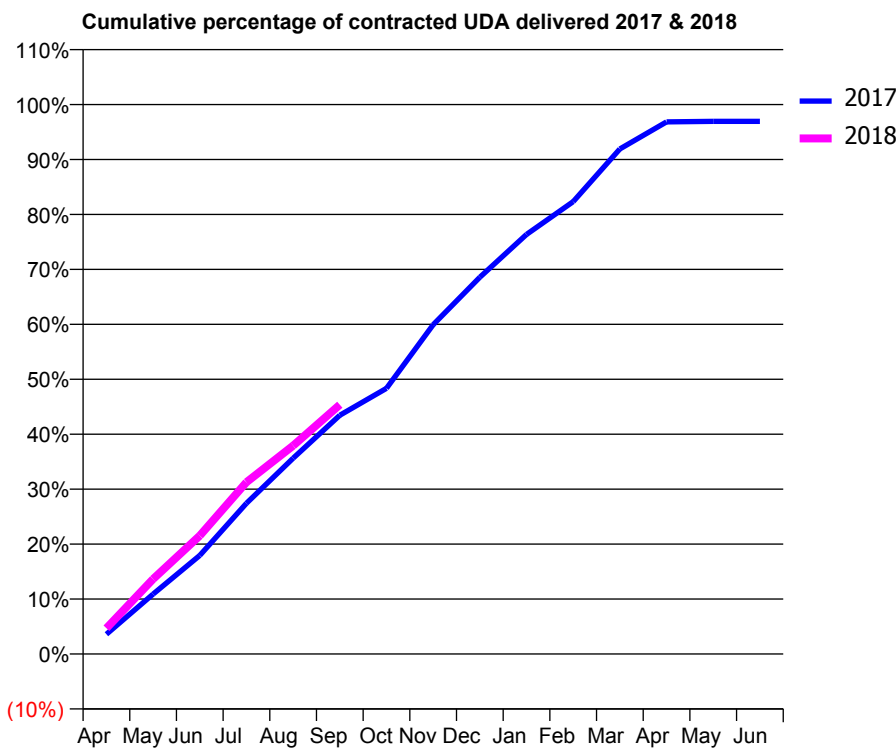
17/18 Contracted general activity (UDA)	16,083
Carry forward general activity (UDA)	0
17/18 Contracted orthodontic activity (UOA)	0
Carry forward orthodontic activity (UOA)	0
Baseline contract value	£339,770.46

ACCESS*

Patients seen in 24 months	Total	Change since previous quarter
Quarter ending September 2016	6,190	
Quarter ending December 2016	6,226	→
Quarter ending March 2017	6,140	↓
Quarter ending June 2017	6,110	→
Quarter ending September 2017	6,012	↓
Variance since September 2016	(2.9%)	↓



ACTIVITY



Month	Adjusted Scheduled Activity (UDA)	
	2017	2018
April	612	755
May	1,853	2,196
June	3,052	3,465
July	4,664	5,028
August	6,059	6,098
September	7,388	7,296
October	8,219	
November	10,189	
December	11,654	
January	12,980	
February	13,995	
March	15,626	
April	16,461	
May	16,479	
June	16,479	

QUALITY

	Quantity	Base Number	Contract	AT	Region	England
% of FP17s for the same patient ID Re-attending within 3 months - Children	77	1,196	6.4%	10.4%	11.6%	11.9%
% of FP17s for the same patient ID Re-attending within 3 months - Adults	509	3,506	14.5%	14.2%	15.2%	15.9%
% of FP17s for the same patient ID Re-attending between 3 & 9 months - Children	835	1,196	69.8%	61.8%	59.1%	58.1%
% of FP17s for the same patient ID Re-attending between 3 & 9 months - Adults	2,387	3,506	68.1%	55.7%	51.7%	50.6%
% of FP17s for Band 1 Urgent Courses	384	4,322	8.9%	7.3%	8.0%	9.1%
% of FP17s Relating to Free Repair or Replacements	40	4,322	0.9%	0.8%	0.8%	0.8%
% of FP17s Relating to Continuations	35	4,322	0.8%	1.3%	1.0%	1.1%
% of Patients satisfied with the dentistry they have received	11	11	100.0%	90.7%	91.5%	91.4%
% of Patients satisfied with the time they had to wait for an appointment	10	11	90.9%	86.7%	88.2%	87.7%

* This is based on patients treated on this contract for their most recent course of treatment. Figures in italics indicate the base number of FP17s or Patient Questionnaire responses are less than 100. N/A is shown where the base number of responses is less than 10 during the period. % is calculated as Quantity/Base number*100

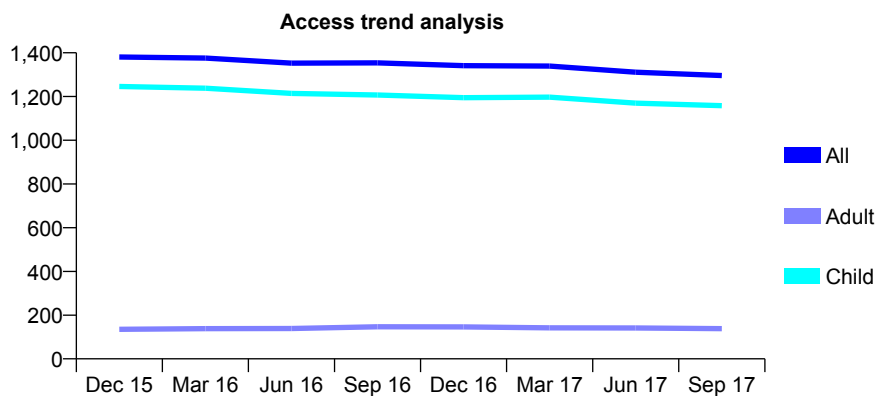
Q55 - Vital Signs At a Glance Contract Report for 157139/0001 - September 2017

Name or company name	Brompton House Dental Practice Limited
Contract type name	GDS Contract
Purpose of contract	General
Contract start date	01/04/2011
Contract end date	

17/18 Contracted general activity (UDA)	3,450
Carry forward general activity (UDA)	0
17/18 Contracted orthodontic activity (UOA)	0
Carry forward orthodontic activity (UOA)	0
Baseline contract value	£92,894.57

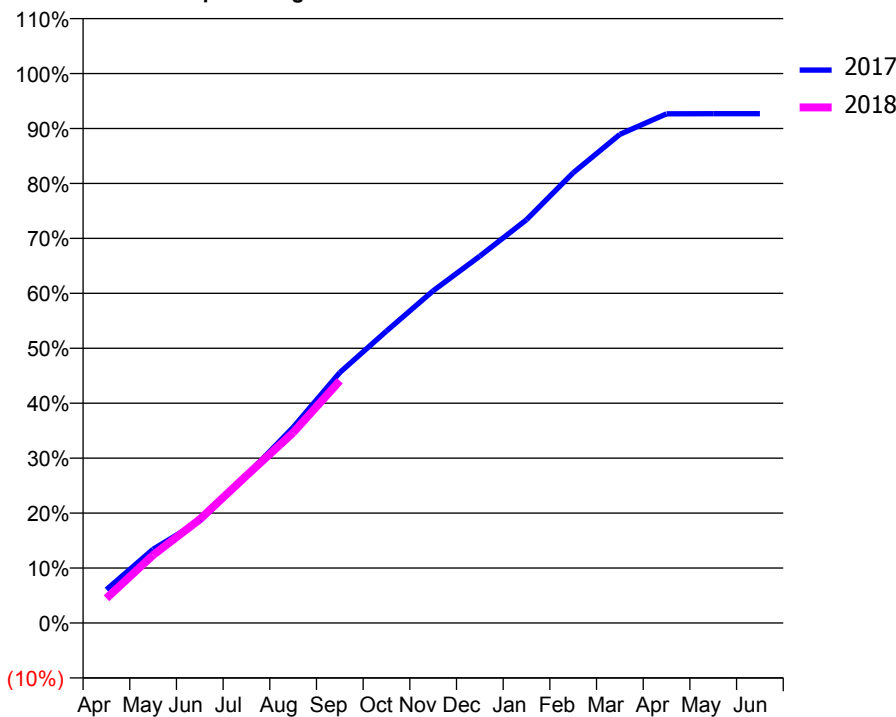
ACCESS*

Patients seen in 24 months	Total	Change since previous quarter
Quarter ending September 2016	1,354	
Quarter ending December 2016	1,341	→
Quarter ending March 2017	1,339	→
Quarter ending June 2017	1,311	↓
Quarter ending September 2017	1,296	↓
Variance since September 2016	(4.3%)	↓



ACTIVITY

Cumulative percentage of contracted UDA delivered 2017 & 2018



Adjusted Scheduled Activity (UDA)

Month	2017	2018
April	209	155
May	464	427
June	641	651
July	926	926
August	1,228	1,195
September	1,573	1,521
October	1,833	
November	2,086	
December	2,303	
January	2,532	
February	2,827	
March	3,068	
April	3,197	
May	3,198	
June	3,198	

QUALITY

	Quantity	Base Number	Contract	AT	Region	England
% of FP17s for the same patient ID Re-attending within 3 months - Children	188	1,221	15.4%	10.4%	11.6%	11.9%
% of FP17s for the same patient ID Re-attending within 3 months - Adults	0	3	0.0%	14.2%	15.2%	15.9%
% of FP17s for the same patient ID Re-attending between 3 & 9 months - Children	809	1,221	66.3%	61.8%	59.1%	58.1%
% of FP17s for the same patient ID Re-attending between 3 & 9 months - Adults	3	3	100.0%	55.7%	51.7%	50.6%
% of FP17s for Band 1 Urgent Courses	29	1,127	2.6%	7.3%	8.0%	9.1%
% of FP17s Relating to Free Repair or Replacements	0	1,127	0.0%	0.8%	0.8%	0.8%
% of FP17s Relating to Continuations	0	1,127	0.0%	1.3%	1.0%	1.1%
% of Patients satisfied with the dentistry they have received	2	2	N/A	90.7%	91.5%	91.4%
% of Patients satisfied with the time they had to wait for an appointment	2	2	N/A	86.7%	88.2%	87.7%

* This is based on patients treated on this contract for their most recent course of treatment. Figures in italics indicate the base number of FP17s or Patient Questionnaire responses are less than 100. N/A is shown where the base number of responses is less than 10 during the period. % is calculated as Quantity/Base number*100

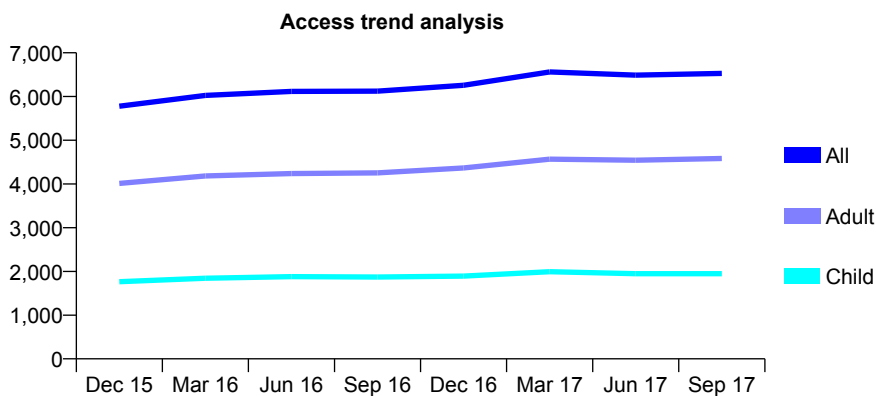
Q55 - Vital Signs At a Glance Contract Report for 158941/0001 - September 2017

Name or company name	D M Jordan Limited
Contract type name	GDS Contract
Purpose of contract	General
Contract start date	01/07/2012
Contract end date	

17/18 Contracted general activity (UDA)	21,500
Carry forward general activity (UDA)	0
17/18 Contracted orthodontic activity (UOA)	0
Carry forward orthodontic activity (UOA)	0
Baseline contract value	£514,469.95

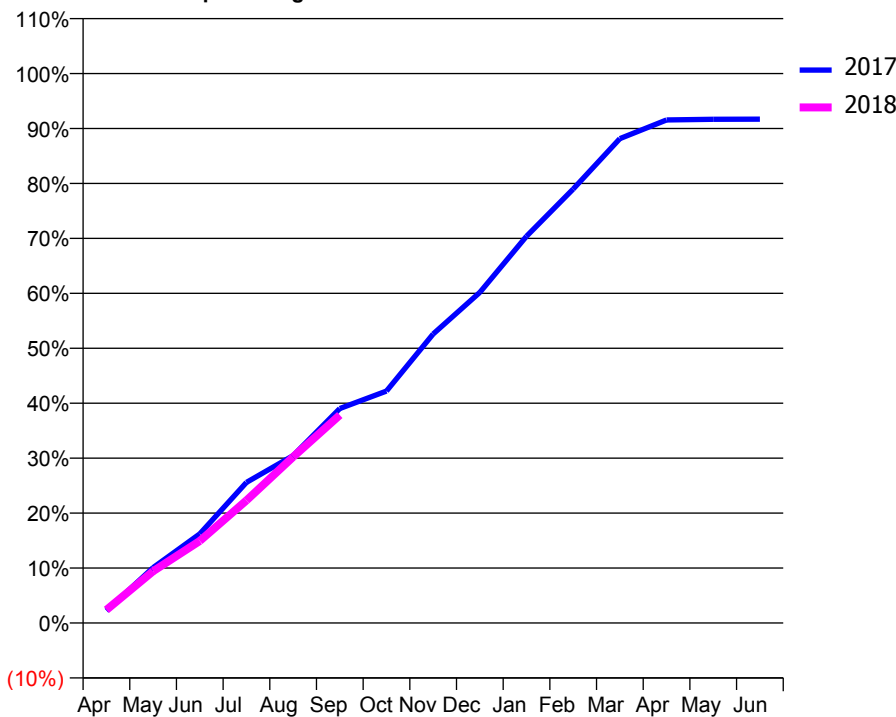
ACCESS*

Patients seen in 24 months	Total	Change since previous quarter
Quarter ending September 2016	6,123	
Quarter ending December 2016	6,258	↑
Quarter ending March 2017	6,561	↑
Quarter ending June 2017	6,489	↓
Quarter ending September 2017	6,530	→
Variance since September 2016	6.6%	↑



ACTIVITY

Cumulative percentage of contracted UDA delivered 2017 & 2018



Adjusted Scheduled Activity (UDA)

Month	2017	2018
April	481	515
May	2,167	2,025
June	3,487	3,213
July	5,504	4,798
August	6,552	6,499
September	8,392	8,135
October	9,076	
November	11,306	
December	12,938	
January	15,134	
February	16,982	
March	18,953	
April	19,681	
May	19,711	
June	19,712	

QUALITY

	Quantity	Base Number	Contract	AT	Region	England
% of FP17s for the same patient ID Re-attending within 3 months - Children	125	1,402	8.9%	10.4%	11.6%	11.9%
% of FP17s for the same patient ID Re-attending within 3 months - Adults	375	2,981	12.6%	14.2%	15.2%	15.9%
% of FP17s for the same patient ID Re-attending between 3 & 9 months - Children	810	1,402	57.8%	61.8%	59.1%	58.1%
% of FP17s for the same patient ID Re-attending between 3 & 9 months - Adults	1,741	2,981	58.4%	55.7%	51.7%	50.6%
% of FP17s for Band 1 Urgent Courses	229	4,005	5.7%	7.3%	8.0%	9.1%
% of FP17s Relating to Free Repair or Replacements	23	4,005	0.6%	0.8%	0.8%	0.8%
% of FP17s Relating to Continuations	66	4,005	1.6%	1.3%	1.0%	1.1%
% of Patients satisfied with the dentistry they have received	5	5	N/A	90.7%	91.5%	91.4%
% of Patients satisfied with the time they had to wait for an appointment	4	5	N/A	86.7%	88.2%	87.7%

* This is based on patients treated on this contract for their most recent course of treatment. Figures in italics indicate the base number of FP17s or Patient Questionnaire responses are less than 100. N/A is shown where the base number of responses is less than 10 during the period. % is calculated as Quantity/Base number*100

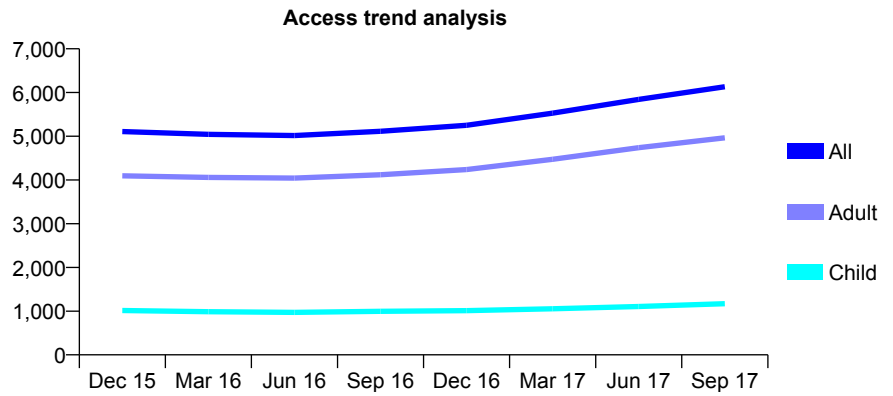
Q55 - Vital Signs At a Glance Contract Report for 160490/0001 - September 2017

Name or company name	Buttercross View Dental Surgery
Contract type name	GDS Contract
Purpose of contract	General
Contract start date	01/04/2012
Contract end date	

17/18 Contracted general activity (UDA)	16,786
Carry forward general activity (UDA)	0
17/18 Contracted orthodontic activity (UOA)	0
Carry forward orthodontic activity (UOA)	0
Baseline contract value	£442,429.15

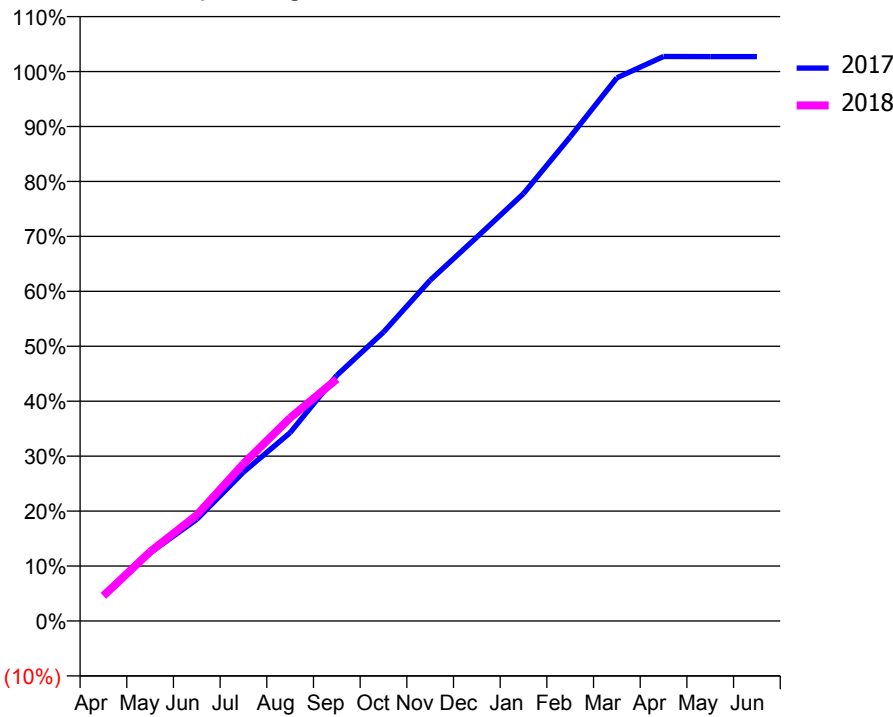
ACCESS*

Patients seen in 24 months	Total	Change since previous quarter
Quarter ending September 2016	5,114	
Quarter ending December 2016	5,251	↑
Quarter ending March 2017	5,528	↑
Quarter ending June 2017	5,842	↑
Quarter ending September 2017	6,133	↑
Variance since September 2016	19.9%	↑



ACTIVITY

Cumulative percentage of contracted UDA delivered 2017 & 2018



Month	Adjusted Scheduled Activity (UDA)	
	2017	2018
April	653	768
May	1,675	2,115
June	2,499	3,234
July	3,659	4,803
August	4,628	6,206
September	6,036	7,390
October	7,098	
November	8,373	
December	9,429	
January	10,500	
February	11,894	
March	13,344	
April	13,869	
May	13,865	
June	13,867	

QUALITY

	Quantity	Base Number	Contract	AT	Region	England
% of FP17s for the same patient ID Re-attending within 3 months - Children	62	939	6.6%	10.4%	11.6%	11.9%
% of FP17s for the same patient ID Re-attending within 3 months - Adults	396	3,450	11.5%	14.2%	15.2%	15.9%
% of FP17s for the same patient ID Re-attending between 3 & 9 months - Children	548	939	58.4%	61.8%	59.1%	58.1%
% of FP17s for the same patient ID Re-attending between 3 & 9 months - Adults	1,300	3,450	37.7%	55.7%	51.7%	50.6%
% of FP17s for Band 1 Urgent Courses	359	4,130	8.7%	7.3%	8.0%	9.1%
% of FP17s Relating to Free Repair or Replacements	22	4,130	0.5%	0.8%	0.8%	0.8%
% of FP17s Relating to Continuations	20	4,130	0.5%	1.3%	1.0%	1.1%
% of Patients satisfied with the dentistry they have received	13	16	81.3%	90.7%	91.5%	91.4%
% of Patients satisfied with the time they had to wait for an appointment	13	16	81.3%	86.7%	88.2%	87.7%

* This is based on patients treated on this contract for their most recent course of treatment. Figures in italics indicate the base number of FP17s or Patient Questionnaire responses are less than 100. N/A is shown where the base number of responses is less than 10 during the period. % is calculated as Quantity/Base number*100

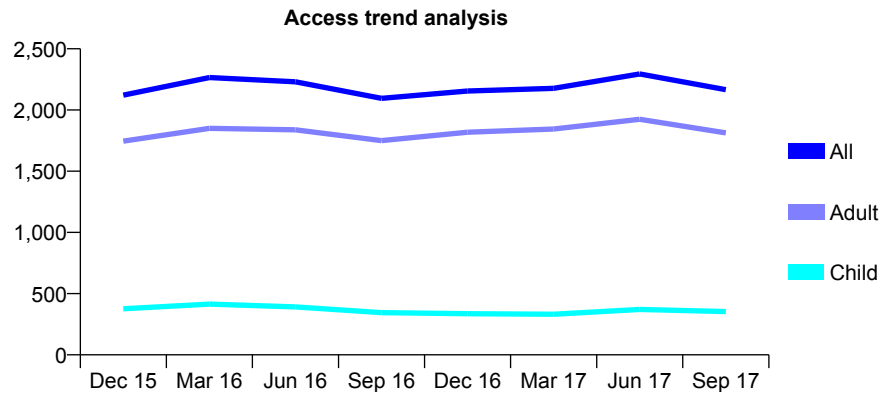
Q55 - Vital Signs At a Glance Contract Report for 160636/0001 - September 2017

Name or company name	Eyre Street Dental
Contract type name	GDS Contract
Purpose of contract	General
Contract start date	01/04/2015
Contract end date	

17/18 Contracted general activity (UDA)	9,028
Carry forward general activity (UDA)	0
17/18 Contracted orthodontic activity (UOA)	0
Carry forward orthodontic activity (UOA)	0
Baseline contract value	£252,914.91

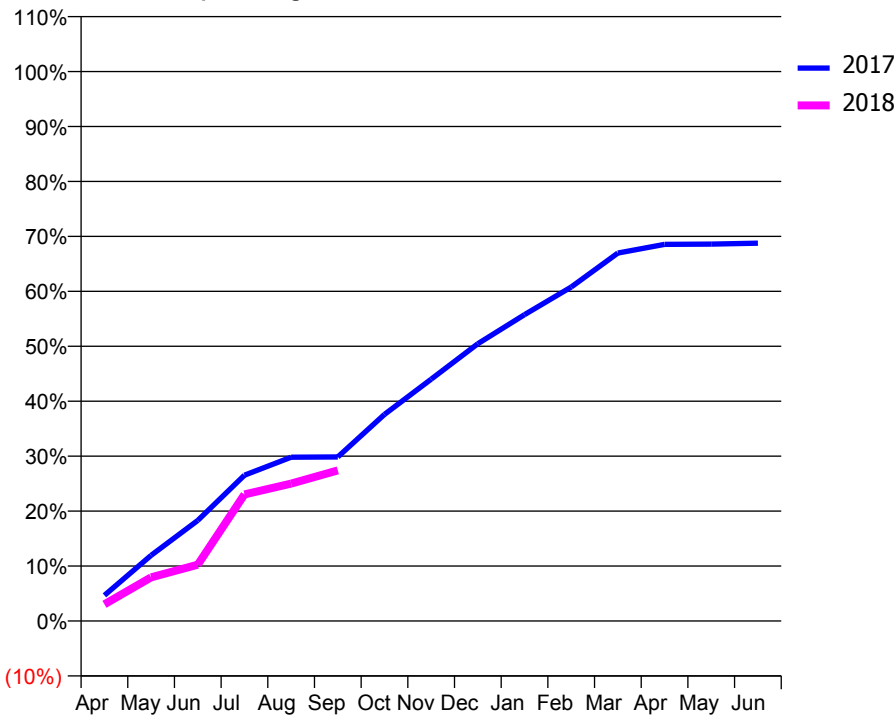
ACCESS*

Patients seen in 24 months	Total	Change since previous quarter
Quarter ending September 2016	2,095	
Quarter ending December 2016	2,155	↑
Quarter ending March 2017	2,177	→
Quarter ending June 2017	2,295	↑
Quarter ending September 2017	2,166	↓
Variance since September 2016	3.4%	↑



ACTIVITY

Cumulative percentage of contracted UDA delivered 2017 & 2018



Month	Adjusted Scheduled Activity (UDA)	
	2017	2018
April	422	276
May	1,079	717
June	1,653	926
July	2,395	2,080
August	2,692	2,257
September	2,696	2,474
October	3,396	
November	3,973	
December	4,556	
January	5,032	
February	5,488	
March	6,046	
April	6,189	
May	6,192	
June	6,207	

QUALITY

	Quantity	Base Number	Contract	AT	Region	England
% of FP17s for the same patient ID Re-attending within 3 months - Children	7	233	3.0%	10.4%	11.6%	11.9%
% of FP17s for the same patient ID Re-attending within 3 months - Adults	103	1,254	8.2%	14.2%	15.2%	15.9%
% of FP17s for the same patient ID Re-attending between 3 & 9 months - Children	148	233	63.5%	61.8%	59.1%	58.1%
% of FP17s for the same patient ID Re-attending between 3 & 9 months - Adults	840	1,254	67.0%	55.7%	51.7%	50.6%
% of FP17s for Band 1 Urgent Courses	30	1,413	2.1%	7.3%	8.0%	9.1%
% of FP17s Relating to Free Repair or Replacements	0	1,413	0.0%	0.8%	0.8%	0.8%
% of FP17s Relating to Continuations	16	1,413	1.1%	1.3%	1.0%	1.1%
% of Patients satisfied with the dentistry they have received	6	6	N/A	90.7%	91.5%	91.4%
% of Patients satisfied with the time they had to wait for an appointment	6	6	N/A	86.7%	88.2%	87.7%

* This is based on patients treated on this contract for their most recent course of treatment. Figures in italics indicate the base number of FP17s or Patient Questionnaire responses are less than 100. N/A is shown where the base number of responses is less than 10 during the period. % is calculated as Quantity/Base number*100

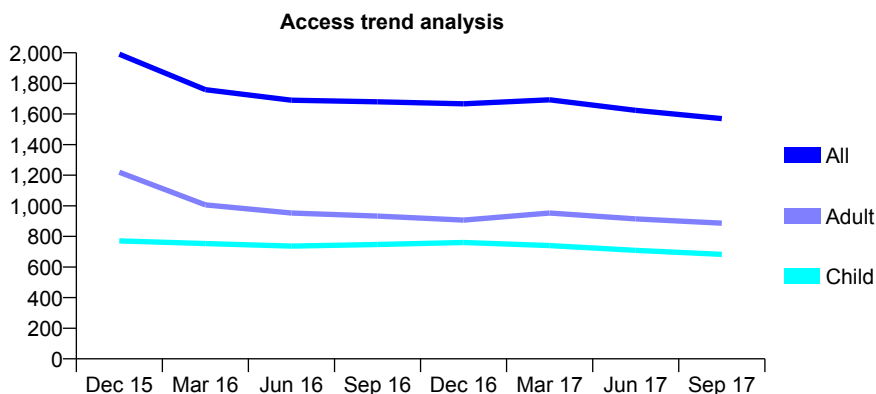
Q55 - Vital Signs At a Glance Contract Report for 161802/0001 - September 2017

Name or company name	Dental Surgery
Contract type name	GDS Contract
Purpose of contract	General
Contract start date	01/11/2012
Contract end date	

17/18 Contracted general activity (UDA)	5,966
Carry forward general activity (UDA)	0
17/18 Contracted orthodontic activity (UOA)	0
Carry forward orthodontic activity (UOA)	0
Baseline contract value	£204,011.12

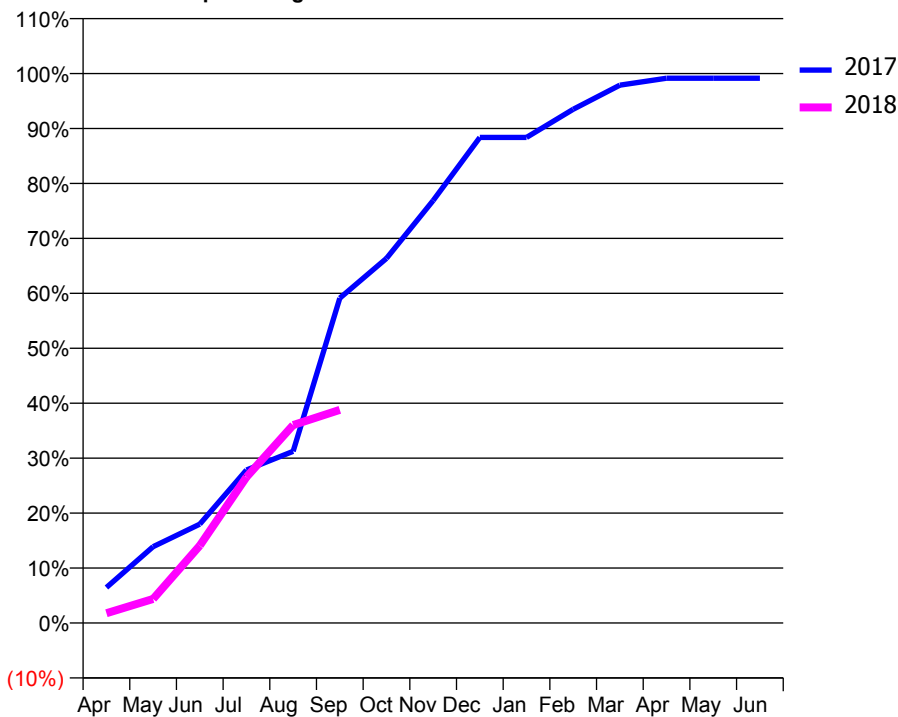
ACCESS*

Patients seen in 24 months	Total	Change since previous quarter
Quarter ending September 2016	1,680	
Quarter ending December 2016	1,667	→
Quarter ending March 2017	1,693	→
Quarter ending June 2017	1,624	↓
Quarter ending September 2017	1,570	↓
Variance since September 2016	(6.5%)	↓



ACTIVITY

Cumulative percentage of contracted UDA delivered 2017 & 2018



Month	Adjusted Scheduled Activity (UDA)	
	2017	2018
April	386	107
May	829	262
June	1,073	840
July	1,662	1,585
August	1,864	2,149
September	3,527	2,314
October	3,959	
November	4,587	
December	5,273	
January	5,273	
February	5,577	
March	5,839	
April	5,914	
May	5,914	
June	5,914	

QUALITY

	Quantity	Base Number	Contract	AT	Region	England
% of FP17s for the same patient ID Re-attending within 3 months - Children	40	525	7.6%	10.4%	11.6%	11.9%
% of FP17s for the same patient ID Re-attending within 3 months - Adults	98	571	17.2%	14.2%	15.2%	15.9%
% of FP17s for the same patient ID Re-attending between 3 & 9 months - Children	331	525	63.0%	61.8%	59.1%	58.1%
% of FP17s for the same patient ID Re-attending between 3 & 9 months - Adults	262	571	45.9%	55.7%	51.7%	50.6%
% of FP17s for Band 1 Urgent Courses	113	1,045	10.8%	7.3%	8.0%	9.1%
% of FP17s Relating to Free Repair or Replacements	2	1,045	0.2%	0.8%	0.8%	0.8%
% of FP17s Relating to Continuations	0	1,045	0.0%	1.3%	1.0%	1.1%
% of Patients satisfied with the dentistry they have received	20	21	95.2%	90.7%	91.5%	91.4%
% of Patients satisfied with the time they had to wait for an appointment	19	21	90.5%	86.7%	88.2%	87.7%

* This is based on patients treated on this contract for their most recent course of treatment. Figures in italics indicate the base number of FP17s or Patient Questionnaire responses are less than 100. N/A is shown where the base number of responses is less than 10 during the period. % is calculated as Quantity/Base number*100

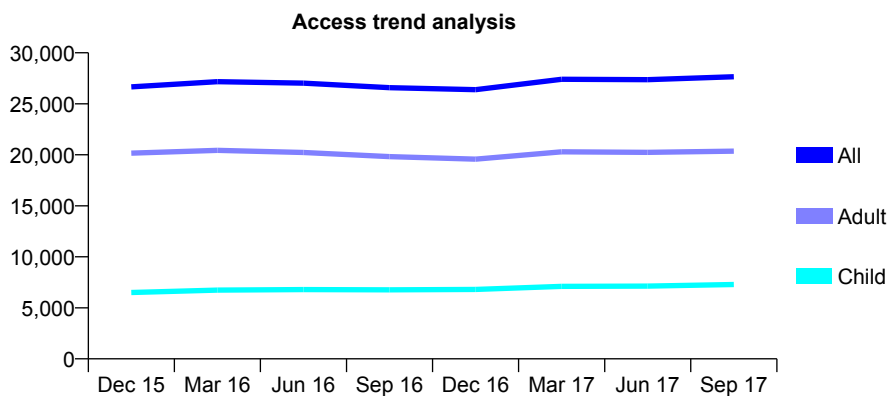
Q55 - Vital Signs At a Glance Contract Report for 162906/0001 - September 2017

Name or company name	Seven Dental & 2 Colwick Road
Contract type name	GDS Contract
Purpose of contract	General
Contract start date	01/04/2006
Contract end date	

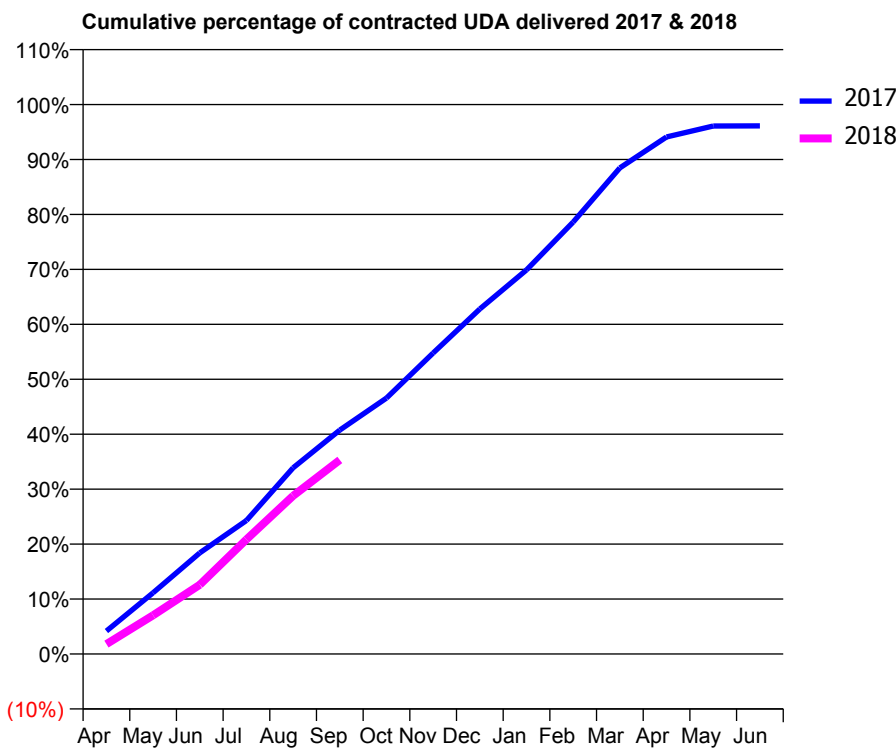
17/18 Contracted general activity (UDA)	90,476
Carry forward general activity (UDA)	0
17/18 Contracted orthodontic activity (UOA)	0
Carry forward orthodontic activity (UOA)	0
Baseline contract value	£2,736,906.93

ACCESS*

Patients seen in 24 months	Total	Change since previous quarter
Quarter ending September 2016	26,583	
Quarter ending December 2016	26,381	→
Quarter ending March 2017	27,407	↑
Quarter ending June 2017	27,367	→
Quarter ending September 2017	27,648	→
Variance since September 2016	4.0%	↑



ACTIVITY



Month	Adjusted Scheduled Activity (UDA)	
	2017	2018
April	3,786	1,631
May	10,087	6,373
June	16,657	11,404
July	21,979	18,880
August	30,661	26,050
September	36,866	31,947
October	42,140	
November	49,566	
December	56,811	
January	63,234	
February	71,122	
March	80,033	
April	85,140	
May	86,923	
June	86,945	

QUALITY

	Quantity	Base Number	Contract	AT	Region	England
% of FP17s for the same patient ID Re-attending within 3 months - Children	650	5,089	12.8%	10.4%	11.6%	11.9%
% of FP17s for the same patient ID Re-attending within 3 months - Adults	1,932	11,254	17.2%	14.2%	15.2%	15.9%
% of FP17s for the same patient ID Re-attending between 3 & 9 months - Children	2,594	5,089	51.0%	61.8%	59.1%	58.1%
% of FP17s for the same patient ID Re-attending between 3 & 9 months - Adults	4,353	11,254	38.7%	55.7%	51.7%	50.6%
% of FP17s for Band 1 Urgent Courses	1,767	13,581	13.0%	7.3%	8.0%	9.1%
% of FP17s Relating to Free Repair or Replacements	14	13,581	0.1%	0.8%	0.8%	0.8%
% of FP17s Relating to Continuations	270	13,581	2.0%	1.3%	1.0%	1.1%
% of Patients satisfied with the dentistry they have received	16	19	84.2%	90.7%	91.5%	91.4%
% of Patients satisfied with the time they had to wait for an appointment	15	19	78.9%	86.7%	88.2%	87.7%

* This is based on patients treated on this contract for their most recent course of treatment. Figures in italics indicate the base number of FP17s or Patient Questionnaire responses are less than 100. N/A is shown where the base number of responses is less than 10 during the period. % is calculated as Quantity/Base number*100

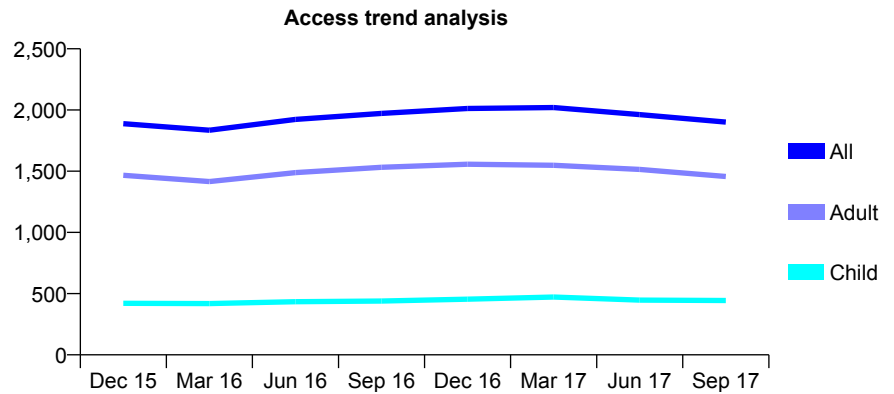
Q55 - Vital Signs At a Glance Contract Report for 162906/0002 - September 2017

Name or company name	Seven Dental & 2 Colwick Road
Contract type name	GDS Contract
Purpose of contract	General
Contract start date	01/04/2006
Contract end date	

17/18 Contracted general activity (UDA)	8,140
Carry forward general activity (UDA)	0
17/18 Contracted orthodontic activity (UOA)	0
Carry forward orthodontic activity (UOA)	0
Baseline contract value	£242,683.53

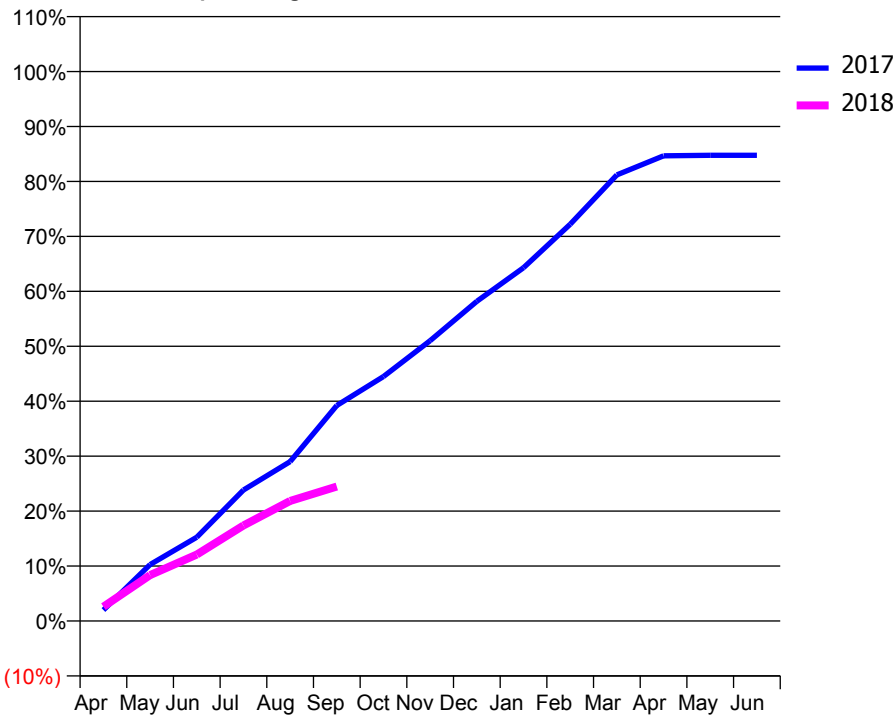
ACCESS*

Patients seen in 24 months	Total	Change since previous quarter
Quarter ending September 2016	1,972	
Quarter ending December 2016	2,012	↑
Quarter ending March 2017	2,020	→
Quarter ending June 2017	1,962	↓
Quarter ending September 2017	1,901	↓
Variance since September 2016	(3.6%)	↓



ACTIVITY

Cumulative percentage of contracted UDA delivered 2017 & 2018



Month	Adjusted Scheduled Activity (UDA)	
	2017	2018
April	163	212
May	837	681
June	1,241	985
July	1,940	1,416
August	2,361	1,780
September	3,194	1,992
October	3,622	
November	4,153	
December	4,735	
January	5,234	
February	5,878	
March	6,609	
April	6,890	
May	6,899	
June	6,899	

QUALITY

	Quantity	Base Number	Contract	AT	Region	England
% of FP17s for the same patient ID Re-attending within 3 months - Children	19	225	8.4%	10.4%	11.6%	11.9%
% of FP17s for the same patient ID Re-attending within 3 months - Adults	94	706	13.3%	14.2%	15.2%	15.9%
% of FP17s for the same patient ID Re-attending between 3 & 9 months - Children	120	225	53.3%	61.8%	59.1%	58.1%
% of FP17s for the same patient ID Re-attending between 3 & 9 months - Adults	313	706	44.3%	55.7%	51.7%	50.6%
% of FP17s for Band 1 Urgent Courses	87	813	10.7%	7.3%	8.0%	9.1%
% of FP17s Relating to Free Repair or Replacements	0	813	0.0%	0.8%	0.8%	0.8%
% of FP17s Relating to Continuations	8	813	1.0%	1.3%	1.0%	1.1%
% of Patients satisfied with the dentistry they have received	2	3	N/A	90.7%	91.5%	91.4%
% of Patients satisfied with the time they had to wait for an appointment	1	3	N/A	86.7%	88.2%	87.7%

* This is based on patients treated on this contract for their most recent course of treatment. Figures in italics indicate the base number of FP17s or Patient Questionnaire responses are less than 100. N/A is shown where the base number of responses is less than 10 during the period. % is calculated as Quantity/Base number*100

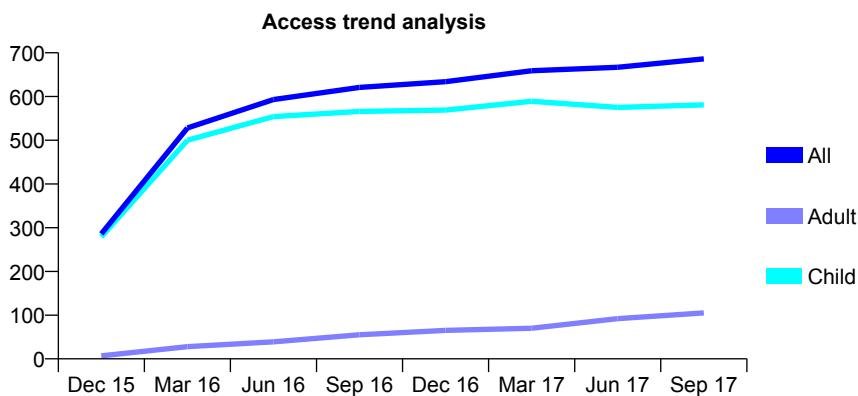
Q55 - Vital Signs At a Glance Contract Report for 163627/0001 - September 2017

Name or company name	High Street Dental Limited
Contract type name	GDS Contract
Purpose of contract	General
Contract start date	01/10/2015
Contract end date	

17/18 Contracted general activity (UDA)	2,280
Carry forward general activity (UDA)	0
17/18 Contracted orthodontic activity (UOA)	0
Carry forward orthodontic activity (UOA)	0
Baseline contract value	£49,601.51

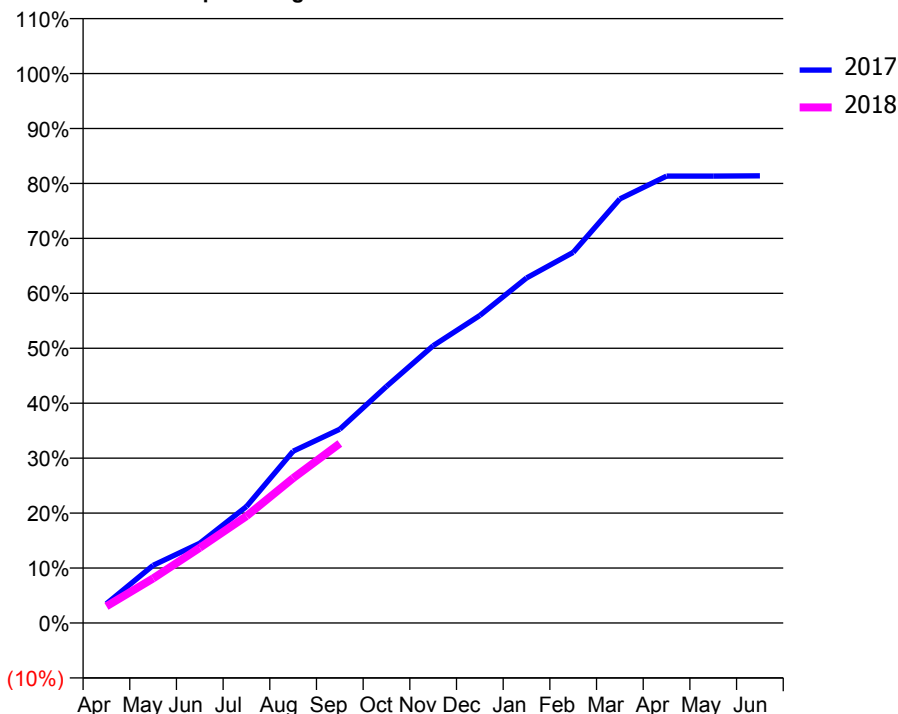
ACCESS*

Patients seen in 24 months	Total	Change since previous quarter
Quarter ending September 2016	621	
Quarter ending December 2016	634	↑
Quarter ending March 2017	659	↑
Quarter ending June 2017	667	→
Quarter ending September 2017	686	↑
Variance since September 2016	10.5%	↑



ACTIVITY

Cumulative percentage of contracted UDA delivered 2017 & 2018



Month	Adjusted Scheduled Activity (UDA)	
	2017	2018
April	80	69
May	239	185
June	331	313
July	483	443
August	713	601
September	804	745
October	982	
November	1,151	
December	1,276	
January	1,432	
February	1,538	
March	1,760	
April	1,854	
May	1,854	
June	1,855	

QUALITY

	Quantity	Base Number	Contract	AT	Region	England
% of FP17s for the same patient ID Re-attending within 3 months - Children	44	494	8.9%	10.4%	11.6%	11.9%
% of FP17s for the same patient ID Re-attending within 3 months - Adults	3	27	11.1%	14.2%	15.2%	15.9%
% of FP17s for the same patient ID Re-attending between 3 & 9 months - Children	369	494	74.7%	61.8%	59.1%	58.1%
% of FP17s for the same patient ID Re-attending between 3 & 9 months - Adults	20	27	74.1%	55.7%	51.7%	50.6%
% of FP17s for Band 1 Urgent Courses	16	463	3.5%	7.3%	8.0%	9.1%
% of FP17s Relating to Free Repair or Replacements	1	463	0.2%	0.8%	0.8%	0.8%
% of FP17s Relating to Continuations	9	463	1.9%	1.3%	1.0%	1.1%
% of Patients satisfied with the dentistry they have received	1	1	N/A	90.7%	91.5%	91.4%
% of Patients satisfied with the time they had to wait for an appointment	1	1	N/A	86.7%	88.2%	87.7%

* This is based on patients treated on this contract for their most recent course of treatment. Figures in italics indicate the base number of FP17s or Patient Questionnaire responses are less than 100. N/A is shown where the base number of responses is less than 10 during the period. % is calculated as Quantity/Base number*100

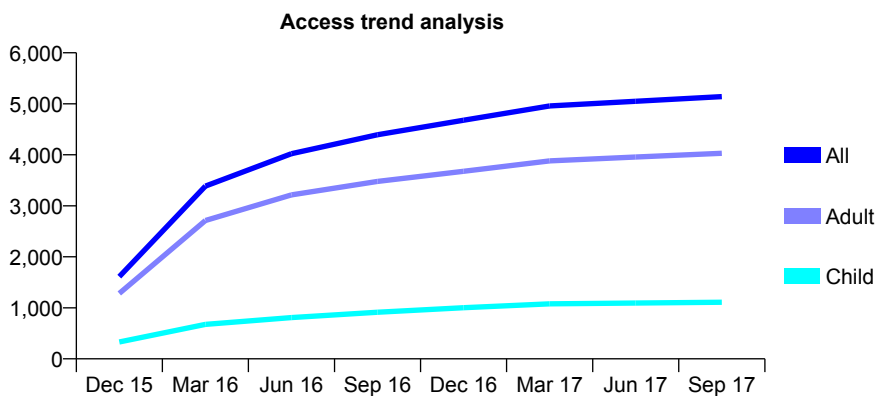
Q55 - Vital Signs At a Glance Contract Report for 164127/0001 - September 2017

Name or company name	Park Road Dental Practice
Contract type name	GDS Contract
Purpose of contract	General
Contract start date	01/10/2015
Contract end date	

17/18 Contracted general activity (UDA)	17,825
Carry forward general activity (UDA)	0
17/18 Contracted orthodontic activity (UOA)	0
Carry forward orthodontic activity (UOA)	0
Baseline contract value	£369,785.67

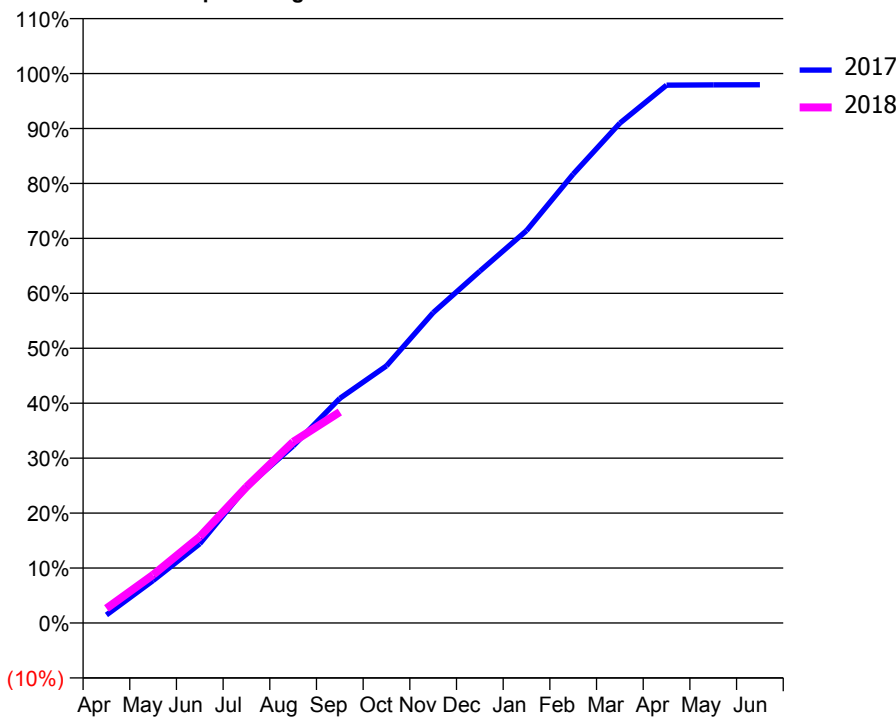
ACCESS*

Patients seen in 24 months	Total	Change since previous quarter
Quarter ending September 2016	4,394	
Quarter ending December 2016	4,678	↑
Quarter ending March 2017	4,959	↑
Quarter ending June 2017	5,050	→
Quarter ending September 2017	5,141	→
Variance since September 2016	17.0%	↑



ACTIVITY

Cumulative percentage of contracted UDA delivered 2017 & 2018



Adjusted Scheduled Activity (UDA)

Month	2017	2018
April	262	473
May	1,380	1,564
June	2,570	2,801
July	4,404	4,415
August	5,741	5,877
September	7,288	6,843
October	8,344	
November	10,068	
December	11,412	
January	12,727	
February	14,563	
March	16,213	
April	17,449	
May	17,454	
June	17,461	

QUALITY

	Quantity	Base Number	Contract	AT	Region	England
% of FP17s for the same patient ID Re-attending within 3 months - Children	77	914	8.4%	10.4%	11.6%	11.9%
% of FP17s for the same patient ID Re-attending within 3 months - Adults	416	3,186	13.1%	14.2%	15.2%	15.9%
% of FP17s for the same patient ID Re-attending between 3 & 9 months - Children	661	914	72.3%	61.8%	59.1%	58.1%
% of FP17s for the same patient ID Re-attending between 3 & 9 months - Adults	2,288	3,186	71.8%	55.7%	51.7%	50.6%
% of FP17s for Band 1 Urgent Courses	158	3,630	4.4%	7.3%	8.0%	9.1%
% of FP17s Relating to Free Repair or Replacements	52	3,630	1.4%	0.8%	0.8%	0.8%
% of FP17s Relating to Continuations	2	3,630	0.1%	1.3%	1.0%	1.1%
% of Patients satisfied with the dentistry they have received	10	11	90.9%	90.7%	91.5%	91.4%
% of Patients satisfied with the time they had to wait for an appointment	10	11	90.9%	86.7%	88.2%	87.7%

* This is based on patients treated on this contract for their most recent course of treatment. Figures in italics indicate the base number of FP17s or Patient Questionnaire responses are less than 100. N/A is shown where the base number of responses is less than 10 during the period. % is calculated as Quantity/Base number*100

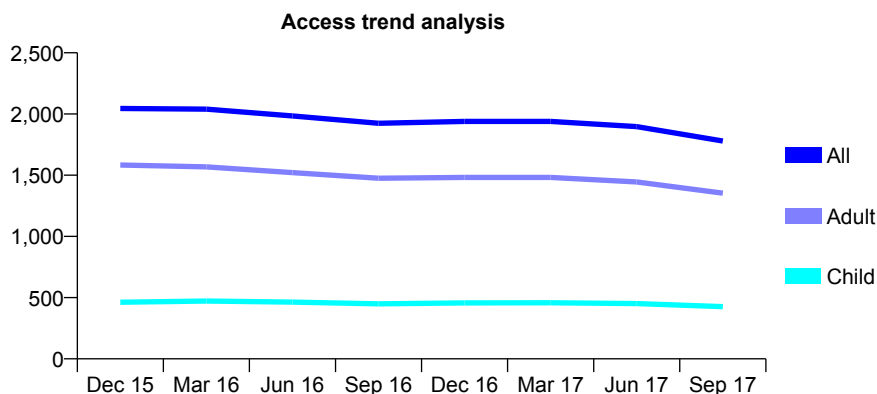
Q55 - Vital Signs At a Glance Contract Report for 166111/0001 - September 2017

Name or company name	Hathersage Dental Surgery
Contract type name	GDS Contract
Purpose of contract	General
Contract start date	01/06/2013
Contract end date	

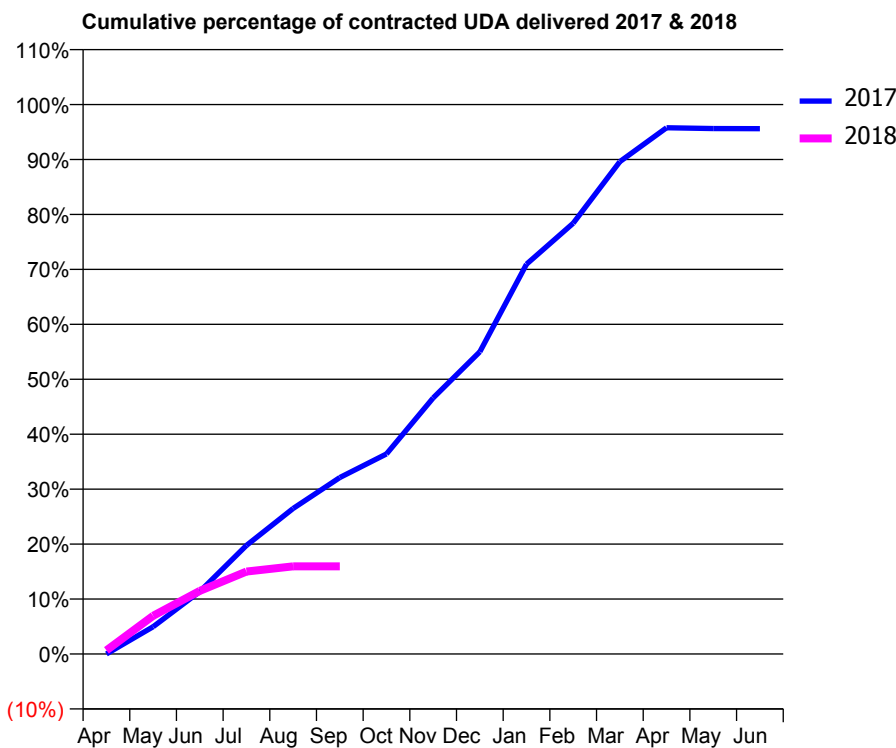
17/18 Contracted general activity (UDA)	5,158
Carry forward general activity (UDA)	0
17/18 Contracted orthodontic activity (UOA)	0
Carry forward orthodontic activity (UOA)	0
Baseline contract value	£150,711.22

ACCESS*

Patients seen in 24 months	Total	Change since previous quarter
Quarter ending September 2016	1,924	
Quarter ending December 2016	1,939	→
Quarter ending March 2017	1,940	→
Quarter ending June 2017	1,897	↓
Quarter ending September 2017	1,779	↓
Variance since September 2016	(7.5%)	↓



ACTIVITY



Month	Adjusted Scheduled Activity (UDA)	
	2017	2018
April	1	34
May	256	359
June	586	593
July	1,019	774
August	1,366	823
September	1,657	823
October	1,879	
November	2,404	
December	2,837	
January	3,660	
February	4,043	
March	4,621	
April	4,940	
May	4,933	
June	4,932	

QUALITY

	Quantity	Base Number	Contract	AT	Region	England
% of FP17s for the same patient ID Re-attending within 3 months - Children	10	223	4.5%	10.4%	11.6%	11.9%
% of FP17s for the same patient ID Re-attending within 3 months - Adults	94	512	18.4%	14.2%	15.2%	15.9%
% of FP17s for the same patient ID Re-attending between 3 & 9 months - Children	152	223	68.2%	61.8%	59.1%	58.1%
% of FP17s for the same patient ID Re-attending between 3 & 9 months - Adults	248	512	48.4%	55.7%	51.7%	50.6%
% of FP17s for Band 1 Urgent Courses	48	551	8.7%	7.3%	8.0%	9.1%
% of FP17s Relating to Free Repair or Replacements	6	551	1.1%	0.8%	0.8%	0.8%
% of FP17s Relating to Continuations	4	551	0.7%	1.3%	1.0%	1.1%
% of Patients satisfied with the dentistry they have received	6	7	N/A	90.7%	91.5%	91.4%
% of Patients satisfied with the time they had to wait for an appointment	7	7	N/A	86.7%	88.2%	87.7%

* This is based on patients treated on this contract for their most recent course of treatment. Figures in italics indicate the base number of FP17s or Patient Questionnaire responses are less than 100. N/A is shown where the base number of responses is less than 10 during the period. % is calculated as Quantity/Base number*100

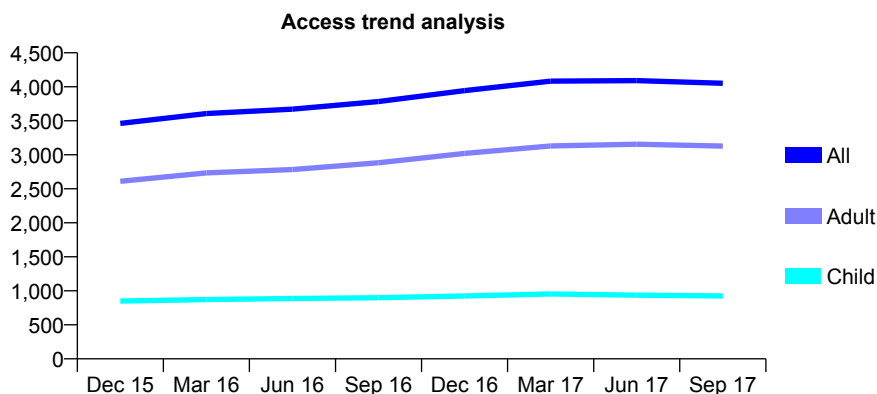
Q55 - Vital Signs At a Glance Contract Report for 167924/0001 - September 2017

Name or company name	Killamarsh Dental Practice Ltd
Contract type name	GDS Contract
Purpose of contract	General
Contract start date	01/11/2012
Contract end date	

17/18 Contracted general activity (UDA)	13,259
Carry forward general activity (UDA)	0
17/18 Contracted orthodontic activity (UOA)	0
Carry forward orthodontic activity (UOA)	0
Baseline contract value	£349,020.98

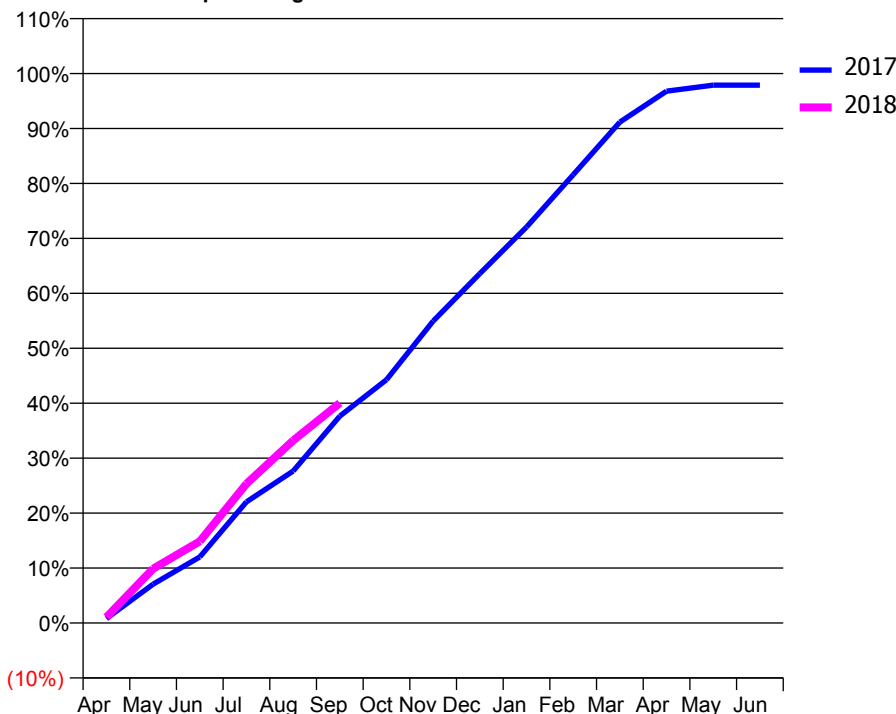
ACCESS*

Patients seen in 24 months	Total	Change since previous quarter
Quarter ending September 2016	3,783	
Quarter ending December 2016	3,945	↑
Quarter ending March 2017	4,084	↑
Quarter ending June 2017	4,092	→
Quarter ending September 2017	4,052	→
Variance since September 2016	7.1%	↑



ACTIVITY

Cumulative percentage of contracted UDA delivered 2017 & 2018



Month	Adjusted Scheduled Activity (UDA)	
	2017	2018
April	120	139
May	1,037	1,311
June	1,761	1,972
July	3,226	3,361
August	4,046	4,402
September	5,510	5,309
October	6,480	
November	8,044	
December	9,306	
January	10,546	
February	11,940	
March	13,342	
April	14,165	
May	14,325	
June	14,325	

QUALITY

	Quantity	Base Number	Contract	AT	Region	England
% of FP17s for the same patient ID Re-attending within 3 months - Children	47	740	6.4%	10.4%	11.6%	11.9%
% of FP17s for the same patient ID Re-attending within 3 months - Adults	318	2,463	12.9%	14.2%	15.2%	15.9%
% of FP17s for the same patient ID Re-attending between 3 & 9 months - Children	535	740	72.3%	61.8%	59.1%	58.1%
% of FP17s for the same patient ID Re-attending between 3 & 9 months - Adults	1,769	2,463	71.8%	55.7%	51.7%	50.6%
% of FP17s for Band 1 Urgent Courses	124	2,740	4.5%	7.3%	8.0%	9.1%
% of FP17s Relating to Free Repair or Replacements	53	2,740	1.9%	0.8%	0.8%	0.8%
% of FP17s Relating to Continuations	2	2,740	0.1%	1.3%	1.0%	1.1%
% of Patients satisfied with the dentistry they have received	18	21	85.7%	90.7%	91.5%	91.4%
% of Patients satisfied with the time they had to wait for an appointment	17	21	81.0%	86.7%	88.2%	87.7%

* This is based on patients treated on this contract for their most recent course of treatment. Figures in italics indicate the base number of FP17s or Patient Questionnaire responses are less than 100. N/A is shown where the base number of responses is less than 10 during the period. % is calculated as Quantity/Base number*100

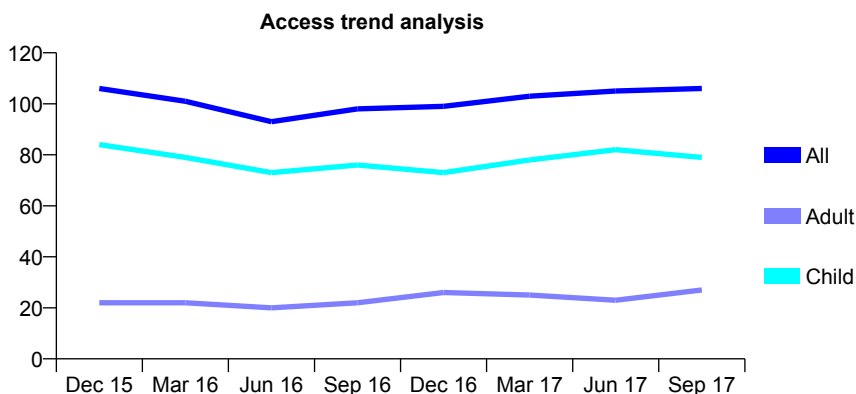
Q55 - Vital Signs At a Glance Contract Report for 169544/0001 - September 2017

Name or company name	STEEPLE GRANGE SMILES LTD.,
Contract type name	GDS Contract
Purpose of contract	General and Orthodontic
Contract start date	15/08/2008
Contract end date	

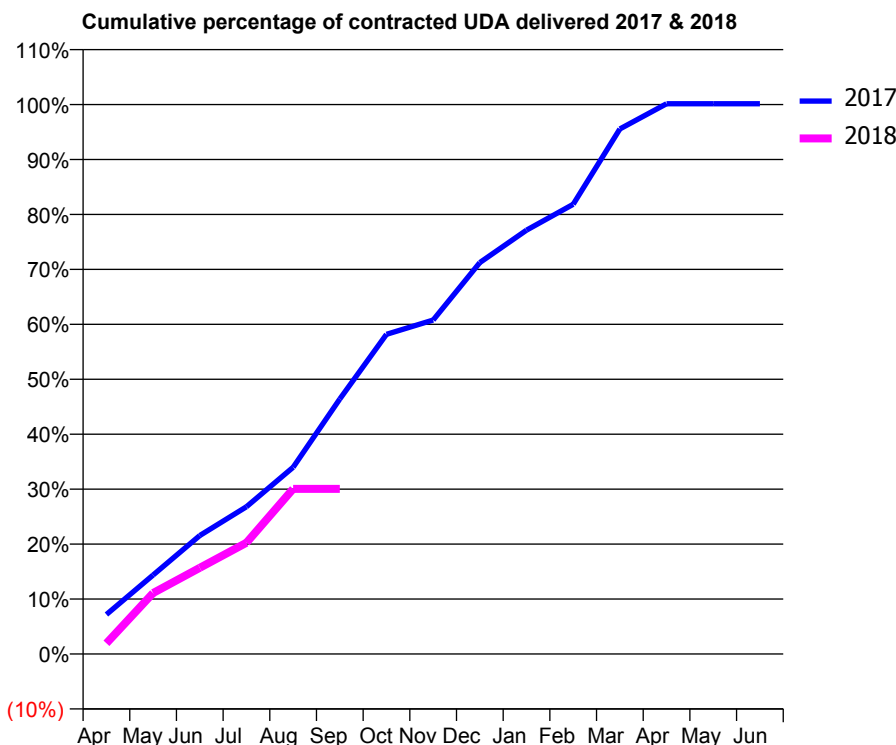
17/18 Contracted general activity (UDA)	153
Carry forward general activity (UDA)	0
17/18 Contracted orthodontic activity (UOA)	684
Carry forward orthodontic activity (UOA)	0
Baseline contract value	£50,570.62

ACCESS*

Patients seen in 24 months	Total	Change since previous quarter
Quarter ending September 2016	98	
Quarter ending December 2016	99	→
Quarter ending March 2017	103	↑
Quarter ending June 2017	105	→
Quarter ending September 2017	106	→
Variance since September 2016	8.2%	↑



ACTIVITY



Month	Adjusted Scheduled Activity (UDA)	
	2017	2018
April	11	3
May	22	17
June	33	24
July	41	31
August	52	46
September	71	46
October	89	
November	93	
December	109	
January	118	
February	125	
March	146	
April	153	
May	153	
June	153	

QUALITY

	Quantity	Base Number	Contract	AT	Region	England
% of FP17s for the same patient ID Re-attending within 3 months - Children	6	89	6.7%	10.4%	11.6%	11.9%
% of FP17s for the same patient ID Re-attending within 3 months - Adults	0	7	0.0%	14.2%	15.2%	15.9%
% of FP17s for the same patient ID Re-attending between 3 & 9 months - Children	30	89	33.7%	61.8%	59.1%	58.1%
% of FP17s for the same patient ID Re-attending between 3 & 9 months - Adults	0	7	0.0%	55.7%	51.7%	50.6%
% of FP17s for Band 1 Urgent Courses	0	36	0.0%	7.3%	8.0%	9.1%
% of FP17s Relating to Free Repair or Replacements	0	36	0.0%	0.8%	0.8%	0.8%
% of FP17s Relating to Continuations	0	36	0.0%	1.3%	1.0%	1.1%
% of Patients satisfied with the dentistry they have received	0	0	N/A	90.7%	91.5%	91.4%
% of Patients satisfied with the time they had to wait for an appointment	0	0	N/A	86.7%	88.2%	87.7%

* This is based on patients treated on this contract for their most recent course of treatment. Figures in italics indicate the base number of FP17s or Patient Questionnaire responses are less than 100. N/A is shown where the base number of responses is less than 10 during the period. % is calculated as Quantity/Base number*100

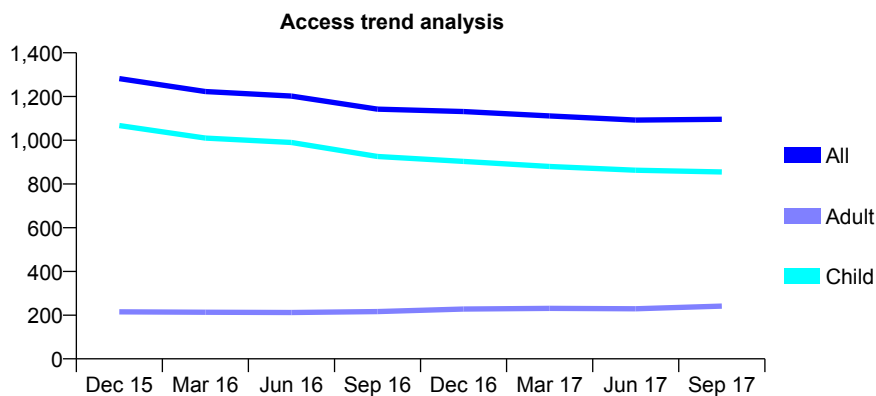
Q55 - Vital Signs At a Glance Contract Report for 170100/0001 - September 2017

Name or company name	Rooprai & Aulak
Contract type name	GDS Contract
Purpose of contract	General
Contract start date	01/04/2009
Contract end date	

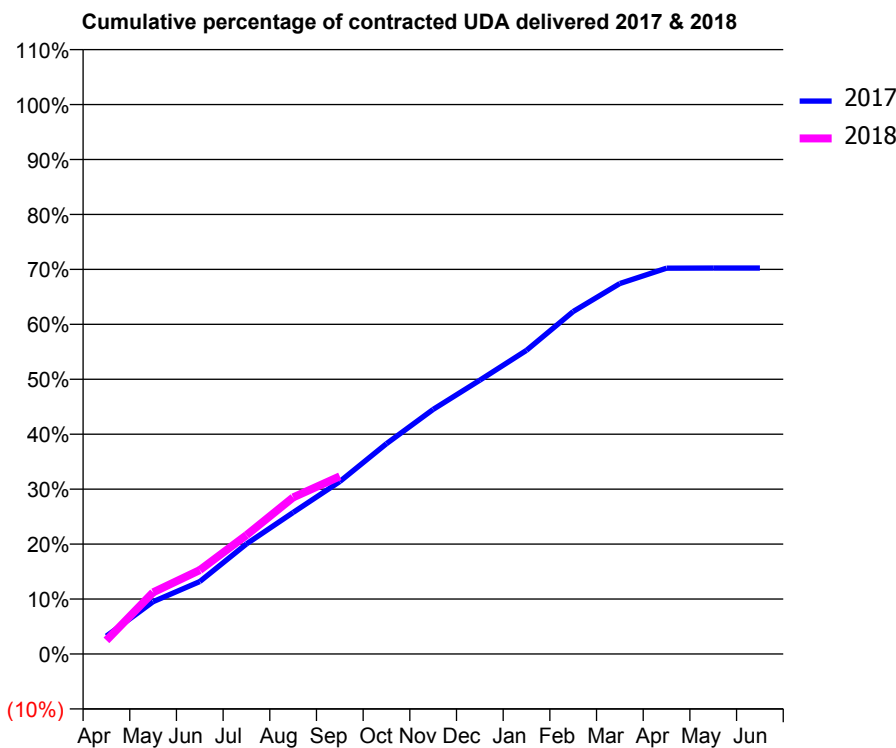
17/18 Contracted general activity (UDA)	3,129
Carry forward general activity (UDA)	0
17/18 Contracted orthodontic activity (UOA)	0
Carry forward orthodontic activity (UOA)	0
Baseline contract value	£68,229.10

ACCESS*

Patients seen in 24 months	Total	Change since previous quarter
Quarter ending September 2016	1,142	
Quarter ending December 2016	1,131	→
Quarter ending March 2017	1,111	↓
Quarter ending June 2017	1,092	↓
Quarter ending September 2017	1,096	→
Variance since September 2016	(4.0%)	↓



ACTIVITY



Month	Adjusted Scheduled Activity (UDA)	
	2017	2018
April	102	78
May	298	351
June	413	478
July	627	677
August	806	892
September	982	1,012
October	1,198	
November	1,393	
December	1,559	
January	1,729	
February	1,950	
March	2,110	
April	2,197	
May	2,198	
June	2,198	

QUALITY

	Quantity	Base Number	Contract	AT	Region	England
% of FP17s for the same patient ID Re-attending within 3 months - Children	33	704	4.7%	10.4%	11.6%	11.9%
% of FP17s for the same patient ID Re-attending within 3 months - Adults	3	102	2.9%	14.2%	15.2%	15.9%
% of FP17s for the same patient ID Re-attending between 3 & 9 months - Children	497	704	70.6%	61.8%	59.1%	58.1%
% of FP17s for the same patient ID Re-attending between 3 & 9 months - Adults	69	102	67.6%	55.7%	51.7%	50.6%
% of FP17s for Band 1 Urgent Courses	3	744	0.4%	7.3%	8.0%	9.1%
% of FP17s Relating to Free Repair or Replacements	0	744	0.0%	0.8%	0.8%	0.8%
% of FP17s Relating to Continuations	0	744	0.0%	1.3%	1.0%	1.1%
% of Patients satisfied with the dentistry they have received	1	1	N/A	90.7%	91.5%	91.4%
% of Patients satisfied with the time they had to wait for an appointment	1	1	N/A	86.7%	88.2%	87.7%

* This is based on patients treated on this contract for their most recent course of treatment. Figures in italics indicate the base number of FP17s or Patient Questionnaire responses are less than 100. N/A is shown where the base number of responses is less than 10 during the period. % is calculated as Quantity/Base number*100

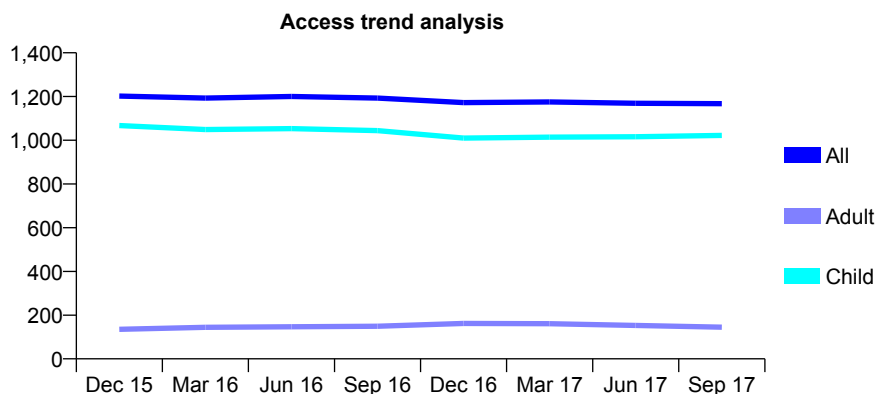
Q55 - Vital Signs At a Glance Contract Report for 171115/0001 - September 2017

Name or company name	Titchfield Park Dental Clinic Limited
Contract type name	GDS Contract
Purpose of contract	General
Contract start date	01/04/2012
Contract end date	

17/18 Contracted general activity (UDA)	2,500
Carry forward general activity (UDA)	0
17/18 Contracted orthodontic activity (UOA)	0
Carry forward orthodontic activity (UOA)	0
Baseline contract value	£55,971.69

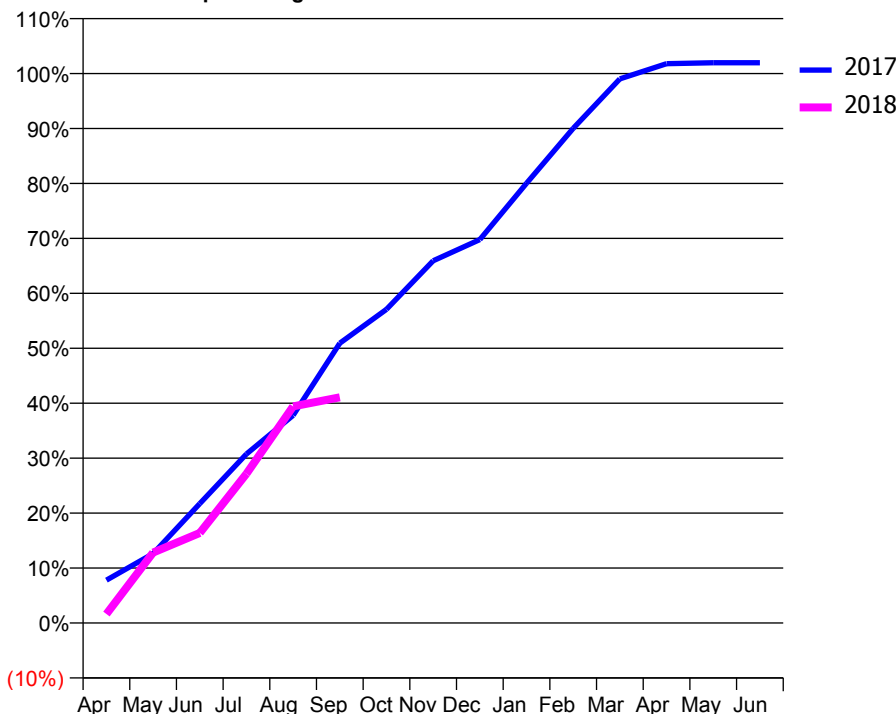
ACCESS*

Patients seen in 24 months	Total	Change since previous quarter
Quarter ending September 2016	1,193	
Quarter ending December 2016	1,172	↓
Quarter ending March 2017	1,175	→
Quarter ending June 2017	1,169	→
Quarter ending September 2017	1,167	→
Variance since September 2016	(2.2%)	↓



ACTIVITY

Cumulative percentage of contracted UDA delivered 2017 & 2018



Adjusted Scheduled Activity (UDA)

Month	2017	2018
April	195	41
May	316	321
June	543	410
July	769	679
August	945	986
September	1,273	1,027
October	1,427	
November	1,648	
December	1,745	
January	2,001	
February	2,250	
March	2,475	
April	2,545	
May	2,549	
June	2,549	

QUALITY

	Quantity	Base Number	Contract	AT	Region	England
% of FP17s for the same patient ID Re-attending within 3 months - Children	51	807	6.3%	10.4%	11.6%	11.9%
% of FP17s for the same patient ID Re-attending within 3 months - Adults	2	38	5.3%	14.2%	15.2%	15.9%
% of FP17s for the same patient ID Re-attending between 3 & 9 months - Children	557	807	69.0%	61.8%	59.1%	58.1%
% of FP17s for the same patient ID Re-attending between 3 & 9 months - Adults	29	38	76.3%	55.7%	51.7%	50.6%
% of FP17s for Band 1 Urgent Courses	19	802	2.4%	7.3%	8.0%	9.1%
% of FP17s Relating to Free Repair or Replacements	0	802	0.0%	0.8%	0.8%	0.8%
% of FP17s Relating to Continuations	0	802	0.0%	1.3%	1.0%	1.1%
% of Patients satisfied with the dentistry they have received	1	1	N/A	90.7%	91.5%	91.4%
% of Patients satisfied with the time they had to wait for an appointment	1	1	N/A	86.7%	88.2%	87.7%

* This is based on patients treated on this contract for their most recent course of treatment. Figures in italics indicate the base number of FP17s or Patient Questionnaire responses are less than 100. N/A is shown where the base number of responses is less than 10 during the period. % is calculated as Quantity/Base number*100

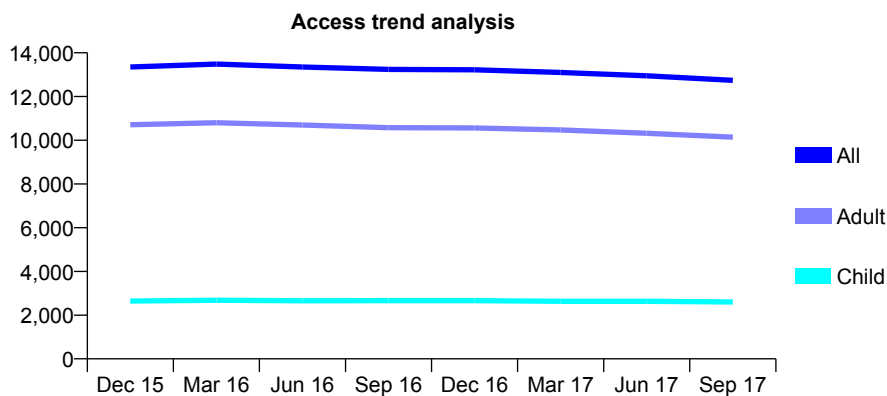
Q55 - Vital Signs At a Glance Contract Report for 171824/0001 - September 2017

Name or company name	Ripley Family Dental Centre
Contract type name	GDS Contract
Purpose of contract	General
Contract start date	01/03/2014
Contract end date	

17/18 Contracted general activity (UDA)	39,239
Carry forward general activity (UDA)	0
17/18 Contracted orthodontic activity (UOA)	0
Carry forward orthodontic activity (UOA)	0
Baseline contract value	£818,067.06

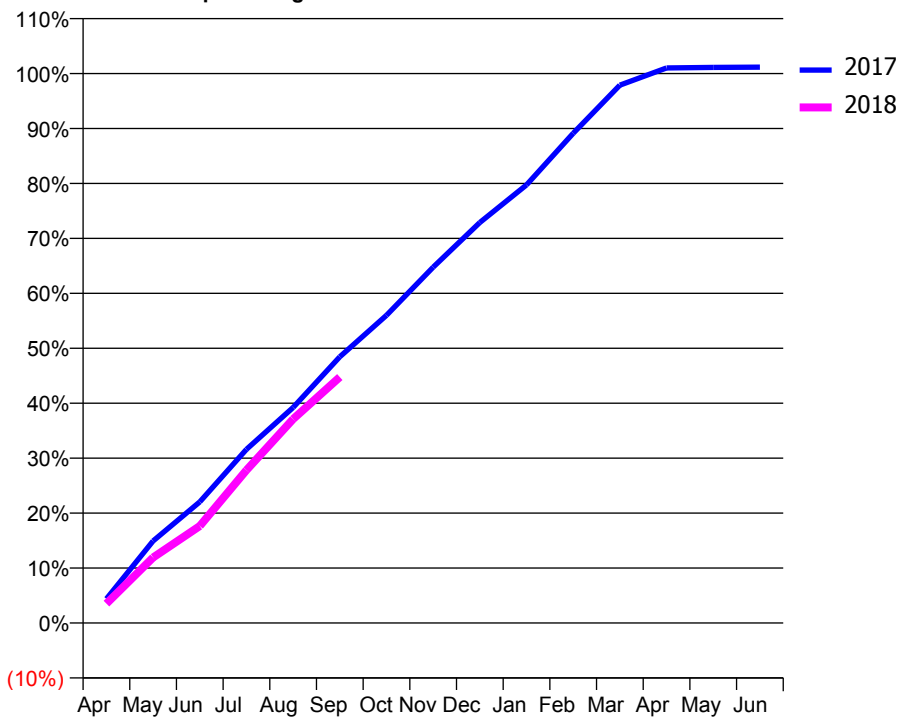
ACCESS*

Patients seen in 24 months	Total	Change since previous quarter
Quarter ending September 2016	13,242	
Quarter ending December 2016	13,225	→
Quarter ending March 2017	13,102	→
Quarter ending June 2017	12,949	↓
Quarter ending September 2017	12,741	↓
Variance since September 2016	(3.8%)	↓



ACTIVITY

Cumulative percentage of contracted UDA delivered 2017 & 2018



Adjusted Scheduled Activity (UDA)

Month	2017	2018
April	1,772	1,384
May	6,001	4,680
June	8,848	6,928
July	12,695	10,920
August	15,749	14,566
September	19,450	17,567
October	22,487	
November	26,002	
December	29,272	
January	32,015	
February	35,791	
March	39,310	
April	40,563	
May	40,600	
June	40,618	

QUALITY

	Quantity	Base Number	Contract	AT	Region	England
% of FP17s for the same patient ID Re-attending within 3 months - Children	129	2,005	6.4%	10.4%	11.6%	11.9%
% of FP17s for the same patient ID Re-attending within 3 months - Adults	1,062	7,799	13.6%	14.2%	15.2%	15.9%
% of FP17s for the same patient ID Re-attending between 3 & 9 months - Children	1,206	2,005	60.1%	61.8%	59.1%	58.1%
% of FP17s for the same patient ID Re-attending between 3 & 9 months - Adults	5,141	7,799	65.9%	55.7%	51.7%	50.6%
% of FP17s for Band 1 Urgent Courses	449	9,156	4.9%	7.3%	8.0%	9.1%
% of FP17s Relating to Free Repair or Replacements	210	9,156	2.3%	0.8%	0.8%	0.8%
% of FP17s Relating to Continuations	86	9,156	0.9%	1.3%	1.0%	1.1%
% of Patients satisfied with the dentistry they have received	30	33	90.9%	90.7%	91.5%	91.4%
% of Patients satisfied with the time they had to wait for an appointment	23	33	69.7%	86.7%	88.2%	87.7%

* This is based on patients treated on this contract for their most recent course of treatment. Figures in italics indicate the base number of FP17s or Patient Questionnaire responses are less than 100. N/A is shown where the base number of responses is less than 10 during the period. % is calculated as Quantity/Base number*100

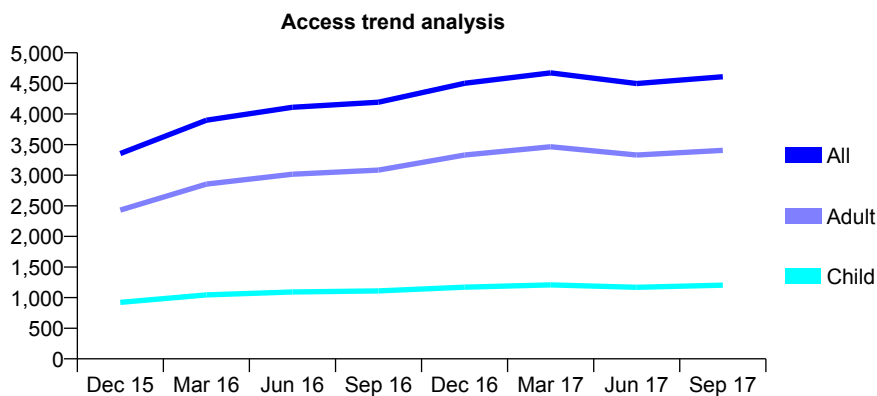
Q55 - Vital Signs At a Glance Contract Report for 172979/0004 - September 2017

Name or company name	DM and LJ Jordan Limited
Contract type name	GDS Contract
Purpose of contract	General
Contract start date	01/01/2015
Contract end date	

17/18 Contracted general activity (UDA)	13,400
Carry forward general activity (UDA)	0
17/18 Contracted orthodontic activity (UOA)	0
Carry forward orthodontic activity (UOA)	0
Baseline contract value	£412,850.97

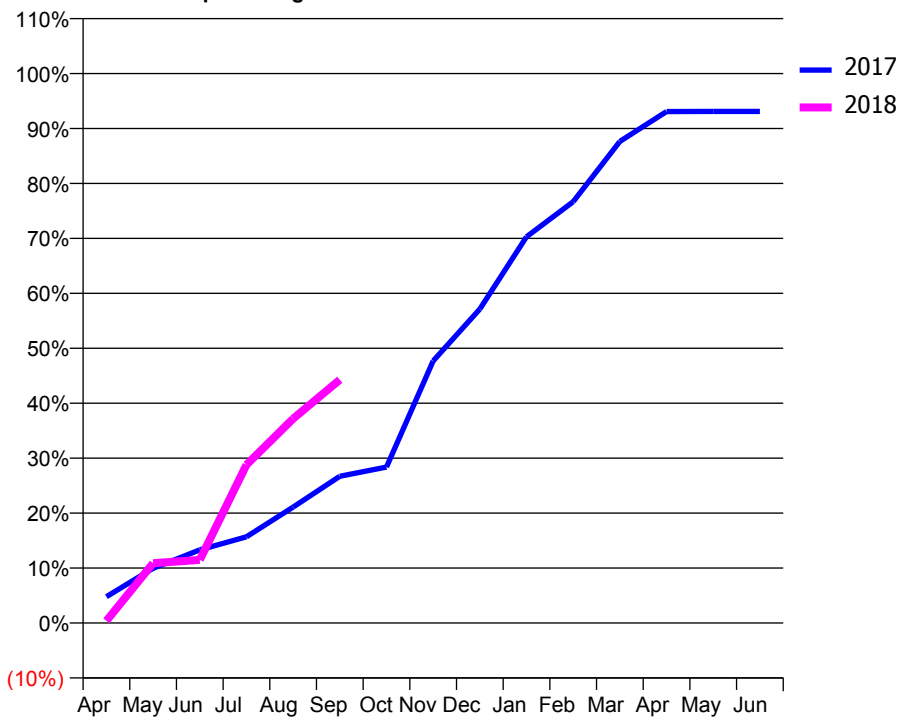
ACCESS*

Patients seen in 24 months	Total	Change since previous quarter
Quarter ending September 2016	4,192	
Quarter ending December 2016	4,503	↑
Quarter ending March 2017	4,672	↑
Quarter ending June 2017	4,497	↓
Quarter ending September 2017	4,610	↑
Variance since September 2016	10.0%	↑



ACTIVITY

Cumulative percentage of contracted UDA delivered 2017 & 2018



Month	Adjusted Scheduled Activity (UDA)	
	2017	2018
April	642	53
May	1,335	1,460
June	1,785	1,539
July	2,104	3,858
August	2,826	4,982
September	3,578	5,934
October	3,804	
November	6,391	
December	7,657	
January	9,418	
February	10,275	
March	11,744	
April	12,473	
May	12,474	
June	12,474	

QUALITY

	Quantity	Base Number	Contract	AT	Region	England
% of FP17s for the same patient ID Re-attending within 3 months - Children	38	798	4.8%	10.4%	11.6%	11.9%
% of FP17s for the same patient ID Re-attending within 3 months - Adults	158	2,008	7.9%	14.2%	15.2%	15.9%
% of FP17s for the same patient ID Re-attending between 3 & 9 months - Children	418	798	52.4%	61.8%	59.1%	58.1%
% of FP17s for the same patient ID Re-attending between 3 & 9 months - Adults	1,108	2,008	55.2%	55.7%	51.7%	50.6%
% of FP17s for Band 1 Urgent Courses	113	2,533	4.5%	7.3%	8.0%	9.1%
% of FP17s Relating to Free Repair or Replacements	5	2,533	0.2%	0.8%	0.8%	0.8%
% of FP17s Relating to Continuations	9	2,533	0.4%	1.3%	1.0%	1.1%
% of Patients satisfied with the dentistry they have received	11	11	100.0%	90.7%	91.5%	91.4%
% of Patients satisfied with the time they had to wait for an appointment	9	11	81.8%	86.7%	88.2%	87.7%

* This is based on patients treated on this contract for their most recent course of treatment. Figures in italics indicate the base number of FP17s or Patient Questionnaire responses are less than 100. N/A is shown where the base number of responses is less than 10 during the period. % is calculated as Quantity/Base number*100

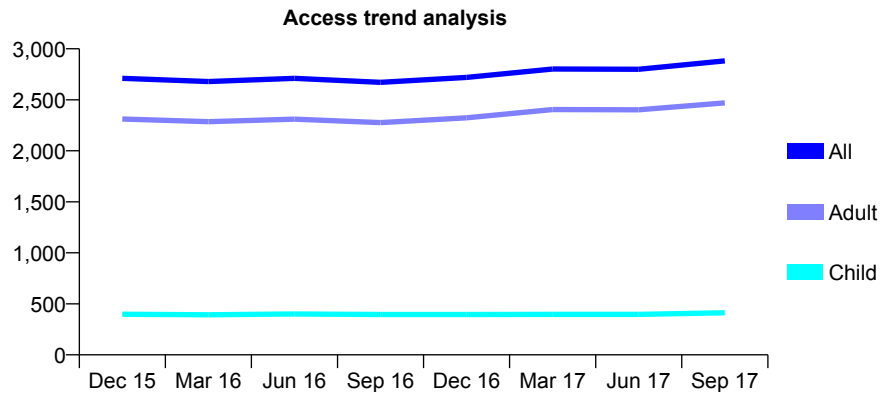
Q55 - Vital Signs At a Glance Contract Report for 173002/0001 - September 2017

Name or company name	City Dental Practice
Contract type name	GDS Contract
Purpose of contract	General
Contract start date	01/10/2011
Contract end date	

17/18 Contracted general activity (UDA)	8,400
Carry forward general activity (UDA)	0
17/18 Contracted orthodontic activity (UOA)	0
Carry forward orthodontic activity (UOA)	0
Baseline contract value	£197,217.34

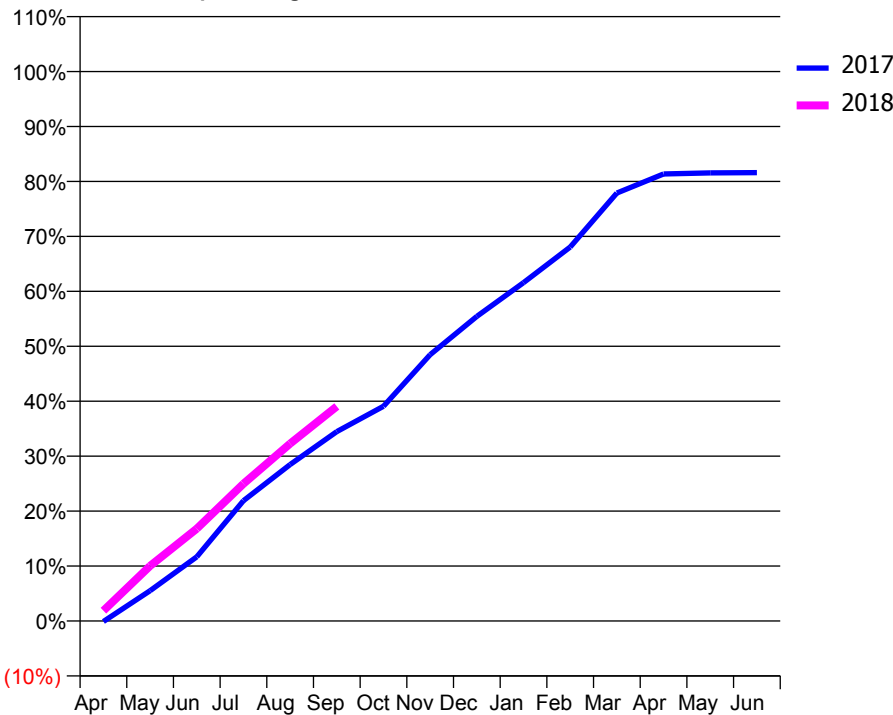
ACCESS*

Patients seen in 24 months	Total	Change since previous quarter
Quarter ending September 2016	2,671	
Quarter ending December 2016	2,719	→
Quarter ending March 2017	2,802	↑
Quarter ending June 2017	2,799	→
Quarter ending September 2017	2,882	↑
Variance since September 2016	7.9%	↑



ACTIVITY

Cumulative percentage of contracted UDA delivered 2017 & 2018



Month	Adjusted Scheduled Activity (UDA)	
	2017	2018
April	-11	158
May	513	842
June	1,085	1,411
July	2,034	2,098
August	2,644	2,713
September	3,200	3,280
October	3,629	
November	4,501	
December	5,147	
January	5,718	
February	6,319	
March	7,232	
April	7,554	
May	7,573	
June	7,577	

QUALITY

	Quantity	Base Number	Contract	AT	Region	England
% of FP17s for the same patient ID Re-attending within 3 months - Children	20	284	7.0%	10.4%	11.6%	11.9%
% of FP17s for the same patient ID Re-attending within 3 months - Adults	284	1,678	16.9%	14.2%	15.2%	15.9%
% of FP17s for the same patient ID Re-attending between 3 & 9 months - Children	167	284	58.8%	61.8%	59.1%	58.1%
% of FP17s for the same patient ID Re-attending between 3 & 9 months - Adults	813	1,678	48.5%	55.7%	51.7%	50.6%
% of FP17s for Band 1 Urgent Courses	198	1,810	10.9%	7.3%	8.0%	9.1%
% of FP17s Relating to Free Repair or Replacements	5	1,810	0.3%	0.8%	0.8%	0.8%
% of FP17s Relating to Continuations	17	1,810	0.9%	1.3%	1.0%	1.1%
% of Patients satisfied with the dentistry they have received	3	3	N/A	90.7%	91.5%	91.4%
% of Patients satisfied with the time they had to wait for an appointment	3	3	N/A	86.7%	88.2%	87.7%

* This is based on patients treated on this contract for their most recent course of treatment. Figures in italics indicate the base number of FP17s or Patient Questionnaire responses are less than 100. N/A is shown where the base number of responses is less than 10 during the period. % is calculated as Quantity/Base number*100

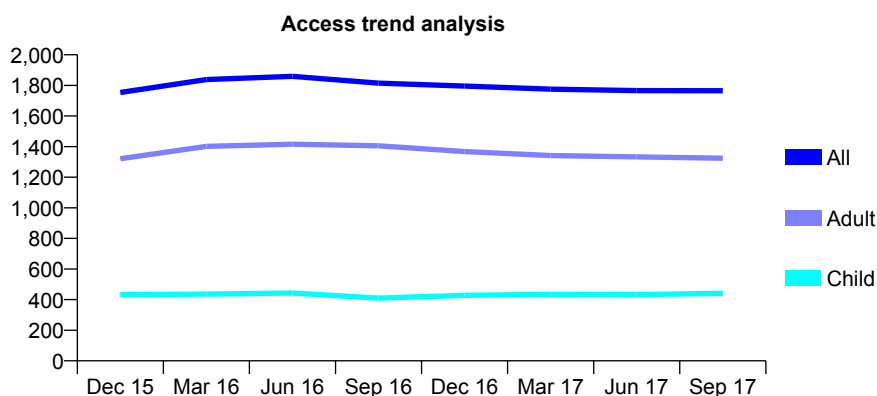
Q55 - Vital Signs At a Glance Contract Report for 173630/0001 - September 2017

Name or company name	Wollaton Dental Practice
Contract type name	GDS Contract
Purpose of contract	General
Contract start date	07/09/2010
Contract end date	

17/18 Contracted general activity (UDA)	5,531
Carry forward general activity (UDA)	0
17/18 Contracted orthodontic activity (UOA)	0
Carry forward orthodontic activity (UOA)	0
Baseline contract value	£125,923.65

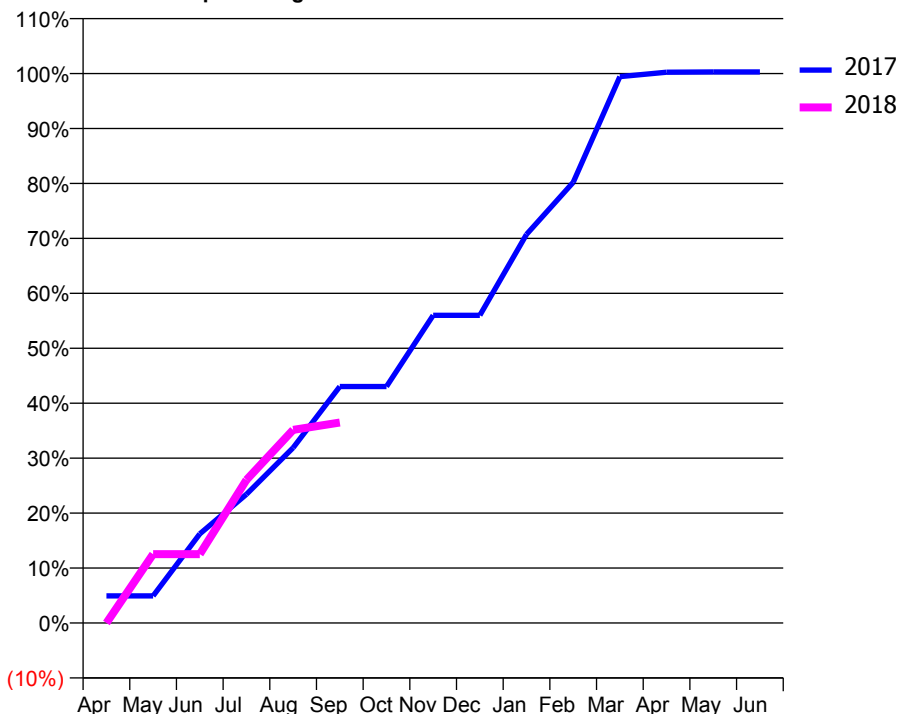
ACCESS*

Patients seen in 24 months	Total	Change since previous quarter
Quarter ending September 2016	1,815	
Quarter ending December 2016	1,796	↓
Quarter ending March 2017	1,776	↓
Quarter ending June 2017	1,766	→
Quarter ending September 2017	1,765	→
Variance since September 2016	(2.8%)	↓



ACTIVITY

Cumulative percentage of contracted UDA delivered 2017 & 2018



Month	Adjusted Scheduled Activity (UDA)	
	2017	2018
April	273	0
May	273	693
June	897	693
July	1,296	1,441
August	1,764	1,945
September	2,380	2,018
October	2,380	
November	3,097	
December	3,097	
January	3,911	
February	4,436	
March	5,499	
April	5,543	
May	5,547	
June	5,547	

QUALITY

	Quantity	Base Number	Contract	AT	Region	England
% of FP17s for the same patient ID Re-attending within 3 months - Children	36	348	10.3%	10.4%	11.6%	11.9%
% of FP17s for the same patient ID Re-attending within 3 months - Adults	101	578	17.5%	14.2%	15.2%	15.9%
% of FP17s for the same patient ID Re-attending between 3 & 9 months - Children	209	348	60.1%	61.8%	59.1%	58.1%
% of FP17s for the same patient ID Re-attending between 3 & 9 months - Adults	239	578	41.3%	55.7%	51.7%	50.6%
% of FP17s for Band 1 Urgent Courses	73	898	8.1%	7.3%	8.0%	9.1%
% of FP17s Relating to Free Repair or Replacements	6	898	0.7%	0.8%	0.8%	0.8%
% of FP17s Relating to Continuations	7	898	0.8%	1.3%	1.0%	1.1%
% of Patients satisfied with the dentistry they have received	2	2	N/A	90.7%	91.5%	91.4%
% of Patients satisfied with the time they had to wait for an appointment	2	2	N/A	86.7%	88.2%	87.7%

* This is based on patients treated on this contract for their most recent course of treatment. Figures in italics indicate the base number of FP17s or Patient Questionnaire responses are less than 100. N/A is shown where the base number of responses is less than 10 during the period. % is calculated as Quantity/Base number*100

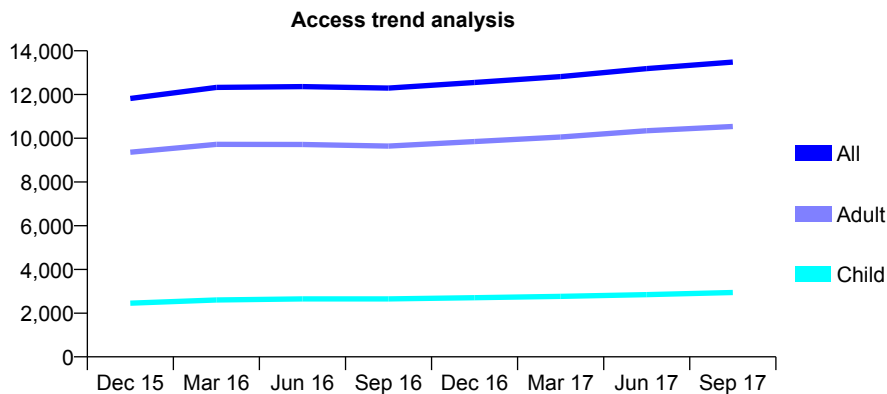
Q55 - Vital Signs At a Glance Contract Report for 174742/0001 - September 2017

Name or company name	Portland Road Family Dental Centre
Contract type name	GDS Contract
Purpose of contract	General
Contract start date	01/01/2009
Contract end date	

17/18 Contracted general activity (UDA)	35,314
Carry forward general activity (UDA)	0
17/18 Contracted orthodontic activity (UOA)	0
Carry forward orthodontic activity (UOA)	0
Baseline contract value	£825,500.10

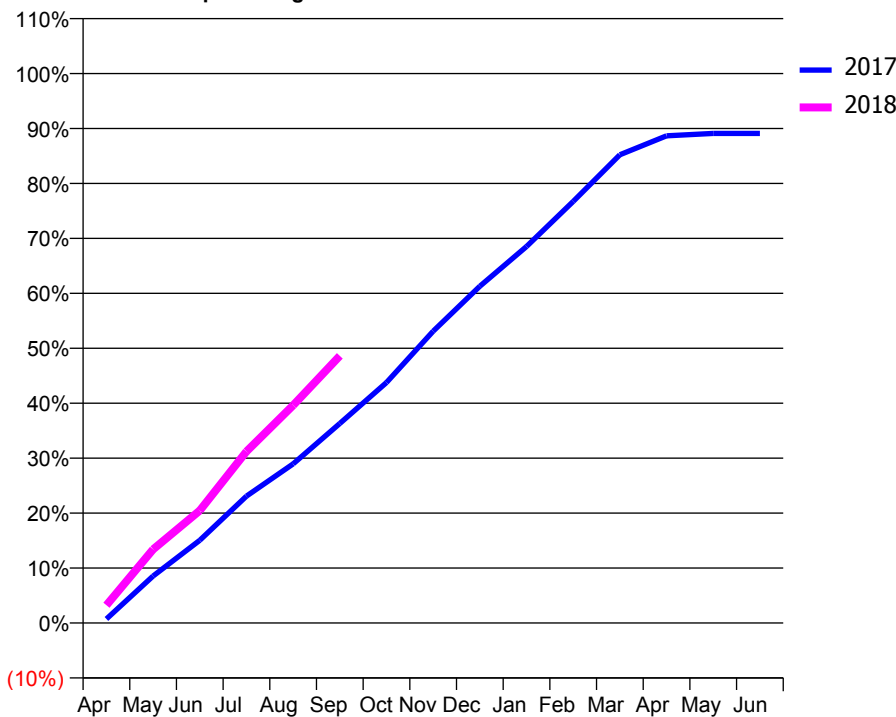
ACCESS*

Patients seen in 24 months	Total	Change since previous quarter
Quarter ending September 2016	12,295	
Quarter ending December 2016	12,551	↑
Quarter ending March 2017	12,822	↑
Quarter ending June 2017	13,188	↑
Quarter ending September 2017	13,485	↑
Variance since September 2016	9.7%	↑



ACTIVITY

Cumulative percentage of contracted UDA delivered 2017 & 2018



Month	Adjusted Scheduled Activity (UDA)	
	2017	2018
April	290	1,142
May	3,299	4,738
June	5,817	7,231
July	8,912	11,025
August	11,179	13,990
September	14,024	17,165
October	16,902	
November	20,503	
December	23,658	
January	26,457	
February	29,622	
March	32,900	
April	34,227	
May	34,403	
June	34,403	

QUALITY

	Quantity	Base Number	Contract	AT	Region	England
% of FP17s for the same patient ID Re-attending within 3 months - Children	95	2,226	4.3%	10.4%	11.6%	11.9%
% of FP17s for the same patient ID Re-attending within 3 months - Adults	737	7,556	9.8%	14.2%	15.2%	15.9%
% of FP17s for the same patient ID Re-attending between 3 & 9 months - Children	1,340	2,226	60.2%	61.8%	59.1%	58.1%
% of FP17s for the same patient ID Re-attending between 3 & 9 months - Adults	4,258	7,556	56.4%	55.7%	51.7%	50.6%
% of FP17s for Band 1 Urgent Courses	205	9,036	2.3%	7.3%	8.0%	9.1%
% of FP17s Relating to Free Repair or Replacements	27	9,036	0.3%	0.8%	0.8%	0.8%
% of FP17s Relating to Continuations	214	9,036	2.4%	1.3%	1.0%	1.1%
% of Patients satisfied with the dentistry they have received	31	31	100.0%	90.7%	91.5%	91.4%
% of Patients satisfied with the time they had to wait for an appointment	29	31	93.5%	86.7%	88.2%	87.7%

* This is based on patients treated on this contract for their most recent course of treatment. Figures in italics indicate the base number of FP17s or Patient Questionnaire responses are less than 100. N/A is shown where the base number of responses is less than 10 during the period. % is calculated as Quantity/Base number*100

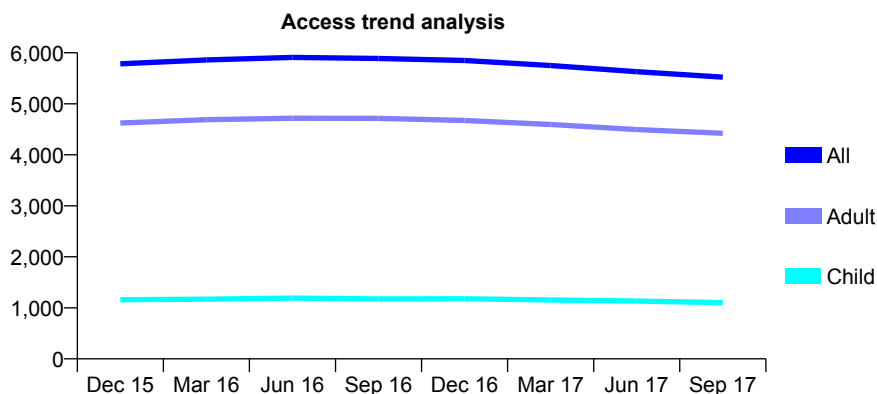
Q55 - Vital Signs At a Glance Contract Report for 176761/0001 - September 2017

Name or company name	The Smile Centre
Contract type name	Pilot Contract
Purpose of contract	General
Contract start date	01/04/2006
Contract end date	

17/18 Contracted general activity (UDA)	17,829
Carry forward general activity (UDA)	0
17/18 Contracted orthodontic activity (UOA)	0
Carry forward orthodontic activity (UOA)	0
Baseline contract value	£525,713.49

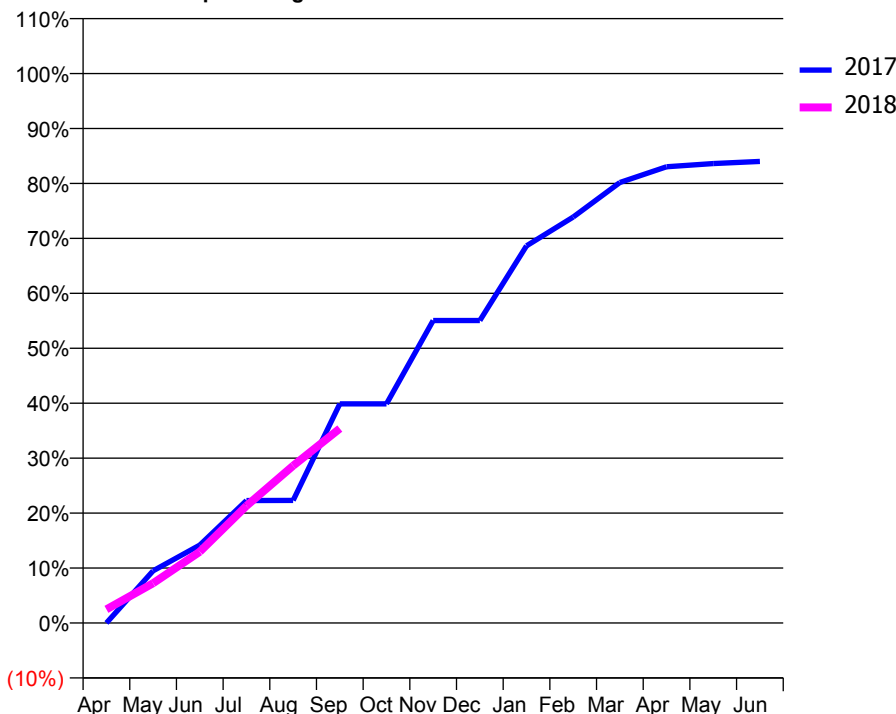
ACCESS*

Patients seen in 24 months	Total	Change since previous quarter
Quarter ending September 2016	5,889	
Quarter ending December 2016	5,850	→
Quarter ending March 2017	5,750	↓
Quarter ending June 2017	5,630	↓
Quarter ending September 2017	5,524	↓
Variance since September 2016	(6.2%)	↓



ACTIVITY

Cumulative percentage of contracted UDA delivered 2017 & 2018



Month	Adjusted Scheduled Activity (UDA)	
	2017	2018
April	0	442
May	1,695	1,293
June	2,528	2,312
July	3,975	3,801
August	3,978	5,105
September	7,109	6,312
October	7,109	
November	9,815	
December	9,815	
January	12,236	
February	13,171	
March	14,294	
April	14,801	
May	14,909	
June	14,975	

QUALITY

	Quantity	Base Number	Contract	AT	Region	England
% of FP17s for the same patient ID Re-attending within 3 months - Children	68	615	11.1%	10.4%	11.6%	11.9%
% of FP17s for the same patient ID Re-attending within 3 months - Adults	390	2,296	17.0%	14.2%	15.2%	15.9%
% of FP17s for the same patient ID Re-attending between 3 & 9 months - Children	222	615	36.1%	61.8%	59.1%	58.1%
% of FP17s for the same patient ID Re-attending between 3 & 9 months - Adults	703	2,296	30.6%	55.7%	51.7%	50.6%
% of FP17s for Band 1 Urgent Courses	155	2,653	5.8%	7.3%	8.0%	9.1%
% of FP17s Relating to Free Repair or Replacements	0	2,653	0.0%	0.8%	0.8%	0.8%
% of FP17s Relating to Continuations	102	2,653	3.8%	1.3%	1.0%	1.1%
% of Patients satisfied with the dentistry they have received	11	13	84.6%	90.7%	91.5%	91.4%
% of Patients satisfied with the time they had to wait for an appointment	8	13	61.5%	86.7%	88.2%	87.7%

* This is based on patients treated on this contract for their most recent course of treatment. Figures in italics indicate the base number of FP17s or Patient Questionnaire responses are less than 100. N/A is shown where the base number of responses is less than 10 during the period. % is calculated as Quantity/Base number*100

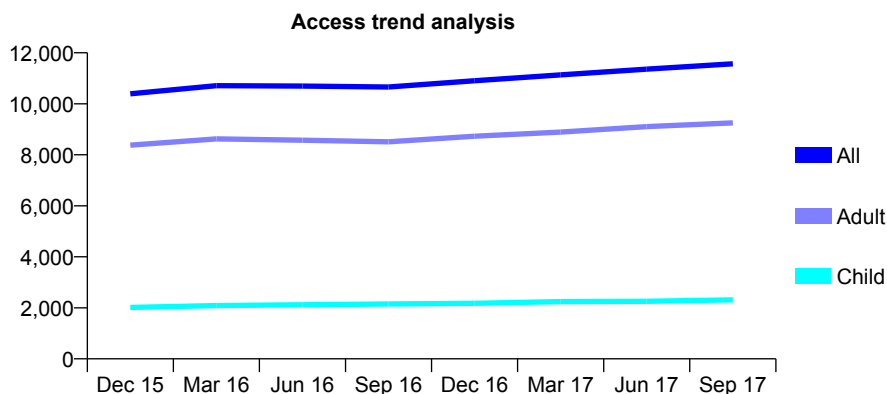
Q55 - Vital Signs At a Glance Contract Report for 177245/0001 - September 2017

Name or company name	Eastwood Dental Limited
Contract type name	GDS Contract
Purpose of contract	General
Contract start date	01/10/2011
Contract end date	

17/18 Contracted general activity (UDA)	35,814
Carry forward general activity (UDA)	0
17/18 Contracted orthodontic activity (UOA)	0
Carry forward orthodontic activity (UOA)	0
Baseline contract value	£962,650.90

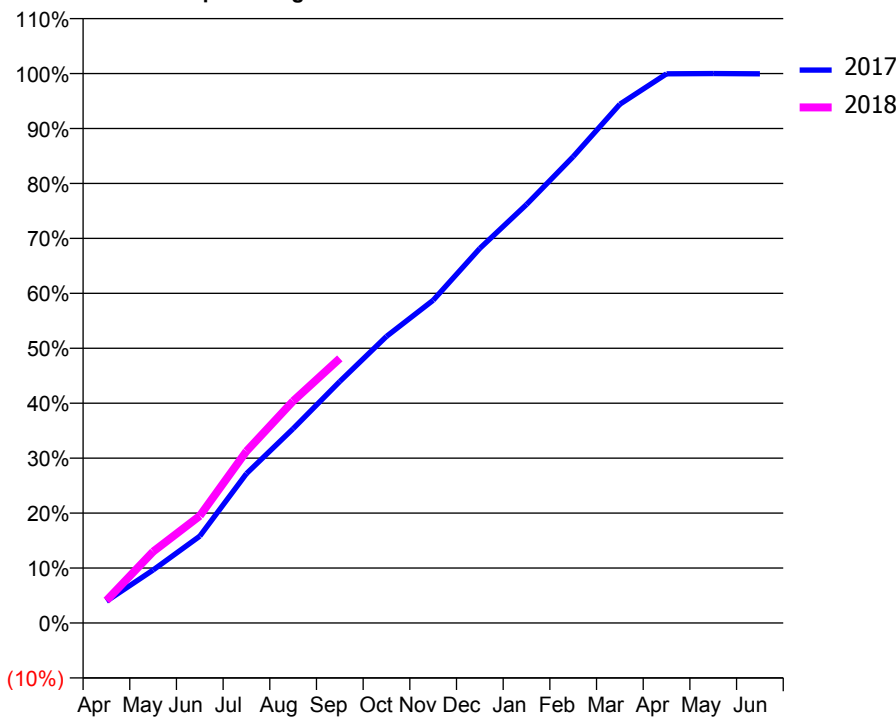
ACCESS*

Patients seen in 24 months	Total	Change since previous quarter
Quarter ending September 2016	10,658	
Quarter ending December 2016	10,906	↑
Quarter ending March 2017	11,136	↑
Quarter ending June 2017	11,361	↑
Quarter ending September 2017	11,569	→
Variance since September 2016	8.5%	↑



ACTIVITY

Cumulative percentage of contracted UDA delivered 2017 & 2018



Month	Adjusted Scheduled Activity (UDA)	
	2017	2018
April	1,419	1,466
May	3,454	4,651
June	5,659	6,980
July	9,735	11,195
August	12,669	14,464
September	15,747	17,245
October	18,678	
November	21,036	
December	24,419	
January	27,276	
February	30,397	
March	33,811	
April	35,793	
May	35,809	
June	35,797	

QUALITY

	Quantity	Base Number	Contract	AT	Region	England
% of FP17s for the same patient ID Re-attending within 3 months - Children	135	2,027	6.7%	10.4%	11.6%	11.9%
% of FP17s for the same patient ID Re-attending within 3 months - Adults	1,101	7,978	13.8%	14.2%	15.2%	15.9%
% of FP17s for the same patient ID Re-attending between 3 & 9 months - Children	1,362	2,027	67.2%	61.8%	59.1%	58.1%
% of FP17s for the same patient ID Re-attending between 3 & 9 months - Adults	5,217	7,978	65.4%	55.7%	51.7%	50.6%
% of FP17s for Band 1 Urgent Courses	337	8,968	3.8%	7.3%	8.0%	9.1%
% of FP17s Relating to Free Repair or Replacements	127	8,968	1.4%	0.8%	0.8%	0.8%
% of FP17s Relating to Continuations	196	8,968	2.2%	1.3%	1.0%	1.1%
% of Patients satisfied with the dentistry they have received	26	29	89.7%	90.7%	91.5%	91.4%
% of Patients satisfied with the time they had to wait for an appointment	26	29	89.7%	86.7%	88.2%	87.7%

* This is based on patients treated on this contract for their most recent course of treatment. Figures in italics indicate the base number of FP17s or Patient Questionnaire responses are less than 100. N/A is shown where the base number of responses is less than 10 during the period. % is calculated as Quantity/Base number*100

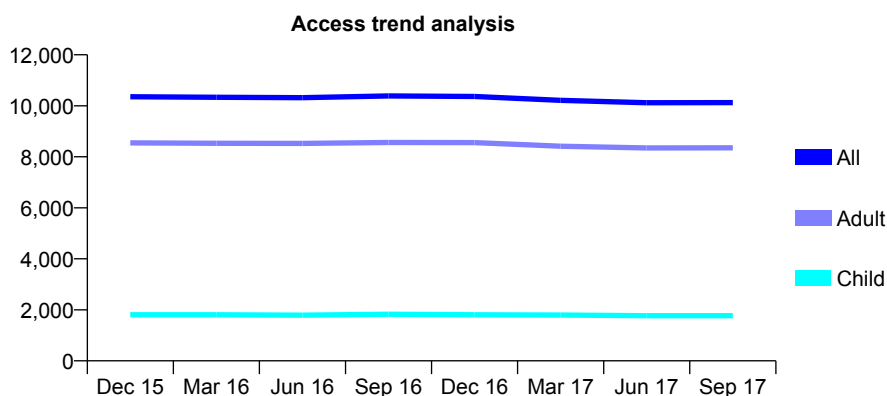
Q55 - Vital Signs At a Glance Contract Report for 178470/0001 - September 2017

Name or company name	Disa Dental Limited
Contract type name	GDS Contract
Purpose of contract	General
Contract start date	01/10/2007
Contract end date	

17/18 Contracted general activity (UDA)	27,203
Carry forward general activity (UDA)	0
17/18 Contracted orthodontic activity (UOA)	0
Carry forward orthodontic activity (UOA)	0
Baseline contract value	£767,907.55

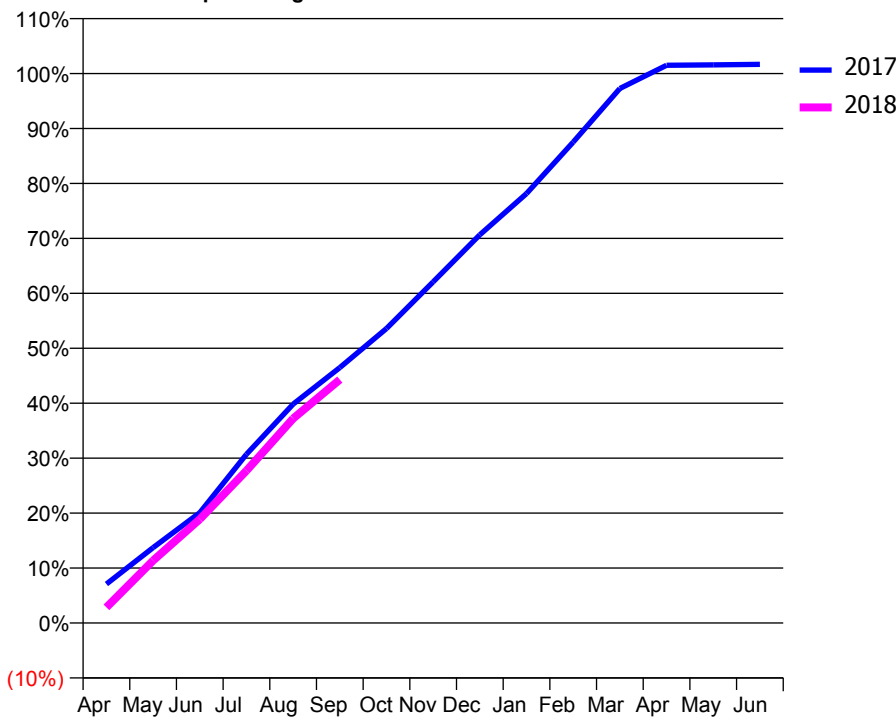
ACCESS*

Patients seen in 24 months	Total	Change since previous quarter
Quarter ending September 2016	10,386	
Quarter ending December 2016	10,364	→
Quarter ending March 2017	10,212	↓
Quarter ending June 2017	10,121	→
Quarter ending September 2017	10,125	→
Variance since September 2016	(2.5%)	↓



ACTIVITY

Cumulative percentage of contracted UDA delivered 2017 & 2018



Adjusted Scheduled Activity (UDA)

Month	2017	2018
April	1,929	773
May	3,735	3,094
June	5,461	5,142
July	8,356	7,540
August	10,839	10,126
September	12,646	12,051
October	14,578	
November	16,891	
December	19,222	
January	21,258	
February	23,806	
March	26,464	
April	27,612	
May	27,632	
June	27,654	

QUALITY

	Quantity	Base Number	Contract	AT	Region	England
% of FP17s for the same patient ID Re-attending within 3 months - Children	52	1,135	4.6%	10.4%	11.6%	11.9%
% of FP17s for the same patient ID Re-attending within 3 months - Adults	482	4,878	9.9%	14.2%	15.2%	15.9%
% of FP17s for the same patient ID Re-attending between 3 & 9 months - Children	585	1,135	51.5%	61.8%	59.1%	58.1%
% of FP17s for the same patient ID Re-attending between 3 & 9 months - Adults	2,608	4,878	53.5%	55.7%	51.7%	50.6%
% of FP17s for Band 1 Urgent Courses	226	5,537	4.1%	7.3%	8.0%	9.1%
% of FP17s Relating to Free Repair or Replacements	64	5,537	1.2%	0.8%	0.8%	0.8%
% of FP17s Relating to Continuations	90	5,537	1.6%	1.3%	1.0%	1.1%
% of Patients satisfied with the dentistry they have received	20	22	90.9%	90.7%	91.5%	91.4%
% of Patients satisfied with the time they had to wait for an appointment	18	22	81.8%	86.7%	88.2%	87.7%

* This is based on patients treated on this contract for their most recent course of treatment. Figures in italics indicate the base number of FP17s or Patient Questionnaire responses are less than 100. N/A is shown where the base number of responses is less than 10 during the period. % is calculated as Quantity/Base number*100

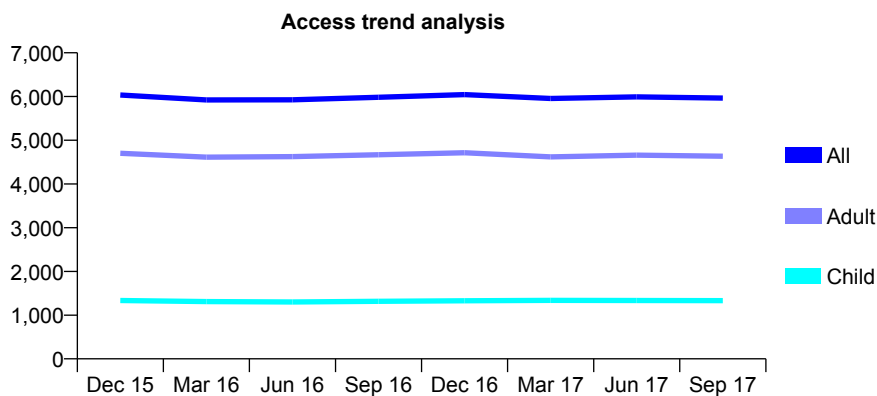
Q55 - Vital Signs At a Glance Contract Report for 178470/0002 - September 2017

Name or company name	Disa Dental Limited
Contract type name	GDS Contract
Purpose of contract	General
Contract start date	01/10/2007
Contract end date	

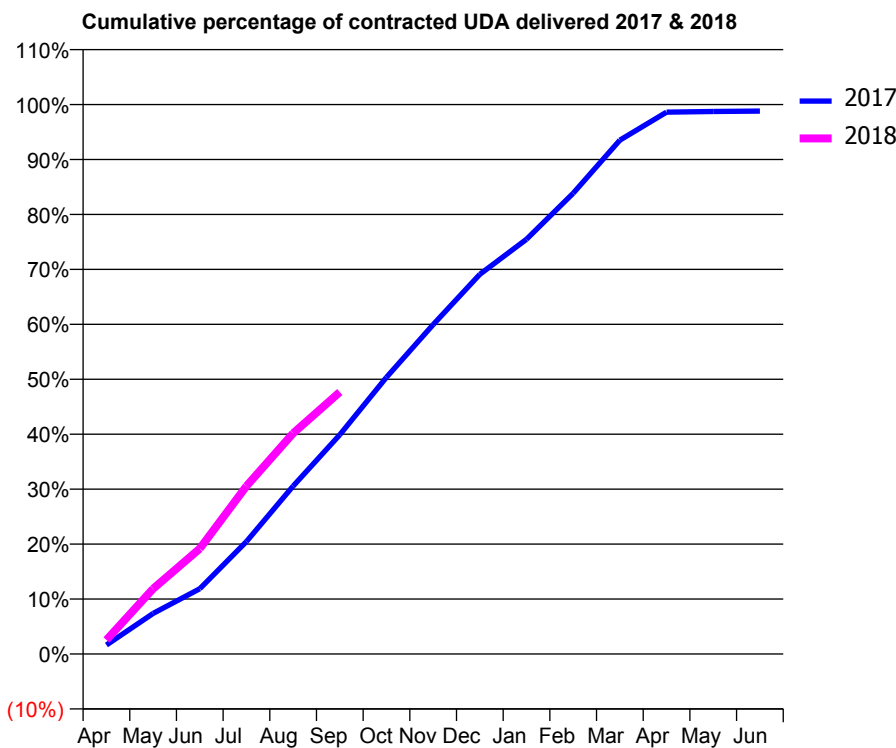
17/18 Contracted general activity (UDA)	16,815
Carry forward general activity (UDA)	0
17/18 Contracted orthodontic activity (UOA)	0
Carry forward orthodontic activity (UOA)	0
Baseline contract value	£523,167.85

ACCESS*

Patients seen in 24 months	Total	Change since previous quarter
Quarter ending September 2016	5,984	
Quarter ending December 2016	6,043	→
Quarter ending March 2017	5,956	↓
Quarter ending June 2017	5,991	→
Quarter ending September 2017	5,966	→
Variance since September 2016	(0.3%)	→



ACTIVITY



Month	Adjusted Scheduled Activity (UDA)	
	2017	2018
April	276	432
May	1,243	1,997
June	1,999	3,226
July	3,444	5,138
August	5,140	6,756
September	6,710	8,015
October	8,468	
November	10,080	
December	11,619	
January	12,694	
February	14,100	
March	15,723	
April	16,580	
May	16,602	
June	16,615	

QUALITY

	Quantity	Base Number	Contract	AT	Region	England
% of FP17s for the same patient ID Re-attending within 3 months - Children	62	946	6.6%	10.4%	11.6%	11.9%
% of FP17s for the same patient ID Re-attending within 3 months - Adults	499	3,100	16.1%	14.2%	15.2%	15.9%
% of FP17s for the same patient ID Re-attending between 3 & 9 months - Children	521	946	55.1%	61.8%	59.1%	58.1%
% of FP17s for the same patient ID Re-attending between 3 & 9 months - Adults	1,643	3,100	53.0%	55.7%	51.7%	50.6%
% of FP17s for Band 1 Urgent Courses	364	3,631	10.0%	7.3%	8.0%	9.1%
% of FP17s Relating to Free Repair or Replacements	21	3,631	0.6%	0.8%	0.8%	0.8%
% of FP17s Relating to Continuations	47	3,631	1.3%	1.3%	1.0%	1.1%
% of Patients satisfied with the dentistry they have received	9	13	69.2%	90.7%	91.5%	91.4%
% of Patients satisfied with the time they had to wait for an appointment	9	13	69.2%	86.7%	88.2%	87.7%

* This is based on patients treated on this contract for their most recent course of treatment. Figures in italics indicate the base number of FP17s or Patient Questionnaire responses are less than 100. N/A is shown where the base number of responses is less than 10 during the period. % is calculated as Quantity/Base number*100

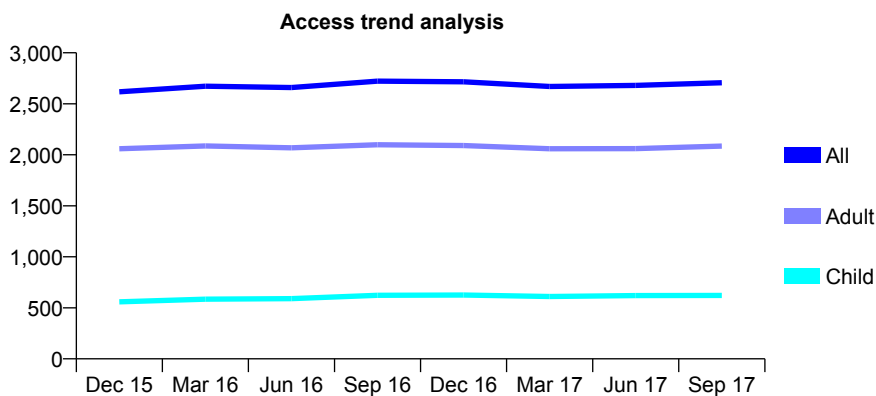
Q55 - Vital Signs At a Glance Contract Report for 178470/0003 - September 2017

Name or company name	Disa Dental Limited
Contract type name	GDS Contract
Purpose of contract	General
Contract start date	01/10/2007
Contract end date	

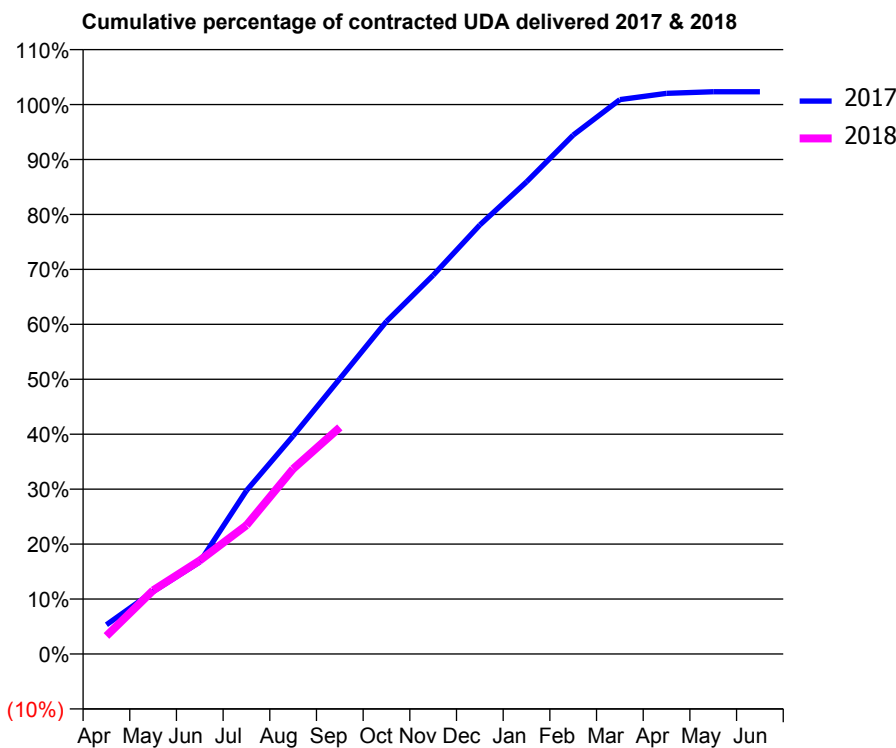
17/18 Contracted general activity (UDA)	8,140
Carry forward general activity (UDA)	0
17/18 Contracted orthodontic activity (UOA)	0
Carry forward orthodontic activity (UOA)	0
Baseline contract value	£209,912.20

ACCESS*

Patients seen in 24 months	Total	Change since previous quarter
Quarter ending September 2016	2,722	
Quarter ending December 2016	2,716	→
Quarter ending March 2017	2,670	↓
Quarter ending June 2017	2,681	→
Quarter ending September 2017	2,707	→
Variance since September 2016	(0.6%)	→



ACTIVITY



Month	Adjusted Scheduled Activity (UDA)	
	2017	2018
April	434	267
May	926	944
June	1,363	1,385
July	2,420	1,906
August	3,230	2,743
September	4,078	3,358
October	4,928	
November	5,610	
December	6,355	
January	6,994	
February	7,688	
March	8,213	
April	8,305	
May	8,328	
June	8,329	

QUALITY

	Quantity	Base Number	Contract	AT	Region	England
% of FP17s for the same patient ID Re-attending within 3 months - Children	13	335	3.9%	10.4%	11.6%	11.9%
% of FP17s for the same patient ID Re-attending within 3 months - Adults	159	1,244	12.8%	14.2%	15.2%	15.9%
% of FP17s for the same patient ID Re-attending between 3 & 9 months - Children	171	335	51.0%	61.8%	59.1%	58.1%
% of FP17s for the same patient ID Re-attending between 3 & 9 months - Adults	637	1,244	51.2%	55.7%	51.7%	50.6%
% of FP17s for Band 1 Urgent Courses	123	1,519	8.1%	7.3%	8.0%	9.1%
% of FP17s Relating to Free Repair or Replacements	10	1,519	0.7%	0.8%	0.8%	0.8%
% of FP17s Relating to Continuations	31	1,519	2.0%	1.3%	1.0%	1.1%
% of Patients satisfied with the dentistry they have received	4	5	N/A	90.7%	91.5%	91.4%
% of Patients satisfied with the time they had to wait for an appointment	4	5	N/A	86.7%	88.2%	87.7%

* This is based on patients treated on this contract for their most recent course of treatment. Figures in italics indicate the base number of FP17s or Patient Questionnaire responses are less than 100. N/A is shown where the base number of responses is less than 10 during the period. % is calculated as Quantity/Base number*100

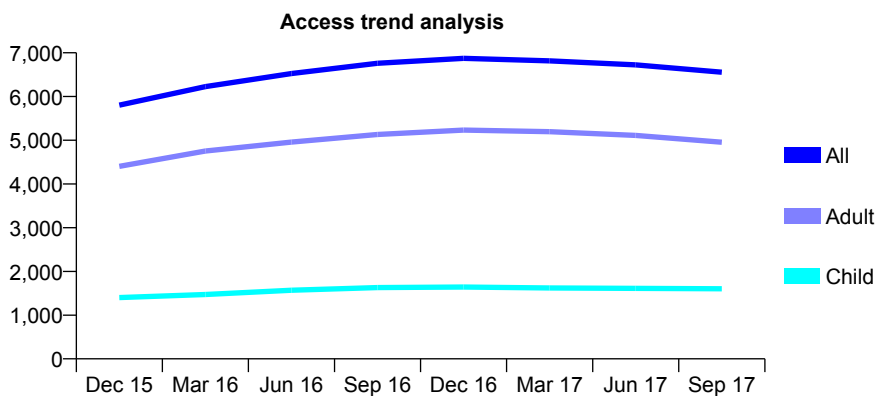
Q55 - Vital Signs At a Glance Contract Report for 178470/0004 - September 2017

Name or company name	Disa Dental Limited
Contract type name	GDS Contract
Purpose of contract	General
Contract start date	01/10/2007
Contract end date	

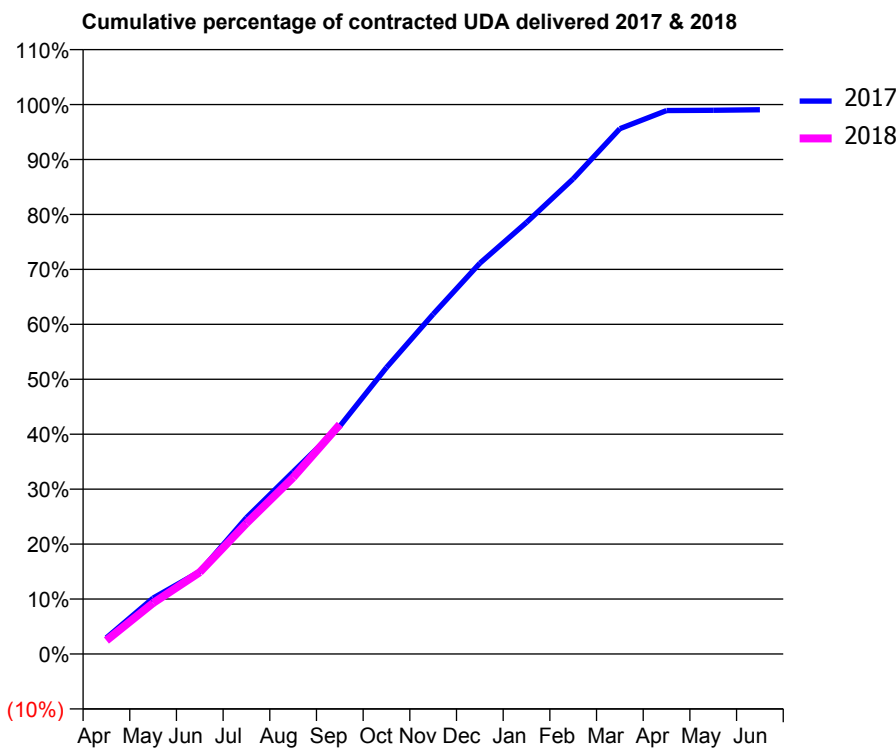
17/18 Contracted general activity (UDA)	20,412
Carry forward general activity (UDA)	0
17/18 Contracted orthodontic activity (UOA)	0
Carry forward orthodontic activity (UOA)	0
Baseline contract value	£653,747.79

ACCESS*

Patients seen in 24 months	Total	Change since previous quarter
Quarter ending September 2016	6,762	
Quarter ending December 2016	6,874	→
Quarter ending March 2017	6,816	→
Quarter ending June 2017	6,724	↓
Quarter ending September 2017	6,557	↓
Variance since September 2016	(3.0%)	↓



ACTIVITY



Month	Adjusted Scheduled Activity (UDA)	
	2017	2018
April	604	504
May	2,076	1,894
June	3,064	3,038
July	5,066	4,858
August	6,767	6,557
September	8,462	8,526
October	10,643	
November	12,623	
December	14,514	
January	16,032	
February	17,650	
March	19,513	
April	20,185	
May	20,196	
June	20,217	

QUALITY

	Quantity	Base Number	Contract	AT	Region	England
% of FP17s for the same patient ID Re-attending within 3 months - Children	100	1,231	8.1%	10.4%	11.6%	11.9%
% of FP17s for the same patient ID Re-attending within 3 months - Adults	525	3,347	15.7%	14.2%	15.2%	15.9%
% of FP17s for the same patient ID Re-attending between 3 & 9 months - Children	847	1,231	68.8%	61.8%	59.1%	58.1%
% of FP17s for the same patient ID Re-attending between 3 & 9 months - Adults	2,093	3,347	62.5%	55.7%	51.7%	50.6%
% of FP17s for Band 1 Urgent Courses	373	4,248	8.8%	7.3%	8.0%	9.1%
% of FP17s Relating to Free Repair or Replacements	16	4,248	0.4%	0.8%	0.8%	0.8%
% of FP17s Relating to Continuations	66	4,248	1.6%	1.3%	1.0%	1.1%
% of Patients satisfied with the dentistry they have received	18	20	90.0%	90.7%	91.5%	91.4%
% of Patients satisfied with the time they had to wait for an appointment	10	20	50.0%	86.7%	88.2%	87.7%

* This is based on patients treated on this contract for their most recent course of treatment. Figures in italics indicate the base number of FP17s or Patient Questionnaire responses are less than 100. N/A is shown where the base number of responses is less than 10 during the period. % is calculated as Quantity/Base number*100

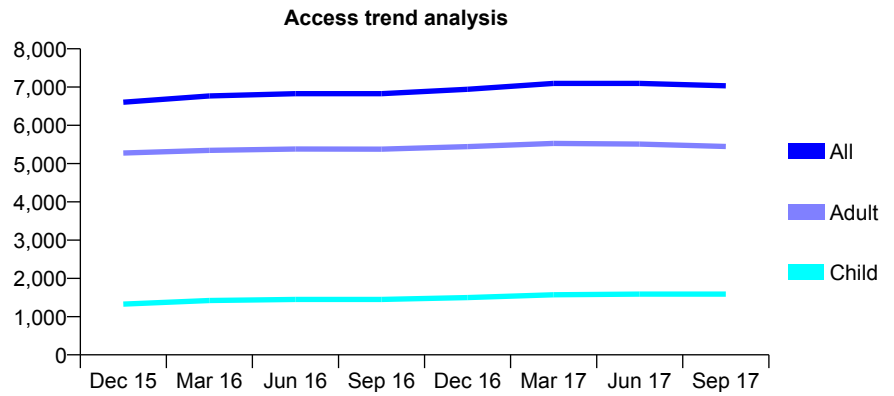
Q55 - Vital Signs At a Glance Contract Report for 179965/0001 - September 2017

Name or company name	Broadwalk Dental Practice
Contract type name	GDS Contract
Purpose of contract	General
Contract start date	01/04/2012
Contract end date	

17/18 Contracted general activity (UDA)	18,598
Carry forward general activity (UDA)	0
17/18 Contracted orthodontic activity (UOA)	0
Carry forward orthodontic activity (UOA)	0
Baseline contract value	£410,139.83

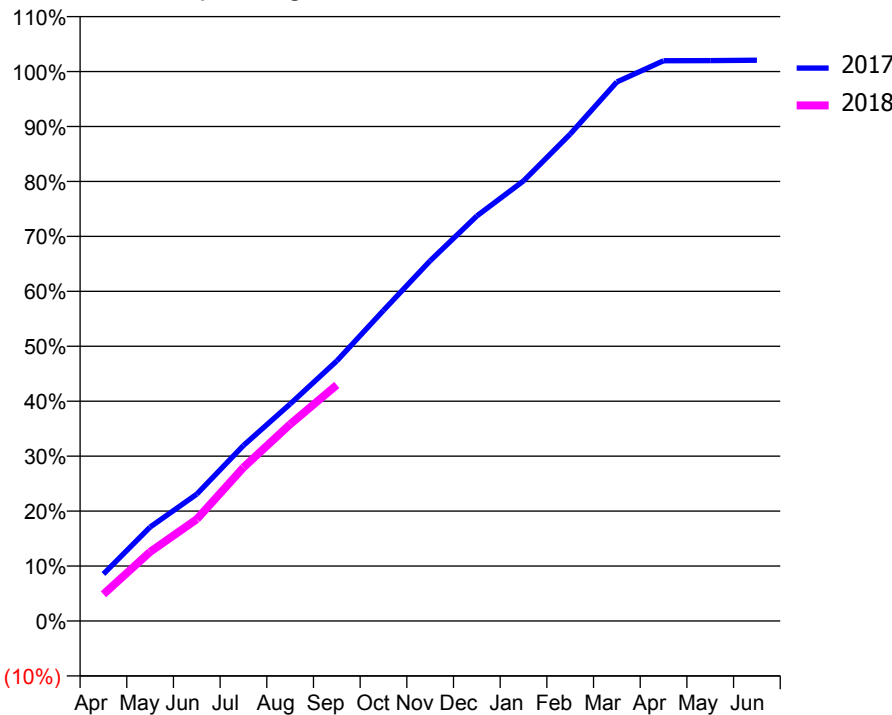
ACCESS*

Patients seen in 24 months	Total	Change since previous quarter
Quarter ending September 2016	6,826	
Quarter ending December 2016	6,941	→
Quarter ending March 2017	7,097	↑
Quarter ending June 2017	7,096	→
Quarter ending September 2017	7,034	→
Variance since September 2016	3.0%	↑



ACTIVITY

Cumulative percentage of contracted UDA delivered 2017 & 2018



Month	Adjusted Scheduled Activity (UDA)	
	2017	2018
April	1,591	904
May	3,181	2,339
June	4,295	3,448
July	5,942	5,196
August	7,347	6,659
September	8,803	7,991
October	10,513	
November	12,193	
December	13,709	
January	14,895	
February	16,481	
March	18,244	
April	18,961	
May	18,966	
June	18,982	

QUALITY

	Quantity	Base Number	Contract	AT	Region	England
% of FP17s for the same patient ID Re-attending within 3 months - Children	98	1,050	9.3%	10.4%	11.6%	11.9%
% of FP17s for the same patient ID Re-attending within 3 months - Adults	546	3,496	15.6%	14.2%	15.2%	15.9%
% of FP17s for the same patient ID Re-attending between 3 & 9 months - Children	534	1,050	50.9%	61.8%	59.1%	58.1%
% of FP17s for the same patient ID Re-attending between 3 & 9 months - Adults	1,765	3,496	50.5%	55.7%	51.7%	50.6%
% of FP17s for Band 1 Urgent Courses	369	4,154	8.9%	7.3%	8.0%	9.1%
% of FP17s Relating to Free Repair or Replacements	17	4,154	0.4%	0.8%	0.8%	0.8%
% of FP17s Relating to Continuations	87	4,154	2.1%	1.3%	1.0%	1.1%
% of Patients satisfied with the dentistry they have received	8	9	N/A	90.7%	91.5%	91.4%
% of Patients satisfied with the time they had to wait for an appointment	8	9	N/A	86.7%	88.2%	87.7%

* This is based on patients treated on this contract for their most recent course of treatment. Figures in italics indicate the base number of FP17s or Patient Questionnaire responses are less than 100. N/A is shown where the base number of responses is less than 10 during the period. % is calculated as Quantity/Base number*100

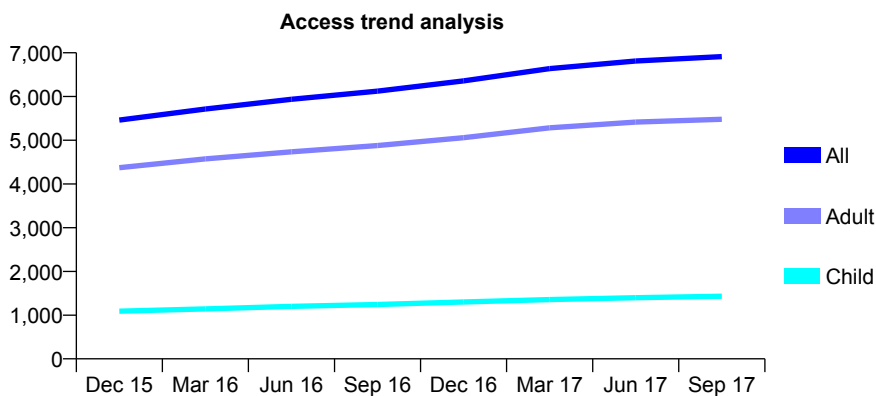
Q55 - Vital Signs At a Glance Contract Report for 180343/0001 - September 2017

Name or company name	Hall & Purchase Dental Surgery
Contract type name	Pilot Contract
Purpose of contract	General
Contract start date	01/02/2011
Contract end date	

17/18 Contracted general activity (UDA)	18,261
Carry forward general activity (UDA)	0
17/18 Contracted orthodontic activity (UOA)	0
Carry forward orthodontic activity (UOA)	0
Baseline contract value	£467,448.09

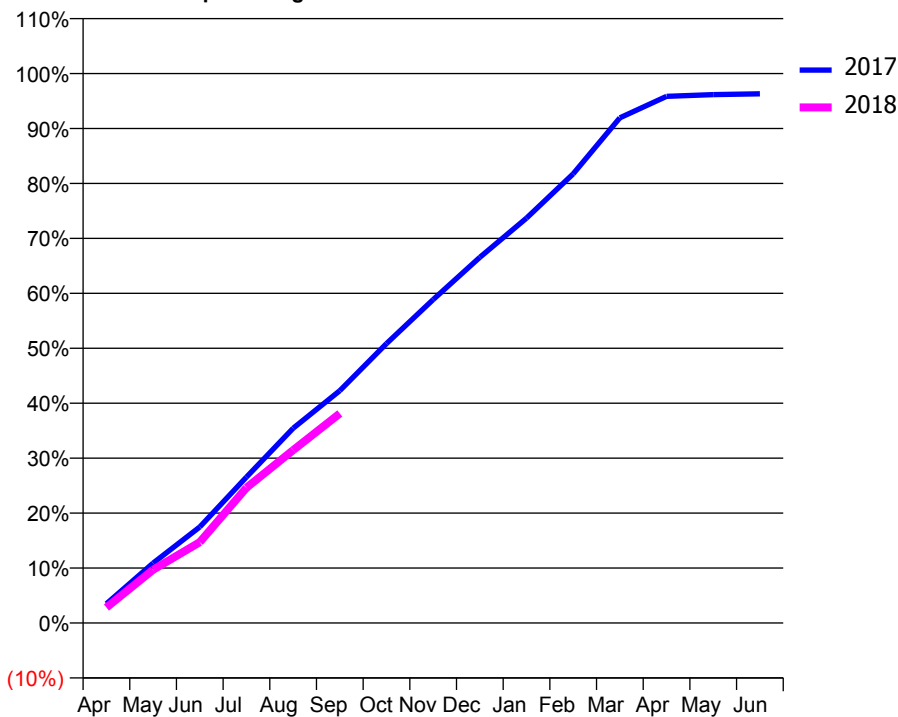
ACCESS*

Patients seen in 24 months	Total	Change since previous quarter
Quarter ending September 2016	6,123	
Quarter ending December 2016	6,359	↑
Quarter ending March 2017	6,640	↑
Quarter ending June 2017	6,813	↑
Quarter ending September 2017	6,914	→
Variance since September 2016	12.9%	↑



ACTIVITY

Cumulative percentage of contracted UDA delivered 2017 & 2018



Month	Adjusted Scheduled Activity (UDA)	
	2017	2018
April	641	515
May	1,994	1,768
June	3,194	2,687
July	4,849	4,496
August	6,471	5,746
September	7,722	6,965
October	9,286	
November	10,748	
December	12,151	
January	13,454	
February	14,927	
March	16,789	
April	17,503	
May	17,558	
June	17,586	

QUALITY

	Quantity	Base Number	Contract	AT	Region	England
% of FP17s for the same patient ID Re-attending within 3 months - Children	82	1,082	7.6%	10.4%	11.6%	11.9%
% of FP17s for the same patient ID Re-attending within 3 months - Adults	781	3,882	20.1%	14.2%	15.2%	15.9%
% of FP17s for the same patient ID Re-attending between 3 & 9 months - Children	717	1,082	66.3%	61.8%	59.1%	58.1%
% of FP17s for the same patient ID Re-attending between 3 & 9 months - Adults	1,892	3,882	48.7%	55.7%	51.7%	50.6%
% of FP17s for Band 1 Urgent Courses	420	4,575	9.2%	7.3%	8.0%	9.1%
% of FP17s Relating to Free Repair or Replacements	13	4,575	0.3%	0.8%	0.8%	0.8%
% of FP17s Relating to Continuations	49	4,575	1.1%	1.3%	1.0%	1.1%
% of Patients satisfied with the dentistry they have received	14	14	100.0%	90.7%	91.5%	91.4%
% of Patients satisfied with the time they had to wait for an appointment	11	14	78.6%	86.7%	88.2%	87.7%

* This is based on patients treated on this contract for their most recent course of treatment. Figures in italics indicate the base number of FP17s or Patient Questionnaire responses are less than 100. N/A is shown where the base number of responses is less than 10 during the period. % is calculated as Quantity/Base number*100

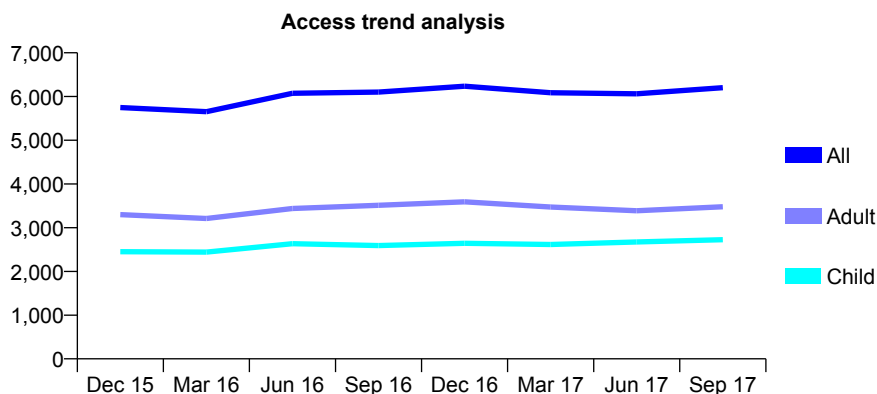
Q55 - Vital Signs At a Glance Contract Report for 180424/0001 - September 2017

Name or company name	Smilestyle Dental Care
Contract type name	GDS Contract
Purpose of contract	General
Contract start date	01/04/2006
Contract end date	

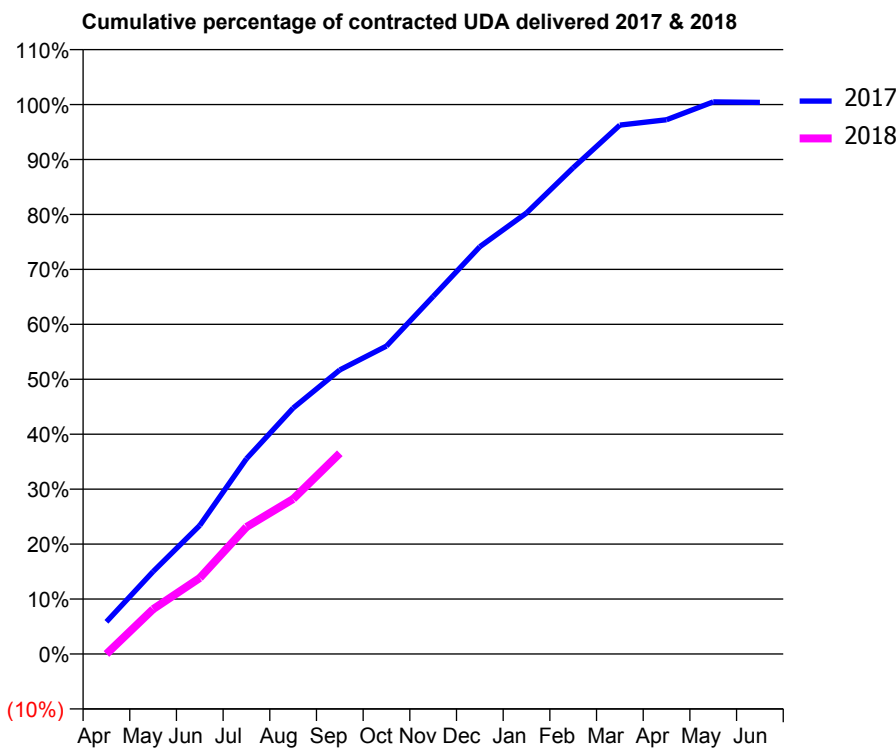
17/18 Contracted general activity (UDA)	26,075
Carry forward general activity (UDA)	0
17/18 Contracted orthodontic activity (UOA)	0
Carry forward orthodontic activity (UOA)	0
Baseline contract value	£746,660.02

ACCESS*

Patients seen in 24 months	Total	Change since previous quarter
Quarter ending September 2016	6,103	
Quarter ending December 2016	6,235	↑
Quarter ending March 2017	6,086	↓
Quarter ending June 2017	6,061	→
Quarter ending September 2017	6,203	↑
Variance since September 2016	1.6%	→



ACTIVITY



Month	Adjusted Scheduled Activity (UDA)	
	2017	2018
April	1,527	0
May	3,913	2,130
June	6,106	3,608
July	9,267	6,030
August	11,671	7,358
September	13,482	9,526
October	14,616	
November	16,967	
December	19,328	
January	20,932	
February	23,075	
March	25,099	
April	25,352	
May	26,202	
June	26,177	

QUALITY

	Quantity	Base Number	Contract	AT	Region	England
% of FP17s for the same patient ID Re-attending within 3 months - Children	134	1,811	7.4%	10.4%	11.6%	11.9%
% of FP17s for the same patient ID Re-attending within 3 months - Adults	357	2,136	16.7%	14.2%	15.2%	15.9%
% of FP17s for the same patient ID Re-attending between 3 & 9 months - Children	1,020	1,811	56.3%	61.8%	59.1%	58.1%
% of FP17s for the same patient ID Re-attending between 3 & 9 months - Adults	1,035	2,136	48.5%	55.7%	51.7%	50.6%
% of FP17s for Band 1 Urgent Courses	248	3,586	6.9%	7.3%	8.0%	9.1%
% of FP17s Relating to Free Repair or Replacements	10	3,586	0.3%	0.8%	0.8%	0.8%
% of FP17s Relating to Continuations	55	3,586	1.5%	1.3%	1.0%	1.1%
% of Patients satisfied with the dentistry they have received	7	8	N/A	90.7%	91.5%	91.4%
% of Patients satisfied with the time they had to wait for an appointment	6	8	N/A	86.7%	88.2%	87.7%

* This is based on patients treated on this contract for their most recent course of treatment. Figures in italics indicate the base number of FP17s or Patient Questionnaire responses are less than 100. N/A is shown where the base number of responses is less than 10 during the period. % is calculated as Quantity/Base number*100

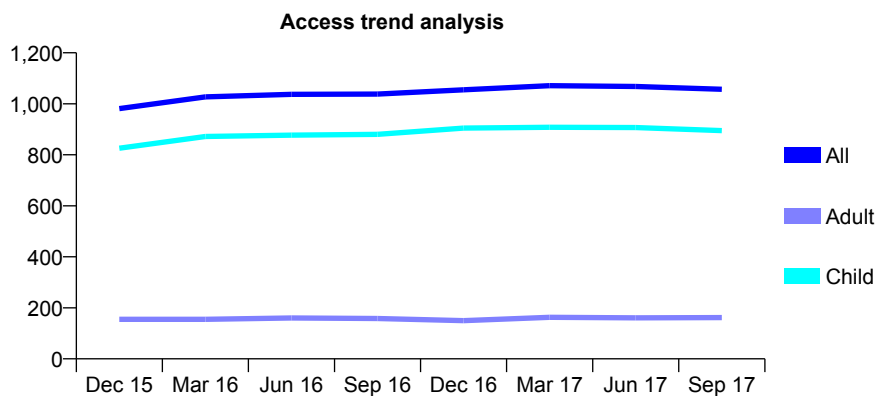
Q55 - Vital Signs At a Glance Contract Report for 182222/0001 - September 2017

Name or company name	Spondon Dental
Contract type name	GDS Contract
Purpose of contract	General
Contract start date	01/03/2014
Contract end date	

17/18 Contracted general activity (UDA)	2,170
Carry forward general activity (UDA)	0
17/18 Contracted orthodontic activity (UOA)	0
Carry forward orthodontic activity (UOA)	0
Baseline contract value	£41,394.61

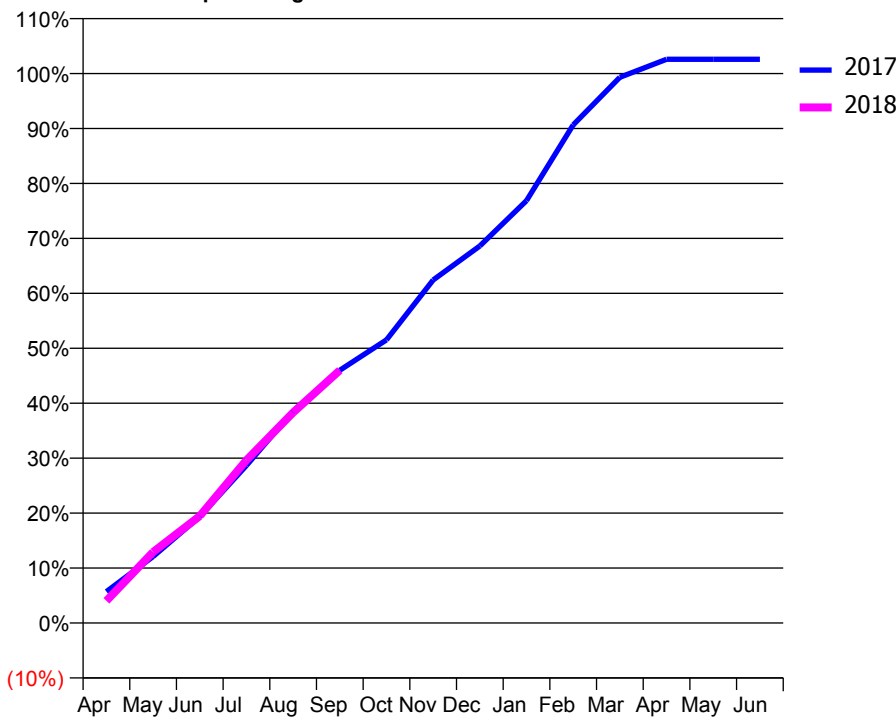
ACCESS*

Patients seen in 24 months	Total	Change since previous quarter
Quarter ending September 2016	1,038	
Quarter ending December 2016	1,055	→
Quarter ending March 2017	1,071	→
Quarter ending June 2017	1,068	→
Quarter ending September 2017	1,057	↓
Variance since September 2016	1.8%	→



ACTIVITY

Cumulative percentage of contracted UDA delivered 2017 & 2018



Month	Adjusted Scheduled Activity (UDA)	
	2017	2018
April	124	88
May	263	280
June	421	423
July	622	643
August	837	831
September	998	998
October	1,118	
November	1,355	
December	1,489	
January	1,668	
February	1,967	
March	2,155	
April	2,226	
May	2,226	
June	2,226	

QUALITY

	Quantity	Base Number	Contract	AT	Region	England
% of FP17s for the same patient ID Re-attending within 3 months - Children	52	736	7.1%	10.4%	11.6%	11.9%
% of FP17s for the same patient ID Re-attending within 3 months - Adults	7	52	13.5%	14.2%	15.2%	15.9%
% of FP17s for the same patient ID Re-attending between 3 & 9 months - Children	488	736	66.3%	61.8%	59.1%	58.1%
% of FP17s for the same patient ID Re-attending between 3 & 9 months - Adults	29	52	55.8%	55.7%	51.7%	50.6%
% of FP17s for Band 1 Urgent Courses	32	742	4.3%	7.3%	8.0%	9.1%
% of FP17s Relating to Free Repair or Replacements	0	742	0.0%	0.8%	0.8%	0.8%
% of FP17s Relating to Continuations	0	742	0.0%	1.3%	1.0%	1.1%
% of Patients satisfied with the dentistry they have received	0	0	N/A	90.7%	91.5%	91.4%
% of Patients satisfied with the time they had to wait for an appointment	0	0	N/A	86.7%	88.2%	87.7%

* This is based on patients treated on this contract for their most recent course of treatment. Figures in italics indicate the base number of FP17s or Patient Questionnaire responses are less than 100. N/A is shown where the base number of responses is less than 10 during the period. % is calculated as Quantity/Base number*100

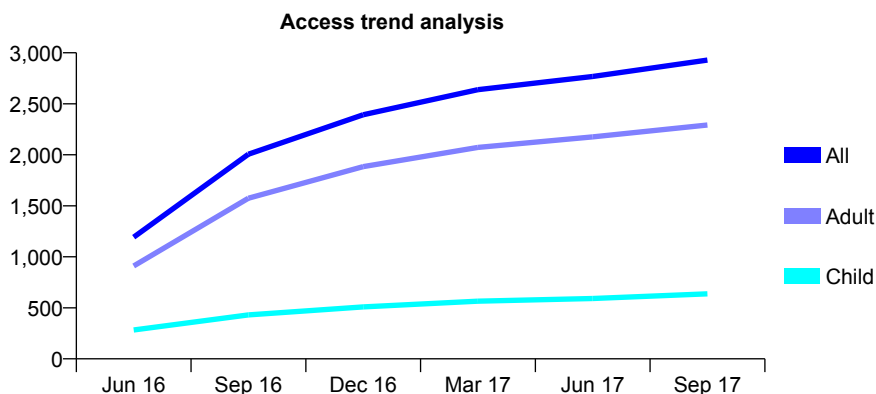
Q55 - Vital Signs At a Glance Contract Report for 183687/0001 - September 2017

Name or company name	Calverton Dental Practice
Contract type name	GDS Contract
Purpose of contract	General
Contract start date	20/11/2015
Contract end date	

17/18 Contracted general activity (UDA)	10,938
Carry forward general activity (UDA)	0
17/18 Contracted orthodontic activity (UOA)	0
Carry forward orthodontic activity (UOA)	0
Baseline contract value	£247,764.02

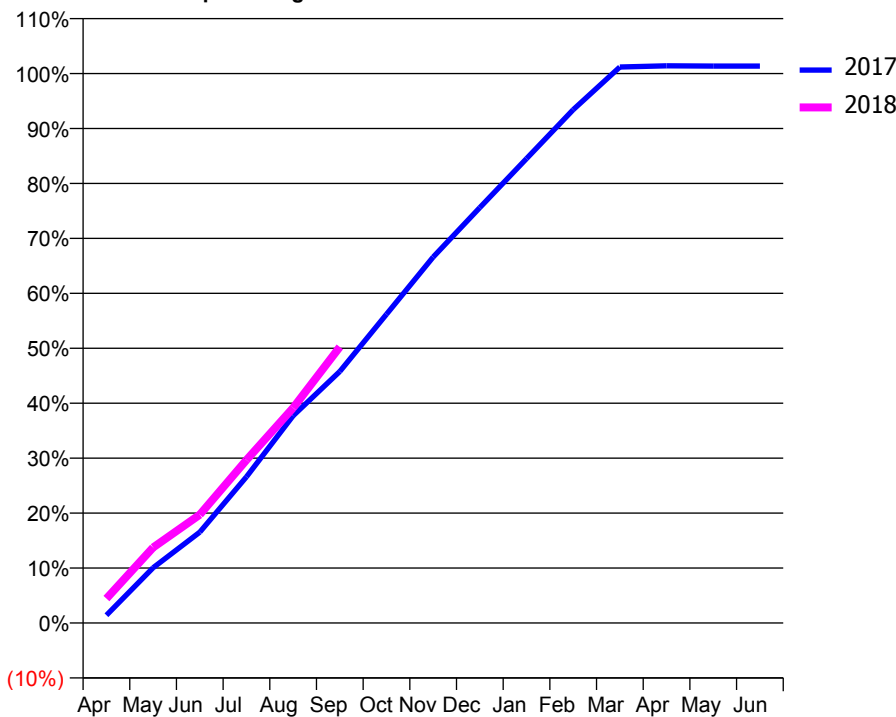
ACCESS*

Patients seen in 24 months	Total	Change since previous quarter
Quarter ending September 2016	2,006	
Quarter ending December 2016	2,393	↑
Quarter ending March 2017	2,638	↑
Quarter ending June 2017	2,768	↑
Quarter ending September 2017	2,929	↑
Variance since September 2016	46.0%	↑



ACTIVITY

Cumulative percentage of contracted UDA delivered 2017 & 2018



Adjusted Scheduled Activity (UDA)

Month	2017	2018
April	156	487
May	1,100	1,504
June	1,808	2,157
July	2,912	3,245
August	4,127	4,284
September	5,008	5,496
October	6,147	
November	7,286	
December	8,269	
January	9,243	
February	10,218	
March	11,068	
April	11,091	
May	11,085	
June	11,085	

QUALITY

	Quantity	Base Number	Contract	AT	Region	England
% of FP17s for the same patient ID Re-attending within 3 months - Children	56	545	10.3%	10.4%	11.6%	11.9%
% of FP17s for the same patient ID Re-attending within 3 months - Adults	233	1,795	13.0%	14.2%	15.2%	15.9%
% of FP17s for the same patient ID Re-attending between 3 & 9 months - Children	325	545	59.6%	61.8%	59.1%	58.1%
% of FP17s for the same patient ID Re-attending between 3 & 9 months - Adults	1,139	1,795	63.5%	55.7%	51.7%	50.6%
% of FP17s for Band 1 Urgent Courses	170	2,323	7.3%	7.3%	8.0%	9.1%
% of FP17s Relating to Free Repair or Replacements	6	2,323	0.3%	0.8%	0.8%	0.8%
% of FP17s Relating to Continuations	16	2,323	0.7%	1.3%	1.0%	1.1%
% of Patients satisfied with the dentistry they have received	9	11	81.8%	90.7%	91.5%	91.4%
% of Patients satisfied with the time they had to wait for an appointment	9	11	81.8%	86.7%	88.2%	87.7%

* This is based on patients treated on this contract for their most recent course of treatment. Figures in italics indicate the base number of FP17s or Patient Questionnaire responses are less than 100. N/A is shown where the base number of responses is less than 10 during the period. % is calculated as Quantity/Base number*100

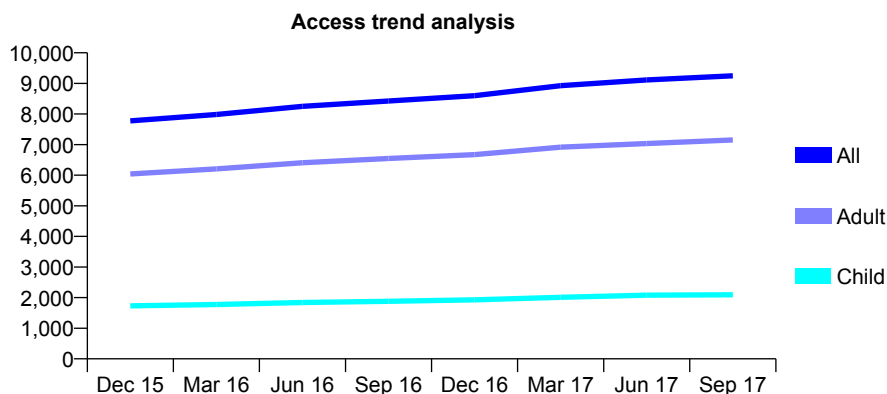
Q55 - Vital Signs At a Glance Contract Report for 183830/0001 - September 2017

Name or company name	KH & GW Ltd
Contract type name	Pilot Contract
Purpose of contract	General
Contract start date	01/04/2008
Contract end date	

17/18 Contracted general activity (UDA)	27,460
Carry forward general activity (UDA)	0
17/18 Contracted orthodontic activity (UOA)	0
Carry forward orthodontic activity (UOA)	0
Baseline contract value	£886,981.96

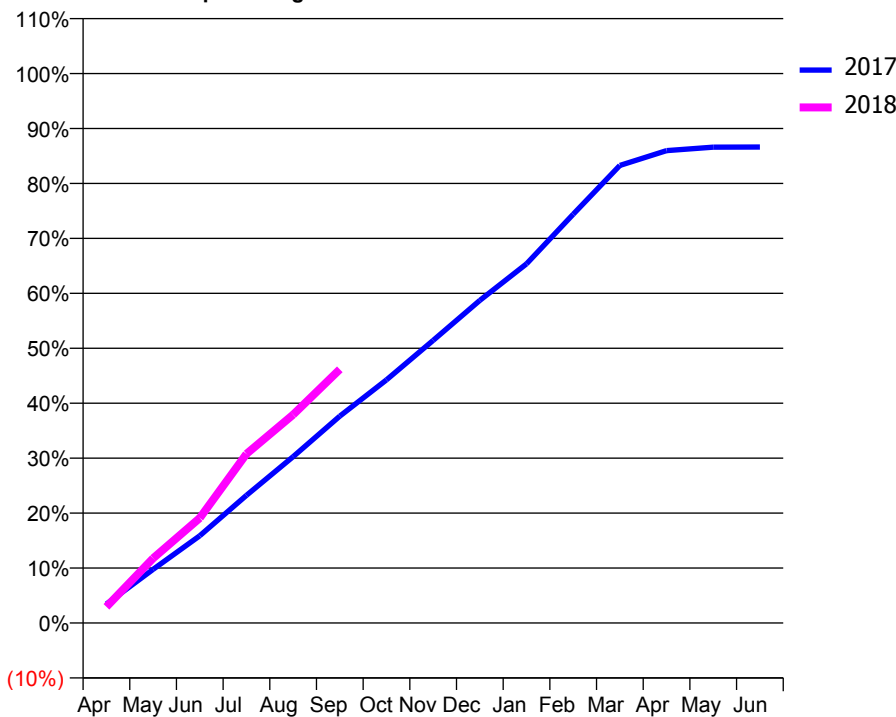
ACCESS*

Patients seen in 24 months	Total	Change since previous quarter
Quarter ending September 2016	8,426	
Quarter ending December 2016	8,598	↑
Quarter ending March 2017	8,927	↑
Quarter ending June 2017	9,115	↑
Quarter ending September 2017	9,247	→
Variance since September 2016	9.7%	↑



ACTIVITY

Cumulative percentage of contracted UDA delivered 2017 & 2018



Month	Adjusted Scheduled Activity (UDA)	
	2017	2018
April	952	808
May	2,685	3,236
June	4,365	5,247
July	6,380	8,453
August	8,310	10,410
September	10,340	12,677
October	12,148	
November	14,124	
December	16,122	
January	17,952	
February	20,428	
March	22,864	
April	23,608	
May	23,779	
June	23,783	

QUALITY

	Quantity	Base Number	Contract	AT	Region	England
% of FP17s for the same patient ID Re-attending within 3 months - Children	87	1,649	5.3%	10.4%	11.6%	11.9%
% of FP17s for the same patient ID Re-attending within 3 months - Adults	951	5,083	18.7%	14.2%	15.2%	15.9%
% of FP17s for the same patient ID Re-attending between 3 & 9 months - Children	1,055	1,649	64.0%	61.8%	59.1%	58.1%
% of FP17s for the same patient ID Re-attending between 3 & 9 months - Adults	2,373	5,083	46.7%	55.7%	51.7%	50.6%
% of FP17s for Band 1 Urgent Courses	451	6,312	7.1%	7.3%	8.0%	9.1%
% of FP17s Relating to Free Repair or Replacements	135	6,312	2.1%	0.8%	0.8%	0.8%
% of FP17s Relating to Continuations	248	6,312	3.9%	1.3%	1.0%	1.1%
% of Patients satisfied with the dentistry they have received	16	18	88.9%	90.7%	91.5%	91.4%
% of Patients satisfied with the time they had to wait for an appointment	17	18	94.4%	86.7%	88.2%	87.7%

* This is based on patients treated on this contract for their most recent course of treatment. Figures in italics indicate the base number of FP17s or Patient Questionnaire responses are less than 100. N/A is shown where the base number of responses is less than 10 during the period. % is calculated as Quantity/Base number*100

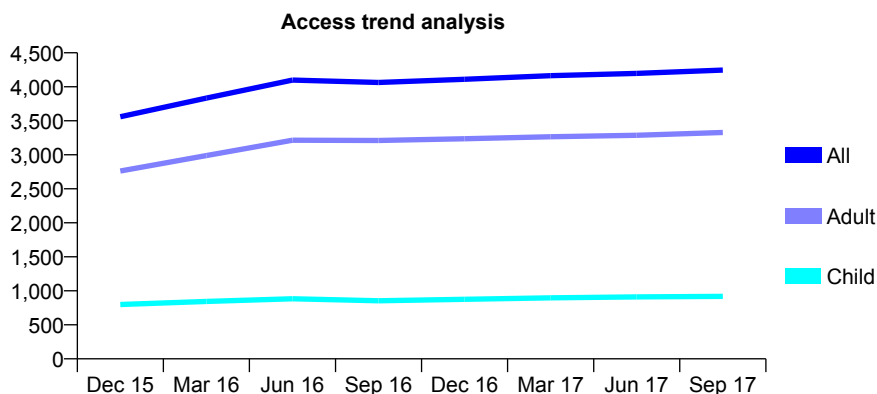
Q55 - Vital Signs At a Glance Contract Report for 183881/0001 - September 2017

Name or company name	Southwell Dental Care
Contract type name	GDS Contract
Purpose of contract	General
Contract start date	28/11/2014
Contract end date	

17/18 Contracted general activity (UDA)	12,023
Carry forward general activity (UDA)	0
17/18 Contracted orthodontic activity (UOA)	0
Carry forward orthodontic activity (UOA)	0
Baseline contract value	£305,909.68

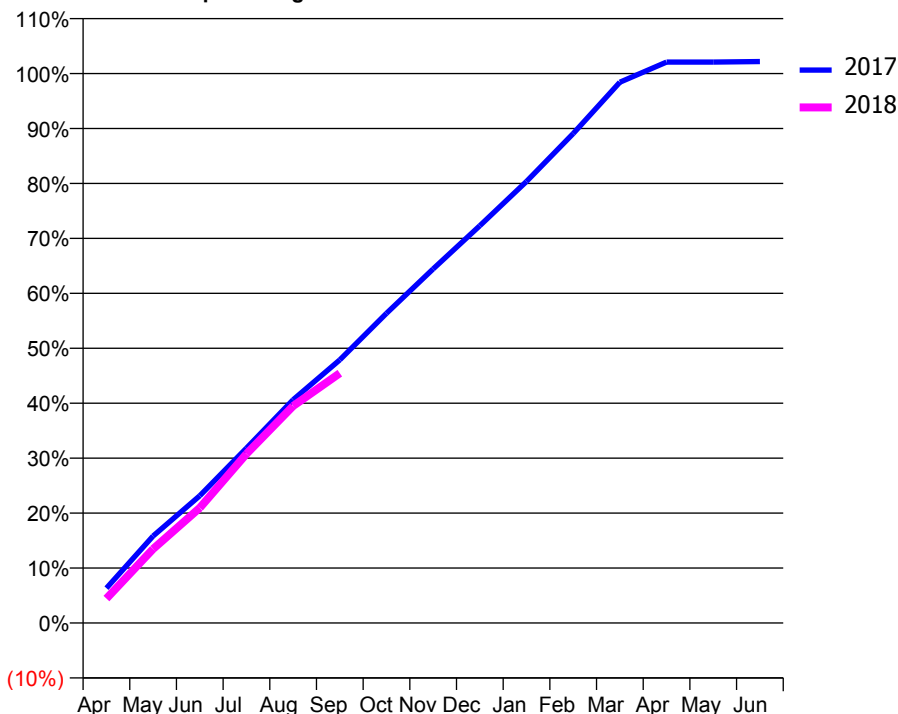
ACCESS*

Patients seen in 24 months	Total	Change since previous quarter
Quarter ending September 2016	4,064	
Quarter ending December 2016	4,111	→
Quarter ending March 2017	4,164	→
Quarter ending June 2017	4,197	→
Quarter ending September 2017	4,246	→
Variance since September 2016	4.5%	↑



ACTIVITY

Cumulative percentage of contracted UDA delivered 2017 & 2018



Month	Adjusted Scheduled Activity (UDA)	
	2017	2018
April	763	535
May	1,905	1,621
June	2,784	2,520
July	3,826	3,701
August	4,887	4,748
September	5,758	5,466
October	6,776	
November	7,749	
December	8,693	
January	9,661	
February	10,710	
March	11,832	
April	12,272	
May	12,272	
June	12,285	

QUALITY

	Quantity	Base Number	Contract	AT	Region	England
% of FP17s for the same patient ID Re-attending within 3 months - Children	24	813	3.0%	10.4%	11.6%	11.9%
% of FP17s for the same patient ID Re-attending within 3 months - Adults	138	2,757	5.0%	14.2%	15.2%	15.9%
% of FP17s for the same patient ID Re-attending between 3 & 9 months - Children	539	813	66.3%	61.8%	59.1%	58.1%
% of FP17s for the same patient ID Re-attending between 3 & 9 months - Adults	1,747	2,757	63.4%	55.7%	51.7%	50.6%
% of FP17s for Band 1 Urgent Courses	107	3,349	3.2%	7.3%	8.0%	9.1%
% of FP17s Relating to Free Repair or Replacements	22	3,349	0.7%	0.8%	0.8%	0.8%
% of FP17s Relating to Continuations	5	3,349	0.1%	1.3%	1.0%	1.1%
% of Patients satisfied with the dentistry they have received	13	13	100.0%	90.7%	91.5%	91.4%
% of Patients satisfied with the time they had to wait for an appointment	13	13	100.0%	86.7%	88.2%	87.7%

* This is based on patients treated on this contract for their most recent course of treatment. Figures in italics indicate the base number of FP17s or Patient Questionnaire responses are less than 100. N/A is shown where the base number of responses is less than 10 during the period. % is calculated as Quantity/Base number*100

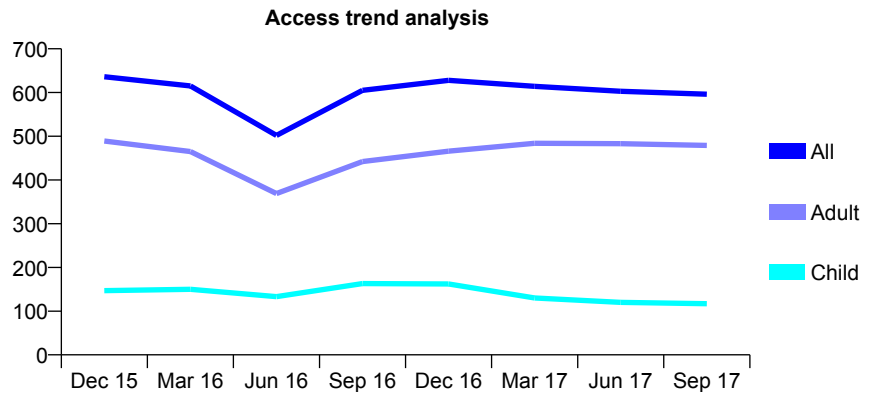
Q55 - Vital Signs At a Glance Contract Report for 183881/0002 - September 2017

Name or company name	Southwell Dental Care
Contract type name	GDS Contract
Purpose of contract	General
Contract start date	28/11/2014
Contract end date	

17/18 Contracted general activity (UDA)	2,532
Carry forward general activity (UDA)	0
17/18 Contracted orthodontic activity (UOA)	0
Carry forward orthodontic activity (UOA)	0
Baseline contract value	£53,762.77

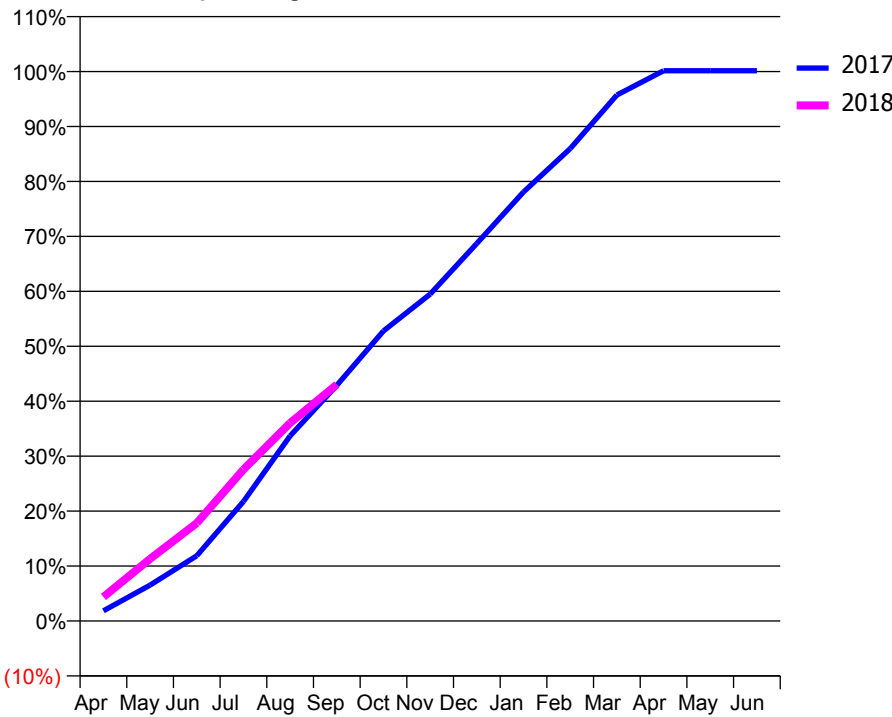
ACCESS*

Patients seen in 24 months	Total	Change since previous quarter
Quarter ending September 2016	605	
Quarter ending December 2016	628	↑
Quarter ending March 2017	614	↓
Quarter ending June 2017	603	↓
Quarter ending September 2017	596	↓
Variance since September 2016	(1.5%)	↓



ACTIVITY

Cumulative percentage of contracted UDA delivered 2017 & 2018



Month	Adjusted Scheduled Activity (UDA)	
	2017	2018
April	47	111
May	166	287
June	301	451
July	551	698
August	853	913
September	1,086	1,090
October	1,337	
November	1,506	
December	1,740	
January	1,977	
February	2,176	
March	2,424	
April	2,535	
May	2,535	
June	2,535	

QUALITY

	Quantity	Base Number	Contract	AT	Region	England
% of FP17s for the same patient ID Re-attending within 3 months - Children	2	123	1.6%	10.4%	11.6%	11.9%
% of FP17s for the same patient ID Re-attending within 3 months - Adults	16	484	3.3%	14.2%	15.2%	15.9%
% of FP17s for the same patient ID Re-attending between 3 & 9 months - Children	11	123	8.9%	61.8%	59.1%	58.1%
% of FP17s for the same patient ID Re-attending between 3 & 9 months - Adults	31	484	6.4%	55.7%	51.7%	50.6%
% of FP17s for Band 1 Urgent Courses	70	539	13.0%	7.3%	8.0%	9.1%
% of FP17s Relating to Free Repair or Replacements	5	539	0.9%	0.8%	0.8%	0.8%
% of FP17s Relating to Continuations	1	539	0.2%	1.3%	1.0%	1.1%
% of Patients satisfied with the dentistry they have received	5	5	N/A	90.7%	91.5%	91.4%
% of Patients satisfied with the time they had to wait for an appointment	5	5	N/A	86.7%	88.2%	87.7%

* This is based on patients treated on this contract for their most recent course of treatment. Figures in italics indicate the base number of FP17s or Patient Questionnaire responses are less than 100. N/A is shown where the base number of responses is less than 10 during the period. % is calculated as Quantity/Base number*100

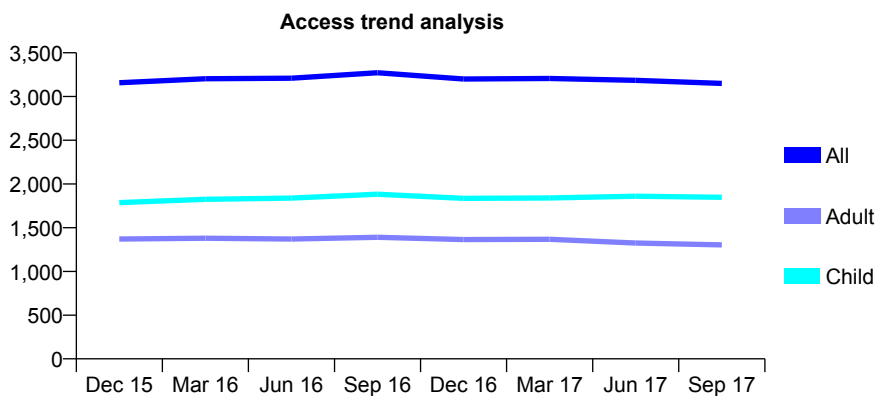
Q55 - Vital Signs At a Glance Contract Report for 183938/0001 - September 2017

Name or company name	The Arnold Dental Centre
Contract type name	GDS Contract
Purpose of contract	General
Contract start date	01/06/2010
Contract end date	

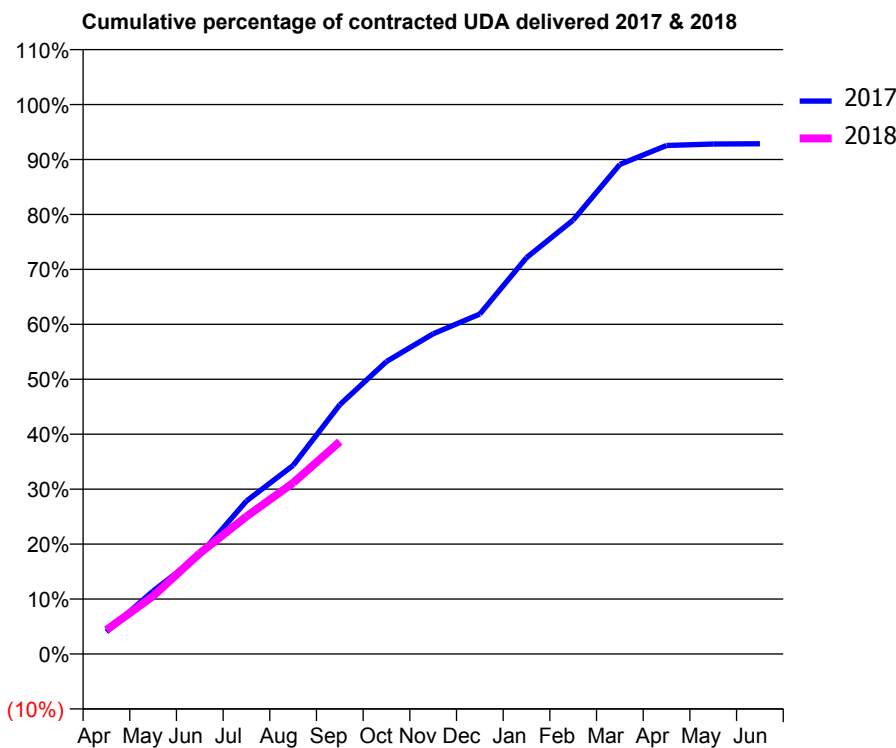
17/18 Contracted general activity (UDA)	10,000
Carry forward general activity (UDA)	0
17/18 Contracted orthodontic activity (UOA)	0
Carry forward orthodontic activity (UOA)	0
Baseline contract value	£228,323.39

ACCESS*

Patients seen in 24 months	Total	Change since previous quarter
Quarter ending September 2016	3,272	
Quarter ending December 2016	3,200	↓
Quarter ending March 2017	3,207	→
Quarter ending June 2017	3,185	→
Quarter ending September 2017	3,150	↓
Variance since September 2016	(3.7%)	↓



ACTIVITY



Month	Adjusted Scheduled Activity (UDA)	
	2017	2018
April	404	438
May	1,146	1,055
June	1,804	1,832
July	2,786	2,503
August	3,433	3,115
September	4,536	3,863
October	5,323	
November	5,828	
December	6,188	
January	7,213	
February	7,898	
March	8,911	
April	9,254	
May	9,282	
June	9,285	

QUALITY

	Quantity	Base Number	Contract	AT	Region	England
% of FP17s for the same patient ID Re-attending within 3 months - Children	114	1,541	7.4%	10.4%	11.6%	11.9%
% of FP17s for the same patient ID Re-attending within 3 months - Adults	202	889	22.7%	14.2%	15.2%	15.9%
% of FP17s for the same patient ID Re-attending between 3 & 9 months - Children	1,055	1,541	68.5%	61.8%	59.1%	58.1%
% of FP17s for the same patient ID Re-attending between 3 & 9 months - Adults	468	889	52.6%	55.7%	51.7%	50.6%
% of FP17s for Band 1 Urgent Courses	159	2,232	7.1%	7.3%	8.0%	9.1%
% of FP17s Relating to Free Repair or Replacements	1	2,232	0.0%	0.8%	0.8%	0.8%
% of FP17s Relating to Continuations	0	2,232	0.0%	1.3%	1.0%	1.1%
% of Patients satisfied with the dentistry they have received	4	4	N/A	90.7%	91.5%	91.4%
% of Patients satisfied with the time they had to wait for an appointment	4	4	N/A	86.7%	88.2%	87.7%

* This is based on patients treated on this contract for their most recent course of treatment. Figures in italics indicate the base number of FP17s or Patient Questionnaire responses are less than 100. N/A is shown where the base number of responses is less than 10 during the period. % is calculated as Quantity/Base number*100

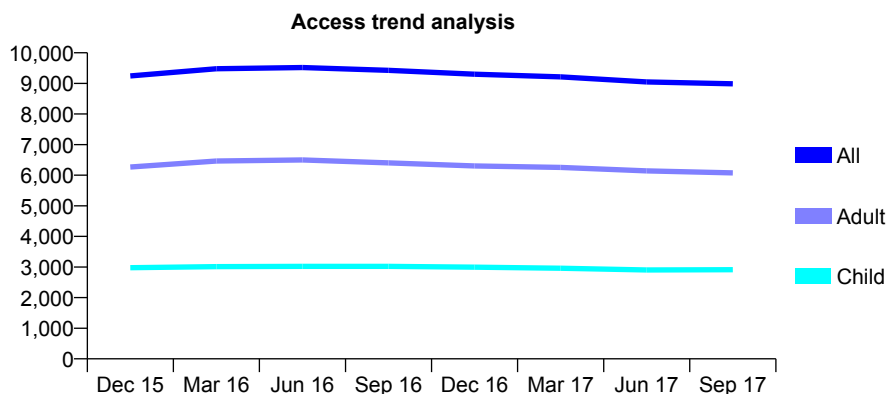
Q55 - Vital Signs At a Glance Contract Report for 187771/0001 - September 2017

Name or company name	The Oakwood Dental Centre Ltd
Contract type name	GDS Contract
Purpose of contract	General
Contract start date	01/04/2014
Contract end date	

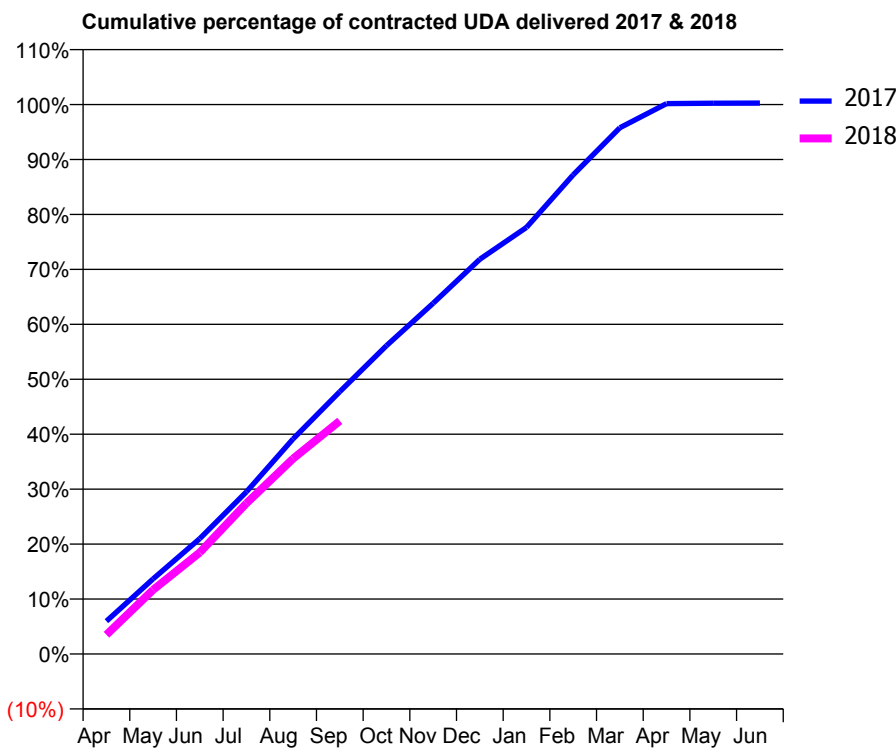
17/18 Contracted general activity (UDA)	23,844
Carry forward general activity (UDA)	0
17/18 Contracted orthodontic activity (UOA)	0
Carry forward orthodontic activity (UOA)	0
Baseline contract value	£718,021.01

ACCESS*

Patients seen in 24 months	Total	Change since previous quarter
Quarter ending September 2016	9,425	
Quarter ending December 2016	9,301	↓
Quarter ending March 2017	9,214	→
Quarter ending June 2017	9,046	↓
Quarter ending September 2017	8,989	→
Variance since September 2016	(4.6%)	↓



ACTIVITY



Month	Adjusted Scheduled Activity (UDA)	
	2017	2018
April	1,429	837
May	3,263	2,788
June	5,008	4,404
July	7,038	6,544
August	9,333	8,481
September	11,385	10,115
October	13,378	
November	15,220	
December	17,130	
January	18,511	
February	20,796	
March	22,835	
April	23,884	
May	23,901	
June	23,908	

QUALITY

	Quantity	Base Number	Contract	AT	Region	England
% of FP17s for the same patient ID Re-attending within 3 months - Children	91	2,190	4.2%	10.4%	11.6%	11.9%
% of FP17s for the same patient ID Re-attending within 3 months - Adults	333	3,801	8.8%	14.2%	15.2%	15.9%
% of FP17s for the same patient ID Re-attending between 3 & 9 months - Children	1,359	2,190	62.1%	61.8%	59.1%	58.1%
% of FP17s for the same patient ID Re-attending between 3 & 9 months - Adults	2,066	3,801	54.4%	55.7%	51.7%	50.6%
% of FP17s for Band 1 Urgent Courses	193	5,486	3.5%	7.3%	8.0%	9.1%
% of FP17s Relating to Free Repair or Replacements	6	5,486	0.1%	0.8%	0.8%	0.8%
% of FP17s Relating to Continuations	47	5,486	0.9%	1.3%	1.0%	1.1%
% of Patients satisfied with the dentistry they have received	10	14	71.4%	90.7%	91.5%	91.4%
% of Patients satisfied with the time they had to wait for an appointment	13	14	92.9%	86.7%	88.2%	87.7%

* This is based on patients treated on this contract for their most recent course of treatment. Figures in italics indicate the base number of FP17s or Patient Questionnaire responses are less than 100. N/A is shown where the base number of responses is less than 10 during the period. % is calculated as Quantity/Base number*100

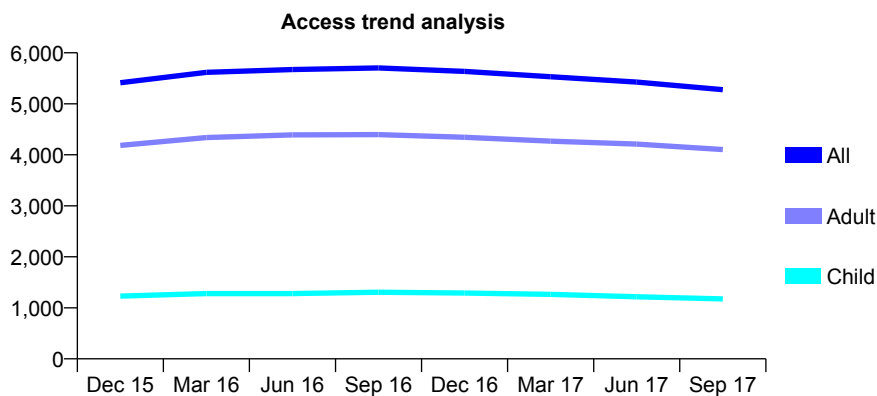
Q55 - Vital Signs At a Glance Contract Report for 191027/0001 - September 2017

Name or company name	Mansfield Dental Practice Limited
Contract type name	GDS Contract
Purpose of contract	General
Contract start date	01/12/2011
Contract end date	

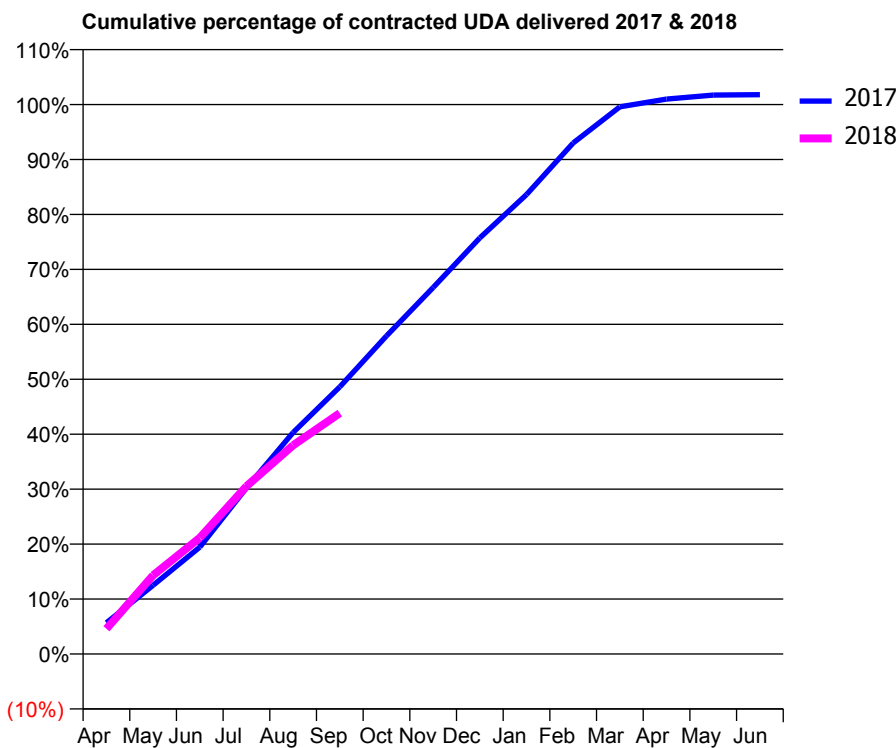
17/18 Contracted general activity (UDA)	15,700
Carry forward general activity (UDA)	0
17/18 Contracted orthodontic activity (UOA)	0
Carry forward orthodontic activity (UOA)	0
Baseline contract value	£357,721.54

ACCESS*

Patients seen in 24 months	Total	Change since previous quarter
Quarter ending September 2016	5,702	
Quarter ending December 2016	5,634	↓
Quarter ending March 2017	5,532	↓
Quarter ending June 2017	5,426	↓
Quarter ending September 2017	5,276	↓
Variance since September 2016	(7.5%)	↓



ACTIVITY



Month	Adjusted Scheduled Activity (UDA)	
	2017	2018
April	947	724
May	2,080	2,252
June	3,231	3,321
July	5,021	4,795
August	6,701	5,964
September	8,079	6,882
October	9,618	
November	11,084	
December	12,582	
January	13,895	
February	15,453	
March	16,547	
April	16,781	
May	16,900	
June	16,913	

QUALITY

	Quantity	Base Number	Contract	AT	Region	England
% of FP17s for the same patient ID Re-attending within 3 months - Children	50	887	5.6%	10.4%	11.6%	11.9%
% of FP17s for the same patient ID Re-attending within 3 months - Adults	320	2,763	11.6%	14.2%	15.2%	15.9%
% of FP17s for the same patient ID Re-attending between 3 & 9 months - Children	588	887	66.3%	61.8%	59.1%	58.1%
% of FP17s for the same patient ID Re-attending between 3 & 9 months - Adults	1,796	2,763	65.0%	55.7%	51.7%	50.6%
% of FP17s for Band 1 Urgent Courses	309	3,487	8.9%	7.3%	8.0%	9.1%
% of FP17s Relating to Free Repair or Replacements	33	3,487	0.9%	0.8%	0.8%	0.8%
% of FP17s Relating to Continuations	7	3,487	0.2%	1.3%	1.0%	1.1%
% of Patients satisfied with the dentistry they have received	6	6	N/A	90.7%	91.5%	91.4%
% of Patients satisfied with the time they had to wait for an appointment	5	6	N/A	86.7%	88.2%	87.7%

* This is based on patients treated on this contract for their most recent course of treatment. Figures in italics indicate the base number of FP17s or Patient Questionnaire responses are less than 100. N/A is shown where the base number of responses is less than 10 during the period. % is calculated as Quantity/Base number*100

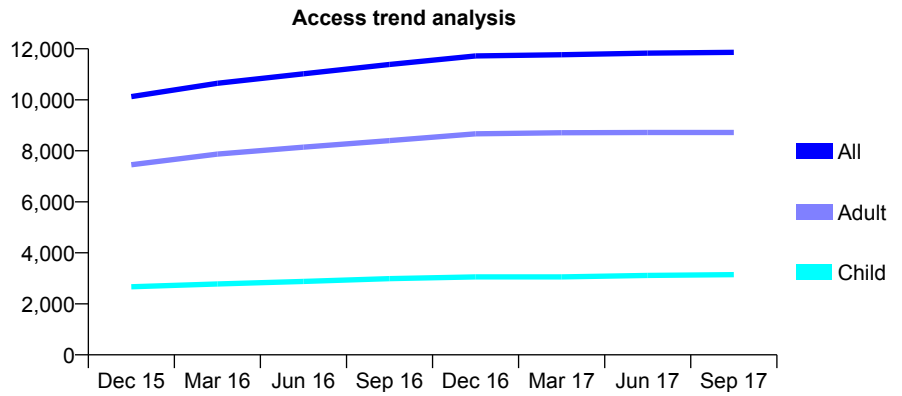
Q55 - Vital Signs At a Glance Contract Report for 191310/0002 - September 2017

Name or company name	East Midlands Community Dental Ass. Ltd.
Contract type name	GDS Contract
Purpose of contract	General
Contract start date	04/12/2006
Contract end date	

17/18 Contracted general activity (UDA)	32,029
Carry forward general activity (UDA)	0
17/18 Contracted orthodontic activity (UOA)	0
Carry forward orthodontic activity (UOA)	0
Baseline contract value	£919,092.79

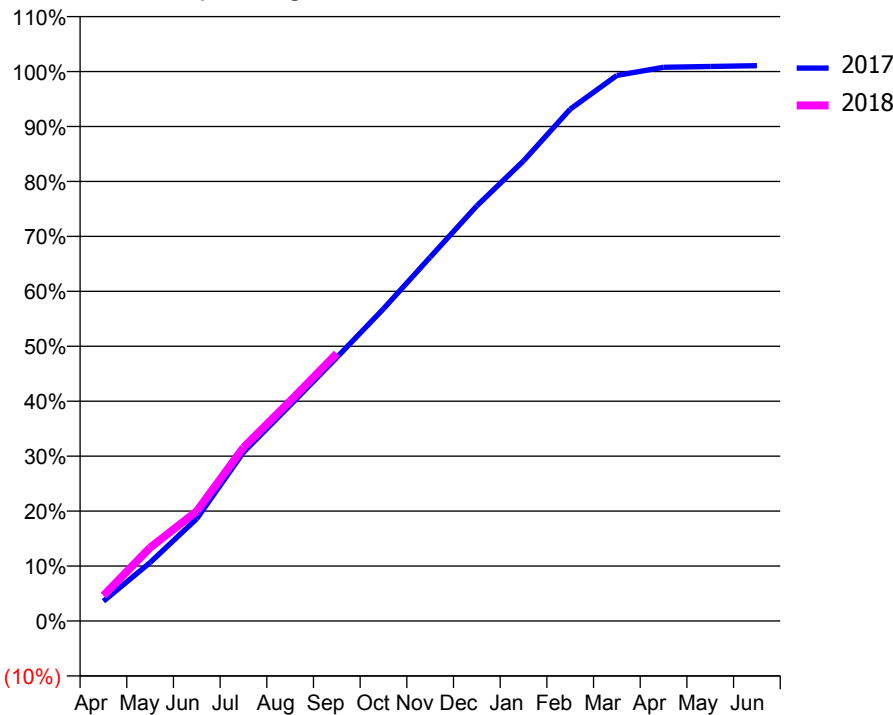
ACCESS*

Patients seen in 24 months	Total	Change since previous quarter
Quarter ending September 2016	11,385	
Quarter ending December 2016	11,721	↑
Quarter ending March 2017	11,765	→
Quarter ending June 2017	11,829	→
Quarter ending September 2017	11,860	→
Variance since September 2016	4.2%	↑



ACTIVITY

Cumulative percentage of contracted UDA delivered 2017 & 2018



Month	Adjusted Scheduled Activity (UDA)	
	2017	2018
April	1,158	1,480
May	3,408	4,281
June	5,966	6,401
July	9,836	10,116
August	12,581	12,822
September	15,363	15,594
October	18,197	
November	21,205	
December	24,198	
January	26,823	
February	29,834	
March	31,798	
April	32,272	
May	32,321	
June	32,366	

QUALITY

	Quantity	Base Number	Contract	AT	Region	England
% of FP17s for the same patient ID Re-attending within 3 months - Children	176	2,190	8.0%	10.4%	11.6%	11.9%
% of FP17s for the same patient ID Re-attending within 3 months - Adults	837	5,472	15.3%	14.2%	15.2%	15.9%
% of FP17s for the same patient ID Re-attending between 3 & 9 months - Children	1,172	2,190	53.5%	61.8%	59.1%	58.1%
% of FP17s for the same patient ID Re-attending between 3 & 9 months - Adults	2,689	5,472	49.1%	55.7%	51.7%	50.6%
% of FP17s for Band 1 Urgent Courses	393	6,865	5.7%	7.3%	8.0%	9.1%
% of FP17s Relating to Free Repair or Replacements	81	6,865	1.2%	0.8%	0.8%	0.8%
% of FP17s Relating to Continuations	254	6,865	3.7%	1.3%	1.0%	1.1%
% of Patients satisfied with the dentistry they have received	35	37	94.6%	90.7%	91.5%	91.4%
% of Patients satisfied with the time they had to wait for an appointment	35	37	94.6%	86.7%	88.2%	87.7%

* This is based on patients treated on this contract for their most recent course of treatment. Figures in italics indicate the base number of FP17s or Patient Questionnaire responses are less than 100. N/A is shown where the base number of responses is less than 10 during the period. % is calculated as Quantity/Base number*100

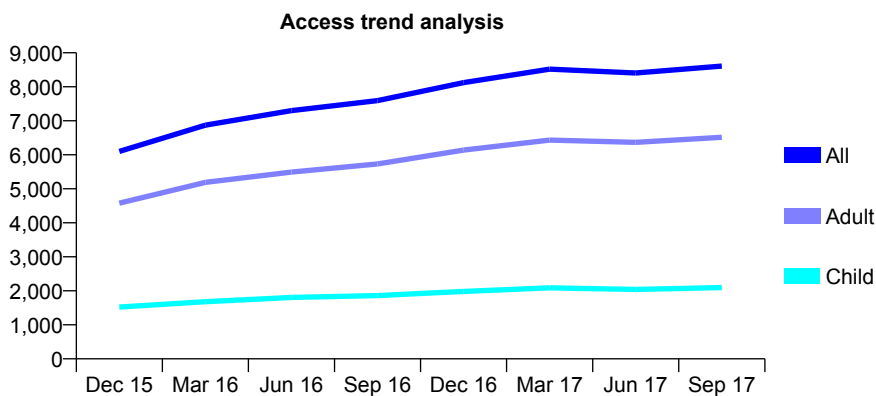
Q55 - Vital Signs At a Glance Contract Report for 192597/0005 - September 2017

Name or company name	DM and LJ Jordan Limited
Contract type name	GDS Contract
Purpose of contract	General
Contract start date	01/01/2015
Contract end date	

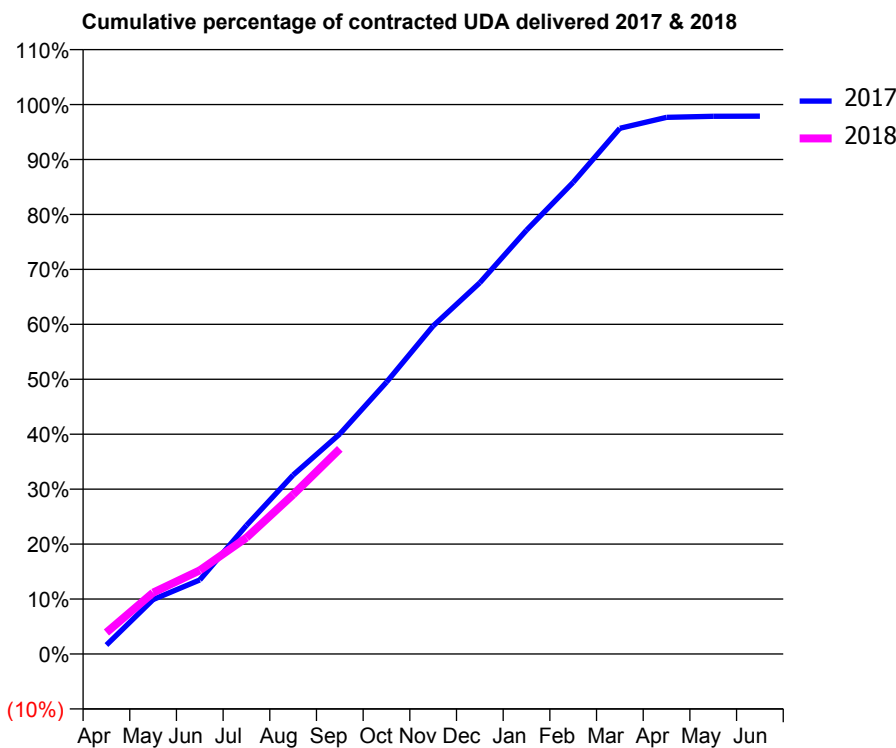
17/18 Contracted general activity (UDA)	23,314
Carry forward general activity (UDA)	0
17/18 Contracted orthodontic activity (UOA)	0
Carry forward orthodontic activity (UOA)	0
Baseline contract value	£622,521.48

ACCESS*

Patients seen in 24 months	Total	Change since previous quarter
Quarter ending September 2016	7,593	
Quarter ending December 2016	8,124	↑
Quarter ending March 2017	8,521	↑
Quarter ending June 2017	8,407	↓
Quarter ending September 2017	8,610	↑
Variance since September 2016	13.4%	↑



ACTIVITY



Month	Adjusted Scheduled Activity (UDA)	
	2017	2018
April	342	914
May	2,061	2,604
June	2,806	3,552
July	4,873	4,939
August	6,779	6,764
September	8,339	8,705
October	10,296	
November	12,428	
December	14,066	
January	16,055	
February	17,868	
March	19,912	
April	20,329	
May	20,369	
June	20,371	

QUALITY

	Quantity	Base Number	Contract	AT	Region	England
% of FP17s for the same patient ID Re-attending within 3 months - Children	77	1,328	5.8%	10.4%	11.6%	11.9%
% of FP17s for the same patient ID Re-attending within 3 months - Adults	262	3,694	7.1%	14.2%	15.2%	15.9%
% of FP17s for the same patient ID Re-attending between 3 & 9 months - Children	766	1,328	57.7%	61.8%	59.1%	58.1%
% of FP17s for the same patient ID Re-attending between 3 & 9 months - Adults	2,068	3,694	56.0%	55.7%	51.7%	50.6%
% of FP17s for Band 1 Urgent Courses	408	4,779	8.5%	7.3%	8.0%	9.1%
% of FP17s Relating to Free Repair or Replacements	19	4,779	0.4%	0.8%	0.8%	0.8%
% of FP17s Relating to Continuations	22	4,779	0.5%	1.3%	1.0%	1.1%
% of Patients satisfied with the dentistry they have received	10	10	100.0%	90.7%	91.5%	91.4%
% of Patients satisfied with the time they had to wait for an appointment	9	10	90.0%	86.7%	88.2%	87.7%

* This is based on patients treated on this contract for their most recent course of treatment. Figures in italics indicate the base number of FP17s or Patient Questionnaire responses are less than 100. N/A is shown where the base number of responses is less than 10 during the period. % is calculated as Quantity/Base number*100

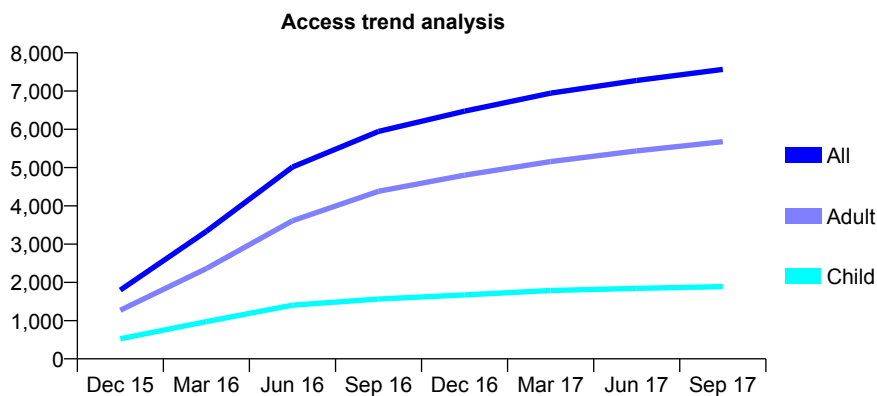
Q55 - Vital Signs At a Glance Contract Report for 193437/0001 - September 2017

Name or company name	Risley Hill Dental
Contract type name	GDS Contract
Purpose of contract	General
Contract start date	29/09/2015
Contract end date	

17/18 Contracted general activity (UDA)	21,464
Carry forward general activity (UDA)	0
17/18 Contracted orthodontic activity (UOA)	0
Carry forward orthodontic activity (UOA)	0
Baseline contract value	£812,088.30

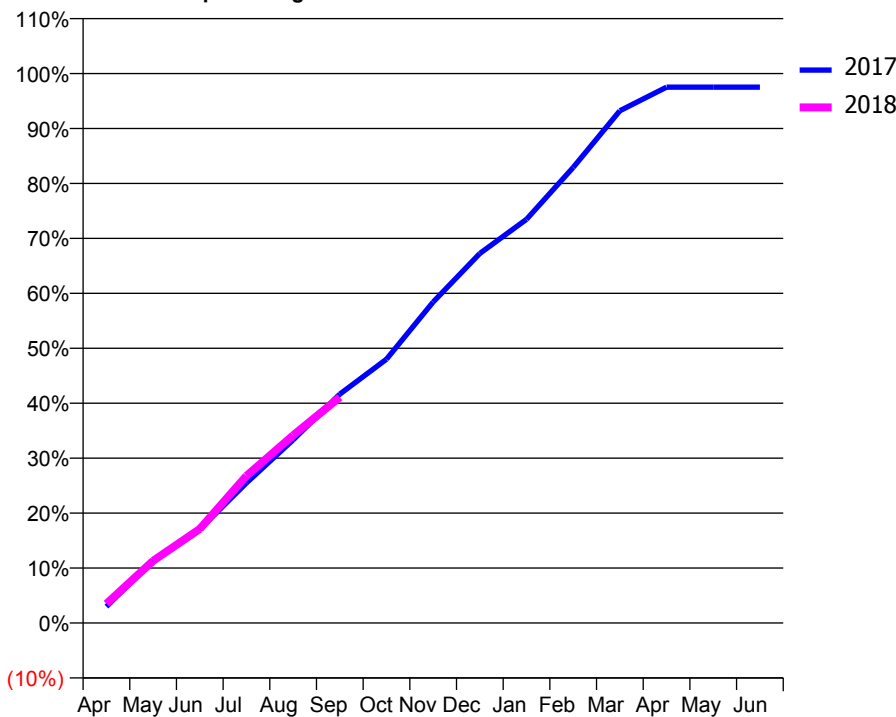
ACCESS*

Patients seen in 24 months	Total	Change since previous quarter
Quarter ending September 2016	5,944	
Quarter ending December 2016	6,474	↑
Quarter ending March 2017	6,947	↑
Quarter ending June 2017	7,276	↑
Quarter ending September 2017	7,566	↑
Variance since September 2016	27.3%	↑



ACTIVITY

Cumulative percentage of contracted UDA delivered 2017 & 2018



Month	Adjusted Scheduled Activity (UDA)	
	2017	2018
April	510	754
May	1,924	2,430
June	2,893	3,675
July	4,326	5,747
August	5,656	7,331
September	7,065	8,820
October	8,143	
November	9,911	
December	11,409	
January	12,463	
February	14,066	
March	15,814	
April	16,541	
May	16,541	
June	16,541	

QUALITY

	Quantity	Base Number	Contract	AT	Region	England
% of FP17s for the same patient ID Re-attending within 3 months - Children	102	1,491	6.8%	10.4%	11.6%	11.9%
% of FP17s for the same patient ID Re-attending within 3 months - Adults	413	3,893	10.6%	14.2%	15.2%	15.9%
% of FP17s for the same patient ID Re-attending between 3 & 9 months - Children	968	1,491	64.9%	61.8%	59.1%	58.1%
% of FP17s for the same patient ID Re-attending between 3 & 9 months - Adults	2,181	3,893	56.0%	55.7%	51.7%	50.6%
% of FP17s for Band 1 Urgent Courses	166	4,695	3.5%	7.3%	8.0%	9.1%
% of FP17s Relating to Free Repair or Replacements	34	4,695	0.7%	0.8%	0.8%	0.8%
% of FP17s Relating to Continuations	67	4,695	1.4%	1.3%	1.0%	1.1%
% of Patients satisfied with the dentistry they have received	17	20	85.0%	90.7%	91.5%	91.4%
% of Patients satisfied with the time they had to wait for an appointment	17	20	85.0%	86.7%	88.2%	87.7%

* This is based on patients treated on this contract for their most recent course of treatment. Figures in italics indicate the base number of FP17s or Patient Questionnaire responses are less than 100. N/A is shown where the base number of responses is less than 10 during the period. % is calculated as Quantity/Base number*100

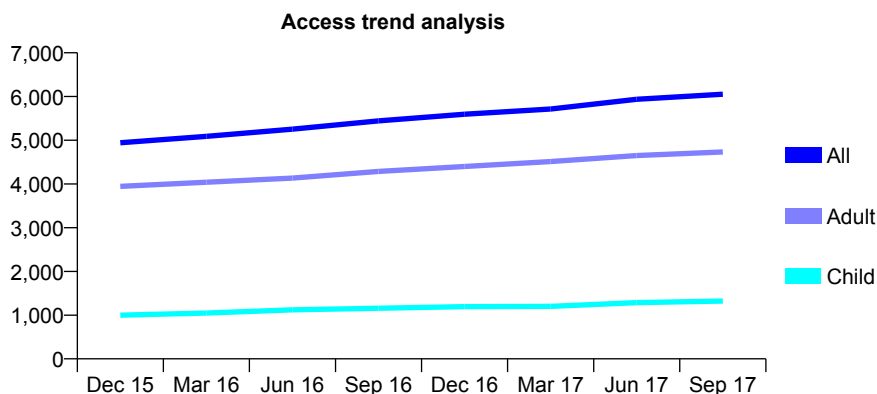
Q55 - Vital Signs At a Glance Contract Report for 193917/0001 - September 2017

Name or company name	Hall & Purchase Dental Surgery
Contract type name	Pilot Contract
Purpose of contract	General
Contract start date	01/02/2011
Contract end date	

17/18 Contracted general activity (UDA)	16,000
Carry forward general activity (UDA)	0
17/18 Contracted orthodontic activity (UOA)	0
Carry forward orthodontic activity (UOA)	0
Baseline contract value	£424,212.08

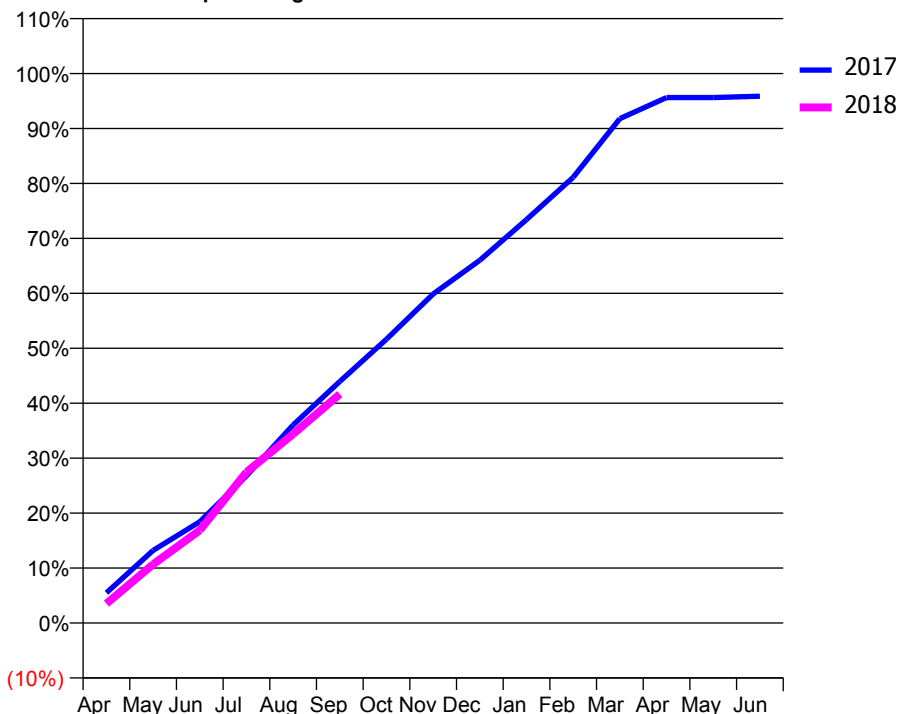
ACCESS*

Patients seen in 24 months	Total	Change since previous quarter
Quarter ending September 2016	5,443	
Quarter ending December 2016	5,595	↑
Quarter ending March 2017	5,715	↑
Quarter ending June 2017	5,936	↑
Quarter ending September 2017	6,053	→
Variance since September 2016	11.2%	↑



ACTIVITY

Cumulative percentage of contracted UDA delivered 2017 & 2018



Month	Adjusted Scheduled Activity (UDA)	
	2017	2018
April	878	567
May	2,113	1,709
June	2,950	2,699
July	4,284	4,394
August	5,769	5,502
September	7,033	6,663
October	8,265	
November	9,580	
December	10,564	
January	11,749	
February	12,978	
March	14,687	
April	15,298	
May	15,299	
June	15,340	

QUALITY

	Quantity	Base Number	Contract	AT	Region	England
% of FP17s for the same patient ID Re-attending within 3 months - Children	92	1,068	8.6%	10.4%	11.6%	11.9%
% of FP17s for the same patient ID Re-attending within 3 months - Adults	707	3,362	21.0%	14.2%	15.2%	15.9%
% of FP17s for the same patient ID Re-attending between 3 & 9 months - Children	636	1,068	59.6%	61.8%	59.1%	58.1%
% of FP17s for the same patient ID Re-attending between 3 & 9 months - Adults	1,533	3,362	45.6%	55.7%	51.7%	50.6%
% of FP17s for Band 1 Urgent Courses	441	4,114	10.7%	7.3%	8.0%	9.1%
% of FP17s Relating to Free Repair or Replacements	7	4,114	0.2%	0.8%	0.8%	0.8%
% of FP17s Relating to Continuations	53	4,114	1.3%	1.3%	1.0%	1.1%
% of Patients satisfied with the dentistry they have received	9	9	N/A	90.7%	91.5%	91.4%
% of Patients satisfied with the time they had to wait for an appointment	7	9	N/A	86.7%	88.2%	87.7%

* This is based on patients treated on this contract for their most recent course of treatment. Figures in italics indicate the base number of FP17s or Patient Questionnaire responses are less than 100. N/A is shown where the base number of responses is less than 10 during the period. % is calculated as Quantity/Base number*100

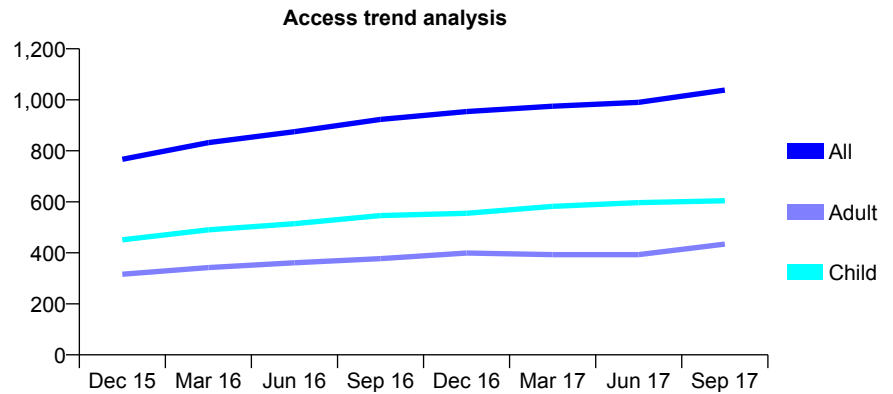
Q55 - Vital Signs At a Glance Contract Report for 197505/0001 - September 2017

Name or company name	Bridford Dental Practice
Contract type name	GDS Contract
Purpose of contract	General
Contract start date	01/04/2013
Contract end date	

17/18 Contracted general activity (UDA)	1,081
Carry forward general activity (UDA)	0
17/18 Contracted orthodontic activity (UOA)	0
Carry forward orthodontic activity (UOA)	0
Baseline contract value	£25,476.26

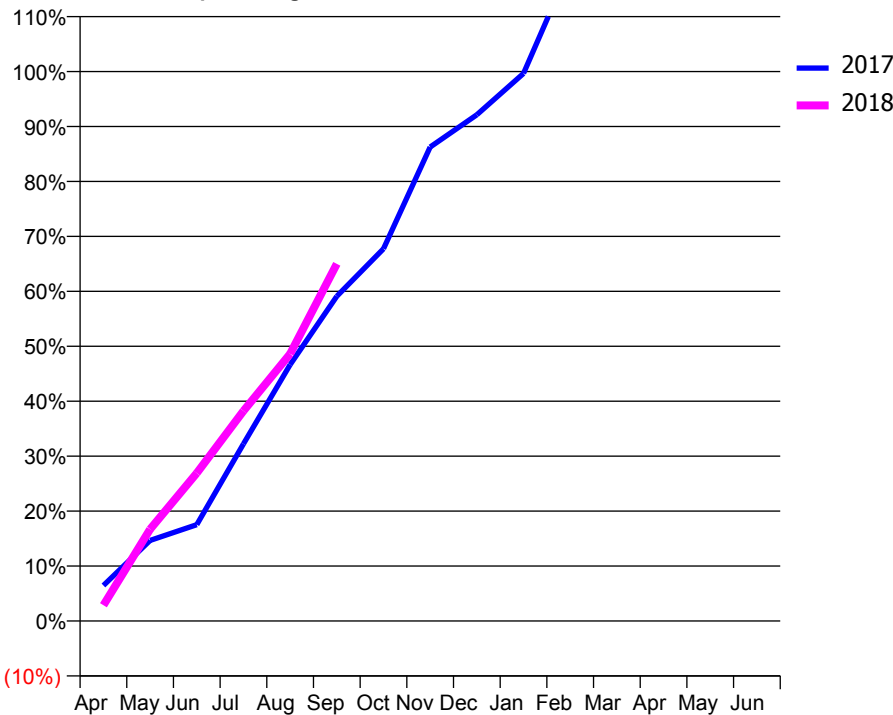
ACCESS*

Patients seen in 24 months	Total	Change since previous quarter
Quarter ending September 2016	923	
Quarter ending December 2016	954	↑
Quarter ending March 2017	975	↑
Quarter ending June 2017	990	→
Quarter ending September 2017	1,038	↑
Variance since September 2016	12.5%	↑



ACTIVITY

Cumulative percentage of contracted UDA delivered 2017 & 2018



Month	Adjusted Scheduled Activity (UDA)	
	2017	2018
April	70	31
May	159	181
June	190	291
July	349	413
August	504	526
September	639	703
October	732	
November	932	
December	996	
January	1,077	
February	1,288	
March	1,484	
April	1,510	
May	1,514	
June	1,517	

QUALITY

	Quantity	Base Number	Contract	AT	Region	England
% of FP17s for the same patient ID Re-attending within 3 months - Children	39	440	8.9%	10.4%	11.6%	11.9%
% of FP17s for the same patient ID Re-attending within 3 months - Adults	54	280	19.3%	14.2%	15.2%	15.9%
% of FP17s for the same patient ID Re-attending between 3 & 9 months - Children	248	440	56.4%	61.8%	59.1%	58.1%
% of FP17s for the same patient ID Re-attending between 3 & 9 months - Adults	108	280	38.6%	55.7%	51.7%	50.6%
% of FP17s for Band 1 Urgent Courses	13	411	3.2%	7.3%	8.0%	9.1%
% of FP17s Relating to Free Repair or Replacements	0	411	0.0%	0.8%	0.8%	0.8%
% of FP17s Relating to Continuations	0	411	0.0%	1.3%	1.0%	1.1%
% of Patients satisfied with the dentistry they have received	2	2	N/A	90.7%	91.5%	91.4%
% of Patients satisfied with the time they had to wait for an appointment	2	2	N/A	86.7%	88.2%	87.7%

* This is based on patients treated on this contract for their most recent course of treatment. Figures in italics indicate the base number of FP17s or Patient Questionnaire responses are less than 100. N/A is shown where the base number of responses is less than 10 during the period. % is calculated as Quantity/Base number*100

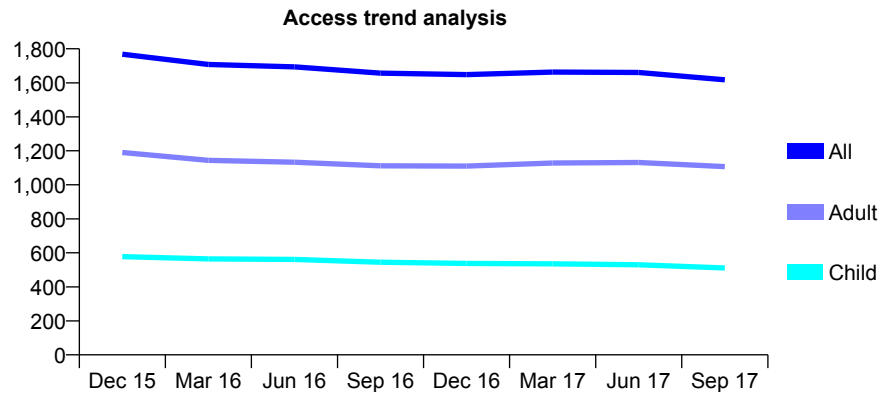
Q55 - Vital Signs At a Glance Contract Report for 197572/0001 - September 2017

Name or company name	The Buxton Dental Practice
Contract type name	GDS Contract
Purpose of contract	General and Orthodontic
Contract start date	08/11/2012
Contract end date	

17/18 Contracted general activity (UDA)	4,594
Carry forward general activity (UDA)	0
17/18 Contracted orthodontic activity (UOA)	167
Carry forward orthodontic activity (UOA)	0
Baseline contract value	£126,392.13

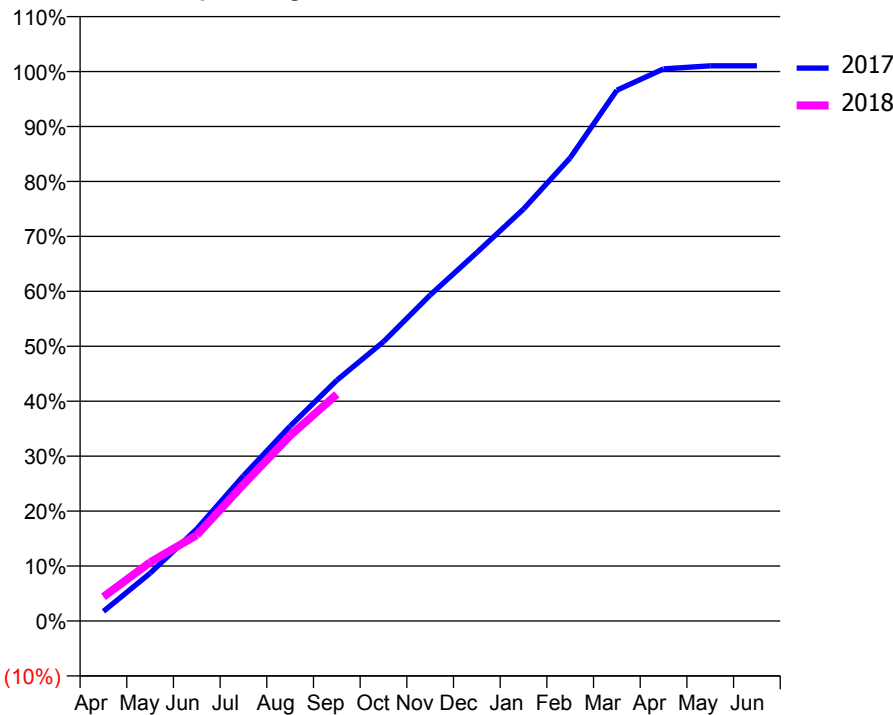
ACCESS*

Patients seen in 24 months	Total	Change since previous quarter
Quarter ending September 2016	1,657	
Quarter ending December 2016	1,648	→
Quarter ending March 2017	1,663	→
Quarter ending June 2017	1,661	→
Quarter ending September 2017	1,618	↓
Variance since September 2016	(2.4%)	↓



ACTIVITY

Cumulative percentage of contracted UDA delivered 2017 & 2018



Month	Adjusted Scheduled Activity (UDA)	
	2017	2018
April	81	202
May	399	491
June	770	719
July	1,215	1,142
August	1,629	1,550
September	2,012	1,895
October	2,335	
November	2,725	
December	3,081	
January	3,445	
February	3,873	
March	4,437	
April	4,615	
May	4,641	
June	4,641	

QUALITY

	Quantity	Base Number	Contract	AT	Region	England
% of FP17s for the same patient ID Re-attending within 3 months - Children	40	455	8.8%	10.4%	11.6%	11.9%
% of FP17s for the same patient ID Re-attending within 3 months - Adults	112	778	14.4%	14.2%	15.2%	15.9%
% of FP17s for the same patient ID Re-attending between 3 & 9 months - Children	314	455	69.0%	61.8%	59.1%	58.1%
% of FP17s for the same patient ID Re-attending between 3 & 9 months - Adults	477	778	61.3%	55.7%	51.7%	50.6%
% of FP17s for Band 1 Urgent Courses	82	1,130	7.3%	7.3%	8.0%	9.1%
% of FP17s Relating to Free Repair or Replacements	4	1,130	0.4%	0.8%	0.8%	0.8%
% of FP17s Relating to Continuations	7	1,130	0.6%	1.3%	1.0%	1.1%
% of Patients satisfied with the dentistry they have received	1	1	N/A	90.7%	91.5%	91.4%
% of Patients satisfied with the time they had to wait for an appointment	1	1	N/A	86.7%	88.2%	87.7%

* This is based on patients treated on this contract for their most recent course of treatment. Figures in italics indicate the base number of FP17s or Patient Questionnaire responses are less than 100. N/A is shown where the base number of responses is less than 10 during the period. % is calculated as Quantity/Base number*100

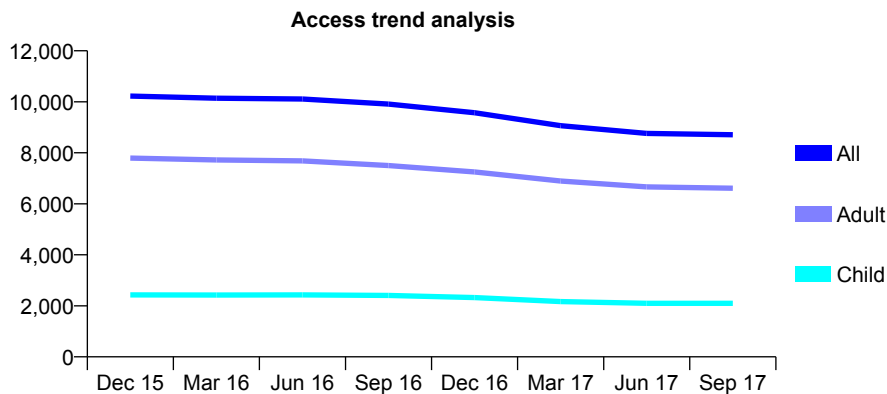
Q55 - Vital Signs At a Glance Contract Report for 198145/0001 - September 2017

Name or company name	The Manor Surgery Limited
Contract type name	GDS Contract
Purpose of contract	General
Contract start date	01/10/2007
Contract end date	

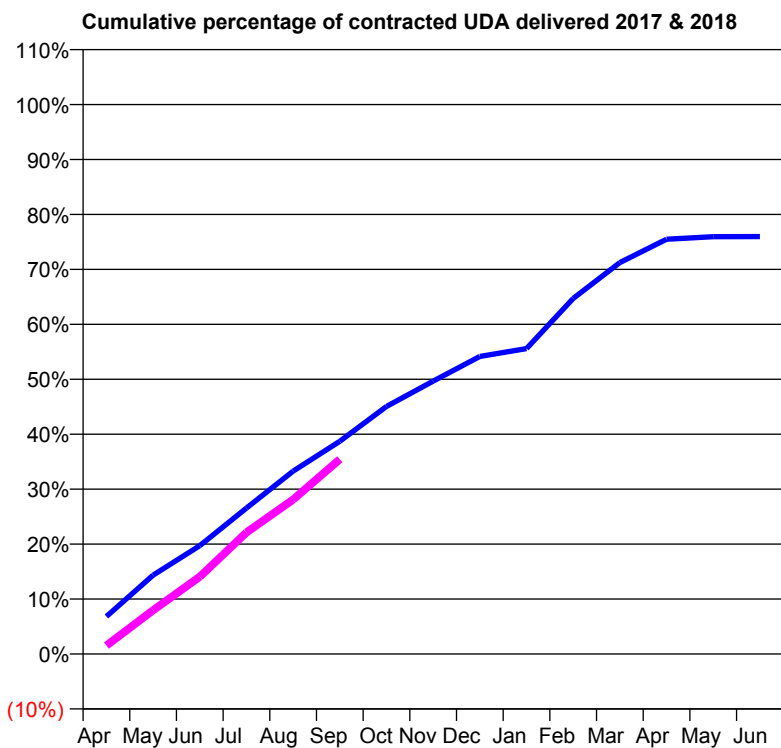
17/18 Contracted general activity (UDA)	35,010
Carry forward general activity (UDA)	0
17/18 Contracted orthodontic activity (UOA)	0
Carry forward orthodontic activity (UOA)	0
Baseline contract value	£877,291.75

ACCESS*

Patients seen in 24 months	Total	Change since previous quarter
Quarter ending September 2016	9,909	
Quarter ending December 2016	9,573	↓
Quarter ending March 2017	9,064	↓
Quarter ending June 2017	8,763	↓
Quarter ending September 2017	8,710	→
Variance since September 2016	(12.1%)	↓



ACTIVITY



Month	Adjusted Scheduled Activity (UDA)	
	2017	2018
April	2,389	543
May	5,024	2,794
June	6,906	4,922
July	9,301	7,744
August	11,653	9,847
September	13,554	12,407
October	15,770	
November	17,388	
December	18,961	
January	19,460	
February	22,658	
March	24,942	
April	26,422	
May	26,588	
June	26,597	

QUALITY

	Quantity	Base Number	Contract	AT	Region	England
% of FP17s for the same patient ID Re-attending within 3 months - Children	118	1,416	8.3%	10.4%	11.6%	11.9%
% of FP17s for the same patient ID Re-attending within 3 months - Adults	855	4,768	17.9%	14.2%	15.2%	15.9%
% of FP17s for the same patient ID Re-attending between 3 & 9 months - Children	677	1,416	47.8%	61.8%	59.1%	58.1%
% of FP17s for the same patient ID Re-attending between 3 & 9 months - Adults	2,511	4,768	52.7%	55.7%	51.7%	50.6%
% of FP17s for Band 1 Urgent Courses	489	5,532	8.8%	7.3%	8.0%	9.1%
% of FP17s Relating to Free Repair or Replacements	60	5,532	1.1%	0.8%	0.8%	0.8%
% of FP17s Relating to Continuations	123	5,532	2.2%	1.3%	1.0%	1.1%
% of Patients satisfied with the dentistry they have received	12	13	92.3%	90.7%	91.5%	91.4%
% of Patients satisfied with the time they had to wait for an appointment	11	13	84.6%	86.7%	88.2%	87.7%

* This is based on patients treated on this contract for their most recent course of treatment. Figures in italics indicate the base number of FP17s or Patient Questionnaire responses are less than 100. N/A is shown where the base number of responses is less than 10 during the period. % is calculated as Quantity/Base number*100

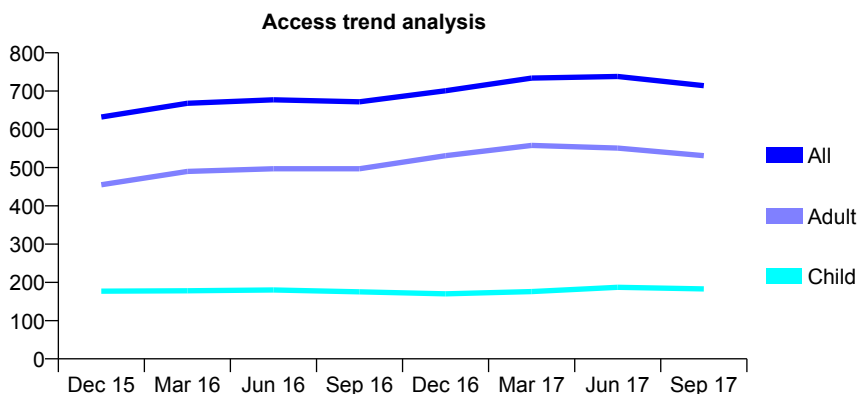
Q55 - Vital Signs At a Glance Contract Report for 219029/0003 - September 2017

Name or company name	MR A MARSHALL
Contract type name	GDS Contract
Purpose of contract	General
Contract start date	02/03/2009
Contract end date	

17/18 Contracted general activity (UDA)	1,698
Carry forward general activity (UDA)	0
17/18 Contracted orthodontic activity (UOA)	0
Carry forward orthodontic activity (UOA)	0
Baseline contract value	£43,814.46

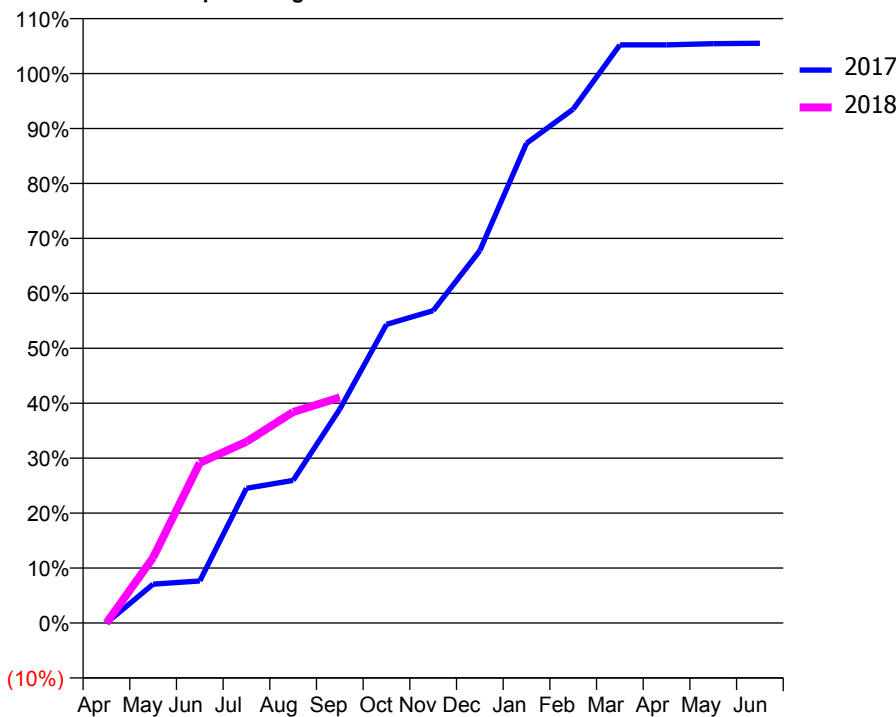
ACCESS*

Patients seen in 24 months	Total	Change since previous quarter
Quarter ending September 2016	672	
Quarter ending December 2016	701	↑
Quarter ending March 2017	734	↑
Quarter ending June 2017	738	→
Quarter ending September 2017	714	↓
Variance since September 2016	6.3%	↑



ACTIVITY

Cumulative percentage of contracted UDA delivered 2017 & 2018



Month	Adjusted Scheduled Activity (UDA)	
	2017	2018
April	0	0
May	96	202
June	104	495
July	333	560
August	352	652
September	529	697
October	738	
November	772	
December	920	
January	1,186	
February	1,270	
March	1,429	
April	1,429	
May	1,432	
June	1,433	

QUALITY

	Quantity	Base Number	Contract	AT	Region	England
% of FP17s for the same patient ID Re-attending within 3 months - Children	3	109	2.8%	10.4%	11.6%	11.9%
% of FP17s for the same patient ID Re-attending within 3 months - Adults	9	208	4.3%	14.2%	15.2%	15.9%
% of FP17s for the same patient ID Re-attending between 3 & 9 months - Children	52	109	47.7%	61.8%	59.1%	58.1%
% of FP17s for the same patient ID Re-attending between 3 & 9 months - Adults	95	208	45.7%	55.7%	51.7%	50.6%
% of FP17s for Band 1 Urgent Courses	0	312	0.0%	7.3%	8.0%	9.1%
% of FP17s Relating to Free Repair or Replacements	0	312	0.0%	0.8%	0.8%	0.8%
% of FP17s Relating to Continuations	0	312	0.0%	1.3%	1.0%	1.1%
% of Patients satisfied with the dentistry they have received	2	2	N/A	90.7%	91.5%	91.4%
% of Patients satisfied with the time they had to wait for an appointment	1	2	N/A	86.7%	88.2%	87.7%

* This is based on patients treated on this contract for their most recent course of treatment. Figures in italics indicate the base number of FP17s or Patient Questionnaire responses are less than 100. N/A is shown where the base number of responses is less than 10 during the period. % is calculated as Quantity/Base number*100

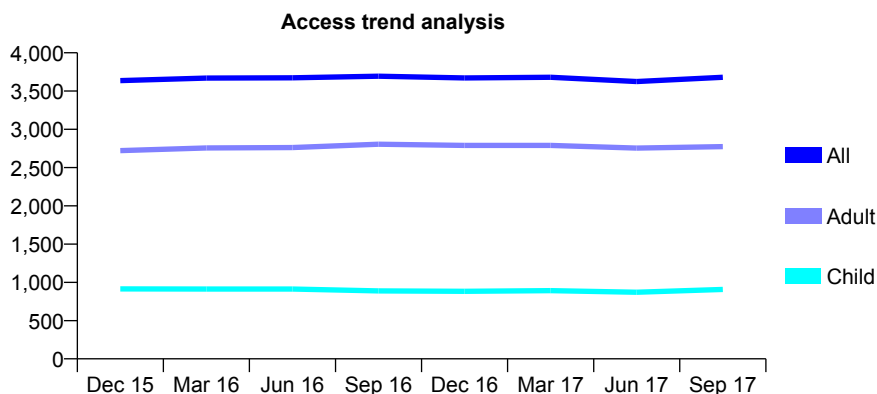
Q55 - Vital Signs At a Glance Contract Report for 219592/0001 - September 2017

Name or company name	MR M AFZAL
Contract type name	GDS Contract
Purpose of contract	General
Contract start date	01/04/2006
Contract end date	

17/18 Contracted general activity (UDA)	11,677
Carry forward general activity (UDA)	0
17/18 Contracted orthodontic activity (UOA)	0
Carry forward orthodontic activity (UOA)	0
Baseline contract value	£252,416.35

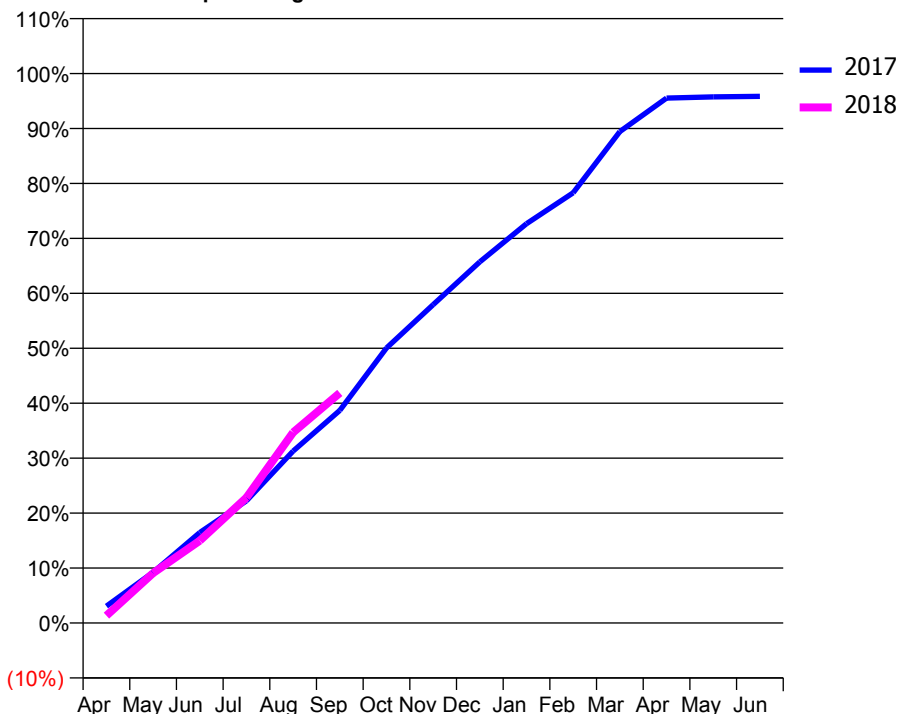
ACCESS*

Patients seen in 24 months	Total	Change since previous quarter
Quarter ending September 2016	3,694	
Quarter ending December 2016	3,672	→
Quarter ending March 2017	3,681	→
Quarter ending June 2017	3,625	↓
Quarter ending September 2017	3,680	→
Variance since September 2016	(0.4%)	→



ACTIVITY

Cumulative percentage of contracted UDA delivered 2017 & 2018



Adjusted Scheduled Activity (UDA)

Month	2017	2018
April	358	158
May	1,077	1,060
June	1,924	1,751
July	2,598	2,666
August	3,653	4,052
September	4,517	4,891
October	5,845	
November	6,765	
December	7,676	
January	8,485	
February	9,142	
March	10,445	
April	11,155	
May	11,179	
June	11,191	

QUALITY

	Quantity	Base Number	Contract	AT	Region	England
% of FP17s for the same patient ID Re-attending within 3 months - Children	42	537	7.8%	10.4%	11.6%	11.9%
% of FP17s for the same patient ID Re-attending within 3 months - Adults	213	1,533	13.9%	14.2%	15.2%	15.9%
% of FP17s for the same patient ID Re-attending between 3 & 9 months - Children	190	537	35.4%	61.8%	59.1%	58.1%
% of FP17s for the same patient ID Re-attending between 3 & 9 months - Adults	621	1,533	40.5%	55.7%	51.7%	50.6%
% of FP17s for Band 1 Urgent Courses	69	1,864	3.7%	7.3%	8.0%	9.1%
% of FP17s Relating to Free Repair or Replacements	13	1,864	0.7%	0.8%	0.8%	0.8%
% of FP17s Relating to Continuations	70	1,864	3.8%	1.3%	1.0%	1.1%
% of Patients satisfied with the dentistry they have received	4	6	N/A	90.7%	91.5%	91.4%
% of Patients satisfied with the time they had to wait for an appointment	5	6	N/A	86.7%	88.2%	87.7%

* This is based on patients treated on this contract for their most recent course of treatment. Figures in italics indicate the base number of FP17s or Patient Questionnaire responses are less than 100. N/A is shown where the base number of responses is less than 10 during the period. % is calculated as Quantity/Base number*100

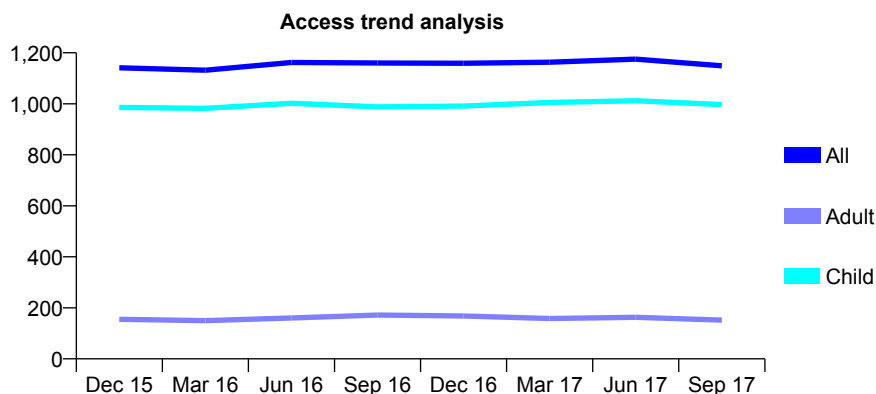
Q55 - Vital Signs At a Glance Contract Report for 222712/0001 - September 2017

Name or company name	MR CM KIRKPATRICK
Contract type name	GDS Contract
Purpose of contract	General
Contract start date	01/04/2006
Contract end date	

17/18 Contracted general activity (UDA)	3,289
Carry forward general activity (UDA)	0
17/18 Contracted orthodontic activity (UOA)	0
Carry forward orthodontic activity (UOA)	0
Baseline contract value	£82,972.31

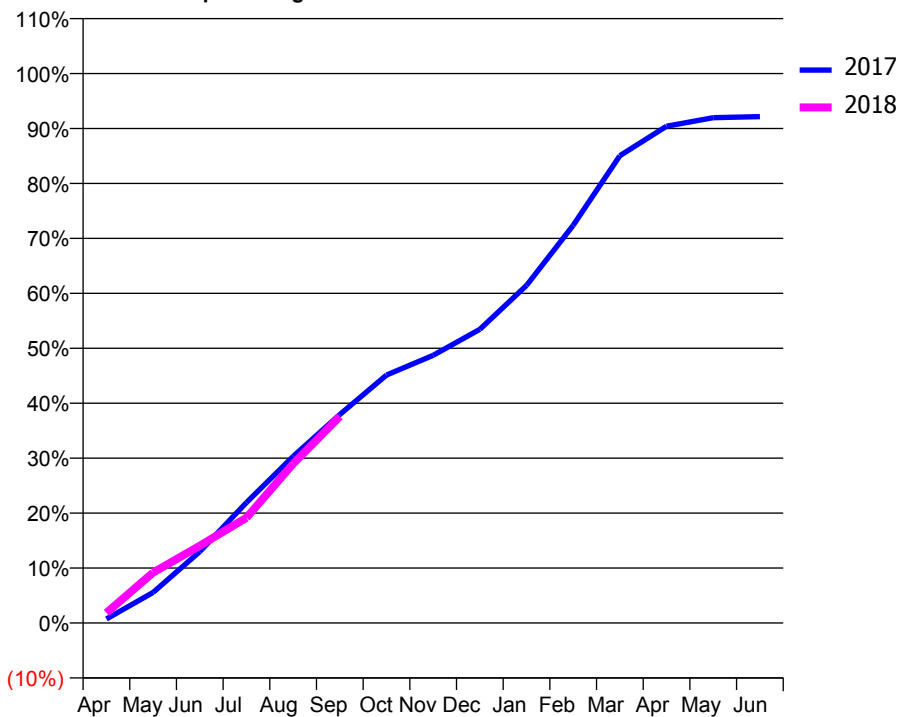
ACCESS*

Patients seen in 24 months	Total	Change since previous quarter
Quarter ending September 2016	1,160	
Quarter ending December 2016	1,159	→
Quarter ending March 2017	1,163	→
Quarter ending June 2017	1,175	→
Quarter ending September 2017	1,149	↓
Variance since September 2016	(0.9%)	→



ACTIVITY

Cumulative percentage of contracted UDA delivered 2017 & 2018



Month	Adjusted Scheduled Activity (UDA)	
	2017	2018
April	24	61
May	183	302
June	427	463
July	721	630
August	998	953
September	1,248	1,237
October	1,484	
November	1,602	
December	1,758	
January	2,021	
February	2,380	
March	2,797	
April	2,974	
May	3,025	
June	3,031	

QUALITY

	Quantity	Base Number	Contract	AT	Region	England
% of FP17s for the same patient ID Re-attending within 3 months - Children	84	891	9.4%	10.4%	11.6%	11.9%
% of FP17s for the same patient ID Re-attending within 3 months - Adults	1	35	2.9%	14.2%	15.2%	15.9%
% of FP17s for the same patient ID Re-attending between 3 & 9 months - Children	622	891	69.8%	61.8%	59.1%	58.1%
% of FP17s for the same patient ID Re-attending between 3 & 9 months - Adults	27	35	77.1%	55.7%	51.7%	50.6%
% of FP17s for Band 1 Urgent Courses	25	808	3.1%	7.3%	8.0%	9.1%
% of FP17s Relating to Free Repair or Replacements	1	808	0.1%	0.8%	0.8%	0.8%
% of FP17s Relating to Continuations	18	808	2.2%	1.3%	1.0%	1.1%
% of Patients satisfied with the dentistry they have received	1	1	N/A	90.7%	91.5%	91.4%
% of Patients satisfied with the time they had to wait for an appointment	0	1	N/A	86.7%	88.2%	87.7%

* This is based on patients treated on this contract for their most recent course of treatment. Figures in italics indicate the base number of FP17s or Patient Questionnaire responses are less than 100. N/A is shown where the base number of responses is less than 10 during the period. % is calculated as Quantity/Base number*100

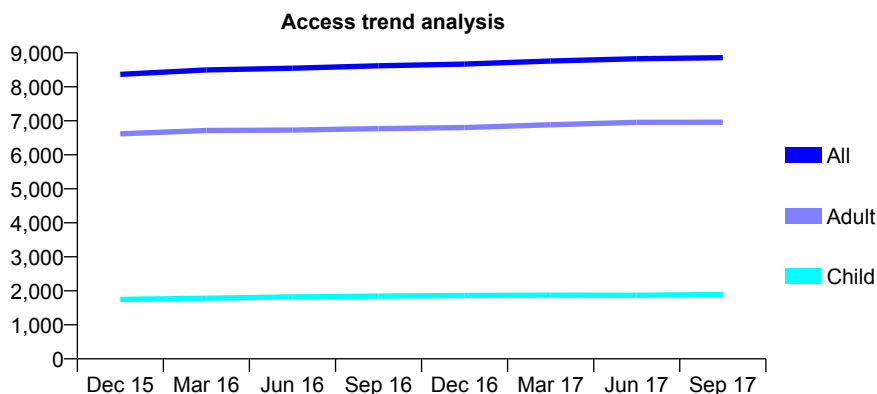
Q55 - Vital Signs At a Glance Contract Report for 231436/0002 - September 2017

Name or company name	MR JP GALE
Contract type name	GDS Contract
Purpose of contract	General
Contract start date	01/04/2006
Contract end date	

17/18 Contracted general activity (UDA)	21,829
Carry forward general activity (UDA)	0
17/18 Contracted orthodontic activity (UOA)	0
Carry forward orthodontic activity (UOA)	0
Baseline contract value	£510,510.34

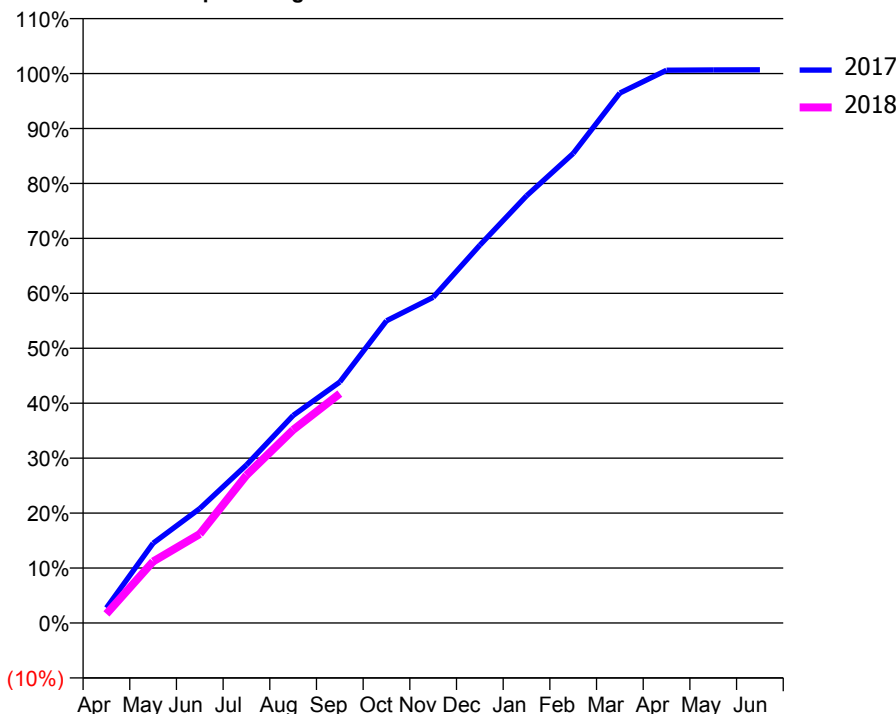
ACCESS*

Patients seen in 24 months	Total	Change since previous quarter
Quarter ending September 2016	8,616	
Quarter ending December 2016	8,668	→
Quarter ending March 2017	8,757	→
Quarter ending June 2017	8,824	→
Quarter ending September 2017	8,856	→
Variance since September 2016	2.8%	↑



ACTIVITY

Cumulative percentage of contracted UDA delivered 2017 & 2018



Month	Adjusted Scheduled Activity (UDA)	
	2017	2018
April	613	365
May	3,238	2,443
June	4,643	3,534
July	6,410	5,873
August	8,417	7,672
September	9,776	9,115
October	12,256	
November	13,211	
December	15,324	
January	17,324	
February	19,049	
March	21,498	
April	22,420	
May	22,430	
June	22,435	

QUALITY

	Quantity	Base Number	Contract	AT	Region	England
% of FP17s for the same patient ID Re-attending within 3 months - Children	70	1,457	4.8%	10.4%	11.6%	11.9%
% of FP17s for the same patient ID Re-attending within 3 months - Adults	479	4,557	10.5%	14.2%	15.2%	15.9%
% of FP17s for the same patient ID Re-attending between 3 & 9 months - Children	1,025	1,457	70.4%	61.8%	59.1%	58.1%
% of FP17s for the same patient ID Re-attending between 3 & 9 months - Adults	2,799	4,557	61.4%	55.7%	51.7%	50.6%
% of FP17s for Band 1 Urgent Courses	235	5,483	4.3%	7.3%	8.0%	9.1%
% of FP17s Relating to Free Repair or Replacements	78	5,483	1.4%	0.8%	0.8%	0.8%
% of FP17s Relating to Continuations	49	5,483	0.9%	1.3%	1.0%	1.1%
% of Patients satisfied with the dentistry they have received	21	22	95.5%	90.7%	91.5%	91.4%
% of Patients satisfied with the time they had to wait for an appointment	20	22	90.9%	86.7%	88.2%	87.7%

* This is based on patients treated on this contract for their most recent course of treatment. Figures in italics indicate the base number of FP17s or Patient Questionnaire responses are less than 100. N/A is shown where the base number of responses is less than 10 during the period. % is calculated as Quantity/Base number*100

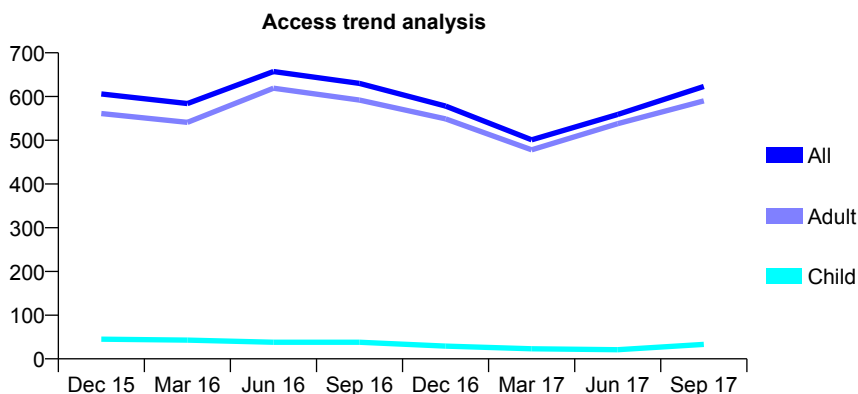
Q55 - Vital Signs At a Glance Contract Report for 231436/0003 - September 2017

Name or company name	MR JP GALE
Contract type name	GDS Contract
Purpose of contract	General
Contract start date	01/07/2008
Contract end date	

17/18 Contracted general activity (UDA)	2,150
Carry forward general activity (UDA)	0
17/18 Contracted orthodontic activity (UOA)	0
Carry forward orthodontic activity (UOA)	0
Baseline contract value	£81,796.36

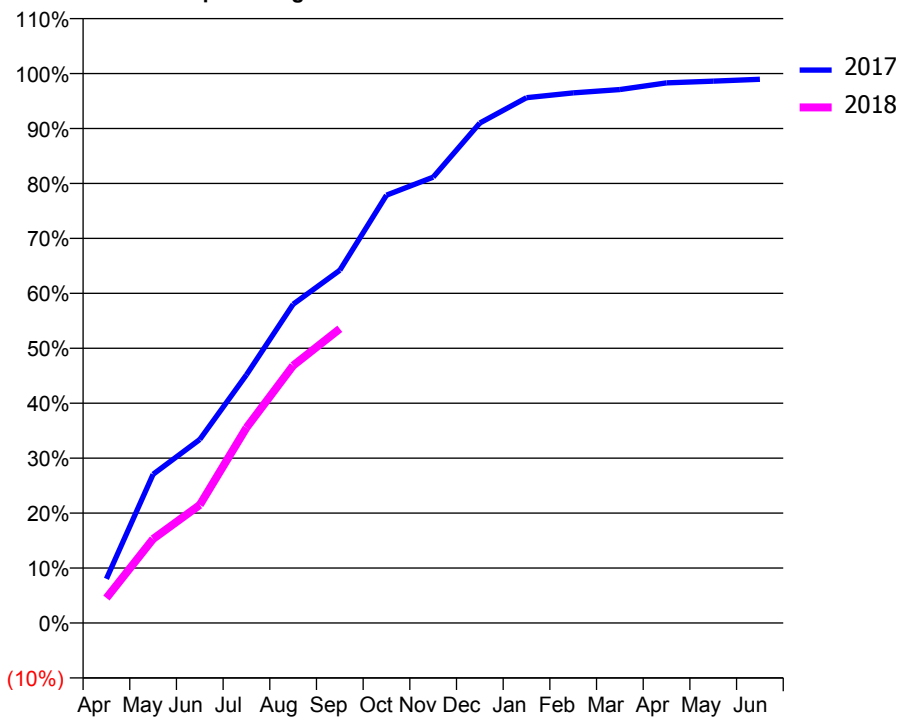
ACCESS*

Patients seen in 24 months	Total	Change since previous quarter
Quarter ending September 2016	630	
Quarter ending December 2016	578	↓
Quarter ending March 2017	501	↓
Quarter ending June 2017	559	↑
Quarter ending September 2017	623	↑
Variance since September 2016	(1.1%)	↓



ACTIVITY

Cumulative percentage of contracted UDA delivered 2017 & 2018



Adjusted Scheduled Activity (UDA)

Month	2017	2018
April	173	98
May	582	329
June	718	462
July	971	764
August	1,247	1,007
September	1,380	1,151
October	1,674	
November	1,744	
December	1,956	
January	2,055	
February	2,074	
March	2,087	
April	2,113	
May	2,120	
June	2,127	

QUALITY

	Quantity	Base Number	Contract	AT	Region	England
% of FP17s for the same patient ID Re-attending within 3 months - Children	0	23	0.0%	10.4%	11.6%	11.9%
% of FP17s for the same patient ID Re-attending within 3 months - Adults	6	339	1.8%	14.2%	15.2%	15.9%
% of FP17s for the same patient ID Re-attending between 3 & 9 months - Children	0	23	0.0%	61.8%	59.1%	58.1%
% of FP17s for the same patient ID Re-attending between 3 & 9 months - Adults	2	339	0.6%	55.7%	51.7%	50.6%
% of FP17s for Band 1 Urgent Courses	1	342	0.3%	7.3%	8.0%	9.1%
% of FP17s Relating to Free Repair or Replacements	0	342	0.0%	0.8%	0.8%	0.8%
% of FP17s Relating to Continuations	6	342	1.8%	1.3%	1.0%	1.1%
% of Patients satisfied with the dentistry they have received	2	2	N/A	90.7%	91.5%	91.4%
% of Patients satisfied with the time they had to wait for an appointment	2	2	N/A	86.7%	88.2%	87.7%

* This is based on patients treated on this contract for their most recent course of treatment. Figures in italics indicate the base number of FP17s or Patient Questionnaire responses are less than 100. N/A is shown where the base number of responses is less than 10 during the period. % is calculated as Quantity/Base number*100

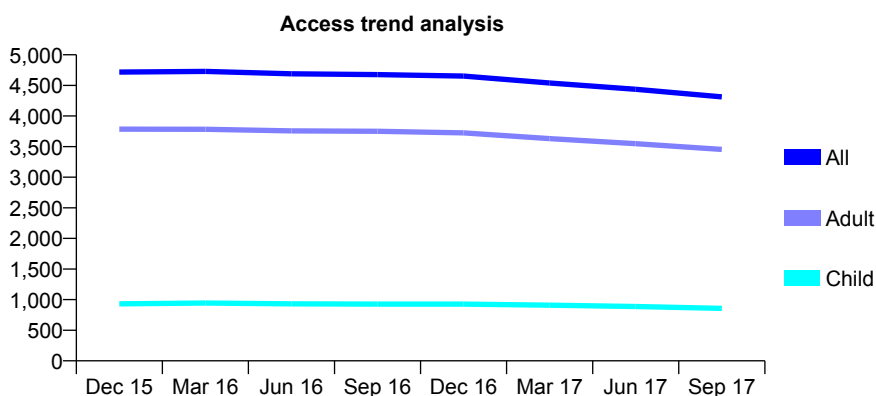
Q55 - Vital Signs At a Glance Contract Report for 244007/0001 - September 2017

Name or company name	MR DK JAIRATH
Contract type name	GDS Contract
Purpose of contract	General
Contract start date	01/04/2006
Contract end date	

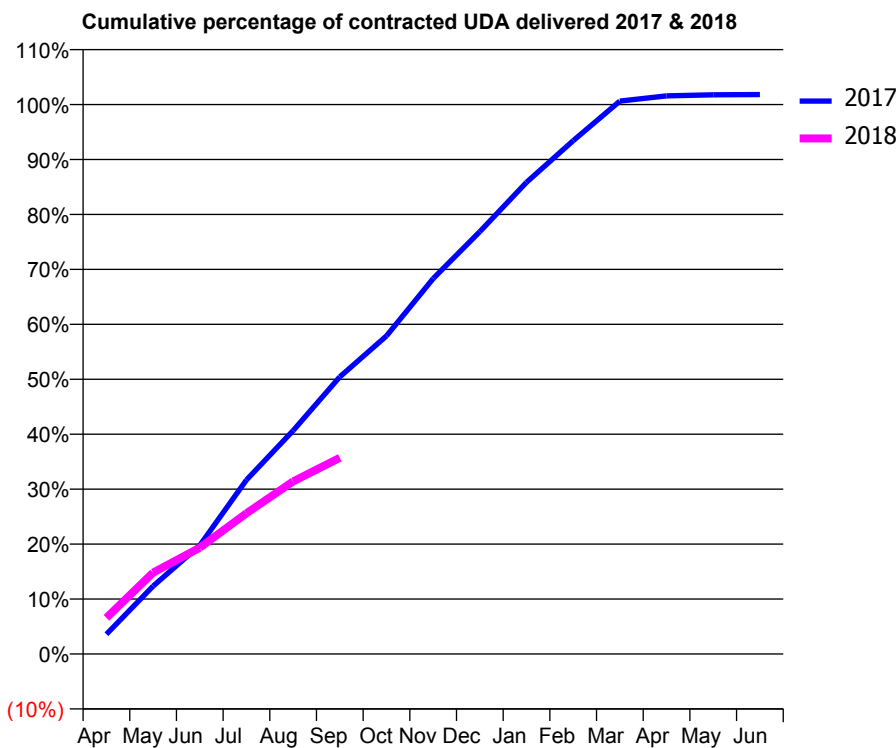
17/18 Contracted general activity (UDA)	12,965
Carry forward general activity (UDA)	0
17/18 Contracted orthodontic activity (UOA)	0
Carry forward orthodontic activity (UOA)	0
Baseline contract value	£279,644.28

ACCESS*

Patients seen in 24 months	Total	Change since previous quarter
Quarter ending September 2016	4,677	
Quarter ending December 2016	4,653	→
Quarter ending March 2017	4,540	↓
Quarter ending June 2017	4,437	↓
Quarter ending September 2017	4,312	↓
Variance since September 2016	(7.8%)	↓



ACTIVITY



Month	Adjusted Scheduled Activity (UDA)	
	2017	2018
April	466	854
May	1,602	1,920
June	2,562	2,508
July	4,106	3,321
August	5,272	4,073
September	6,539	4,630
October	7,505	
November	8,857	
December	9,967	
January	11,131	
February	12,111	
March	13,046	
April	13,168	
May	13,192	
June	13,199	

QUALITY

	Quantity	Base Number	Contract	AT	Region	England
% of FP17s for the same patient ID Re-attending within 3 months - Children	81	820	9.9%	10.4%	11.6%	11.9%
% of FP17s for the same patient ID Re-attending within 3 months - Adults	184	1,632	11.3%	14.2%	15.2%	15.9%
% of FP17s for the same patient ID Re-attending between 3 & 9 months - Children	598	820	72.9%	61.8%	59.1%	58.1%
% of FP17s for the same patient ID Re-attending between 3 & 9 months - Adults	1,043	1,632	63.9%	55.7%	51.7%	50.6%
% of FP17s for Band 1 Urgent Courses	106	2,358	4.5%	7.3%	8.0%	9.1%
% of FP17s Relating to Free Repair or Replacements	35	2,358	1.5%	0.8%	0.8%	0.8%
% of FP17s Relating to Continuations	4	2,358	0.2%	1.3%	1.0%	1.1%
% of Patients satisfied with the dentistry they have received	9	10	90.0%	90.7%	91.5%	91.4%
% of Patients satisfied with the time they had to wait for an appointment	9	10	90.0%	86.7%	88.2%	87.7%

* This is based on patients treated on this contract for their most recent course of treatment. Figures in italics indicate the base number of FP17s or Patient Questionnaire responses are less than 100. N/A is shown where the base number of responses is less than 10 during the period. % is calculated as Quantity/Base number*100

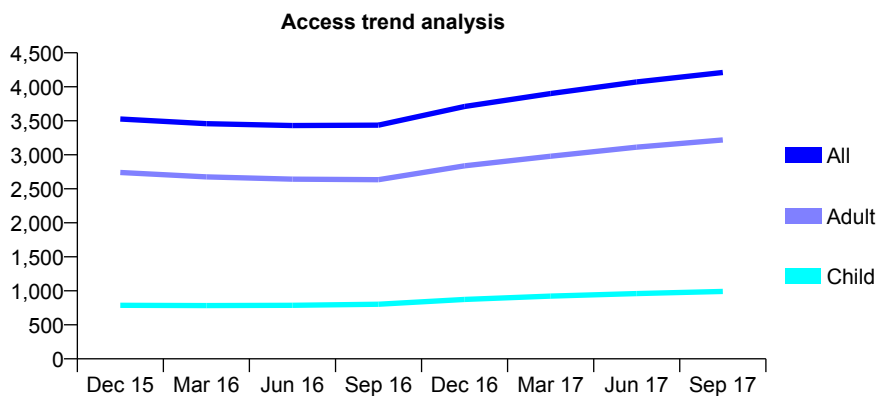
Q55 - Vital Signs At a Glance Contract Report for 245410/0001 - September 2017

Name or company name	MR AK CHAND
Contract type name	GDS Contract
Purpose of contract	General
Contract start date	01/04/2006
Contract end date	

17/18 Contracted general activity (UDA)	10,120
Carry forward general activity (UDA)	0
17/18 Contracted orthodontic activity (UOA)	0
Carry forward orthodontic activity (UOA)	0
Baseline contract value	£250,479.07

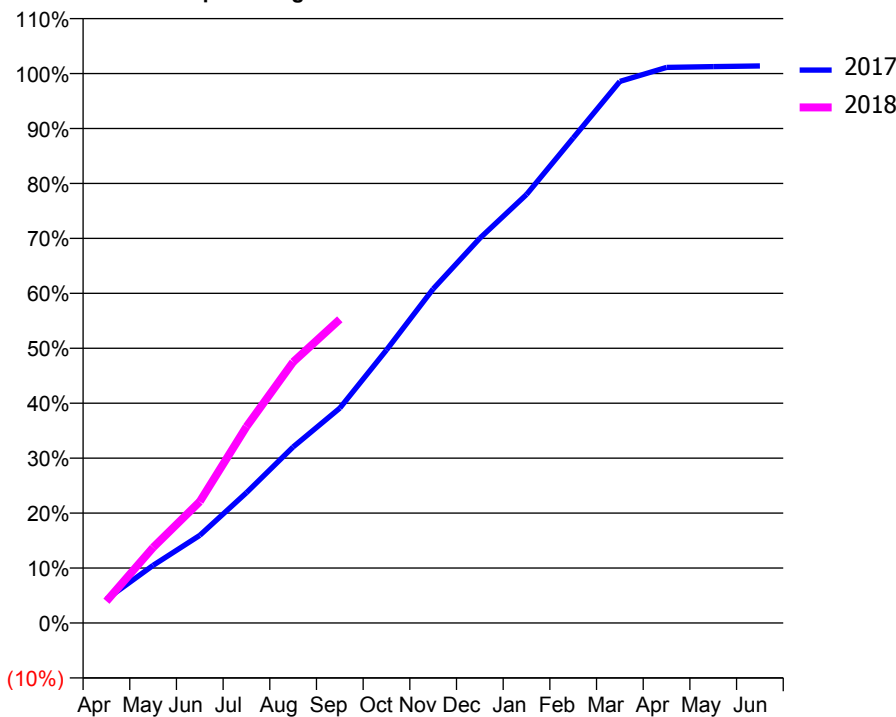
ACCESS*

Patients seen in 24 months	Total	Change since previous quarter
Quarter ending September 2016	3,436	
Quarter ending December 2016	3,711	↑
Quarter ending March 2017	3,901	↑
Quarter ending June 2017	4,072	↑
Quarter ending September 2017	4,211	↑
Variance since September 2016	22.6%	↑



ACTIVITY

Cumulative percentage of contracted UDA delivered 2017 & 2018



Month	Adjusted Scheduled Activity (UDA)	
	2017	2018
April	437	401
May	1,063	1,391
June	1,616	2,236
July	2,399	3,617
August	3,244	4,808
September	3,957	5,592
October	5,029	
November	6,154	
December	7,085	
January	7,891	
February	8,933	
March	9,975	
April	10,233	
May	10,247	
June	10,259	

QUALITY

	Quantity	Base Number	Contract	AT	Region	England
% of FP17s for the same patient ID Re-attending within 3 months - Children	41	844	4.9%	10.4%	11.6%	11.9%
% of FP17s for the same patient ID Re-attending within 3 months - Adults	261	3,058	8.5%	14.2%	15.2%	15.9%
% of FP17s for the same patient ID Re-attending between 3 & 9 months - Children	564	844	66.8%	61.8%	59.1%	58.1%
% of FP17s for the same patient ID Re-attending between 3 & 9 months - Adults	2,137	3,058	69.9%	55.7%	51.7%	50.6%
% of FP17s for Band 1 Urgent Courses	95	3,453	2.8%	7.3%	8.0%	9.1%
% of FP17s Relating to Free Repair or Replacements	39	3,453	1.1%	0.8%	0.8%	0.8%
% of FP17s Relating to Continuations	22	3,453	0.6%	1.3%	1.0%	1.1%
% of Patients satisfied with the dentistry they have received	17	19	89.5%	90.7%	91.5%	91.4%
% of Patients satisfied with the time they had to wait for an appointment	19	19	100.0%	86.7%	88.2%	87.7%

* This is based on patients treated on this contract for their most recent course of treatment. Figures in italics indicate the base number of FP17s or Patient Questionnaire responses are less than 100. N/A is shown where the base number of responses is less than 10 during the period. % is calculated as Quantity/Base number*100

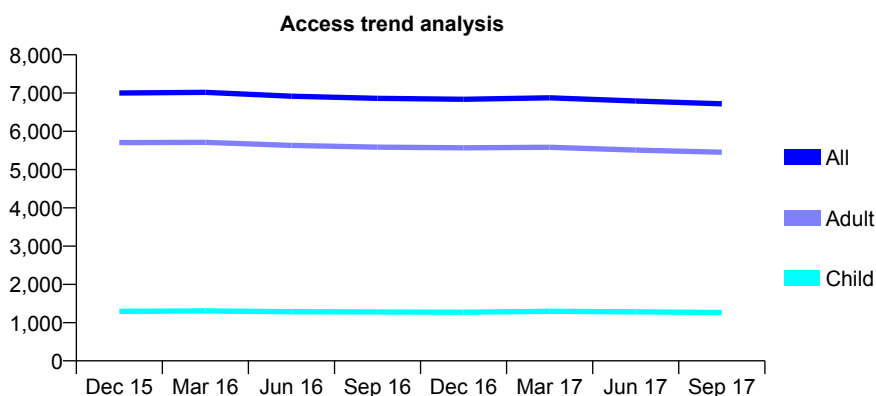
Q55 - Vital Signs At a Glance Contract Report for 256595/0001 - September 2017

Name or company name	MISS NL STEVENS
Contract type name	GDS Contract
Purpose of contract	General
Contract start date	26/11/2009
Contract end date	

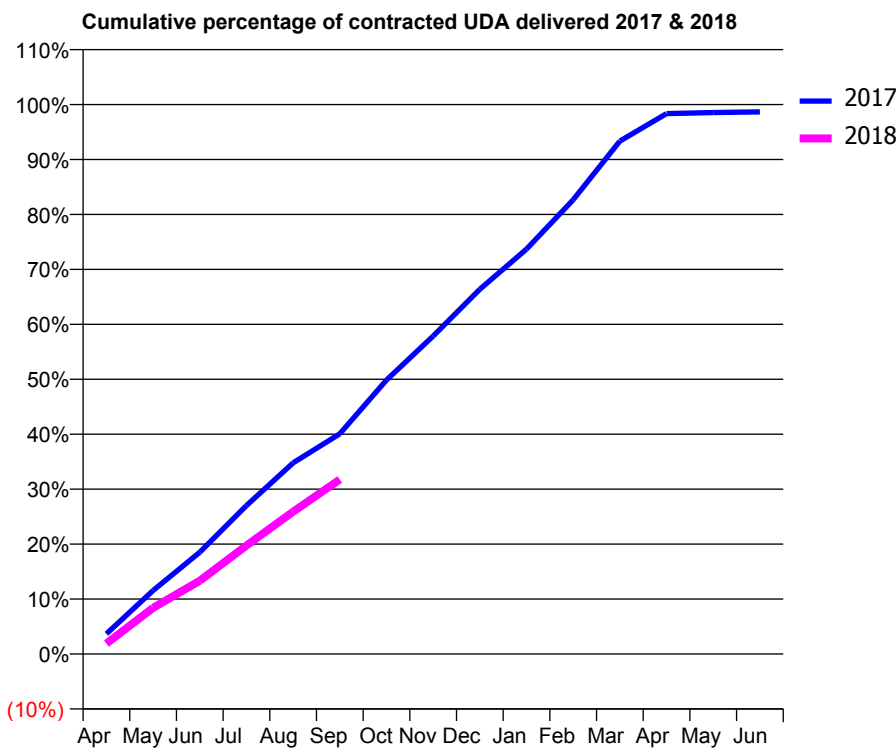
17/18 Contracted general activity (UDA)	22,639
Carry forward general activity (UDA)	0
17/18 Contracted orthodontic activity (UOA)	0
Carry forward orthodontic activity (UOA)	0
Baseline contract value	£519,699.01

ACCESS*

Patients seen in 24 months	Total	Change since previous quarter
Quarter ending September 2016	6,863	
Quarter ending December 2016	6,838	→
Quarter ending March 2017	6,876	→
Quarter ending June 2017	6,793	↓
Quarter ending September 2017	6,718	↓
Variance since September 2016	(2.1%)	↓



ACTIVITY



Month	Adjusted Scheduled Activity (UDA)	
	2017	2018
April	809	429
May	2,543	1,906
June	4,074	3,017
July	5,944	4,471
August	7,655	5,864
September	8,816	7,188
October	10,967	
November	12,732	
December	14,604	
January	16,209	
February	18,185	
March	20,534	
April	21,634	
May	21,677	
June	21,705	

QUALITY

	Quantity	Base Number	Contract	AT	Region	England
% of FP17s for the same patient ID Re-attending within 3 months - Children	71	972	7.3%	10.4%	11.6%	11.9%
% of FP17s for the same patient ID Re-attending within 3 months - Adults	388	3,440	11.3%	14.2%	15.2%	15.9%
% of FP17s for the same patient ID Re-attending between 3 & 9 months - Children	695	972	71.5%	61.8%	59.1%	58.1%
% of FP17s for the same patient ID Re-attending between 3 & 9 months - Adults	2,057	3,440	59.8%	55.7%	51.7%	50.6%
% of FP17s for Band 1 Urgent Courses	173	3,983	4.3%	7.3%	8.0%	9.1%
% of FP17s Relating to Free Repair or Replacements	19	3,983	0.5%	0.8%	0.8%	0.8%
% of FP17s Relating to Continuations	66	3,983	1.7%	1.3%	1.0%	1.1%
% of Patients satisfied with the dentistry they have received	17	20	85.0%	90.7%	91.5%	91.4%
% of Patients satisfied with the time they had to wait for an appointment	19	20	95.0%	86.7%	88.2%	87.7%

* This is based on patients treated on this contract for their most recent course of treatment. Figures in italics indicate the base number of FP17s or Patient Questionnaire responses are less than 100. N/A is shown where the base number of responses is less than 10 during the period. % is calculated as Quantity/Base number*100

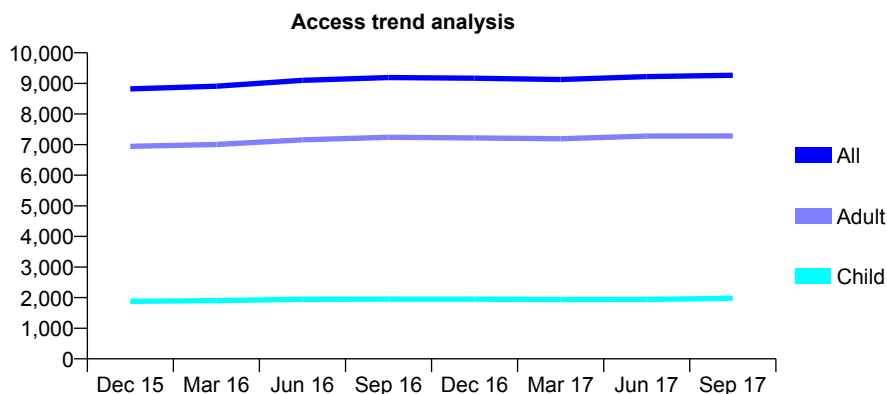
Q55 - Vital Signs At a Glance Contract Report for 269891/0001 - September 2017

Name or company name	Westdale Dental
Contract type name	GDS Contract
Purpose of contract	General and Orthodontic
Contract start date	01/04/2008
Contract end date	

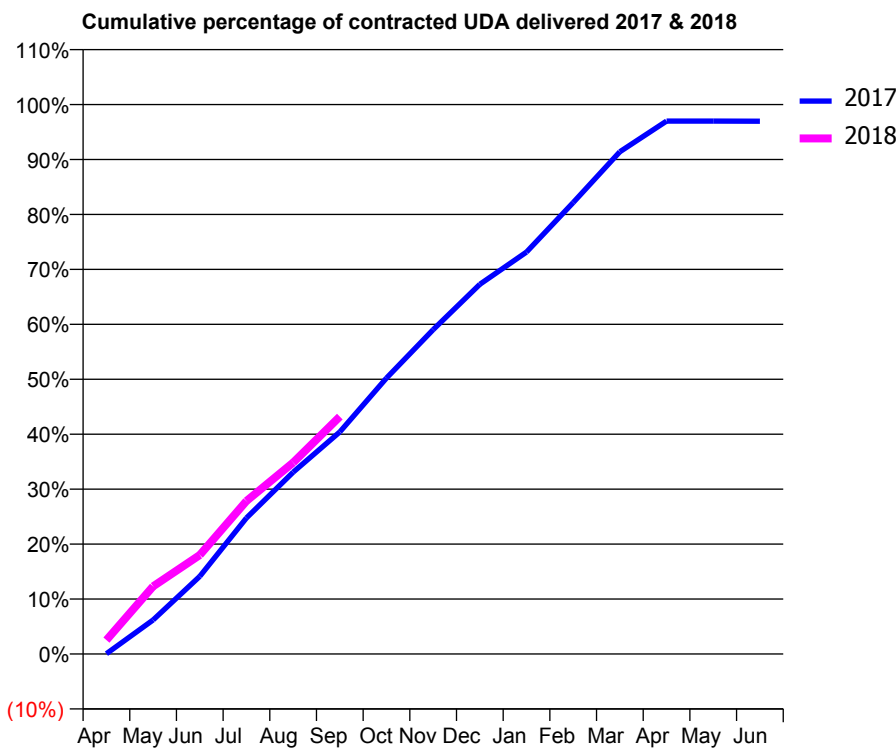
17/18 Contracted general activity (UDA)	24,872
Carry forward general activity (UDA)	0
17/18 Contracted orthodontic activity (UOA)	800
Carry forward orthodontic activity (UOA)	0
Baseline contract value	£659,034.05

ACCESS*

Patients seen in 24 months	Total	Change since previous quarter
Quarter ending September 2016	9,191	
Quarter ending December 2016	9,170	→
Quarter ending March 2017	9,126	→
Quarter ending June 2017	9,221	→
Quarter ending September 2017	9,264	→
Variance since September 2016	0.8%	→



ACTIVITY



Month	Adjusted Scheduled Activity (UDA)	
	2017	2018
April	13	631
May	1,602	3,060
June	3,643	4,481
July	6,386	6,927
August	8,530	8,664
September	10,424	10,747
October	12,949	
November	15,221	
December	17,350	
January	18,862	
February	21,185	
March	23,574	
April	25,011	
May	25,012	
June	25,007	

QUALITY

	Quantity	Base Number	Contract	AT	Region	England
% of FP17s for the same patient ID Re-attending within 3 months - Children	183	1,775	10.3%	10.4%	11.6%	11.9%
% of FP17s for the same patient ID Re-attending within 3 months - Adults	890	5,925	15.0%	14.2%	15.2%	15.9%
% of FP17s for the same patient ID Re-attending between 3 & 9 months - Children	1,190	1,775	67.0%	61.8%	59.1%	58.1%
% of FP17s for the same patient ID Re-attending between 3 & 9 months - Adults	3,646	5,925	61.5%	55.7%	51.7%	50.6%
% of FP17s for Band 1 Urgent Courses	575	6,925	8.3%	7.3%	8.0%	9.1%
% of FP17s Relating to Free Repair or Replacements	48	6,925	0.7%	0.8%	0.8%	0.8%
% of FP17s Relating to Continuations	66	6,925	1.0%	1.3%	1.0%	1.1%
% of Patients satisfied with the dentistry they have received	18	18	100.0%	90.7%	91.5%	91.4%
% of Patients satisfied with the time they had to wait for an appointment	17	18	94.4%	86.7%	88.2%	87.7%

* This is based on patients treated on this contract for their most recent course of treatment. Figures in italics indicate the base number of FP17s or Patient Questionnaire responses are less than 100. N/A is shown where the base number of responses is less than 10 during the period. % is calculated as Quantity/Base number*100

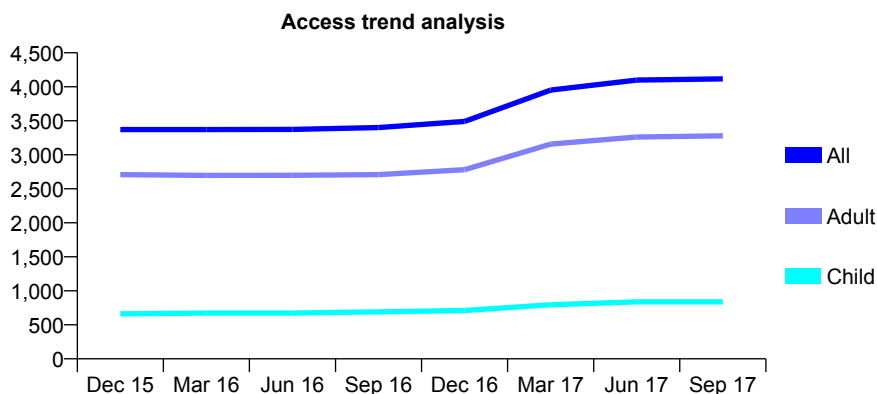
Q55 - Vital Signs At a Glance Contract Report for 279048/0001 - September 2017

Name or company name	MR R KHATIB
Contract type name	GDS Contract
Purpose of contract	General
Contract start date	01/08/2011
Contract end date	

17/18 Contracted general activity (UDA)	9,607
Carry forward general activity (UDA)	0
17/18 Contracted orthodontic activity (UOA)	0
Carry forward orthodontic activity (UOA)	0
Baseline contract value	£213,106.88

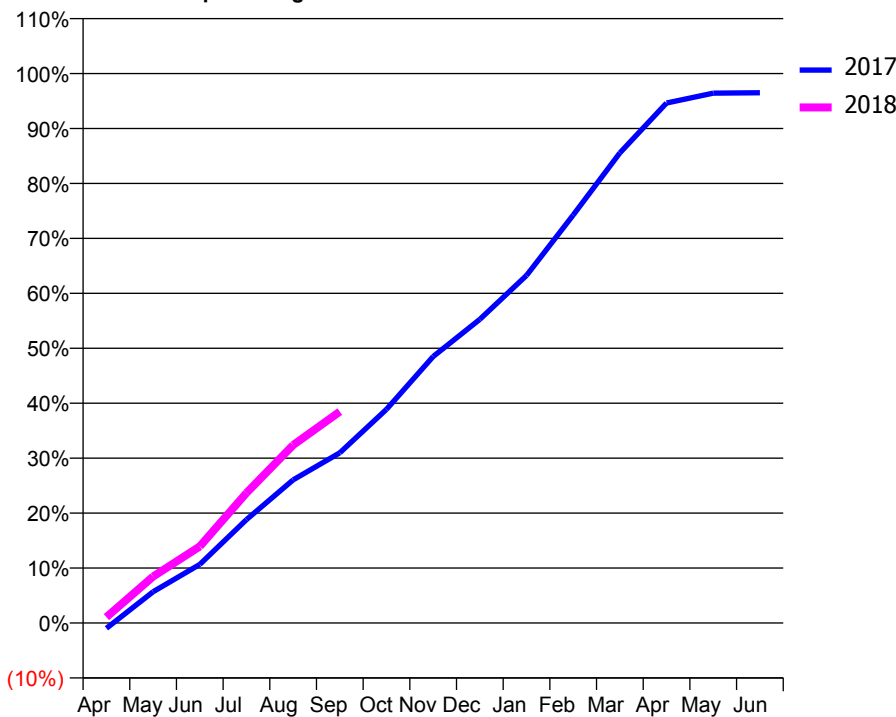
ACCESS*

Patients seen in 24 months	Total	Change since previous quarter
Quarter ending September 2016	3,401	
Quarter ending December 2016	3,491	↑
Quarter ending March 2017	3,952	↑
Quarter ending June 2017	4,099	↑
Quarter ending September 2017	4,117	→
Variance since September 2016	21.1%	↑



ACTIVITY

Cumulative percentage of contracted UDA delivered 2017 & 2018



Month	Adjusted Scheduled Activity (UDA)	
	2017	2018
April	-109	104
May	624	814
June	1,172	1,340
July	2,067	2,274
August	2,860	3,111
September	3,402	3,697
October	4,271	
November	5,327	
December	6,071	
January	6,947	
February	8,154	
March	9,396	
April	10,394	
May	10,589	
June	10,597	

QUALITY

	Quantity	Base Number	Contract	AT	Region	England
% of FP17s for the same patient ID Re-attending within 3 months - Children	61	722	8.4%	10.4%	11.6%	11.9%
% of FP17s for the same patient ID Re-attending within 3 months - Adults	376	2,693	14.0%	14.2%	15.2%	15.9%
% of FP17s for the same patient ID Re-attending between 3 & 9 months - Children	440	722	60.9%	61.8%	59.1%	58.1%
% of FP17s for the same patient ID Re-attending between 3 & 9 months - Adults	1,613	2,693	59.9%	55.7%	51.7%	50.6%
% of FP17s for Band 1 Urgent Courses	165	2,240	7.4%	7.3%	8.0%	9.1%
% of FP17s Relating to Free Repair or Replacements	61	2,240	2.7%	0.8%	0.8%	0.8%
% of FP17s Relating to Continuations	33	2,240	1.5%	1.3%	1.0%	1.1%
% of Patients satisfied with the dentistry they have received	9	9	N/A	90.7%	91.5%	91.4%
% of Patients satisfied with the time they had to wait for an appointment	8	9	N/A	86.7%	88.2%	87.7%

* This is based on patients treated on this contract for their most recent course of treatment. Figures in italics indicate the base number of FP17s or Patient Questionnaire responses are less than 100. N/A is shown where the base number of responses is less than 10 during the period. % is calculated as Quantity/Base number*100

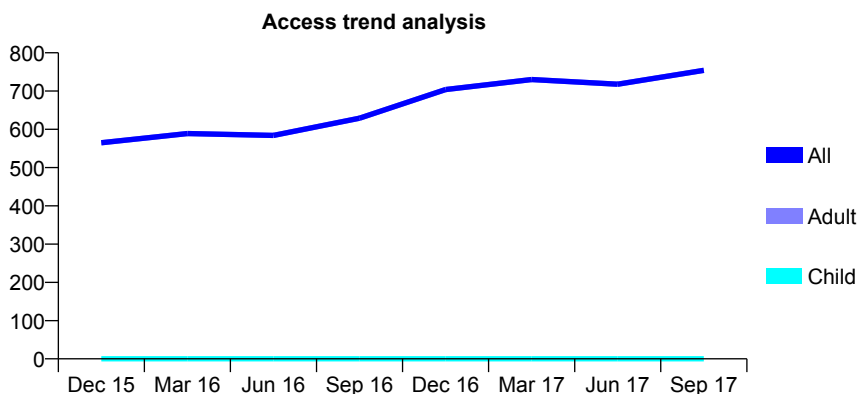
Q55 - Vital Signs At a Glance Contract Report for 279765/0001 - September 2017

Name or company name	MR MR NIEDZIELA
Contract type name	PDS Contract
Purpose of contract	General
Contract start date	01/01/2008
Contract end date	31/03/2020

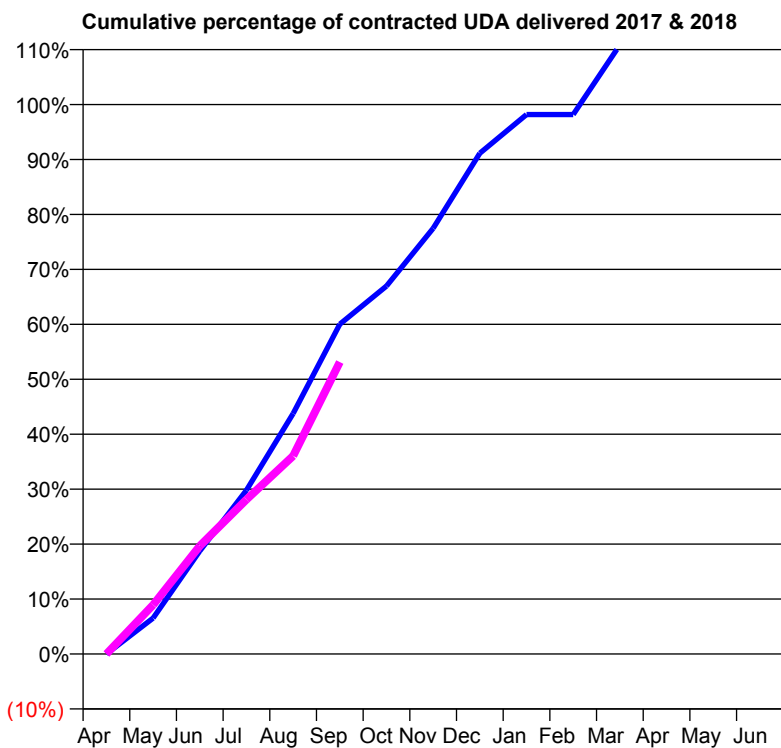
17/18 Contracted general activity (UDA)	2,000
Carry forward general activity (UDA)	0
17/18 Contracted orthodontic activity (UOA)	0
Carry forward orthodontic activity (UOA)	0
Baseline contract value	£89,003.20

ACCESS*

Patients seen in 24 months	Total	Change since previous quarter
Quarter ending September 2016	629	
Quarter ending December 2016	704	↑
Quarter ending March 2017	730	↑
Quarter ending June 2017	718	↓
Quarter ending September 2017	754	↑
Variance since September 2016	19.9%	↑



ACTIVITY



Month	Adjusted Scheduled Activity (UDA)	
	2017	2018
April	0	0
May	131	179
June	375	393
July	596	562
August	875	721
September	1,200	1,063
October	1,339	
November	1,550	
December	1,823	
January	1,964	
February	1,964	
March	2,217	
April	2,249	
May	2,250	
June	2,250	

QUALITY

	Quantity	Base Number	Contract	AT	Region	England
% of FP17s for the same patient ID Re-attending within 3 months - Children	0	0	N/A	10.4%	11.6%	11.9%
% of FP17s for the same patient ID Re-attending within 3 months - Adults	3	262	1.1%	14.2%	15.2%	15.9%
% of FP17s for the same patient ID Re-attending between 3 & 9 months - Children	0	0	N/A	61.8%	59.1%	58.1%
% of FP17s for the same patient ID Re-attending between 3 & 9 months - Adults	14	262	5.3%	55.7%	51.7%	50.6%
% of FP17s for Band 1 Urgent Courses	8	252	3.2%	7.3%	8.0%	9.1%
% of FP17s Relating to Free Repair or Replacements	0	252	0.0%	0.8%	0.8%	0.8%
% of FP17s Relating to Continuations	0	252	0.0%	1.3%	1.0%	1.1%
% of Patients satisfied with the dentistry they have received	1	1	N/A	90.7%	91.5%	91.4%
% of Patients satisfied with the time they had to wait for an appointment	1	1	N/A	86.7%	88.2%	87.7%

* This is based on patients treated on this contract for their most recent course of treatment. Figures in italics indicate the base number of FP17s or Patient Questionnaire responses are less than 100. N/A is shown where the base number of responses is less than 10 during the period. % is calculated as Quantity/Base number*100

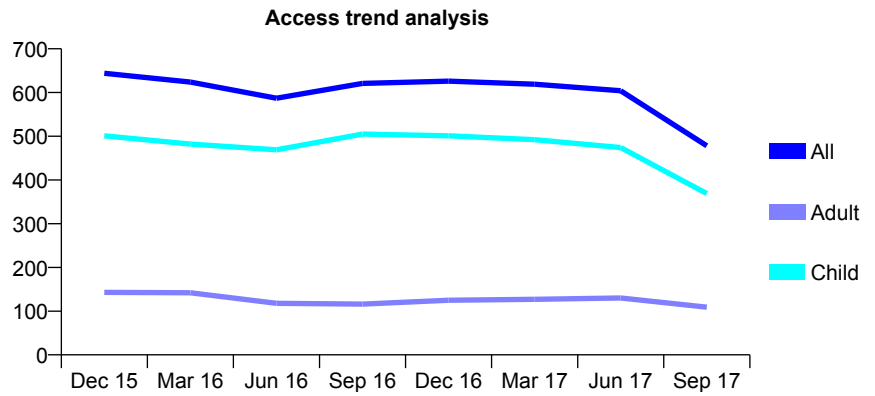
Q55 - Vital Signs At a Glance Contract Report for 319171/0001 - September 2017

Name or company name	MR PJ DOUGLAS
Contract type name	GDS Contract
Purpose of contract	General and Orthodontic
Contract start date	01/04/2006
Contract end date	30/06/2017

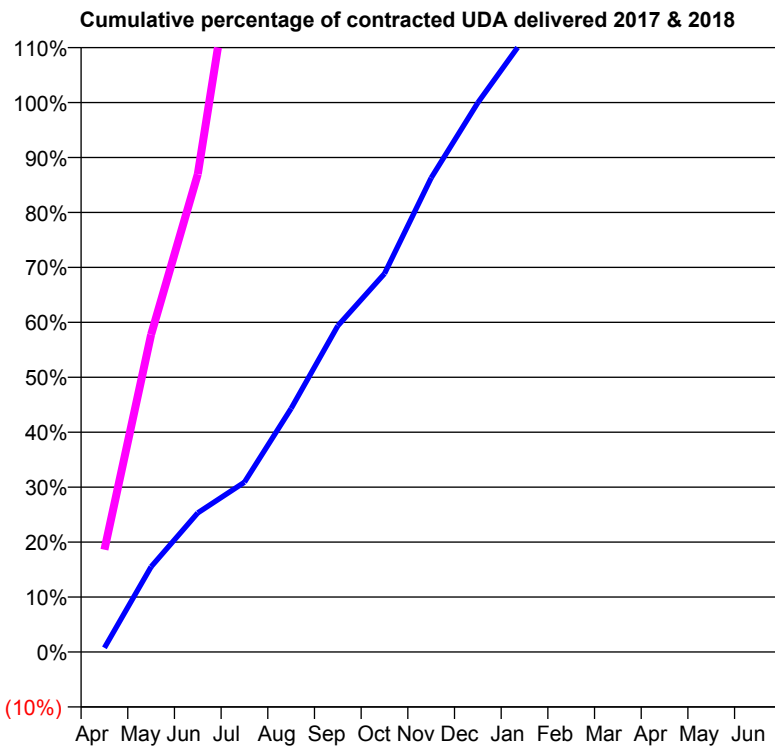
17/18 Contracted general activity (UDA)	161
Carry forward general activity (UDA)	0
17/18 Contracted orthodontic activity (UOA)	1,856
Carry forward orthodontic activity (UOA)	0
Baseline contract value	£122,896.26

ACCESS*

Patients seen in 24 months	Total	Change since previous quarter
Quarter ending September 2016	621	
Quarter ending December 2016	626	→
Quarter ending March 2017	619	↓
Quarter ending June 2017	604	↓
Quarter ending September 2017	478	↓
Variance since September 2016	(23.0%)	↓



ACTIVITY



Month	Adjusted Scheduled Activity (UDA)	
	2017	2018
April	5	30
May	100	93
June	163	140
July	199	226
August	285	226
September	382	226
October	443	
November	556	
December	644	
January	720	
February	746	
March	815	
April	822	
May	822	
June	822	

QUALITY

	Quantity	Base Number	Contract	AT	Region	England
% of FP17s for the same patient ID Re-attending within 3 months - Children	20	542	3.7%	10.4%	11.6%	11.9%
% of FP17s for the same patient ID Re-attending within 3 months - Adults	2	56	3.6%	14.2%	15.2%	15.9%
% of FP17s for the same patient ID Re-attending between 3 & 9 months - Children	72	542	13.3%	61.8%	59.1%	58.1%
% of FP17s for the same patient ID Re-attending between 3 & 9 months - Adults	17	56	30.4%	55.7%	51.7%	50.6%
% of FP17s for Band 1 Urgent Courses	0	112	0.0%	7.3%	8.0%	9.1%
% of FP17s Relating to Free Repair or Replacements	0	112	0.0%	0.8%	0.8%	0.8%
% of FP17s Relating to Continuations	0	112	0.0%	1.3%	1.0%	1.1%
% of Patients satisfied with the dentistry they have received	0	0	N/A	90.7%	91.5%	91.4%
% of Patients satisfied with the time they had to wait for an appointment	0	0	N/A	86.7%	88.2%	87.7%

* This is based on patients treated on this contract for their most recent course of treatment. Figures in italics indicate the base number of FP17s or Patient Questionnaire responses are less than 100. N/A is shown where the base number of responses is less than 10 during the period. % is calculated as Quantity/Base number*100

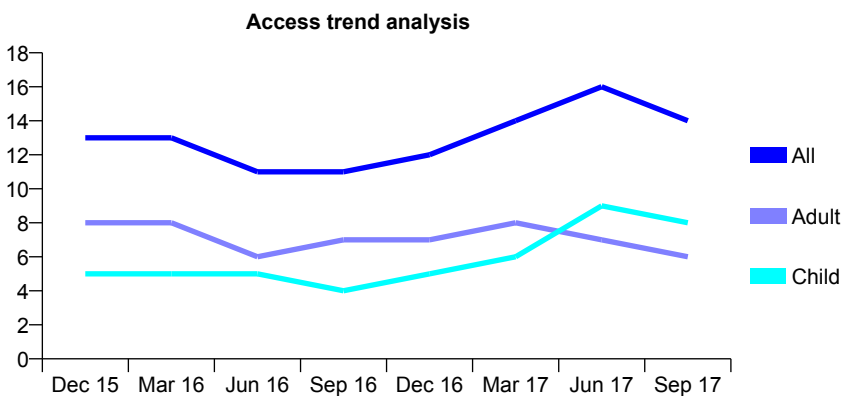
Q55 - Vital Signs At a Glance Contract Report for 322156/0001 - September 2017

Name or company name	MRS KD RUDIN
Contract type name	GDS Contract
Purpose of contract	General
Contract start date	01/04/2006
Contract end date	

17/18 Contracted general activity (UDA)	20
Carry forward general activity (UDA)	0
17/18 Contracted orthodontic activity (UOA)	0
Carry forward orthodontic activity (UOA)	0
Baseline contract value	£443.80

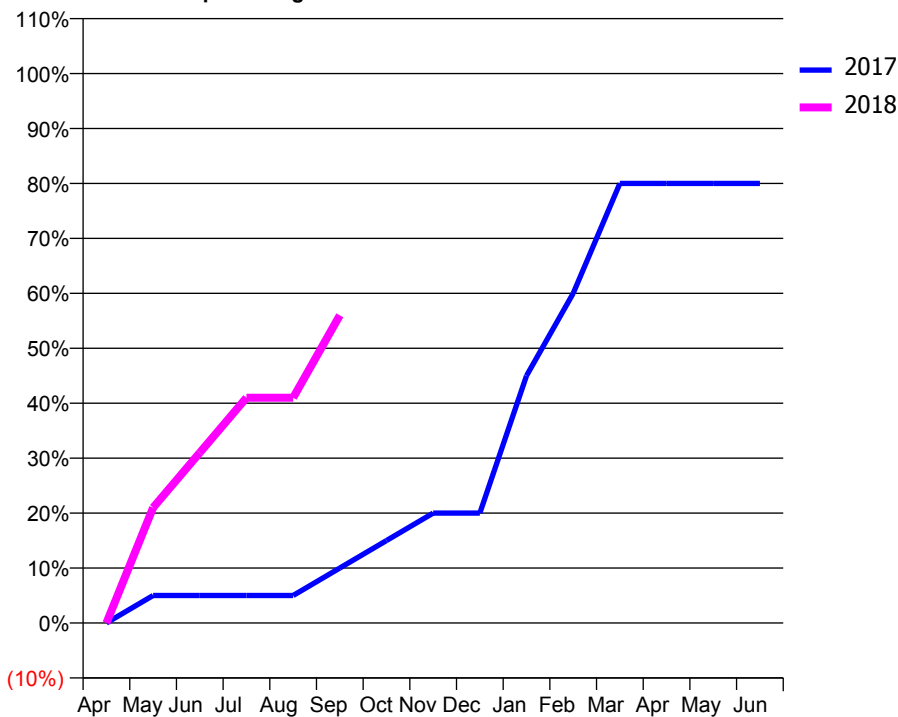
ACCESS*

Patients seen in 24 months	Total	Change since previous quarter
Quarter ending September 2016	11	
Quarter ending December 2016	12	↑
Quarter ending March 2017	14	↑
Quarter ending June 2017	16	↑
Quarter ending September 2017	14	↓
Variance since September 2016	27.3%	↑



ACTIVITY

Cumulative percentage of contracted UDA delivered 2017 & 2018



Adjusted Scheduled Activity (UDA)

Month	2017	2018
April	0	0
May	1	4
June	1	6
July	1	8
August	1	8
September	2	11
October	3	
November	4	
December	4	
January	9	
February	12	
March	16	
April	16	
May	16	
June	16	

QUALITY

	Quantity	Base Number	Contract	AT	Region	England
% of FP17s for the same patient ID Re-attending within 3 months - Children	0	5	0.0%	10.4%	11.6%	11.9%
% of FP17s for the same patient ID Re-attending within 3 months - Adults	0	2	0.0%	14.2%	15.2%	15.9%
% of FP17s for the same patient ID Re-attending between 3 & 9 months - Children	1	5	20.0%	61.8%	59.1%	58.1%
% of FP17s for the same patient ID Re-attending between 3 & 9 months - Adults	2	2	100.0%	55.7%	51.7%	50.6%
% of FP17s for Band 1 Urgent Courses	1	7	14.3%	7.3%	8.0%	9.1%
% of FP17s Relating to Free Repair or Replacements	0	7	0.0%	0.8%	0.8%	0.8%
% of FP17s Relating to Continuations	0	7	0.0%	1.3%	1.0%	1.1%
% of Patients satisfied with the dentistry they have received	0	0	N/A	90.7%	91.5%	91.4%
% of Patients satisfied with the time they had to wait for an appointment	0	0	N/A	86.7%	88.2%	87.7%

* This is based on patients treated on this contract for their most recent course of treatment. Figures in italics indicate the base number of FP17s or Patient Questionnaire responses are less than 100. N/A is shown where the base number of responses is less than 10 during the period. % is calculated as Quantity/Base number*100

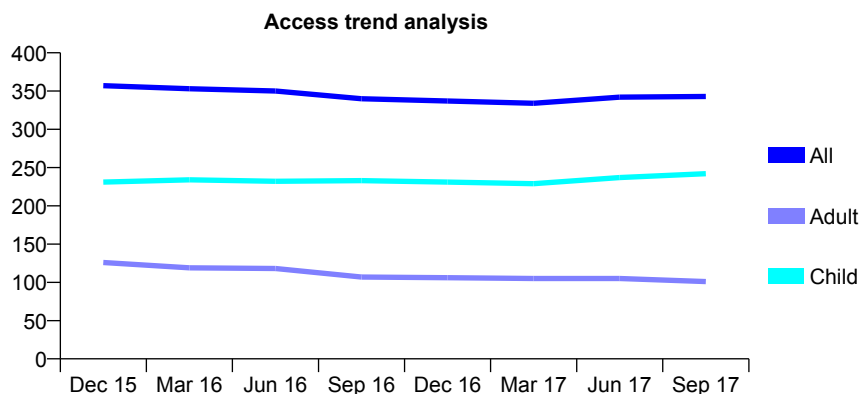
Q55 - Vital Signs At a Glance Contract Report for 323705/0001 - September 2017

Name or company name	MR MA ROBERTS
Contract type name	GDS Contract
Purpose of contract	General
Contract start date	01/04/2006
Contract end date	

17/18 Contracted general activity (UDA)	1,000
Carry forward general activity (UDA)	0
17/18 Contracted orthodontic activity (UOA)	0
Carry forward orthodontic activity (UOA)	0
Baseline contract value	£25,236.25

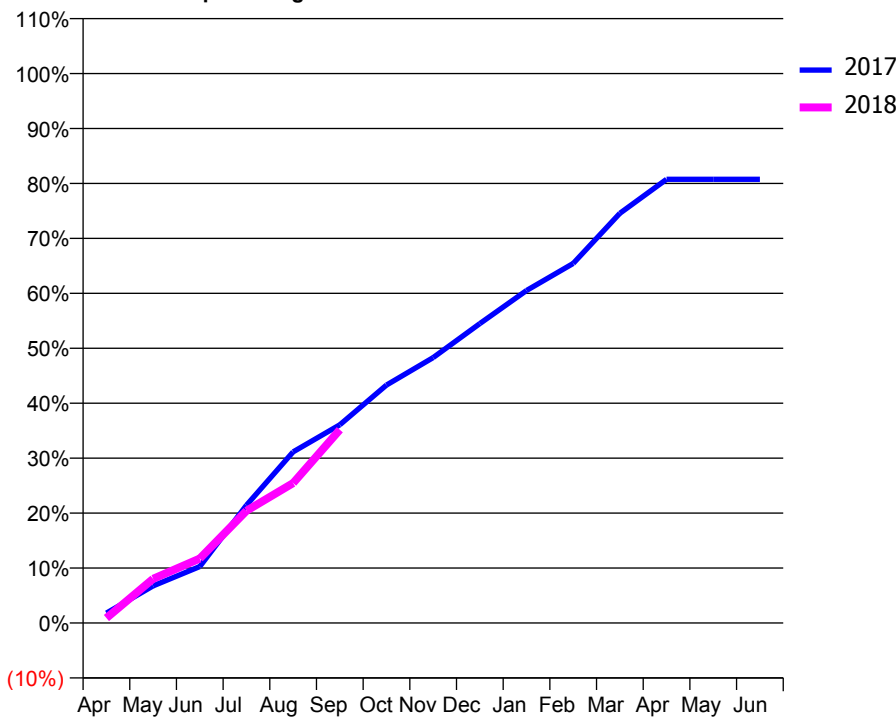
ACCESS*

Patients seen in 24 months	Total	Change since previous quarter
Quarter ending September 2016	340	
Quarter ending December 2016	337	→
Quarter ending March 2017	334	→
Quarter ending June 2017	342	↑
Quarter ending September 2017	343	→
Variance since September 2016	0.9%	→



ACTIVITY

Cumulative percentage of contracted UDA delivered 2017 & 2018



Adjusted Scheduled Activity (UDA)

Month	2017	2018
April	18	9
May	68	80
June	103	117
July	214	204
August	311	255
September	361	352
October	433	
November	483	
December	545	
January	605	
February	654	
March	746	
April	808	
May	808	
June	808	

QUALITY

	Quantity	Base Number	Contract	AT	Region	England
% of FP17s for the same patient ID Re-attending within 3 months - Children	18	216	8.3%	10.4%	11.6%	11.9%
% of FP17s for the same patient ID Re-attending within 3 months - Adults	5	58	8.6%	14.2%	15.2%	15.9%
% of FP17s for the same patient ID Re-attending between 3 & 9 months - Children	141	216	65.3%	61.8%	59.1%	58.1%
% of FP17s for the same patient ID Re-attending between 3 & 9 months - Adults	39	58	67.2%	55.7%	51.7%	50.6%
% of FP17s for Band 1 Urgent Courses	10	235	4.3%	7.3%	8.0%	9.1%
% of FP17s Relating to Free Repair or Replacements	0	235	0.0%	0.8%	0.8%	0.8%
% of FP17s Relating to Continuations	4	235	1.7%	1.3%	1.0%	1.1%
% of Patients satisfied with the dentistry they have received	0	0	N/A	90.7%	91.5%	91.4%
% of Patients satisfied with the time they had to wait for an appointment	0	0	N/A	86.7%	88.2%	87.7%

* This is based on patients treated on this contract for their most recent course of treatment. Figures in italics indicate the base number of FP17s or Patient Questionnaire responses are less than 100. N/A is shown where the base number of responses is less than 10 during the period. % is calculated as Quantity/Base number*100

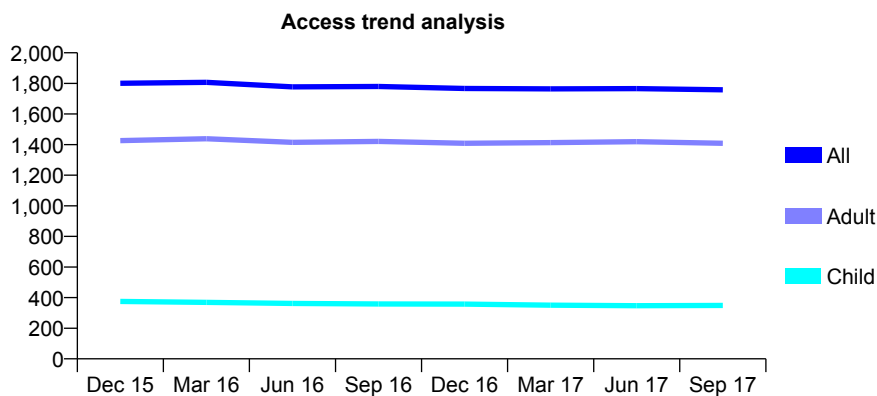
Q55 - Vital Signs At a Glance Contract Report for 326186/0001 - September 2017

Name or company name	MISS SJ THOMPSON
Contract type name	GDS Contract
Purpose of contract	General
Contract start date	01/04/2006
Contract end date	

17/18 Contracted general activity (UDA)	6,906
Carry forward general activity (UDA)	0
17/18 Contracted orthodontic activity (UOA)	0
Carry forward orthodontic activity (UOA)	0
Baseline contract value	£171,919.69

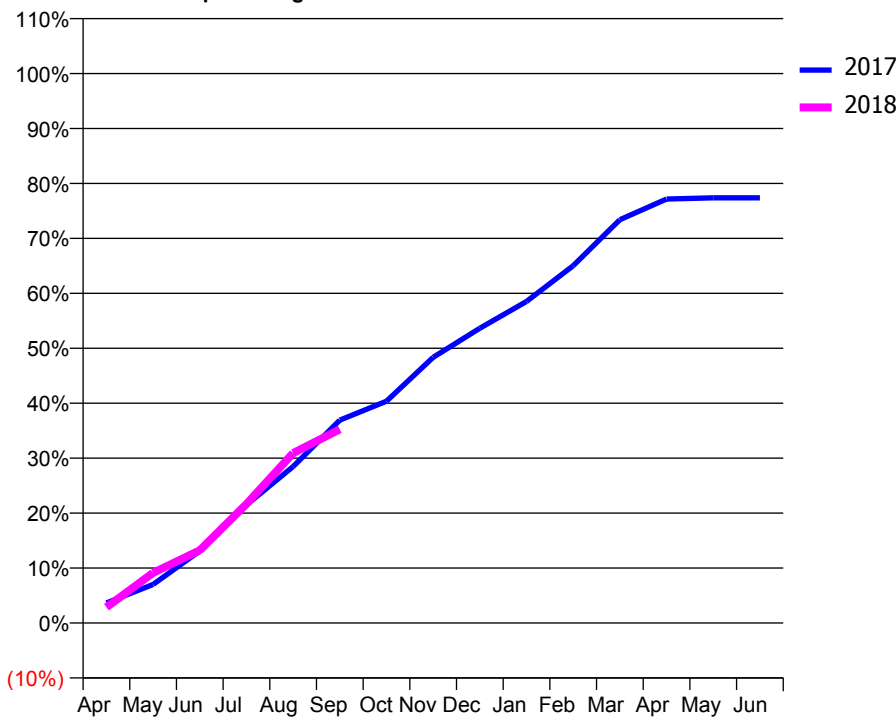
ACCESS*

Patients seen in 24 months	Total	Change since previous quarter
Quarter ending September 2016	1,780	
Quarter ending December 2016	1,767	→
Quarter ending March 2017	1,764	→
Quarter ending June 2017	1,766	→
Quarter ending September 2017	1,758	→
Variance since September 2016	(1.2%)	↓



ACTIVITY

Cumulative percentage of contracted UDA delivered 2017 & 2018



Month	Adjusted Scheduled Activity (UDA)	
	2017	2018
April	288	199
May	555	631
June	1,037	915
July	1,699	1,495
August	2,252	2,135
September	2,920	2,434
October	3,191	
November	3,823	
December	4,241	
January	4,626	
February	5,141	
March	5,803	
April	6,101	
May	6,117	
June	6,117	

QUALITY

	Quantity	Base Number	Contract	AT	Region	England
% of FP17s for the same patient ID Re-attending within 3 months - Children	5	237	2.1%	10.4%	11.6%	11.9%
% of FP17s for the same patient ID Re-attending within 3 months - Adults	181	960	18.9%	14.2%	15.2%	15.9%
% of FP17s for the same patient ID Re-attending between 3 & 9 months - Children	162	237	68.4%	61.8%	59.1%	58.1%
% of FP17s for the same patient ID Re-attending between 3 & 9 months - Adults	475	960	49.5%	55.7%	51.7%	50.6%
% of FP17s for Band 1 Urgent Courses	99	1,075	9.2%	7.3%	8.0%	9.1%
% of FP17s Relating to Free Repair or Replacements	15	1,075	1.4%	0.8%	0.8%	0.8%
% of FP17s Relating to Continuations	30	1,075	2.8%	1.3%	1.0%	1.1%
% of Patients satisfied with the dentistry they have received	6	6	N/A	90.7%	91.5%	91.4%
% of Patients satisfied with the time they had to wait for an appointment	6	6	N/A	86.7%	88.2%	87.7%

* This is based on patients treated on this contract for their most recent course of treatment. Figures in italics indicate the base number of FP17s or Patient Questionnaire responses are less than 100. N/A is shown where the base number of responses is less than 10 during the period. % is calculated as Quantity/Base number*100

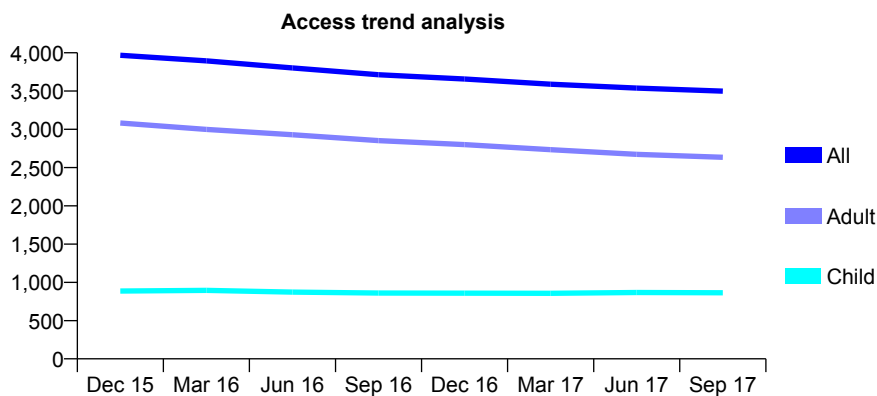
Q55 - Vital Signs At a Glance Contract Report for 330337/0002 - September 2017

Name or company name	MR AB WATTS
Contract type name	GDS Contract
Purpose of contract	General
Contract start date	01/04/2006
Contract end date	

17/18 Contracted general activity (UDA)	9,167
Carry forward general activity (UDA)	0
17/18 Contracted orthodontic activity (UOA)	0
Carry forward orthodontic activity (UOA)	0
Baseline contract value	£304,869.16

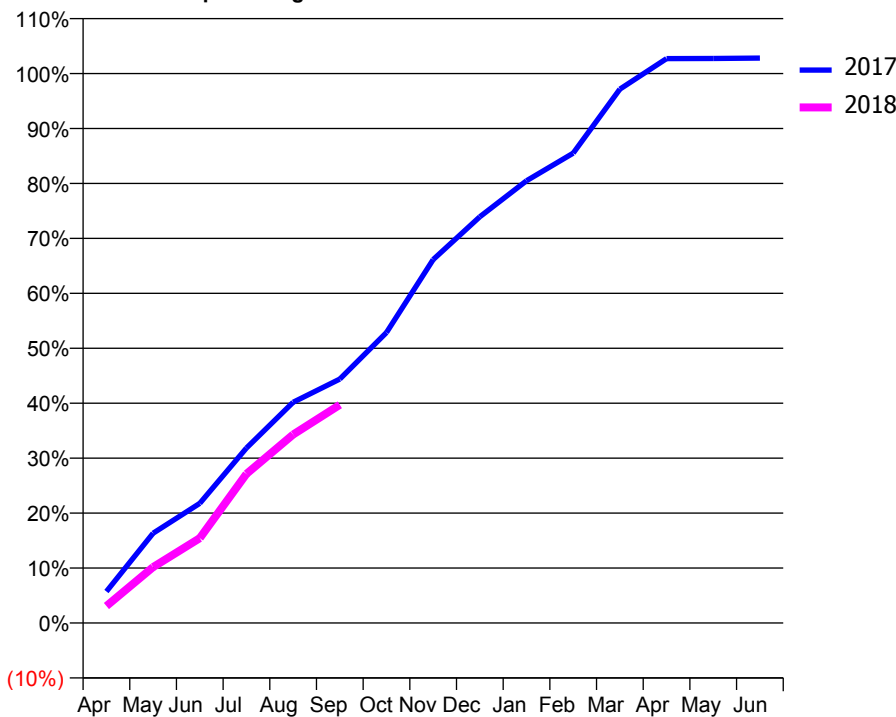
ACCESS*

Patients seen in 24 months	Total	Change since previous quarter
Quarter ending September 2016	3,713	
Quarter ending December 2016	3,658	↓
Quarter ending March 2017	3,590	↓
Quarter ending June 2017	3,539	↓
Quarter ending September 2017	3,499	↓
Variance since September 2016	(5.8%)	↓



ACTIVITY

Cumulative percentage of contracted UDA delivered 2017 & 2018



Month	Adjusted Scheduled Activity (UDA)	
	2017	2018
April	526	284
May	1,498	934
June	1,996	1,417
July	2,921	2,488
August	3,684	3,145
September	4,069	3,640
October	4,847	
November	6,062	
December	6,776	
January	7,379	
February	7,838	
March	8,906	
April	9,416	
May	9,417	
June	9,424	

QUALITY

	Quantity	Base Number	Contract	AT	Region	England
% of FP17s for the same patient ID Re-attending within 3 months - Children	26	637	4.1%	10.4%	11.6%	11.9%
% of FP17s for the same patient ID Re-attending within 3 months - Adults	171	1,901	9.0%	14.2%	15.2%	15.9%
% of FP17s for the same patient ID Re-attending between 3 & 9 months - Children	455	637	71.4%	61.8%	59.1%	58.1%
% of FP17s for the same patient ID Re-attending between 3 & 9 months - Adults	1,382	1,901	72.7%	55.7%	51.7%	50.6%
% of FP17s for Band 1 Urgent Courses	51	2,272	2.2%	7.3%	8.0%	9.1%
% of FP17s Relating to Free Repair or Replacements	4	2,272	0.2%	0.8%	0.8%	0.8%
% of FP17s Relating to Continuations	14	2,272	0.6%	1.3%	1.0%	1.1%
% of Patients satisfied with the dentistry they have received	7	7	N/A	90.7%	91.5%	91.4%
% of Patients satisfied with the time they had to wait for an appointment	6	7	N/A	86.7%	88.2%	87.7%

* This is based on patients treated on this contract for their most recent course of treatment. Figures in italics indicate the base number of FP17s or Patient Questionnaire responses are less than 100. N/A is shown where the base number of responses is less than 10 during the period. % is calculated as Quantity/Base number*100

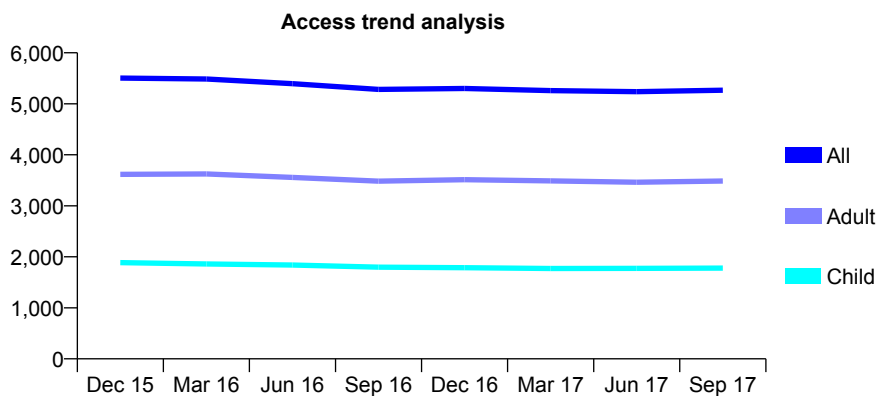
Q55 - Vital Signs At a Glance Contract Report for 331147/0001 - September 2017

Name or company name	MR J TRUSZ
Contract type name	GDS Contract
Purpose of contract	General
Contract start date	01/04/2006
Contract end date	

17/18 Contracted general activity (UDA)	14,769
Carry forward general activity (UDA)	0
17/18 Contracted orthodontic activity (UOA)	0
Carry forward orthodontic activity (UOA)	0
Baseline contract value	£341,486.92

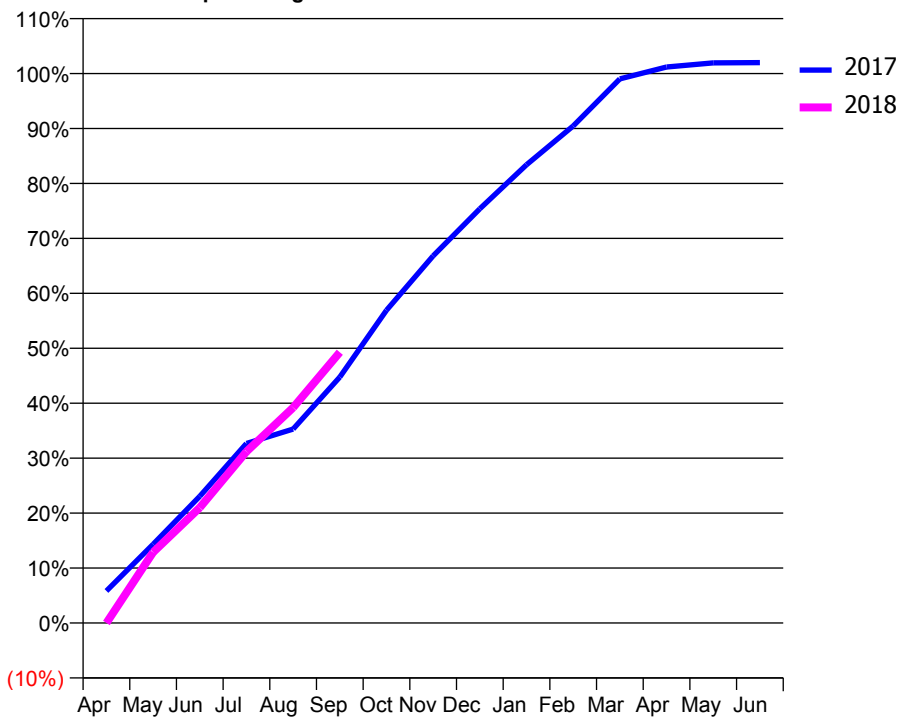
ACCESS*

Patients seen in 24 months	Total	Change since previous quarter
Quarter ending September 2016	5,282	
Quarter ending December 2016	5,300	→
Quarter ending March 2017	5,259	→
Quarter ending June 2017	5,237	→
Quarter ending September 2017	5,266	→
Variance since September 2016	(0.3%)	→



ACTIVITY

Cumulative percentage of contracted UDA delivered 2017 & 2018



Month	Adjusted Scheduled Activity (UDA)	
	2017	2018
April	862	0
May	2,116	1,903
June	3,406	3,104
July	4,827	4,606
August	5,214	5,789
September	6,610	7,276
October	8,405	
November	9,870	
December	11,133	
January	12,317	
February	13,360	
March	14,623	
April	14,945	
May	15,053	
June	15,060	

QUALITY

	Quantity	Base Number	Contract	AT	Region	England
% of FP17s for the same patient ID Re-attending within 3 months - Children	103	1,581	6.5%	10.4%	11.6%	11.9%
% of FP17s for the same patient ID Re-attending within 3 months - Adults	250	2,505	10.0%	14.2%	15.2%	15.9%
% of FP17s for the same patient ID Re-attending between 3 & 9 months - Children	1,089	1,581	68.9%	61.8%	59.1%	58.1%
% of FP17s for the same patient ID Re-attending between 3 & 9 months - Adults	1,570	2,505	62.7%	55.7%	51.7%	50.6%
% of FP17s for Band 1 Urgent Courses	144	3,851	3.7%	7.3%	8.0%	9.1%
% of FP17s Relating to Free Repair or Replacements	33	3,851	0.9%	0.8%	0.8%	0.8%
% of FP17s Relating to Continuations	27	3,851	0.7%	1.3%	1.0%	1.1%
% of Patients satisfied with the dentistry they have received	5	5	N/A	90.7%	91.5%	91.4%
% of Patients satisfied with the time they had to wait for an appointment	5	5	N/A	86.7%	88.2%	87.7%

* This is based on patients treated on this contract for their most recent course of treatment. Figures in italics indicate the base number of FP17s or Patient Questionnaire responses are less than 100. N/A is shown where the base number of responses is less than 10 during the period. % is calculated as Quantity/Base number*100

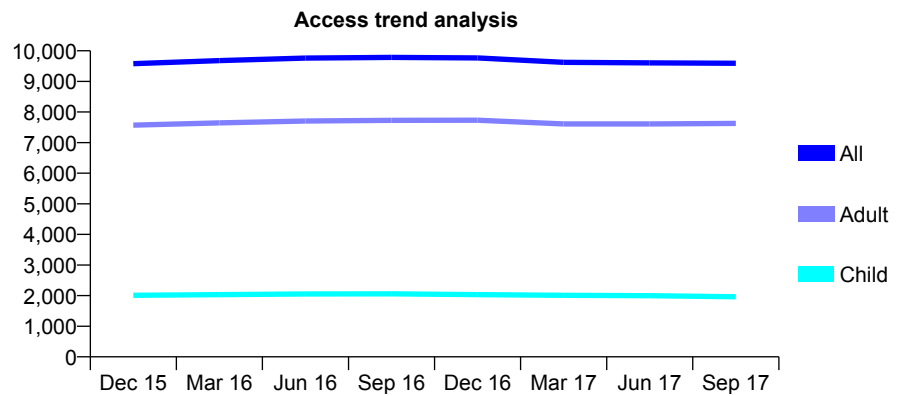
Q55 - Vital Signs At a Glance Contract Report for 331864/0001 - September 2017

Name or company name	MISS L KO
Contract type name	GDS Contract
Purpose of contract	General and Orthodontic
Contract start date	01/04/2006
Contract end date	

17/18 Contracted general activity (UDA)	28,035
Carry forward general activity (UDA)	0
17/18 Contracted orthodontic activity (UOA)	1,062
Carry forward orthodontic activity (UOA)	0
Baseline contract value	£723,047.03

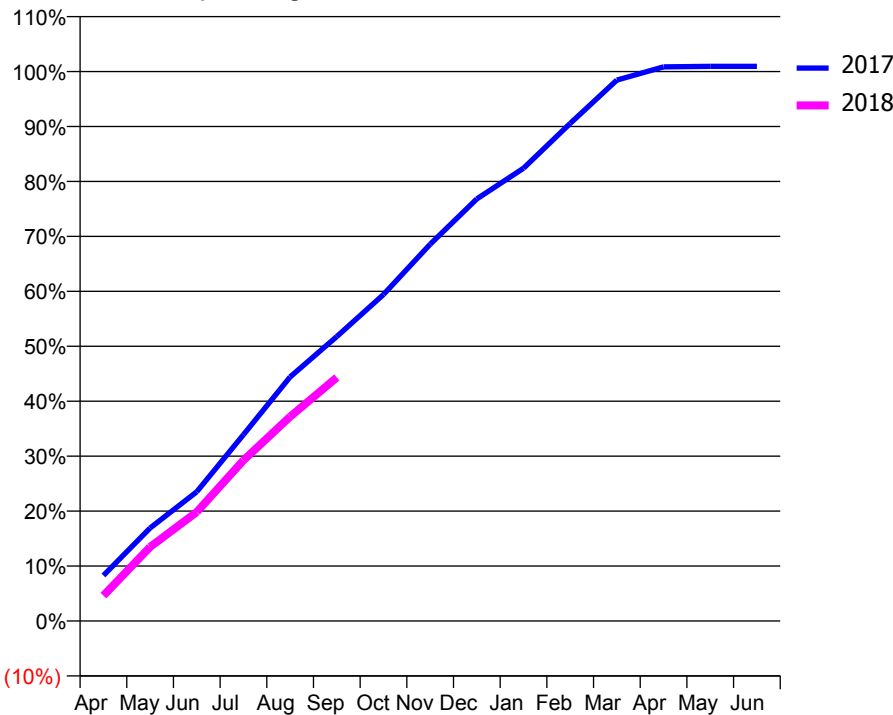
ACCESS*

Patients seen in 24 months	Total	Change since previous quarter
Quarter ending September 2016	9,784	
Quarter ending December 2016	9,767	→
Quarter ending March 2017	9,623	↓
Quarter ending June 2017	9,605	→
Quarter ending September 2017	9,591	→
Variance since September 2016	(2.0%)	↓



ACTIVITY

Cumulative percentage of contracted UDA delivered 2017 & 2018



Month	Adjusted Scheduled Activity (UDA)	
	2017	2018
April	2,325	1,297
May	4,744	3,782
June	6,593	5,563
July	9,507	8,201
August	12,455	10,425
September	14,515	12,429
October	16,656	
November	19,220	
December	21,535	
January	23,103	
February	25,387	
March	27,594	
April	28,271	
May	28,296	
June	28,298	

QUALITY

	Quantity	Base Number	Contract	AT	Region	England
% of FP17s for the same patient ID Re-attending within 3 months - Children	129	1,645	7.8%	10.4%	11.6%	11.9%
% of FP17s for the same patient ID Re-attending within 3 months - Adults	704	5,695	12.4%	14.2%	15.2%	15.9%
% of FP17s for the same patient ID Re-attending between 3 & 9 months - Children	1,160	1,645	70.5%	61.8%	59.1%	58.1%
% of FP17s for the same patient ID Re-attending between 3 & 9 months - Adults	3,419	5,695	60.0%	55.7%	51.7%	50.6%
% of FP17s for Band 1 Urgent Courses	537	6,799	7.9%	7.3%	8.0%	9.1%
% of FP17s Relating to Free Repair or Replacements	74	6,799	1.1%	0.8%	0.8%	0.8%
% of FP17s Relating to Continuations	26	6,799	0.4%	1.3%	1.0%	1.1%
% of Patients satisfied with the dentistry they have received	25	26	96.2%	90.7%	91.5%	91.4%
% of Patients satisfied with the time they had to wait for an appointment	25	26	96.2%	86.7%	88.2%	87.7%

* This is based on patients treated on this contract for their most recent course of treatment. Figures in italics indicate the base number of FP17s or Patient Questionnaire responses are less than 100. N/A is shown where the base number of responses is less than 10 during the period. % is calculated as Quantity/Base number*100

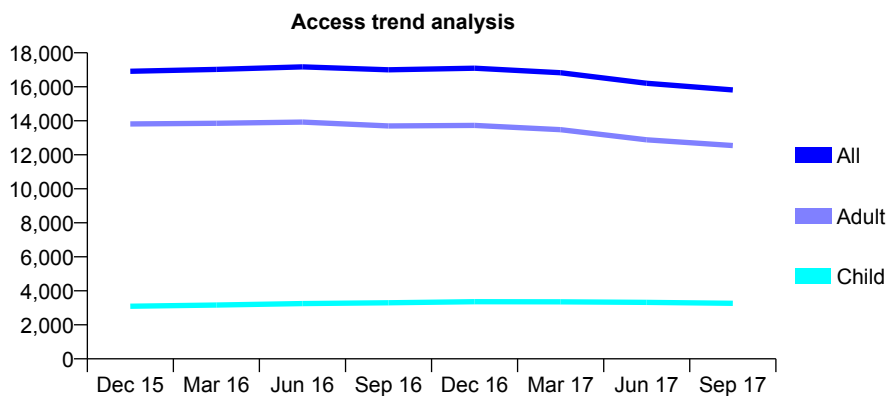
Q55 - Vital Signs At a Glance Contract Report for 338109/0001 - September 2017

Name or company name	MR PF CARROLL
Contract type name	GDS Contract
Purpose of contract	General
Contract start date	01/04/2006
Contract end date	

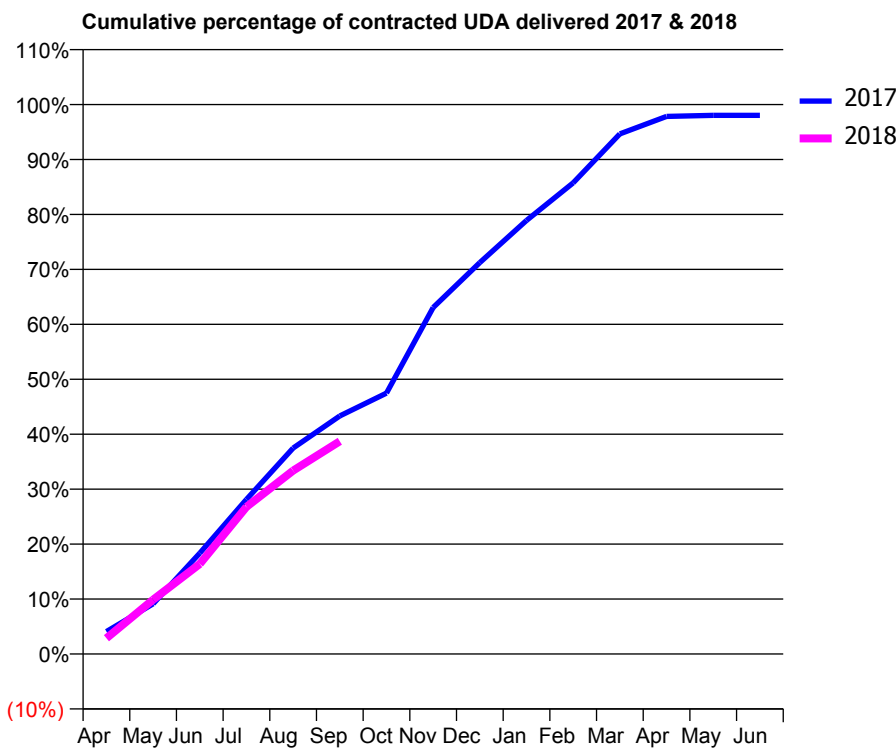
17/18 Contracted general activity (UDA)	33,023
Carry forward general activity (UDA)	0
17/18 Contracted orthodontic activity (UOA)	0
Carry forward orthodontic activity (UOA)	0
Baseline contract value	£809,147.92

ACCESS*

Patients seen in 24 months	Total	Change since previous quarter
Quarter ending September 2016	17,000	
Quarter ending December 2016	17,093	→
Quarter ending March 2017	16,827	↓
Quarter ending June 2017	16,205	↓
Quarter ending September 2017	15,816	↓
Variance since September 2016	(7.0%)	↓



ACTIVITY



Month	Adjusted Scheduled Activity (UDA)	
	2017	2018
April	1,353	948
May	3,018	3,265
June	6,064	5,412
July	9,291	8,847
August	12,375	11,021
September	14,308	12,783
October	15,678	
November	20,820	
December	23,528	
January	26,055	
February	28,316	
March	31,256	
April	32,311	
May	32,370	
June	32,375	

QUALITY

	Quantity	Base Number	Contract	AT	Region	England
% of FP17s for the same patient ID Re-attending within 3 months - Children	98	2,116	4.6%	10.4%	11.6%	11.9%
% of FP17s for the same patient ID Re-attending within 3 months - Adults	694	5,545	12.5%	14.2%	15.2%	15.9%
% of FP17s for the same patient ID Re-attending between 3 & 9 months - Children	1,366	2,116	64.6%	61.8%	59.1%	58.1%
% of FP17s for the same patient ID Re-attending between 3 & 9 months - Adults	2,172	5,545	39.2%	55.7%	51.7%	50.6%
% of FP17s for Band 1 Urgent Courses	669	6,600	10.1%	7.3%	8.0%	9.1%
% of FP17s Relating to Free Repair or Replacements	82	6,600	1.2%	0.8%	0.8%	0.8%
% of FP17s Relating to Continuations	91	6,600	1.4%	1.3%	1.0%	1.1%
% of Patients satisfied with the dentistry they have received	23	23	100.0%	90.7%	91.5%	91.4%
% of Patients satisfied with the time they had to wait for an appointment	19	23	82.6%	86.7%	88.2%	87.7%

* This is based on patients treated on this contract for their most recent course of treatment. Figures in italics indicate the base number of FP17s or Patient Questionnaire responses are less than 100. N/A is shown where the base number of responses is less than 10 during the period. % is calculated as Quantity/Base number*100

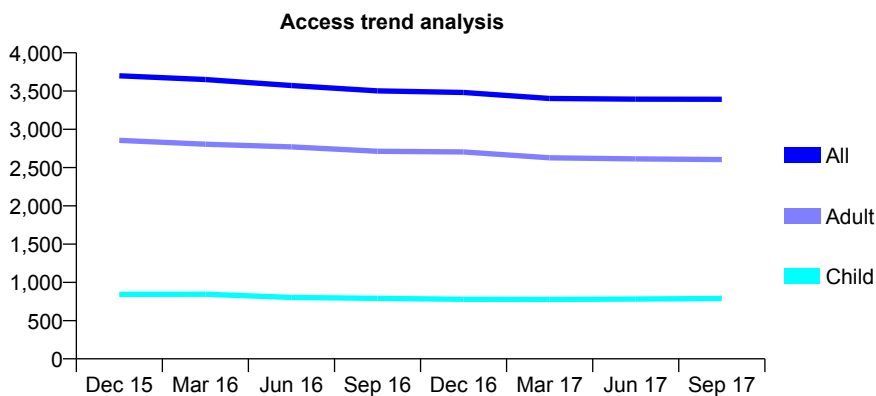
Q55 - Vital Signs At a Glance Contract Report for 353922/0001 - September 2017

Name or company name	MRS P RAD
Contract type name	GDS Contract
Purpose of contract	General
Contract start date	01/04/2006
Contract end date	

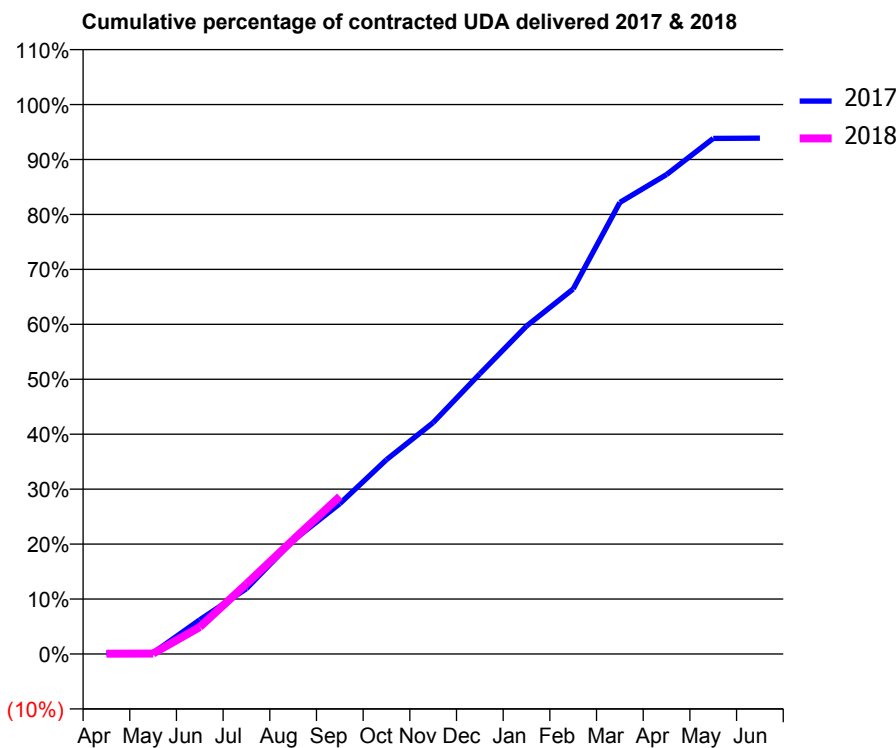
17/18 Contracted general activity (UDA)	11,667
Carry forward general activity (UDA)	0
17/18 Contracted orthodontic activity (UOA)	0
Carry forward orthodontic activity (UOA)	0
Baseline contract value	£291,949.25

ACCESS*

Patients seen in 24 months	Total	Change since previous quarter
Quarter ending September 2016	3,503	
Quarter ending December 2016	3,482	→
Quarter ending March 2017	3,403	↓
Quarter ending June 2017	3,395	→
Quarter ending September 2017	3,392	→
Variance since September 2016	(3.2%)	↓



ACTIVITY



Month	Adjusted Scheduled Activity (UDA)	
	2017	2018
April	23	7
May	23	10
June	726	573
July	1,389	1,488
August	2,411	2,424
September	3,191	3,346
October	4,126	
November	4,913	
December	5,949	
January	6,964	
February	7,751	
March	9,587	
April	10,180	
May	10,948	
June	10,952	

QUALITY

	Quantity	Base Number	Contract	AT	Region	England
% of FP17s for the same patient ID Re-attending within 3 months - Children	24	439	5.5%	10.4%	11.6%	11.9%
% of FP17s for the same patient ID Re-attending within 3 months - Adults	155	1,458	10.6%	14.2%	15.2%	15.9%
% of FP17s for the same patient ID Re-attending between 3 & 9 months - Children	228	439	51.9%	61.8%	59.1%	58.1%
% of FP17s for the same patient ID Re-attending between 3 & 9 months - Adults	800	1,458	54.9%	55.7%	51.7%	50.6%
% of FP17s for Band 1 Urgent Courses	26	1,426	1.8%	7.3%	8.0%	9.1%
% of FP17s Relating to Free Repair or Replacements	7	1,426	0.5%	0.8%	0.8%	0.8%
% of FP17s Relating to Continuations	47	1,426	3.3%	1.3%	1.0%	1.1%
% of Patients satisfied with the dentistry they have received	3	3	N/A	90.7%	91.5%	91.4%
% of Patients satisfied with the time they had to wait for an appointment	3	3	N/A	86.7%	88.2%	87.7%

* This is based on patients treated on this contract for their most recent course of treatment. Figures in italics indicate the base number of FP17s or Patient Questionnaire responses are less than 100. N/A is shown where the base number of responses is less than 10 during the period. % is calculated as Quantity/Base number*100

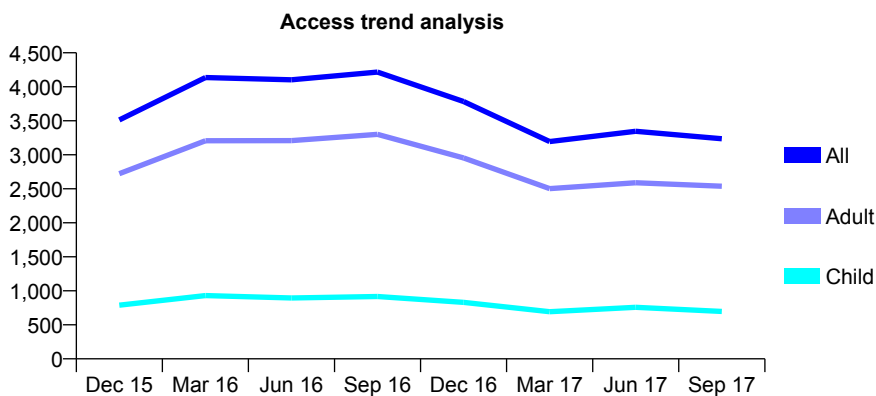
Q55 - Vital Signs At a Glance Contract Report for 355127/0001 - September 2017

Name or company name	MR A KOSHAL
Contract type name	GDS Contract
Purpose of contract	General
Contract start date	01/04/2006
Contract end date	

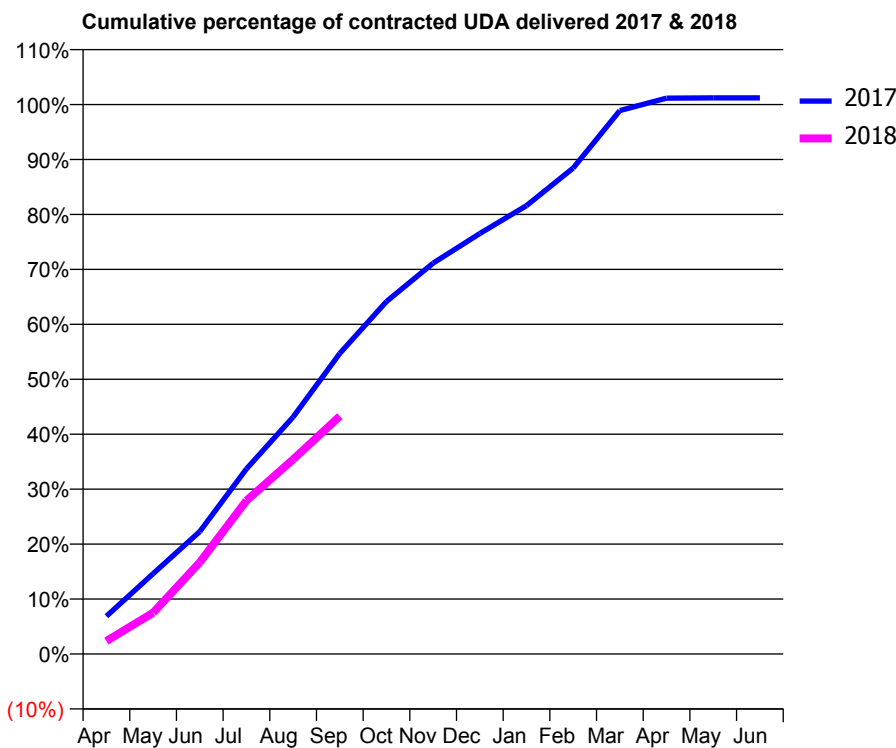
17/18 Contracted general activity (UDA)	10,677
Carry forward general activity (UDA)	0
17/18 Contracted orthodontic activity (UOA)	0
Carry forward orthodontic activity (UOA)	0
Baseline contract value	£468,474.47

ACCESS*

Patients seen in 24 months	Total	Change since previous quarter
Quarter ending September 2016	4,216	
Quarter ending December 2016	3,784	↓
Quarter ending March 2017	3,196	↓
Quarter ending June 2017	3,347	↑
Quarter ending September 2017	3,236	↓
Variance since September 2016	(23.2%)	↓



ACTIVITY



Month	Adjusted Scheduled Activity (UDA)	
	2017	2018
April	735	251
May	1,561	802
June	2,379	1,782
July	3,597	2,982
August	4,605	3,781
September	5,841	4,622
October	6,850	
November	7,595	
December	8,172	
January	8,713	
February	9,442	
March	10,560	
April	10,799	
May	10,804	
June	10,805	

QUALITY

	Quantity	Base Number	Contract	AT	Region	England
% of FP17s for the same patient ID Re-attending within 3 months - Children	23	509	4.5%	10.4%	11.6%	11.9%
% of FP17s for the same patient ID Re-attending within 3 months - Adults	198	1,699	11.7%	14.2%	15.2%	15.9%
% of FP17s for the same patient ID Re-attending between 3 & 9 months - Children	205	509	40.3%	61.8%	59.1%	58.1%
% of FP17s for the same patient ID Re-attending between 3 & 9 months - Adults	556	1,699	32.7%	55.7%	51.7%	50.6%
% of FP17s for Band 1 Urgent Courses	154	2,086	7.4%	7.3%	8.0%	9.1%
% of FP17s Relating to Free Repair or Replacements	13	2,086	0.6%	0.8%	0.8%	0.8%
% of FP17s Relating to Continuations	37	2,086	1.8%	1.3%	1.0%	1.1%
% of Patients satisfied with the dentistry they have received	9	9	N/A	90.7%	91.5%	91.4%
% of Patients satisfied with the time they had to wait for an appointment	9	9	N/A	86.7%	88.2%	87.7%

* This is based on patients treated on this contract for their most recent course of treatment. Figures in italics indicate the base number of FP17s or Patient Questionnaire responses are less than 100. N/A is shown where the base number of responses is less than 10 during the period. % is calculated as Quantity/Base number*100

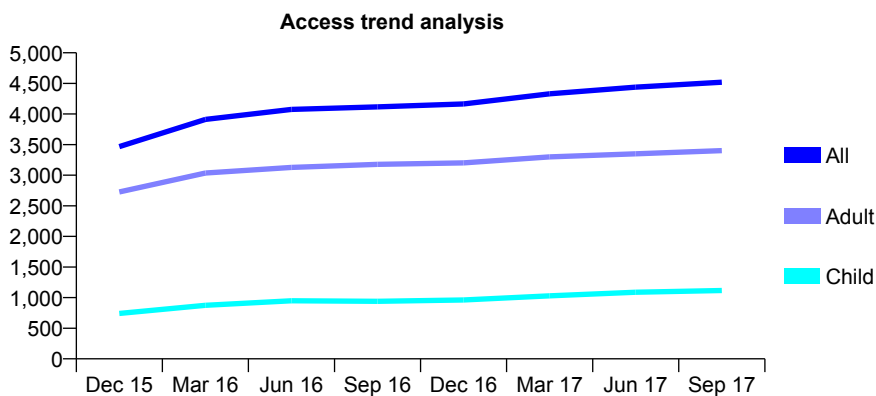
Q55 - Vital Signs At a Glance Contract Report for 368350/0001 - September 2017

Name or company name	MRS A MIODUSZEWSKA
Contract type name	GDS Contract
Purpose of contract	General
Contract start date	01/08/2012
Contract end date	

17/18 Contracted general activity (UDA)	13,546
Carry forward general activity (UDA)	0
17/18 Contracted orthodontic activity (UOA)	0
Carry forward orthodontic activity (UOA)	0
Baseline contract value	£334,231.68

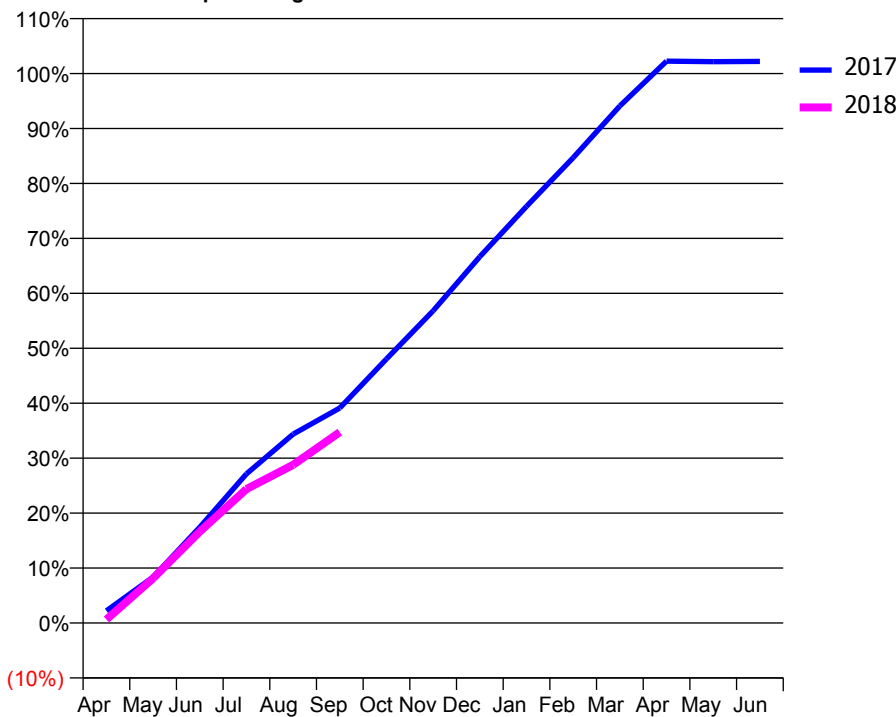
ACCESS*

Patients seen in 24 months	Total	Change since previous quarter
Quarter ending September 2016	4,117	
Quarter ending December 2016	4,164	→
Quarter ending March 2017	4,329	↑
Quarter ending June 2017	4,438	↑
Quarter ending September 2017	4,519	→
Variance since September 2016	9.8%	↑



ACTIVITY

Cumulative percentage of contracted UDA delivered 2017 & 2018



Month	Adjusted Scheduled Activity (UDA)	
	2017	2018
April	302	87
May	1,131	1,104
June	2,363	2,254
July	3,678	3,302
August	4,656	3,901
September	5,302	4,707
October	6,509	
November	7,695	
December	9,032	
January	10,271	
February	11,471	
March	12,745	
April	13,851	
May	13,839	
June	13,843	

QUALITY

	Quantity	Base Number	Contract	AT	Region	England
% of FP17s for the same patient ID Re-attending within 3 months - Children	104	952	10.9%	10.4%	11.6%	11.9%
% of FP17s for the same patient ID Re-attending within 3 months - Adults	232	2,433	9.5%	14.2%	15.2%	15.9%
% of FP17s for the same patient ID Re-attending between 3 & 9 months - Children	600	952	63.0%	61.8%	59.1%	58.1%
% of FP17s for the same patient ID Re-attending between 3 & 9 months - Adults	1,757	2,433	72.2%	55.7%	51.7%	50.6%
% of FP17s for Band 1 Urgent Courses	99	2,415	4.1%	7.3%	8.0%	9.1%
% of FP17s Relating to Free Repair or Replacements	8	2,415	0.3%	0.8%	0.8%	0.8%
% of FP17s Relating to Continuations	33	2,415	1.4%	1.3%	1.0%	1.1%
% of Patients satisfied with the dentistry they have received	13	16	81.3%	90.7%	91.5%	91.4%
% of Patients satisfied with the time they had to wait for an appointment	14	16	87.5%	86.7%	88.2%	87.7%

* This is based on patients treated on this contract for their most recent course of treatment. Figures in italics indicate the base number of FP17s or Patient Questionnaire responses are less than 100. N/A is shown where the base number of responses is less than 10 during the period. % is calculated as Quantity/Base number*100

Q55 - Vital Signs At a Glance Contract Report for 561916/0002 - September 2017

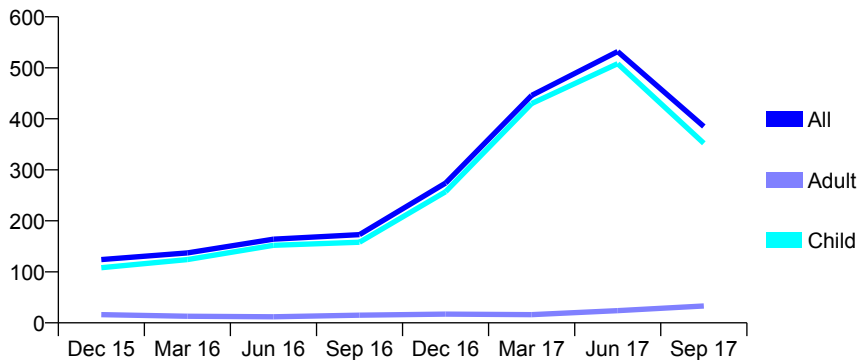
Name or company name	MISS BM WILSON
Contract type name	GDS Contract
Purpose of contract	General
Contract start date	23/06/2013
Contract end date	

17/18 Contracted general activity (UDA)	787
Carry forward general activity (UDA)	0
17/18 Contracted orthodontic activity (UOA)	0
Carry forward orthodontic activity (UOA)	0
Baseline contract value	£20,936.77

ACCESS*

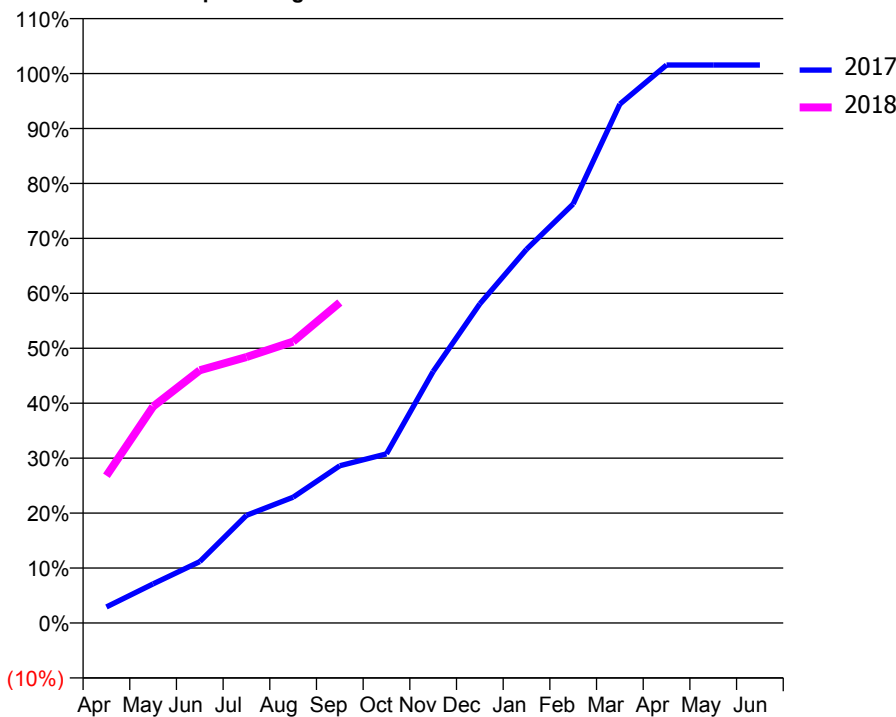
Patients seen in 24 months	Total	Change since previous quarter
Quarter ending September 2016	173	
Quarter ending December 2016	274	↑
Quarter ending March 2017	446	↑
Quarter ending June 2017	532	↑
Quarter ending September 2017	385	↓
Variance since September 2016	122.5%	↑

Access trend analysis



ACTIVITY

Cumulative percentage of contracted UDA delivered 2017 & 2018



Adjusted Scheduled Activity (UDA)

Month	2017	2018
April	23	211
May	56	310
June	88	362
July	154	381
August	180	403
September	225	459
October	242	
November	360	
December	457	
January	535	
February	600	
March	743	
April	799	
May	799	
June	799	

QUALITY

	Quantity	Base Number	Contract	AT	Region	England
% of FP17s for the same patient ID Re-attending within 3 months - Children	15	334	4.5%	10.4%	11.6%	11.9%
% of FP17s for the same patient ID Re-attending within 3 months - Adults	0	0	N/A	14.2%	15.2%	15.9%
% of FP17s for the same patient ID Re-attending between 3 & 9 months - Children	108	334	32.3%	61.8%	59.1%	58.1%
% of FP17s for the same patient ID Re-attending between 3 & 9 months - Adults	0	0	N/A	55.7%	51.7%	50.6%
% of FP17s for Band 1 Urgent Courses	0	288	0.0%	7.3%	8.0%	9.1%
% of FP17s Relating to Free Repair or Replacements	0	288	0.0%	0.8%	0.8%	0.8%
% of FP17s Relating to Continuations	7	288	2.4%	1.3%	1.0%	1.1%
% of Patients satisfied with the dentistry they have received	0	0	N/A	90.7%	91.5%	91.4%
% of Patients satisfied with the time they had to wait for an appointment	0	0	N/A	86.7%	88.2%	87.7%

* This is based on patients treated on this contract for their most recent course of treatment. Figures in italics indicate the base number of FP17s or Patient Questionnaire responses are less than 100. N/A is shown where the base number of responses is less than 10 during the period. % is calculated as Quantity/Base number*100

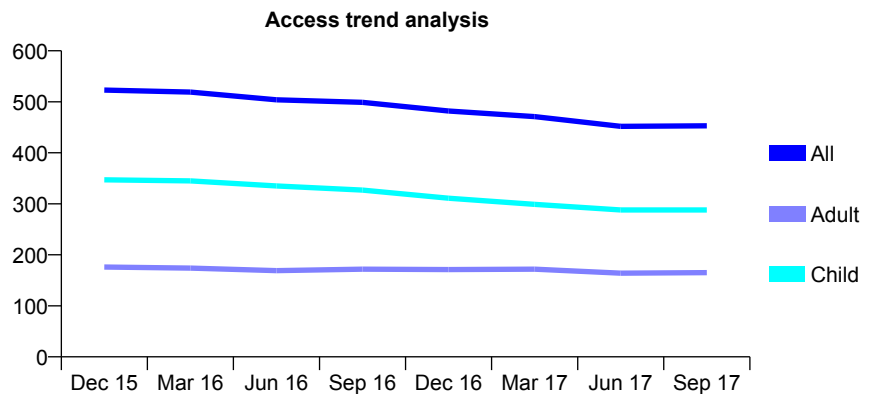
Q55 - Vital Signs At a Glance Contract Report for 571776/0001 - September 2017

Name or company name	MR JS FITTON
Contract type name	GDS Contract
Purpose of contract	General
Contract start date	01/04/2006
Contract end date	

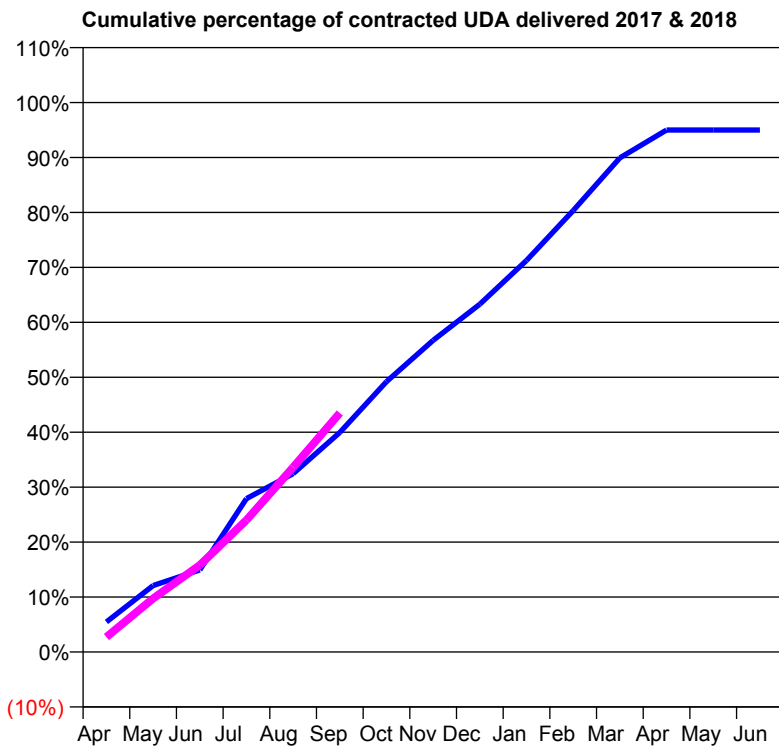
17/18 Contracted general activity (UDA)	1,024
Carry forward general activity (UDA)	0
17/18 Contracted orthodontic activity (UOA)	0
Carry forward orthodontic activity (UOA)	0
Baseline contract value	£22,639.42

ACCESS*

Patients seen in 24 months	Total	Change since previous quarter
Quarter ending September 2016	499	
Quarter ending December 2016	482	↓
Quarter ending March 2017	471	↓
Quarter ending June 2017	452	↓
Quarter ending September 2017	453	→
Variance since September 2016	(9.2%)	↓



ACTIVITY



Month	Adjusted Scheduled Activity (UDA)	
	2017	2018
April	56	28
May	124	100
June	153	162
July	286	246
August	332	344
September	409	445
October	504	
November	581	
December	648	
January	730	
February	823	
March	921	
April	973	
May	973	
June	973	

QUALITY

	Quantity	Base Number	Contract	AT	Region	England
% of FP17s for the same patient ID Re-attending within 3 months - Children	17	270	6.3%	10.4%	11.6%	11.9%
% of FP17s for the same patient ID Re-attending within 3 months - Adults	8	107	7.5%	14.2%	15.2%	15.9%
% of FP17s for the same patient ID Re-attending between 3 & 9 months - Children	193	270	71.5%	61.8%	59.1%	58.1%
% of FP17s for the same patient ID Re-attending between 3 & 9 months - Adults	62	107	57.9%	55.7%	51.7%	50.6%
% of FP17s for Band 1 Urgent Courses	22	346	6.4%	7.3%	8.0%	9.1%
% of FP17s Relating to Free Repair or Replacements	0	346	0.0%	0.8%	0.8%	0.8%
% of FP17s Relating to Continuations	0	346	0.0%	1.3%	1.0%	1.1%
% of Patients satisfied with the dentistry they have received	1	1	N/A	90.7%	91.5%	91.4%
% of Patients satisfied with the time they had to wait for an appointment	1	1	N/A	86.7%	88.2%	87.7%

* This is based on patients treated on this contract for their most recent course of treatment. Figures in italics indicate the base number of FP17s or Patient Questionnaire responses are less than 100. N/A is shown where the base number of responses is less than 10 during the period. % is calculated as Quantity/Base number*100

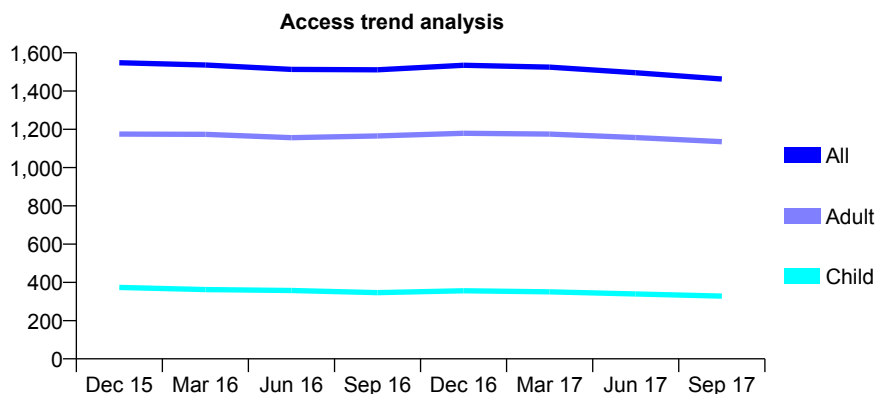
Q55 - Vital Signs At a Glance Contract Report for 572497/0001 - September 2017

Name or company name	MR CA TAVARES
Contract type name	GDS Contract
Purpose of contract	General
Contract start date	01/04/2006
Contract end date	

17/18 Contracted general activity (UDA)	4,705
Carry forward general activity (UDA)	0
17/18 Contracted orthodontic activity (UOA)	0
Carry forward orthodontic activity (UOA)	0
Baseline contract value	£104,095.35

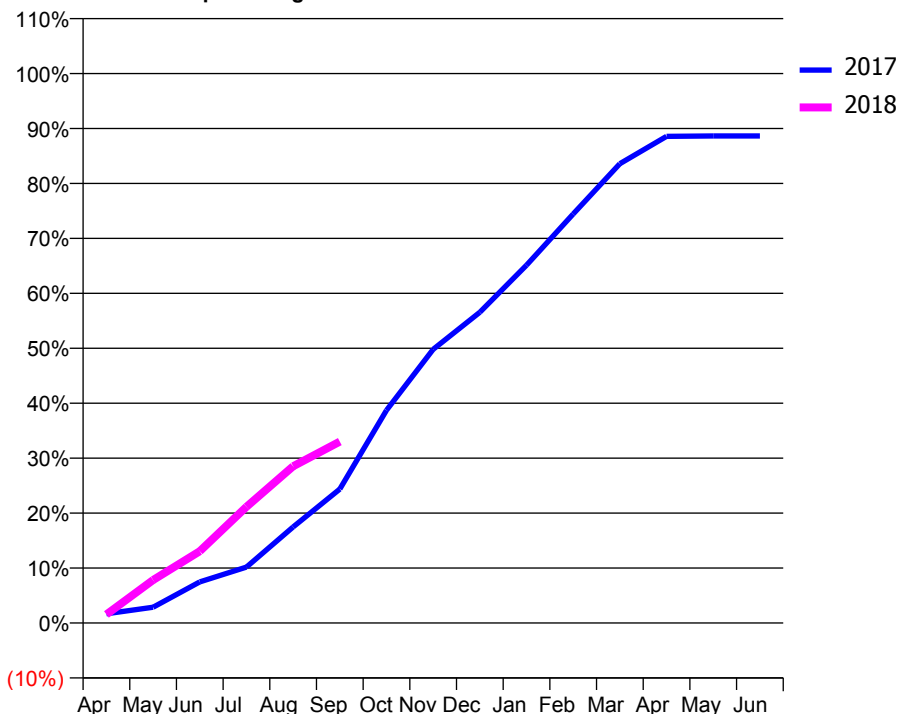
ACCESS*

Patients seen in 24 months	Total	Change since previous quarter
Quarter ending September 2016	1,511	
Quarter ending December 2016	1,535	→
Quarter ending March 2017	1,525	→
Quarter ending June 2017	1,496	↓
Quarter ending September 2017	1,463	↓
Variance since September 2016	(3.2%)	↓



ACTIVITY

Cumulative percentage of contracted UDA delivered 2017 & 2018



Month	Adjusted Scheduled Activity (UDA)	
	2017	2018
April	79	74
May	135	368
June	353	615
July	479	995
August	823	1,343
September	1,147	1,553
October	1,822	
November	2,344	
December	2,661	
January	3,064	
February	3,503	
March	3,932	
April	4,167	
May	4,170	
June	4,170	

QUALITY

	Quantity	Base Number	Contract	AT	Region	England
% of FP17s for the same patient ID Re-attending within 3 months - Children	14	223	6.3%	10.4%	11.6%	11.9%
% of FP17s for the same patient ID Re-attending within 3 months - Adults	87	784	11.1%	14.2%	15.2%	15.9%
% of FP17s for the same patient ID Re-attending between 3 & 9 months - Children	160	223	71.7%	61.8%	59.1%	58.1%
% of FP17s for the same patient ID Re-attending between 3 & 9 months - Adults	595	784	75.9%	55.7%	51.7%	50.6%
% of FP17s for Band 1 Urgent Courses	55	898	6.1%	7.3%	8.0%	9.1%
% of FP17s Relating to Free Repair or Replacements	4	898	0.4%	0.8%	0.8%	0.8%
% of FP17s Relating to Continuations	5	898	0.6%	1.3%	1.0%	1.1%
% of Patients satisfied with the dentistry they have received	3	4	N/A	90.7%	91.5%	91.4%
% of Patients satisfied with the time they had to wait for an appointment	2	4	N/A	86.7%	88.2%	87.7%

* This is based on patients treated on this contract for their most recent course of treatment. Figures in italics indicate the base number of FP17s or Patient Questionnaire responses are less than 100. N/A is shown where the base number of responses is less than 10 during the period. % is calculated as Quantity/Base number*100

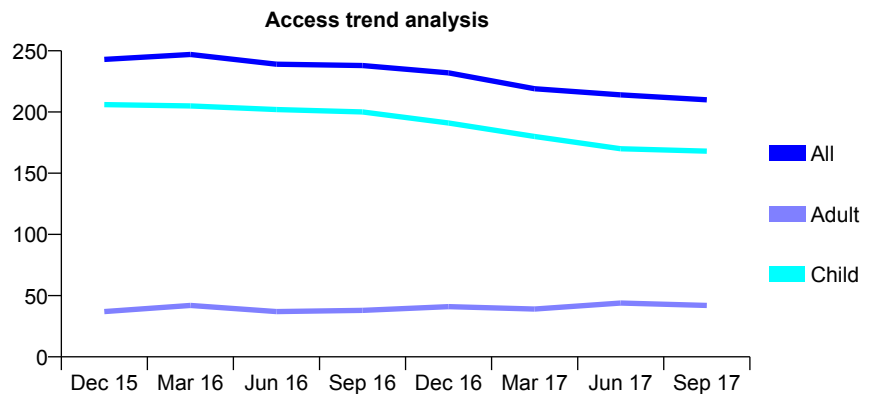
Q55 - Vital Signs At a Glance Contract Report for 572985/0001 - September 2017

Name or company name	MR C STEAD
Contract type name	GDS Contract
Purpose of contract	General
Contract start date	01/04/2006
Contract end date	

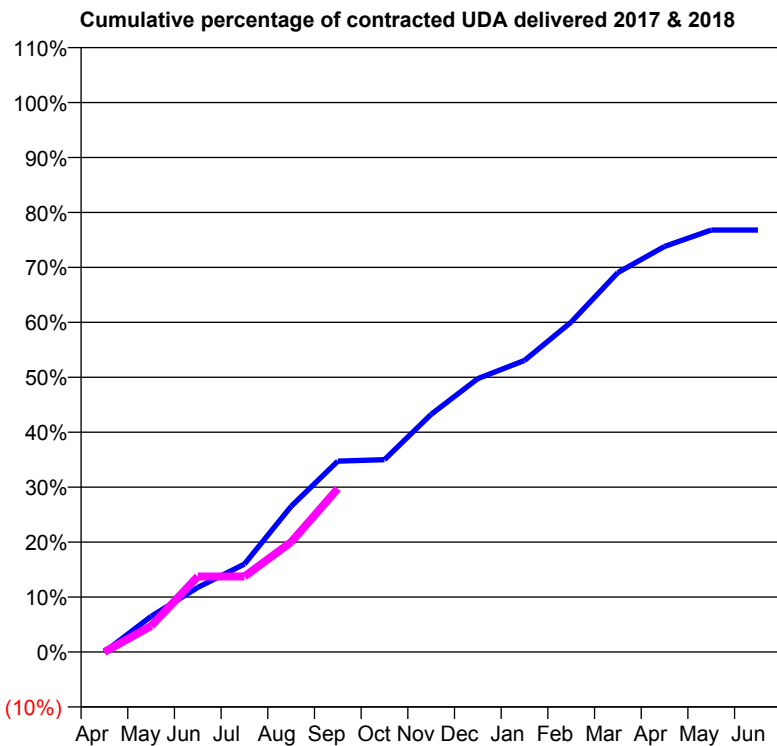
17/18 Contracted general activity (UDA)	400
Carry forward general activity (UDA)	0
17/18 Contracted orthodontic activity (UOA)	0
Carry forward orthodontic activity (UOA)	0
Baseline contract value	£9,825.16

ACCESS*

Patients seen in 24 months	Total	Change since previous quarter
Quarter ending September 2016	238	
Quarter ending December 2016	232	↓
Quarter ending March 2017	219	↓
Quarter ending June 2017	214	↓
Quarter ending September 2017	210	↓
Variance since September 2016	(11.8%)	↓



ACTIVITY



Month	Adjusted Scheduled Activity (UDA)	
	2017	2018
April	0	0
May	26	19
June	47	55
July	64	55
August	106	80
September	139	119
October	140	
November	173	
December	199	
January	212	
February	240	
March	276	
April	295	
May	307	
June	307	

QUALITY

	Quantity	Base Number	Contract	AT	Region	England
% of FP17s for the same patient ID Re-attending within 3 months - Children	8	119	6.7%	10.4%	11.6%	11.9%
% of FP17s for the same patient ID Re-attending within 3 months - Adults	0	9	0.0%	14.2%	15.2%	15.9%
% of FP17s for the same patient ID Re-attending between 3 & 9 months - Children	81	119	68.1%	61.8%	59.1%	58.1%
% of FP17s for the same patient ID Re-attending between 3 & 9 months - Adults	7	9	77.8%	55.7%	51.7%	50.6%
% of FP17s for Band 1 Urgent Courses	0	105	0.0%	7.3%	8.0%	9.1%
% of FP17s Relating to Free Repair or Replacements	0	105	0.0%	0.8%	0.8%	0.8%
% of FP17s Relating to Continuations	0	105	0.0%	1.3%	1.0%	1.1%
% of Patients satisfied with the dentistry they have received	0	0	N/A	90.7%	91.5%	91.4%
% of Patients satisfied with the time they had to wait for an appointment	0	0	N/A	86.7%	88.2%	87.7%

* This is based on patients treated on this contract for their most recent course of treatment. Figures in italics indicate the base number of FP17s or Patient Questionnaire responses are less than 100. N/A is shown where the base number of responses is less than 10 during the period. % is calculated as Quantity/Base number*100

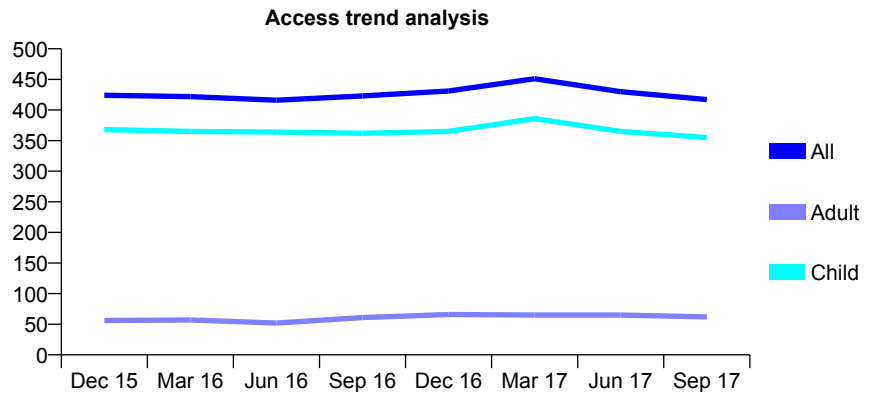
Q55 - Vital Signs At a Glance Contract Report for 574813/0001 - September 2017

Name or company name	MR BB SNAPE
Contract type name	GDS Contract
Purpose of contract	General
Contract start date	01/04/2006
Contract end date	

17/18 Contracted general activity (UDA)	780
Carry forward general activity (UDA)	0
17/18 Contracted orthodontic activity (UOA)	0
Carry forward orthodontic activity (UOA)	0
Baseline contract value	£15,772.80

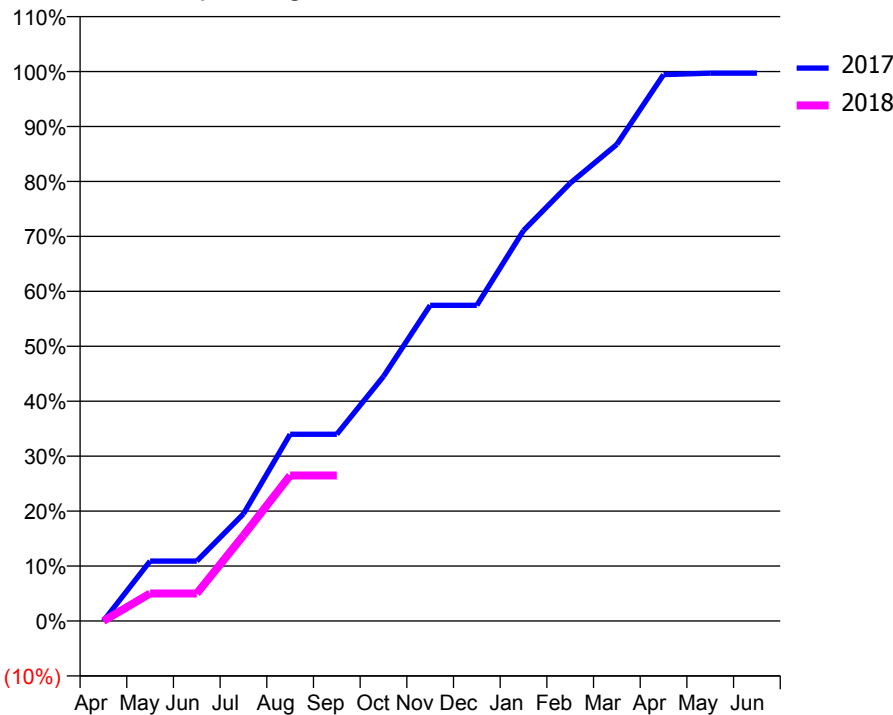
ACCESS*

Patients seen in 24 months	Total	Change since previous quarter
Quarter ending September 2016	423	
Quarter ending December 2016	431	→
Quarter ending March 2017	451	↑
Quarter ending June 2017	430	↓
Quarter ending September 2017	417	↓
Variance since September 2016	(1.4%)	↓



ACTIVITY

Cumulative percentage of contracted UDA delivered 2017 & 2018



Adjusted Scheduled Activity (UDA)		
Month	2017	2018
April	0	0
May	85	39
June	85	39
July	152	121
August	265	207
September	265	207
October	347	
November	448	
December	448	
January	554	
February	622	
March	677	
April	776	
May	778	
June	778	

QUALITY

	Quantity	Base Number	Contract	AT	Region	England
% of FP17s for the same patient ID Re-attending within 3 months - Children	6	255	2.4%	10.4%	11.6%	11.9%
% of FP17s for the same patient ID Re-attending within 3 months - Adults	0	0	N/A	14.2%	15.2%	15.9%
% of FP17s for the same patient ID Re-attending between 3 & 9 months - Children	196	255	76.9%	61.8%	59.1%	58.1%
% of FP17s for the same patient ID Re-attending between 3 & 9 months - Adults	0	0	N/A	55.7%	51.7%	50.6%
% of FP17s for Band 1 Urgent Courses	3	186	1.6%	7.3%	8.0%	9.1%
% of FP17s Relating to Free Repair or Replacements	0	186	0.0%	0.8%	0.8%	0.8%
% of FP17s Relating to Continuations	2	186	1.1%	1.3%	1.0%	1.1%
% of Patients satisfied with the dentistry they have received	0	0	N/A	90.7%	91.5%	91.4%
% of Patients satisfied with the time they had to wait for an appointment	0	0	N/A	86.7%	88.2%	87.7%

* This is based on patients treated on this contract for their most recent course of treatment. Figures in italics indicate the base number of FP17s or Patient Questionnaire responses are less than 100. N/A is shown where the base number of responses is less than 10 during the period. % is calculated as Quantity/Base number*100

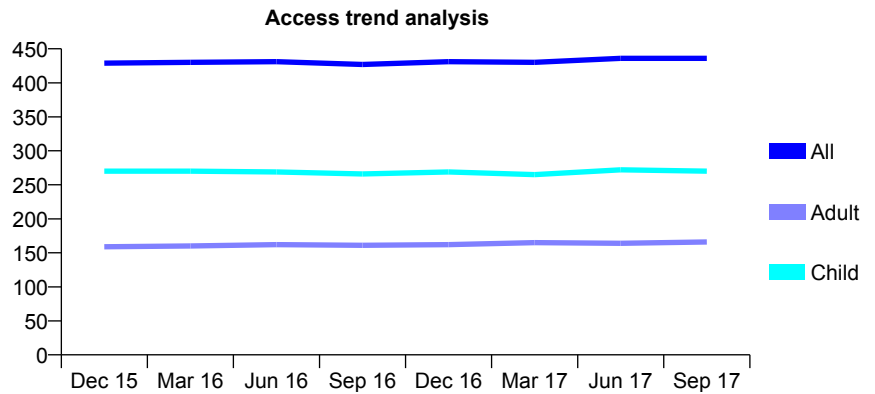
Q55 - Vital Signs At a Glance Contract Report for 575275/0001 - September 2017

Name or company name	MR SM O'DONOVAN
Contract type name	GDS Contract
Purpose of contract	General
Contract start date	01/04/2006
Contract end date	

17/18 Contracted general activity (UDA)	988
Carry forward general activity (UDA)	0
17/18 Contracted orthodontic activity (UOA)	0
Carry forward orthodontic activity (UOA)	0
Baseline contract value	£20,048.55

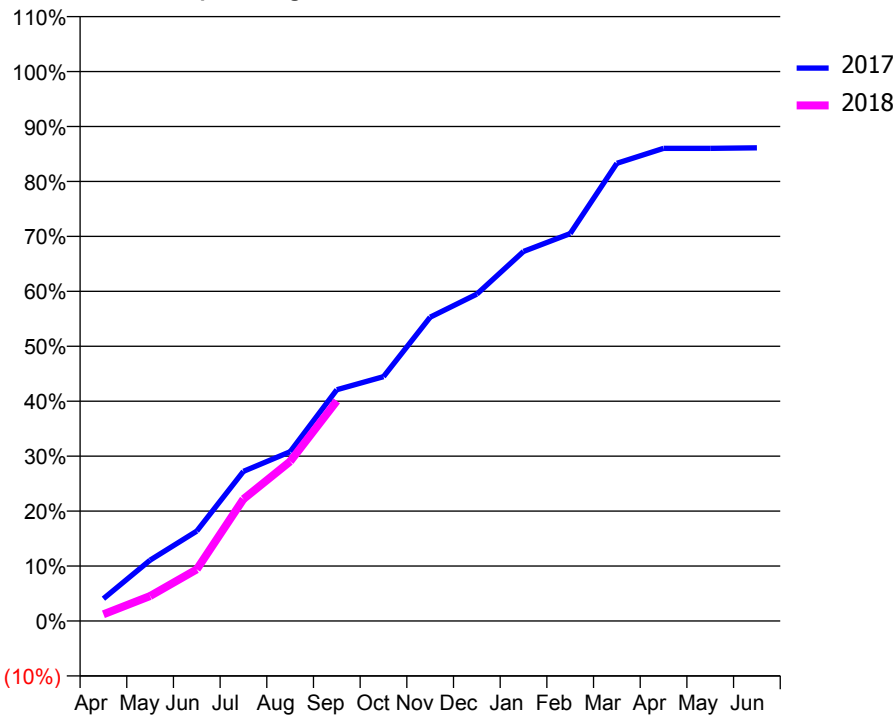
ACCESS*

Patients seen in 24 months	Total	Change since previous quarter
Quarter ending September 2016	427	
Quarter ending December 2016	431	→
Quarter ending March 2017	430	→
Quarter ending June 2017	436	→
Quarter ending September 2017	436	→
Variance since September 2016	2.1%	↑



ACTIVITY

Cumulative percentage of contracted UDA delivered 2017 & 2018



Adjusted Scheduled Activity (UDA)		
Month	2017	2018
April	45	12
May	122	45
June	181	93
July	301	219
August	340	287
September	465	396
October	491	
November	610	
December	657	
January	742	
February	778	
March	920	
April	950	
May	950	
June	951	

QUALITY

	Quantity	Base Number	Contract	AT	Region	England
% of FP17s for the same patient ID Re-attending within 3 months - Children	12	220	5.5%	10.4%	11.6%	11.9%
% of FP17s for the same patient ID Re-attending within 3 months - Adults	7	97	7.2%	14.2%	15.2%	15.9%
% of FP17s for the same patient ID Re-attending between 3 & 9 months - Children	131	220	59.5%	61.8%	59.1%	58.1%
% of FP17s for the same patient ID Re-attending between 3 & 9 months - Adults	63	97	64.9%	55.7%	51.7%	50.6%
% of FP17s for Band 1 Urgent Courses	4	296	1.4%	7.3%	8.0%	9.1%
% of FP17s Relating to Free Repair or Replacements	0	296	0.0%	0.8%	0.8%	0.8%
% of FP17s Relating to Continuations	2	296	0.7%	1.3%	1.0%	1.1%
% of Patients satisfied with the dentistry they have received	0	0	N/A	90.7%	91.5%	91.4%
% of Patients satisfied with the time they had to wait for an appointment	0	0	N/A	86.7%	88.2%	87.7%

* This is based on patients treated on this contract for their most recent course of treatment. Figures in italics indicate the base number of FP17s or Patient Questionnaire responses are less than 100. N/A is shown where the base number of responses is less than 10 during the period. % is calculated as Quantity/Base number*100

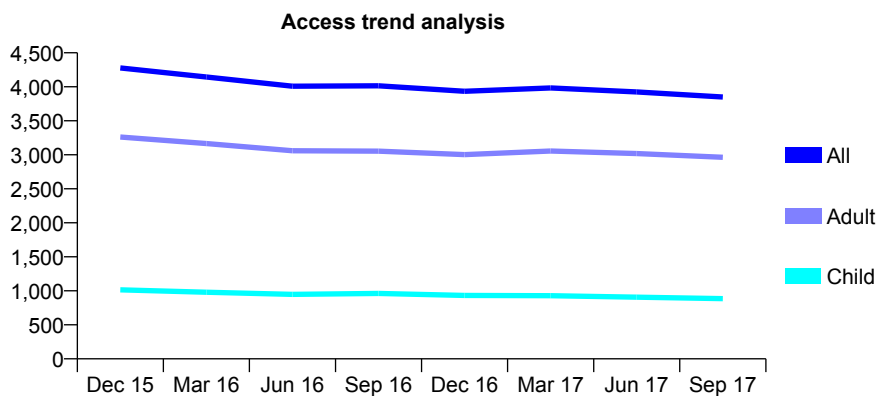
Q55 - Vital Signs At a Glance Contract Report for 576050/0002 - September 2017

Name or company name	MR AJ STOGGALL
Contract type name	GDS Contract
Purpose of contract	General
Contract start date	01/04/2006
Contract end date	

17/18 Contracted general activity (UDA)	13,035
Carry forward general activity (UDA)	0
17/18 Contracted orthodontic activity (UOA)	0
Carry forward orthodontic activity (UOA)	0
Baseline contract value	£347,732.75

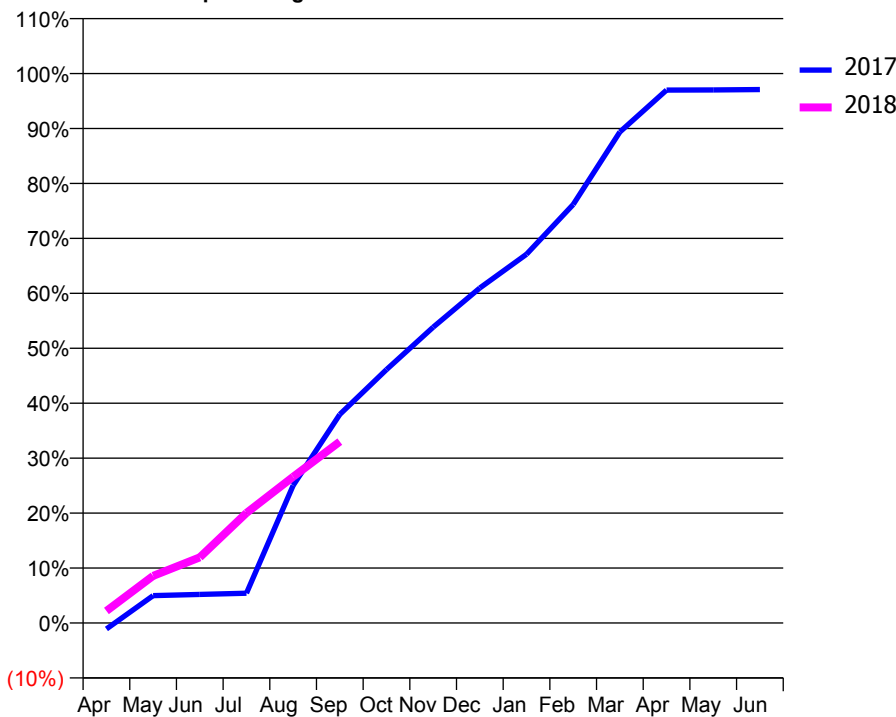
ACCESS*

Patients seen in 24 months	Total	Change since previous quarter
Quarter ending September 2016	4,014	
Quarter ending December 2016	3,935	↓
Quarter ending March 2017	3,984	→
Quarter ending June 2017	3,924	↓
Quarter ending September 2017	3,850	↓
Variance since September 2016	(4.1%)	↓



ACTIVITY

Cumulative percentage of contracted UDA delivered 2017 & 2018



Month	Adjusted Scheduled Activity (UDA)	
	2017	2018
April	-150	287
May	671	1,118
June	702	1,558
July	733	2,610
August	3,379	3,468
September	5,122	4,302
October	6,224	
November	7,264	
December	8,226	
January	9,055	
February	10,278	
March	12,060	
April	13,088	
May	13,091	
June	13,099	

QUALITY

	Quantity	Base Number	Contract	AT	Region	England
% of FP17s for the same patient ID Re-attending within 3 months - Children	48	575	8.3%	10.4%	11.6%	11.9%
% of FP17s for the same patient ID Re-attending within 3 months - Adults	433	2,144	20.2%	14.2%	15.2%	15.9%
% of FP17s for the same patient ID Re-attending between 3 & 9 months - Children	362	575	63.0%	61.8%	59.1%	58.1%
% of FP17s for the same patient ID Re-attending between 3 & 9 months - Adults	1,205	2,144	56.2%	55.7%	51.7%	50.6%
% of FP17s for Band 1 Urgent Courses	225	2,328	9.7%	7.3%	8.0%	9.1%
% of FP17s Relating to Free Repair or Replacements	44	2,328	1.9%	0.8%	0.8%	0.8%
% of FP17s Relating to Continuations	64	2,328	2.7%	1.3%	1.0%	1.1%
% of Patients satisfied with the dentistry they have received	9	9	N/A	90.7%	91.5%	91.4%
% of Patients satisfied with the time they had to wait for an appointment	9	9	N/A	86.7%	88.2%	87.7%

* This is based on patients treated on this contract for their most recent course of treatment. Figures in italics indicate the base number of FP17s or Patient Questionnaire responses are less than 100. N/A is shown where the base number of responses is less than 10 during the period. % is calculated as Quantity/Base number*100

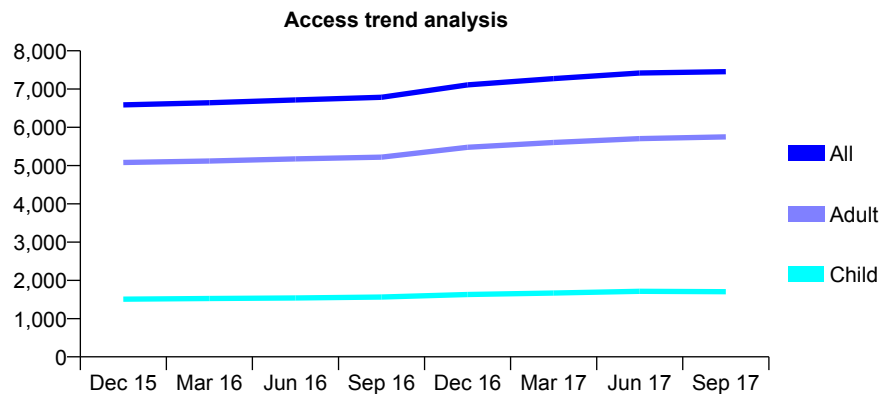
Q55 - Vital Signs At a Glance Contract Report for 577421/0001 - September 2017

Name or company name	MISS AC PETERSON
Contract type name	GDS Contract
Purpose of contract	General
Contract start date	01/04/2006
Contract end date	

17/18 Contracted general activity (UDA)	15,515
Carry forward general activity (UDA)	0
17/18 Contracted orthodontic activity (UOA)	0
Carry forward orthodontic activity (UOA)	0
Baseline contract value	£437,644.61

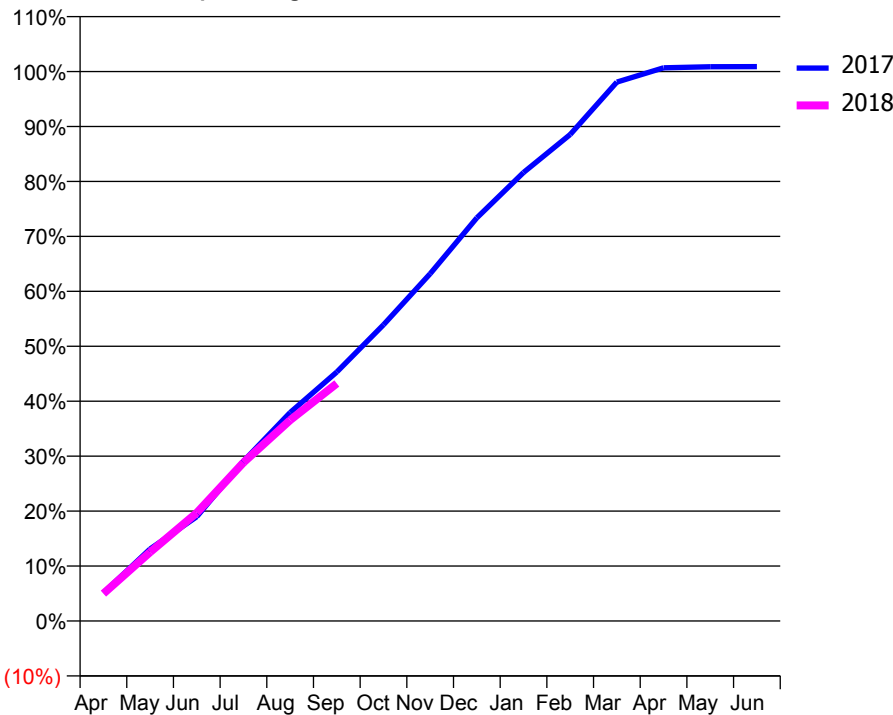
ACCESS*

Patients seen in 24 months	Total	Change since previous quarter
Quarter ending September 2016	6,784	
Quarter ending December 2016	7,109	↑
Quarter ending March 2017	7,272	↑
Quarter ending June 2017	7,418	↑
Quarter ending September 2017	7,455	→
Variance since September 2016	9.9%	↑



ACTIVITY

Cumulative percentage of contracted UDA delivered 2017 & 2018



Month	Adjusted Scheduled Activity (UDA)	
	2017	2018
April	846	774
May	2,166	1,946
June	3,137	3,054
July	4,803	4,476
August	6,265	5,673
September	7,484	6,706
October	8,901	
November	10,436	
December	12,116	
January	13,478	
February	14,623	
March	16,198	
April	16,627	
May	16,656	
June	16,663	

QUALITY

	Quantity	Base Number	Contract	AT	Region	England
% of FP17s for the same patient ID Re-attending within 3 months - Children	59	1,139	5.2%	10.4%	11.6%	11.9%
% of FP17s for the same patient ID Re-attending within 3 months - Adults	437	3,704	11.8%	14.2%	15.2%	15.9%
% of FP17s for the same patient ID Re-attending between 3 & 9 months - Children	674	1,139	59.2%	61.8%	59.1%	58.1%
% of FP17s for the same patient ID Re-attending between 3 & 9 months - Adults	1,956	3,704	52.8%	55.7%	51.7%	50.6%
% of FP17s for Band 1 Urgent Courses	161	3,465	4.6%	7.3%	8.0%	9.1%
% of FP17s Relating to Free Repair or Replacements	58	3,465	1.7%	0.8%	0.8%	0.8%
% of FP17s Relating to Continuations	52	3,465	1.5%	1.3%	1.0%	1.1%
% of Patients satisfied with the dentistry they have received	24	24	100.0%	90.7%	91.5%	91.4%
% of Patients satisfied with the time they had to wait for an appointment	21	24	87.5%	86.7%	88.2%	87.7%

* This is based on patients treated on this contract for their most recent course of treatment. Figures in italics indicate the base number of FP17s or Patient Questionnaire responses are less than 100. N/A is shown where the base number of responses is less than 10 during the period. % is calculated as Quantity/Base number*100

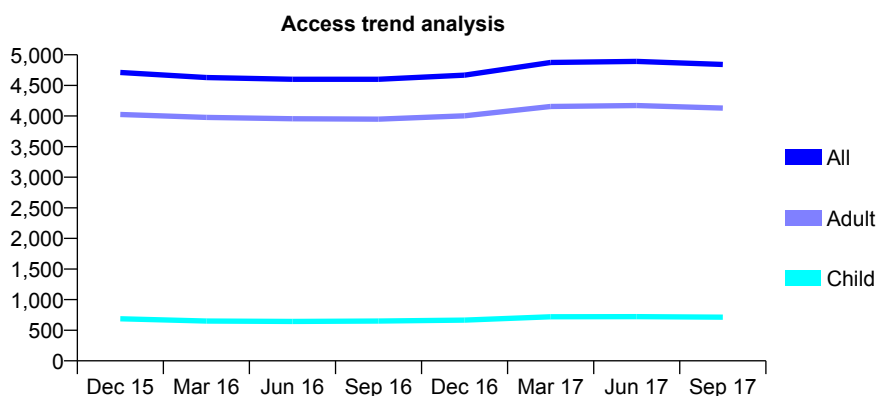
Q55 - Vital Signs At a Glance Contract Report for 612715/0001 - September 2017

Name or company name	MRS A POONI
Contract type name	GDS Contract
Purpose of contract	General
Contract start date	01/02/2010
Contract end date	

17/18 Contracted general activity (UDA)	13,207
Carry forward general activity (UDA)	0
17/18 Contracted orthodontic activity (UOA)	0
Carry forward orthodontic activity (UOA)	0
Baseline contract value	£271,495.49

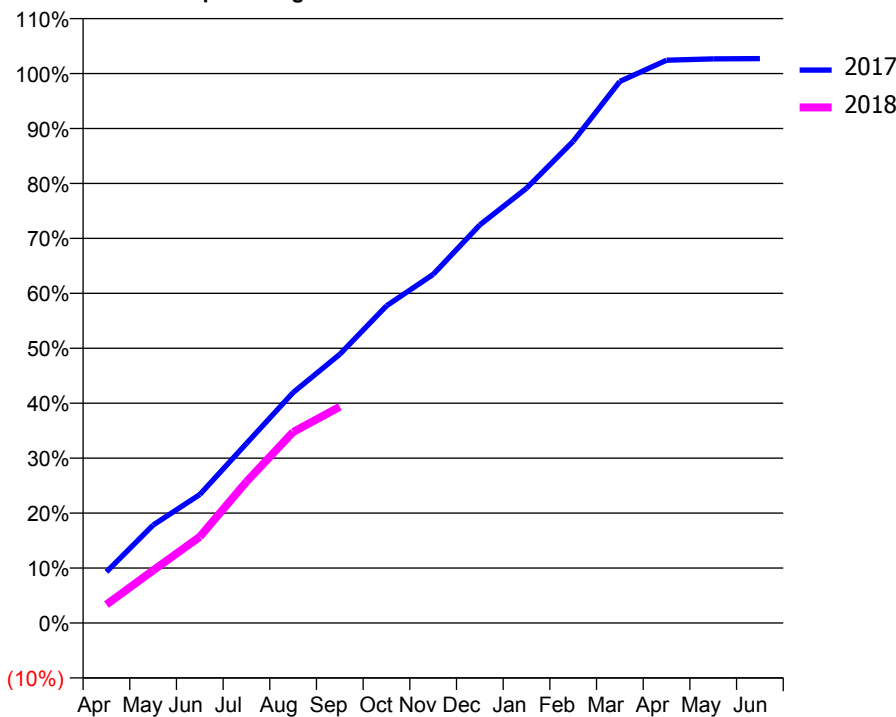
ACCESS*

Patients seen in 24 months	Total	Change since previous quarter
Quarter ending September 2016	4,600	
Quarter ending December 2016	4,668	→
Quarter ending March 2017	4,875	↑
Quarter ending June 2017	4,893	→
Quarter ending September 2017	4,842	↓
Variance since September 2016	5.3%	↑



ACTIVITY

Cumulative percentage of contracted UDA delivered 2017 & 2018



Adjusted Scheduled Activity (UDA)

Month	2017	2018
April	1,324	443
May	2,534	1,265
June	3,321	2,073
July	4,641	3,397
August	5,959	4,591
September	6,949	5,198
October	8,201	
November	9,013	
December	10,294	
January	11,242	
February	12,454	
March	14,004	
April	14,552	
May	14,585	
June	14,592	

QUALITY

	Quantity	Base Number	Contract	AT	Region	England
% of FP17s for the same patient ID Re-attending within 3 months - Children	27	457	5.9%	10.4%	11.6%	11.9%
% of FP17s for the same patient ID Re-attending within 3 months - Adults	312	2,524	12.4%	14.2%	15.2%	15.9%
% of FP17s for the same patient ID Re-attending between 3 & 9 months - Children	273	457	59.7%	61.8%	59.1%	58.1%
% of FP17s for the same patient ID Re-attending between 3 & 9 months - Adults	1,404	2,524	55.6%	55.7%	51.7%	50.6%
% of FP17s for Band 1 Urgent Courses	201	2,672	7.5%	7.3%	8.0%	9.1%
% of FP17s Relating to Free Repair or Replacements	22	2,672	0.8%	0.8%	0.8%	0.8%
% of FP17s Relating to Continuations	14	2,672	0.5%	1.3%	1.0%	1.1%
% of Patients satisfied with the dentistry they have received	8	8	N/A	90.7%	91.5%	91.4%
% of Patients satisfied with the time they had to wait for an appointment	8	8	N/A	86.7%	88.2%	87.7%

* This is based on patients treated on this contract for their most recent course of treatment. Figures in italics indicate the base number of FP17s or Patient Questionnaire responses are less than 100. N/A is shown where the base number of responses is less than 10 during the period. % is calculated as Quantity/Base number*100

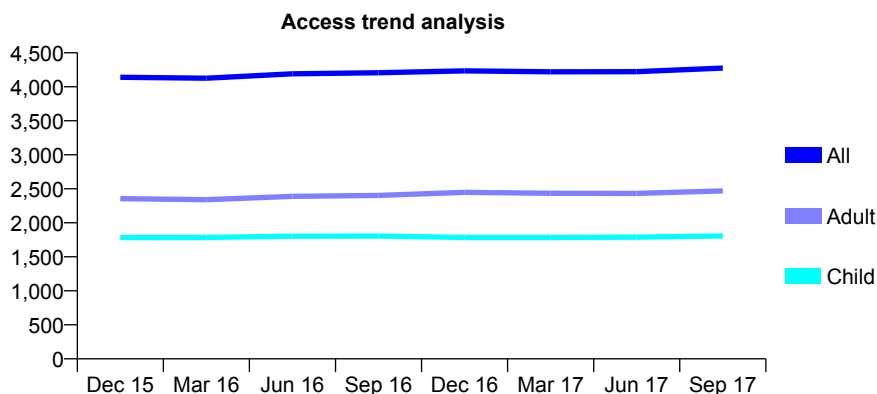
Q55 - Vital Signs At a Glance Contract Report for 651281/0001 - September 2017

Name or company name	MR GC SAVVA
Contract type name	GDS Contract
Purpose of contract	General
Contract start date	01/04/2006
Contract end date	

17/18 Contracted general activity (UDA)	10,000
Carry forward general activity (UDA)	0
17/18 Contracted orthodontic activity (UOA)	0
Carry forward orthodontic activity (UOA)	0
Baseline contract value	£249,535.83

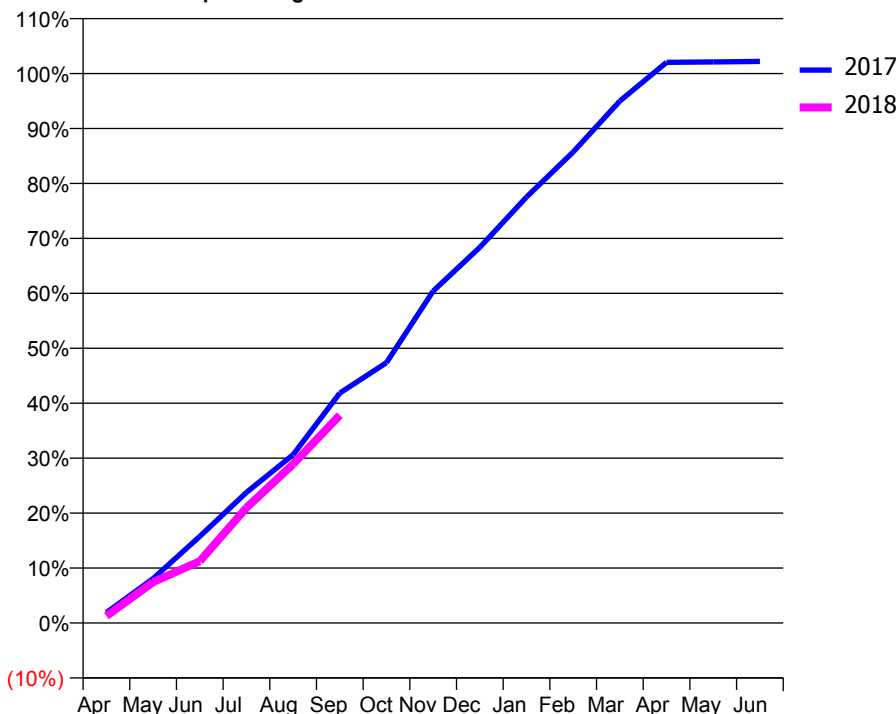
ACCESS*

Patients seen in 24 months	Total	Change since previous quarter
Quarter ending September 2016	4,206	
Quarter ending December 2016	4,234	→
Quarter ending March 2017	4,220	→
Quarter ending June 2017	4,223	→
Quarter ending September 2017	4,275	→
Variance since September 2016	1.6%	→



ACTIVITY

Cumulative percentage of contracted UDA delivered 2017 & 2018



Month	Adjusted Scheduled Activity (UDA)	
	2017	2018
April	182	128
May	769	744
June	1,497	1,124
July	2,259	2,098
August	2,911	2,891
September	3,976	3,781
October	4,500	
November	5,739	
December	6,496	
January	7,365	
February	8,143	
March	9,024	
April	9,692	
May	9,699	
June	9,709	

QUALITY

	Quantity	Base Number	Contract	AT	Region	England
% of FP17s for the same patient ID Re-attending within 3 months - Children	123	1,504	8.2%	10.4%	11.6%	11.9%
% of FP17s for the same patient ID Re-attending within 3 months - Adults	184	1,622	11.3%	14.2%	15.2%	15.9%
% of FP17s for the same patient ID Re-attending between 3 & 9 months - Children	1,044	1,504	69.4%	61.8%	59.1%	58.1%
% of FP17s for the same patient ID Re-attending between 3 & 9 months - Adults	1,095	1,622	67.5%	55.7%	51.7%	50.6%
% of FP17s for Band 1 Urgent Courses	118	2,447	4.8%	7.3%	8.0%	9.1%
% of FP17s Relating to Free Repair or Replacements	12	2,447	0.5%	0.8%	0.8%	0.8%
% of FP17s Relating to Continuations	4	2,447	0.2%	1.3%	1.0%	1.1%
% of Patients satisfied with the dentistry they have received	3	4	N/A	90.7%	91.5%	91.4%
% of Patients satisfied with the time they had to wait for an appointment	4	4	N/A	86.7%	88.2%	87.7%

* This is based on patients treated on this contract for their most recent course of treatment. Figures in italics indicate the base number of FP17s or Patient Questionnaire responses are less than 100. N/A is shown where the base number of responses is less than 10 during the period. % is calculated as Quantity/Base number*100

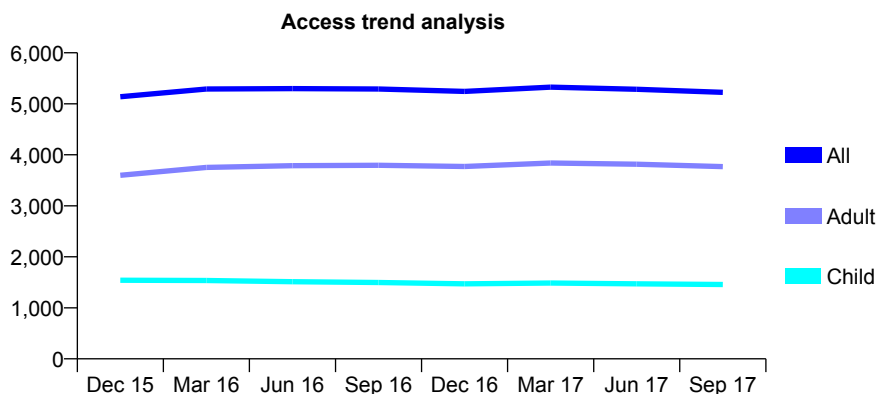
Q55 - Vital Signs At a Glance Contract Report for 653861/0001 - September 2017

Name or company name	MR AF CHALMERS
Contract type name	GDS Contract
Purpose of contract	General and Orthodontic
Contract start date	01/04/2006
Contract end date	

17/18 Contracted general activity (UDA)	15,500
Carry forward general activity (UDA)	0
17/18 Contracted orthodontic activity (UOA)	590
Carry forward orthodontic activity (UOA)	0
Baseline contract value	£460,661.75

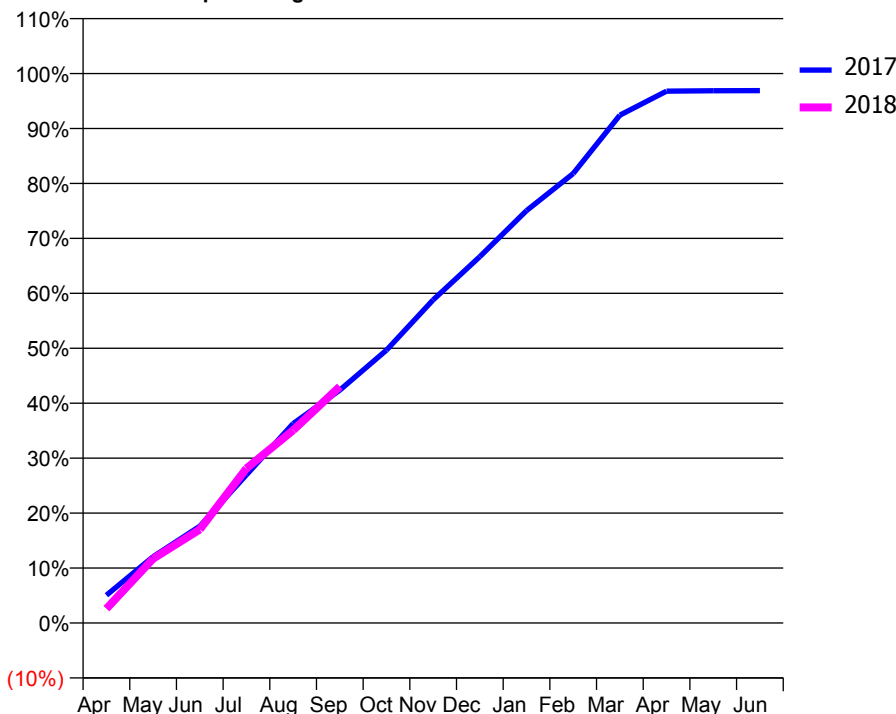
ACCESS*

Patients seen in 24 months	Total	Change since previous quarter
Quarter ending September 2016	5,291	
Quarter ending December 2016	5,242	→
Quarter ending March 2017	5,326	→
Quarter ending June 2017	5,286	→
Quarter ending September 2017	5,226	↓
Variance since September 2016	(1.2%)	↓



ACTIVITY

Cumulative percentage of contracted UDA delivered 2017 & 2018



Month	Adjusted Scheduled Activity (UDA)	
	2017	2018
April	782	405
May	1,870	1,814
June	2,730	2,640
July	4,182	4,363
August	5,623	5,436
September	6,569	6,669
October	7,699	
November	9,115	
December	10,333	
January	11,632	
February	12,678	
March	14,326	
April	15,002	
May	15,013	
June	15,018	

QUALITY

	Quantity	Base Number	Contract	AT	Region	England
% of FP17s for the same patient ID Re-attending within 3 months - Children	145	1,357	10.7%	10.4%	11.6%	11.9%
% of FP17s for the same patient ID Re-attending within 3 months - Adults	516	3,037	17.0%	14.2%	15.2%	15.9%
% of FP17s for the same patient ID Re-attending between 3 & 9 months - Children	993	1,357	73.2%	61.8%	59.1%	58.1%
% of FP17s for the same patient ID Re-attending between 3 & 9 months - Adults	1,987	3,037	65.4%	55.7%	51.7%	50.6%
% of FP17s for Band 1 Urgent Courses	321	4,009	8.0%	7.3%	8.0%	9.1%
% of FP17s Relating to Free Repair or Replacements	25	4,009	0.6%	0.8%	0.8%	0.8%
% of FP17s Relating to Continuations	17	4,009	0.4%	1.3%	1.0%	1.1%
% of Patients satisfied with the dentistry they have received	15	16	93.8%	90.7%	91.5%	91.4%
% of Patients satisfied with the time they had to wait for an appointment	14	16	87.5%	86.7%	88.2%	87.7%

* This is based on patients treated on this contract for their most recent course of treatment. Figures in italics indicate the base number of FP17s or Patient Questionnaire responses are less than 100. N/A is shown where the base number of responses is less than 10 during the period. % is calculated as Quantity/Base number*100

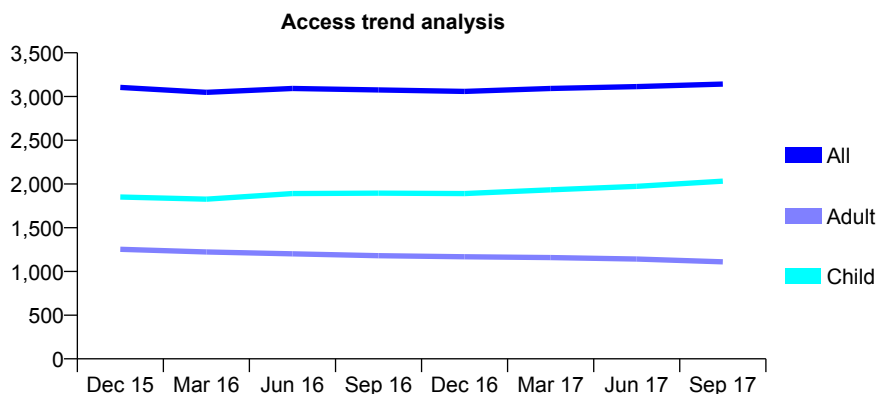
Q55 - Vital Signs At a Glance Contract Report for 673838/0001 - September 2017

Name or company name	MR JF HUME-SPRY
Contract type name	GDS Contract
Purpose of contract	General
Contract start date	01/04/2006
Contract end date	

17/18 Contracted general activity (UDA)	7,875
Carry forward general activity (UDA)	0
17/18 Contracted orthodontic activity (UOA)	0
Carry forward orthodontic activity (UOA)	0
Baseline contract value	£181,520.39

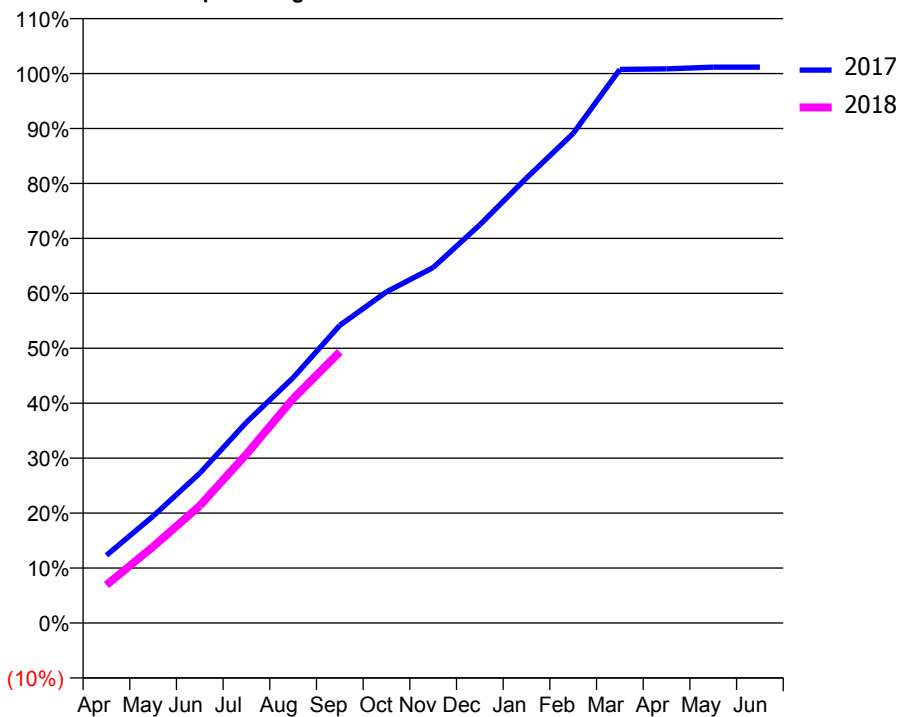
ACCESS*

Patients seen in 24 months	Total	Change since previous quarter
Quarter ending September 2016	3,075	
Quarter ending December 2016	3,058	→
Quarter ending March 2017	3,092	→
Quarter ending June 2017	3,113	→
Quarter ending September 2017	3,142	→
Variance since September 2016	2.2%	↑



ACTIVITY

Cumulative percentage of contracted UDA delivered 2017 & 2018



Month	Adjusted Scheduled Activity (UDA)	
	2017	2018
April	970	545
May	1,533	1,095
June	2,147	1,680
July	2,877	2,420
August	3,514	3,214
September	4,265	3,886
October	4,747	
November	5,094	
December	5,708	
January	6,379	
February	7,015	
March	7,934	
April	7,941	
May	7,965	
June	7,965	

QUALITY

	Quantity	Base Number	Contract	AT	Region	England
% of FP17s for the same patient ID Re-attending within 3 months - Children	111	1,657	6.7%	10.4%	11.6%	11.9%
% of FP17s for the same patient ID Re-attending within 3 months - Adults	98	732	13.4%	14.2%	15.2%	15.9%
% of FP17s for the same patient ID Re-attending between 3 & 9 months - Children	1,094	1,657	66.0%	61.8%	59.1%	58.1%
% of FP17s for the same patient ID Re-attending between 3 & 9 months - Adults	476	732	65.0%	55.7%	51.7%	50.6%
% of FP17s for Band 1 Urgent Courses	59	2,364	2.5%	7.3%	8.0%	9.1%
% of FP17s Relating to Free Repair or Replacements	3	2,364	0.1%	0.8%	0.8%	0.8%
% of FP17s Relating to Continuations	38	2,364	1.6%	1.3%	1.0%	1.1%
% of Patients satisfied with the dentistry they have received	9	9	N/A	90.7%	91.5%	91.4%
% of Patients satisfied with the time they had to wait for an appointment	9	9	N/A	86.7%	88.2%	87.7%

* This is based on patients treated on this contract for their most recent course of treatment. Figures in italics indicate the base number of FP17s or Patient Questionnaire responses are less than 100. N/A is shown where the base number of responses is less than 10 during the period. % is calculated as Quantity/Base number*100

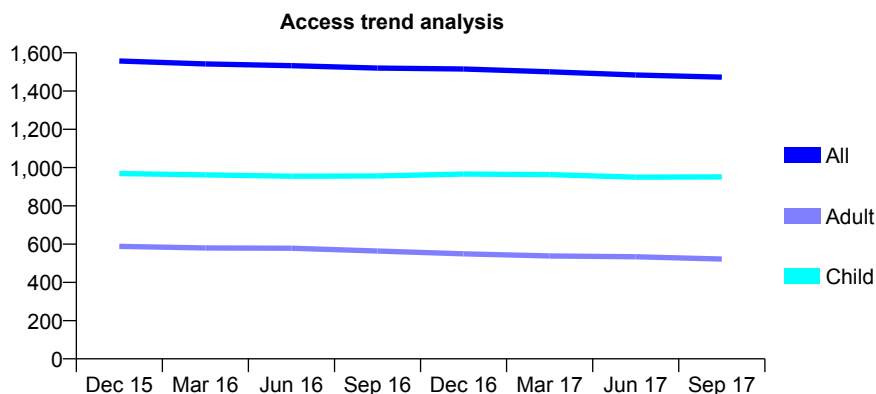
Q55 - Vital Signs At a Glance Contract Report for 673862/0002 - September 2017

Name or company name	MR SC PEARCE
Contract type name	GDS Contract
Purpose of contract	General
Contract start date	01/04/2006
Contract end date	

17/18 Contracted general activity (UDA)	5,223
Carry forward general activity (UDA)	0
17/18 Contracted orthodontic activity (UOA)	0
Carry forward orthodontic activity (UOA)	0
Baseline contract value	£120,344.08

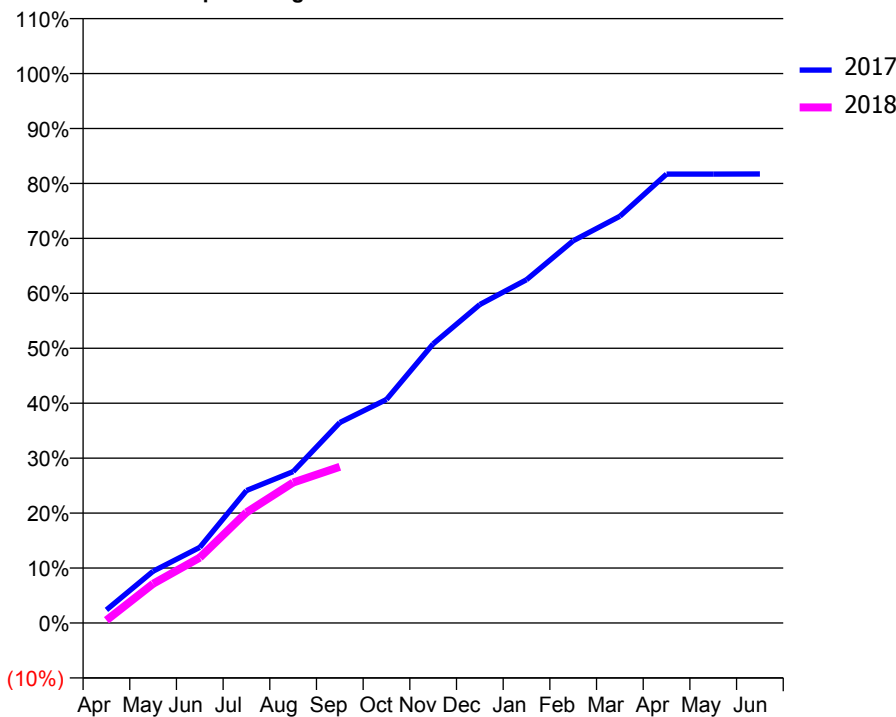
ACCESS*

Patients seen in 24 months	Total	Change since previous quarter
Quarter ending September 2016	1,520	
Quarter ending December 2016	1,515	→
Quarter ending March 2017	1,501	→
Quarter ending June 2017	1,484	↓
Quarter ending September 2017	1,473	→
Variance since September 2016	(3.1%)	↓



ACTIVITY

Cumulative percentage of contracted UDA delivered 2017 & 2018



Adjusted Scheduled Activity (UDA)

Month	2017	2018
April	125	27
May	493	373
June	720	622
July	1,259	1,051
August	1,439	1,335
September	1,905	1,485
October	2,124	
November	2,654	
December	3,028	
January	3,263	
February	3,633	
March	3,866	
April	4,267	
May	4,267	
June	4,268	

QUALITY

	Quantity	Base Number	Contract	AT	Region	England
% of FP17s for the same patient ID Re-attending within 3 months - Children	115	886	13.0%	10.4%	11.6%	11.9%
% of FP17s for the same patient ID Re-attending within 3 months - Adults	88	363	24.2%	14.2%	15.2%	15.9%
% of FP17s for the same patient ID Re-attending between 3 & 9 months - Children	633	886	71.4%	61.8%	59.1%	58.1%
% of FP17s for the same patient ID Re-attending between 3 & 9 months - Adults	228	363	62.8%	55.7%	51.7%	50.6%
% of FP17s for Band 1 Urgent Courses	56	1,020	5.5%	7.3%	8.0%	9.1%
% of FP17s Relating to Free Repair or Replacements	0	1,020	0.0%	0.8%	0.8%	0.8%
% of FP17s Relating to Continuations	0	1,020	0.0%	1.3%	1.0%	1.1%
% of Patients satisfied with the dentistry they have received	0	0	N/A	90.7%	91.5%	91.4%
% of Patients satisfied with the time they had to wait for an appointment	0	0	N/A	86.7%	88.2%	87.7%

* This is based on patients treated on this contract for their most recent course of treatment. Figures in italics indicate the base number of FP17s or Patient Questionnaire responses are less than 100. N/A is shown where the base number of responses is less than 10 during the period. % is calculated as Quantity/Base number*100

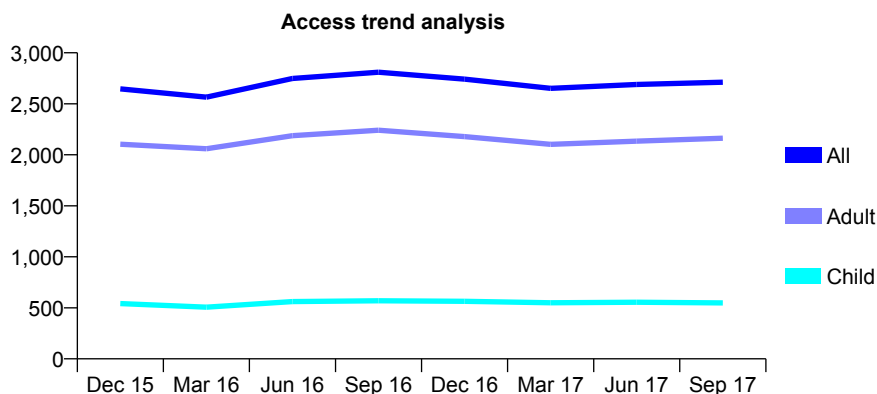
Q55 - Vital Signs At a Glance Contract Report for 674427/0001 - September 2017

Name or company name	MR N SHAW
Contract type name	GDS Contract
Purpose of contract	General
Contract start date	01/10/2007
Contract end date	

17/18 Contracted general activity (UDA)	9,028
Carry forward general activity (UDA)	0
17/18 Contracted orthodontic activity (UOA)	0
Carry forward orthodontic activity (UOA)	0
Baseline contract value	£252,914.91

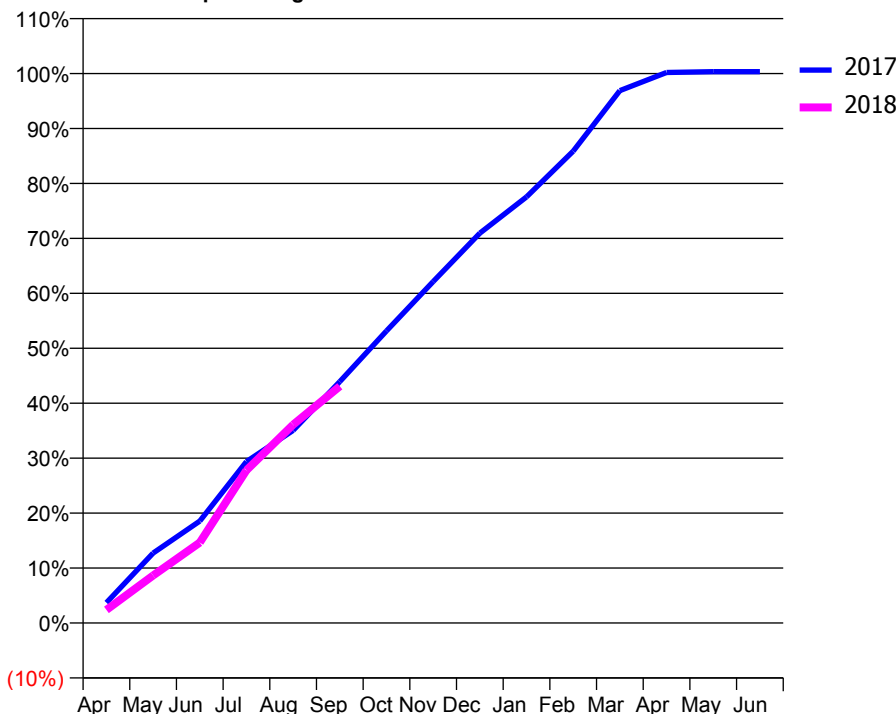
ACCESS*

Patients seen in 24 months	Total	Change since previous quarter
Quarter ending September 2016	2,810	
Quarter ending December 2016	2,742	↓
Quarter ending March 2017	2,652	↓
Quarter ending June 2017	2,689	→
Quarter ending September 2017	2,712	→
Variance since September 2016	(3.5%)	↓



ACTIVITY

Cumulative percentage of contracted UDA delivered 2017 & 2018



Month	Adjusted Scheduled Activity (UDA)	
	2017	2018
April	335	216
May	1,149	781
June	1,674	1,322
July	2,653	2,510
August	3,165	3,259
September	3,967	3,890
October	4,799	
November	5,609	
December	6,405	
January	7,000	
February	7,752	
March	8,748	
April	9,045	
May	9,059	
June	9,059	

QUALITY

	Quantity	Base Number	Contract	AT	Region	England
% of FP17s for the same patient ID Re-attending within 3 months - Children	29	520	5.6%	10.4%	11.6%	11.9%
% of FP17s for the same patient ID Re-attending within 3 months - Adults	197	1,803	10.9%	14.2%	15.2%	15.9%
% of FP17s for the same patient ID Re-attending between 3 & 9 months - Children	325	520	62.5%	61.8%	59.1%	58.1%
% of FP17s for the same patient ID Re-attending between 3 & 9 months - Adults	1,040	1,803	57.7%	55.7%	51.7%	50.6%
% of FP17s for Band 1 Urgent Courses	53	2,150	2.5%	7.3%	8.0%	9.1%
% of FP17s Relating to Free Repair or Replacements	3	2,150	0.1%	0.8%	0.8%	0.8%
% of FP17s Relating to Continuations	41	2,150	1.9%	1.3%	1.0%	1.1%
% of Patients satisfied with the dentistry they have received	7	8	N/A	90.7%	91.5%	91.4%
% of Patients satisfied with the time they had to wait for an appointment	8	8	N/A	86.7%	88.2%	87.7%

* This is based on patients treated on this contract for their most recent course of treatment. Figures in italics indicate the base number of FP17s or Patient Questionnaire responses are less than 100. N/A is shown where the base number of responses is less than 10 during the period. % is calculated as Quantity/Base number*100

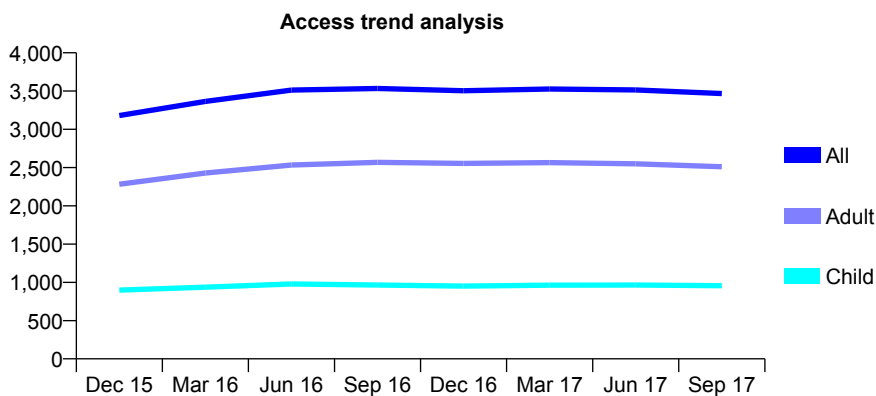
Q55 - Vital Signs At a Glance Contract Report for 677043/0001 - September 2017

Name or company name	MR D BYWATER
Contract type name	GDS Contract
Purpose of contract	General
Contract start date	01/04/2006
Contract end date	

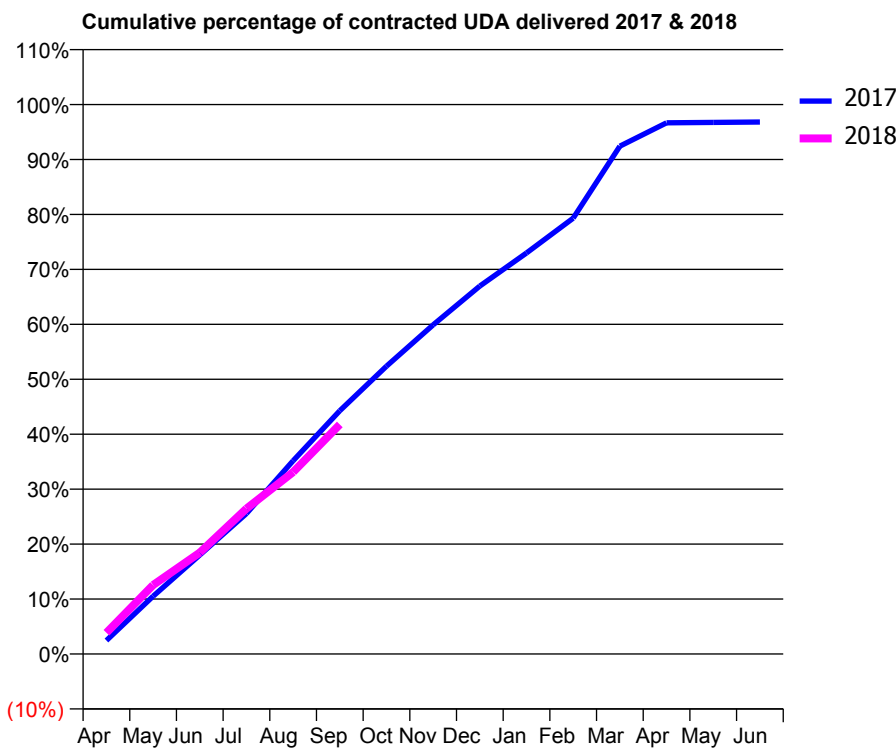
17/18 Contracted general activity (UDA)	10,505
Carry forward general activity (UDA)	0
17/18 Contracted orthodontic activity (UOA)	0
Carry forward orthodontic activity (UOA)	0
Baseline contract value	£272,873.52

ACCESS*

Patients seen in 24 months	Total	Change since previous quarter
Quarter ending September 2016	3,534	
Quarter ending December 2016	3,505	→
Quarter ending March 2017	3,527	→
Quarter ending June 2017	3,514	→
Quarter ending September 2017	3,467	↓
Variance since September 2016	(1.9%)	↓



ACTIVITY



Month	Adjusted Scheduled Activity (UDA)	
	2017	2018
April	275	406
May	1,178	1,318
June	2,017	1,938
July	2,863	2,781
August	3,936	3,479
September	4,956	4,389
October	5,863	
November	6,705	
December	7,496	
January	8,169	
February	8,877	
March	10,346	
April	10,821	
May	10,828	
June	10,835	

QUALITY

	Quantity	Base Number	Contract	AT	Region	England
% of FP17s for the same patient ID Re-attending within 3 months - Children	43	706	6.1%	10.4%	11.6%	11.9%
% of FP17s for the same patient ID Re-attending within 3 months - Adults	390	1,943	20.1%	14.2%	15.2%	15.9%
% of FP17s for the same patient ID Re-attending between 3 & 9 months - Children	436	706	61.8%	61.8%	59.1%	58.1%
% of FP17s for the same patient ID Re-attending between 3 & 9 months - Adults	1,183	1,943	60.9%	55.7%	51.7%	50.6%
% of FP17s for Band 1 Urgent Courses	161	2,408	6.7%	7.3%	8.0%	9.1%
% of FP17s Relating to Free Repair or Replacements	38	2,408	1.6%	0.8%	0.8%	0.8%
% of FP17s Relating to Continuations	1	2,408	0.0%	1.3%	1.0%	1.1%
% of Patients satisfied with the dentistry they have received	10	11	90.9%	90.7%	91.5%	91.4%
% of Patients satisfied with the time they had to wait for an appointment	11	11	100.0%	86.7%	88.2%	87.7%

* This is based on patients treated on this contract for their most recent course of treatment. Figures in italics indicate the base number of FP17s or Patient Questionnaire responses are less than 100. N/A is shown where the base number of responses is less than 10 during the period. % is calculated as Quantity/Base number*100

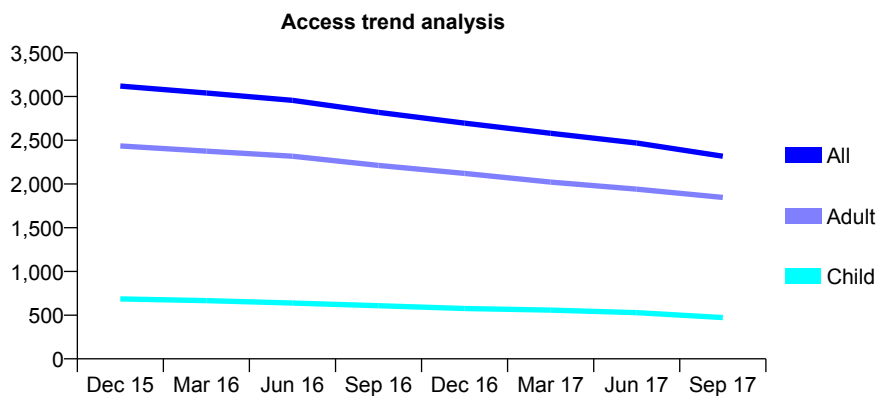
Q55 - Vital Signs At a Glance Contract Report for 677647/0001 - September 2017

Name or company name	MRS S PIENAAR
Contract type name	GDS Contract
Purpose of contract	General
Contract start date	01/10/2007
Contract end date	

17/18 Contracted general activity (UDA)	10,656
Carry forward general activity (UDA)	0
17/18 Contracted orthodontic activity (UOA)	0
Carry forward orthodontic activity (UOA)	0
Baseline contract value	£254,826.34

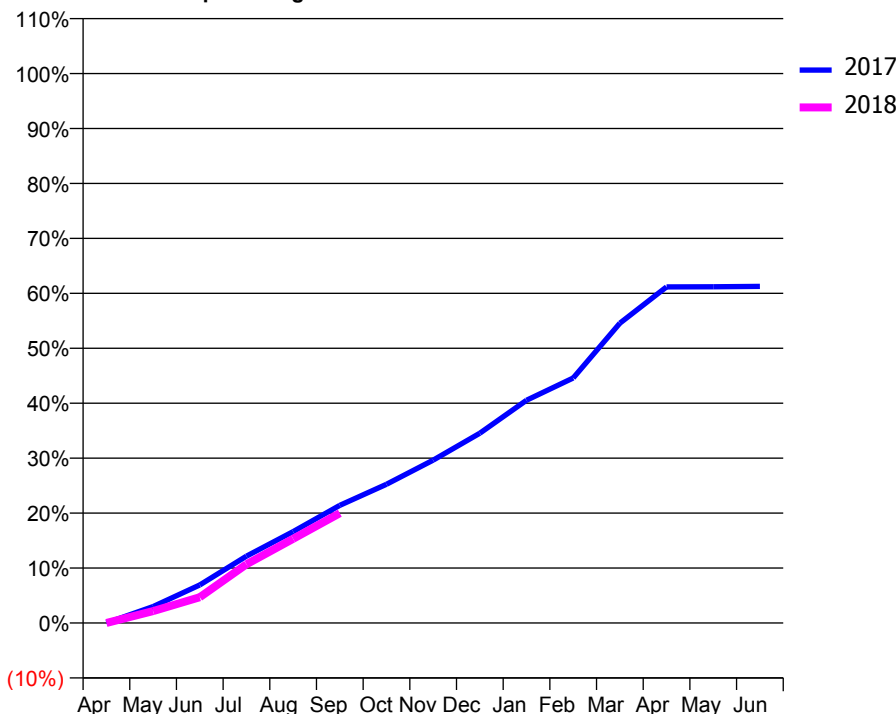
ACCESS*

Patients seen in 24 months	Total	Change since previous quarter
Quarter ending September 2016	2,819	
Quarter ending December 2016	2,696	↓
Quarter ending March 2017	2,579	↓
Quarter ending June 2017	2,469	↓
Quarter ending September 2017	2,318	↓
Variance since September 2016	(17.8%)	↓



ACTIVITY

Cumulative percentage of contracted UDA delivered 2017 & 2018



Adjusted Scheduled Activity (UDA)

Month	2017	2018
April	0	0
May	320	231
June	738	500
July	1,296	1,139
August	1,772	1,634
September	2,282	2,129
October	2,691	
November	3,158	
December	3,681	
January	4,319	
February	4,751	
March	5,814	
April	6,519	
May	6,521	
June	6,529	

QUALITY

	Quantity	Base Number	Contract	AT	Region	England
% of FP17s for the same patient ID Re-attending within 3 months - Children	9	175	5.1%	10.4%	11.6%	11.9%
% of FP17s for the same patient ID Re-attending within 3 months - Adults	181	1,074	16.9%	14.2%	15.2%	15.9%
% of FP17s for the same patient ID Re-attending between 3 & 9 months - Children	37	175	21.1%	61.8%	59.1%	58.1%
% of FP17s for the same patient ID Re-attending between 3 & 9 months - Adults	424	1,074	39.5%	55.7%	51.7%	50.6%
% of FP17s for Band 1 Urgent Courses	29	1,007	2.9%	7.3%	8.0%	9.1%
% of FP17s Relating to Free Repair or Replacements	7	1,007	0.7%	0.8%	0.8%	0.8%
% of FP17s Relating to Continuations	28	1,007	2.8%	1.3%	1.0%	1.1%
% of Patients satisfied with the dentistry they have received	3	6	N/A	90.7%	91.5%	91.4%
% of Patients satisfied with the time they had to wait for an appointment	3	6	N/A	86.7%	88.2%	87.7%

* This is based on patients treated on this contract for their most recent course of treatment. Figures in italics indicate the base number of FP17s or Patient Questionnaire responses are less than 100. N/A is shown where the base number of responses is less than 10 during the period. % is calculated as Quantity/Base number*100

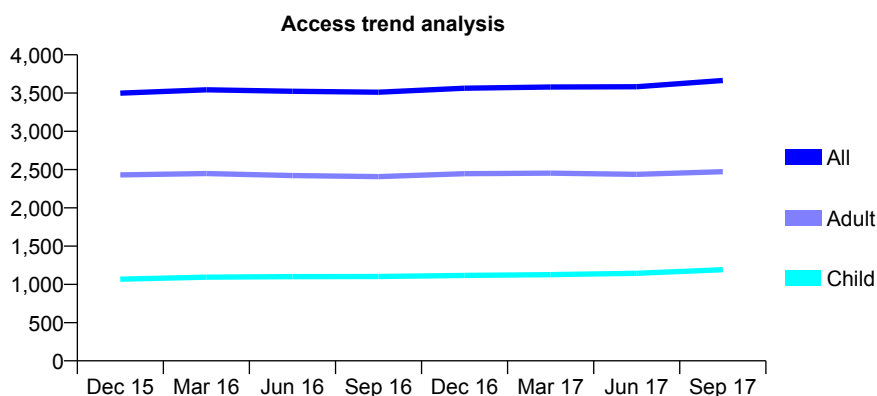
Q55 - Vital Signs At a Glance Contract Report for 679879/0001 - September 2017

Name or company name	MISS F SEZAVAR SHOKOH
Contract type name	GDS Contract
Purpose of contract	General
Contract start date	01/04/2006
Contract end date	

17/18 Contracted general activity (UDA)	14,388
Carry forward general activity (UDA)	0
17/18 Contracted orthodontic activity (UOA)	0
Carry forward orthodontic activity (UOA)	0
Baseline contract value	£355,715.62

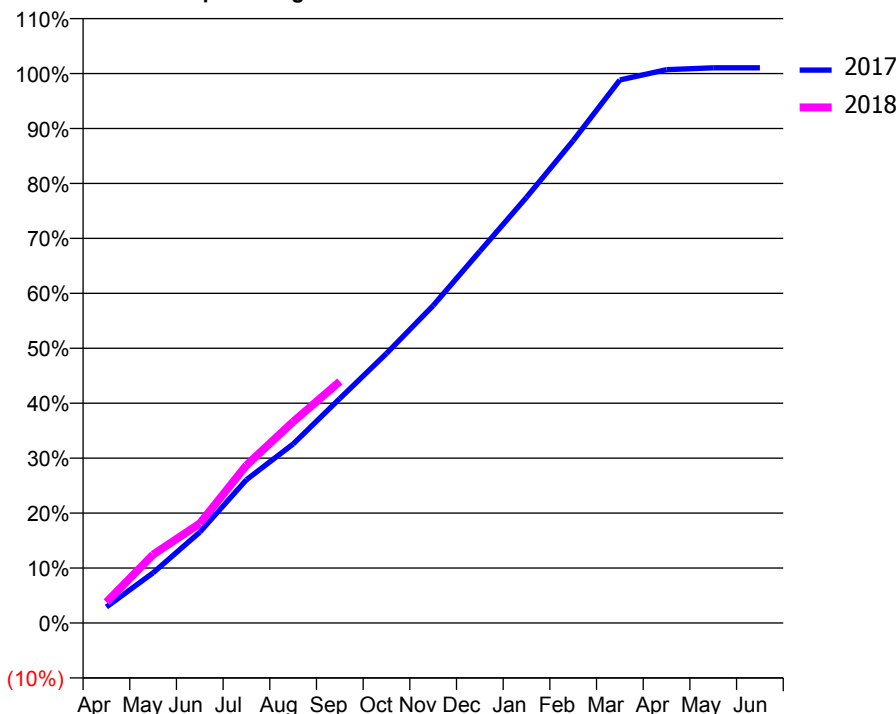
ACCESS*

Patients seen in 24 months	Total	Change since previous quarter
Quarter ending September 2016	3,511	
Quarter ending December 2016	3,563	→
Quarter ending March 2017	3,579	→
Quarter ending June 2017	3,582	→
Quarter ending September 2017	3,664	↑
Variance since September 2016	4.4%	↑



ACTIVITY

Cumulative percentage of contracted UDA delivered 2017 & 2018



Month	Adjusted Scheduled Activity (UDA)	
	2017	2018
April	421	547
May	1,315	1,793
June	2,379	2,607
July	3,750	4,133
August	4,687	5,270
September	5,879	6,324
October	7,057	
November	8,313	
December	9,733	
January	11,146	
February	12,630	
March	14,219	
April	14,487	
May	14,536	
June	14,537	

QUALITY

	Quantity	Base Number	Contract	AT	Region	England
% of FP17s for the same patient ID Re-attending within 3 months - Children	63	839	7.5%	10.4%	11.6%	11.9%
% of FP17s for the same patient ID Re-attending within 3 months - Adults	263	1,673	15.7%	14.2%	15.2%	15.9%
% of FP17s for the same patient ID Re-attending between 3 & 9 months - Children	473	839	56.4%	61.8%	59.1%	58.1%
% of FP17s for the same patient ID Re-attending between 3 & 9 months - Adults	877	1,673	52.4%	55.7%	51.7%	50.6%
% of FP17s for Band 1 Urgent Courses	223	2,396	9.3%	7.3%	8.0%	9.1%
% of FP17s Relating to Free Repair or Replacements	32	2,396	1.3%	0.8%	0.8%	0.8%
% of FP17s Relating to Continuations	0	2,396	0.0%	1.3%	1.0%	1.1%
% of Patients satisfied with the dentistry they have received	4	5	N/A	90.7%	91.5%	91.4%
% of Patients satisfied with the time they had to wait for an appointment	5	5	N/A	86.7%	88.2%	87.7%

* This is based on patients treated on this contract for their most recent course of treatment. Figures in italics indicate the base number of FP17s or Patient Questionnaire responses are less than 100. N/A is shown where the base number of responses is less than 10 during the period. % is calculated as Quantity/Base number*100

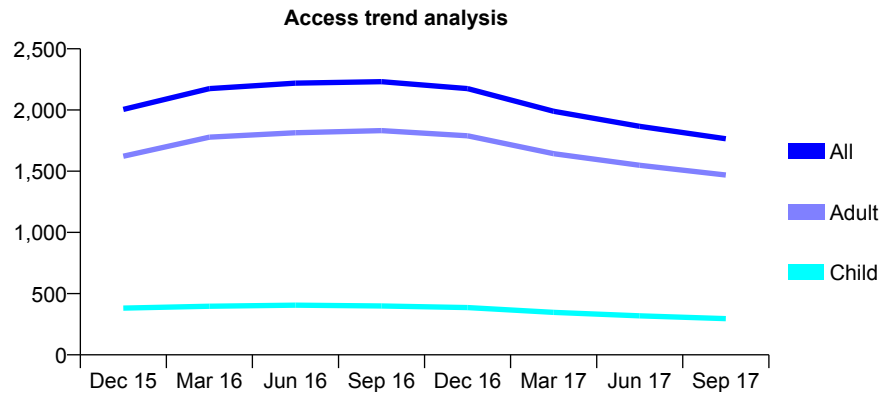
Q55 - Vital Signs At a Glance Contract Report for 681814/0003 - September 2017

Name or company name	MR E CUNNINGHAM
Contract type name	GDS Contract
Purpose of contract	General
Contract start date	01/12/2014
Contract end date	30/09/2017

17/18 Contracted general activity (UDA)	4,200
Carry forward general activity (UDA)	0
17/18 Contracted orthodontic activity (UOA)	0
Carry forward orthodontic activity (UOA)	0
Baseline contract value	£94,022.80

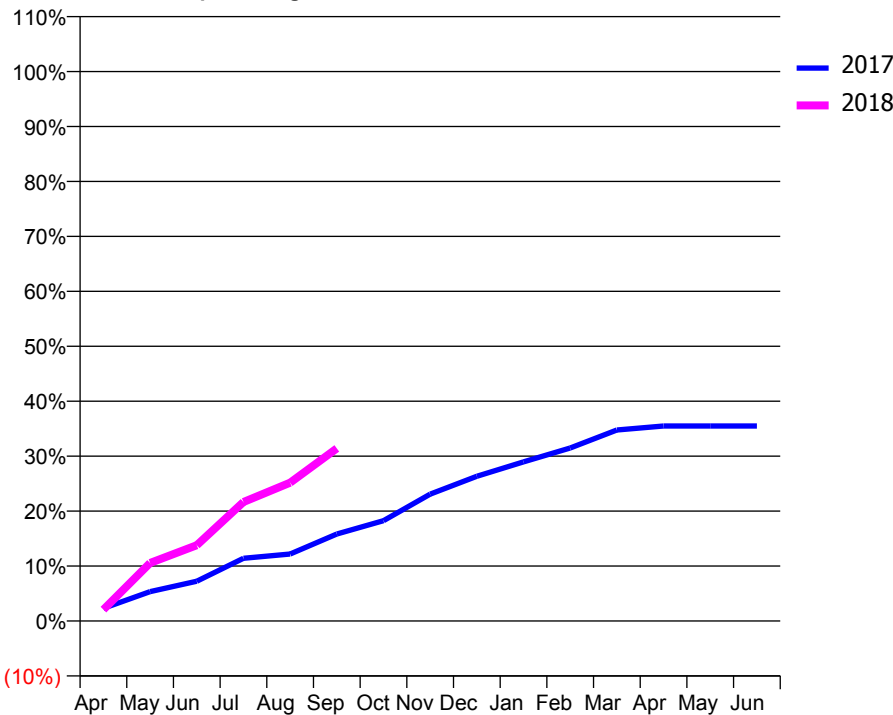
ACCESS*

Patients seen in 24 months	Total	Change since previous quarter
Quarter ending September 2016	2,231	
Quarter ending December 2016	2,175	↓
Quarter ending March 2017	1,990	↓
Quarter ending June 2017	1,867	↓
Quarter ending September 2017	1,765	↓
Variance since September 2016	(20.9%)	↓



ACTIVITY

Cumulative percentage of contracted UDA delivered 2017 & 2018



Month	Adjusted Scheduled Activity (UDA)	
	2017	2018
April	265	88
May	611	443
June	825	580
July	1,300	909
August	1,389	1,058
September	1,805	1,320
October	2,082	
November	2,632	
December	3,003	
January	3,302	
February	3,590	
March	3,962	
April	4,045	
May	4,046	
June	4,046	

QUALITY

	Quantity	Base Number	Contract	AT	Region	England
% of FP17s for the same patient ID Re-attending within 3 months - Children	4	199	2.0%	10.4%	11.6%	11.9%
% of FP17s for the same patient ID Re-attending within 3 months - Adults	64	712	9.0%	14.2%	15.2%	15.9%
% of FP17s for the same patient ID Re-attending between 3 & 9 months - Children	149	199	74.9%	61.8%	59.1%	58.1%
% of FP17s for the same patient ID Re-attending between 3 & 9 months - Adults	452	712	63.5%	55.7%	51.7%	50.6%
% of FP17s for Band 1 Urgent Courses	29	866	3.3%	7.3%	8.0%	9.1%
% of FP17s Relating to Free Repair or Replacements	8	866	0.9%	0.8%	0.8%	0.8%
% of FP17s Relating to Continuations	0	866	0.0%	1.3%	1.0%	1.1%
% of Patients satisfied with the dentistry they have received	3	3	N/A	90.7%	91.5%	91.4%
% of Patients satisfied with the time they had to wait for an appointment	2	3	N/A	86.7%	88.2%	87.7%

* This is based on patients treated on this contract for their most recent course of treatment. Figures in italics indicate the base number of FP17s or Patient Questionnaire responses are less than 100. N/A is shown where the base number of responses is less than 10 during the period. % is calculated as Quantity/Base number*100

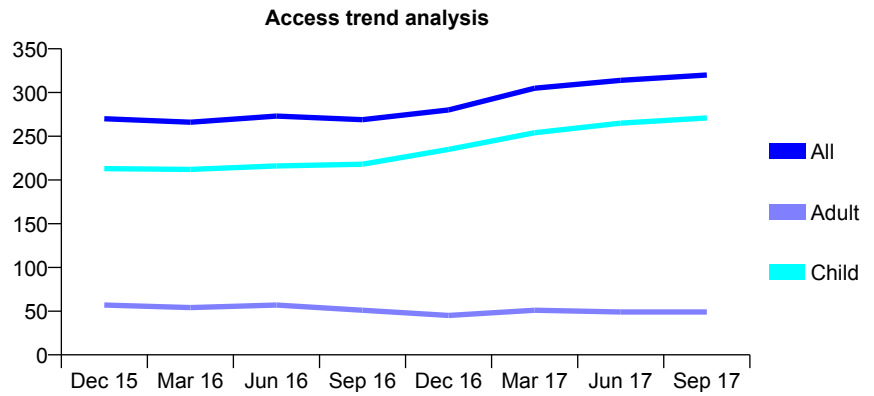
Q55 - Vital Signs At a Glance Contract Report for 710822/0001 - September 2017

Name or company name	MR R NATHWANI
Contract type name	GDS Contract
Purpose of contract	General
Contract start date	01/05/2011
Contract end date	

17/18 Contracted general activity (UDA)	863
Carry forward general activity (UDA)	0
17/18 Contracted orthodontic activity (UOA)	0
Carry forward orthodontic activity (UOA)	0
Baseline contract value	£24,031.80

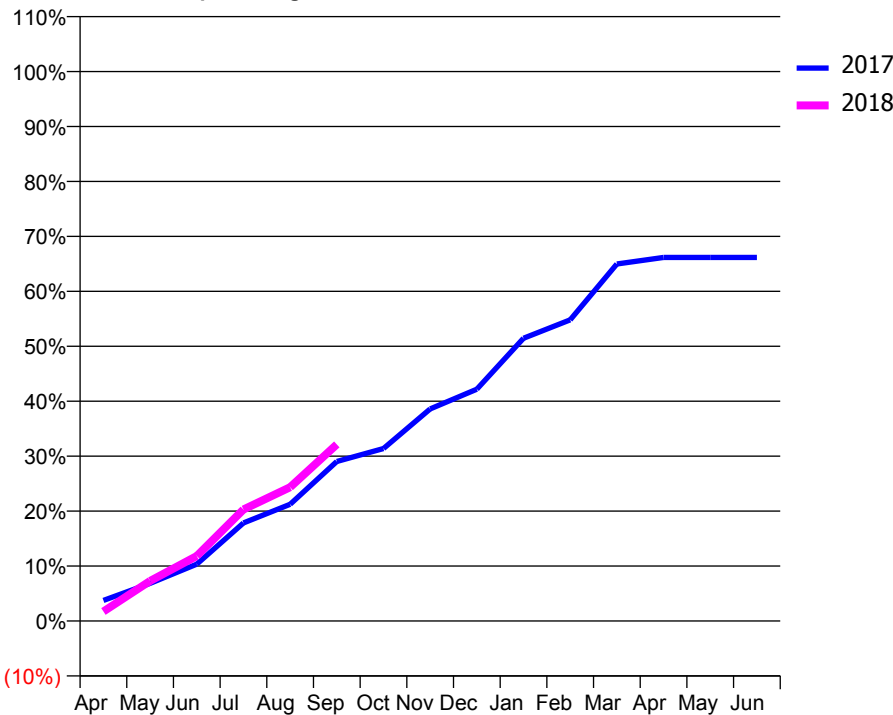
ACCESS*

Patients seen in 24 months	Total	Change since previous quarter
Quarter ending September 2016	269	
Quarter ending December 2016	280	↑
Quarter ending March 2017	305	↑
Quarter ending June 2017	314	↑
Quarter ending September 2017	320	→
Variance since September 2016	19.0%	↑



ACTIVITY

Cumulative percentage of contracted UDA delivered 2017 & 2018



Month	Adjusted Scheduled Activity (UDA)	
	2017	2018
April	32	15
May	59	63
June	89	102
July	154	175
August	183	210
September	251	277
October	271	
November	333	
December	364	
January	444	
February	473	
March	561	
April	571	
May	571	
June	571	

QUALITY

	Quantity	Base Number	Contract	AT	Region	England
% of FP17s for the same patient ID Re-attending within 3 months - Children	7	218	3.2%	10.4%	11.6%	11.9%
% of FP17s for the same patient ID Re-attending within 3 months - Adults	0	17	0.0%	14.2%	15.2%	15.9%
% of FP17s for the same patient ID Re-attending between 3 & 9 months - Children	162	218	74.3%	61.8%	59.1%	58.1%
% of FP17s for the same patient ID Re-attending between 3 & 9 months - Adults	0	17	0.0%	55.7%	51.7%	50.6%
% of FP17s for Band 1 Urgent Courses	17	227	7.5%	7.3%	8.0%	9.1%
% of FP17s Relating to Free Repair or Replacements	0	227	0.0%	0.8%	0.8%	0.8%
% of FP17s Relating to Continuations	0	227	0.0%	1.3%	1.0%	1.1%
% of Patients satisfied with the dentistry they have received	0	0	N/A	90.7%	91.5%	91.4%
% of Patients satisfied with the time they had to wait for an appointment	0	0	N/A	86.7%	88.2%	87.7%

* This is based on patients treated on this contract for their most recent course of treatment. Figures in italics indicate the base number of FP17s or Patient Questionnaire responses are less than 100. N/A is shown where the base number of responses is less than 10 during the period. % is calculated as Quantity/Base number*100

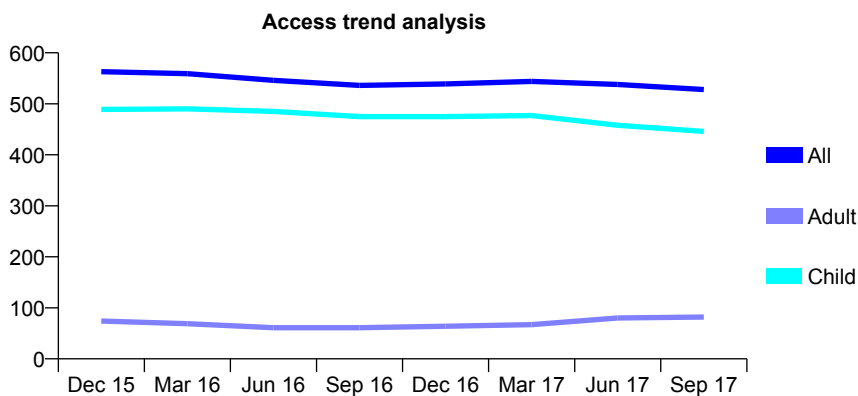
Q55 - Vital Signs At a Glance Contract Report for 729388/0001 - September 2017

Name or company name	MR JP WARD
Contract type name	GDS Contract
Purpose of contract	General and Orthodontic
Contract start date	01/04/2006
Contract end date	

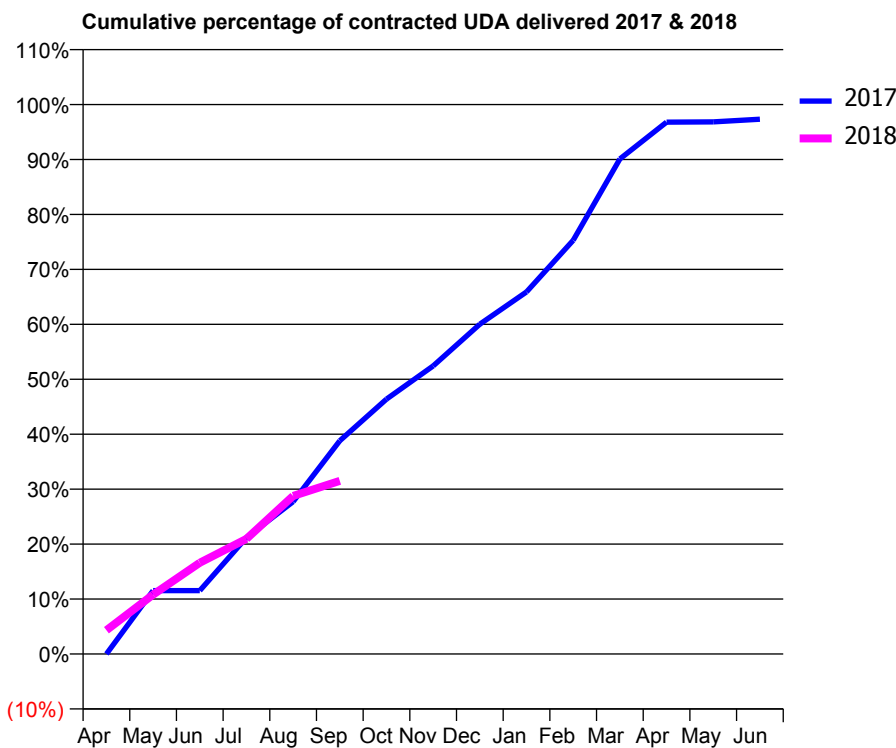
17/18 Contracted general activity (UDA)	1,628
Carry forward general activity (UDA)	0
17/18 Contracted orthodontic activity (UOA)	446
Carry forward orthodontic activity (UOA)	0
Baseline contract value	£72,602.71

ACCESS*

Patients seen in 24 months	Total	Change since previous quarter
Quarter ending September 2016	536	
Quarter ending December 2016	539	→
Quarter ending March 2017	544	→
Quarter ending June 2017	538	↓
Quarter ending September 2017	528	↓
Variance since September 2016	(1.5%)	↓



ACTIVITY



Month	Adjusted Scheduled Activity (UDA)	
	2017	2018
April	0	71
May	188	176
June	188	271
July	345	341
August	451	468
September	632	513
October	755	
November	854	
December	977	
January	1,073	
February	1,226	
March	1,467	
April	1,576	
May	1,577	
June	1,585	

QUALITY

	Quantity	Base Number	Contract	AT	Region	England
% of FP17s for the same patient ID Re-attending within 3 months - Children	54	378	14.3%	10.4%	11.6%	11.9%
% of FP17s for the same patient ID Re-attending within 3 months - Adults	0	5	0.0%	14.2%	15.2%	15.9%
% of FP17s for the same patient ID Re-attending between 3 & 9 months - Children	265	378	70.1%	61.8%	59.1%	58.1%
% of FP17s for the same patient ID Re-attending between 3 & 9 months - Adults	1	5	20.0%	55.7%	51.7%	50.6%
% of FP17s for Band 1 Urgent Courses	15	302	5.0%	7.3%	8.0%	9.1%
% of FP17s Relating to Free Repair or Replacements	0	302	0.0%	0.8%	0.8%	0.8%
% of FP17s Relating to Continuations	0	302	0.0%	1.3%	1.0%	1.1%
% of Patients satisfied with the dentistry they have received	2	2	N/A	90.7%	91.5%	91.4%
% of Patients satisfied with the time they had to wait for an appointment	2	2	N/A	86.7%	88.2%	87.7%

* This is based on patients treated on this contract for their most recent course of treatment. Figures in italics indicate the base number of FP17s or Patient Questionnaire responses are less than 100. N/A is shown where the base number of responses is less than 10 during the period. % is calculated as Quantity/Base number*100

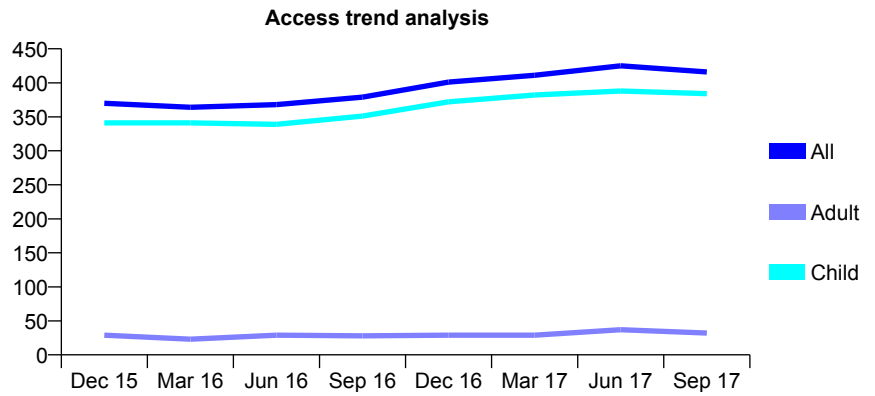
Q55 - Vital Signs At a Glance Contract Report for 745847/0001 - September 2017

Name or company name	MR SB SHAFFERY
Contract type name	GDS Contract
Purpose of contract	General
Contract start date	01/04/2006
Contract end date	

17/18 Contracted general activity (UDA)	800
Carry forward general activity (UDA)	0
17/18 Contracted orthodontic activity (UOA)	0
Carry forward orthodontic activity (UOA)	0
Baseline contract value	£19,546.04

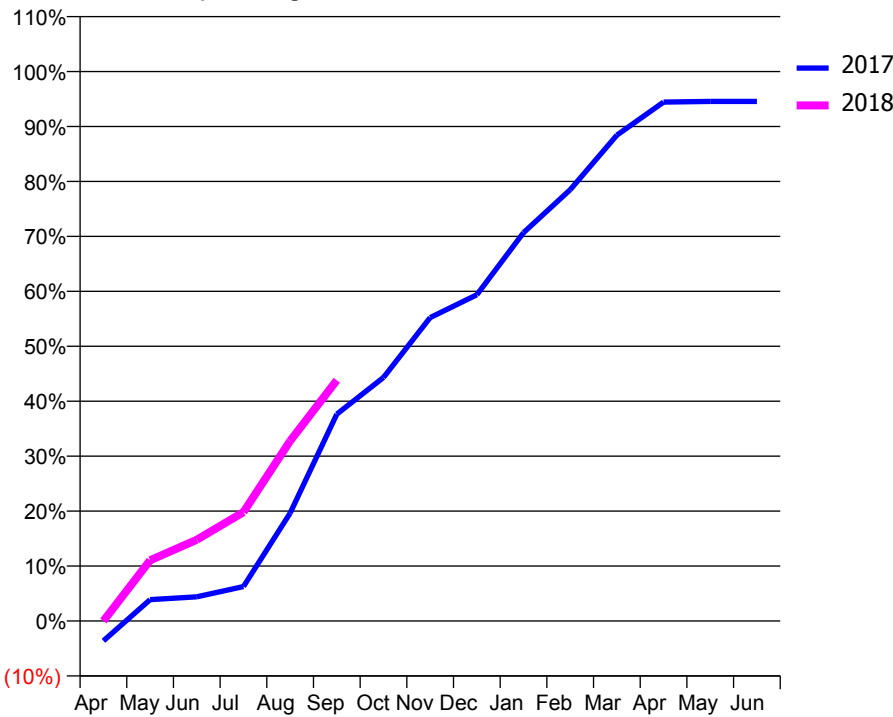
ACCESS*

Patients seen in 24 months	Total	Change since previous quarter
Quarter ending September 2016	379	
Quarter ending December 2016	401	↑
Quarter ending March 2017	411	↑
Quarter ending June 2017	425	↑
Quarter ending September 2017	416	↓
Variance since September 2016	9.8%	↑



ACTIVITY

Cumulative percentage of contracted UDA delivered 2017 & 2018



Month	Adjusted Scheduled Activity (UDA)	
	2017	2018
April	-29	0
May	31	88
June	35	118
July	50	159
August	157	262
September	301	351
October	355	
November	442	
December	475	
January	565	
February	628	
March	707	
April	755	
May	756	
June	756	

QUALITY

	Quantity	Base Number	Contract	AT	Region	England
% of FP17s for the same patient ID Re-attending within 3 months - Children	19	319	6.0%	10.4%	11.6%	11.9%
% of FP17s for the same patient ID Re-attending within 3 months - Adults	0	1	0.0%	14.2%	15.2%	15.9%
% of FP17s for the same patient ID Re-attending between 3 & 9 months - Children	215	319	67.4%	61.8%	59.1%	58.1%
% of FP17s for the same patient ID Re-attending between 3 & 9 months - Adults	0	1	0.0%	55.7%	51.7%	50.6%
% of FP17s for Band 1 Urgent Courses	8	277	2.9%	7.3%	8.0%	9.1%
% of FP17s Relating to Free Repair or Replacements	0	277	0.0%	0.8%	0.8%	0.8%
% of FP17s Relating to Continuations	0	277	0.0%	1.3%	1.0%	1.1%
% of Patients satisfied with the dentistry they have received	0	0	N/A	90.7%	91.5%	91.4%
% of Patients satisfied with the time they had to wait for an appointment	0	0	N/A	86.7%	88.2%	87.7%

* This is based on patients treated on this contract for their most recent course of treatment. Figures in italics indicate the base number of FP17s or Patient Questionnaire responses are less than 100. N/A is shown where the base number of responses is less than 10 during the period. % is calculated as Quantity/Base number*100

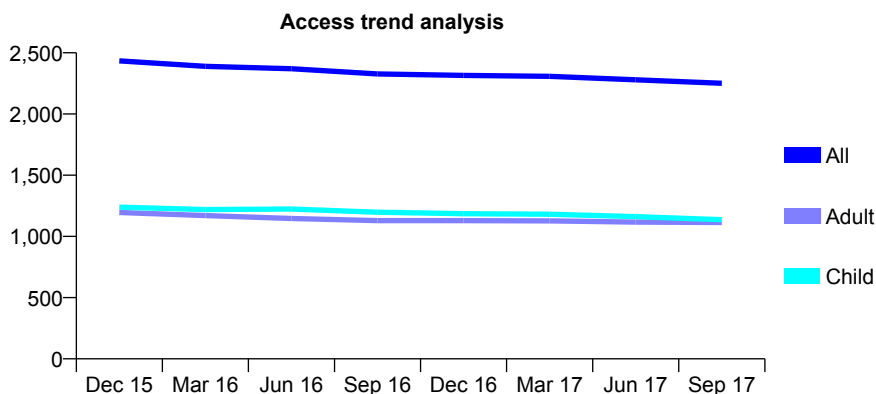
Q55 - Vital Signs At a Glance Contract Report for 746436/0001 - September 2017

Name or company name	MR MN BURTON
Contract type name	GDS Contract
Purpose of contract	General
Contract start date	01/04/2006
Contract end date	

17/18 Contracted general activity (UDA)	6,000
Carry forward general activity (UDA)	0
17/18 Contracted orthodontic activity (UOA)	0
Carry forward orthodontic activity (UOA)	0
Baseline contract value	£173,769.98

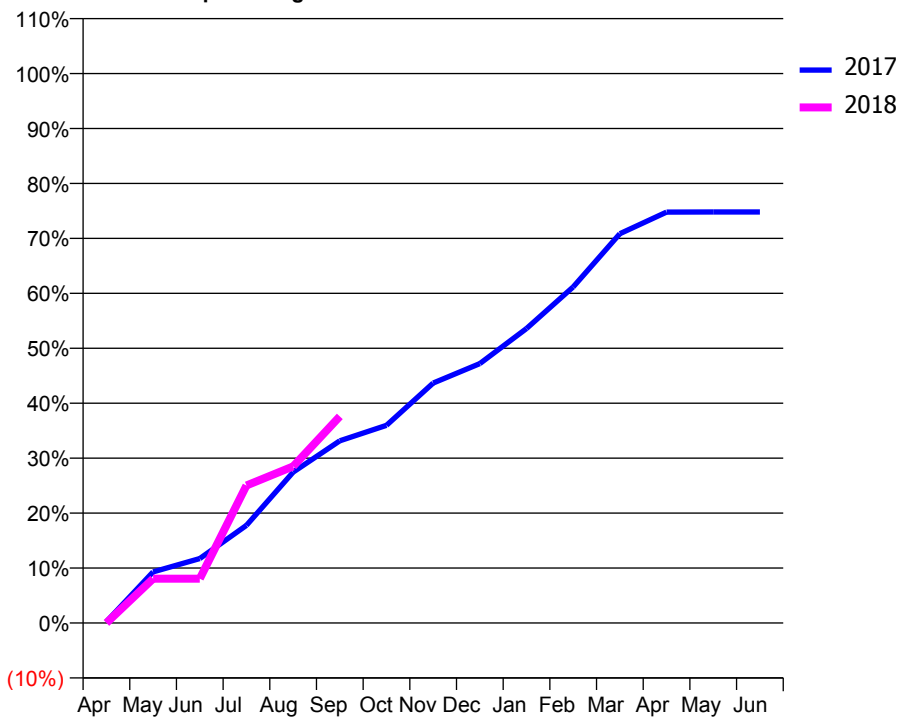
ACCESS*

Patients seen in 24 months	Total	Change since previous quarter
Quarter ending September 2016	2,327	
Quarter ending December 2016	2,315	→
Quarter ending March 2017	2,308	→
Quarter ending June 2017	2,279	↓
Quarter ending September 2017	2,251	↓
Variance since September 2016	(3.3%)	↓



ACTIVITY

Cumulative percentage of contracted UDA delivered 2017 & 2018



Month	Adjusted Scheduled Activity (UDA)	
	2017	2018
April	20	0
May	697	483
June	881	483
July	1,334	1,502
August	2,059	1,710
September	2,488	2,257
October	2,698	
November	3,276	
December	3,541	
January	4,019	
February	4,588	
March	5,313	
April	5,608	
May	5,611	
June	5,611	

QUALITY

	Quantity	Base Number	Contract	AT	Region	England
% of FP17s for the same patient ID Re-attending within 3 months - Children	73	856	8.5%	10.4%	11.6%	11.9%
% of FP17s for the same patient ID Re-attending within 3 months - Adults	78	597	13.1%	14.2%	15.2%	15.9%
% of FP17s for the same patient ID Re-attending between 3 & 9 months - Children	510	856	59.6%	61.8%	59.1%	58.1%
% of FP17s for the same patient ID Re-attending between 3 & 9 months - Adults	292	597	48.9%	55.7%	51.7%	50.6%
% of FP17s for Band 1 Urgent Courses	59	1,268	4.7%	7.3%	8.0%	9.1%
% of FP17s Relating to Free Repair or Replacements	0	1,268	0.0%	0.8%	0.8%	0.8%
% of FP17s Relating to Continuations	8	1,268	0.6%	1.3%	1.0%	1.1%
% of Patients satisfied with the dentistry they have received	2	2	N/A	90.7%	91.5%	91.4%
% of Patients satisfied with the time they had to wait for an appointment	2	2	N/A	86.7%	88.2%	87.7%

* This is based on patients treated on this contract for their most recent course of treatment. Figures in italics indicate the base number of FP17s or Patient Questionnaire responses are less than 100. N/A is shown where the base number of responses is less than 10 during the period. % is calculated as Quantity/Base number*100

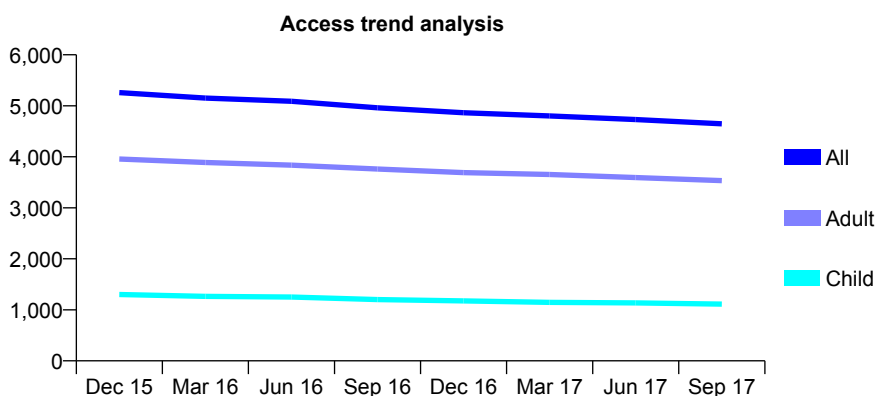
Q55 - Vital Signs At a Glance Contract Report for 746509/0001 - September 2017

Name or company name	MR RA HEPBURN
Contract type name	GDS Contract
Purpose of contract	General
Contract start date	01/04/2006
Contract end date	

17/18 Contracted general activity (UDA)	13,800
Carry forward general activity (UDA)	0
17/18 Contracted orthodontic activity (UOA)	0
Carry forward orthodontic activity (UOA)	0
Baseline contract value	£279,947.24

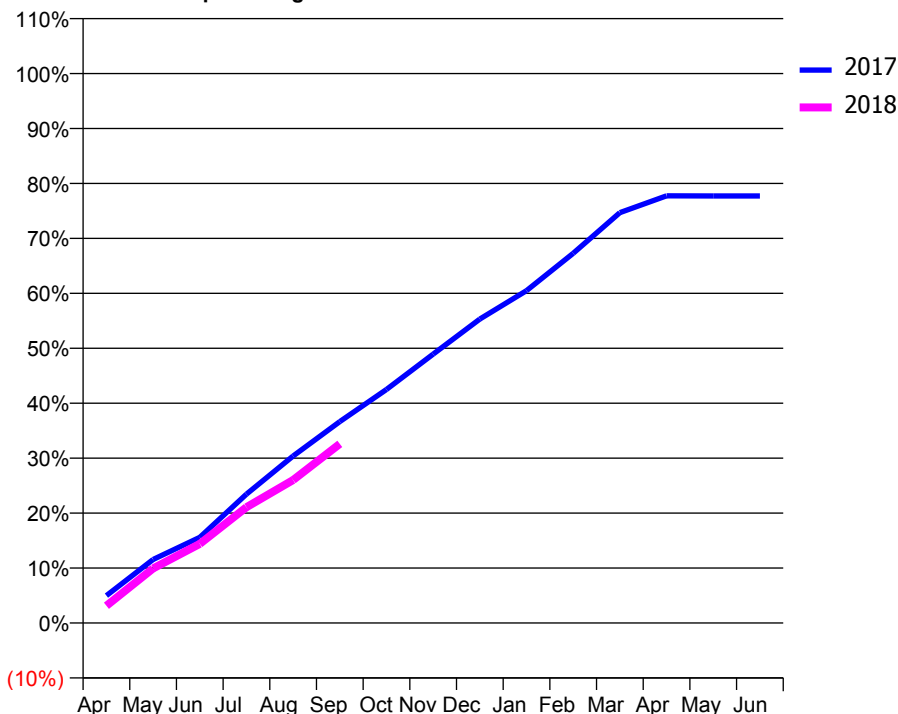
ACCESS*

Patients seen in 24 months	Total	Change since previous quarter
Quarter ending September 2016	4,962	
Quarter ending December 2016	4,864	↓
Quarter ending March 2017	4,800	↓
Quarter ending June 2017	4,731	↓
Quarter ending September 2017	4,646	↓
Variance since September 2016	(6.4%)	↓



ACTIVITY

Cumulative percentage of contracted UDA delivered 2017 & 2018



Adjusted Scheduled Activity (UDA)

Month	2017	2018
April	687	434
May	1,595	1,373
June	2,153	1,989
July	3,236	2,907
August	4,195	3,591
September	5,057	4,499
October	5,864	
November	6,755	
December	7,635	
January	8,347	
February	9,285	
March	10,305	
April	10,728	
May	10,724	
June	10,724	

QUALITY

	Quantity	Base Number	Contract	AT	Region	England
% of FP17s for the same patient ID Re-attending within 3 months - Children	22	862	2.6%	10.4%	11.6%	11.9%
% of FP17s for the same patient ID Re-attending within 3 months - Adults	178	1,971	9.0%	14.2%	15.2%	15.9%
% of FP17s for the same patient ID Re-attending between 3 & 9 months - Children	651	862	75.5%	61.8%	59.1%	58.1%
% of FP17s for the same patient ID Re-attending between 3 & 9 months - Adults	527	1,971	26.7%	55.7%	51.7%	50.6%
% of FP17s for Band 1 Urgent Courses	95	2,611	3.6%	7.3%	8.0%	9.1%
% of FP17s Relating to Free Repair or Replacements	14	2,611	0.5%	0.8%	0.8%	0.8%
% of FP17s Relating to Continuations	53	2,611	2.0%	1.3%	1.0%	1.1%
% of Patients satisfied with the dentistry they have received	6	6	N/A	90.7%	91.5%	91.4%
% of Patients satisfied with the time they had to wait for an appointment	6	6	N/A	86.7%	88.2%	87.7%

* This is based on patients treated on this contract for their most recent course of treatment. Figures in italics indicate the base number of FP17s or Patient Questionnaire responses are less than 100. N/A is shown where the base number of responses is less than 10 during the period. % is calculated as Quantity/Base number*100

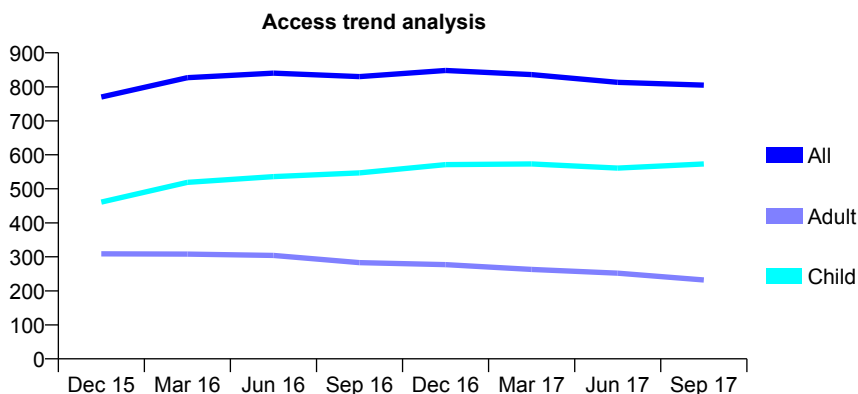
Q55 - Vital Signs At a Glance Contract Report for 751553/0002 - September 2017

Name or company name	MR S RAKSHIT
Contract type name	GDS Contract
Purpose of contract	General
Contract start date	01/04/2006
Contract end date	

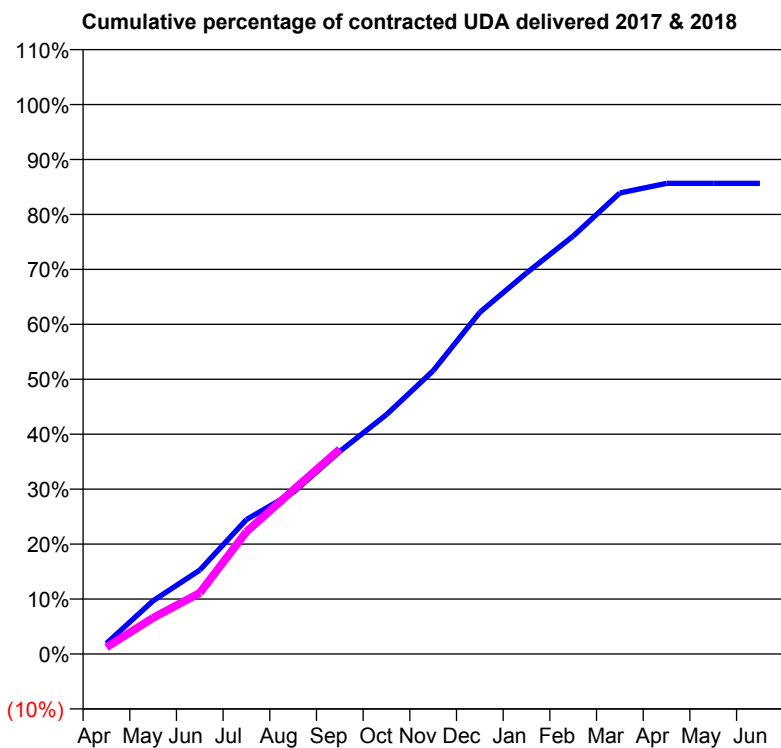
17/18 Contracted general activity (UDA)	3,500
Carry forward general activity (UDA)	0
17/18 Contracted orthodontic activity (UOA)	0
Carry forward orthodontic activity (UOA)	0
Baseline contract value	£78,225.40

ACCESS*

Patients seen in 24 months	Total	Change since previous quarter
Quarter ending September 2016	830	
Quarter ending December 2016	848	↑
Quarter ending March 2017	836	↓
Quarter ending June 2017	813	↓
Quarter ending September 2017	805	→
Variance since September 2016	(3.0%)	↓



ACTIVITY



Month	Adjusted Scheduled Activity (UDA)	
	2017	2018
April	67	43
May	340	231
June	535	390
July	857	779
August	1,029	1,044
September	1,291	1,305
October	1,525	
November	1,804	
December	2,176	
January	2,427	
February	2,662	
March	2,936	
April	2,998	
May	2,998	
June	2,998	

QUALITY

	Quantity	Base Number	Contract	AT	Region	England
% of FP17s for the same patient ID Re-attending within 3 months - Children	54	430	12.6%	10.4%	11.6%	11.9%
% of FP17s for the same patient ID Re-attending within 3 months - Adults	56	172	32.6%	14.2%	15.2%	15.9%
% of FP17s for the same patient ID Re-attending between 3 & 9 months - Children	225	430	52.3%	61.8%	59.1%	58.1%
% of FP17s for the same patient ID Re-attending between 3 & 9 months - Adults	88	172	51.2%	55.7%	51.7%	50.6%
% of FP17s for Band 1 Urgent Courses	76	567	13.4%	7.3%	8.0%	9.1%
% of FP17s Relating to Free Repair or Replacements	0	567	0.0%	0.8%	0.8%	0.8%
% of FP17s Relating to Continuations	7	567	1.2%	1.3%	1.0%	1.1%
% of Patients satisfied with the dentistry they have received	0	0	N/A	90.7%	91.5%	91.4%
% of Patients satisfied with the time they had to wait for an appointment	0	0	N/A	86.7%	88.2%	87.7%

* This is based on patients treated on this contract for their most recent course of treatment. Figures in italics indicate the base number of FP17s or Patient Questionnaire responses are less than 100. N/A is shown where the base number of responses is less than 10 during the period. % is calculated as Quantity/Base number*100

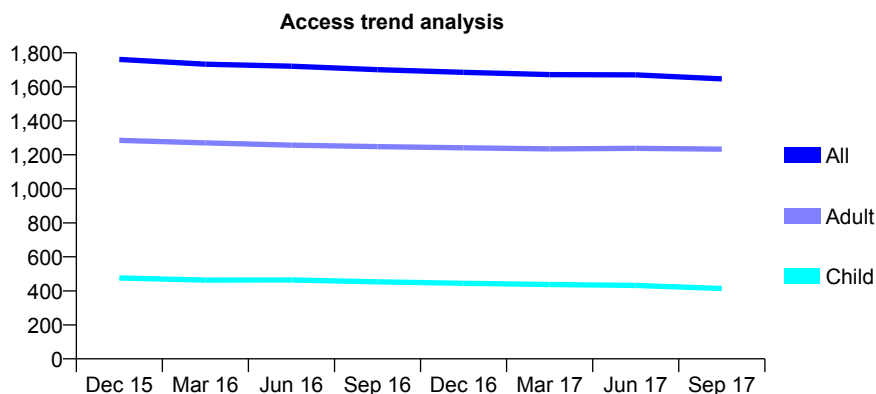
Q55 - Vital Signs At a Glance Contract Report for 752134/0001 - September 2017

Name or company name	MR CJ DONEGAN
Contract type name	GDS Contract
Purpose of contract	General
Contract start date	01/04/2006
Contract end date	

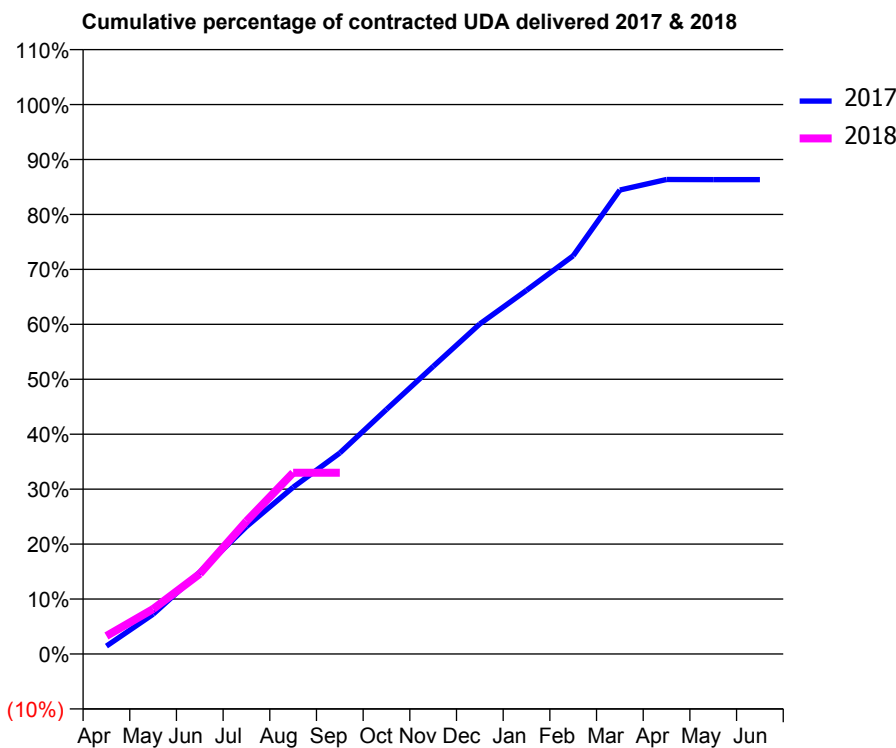
17/18 Contracted general activity (UDA)	5,945
Carry forward general activity (UDA)	0
17/18 Contracted orthodontic activity (UOA)	0
Carry forward orthodontic activity (UOA)	0
Baseline contract value	£143,459.07

ACCESS*

Patients seen in 24 months	Total	Change since previous quarter
Quarter ending September 2016	1,701	
Quarter ending December 2016	1,685	→
Quarter ending March 2017	1,672	→
Quarter ending June 2017	1,670	→
Quarter ending September 2017	1,647	↓
Variance since September 2016	(3.2%)	↓



ACTIVITY



Month	Adjusted Scheduled Activity (UDA)	
	2017	2018
April	93	196
May	472	488
June	972	868
July	1,511	1,438
August	1,978	1,962
September	2,383	1,962
October	2,901	
November	3,410	
December	3,915	
January	4,314	
February	4,722	
March	5,503	
April	5,628	
May	5,625	
June	5,625	

QUALITY

	Quantity	Base Number	Contract	AT	Region	England
% of FP17s for the same patient ID Re-attending within 3 months - Children	25	296	8.4%	10.4%	11.6%	11.9%
% of FP17s for the same patient ID Re-attending within 3 months - Adults	147	881	16.7%	14.2%	15.2%	15.9%
% of FP17s for the same patient ID Re-attending between 3 & 9 months - Children	229	296	77.4%	61.8%	59.1%	58.1%
% of FP17s for the same patient ID Re-attending between 3 & 9 months - Adults	668	881	75.8%	55.7%	51.7%	50.6%
% of FP17s for Band 1 Urgent Courses	41	1,102	3.7%	7.3%	8.0%	9.1%
% of FP17s Relating to Free Repair or Replacements	14	1,102	1.3%	0.8%	0.8%	0.8%
% of FP17s Relating to Continuations	1	1,102	0.1%	1.3%	1.0%	1.1%
% of Patients satisfied with the dentistry they have received	9	11	81.8%	90.7%	91.5%	91.4%
% of Patients satisfied with the time they had to wait for an appointment	11	11	100.0%	86.7%	88.2%	87.7%

* This is based on patients treated on this contract for their most recent course of treatment. Figures in italics indicate the base number of FP17s or Patient Questionnaire responses are less than 100. N/A is shown where the base number of responses is less than 10 during the period. % is calculated as Quantity/Base number*100

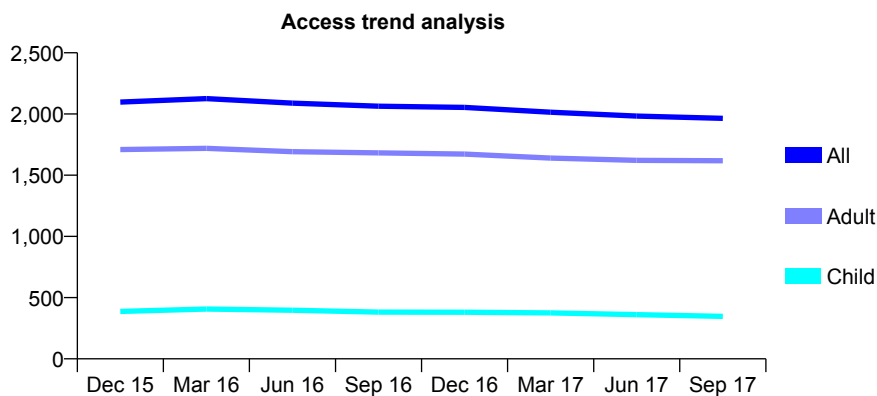
Q55 - Vital Signs At a Glance Contract Report for 753912/0001 - September 2017

Name or company name	MR BK DAWETT
Contract type name	GDS Contract
Purpose of contract	General
Contract start date	01/04/2006
Contract end date	

17/18 Contracted general activity (UDA)	6,228
Carry forward general activity (UDA)	0
17/18 Contracted orthodontic activity (UOA)	0
Carry forward orthodontic activity (UOA)	0
Baseline contract value	£258,339.31

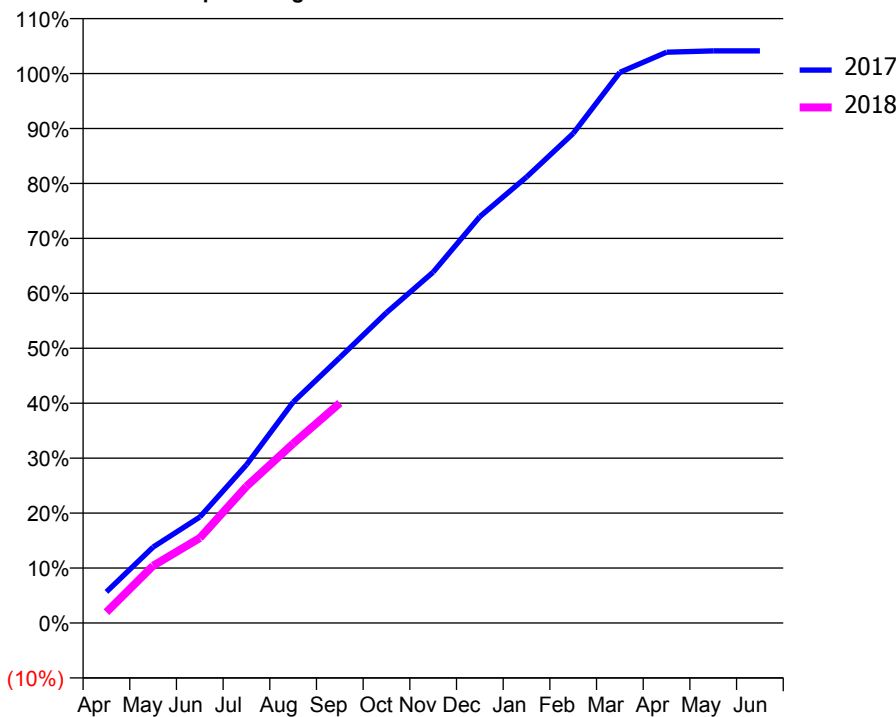
ACCESS*

Patients seen in 24 months	Total	Change since previous quarter
Quarter ending September 2016	2,064	
Quarter ending December 2016	2,054	→
Quarter ending March 2017	2,015	↓
Quarter ending June 2017	1,983	↓
Quarter ending September 2017	1,965	→
Variance since September 2016	(4.8%)	↓



ACTIVITY

Cumulative percentage of contracted UDA delivered 2017 & 2018



Month	Adjusted Scheduled Activity (UDA)	
	2017	2018
April	353	123
May	861	649
June	1,201	963
July	1,794	1,549
August	2,503	2,034
September	3,008	2,493
October	3,518	
November	3,976	
December	4,606	
January	5,055	
February	5,550	
March	6,242	
April	6,469	
May	6,484	
June	6,484	

QUALITY

	Quantity	Base Number	Contract	AT	Region	England
% of FP17s for the same patient ID Re-attending within 3 months - Children	37	294	12.6%	10.4%	11.6%	11.9%
% of FP17s for the same patient ID Re-attending within 3 months - Adults	173	1,133	15.3%	14.2%	15.2%	15.9%
% of FP17s for the same patient ID Re-attending between 3 & 9 months - Children	192	294	65.3%	61.8%	59.1%	58.1%
% of FP17s for the same patient ID Re-attending between 3 & 9 months - Adults	560	1,133	49.4%	55.7%	51.7%	50.6%
% of FP17s for Band 1 Urgent Courses	31	1,304	2.4%	7.3%	8.0%	9.1%
% of FP17s Relating to Free Repair or Replacements	27	1,304	2.1%	0.8%	0.8%	0.8%
% of FP17s Relating to Continuations	53	1,304	4.1%	1.3%	1.0%	1.1%
% of Patients satisfied with the dentistry they have received	12	12	100.0%	90.7%	91.5%	91.4%
% of Patients satisfied with the time they had to wait for an appointment	12	12	100.0%	86.7%	88.2%	87.7%

* This is based on patients treated on this contract for their most recent course of treatment. Figures in italics indicate the base number of FP17s or Patient Questionnaire responses are less than 100. N/A is shown where the base number of responses is less than 10 during the period. % is calculated as Quantity/Base number*100

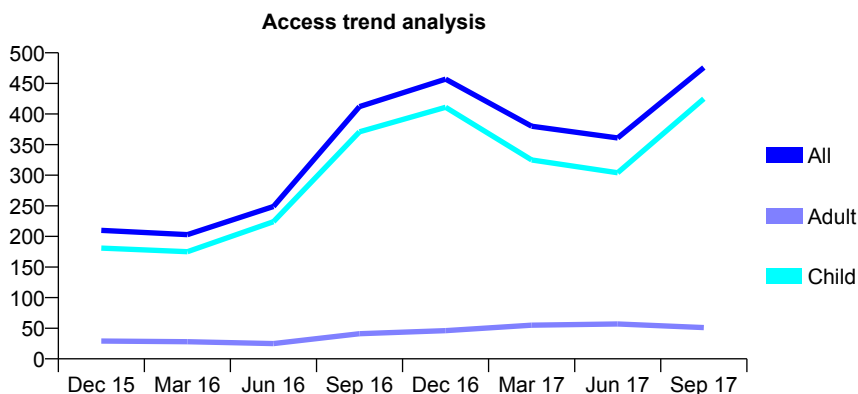
Q55 - Vital Signs At a Glance Contract Report for 754978/0001 - September 2017

Name or company name	MR AC SETON
Contract type name	GDS Contract
Purpose of contract	General
Contract start date	01/04/2006
Contract end date	

17/18 Contracted general activity (UDA)	735
Carry forward general activity (UDA)	0
17/18 Contracted orthodontic activity (UOA)	0
Carry forward orthodontic activity (UOA)	0
Baseline contract value	£17,570.74

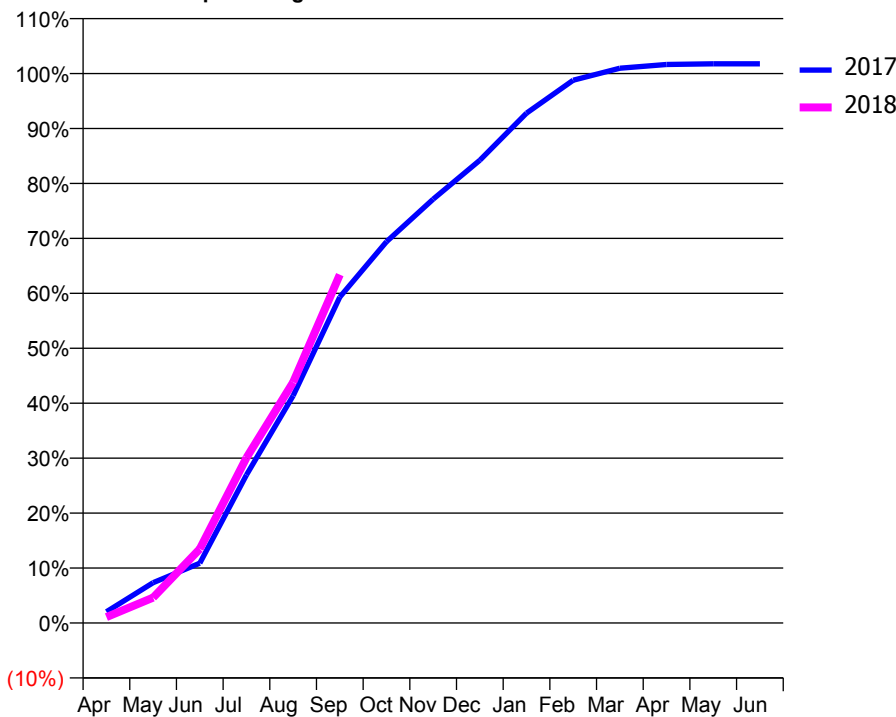
ACCESS*

Patients seen in 24 months	Total	Change since previous quarter
Quarter ending September 2016	412	
Quarter ending December 2016	457	↑
Quarter ending March 2017	380	↓
Quarter ending June 2017	361	↓
Quarter ending September 2017	476	↑
Variance since September 2016	15.5%	↑



ACTIVITY

Cumulative percentage of contracted UDA delivered 2017 & 2018



Month	Adjusted Scheduled Activity (UDA)	
	2017	2018
April	15	8
May	54	34
June	80	99
July	198	221
August	304	322
September	436	466
October	510	
November	567	
December	619	
January	682	
February	726	
March	742	
April	747	
May	748	
June	748	

QUALITY

	Quantity	Base Number	Contract	AT	Region	England
% of FP17s for the same patient ID Re-attending within 3 months - Children	9	384	2.3%	10.4%	11.6%	11.9%
% of FP17s for the same patient ID Re-attending within 3 months - Adults	0	0	N/A	14.2%	15.2%	15.9%
% of FP17s for the same patient ID Re-attending between 3 & 9 months - Children	131	384	34.1%	61.8%	59.1%	58.1%
% of FP17s for the same patient ID Re-attending between 3 & 9 months - Adults	0	0	N/A	55.7%	51.7%	50.6%
% of FP17s for Band 1 Urgent Courses	0	378	0.0%	7.3%	8.0%	9.1%
% of FP17s Relating to Free Repair or Replacements	0	378	0.0%	0.8%	0.8%	0.8%
% of FP17s Relating to Continuations	3	378	0.8%	1.3%	1.0%	1.1%
% of Patients satisfied with the dentistry they have received	1	1	N/A	90.7%	91.5%	91.4%
% of Patients satisfied with the time they had to wait for an appointment	1	1	N/A	86.7%	88.2%	87.7%

* This is based on patients treated on this contract for their most recent course of treatment. Figures in italics indicate the base number of FP17s or Patient Questionnaire responses are less than 100. N/A is shown where the base number of responses is less than 10 during the period. % is calculated as Quantity/Base number*100

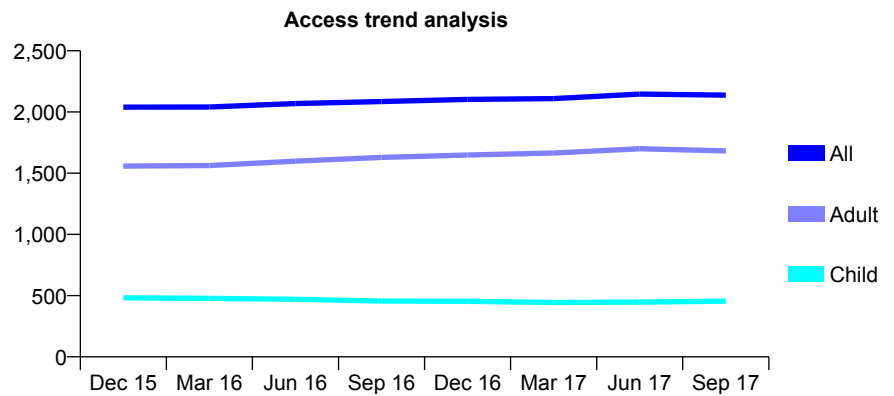
Q55 - Vital Signs At a Glance Contract Report for 755923/0001 - September 2017

Name or company name	MR KN DALY
Contract type name	GDS Contract
Purpose of contract	General
Contract start date	01/04/2006
Contract end date	

17/18 Contracted general activity (UDA)	7,537
Carry forward general activity (UDA)	0
17/18 Contracted orthodontic activity (UOA)	0
Carry forward orthodontic activity (UOA)	0
Baseline contract value	£210,356.94

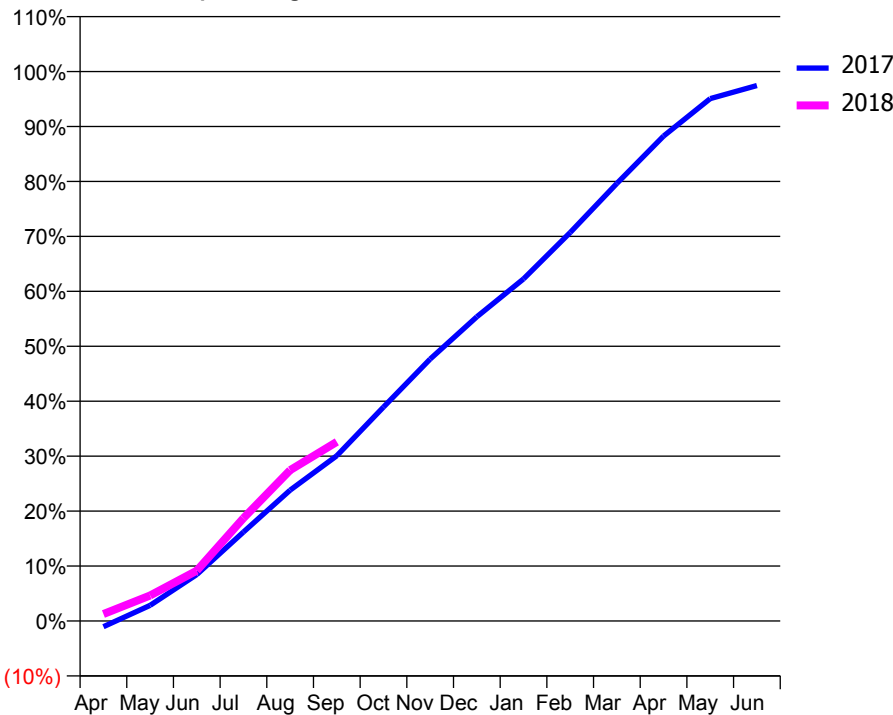
ACCESS*

Patients seen in 24 months	Total	Change since previous quarter
Quarter ending September 2016	2,085	
Quarter ending December 2016	2,103	→
Quarter ending March 2017	2,109	→
Quarter ending June 2017	2,147	→
Quarter ending September 2017	2,138	→
Variance since September 2016	2.5%	↑



ACTIVITY

Cumulative percentage of contracted UDA delivered 2017 & 2018



Month	Adjusted Scheduled Activity (UDA)	
	2017	2018
April	-80	95
May	214	350
June	637	691
July	1,222	1,412
August	1,796	2,069
September	2,267	2,457
October	2,935	
November	3,594	
December	4,173	
January	4,692	
February	5,328	
March	6,001	
April	6,651	
May	7,164	
June	7,344	

QUALITY

	Quantity	Base Number	Contract	AT	Region	England
% of FP17s for the same patient ID Re-attending within 3 months - Children	29	299	9.7%	10.4%	11.6%	11.9%
% of FP17s for the same patient ID Re-attending within 3 months - Adults	169	1,150	14.7%	14.2%	15.2%	15.9%
% of FP17s for the same patient ID Re-attending between 3 & 9 months - Children	144	299	48.2%	61.8%	59.1%	58.1%
% of FP17s for the same patient ID Re-attending between 3 & 9 months - Adults	641	1,150	55.7%	55.7%	51.7%	50.6%
% of FP17s for Band 1 Urgent Courses	146	1,097	13.3%	7.3%	8.0%	9.1%
% of FP17s Relating to Free Repair or Replacements	8	1,097	0.7%	0.8%	0.8%	0.8%
% of FP17s Relating to Continuations	2	1,097	0.2%	1.3%	1.0%	1.1%
% of Patients satisfied with the dentistry they have received	1	1	N/A	90.7%	91.5%	91.4%
% of Patients satisfied with the time they had to wait for an appointment	1	1	N/A	86.7%	88.2%	87.7%

* This is based on patients treated on this contract for their most recent course of treatment. Figures in italics indicate the base number of FP17s or Patient Questionnaire responses are less than 100. N/A is shown where the base number of responses is less than 10 during the period. % is calculated as Quantity/Base number*100

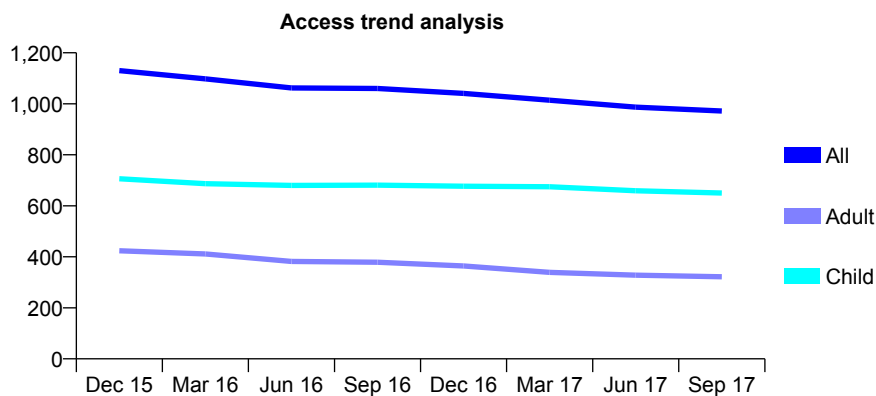
Q55 - Vital Signs At a Glance Contract Report for 761303/0001 - September 2017

Name or company name	MR RN WARD
Contract type name	GDS Contract
Purpose of contract	General
Contract start date	01/04/2006
Contract end date	

17/18 Contracted general activity (UDA)	3,000
Carry forward general activity (UDA)	0
17/18 Contracted orthodontic activity (UOA)	0
Carry forward orthodontic activity (UOA)	0
Baseline contract value	£65,978.66

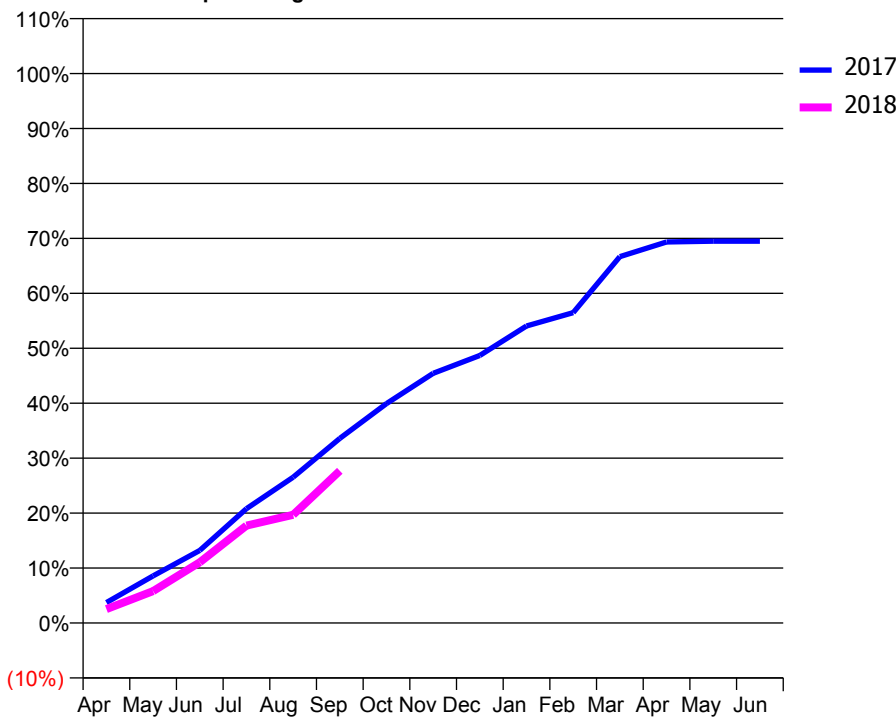
ACCESS*

Patients seen in 24 months	Total	Change since previous quarter
Quarter ending September 2016	1,060	
Quarter ending December 2016	1,041	↓
Quarter ending March 2017	1,014	↓
Quarter ending June 2017	987	↓
Quarter ending September 2017	972	↓
Variance since September 2016	(8.3%)	↓



ACTIVITY

Cumulative percentage of contracted UDA delivered 2017 & 2018



Adjusted Scheduled Activity (UDA)

Month	2017	2018
April	112	76
May	258	174
June	396	331
July	624	532
August	796	591
September	1,008	831
October	1,198	
November	1,363	
December	1,460	
January	1,622	
February	1,694	
March	2,000	
April	2,080	
May	2,085	
June	2,085	

QUALITY

	Quantity	Base Number	Contract	AT	Region	England
% of FP17s for the same patient ID Re-attending within 3 months - Children	34	528	6.4%	10.4%	11.6%	11.9%
% of FP17s for the same patient ID Re-attending within 3 months - Adults	31	173	17.9%	14.2%	15.2%	15.9%
% of FP17s for the same patient ID Re-attending between 3 & 9 months - Children	340	528	64.4%	61.8%	59.1%	58.1%
% of FP17s for the same patient ID Re-attending between 3 & 9 months - Adults	75	173	43.4%	55.7%	51.7%	50.6%
% of FP17s for Band 1 Urgent Courses	69	632	10.9%	7.3%	8.0%	9.1%
% of FP17s Relating to Free Repair or Replacements	0	632	0.0%	0.8%	0.8%	0.8%
% of FP17s Relating to Continuations	2	632	0.3%	1.3%	1.0%	1.1%
% of Patients satisfied with the dentistry they have received	0	0	N/A	90.7%	91.5%	91.4%
% of Patients satisfied with the time they had to wait for an appointment	0	0	N/A	86.7%	88.2%	87.7%

* This is based on patients treated on this contract for their most recent course of treatment. Figures in italics indicate the base number of FP17s or Patient Questionnaire responses are less than 100. N/A is shown where the base number of responses is less than 10 during the period. % is calculated as Quantity/Base number*100

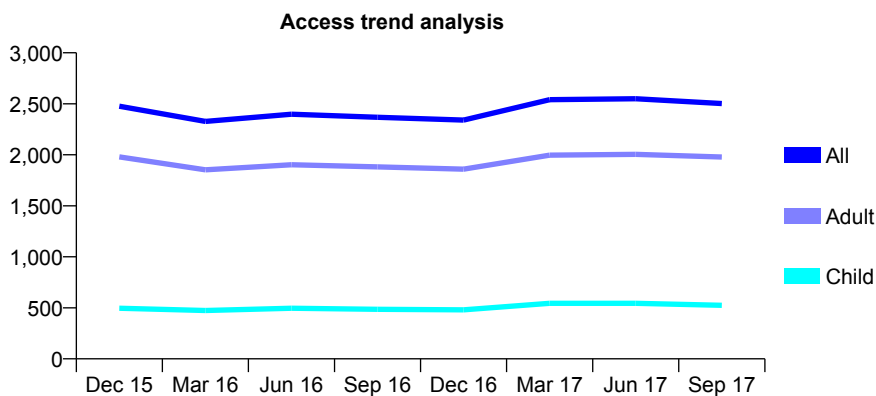
Q55 - Vital Signs At a Glance Contract Report for 769061/0001 - September 2017

Name or company name	MISS KL SMITH
Contract type name	GDS Contract
Purpose of contract	General
Contract start date	01/04/2006
Contract end date	

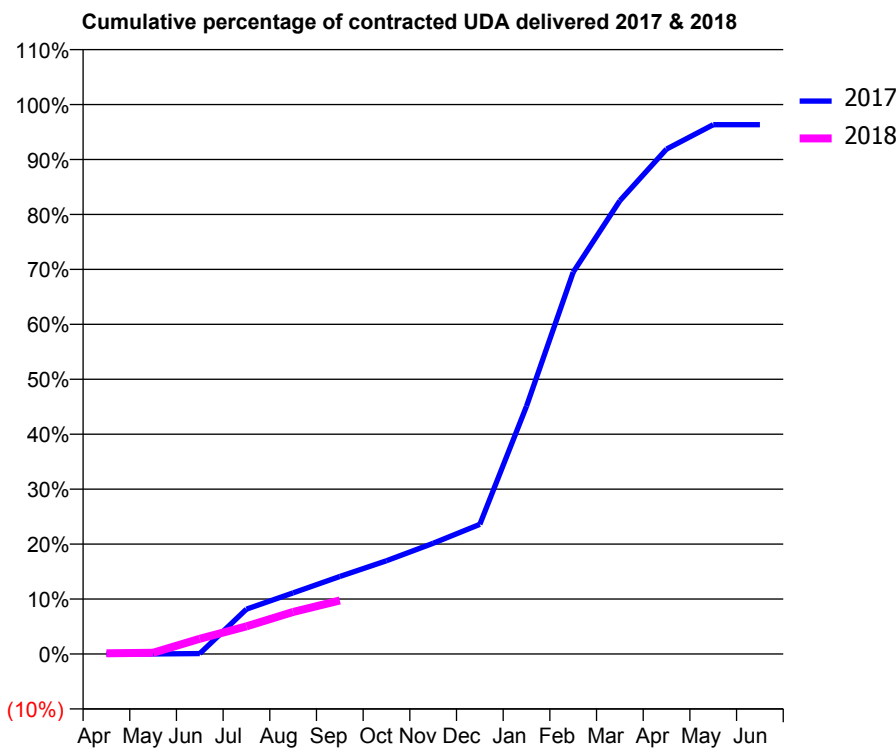
17/18 Contracted general activity (UDA)	9,929
Carry forward general activity (UDA)	0
17/18 Contracted orthodontic activity (UOA)	0
Carry forward orthodontic activity (UOA)	0
Baseline contract value	£230,208.75

ACCESS*

Patients seen in 24 months	Total	Change since previous quarter
Quarter ending September 2016	2,368	
Quarter ending December 2016	2,341	↓
Quarter ending March 2017	2,541	↑
Quarter ending June 2017	2,550	→
Quarter ending September 2017	2,503	↓
Variance since September 2016	5.7%	↑



ACTIVITY



Month	Adjusted Scheduled Activity (UDA)	
	2017	2018
April	0	13
May	0	23
June	9	276
July	810	500
August	1,104	760
September	1,402	967
October	1,684	
November	2,001	
December	2,343	
January	4,478	
February	6,900	
March	8,191	
April	9,124	
May	9,564	
June	9,564	

QUALITY

	Quantity	Base Number	Contract	AT	Region	England
% of FP17s for the same patient ID Re-attending within 3 months - Children	30	263	11.4%	10.4%	11.6%	11.9%
% of FP17s for the same patient ID Re-attending within 3 months - Adults	182	813	22.4%	14.2%	15.2%	15.9%
% of FP17s for the same patient ID Re-attending between 3 & 9 months - Children	177	263	67.3%	61.8%	59.1%	58.1%
% of FP17s for the same patient ID Re-attending between 3 & 9 months - Adults	391	813	48.1%	55.7%	51.7%	50.6%
% of FP17s for Band 1 Urgent Courses	62	499	12.4%	7.3%	8.0%	9.1%
% of FP17s Relating to Free Repair or Replacements	5	499	1.0%	0.8%	0.8%	0.8%
% of FP17s Relating to Continuations	13	499	2.6%	1.3%	1.0%	1.1%
% of Patients satisfied with the dentistry they have received	3	4	N/A	90.7%	91.5%	91.4%
% of Patients satisfied with the time they had to wait for an appointment	2	4	N/A	86.7%	88.2%	87.7%

* This is based on patients treated on this contract for their most recent course of treatment. Figures in italics indicate the base number of FP17s or Patient Questionnaire responses are less than 100. N/A is shown where the base number of responses is less than 10 during the period. % is calculated as Quantity/Base number*100

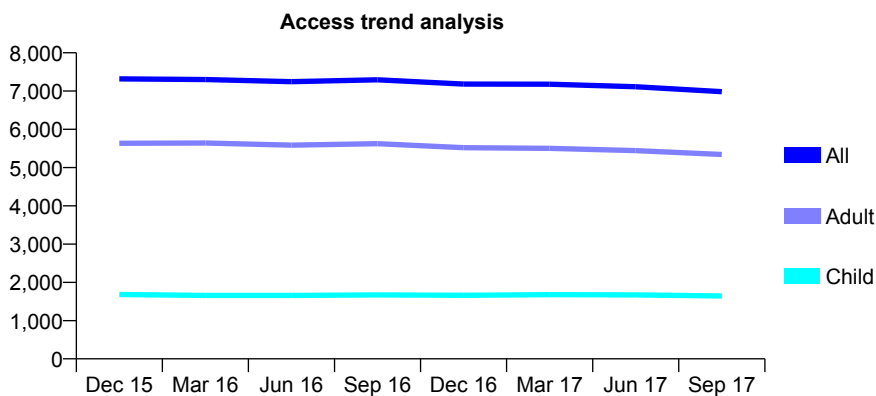
Q55 - Vital Signs At a Glance Contract Report for 783145/0001 - September 2017

Name or company name	MR BS PEERBUX
Contract type name	GDS Contract
Purpose of contract	General
Contract start date	03/10/2009
Contract end date	

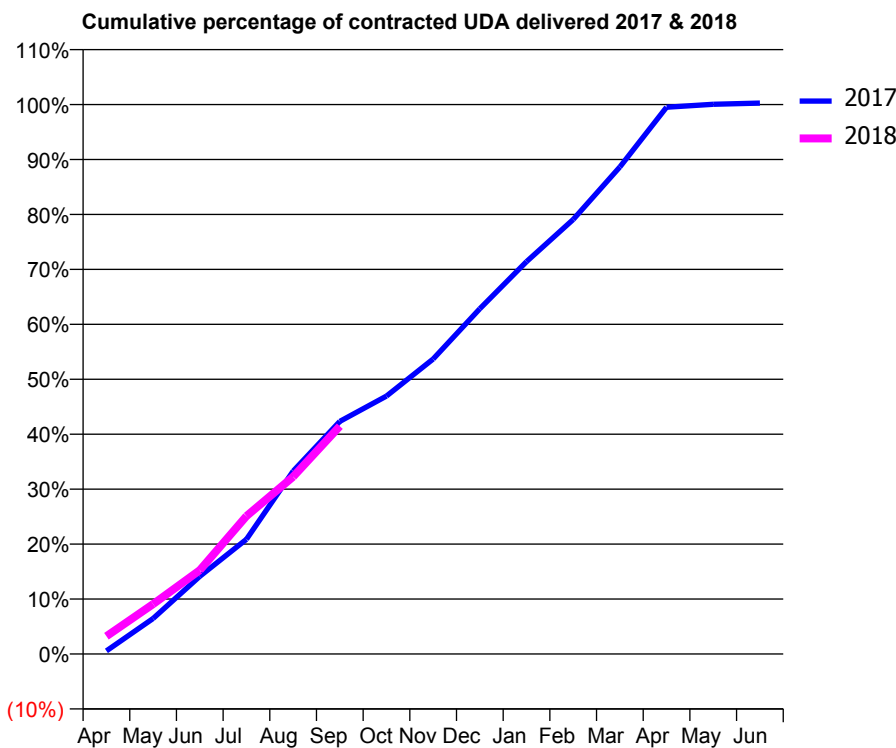
17/18 Contracted general activity (UDA)	20,495
Carry forward general activity (UDA)	0
17/18 Contracted orthodontic activity (UOA)	0
Carry forward orthodontic activity (UOA)	0
Baseline contract value	£563,478.82

ACCESS*

Patients seen in 24 months	Total	Change since previous quarter
Quarter ending September 2016	7,295	
Quarter ending December 2016	7,182	↓
Quarter ending March 2017	7,179	→
Quarter ending June 2017	7,113	→
Quarter ending September 2017	6,985	↓
Variance since September 2016	(4.2%)	↓



ACTIVITY



Month	Adjusted Scheduled Activity (UDA)	
	2017	2018
April	115	663
May	1,327	1,861
June	2,899	3,127
July	4,282	5,145
August	6,819	6,612
September	8,674	8,497
October	9,620	
November	11,006	
December	12,880	
January	14,636	
February	16,208	
March	18,166	
April	20,395	
May	20,502	
June	20,550	

QUALITY

	Quantity	Base Number	Contract	AT	Region	England
% of FP17s for the same patient ID Re-attending within 3 months - Children	82	1,261	6.5%	10.4%	11.6%	11.9%
% of FP17s for the same patient ID Re-attending within 3 months - Adults	634	4,094	15.5%	14.2%	15.2%	15.9%
% of FP17s for the same patient ID Re-attending between 3 & 9 months - Children	793	1,261	62.9%	61.8%	59.1%	58.1%
% of FP17s for the same patient ID Re-attending between 3 & 9 months - Adults	2,458	4,094	60.0%	55.7%	51.7%	50.6%
% of FP17s for Band 1 Urgent Courses	355	4,351	8.2%	7.3%	8.0%	9.1%
% of FP17s Relating to Free Repair or Replacements	46	4,351	1.1%	0.8%	0.8%	0.8%
% of FP17s Relating to Continuations	52	4,351	1.2%	1.3%	1.0%	1.1%
% of Patients satisfied with the dentistry they have received	13	15	86.7%	90.7%	91.5%	91.4%
% of Patients satisfied with the time they had to wait for an appointment	15	15	100.0%	86.7%	88.2%	87.7%

* This is based on patients treated on this contract for their most recent course of treatment. Figures in italics indicate the base number of FP17s or Patient Questionnaire responses are less than 100. N/A is shown where the base number of responses is less than 10 during the period. % is calculated as Quantity/Base number*100

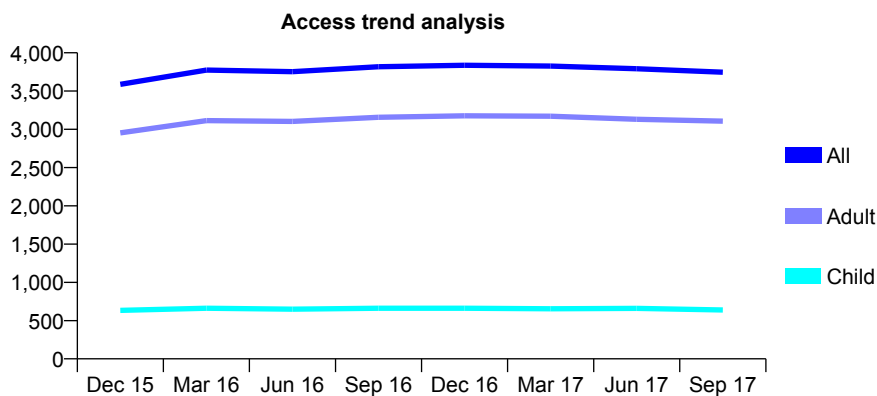
Q55 - Vital Signs At a Glance Contract Report for 787213/0001 - September 2017

Name or company name	MRS SA MITCHELL
Contract type name	GDS Contract
Purpose of contract	General
Contract start date	03/12/2012
Contract end date	

17/18 Contracted general activity (UDA)	12,621
Carry forward general activity (UDA)	0
17/18 Contracted orthodontic activity (UOA)	0
Carry forward orthodontic activity (UOA)	0
Baseline contract value	£399,756.15

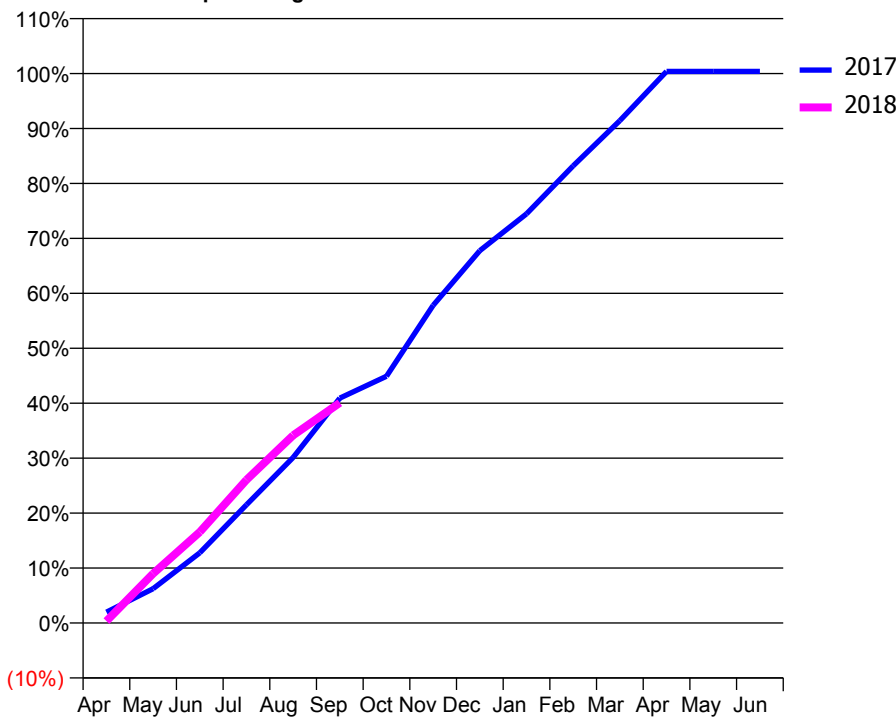
ACCESS*

Patients seen in 24 months	Total	Change since previous quarter
Quarter ending September 2016	3,818	
Quarter ending December 2016	3,837	→
Quarter ending March 2017	3,827	→
Quarter ending June 2017	3,792	→
Quarter ending September 2017	3,746	↓
Variance since September 2016	(1.9%)	↓



ACTIVITY

Cumulative percentage of contracted UDA delivered 2017 & 2018



Month	Adjusted Scheduled Activity (UDA)	
	2017	2018
April	250	45
May	787	1,135
June	1,612	2,090
July	2,716	3,288
August	3,803	4,310
September	5,165	5,058
October	5,668	
November	7,296	
December	8,554	
January	9,399	
February	10,501	
March	11,538	
April	12,669	
May	12,669	
June	12,670	

QUALITY

	Quantity	Base Number	Contract	AT	Region	England
% of FP17s for the same patient ID Re-attending within 3 months - Children	33	571	5.8%	10.4%	11.6%	11.9%
% of FP17s for the same patient ID Re-attending within 3 months - Adults	419	2,740	15.3%	14.2%	15.2%	15.9%
% of FP17s for the same patient ID Re-attending between 3 & 9 months - Children	421	571	73.7%	61.8%	59.1%	58.1%
% of FP17s for the same patient ID Re-attending between 3 & 9 months - Adults	1,790	2,740	65.3%	55.7%	51.7%	50.6%
% of FP17s for Band 1 Urgent Courses	238	2,803	8.5%	7.3%	8.0%	9.1%
% of FP17s Relating to Free Repair or Replacements	40	2,803	1.4%	0.8%	0.8%	0.8%
% of FP17s Relating to Continuations	42	2,803	1.5%	1.3%	1.0%	1.1%
% of Patients satisfied with the dentistry they have received	7	7	N/A	90.7%	91.5%	91.4%
% of Patients satisfied with the time they had to wait for an appointment	6	7	N/A	86.7%	88.2%	87.7%

* This is based on patients treated on this contract for their most recent course of treatment. Figures in italics indicate the base number of FP17s or Patient Questionnaire responses are less than 100. N/A is shown where the base number of responses is less than 10 during the period. % is calculated as Quantity/Base number*100

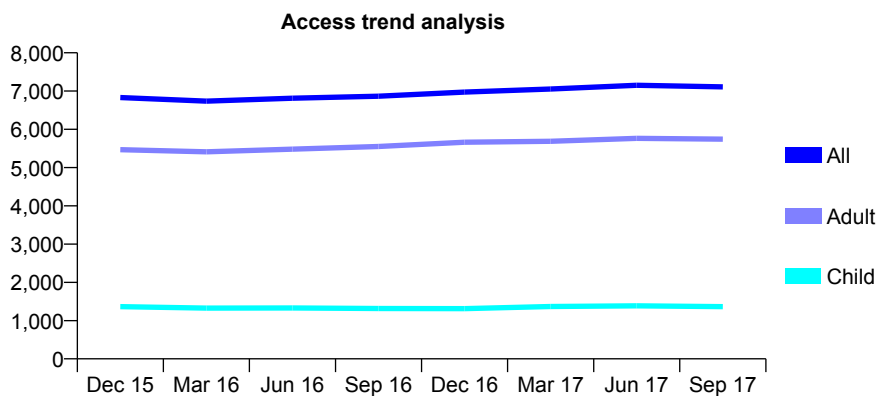
Q55 - Vital Signs At a Glance Contract Report for 810584/0001 - September 2017

Name or company name	MR PR THORPE
Contract type name	GDS Contract
Purpose of contract	General
Contract start date	01/04/2006
Contract end date	

17/18 Contracted general activity (UDA)	17,348
Carry forward general activity (UDA)	0
17/18 Contracted orthodontic activity (UOA)	0
Carry forward orthodontic activity (UOA)	0
Baseline contract value	£475,785.10

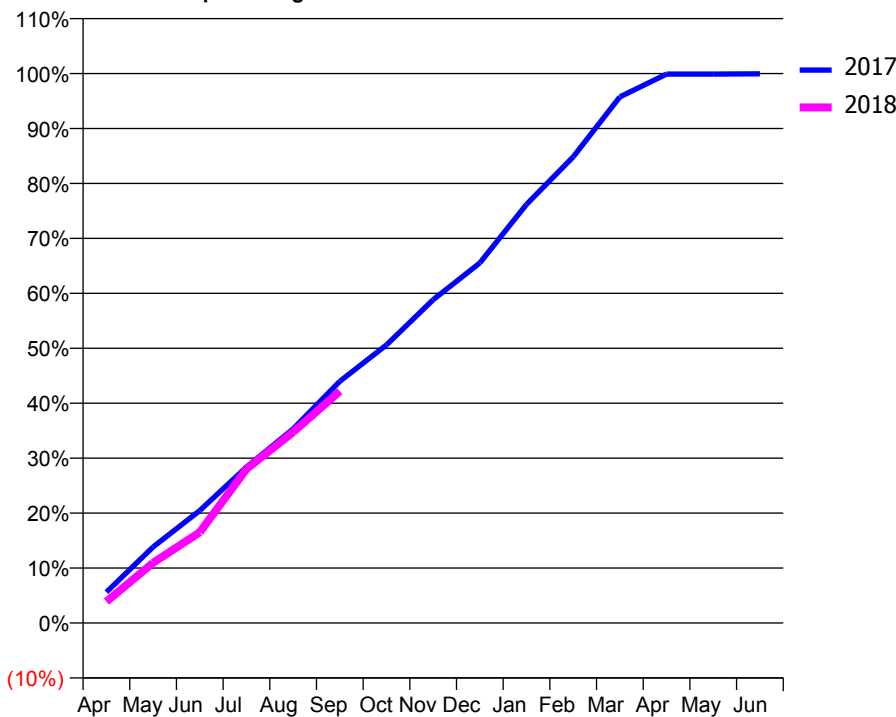
ACCESS*

Patients seen in 24 months	Total	Change since previous quarter
Quarter ending September 2016	6,867	
Quarter ending December 2016	6,973	→
Quarter ending March 2017	7,054	→
Quarter ending June 2017	7,151	→
Quarter ending September 2017	7,108	→
Variance since September 2016	3.5%	↑



ACTIVITY

Cumulative percentage of contracted UDA delivered 2017 & 2018



Month	Adjusted Scheduled Activity (UDA)	
	2017	2018
April	1,033	676
May	2,545	1,901
June	3,761	2,865
July	5,215	4,859
August	6,492	6,028
September	8,083	7,318
October	9,304	
November	10,813	
December	12,046	
January	14,002	
February	15,592	
March	17,598	
April	18,361	
May	18,361	
June	18,369	

QUALITY

	Quantity	Base Number	Contract	AT	Region	England
% of FP17s for the same patient ID Re-attending within 3 months - Children	44	1,004	4.4%	10.4%	11.6%	11.9%
% of FP17s for the same patient ID Re-attending within 3 months - Adults	449	3,940	11.4%	14.2%	15.2%	15.9%
% of FP17s for the same patient ID Re-attending between 3 & 9 months - Children	640	1,004	63.7%	61.8%	59.1%	58.1%
% of FP17s for the same patient ID Re-attending between 3 & 9 months - Adults	2,219	3,940	56.3%	55.7%	51.7%	50.6%
% of FP17s for Band 1 Urgent Courses	423	4,475	9.5%	7.3%	8.0%	9.1%
% of FP17s Relating to Free Repair or Replacements	43	4,475	1.0%	0.8%	0.8%	0.8%
% of FP17s Relating to Continuations	29	4,475	0.6%	1.3%	1.0%	1.1%
% of Patients satisfied with the dentistry they have received	15	17	88.2%	90.7%	91.5%	91.4%
% of Patients satisfied with the time they had to wait for an appointment	14	17	82.4%	86.7%	88.2%	87.7%

* This is based on patients treated on this contract for their most recent course of treatment. Figures in italics indicate the base number of FP17s or Patient Questionnaire responses are less than 100. N/A is shown where the base number of responses is less than 10 during the period. % is calculated as Quantity/Base number*100

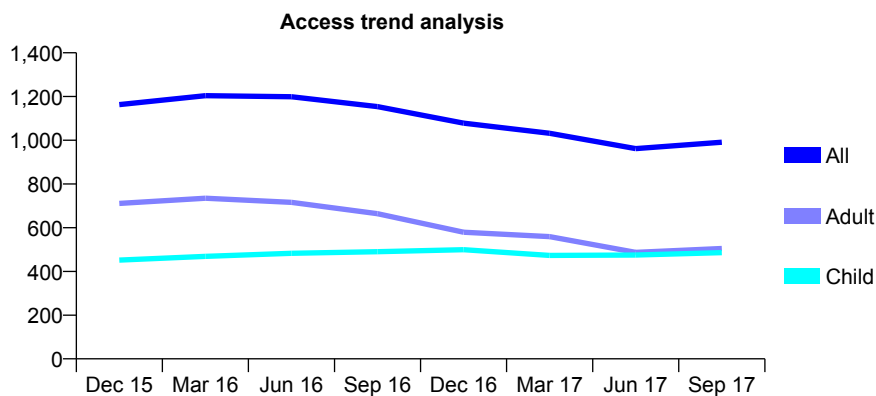
Q55 - Vital Signs At a Glance Contract Report for 810584/0002 - September 2017

Name or company name	MR PR THORPE
Contract type name	GDS Contract
Purpose of contract	General
Contract start date	01/07/2008
Contract end date	

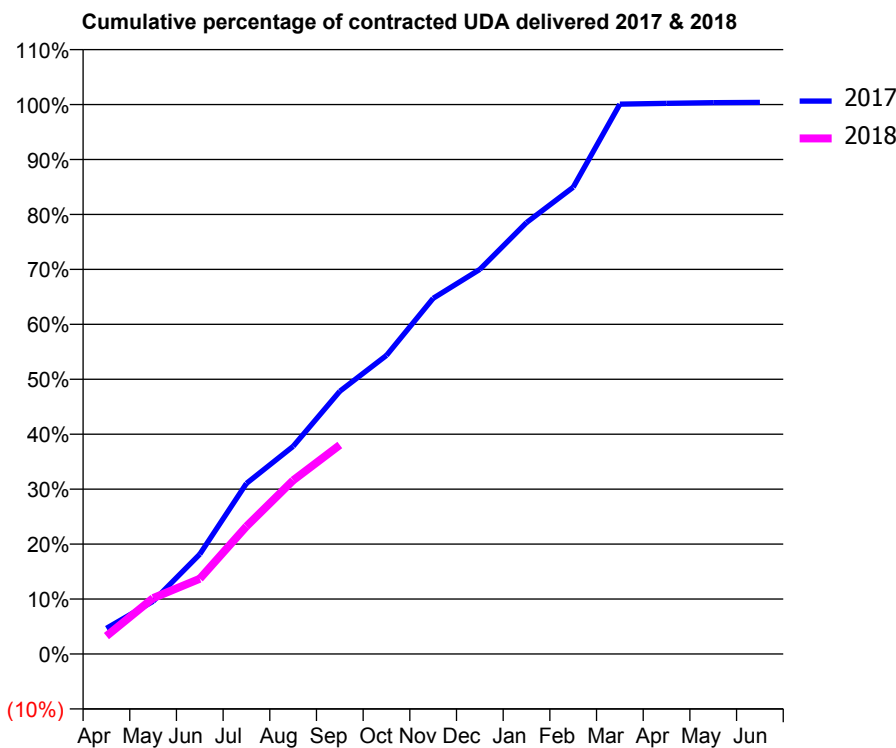
17/18 Contracted general activity (UDA)	3,000
Carry forward general activity (UDA)	0
17/18 Contracted orthodontic activity (UOA)	0
Carry forward orthodontic activity (UOA)	0
Baseline contract value	£114,134.44

ACCESS*

Patients seen in 24 months	Total	Change since previous quarter
Quarter ending September 2016	1,154	
Quarter ending December 2016	1,078	↓
Quarter ending March 2017	1,032	↓
Quarter ending June 2017	962	↓
Quarter ending September 2017	991	↑
Variance since September 2016	(14.1%)	↓



ACTIVITY



Month	Adjusted Scheduled Activity (UDA)	
	2017	2018
April	140	98
May	288	306
June	545	411
July	931	697
August	1,134	948
September	1,434	1,141
October	1,630	
November	1,942	
December	2,100	
January	2,356	
February	2,549	
March	3,002	
April	3,006	
May	3,010	
June	3,011	

QUALITY

	Quantity	Base Number	Contract	AT	Region	England
% of FP17s for the same patient ID Re-attending within 3 months - Children	14	365	3.8%	10.4%	11.6%	11.9%
% of FP17s for the same patient ID Re-attending within 3 months - Adults	14	283	4.9%	14.2%	15.2%	15.9%
% of FP17s for the same patient ID Re-attending between 3 & 9 months - Children	185	365	50.7%	61.8%	59.1%	58.1%
% of FP17s for the same patient ID Re-attending between 3 & 9 months - Adults	73	283	25.8%	55.7%	51.7%	50.6%
% of FP17s for Band 1 Urgent Courses	30	643	4.7%	7.3%	8.0%	9.1%
% of FP17s Relating to Free Repair or Replacements	2	643	0.3%	0.8%	0.8%	0.8%
% of FP17s Relating to Continuations	1	643	0.2%	1.3%	1.0%	1.1%
% of Patients satisfied with the dentistry they have received	1	1	N/A	90.7%	91.5%	91.4%
% of Patients satisfied with the time they had to wait for an appointment	1	1	N/A	86.7%	88.2%	87.7%

* This is based on patients treated on this contract for their most recent course of treatment. Figures in italics indicate the base number of FP17s or Patient Questionnaire responses are less than 100. N/A is shown where the base number of responses is less than 10 during the period. % is calculated as Quantity/Base number*100

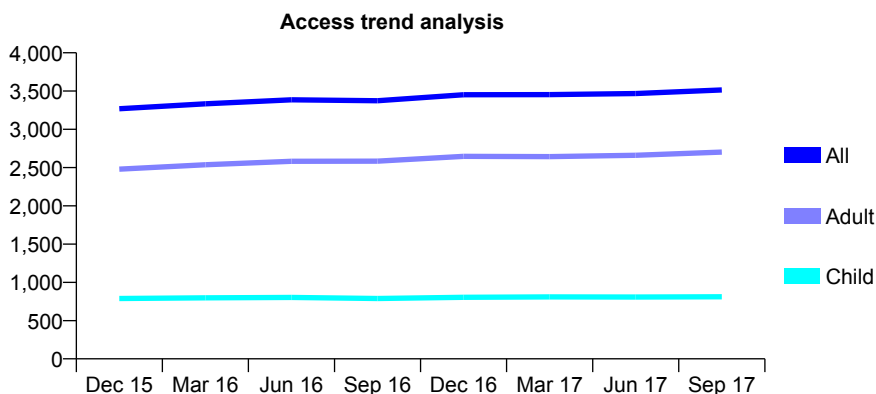
Q55 - Vital Signs At a Glance Contract Report for 813532/0001 - September 2017

Name or company name	MR AE NORTH
Contract type name	GDS Contract
Purpose of contract	General
Contract start date	01/04/2006
Contract end date	

17/18 Contracted general activity (UDA)	10,083
Carry forward general activity (UDA)	0
17/18 Contracted orthodontic activity (UOA)	0
Carry forward orthodontic activity (UOA)	0
Baseline contract value	£319,333.22

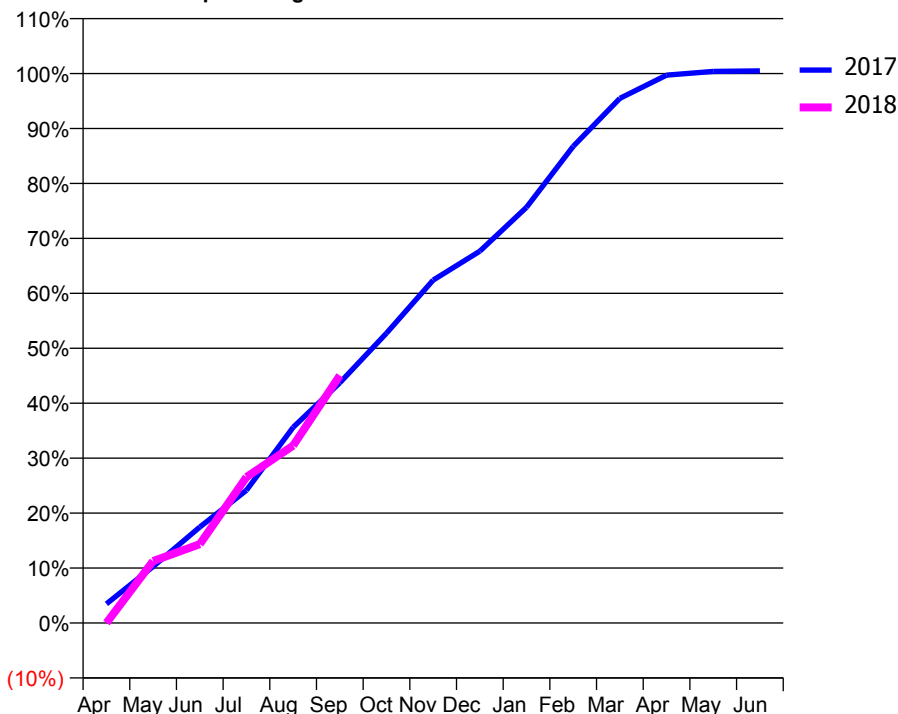
ACCESS*

Patients seen in 24 months	Total	Change since previous quarter
Quarter ending September 2016	3,373	
Quarter ending December 2016	3,451	↑
Quarter ending March 2017	3,453	→
Quarter ending June 2017	3,467	→
Quarter ending September 2017	3,515	→
Variance since September 2016	4.2%	↑



ACTIVITY

Cumulative percentage of contracted UDA delivered 2017 & 2018



QUALITY

	Quantity	Base Number	Contract	AT	Region	England
% of FP17s for the same patient ID Re-attending within 3 months - Children	38	646	5.9%	10.4%	11.6%	11.9%
% of FP17s for the same patient ID Re-attending within 3 months - Adults	261	2,070	12.6%	14.2%	15.2%	15.9%
% of FP17s for the same patient ID Re-attending between 3 & 9 months - Children	417	646	64.6%	61.8%	59.1%	58.1%
% of FP17s for the same patient ID Re-attending between 3 & 9 months - Adults	1,305	2,070	63.0%	55.7%	51.7%	50.6%
% of FP17s for Band 1 Urgent Courses	146	2,454	5.9%	7.3%	8.0%	9.1%
% of FP17s Relating to Free Repair or Replacements	27	2,454	1.1%	0.8%	0.8%	0.8%
% of FP17s Relating to Continuations	63	2,454	2.6%	1.3%	1.0%	1.1%
% of Patients satisfied with the dentistry they have received	9	9	N/A	90.7%	91.5%	91.4%
% of Patients satisfied with the time they had to wait for an appointment	9	9	N/A	86.7%	88.2%	87.7%

* This is based on patients treated on this contract for their most recent course of treatment. Figures in italics indicate the base number of FP17s or Patient Questionnaire responses are less than 100. N/A is shown where the base number of responses is less than 10 during the period. % is calculated as Quantity/Base number*100

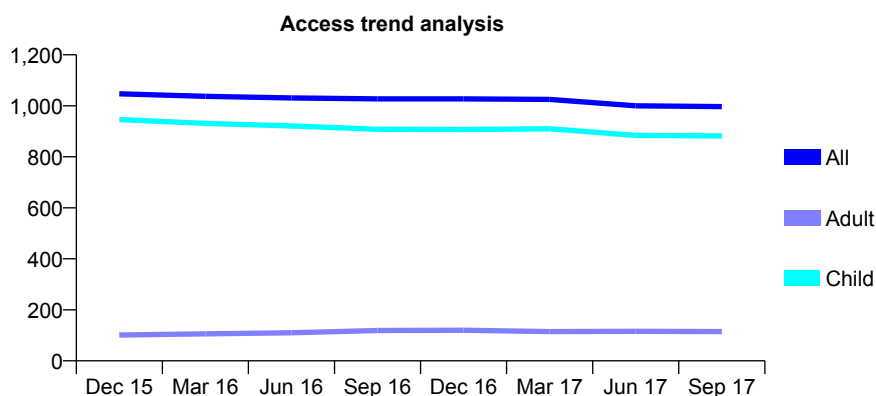
Q55 - Vital Signs At a Glance Contract Report for 813842/0002 - September 2017

Name or company name	MR DA DUNNING
Contract type name	GDS Contract
Purpose of contract	General and Orthodontic
Contract start date	01/04/2006
Contract end date	

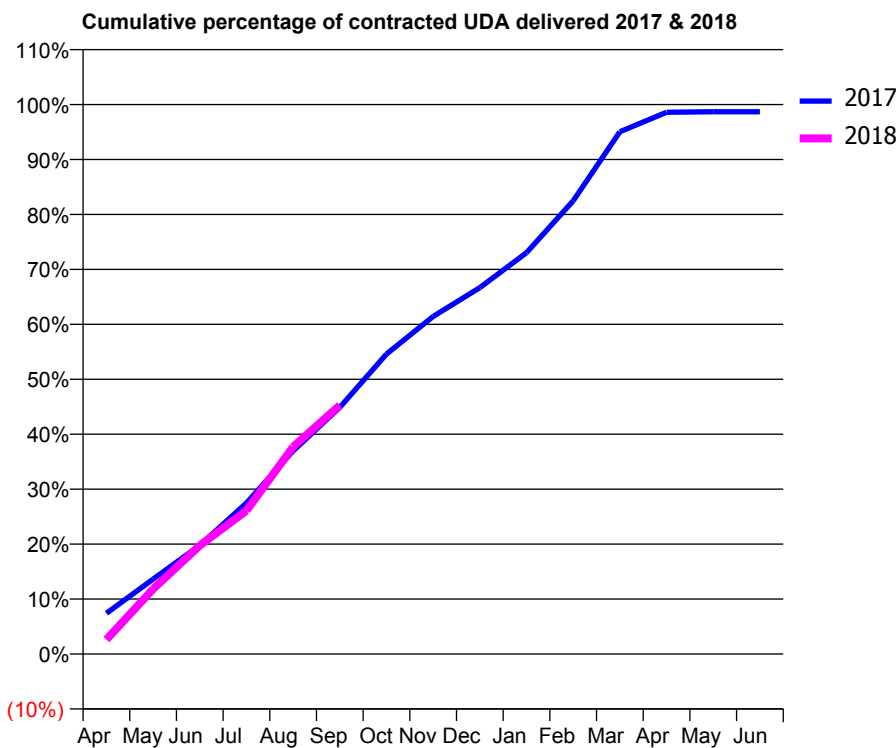
17/18 Contracted general activity (UDA)	2,012
Carry forward general activity (UDA)	0
17/18 Contracted orthodontic activity (UOA)	423
Carry forward orthodontic activity (UOA)	0
Baseline contract value	£72,036.75

ACCESS*

Patients seen in 24 months	Total	Change since previous quarter
Quarter ending September 2016	1,027	
Quarter ending December 2016	1,027	→
Quarter ending March 2017	1,025	→
Quarter ending June 2017	1,000	↓
Quarter ending September 2017	997	→
Variance since September 2016	(2.9%)	↓



ACTIVITY



Month	Adjusted Scheduled Activity (UDA)	
	2017	2018
April	149	53
May	274	238
June	398	397
July	553	525
August	744	758
September	903	911
October	1,098	
November	1,236	
December	1,342	
January	1,469	
February	1,659	
March	1,912	
April	1,984	
May	1,986	
June	1,986	

QUALITY

	Quantity	Base Number	Contract	AT	Region	England
% of FP17s for the same patient ID Re-attending within 3 months - Children	54	739	7.3%	10.4%	11.6%	11.9%
% of FP17s for the same patient ID Re-attending within 3 months - Adults	2	25	8.0%	14.2%	15.2%	15.9%
% of FP17s for the same patient ID Re-attending between 3 & 9 months - Children	515	739	69.7%	61.8%	59.1%	58.1%
% of FP17s for the same patient ID Re-attending between 3 & 9 months - Adults	9	25	36.0%	55.7%	51.7%	50.6%
% of FP17s for Band 1 Urgent Courses	13	678	1.9%	7.3%	8.0%	9.1%
% of FP17s Relating to Free Repair or Replacements	0	678	0.0%	0.8%	0.8%	0.8%
% of FP17s Relating to Continuations	0	678	0.0%	1.3%	1.0%	1.1%
% of Patients satisfied with the dentistry they have received	1	2	N/A	90.7%	91.5%	91.4%
% of Patients satisfied with the time they had to wait for an appointment	1	2	N/A	86.7%	88.2%	87.7%

* This is based on patients treated on this contract for their most recent course of treatment. Figures in italics indicate the base number of FP17s or Patient Questionnaire responses are less than 100. N/A is shown where the base number of responses is less than 10 during the period. % is calculated as Quantity/Base number*100

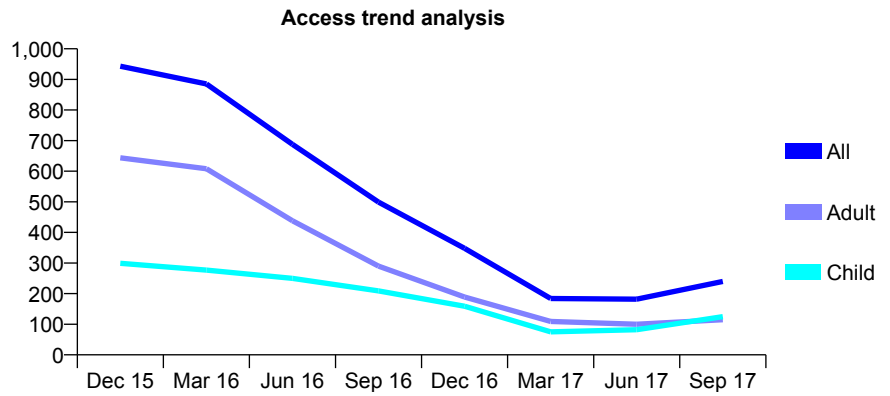
Q55 - Vital Signs At a Glance Contract Report for 819417/0001 - September 2017

Name or company name	MRS HM BAKER
Contract type name	GDS Contract
Purpose of contract	General
Contract start date	01/04/2006
Contract end date	

17/18 Contracted general activity (UDA)	617
Carry forward general activity (UDA)	0
17/18 Contracted orthodontic activity (UOA)	0
Carry forward orthodontic activity (UOA)	0
Baseline contract value	£13,950.61

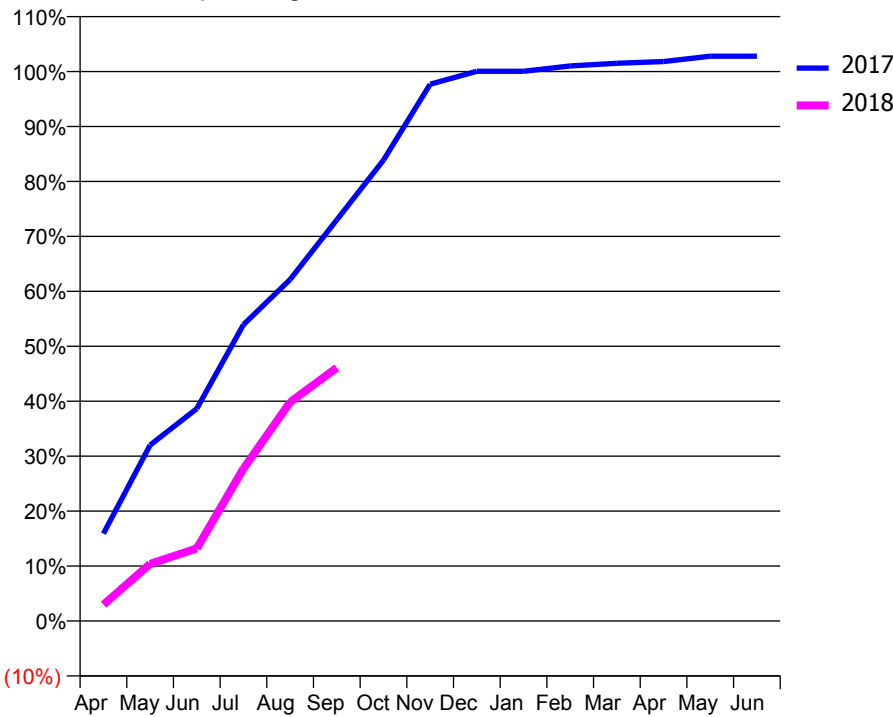
ACCESS*

Patients seen in 24 months	Total	Change since previous quarter
Quarter ending September 2016	499	
Quarter ending December 2016	348	↓
Quarter ending March 2017	184	↓
Quarter ending June 2017	182	↓
Quarter ending September 2017	240	↑
Variance since September 2016	(51.9%)	↓



ACTIVITY

Cumulative percentage of contracted UDA delivered 2017 & 2018



Month	Adjusted Scheduled Activity (UDA)	
	2017	2018
April	98	18
May	198	64
June	238	82
July	333	171
August	384	246
September	450	284
October	518	
November	603	
December	617	
January	617	
February	623	
March	626	
April	628	
May	634	
June	634	

QUALITY

	Quantity	Base Number	Contract	AT	Region	England
% of FP17s for the same patient ID Re-attending within 3 months - Children	4	103	3.9%	10.4%	11.6%	11.9%
% of FP17s for the same patient ID Re-attending within 3 months - Adults	6	120	5.0%	14.2%	15.2%	15.9%
% of FP17s for the same patient ID Re-attending between 3 & 9 months - Children	31	103	30.1%	61.8%	59.1%	58.1%
% of FP17s for the same patient ID Re-attending between 3 & 9 months - Adults	29	120	24.2%	55.7%	51.7%	50.6%
% of FP17s for Band 1 Urgent Courses	42	219	19.2%	7.3%	8.0%	9.1%
% of FP17s Relating to Free Repair or Replacements	0	219	0.0%	0.8%	0.8%	0.8%
% of FP17s Relating to Continuations	0	219	0.0%	1.3%	1.0%	1.1%
% of Patients satisfied with the dentistry they have received	1	1	N/A	90.7%	91.5%	91.4%
% of Patients satisfied with the time they had to wait for an appointment	1	1	N/A	86.7%	88.2%	87.7%

* This is based on patients treated on this contract for their most recent course of treatment. Figures in italics indicate the base number of FP17s or Patient Questionnaire responses are less than 100. N/A is shown where the base number of responses is less than 10 during the period. % is calculated as Quantity/Base number*100

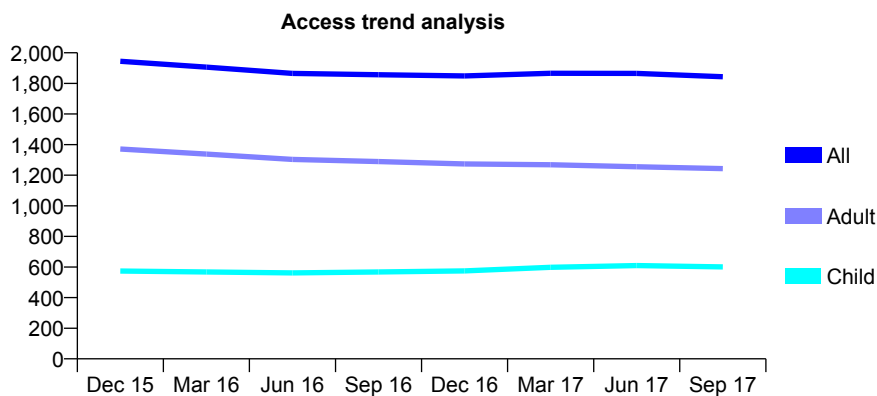
Q55 - Vital Signs At a Glance Contract Report for 819700/0001 - September 2017

Name or company name	MR JS SAGOO
Contract type name	GDS Contract
Purpose of contract	General
Contract start date	01/04/2006
Contract end date	

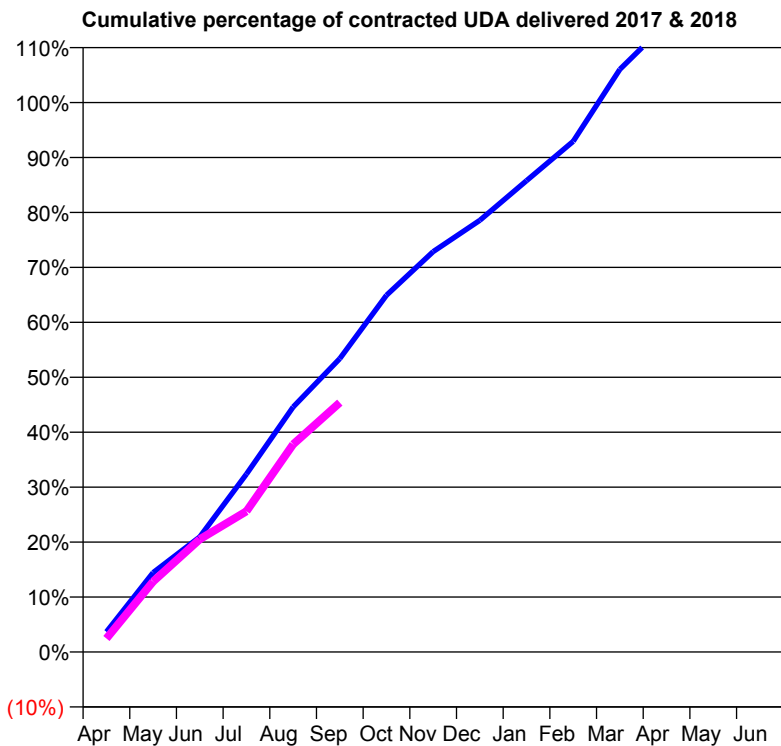
17/18 Contracted general activity (UDA)	5,119
Carry forward general activity (UDA)	0
17/18 Contracted orthodontic activity (UOA)	0
Carry forward orthodontic activity (UOA)	0
Baseline contract value	£148,955.55

ACCESS*

Patients seen in 24 months	Total	Change since previous quarter
Quarter ending September 2016	1,857	
Quarter ending December 2016	1,849	→
Quarter ending March 2017	1,866	→
Quarter ending June 2017	1,865	→
Quarter ending September 2017	1,844	↓
Variance since September 2016	(0.7%)	→



ACTIVITY



Month	Adjusted Scheduled Activity (UDA)	
	2017	2018
April	188	126
May	740	657
June	1,073	1,050
July	1,657	1,312
August	2,282	1,935
September	2,734	2,324
October	3,323	
November	3,730	
December	4,022	
January	4,390	
February	4,758	
March	5,428	
April	5,854	
May	5,842	
June	5,842	

QUALITY

	Quantity	Base Number	Contract	AT	Region	England
% of FP17s for the same patient ID Re-attending within 3 months - Children	25	383	6.5%	10.4%	11.6%	11.9%
% of FP17s for the same patient ID Re-attending within 3 months - Adults	155	775	20.0%	14.2%	15.2%	15.9%
% of FP17s for the same patient ID Re-attending between 3 & 9 months - Children	181	383	47.3%	61.8%	59.1%	58.1%
% of FP17s for the same patient ID Re-attending between 3 & 9 months - Adults	290	775	37.4%	55.7%	51.7%	50.6%
% of FP17s for Band 1 Urgent Courses	70	1,026	6.8%	7.3%	8.0%	9.1%
% of FP17s Relating to Free Repair or Replacements	13	1,026	1.3%	0.8%	0.8%	0.8%
% of FP17s Relating to Continuations	37	1,026	3.6%	1.3%	1.0%	1.1%
% of Patients satisfied with the dentistry they have received	0	0	N/A	90.7%	91.5%	91.4%
% of Patients satisfied with the time they had to wait for an appointment	0	0	N/A	86.7%	88.2%	87.7%

* This is based on patients treated on this contract for their most recent course of treatment. Figures in italics indicate the base number of FP17s or Patient Questionnaire responses are less than 100. N/A is shown where the base number of responses is less than 10 during the period. % is calculated as Quantity/Base number*100

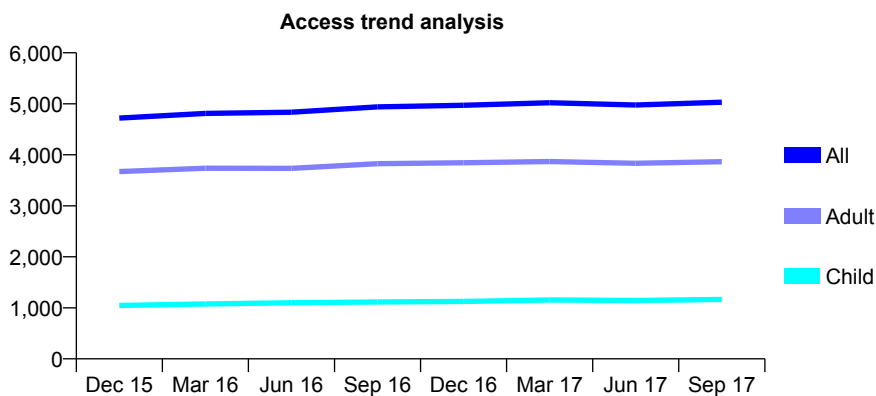
Q55 - Vital Signs At a Glance Contract Report for 819700/0002 - September 2017

Name or company name	MR JS SAGOO
Contract type name	GDS Contract
Purpose of contract	General
Contract start date	01/04/2006
Contract end date	

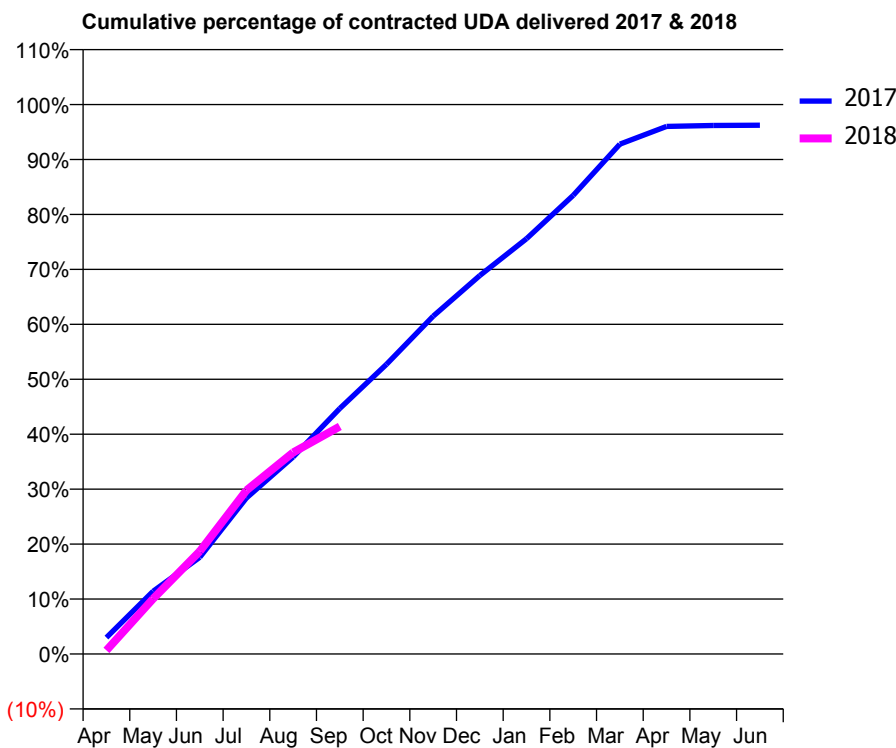
17/18 Contracted general activity (UDA)	13,394
Carry forward general activity (UDA)	0
17/18 Contracted orthodontic activity (UOA)	0
Carry forward orthodontic activity (UOA)	0
Baseline contract value	£332,156.66

ACCESS*

Patients seen in 24 months	Total	Change since previous quarter
Quarter ending September 2016	4,940	
Quarter ending December 2016	4,970	→
Quarter ending March 2017	5,022	→
Quarter ending June 2017	4,977	→
Quarter ending September 2017	5,031	→
Variance since September 2016	1.8%	→



ACTIVITY



Month	Adjusted Scheduled Activity (UDA)	
	2017	2018
April	401	90
May	1,529	1,347
June	2,359	2,504
July	3,803	3,990
August	4,804	4,913
September	5,986	5,545
October	7,060	
November	8,234	
December	9,227	
January	10,123	
February	11,179	
March	12,427	
April	12,860	
May	12,881	
June	12,890	

QUALITY

	Quantity	Base Number	Contract	AT	Region	England
% of FP17s for the same patient ID Re-attending within 3 months - Children	46	673	6.8%	10.4%	11.6%	11.9%
% of FP17s for the same patient ID Re-attending within 3 months - Adults	289	2,169	13.3%	14.2%	15.2%	15.9%
% of FP17s for the same patient ID Re-attending between 3 & 9 months - Children	283	673	42.1%	61.8%	59.1%	58.1%
% of FP17s for the same patient ID Re-attending between 3 & 9 months - Adults	1,023	2,169	47.2%	55.7%	51.7%	50.6%
% of FP17s for Band 1 Urgent Courses	166	2,645	6.3%	7.3%	8.0%	9.1%
% of FP17s Relating to Free Repair or Replacements	14	2,645	0.5%	0.8%	0.8%	0.8%
% of FP17s Relating to Continuations	30	2,645	1.1%	1.3%	1.0%	1.1%
% of Patients satisfied with the dentistry they have received	6	7	N/A	90.7%	91.5%	91.4%
% of Patients satisfied with the time they had to wait for an appointment	6	7	N/A	86.7%	88.2%	87.7%

* This is based on patients treated on this contract for their most recent course of treatment. Figures in italics indicate the base number of FP17s or Patient Questionnaire responses are less than 100. N/A is shown where the base number of responses is less than 10 during the period. % is calculated as Quantity/Base number*100

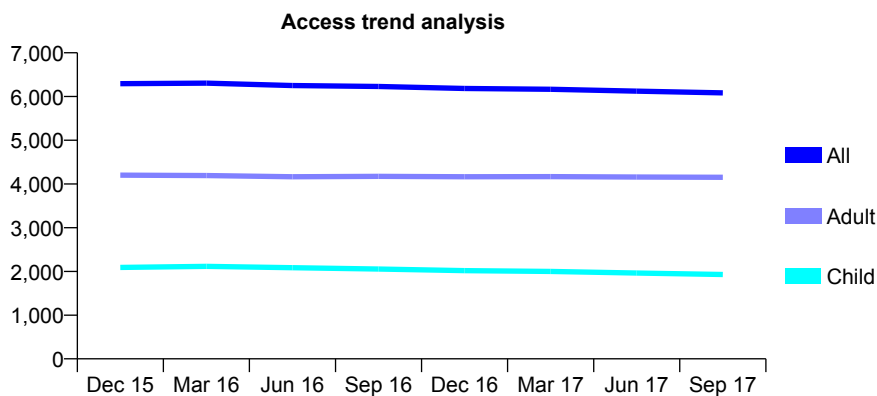
Q55 - Vital Signs At a Glance Contract Report for 825050/0001 - September 2017

Name or company name	MR LS MASTERSON
Contract type name	GDS Contract
Purpose of contract	General
Contract start date	01/04/2006
Contract end date	

17/18 Contracted general activity (UDA)	18,209
Carry forward general activity (UDA)	0
17/18 Contracted orthodontic activity (UOA)	0
Carry forward orthodontic activity (UOA)	0
Baseline contract value	£435,858.17

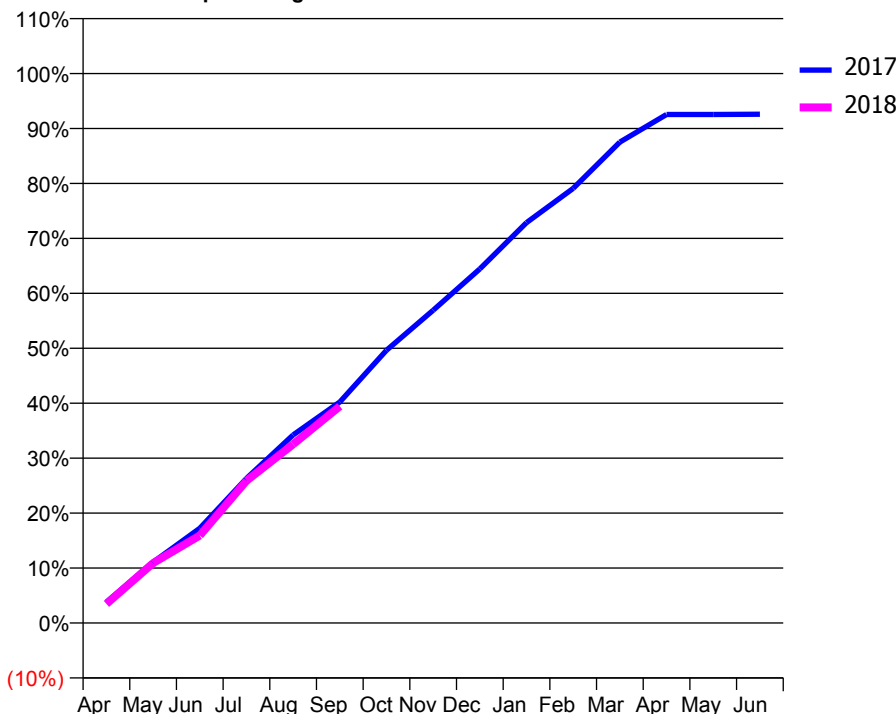
ACCESS*

Patients seen in 24 months	Total	Change since previous quarter
Quarter ending September 2016	6,230	
Quarter ending December 2016	6,184	→
Quarter ending March 2017	6,165	→
Quarter ending June 2017	6,123	→
Quarter ending September 2017	6,082	→
Variance since September 2016	(2.4%)	↓



ACTIVITY

Cumulative percentage of contracted UDA delivered 2017 & 2018



Month	Adjusted Scheduled Activity (UDA)	
	2017	2018
April	692	635
May	2,019	1,984
June	3,138	2,902
July	4,791	4,711
August	6,233	5,922
September	7,322	7,183
October	9,039	
November	10,366	
December	11,733	
January	13,267	
February	14,404	
March	15,935	
April	16,849	
May	16,849	
June	16,860	

QUALITY

	Quantity	Base Number	Contract	AT	Region	England
% of FP17s for the same patient ID Re-attending within 3 months - Children	191	1,764	10.8%	10.4%	11.6%	11.9%
% of FP17s for the same patient ID Re-attending within 3 months - Adults	711	3,721	19.1%	14.2%	15.2%	15.9%
% of FP17s for the same patient ID Re-attending between 3 & 9 months - Children	1,216	1,764	68.9%	61.8%	59.1%	58.1%
% of FP17s for the same patient ID Re-attending between 3 & 9 months - Adults	2,461	3,721	66.1%	55.7%	51.7%	50.6%
% of FP17s for Band 1 Urgent Courses	569	4,884	11.7%	7.3%	8.0%	9.1%
% of FP17s Relating to Free Repair or Replacements	69	4,884	1.4%	0.8%	0.8%	0.8%
% of FP17s Relating to Continuations	84	4,884	1.7%	1.3%	1.0%	1.1%
% of Patients satisfied with the dentistry they have received	22	23	95.7%	90.7%	91.5%	91.4%
% of Patients satisfied with the time they had to wait for an appointment	22	23	95.7%	86.7%	88.2%	87.7%

* This is based on patients treated on this contract for their most recent course of treatment. Figures in italics indicate the base number of FP17s or Patient Questionnaire responses are less than 100. N/A is shown where the base number of responses is less than 10 during the period. % is calculated as Quantity/Base number*100

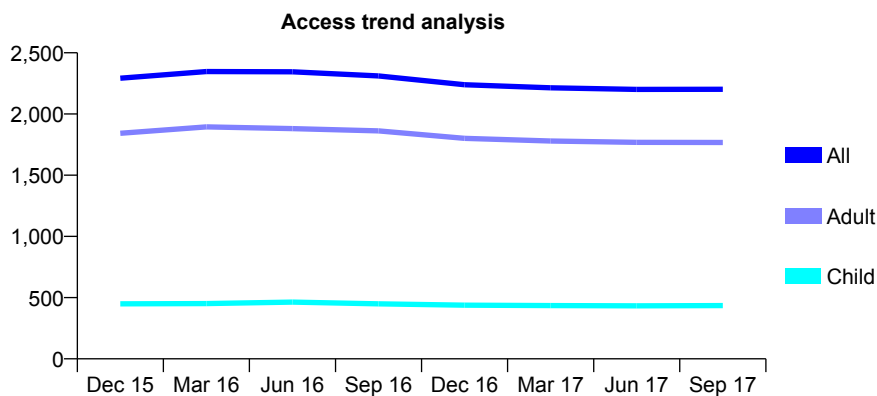
Q55 - Vital Signs At a Glance Contract Report for 829048/0002 - September 2017

Name or company name	MR BS CHATHA
Contract type name	GDS Contract
Purpose of contract	General
Contract start date	01/10/2007
Contract end date	

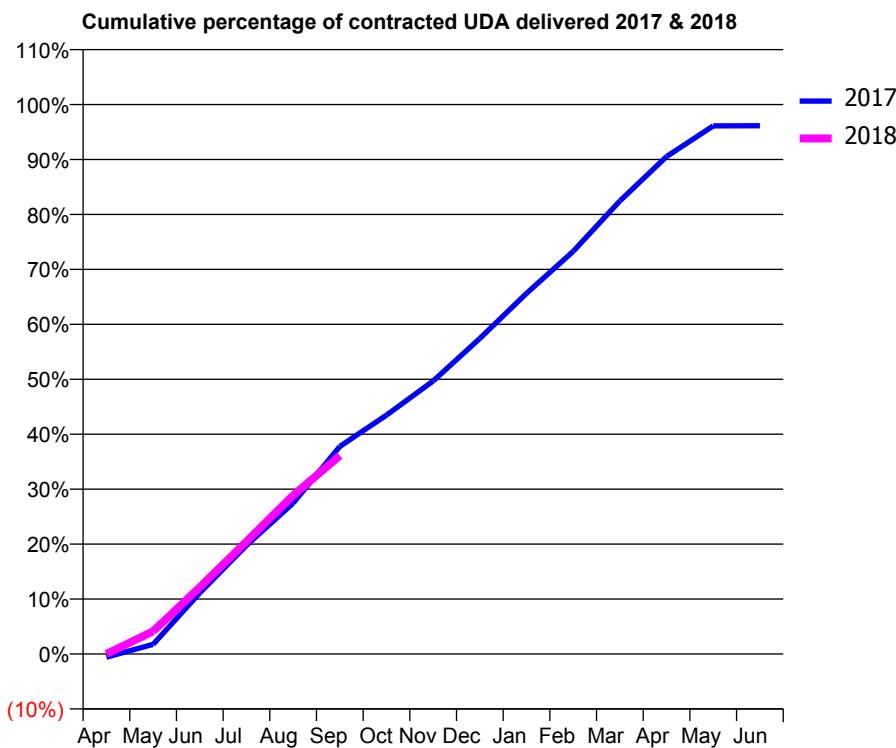
17/18 Contracted general activity (UDA)	9,028
Carry forward general activity (UDA)	0
17/18 Contracted orthodontic activity (UOA)	0
Carry forward orthodontic activity (UOA)	0
Baseline contract value	£252,914.91

ACCESS*

Patients seen in 24 months	Total	Change since previous quarter
Quarter ending September 2016	2,311	
Quarter ending December 2016	2,239	↓
Quarter ending March 2017	2,214	↓
Quarter ending June 2017	2,201	→
Quarter ending September 2017	2,202	→
Variance since September 2016	(4.7%)	↓



ACTIVITY



Month	Adjusted Scheduled Activity (UDA)	
	2017	2018
April	-54	0
May	159	374
June	1,004	1,097
July	1,784	1,848
August	2,479	2,606
September	3,411	3,258
October	3,926	
November	4,486	
December	5,184	
January	5,925	
February	6,616	
March	7,444	
April	8,174	
May	8,677	
June	8,680	

QUALITY

	Quantity	Base Number	Contract	AT	Region	England
% of FP17s for the same patient ID Re-attending within 3 months - Children	17	350	4.9%	10.4%	11.6%	11.9%
% of FP17s for the same patient ID Re-attending within 3 months - Adults	211	1,546	13.6%	14.2%	15.2%	15.9%
% of FP17s for the same patient ID Re-attending between 3 & 9 months - Children	216	350	61.7%	61.8%	59.1%	58.1%
% of FP17s for the same patient ID Re-attending between 3 & 9 months - Adults	909	1,546	58.8%	55.7%	51.7%	50.6%
% of FP17s for Band 1 Urgent Courses	9	1,418	0.6%	7.3%	8.0%	9.1%
% of FP17s Relating to Free Repair or Replacements	6	1,418	0.4%	0.8%	0.8%	0.8%
% of FP17s Relating to Continuations	34	1,418	2.4%	1.3%	1.0%	1.1%
% of Patients satisfied with the dentistry they have received	16	17	94.1%	90.7%	91.5%	91.4%
% of Patients satisfied with the time they had to wait for an appointment	17	17	100.0%	86.7%	88.2%	87.7%

* This is based on patients treated on this contract for their most recent course of treatment. Figures in italics indicate the base number of FP17s or Patient Questionnaire responses are less than 100. N/A is shown where the base number of responses is less than 10 during the period. % is calculated as Quantity/Base number*100

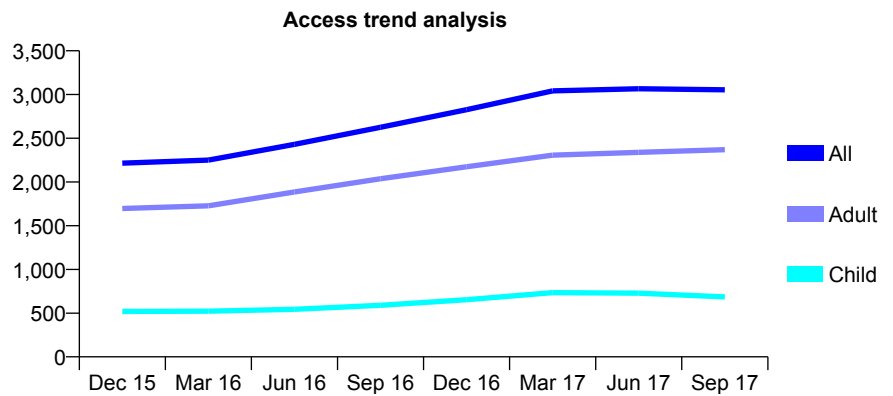
Q55 - Vital Signs At a Glance Contract Report for 833517/0001 - September 2017

Name or company name	MISS NS FRY
Contract type name	GDS Contract
Purpose of contract	General
Contract start date	01/04/2006
Contract end date	

17/18 Contracted general activity (UDA)	8,960
Carry forward general activity (UDA)	0
17/18 Contracted orthodontic activity (UOA)	0
Carry forward orthodontic activity (UOA)	0
Baseline contract value	£205,522.11

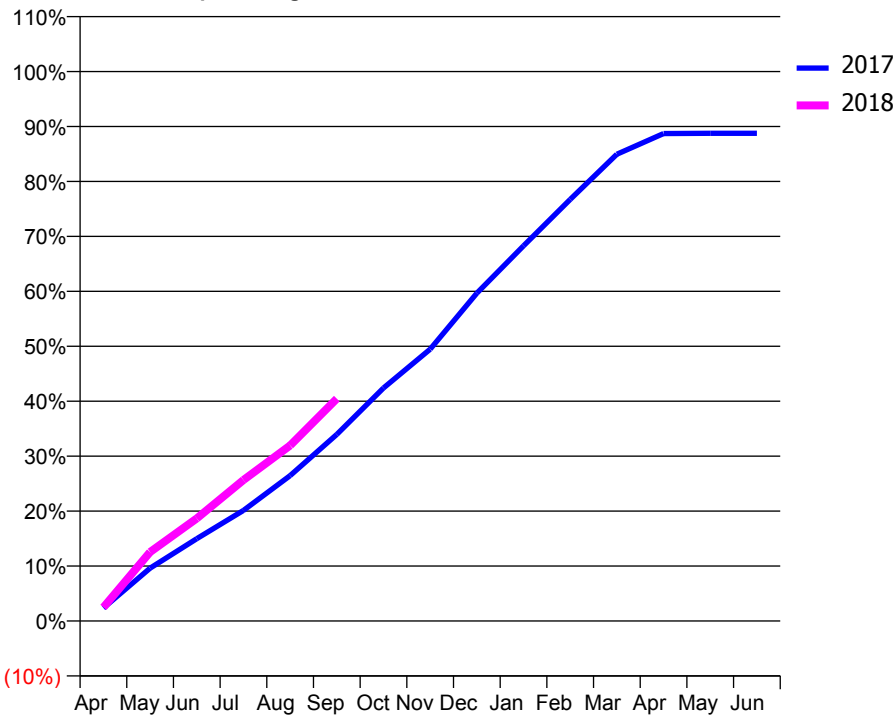
ACCESS*

Patients seen in 24 months	Total	Change since previous quarter
Quarter ending September 2016	2,626	
Quarter ending December 2016	2,827	↑
Quarter ending March 2017	3,041	↑
Quarter ending June 2017	3,066	→
Quarter ending September 2017	3,054	→
Variance since September 2016	16.3%	↑



ACTIVITY

Cumulative percentage of contracted UDA delivered 2017 & 2018



Month	Adjusted Scheduled Activity (UDA)	
	2017	2018
April	211	223
May	863	1,126
June	1,342	1,672
July	1,804	2,300
August	2,371	2,863
September	3,043	3,625
October	3,799	
November	4,432	
December	5,345	
January	6,118	
February	6,874	
March	7,612	
April	7,948	
May	7,953	
June	7,953	

QUALITY

	Quantity	Base Number	Contract	AT	Region	England
% of FP17s for the same patient ID Re-attending within 3 months - Children	39	590	6.6%	10.4%	11.6%	11.9%
% of FP17s for the same patient ID Re-attending within 3 months - Adults	262	1,966	13.3%	14.2%	15.2%	15.9%
% of FP17s for the same patient ID Re-attending between 3 & 9 months - Children	415	590	70.3%	61.8%	59.1%	58.1%
% of FP17s for the same patient ID Re-attending between 3 & 9 months - Adults	1,301	1,966	66.2%	55.7%	51.7%	50.6%
% of FP17s for Band 1 Urgent Courses	225	2,330	9.7%	7.3%	8.0%	9.1%
% of FP17s Relating to Free Repair or Replacements	14	2,330	0.6%	0.8%	0.8%	0.8%
% of FP17s Relating to Continuations	23	2,330	1.0%	1.3%	1.0%	1.1%
% of Patients satisfied with the dentistry they have received	3	3	N/A	90.7%	91.5%	91.4%
% of Patients satisfied with the time they had to wait for an appointment	2	3	N/A	86.7%	88.2%	87.7%

* This is based on patients treated on this contract for their most recent course of treatment. Figures in italics indicate the base number of FP17s or Patient Questionnaire responses are less than 100. N/A is shown where the base number of responses is less than 10 during the period. % is calculated as Quantity/Base number*100

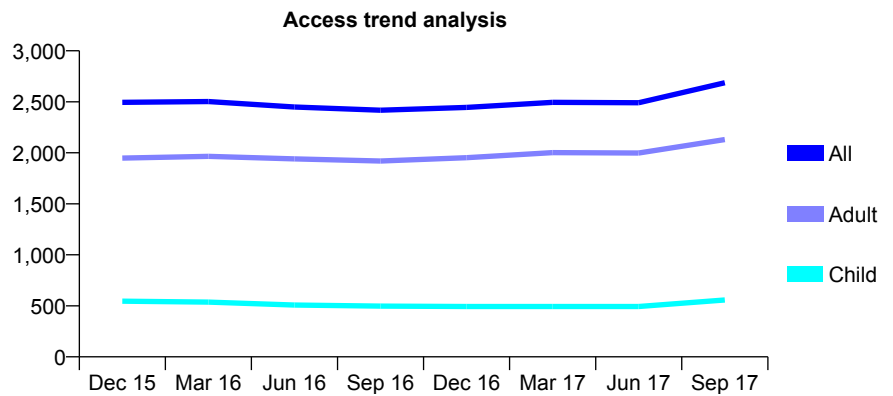
Q55 - Vital Signs At a Glance Contract Report for 836117/0001 - September 2017

Name or company name	MR RS RUPRA
Contract type name	GDS Contract
Purpose of contract	General
Contract start date	01/10/2007
Contract end date	

17/18 Contracted general activity (UDA)	9,028
Carry forward general activity (UDA)	0
17/18 Contracted orthodontic activity (UOA)	0
Carry forward orthodontic activity (UOA)	0
Baseline contract value	£252,914.91

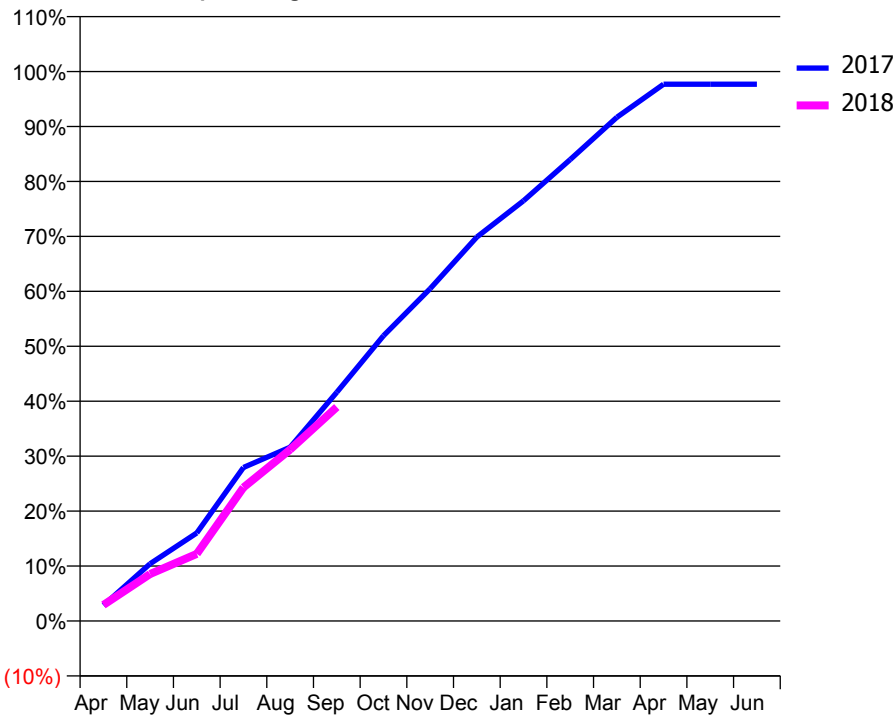
ACCESS*

Patients seen in 24 months	Total	Change since previous quarter
Quarter ending September 2016	2,418	
Quarter ending December 2016	2,445	→
Quarter ending March 2017	2,495	↑
Quarter ending June 2017	2,491	→
Quarter ending September 2017	2,687	↑
Variance since September 2016	11.1%	↑



ACTIVITY

Cumulative percentage of contracted UDA delivered 2017 & 2018



Month	Adjusted Scheduled Activity (UDA)	
	2017	2018
April	257	264
May	942	771
June	1,448	1,103
July	2,523	2,195
August	2,855	2,817
September	3,759	3,516
October	4,687	
November	5,460	
December	6,309	
January	6,905	
February	7,582	
March	8,275	
April	8,818	
May	8,819	
June	8,819	

QUALITY

	Quantity	Base Number	Contract	AT	Region	England
% of FP17s for the same patient ID Re-attending within 3 months - Children	44	532	8.3%	10.4%	11.6%	11.9%
% of FP17s for the same patient ID Re-attending within 3 months - Adults	218	1,908	11.4%	14.2%	15.2%	15.9%
% of FP17s for the same patient ID Re-attending between 3 & 9 months - Children	288	532	54.1%	61.8%	59.1%	58.1%
% of FP17s for the same patient ID Re-attending between 3 & 9 months - Adults	1,123	1,908	58.9%	55.7%	51.7%	50.6%
% of FP17s for Band 1 Urgent Courses	70	2,019	3.5%	7.3%	8.0%	9.1%
% of FP17s Relating to Free Repair or Replacements	3	2,019	0.1%	0.8%	0.8%	0.8%
% of FP17s Relating to Continuations	54	2,019	2.7%	1.3%	1.0%	1.1%
% of Patients satisfied with the dentistry they have received	7	8	N/A	90.7%	91.5%	91.4%
% of Patients satisfied with the time they had to wait for an appointment	6	8	N/A	86.7%	88.2%	87.7%

* This is based on patients treated on this contract for their most recent course of treatment. Figures in italics indicate the base number of FP17s or Patient Questionnaire responses are less than 100. N/A is shown where the base number of responses is less than 10 during the period. % is calculated as Quantity/Base number*100

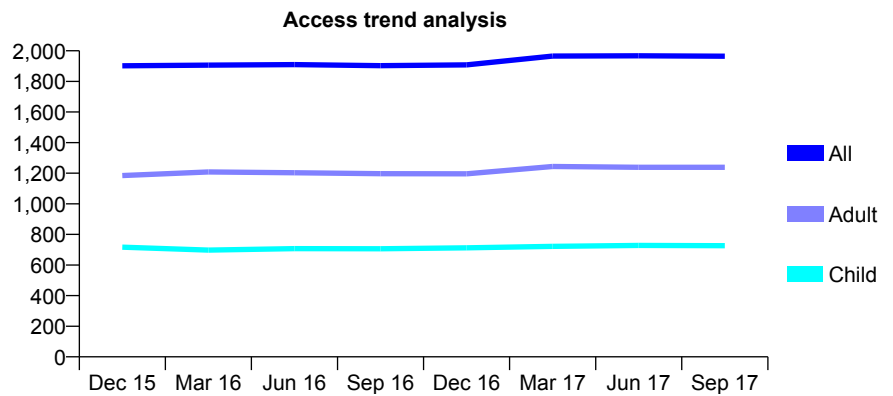
Q55 - Vital Signs At a Glance Contract Report for 836362/0001 - September 2017

Name or company name	MR MM OSMAN
Contract type name	GDS Contract
Purpose of contract	General
Contract start date	01/04/2006
Contract end date	

17/18 Contracted general activity (UDA)	5,819
Carry forward general activity (UDA)	0
17/18 Contracted orthodontic activity (UOA)	0
Carry forward orthodontic activity (UOA)	0
Baseline contract value	£130,853.15

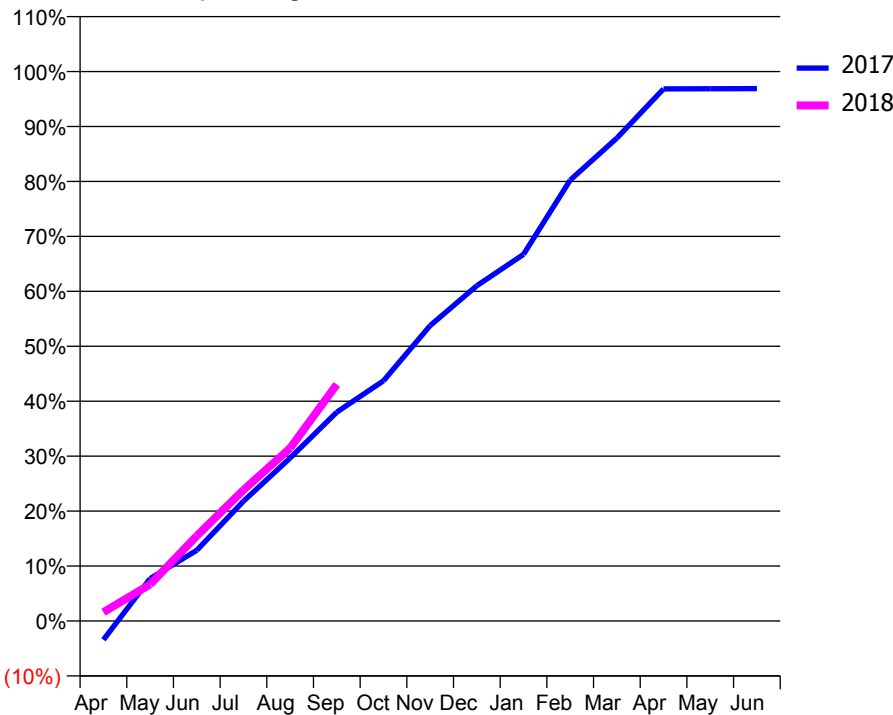
ACCESS*

Patients seen in 24 months	Total	Change since previous quarter
Quarter ending September 2016	1,903	
Quarter ending December 2016	1,908	→
Quarter ending March 2017	1,966	↑
Quarter ending June 2017	1,967	→
Quarter ending September 2017	1,965	→
Variance since September 2016	3.3%	↑



ACTIVITY

Cumulative percentage of contracted UDA delivered 2017 & 2018



Month	Adjusted Scheduled Activity (UDA)	
	2017	2018
April	-199	94
May	450	388
June	749	901
July	1,268	1,388
August	1,726	1,831
September	2,211	2,506
October	2,544	
November	3,129	
December	3,551	
January	3,883	
February	4,669	
March	5,114	
April	5,635	
May	5,637	
June	5,638	

QUALITY

	Quantity	Base Number	Contract	AT	Region	England
% of FP17s for the same patient ID Re-attending within 3 months - Children	55	718	7.7%	10.4%	11.6%	11.9%
% of FP17s for the same patient ID Re-attending within 3 months - Adults	109	960	11.4%	14.2%	15.2%	15.9%
% of FP17s for the same patient ID Re-attending between 3 & 9 months - Children	522	718	72.7%	61.8%	59.1%	58.1%
% of FP17s for the same patient ID Re-attending between 3 & 9 months - Adults	564	960	58.8%	55.7%	51.7%	50.6%
% of FP17s for Band 1 Urgent Courses	79	1,484	5.3%	7.3%	8.0%	9.1%
% of FP17s Relating to Free Repair or Replacements	5	1,484	0.3%	0.8%	0.8%	0.8%
% of FP17s Relating to Continuations	1	1,484	0.1%	1.3%	1.0%	1.1%
% of Patients satisfied with the dentistry they have received	3	4	N/A	90.7%	91.5%	91.4%
% of Patients satisfied with the time they had to wait for an appointment	4	4	N/A	86.7%	88.2%	87.7%

* This is based on patients treated on this contract for their most recent course of treatment. Figures in italics indicate the base number of FP17s or Patient Questionnaire responses are less than 100. N/A is shown where the base number of responses is less than 10 during the period. % is calculated as Quantity/Base number*100

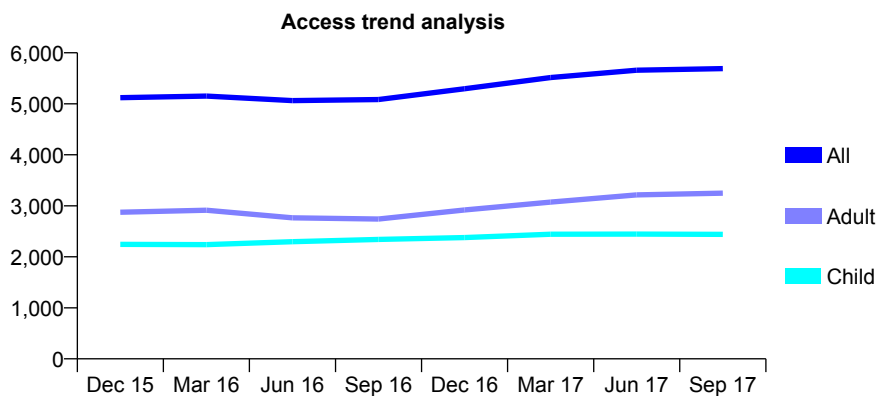
Q55 - Vital Signs At a Glance Contract Report for 860298/0001 - September 2017

Name or company name	MR KS BOLA
Contract type name	GDS Contract
Purpose of contract	General
Contract start date	30/01/2011
Contract end date	

17/18 Contracted general activity (UDA)	12,926
Carry forward general activity (UDA)	0
17/18 Contracted orthodontic activity (UOA)	0
Carry forward orthodontic activity (UOA)	0
Baseline contract value	£357,060.49

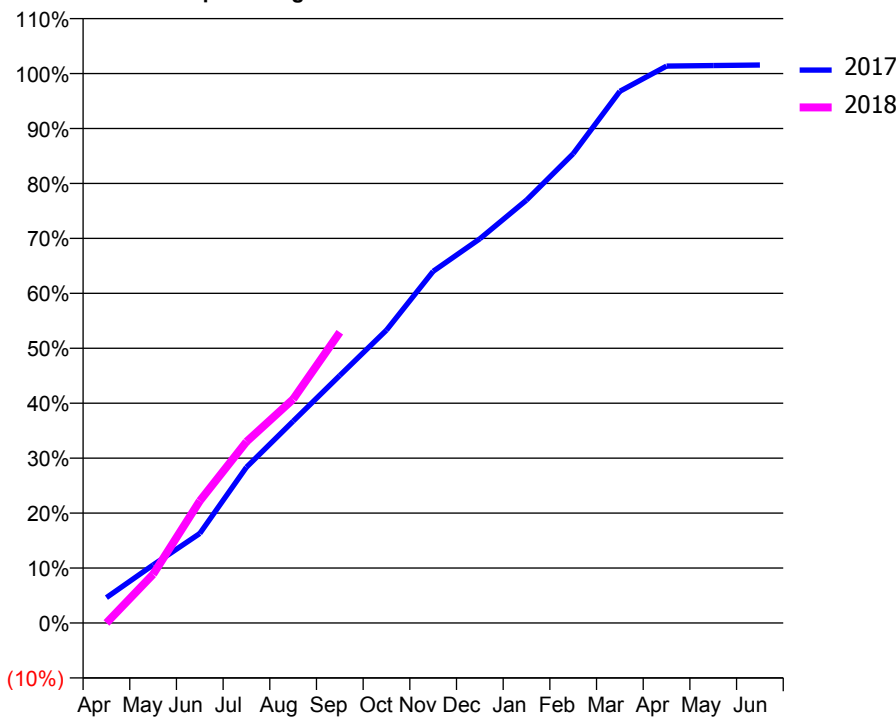
ACCESS*

Patients seen in 24 months	Total	Change since previous quarter
Quarter ending September 2016	5,083	
Quarter ending December 2016	5,295	↑
Quarter ending March 2017	5,516	↑
Quarter ending June 2017	5,660	↑
Quarter ending September 2017	5,689	→
Variance since September 2016	11.9%	↑



ACTIVITY

Cumulative percentage of contracted UDA delivered 2017 & 2018



Month	Adjusted Scheduled Activity (UDA)	
	2017	2018
April	765	0
May	1,753	1,146
June	2,705	2,873
July	4,705	4,265
August	6,095	5,266
September	7,474	6,840
October	8,845	
November	10,620	
December	11,605	
January	12,772	
February	14,172	
March	16,055	
April	16,820	
May	16,833	
June	16,850	

QUALITY

	Quantity	Base Number	Contract	AT	Region	England
% of FP17s for the same patient ID Re-attending within 3 months - Children	100	1,898	5.3%	10.4%	11.6%	11.9%
% of FP17s for the same patient ID Re-attending within 3 months - Adults	279	2,548	10.9%	14.2%	15.2%	15.9%
% of FP17s for the same patient ID Re-attending between 3 & 9 months - Children	1,242	1,898	65.4%	61.8%	59.1%	58.1%
% of FP17s for the same patient ID Re-attending between 3 & 9 months - Adults	1,685	2,548	66.1%	55.7%	51.7%	50.6%
% of FP17s for Band 1 Urgent Courses	280	4,014	7.0%	7.3%	8.0%	9.1%
% of FP17s Relating to Free Repair or Replacements	27	4,014	0.7%	0.8%	0.8%	0.8%
% of FP17s Relating to Continuations	13	4,014	0.3%	1.3%	1.0%	1.1%
% of Patients satisfied with the dentistry they have received	70	76	92.1%	90.7%	91.5%	91.4%
% of Patients satisfied with the time they had to wait for an appointment	70	76	92.1%	86.7%	88.2%	87.7%

* This is based on patients treated on this contract for their most recent course of treatment. Figures in italics indicate the base number of FP17s or Patient Questionnaire responses are less than 100. N/A is shown where the base number of responses is less than 10 during the period. % is calculated as Quantity/Base number*100

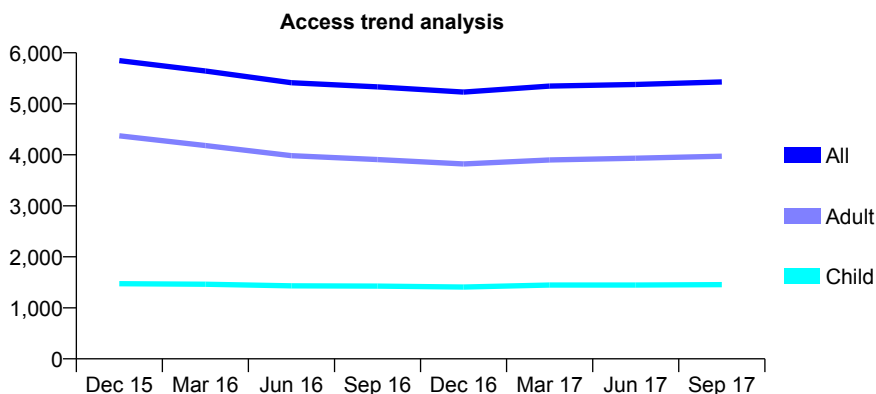
Q55 - Vital Signs At a Glance Contract Report for 860549/0001 - September 2017

Name or company name	MR CJ NAVARRO
Contract type name	GDS Contract
Purpose of contract	General
Contract start date	01/04/2006
Contract end date	

17/18 Contracted general activity (UDA)	15,500
Carry forward general activity (UDA)	0
17/18 Contracted orthodontic activity (UOA)	0
Carry forward orthodontic activity (UOA)	0
Baseline contract value	£414,859.15

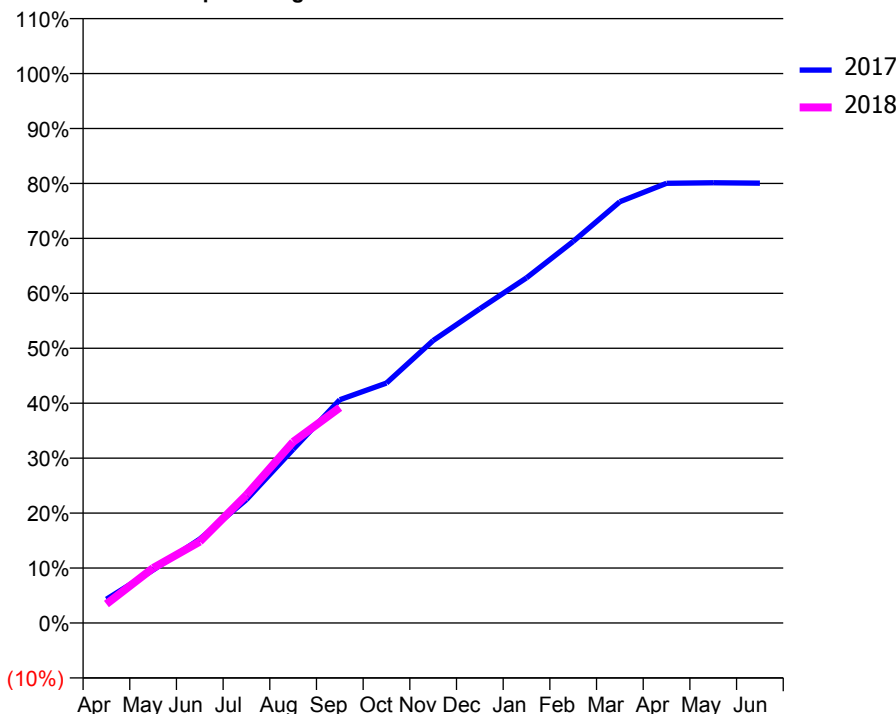
ACCESS*

Patients seen in 24 months	Total	Change since previous quarter
Quarter ending September 2016	5,333	
Quarter ending December 2016	5,230	↓
Quarter ending March 2017	5,347	↑
Quarter ending June 2017	5,380	→
Quarter ending September 2017	5,429	→
Variance since September 2016	1.8%	→



ACTIVITY

Cumulative percentage of contracted UDA delivered 2017 & 2018



Adjusted Scheduled Activity (UDA)

Month	2017	2018
April	671	536
May	1,495	1,553
June	2,367	2,297
July	3,482	3,615
August	4,901	5,109
September	6,298	6,078
October	6,769	
November	7,967	
December	8,865	
January	9,738	
February	10,762	
March	11,883	
April	12,405	
May	12,417	
June	12,406	

QUALITY

	Quantity	Base Number	Contract	AT	Region	England
% of FP17s for the same patient ID Re-attending within 3 months - Children	32	999	3.2%	10.4%	11.6%	11.9%
% of FP17s for the same patient ID Re-attending within 3 months - Adults	256	2,619	9.8%	14.2%	15.2%	15.9%
% of FP17s for the same patient ID Re-attending between 3 & 9 months - Children	603	999	60.4%	61.8%	59.1%	58.1%
% of FP17s for the same patient ID Re-attending between 3 & 9 months - Adults	1,445	2,619	55.2%	55.7%	51.7%	50.6%
% of FP17s for Band 1 Urgent Courses	128	2,969	4.3%	7.3%	8.0%	9.1%
% of FP17s Relating to Free Repair or Replacements	29	2,969	1.0%	0.8%	0.8%	0.8%
% of FP17s Relating to Continuations	26	2,969	0.9%	1.3%	1.0%	1.1%
% of Patients satisfied with the dentistry they have received	7	7	N/A	90.7%	91.5%	91.4%
% of Patients satisfied with the time they had to wait for an appointment	7	7	N/A	86.7%	88.2%	87.7%

* This is based on patients treated on this contract for their most recent course of treatment. Figures in italics indicate the base number of FP17s or Patient Questionnaire responses are less than 100. N/A is shown where the base number of responses is less than 10 during the period. % is calculated as Quantity/Base number*100

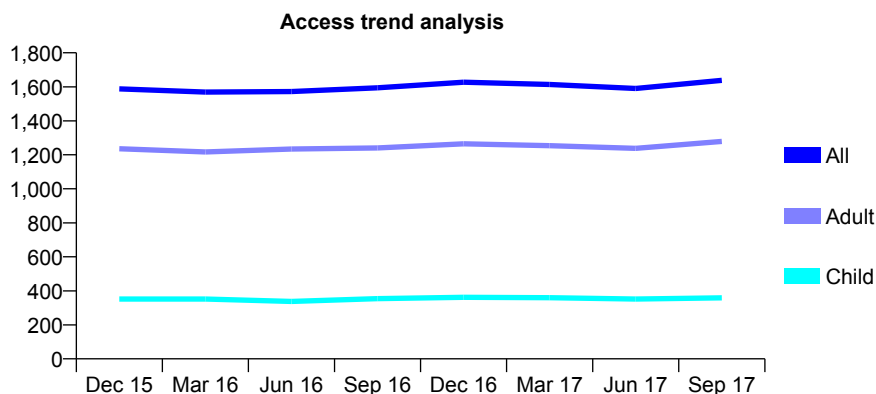
Q55 - Vital Signs At a Glance Contract Report for 861901/0001 - September 2017

Name or company name	MRS A EIMANI
Contract type name	GDS Contract
Purpose of contract	General
Contract start date	01/09/2009
Contract end date	

17/18 Contracted general activity (UDA)	9,000
Carry forward general activity (UDA)	0
17/18 Contracted orthodontic activity (UOA)	0
Carry forward orthodontic activity (UOA)	0
Baseline contract value	£215,500.14

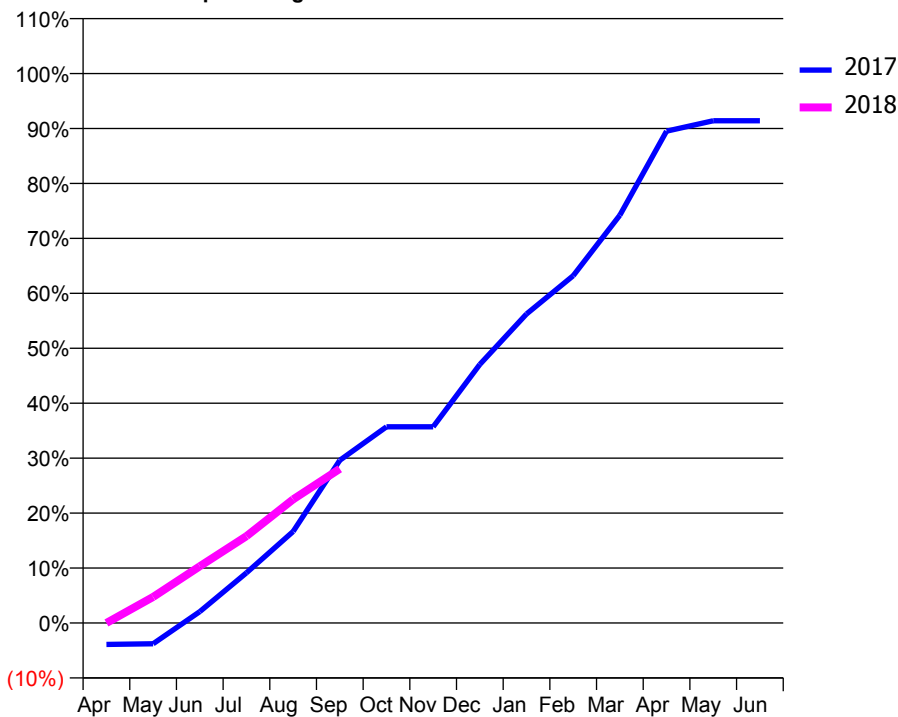
ACCESS*

Patients seen in 24 months	Total	Change since previous quarter
Quarter ending September 2016	1,594	
Quarter ending December 2016	1,627	↑
Quarter ending March 2017	1,614	→
Quarter ending June 2017	1,590	↓
Quarter ending September 2017	1,638	↑
Variance since September 2016	2.8%	↑



ACTIVITY

Cumulative percentage of contracted UDA delivered 2017 & 2018



Month	2017	2018
April	-353	0
May	-341	427
June	187	929
July	822	1,422
August	1,499	2,025
September	2,665	2,525
October	3,213	
November	3,213	
December	4,235	
January	5,061	
February	5,689	
March	6,680	
April	8,056	
May	8,227	
June	8,227	

QUALITY

	Quantity	Base Number	Contract	AT	Region	England
% of FP17s for the same patient ID Re-attending within 3 months - Children	24	280	8.6%	10.4%	11.6%	11.9%
% of FP17s for the same patient ID Re-attending within 3 months - Adults	185	962	19.2%	14.2%	15.2%	15.9%
% of FP17s for the same patient ID Re-attending between 3 & 9 months - Children	169	280	60.4%	61.8%	59.1%	58.1%
% of FP17s for the same patient ID Re-attending between 3 & 9 months - Adults	470	962	48.9%	55.7%	51.7%	50.6%
% of FP17s for Band 1 Urgent Courses	125	864	14.5%	7.3%	8.0%	9.1%
% of FP17s Relating to Free Repair or Replacements	0	864	0.0%	0.8%	0.8%	0.8%
% of FP17s Relating to Continuations	14	864	1.6%	1.3%	1.0%	1.1%
% of Patients satisfied with the dentistry they have received	4	4	N/A	90.7%	91.5%	91.4%
% of Patients satisfied with the time they had to wait for an appointment	4	4	N/A	86.7%	88.2%	87.7%

* This is based on patients treated on this contract for their most recent course of treatment. Figures in italics indicate the base number of FP17s or Patient Questionnaire responses are less than 100. N/A is shown where the base number of responses is less than 10 during the period. % is calculated as Quantity/Base number*100

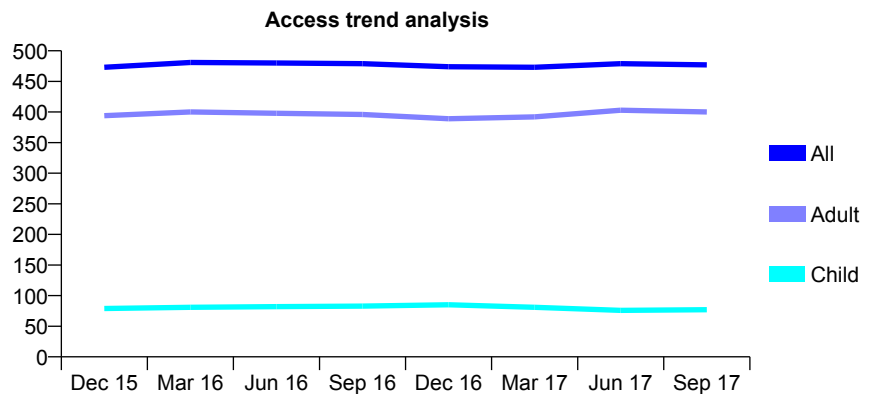
Q55 - Vital Signs At a Glance Contract Report for 898457/0001 - September 2017

Name or company name	MR ND MCLEAN
Contract type name	GDS Contract
Purpose of contract	General
Contract start date	01/04/2006
Contract end date	

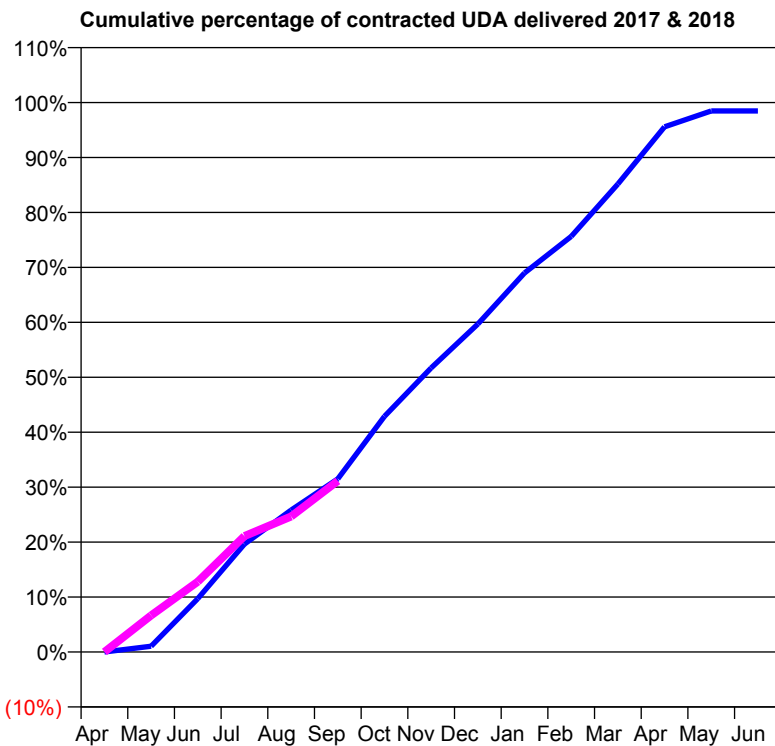
17/18 Contracted general activity (UDA)	1,374
Carry forward general activity (UDA)	0
17/18 Contracted orthodontic activity (UOA)	0
Carry forward orthodontic activity (UOA)	0
Baseline contract value	£29,998.53

ACCESS*

Patients seen in 24 months	Total	Change since previous quarter
Quarter ending September 2016	479	
Quarter ending December 2016	474	↓
Quarter ending March 2017	473	→
Quarter ending June 2017	479	→
Quarter ending September 2017	477	→
Variance since September 2016	(0.4%)	→



ACTIVITY



Month	Adjusted Scheduled Activity (UDA)	
	2017	2018
April	0	0
May	14	92
June	134	176
July	270	290
August	355	339
September	433	428
October	589	
November	710	
December	820	
January	948	
February	1,039	
March	1,170	
April	1,313	
May	1,353	
June	1,353	

QUALITY

	Quantity	Base Number	Contract	AT	Region	England
% of FP17s for the same patient ID Re-attending within 3 months - Children	1	47	2.1%	10.4%	11.6%	11.9%
% of FP17s for the same patient ID Re-attending within 3 months - Adults	71	298	23.8%	14.2%	15.2%	15.9%
% of FP17s for the same patient ID Re-attending between 3 & 9 months - Children	39	47	83.0%	61.8%	59.1%	58.1%
% of FP17s for the same patient ID Re-attending between 3 & 9 months - Adults	190	298	63.8%	55.7%	51.7%	50.6%
% of FP17s for Band 1 Urgent Courses	39	260	15.0%	7.3%	8.0%	9.1%
% of FP17s Relating to Free Repair or Replacements	6	260	2.3%	0.8%	0.8%	0.8%
% of FP17s Relating to Continuations	6	260	2.3%	1.3%	1.0%	1.1%
% of Patients satisfied with the dentistry they have received	2	2	N/A	90.7%	91.5%	91.4%
% of Patients satisfied with the time they had to wait for an appointment	2	2	N/A	86.7%	88.2%	87.7%

* This is based on patients treated on this contract for their most recent course of treatment. Figures in italics indicate the base number of FP17s or Patient Questionnaire responses are less than 100. N/A is shown where the base number of responses is less than 10 during the period. % is calculated as Quantity/Base number*100

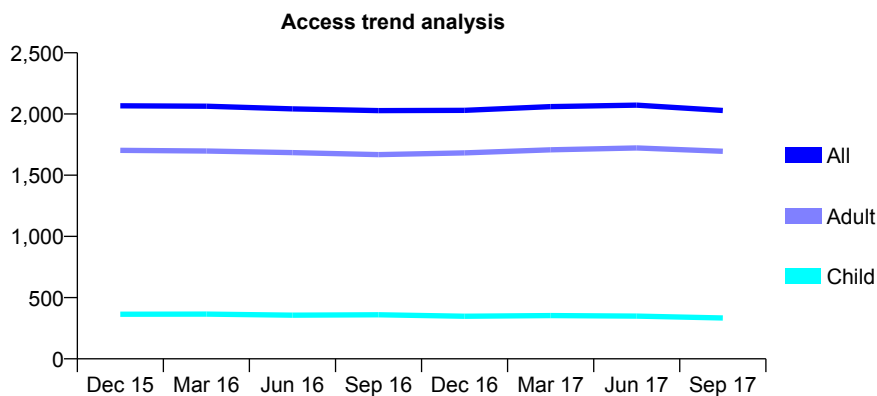
Q55 - Vital Signs At a Glance Contract Report for 907200/0001 - September 2017

Name or company name	MRS CY BIRCH
Contract type name	GDS Contract
Purpose of contract	General
Contract start date	01/04/2006
Contract end date	

17/18 Contracted general activity (UDA)	4,973
Carry forward general activity (UDA)	0
17/18 Contracted orthodontic activity (UOA)	0
Carry forward orthodontic activity (UOA)	0
Baseline contract value	£122,640.06

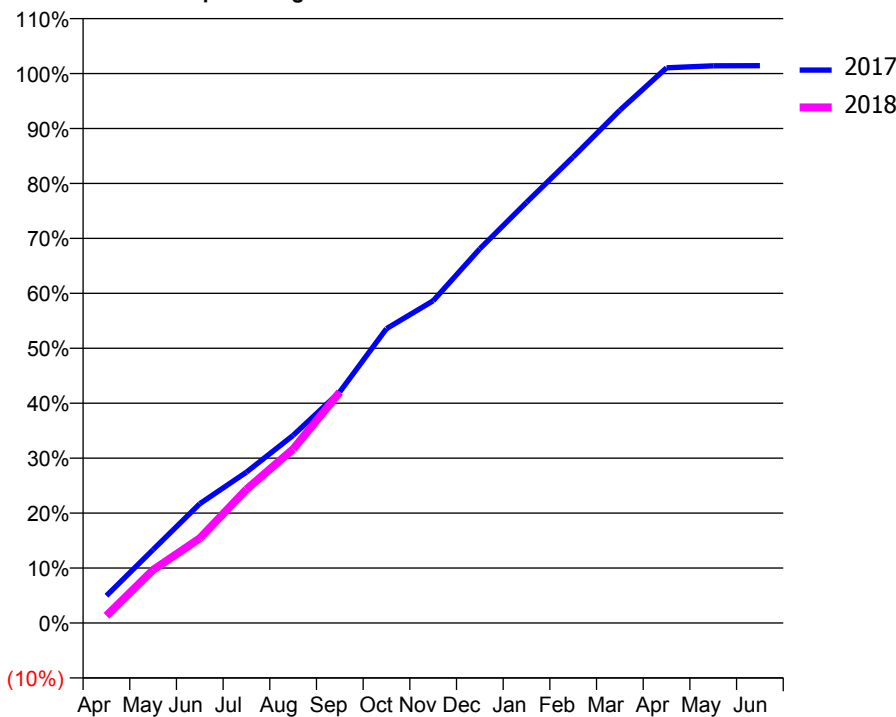
ACCESS*

Patients seen in 24 months	Total	Change since previous quarter
Quarter ending September 2016	2,028	
Quarter ending December 2016	2,030	→
Quarter ending March 2017	2,061	→
Quarter ending June 2017	2,072	→
Quarter ending September 2017	2,029	↓
Variance since September 2016	0.0%	→



ACTIVITY

Cumulative percentage of contracted UDA delivered 2017 & 2018



Adjusted Scheduled Activity (UDA)

Month	2017	2018
April	247	66
May	665	481
June	1,079	767
July	1,365	1,209
August	1,699	1,574
September	2,092	2,089
October	2,664	
November	2,917	
December	3,387	
January	3,807	
February	4,218	
March	4,640	
April	5,024	
May	5,042	
June	5,043	

QUALITY

	Quantity	Base Number	Contract	AT	Region	England
% of FP17s for the same patient ID Re-attending within 3 months - Children	10	218	4.6%	10.4%	11.6%	11.9%
% of FP17s for the same patient ID Re-attending within 3 months - Adults	178	1,224	14.5%	14.2%	15.2%	15.9%
% of FP17s for the same patient ID Re-attending between 3 & 9 months - Children	140	218	64.2%	61.8%	59.1%	58.1%
% of FP17s for the same patient ID Re-attending between 3 & 9 months - Adults	593	1,224	48.4%	55.7%	51.7%	50.6%
% of FP17s for Band 1 Urgent Courses	106	1,204	8.8%	7.3%	8.0%	9.1%
% of FP17s Relating to Free Repair or Replacements	12	1,204	1.0%	0.8%	0.8%	0.8%
% of FP17s Relating to Continuations	11	1,204	0.9%	1.3%	1.0%	1.1%
% of Patients satisfied with the dentistry they have received	6	6	N/A	90.7%	91.5%	91.4%
% of Patients satisfied with the time they had to wait for an appointment	5	6	N/A	86.7%	88.2%	87.7%

* This is based on patients treated on this contract for their most recent course of treatment. Figures in italics indicate the base number of FP17s or Patient Questionnaire responses are less than 100. N/A is shown where the base number of responses is less than 10 during the period. % is calculated as Quantity/Base number*100

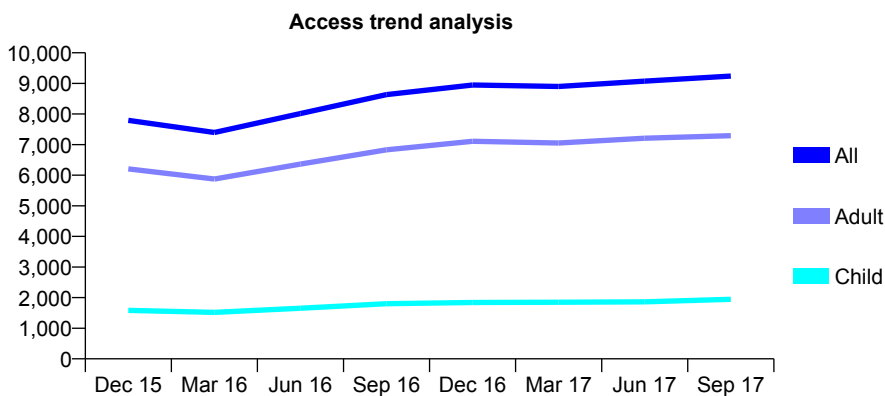
Q55 - Vital Signs At a Glance Contract Report for 911216/0001 - September 2017

Name or company name	MR K MANTLE
Contract type name	GDS Contract
Purpose of contract	General
Contract start date	01/04/2006
Contract end date	

17/18 Contracted general activity (UDA)	26,501
Carry forward general activity (UDA)	0
17/18 Contracted orthodontic activity (UOA)	0
Carry forward orthodontic activity (UOA)	0
Baseline contract value	£673,267.68

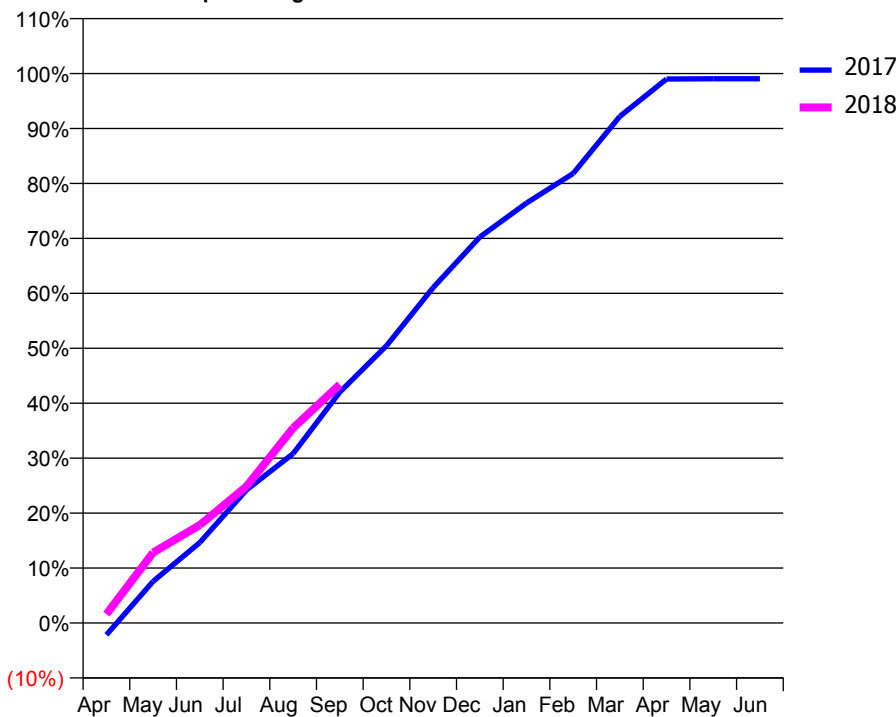
ACCESS*

Patients seen in 24 months	Total	Change since previous quarter
Quarter ending September 2016	8,633	
Quarter ending December 2016	8,948	↑
Quarter ending March 2017	8,899	→
Quarter ending June 2017	9,075	→
Quarter ending September 2017	9,239	→
Variance since September 2016	7.0%	↑



ACTIVITY

Cumulative percentage of contracted UDA delivered 2017 & 2018



Month	Adjusted Scheduled Activity (UDA)	
	2017	2018
April	-573	430
May	2,010	3,396
June	3,879	4,726
July	6,416	6,587
August	8,171	9,405
September	11,137	11,502
October	13,370	
November	16,180	
December	18,614	
January	20,253	
February	21,681	
March	24,431	
April	26,237	
May	26,246	
June	26,246	

QUALITY

	Quantity	Base Number	Contract	AT	Region	England
% of FP17s for the same patient ID Re-attending within 3 months - Children	68	1,518	4.5%	10.4%	11.6%	11.9%
% of FP17s for the same patient ID Re-attending within 3 months - Adults	479	4,697	10.2%	14.2%	15.2%	15.9%
% of FP17s for the same patient ID Re-attending between 3 & 9 months - Children	930	1,518	61.3%	61.8%	59.1%	58.1%
% of FP17s for the same patient ID Re-attending between 3 & 9 months - Adults	2,018	4,697	43.0%	55.7%	51.7%	50.6%
% of FP17s for Band 1 Urgent Courses	251	5,554	4.5%	7.3%	8.0%	9.1%
% of FP17s Relating to Free Repair or Replacements	47	5,554	0.8%	0.8%	0.8%	0.8%
% of FP17s Relating to Continuations	71	5,554	1.3%	1.3%	1.0%	1.1%
% of Patients satisfied with the dentistry they have received	24	25	96.0%	90.7%	91.5%	91.4%
% of Patients satisfied with the time they had to wait for an appointment	23	25	92.0%	86.7%	88.2%	87.7%

* This is based on patients treated on this contract for their most recent course of treatment. Figures in italics indicate the base number of FP17s or Patient Questionnaire responses are less than 100. N/A is shown where the base number of responses is less than 10 during the period. % is calculated as Quantity/Base number*100

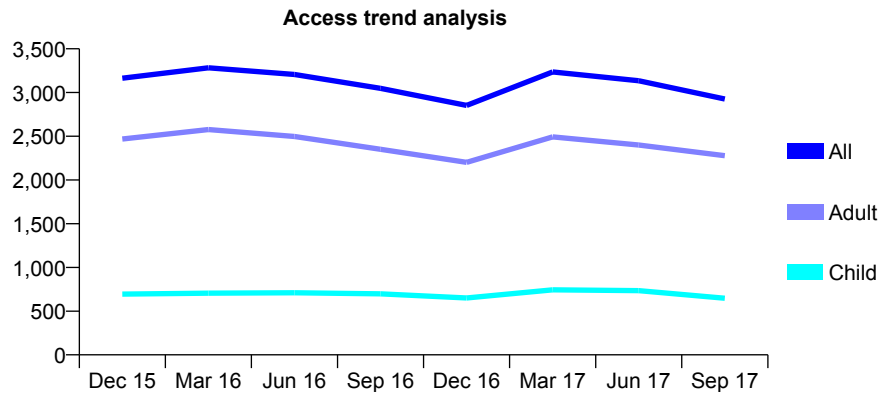
Q55 - Vital Signs At a Glance Contract Report for 911216/0002 - September 2017

Name or company name	MR K MANTLE
Contract type name	GDS Contract
Purpose of contract	General
Contract start date	01/09/2008
Contract end date	

17/18 Contracted general activity (UDA)	10,000
Carry forward general activity (UDA)	0
17/18 Contracted orthodontic activity (UOA)	0
Carry forward orthodontic activity (UOA)	0
Baseline contract value	£380,448.16

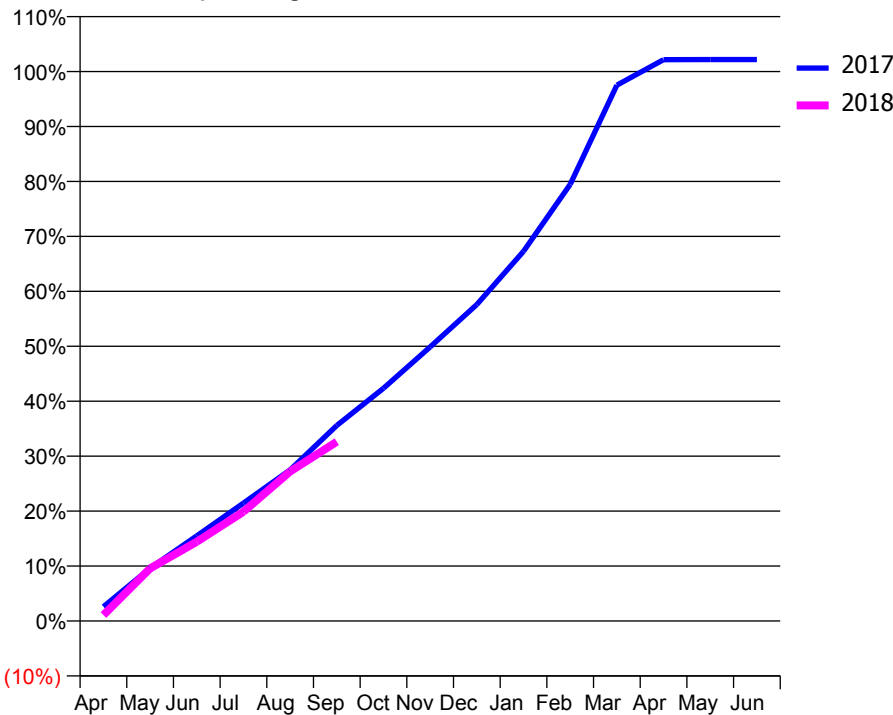
ACCESS*

Patients seen in 24 months	Total	Change since previous quarter
Quarter ending September 2016	3,048	
Quarter ending December 2016	2,852	↓
Quarter ending March 2017	3,235	↑
Quarter ending June 2017	3,134	↓
Quarter ending September 2017	2,926	↓
Variance since September 2016	(4.0%)	↓



ACTIVITY

Cumulative percentage of contracted UDA delivered 2017 & 2018



Month	Adjusted Scheduled Activity (UDA)	
	2017	2018
April	261	109
May	962	956
June	1,550	1,442
July	2,146	1,989
August	2,750	2,721
September	3,559	3,262
October	4,237	
November	4,989	
December	5,759	
January	6,728	
February	7,946	
March	9,752	
April	10,214	
May	10,216	
June	10,216	

QUALITY

	Quantity	Base Number	Contract	AT	Region	England
% of FP17s for the same patient ID Re-attending within 3 months - Children	31	451	6.9%	10.4%	11.6%	11.9%
% of FP17s for the same patient ID Re-attending within 3 months - Adults	177	1,426	12.4%	14.2%	15.2%	15.9%
% of FP17s for the same patient ID Re-attending between 3 & 9 months - Children	282	451	62.5%	61.8%	59.1%	58.1%
% of FP17s for the same patient ID Re-attending between 3 & 9 months - Adults	969	1,426	68.0%	55.7%	51.7%	50.6%
% of FP17s for Band 1 Urgent Courses	80	1,684	4.8%	7.3%	8.0%	9.1%
% of FP17s Relating to Free Repair or Replacements	3	1,684	0.2%	0.8%	0.8%	0.8%
% of FP17s Relating to Continuations	36	1,684	2.1%	1.3%	1.0%	1.1%
% of Patients satisfied with the dentistry they have received	6	6	N/A	90.7%	91.5%	91.4%
% of Patients satisfied with the time they had to wait for an appointment	5	6	N/A	86.7%	88.2%	87.7%

* This is based on patients treated on this contract for their most recent course of treatment. Figures in italics indicate the base number of FP17s or Patient Questionnaire responses are less than 100. N/A is shown where the base number of responses is less than 10 during the period. % is calculated as Quantity/Base number*100

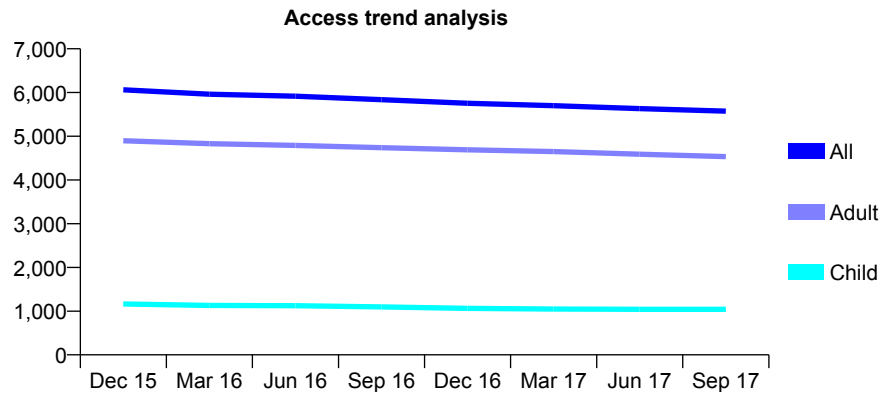
Q55 - Vital Signs At a Glance Contract Report for 914533/0001 - September 2017

Name or company name	MR PA MOORE
Contract type name	GDS Contract
Purpose of contract	General
Contract start date	18/01/2010
Contract end date	

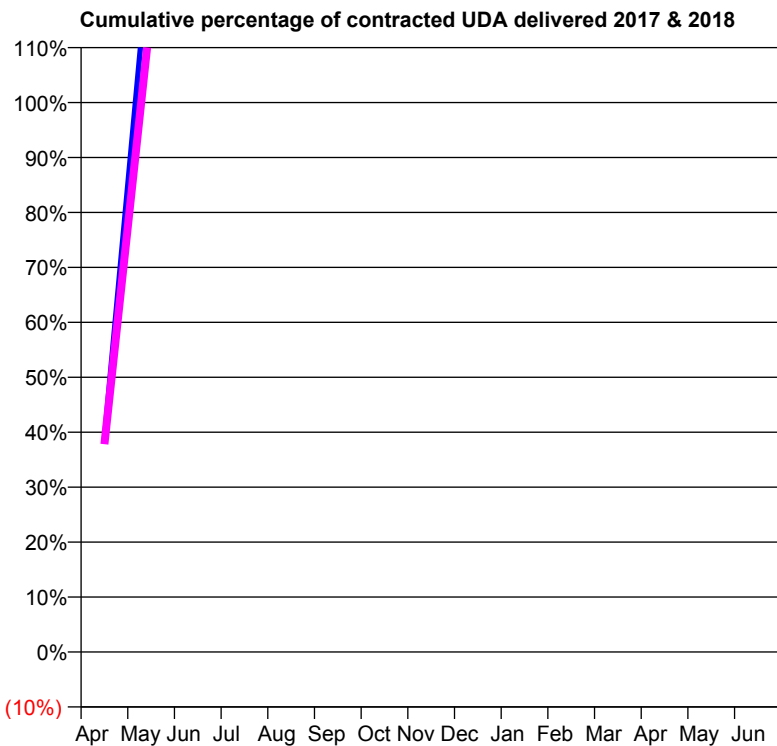
17/18 Contracted general activity (UDA)	1,330
Carry forward general activity (UDA)	0
17/18 Contracted orthodontic activity (UOA)	0
Carry forward orthodontic activity (UOA)	0
Baseline contract value	£502,013.14

ACCESS*

Patients seen in 24 months	Total	Change since previous quarter
Quarter ending September 2016	5,837	
Quarter ending December 2016	5,754	↓
Quarter ending March 2017	5,698	→
Quarter ending June 2017	5,633	↓
Quarter ending September 2017	5,574	↓
Variance since September 2016	(4.5%)	↓



ACTIVITY



Month	Adjusted Scheduled Activity (UDA)	
	2017	2018
April	518	503
May	1,742	1,553
June	2,585	2,271
July	3,902	3,344
August	4,717	4,464
September	5,811	5,317
October	6,739	
November	8,039	
December	9,342	
January	10,023	
February	10,928	
March	12,226	
April	12,829	
May	12,849	
June	12,907	

QUALITY

	Quantity	Base Number	Contract	AT	Region	England
% of FP17s for the same patient ID Re-attending within 3 months - Children	43	821	5.2%	10.4%	11.6%	11.9%
% of FP17s for the same patient ID Re-attending within 3 months - Adults	486	3,802	12.8%	14.2%	15.2%	15.9%
% of FP17s for the same patient ID Re-attending between 3 & 9 months - Children	571	821	69.5%	61.8%	59.1%	58.1%
% of FP17s for the same patient ID Re-attending between 3 & 9 months - Adults	2,658	3,802	69.9%	55.7%	51.7%	50.6%
% of FP17s for Band 1 Urgent Courses	2	3,376	0.1%	7.3%	8.0%	9.1%
% of FP17s Relating to Free Repair or Replacements	10	3,376	0.3%	0.8%	0.8%	0.8%
% of FP17s Relating to Continuations	113	3,376	3.3%	1.3%	1.0%	1.1%
% of Patients satisfied with the dentistry they have received	7	9	N/A	90.7%	91.5%	91.4%
% of Patients satisfied with the time they had to wait for an appointment	6	9	N/A	86.7%	88.2%	87.7%

* This is based on patients treated on this contract for their most recent course of treatment. Figures in italics indicate the base number of FP17s or Patient Questionnaire responses are less than 100. N/A is shown where the base number of responses is less than 10 during the period. % is calculated as Quantity/Base number*100

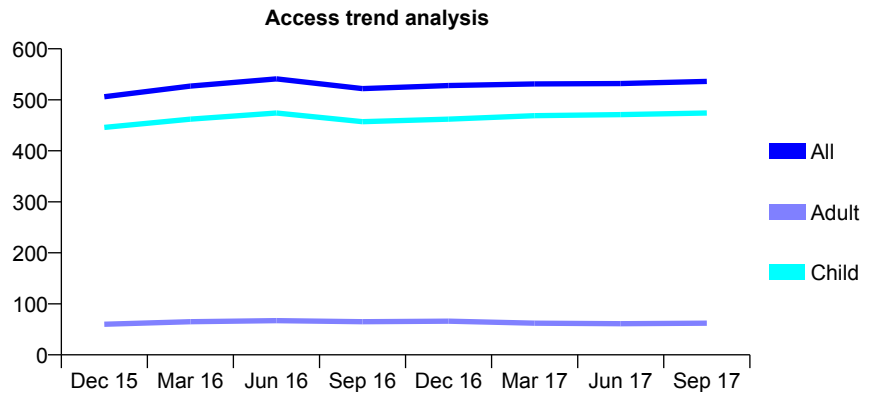
Q55 - Vital Signs At a Glance Contract Report for 919462/0001 - September 2017

Name or company name	MR SJ THACKERAY
Contract type name	GDS Contract
Purpose of contract	General
Contract start date	01/04/2006
Contract end date	

17/18 Contracted general activity (UDA)	1,200
Carry forward general activity (UDA)	0
17/18 Contracted orthodontic activity (UOA)	0
Carry forward orthodontic activity (UOA)	0
Baseline contract value	£38,085.36

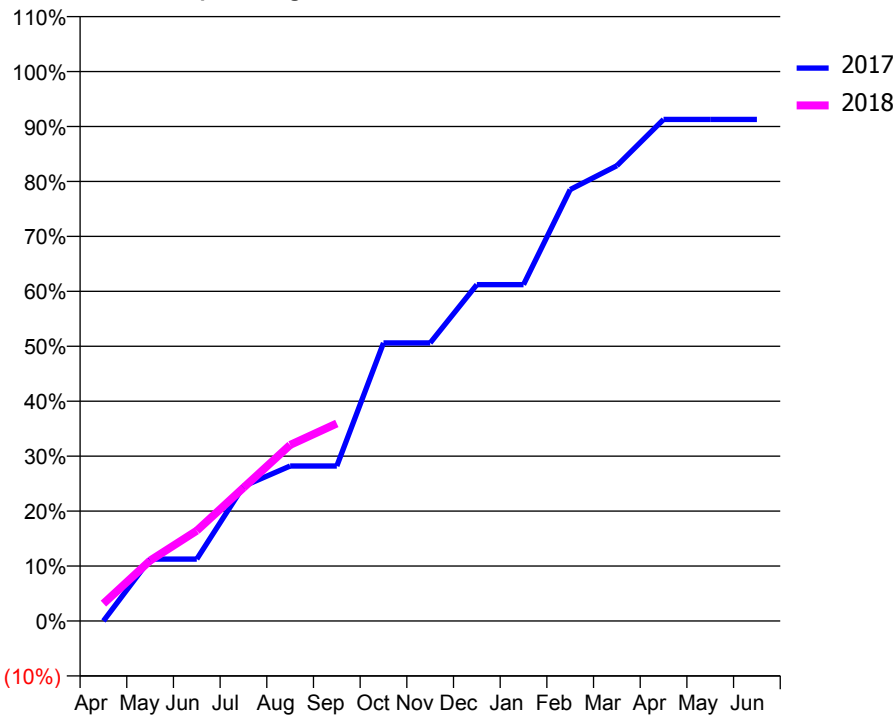
ACCESS*

Patients seen in 24 months	Total	Change since previous quarter
Quarter ending September 2016	522	
Quarter ending December 2016	528	→
Quarter ending March 2017	531	→
Quarter ending June 2017	532	→
Quarter ending September 2017	536	→
Variance since September 2016	2.7%	↑



ACTIVITY

Cumulative percentage of contracted UDA delivered 2017 & 2018



Adjusted Scheduled Activity (UDA)		
Month	2017	2018
April	0	38
May	135	132
June	135	197
July	294	291
August	338	384
September	338	431
October	607	
November	607	
December	735	
January	735	
February	942	
March	994	
April	1,095	
May	1,095	
June	1,095	

QUALITY

	Quantity	Base Number	Contract	AT	Region	England
% of FP17s for the same patient ID Re-attending within 3 months - Children	29	428	6.8%	10.4%	11.6%	11.9%
% of FP17s for the same patient ID Re-attending within 3 months - Adults	0	0	N/A	14.2%	15.2%	15.9%
% of FP17s for the same patient ID Re-attending between 3 & 9 months - Children	292	428	68.2%	61.8%	59.1%	58.1%
% of FP17s for the same patient ID Re-attending between 3 & 9 months - Adults	0	0	N/A	55.7%	51.7%	50.6%
% of FP17s for Band 1 Urgent Courses	2	355	0.6%	7.3%	8.0%	9.1%
% of FP17s Relating to Free Repair or Replacements	0	355	0.0%	0.8%	0.8%	0.8%
% of FP17s Relating to Continuations	11	355	3.1%	1.3%	1.0%	1.1%
% of Patients satisfied with the dentistry they have received	0	0	N/A	90.7%	91.5%	91.4%
% of Patients satisfied with the time they had to wait for an appointment	0	0	N/A	86.7%	88.2%	87.7%

* This is based on patients treated on this contract for their most recent course of treatment. Figures in italics indicate the base number of FP17s or Patient Questionnaire responses are less than 100. N/A is shown where the base number of responses is less than 10 during the period. % is calculated as Quantity/Base number*100

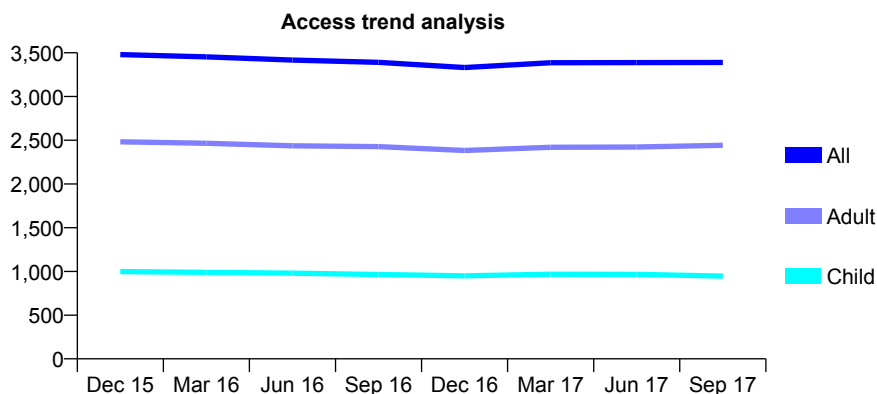
Q55 - Vital Signs At a Glance Contract Report for 927848/0001 - September 2017

Name or company name	MR AS TOFT
Contract type name	GDS Contract
Purpose of contract	General
Contract start date	01/04/2006
Contract end date	

17/18 Contracted general activity (UDA)	9,281
Carry forward general activity (UDA)	0
17/18 Contracted orthodontic activity (UOA)	0
Carry forward orthodontic activity (UOA)	0
Baseline contract value	£217,594.42

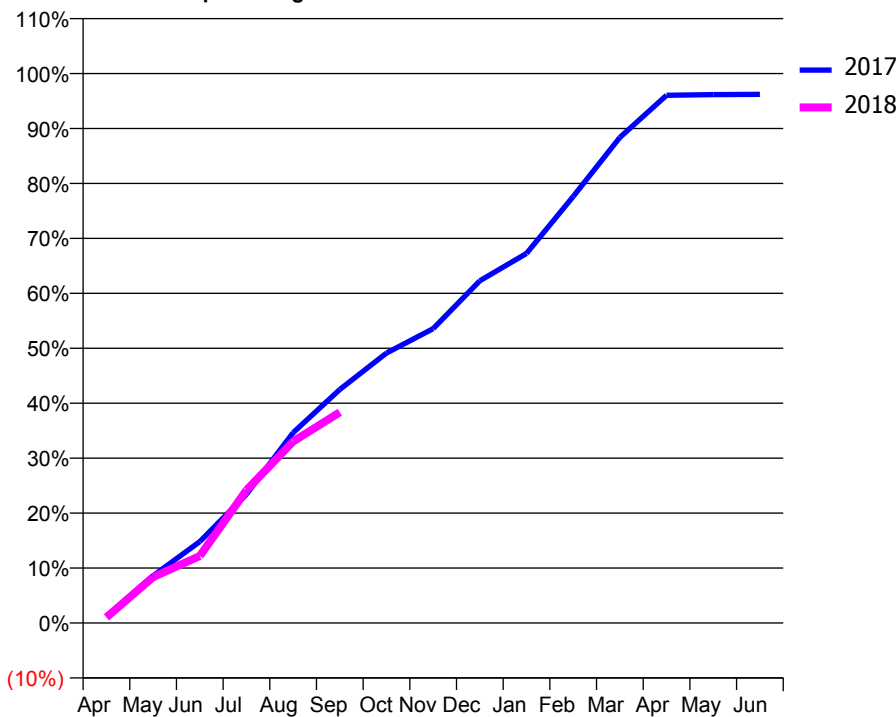
ACCESS*

Patients seen in 24 months	Total	Change since previous quarter
Quarter ending September 2016	3,391	
Quarter ending December 2016	3,332	↓
Quarter ending March 2017	3,386	→
Quarter ending June 2017	3,388	→
Quarter ending September 2017	3,389	→
Variance since September 2016	(0.1%)	→



ACTIVITY

Cumulative percentage of contracted UDA delivered 2017 & 2018



Month	Adjusted Scheduled Activity (UDA)	
	2017	2018
April	111	95
May	797	776
June	1,376	1,132
July	2,175	2,245
August	3,215	3,067
September	3,944	3,560
October	4,560	
November	4,971	
December	5,779	
January	6,242	
February	7,203	
March	8,202	
April	8,912	
May	8,923	
June	8,928	

QUALITY

	Quantity	Base Number	Contract	AT	Region	England
% of FP17s for the same patient ID Re-attending within 3 months - Children	74	880	8.4%	10.4%	11.6%	11.9%
% of FP17s for the same patient ID Re-attending within 3 months - Adults	348	2,055	16.9%	14.2%	15.2%	15.9%
% of FP17s for the same patient ID Re-attending between 3 & 9 months - Children	525	880	59.7%	61.8%	59.1%	58.1%
% of FP17s for the same patient ID Re-attending between 3 & 9 months - Adults	1,064	2,055	51.8%	55.7%	51.7%	50.6%
% of FP17s for Band 1 Urgent Courses	89	1,938	4.6%	7.3%	8.0%	9.1%
% of FP17s Relating to Free Repair or Replacements	9	1,938	0.5%	0.8%	0.8%	0.8%
% of FP17s Relating to Continuations	38	1,938	2.0%	1.3%	1.0%	1.1%
% of Patients satisfied with the dentistry they have received	11	12	91.7%	90.7%	91.5%	91.4%
% of Patients satisfied with the time they had to wait for an appointment	11	12	91.7%	86.7%	88.2%	87.7%

* This is based on patients treated on this contract for their most recent course of treatment. Figures in italics indicate the base number of FP17s or Patient Questionnaire responses are less than 100. N/A is shown where the base number of responses is less than 10 during the period. % is calculated as Quantity/Base number*100

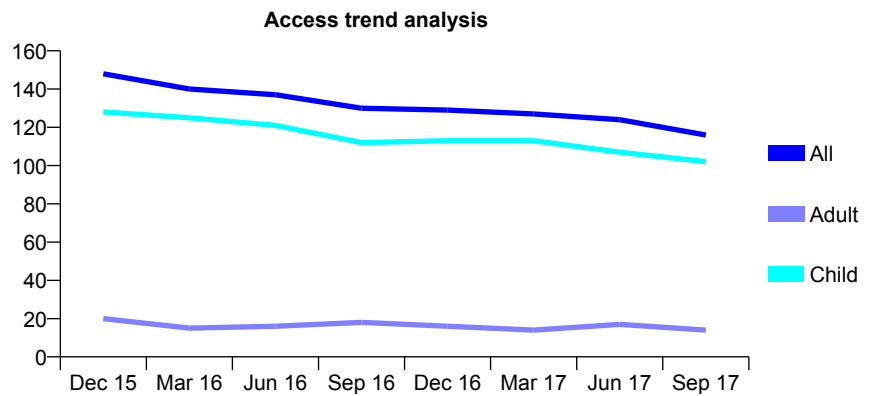
Q55 - Vital Signs At a Glance Contract Report for 927864/0001 - September 2017

Name or company name	MISS T RAJAH
Contract type name	GDS Contract
Purpose of contract	General
Contract start date	01/06/2010
Contract end date	

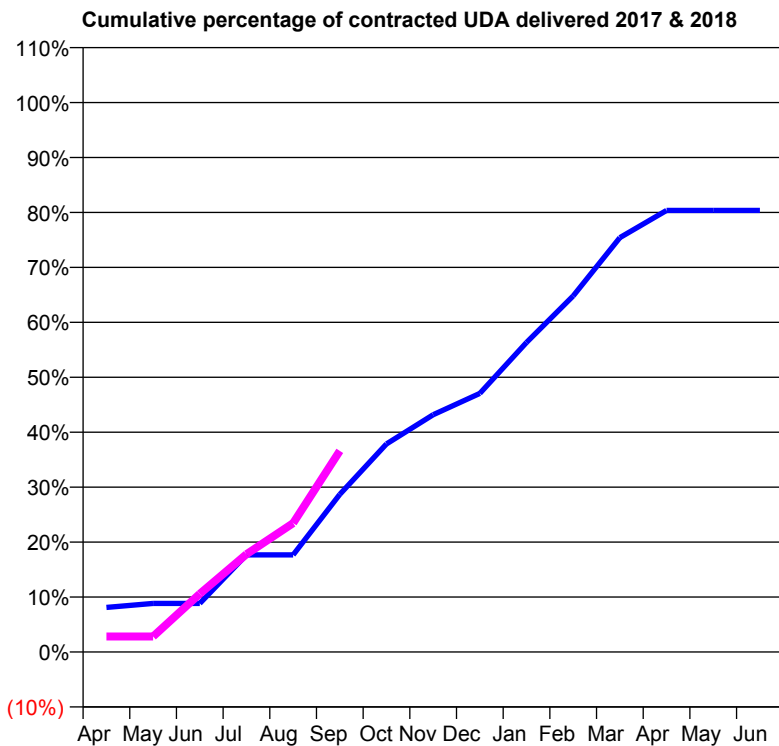
17/18 Contracted general activity (UDA)	283
Carry forward general activity (UDA)	0
17/18 Contracted orthodontic activity (UOA)	0
Carry forward orthodontic activity (UOA)	0
Baseline contract value	£8,689.05

ACCESS*

Patients seen in 24 months	Total	Change since previous quarter
Quarter ending September 2016	130	
Quarter ending December 2016	129	→
Quarter ending March 2017	127	↓
Quarter ending June 2017	124	↓
Quarter ending September 2017	116	↓
Variance since September 2016	(10.8%)	↓



ACTIVITY



Month	Adjusted Scheduled Activity (UDA)	
	2017	2018
April	23	8
May	25	8
June	25	30
July	50	50
August	50	66
September	81	104
October	107	
November	122	
December	133	
January	159	
February	183	
March	213	
April	227	
May	227	
June	227	

QUALITY

	Quantity	Base Number	Contract	AT	Region	England
% of FP17s for the same patient ID Re-attending within 3 months - Children	12	98	12.2%	10.4%	11.6%	11.9%
% of FP17s for the same patient ID Re-attending within 3 months - Adults	0	7	0.0%	14.2%	15.2%	15.9%
% of FP17s for the same patient ID Re-attending between 3 & 9 months - Children	68	98	69.4%	61.8%	59.1%	58.1%
% of FP17s for the same patient ID Re-attending between 3 & 9 months - Adults	7	7	100.0%	55.7%	51.7%	50.6%
% of FP17s for Band 1 Urgent Courses	3	93	3.2%	7.3%	8.0%	9.1%
% of FP17s Relating to Free Repair or Replacements	0	93	0.0%	0.8%	0.8%	0.8%
% of FP17s Relating to Continuations	0	93	0.0%	1.3%	1.0%	1.1%
% of Patients satisfied with the dentistry they have received	0	0	N/A	90.7%	91.5%	91.4%
% of Patients satisfied with the time they had to wait for an appointment	0	0	N/A	86.7%	88.2%	87.7%

* This is based on patients treated on this contract for their most recent course of treatment. Figures in italics indicate the base number of FP17s or Patient Questionnaire responses are less than 100. N/A is shown where the base number of responses is less than 10 during the period. % is calculated as Quantity/Base number*100

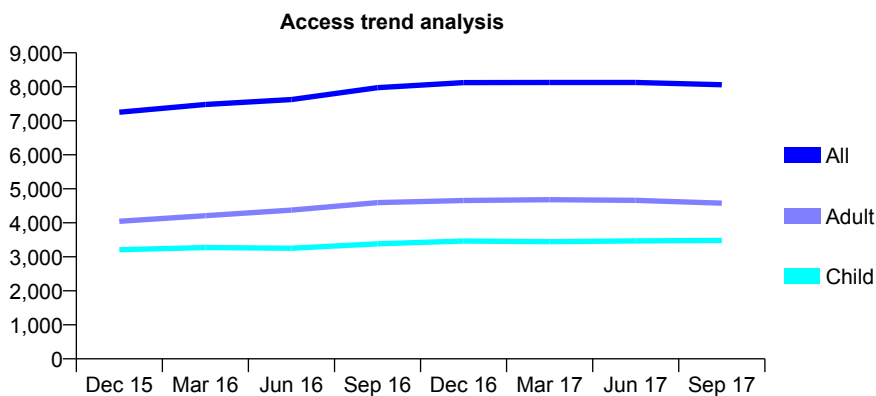
Q55 - Vital Signs At a Glance Contract Report for 931136/0001 - September 2017

Name or company name	MR TJ MALHI
Contract type name	GDS Contract
Purpose of contract	General and Orthodontic
Contract start date	01/04/2006
Contract end date	

17/18 Contracted general activity (UDA)	28,031
Carry forward general activity (UDA)	0
17/18 Contracted orthodontic activity (UOA)	101
Carry forward orthodontic activity (UOA)	0
Baseline contract value	£693,592.25

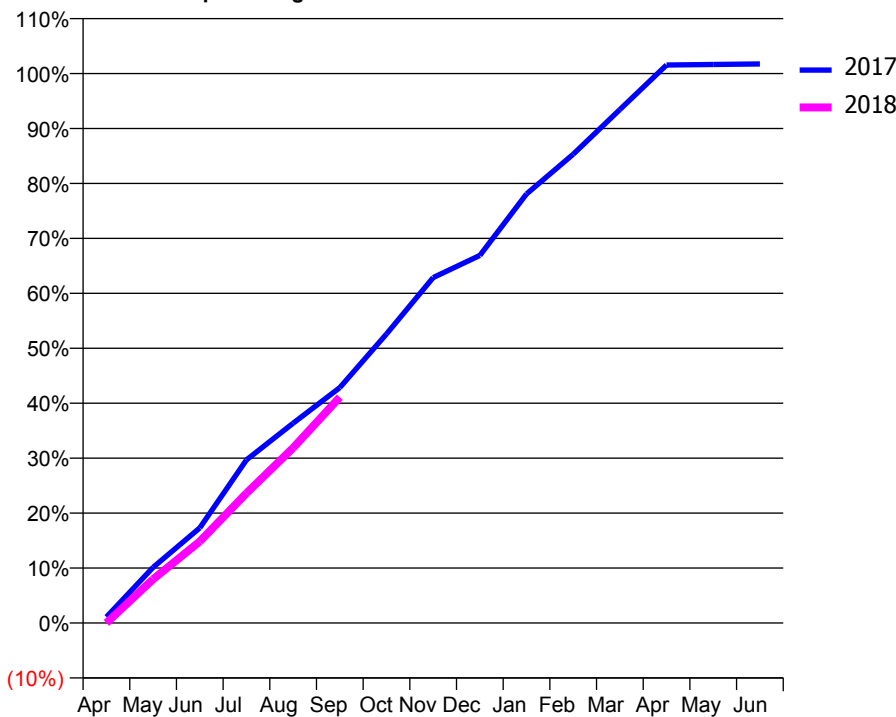
ACCESS*

Patients seen in 24 months	Total	Change since previous quarter
Quarter ending September 2016	7,976	
Quarter ending December 2016	8,122	→
Quarter ending March 2017	8,127	→
Quarter ending June 2017	8,129	→
Quarter ending September 2017	8,061	→
Variance since September 2016	1.1%	→



ACTIVITY

Cumulative percentage of contracted UDA delivered 2017 & 2018



Month	Adjusted Scheduled Activity (UDA)	
	2017	2018
April	309	0
May	2,840	2,237
June	4,853	4,162
July	8,324	6,619
August	10,194	8,937
September	12,011	11,517
October	14,743	
November	17,620	
December	18,747	
January	21,887	
February	23,911	
March	26,193	
April	28,467	
May	28,493	
June	28,521	

QUALITY

	Quantity	Base Number	Contract	AT	Region	England
% of FP17s for the same patient ID Re-attending within 3 months - Children	232	3,155	7.4%	10.4%	11.6%	11.9%
% of FP17s for the same patient ID Re-attending within 3 months - Adults	590	3,433	17.2%	14.2%	15.2%	15.9%
% of FP17s for the same patient ID Re-attending between 3 & 9 months - Children	2,100	3,155	66.6%	61.8%	59.1%	58.1%
% of FP17s for the same patient ID Re-attending between 3 & 9 months - Adults	1,917	3,433	55.8%	55.7%	51.7%	50.6%
% of FP17s for Band 1 Urgent Courses	469	5,226	9.0%	7.3%	8.0%	9.1%
% of FP17s Relating to Free Repair or Replacements	9	5,226	0.2%	0.8%	0.8%	0.8%
% of FP17s Relating to Continuations	13	5,226	0.2%	1.3%	1.0%	1.1%
% of Patients satisfied with the dentistry they have received	29	30	96.7%	90.7%	91.5%	91.4%
% of Patients satisfied with the time they had to wait for an appointment	25	30	83.3%	86.7%	88.2%	87.7%

* This is based on patients treated on this contract for their most recent course of treatment. Figures in italics indicate the base number of FP17s or Patient Questionnaire responses are less than 100. N/A is shown where the base number of responses is less than 10 during the period. % is calculated as Quantity/Base number*100

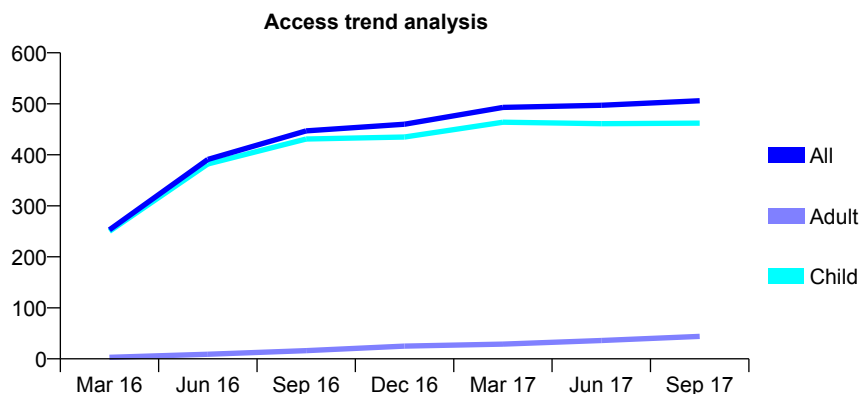
Q55 - Vital Signs At a Glance Contract Report for 939560/0001 - September 2017

Name or company name	MR DJ ALLEN
Contract type name	GDS Contract
Purpose of contract	General
Contract start date	01/11/2015
Contract end date	

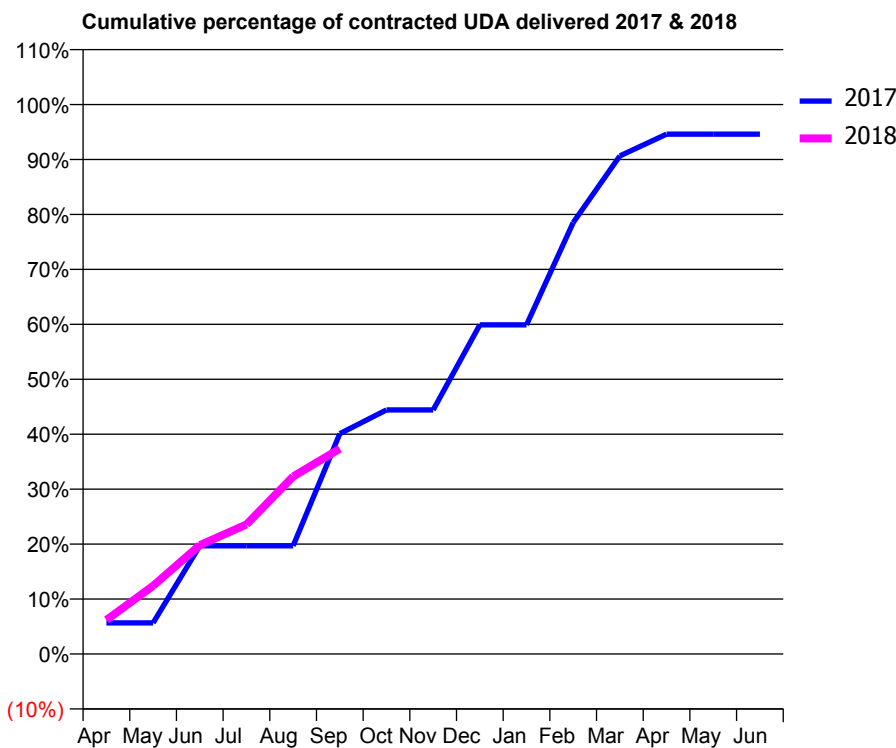
17/18 Contracted general activity (UDA)	1,112
Carry forward general activity (UDA)	0
17/18 Contracted orthodontic activity (UOA)	0
Carry forward orthodontic activity (UOA)	0
Baseline contract value	£27,212.31

ACCESS*

Patients seen in 24 months	Total	Change since previous quarter
Quarter ending September 2016	447	
Quarter ending December 2016	460	↑
Quarter ending March 2017	493	↑
Quarter ending June 2017	497	→
Quarter ending September 2017	506	→
Variance since September 2016	13.2%	↑



ACTIVITY



Adjusted Scheduled Activity (UDA)		
Month	2017	2018
April	63	69
May	63	138
June	219	220
July	219	262
August	219	359
September	446	415
October	494	
November	494	
December	666	
January	666	
February	873	
March	1,008	
April	1,052	
May	1,052	
June	1,052	

QUALITY

	Quantity	Base Number	Contract	AT	Region	England
% of FP17s for the same patient ID Re-attending within 3 months - Children	21	363	5.8%	10.4%	11.6%	11.9%
% of FP17s for the same patient ID Re-attending within 3 months - Adults	0	0	N/A	14.2%	15.2%	15.9%
% of FP17s for the same patient ID Re-attending between 3 & 9 months - Children	277	363	76.3%	61.8%	59.1%	58.1%
% of FP17s for the same patient ID Re-attending between 3 & 9 months - Adults	0	0	N/A	55.7%	51.7%	50.6%
% of FP17s for Band 1 Urgent Courses	2	341	0.6%	7.3%	8.0%	9.1%
% of FP17s Relating to Free Repair or Replacements	0	341	0.0%	0.8%	0.8%	0.8%
% of FP17s Relating to Continuations	4	341	1.2%	1.3%	1.0%	1.1%
% of Patients satisfied with the dentistry they have received	0	0	N/A	90.7%	91.5%	91.4%
% of Patients satisfied with the time they had to wait for an appointment	0	0	N/A	86.7%	88.2%	87.7%

* This is based on patients treated on this contract for their most recent course of treatment. Figures in italics indicate the base number of FP17s or Patient Questionnaire responses are less than 100. N/A is shown where the base number of responses is less than 10 during the period. % is calculated as Quantity/Base number*100

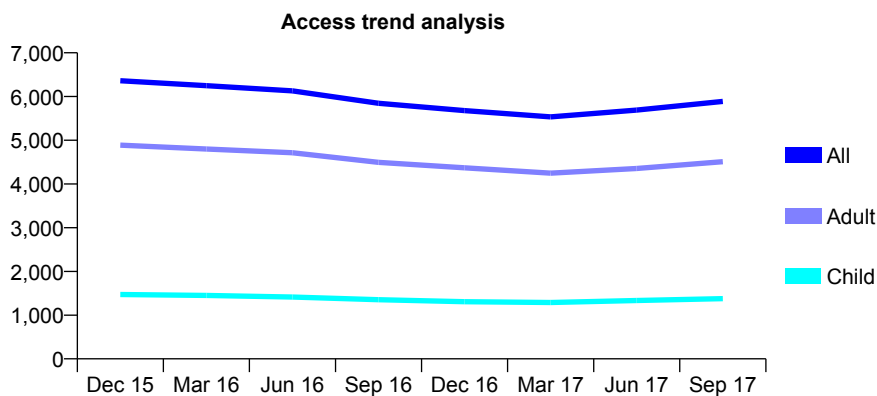
Q55 - Vital Signs At a Glance Contract Report for 939692/0001 - September 2017

Name or company name	MISS N FARZANFAR
Contract type name	GDS Contract
Purpose of contract	General
Contract start date	01/04/2006
Contract end date	

17/18 Contracted general activity (UDA)	20,000
Carry forward general activity (UDA)	0
17/18 Contracted orthodontic activity (UOA)	0
Carry forward orthodontic activity (UOA)	0
Baseline contract value	£534,147.08

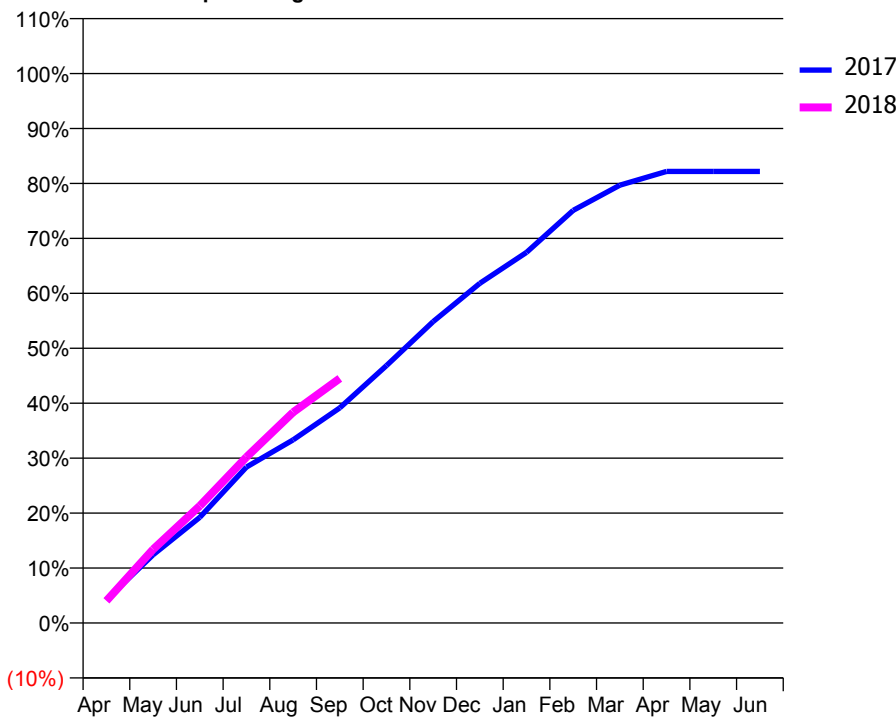
ACCESS*

Patients seen in 24 months	Total	Change since previous quarter
Quarter ending September 2016	5,846	
Quarter ending December 2016	5,678	↓
Quarter ending March 2017	5,535	↓
Quarter ending June 2017	5,689	↑
Quarter ending September 2017	5,887	↑
Variance since September 2016	0.7%	→



ACTIVITY

Cumulative percentage of contracted UDA delivered 2017 & 2018



Month	Adjusted Scheduled Activity (UDA)	
	2017	2018
April	846	807
May	2,483	2,681
June	3,845	4,266
July	5,677	6,042
August	6,668	7,672
September	7,831	8,902
October	9,368	
November	10,973	
December	12,364	
January	13,492	
February	15,018	
March	15,936	
April	16,436	
May	16,436	
June	16,437	

QUALITY

	Quantity	Base Number	Contract	AT	Region	England
% of FP17s for the same patient ID Re-attending within 3 months - Children	103	1,126	9.1%	10.4%	11.6%	11.9%
% of FP17s for the same patient ID Re-attending within 3 months - Adults	507	3,132	16.2%	14.2%	15.2%	15.9%
% of FP17s for the same patient ID Re-attending between 3 & 9 months - Children	620	1,126	55.1%	61.8%	59.1%	58.1%
% of FP17s for the same patient ID Re-attending between 3 & 9 months - Adults	1,258	3,132	40.2%	55.7%	51.7%	50.6%
% of FP17s for Band 1 Urgent Courses	363	3,999	9.1%	7.3%	8.0%	9.1%
% of FP17s Relating to Free Repair or Replacements	14	3,999	0.4%	0.8%	0.8%	0.8%
% of FP17s Relating to Continuations	71	3,999	1.8%	1.3%	1.0%	1.1%
% of Patients satisfied with the dentistry they have received	20	20	100.0%	90.7%	91.5%	91.4%
% of Patients satisfied with the time they had to wait for an appointment	18	20	90.0%	86.7%	88.2%	87.7%

* This is based on patients treated on this contract for their most recent course of treatment. Figures in italics indicate the base number of FP17s or Patient Questionnaire responses are less than 100. N/A is shown where the base number of responses is less than 10 during the period. % is calculated as Quantity/Base number*100

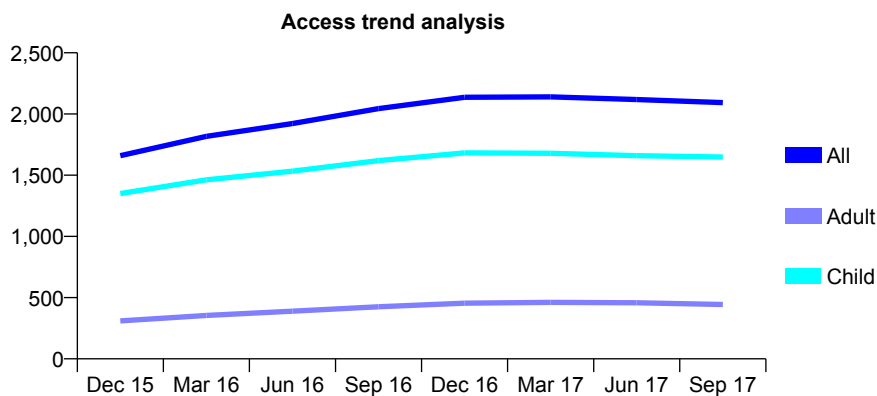
Q55 - Vital Signs At a Glance Contract Report for 942391/0001 - September 2017

Name or company name	MR A MAHMOOD
Contract type name	GDS Contract
Purpose of contract	General
Contract start date	20/08/2014
Contract end date	

17/18 Contracted general activity (UDA)	5,071
Carry forward general activity (UDA)	0
17/18 Contracted orthodontic activity (UOA)	0
Carry forward orthodontic activity (UOA)	0
Baseline contract value	£118,106.53

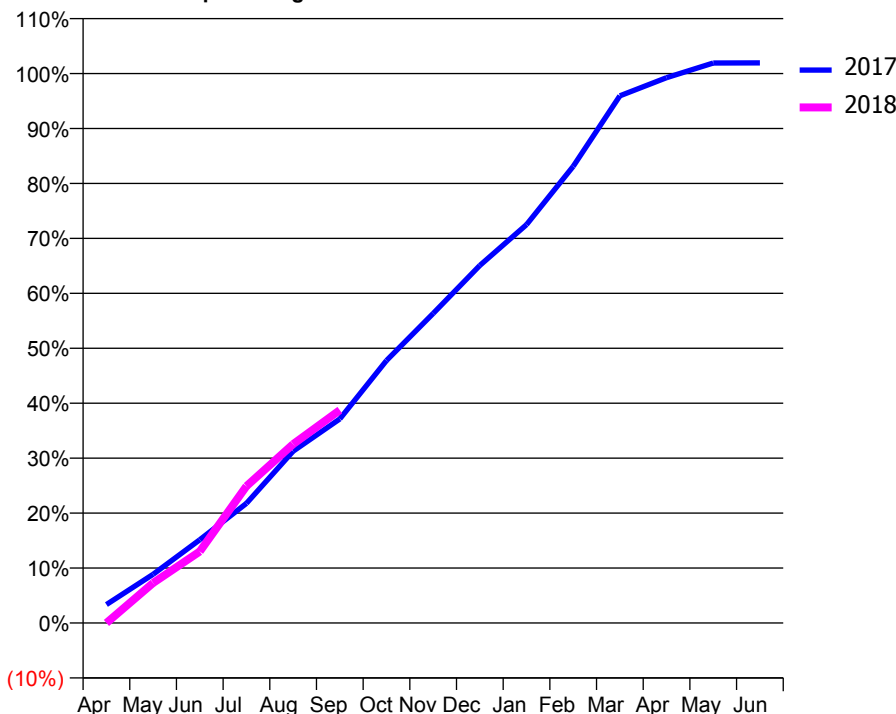
ACCESS*

Patients seen in 24 months	Total	Change since previous quarter
Quarter ending September 2016	2,044	
Quarter ending December 2016	2,137	↑
Quarter ending March 2017	2,140	→
Quarter ending June 2017	2,118	↓
Quarter ending September 2017	2,093	↓
Variance since September 2016	2.4%	↑



ACTIVITY

Cumulative percentage of contracted UDA delivered 2017 & 2018



Month	Adjusted Scheduled Activity (UDA)	
	2017	2018
April	171	0
May	450	370
June	768	660
July	1,104	1,263
August	1,586	1,651
September	1,883	1,965
October	2,423	
November	2,857	
December	3,300	
January	3,676	
February	4,214	
March	4,865	
April	5,033	
May	5,168	
June	5,169	

QUALITY

	Quantity	Base Number	Contract	AT	Region	England
% of FP17s for the same patient ID Re-attending within 3 months - Children	72	1,065	6.8%	10.4%	11.6%	11.9%
% of FP17s for the same patient ID Re-attending within 3 months - Adults	7	149	4.7%	14.2%	15.2%	15.9%
% of FP17s for the same patient ID Re-attending between 3 & 9 months - Children	635	1,065	59.6%	61.8%	59.1%	58.1%
% of FP17s for the same patient ID Re-attending between 3 & 9 months - Adults	85	149	57.0%	55.7%	51.7%	50.6%
% of FP17s for Band 1 Urgent Courses	38	1,060	3.6%	7.3%	8.0%	9.1%
% of FP17s Relating to Free Repair or Replacements	3	1,060	0.3%	0.8%	0.8%	0.8%
% of FP17s Relating to Continuations	2	1,060	0.2%	1.3%	1.0%	1.1%
% of Patients satisfied with the dentistry they have received	2	2	N/A	90.7%	91.5%	91.4%
% of Patients satisfied with the time they had to wait for an appointment	1	2	N/A	86.7%	88.2%	87.7%

* This is based on patients treated on this contract for their most recent course of treatment. Figures in italics indicate the base number of FP17s or Patient Questionnaire responses are less than 100. N/A is shown where the base number of responses is less than 10 during the period. % is calculated as Quantity/Base number*100

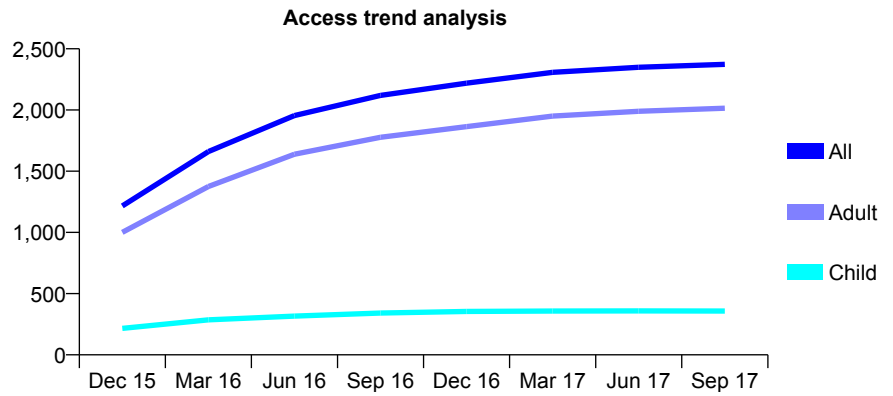
Q55 - Vital Signs At a Glance Contract Report for 944785/0003 - September 2017

Name or company name	MR MJ O'GRADY
Contract type name	GDS Contract
Purpose of contract	General
Contract start date	01/09/2015
Contract end date	

17/18 Contracted general activity (UDA)	7,739
Carry forward general activity (UDA)	0
17/18 Contracted orthodontic activity (UOA)	0
Carry forward orthodontic activity (UOA)	0
Baseline contract value	£188,490.61

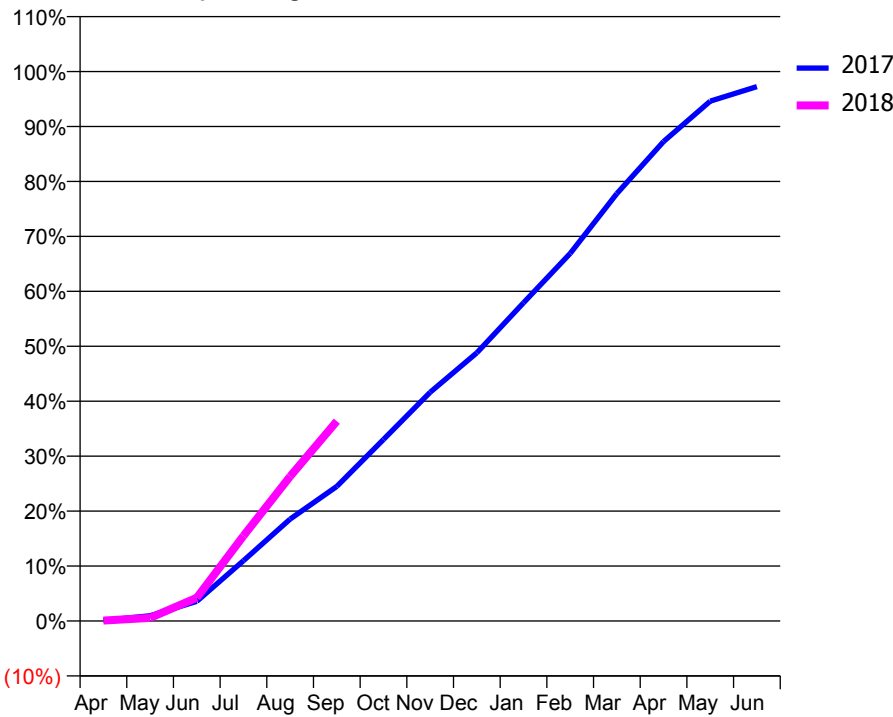
ACCESS*

Patients seen in 24 months	Total	Change since previous quarter
Quarter ending September 2016	2,119	
Quarter ending December 2016	2,219	↑
Quarter ending March 2017	2,308	↑
Quarter ending June 2017	2,349	→
Quarter ending September 2017	2,373	→
Variance since September 2016	12.0%	↑



ACTIVITY

Cumulative percentage of contracted UDA delivered 2017 & 2018



Month	Adjusted Scheduled Activity (UDA)	
	2017	2018
April	8	6
May	74	43
June	277	327
July	850	1,198
August	1,436	2,037
September	1,895	2,814
October	2,557	
November	3,223	
December	3,778	
January	4,481	
February	5,177	
March	6,020	
April	6,753	
May	7,321	
June	7,527	

QUALITY

	Quantity	Base Number	Contract	AT	Region	England
% of FP17s for the same patient ID Re-attending within 3 months - Children	17	298	5.7%	10.4%	11.6%	11.9%
% of FP17s for the same patient ID Re-attending within 3 months - Adults	186	1,584	11.7%	14.2%	15.2%	15.9%
% of FP17s for the same patient ID Re-attending between 3 & 9 months - Children	212	298	71.1%	61.8%	59.1%	58.1%
% of FP17s for the same patient ID Re-attending between 3 & 9 months - Adults	1,050	1,584	66.3%	55.7%	51.7%	50.6%
% of FP17s for Band 1 Urgent Courses	51	1,289	4.0%	7.3%	8.0%	9.1%
% of FP17s Relating to Free Repair or Replacements	33	1,289	2.6%	0.8%	0.8%	0.8%
% of FP17s Relating to Continuations	22	1,289	1.7%	1.3%	1.0%	1.1%
% of Patients satisfied with the dentistry they have received	5	6	N/A	90.7%	91.5%	91.4%
% of Patients satisfied with the time they had to wait for an appointment	4	6	N/A	86.7%	88.2%	87.7%

* This is based on patients treated on this contract for their most recent course of treatment. Figures in italics indicate the base number of FP17s or Patient Questionnaire responses are less than 100. N/A is shown where the base number of responses is less than 10 during the period. % is calculated as Quantity/Base number*100

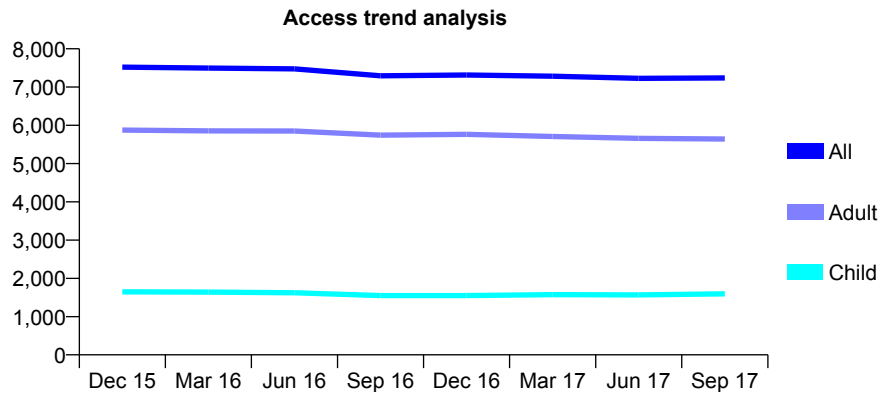
Q55 - Vital Signs At a Glance Contract Report for 946222/0001 - September 2017

Name or company name	MR G BAHARVAND
Contract type name	GDS Contract
Purpose of contract	General
Contract start date	01/04/2006
Contract end date	

17/18 Contracted general activity (UDA)	22,590
Carry forward general activity (UDA)	0
17/18 Contracted orthodontic activity (UOA)	0
Carry forward orthodontic activity (UOA)	0
Baseline contract value	£527,604.51

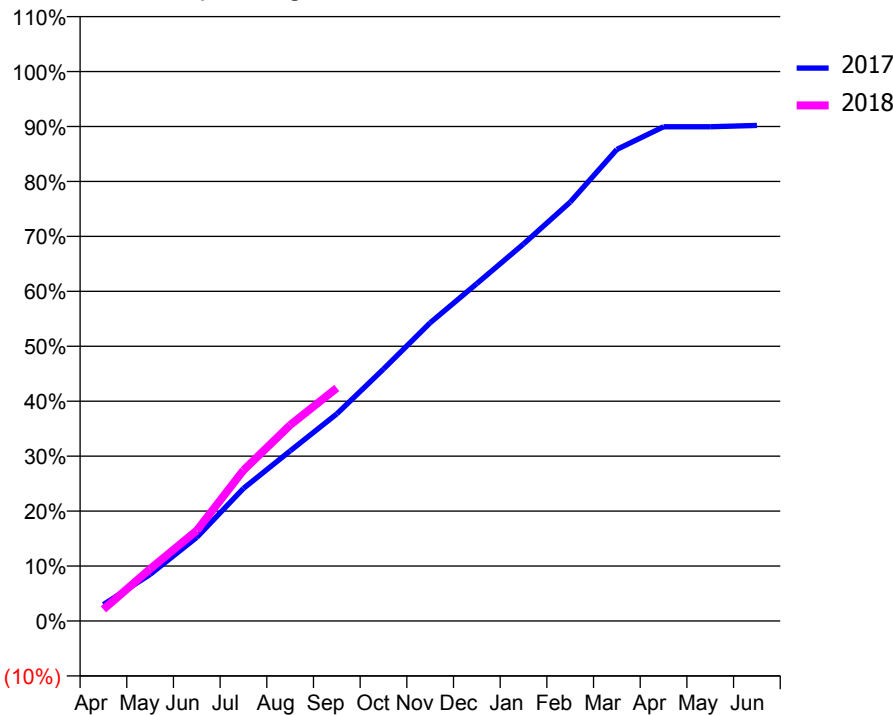
ACCESS*

Patients seen in 24 months	Total	Change since previous quarter
Quarter ending September 2016	7,293	
Quarter ending December 2016	7,314	→
Quarter ending March 2017	7,283	→
Quarter ending June 2017	7,227	→
Quarter ending September 2017	7,237	→
Variance since September 2016	(0.8%)	→



ACTIVITY

Cumulative percentage of contracted UDA delivered 2017 & 2018



Month	Adjusted Scheduled Activity (UDA)	
	2017	2018
April	677	482
May	1,918	2,143
June	3,440	3,719
July	5,451	6,197
August	6,992	8,055
September	8,518	9,582
October	10,359	
November	12,260	
December	13,871	
January	15,500	
February	17,220	
March	19,384	
April	20,320	
May	20,318	
June	20,372	

QUALITY

	Quantity	Base Number	Contract	AT	Region	England
% of FP17s for the same patient ID Re-attending within 3 months - Children	44	1,103	4.0%	10.4%	11.6%	11.9%
% of FP17s for the same patient ID Re-attending within 3 months - Adults	398	3,926	10.1%	14.2%	15.2%	15.9%
% of FP17s for the same patient ID Re-attending between 3 & 9 months - Children	627	1,103	56.8%	61.8%	59.1%	58.1%
% of FP17s for the same patient ID Re-attending between 3 & 9 months - Adults	2,341	3,926	59.6%	55.7%	51.7%	50.6%
% of FP17s for Band 1 Urgent Courses	171	4,611	3.7%	7.3%	8.0%	9.1%
% of FP17s Relating to Free Repair or Replacements	30	4,611	0.7%	0.8%	0.8%	0.8%
% of FP17s Relating to Continuations	41	4,611	0.9%	1.3%	1.0%	1.1%
% of Patients satisfied with the dentistry they have received	15	18	83.3%	90.7%	91.5%	91.4%
% of Patients satisfied with the time they had to wait for an appointment	17	18	94.4%	86.7%	88.2%	87.7%

* This is based on patients treated on this contract for their most recent course of treatment. Figures in italics indicate the base number of FP17s or Patient Questionnaire responses are less than 100. N/A is shown where the base number of responses is less than 10 during the period. % is calculated as Quantity/Base number*100

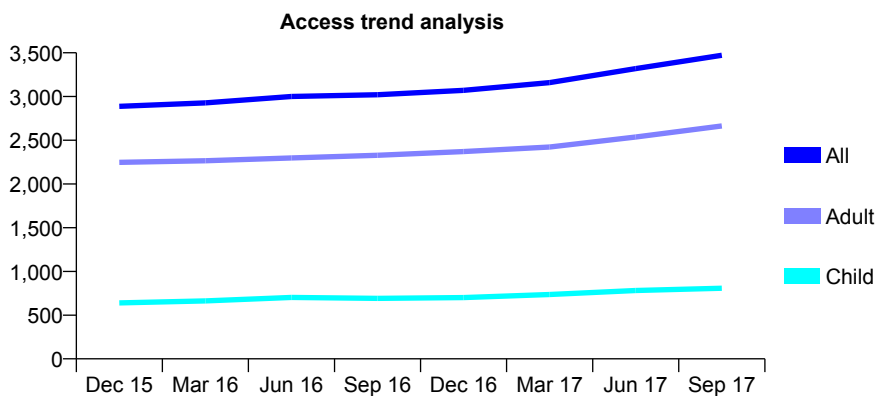
Q55 - Vital Signs At a Glance Contract Report for 950432/0001 - September 2017

Name or company name	MR N NAMIN
Contract type name	GDS Contract
Purpose of contract	General
Contract start date	01/01/2007
Contract end date	

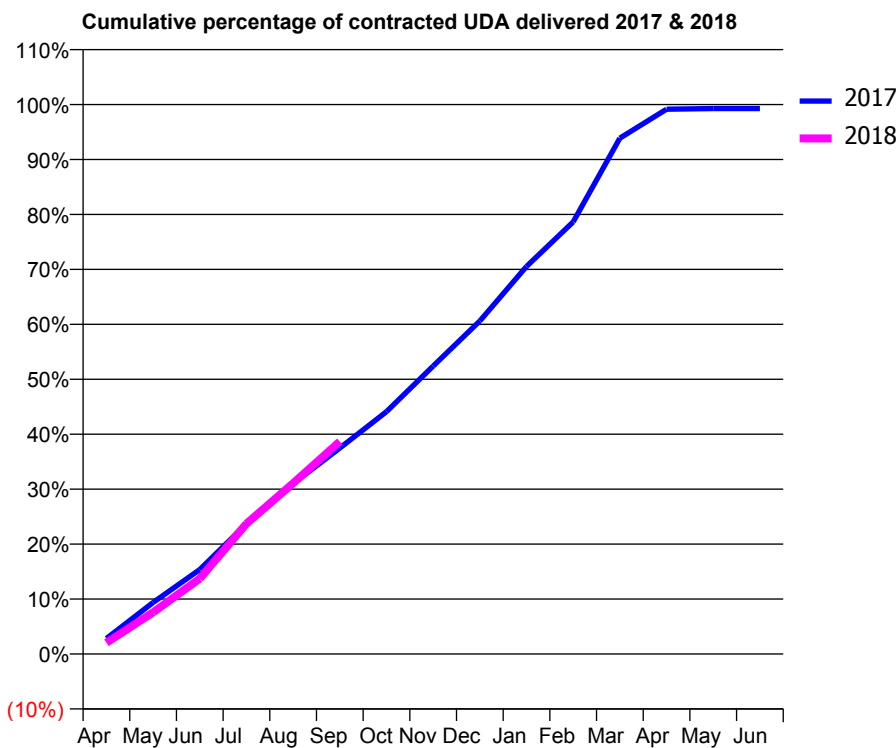
17/18 Contracted general activity (UDA)	16,876
Carry forward general activity (UDA)	0
17/18 Contracted orthodontic activity (UOA)	0
Carry forward orthodontic activity (UOA)	0
Baseline contract value	£420,575.56

ACCESS*

Patients seen in 24 months	Total	Change since previous quarter
Quarter ending September 2016	3,020	
Quarter ending December 2016	3,071	→
Quarter ending March 2017	3,159	↑
Quarter ending June 2017	3,319	↑
Quarter ending September 2017	3,472	↑
Variance since September 2016	15.0%	↑



ACTIVITY



Month	Adjusted Scheduled Activity (UDA)	
	2017	2018
April	477	345
May	1,582	1,281
June	2,595	2,315
July	4,001	4,004
August	5,233	5,244
September	6,327	6,526
October	7,445	
November	8,843	
December	10,229	
January	11,903	
February	13,272	
March	15,843	
April	16,730	
May	16,754	
June	16,754	

QUALITY

	Quantity	Base Number	Contract	AT	Region	England
% of FP17s for the same patient ID Re-attending within 3 months - Children	42	788	5.3%	10.4%	11.6%	11.9%
% of FP17s for the same patient ID Re-attending within 3 months - Adults	345	2,411	14.3%	14.2%	15.2%	15.9%
% of FP17s for the same patient ID Re-attending between 3 & 9 months - Children	545	788	69.2%	61.8%	59.1%	58.1%
% of FP17s for the same patient ID Re-attending between 3 & 9 months - Adults	1,502	2,411	62.3%	55.7%	51.7%	50.6%
% of FP17s for Band 1 Urgent Courses	407	2,913	14.0%	7.3%	8.0%	9.1%
% of FP17s Relating to Free Repair or Replacements	7	2,913	0.2%	0.8%	0.8%	0.8%
% of FP17s Relating to Continuations	45	2,913	1.5%	1.3%	1.0%	1.1%
% of Patients satisfied with the dentistry they have received	66	72	91.7%	90.7%	91.5%	91.4%
% of Patients satisfied with the time they had to wait for an appointment	60	72	83.3%	86.7%	88.2%	87.7%

* This is based on patients treated on this contract for their most recent course of treatment. Figures in italics indicate the base number of FP17s or Patient Questionnaire responses are less than 100. N/A is shown where the base number of responses is less than 10 during the period. % is calculated as Quantity/Base number*100

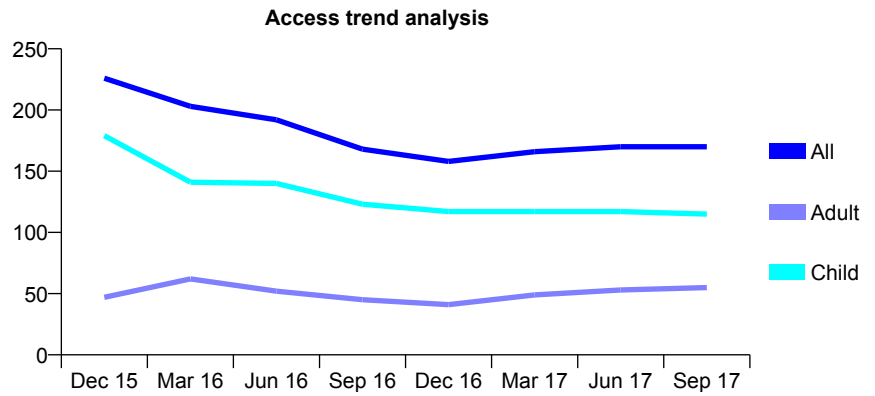
Q55 - Vital Signs At a Glance Contract Report for 959901/0001 - September 2017

Name or company name	MRS AE RITTIG
Contract type name	GDS Contract
Purpose of contract	General and Orthodontic
Contract start date	01/04/2006
Contract end date	

17/18 Contracted general activity (UDA)	369
Carry forward general activity (UDA)	0
17/18 Contracted orthodontic activity (UOA)	3,233
Carry forward orthodontic activity (UOA)	0
Baseline contract value	£231,047.38

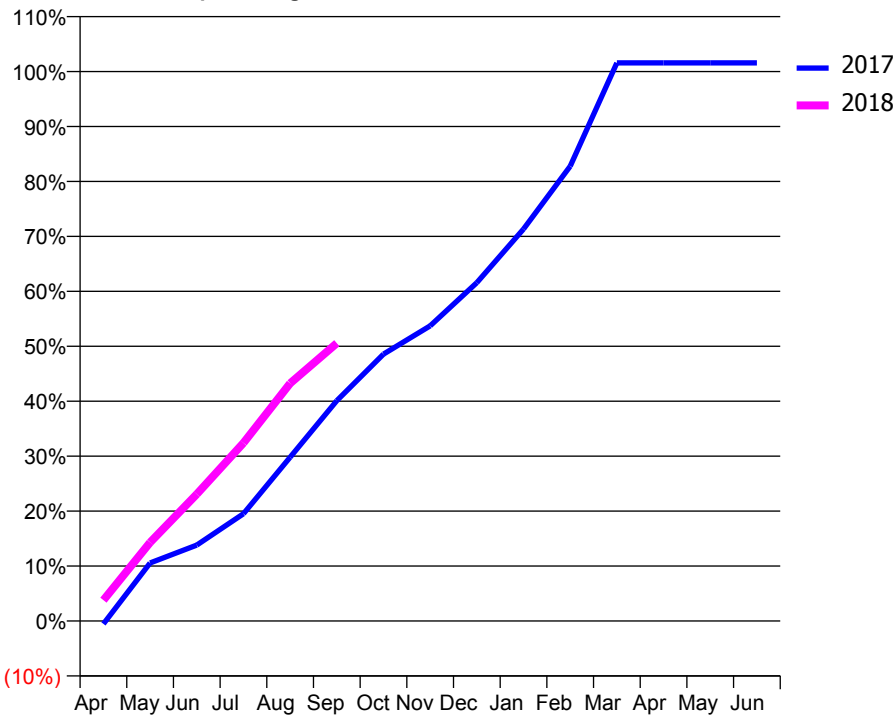
ACCESS*

Patients seen in 24 months	Total	Change since previous quarter
Quarter ending September 2016	168	
Quarter ending December 2016	158	↓
Quarter ending March 2017	166	↑
Quarter ending June 2017	170	↑
Quarter ending September 2017	170	→
Variance since September 2016	1.2%	→



ACTIVITY

Cumulative percentage of contracted UDA delivered 2017 & 2018



Month	Adjusted Scheduled Activity (UDA)	
	2017	2018
April	-2	14
May	39	53
June	51	85
July	72	120
August	110	160
September	148	187
October	179	
November	198	
December	227	
January	263	
February	305	
March	375	
April	375	
May	375	
June	375	

QUALITY

	Quantity	Base Number	Contract	AT	Region	England
% of FP17s for the same patient ID Re-attending within 3 months - Children	19	145	13.1%	10.4%	11.6%	11.9%
% of FP17s for the same patient ID Re-attending within 3 months - Adults	0	22	0.0%	14.2%	15.2%	15.9%
% of FP17s for the same patient ID Re-attending between 3 & 9 months - Children	34	145	23.4%	61.8%	59.1%	58.1%
% of FP17s for the same patient ID Re-attending between 3 & 9 months - Adults	13	22	59.1%	55.7%	51.7%	50.6%
% of FP17s for Band 1 Urgent Courses	8	84	9.5%	7.3%	8.0%	9.1%
% of FP17s Relating to Free Repair or Replacements	0	84	0.0%	0.8%	0.8%	0.8%
% of FP17s Relating to Continuations	1	84	1.2%	1.3%	1.0%	1.1%
% of Patients satisfied with the dentistry they have received	1	1	N/A	90.7%	91.5%	91.4%
% of Patients satisfied with the time they had to wait for an appointment	1	1	N/A	86.7%	88.2%	87.7%

* This is based on patients treated on this contract for their most recent course of treatment. Figures in italics indicate the base number of FP17s or Patient Questionnaire responses are less than 100. N/A is shown where the base number of responses is less than 10 during the period. % is calculated as Quantity/Base number*100

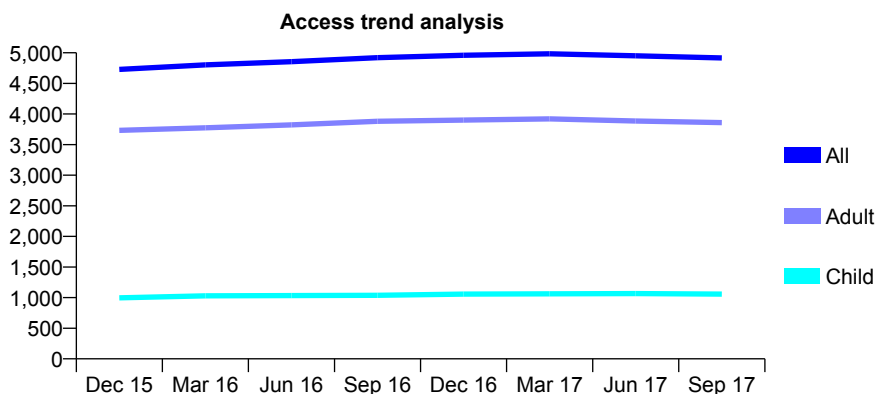
Q55 - Vital Signs At a Glance Contract Report for 960764/0002 - September 2017

Name or company name	MR SS CHITA
Contract type name	GDS Contract
Purpose of contract	General
Contract start date	05/01/2009
Contract end date	

17/18 Contracted general activity (UDA)	13,780
Carry forward general activity (UDA)	0
17/18 Contracted orthodontic activity (UOA)	0
Carry forward orthodontic activity (UOA)	0
Baseline contract value	£333,191.86

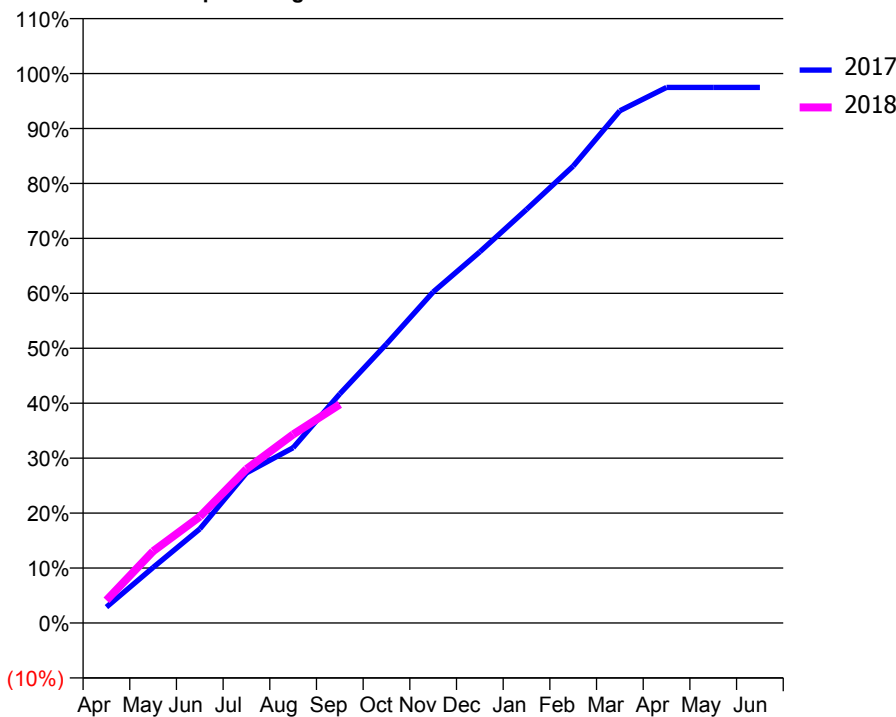
ACCESS*

Patients seen in 24 months	Total	Change since previous quarter
Quarter ending September 2016	4,920	
Quarter ending December 2016	4,959	→
Quarter ending March 2017	4,983	→
Quarter ending June 2017	4,952	→
Quarter ending September 2017	4,917	→
Variance since September 2016	(0.1%)	→



ACTIVITY

Cumulative percentage of contracted UDA delivered 2017 & 2018



Month	Adjusted Scheduled Activity (UDA)	
	2017	2018
April	429	570
May	1,494	1,800
June	2,530	2,668
July	4,036	3,862
August	4,714	4,732
September	6,165	5,482
October	7,503	
November	8,905	
December	9,984	
January	11,122	
February	12,290	
March	13,779	
April	14,404	
May	14,404	
June	14,405	

QUALITY

	Quantity	Base Number	Contract	AT	Region	England
% of FP17s for the same patient ID Re-attending within 3 months - Children	54	755	7.2%	10.4%	11.6%	11.9%
% of FP17s for the same patient ID Re-attending within 3 months - Adults	447	2,940	15.2%	14.2%	15.2%	15.9%
% of FP17s for the same patient ID Re-attending between 3 & 9 months - Children	515	755	68.2%	61.8%	59.1%	58.1%
% of FP17s for the same patient ID Re-attending between 3 & 9 months - Adults	1,919	2,940	65.3%	55.7%	51.7%	50.6%
% of FP17s for Band 1 Urgent Courses	290	3,352	8.7%	7.3%	8.0%	9.1%
% of FP17s Relating to Free Repair or Replacements	53	3,352	1.6%	0.8%	0.8%	0.8%
% of FP17s Relating to Continuations	51	3,352	1.5%	1.3%	1.0%	1.1%
% of Patients satisfied with the dentistry they have received	19	23	82.6%	90.7%	91.5%	91.4%
% of Patients satisfied with the time they had to wait for an appointment	22	23	95.7%	86.7%	88.2%	87.7%

* This is based on patients treated on this contract for their most recent course of treatment. Figures in italics indicate the base number of FP17s or Patient Questionnaire responses are less than 100. N/A is shown where the base number of responses is less than 10 during the period. % is calculated as Quantity/Base number*100

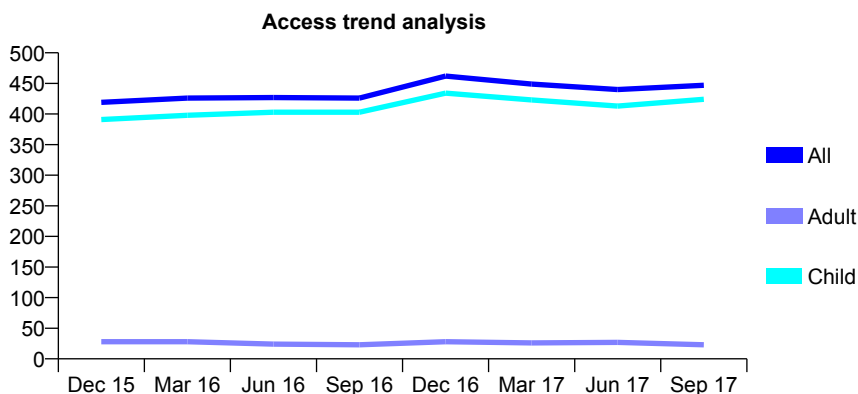
Q55 - Vital Signs At a Glance Contract Report for 964778/0001 - September 2017

Name or company name	MR KS MISSAN
Contract type name	GDS Contract
Purpose of contract	General
Contract start date	01/06/2010
Contract end date	

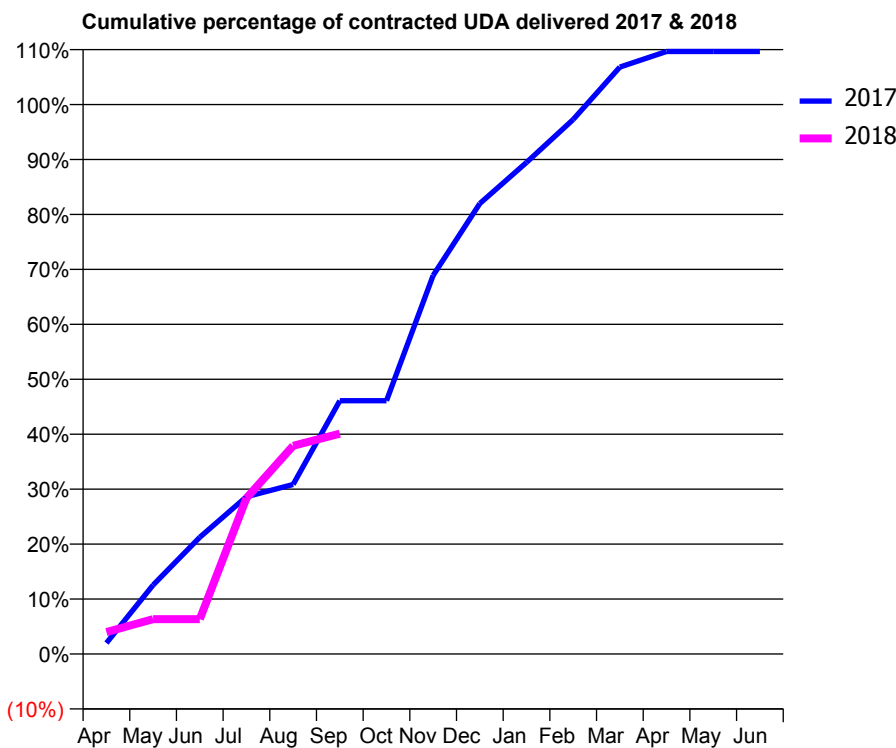
17/18 Contracted general activity (UDA)	950
Carry forward general activity (UDA)	0
17/18 Contracted orthodontic activity (UOA)	0
Carry forward orthodontic activity (UOA)	0
Baseline contract value	£23,344.65

ACCESS*

Patients seen in 24 months	Total	Change since previous quarter
Quarter ending September 2016	426	
Quarter ending December 2016	462	↑
Quarter ending March 2017	449	↓
Quarter ending June 2017	440	↓
Quarter ending September 2017	447	→
Variance since September 2016	4.9%	↑



ACTIVITY



Month	Adjusted Scheduled Activity (UDA)	
	2017	2018
April	19	38
May	119	60
June	202	60
July	272	270
August	293	360
September	438	381
October	438	
November	655	
December	779	
January	850	
February	924	
March	1,015	
April	1,042	
May	1,042	
June	1,042	

QUALITY

	Quantity	Base Number	Contract	AT	Region	England
% of FP17s for the same patient ID Re-attending within 3 months - Children	17	271	6.3%	10.4%	11.6%	11.9%
% of FP17s for the same patient ID Re-attending within 3 months - Adults	1	11	9.1%	14.2%	15.2%	15.9%
% of FP17s for the same patient ID Re-attending between 3 & 9 months - Children	182	271	67.2%	61.8%	59.1%	58.1%
% of FP17s for the same patient ID Re-attending between 3 & 9 months - Adults	8	11	72.7%	55.7%	51.7%	50.6%
% of FP17s for Band 1 Urgent Courses	10	257	3.9%	7.3%	8.0%	9.1%
% of FP17s Relating to Free Repair or Replacements	0	257	0.0%	0.8%	0.8%	0.8%
% of FP17s Relating to Continuations	0	257	0.0%	1.3%	1.0%	1.1%
% of Patients satisfied with the dentistry they have received	5	5	N/A	90.7%	91.5%	91.4%
% of Patients satisfied with the time they had to wait for an appointment	5	5	N/A	86.7%	88.2%	87.7%

* This is based on patients treated on this contract for their most recent course of treatment. Figures in italics indicate the base number of FP17s or Patient Questionnaire responses are less than 100. N/A is shown where the base number of responses is less than 10 during the period. % is calculated as Quantity/Base number*100

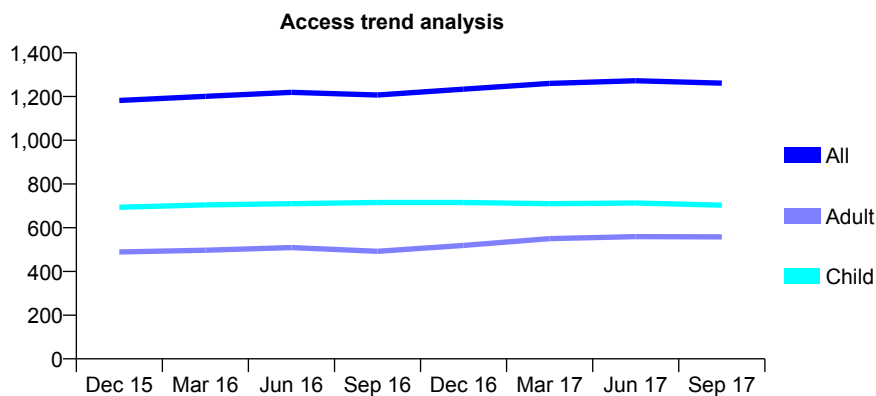
Q55 - Vital Signs At a Glance Contract Report for 993840/0001 - September 2017

Name or company name	MR RB CANTILLON
Contract type name	GDS Contract
Purpose of contract	General
Contract start date	01/04/2006
Contract end date	

17/18 Contracted general activity (UDA)	3,221
Carry forward general activity (UDA)	0
17/18 Contracted orthodontic activity (UOA)	0
Carry forward orthodontic activity (UOA)	0
Baseline contract value	£72,959.26

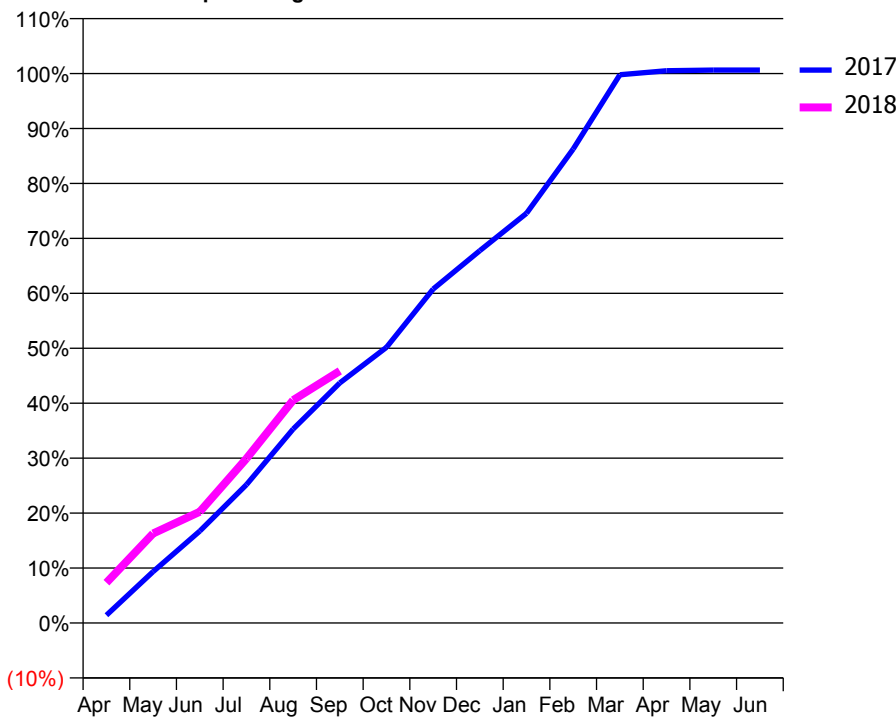
ACCESS*

Patients seen in 24 months	Total	Change since previous quarter
Quarter ending September 2016	1,207	
Quarter ending December 2016	1,234	↑
Quarter ending March 2017	1,260	↑
Quarter ending June 2017	1,272	→
Quarter ending September 2017	1,261	→
Variance since September 2016	4.5%	↑



ACTIVITY

Cumulative percentage of contracted UDA delivered 2017 & 2018



Month	Adjusted Scheduled Activity (UDA)	
	2017	2018
April	46	236
May	301	525
June	539	652
July	811	964
August	1,137	1,306
September	1,407	1,477
October	1,616	
November	1,957	
December	2,182	
January	2,401	
February	2,778	
March	3,213	
April	3,237	
May	3,241	
June	3,241	

QUALITY

	Quantity	Base Number	Contract	AT	Region	England
% of FP17s for the same patient ID Re-attending within 3 months - Children	38	545	7.0%	10.4%	11.6%	11.9%
% of FP17s for the same patient ID Re-attending within 3 months - Adults	52	391	13.3%	14.2%	15.2%	15.9%
% of FP17s for the same patient ID Re-attending between 3 & 9 months - Children	403	545	73.9%	61.8%	59.1%	58.1%
% of FP17s for the same patient ID Re-attending between 3 & 9 months - Adults	257	391	65.7%	55.7%	51.7%	50.6%
% of FP17s for Band 1 Urgent Courses	27	915	3.0%	7.3%	8.0%	9.1%
% of FP17s Relating to Free Repair or Replacements	2	915	0.2%	0.8%	0.8%	0.8%
% of FP17s Relating to Continuations	14	915	1.5%	1.3%	1.0%	1.1%
% of Patients satisfied with the dentistry they have received	2	2	N/A	90.7%	91.5%	91.4%
% of Patients satisfied with the time they had to wait for an appointment	2	2	N/A	86.7%	88.2%	87.7%

* This is based on patients treated on this contract for their most recent course of treatment. Figures in italics indicate the base number of FP17s or Patient Questionnaire responses are less than 100. N/A is shown where the base number of responses is less than 10 during the period. % is calculated as Quantity/Base number*100

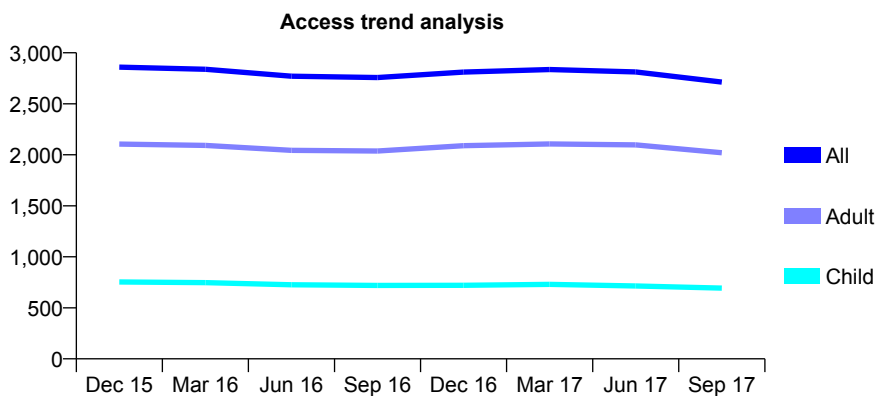
Q55 - Vital Signs At a Glance Contract Report for 997277/0001 - September 2017

Name or company name	MR CA CUNNINGTON
Contract type name	GDS Contract
Purpose of contract	General and Orthodontic
Contract start date	01/04/2006
Contract end date	

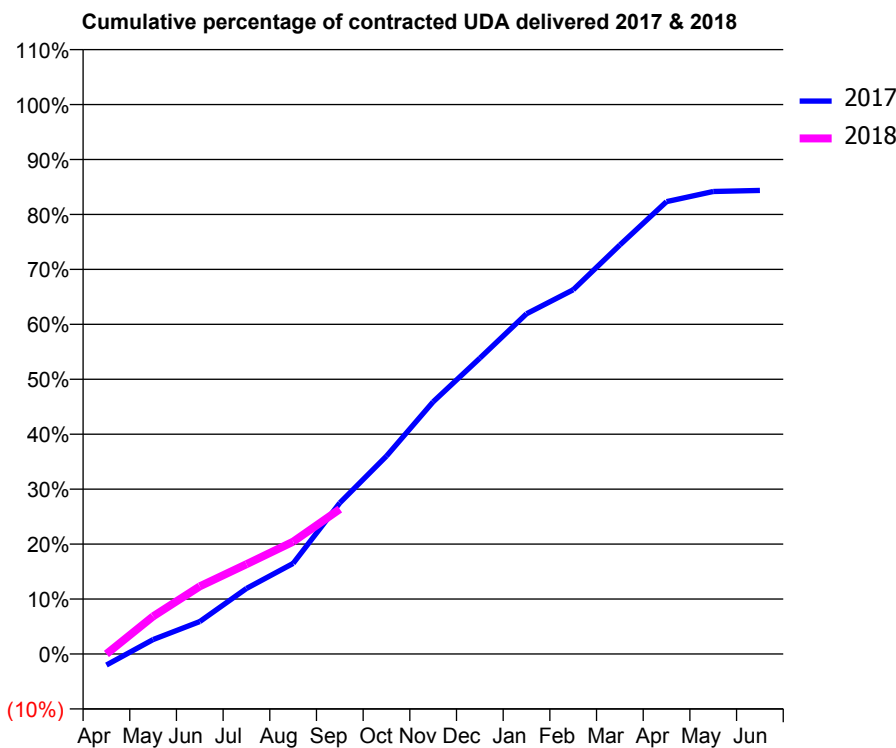
17/18 Contracted general activity (UDA)	10,740
Carry forward general activity (UDA)	0
17/18 Contracted orthodontic activity (UOA)	210
Carry forward orthodontic activity (UOA)	0
Baseline contract value	£250,412.02

ACCESS*

Patients seen in 24 months	Total	Change since previous quarter
Quarter ending September 2016	2,757	
Quarter ending December 2016	2,811	→
Quarter ending March 2017	2,836	→
Quarter ending June 2017	2,813	→
Quarter ending September 2017	2,713	↓
Variance since September 2016	(1.6%)	↓



ACTIVITY



Month	Adjusted Scheduled Activity (UDA)	
	2017	2018
April	-219	2
May	284	735
June	633	1,324
July	1,280	1,756
August	1,772	2,195
September	2,954	2,831
October	3,868	
November	4,930	
December	5,783	
January	6,651	
February	7,118	
March	7,996	
April	8,842	
May	9,040	
June	9,062	

QUALITY

	Quantity	Base Number	Contract	AT	Region	England
% of FP17s for the same patient ID Re-attending within 3 months - Children	27	476	5.7%	10.4%	11.6%	11.9%
% of FP17s for the same patient ID Re-attending within 3 months - Adults	99	1,412	7.0%	14.2%	15.2%	15.9%
% of FP17s for the same patient ID Re-attending between 3 & 9 months - Children	361	476	75.8%	61.8%	59.1%	58.1%
% of FP17s for the same patient ID Re-attending between 3 & 9 months - Adults	1,065	1,412	75.4%	55.7%	51.7%	50.6%
% of FP17s for Band 1 Urgent Courses	23	1,440	1.6%	7.3%	8.0%	9.1%
% of FP17s Relating to Free Repair or Replacements	5	1,440	0.3%	0.8%	0.8%	0.8%
% of FP17s Relating to Continuations	5	1,440	0.3%	1.3%	1.0%	1.1%
% of Patients satisfied with the dentistry they have received	4	4	N/A	90.7%	91.5%	91.4%
% of Patients satisfied with the time they had to wait for an appointment	4	4	N/A	86.7%	88.2%	87.7%

* This is based on patients treated on this contract for their most recent course of treatment. Figures in italics indicate the base number of FP17s or Patient Questionnaire responses are less than 100. N/A is shown where the base number of responses is less than 10 during the period. % is calculated as Quantity/Base number*100