

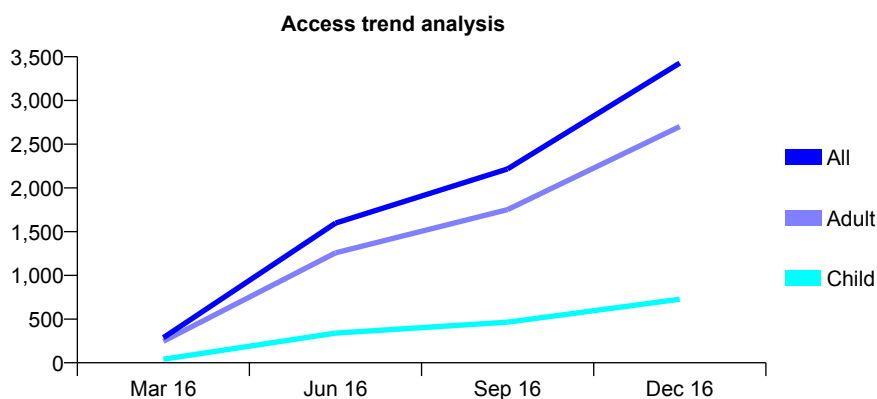
Q56 - Vital Signs At a Glance Contract Report for 100010/0000 - December 2016

Name or company name	M and H Tehrani, Jinesh Vaghela, Jiten Vag
Contract type name	GDS Contract
Purpose of contract	General
Contract start date	01/02/2016
Contract end date	

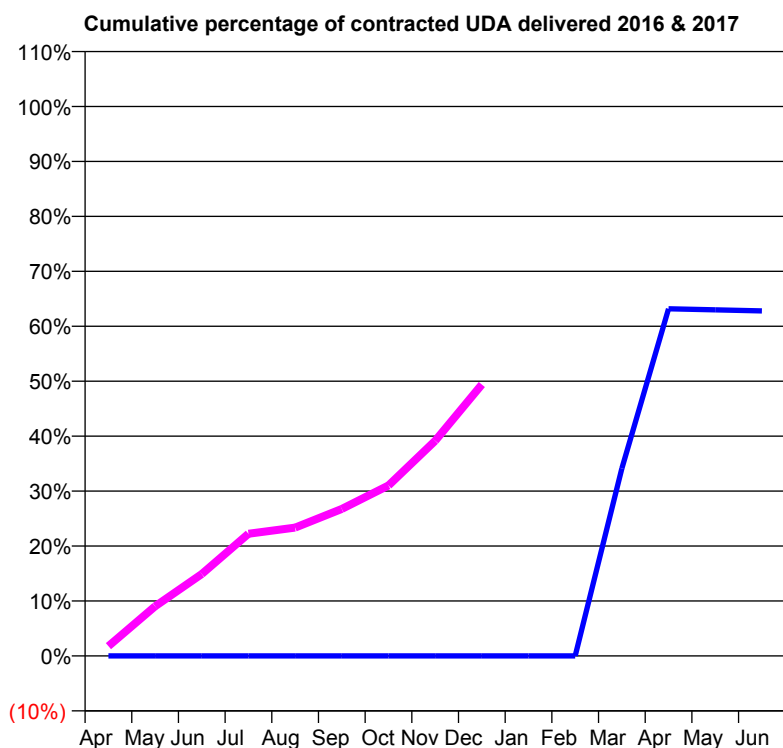
16/17 Contracted general activity (UDA)	11,500
Carry forward general activity (UDA)	24
16/17 Contracted orthodontic activity (UOA)	0
Carry forward orthodontic activity (UOA)	0
Baseline contract value	£276,399.32

ACCESS*

Patients seen in 24 months	Total	Change since previous quarter
Quarter ending December 2015	0	
Quarter ending March 2016	287	
Quarter ending June 2016	1,598	↑
Quarter ending September 2016	2,217	↑
Quarter ending December 2016	3,427	↑
Variance since December 2015	N/A	



ACTIVITY



Month	Adjusted Scheduled Activity (UDA)	
	2016	2017
April	0	206
May	0	1,038
June	0	1,716
July	0	2,559
August	0	2,685
September	0	3,078
October	0	3,568
November	0	4,503
December	0	5,682
January	0	
February	0	
March	540	
April	1,000	
May	997	
June	994	

QUALITY

	Quantity	Base Number	Contract	AT	Region	England
% of FP17s for the same patient ID Re-attending within 3 months - Children	23	888	2.6%	11.3%	12.1%	12.4%
% of FP17s for the same patient ID Re-attending within 3 months - Adults	200	3,360	6.0%	15.1%	15.9%	16.6%
% of FP17s for the same patient ID Re-attending between 3 & 9 months - Children	122	888	13.7%	58.7%	58.6%	57.5%
% of FP17s for the same patient ID Re-attending between 3 & 9 months - Adults	446	3,360	13.3%	49.8%	51.5%	50.4%
% of FP17s for Band 1 Urgent Courses	194	3,100	6.3%	9.5%	8.0%	9.1%
% of FP17s Relating to Free Repair or Replacements	15	3,100	0.5%	0.9%	0.8%	0.8%
% of FP17s Relating to Continuations	11	3,100	0.4%	1.3%	1.2%	1.3%
% of Patients satisfied with the dentistry they have received	0	0	N/A	92.0%	92.8%	92.7%
% of Patients satisfied with the time they had to wait for an appointment	0	0	N/A	86.7%	89.2%	88.8%

* This is based on patients treated on this contract for their most recent course of treatment. Figures in italics indicate the base number of FP17s or Patient Questionnaire responses are less than 100. N/A is shown where the base number of responses is less than 10 during the period. % is calculated as Quantity/Base number*100

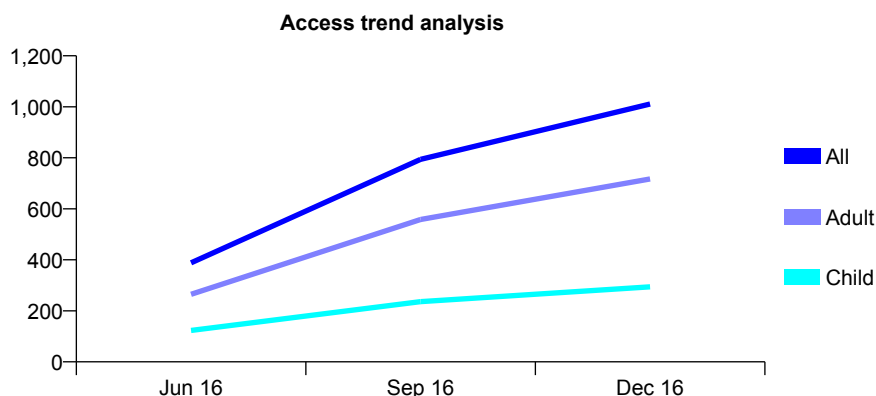
Q56 - Vital Signs At a Glance Contract Report for 100036/0000 - December 2016

Name or company name	Dr Veehar Malde
Contract type name	GDS Contract
Purpose of contract	General
Contract start date	01/03/2016
Contract end date	

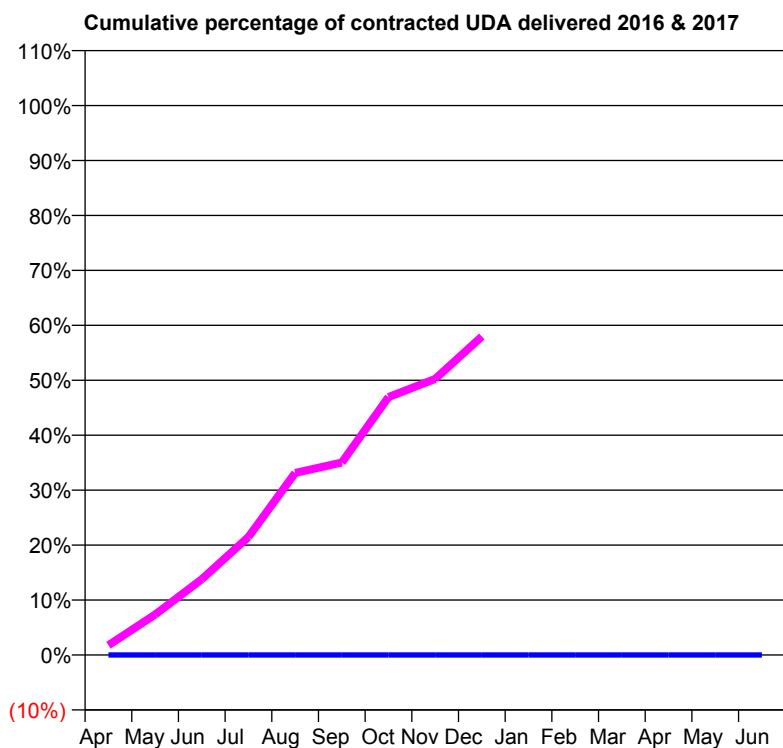
16/17 Contracted general activity (UDA)	4,029
Carry forward general activity (UDA)	0
16/17 Contracted orthodontic activity (UOA)	0
Carry forward orthodontic activity (UOA)	0
Baseline contract value	£99,593.18

ACCESS*

Patients seen in 24 months	Total	Change since previous quarter
Quarter ending December 2015	0	
Quarter ending March 2016	0	
Quarter ending June 2016	388	↑
Quarter ending September 2016	794	↑
Quarter ending December 2016	1,011	↑
Variance since December 2015	N/A	



ACTIVITY



Month	Adjusted Scheduled Activity (UDA)	
	2016	2017
April	0	72
May	0	297
June	0	556
July	0	866
August	0	1,335
September	0	1,411
October	0	1,892
November	0	2,024
December	0	2,335
January	0	
February	0	
March	0	
April	0	
May	0	
June	0	

QUALITY

	Quantity	Base Number	Contract	AT	Region	England
% of FP17s for the same patient ID Re-attending within 3 months - Children	22	380	5.8%	11.3%	12.1%	12.4%
% of FP17s for the same patient ID Re-attending within 3 months - Adults	98	937	10.5%	15.1%	15.9%	16.6%
% of FP17s for the same patient ID Re-attending between 3 & 9 months - Children	44	380	11.6%	58.7%	58.6%	57.5%
% of FP17s for the same patient ID Re-attending between 3 & 9 months - Adults	109	937	11.6%	49.8%	51.5%	50.4%
% of FP17s for Band 1 Urgent Courses	90	1,317	6.8%	9.5%	8.0%	9.1%
% of FP17s Relating to Free Repair or Replacements	0	1,317	0.0%	0.9%	0.8%	0.8%
% of FP17s Relating to Continuations	23	1,317	1.7%	1.3%	1.2%	1.3%
% of Patients satisfied with the dentistry they have received	0	0	N/A	92.0%	92.8%	92.7%
% of Patients satisfied with the time they had to wait for an appointment	0	0	N/A	86.7%	89.2%	88.8%

* This is based on patients treated on this contract for their most recent course of treatment. Figures in italics indicate the base number of FP17s or Patient Questionnaire responses are less than 100. N/A is shown where the base number of responses is less than 10 during the period. % is calculated as Quantity/Base number*100

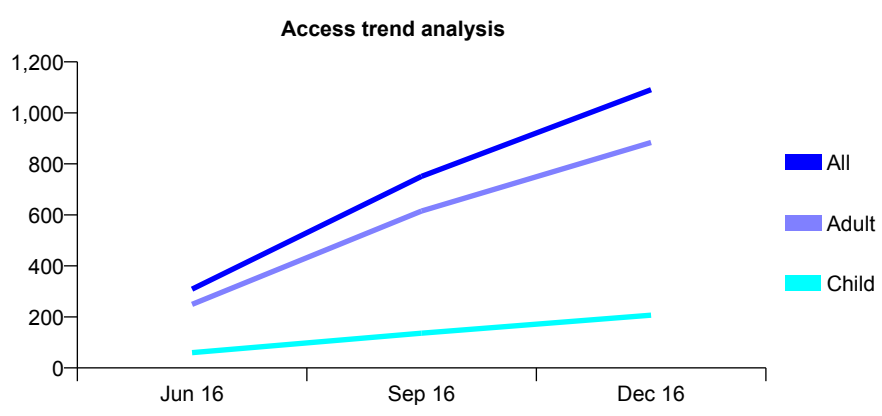
Q56 - Vital Signs At a Glance Contract Report for 100128/0000 - December 2016

Name or company name	Rookwood Dental Practice
Contract type name	GDS Contract
Purpose of contract	General
Contract start date	06/04/2016
Contract end date	

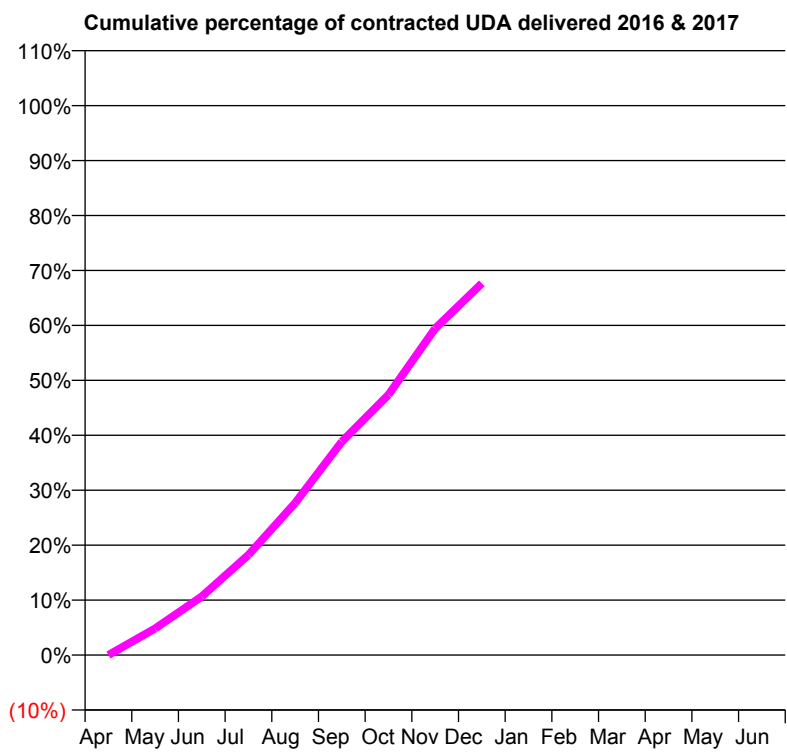
16/17 Contracted general activity (UDA)	3,884
Carry forward general activity (UDA)	0
16/17 Contracted orthodontic activity (UOA)	0
Carry forward orthodontic activity (UOA)	0
Baseline contract value	£98,752.35

ACCESS*

Patients seen in 24 months	Total	Change since previous quarter
Quarter ending December 2015	0	
Quarter ending March 2016	0	
Quarter ending June 2016	309	↑
Quarter ending September 2016	751	↑
Quarter ending December 2016	1,091	↑
Variance since December 2015	N/A	



ACTIVITY



Month	Adjusted Scheduled Activity (UDA)	
	2016	2017
April	0	0
May	0	188
June	0	414
July	0	708
August	0	1,075
September	0	1,509
October	0	1,840
November	0	2,309
December	0	2,627
January	0	
February	0	
March	0	
April	0	
May	0	
June	0	

QUALITY

	Quantity	Base Number	Contract	AT	Region	England
% of FP17s for the same patient ID Re-attending within 3 months - Children	22	258	8.5%	11.3%	12.1%	12.4%
% of FP17s for the same patient ID Re-attending within 3 months - Adults	98	1,140	8.6%	15.1%	15.9%	16.6%
% of FP17s for the same patient ID Re-attending between 3 & 9 months - Children	24	258	9.3%	58.7%	58.6%	57.5%
% of FP17s for the same patient ID Re-attending between 3 & 9 months - Adults	140	1,140	12.3%	49.8%	51.5%	50.4%
% of FP17s for Band 1 Urgent Courses	35	1,398	2.5%	9.5%	8.0%	9.1%
% of FP17s Relating to Free Repair or Replacements	11	1,398	0.8%	0.9%	0.8%	0.8%
% of FP17s Relating to Continuations	16	1,398	1.1%	1.3%	1.2%	1.3%
% of Patients satisfied with the dentistry they have received	0	0	N/A	92.0%	92.8%	92.7%
% of Patients satisfied with the time they had to wait for an appointment	0	0	N/A	86.7%	89.2%	88.8%

* This is based on patients treated on this contract for their most recent course of treatment. Figures in italics indicate the base number of FP17s or Patient Questionnaire responses are less than 100. N/A is shown where the base number of responses is less than 10 during the period. % is calculated as Quantity/Base number*100

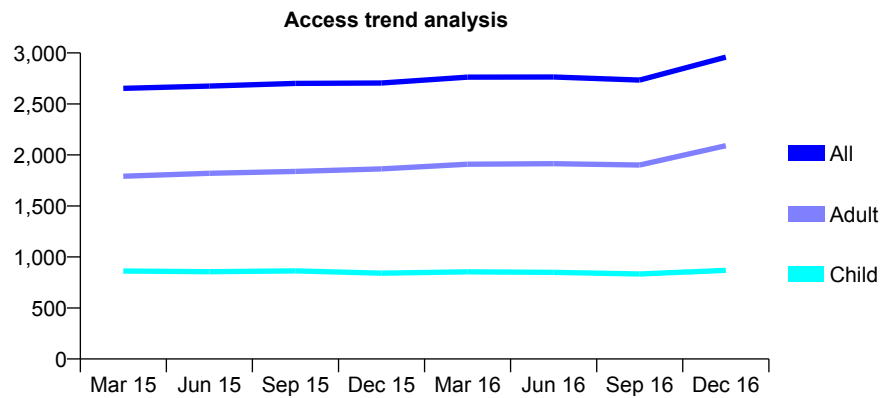
Q56 - Vital Signs At a Glance Contract Report for 101281/0029 - December 2016

Name or company name	OASIS DENTAL CARE LTD
Contract type name	GDS Contract
Purpose of contract	General
Contract start date	01/04/2006
Contract end date	

16/17 Contracted general activity (UDA)	7,953
Carry forward general activity (UDA)	280
16/17 Contracted orthodontic activity (UOA)	0
Carry forward orthodontic activity (UOA)	0
Baseline contract value	£192,907.38

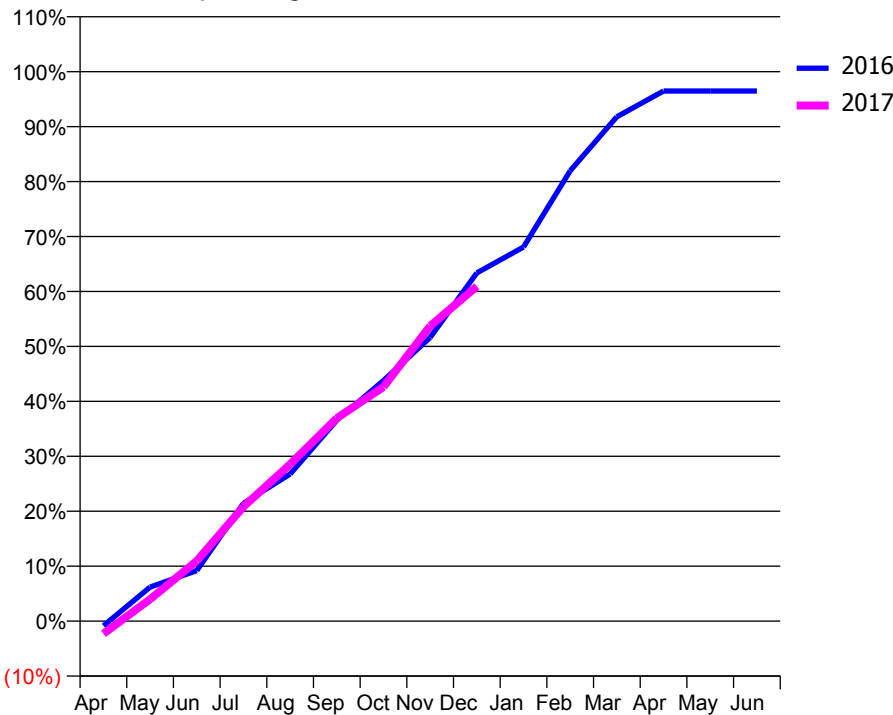
ACCESS*

Patients seen in 24 months	Total	Change since previous quarter
Quarter ending December 2015	2,705	
Quarter ending March 2016	2,763	↑
Quarter ending June 2016	2,764	→
Quarter ending September 2016	2,734	↓
Quarter ending December 2016	2,959	↑
Variance since December 2015	9.4%	↑



ACTIVITY

Cumulative percentage of contracted UDA delivered 2016 & 2017



Month	Adjusted Scheduled Activity (UDA)	
	2016	2017
April	-68	-184
May	493	318
June	732	872
July	1,704	1,658
August	2,129	2,271
September	2,907	2,939
October	3,483	3,391
November	4,107	4,272
December	5,040	4,845
January	5,415	
February	6,518	
March	7,299	
April	7,672	
May	7,673	
June	7,673	

QUALITY

	Quantity	Base Number	Contract	AT	Region	England
% of FP17s for the same patient ID Re-attending within 3 months - Children	58	943	6.2%	11.3%	12.1%	12.4%
% of FP17s for the same patient ID Re-attending within 3 months - Adults	332	1,961	16.9%	15.1%	15.9%	16.6%
% of FP17s for the same patient ID Re-attending between 3 & 9 months - Children	574	943	60.9%	58.7%	58.6%	57.5%
% of FP17s for the same patient ID Re-attending between 3 & 9 months - Adults	948	1,961	48.3%	49.8%	51.5%	50.4%
% of FP17s for Band 1 Urgent Courses	192	2,702	7.1%	9.5%	8.0%	9.1%
% of FP17s Relating to Free Repair or Replacements	21	2,702	0.8%	0.9%	0.8%	0.8%
% of FP17s Relating to Continuations	92	2,702	3.4%	1.3%	1.2%	1.3%
% of Patients satisfied with the dentistry they have received	1	1	N/A	92.0%	92.8%	92.7%
% of Patients satisfied with the time they had to wait for an appointment	1	1	N/A	86.7%	89.2%	88.8%

* This is based on patients treated on this contract for their most recent course of treatment. Figures in italics indicate the base number of FP17s or Patient Questionnaire responses are less than 100. N/A is shown where the base number of responses is less than 10 during the period. % is calculated as Quantity/Base number*100

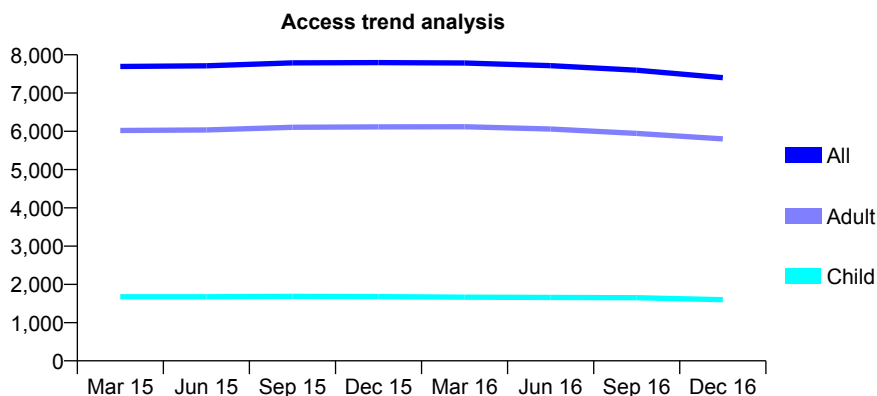
Q56 - Vital Signs At a Glance Contract Report for 101281/0058 - December 2016

Name or company name	OASIS DENTAL CARE LTD
Contract type name	GDS Contract
Purpose of contract	General and Orthodontic
Contract start date	01/04/2006
Contract end date	

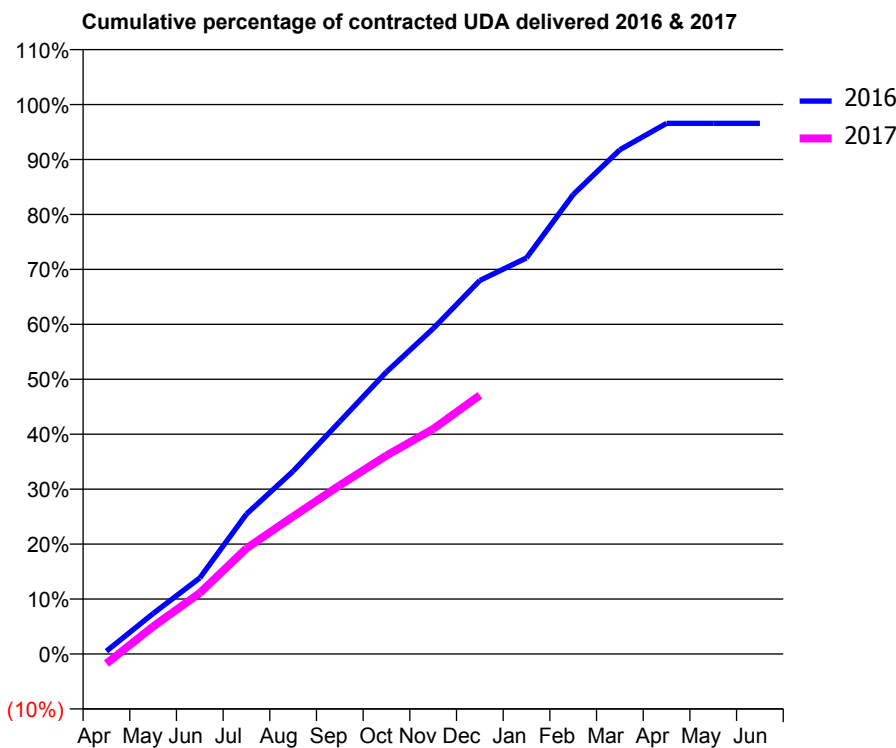
16/17 Contracted general activity (UDA)	23,334
Carry forward general activity (UDA)	1,258
16/17 Contracted orthodontic activity (UOA)	446
Carry forward orthodontic activity (UOA)	-8
Baseline contract value	£561,977.12

ACCESS*

Patients seen in 24 months	Total	Change since previous quarter
Quarter ending December 2015	7,796	
Quarter ending March 2016	7,784	→
Quarter ending June 2016	7,717	→
Quarter ending September 2016	7,596	↓
Quarter ending December 2016	7,401	↓
Variance since December 2015	(5.1%)	↓



ACTIVITY



Month	Adjusted Scheduled Activity (UDA)	
	2016	2017
April	119	-412
May	1,721	1,170
June	3,228	2,593
July	5,942	4,490
August	7,767	5,838
September	9,875	7,165
October	11,981	8,428
November	13,818	9,556
December	15,864	10,988
January	16,821	
February	19,508	
March	21,415	
April	22,536	
May	22,536	
June	22,536	

QUALITY

	Quantity	Base Number	Contract	AT	Region	England
% of FP17s for the same patient ID Re-attending within 3 months - Children	133	1,726	7.7%	11.3%	12.1%	12.4%
% of FP17s for the same patient ID Re-attending within 3 months - Adults	1,075	6,041	17.8%	15.1%	15.9%	16.6%
% of FP17s for the same patient ID Re-attending between 3 & 9 months - Children	1,148	1,726	66.5%	58.7%	58.6%	57.5%
% of FP17s for the same patient ID Re-attending between 3 & 9 months - Adults	3,567	6,041	59.0%	49.8%	51.5%	50.4%
% of FP17s for Band 1 Urgent Courses	650	7,160	9.1%	9.5%	8.0%	9.1%
% of FP17s Relating to Free Repair or Replacements	106	7,160	1.5%	0.9%	0.8%	0.8%
% of FP17s Relating to Continuations	224	7,160	3.1%	1.3%	1.2%	1.3%
% of Patients satisfied with the dentistry they have received	15	18	83.3%	92.0%	92.8%	92.7%
% of Patients satisfied with the time they had to wait for an appointment	16	18	88.9%	86.7%	89.2%	88.8%

* This is based on patients treated on this contract for their most recent course of treatment. Figures in italics indicate the base number of FP17s or Patient Questionnaire responses are less than 100. N/A is shown where the base number of responses is less than 10 during the period. % is calculated as Quantity/Base number*100

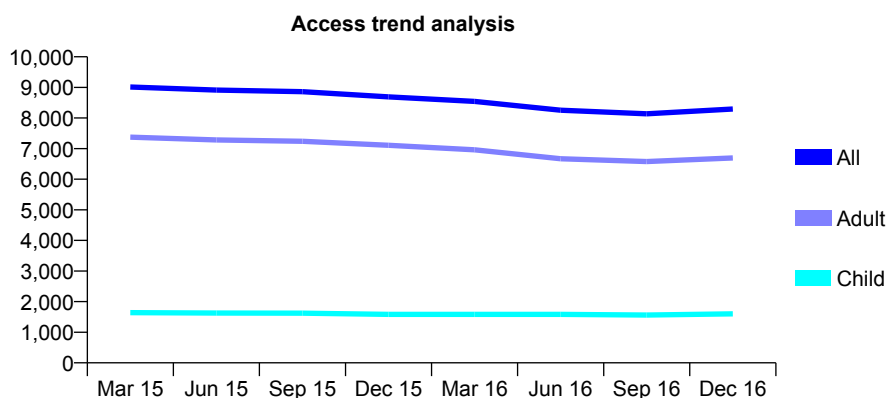
Q56 - Vital Signs At a Glance Contract Report for 101281/0195 - December 2016

Name or company name	OASIS DENTAL CARE LTD
Contract type name	GDS Contract
Purpose of contract	General
Contract start date	13/02/2009
Contract end date	

16/17 Contracted general activity (UDA)	28,270
Carry forward general activity (UDA)	0
16/17 Contracted orthodontic activity (UOA)	0
Carry forward orthodontic activity (UOA)	0
Baseline contract value	£644,845.57

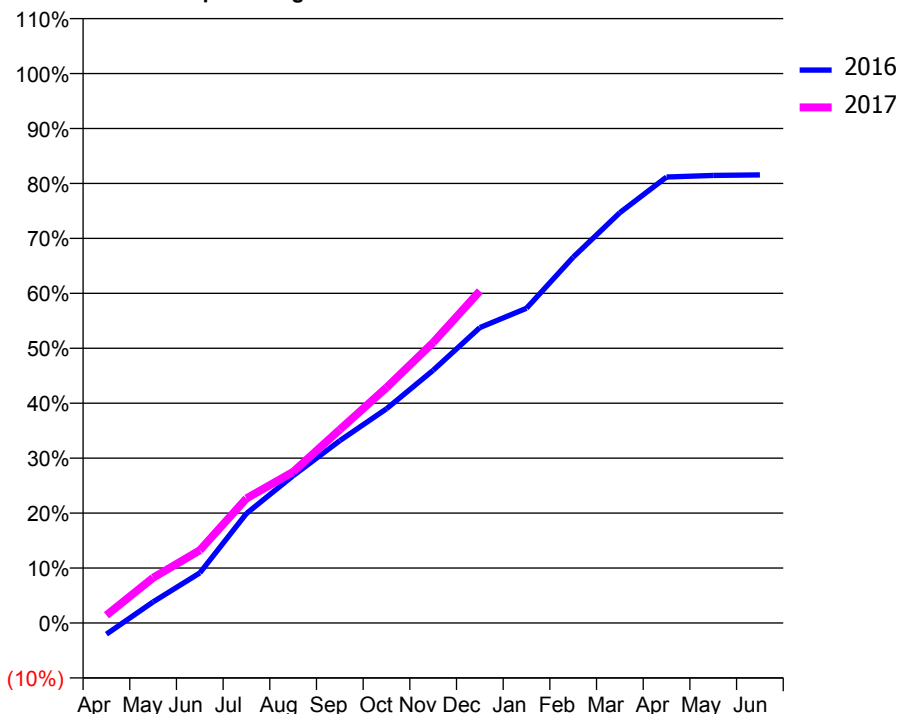
ACCESS*

Patients seen in 24 months	Total	Change since previous quarter
Quarter ending December 2015	8,691	
Quarter ending March 2016	8,541	↓
Quarter ending June 2016	8,253	↓
Quarter ending September 2016	8,138	↓
Quarter ending December 2016	8,296	→
Variance since December 2015	(4.5%)	↓



ACTIVITY

Cumulative percentage of contracted UDA delivered 2016 & 2017



Month	Adjusted Scheduled Activity (UDA)	
	2016	2017
April	-577	400
May	1,084	2,328
June	2,576	3,745
July	5,637	6,410
August	7,575	7,776
September	9,382	9,950
October	11,021	12,109
November	13,006	14,431
December	15,198	17,076
January	16,197	
February	18,819	
March	21,112	
April	22,942	
May	23,024	
June	23,057	

QUALITY

	Quantity	Base Number	Contract	AT	Region	England
% of FP17s for the same patient ID Re-attending within 3 months - Children	106	1,675	6.3%	11.3%	12.1%	12.4%
% of FP17s for the same patient ID Re-attending within 3 months - Adults	1,280	7,589	16.9%	15.1%	15.9%	16.6%
% of FP17s for the same patient ID Re-attending between 3 & 9 months - Children	927	1,675	55.3%	58.7%	58.6%	57.5%
% of FP17s for the same patient ID Re-attending between 3 & 9 months - Adults	4,193	7,589	55.3%	49.8%	51.5%	50.4%
% of FP17s for Band 1 Urgent Courses	890	8,474	10.5%	9.5%	8.0%	9.1%
% of FP17s Relating to Free Repair or Replacements	160	8,474	1.9%	0.9%	0.8%	0.8%
% of FP17s Relating to Continuations	241	8,474	2.8%	1.3%	1.2%	1.3%
% of Patients satisfied with the dentistry they have received	15	16	93.8%	92.0%	92.8%	92.7%
% of Patients satisfied with the time they had to wait for an appointment	15	16	93.8%	86.7%	89.2%	88.8%

* This is based on patients treated on this contract for their most recent course of treatment. Figures in italics indicate the base number of FP17s or Patient Questionnaire responses are less than 100. N/A is shown where the base number of responses is less than 10 during the period. % is calculated as Quantity/Base number*100

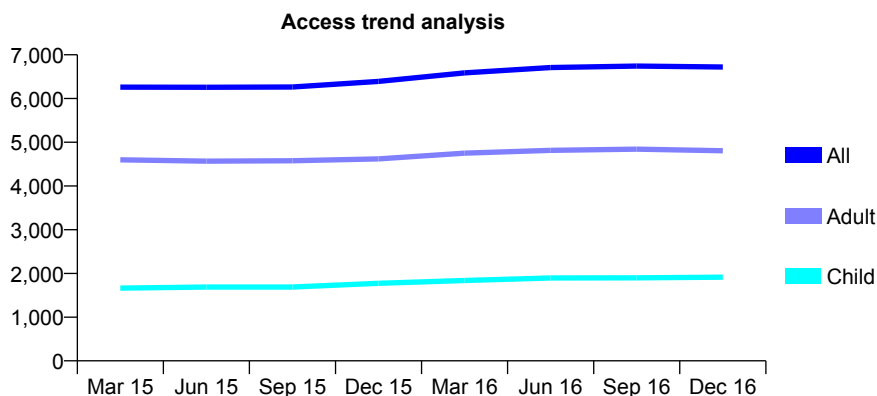
Q56 - Vital Signs At a Glance Contract Report for 101281/0198 - December 2016

Name or company name	OASIS DENTAL CARE LTD
Contract type name	PDS Contract
Purpose of contract	General
Contract start date	27/04/2009
Contract end date	31/03/2020

16/17 Contracted general activity (UDA)	17,904
Carry forward general activity (UDA)	148
16/17 Contracted orthodontic activity (UOA)	0
Carry forward orthodontic activity (UOA)	0
Baseline contract value	£408,402.20

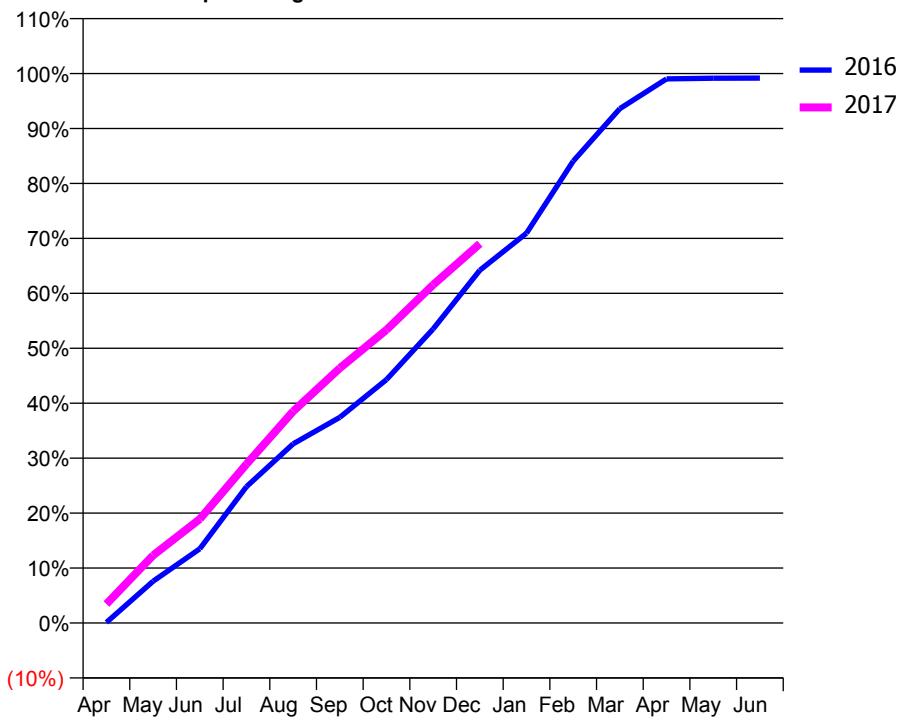
ACCESS*

Patients seen in 24 months	Total	Change since previous quarter
Quarter ending December 2015	6,393	
Quarter ending March 2016	6,587	↑
Quarter ending June 2016	6,709	→
Quarter ending September 2016	6,741	→
Quarter ending December 2016	6,721	→
Variance since December 2015	5.1%	↑



ACTIVITY

Cumulative percentage of contracted UDA delivered 2016 & 2017



Month	Adjusted Scheduled Activity (UDA)	
	2016	2017
April	19	620
May	1,360	2,205
June	2,417	3,387
July	4,440	5,178
August	5,836	6,897
September	6,700	8,305
October	7,931	9,550
November	9,584	11,018
December	11,495	12,360
January	12,703	
February	15,050	
March	16,762	
April	17,727	
May	17,750	
June	17,756	

QUALITY

	Quantity	Base Number	Contract	AT	Region	England
% of FP17s for the same patient ID Re-attending within 3 months - Children	194	2,197	8.8%	11.3%	12.1%	12.4%
% of FP17s for the same patient ID Re-attending within 3 months - Adults	935	5,526	16.9%	15.1%	15.9%	16.6%
% of FP17s for the same patient ID Re-attending between 3 & 9 months - Children	1,444	2,197	65.7%	58.7%	58.6%	57.5%
% of FP17s for the same patient ID Re-attending between 3 & 9 months - Adults	3,119	5,526	56.4%	49.8%	51.5%	50.4%
% of FP17s for Band 1 Urgent Courses	604	7,192	8.4%	9.5%	8.0%	9.1%
% of FP17s Relating to Free Repair or Replacements	188	7,192	2.6%	0.9%	0.8%	0.8%
% of FP17s Relating to Continuations	157	7,192	2.2%	1.3%	1.2%	1.3%
% of Patients satisfied with the dentistry they have received	6	7	N/A	92.0%	92.8%	92.7%
% of Patients satisfied with the time they had to wait for an appointment	6	7	N/A	86.7%	89.2%	88.8%

* This is based on patients treated on this contract for their most recent course of treatment. Figures in italics indicate the base number of FP17s or Patient Questionnaire responses are less than 100. N/A is shown where the base number of responses is less than 10 during the period. % is calculated as Quantity/Base number*100

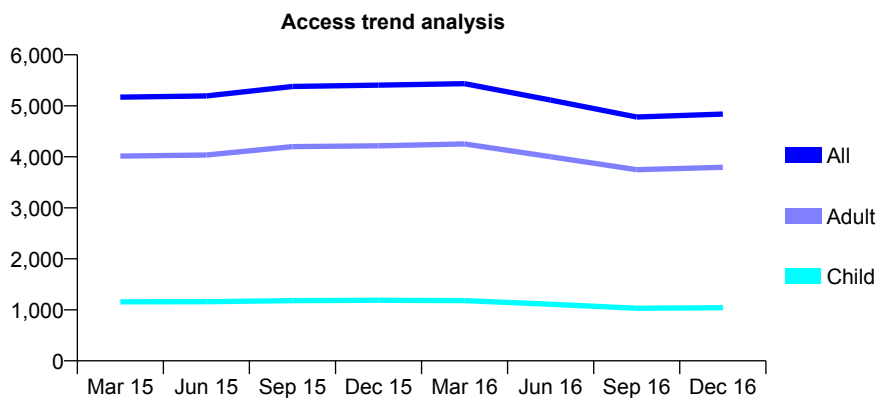
Q56 - Vital Signs At a Glance Contract Report for 101338/0075 - December 2016

Name or company name	Whitecross Dental Care Limited
Contract type name	GDS Contract
Purpose of contract	General and Orthodontic
Contract start date	09/03/2009
Contract end date	

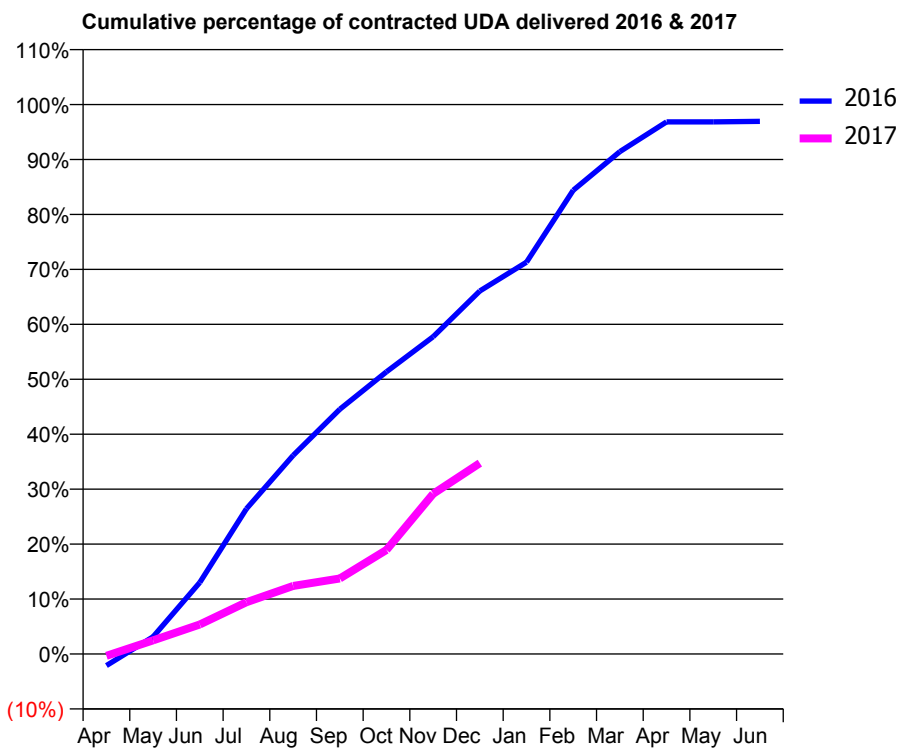
16/17 Contracted general activity (UDA)	13,187
Carry forward general activity (UDA)	405
16/17 Contracted orthodontic activity (UOA)	2,960
Carry forward orthodontic activity (UOA)	-53
Baseline contract value	£508,363.58

ACCESS*

Patients seen in 24 months	Total	Change since previous quarter
Quarter ending December 2015	5,405	
Quarter ending March 2016	5,433	→
Quarter ending June 2016	5,112	↓
Quarter ending September 2016	4,780	↓
Quarter ending December 2016	4,838	→
Variance since December 2015	(10.5%)	↓



ACTIVITY



Month	Adjusted Scheduled Activity (UDA)	
	2016	2017
April	-279	-47
May	413	329
June	1,717	709
July	3,487	1,242
August	4,767	1,633
September	5,874	1,811
October	6,772	2,498
November	7,616	3,846
December	8,714	4,580
January	9,403	
February	11,127	
March	12,056	
April	12,770	
May	12,770	
June	12,782	

QUALITY

	Quantity	Base Number	Contract	AT	Region	England
% of FP17s for the same patient ID Re-attending within 3 months - Children	41	912	4.5%	11.3%	12.1%	12.4%
% of FP17s for the same patient ID Re-attending within 3 months - Adults	239	2,425	9.9%	15.1%	15.9%	16.6%
% of FP17s for the same patient ID Re-attending between 3 & 9 months - Children	303	912	33.2%	58.7%	58.6%	57.5%
% of FP17s for the same patient ID Re-attending between 3 & 9 months - Adults	692	2,425	28.5%	49.8%	51.5%	50.4%
% of FP17s for Band 1 Urgent Courses	222	2,859	7.8%	9.5%	8.0%	9.1%
% of FP17s Relating to Free Repair or Replacements	8	2,859	0.3%	0.9%	0.8%	0.8%
% of FP17s Relating to Continuations	42	2,859	1.5%	1.3%	1.2%	1.3%
% of Patients satisfied with the dentistry they have received	2	2	N/A	92.0%	92.8%	92.7%
% of Patients satisfied with the time they had to wait for an appointment	2	2	N/A	86.7%	89.2%	88.8%

* This is based on patients treated on this contract for their most recent course of treatment. Figures in italics indicate the base number of FP17s or Patient Questionnaire responses are less than 100. N/A is shown where the base number of responses is less than 10 during the period. % is calculated as Quantity/Base number*100

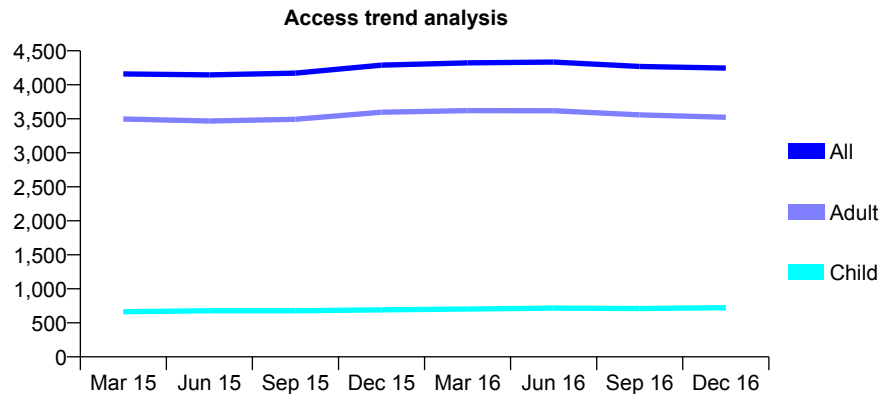
Q56 - Vital Signs At a Glance Contract Report for 101338/0092 - December 2016

Name or company name	Whitecross Dental Care Limited
Contract type name	GDS Contract
Purpose of contract	General
Contract start date	28/07/2009
Contract end date	

16/17 Contracted general activity (UDA)	13,186
Carry forward general activity (UDA)	155
16/17 Contracted orthodontic activity (UOA)	0
Carry forward orthodontic activity (UOA)	0
Baseline contract value	£332,333.67

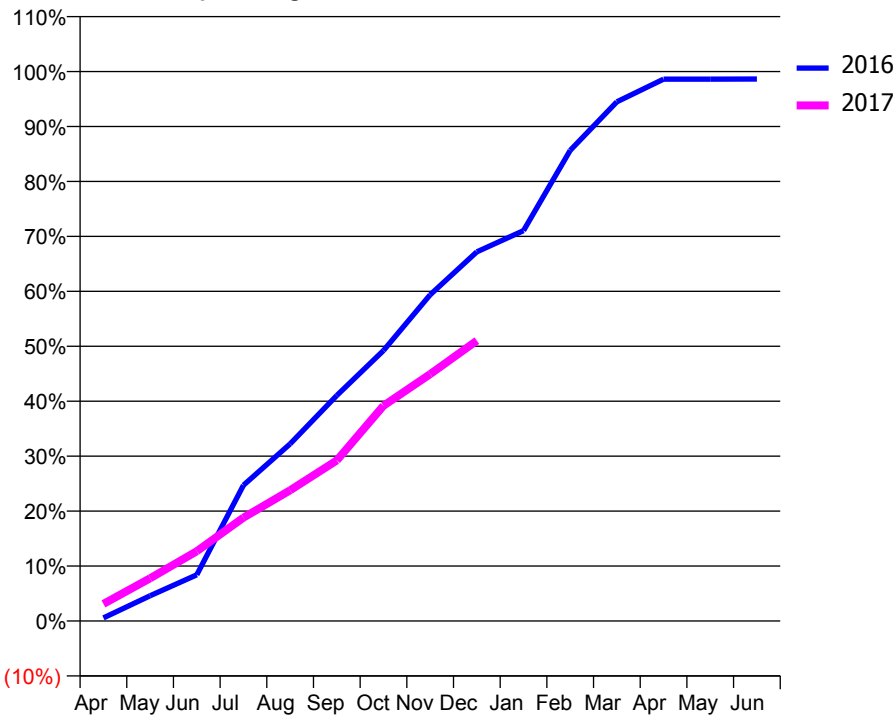
ACCESS*

Patients seen in 24 months	Total	Change since previous quarter
Quarter ending December 2015	4,289	
Quarter ending March 2016	4,323	→
Quarter ending June 2016	4,335	→
Quarter ending September 2016	4,269	↓
Quarter ending December 2016	4,246	→
Variance since December 2015	(1.0%)	↓



ACTIVITY

Cumulative percentage of contracted UDA delivered 2016 & 2017



Month	Adjusted Scheduled Activity (UDA)	
	2016	2017
April	64	412
May	524	1,026
June	957	1,675
July	2,814	2,481
August	3,671	3,136
September	4,673	3,854
October	5,605	5,167
November	6,760	5,924
December	7,648	6,729
January	8,088	
February	9,752	
March	10,757	
April	11,228	
May	11,228	
June	11,231	

QUALITY

	Quantity	Base Number	Contract	AT	Region	England
% of FP17s for the same patient ID Re-attending within 3 months - Children	18	499	3.6%	11.3%	12.1%	12.4%
% of FP17s for the same patient ID Re-attending within 3 months - Adults	295	2,471	11.9%	15.1%	15.9%	16.6%
% of FP17s for the same patient ID Re-attending between 3 & 9 months - Children	162	499	32.5%	58.7%	58.6%	57.5%
% of FP17s for the same patient ID Re-attending between 3 & 9 months - Adults	866	2,471	35.0%	49.8%	51.5%	50.4%
% of FP17s for Band 1 Urgent Courses	183	2,801	6.5%	9.5%	8.0%	9.1%
% of FP17s Relating to Free Repair or Replacements	3	2,801	0.1%	0.9%	0.8%	0.8%
% of FP17s Relating to Continuations	58	2,801	2.1%	1.3%	1.2%	1.3%
% of Patients satisfied with the dentistry they have received	8	10	80.0%	92.0%	92.8%	92.7%
% of Patients satisfied with the time they had to wait for an appointment	9	10	90.0%	86.7%	89.2%	88.8%

* This is based on patients treated on this contract for their most recent course of treatment. Figures in italics indicate the base number of FP17s or Patient Questionnaire responses are less than 100. N/A is shown where the base number of responses is less than 10 during the period. % is calculated as Quantity/Base number*100

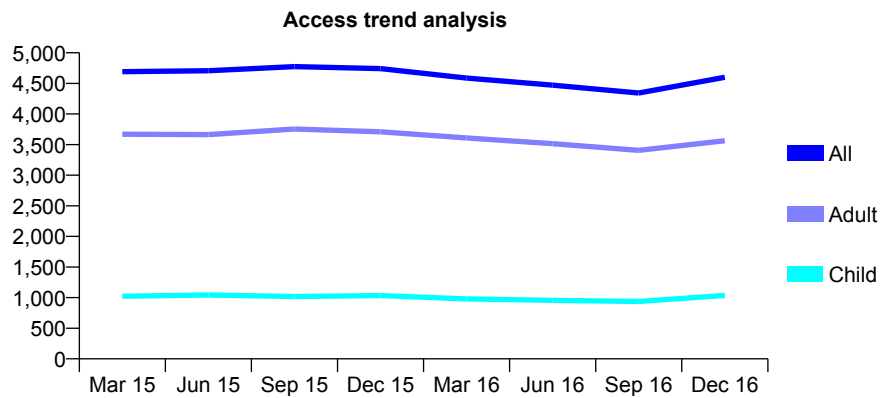
Q56 - Vital Signs At a Glance Contract Report for 101338/0101 - December 2016

Name or company name	Whitecross Dental Care Limited
Contract type name	GDS Contract
Purpose of contract	General
Contract start date	01/10/2009
Contract end date	

16/17 Contracted general activity (UDA)	14,000
Carry forward general activity (UDA)	0
16/17 Contracted orthodontic activity (UOA)	0
Carry forward orthodontic activity (UOA)	0
Baseline contract value	£344,679.30

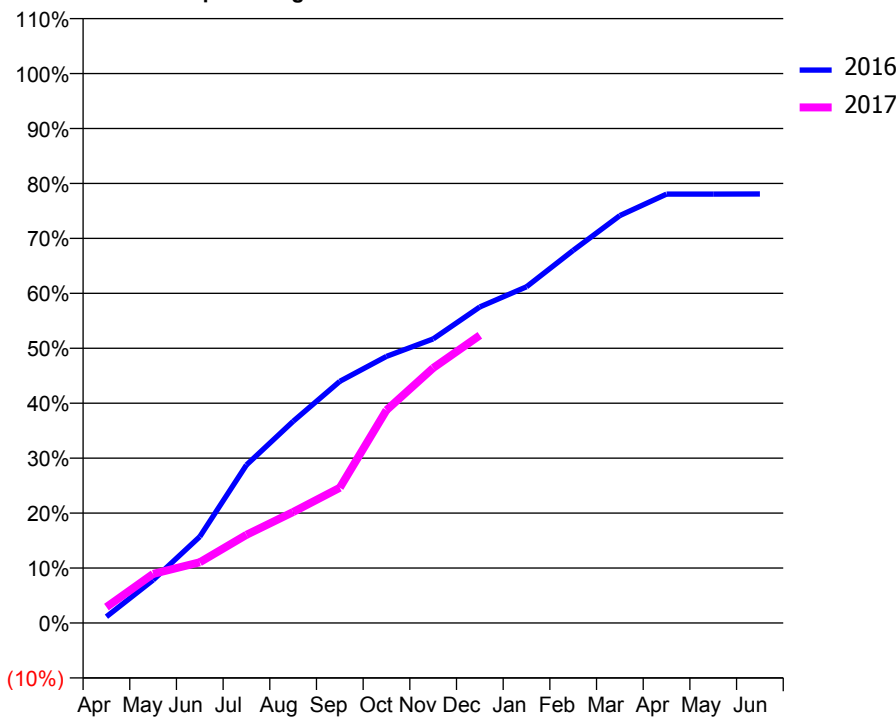
ACCESS*

Patients seen in 24 months	Total	Change since previous quarter
Quarter ending December 2015	4,742	
Quarter ending March 2016	4,587	↓
Quarter ending June 2016	4,471	↓
Quarter ending September 2016	4,344	↓
Quarter ending December 2016	4,601	↑
Variance since December 2015	(3.0%)	↓



ACTIVITY

Cumulative percentage of contracted UDA delivered 2016 & 2017



Month	Adjusted Scheduled Activity (UDA)	
	2016	2017
April	160	407
May	1,097	1,250
June	2,201	1,546
July	4,027	2,248
August	5,139	2,830
September	6,157	3,447
October	6,793	5,423
November	7,238	6,497
December	8,052	7,331
January	8,568	
February	9,495	
March	10,381	
April	10,926	
May	10,927	
June	10,929	

QUALITY

	Quantity	Base Number	Contract	AT	Region	England
% of FP17s for the same patient ID Re-attending within 3 months - Children	33	943	3.5%	11.3%	12.1%	12.4%
% of FP17s for the same patient ID Re-attending within 3 months - Adults	292	3,148	9.3%	15.1%	15.9%	16.6%
% of FP17s for the same patient ID Re-attending between 3 & 9 months - Children	422	943	44.8%	58.7%	58.6%	57.5%
% of FP17s for the same patient ID Re-attending between 3 & 9 months - Adults	1,180	3,148	37.5%	49.8%	51.5%	50.4%
% of FP17s for Band 1 Urgent Courses	151	3,817	4.0%	9.5%	8.0%	9.1%
% of FP17s Relating to Free Repair or Replacements	13	3,817	0.3%	0.9%	0.8%	0.8%
% of FP17s Relating to Continuations	77	3,817	2.0%	1.3%	1.2%	1.3%
% of Patients satisfied with the dentistry they have received	2	2	N/A	92.0%	92.8%	92.7%
% of Patients satisfied with the time they had to wait for an appointment	1	2	N/A	86.7%	89.2%	88.8%

* This is based on patients treated on this contract for their most recent course of treatment. Figures in italics indicate the base number of FP17s or Patient Questionnaire responses are less than 100. N/A is shown where the base number of responses is less than 10 during the period. % is calculated as Quantity/Base number*100

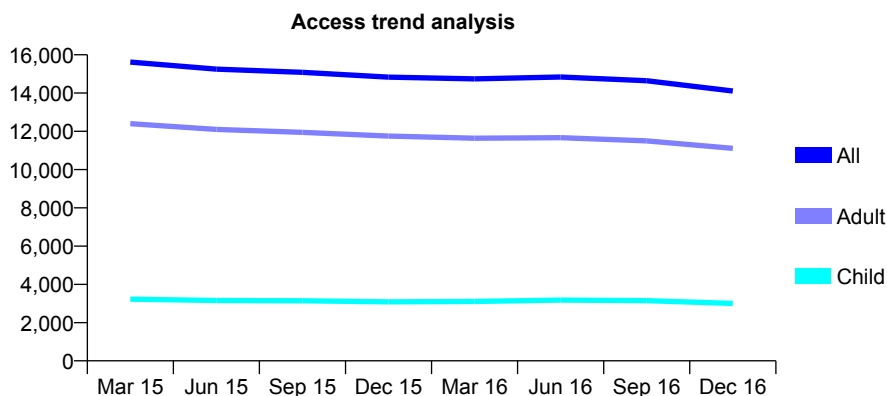
Q56 - Vital Signs At a Glance Contract Report for 101338/0125 - December 2016

Name or company name	Whitecross Dental Care Limited
Contract type name	GDS Contract
Purpose of contract	General
Contract start date	01/10/2010
Contract end date	

16/17 Contracted general activity (UDA)	45,000
Carry forward general activity (UDA)	0
16/17 Contracted orthodontic activity (UOA)	0
Carry forward orthodontic activity (UOA)	0
Baseline contract value	£1,173,627.46

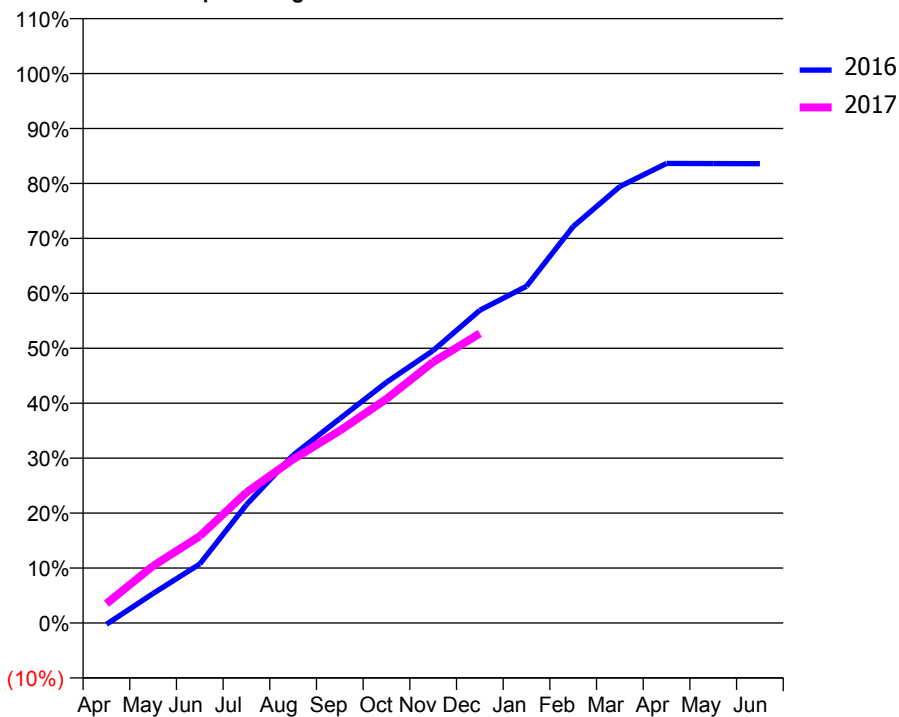
ACCESS*

Patients seen in 24 months	Total	Change since previous quarter
Quarter ending December 2015	14,833	
Quarter ending March 2016	14,744	→
Quarter ending June 2016	14,839	→
Quarter ending September 2016	14,644	↓
Quarter ending December 2016	14,109	↓
Variance since December 2015	(4.9%)	↓



ACTIVITY

Cumulative percentage of contracted UDA delivered 2016 & 2017



Month	Adjusted Scheduled Activity (UDA)	
	2016	2017
April	-119	1,591
May	2,418	4,680
June	4,835	7,110
July	9,696	10,700
August	13,752	13,405
September	16,735	15,749
October	19,719	18,354
November	22,311	21,378
December	25,613	23,714
January	27,577	
February	32,468	
March	35,751	
April	37,635	
May	37,624	
June	37,617	

QUALITY

	Quantity	Base Number	Contract	AT	Region	England
% of FP17s for the same patient ID Re-attending within 3 months - Children	124	2,387	5.2%	11.3%	12.1%	12.4%
% of FP17s for the same patient ID Re-attending within 3 months - Adults	787	7,777	10.1%	15.1%	15.9%	16.6%
% of FP17s for the same patient ID Re-attending between 3 & 9 months - Children	1,073	2,387	45.0%	58.7%	58.6%	57.5%
% of FP17s for the same patient ID Re-attending between 3 & 9 months - Adults	3,088	7,777	39.7%	49.8%	51.5%	50.4%
% of FP17s for Band 1 Urgent Courses	716	9,527	7.5%	9.5%	8.0%	9.1%
% of FP17s Relating to Free Repair or Replacements	51	9,527	0.5%	0.9%	0.8%	0.8%
% of FP17s Relating to Continuations	140	9,527	1.5%	1.3%	1.2%	1.3%
% of Patients satisfied with the dentistry they have received	15	19	78.9%	92.0%	92.8%	92.7%
% of Patients satisfied with the time they had to wait for an appointment	13	19	68.4%	86.7%	89.2%	88.8%

* This is based on patients treated on this contract for their most recent course of treatment. Figures in italics indicate the base number of FP17s or Patient Questionnaire responses are less than 100. N/A is shown where the base number of responses is less than 10 during the period. % is calculated as Quantity/Base number*100

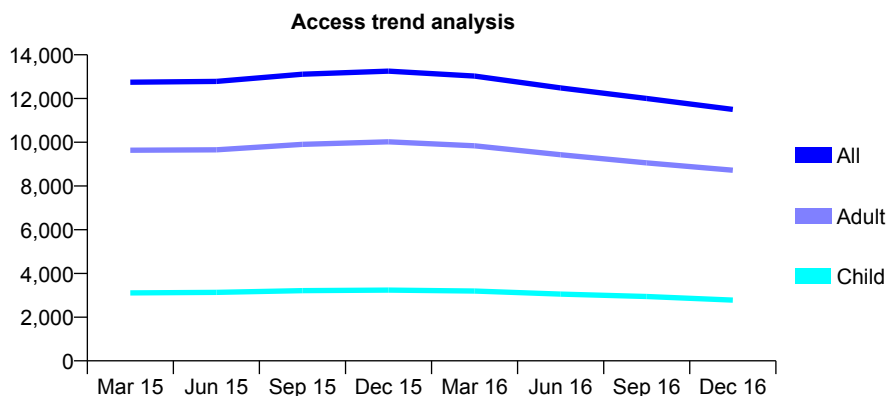
Q56 - Vital Signs At a Glance Contract Report for 101338/0126 - December 2016

Name or company name	Whitecross Dental Care Limited
Contract type name	GDS Contract
Purpose of contract	General
Contract start date	01/10/2010
Contract end date	

16/17 Contracted general activity (UDA)	41,356
Carry forward general activity (UDA)	0
16/17 Contracted orthodontic activity (UOA)	0
Carry forward orthodontic activity (UOA)	0
Baseline contract value	£1,078,386.33

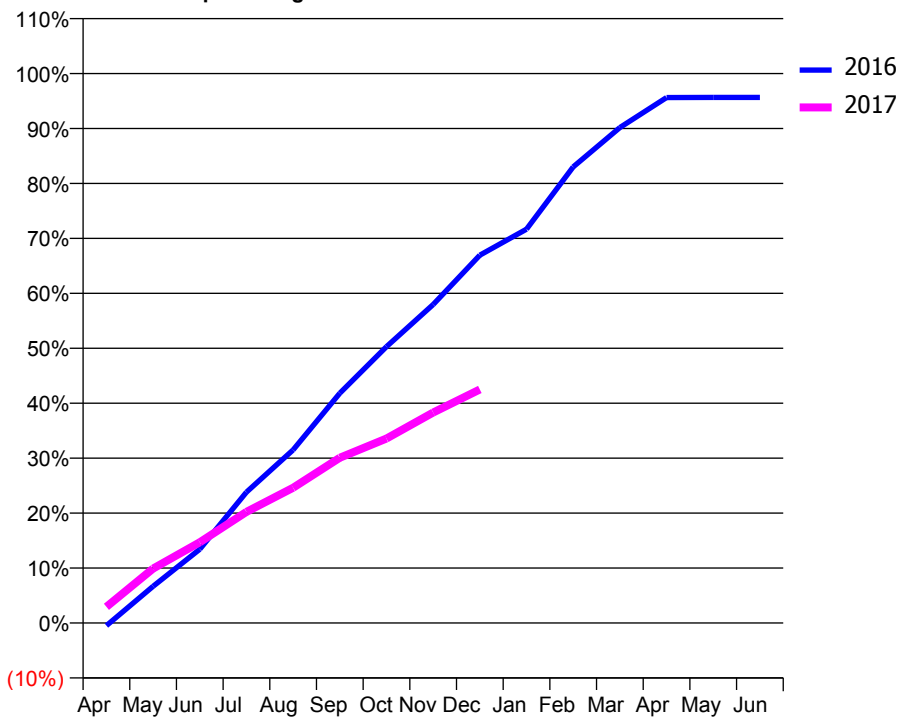
ACCESS*

Patients seen in 24 months	Total	Change since previous quarter
Quarter ending December 2015	13,252	
Quarter ending March 2016	13,027	↓
Quarter ending June 2016	12,483	↓
Quarter ending September 2016	12,002	↓
Quarter ending December 2016	11,500	↓
Variance since December 2015	(13.2%)	↓



ACTIVITY

Cumulative percentage of contracted UDA delivered 2016 & 2017



Month	Adjusted Scheduled Activity (UDA)	
	2016	2017
April	-208	1,224
May	2,764	4,099
June	5,551	6,077
July	9,855	8,365
August	13,027	10,180
September	17,292	12,436
October	20,803	13,881
November	23,967	15,837
December	27,689	17,579
January	29,640	
February	34,326	
March	37,286	
April	39,550	
May	39,551	
June	39,558	

QUALITY

	Quantity	Base Number	Contract	AT	Region	England
% of FP17s for the same patient ID Re-attending within 3 months - Children	140	2,140	6.5%	11.3%	12.1%	12.4%
% of FP17s for the same patient ID Re-attending within 3 months - Adults	913	6,426	14.2%	15.1%	15.9%	16.6%
% of FP17s for the same patient ID Re-attending between 3 & 9 months - Children	1,080	2,140	50.5%	58.7%	58.6%	57.5%
% of FP17s for the same patient ID Re-attending between 3 & 9 months - Adults	3,105	6,426	48.3%	49.8%	51.5%	50.4%
% of FP17s for Band 1 Urgent Courses	555	7,855	7.1%	9.5%	8.0%	9.1%
% of FP17s Relating to Free Repair or Replacements	106	7,855	1.3%	0.9%	0.8%	0.8%
% of FP17s Relating to Continuations	160	7,855	2.0%	1.3%	1.2%	1.3%
% of Patients satisfied with the dentistry they have received	6	7	N/A	92.0%	92.8%	92.7%
% of Patients satisfied with the time they had to wait for an appointment	6	7	N/A	86.7%	89.2%	88.8%

* This is based on patients treated on this contract for their most recent course of treatment. Figures in italics indicate the base number of FP17s or Patient Questionnaire responses are less than 100. N/A is shown where the base number of responses is less than 10 during the period. % is calculated as Quantity/Base number*100

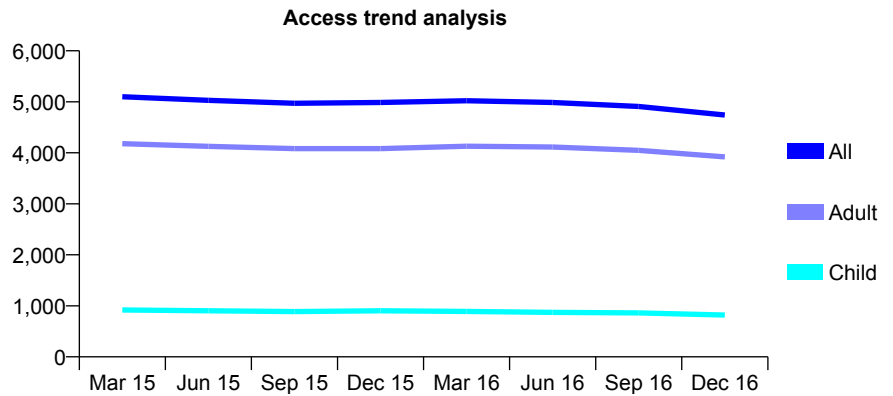
Q56 - Vital Signs At a Glance Contract Report for 101338/0127 - December 2016

Name or company name	Whitecross Dental Care Limited
Contract type name	GDS Contract
Purpose of contract	General
Contract start date	01/10/2010
Contract end date	

16/17 Contracted general activity (UDA)	15,000
Carry forward general activity (UDA)	0
16/17 Contracted orthodontic activity (UOA)	0
Carry forward orthodontic activity (UOA)	0
Baseline contract value	£391,740.66

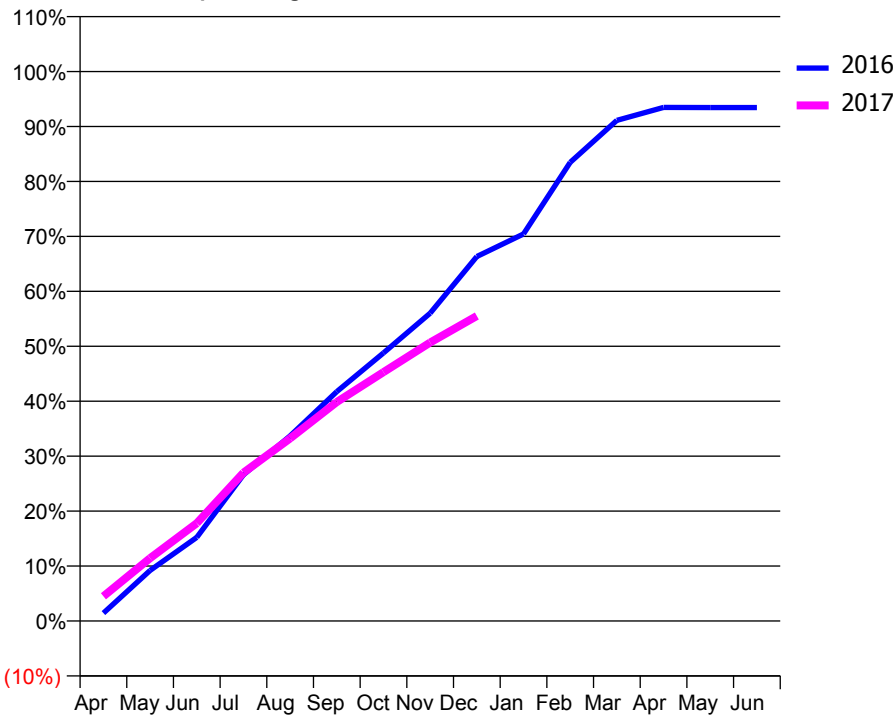
ACCESS*

Patients seen in 24 months	Total	Change since previous quarter
Quarter ending December 2015	4,987	
Quarter ending March 2016	5,020	→
Quarter ending June 2016	4,986	→
Quarter ending September 2016	4,909	↓
Quarter ending December 2016	4,741	↓
Variance since December 2015	(4.9%)	↓



ACTIVITY

Cumulative percentage of contracted UDA delivered 2016 & 2017



Month	Adjusted Scheduled Activity (UDA)	
	2016	2017
April	217	677
May	1,382	1,718
June	2,286	2,671
July	3,991	4,050
August	5,054	4,987
September	6,262	5,977
October	7,317	6,794
November	8,404	7,603
December	9,948	8,325
January	10,565	
February	12,519	
March	13,666	
April	14,018	
May	14,017	
June	14,017	

QUALITY

	Quantity	Base Number	Contract	AT	Region	England
% of FP17s for the same patient ID Re-attending within 3 months - Children	31	720	4.3%	11.3%	12.1%	12.4%
% of FP17s for the same patient ID Re-attending within 3 months - Adults	518	3,625	14.3%	15.1%	15.9%	16.6%
% of FP17s for the same patient ID Re-attending between 3 & 9 months - Children	473	720	65.7%	58.7%	58.6%	57.5%
% of FP17s for the same patient ID Re-attending between 3 & 9 months - Adults	1,984	3,625	54.7%	49.8%	51.5%	50.4%
% of FP17s for Band 1 Urgent Courses	116	4,164	2.8%	9.5%	8.0%	9.1%
% of FP17s Relating to Free Repair or Replacements	62	4,164	1.5%	0.9%	0.8%	0.8%
% of FP17s Relating to Continuations	132	4,164	3.2%	1.3%	1.2%	1.3%
% of Patients satisfied with the dentistry they have received	7	7	N/A	92.0%	92.8%	92.7%
% of Patients satisfied with the time they had to wait for an appointment	7	7	N/A	86.7%	89.2%	88.8%

* This is based on patients treated on this contract for their most recent course of treatment. Figures in italics indicate the base number of FP17s or Patient Questionnaire responses are less than 100. N/A is shown where the base number of responses is less than 10 during the period. % is calculated as Quantity/Base number*100

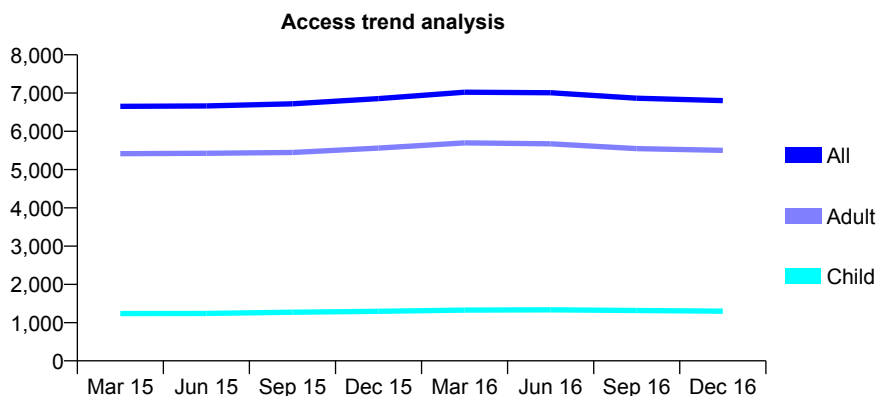
Q56 - Vital Signs At a Glance Contract Report for 101338/0128 - December 2016

Name or company name	Whitecross Dental Care Limited
Contract type name	GDS Contract
Purpose of contract	General
Contract start date	01/10/2010
Contract end date	

16/17 Contracted general activity (UDA)	21,000
Carry forward general activity (UDA)	0
16/17 Contracted orthodontic activity (UOA)	0
Carry forward orthodontic activity (UOA)	0
Baseline contract value	£552,649.92

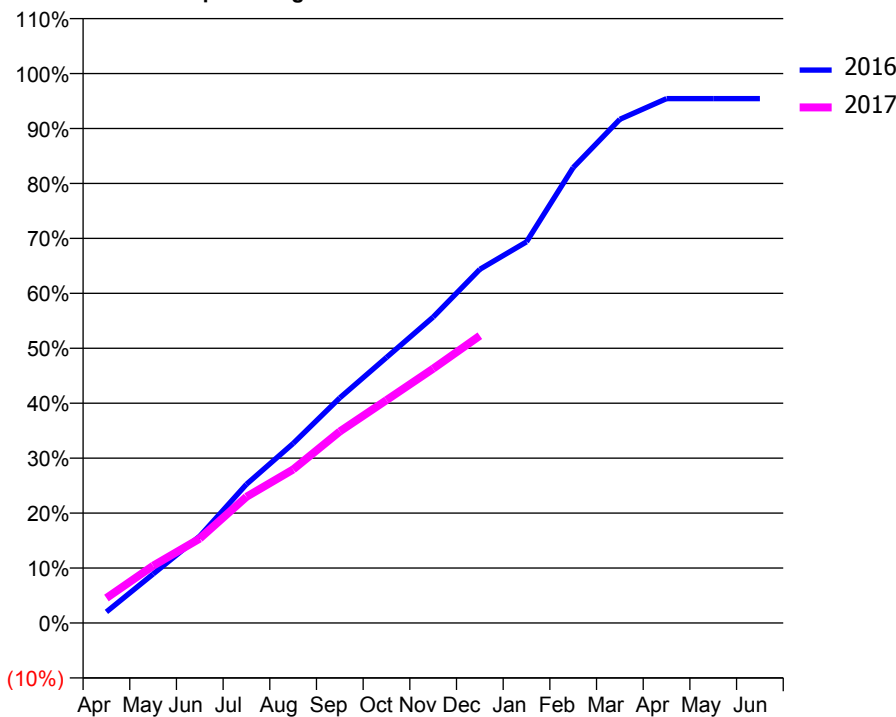
ACCESS*

Patients seen in 24 months	Total	Change since previous quarter
Quarter ending December 2015	6,855	
Quarter ending March 2016	7,022	↑
Quarter ending June 2016	7,007	→
Quarter ending September 2016	6,864	↓
Quarter ending December 2016	6,802	→
Variance since December 2015	(0.8%)	→



ACTIVITY

Cumulative percentage of contracted UDA delivered 2016 & 2017



Month	Adjusted Scheduled Activity (UDA)	
	2016	2017
April	428	954
May	1,873	2,190
June	3,319	3,227
July	5,304	4,824
August	6,863	5,870
September	8,602	7,320
October	10,147	8,517
November	11,692	9,719
December	13,518	10,979
January	14,567	
February	17,404	
March	19,251	
April	20,040	
May	20,040	
June	20,040	

QUALITY

	Quantity	Base Number	Contract	AT	Region	England
% of FP17s for the same patient ID Re-attending within 3 months - Children	57	1,128	5.1%	11.3%	12.1%	12.4%
% of FP17s for the same patient ID Re-attending within 3 months - Adults	476	4,123	11.5%	15.1%	15.9%	16.6%
% of FP17s for the same patient ID Re-attending between 3 & 9 months - Children	707	1,128	62.7%	58.7%	58.6%	57.5%
% of FP17s for the same patient ID Re-attending between 3 & 9 months - Adults	1,710	4,123	41.5%	49.8%	51.5%	50.4%
% of FP17s for Band 1 Urgent Courses	212	4,963	4.3%	9.5%	8.0%	9.1%
% of FP17s Relating to Free Repair or Replacements	31	4,963	0.6%	0.9%	0.8%	0.8%
% of FP17s Relating to Continuations	133	4,963	2.7%	1.3%	1.2%	1.3%
% of Patients satisfied with the dentistry they have received	14	14	100.0%	92.0%	92.8%	92.7%
% of Patients satisfied with the time they had to wait for an appointment	11	14	78.6%	86.7%	89.2%	88.8%

* This is based on patients treated on this contract for their most recent course of treatment. Figures in italics indicate the base number of FP17s or Patient Questionnaire responses are less than 100. N/A is shown where the base number of responses is less than 10 during the period. % is calculated as Quantity/Base number*100

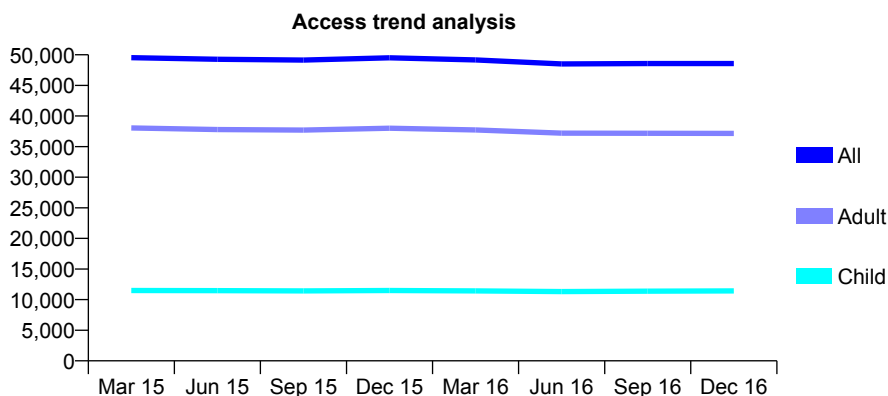
Q56 - Vital Signs At a Glance Contract Report for 101370/0004 - December 2016

Name or company name	Petrie Tucker & Partners Ltd
Contract type name	GDS Contract
Purpose of contract	General
Contract start date	01/04/2006
Contract end date	

16/17 Contracted general activity (UDA)	144,576
Carry forward general activity (UDA)	0
16/17 Contracted orthodontic activity (UOA)	0
Carry forward orthodontic activity (UOA)	0
Baseline contract value	£3,700,323.29

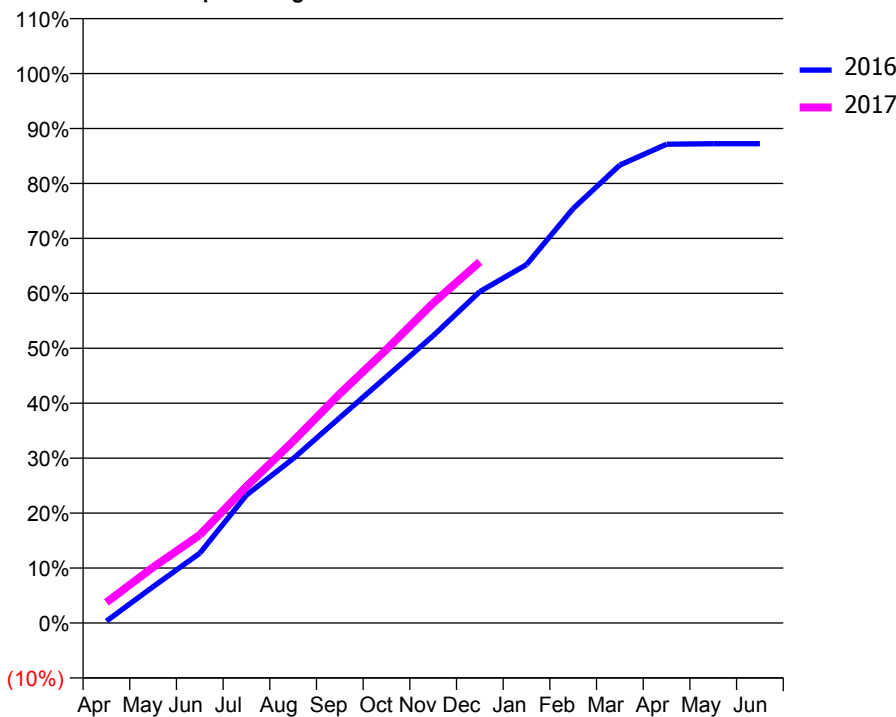
ACCESS*

Patients seen in 24 months	Total	Change since previous quarter
Quarter ending December 2015	49,510	
Quarter ending March 2016	49,160	→
Quarter ending June 2016	48,518	↓
Quarter ending September 2016	48,565	→
Quarter ending December 2016	48,576	→
Variance since December 2015	(1.9%)	↓



ACTIVITY

Cumulative percentage of contracted UDA delivered 2016 & 2017



Month	Adjusted Scheduled Activity (UDA)	
	2016	2017
April	504	5,425
May	9,558	14,666
June	18,375	23,170
July	33,666	35,949
August	43,257	47,852
September	54,031	60,326
October	64,835	71,976
November	75,593	84,197
December	87,188	95,034
January	94,273	
February	109,047	
March	120,485	
April	125,956	
May	126,113	
June	126,110	

QUALITY

	Quantity	Base Number	Contract	AT	Region	England
% of FP17s for the same patient ID Re-attending within 3 months - Children	793	12,493	6.3%	11.3%	12.1%	12.4%
% of FP17s for the same patient ID Re-attending within 3 months - Adults	4,213	37,001	11.4%	15.1%	15.9%	16.6%
% of FP17s for the same patient ID Re-attending between 3 & 9 months - Children	7,218	12,493	57.8%	58.7%	58.6%	57.5%
% of FP17s for the same patient ID Re-attending between 3 & 9 months - Adults	19,412	37,001	52.5%	49.8%	51.5%	50.4%
% of FP17s for Band 1 Urgent Courses	1,549	47,038	3.3%	9.5%	8.0%	9.1%
% of FP17s Relating to Free Repair or Replacements	375	47,038	0.8%	0.9%	0.8%	0.8%
% of FP17s Relating to Continuations	1,074	47,038	2.3%	1.3%	1.2%	1.3%
% of Patients satisfied with the dentistry they have received	60	68	88.2%	92.0%	92.8%	92.7%
% of Patients satisfied with the time they had to wait for an appointment	62	68	91.2%	86.7%	89.2%	88.8%

* This is based on patients treated on this contract for their most recent course of treatment. Figures in italics indicate the base number of FP17s or Patient Questionnaire responses are less than 100. N/A is shown where the base number of responses is less than 10 during the period. % is calculated as Quantity/Base number*100

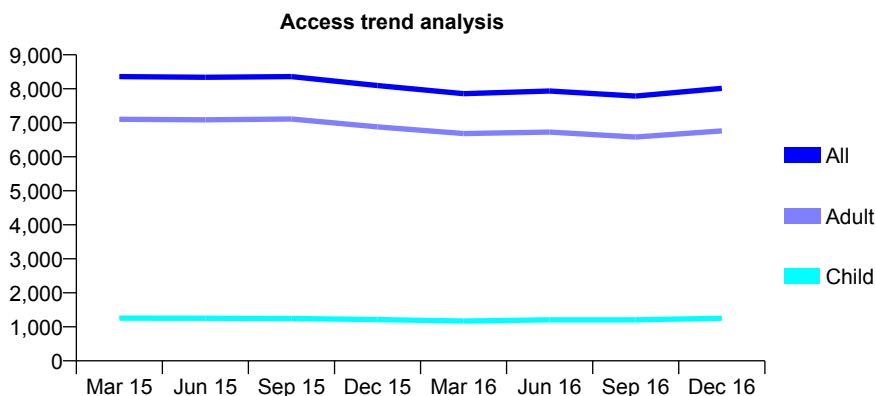
Q56 - Vital Signs At a Glance Contract Report for 101435/0009 - December 2016

Name or company name	IDH Limited
Contract type name	GDS Contract
Purpose of contract	General
Contract start date	01/04/2006
Contract end date	

16/17 Contracted general activity (UDA)	25,917
Carry forward general activity (UDA)	0
16/17 Contracted orthodontic activity (UOA)	0
Carry forward orthodontic activity (UOA)	0
Baseline contract value	£560,936.38

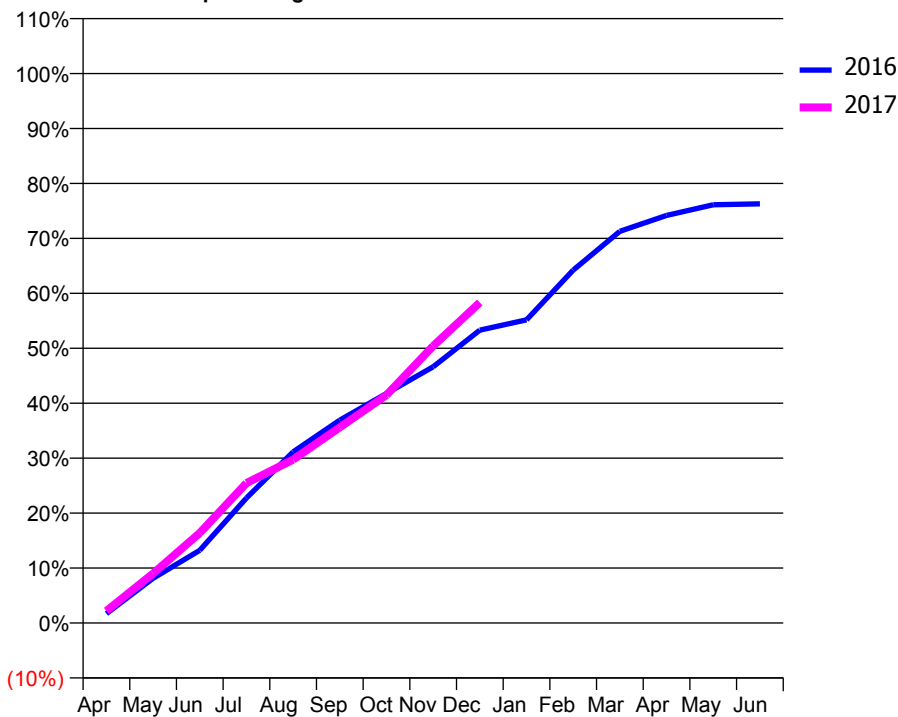
ACCESS*

Patients seen in 24 months	Total	Change since previous quarter
Quarter ending December 2015	8,095	
Quarter ending March 2016	7,857	↓
Quarter ending June 2016	7,935	→
Quarter ending September 2016	7,788	↓
Quarter ending December 2016	8,014	↑
Variance since December 2015	(1.0%)	↓



ACTIVITY

Cumulative percentage of contracted UDA delivered 2016 & 2017



Month	Adjusted Scheduled Activity (UDA)	
	2016	2017
April	446	571
May	2,111	2,336
June	3,428	4,246
July	5,896	6,598
August	8,069	7,705
September	9,569	9,230
October	10,825	10,750
November	12,083	13,067
December	13,812	15,114
January	14,301	
February	16,644	
March	18,477	
April	19,222	
May	19,728	
June	19,770	

QUALITY

	Quantity	Base Number	Contract	AT	Region	England
% of FP17s for the same patient ID Re-attending within 3 months - Children	75	1,215	6.2%	11.3%	12.1%	12.4%
% of FP17s for the same patient ID Re-attending within 3 months - Adults	770	6,129	12.6%	15.1%	15.9%	16.6%
% of FP17s for the same patient ID Re-attending between 3 & 9 months - Children	555	1,215	45.7%	58.7%	58.6%	57.5%
% of FP17s for the same patient ID Re-attending between 3 & 9 months - Adults	2,443	6,129	39.9%	49.8%	51.5%	50.4%
% of FP17s for Band 1 Urgent Courses	365	6,831	5.3%	9.5%	8.0%	9.1%
% of FP17s Relating to Free Repair or Replacements	37	6,831	0.5%	0.9%	0.8%	0.8%
% of FP17s Relating to Continuations	164	6,831	2.4%	1.3%	1.2%	1.3%
% of Patients satisfied with the dentistry they have received	10	12	83.3%	92.0%	92.8%	92.7%
% of Patients satisfied with the time they had to wait for an appointment	10	12	83.3%	86.7%	89.2%	88.8%

* This is based on patients treated on this contract for their most recent course of treatment. Figures in italics indicate the base number of FP17s or Patient Questionnaire responses are less than 100. N/A is shown where the base number of responses is less than 10 during the period. % is calculated as Quantity/Base number*100

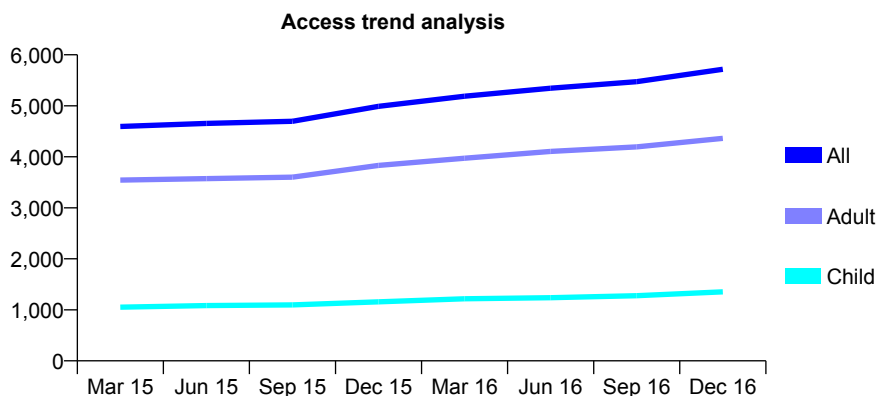
Q56 - Vital Signs At a Glance Contract Report for 101435/0010 - December 2016

Name or company name	IDH Limited
Contract type name	GDS Contract
Purpose of contract	General
Contract start date	01/04/2006
Contract end date	

16/17 Contracted general activity (UDA)	21,213
Carry forward general activity (UDA)	0
16/17 Contracted orthodontic activity (UOA)	0
Carry forward orthodontic activity (UOA)	0
Baseline contract value	£609,069.89

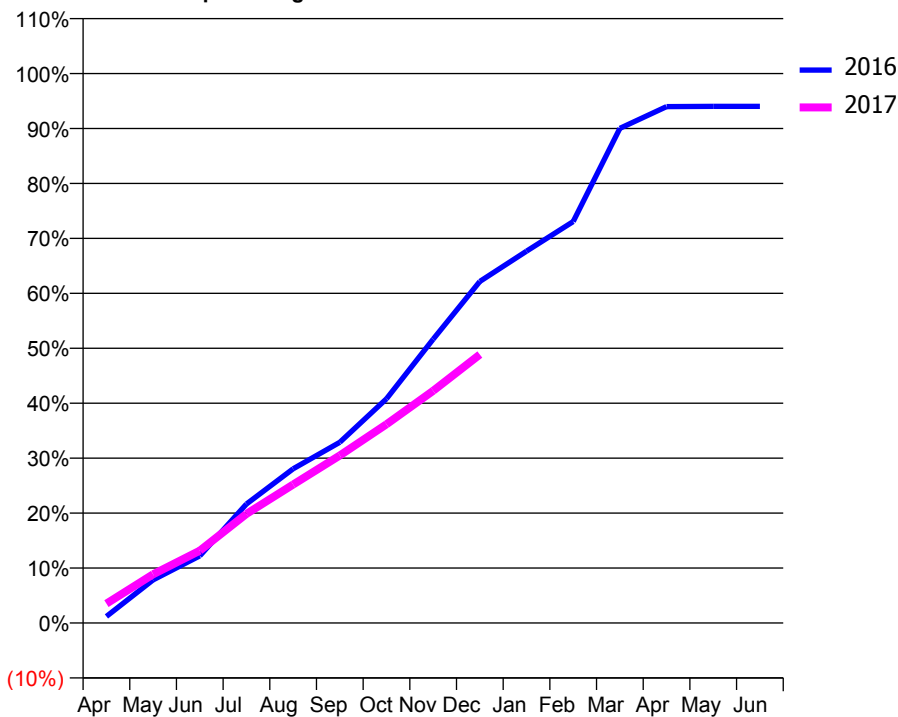
ACCESS*

Patients seen in 24 months	Total	Change since previous quarter
Quarter ending December 2015	4,990	
Quarter ending March 2016	5,189	↑
Quarter ending June 2016	5,344	↑
Quarter ending September 2016	5,472	↑
Quarter ending December 2016	5,717	↑
Variance since December 2015	14.6%	↑



ACTIVITY

Cumulative percentage of contracted UDA delivered 2016 & 2017



Month	Adjusted Scheduled Activity (UDA)	
	2016	2017
April	162	748
May	1,056	1,883
June	1,642	2,794
July	2,912	4,212
August	3,771	5,346
September	4,421	6,470
October	5,483	7,674
November	6,940	8,966
December	8,353	10,364
January	9,094	
February	9,817	
March	12,095	
April	12,628	
May	12,634	
June	12,634	

QUALITY

	Quantity	Base Number	Contract	AT	Region	England
% of FP17s for the same patient ID Re-attending within 3 months - Children	103	1,281	8.0%	11.3%	12.1%	12.4%
% of FP17s for the same patient ID Re-attending within 3 months - Adults	640	3,980	16.1%	15.1%	15.9%	16.6%
% of FP17s for the same patient ID Re-attending between 3 & 9 months - Children	585	1,281	45.7%	58.7%	58.6%	57.5%
% of FP17s for the same patient ID Re-attending between 3 & 9 months - Adults	1,490	3,980	37.4%	49.8%	51.5%	50.4%
% of FP17s for Band 1 Urgent Courses	309	4,965	6.2%	9.5%	8.0%	9.1%
% of FP17s Relating to Free Repair or Replacements	66	4,965	1.3%	0.9%	0.8%	0.8%
% of FP17s Relating to Continuations	151	4,965	3.0%	1.3%	1.2%	1.3%
% of Patients satisfied with the dentistry they have received	1	1	N/A	92.0%	92.8%	92.7%
% of Patients satisfied with the time they had to wait for an appointment	1	1	N/A	86.7%	89.2%	88.8%

* This is based on patients treated on this contract for their most recent course of treatment. Figures in italics indicate the base number of FP17s or Patient Questionnaire responses are less than 100. N/A is shown where the base number of responses is less than 10 during the period. % is calculated as Quantity/Base number*100

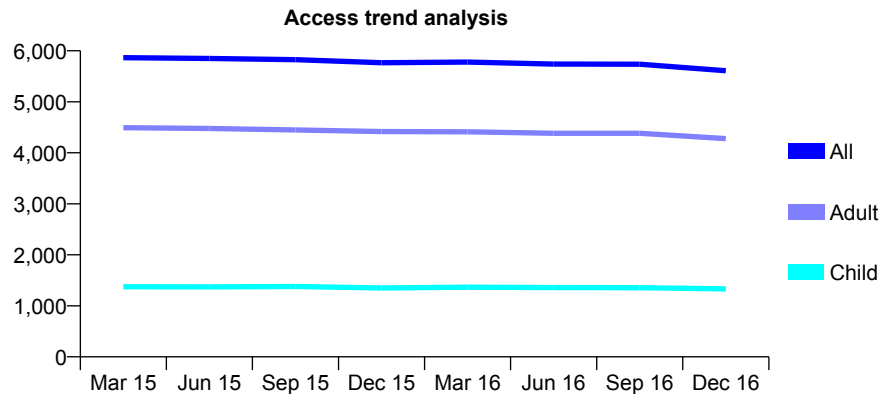
Q56 - Vital Signs At a Glance Contract Report for 101435/0011 - December 2016

Name or company name	IDH Limited
Contract type name	GDS Contract
Purpose of contract	General
Contract start date	01/04/2006
Contract end date	

16/17 Contracted general activity (UDA)	15,130
Carry forward general activity (UDA)	0
16/17 Contracted orthodontic activity (UOA)	0
Carry forward orthodontic activity (UOA)	0
Baseline contract value	£338,962.58

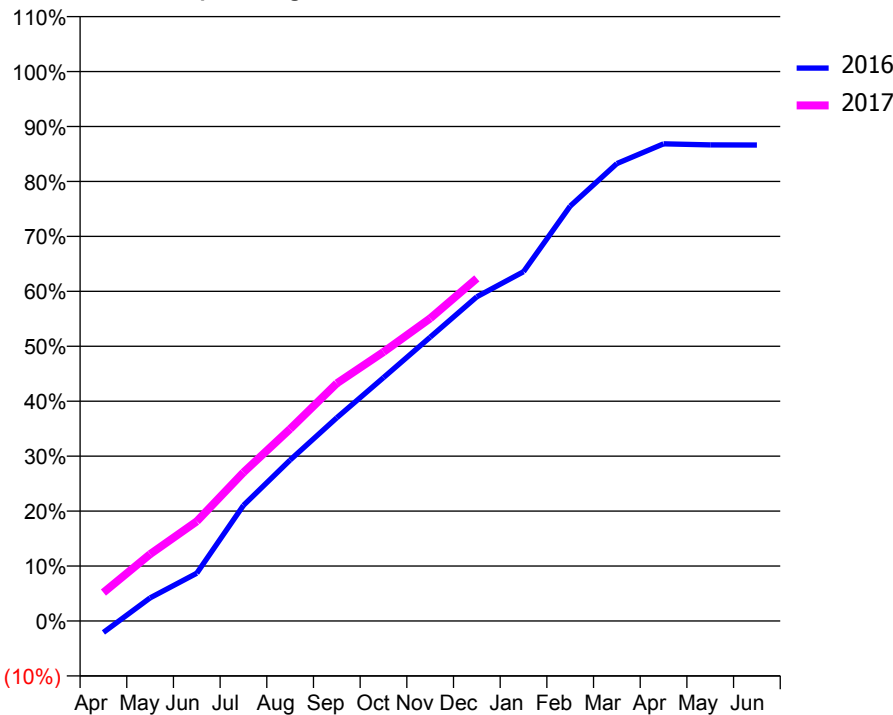
ACCESS*

Patients seen in 24 months	Total	Change since previous quarter
Quarter ending December 2015	5,767	
Quarter ending March 2016	5,778	→
Quarter ending June 2016	5,739	→
Quarter ending September 2016	5,738	→
Quarter ending December 2016	5,610	↓
Variance since December 2015	(2.7%)	↓



ACTIVITY

Cumulative percentage of contracted UDA delivered 2016 & 2017



Month	Adjusted Scheduled Activity (UDA)	
	2016	2017
April	-319	783
May	637	1,842
June	1,316	2,746
July	3,185	4,092
August	4,433	5,288
September	5,598	6,543
October	6,702	7,408
November	7,816	8,331
December	8,928	9,432
January	9,617	
February	11,425	
March	12,597	
April	13,141	
May	13,110	
June	13,107	

QUALITY

	Quantity	Base Number	Contract	AT	Region	England
% of FP17s for the same patient ID Re-attending within 3 months - Children	44	1,424	3.1%	11.3%	12.1%	12.4%
% of FP17s for the same patient ID Re-attending within 3 months - Adults	252	3,707	6.8%	15.1%	15.9%	16.6%
% of FP17s for the same patient ID Re-attending between 3 & 9 months - Children	917	1,424	64.4%	58.7%	58.6%	57.5%
% of FP17s for the same patient ID Re-attending between 3 & 9 months - Adults	1,365	3,707	36.8%	49.8%	51.5%	50.4%
% of FP17s for Band 1 Urgent Courses	221	4,919	4.5%	9.5%	8.0%	9.1%
% of FP17s Relating to Free Repair or Replacements	33	4,919	0.7%	0.9%	0.8%	0.8%
% of FP17s Relating to Continuations	45	4,919	0.9%	1.3%	1.2%	1.3%
% of Patients satisfied with the dentistry they have received	13	14	92.9%	92.0%	92.8%	92.7%
% of Patients satisfied with the time they had to wait for an appointment	13	14	92.9%	86.7%	89.2%	88.8%

* This is based on patients treated on this contract for their most recent course of treatment. Figures in italics indicate the base number of FP17s or Patient Questionnaire responses are less than 100. N/A is shown where the base number of responses is less than 10 during the period. % is calculated as Quantity/Base number*100

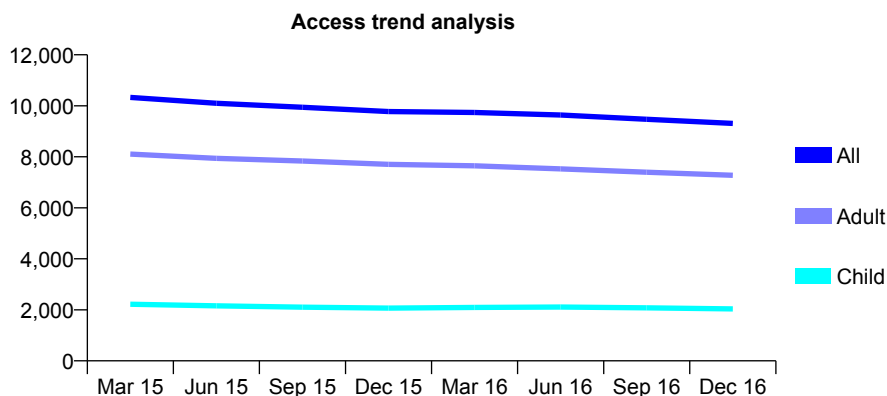
Q56 - Vital Signs At a Glance Contract Report for 101435/0017 - December 2016

Name or company name	IDH Limited
Contract type name	GDS Contract
Purpose of contract	General
Contract start date	01/04/2006
Contract end date	

16/17 Contracted general activity (UDA)	34,178
Carry forward general activity (UDA)	0
16/17 Contracted orthodontic activity (UOA)	0
Carry forward orthodontic activity (UOA)	0
Baseline contract value	£748,643.15

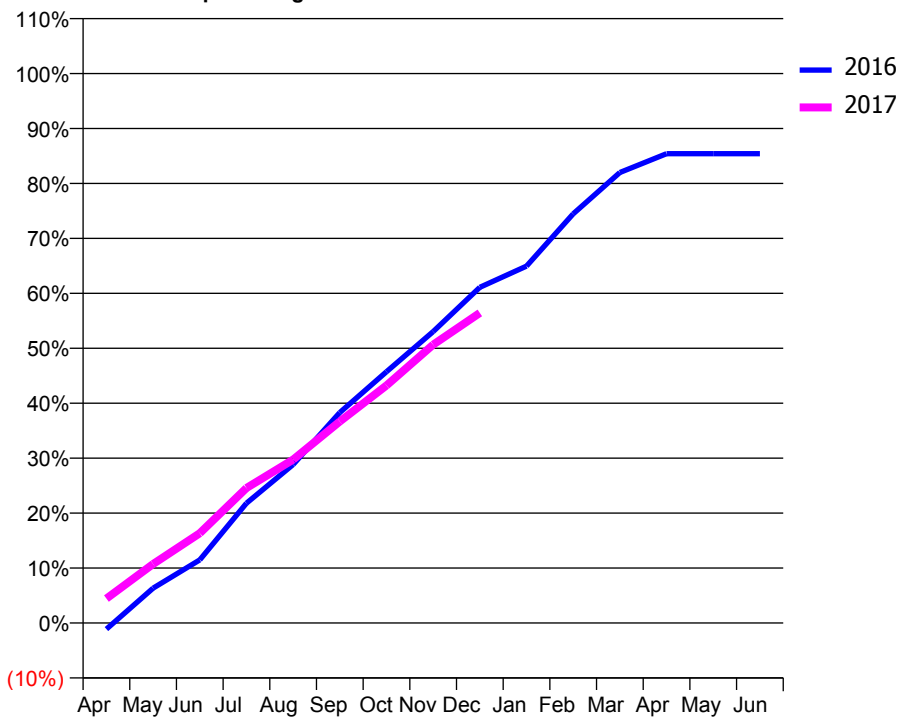
ACCESS*

Patients seen in 24 months	Total	Change since previous quarter
Quarter ending December 2015	9,775	
Quarter ending March 2016	9,740	→
Quarter ending June 2016	9,637	↓
Quarter ending September 2016	9,473	↓
Quarter ending December 2016	9,311	↓
Variance since December 2015	(4.7%)	↓



ACTIVITY

Cumulative percentage of contracted UDA delivered 2016 & 2017



Month	Adjusted Scheduled Activity (UDA)	
	2016	2017
April	-385	1,520
May	2,172	3,670
June	3,931	5,582
July	7,455	8,398
August	9,860	10,166
September	13,096	12,535
October	15,632	14,773
November	18,126	17,317
December	20,876	19,289
January	22,202	
February	25,452	
March	28,025	
April	29,191	
May	29,188	
June	29,188	

QUALITY

	Quantity	Base Number	Contract	AT	Region	England
% of FP17s for the same patient ID Re-attending within 3 months - Children	95	1,863	5.1%	11.3%	12.1%	12.4%
% of FP17s for the same patient ID Re-attending within 3 months - Adults	726	6,851	10.6%	15.1%	15.9%	16.6%
% of FP17s for the same patient ID Re-attending between 3 & 9 months - Children	983	1,863	52.8%	58.7%	58.6%	57.5%
% of FP17s for the same patient ID Re-attending between 3 & 9 months - Adults	3,823	6,851	55.8%	49.8%	51.5%	50.4%
% of FP17s for Band 1 Urgent Courses	412	8,255	5.0%	9.5%	8.0%	9.1%
% of FP17s Relating to Free Repair or Replacements	38	8,255	0.5%	0.9%	0.8%	0.8%
% of FP17s Relating to Continuations	156	8,255	1.9%	1.3%	1.2%	1.3%
% of Patients satisfied with the dentistry they have received	19	21	90.5%	92.0%	92.8%	92.7%
% of Patients satisfied with the time they had to wait for an appointment	17	21	81.0%	86.7%	89.2%	88.8%

* This is based on patients treated on this contract for their most recent course of treatment. Figures in italics indicate the base number of FP17s or Patient Questionnaire responses are less than 100. N/A is shown where the base number of responses is less than 10 during the period. % is calculated as Quantity/Base number*100

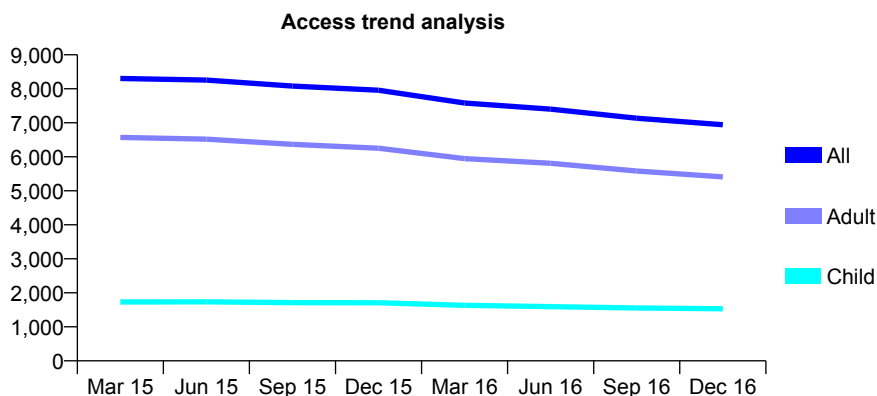
Q56 - Vital Signs At a Glance Contract Report for 101435/0067 - December 2016

Name or company name	IDH Limited
Contract type name	GDS Contract
Purpose of contract	General
Contract start date	19/07/2007
Contract end date	

16/17 Contracted general activity (UDA)	23,462
Carry forward general activity (UDA)	53
16/17 Contracted orthodontic activity (UOA)	0
Carry forward orthodontic activity (UOA)	0
Baseline contract value	£694,174.51

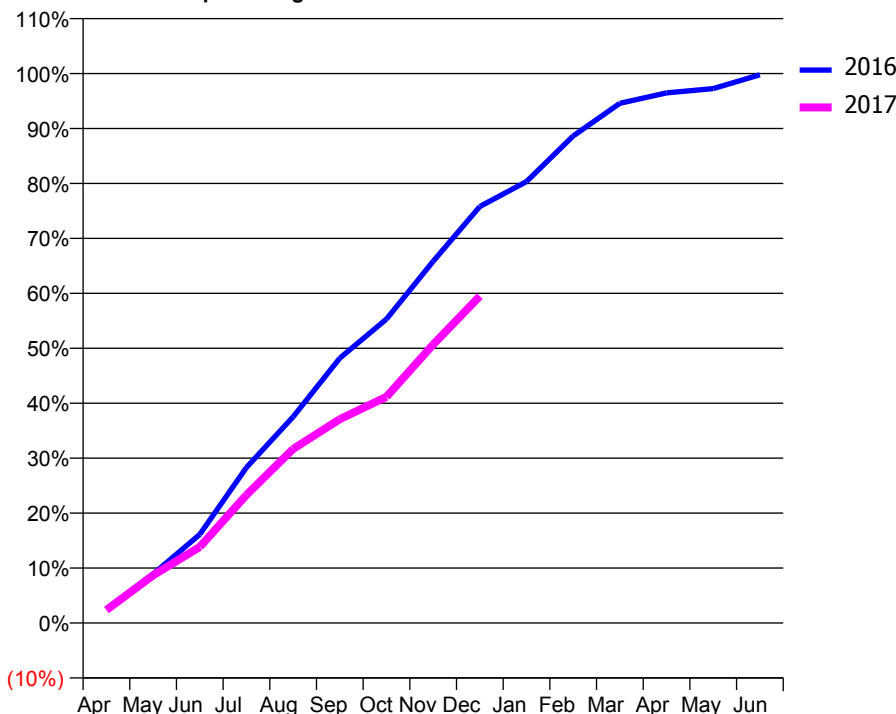
ACCESS*

Patients seen in 24 months	Total	Change since previous quarter
Quarter ending December 2015	7,960	
Quarter ending March 2016	7,581	↓
Quarter ending June 2016	7,402	↓
Quarter ending September 2016	7,136	↓
Quarter ending December 2016	6,942	↓
Variance since December 2015	(12.8%)	↓



ACTIVITY

Cumulative percentage of contracted UDA delivered 2016 & 2017



Month	Adjusted Scheduled Activity (UDA)	
	2016	2017
April	602	556
May	2,095	2,033
June	3,781	3,250
July	6,644	5,467
August	8,807	7,434
September	11,312	8,703
October	12,978	9,660
November	15,446	11,891
December	17,784	13,958
January	18,850	
February	20,795	
March	22,191	
April	22,635	
May	22,818	
June	23,409	

QUALITY

	Quantity	Base Number	Contract	AT	Region	England
% of FP17s for the same patient ID Re-attending within 3 months - Children	88	1,420	6.2%	11.3%	12.1%	12.4%
% of FP17s for the same patient ID Re-attending within 3 months - Adults	760	4,504	16.9%	15.1%	15.9%	16.6%
% of FP17s for the same patient ID Re-attending between 3 & 9 months - Children	765	1,420	53.9%	58.7%	58.6%	57.5%
% of FP17s for the same patient ID Re-attending between 3 & 9 months - Adults	1,772	4,504	39.3%	49.8%	51.5%	50.4%
% of FP17s for Band 1 Urgent Courses	716	5,540	12.9%	9.5%	8.0%	9.1%
% of FP17s Relating to Free Repair or Replacements	36	5,540	0.6%	0.9%	0.8%	0.8%
% of FP17s Relating to Continuations	125	5,540	2.3%	1.3%	1.2%	1.3%
% of Patients satisfied with the dentistry they have received	4	5	N/A	92.0%	92.8%	92.7%
% of Patients satisfied with the time they had to wait for an appointment	5	5	N/A	86.7%	89.2%	88.8%

* This is based on patients treated on this contract for their most recent course of treatment. Figures in italics indicate the base number of FP17s or Patient Questionnaire responses are less than 100. N/A is shown where the base number of responses is less than 10 during the period. % is calculated as Quantity/Base number*100

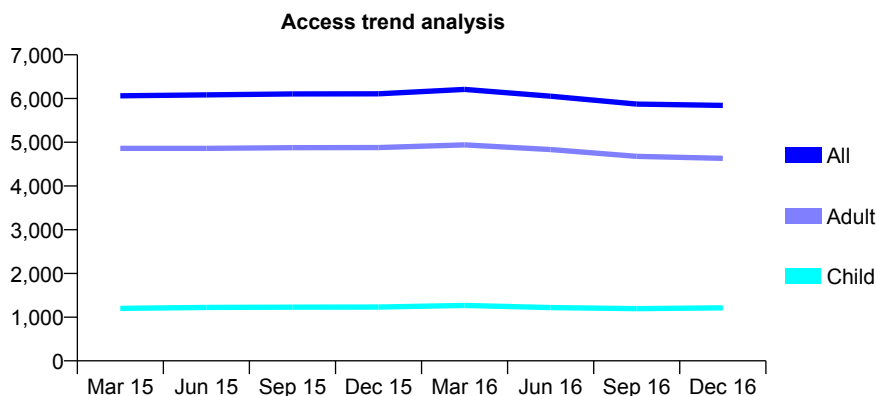
Q56 - Vital Signs At a Glance Contract Report for 101435/0099 - December 2016

Name or company name	IDH Limited
Contract type name	GDS Contract
Purpose of contract	General
Contract start date	01/06/2008
Contract end date	

16/17 Contracted general activity (UDA)	18,600
Carry forward general activity (UDA)	0
16/17 Contracted orthodontic activity (UOA)	0
Carry forward orthodontic activity (UOA)	0
Baseline contract value	£490,734.97

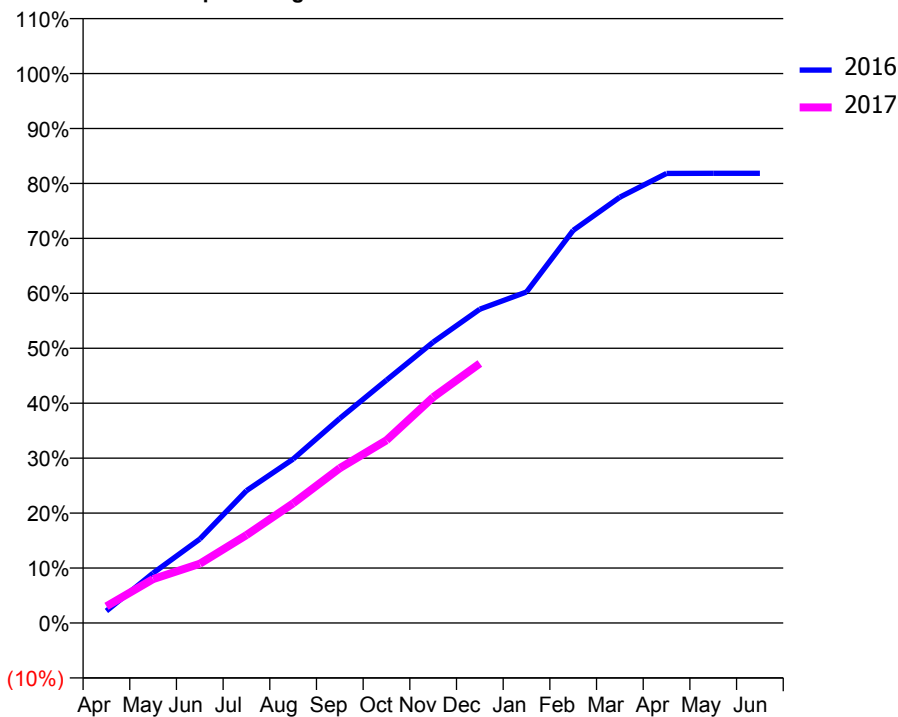
ACCESS*

Patients seen in 24 months	Total	Change since previous quarter
Quarter ending December 2015	6,109	
Quarter ending March 2016	6,208	→
Quarter ending June 2016	6,053	↓
Quarter ending September 2016	5,872	↓
Quarter ending December 2016	5,843	→
Variance since December 2015	(4.4%)	↓



ACTIVITY

Cumulative percentage of contracted UDA delivered 2016 & 2017



Month	Adjusted Scheduled Activity (UDA)	
	2016	2017
April	408	566
May	1,688	1,488
June	2,843	2,007
July	4,482	2,976
August	5,549	4,051
September	6,926	5,243
October	8,224	6,186
November	9,510	7,642
December	10,622	8,784
January	11,204	
February	13,289	
March	14,414	
April	15,219	
May	15,220	
June	15,220	

QUALITY

	Quantity	Base Number	Contract	AT	Region	England
% of FP17s for the same patient ID Re-attending within 3 months - Children	44	1,033	4.3%	11.3%	12.1%	12.4%
% of FP17s for the same patient ID Re-attending within 3 months - Adults	280	3,518	8.0%	15.1%	15.9%	16.6%
% of FP17s for the same patient ID Re-attending between 3 & 9 months - Children	527	1,033	51.0%	58.7%	58.6%	57.5%
% of FP17s for the same patient ID Re-attending between 3 & 9 months - Adults	1,607	3,518	45.7%	49.8%	51.5%	50.4%
% of FP17s for Band 1 Urgent Courses	182	4,149	4.4%	9.5%	8.0%	9.1%
% of FP17s Relating to Free Repair or Replacements	13	4,149	0.3%	0.9%	0.8%	0.8%
% of FP17s Relating to Continuations	45	4,149	1.1%	1.3%	1.2%	1.3%
% of Patients satisfied with the dentistry they have received	7	7	N/A	92.0%	92.8%	92.7%
% of Patients satisfied with the time they had to wait for an appointment	6	7	N/A	86.7%	89.2%	88.8%

* This is based on patients treated on this contract for their most recent course of treatment. Figures in italics indicate the base number of FP17s or Patient Questionnaire responses are less than 100. N/A is shown where the base number of responses is less than 10 during the period. % is calculated as Quantity/Base number*100

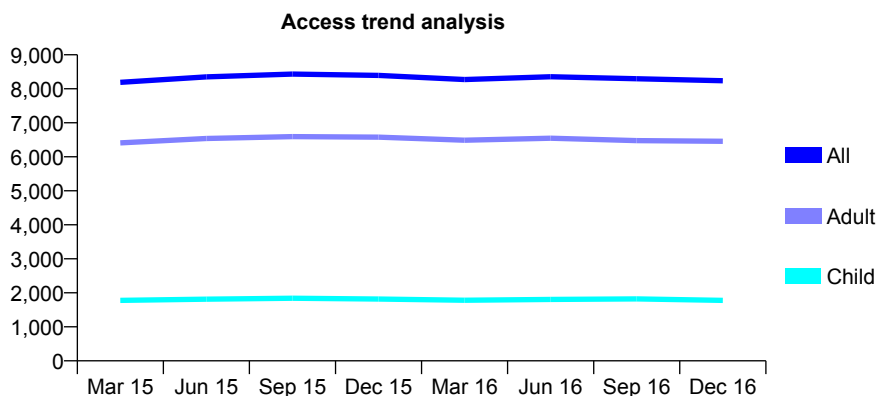
Q56 - Vital Signs At a Glance Contract Report for 101435/0100 - December 2016

Name or company name	IDH Limited
Contract type name	GDS Contract
Purpose of contract	General
Contract start date	01/06/2008
Contract end date	

16/17 Contracted general activity (UDA)	22,891
Carry forward general activity (UDA)	0
16/17 Contracted orthodontic activity (UOA)	0
Carry forward orthodontic activity (UOA)	0
Baseline contract value	£549,980.03

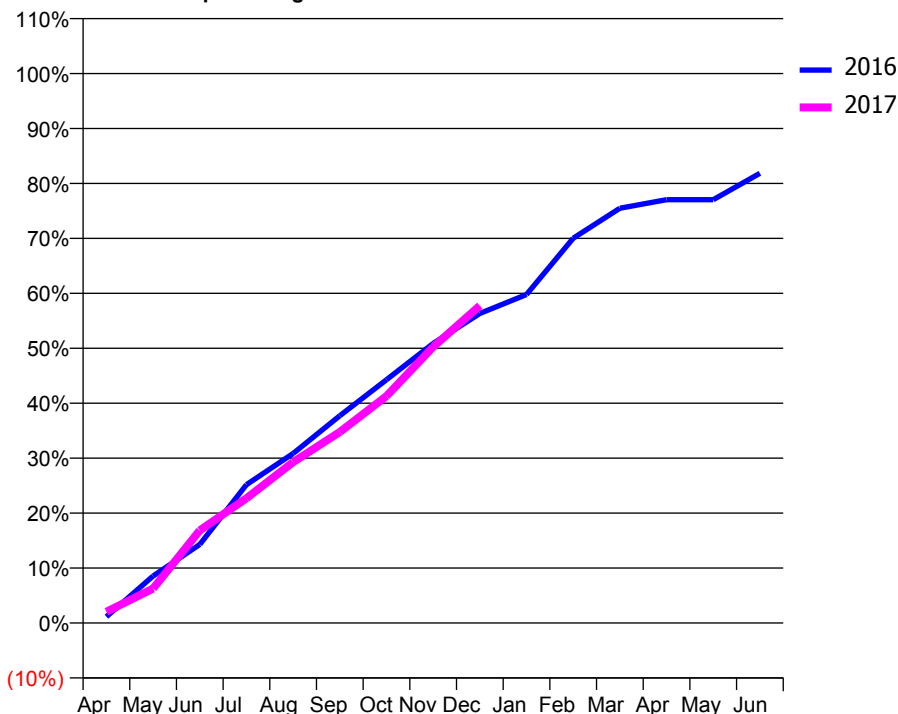
ACCESS*

Patients seen in 24 months	Total	Change since previous quarter
Quarter ending December 2015	8,395	
Quarter ending March 2016	8,273	↓
Quarter ending June 2016	8,355	→
Quarter ending September 2016	8,298	→
Quarter ending December 2016	8,236	→
Variance since December 2015	(1.9%)	↓



ACTIVITY

Cumulative percentage of contracted UDA delivered 2016 & 2017



Month	Adjusted Scheduled Activity (UDA)	
	2016	2017
April	262	469
May	1,958	1,434
June	3,272	3,856
July	5,766	5,195
August	7,063	6,704
September	8,633	7,955
October	10,136	9,453
November	11,647	11,504
December	12,895	13,220
January	13,684	
February	16,030	
March	17,279	
April	17,636	
May	17,637	
June	18,733	

QUALITY

	Quantity	Base Number	Contract	AT	Region	England
% of FP17s for the same patient ID Re-attending within 3 months - Children	85	1,943	4.4%	11.3%	12.1%	12.4%
% of FP17s for the same patient ID Re-attending within 3 months - Adults	679	5,904	11.5%	15.1%	15.9%	16.6%
% of FP17s for the same patient ID Re-attending between 3 & 9 months - Children	916	1,943	47.1%	58.7%	58.6%	57.5%
% of FP17s for the same patient ID Re-attending between 3 & 9 months - Adults	1,861	5,904	31.5%	49.8%	51.5%	50.4%
% of FP17s for Band 1 Urgent Courses	332	7,071	4.7%	9.5%	8.0%	9.1%
% of FP17s Relating to Free Repair or Replacements	34	7,071	0.5%	0.9%	0.8%	0.8%
% of FP17s Relating to Continuations	152	7,071	2.1%	1.3%	1.2%	1.3%
% of Patients satisfied with the dentistry they have received	7	10	70.0%	92.0%	92.8%	92.7%
% of Patients satisfied with the time they had to wait for an appointment	5	10	50.0%	86.7%	89.2%	88.8%

* This is based on patients treated on this contract for their most recent course of treatment. Figures in italics indicate the base number of FP17s or Patient Questionnaire responses are less than 100. N/A is shown where the base number of responses is less than 10 during the period. % is calculated as Quantity/Base number*100

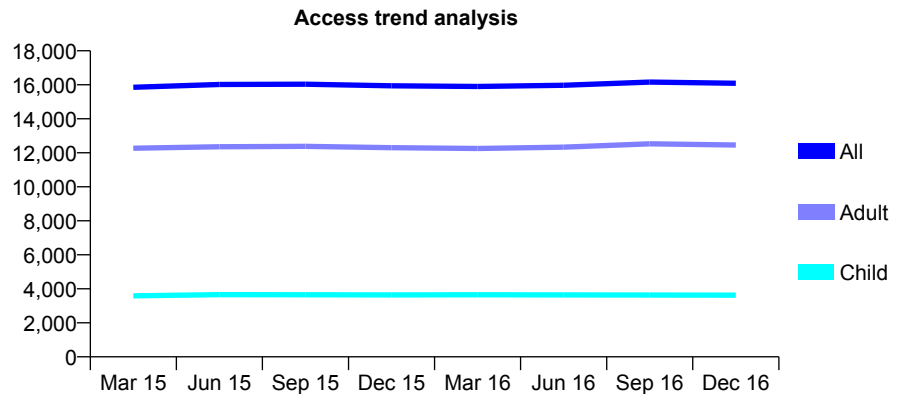
Q56 - Vital Signs At a Glance Contract Report for 101435/0114 - December 2016

Name or company name	IDH Limited
Contract type name	GDS Contract
Purpose of contract	General
Contract start date	01/09/2008
Contract end date	

16/17 Contracted general activity (UDA)	41,000
Carry forward general activity (UDA)	1,426
16/17 Contracted orthodontic activity (UOA)	0
Carry forward orthodontic activity (UOA)	0
Baseline contract value	£1,089,180.40

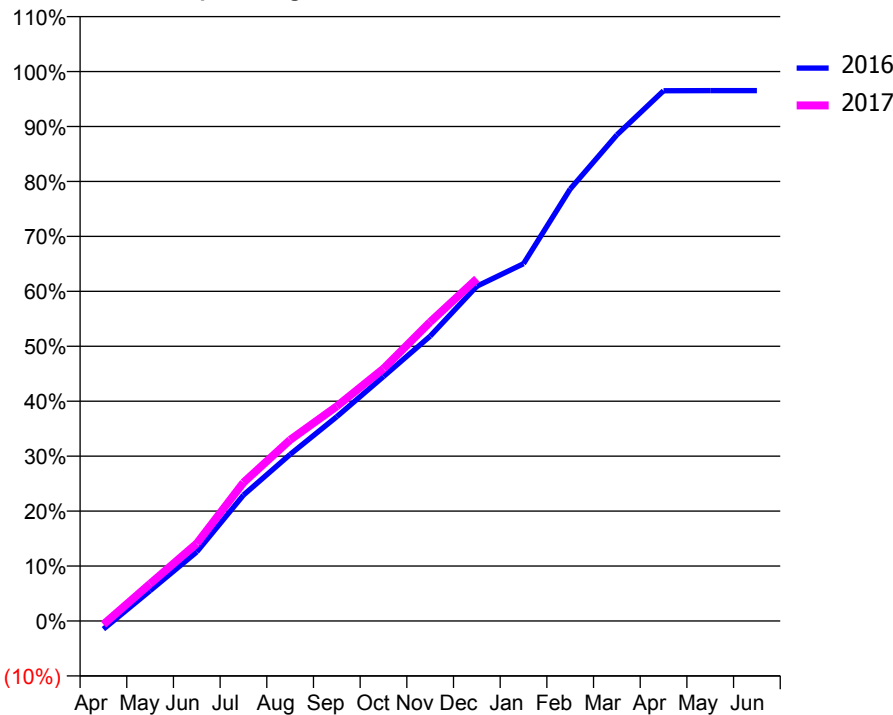
ACCESS*

Patients seen in 24 months	Total	Change since previous quarter
Quarter ending December 2015	15,941	
Quarter ending March 2016	15,901	→
Quarter ending June 2016	15,974	→
Quarter ending September 2016	16,164	→
Quarter ending December 2016	16,091	→
Variance since December 2015	0.9%	→



ACTIVITY

Cumulative percentage of contracted UDA delivered 2016 & 2017



Month	Adjusted Scheduled Activity (UDA)	
	2016	2017
April	-609	-265
May	2,260	2,782
June	5,158	5,782
July	9,394	10,336
August	12,433	13,521
September	15,245	16,022
October	18,242	18,826
November	21,253	22,312
December	24,976	25,536
January	26,657	
February	32,231	
March	36,275	
April	39,565	
May	39,574	
June	39,574	

QUALITY

	Quantity	Base Number	Contract	AT	Region	England
% of FP17s for the same patient ID Re-attending within 3 months - Children	181	3,712	4.9%	11.3%	12.1%	12.4%
% of FP17s for the same patient ID Re-attending within 3 months - Adults	1,471	11,264	13.1%	15.1%	15.9%	16.6%
% of FP17s for the same patient ID Re-attending between 3 & 9 months - Children	1,918	3,712	51.7%	58.7%	58.6%	57.5%
% of FP17s for the same patient ID Re-attending between 3 & 9 months - Adults	4,333	11,264	38.5%	49.8%	51.5%	50.4%
% of FP17s for Band 1 Urgent Courses	984	13,466	7.3%	9.5%	8.0%	9.1%
% of FP17s Relating to Free Repair or Replacements	80	13,466	0.6%	0.9%	0.8%	0.8%
% of FP17s Relating to Continuations	283	13,466	2.1%	1.3%	1.2%	1.3%
% of Patients satisfied with the dentistry they have received	30	33	90.9%	92.0%	92.8%	92.7%
% of Patients satisfied with the time they had to wait for an appointment	28	33	84.8%	86.7%	89.2%	88.8%

* This is based on patients treated on this contract for their most recent course of treatment. Figures in italics indicate the base number of FP17s or Patient Questionnaire responses are less than 100. N/A is shown where the base number of responses is less than 10 during the period. % is calculated as Quantity/Base number*100

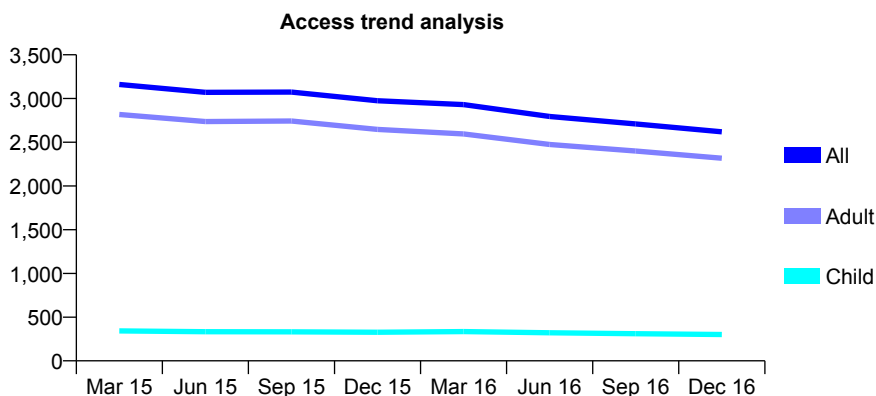
Q56 - Vital Signs At a Glance Contract Report for 101478/0001 - December 2016

Name or company name	CAMBRIDGE UNIVERSITY
Contract type name	PDS Contract
Purpose of contract	General
Contract start date	01/04/2006
Contract end date	31/03/2018

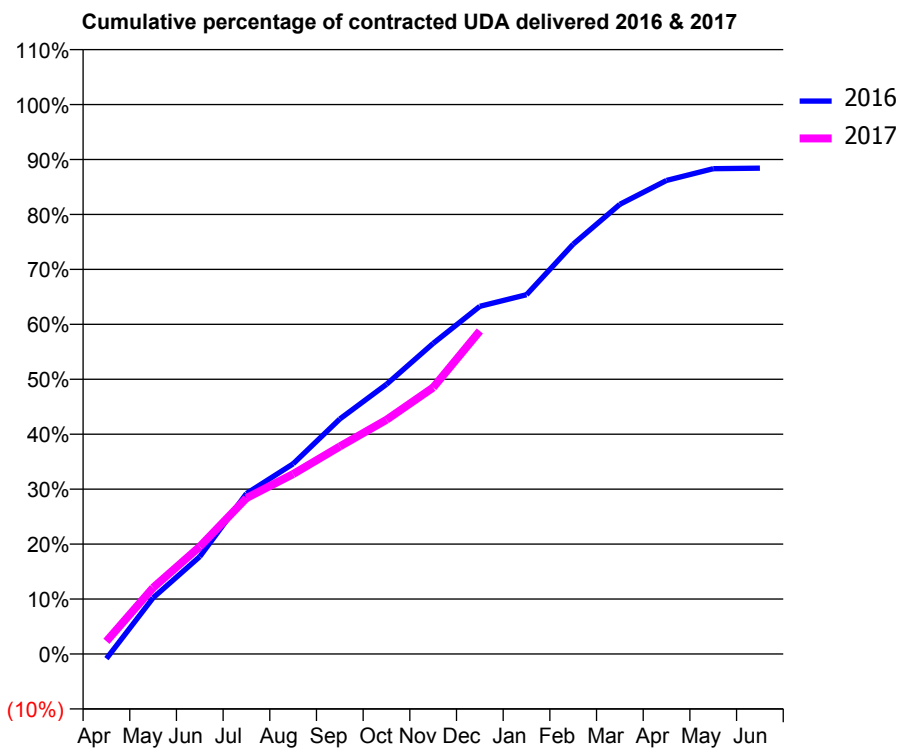
16/17 Contracted general activity (UDA)	3,878
Carry forward general activity (UDA)	0
16/17 Contracted orthodontic activity (UOA)	0
Carry forward orthodontic activity (UOA)	0
Baseline contract value	£107,048.85

ACCESS*

Patients seen in 24 months	Total	Change since previous quarter
Quarter ending December 2015	2,974	
Quarter ending March 2016	2,930	↓
Quarter ending June 2016	2,795	↓
Quarter ending September 2016	2,710	↓
Quarter ending December 2016	2,619	↓
Variance since December 2015	(11.9%)	↓



ACTIVITY



Month	Adjusted Scheduled Activity (UDA)	
	2016	2017
April	-34	90
May	397	469
June	687	758
July	1,133	1,100
August	1,342	1,270
September	1,659	1,465
October	1,903	1,653
November	2,192	1,881
December	2,454	2,280
January	2,536	
February	2,892	
March	3,174	
April	3,342	
May	3,425	
June	3,429	

QUALITY

	Quantity	Base Number	Contract	AT	Region	England
% of FP17s for the same patient ID Re-attending within 3 months - Children	16	264	6.1%	11.3%	12.1%	12.4%
% of FP17s for the same patient ID Re-attending within 3 months - Adults	123	1,263	9.7%	15.1%	15.9%	16.6%
% of FP17s for the same patient ID Re-attending between 3 & 9 months - Children	90	264	34.1%	58.7%	58.6%	57.5%
% of FP17s for the same patient ID Re-attending between 3 & 9 months - Adults	250	1,263	19.8%	49.8%	51.5%	50.4%
% of FP17s for Band 1 Urgent Courses	271	1,378	19.7%	9.5%	8.0%	9.1%
% of FP17s Relating to Free Repair or Replacements	0	1,378	0.0%	0.9%	0.8%	0.8%
% of FP17s Relating to Continuations	3	1,378	0.2%	1.3%	1.2%	1.3%
% of Patients satisfied with the dentistry they have received	1	1	N/A	92.0%	92.8%	92.7%
% of Patients satisfied with the time they had to wait for an appointment	1	1	N/A	86.7%	89.2%	88.8%

* This is based on patients treated on this contract for their most recent course of treatment. Figures in italics indicate the base number of FP17s or Patient Questionnaire responses are less than 100. N/A is shown where the base number of responses is less than 10 during the period. % is calculated as Quantity/Base number*100

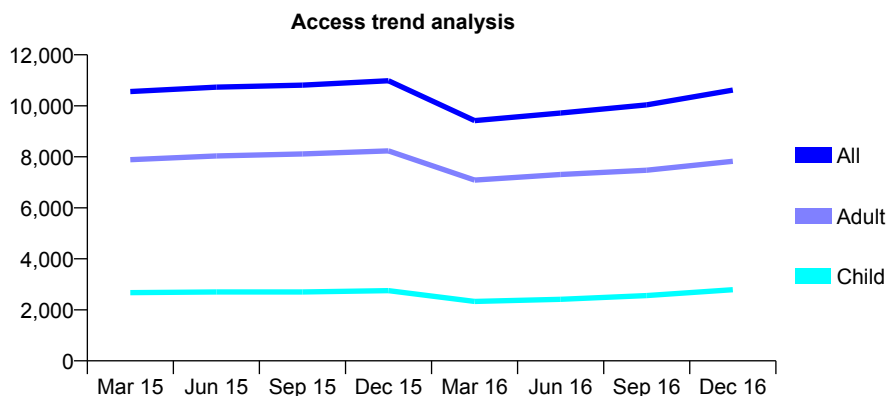
Q56 - Vital Signs At a Glance Contract Report for 101931/0001 - December 2016

Name or company name	Townsend House Dental Surgery
Contract type name	GDS Contract
Purpose of contract	General
Contract start date	01/04/2007
Contract end date	

16/17 Contracted general activity (UDA)	22,500
Carry forward general activity (UDA)	-193
16/17 Contracted orthodontic activity (UOA)	0
Carry forward orthodontic activity (UOA)	0
Baseline contract value	£703,127.49

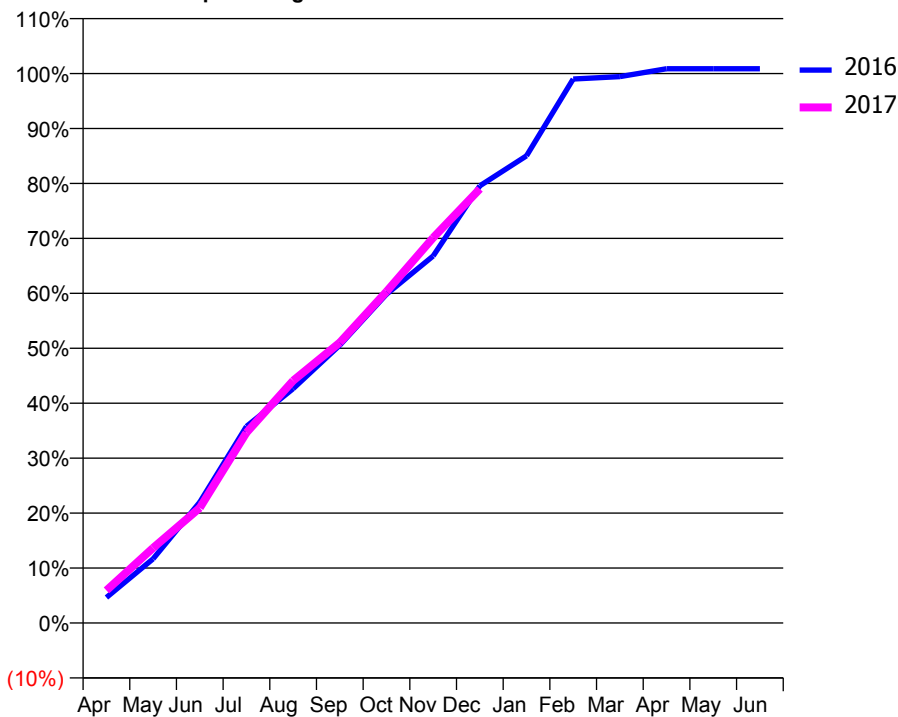
ACCESS*

Patients seen in 24 months	Total	Change since previous quarter
Quarter ending December 2015	10,982	
Quarter ending March 2016	9,418	↓
Quarter ending June 2016	9,719	↑
Quarter ending September 2016	10,035	↑
Quarter ending December 2016	10,618	↑
Variance since December 2015	(3.3%)	↓



ACTIVITY

Cumulative percentage of contracted UDA delivered 2016 & 2017



Month	Adjusted Scheduled Activity (UDA)	
	2016	2017
April	1,043	1,332
May	2,632	3,075
June	4,951	4,716
July	8,052	7,793
August	9,595	9,924
September	11,375	11,484
October	13,461	13,570
November	15,031	15,776
December	17,902	17,775
January	19,128	
February	22,273	
March	22,372	
April	22,694	
May	22,694	
June	22,693	

QUALITY

	Quantity	Base Number	Contract	AT	Region	England
% of FP17s for the same patient ID Re-attending within 3 months - Children	115	2,786	4.1%	11.3%	12.1%	12.4%
% of FP17s for the same patient ID Re-attending within 3 months - Adults	939	7,700	12.2%	15.1%	15.9%	16.6%
% of FP17s for the same patient ID Re-attending between 3 & 9 months - Children	1,171	2,786	42.0%	58.7%	58.6%	57.5%
% of FP17s for the same patient ID Re-attending between 3 & 9 months - Adults	3,304	7,700	42.9%	49.8%	51.5%	50.4%
% of FP17s for Band 1 Urgent Courses	809	10,289	7.9%	9.5%	8.0%	9.1%
% of FP17s Relating to Free Repair or Replacements	94	10,289	0.9%	0.9%	0.8%	0.8%
% of FP17s Relating to Continuations	181	10,289	1.8%	1.3%	1.2%	1.3%
% of Patients satisfied with the dentistry they have received	8	8	N/A	92.0%	92.8%	92.7%
% of Patients satisfied with the time they had to wait for an appointment	7	8	N/A	86.7%	89.2%	88.8%

* This is based on patients treated on this contract for their most recent course of treatment. Figures in italics indicate the base number of FP17s or Patient Questionnaire responses are less than 100. N/A is shown where the base number of responses is less than 10 during the period. % is calculated as Quantity/Base number*100

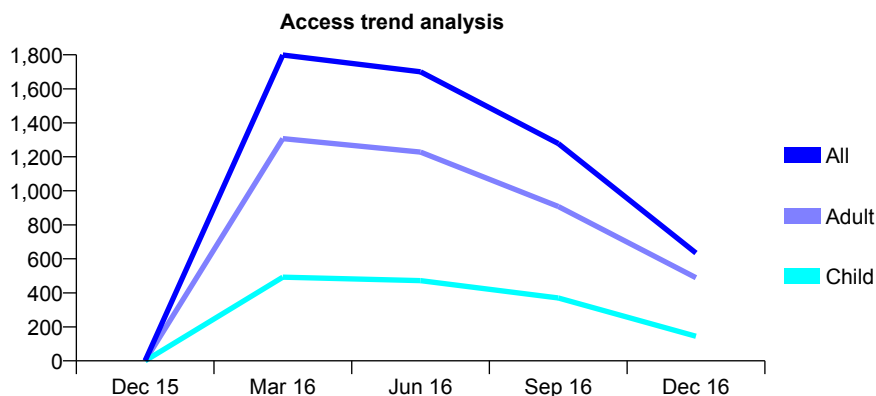
Q56 - Vital Signs At a Glance Contract Report for 101931/0002 - December 2016

Name or company name	Townsend House Dental Surgery
Contract type name	GDS Contract
Purpose of contract	General
Contract start date	01/04/2013
Contract end date	

16/17 Contracted general activity (UDA)	3,625
Carry forward general activity (UDA)	80
16/17 Contracted orthodontic activity (UOA)	0
Carry forward orthodontic activity (UOA)	0
Baseline contract value	£97,774.76

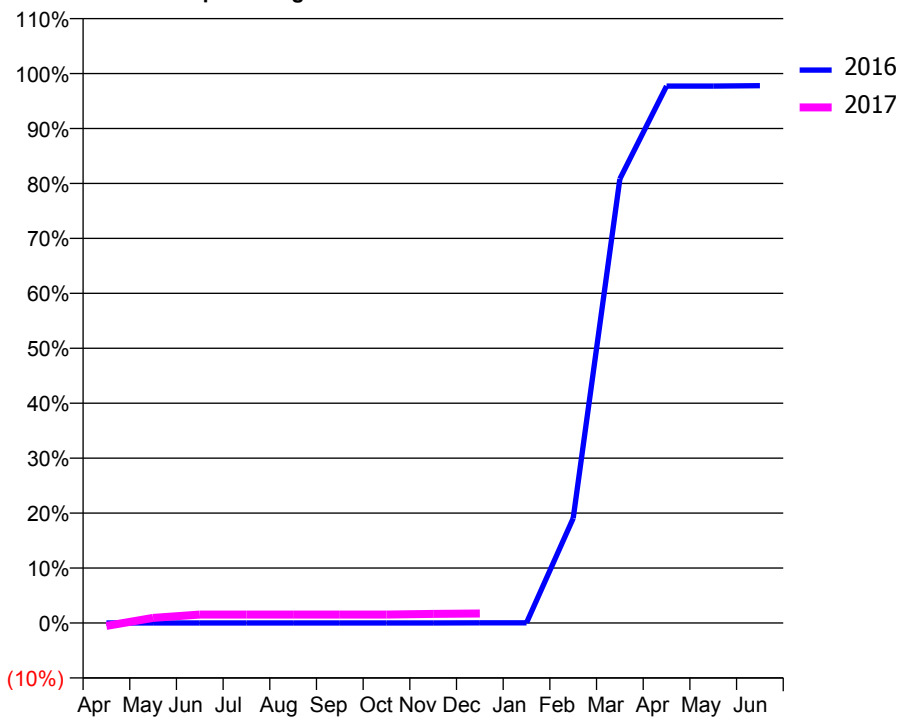
ACCESS*

Patients seen in 24 months	Total	Change since previous quarter
Quarter ending December 2015	1	
Quarter ending March 2016	1,799	↑
Quarter ending June 2016	1,700	↓
Quarter ending September 2016	1,278	↓
Quarter ending December 2016	634	↓
Variance since December 2015	63300.0%	↑



ACTIVITY

Cumulative percentage of contracted UDA delivered 2016 & 2017



Adjusted Scheduled Activity (UDA)

Month	2016	2017
April	0	-20
May	0	34
June	0	56
July	0	56
August	0	56
September	0	56
October	0	56
November	0	60
December	1	63
January	1	
February	691	
March	2,930	
April	3,542	
May	3,542	
June	3,545	

QUALITY

	Quantity	Base Number	Contract	AT	Region	England
% of FP17s for the same patient ID Re-attending within 3 months - Children	2	82	2.4%	11.3%	12.1%	12.4%
% of FP17s for the same patient ID Re-attending within 3 months - Adults	35	318	11.0%	15.1%	15.9%	16.6%
% of FP17s for the same patient ID Re-attending between 3 & 9 months - Children	0	82	0.0%	58.7%	58.6%	57.5%
% of FP17s for the same patient ID Re-attending between 3 & 9 months - Adults	0	318	0.0%	49.8%	51.5%	50.4%
% of FP17s for Band 1 Urgent Courses	1	54	1.9%	9.5%	8.0%	9.1%
% of FP17s Relating to Free Repair or Replacements	3	54	5.6%	0.9%	0.8%	0.8%
% of FP17s Relating to Continuations	9	54	16.7%	1.3%	1.2%	1.3%
% of Patients satisfied with the dentistry they have received	0	0	N/A	92.0%	92.8%	92.7%
% of Patients satisfied with the time they had to wait for an appointment	0	0	N/A	86.7%	89.2%	88.8%

* This is based on patients treated on this contract for their most recent course of treatment. Figures in italics indicate the base number of FP17s or Patient Questionnaire responses are less than 100. N/A is shown where the base number of responses is less than 10 during the period. % is calculated as Quantity/Base number*100

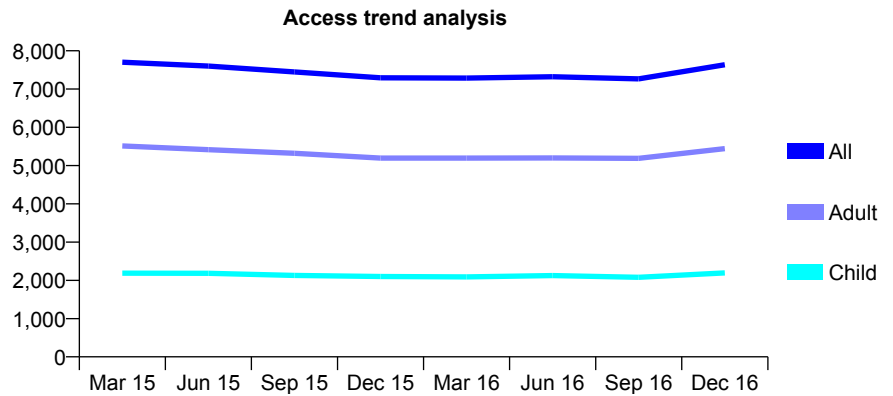
Q56 - Vital Signs At a Glance Contract Report for 102016/0001 - December 2016

Name or company name	Fulbridge Dental Practice
Contract type name	GDS Contract
Purpose of contract	General
Contract start date	01/10/2009
Contract end date	

16/17 Contracted general activity (UDA)	22,500
Carry forward general activity (UDA)	0
16/17 Contracted orthodontic activity (UOA)	0
Carry forward orthodontic activity (UOA)	0
Baseline contract value	£678,218.92

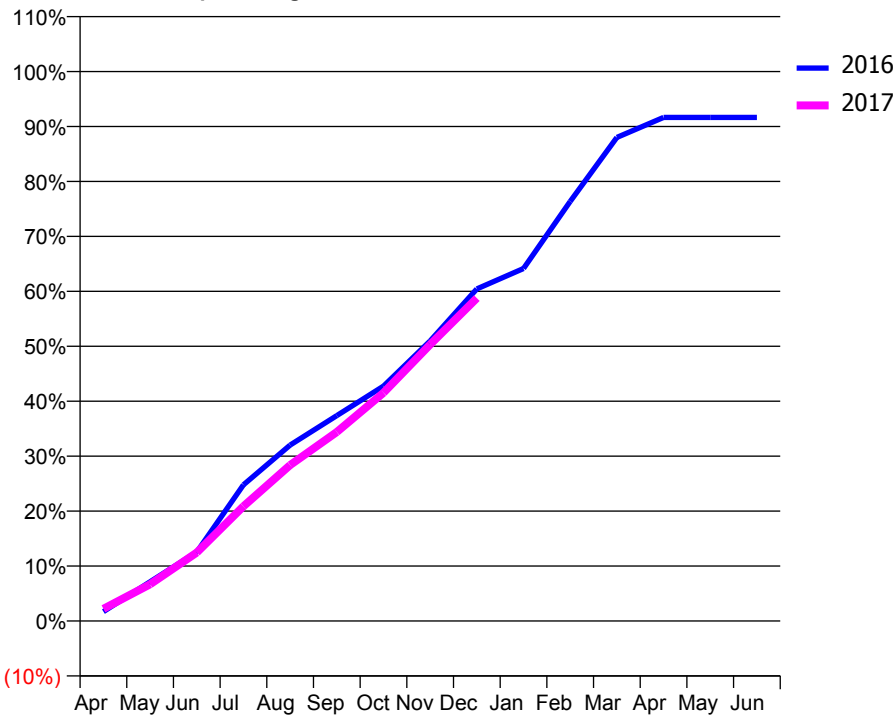
ACCESS*

Patients seen in 24 months	Total	Change since previous quarter
Quarter ending December 2015	7,295	
Quarter ending March 2016	7,287	→
Quarter ending June 2016	7,323	→
Quarter ending September 2016	7,266	→
Quarter ending December 2016	7,636	↑
Variance since December 2015	4.7%	↑



ACTIVITY

Cumulative percentage of contracted UDA delivered 2016 & 2017



Month	Adjusted Scheduled Activity (UDA)	
	2016	2017
April	382	497
May	1,607	1,505
June	2,828	2,803
July	5,577	4,699
August	7,204	6,388
September	8,410	7,738
October	9,617	9,345
November	11,469	11,323
December	13,601	13,219
January	14,436	
February	17,178	
March	19,799	
April	20,622	
May	20,620	
June	20,622	

QUALITY

	Quantity	Base Number	Contract	AT	Region	England
% of FP17s for the same patient ID Re-attending within 3 months - Children	99	1,705	5.8%	11.3%	12.1%	12.4%
% of FP17s for the same patient ID Re-attending within 3 months - Adults	497	4,049	12.3%	15.1%	15.9%	16.6%
% of FP17s for the same patient ID Re-attending between 3 & 9 months - Children	530	1,705	31.1%	58.7%	58.6%	57.5%
% of FP17s for the same patient ID Re-attending between 3 & 9 months - Adults	1,286	4,049	31.8%	49.8%	51.5%	50.4%
% of FP17s for Band 1 Urgent Courses	370	5,450	6.8%	9.5%	8.0%	9.1%
% of FP17s Relating to Free Repair or Replacements	28	5,450	0.5%	0.9%	0.8%	0.8%
% of FP17s Relating to Continuations	116	5,450	2.1%	1.3%	1.2%	1.3%
% of Patients satisfied with the dentistry they have received	4	6	N/A	92.0%	92.8%	92.7%
% of Patients satisfied with the time they had to wait for an appointment	4	6	N/A	86.7%	89.2%	88.8%

* This is based on patients treated on this contract for their most recent course of treatment. Figures in italics indicate the base number of FP17s or Patient Questionnaire responses are less than 100. N/A is shown where the base number of responses is less than 10 during the period. % is calculated as Quantity/Base number*100

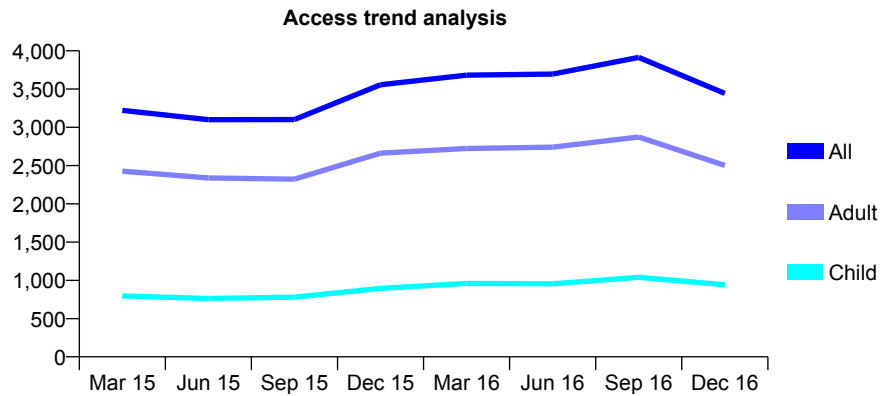
Q56 - Vital Signs At a Glance Contract Report for 102342/0001 - December 2016

Name or company name	Beechcroft Dental Care Ltd
Contract type name	GDS Contract
Purpose of contract	General
Contract start date	01/09/2011
Contract end date	

16/17 Contracted general activity (UDA)	11,009
Carry forward general activity (UDA)	379
16/17 Contracted orthodontic activity (UOA)	0
Carry forward orthodontic activity (UOA)	0
Baseline contract value	£243,412.73

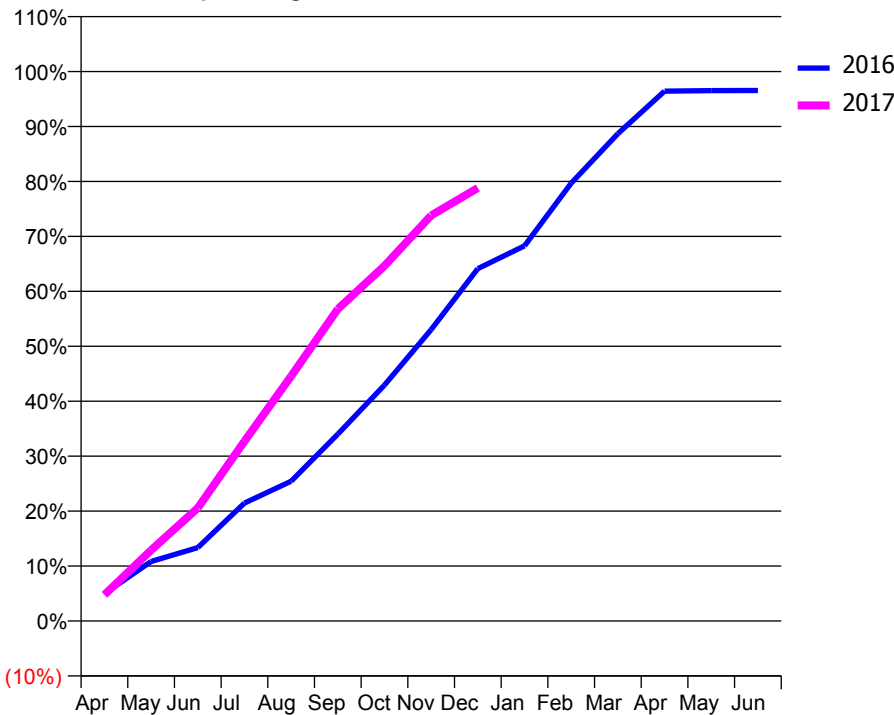
ACCESS*

Patients seen in 24 months	Total	Change since previous quarter
Quarter ending December 2015	3,557	
Quarter ending March 2016	3,682	↑
Quarter ending June 2016	3,696	→
Quarter ending September 2016	3,913	↑
Quarter ending December 2016	3,444	↓
Variance since December 2015	(3.2%)	↓



ACTIVITY

Cumulative percentage of contracted UDA delivered 2016 & 2017



Month	Adjusted Scheduled Activity (UDA)	
	2016	2017
April	549	526
May	1,194	1,420
June	1,470	2,265
July	2,363	3,603
August	2,802	4,906
September	3,745	6,251
October	4,728	7,116
November	5,840	8,125
December	7,061	8,676
January	7,517	
February	8,771	
March	9,764	
April	10,616	
May	10,627	
June	10,630	

QUALITY

	Quantity	Base Number	Contract	AT	Region	England
% of FP17s for the same patient ID Re-attending within 3 months - Children	140	1,214	11.5%	11.3%	12.1%	12.4%
% of FP17s for the same patient ID Re-attending within 3 months - Adults	509	3,057	16.7%	15.1%	15.9%	16.6%
% of FP17s for the same patient ID Re-attending between 3 & 9 months - Children	637	1,214	52.5%	58.7%	58.6%	57.5%
% of FP17s for the same patient ID Re-attending between 3 & 9 months - Adults	1,561	3,057	51.1%	49.8%	51.5%	50.4%
% of FP17s for Band 1 Urgent Courses	151	3,922	3.9%	9.5%	8.0%	9.1%
% of FP17s Relating to Free Repair or Replacements	25	3,922	0.6%	0.9%	0.8%	0.8%
% of FP17s Relating to Continuations	145	3,922	3.7%	1.3%	1.2%	1.3%
% of Patients satisfied with the dentistry they have received	5	6	N/A	92.0%	92.8%	92.7%
% of Patients satisfied with the time they had to wait for an appointment	6	6	N/A	86.7%	89.2%	88.8%

* This is based on patients treated on this contract for their most recent course of treatment. Figures in italics indicate the base number of FP17s or Patient Questionnaire responses are less than 100. N/A is shown where the base number of responses is less than 10 during the period. % is calculated as Quantity/Base number*100

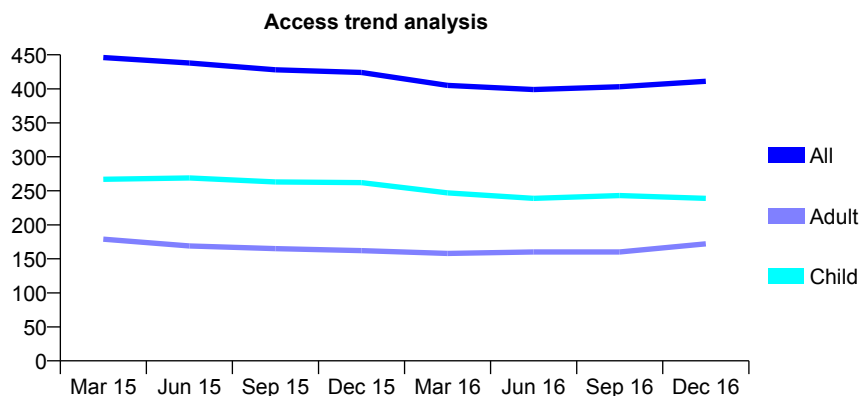
Q56 - Vital Signs At a Glance Contract Report for 102423/0001 - December 2016

Name or company name	Harbour TNGC Ltd
Contract type name	GDS Contract
Purpose of contract	General
Contract start date	01/07/2011
Contract end date	

16/17 Contracted general activity (UDA)	1,450
Carry forward general activity (UDA)	0
16/17 Contracted orthodontic activity (UOA)	0
Carry forward orthodontic activity (UOA)	0
Baseline contract value	£32,307.88

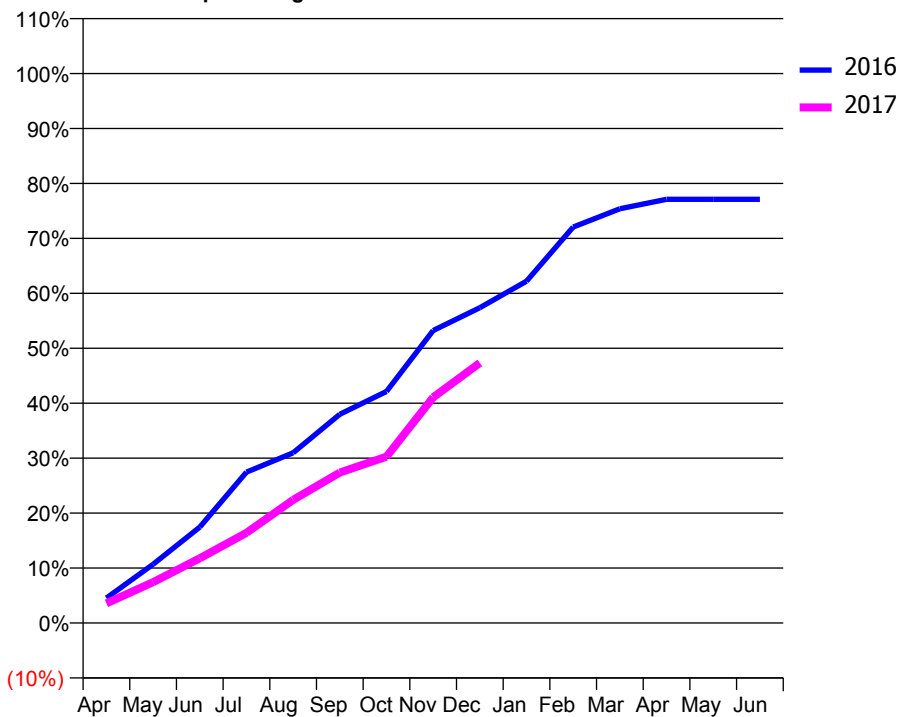
ACCESS*

Patients seen in 24 months	Total	Change since previous quarter
Quarter ending December 2015	424	
Quarter ending March 2016	405	↓
Quarter ending June 2016	399	↓
Quarter ending September 2016	403	→
Quarter ending December 2016	411	→
Variance since December 2015	(3.1%)	↓



ACTIVITY

Cumulative percentage of contracted UDA delivered 2016 & 2017



Month	Adjusted Scheduled Activity (UDA)	
	2016	2017
April	66	52
May	155	108
June	253	171
July	398	238
August	449	325
September	551	397
October	611	439
November	772	595
December	832	686
January	902	
February	1,045	
March	1,093	
April	1,118	
May	1,118	
June	1,118	

QUALITY

	Quantity	Base Number	Contract	AT	Region	England
% of FP17s for the same patient ID Re-attending within 3 months - Children	7	250	2.8%	11.3%	12.1%	12.4%
% of FP17s for the same patient ID Re-attending within 3 months - Adults	2	119	1.7%	15.1%	15.9%	16.6%
% of FP17s for the same patient ID Re-attending between 3 & 9 months - Children	163	250	65.2%	58.7%	58.6%	57.5%
% of FP17s for the same patient ID Re-attending between 3 & 9 months - Adults	76	119	63.9%	49.8%	51.5%	50.4%
% of FP17s for Band 1 Urgent Courses	2	351	0.6%	9.5%	8.0%	9.1%
% of FP17s Relating to Free Repair or Replacements	0	351	0.0%	0.9%	0.8%	0.8%
% of FP17s Relating to Continuations	0	351	0.0%	1.3%	1.2%	1.3%
% of Patients satisfied with the dentistry they have received	0	0	N/A	92.0%	92.8%	92.7%
% of Patients satisfied with the time they had to wait for an appointment	0	0	N/A	86.7%	89.2%	88.8%

* This is based on patients treated on this contract for their most recent course of treatment. Figures in italics indicate the base number of FP17s or Patient Questionnaire responses are less than 100. N/A is shown where the base number of responses is less than 10 during the period. % is calculated as Quantity/Base number*100

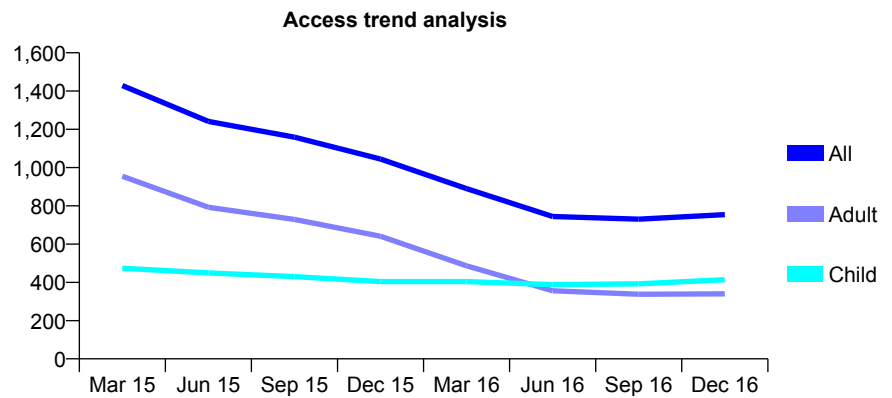
Q56 - Vital Signs At a Glance Contract Report for 102881/0001 - December 2016

Name or company name	Corner House Norwich LLP
Contract type name	GDS Contract
Purpose of contract	General
Contract start date	01/01/2013
Contract end date	

16/17 Contracted general activity (UDA)	1,835
Carry forward general activity (UDA)	-24
16/17 Contracted orthodontic activity (UOA)	0
Carry forward orthodontic activity (UOA)	0
Baseline contract value	£48,350.45

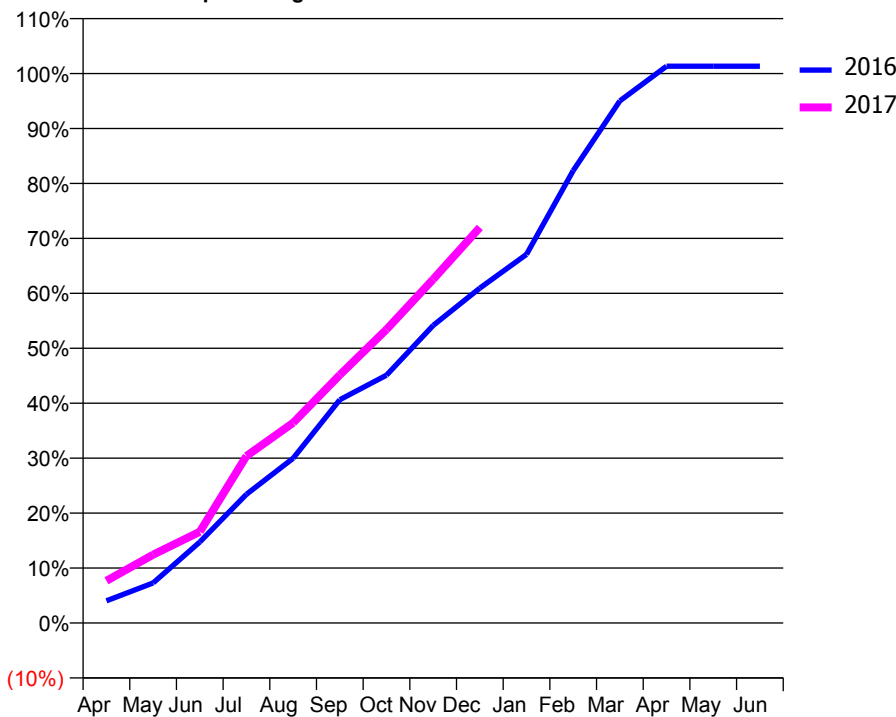
ACCESS*

Patients seen in 24 months	Total	Change since previous quarter
Quarter ending December 2015	1,045	
Quarter ending March 2016	890	↓
Quarter ending June 2016	744	↓
Quarter ending September 2016	730	↓
Quarter ending December 2016	754	↑
Variance since December 2015	(27.8%)	↓



ACTIVITY

Cumulative percentage of contracted UDA delivered 2016 & 2017



Month	Adjusted Scheduled Activity (UDA)	
	2016	2017
April	74	141
May	134	228
June	271	305
July	430	558
August	550	669
September	746	828
October	828	980
November	994	1,148
December	1,118	1,321
January	1,231	
February	1,511	
March	1,743	
April	1,859	
May	1,859	
June	1,859	

QUALITY

	Quantity	Base Number	Contract	AT	Region	England
% of FP17s for the same patient ID Re-attending within 3 months - Children	25	422	5.9%	11.3%	12.1%	12.4%
% of FP17s for the same patient ID Re-attending within 3 months - Adults	30	243	12.3%	15.1%	15.9%	16.6%
% of FP17s for the same patient ID Re-attending between 3 & 9 months - Children	229	422	54.3%	58.7%	58.6%	57.5%
% of FP17s for the same patient ID Re-attending between 3 & 9 months - Adults	113	243	46.5%	49.8%	51.5%	50.4%
% of FP17s for Band 1 Urgent Courses	39	620	6.3%	9.5%	8.0%	9.1%
% of FP17s Relating to Free Repair or Replacements	2	620	0.3%	0.9%	0.8%	0.8%
% of FP17s Relating to Continuations	1	620	0.2%	1.3%	1.2%	1.3%
% of Patients satisfied with the dentistry they have received	0	0	N/A	92.0%	92.8%	92.7%
% of Patients satisfied with the time they had to wait for an appointment	0	0	N/A	86.7%	89.2%	88.8%

* This is based on patients treated on this contract for their most recent course of treatment. Figures in italics indicate the base number of FP17s or Patient Questionnaire responses are less than 100. N/A is shown where the base number of responses is less than 10 during the period. % is calculated as Quantity/Base number*100

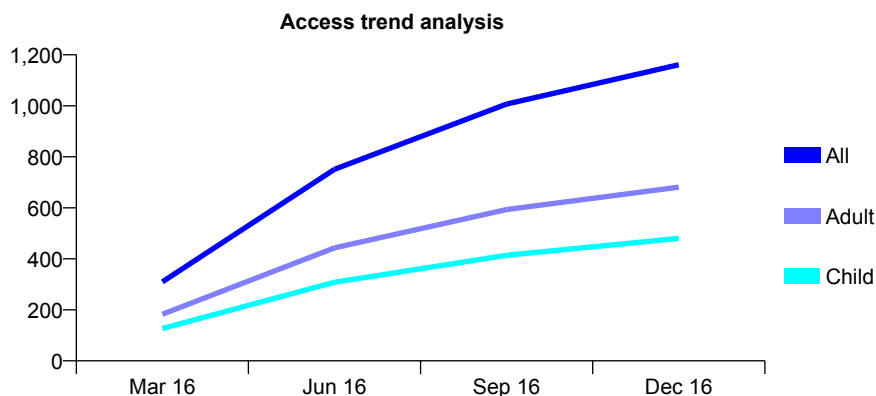
Q56 - Vital Signs At a Glance Contract Report for 103748/0001 - December 2016

Name or company name	Friends Dental Practice
Contract type name	GDS Contract
Purpose of contract	General and Orthodontic
Contract start date	07/12/2015
Contract end date	

16/17 Contracted general activity (UDA)	3,783
Carry forward general activity (UDA)	60
16/17 Contracted orthodontic activity (UOA)	1,800
Carry forward orthodontic activity (UOA)	-24
Baseline contract value	£219,409.38

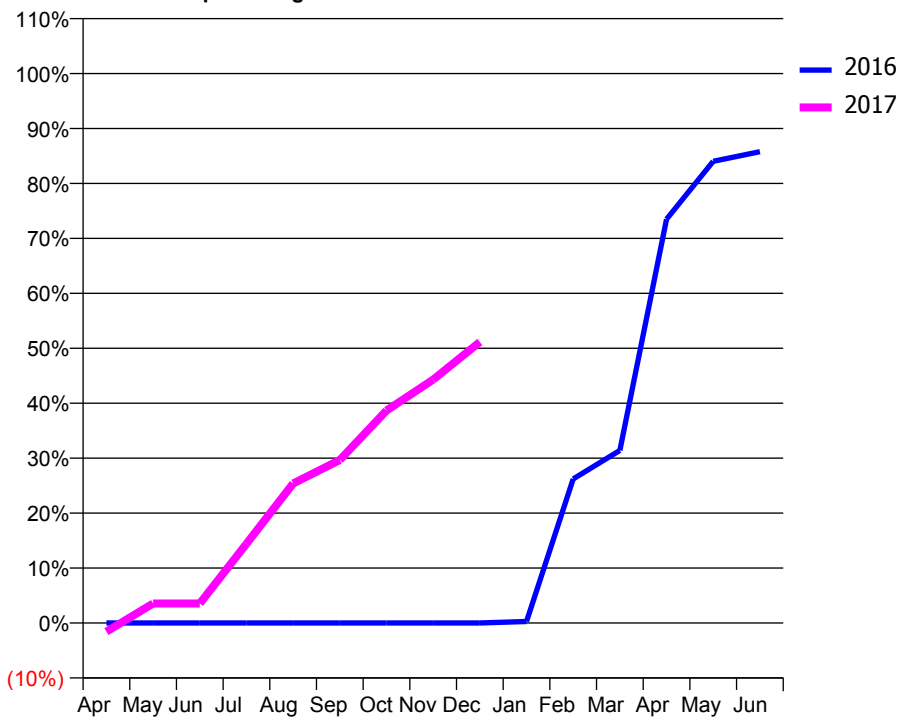
ACCESS*

Patients seen in 24 months	Total	Change since previous quarter
Quarter ending December 2015	0	
Quarter ending March 2016	310	
Quarter ending June 2016	751	↑
Quarter ending September 2016	1,007	↑
Quarter ending December 2016	1,161	↑
Variance since December 2015	N/A	



ACTIVITY

Cumulative percentage of contracted UDA delivered 2016 & 2017



Month	Adjusted Scheduled Activity (UDA)	
	2016	2017
April	0	-60
May	0	135
June	0	135
July	0	546
August	0	961
September	0	1,122
October	0	1,463
November	0	1,676
December	0	1,935
January	3	
February	277	
March	332	
April	776	
May	887	
June	906	

QUALITY

	Quantity	Base Number	Contract	AT	Region	England
% of FP17s for the same patient ID Re-attending within 3 months - Children	73	883	8.3%	11.3%	12.1%	12.4%
% of FP17s for the same patient ID Re-attending within 3 months - Adults	129	962	13.4%	15.1%	15.9%	16.6%
% of FP17s for the same patient ID Re-attending between 3 & 9 months - Children	159	883	18.0%	58.7%	58.6%	57.5%
% of FP17s for the same patient ID Re-attending between 3 & 9 months - Adults	223	962	23.2%	49.8%	51.5%	50.4%
% of FP17s for Band 1 Urgent Courses	88	1,170	7.5%	9.5%	8.0%	9.1%
% of FP17s Relating to Free Repair or Replacements	1	1,170	0.1%	0.9%	0.8%	0.8%
% of FP17s Relating to Continuations	8	1,170	0.7%	1.3%	1.2%	1.3%
% of Patients satisfied with the dentistry they have received	0	0	N/A	92.0%	92.8%	92.7%
% of Patients satisfied with the time they had to wait for an appointment	0	0	N/A	86.7%	89.2%	88.8%

* This is based on patients treated on this contract for their most recent course of treatment. Figures in italics indicate the base number of FP17s or Patient Questionnaire responses are less than 100. N/A is shown where the base number of responses is less than 10 during the period. % is calculated as Quantity/Base number*100

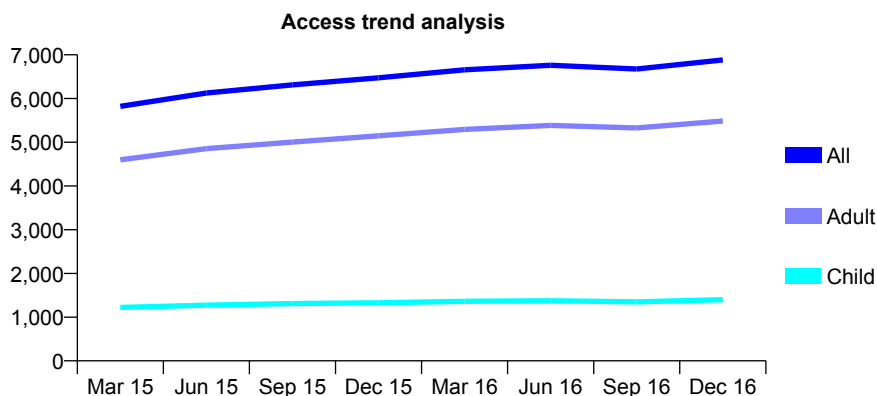
Q56 - Vital Signs At a Glance Contract Report for 104418/0001 - December 2016

Name or company name	Parish Vaid & Snehal Radia
Contract type name	GDS Contract
Purpose of contract	General
Contract start date	08/05/2014
Contract end date	

16/17 Contracted general activity (UDA)	21,611
Carry forward general activity (UDA)	0
16/17 Contracted orthodontic activity (UOA)	0
Carry forward orthodontic activity (UOA)	0
Baseline contract value	£483,767.00

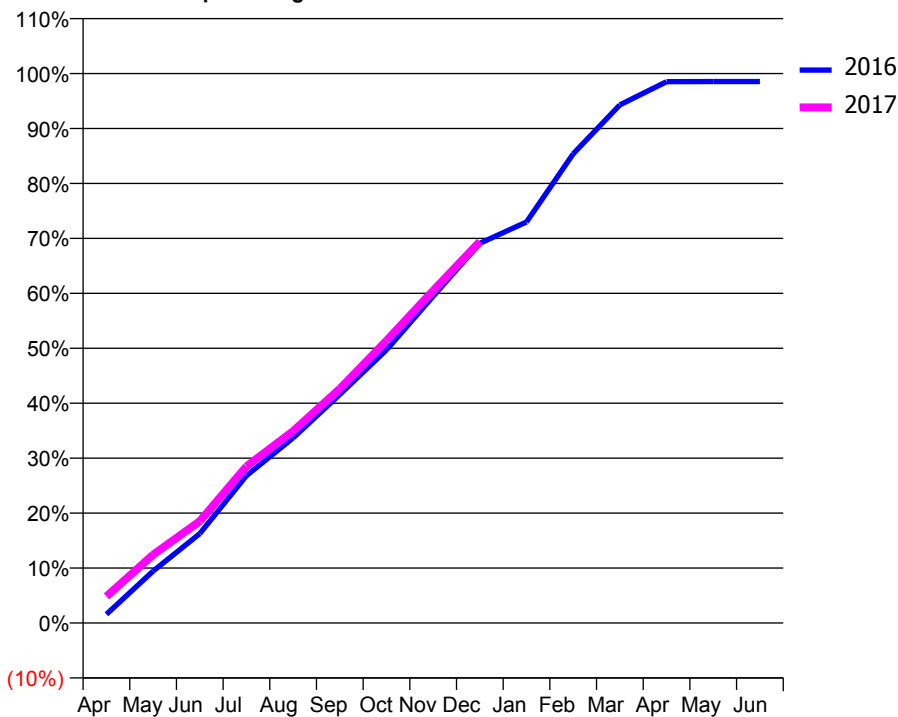
ACCESS*

Patients seen in 24 months	Total	Change since previous quarter
Quarter ending December 2015	6,475	
Quarter ending March 2016	6,657	↑
Quarter ending June 2016	6,760	→
Quarter ending September 2016	6,676	↓
Quarter ending December 2016	6,884	↑
Variance since December 2015	6.3%	↑



ACTIVITY

Cumulative percentage of contracted UDA delivered 2016 & 2017



Month	Adjusted Scheduled Activity (UDA)	
	2016	2017
April	320	1,046
May	1,899	2,688
June	3,271	4,005
July	5,393	6,159
August	6,777	7,549
September	8,370	9,212
October	9,998	11,105
November	11,961	13,073
December	13,895	15,004
January	14,678	
February	17,173	
March	18,965	
April	19,813	
May	19,816	
June	19,818	

QUALITY

	Quantity	Base Number	Contract	AT	Region	England
% of FP17s for the same patient ID Re-attending within 3 months - Children	138	1,732	8.0%	11.3%	12.1%	12.4%
% of FP17s for the same patient ID Re-attending within 3 months - Adults	993	6,697	14.8%	15.1%	15.9%	16.6%
% of FP17s for the same patient ID Re-attending between 3 & 9 months - Children	1,116	1,732	64.4%	58.7%	58.6%	57.5%
% of FP17s for the same patient ID Re-attending between 3 & 9 months - Adults	4,136	6,697	61.8%	49.8%	51.5%	50.4%
% of FP17s for Band 1 Urgent Courses	508	8,003	6.3%	9.5%	8.0%	9.1%
% of FP17s Relating to Free Repair or Replacements	61	8,003	0.8%	0.9%	0.8%	0.8%
% of FP17s Relating to Continuations	92	8,003	1.1%	1.3%	1.2%	1.3%
% of Patients satisfied with the dentistry they have received	11	11	100.0%	92.0%	92.8%	92.7%
% of Patients satisfied with the time they had to wait for an appointment	10	11	90.9%	86.7%	89.2%	88.8%

* This is based on patients treated on this contract for their most recent course of treatment. Figures in italics indicate the base number of FP17s or Patient Questionnaire responses are less than 100. N/A is shown where the base number of responses is less than 10 during the period. % is calculated as Quantity/Base number*100

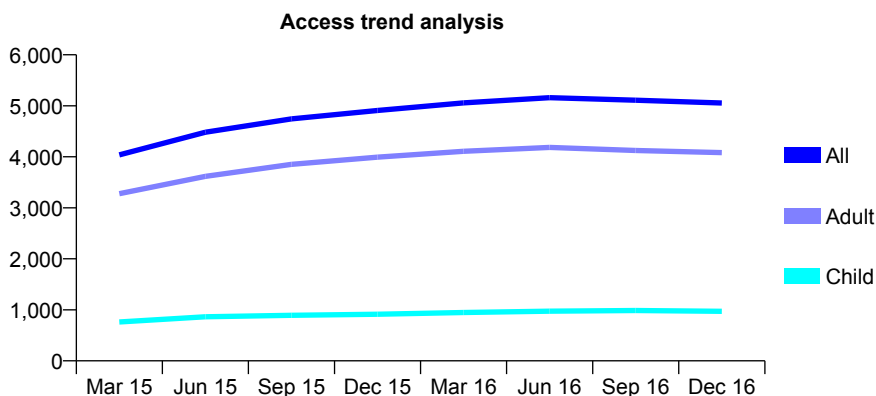
Q56 - Vital Signs At a Glance Contract Report for 104418/0002 - December 2016

Name or company name	Parish Vaid & Snehal Radia
Contract type name	GDS Contract
Purpose of contract	General
Contract start date	13/05/2014
Contract end date	

16/17 Contracted general activity (UDA)	16,174
Carry forward general activity (UDA)	0
16/17 Contracted orthodontic activity (UOA)	0
Carry forward orthodontic activity (UOA)	0
Baseline contract value	£439,753.89

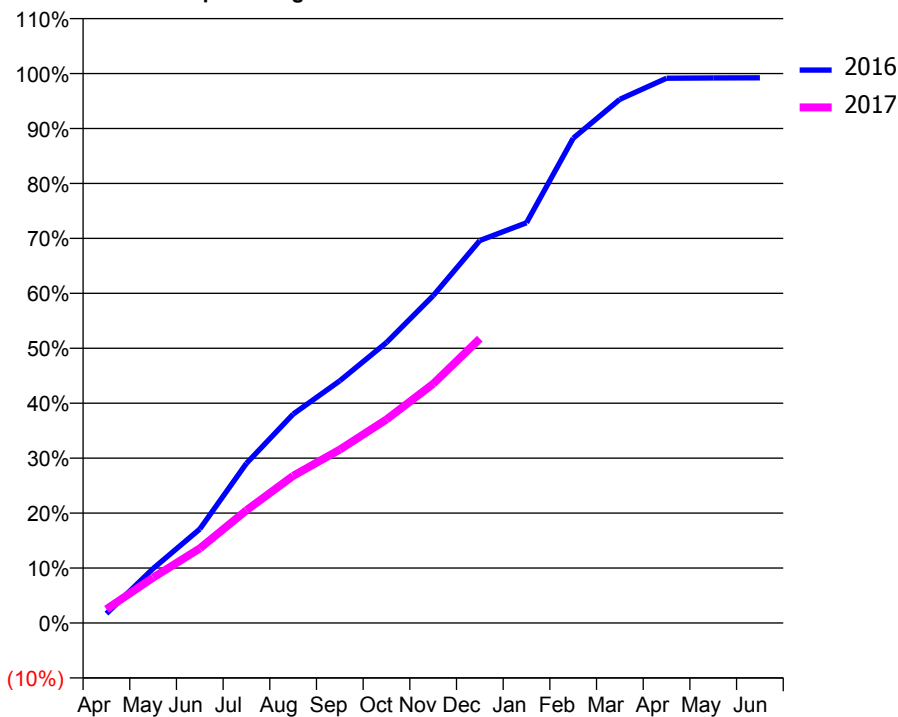
ACCESS*

Patients seen in 24 months	Total	Change since previous quarter
Quarter ending December 2015	4,909	
Quarter ending March 2016	5,057	↑
Quarter ending June 2016	5,160	↑
Quarter ending September 2016	5,109	→
Quarter ending December 2016	5,054	↓
Variance since December 2015	3.0%	↑



ACTIVITY

Cumulative percentage of contracted UDA delivered 2016 & 2017



Month	Adjusted Scheduled Activity (UDA)	
	2016	2017
April	248	408
May	1,439	1,338
June	2,478	2,195
July	4,213	3,318
August	5,513	4,330
September	6,392	5,104
October	7,403	5,991
November	8,636	7,038
December	10,094	8,369
January	10,561	
February	12,792	
March	13,820	
April	14,374	
May	14,384	
June	14,386	

QUALITY

	Quantity	Base Number	Contract	AT	Region	England
% of FP17s for the same patient ID Re-attending within 3 months - Children	79	957	8.3%	11.3%	12.1%	12.4%
% of FP17s for the same patient ID Re-attending within 3 months - Adults	515	3,997	12.9%	15.1%	15.9%	16.6%
% of FP17s for the same patient ID Re-attending between 3 & 9 months - Children	510	957	53.3%	58.7%	58.6%	57.5%
% of FP17s for the same patient ID Re-attending between 3 & 9 months - Adults	2,366	3,997	59.2%	49.8%	51.5%	50.4%
% of FP17s for Band 1 Urgent Courses	365	4,677	7.8%	9.5%	8.0%	9.1%
% of FP17s Relating to Free Repair or Replacements	11	4,677	0.2%	0.9%	0.8%	0.8%
% of FP17s Relating to Continuations	14	4,677	0.3%	1.3%	1.2%	1.3%
% of Patients satisfied with the dentistry they have received	4	6	N/A	92.0%	92.8%	92.7%
% of Patients satisfied with the time they had to wait for an appointment	6	6	N/A	86.7%	89.2%	88.8%

* This is based on patients treated on this contract for their most recent course of treatment. Figures in italics indicate the base number of FP17s or Patient Questionnaire responses are less than 100. N/A is shown where the base number of responses is less than 10 during the period. % is calculated as Quantity/Base number*100

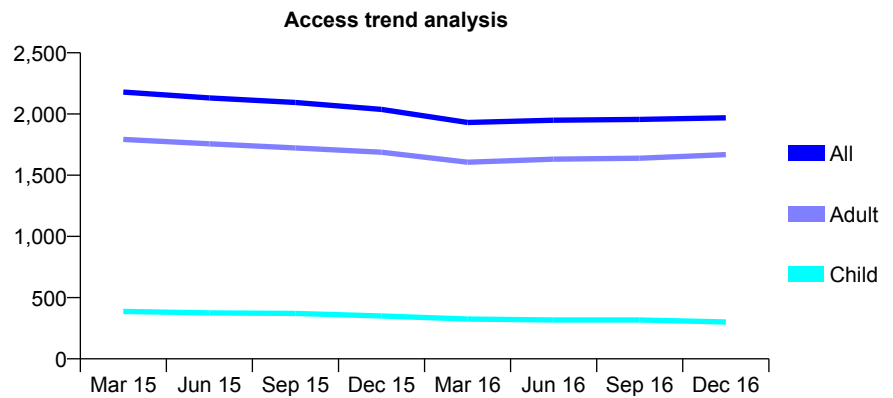
Q56 - Vital Signs At a Glance Contract Report for 105090/0001 - December 2016

Name or company name	Mr Azad Eyrumlu and Mr M Eyrumlu
Contract type name	GDS Contract
Purpose of contract	General
Contract start date	05/02/2013
Contract end date	

16/17 Contracted general activity (UDA)	7,566
Carry forward general activity (UDA)	143
16/17 Contracted orthodontic activity (UOA)	0
Carry forward orthodontic activity (UOA)	0
Baseline contract value	£179,453.76

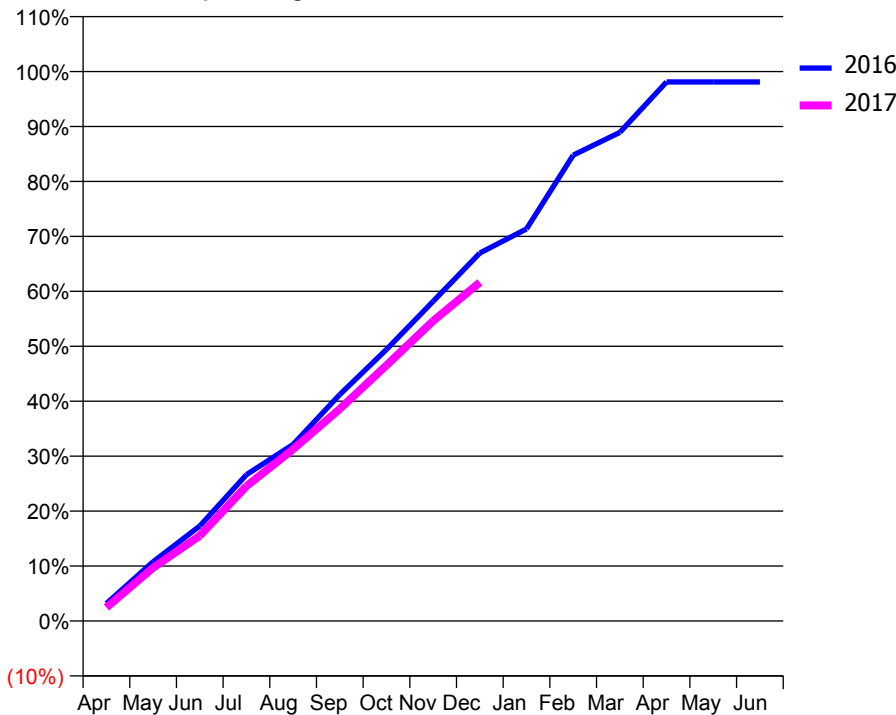
ACCESS*

Patients seen in 24 months	Total	Change since previous quarter
Quarter ending December 2015	2,038	
Quarter ending March 2016	1,931	↓
Quarter ending June 2016	1,949	→
Quarter ending September 2016	1,956	→
Quarter ending December 2016	1,969	→
Variance since December 2015	(3.4%)	↓



ACTIVITY

Cumulative percentage of contracted UDA delivered 2016 & 2017



Month	Adjusted Scheduled Activity (UDA)	
	2016	2017
April	241	187
May	816	733
June	1,308	1,173
July	2,014	1,857
August	2,431	2,365
September	3,118	2,921
October	3,739	3,520
November	4,402	4,132
December	5,067	4,662
January	5,398	
February	6,415	
March	6,727	
April	7,423	
May	7,423	
June	7,423	

QUALITY

	Quantity	Base Number	Contract	AT	Region	England
% of FP17s for the same patient ID Re-attending within 3 months - Children	21	366	5.7%	11.3%	12.1%	12.4%
% of FP17s for the same patient ID Re-attending within 3 months - Adults	255	1,751	14.6%	15.1%	15.9%	16.6%
% of FP17s for the same patient ID Re-attending between 3 & 9 months - Children	204	366	55.7%	58.7%	58.6%	57.5%
% of FP17s for the same patient ID Re-attending between 3 & 9 months - Adults	740	1,751	42.3%	49.8%	51.5%	50.4%
% of FP17s for Band 1 Urgent Courses	247	1,897	13.0%	9.5%	8.0%	9.1%
% of FP17s Relating to Free Repair or Replacements	29	1,897	1.5%	0.9%	0.8%	0.8%
% of FP17s Relating to Continuations	43	1,897	2.3%	1.3%	1.2%	1.3%
% of Patients satisfied with the dentistry they have received	2	2	N/A	92.0%	92.8%	92.7%
% of Patients satisfied with the time they had to wait for an appointment	2	2	N/A	86.7%	89.2%	88.8%

* This is based on patients treated on this contract for their most recent course of treatment. Figures in italics indicate the base number of FP17s or Patient Questionnaire responses are less than 100. N/A is shown where the base number of responses is less than 10 during the period. % is calculated as Quantity/Base number*100

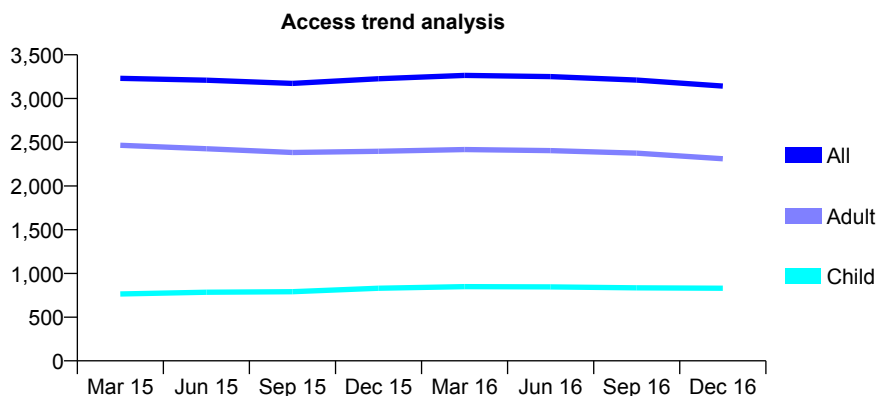
Q56 - Vital Signs At a Glance Contract Report for 105171/0001 - December 2016

Name or company name	Gentle Dental Practices Ltd
Contract type name	GDS Contract
Purpose of contract	General and Orthodontic
Contract start date	01/06/2010
Contract end date	

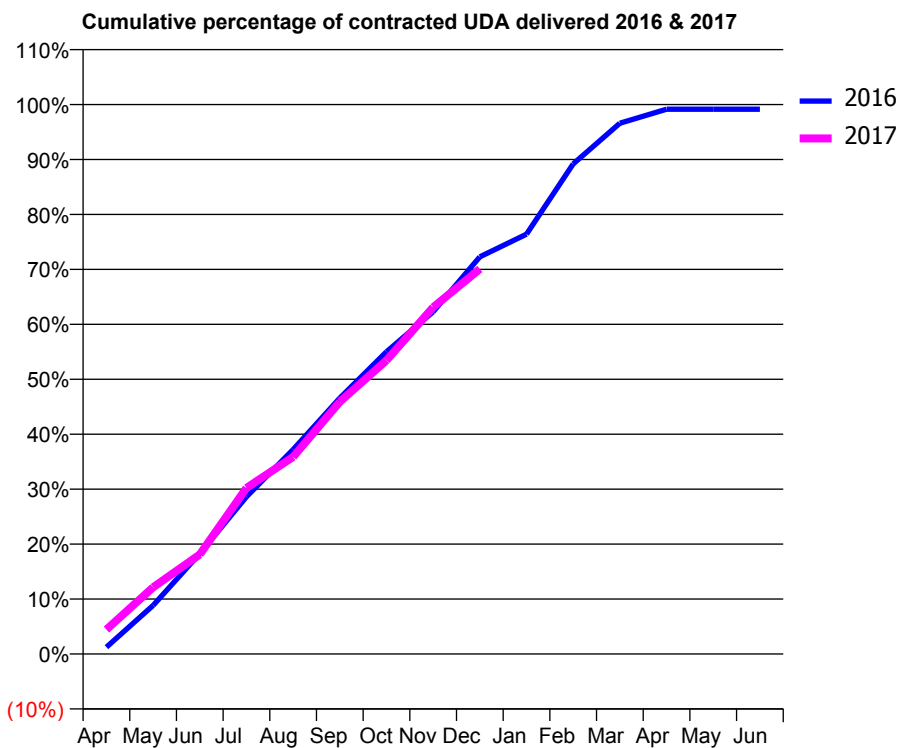
16/17 Contracted general activity (UDA)	11,416
Carry forward general activity (UDA)	97
16/17 Contracted orthodontic activity (UOA)	1,260
Carry forward orthodontic activity (UOA)	-1
Baseline contract value	£349,807.19

ACCESS*

Patients seen in 24 months	Total	Change since previous quarter
Quarter ending December 2015	3,227	
Quarter ending March 2016	3,265	→
Quarter ending June 2016	3,250	→
Quarter ending September 2016	3,211	↓
Quarter ending December 2016	3,142	↓
Variance since December 2015	(2.6%)	↓



ACTIVITY



Month	Adjusted Scheduled Activity (UDA)	
	2016	2017
April	142	508
May	1,010	1,387
June	2,088	2,068
July	3,268	3,452
August	4,247	4,095
September	5,318	5,239
October	6,279	6,102
November	7,109	7,205
December	8,252	8,001
January	8,724	
February	10,183	
March	11,028	
April	11,319	
May	11,319	
June	11,319	

QUALITY

	Quantity	Base Number	Contract	AT	Region	England
% of FP17s for the same patient ID Re-attending within 3 months - Children	124	1,124	11.0%	11.3%	12.1%	12.4%
% of FP17s for the same patient ID Re-attending within 3 months - Adults	425	2,680	15.9%	15.1%	15.9%	16.6%
% of FP17s for the same patient ID Re-attending between 3 & 9 months - Children	648	1,124	57.7%	58.7%	58.6%	57.5%
% of FP17s for the same patient ID Re-attending between 3 & 9 months - Adults	1,364	2,680	50.9%	49.8%	51.5%	50.4%
% of FP17s for Band 1 Urgent Courses	213	3,537	6.0%	9.5%	8.0%	9.1%
% of FP17s Relating to Free Repair or Replacements	33	3,537	0.9%	0.9%	0.8%	0.8%
% of FP17s Relating to Continuations	12	3,537	0.3%	1.3%	1.2%	1.3%
% of Patients satisfied with the dentistry they have received	4	5	N/A	92.0%	92.8%	92.7%
% of Patients satisfied with the time they had to wait for an appointment	3	5	N/A	86.7%	89.2%	88.8%

* This is based on patients treated on this contract for their most recent course of treatment. Figures in italics indicate the base number of FP17s or Patient Questionnaire responses are less than 100. N/A is shown where the base number of responses is less than 10 during the period. % is calculated as Quantity/Base number*100

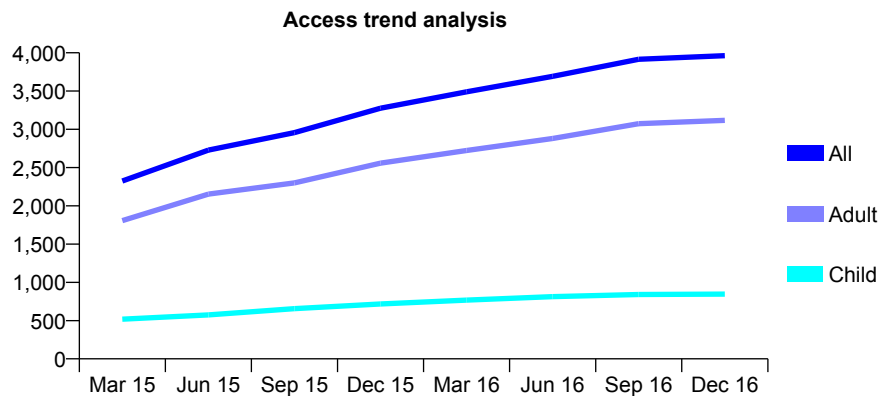
Q56 - Vital Signs At a Glance Contract Report for 105996/0001 - December 2016

Name or company name	Dr A Monzavi Tabrizi Dental Practice Limite
Contract type name	GDS Contract
Purpose of contract	General
Contract start date	01/07/2014
Contract end date	

16/17 Contracted general activity (UDA)	12,090
Carry forward general activity (UDA)	0
16/17 Contracted orthodontic activity (UOA)	0
Carry forward orthodontic activity (UOA)	0
Baseline contract value	£292,643.43

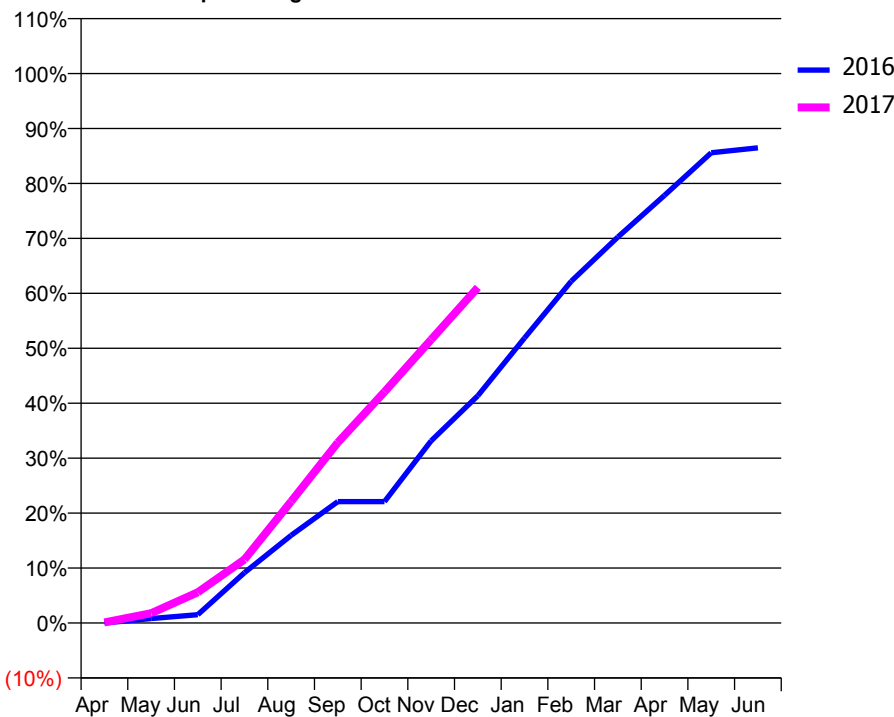
ACCESS*

Patients seen in 24 months	Total	Change since previous quarter
Quarter ending December 2015	3,275	
Quarter ending March 2016	3,491	↑
Quarter ending June 2016	3,693	↑
Quarter ending September 2016	3,915	↑
Quarter ending December 2016	3,963	→
Variance since December 2015	21.0%	↑



ACTIVITY

Cumulative percentage of contracted UDA delivered 2016 & 2017



Month	Adjusted Scheduled Activity (UDA)	
	2016	2017
April	2	13
May	95	217
June	180	676
July	1,082	1,399
August	1,887	2,675
September	2,613	3,971
October	2,613	5,085
November	3,923	6,236
December	4,892	7,384
January	6,135	
February	7,353	
March	8,307	
April	9,204	
May	10,120	
June	10,227	

QUALITY

	Quantity	Base Number	Contract	AT	Region	England
% of FP17s for the same patient ID Re-attending within 3 months - Children	78	833	9.4%	11.3%	12.1%	12.4%
% of FP17s for the same patient ID Re-attending within 3 months - Adults	547	3,328	16.4%	15.1%	15.9%	16.6%
% of FP17s for the same patient ID Re-attending between 3 & 9 months - Children	370	833	44.4%	58.7%	58.6%	57.5%
% of FP17s for the same patient ID Re-attending between 3 & 9 months - Adults	1,532	3,328	46.0%	49.8%	51.5%	50.4%
% of FP17s for Band 1 Urgent Courses	599	3,345	17.9%	9.5%	8.0%	9.1%
% of FP17s Relating to Free Repair or Replacements	7	3,345	0.2%	0.9%	0.8%	0.8%
% of FP17s Relating to Continuations	7	3,345	0.2%	1.3%	1.2%	1.3%
% of Patients satisfied with the dentistry they have received	0	0	N/A	92.0%	92.8%	92.7%
% of Patients satisfied with the time they had to wait for an appointment	0	0	N/A	86.7%	89.2%	88.8%

* This is based on patients treated on this contract for their most recent course of treatment. Figures in italics indicate the base number of FP17s or Patient Questionnaire responses are less than 100. N/A is shown where the base number of responses is less than 10 during the period. % is calculated as Quantity/Base number*100

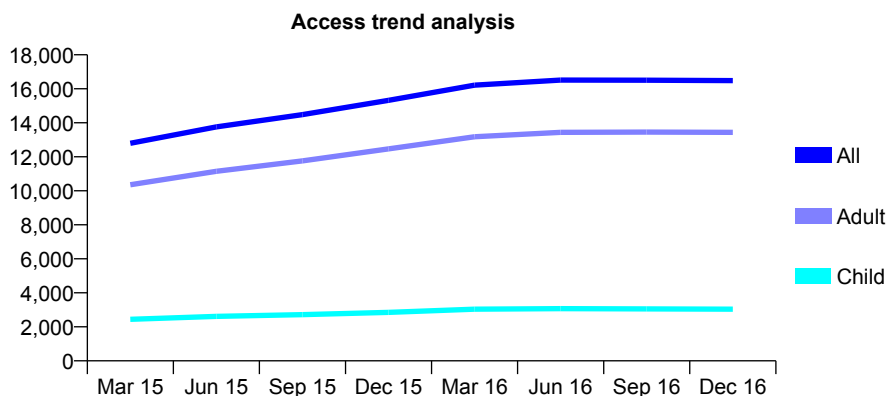
Q56 - Vital Signs At a Glance Contract Report for 106275/0001 - December 2016

Name or company name	Dr P Vaid, S Radia and S Shah
Contract type name	GDS Contract
Purpose of contract	General
Contract start date	01/04/2014
Contract end date	

16/17 Contracted general activity (UDA)	48,426
Carry forward general activity (UDA)	1,533
16/17 Contracted orthodontic activity (UOA)	0
Carry forward orthodontic activity (UOA)	0
Baseline contract value	£1,028,411.23

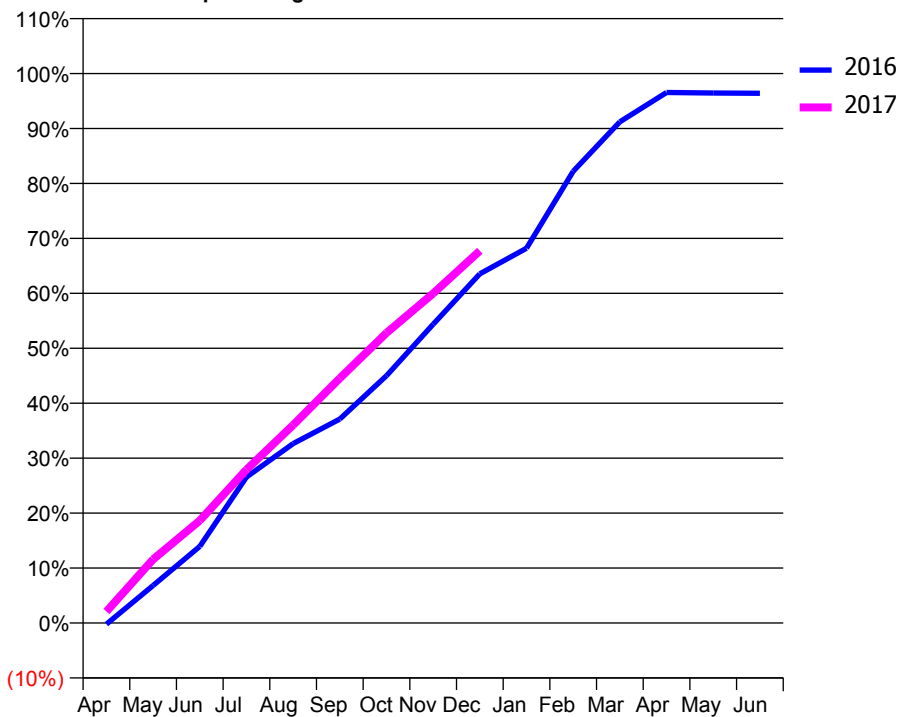
ACCESS*

Patients seen in 24 months	Total	Change since previous quarter
Quarter ending December 2015	15,318	
Quarter ending March 2016	16,216	↑
Quarter ending June 2016	16,510	→
Quarter ending September 2016	16,505	→
Quarter ending December 2016	16,485	→
Variance since December 2015	7.6%	↑



ACTIVITY

Cumulative percentage of contracted UDA delivered 2016 & 2017



Month	Adjusted Scheduled Activity (UDA)	
	2016	2017
April	-122	1,017
May	3,727	5,608
June	7,601	9,031
July	14,486	13,524
August	17,814	17,447
September	20,248	21,565
October	24,550	25,561
November	29,665	29,042
December	34,660	32,809
January	37,202	
February	44,846	
March	49,752	
April	52,673	
May	52,616	
June	52,592	

QUALITY

	Quantity	Base Number	Contract	AT	Region	England
% of FP17s for the same patient ID Re-attending within 3 months - Children	450	3,522	12.8%	11.3%	12.1%	12.4%
% of FP17s for the same patient ID Re-attending within 3 months - Adults	2,884	15,226	18.9%	15.1%	15.9%	16.6%
% of FP17s for the same patient ID Re-attending between 3 & 9 months - Children	2,108	3,522	59.9%	58.7%	58.6%	57.5%
% of FP17s for the same patient ID Re-attending between 3 & 9 months - Adults	8,562	15,226	56.2%	49.8%	51.5%	50.4%
% of FP17s for Band 1 Urgent Courses	2,298	17,505	13.1%	9.5%	8.0%	9.1%
% of FP17s Relating to Free Repair or Replacements	476	17,505	2.7%	0.9%	0.8%	0.8%
% of FP17s Relating to Continuations	135	17,505	0.8%	1.3%	1.2%	1.3%
% of Patients satisfied with the dentistry they have received	24	27	88.9%	92.0%	92.8%	92.7%
% of Patients satisfied with the time they had to wait for an appointment	23	27	85.2%	86.7%	89.2%	88.8%

* This is based on patients treated on this contract for their most recent course of treatment. Figures in italics indicate the base number of FP17s or Patient Questionnaire responses are less than 100. N/A is shown where the base number of responses is less than 10 during the period. % is calculated as Quantity/Base number*100

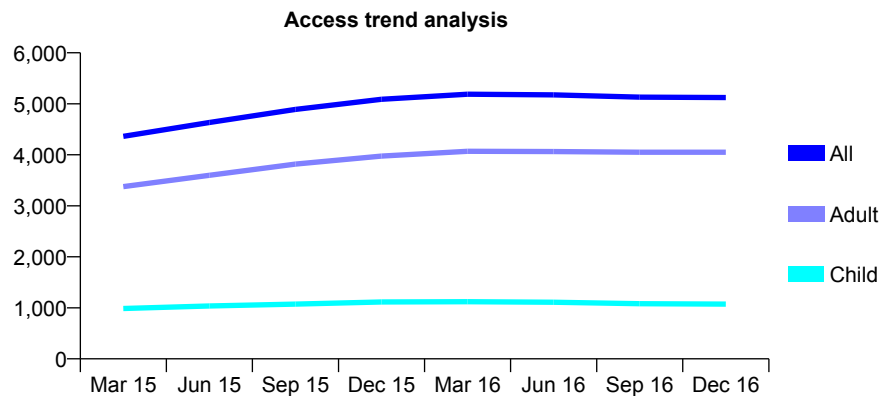
Q56 - Vital Signs At a Glance Contract Report for 106941/0001 - December 2016

Name or company name	Perfect Smile Clinic Limited
Contract type name	GDS Contract
Purpose of contract	General
Contract start date	01/03/2014
Contract end date	

16/17 Contracted general activity (UDA)	17,380
Carry forward general activity (UDA)	-255
16/17 Contracted orthodontic activity (UOA)	0
Carry forward orthodontic activity (UOA)	0
Baseline contract value	£400,698.32

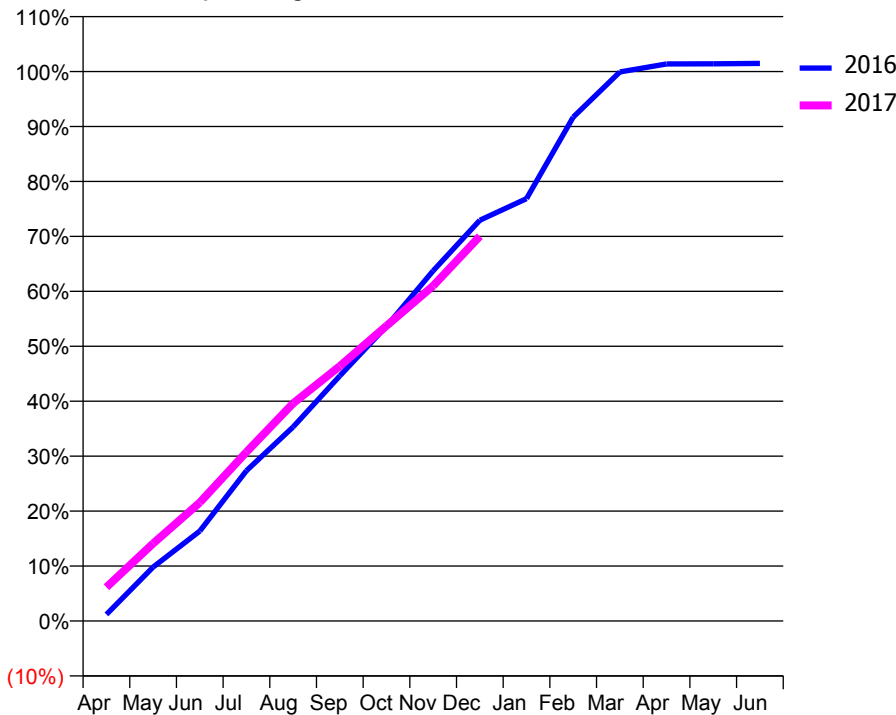
ACCESS*

Patients seen in 24 months	Total	Change since previous quarter
Quarter ending December 2015	5,089	
Quarter ending March 2016	5,189	→
Quarter ending June 2016	5,174	→
Quarter ending September 2016	5,132	→
Quarter ending December 2016	5,123	→
Variance since December 2015	0.7%	→



ACTIVITY

Cumulative percentage of contracted UDA delivered 2016 & 2017



Month	Adjusted Scheduled Activity (UDA)	
	2016	2017
April	208	1,068
May	1,704	2,451
June	2,844	3,749
July	4,754	5,347
August	6,138	6,884
September	7,756	8,063
October	9,324	9,334
November	11,079	10,600
December	12,675	12,170
January	13,360	
February	15,934	
March	17,368	
April	17,620	
May	17,622	
June	17,635	

QUALITY

	Quantity	Base Number	Contract	AT	Region	England
% of FP17s for the same patient ID Re-attending within 3 months - Children	90	1,283	7.0%	11.3%	12.1%	12.4%
% of FP17s for the same patient ID Re-attending within 3 months - Adults	712	4,622	15.4%	15.1%	15.9%	16.6%
% of FP17s for the same patient ID Re-attending between 3 & 9 months - Children	831	1,283	64.8%	58.7%	58.6%	57.5%
% of FP17s for the same patient ID Re-attending between 3 & 9 months - Adults	2,802	4,622	60.6%	49.8%	51.5%	50.4%
% of FP17s for Band 1 Urgent Courses	471	5,769	8.2%	9.5%	8.0%	9.1%
% of FP17s Relating to Free Repair or Replacements	59	5,769	1.0%	0.9%	0.8%	0.8%
% of FP17s Relating to Continuations	54	5,769	0.9%	1.3%	1.2%	1.3%
% of Patients satisfied with the dentistry they have received	6	7	N/A	92.0%	92.8%	92.7%
% of Patients satisfied with the time they had to wait for an appointment	7	7	N/A	86.7%	89.2%	88.8%

* This is based on patients treated on this contract for their most recent course of treatment. Figures in italics indicate the base number of FP17s or Patient Questionnaire responses are less than 100. N/A is shown where the base number of responses is less than 10 during the period. % is calculated as Quantity/Base number*100

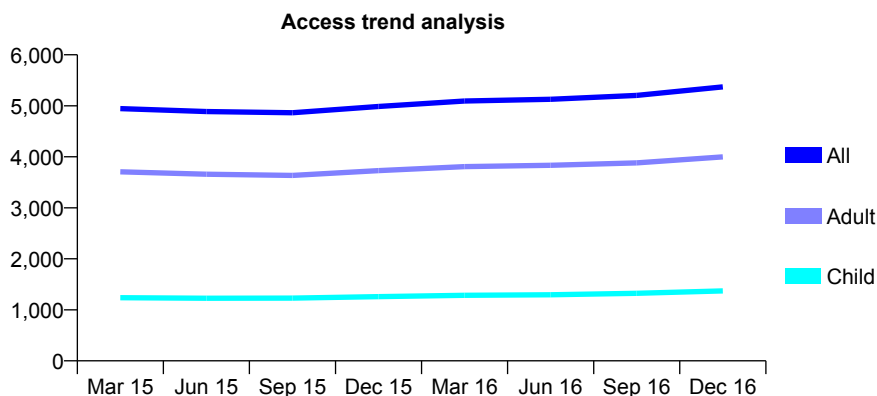
Q56 - Vital Signs At a Glance Contract Report for 109142/0001 - December 2016

Name or company name	Littleport Dental Practice
Contract type name	GDS Contract
Purpose of contract	General
Contract start date	02/07/2012
Contract end date	

16/17 Contracted general activity (UDA)	14,288
Carry forward general activity (UDA)	-28
16/17 Contracted orthodontic activity (UOA)	0
Carry forward orthodontic activity (UOA)	0
Baseline contract value	£357,745.09

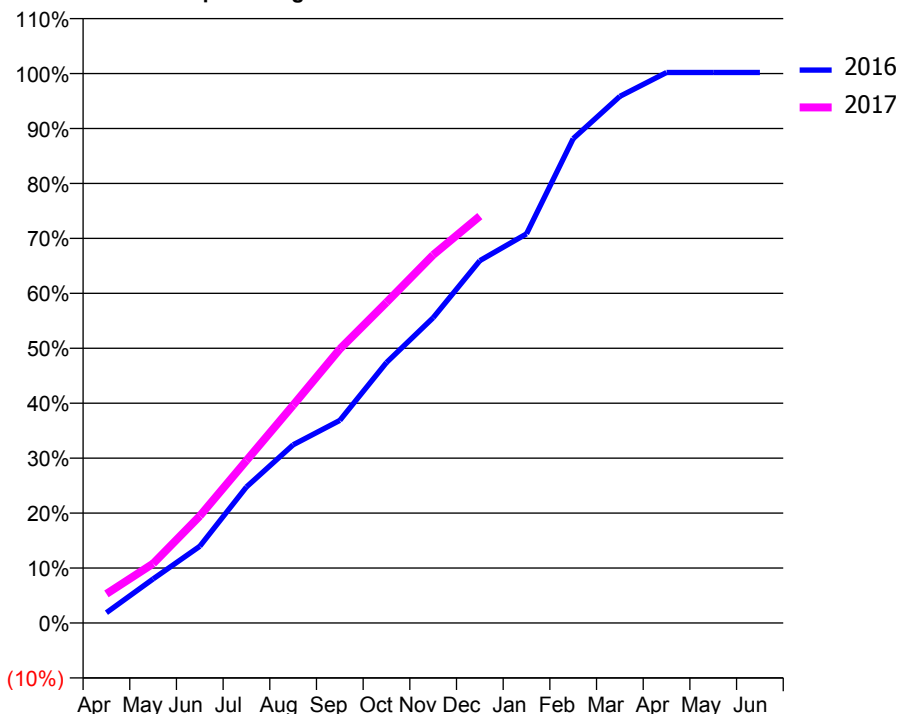
ACCESS*

Patients seen in 24 months	Total	Change since previous quarter
Quarter ending December 2015	4,988	
Quarter ending March 2016	5,094	↑
Quarter ending June 2016	5,128	→
Quarter ending September 2016	5,204	→
Quarter ending December 2016	5,370	↑
Variance since December 2015	7.7%	↑



ACTIVITY

Cumulative percentage of contracted UDA delivered 2016 & 2017



Month	Adjusted Scheduled Activity (UDA)	
	2016	2017
April	270	757
May	1,144	1,546
June	1,996	2,782
July	3,540	4,226
August	4,633	5,664
September	5,270	7,124
October	6,773	8,335
November	7,939	9,572
December	9,422	10,582
January	10,118	
February	12,596	
March	13,693	
April	14,316	
May	14,316	
June	14,316	

QUALITY

	Quantity	Base Number	Contract	AT	Region	England
% of FP17s for the same patient ID Re-attending within 3 months - Children	147	1,756	8.4%	11.3%	12.1%	12.4%
% of FP17s for the same patient ID Re-attending within 3 months - Adults	718	4,659	15.4%	15.1%	15.9%	16.6%
% of FP17s for the same patient ID Re-attending between 3 & 9 months - Children	1,156	1,756	65.8%	58.7%	58.6%	57.5%
% of FP17s for the same patient ID Re-attending between 3 & 9 months - Adults	2,496	4,659	53.6%	49.8%	51.5%	50.4%
% of FP17s for Band 1 Urgent Courses	384	5,445	7.1%	9.5%	8.0%	9.1%
% of FP17s Relating to Free Repair or Replacements	32	5,445	0.6%	0.9%	0.8%	0.8%
% of FP17s Relating to Continuations	44	5,445	0.8%	1.3%	1.2%	1.3%
% of Patients satisfied with the dentistry they have received	3	4	N/A	92.0%	92.8%	92.7%
% of Patients satisfied with the time they had to wait for an appointment	4	4	N/A	86.7%	89.2%	88.8%

* This is based on patients treated on this contract for their most recent course of treatment. Figures in italics indicate the base number of FP17s or Patient Questionnaire responses are less than 100. N/A is shown where the base number of responses is less than 10 during the period. % is calculated as Quantity/Base number*100

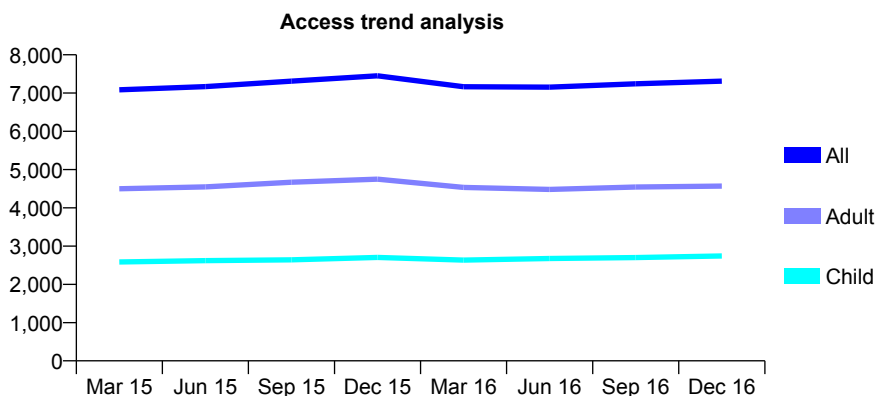
Q56 - Vital Signs At a Glance Contract Report for 109487/0001 - December 2016

Name or company name	Cambourne Dental Practice
Contract type name	GDS Contract
Purpose of contract	General
Contract start date	08/04/2011
Contract end date	

16/17 Contracted general activity (UDA)	17,913
Carry forward general activity (UDA)	165
16/17 Contracted orthodontic activity (UOA)	0
Carry forward orthodontic activity (UOA)	0
Baseline contract value	£524,552.55

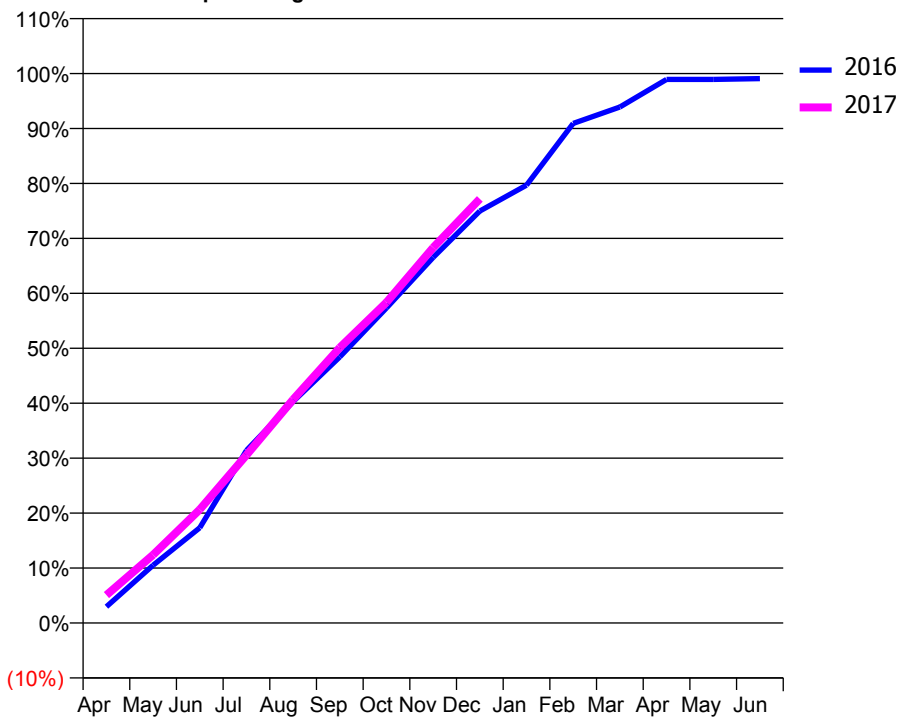
ACCESS*

Patients seen in 24 months	Total	Change since previous quarter
Quarter ending December 2015	7,451	
Quarter ending March 2016	7,164	↓
Quarter ending June 2016	7,154	→
Quarter ending September 2016	7,243	→
Quarter ending December 2016	7,310	→
Variance since December 2015	(1.9%)	↓



ACTIVITY

Cumulative percentage of contracted UDA delivered 2016 & 2017



Month	Adjusted Scheduled Activity (UDA)	
	2016	2017
April	533	911
May	1,886	2,224
June	3,108	3,700
July	5,629	5,476
August	7,220	7,287
September	8,675	8,977
October	10,268	10,452
November	11,915	12,237
December	13,430	13,823
January	14,275	
February	16,285	
March	16,822	
April	17,722	
May	17,719	
June	17,748	

QUALITY

	Quantity	Base Number	Contract	AT	Region	England
% of FP17s for the same patient ID Re-attending within 3 months - Children	182	3,310	5.5%	11.3%	12.1%	12.4%
% of FP17s for the same patient ID Re-attending within 3 months - Adults	523	4,915	10.6%	15.1%	15.9%	16.6%
% of FP17s for the same patient ID Re-attending between 3 & 9 months - Children	2,068	3,310	62.5%	58.7%	58.6%	57.5%
% of FP17s for the same patient ID Re-attending between 3 & 9 months - Adults	2,810	4,915	57.2%	49.8%	51.5%	50.4%
% of FP17s for Band 1 Urgent Courses	467	7,735	6.0%	9.5%	8.0%	9.1%
% of FP17s Relating to Free Repair or Replacements	43	7,735	0.6%	0.9%	0.8%	0.8%
% of FP17s Relating to Continuations	106	7,735	1.4%	1.3%	1.2%	1.3%
% of Patients satisfied with the dentistry they have received	12	13	92.3%	92.0%	92.8%	92.7%
% of Patients satisfied with the time they had to wait for an appointment	8	13	61.5%	86.7%	89.2%	88.8%

* This is based on patients treated on this contract for their most recent course of treatment. Figures in italics indicate the base number of FP17s or Patient Questionnaire responses are less than 100. N/A is shown where the base number of responses is less than 10 during the period. % is calculated as Quantity/Base number*100

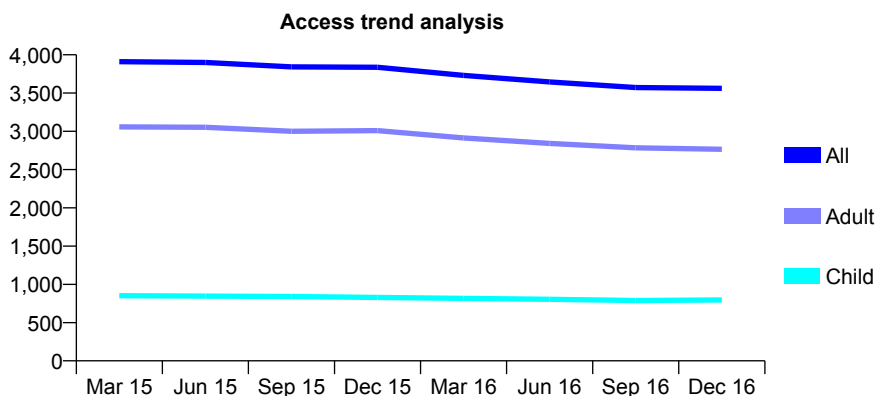
Q56 - Vital Signs At a Glance Contract Report for 110655/0001 - December 2016

Name or company name	The Toothplace Dental Surgery
Contract type name	GDS Contract
Purpose of contract	General
Contract start date	01/09/2010
Contract end date	

16/17 Contracted general activity (UDA)	13,533
Carry forward general activity (UDA)	-179
16/17 Contracted orthodontic activity (UOA)	0
Carry forward orthodontic activity (UOA)	0
Baseline contract value	£338,261.77

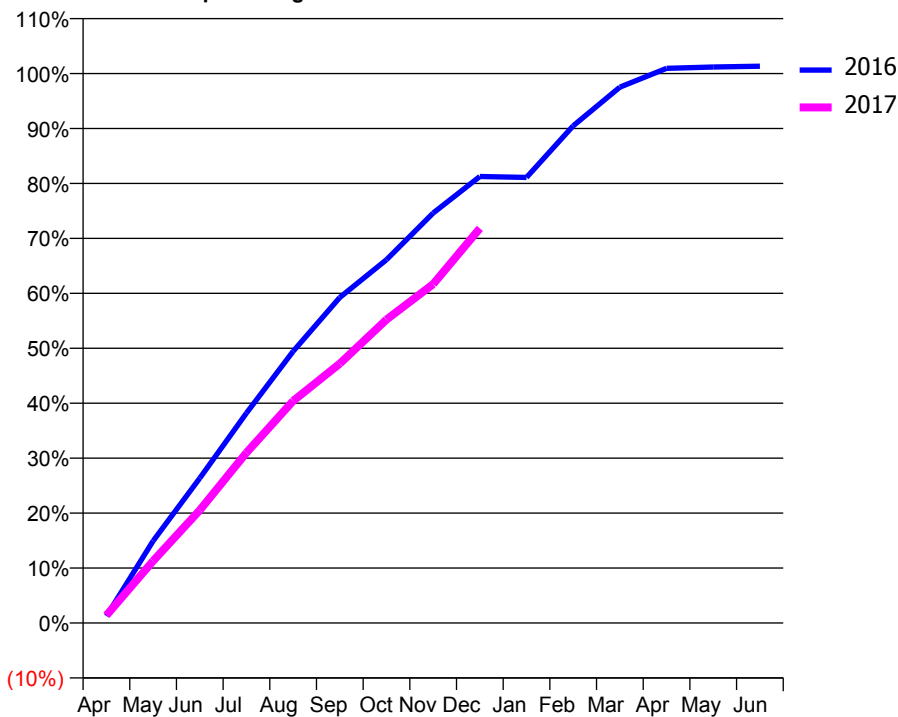
ACCESS*

Patients seen in 24 months	Total	Change since previous quarter
Quarter ending December 2015	3,837	
Quarter ending March 2016	3,731	↓
Quarter ending June 2016	3,645	↓
Quarter ending September 2016	3,572	↓
Quarter ending December 2016	3,561	→
Variance since December 2015	(7.2%)	↓



ACTIVITY

Cumulative percentage of contracted UDA delivered 2016 & 2017



Month	Adjusted Scheduled Activity (UDA)	
	2016	2017
April	171	188
May	2,022	1,528
June	3,569	2,781
July	5,172	4,197
August	6,693	5,470
September	8,018	6,388
October	8,948	7,472
November	10,096	8,346
December	10,997	9,720
January	10,974	
February	12,244	
March	13,197	
April	13,659	
May	13,693	
June	13,712	

QUALITY

	Quantity	Base Number	Contract	AT	Region	England
% of FP17s for the same patient ID Re-attending within 3 months - Children	72	948	7.6%	11.3%	12.1%	12.4%
% of FP17s for the same patient ID Re-attending within 3 months - Adults	284	2,979	9.5%	15.1%	15.9%	16.6%
% of FP17s for the same patient ID Re-attending between 3 & 9 months - Children	583	948	61.5%	58.7%	58.6%	57.5%
% of FP17s for the same patient ID Re-attending between 3 & 9 months - Adults	1,817	2,979	61.0%	49.8%	51.5%	50.4%
% of FP17s for Band 1 Urgent Courses	94	3,610	2.6%	9.5%	8.0%	9.1%
% of FP17s Relating to Free Repair or Replacements	28	3,610	0.8%	0.9%	0.8%	0.8%
% of FP17s Relating to Continuations	40	3,610	1.1%	1.3%	1.2%	1.3%
% of Patients satisfied with the dentistry they have received	2	2	N/A	92.0%	92.8%	92.7%
% of Patients satisfied with the time they had to wait for an appointment	2	2	N/A	86.7%	89.2%	88.8%

* This is based on patients treated on this contract for their most recent course of treatment. Figures in italics indicate the base number of FP17s or Patient Questionnaire responses are less than 100. N/A is shown where the base number of responses is less than 10 during the period. % is calculated as Quantity/Base number*100

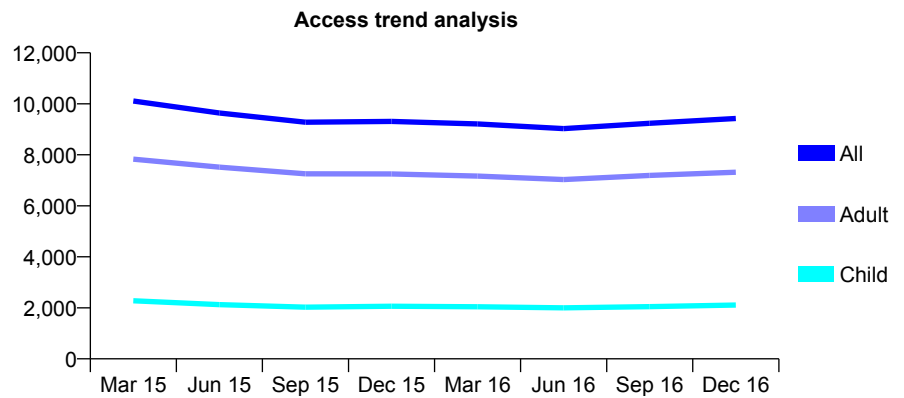
Q56 - Vital Signs At a Glance Contract Report for 110817/0001 - December 2016

Name or company name	95 Lincoln Road
Contract type name	GDS Contract
Purpose of contract	General
Contract start date	01/04/2009
Contract end date	

16/17 Contracted general activity (UDA)	26,775
Carry forward general activity (UDA)	0
16/17 Contracted orthodontic activity (UOA)	0
Carry forward orthodontic activity (UOA)	0
Baseline contract value	£613,061.72

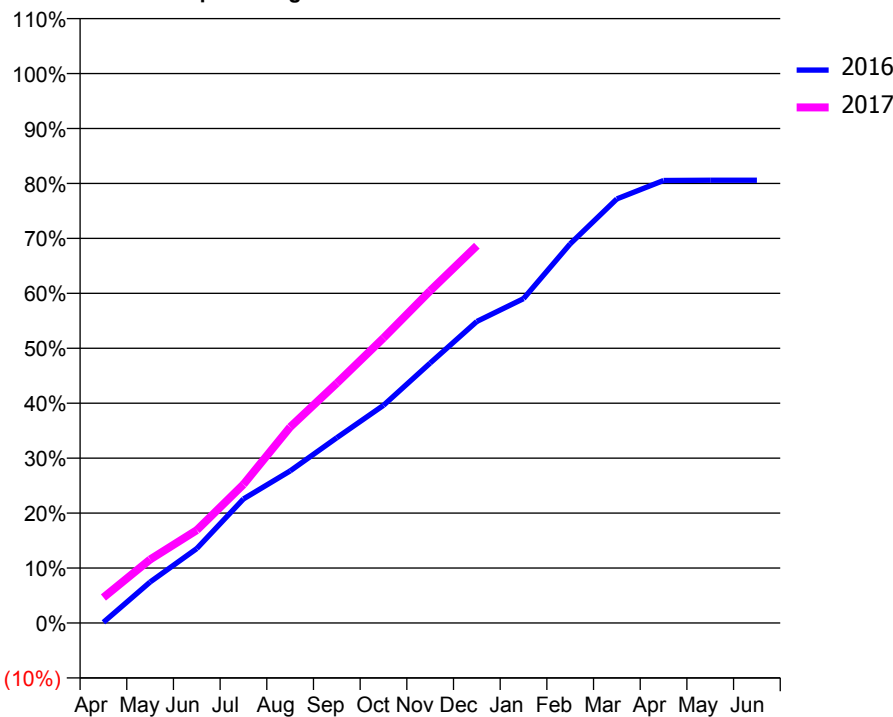
ACCESS*

Patients seen in 24 months	Total	Change since previous quarter
Quarter ending December 2015	9,311	
Quarter ending March 2016	9,209	↓
Quarter ending June 2016	9,028	↓
Quarter ending September 2016	9,235	↑
Quarter ending December 2016	9,427	↑
Variance since December 2015	1.2%	→



ACTIVITY

Cumulative percentage of contracted UDA delivered 2016 & 2017



Month	Adjusted Scheduled Activity (UDA)	
	2016	2017
April	36	1,244
May	1,999	3,094
June	3,631	4,527
July	6,048	6,755
August	7,411	9,545
September	9,030	11,684
October	10,609	13,886
November	12,667	16,188
December	14,691	18,385
January	15,807	
February	18,474	
March	20,663	
April	21,562	
May	21,576	
June	21,576	

QUALITY

	Quantity	Base Number	Contract	AT	Region	England
% of FP17s for the same patient ID Re-attending within 3 months - Children	125	2,319	5.4%	11.3%	12.1%	12.4%
% of FP17s for the same patient ID Re-attending within 3 months - Adults	802	7,861	10.2%	15.1%	15.9%	16.6%
% of FP17s for the same patient ID Re-attending between 3 & 9 months - Children	1,116	2,319	48.1%	58.7%	58.6%	57.5%
% of FP17s for the same patient ID Re-attending between 3 & 9 months - Adults	3,948	7,861	50.2%	49.8%	51.5%	50.4%
% of FP17s for Band 1 Urgent Courses	606	9,749	6.2%	9.5%	8.0%	9.1%
% of FP17s Relating to Free Repair or Replacements	45	9,749	0.5%	0.9%	0.8%	0.8%
% of FP17s Relating to Continuations	107	9,749	1.1%	1.3%	1.2%	1.3%
% of Patients satisfied with the dentistry they have received	12	13	92.3%	92.0%	92.8%	92.7%
% of Patients satisfied with the time they had to wait for an appointment	11	13	84.6%	86.7%	89.2%	88.8%

* This is based on patients treated on this contract for their most recent course of treatment. Figures in italics indicate the base number of FP17s or Patient Questionnaire responses are less than 100. N/A is shown where the base number of responses is less than 10 during the period. % is calculated as Quantity/Base number*100

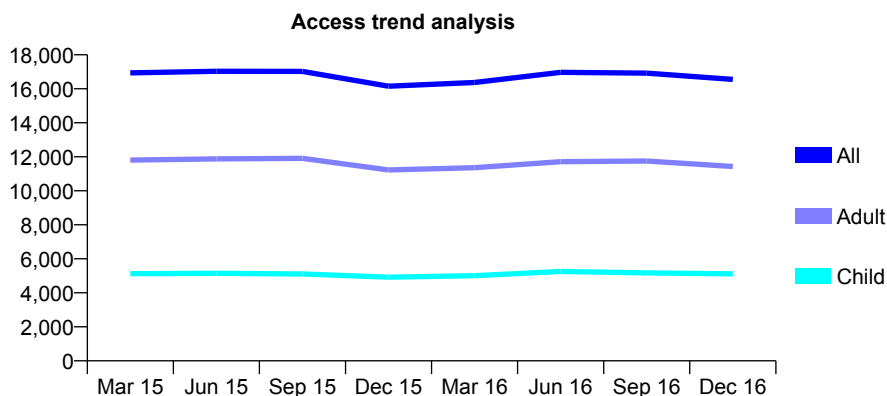
Q56 - Vital Signs At a Glance Contract Report for 110817/0002 - December 2016

Name or company name	95 Lincoln Road
Contract type name	GDS Contract
Purpose of contract	General
Contract start date	01/04/2009
Contract end date	

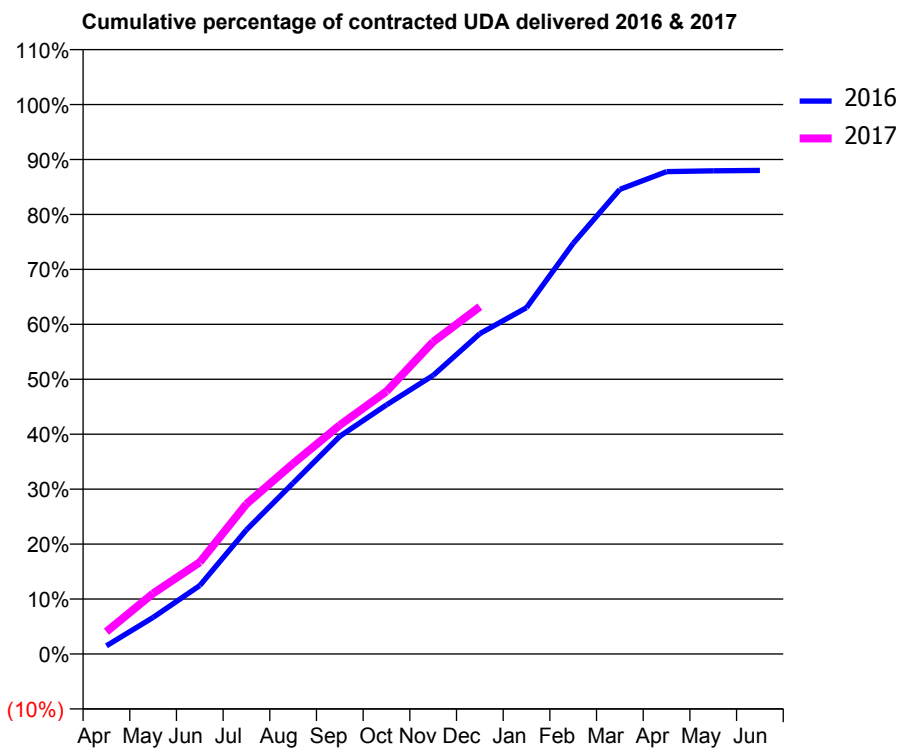
16/17 Contracted general activity (UDA)	49,225
Carry forward general activity (UDA)	0
16/17 Contracted orthodontic activity (UOA)	0
Carry forward orthodontic activity (UOA)	0
Baseline contract value	£1,287,994.46

ACCESS*

Patients seen in 24 months	Total	Change since previous quarter
Quarter ending December 2015	16,152	
Quarter ending March 2016	16,373	→
Quarter ending June 2016	16,966	↑
Quarter ending September 2016	16,925	→
Quarter ending December 2016	16,553	↓
Variance since December 2015	2.5%	↑



ACTIVITY



Month	Adjusted Scheduled Activity (UDA)	
	2016	2017
April	739	1,998
May	3,279	5,431
June	6,131	8,226
July	11,131	13,441
August	15,325	17,063
September	19,501	20,506
October	22,315	23,532
November	24,964	27,968
December	28,697	31,107
January	31,030	
February	36,789	
March	41,626	
April	43,211	
May	43,278	
June	43,318	

QUALITY

	Quantity	Base Number	Contract	AT	Region	England
% of FP17s for the same patient ID Re-attending within 3 months - Children	318	4,350	7.3%	11.3%	12.1%	12.4%
% of FP17s for the same patient ID Re-attending within 3 months - Adults	1,297	9,587	13.5%	15.1%	15.9%	16.6%
% of FP17s for the same patient ID Re-attending between 3 & 9 months - Children	1,395	4,350	32.1%	58.7%	58.6%	57.5%
% of FP17s for the same patient ID Re-attending between 3 & 9 months - Adults	3,386	9,587	35.3%	49.8%	51.5%	50.4%
% of FP17s for Band 1 Urgent Courses	987	12,883	7.7%	9.5%	8.0%	9.1%
% of FP17s Relating to Free Repair or Replacements	65	12,883	0.5%	0.9%	0.8%	0.8%
% of FP17s Relating to Continuations	186	12,883	1.4%	1.3%	1.2%	1.3%
% of Patients satisfied with the dentistry they have received	13	14	92.9%	92.0%	92.8%	92.7%
% of Patients satisfied with the time they had to wait for an appointment	9	14	64.3%	86.7%	89.2%	88.8%

* This is based on patients treated on this contract for their most recent course of treatment. Figures in italics indicate the base number of FP17s or Patient Questionnaire responses are less than 100. N/A is shown where the base number of responses is less than 10 during the period. % is calculated as Quantity/Base number*100

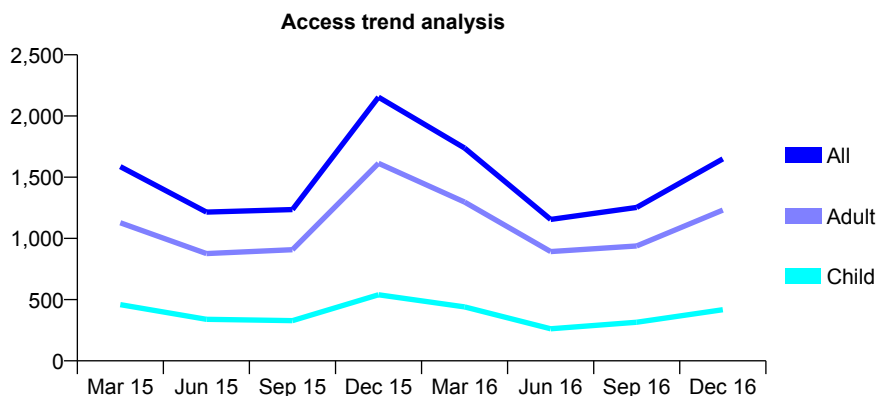
Q56 - Vital Signs At a Glance Contract Report for 110817/0003 - December 2016

Name or company name	95 Lincoln Road
Contract type name	GDS Contract
Purpose of contract	General
Contract start date	01/04/2009
Contract end date	

16/17 Contracted general activity (UDA)	3,813
Carry forward general activity (UDA)	-32
16/17 Contracted orthodontic activity (UOA)	0
Carry forward orthodontic activity (UOA)	0
Baseline contract value	£94,950.52

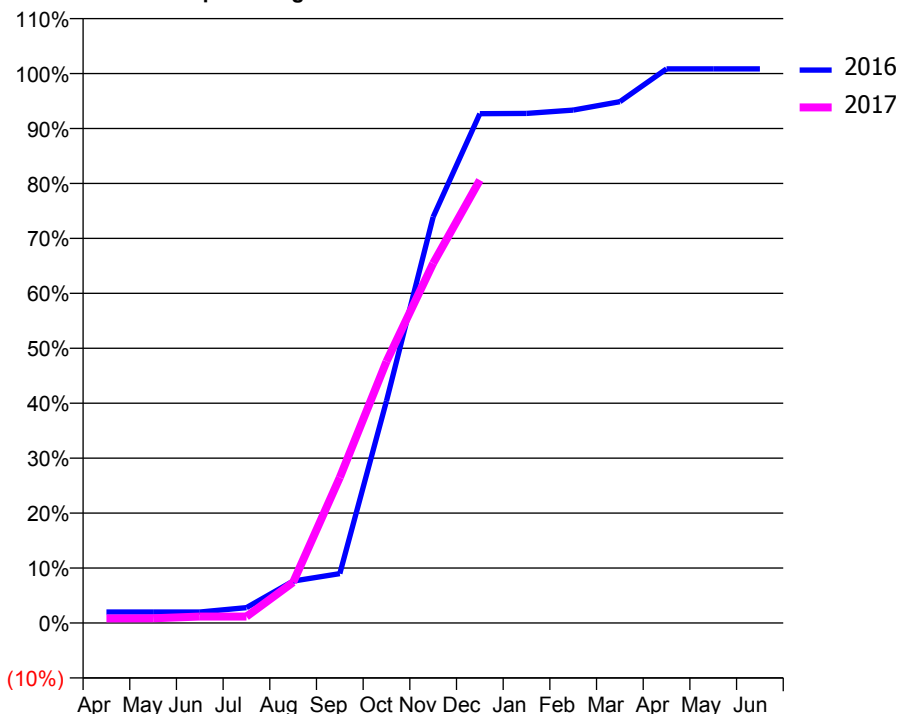
ACCESS*

Patients seen in 24 months	Total	Change since previous quarter
Quarter ending December 2015	2,154	
Quarter ending March 2016	1,738	↓
Quarter ending June 2016	1,155	↓
Quarter ending September 2016	1,253	↑
Quarter ending December 2016	1,650	↑
Variance since December 2015	(23.4%)	↓



ACTIVITY

Cumulative percentage of contracted UDA delivered 2016 & 2017



Month	Adjusted Scheduled Activity (UDA)	
	2016	2017
April	76	32
May	76	33
June	76	45
July	107	45
August	291	283
September	343	1,010
October	1,541	1,815
November	2,818	2,496
December	3,534	3,073
January	3,536	
February	3,560	
March	3,617	
April	3,845	
May	3,845	
June	3,845	

QUALITY

	Quantity	Base Number	Contract	AT	Region	England
% of FP17s for the same patient ID Re-attending within 3 months - Children	3	393	0.8%	11.3%	12.1%	12.4%
% of FP17s for the same patient ID Re-attending within 3 months - Adults	55	1,168	4.7%	15.1%	15.9%	16.6%
% of FP17s for the same patient ID Re-attending between 3 & 9 months - Children	24	393	6.1%	58.7%	58.6%	57.5%
% of FP17s for the same patient ID Re-attending between 3 & 9 months - Adults	82	1,168	7.0%	49.8%	51.5%	50.4%
% of FP17s for Band 1 Urgent Courses	96	1,472	6.5%	9.5%	8.0%	9.1%
% of FP17s Relating to Free Repair or Replacements	6	1,472	0.4%	0.9%	0.8%	0.8%
% of FP17s Relating to Continuations	18	1,472	1.2%	1.3%	1.2%	1.3%
% of Patients satisfied with the dentistry they have received	2	2	N/A	92.0%	92.8%	92.7%
% of Patients satisfied with the time they had to wait for an appointment	2	2	N/A	86.7%	89.2%	88.8%

* This is based on patients treated on this contract for their most recent course of treatment. Figures in italics indicate the base number of FP17s or Patient Questionnaire responses are less than 100. N/A is shown where the base number of responses is less than 10 during the period. % is calculated as Quantity/Base number*100

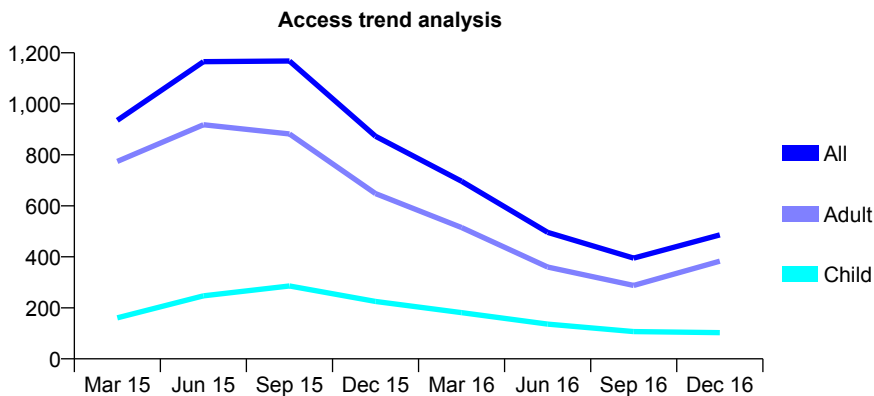
Q56 - Vital Signs At a Glance Contract Report for 110817/0004 - December 2016

Name or company name	95 Lincoln Road
Contract type name	GDS Contract
Purpose of contract	General
Contract start date	01/04/2009
Contract end date	

16/17 Contracted general activity (UDA)	3,321
Carry forward general activity (UDA)	0
16/17 Contracted orthodontic activity (UOA)	0
Carry forward orthodontic activity (UOA)	0
Baseline contract value	£82,698.84

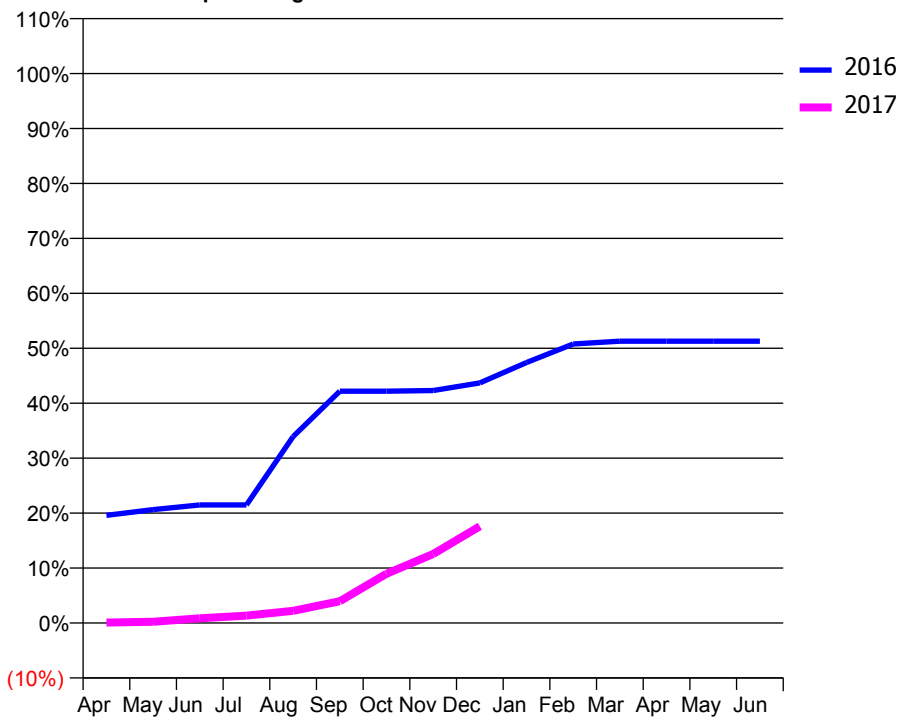
ACCESS*

Patients seen in 24 months	Total	Change since previous quarter
Quarter ending December 2015	873	
Quarter ending March 2016	696	↓
Quarter ending June 2016	496	↓
Quarter ending September 2016	395	↓
Quarter ending December 2016	486	↑
Variance since December 2015	(44.3%)	↓



ACTIVITY

Cumulative percentage of contracted UDA delivered 2016 & 2017



Month	Adjusted Scheduled Activity (UDA)	
	2016	2017
April	651	3
May	686	8
June	714	29
July	714	45
August	1,127	74
September	1,401	132
October	1,401	298
November	1,405	417
December	1,451	585
January	1,574	
February	1,687	
March	1,704	
April	1,704	
May	1,704	
June	1,704	

QUALITY

	Quantity	Base Number	Contract	AT	Region	England
% of FP17s for the same patient ID Re-attending within 3 months - Children	1	58	1.7%	11.3%	12.1%	12.4%
% of FP17s for the same patient ID Re-attending within 3 months - Adults	3	226	1.3%	15.1%	15.9%	16.6%
% of FP17s for the same patient ID Re-attending between 3 & 9 months - Children	12	58	20.7%	58.7%	58.6%	57.5%
% of FP17s for the same patient ID Re-attending between 3 & 9 months - Adults	5	226	2.2%	49.8%	51.5%	50.4%
% of FP17s for Band 1 Urgent Courses	10	284	3.5%	9.5%	8.0%	9.1%
% of FP17s Relating to Free Repair or Replacements	0	284	0.0%	0.9%	0.8%	0.8%
% of FP17s Relating to Continuations	0	284	0.0%	1.3%	1.2%	1.3%
% of Patients satisfied with the dentistry they have received	0	0	N/A	92.0%	92.8%	92.7%
% of Patients satisfied with the time they had to wait for an appointment	0	0	N/A	86.7%	89.2%	88.8%

* This is based on patients treated on this contract for their most recent course of treatment. Figures in italics indicate the base number of FP17s or Patient Questionnaire responses are less than 100. N/A is shown where the base number of responses is less than 10 during the period. % is calculated as Quantity/Base number*100

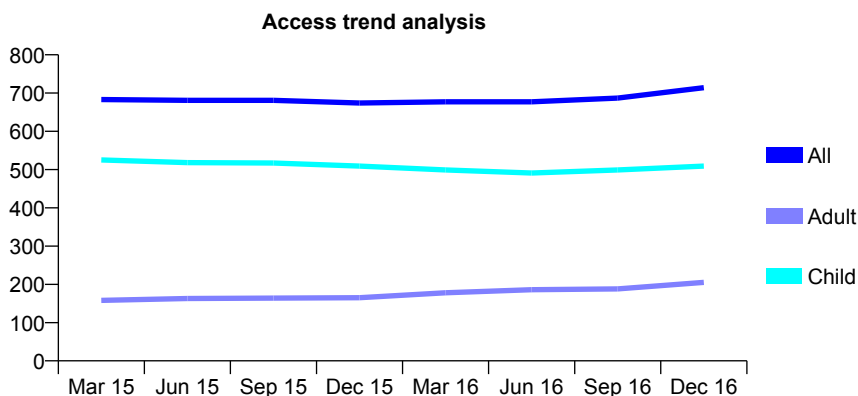
Q56 - Vital Signs At a Glance Contract Report for 112720/0001 - December 2016

Name or company name	Golden Triangle LLP
Contract type name	GDS Contract
Purpose of contract	General
Contract start date	01/04/2008
Contract end date	

16/17 Contracted general activity (UDA)	2,303
Carry forward general activity (UDA)	0
16/17 Contracted orthodontic activity (UOA)	0
Carry forward orthodontic activity (UOA)	0
Baseline contract value	£63,911.31

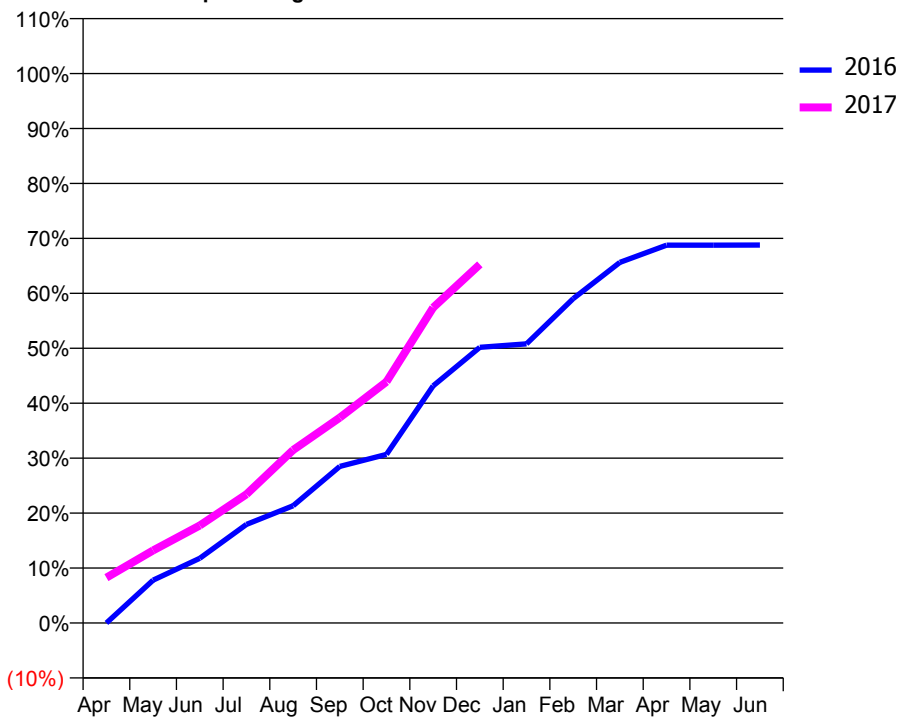
ACCESS*

Patients seen in 24 months	Total	Change since previous quarter
Quarter ending December 2015	674	
Quarter ending March 2016	677	→
Quarter ending June 2016	677	→
Quarter ending September 2016	687	→
Quarter ending December 2016	714	↑
Variance since December 2015	5.9%	↑



ACTIVITY

Cumulative percentage of contracted UDA delivered 2016 & 2017



Month	Adjusted Scheduled Activity (UDA)	
	2016	2017
April	0	190
May	225	304
June	339	409
July	516	540
August	614	725
September	821	861
October	883	1,011
November	1,243	1,322
December	1,445	1,503
January	1,463	
February	1,699	
March	1,890	
April	1,979	
May	1,979	
June	1,980	

QUALITY

	Quantity	Base Number	Contract	AT	Region	England
% of FP17s for the same patient ID Re-attending within 3 months - Children	63	658	9.6%	11.3%	12.1%	12.4%
% of FP17s for the same patient ID Re-attending within 3 months - Adults	12	140	8.6%	15.1%	15.9%	16.6%
% of FP17s for the same patient ID Re-attending between 3 & 9 months - Children	427	658	64.9%	58.7%	58.6%	57.5%
% of FP17s for the same patient ID Re-attending between 3 & 9 months - Adults	43	140	30.7%	49.8%	51.5%	50.4%
% of FP17s for Band 1 Urgent Courses	84	758	11.1%	9.5%	8.0%	9.1%
% of FP17s Relating to Free Repair or Replacements	0	758	0.0%	0.9%	0.8%	0.8%
% of FP17s Relating to Continuations	1	758	0.1%	1.3%	1.2%	1.3%
% of Patients satisfied with the dentistry they have received	0	0	N/A	92.0%	92.8%	92.7%
% of Patients satisfied with the time they had to wait for an appointment	0	0	N/A	86.7%	89.2%	88.8%

* This is based on patients treated on this contract for their most recent course of treatment. Figures in italics indicate the base number of FP17s or Patient Questionnaire responses are less than 100. N/A is shown where the base number of responses is less than 10 during the period. % is calculated as Quantity/Base number*100

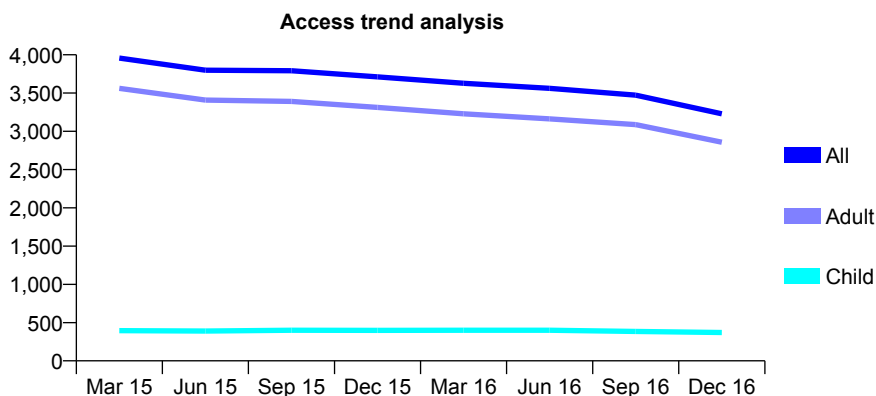
Q56 - Vital Signs At a Glance Contract Report for 117455/0001 - December 2016

Name or company name	UEA Dentists
Contract type name	GDS Contract
Purpose of contract	General
Contract start date	01/03/2012
Contract end date	

16/17 Contracted general activity (UDA)	8,680
Carry forward general activity (UDA)	0
16/17 Contracted orthodontic activity (UOA)	0
Carry forward orthodontic activity (UOA)	0
Baseline contract value	£255,042.39

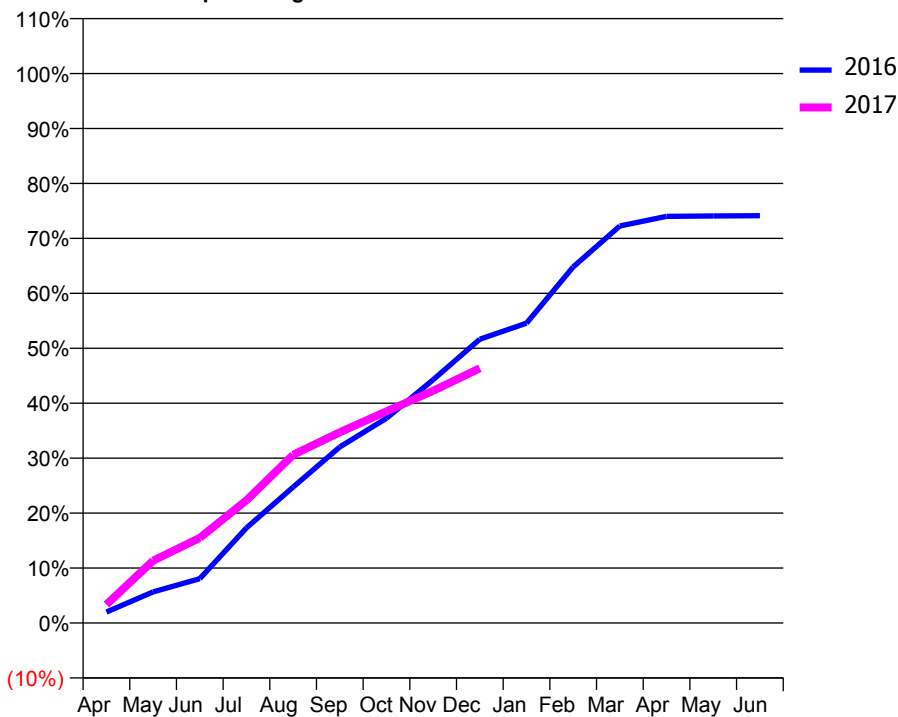
ACCESS*

Patients seen in 24 months	Total	Change since previous quarter
Quarter ending December 2015	3,711	
Quarter ending March 2016	3,628	↓
Quarter ending June 2016	3,562	↓
Quarter ending September 2016	3,472	↓
Quarter ending December 2016	3,228	↓
Variance since December 2015	(13.0%)	↓



ACTIVITY

Cumulative percentage of contracted UDA delivered 2016 & 2017



Month	Adjusted Scheduled Activity (UDA)	
	2016	2017
April	174	292
May	492	984
June	701	1,345
July	1,503	1,940
August	2,147	2,658
September	2,782	3,013
October	3,234	3,343
November	3,842	3,668
December	4,482	4,025
January	4,736	
February	5,626	
March	6,272	
April	6,424	
May	6,431	
June	6,434	

QUALITY

	Quantity	Base Number	Contract	AT	Region	England
% of FP17s for the same patient ID Re-attending within 3 months - Children	14	356	3.9%	11.3%	12.1%	12.4%
% of FP17s for the same patient ID Re-attending within 3 months - Adults	267	2,072	12.9%	15.1%	15.9%	16.6%
% of FP17s for the same patient ID Re-attending between 3 & 9 months - Children	180	356	50.6%	58.7%	58.6%	57.5%
% of FP17s for the same patient ID Re-attending between 3 & 9 months - Adults	756	2,072	36.5%	49.8%	51.5%	50.4%
% of FP17s for Band 1 Urgent Courses	418	2,335	17.9%	9.5%	8.0%	9.1%
% of FP17s Relating to Free Repair or Replacements	4	2,335	0.2%	0.9%	0.8%	0.8%
% of FP17s Relating to Continuations	13	2,335	0.6%	1.3%	1.2%	1.3%
% of Patients satisfied with the dentistry they have received	3	3	N/A	92.0%	92.8%	92.7%
% of Patients satisfied with the time they had to wait for an appointment	2	3	N/A	86.7%	89.2%	88.8%

* This is based on patients treated on this contract for their most recent course of treatment. Figures in italics indicate the base number of FP17s or Patient Questionnaire responses are less than 100. N/A is shown where the base number of responses is less than 10 during the period. % is calculated as Quantity/Base number*100

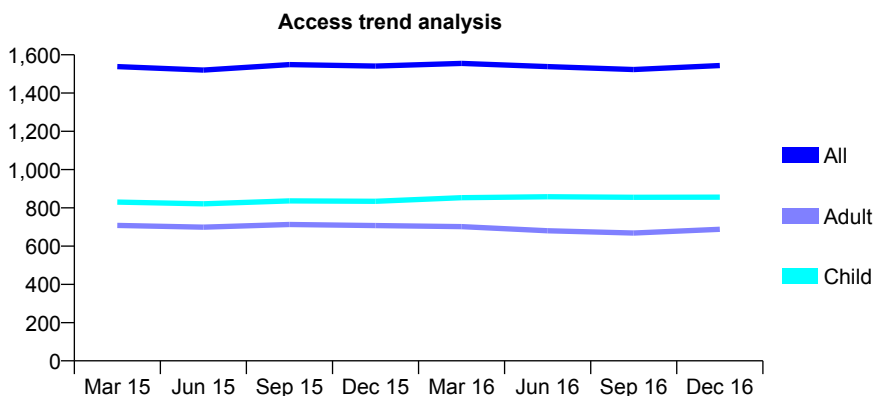
Q56 - Vital Signs At a Glance Contract Report for 117501/0001 - December 2016

Name or company name	The High Street Dental Practice
Contract type name	GDS Contract
Purpose of contract	General
Contract start date	01/10/2010
Contract end date	

16/17 Contracted general activity (UDA)	4,321
Carry forward general activity (UDA)	0
16/17 Contracted orthodontic activity (UOA)	0
Carry forward orthodontic activity (UOA)	0
Baseline contract value	£94,365.31

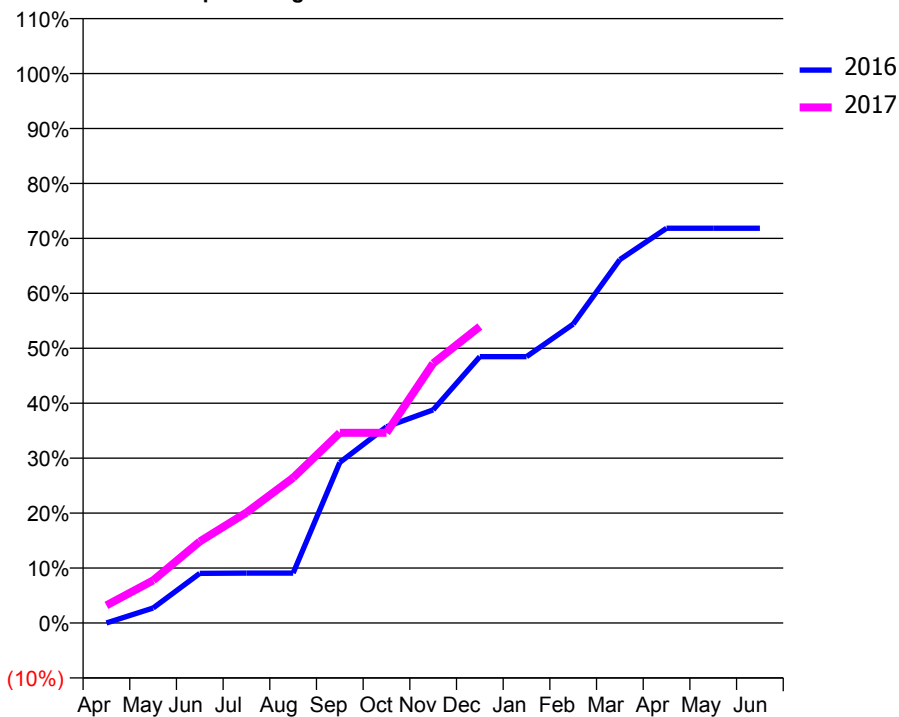
ACCESS*

Patients seen in 24 months	Total	Change since previous quarter
Quarter ending December 2015	1,541	
Quarter ending March 2016	1,555	→
Quarter ending June 2016	1,538	↓
Quarter ending September 2016	1,523	→
Quarter ending December 2016	1,544	→
Variance since December 2015	0.2%	→



ACTIVITY

Cumulative percentage of contracted UDA delivered 2016 & 2017



Month	Adjusted Scheduled Activity (UDA)	
	2016	2017
April	0	139
May	118	335
June	390	641
July	393	869
August	393	1,143
September	1,263	1,496
October	1,543	1,496
November	1,676	2,042
December	2,094	2,332
January	2,094	
February	2,350	
March	2,857	
April	3,104	
May	3,104	
June	3,104	

QUALITY

	Quantity	Base Number	Contract	AT	Region	England
% of FP17s for the same patient ID Re-attending within 3 months - Children	74	1,147	6.5%	11.3%	12.1%	12.4%
% of FP17s for the same patient ID Re-attending within 3 months - Adults	66	539	12.2%	15.1%	15.9%	16.6%
% of FP17s for the same patient ID Re-attending between 3 & 9 months - Children	744	1,147	64.9%	58.7%	58.6%	57.5%
% of FP17s for the same patient ID Re-attending between 3 & 9 months - Adults	257	539	47.7%	49.8%	51.5%	50.4%
% of FP17s for Band 1 Urgent Courses	64	1,519	4.2%	9.5%	8.0%	9.1%
% of FP17s Relating to Free Repair or Replacements	0	1,519	0.0%	0.9%	0.8%	0.8%
% of FP17s Relating to Continuations	33	1,519	2.2%	1.3%	1.2%	1.3%
% of Patients satisfied with the dentistry they have received	1	1	N/A	92.0%	92.8%	92.7%
% of Patients satisfied with the time they had to wait for an appointment	1	1	N/A	86.7%	89.2%	88.8%

* This is based on patients treated on this contract for their most recent course of treatment. Figures in italics indicate the base number of FP17s or Patient Questionnaire responses are less than 100. N/A is shown where the base number of responses is less than 10 during the period. % is calculated as Quantity/Base number*100

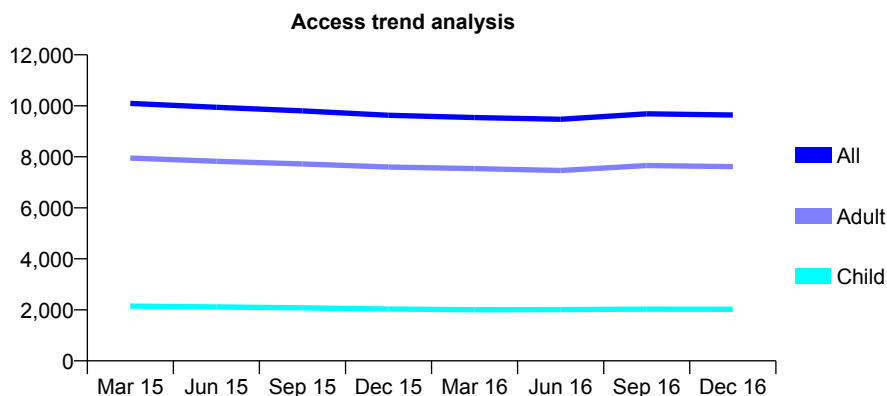
Q56 - Vital Signs At a Glance Contract Report for 117994/0001 - December 2016

Name or company name	Wensleydale Dental Practice
Contract type name	GDS Contract
Purpose of contract	General
Contract start date	01/07/2011
Contract end date	

16/17 Contracted general activity (UDA)	35,852
Carry forward general activity (UDA)	0
16/17 Contracted orthodontic activity (UOA)	0
Carry forward orthodontic activity (UOA)	0
Baseline contract value	£901,605.04

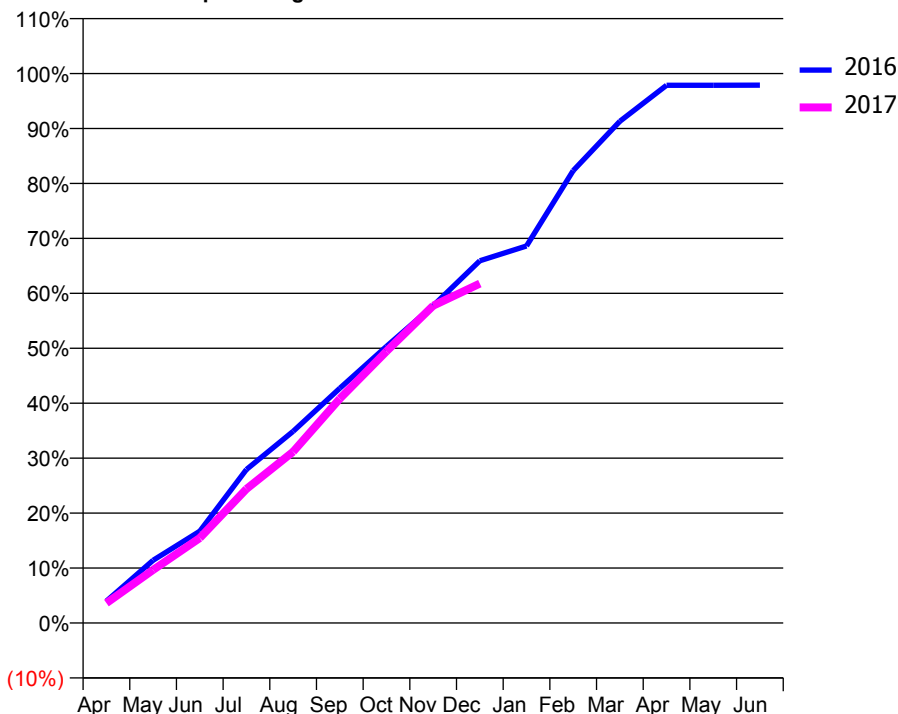
ACCESS*

Patients seen in 24 months	Total	Change since previous quarter
Quarter ending December 2015	9,630	
Quarter ending March 2016	9,539	→
Quarter ending June 2016	9,472	→
Quarter ending September 2016	9,685	↑
Quarter ending December 2016	9,638	→
Variance since December 2015	0.1%	→



ACTIVITY

Cumulative percentage of contracted UDA delivered 2016 & 2017



Month	Adjusted Scheduled Activity (UDA)	
	2016	2017
April	1,428	1,300
May	4,093	3,463
June	5,989	5,550
July	10,014	8,749
August	12,509	11,177
September	15,319	14,639
October	18,052	17,726
November	20,701	20,702
December	23,635	22,148
January	24,597	
February	29,516	
March	32,732	
April	35,084	
May	35,082	
June	35,090	

QUALITY

	Quantity	Base Number	Contract	AT	Region	England
% of FP17s for the same patient ID Re-attending within 3 months - Children	209	2,441	8.6%	11.3%	12.1%	12.4%
% of FP17s for the same patient ID Re-attending within 3 months - Adults	1,355	9,018	15.0%	15.1%	15.9%	16.6%
% of FP17s for the same patient ID Re-attending between 3 & 9 months - Children	1,512	2,441	61.9%	58.7%	58.6%	57.5%
% of FP17s for the same patient ID Re-attending between 3 & 9 months - Adults	5,592	9,018	62.0%	49.8%	51.5%	50.4%
% of FP17s for Band 1 Urgent Courses	611	10,520	5.8%	9.5%	8.0%	9.1%
% of FP17s Relating to Free Repair or Replacements	131	10,520	1.2%	0.9%	0.8%	0.8%
% of FP17s Relating to Continuations	107	10,520	1.0%	1.3%	1.2%	1.3%
% of Patients satisfied with the dentistry they have received	8	8	N/A	92.0%	92.8%	92.7%
% of Patients satisfied with the time they had to wait for an appointment	7	8	N/A	86.7%	89.2%	88.8%

* This is based on patients treated on this contract for their most recent course of treatment. Figures in italics indicate the base number of FP17s or Patient Questionnaire responses are less than 100. N/A is shown where the base number of responses is less than 10 during the period. % is calculated as Quantity/Base number*100

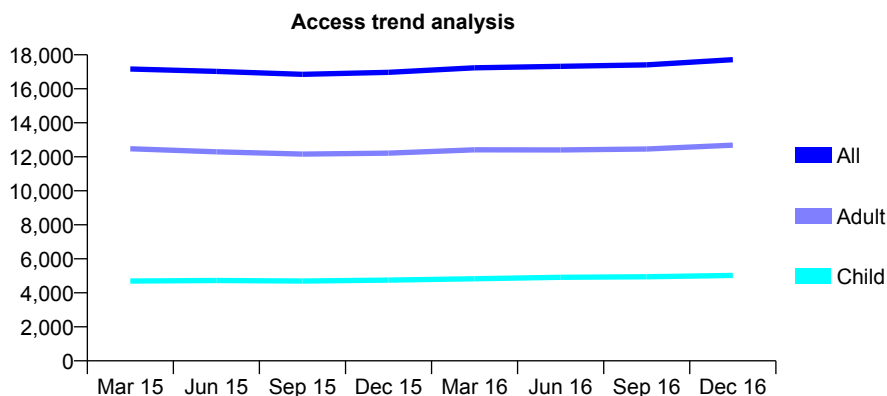
Q56 - Vital Signs At a Glance Contract Report for 118036/0001 - December 2016

Name or company name	DU TOIT & BURGER PARTNERSHIP (IPS)
Contract type name	GDS Contract
Purpose of contract	General and Orthodontic
Contract start date	01/04/2007
Contract end date	

16/17 Contracted general activity (UDA)	42,501
Carry forward general activity (UDA)	1,169
16/17 Contracted orthodontic activity (UOA)	7,184
Carry forward orthodontic activity (UOA)	-120
Baseline contract value	£1,439,198.69

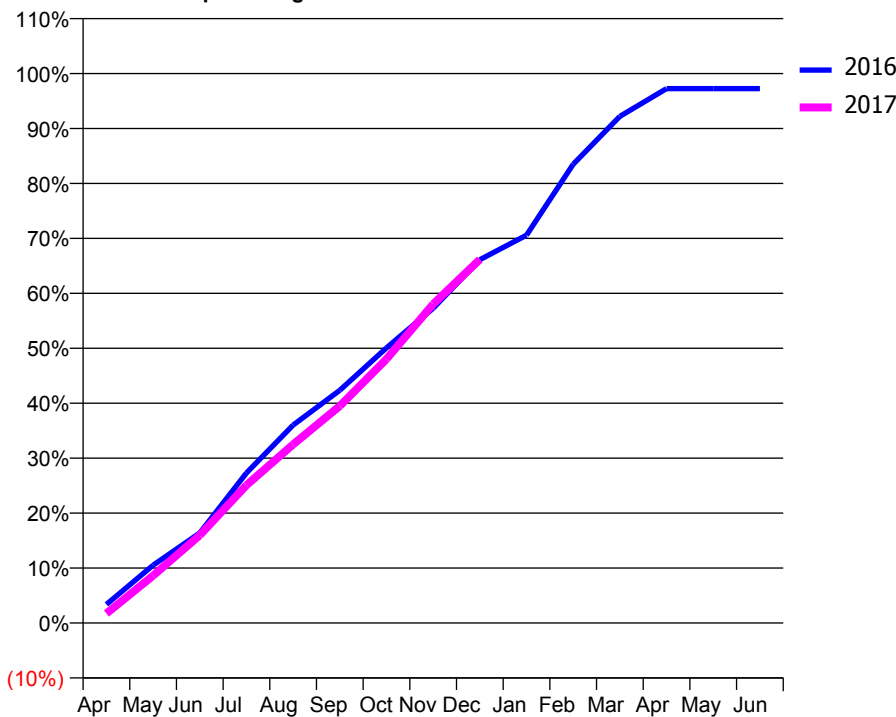
ACCESS*

Patients seen in 24 months	Total	Change since previous quarter
Quarter ending December 2015	16,968	
Quarter ending March 2016	17,238	→
Quarter ending June 2016	17,323	→
Quarter ending September 2016	17,405	→
Quarter ending December 2016	17,710	→
Variance since December 2015	4.4%	↑



ACTIVITY

Cumulative percentage of contracted UDA delivered 2016 & 2017



Adjusted Scheduled Activity (UDA)

Month	2016	2017
April	1,439	738
May	4,468	3,665
June	6,970	6,787
July	11,607	10,663
August	15,309	13,812
September	17,998	16,785
October	21,282	20,413
November	24,342	24,668
December	28,105	28,122
January	30,002	
February	35,480	
March	39,187	
April	41,330	
May	41,331	
June	41,332	

QUALITY

	Quantity	Base Number	Contract	AT	Region	England
% of FP17s for the same patient ID Re-attending within 3 months - Children	603	6,795	8.9%	11.3%	12.1%	12.4%
% of FP17s for the same patient ID Re-attending within 3 months - Adults	788	10,718	7.4%	15.1%	15.9%	16.6%
% of FP17s for the same patient ID Re-attending between 3 & 9 months - Children	4,042	6,795	59.5%	58.7%	58.6%	57.5%
% of FP17s for the same patient ID Re-attending between 3 & 9 months - Adults	4,077	10,718	38.0%	49.8%	51.5%	50.4%
% of FP17s for Band 1 Urgent Courses	816	15,695	5.2%	9.5%	8.0%	9.1%
% of FP17s Relating to Free Repair or Replacements	52	15,695	0.3%	0.9%	0.8%	0.8%
% of FP17s Relating to Continuations	107	15,695	0.7%	1.3%	1.2%	1.3%
% of Patients satisfied with the dentistry they have received	12	13	92.3%	92.0%	92.8%	92.7%
% of Patients satisfied with the time they had to wait for an appointment	7	13	53.8%	86.7%	89.2%	88.8%

* This is based on patients treated on this contract for their most recent course of treatment. Figures in italics indicate the base number of FP17s or Patient Questionnaire responses are less than 100. N/A is shown where the base number of responses is less than 10 during the period. % is calculated as Quantity/Base number*100

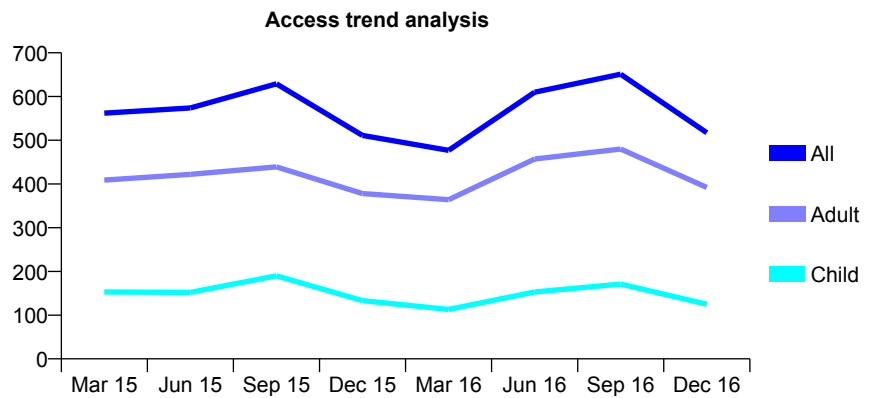
Q56 - Vital Signs At a Glance Contract Report for 119113/0001 - December 2016

Name or company name	Sprinz-Victorova
Contract type name	GDS Contract
Purpose of contract	General
Contract start date	12/10/2009
Contract end date	

16/17 Contracted general activity (UDA)	1,189
Carry forward general activity (UDA)	3
16/17 Contracted orthodontic activity (UOA)	0
Carry forward orthodontic activity (UOA)	0
Baseline contract value	£29,473.73

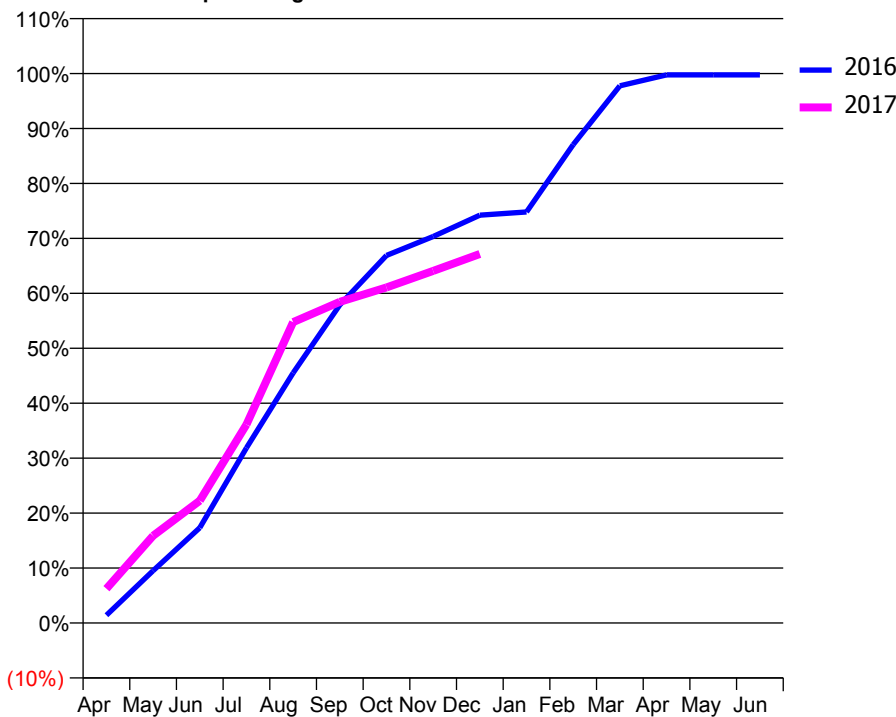
ACCESS*

Patients seen in 24 months	Total	Change since previous quarter
Quarter ending December 2015	511	
Quarter ending March 2016	477	↓
Quarter ending June 2016	610	↑
Quarter ending September 2016	651	↑
Quarter ending December 2016	517	↓
Variance since December 2015	1.2%	→



ACTIVITY

Cumulative percentage of contracted UDA delivered 2016 & 2017



Month	Adjusted Scheduled Activity (UDA)	
	2016	2017
April	17	74
May	113	189
June	206	265
July	379	429
August	541	651
September	688	695
October	795	726
November	836	762
December	882	799
January	889	
February	1,035	
March	1,162	
April	1,186	
May	1,186	
June	1,186	

QUALITY

	Quantity	Base Number	Contract	AT	Region	England
% of FP17s for the same patient ID Re-attending within 3 months - Children	5	175	2.9%	11.3%	12.1%	12.4%
% of FP17s for the same patient ID Re-attending within 3 months - Adults	21	434	4.8%	15.1%	15.9%	16.6%
% of FP17s for the same patient ID Re-attending between 3 & 9 months - Children	46	175	26.3%	58.7%	58.6%	57.5%
% of FP17s for the same patient ID Re-attending between 3 & 9 months - Adults	107	434	24.7%	49.8%	51.5%	50.4%
% of FP17s for Band 1 Urgent Courses	48	590	8.1%	9.5%	8.0%	9.1%
% of FP17s Relating to Free Repair or Replacements	0	590	0.0%	0.9%	0.8%	0.8%
% of FP17s Relating to Continuations	5	590	0.8%	1.3%	1.2%	1.3%
% of Patients satisfied with the dentistry they have received	0	1	N/A	92.0%	92.8%	92.7%
% of Patients satisfied with the time they had to wait for an appointment	0	1	N/A	86.7%	89.2%	88.8%

* This is based on patients treated on this contract for their most recent course of treatment. Figures in italics indicate the base number of FP17s or Patient Questionnaire responses are less than 100. N/A is shown where the base number of responses is less than 10 during the period. % is calculated as Quantity/Base number*100

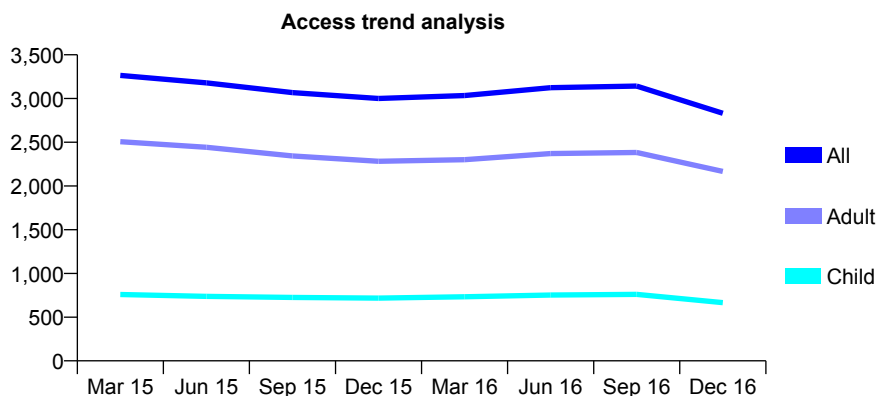
Q56 - Vital Signs At a Glance Contract Report for 119210/0001 - December 2016

Name or company name	Dr K A Fagher & Dr A Surti
Contract type name	GDS Contract
Purpose of contract	General
Contract start date	01/07/2011
Contract end date	

16/17 Contracted general activity (UDA)	8,918
Carry forward general activity (UDA)	0
16/17 Contracted orthodontic activity (UOA)	0
Carry forward orthodontic activity (UOA)	0
Baseline contract value	£206,052.85

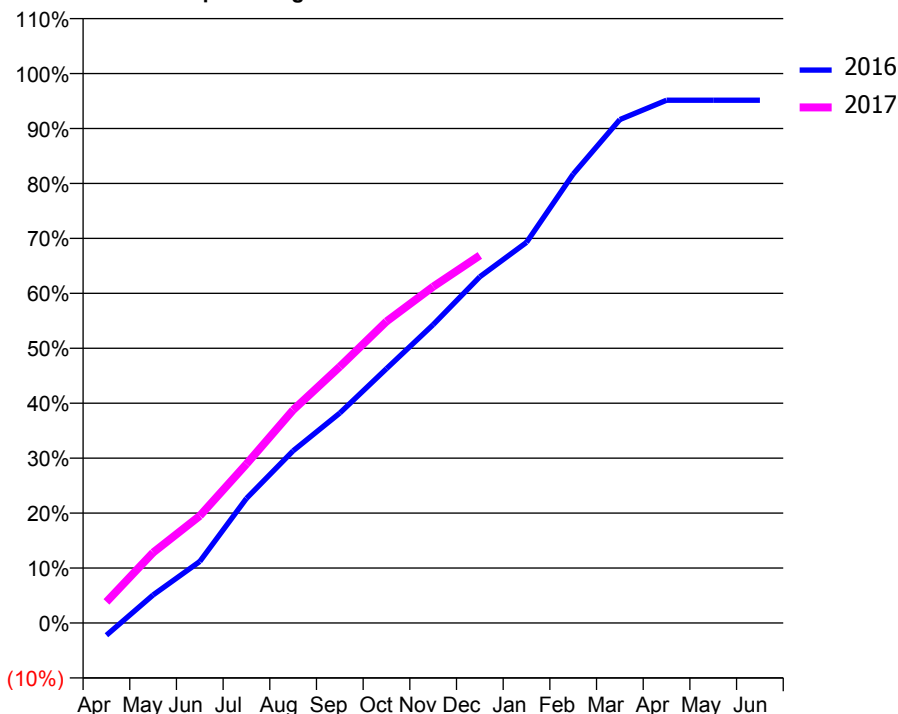
ACCESS*

Patients seen in 24 months	Total	Change since previous quarter
Quarter ending December 2015	3,001	
Quarter ending March 2016	3,034	→
Quarter ending June 2016	3,124	↑
Quarter ending September 2016	3,143	→
Quarter ending December 2016	2,832	↓
Variance since December 2015	(5.6%)	↓



ACTIVITY

Cumulative percentage of contracted UDA delivered 2016 & 2017



Month	Adjusted Scheduled Activity (UDA)	
	2016	2017
April	-200	343
May	455	1,144
June	999	1,739
July	2,023	2,581
August	2,796	3,457
September	3,407	4,161
October	4,127	4,893
November	4,843	5,459
December	5,618	5,966
January	6,177	
February	7,285	
March	8,172	
April	8,485	
May	8,484	
June	8,485	

QUALITY

	Quantity	Base Number	Contract	AT	Region	England
% of FP17s for the same patient ID Re-attending within 3 months - Children	44	797	5.5%	11.3%	12.1%	12.4%
% of FP17s for the same patient ID Re-attending within 3 months - Adults	467	2,708	17.2%	15.1%	15.9%	16.6%
% of FP17s for the same patient ID Re-attending between 3 & 9 months - Children	510	797	64.0%	58.7%	58.6%	57.5%
% of FP17s for the same patient ID Re-attending between 3 & 9 months - Adults	1,360	2,708	50.2%	49.8%	51.5%	50.4%
% of FP17s for Band 1 Urgent Courses	357	3,338	10.7%	9.5%	8.0%	9.1%
% of FP17s Relating to Free Repair or Replacements	70	3,338	2.1%	0.9%	0.8%	0.8%
% of FP17s Relating to Continuations	27	3,338	0.8%	1.3%	1.2%	1.3%
% of Patients satisfied with the dentistry they have received	4	5	N/A	92.0%	92.8%	92.7%
% of Patients satisfied with the time they had to wait for an appointment	5	5	N/A	86.7%	89.2%	88.8%

* This is based on patients treated on this contract for their most recent course of treatment. Figures in italics indicate the base number of FP17s or Patient Questionnaire responses are less than 100. N/A is shown where the base number of responses is less than 10 during the period. % is calculated as Quantity/Base number*100

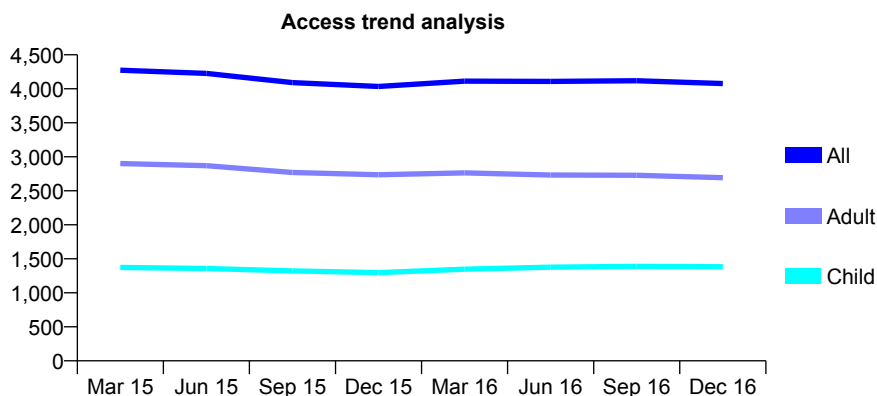
Q56 - Vital Signs At a Glance Contract Report for 119636/0001 - December 2016

Name or company name	Apple Tree Dental Practice
Contract type name	GDS Contract
Purpose of contract	General
Contract start date	25/04/2013
Contract end date	

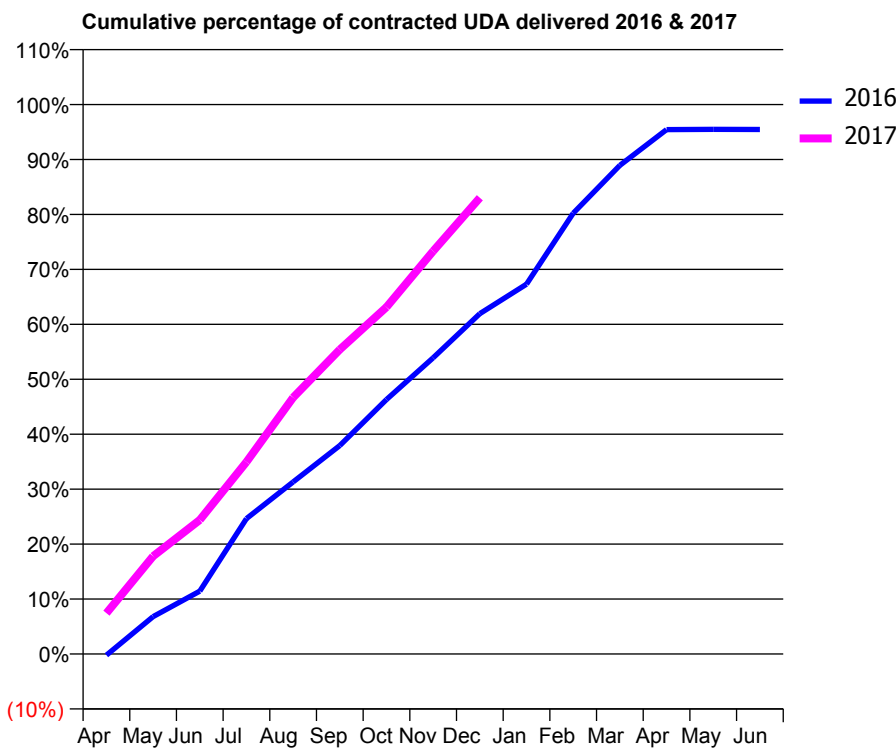
16/17 Contracted general activity (UDA)	9,642
Carry forward general activity (UDA)	0
16/17 Contracted orthodontic activity (UOA)	0
Carry forward orthodontic activity (UOA)	0
Baseline contract value	£322,422.79

ACCESS*

Patients seen in 24 months	Total	Change since previous quarter
Quarter ending December 2015	4,034	
Quarter ending March 2016	4,112	→
Quarter ending June 2016	4,109	→
Quarter ending September 2016	4,118	→
Quarter ending December 2016	4,077	→
Variance since December 2015	1.1%	→



ACTIVITY



Month	Adjusted Scheduled Activity (UDA)	
	2016	2017
April	-22	718
May	657	1,716
June	1,103	2,352
July	2,377	3,371
August	3,020	4,500
September	3,659	5,342
October	4,466	6,087
November	5,198	7,070
December	5,972	8,006
January	6,489	
February	7,735	
March	8,575	
April	9,202	
May	9,205	
June	9,204	

QUALITY

	Quantity	Base Number	Contract	AT	Region	England
% of FP17s for the same patient ID Re-attending within 3 months - Children	189	1,919	9.8%	11.3%	12.1%	12.4%
% of FP17s for the same patient ID Re-attending within 3 months - Adults	587	3,390	17.3%	15.1%	15.9%	16.6%
% of FP17s for the same patient ID Re-attending between 3 & 9 months - Children	1,205	1,919	62.8%	58.7%	58.6%	57.5%
% of FP17s for the same patient ID Re-attending between 3 & 9 months - Adults	1,992	3,390	58.8%	49.8%	51.5%	50.4%
% of FP17s for Band 1 Urgent Courses	378	4,976	7.6%	9.5%	8.0%	9.1%
% of FP17s Relating to Free Repair or Replacements	30	4,976	0.6%	0.9%	0.8%	0.8%
% of FP17s Relating to Continuations	12	4,976	0.2%	1.3%	1.2%	1.3%
% of Patients satisfied with the dentistry they have received	3	3	N/A	92.0%	92.8%	92.7%
% of Patients satisfied with the time they had to wait for an appointment	3	3	N/A	86.7%	89.2%	88.8%

* This is based on patients treated on this contract for their most recent course of treatment. Figures in italics indicate the base number of FP17s or Patient Questionnaire responses are less than 100. N/A is shown where the base number of responses is less than 10 during the period. % is calculated as Quantity/Base number*100

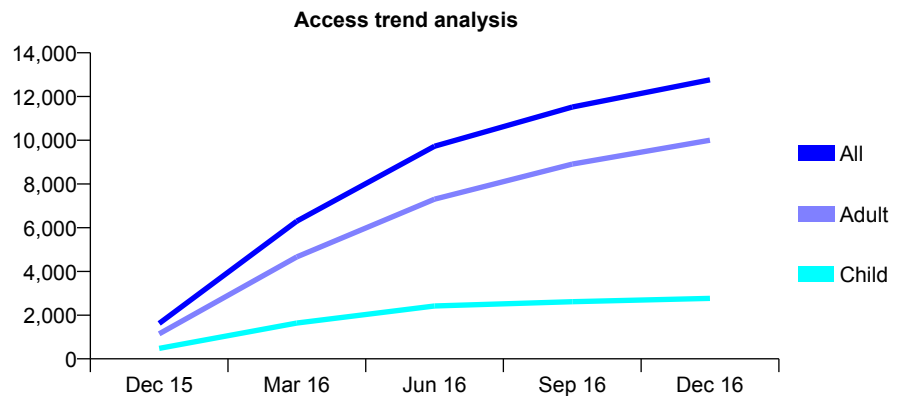
Q56 - Vital Signs At a Glance Contract Report for 120081/0001 - December 2016

Name or company name	Staffa Lodge Dental Group Ltd
Contract type name	GDS Contract
Purpose of contract	General
Contract start date	01/11/2015
Contract end date	

16/17 Contracted general activity (UDA)	40,819
Carry forward general activity (UDA)	0
16/17 Contracted orthodontic activity (UOA)	0
Carry forward orthodontic activity (UOA)	0
Baseline contract value	£867,750.06

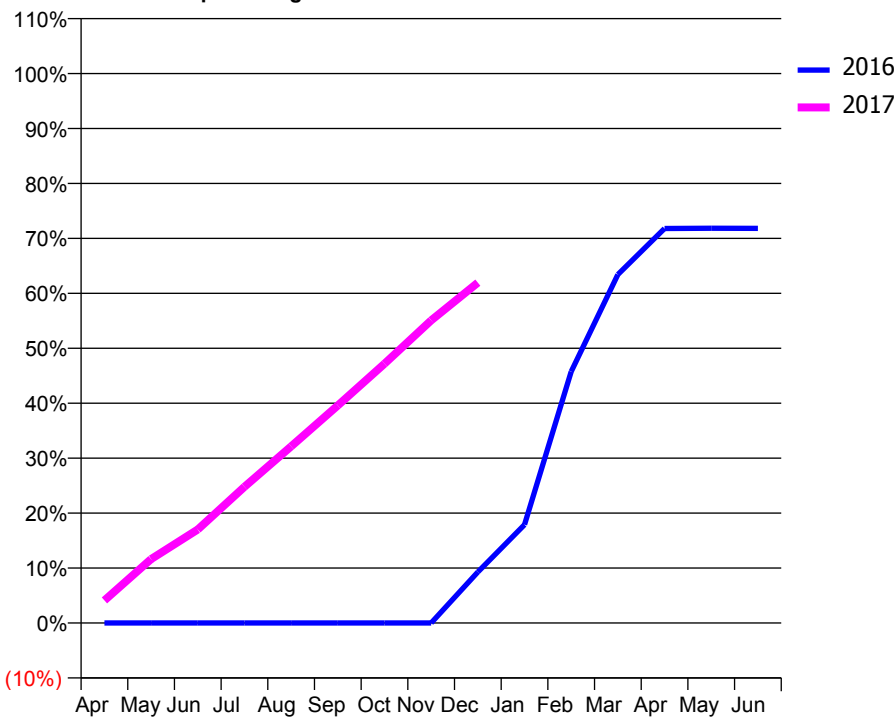
ACCESS*

Patients seen in 24 months	Total	Change since previous quarter
Quarter ending December 2015	1,618	
Quarter ending March 2016	6,299	↑
Quarter ending June 2016	9,726	↑
Quarter ending September 2016	11,522	↑
Quarter ending December 2016	12,767	↑
Variance since December 2015	689.1%	↑



ACTIVITY

Cumulative percentage of contracted UDA delivered 2016 & 2017



Month	Adjusted Scheduled Activity (UDA)	
	2016	2017
April	0	1,674
May	0	4,745
June	0	6,945
July	0	10,121
August	0	13,118
September	0	16,159
October	0	19,259
November	0	22,483
December	1,580	25,279
January	3,044	
February	7,781	
March	10,788	
April	12,209	
May	12,218	
June	12,213	

QUALITY

	Quantity	Base Number	Contract	AT	Region	England
% of FP17s for the same patient ID Re-attending within 3 months - Children	401	3,861	10.4%	11.3%	12.1%	12.4%
% of FP17s for the same patient ID Re-attending within 3 months - Adults	1,836	12,084	15.2%	15.1%	15.9%	16.6%
% of FP17s for the same patient ID Re-attending between 3 & 9 months - Children	1,835	3,861	47.5%	58.7%	58.6%	57.5%
% of FP17s for the same patient ID Re-attending between 3 & 9 months - Adults	4,013	12,084	33.2%	49.8%	51.5%	50.4%
% of FP17s for Band 1 Urgent Courses	1,332	15,065	8.8%	9.5%	8.0%	9.1%
% of FP17s Relating to Free Repair or Replacements	183	15,065	1.2%	0.9%	0.8%	0.8%
% of FP17s Relating to Continuations	263	15,065	1.7%	1.3%	1.2%	1.3%
% of Patients satisfied with the dentistry they have received	52	57	91.2%	92.0%	92.8%	92.7%
% of Patients satisfied with the time they had to wait for an appointment	53	57	93.0%	86.7%	89.2%	88.8%

* This is based on patients treated on this contract for their most recent course of treatment. Figures in italics indicate the base number of FP17s or Patient Questionnaire responses are less than 100. N/A is shown where the base number of responses is less than 10 during the period. % is calculated as Quantity/Base number*100

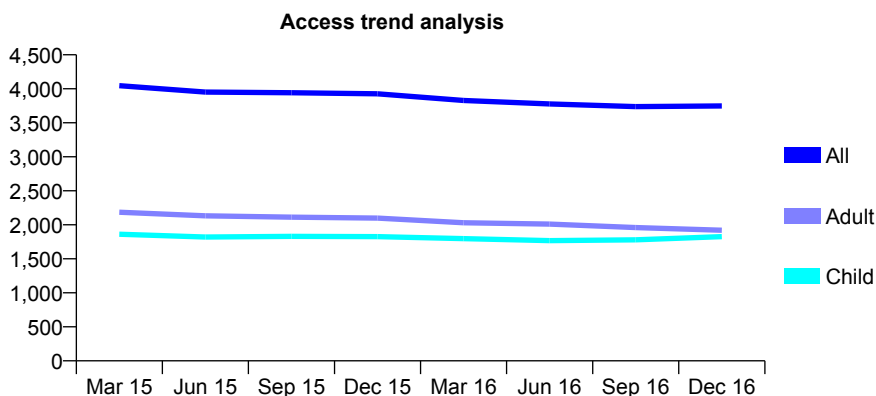
Q56 - Vital Signs At a Glance Contract Report for 120413/0001 - December 2016

Name or company name	Caring Dentistry Ltd
Contract type name	GDS Contract
Purpose of contract	General
Contract start date	01/04/2010
Contract end date	

16/17 Contracted general activity (UDA)	13,335
Carry forward general activity (UDA)	56
16/17 Contracted orthodontic activity (UOA)	0
Carry forward orthodontic activity (UOA)	0
Baseline contract value	£367,660.09

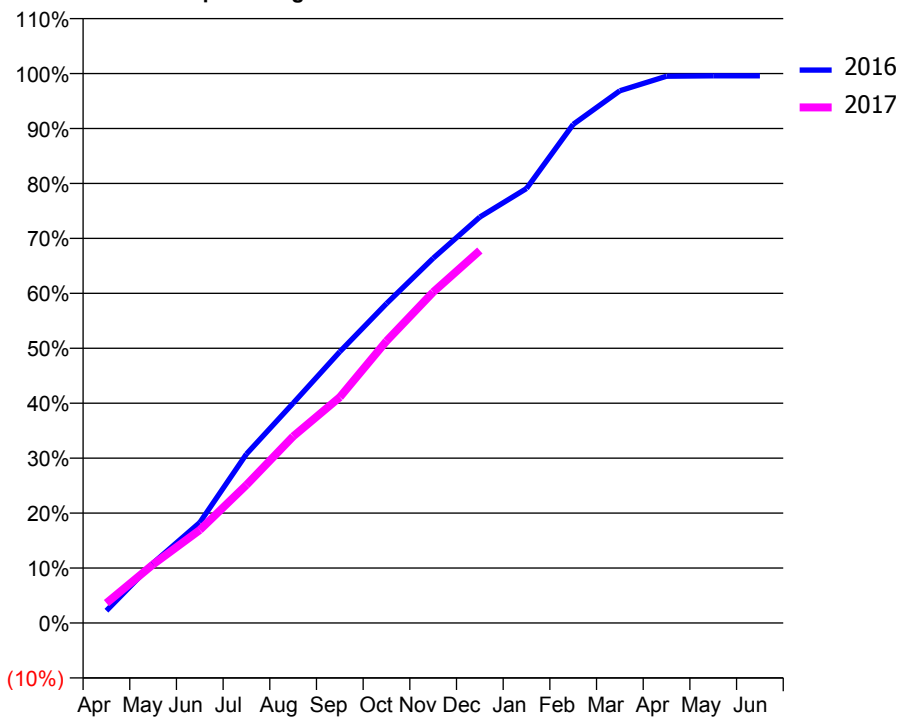
ACCESS*

Patients seen in 24 months	Total	Change since previous quarter
Quarter ending December 2015	3,926	
Quarter ending March 2016	3,829	↓
Quarter ending June 2016	3,777	↓
Quarter ending September 2016	3,738	↓
Quarter ending December 2016	3,748	→
Variance since December 2015	(4.5%)	↓



ACTIVITY

Cumulative percentage of contracted UDA delivered 2016 & 2017



Month	Adjusted Scheduled Activity (UDA)	
	2016	2017
April	298	483
May	1,455	1,423
June	2,438	2,257
July	4,103	3,349
August	5,335	4,529
September	6,585	5,481
October	7,752	6,842
November	8,852	8,029
December	9,853	9,040
January	10,544	
February	12,102	
March	12,918	
April	13,268	
May	13,279	
June	13,279	

QUALITY

	Quantity	Base Number	Contract	AT	Region	England
% of FP17s for the same patient ID Re-attending within 3 months - Children	163	2,385	6.8%	11.3%	12.1%	12.4%
% of FP17s for the same patient ID Re-attending within 3 months - Adults	345	2,007	17.2%	15.1%	15.9%	16.6%
% of FP17s for the same patient ID Re-attending between 3 & 9 months - Children	1,564	2,385	65.6%	58.7%	58.6%	57.5%
% of FP17s for the same patient ID Re-attending between 3 & 9 months - Adults	1,188	2,007	59.2%	49.8%	51.5%	50.4%
% of FP17s for Band 1 Urgent Courses	285	4,196	6.8%	9.5%	8.0%	9.1%
% of FP17s Relating to Free Repair or Replacements	12	4,196	0.3%	0.9%	0.8%	0.8%
% of FP17s Relating to Continuations	15	4,196	0.4%	1.3%	1.2%	1.3%
% of Patients satisfied with the dentistry they have received	4	4	N/A	92.0%	92.8%	92.7%
% of Patients satisfied with the time they had to wait for an appointment	4	4	N/A	86.7%	89.2%	88.8%

* This is based on patients treated on this contract for their most recent course of treatment. Figures in italics indicate the base number of FP17s or Patient Questionnaire responses are less than 100. N/A is shown where the base number of responses is less than 10 during the period. % is calculated as Quantity/Base number*100

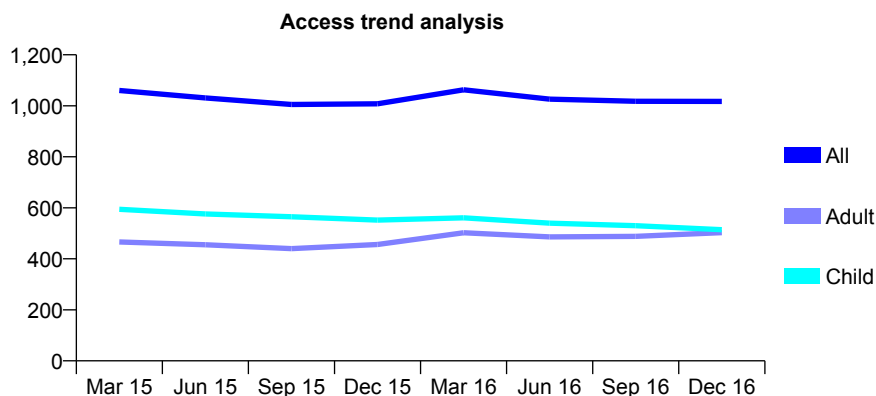
Q56 - Vital Signs At a Glance Contract Report for 120537/0001 - December 2016

Name or company name	Market Square Dental Practice
Contract type name	GDS Contract
Purpose of contract	General
Contract start date	04/08/2011
Contract end date	

16/17 Contracted general activity (UDA)	2,639
Carry forward general activity (UDA)	37
16/17 Contracted orthodontic activity (UOA)	0
Carry forward orthodontic activity (UOA)	0
Baseline contract value	£58,864.32

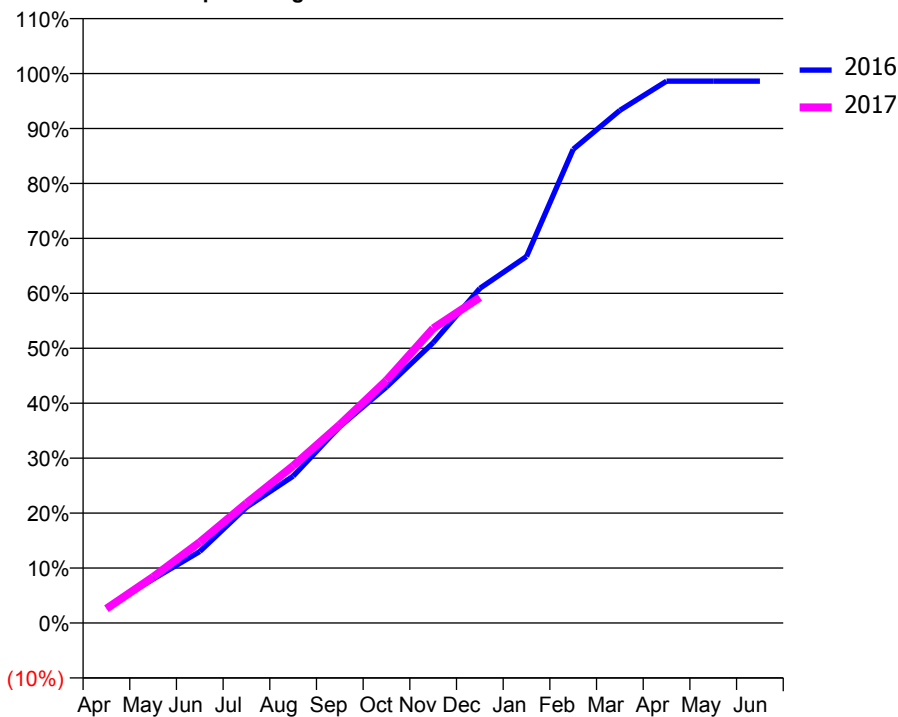
ACCESS*

Patients seen in 24 months	Total	Change since previous quarter
Quarter ending December 2015	1,008	
Quarter ending March 2016	1,063	↑
Quarter ending June 2016	1,026	↓
Quarter ending September 2016	1,018	→
Quarter ending December 2016	1,017	→
Variance since December 2015	0.9%	→



ACTIVITY

Cumulative percentage of contracted UDA delivered 2016 & 2017



Month	Adjusted Scheduled Activity (UDA)	
	2016	2017
April	74	69
May	211	221
June	343	388
July	556	575
August	706	755
September	943	952
October	1,134	1,165
November	1,346	1,415
December	1,607	1,564
January	1,760	
February	2,275	
March	2,462	
April	2,602	
May	2,602	
June	2,602	

QUALITY

	Quantity	Base Number	Contract	AT	Region	England
% of FP17s for the same patient ID Re-attending within 3 months - Children	46	641	7.2%	11.3%	12.1%	12.4%
% of FP17s for the same patient ID Re-attending within 3 months - Adults	58	463	12.5%	15.1%	15.9%	16.6%
% of FP17s for the same patient ID Re-attending between 3 & 9 months - Children	456	641	71.1%	58.7%	58.6%	57.5%
% of FP17s for the same patient ID Re-attending between 3 & 9 months - Adults	304	463	65.7%	49.8%	51.5%	50.4%
% of FP17s for Band 1 Urgent Courses	48	1,035	4.6%	9.5%	8.0%	9.1%
% of FP17s Relating to Free Repair or Replacements	0	1,035	0.0%	0.9%	0.8%	0.8%
% of FP17s Relating to Continuations	2	1,035	0.2%	1.3%	1.2%	1.3%
% of Patients satisfied with the dentistry they have received	1	1	N/A	92.0%	92.8%	92.7%
% of Patients satisfied with the time they had to wait for an appointment	1	1	N/A	86.7%	89.2%	88.8%

* This is based on patients treated on this contract for their most recent course of treatment. Figures in italics indicate the base number of FP17s or Patient Questionnaire responses are less than 100. N/A is shown where the base number of responses is less than 10 during the period. % is calculated as Quantity/Base number*100

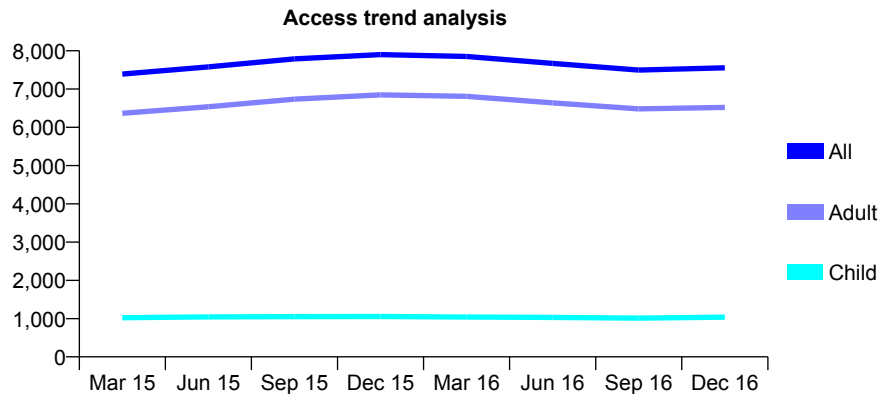
Q56 - Vital Signs At a Glance Contract Report for 120723/0001 - December 2016

Name or company name	Parish Vaid and Snehal Radia
Contract type name	GDS Contract
Purpose of contract	General
Contract start date	15/11/2013
Contract end date	

16/17 Contracted general activity (UDA)	32,567
Carry forward general activity (UDA)	0
16/17 Contracted orthodontic activity (UOA)	0
Carry forward orthodontic activity (UOA)	0
Baseline contract value	£830,800.98

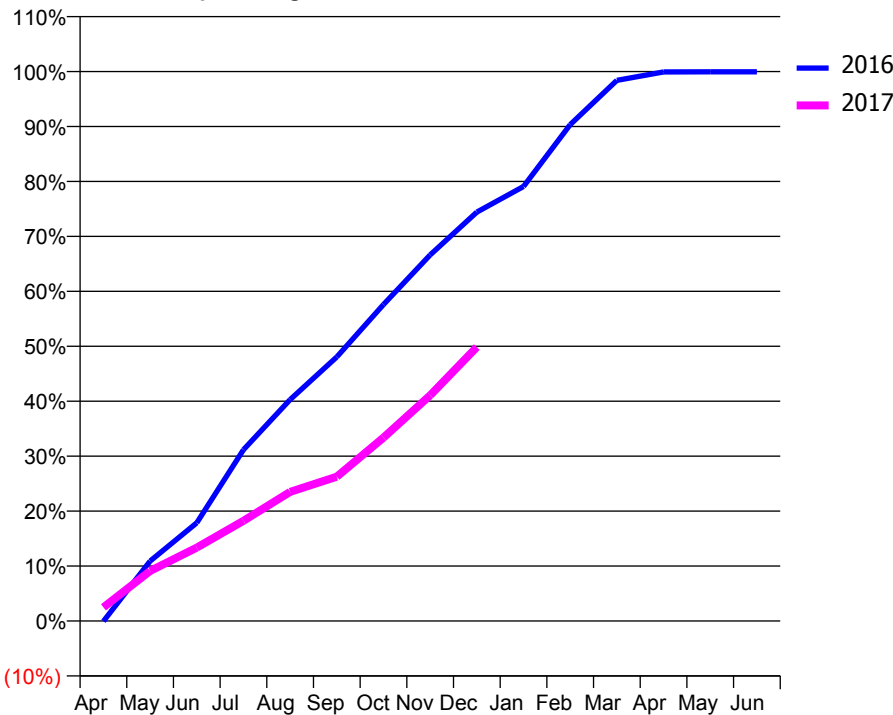
ACCESS*

Patients seen in 24 months	Total	Change since previous quarter
Quarter ending December 2015	7,902	
Quarter ending March 2016	7,852	→
Quarter ending June 2016	7,670	↓
Quarter ending September 2016	7,495	↓
Quarter ending December 2016	7,556	→
Variance since December 2015	(4.4%)	↓



ACTIVITY

Cumulative percentage of contracted UDA delivered 2016 & 2017



Month	Adjusted Scheduled Activity (UDA)	
	2016	2017
April	-18	808
May	3,335	2,968
June	5,464	4,351
July	9,528	5,937
August	12,314	7,655
September	14,690	8,552
October	17,608	10,870
November	20,364	13,375
December	22,746	16,234
January	24,168	
February	27,611	
March	30,073	
April	30,542	
May	30,550	
June	30,550	

QUALITY

	Quantity	Base Number	Contract	AT	Region	England
% of FP17s for the same patient ID Re-attending within 3 months - Children	85	1,112	7.6%	11.3%	12.1%	12.4%
% of FP17s for the same patient ID Re-attending within 3 months - Adults	1,139	7,396	15.4%	15.1%	15.9%	16.6%
% of FP17s for the same patient ID Re-attending between 3 & 9 months - Children	593	1,112	53.3%	58.7%	58.6%	57.5%
% of FP17s for the same patient ID Re-attending between 3 & 9 months - Adults	4,291	7,396	58.0%	49.8%	51.5%	50.4%
% of FP17s for Band 1 Urgent Courses	867	8,282	10.5%	9.5%	8.0%	9.1%
% of FP17s Relating to Free Repair or Replacements	82	8,282	1.0%	0.9%	0.8%	0.8%
% of FP17s Relating to Continuations	144	8,282	1.7%	1.3%	1.2%	1.3%
% of Patients satisfied with the dentistry they have received	9	10	90.0%	92.0%	92.8%	92.7%
% of Patients satisfied with the time they had to wait for an appointment	9	10	90.0%	86.7%	89.2%	88.8%

* This is based on patients treated on this contract for their most recent course of treatment. Figures in italics indicate the base number of FP17s or Patient Questionnaire responses are less than 100. N/A is shown where the base number of responses is less than 10 during the period. % is calculated as Quantity/Base number*100

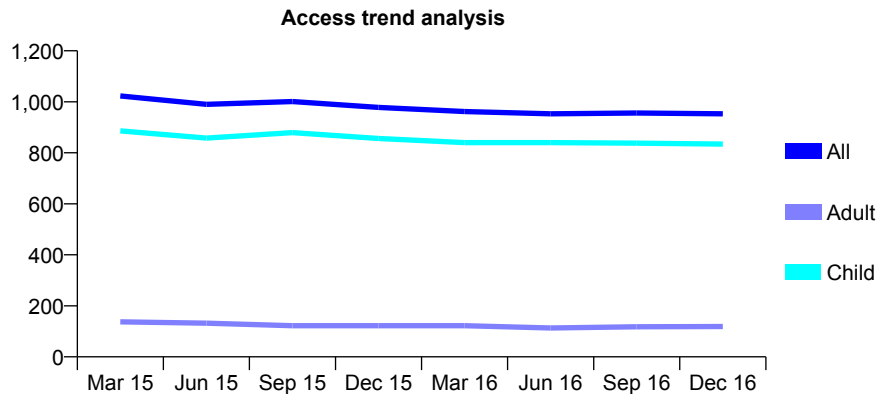
Q56 - Vital Signs At a Glance Contract Report for 121959/0001 - December 2016

Name or company name	Walton House Dental Practice Ltd
Contract type name	GDS Contract
Purpose of contract	General
Contract start date	01/02/2010
Contract end date	

16/17 Contracted general activity (UDA)	1,700
Carry forward general activity (UDA)	0
16/17 Contracted orthodontic activity (UOA)	0
Carry forward orthodontic activity (UOA)	0
Baseline contract value	£34,456.83

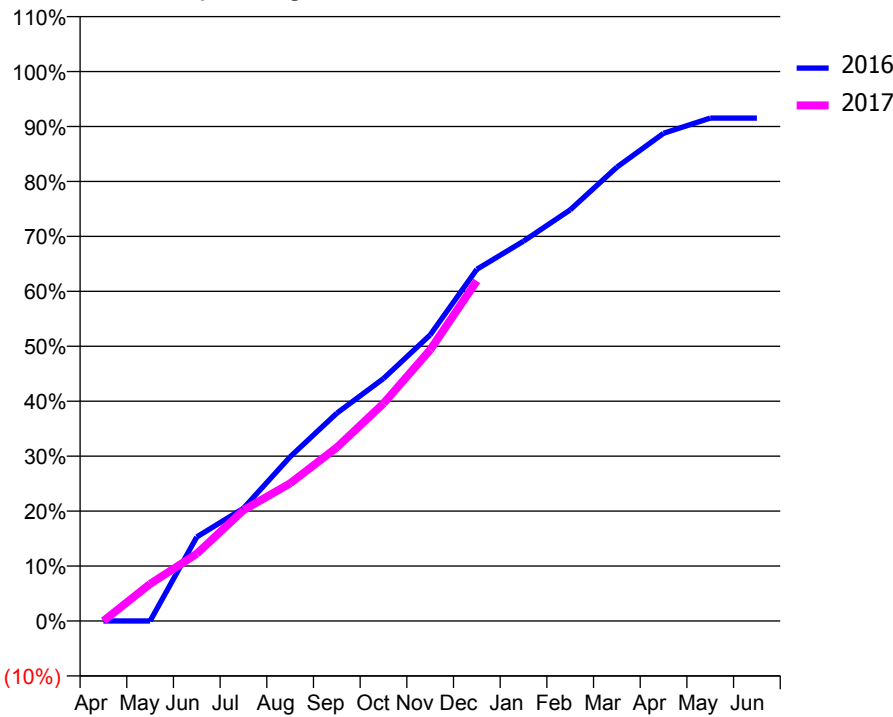
ACCESS*

Patients seen in 24 months	Total	Change since previous quarter
Quarter ending December 2015	978	
Quarter ending March 2016	962	↓
Quarter ending June 2016	953	→
Quarter ending September 2016	956	→
Quarter ending December 2016	953	→
Variance since December 2015	(2.6%)	↓



ACTIVITY

Cumulative percentage of contracted UDA delivered 2016 & 2017



Month	Adjusted Scheduled Activity (UDA)	
	2016	2017
April	0	0
May	0	115
June	260	208
July	349	343
August	508	426
September	643	537
October	750	673
November	885	839
December	1,088	1,052
January	1,175	
February	1,272	
March	1,404	
April	1,509	
May	1,556	
June	1,556	

QUALITY

	Quantity	Base Number	Contract	AT	Region	England
% of FP17s for the same patient ID Re-attending within 3 months - Children	37	876	4.2%	11.3%	12.1%	12.4%
% of FP17s for the same patient ID Re-attending within 3 months - Adults	3	25	12.0%	15.1%	15.9%	16.6%
% of FP17s for the same patient ID Re-attending between 3 & 9 months - Children	457	876	52.2%	58.7%	58.6%	57.5%
% of FP17s for the same patient ID Re-attending between 3 & 9 months - Adults	9	25	36.0%	49.8%	51.5%	50.4%
% of FP17s for Band 1 Urgent Courses	0	794	0.0%	9.5%	8.0%	9.1%
% of FP17s Relating to Free Repair or Replacements	0	794	0.0%	0.9%	0.8%	0.8%
% of FP17s Relating to Continuations	6	794	0.8%	1.3%	1.2%	1.3%
% of Patients satisfied with the dentistry they have received	2	2	N/A	92.0%	92.8%	92.7%
% of Patients satisfied with the time they had to wait for an appointment	2	2	N/A	86.7%	89.2%	88.8%

* This is based on patients treated on this contract for their most recent course of treatment. Figures in italics indicate the base number of FP17s or Patient Questionnaire responses are less than 100. N/A is shown where the base number of responses is less than 10 during the period. % is calculated as Quantity/Base number*100

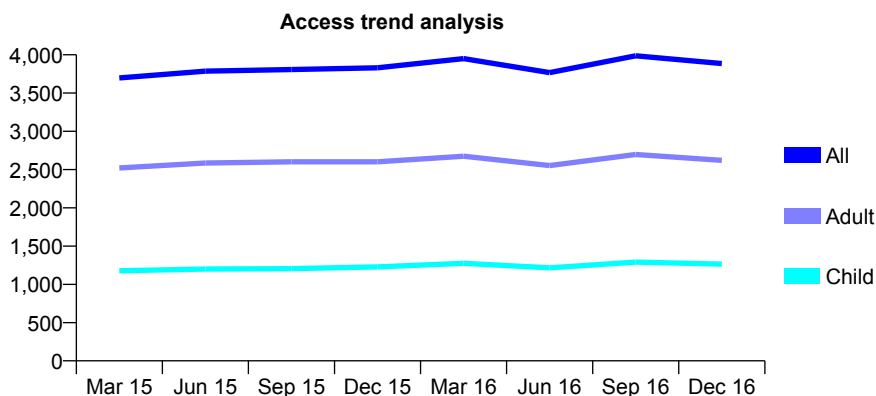
Q56 - Vital Signs At a Glance Contract Report for 124230/0001 - December 2016

Name or company name	Kenneth Ng Surgery Ltd
Contract type name	GDS Contract
Purpose of contract	General and Orthodontic
Contract start date	01/08/2008
Contract end date	

16/17 Contracted general activity (UDA)	9,340
Carry forward general activity (UDA)	-48
16/17 Contracted orthodontic activity (UOA)	0
Carry forward orthodontic activity (UOA)	0
Baseline contract value	£242,434.35

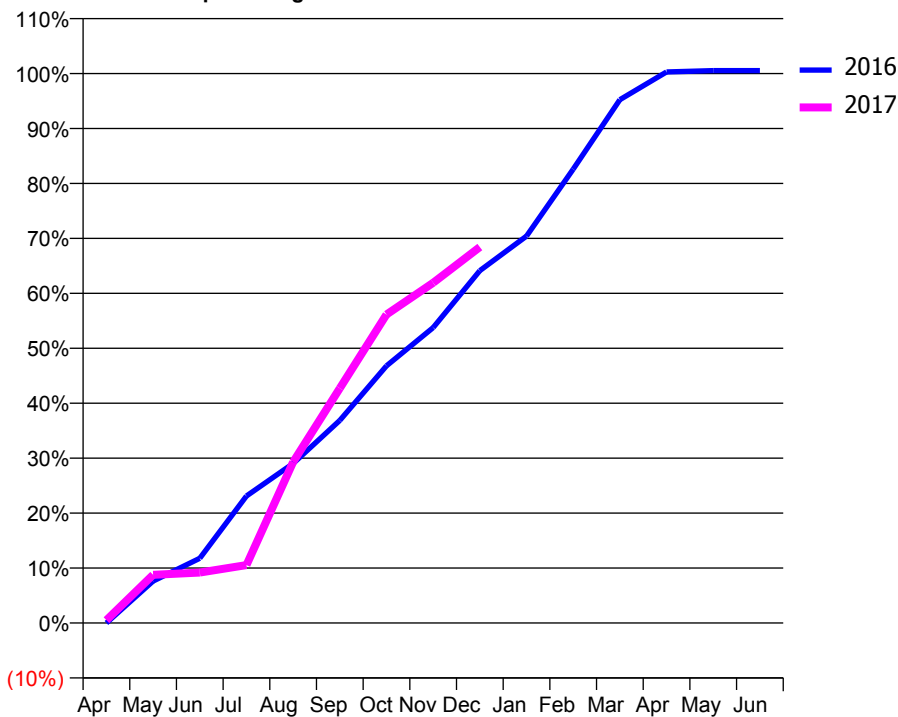
ACCESS*

Patients seen in 24 months	Total	Change since previous quarter
Quarter ending December 2015	3,830	
Quarter ending March 2016	3,950	↑
Quarter ending June 2016	3,767	↓
Quarter ending September 2016	3,987	↑
Quarter ending December 2016	3,886	↓
Variance since December 2015	1.5%	→



ACTIVITY

Cumulative percentage of contracted UDA delivered 2016 & 2017



Month	Adjusted Scheduled Activity (UDA)	
	2016	2017
April	0	48
May	711	820
June	1,097	858
July	2,149	985
August	2,699	2,737
September	3,428	3,990
October	4,353	5,244
November	5,000	5,783
December	5,965	6,389
January	6,547	
February	7,682	
March	8,858	
April	9,326	
May	9,348	
June	9,348	

QUALITY

	Quantity	Base Number	Contract	AT	Region	England
% of FP17s for the same patient ID Re-attending within 3 months - Children	73	1,002	7.3%	11.3%	12.1%	12.4%
% of FP17s for the same patient ID Re-attending within 3 months - Adults	259	1,891	13.7%	15.1%	15.9%	16.6%
% of FP17s for the same patient ID Re-attending between 3 & 9 months - Children	423	1,002	42.2%	58.7%	58.6%	57.5%
% of FP17s for the same patient ID Re-attending between 3 & 9 months - Adults	710	1,891	37.5%	49.8%	51.5%	50.4%
% of FP17s for Band 1 Urgent Courses	142	2,673	5.3%	9.5%	8.0%	9.1%
% of FP17s Relating to Free Repair or Replacements	11	2,673	0.4%	0.9%	0.8%	0.8%
% of FP17s Relating to Continuations	31	2,673	1.2%	1.3%	1.2%	1.3%
% of Patients satisfied with the dentistry they have received	5	5	N/A	92.0%	92.8%	92.7%
% of Patients satisfied with the time they had to wait for an appointment	5	5	N/A	86.7%	89.2%	88.8%

* This is based on patients treated on this contract for their most recent course of treatment. Figures in italics indicate the base number of FP17s or Patient Questionnaire responses are less than 100. N/A is shown where the base number of responses is less than 10 during the period. % is calculated as Quantity/Base number*100

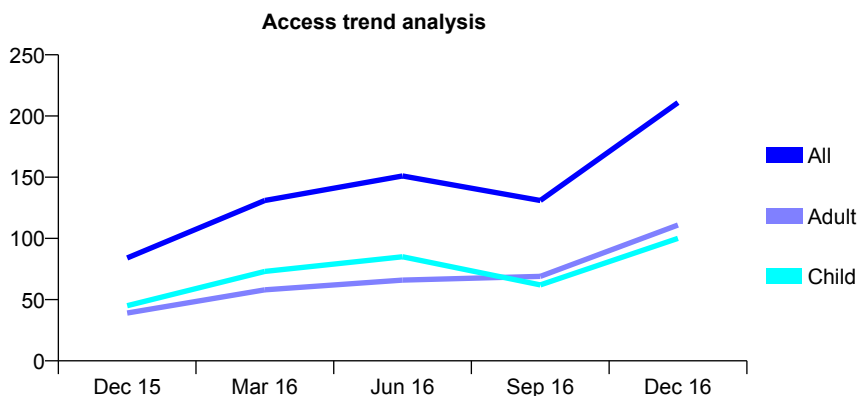
Q56 - Vital Signs At a Glance Contract Report for 124338/0001 - December 2016

Name or company name	Wood, Bryant & Coyle
Contract type name	GDS Contract
Purpose of contract	General
Contract start date	01/09/2015
Contract end date	

16/17 Contracted general activity (UDA)	427
Carry forward general activity (UDA)	0
16/17 Contracted orthodontic activity (UOA)	0
Carry forward orthodontic activity (UOA)	0
Baseline contract value	£10,600.06

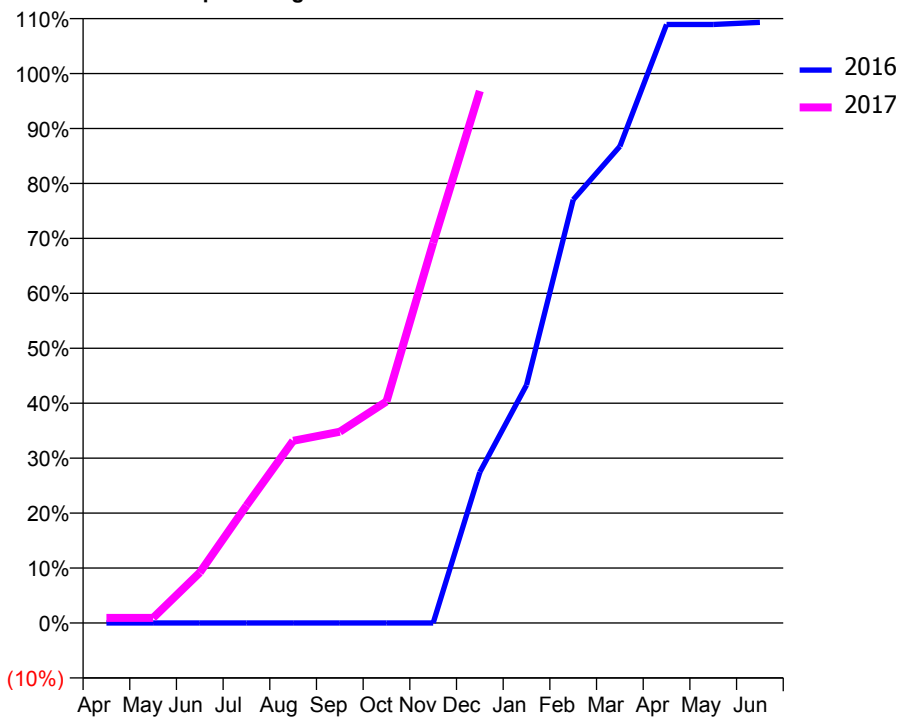
ACCESS*

Patients seen in 24 months	Total	Change since previous quarter
Quarter ending December 2015	84	
Quarter ending March 2016	131	↑
Quarter ending June 2016	151	↑
Quarter ending September 2016	131	↓
Quarter ending December 2016	211	↑
Variance since December 2015	151.2%	↑



ACTIVITY

Cumulative percentage of contracted UDA delivered 2016 & 2017



Month	Adjusted Scheduled Activity (UDA)	
	2016	2017
April	0	4
May	0	4
June	0	39
July	0	91
August	0	142
September	0	149
October	0	172
November	0	295
December	68	413
January	108	
February	192	
March	216	
April	271	
May	271	
June	272	

QUALITY

	Quantity	Base Number	Contract	AT	Region	England
% of FP17s for the same patient ID Re-attending within 3 months - Children	5	136	3.7%	11.3%	12.1%	12.4%
% of FP17s for the same patient ID Re-attending within 3 months - Adults	16	87	18.4%	15.1%	15.9%	16.6%
% of FP17s for the same patient ID Re-attending between 3 & 9 months - Children	53	136	39.0%	58.7%	58.6%	57.5%
% of FP17s for the same patient ID Re-attending between 3 & 9 months - Adults	13	87	14.9%	49.8%	51.5%	50.4%
% of FP17s for Band 1 Urgent Courses	7	200	3.5%	9.5%	8.0%	9.1%
% of FP17s Relating to Free Repair or Replacements	0	200	0.0%	0.9%	0.8%	0.8%
% of FP17s Relating to Continuations	0	200	0.0%	1.3%	1.2%	1.3%
% of Patients satisfied with the dentistry they have received	0	0	N/A	92.0%	92.8%	92.7%
% of Patients satisfied with the time they had to wait for an appointment	0	0	N/A	86.7%	89.2%	88.8%

* This is based on patients treated on this contract for their most recent course of treatment. Figures in italics indicate the base number of FP17s or Patient Questionnaire responses are less than 100. N/A is shown where the base number of responses is less than 10 during the period. % is calculated as Quantity/Base number*100

Q56 - Vital Signs At a Glance Contract Report for 124338/0002 - December 2016

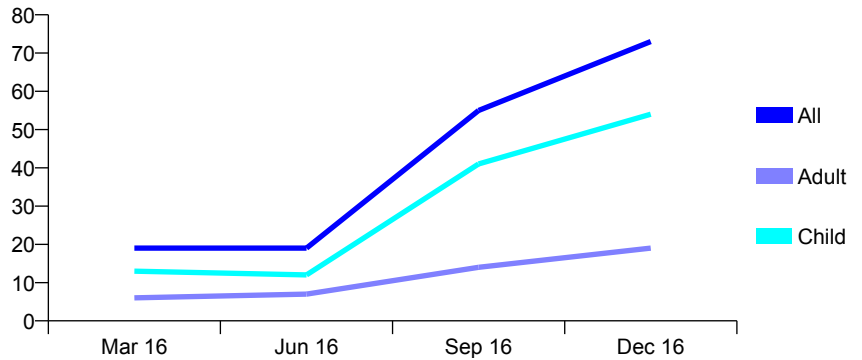
Name or company name	Wood, Bryant & Coyle
Contract type name	GDS Contract
Purpose of contract	General
Contract start date	01/01/2016
Contract end date	

16/17 Contracted general activity (UDA)	2,914
Carry forward general activity (UDA)	0
16/17 Contracted orthodontic activity (UOA)	0
Carry forward orthodontic activity (UOA)	0
Baseline contract value	£78,274.86

ACCESS*

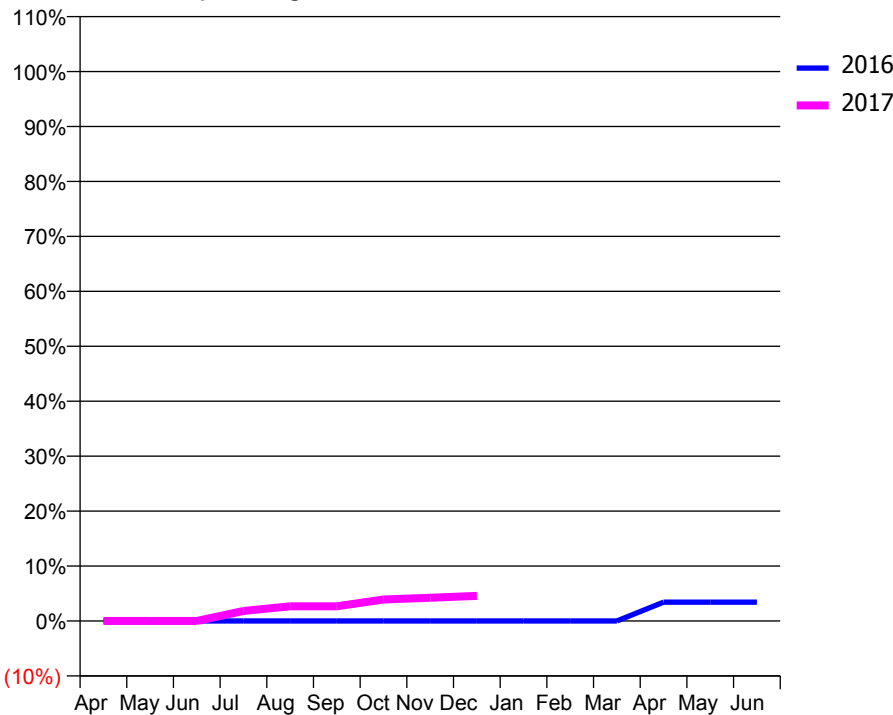
Patients seen in 24 months	Total	Change since previous quarter
Quarter ending December 2015	0	
Quarter ending March 2016	19	
Quarter ending June 2016	19	→
Quarter ending September 2016	55	↑
Quarter ending December 2016	73	↑
Variance since December 2015	N/A	

Access trend analysis



ACTIVITY

Cumulative percentage of contracted UDA delivered 2016 & 2017



Month	Adjusted Scheduled Activity (UDA)	
	2016	2017
April	0	0
May	0	0
June	0	0
July	0	53
August	0	78
September	0	78
October	0	114
November	0	123
December	0	133
January	0	
February	0	
March	0	
April	25	
May	25	
June	25	

QUALITY

	Quantity	Base Number	Contract	AT	Region	England
% of FP17s for the same patient ID Re-attending within 3 months - Children	1	82	1.2%	11.3%	12.1%	12.4%
% of FP17s for the same patient ID Re-attending within 3 months - Adults	4	26	15.4%	15.1%	15.9%	16.6%
% of FP17s for the same patient ID Re-attending between 3 & 9 months - Children	18	82	22.0%	58.7%	58.6%	57.5%
% of FP17s for the same patient ID Re-attending between 3 & 9 months - Adults	5	26	19.2%	49.8%	51.5%	50.4%
% of FP17s for Band 1 Urgent Courses	2	86	2.3%	9.5%	8.0%	9.1%
% of FP17s Relating to Free Repair or Replacements	0	86	0.0%	0.9%	0.8%	0.8%
% of FP17s Relating to Continuations	3	86	3.5%	1.3%	1.2%	1.3%
% of Patients satisfied with the dentistry they have received	0	0	N/A	92.0%	92.8%	92.7%
% of Patients satisfied with the time they had to wait for an appointment	0	0	N/A	86.7%	89.2%	88.8%

* This is based on patients treated on this contract for their most recent course of treatment. Figures in italics indicate the base number of FP17s or Patient Questionnaire responses are less than 100. N/A is shown where the base number of responses is less than 10 during the period. % is calculated as Quantity/Base number*100

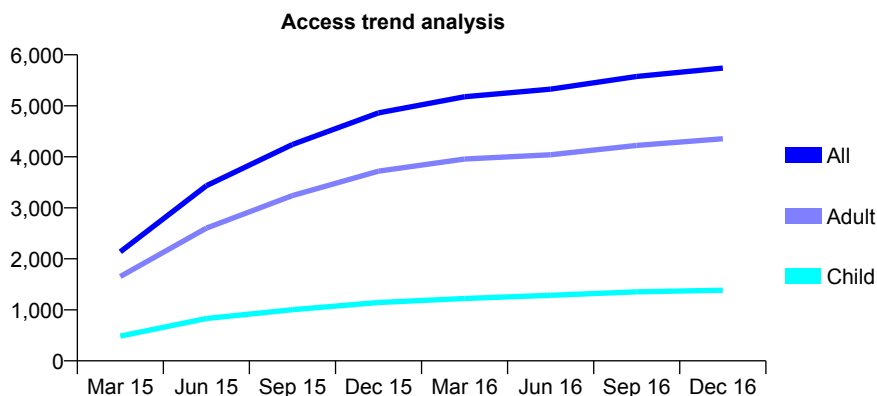
Q56 - Vital Signs At a Glance Contract Report for 124923/0001 - December 2016

Name or company name	Great Shelford Dental Practice Ltd
Contract type name	GDS Contract
Purpose of contract	General
Contract start date	01/11/2014
Contract end date	

16/17 Contracted general activity (UDA)	14,267
Carry forward general activity (UDA)	284
16/17 Contracted orthodontic activity (UOA)	0
Carry forward orthodontic activity (UOA)	0
Baseline contract value	£344,442.66

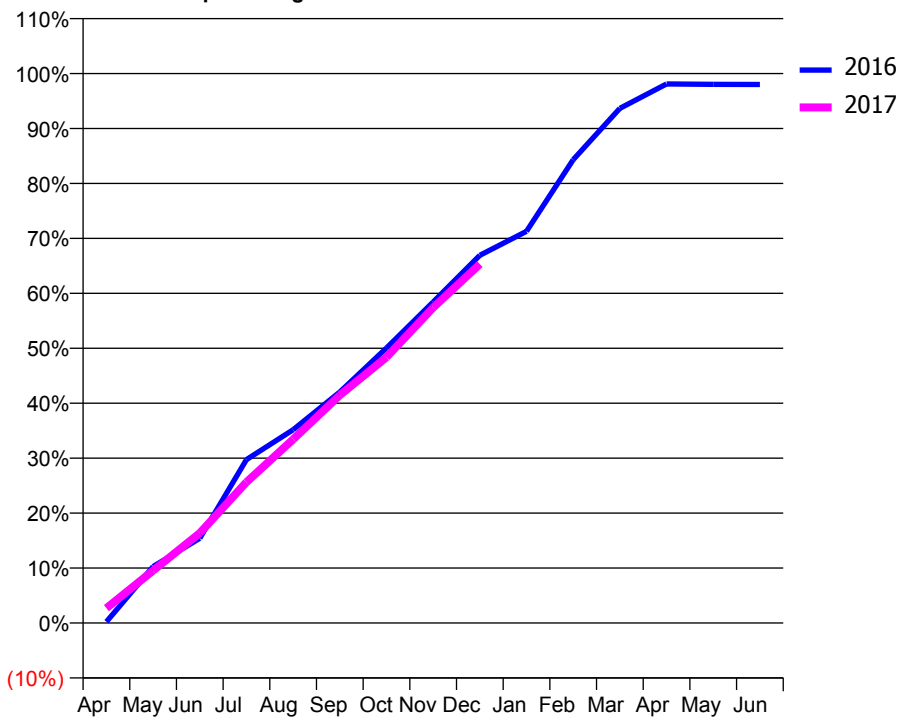
ACCESS*

Patients seen in 24 months	Total	Change since previous quarter
Quarter ending December 2015	4,862	
Quarter ending March 2016	5,179	↑
Quarter ending June 2016	5,327	↑
Quarter ending September 2016	5,576	↑
Quarter ending December 2016	5,740	↑
Variance since December 2015	18.1%	↑



ACTIVITY

Cumulative percentage of contracted UDA delivered 2016 & 2017



Month	Adjusted Scheduled Activity (UDA)	
	2016	2017
April	31	385
May	1,466	1,364
June	2,200	2,336
July	4,244	3,657
August	5,017	4,767
September	5,998	5,914
October	7,141	6,903
November	8,336	8,188
December	9,545	9,319
January	10,171	
February	12,028	
March	13,362	
April	13,997	
May	13,987	
June	13,983	

QUALITY

	Quantity	Base Number	Contract	AT	Region	England
% of FP17s for the same patient ID Re-attending within 3 months - Children	74	1,428	5.2%	11.3%	12.1%	12.4%
% of FP17s for the same patient ID Re-attending within 3 months - Adults	643	4,105	15.7%	15.1%	15.9%	16.6%
% of FP17s for the same patient ID Re-attending between 3 & 9 months - Children	696	1,428	48.7%	58.7%	58.6%	57.5%
% of FP17s for the same patient ID Re-attending between 3 & 9 months - Adults	1,551	4,105	37.8%	49.8%	51.5%	50.4%
% of FP17s for Band 1 Urgent Courses	512	5,189	9.9%	9.5%	8.0%	9.1%
% of FP17s Relating to Free Repair or Replacements	55	5,189	1.1%	0.9%	0.8%	0.8%
% of FP17s Relating to Continuations	47	5,189	0.9%	1.3%	1.2%	1.3%
% of Patients satisfied with the dentistry they have received	9	12	75.0%	92.0%	92.8%	92.7%
% of Patients satisfied with the time they had to wait for an appointment	9	12	75.0%	86.7%	89.2%	88.8%

* This is based on patients treated on this contract for their most recent course of treatment. Figures in italics indicate the base number of FP17s or Patient Questionnaire responses are less than 100. N/A is shown where the base number of responses is less than 10 during the period. % is calculated as Quantity/Base number*100

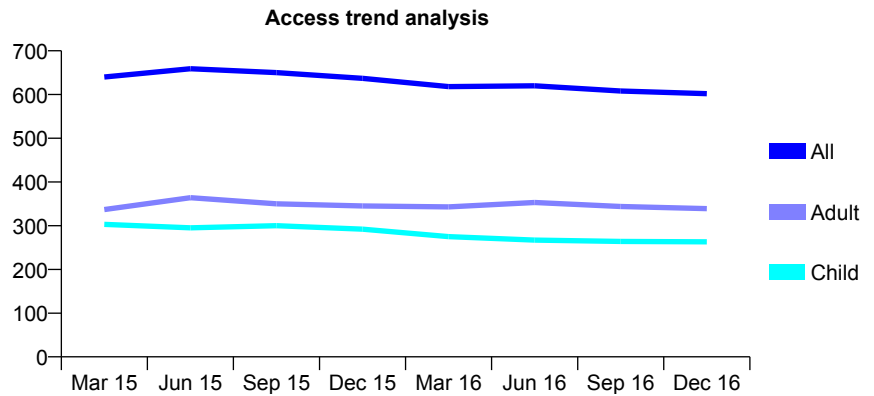
Q56 - Vital Signs At a Glance Contract Report for 125776/0003 - December 2016

Name or company name	Apex Dental Care Ltd
Contract type name	GDS Contract
Purpose of contract	General
Contract start date	01/06/2009
Contract end date	

16/17 Contracted general activity (UDA)	1,202
Carry forward general activity (UDA)	-16
16/17 Contracted orthodontic activity (UOA)	0
Carry forward orthodontic activity (UOA)	0
Baseline contract value	£27,308.87

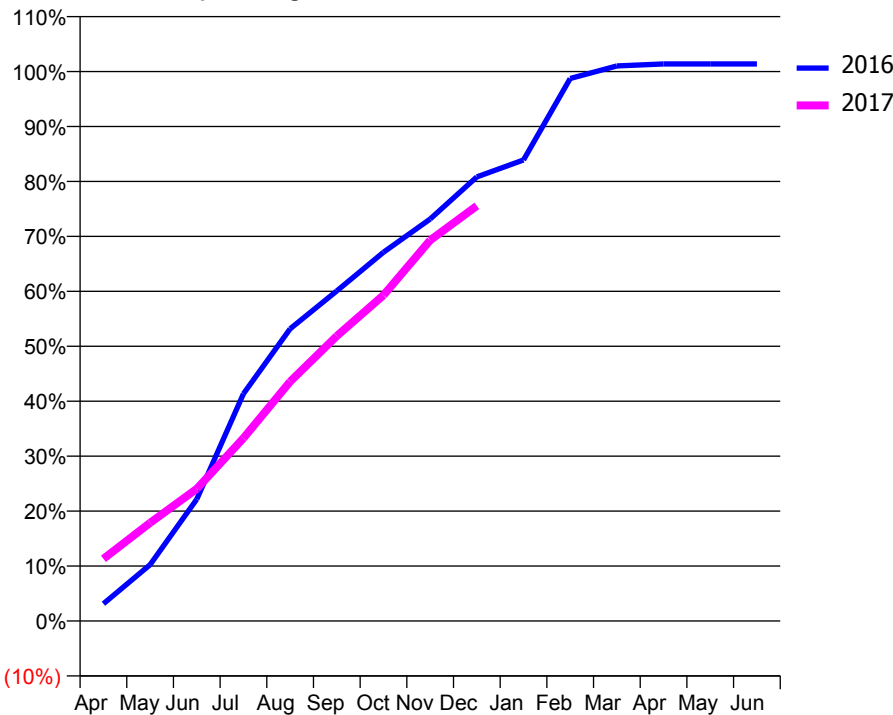
ACCESS*

Patients seen in 24 months	Total	Change since previous quarter
Quarter ending December 2015	637	
Quarter ending March 2016	618	↓
Quarter ending June 2016	620	→
Quarter ending September 2016	608	↓
Quarter ending December 2016	602	→
Variance since December 2015	(5.5%)	↓



ACTIVITY

Cumulative percentage of contracted UDA delivered 2016 & 2017



Month	Adjusted Scheduled Activity (UDA)	
	2016	2017
April	38	136
May	123	215
June	267	289
July	497	400
August	639	524
September	722	623
October	807	713
November	879	833
December	971	908
January	1,009	
February	1,187	
March	1,214	
April	1,218	
May	1,218	
June	1,218	

QUALITY

	Quantity	Base Number	Contract	AT	Region	England
% of FP17s for the same patient ID Re-attending within 3 months - Children	10	276	3.6%	11.3%	12.1%	12.4%
% of FP17s for the same patient ID Re-attending within 3 months - Adults	18	250	7.2%	15.1%	15.9%	16.6%
% of FP17s for the same patient ID Re-attending between 3 & 9 months - Children	195	276	70.7%	58.7%	58.6%	57.5%
% of FP17s for the same patient ID Re-attending between 3 & 9 months - Adults	125	250	50.0%	49.8%	51.5%	50.4%
% of FP17s for Band 1 Urgent Courses	21	523	4.0%	9.5%	8.0%	9.1%
% of FP17s Relating to Free Repair or Replacements	2	523	0.4%	0.9%	0.8%	0.8%
% of FP17s Relating to Continuations	2	523	0.4%	1.3%	1.2%	1.3%
% of Patients satisfied with the dentistry they have received	1	1	N/A	92.0%	92.8%	92.7%
% of Patients satisfied with the time they had to wait for an appointment	1	1	N/A	86.7%	89.2%	88.8%

* This is based on patients treated on this contract for their most recent course of treatment. Figures in italics indicate the base number of FP17s or Patient Questionnaire responses are less than 100. N/A is shown where the base number of responses is less than 10 during the period. % is calculated as Quantity/Base number*100

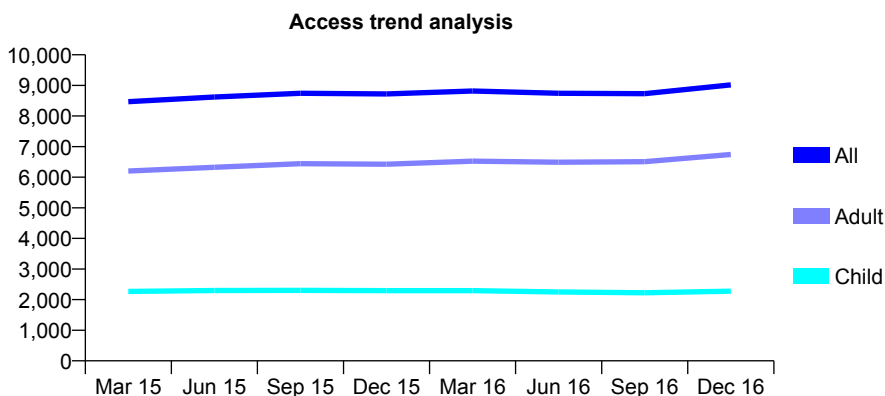
Q56 - Vital Signs At a Glance Contract Report for 125776/0010 - December 2016

Name or company name	Apex Dental Care Ltd
Contract type name	PDS Contract
Purpose of contract	General
Contract start date	01/04/2011
Contract end date	31/03/2018

16/17 Contracted general activity (UDA)	26,362
Carry forward general activity (UDA)	0
16/17 Contracted orthodontic activity (UOA)	0
Carry forward orthodontic activity (UOA)	0
Baseline contract value	£682,056.07

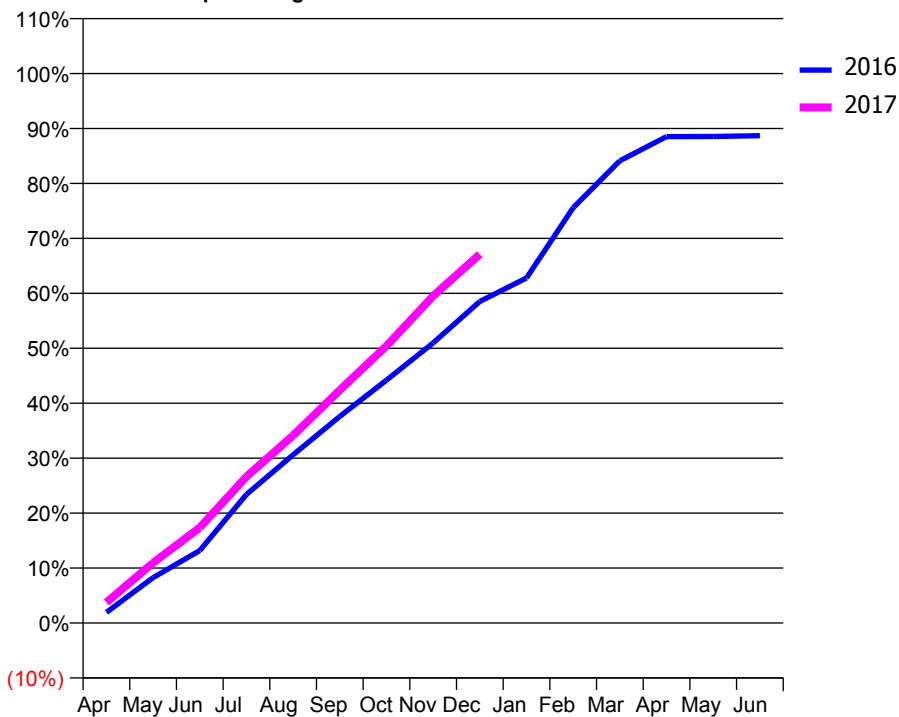
ACCESS*

Patients seen in 24 months	Total	Change since previous quarter
Quarter ending December 2015	8,719	
Quarter ending March 2016	8,816	→
Quarter ending June 2016	8,741	→
Quarter ending September 2016	8,729	→
Quarter ending December 2016	9,019	↑
Variance since December 2015	3.4%	↑



ACTIVITY

Cumulative percentage of contracted UDA delivered 2016 & 2017



Month	Adjusted Scheduled Activity (UDA)	
	2016	2017
April	510	989
May	2,178	2,890
June	3,476	4,576
July	6,173	7,022
August	8,069	8,997
September	9,915	11,172
October	11,651	13,290
November	13,438	15,691
December	15,425	17,690
January	16,554	
February	19,923	
March	22,177	
April	23,337	
May	23,338	
June	23,376	

QUALITY

	Quantity	Base Number	Contract	AT	Region	England
% of FP17s for the same patient ID Re-attending within 3 months - Children	270	2,702	10.0%	11.3%	12.1%	12.4%
% of FP17s for the same patient ID Re-attending within 3 months - Adults	1,107	7,070	15.7%	15.1%	15.9%	16.6%
% of FP17s for the same patient ID Re-attending between 3 & 9 months - Children	1,557	2,702	57.6%	58.7%	58.6%	57.5%
% of FP17s for the same patient ID Re-attending between 3 & 9 months - Adults	3,709	7,070	52.5%	49.8%	51.5%	50.4%
% of FP17s for Band 1 Urgent Courses	1,104	9,154	12.1%	9.5%	8.0%	9.1%
% of FP17s Relating to Free Repair or Replacements	67	9,154	0.7%	0.9%	0.8%	0.8%
% of FP17s Relating to Continuations	46	9,154	0.5%	1.3%	1.2%	1.3%
% of Patients satisfied with the dentistry they have received	9	10	90.0%	92.0%	92.8%	92.7%
% of Patients satisfied with the time they had to wait for an appointment	10	10	100.0%	86.7%	89.2%	88.8%

* This is based on patients treated on this contract for their most recent course of treatment. Figures in italics indicate the base number of FP17s or Patient Questionnaire responses are less than 100. N/A is shown where the base number of responses is less than 10 during the period. % is calculated as Quantity/Base number*100

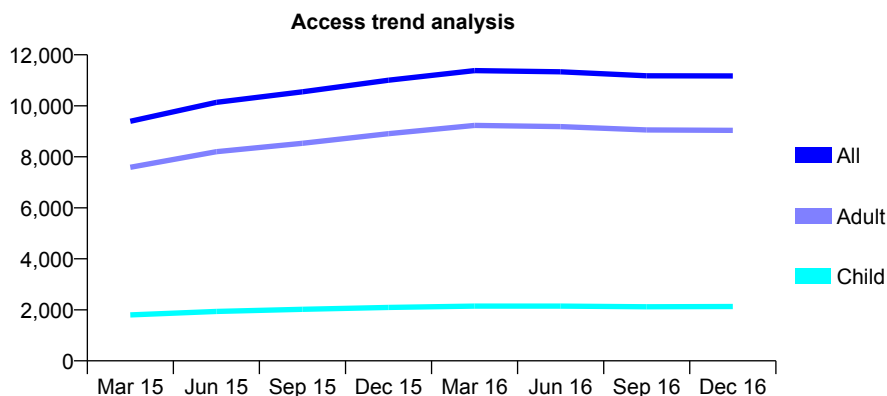
Q56 - Vital Signs At a Glance Contract Report for 126225/0001 - December 2016

Name or company name	Dr P Vaid, Dr S Radia and Dr S Shah
Contract type name	GDS Contract
Purpose of contract	General
Contract start date	01/04/2014
Contract end date	

16/17 Contracted general activity (UDA)	37,499
Carry forward general activity (UDA)	0
16/17 Contracted orthodontic activity (UOA)	0
Carry forward orthodontic activity (UOA)	0
Baseline contract value	£1,171,414.42

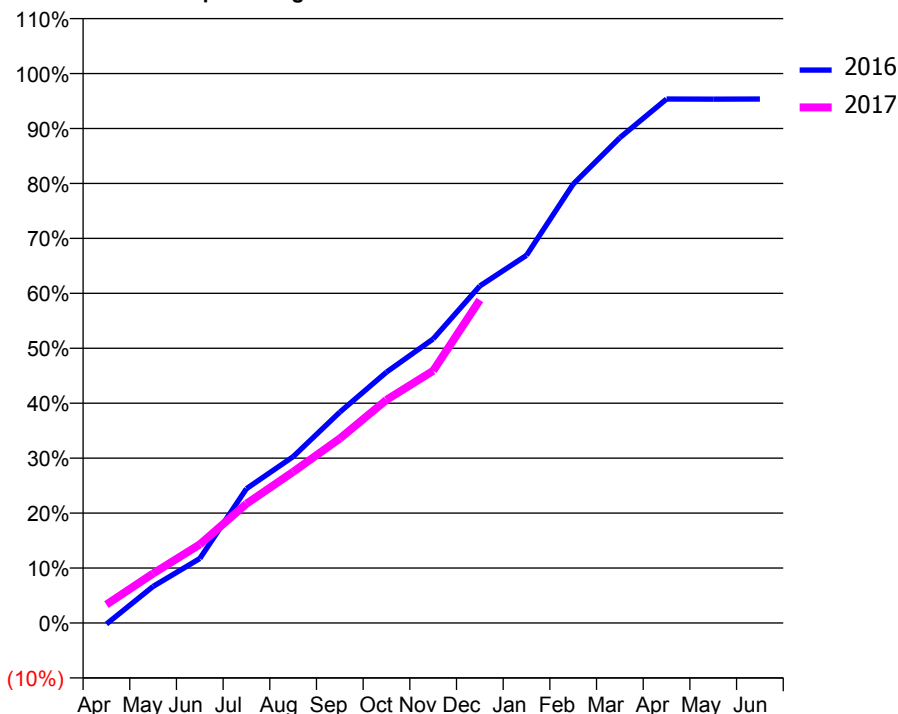
ACCESS*

Patients seen in 24 months	Total	Change since previous quarter
Quarter ending December 2015	11,004	
Quarter ending March 2016	11,380	↑
Quarter ending June 2016	11,332	→
Quarter ending September 2016	11,175	↓
Quarter ending December 2016	11,171	→
Variance since December 2015	1.5%	→



ACTIVITY

Cumulative percentage of contracted UDA delivered 2016 & 2017



Month	Adjusted Scheduled Activity (UDA)	
	2016	2017
April	-67	1,258
May	2,224	3,377
June	3,912	5,365
July	8,151	8,142
August	10,091	10,313
September	12,791	12,587
October	15,216	15,227
November	17,234	17,215
December	20,445	22,046
January	22,303	
February	26,628	
March	29,440	
April	31,785	
May	31,775	
June	31,781	

QUALITY

	Quantity	Base Number	Contract	AT	Region	England
% of FP17s for the same patient ID Re-attending within 3 months - Children	168	2,390	7.0%	11.3%	12.1%	12.4%
% of FP17s for the same patient ID Re-attending within 3 months - Adults	1,057	8,736	12.1%	15.1%	15.9%	16.6%
% of FP17s for the same patient ID Re-attending between 3 & 9 months - Children	1,410	2,390	59.0%	58.7%	58.6%	57.5%
% of FP17s for the same patient ID Re-attending between 3 & 9 months - Adults	3,866	8,736	44.3%	49.8%	51.5%	50.4%
% of FP17s for Band 1 Urgent Courses	764	10,117	7.6%	9.5%	8.0%	9.1%
% of FP17s Relating to Free Repair or Replacements	121	10,117	1.2%	0.9%	0.8%	0.8%
% of FP17s Relating to Continuations	110	10,117	1.1%	1.3%	1.2%	1.3%
% of Patients satisfied with the dentistry they have received	14	20	70.0%	92.0%	92.8%	92.7%
% of Patients satisfied with the time they had to wait for an appointment	14	20	70.0%	86.7%	89.2%	88.8%

* This is based on patients treated on this contract for their most recent course of treatment. Figures in italics indicate the base number of FP17s or Patient Questionnaire responses are less than 100. N/A is shown where the base number of responses is less than 10 during the period. % is calculated as Quantity/Base number*100

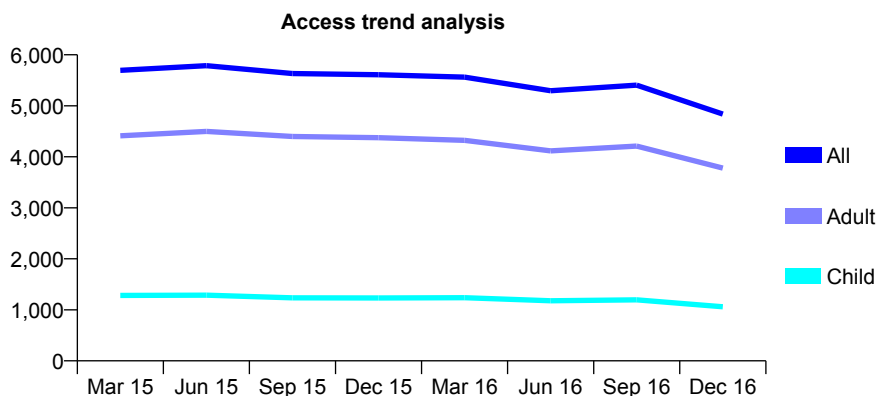
Q56 - Vital Signs At a Glance Contract Report for 127809/0001 - December 2016

Name or company name	S Emami, M Dehghanpour, J Vaghela, J Va
Contract type name	GDS Contract
Purpose of contract	General
Contract start date	01/11/2010
Contract end date	

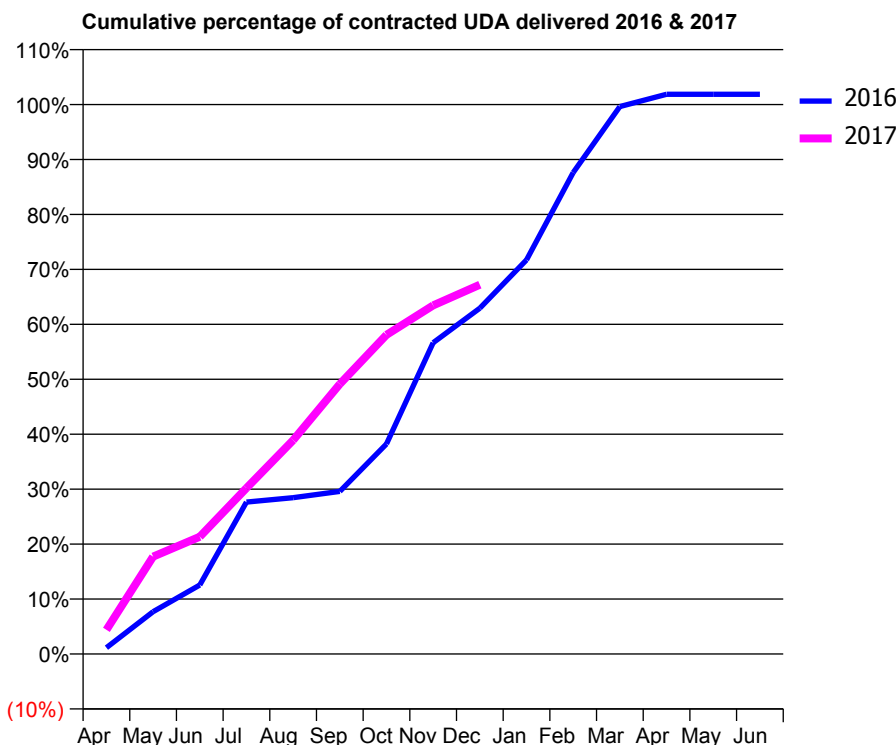
16/17 Contracted general activity (UDA)	16,500
Carry forward general activity (UDA)	-271
16/17 Contracted orthodontic activity (UOA)	0
Carry forward orthodontic activity (UOA)	0
Baseline contract value	£384,622.87

ACCESS*

Patients seen in 24 months	Total	Change since previous quarter
Quarter ending December 2015	5,608	
Quarter ending March 2016	5,561	→
Quarter ending June 2016	5,295	↓
Quarter ending September 2016	5,406	↑
Quarter ending December 2016	4,839	↓
Variance since December 2015	(13.7%)	↓



ACTIVITY



Month	Adjusted Scheduled Activity (UDA)	
	2016	2017
April	165	729
May	1,116	2,926
June	1,820	3,523
July	4,011	4,984
August	4,125	6,419
September	4,290	8,107
October	5,544	9,584
November	8,213	10,467
December	9,127	11,089
January	10,400	
February	12,704	
March	14,446	
April	14,770	
May	14,771	
June	14,771	

QUALITY

	Quantity	Base Number	Contract	AT	Region	England
% of FP17s for the same patient ID Re-attending within 3 months - Children	188	1,306	14.4%	11.3%	12.1%	12.4%
% of FP17s for the same patient ID Re-attending within 3 months - Adults	773	4,227	18.3%	15.1%	15.9%	16.6%
% of FP17s for the same patient ID Re-attending between 3 & 9 months - Children	607	1,306	46.5%	58.7%	58.6%	57.5%
% of FP17s for the same patient ID Re-attending between 3 & 9 months - Adults	1,823	4,227	43.1%	49.8%	51.5%	50.4%
% of FP17s for Band 1 Urgent Courses	616	4,840	12.7%	9.5%	8.0%	9.1%
% of FP17s Relating to Free Repair or Replacements	13	4,840	0.3%	0.9%	0.8%	0.8%
% of FP17s Relating to Continuations	39	4,840	0.8%	1.3%	1.2%	1.3%
% of Patients satisfied with the dentistry they have received	4	4	N/A	92.0%	92.8%	92.7%
% of Patients satisfied with the time they had to wait for an appointment	4	4	N/A	86.7%	89.2%	88.8%

* This is based on patients treated on this contract for their most recent course of treatment. Figures in italics indicate the base number of FP17s or Patient Questionnaire responses are less than 100. N/A is shown where the base number of responses is less than 10 during the period. % is calculated as Quantity/Base number*100

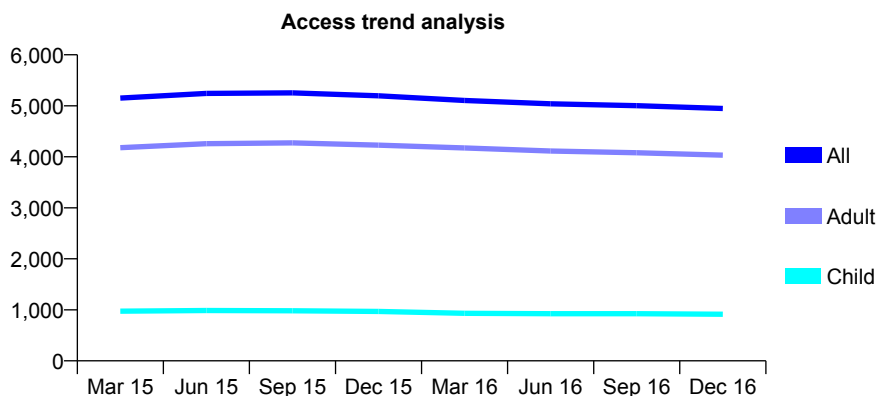
Q56 - Vital Signs At a Glance Contract Report for 128767/0001 - December 2016

Name or company name	Hejazifar, Namazy, and Namazy
Contract type name	GDS Contract
Purpose of contract	General
Contract start date	01/04/2013
Contract end date	

16/17 Contracted general activity (UDA)	14,333
Carry forward general activity (UDA)	-142
16/17 Contracted orthodontic activity (UOA)	0
Carry forward orthodontic activity (UOA)	0
Baseline contract value	£344,475.70

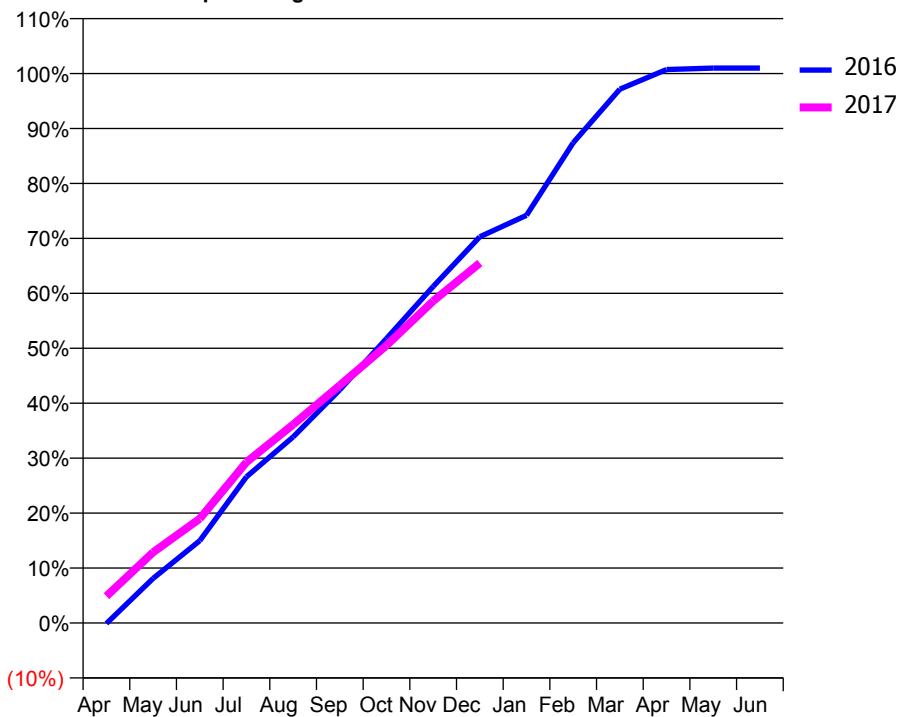
ACCESS*

Patients seen in 24 months	Total	Change since previous quarter
Quarter ending December 2015	5,197	
Quarter ending March 2016	5,105	↓
Quarter ending June 2016	5,039	↓
Quarter ending September 2016	5,003	→
Quarter ending December 2016	4,947	↓
Variance since December 2015	(4.8%)	↓



ACTIVITY

Cumulative percentage of contracted UDA delivered 2016 & 2017



Month	Adjusted Scheduled Activity (UDA)	
	2016	2017
April	-16	701
May	1,164	1,844
June	2,146	2,722
July	3,813	4,197
August	4,854	5,179
September	6,080	6,199
October	7,422	7,239
November	8,776	8,397
December	10,076	9,391
January	10,634	
February	12,525	
March	13,923	
April	14,437	
May	14,475	
June	14,475	

QUALITY

	Quantity	Base Number	Contract	AT	Region	England
% of FP17s for the same patient ID Re-attending within 3 months - Children	65	1,039	6.3%	11.3%	12.1%	12.4%
% of FP17s for the same patient ID Re-attending within 3 months - Adults	610	4,142	14.7%	15.1%	15.9%	16.6%
% of FP17s for the same patient ID Re-attending between 3 & 9 months - Children	736	1,039	70.8%	58.7%	58.6%	57.5%
% of FP17s for the same patient ID Re-attending between 3 & 9 months - Adults	2,149	4,142	51.9%	49.8%	51.5%	50.4%
% of FP17s for Band 1 Urgent Courses	453	4,917	9.2%	9.5%	8.0%	9.1%
% of FP17s Relating to Free Repair or Replacements	38	4,917	0.8%	0.9%	0.8%	0.8%
% of FP17s Relating to Continuations	39	4,917	0.8%	1.3%	1.2%	1.3%
% of Patients satisfied with the dentistry they have received	4	4	N/A	92.0%	92.8%	92.7%
% of Patients satisfied with the time they had to wait for an appointment	4	4	N/A	86.7%	89.2%	88.8%

* This is based on patients treated on this contract for their most recent course of treatment. Figures in italics indicate the base number of FP17s or Patient Questionnaire responses are less than 100. N/A is shown where the base number of responses is less than 10 during the period. % is calculated as Quantity/Base number*100

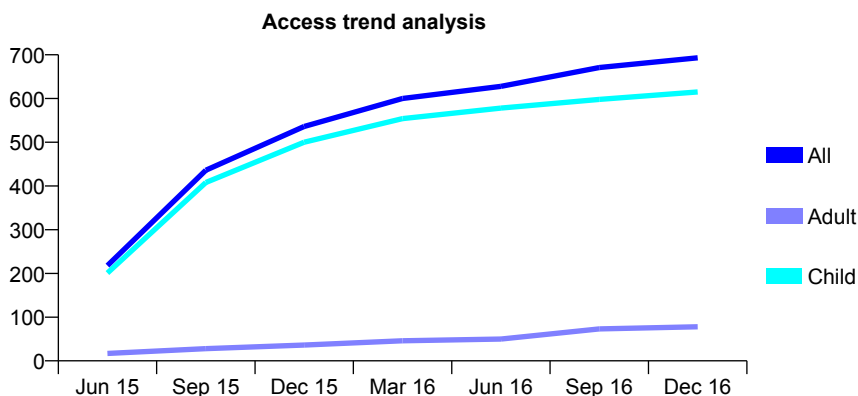
Q56 - Vital Signs At a Glance Contract Report for 128953/0002 - December 2016

Name or company name	Cathedral Dental Practice Ltd
Contract type name	GDS Contract
Purpose of contract	General
Contract start date	01/04/2015
Contract end date	

16/17 Contracted general activity (UDA)	1,610
Carry forward general activity (UDA)	0
16/17 Contracted orthodontic activity (UOA)	0
Carry forward orthodontic activity (UOA)	0
Baseline contract value	£35,882.33

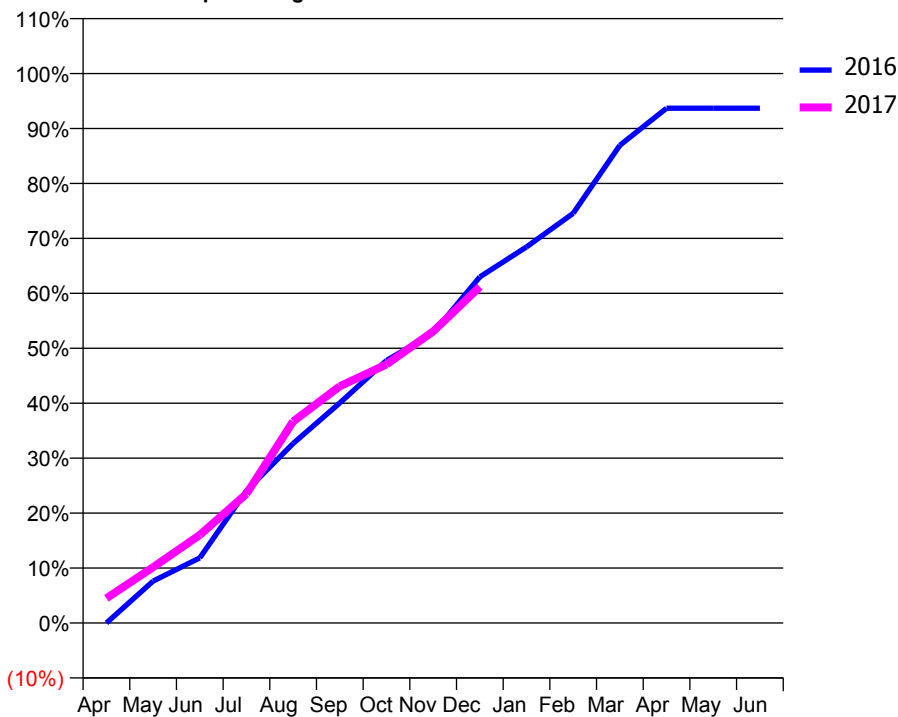
ACCESS*

Patients seen in 24 months	Total	Change since previous quarter
Quarter ending December 2015	536	
Quarter ending March 2016	600	↑
Quarter ending June 2016	628	↑
Quarter ending September 2016	671	↑
Quarter ending December 2016	693	↑
Variance since December 2015	29.3%	↑



ACTIVITY

Cumulative percentage of contracted UDA delivered 2016 & 2017



Month	Adjusted Scheduled Activity (UDA)	
	2016	2017
April	0	72
May	122	164
June	190	258
July	386	378
August	523	590
September	642	694
October	765	758
November	846	854
December	1,009	985
January	1,096	
February	1,194	
March	1,393	
April	1,501	
May	1,501	
June	1,501	

QUALITY

	Quantity	Base Number	Contract	AT	Region	England
% of FP17s for the same patient ID Re-attending within 3 months - Children	36	706	5.1%	11.3%	12.1%	12.4%
% of FP17s for the same patient ID Re-attending within 3 months - Adults	0	23	0.0%	15.1%	15.9%	16.6%
% of FP17s for the same patient ID Re-attending between 3 & 9 months - Children	460	706	65.2%	58.7%	58.6%	57.5%
% of FP17s for the same patient ID Re-attending between 3 & 9 months - Adults	17	23	73.9%	49.8%	51.5%	50.4%
% of FP17s for Band 1 Urgent Courses	15	674	2.2%	9.5%	8.0%	9.1%
% of FP17s Relating to Free Repair or Replacements	0	674	0.0%	0.9%	0.8%	0.8%
% of FP17s Relating to Continuations	12	674	1.8%	1.3%	1.2%	1.3%
% of Patients satisfied with the dentistry they have received	1	1	N/A	92.0%	92.8%	92.7%
% of Patients satisfied with the time they had to wait for an appointment	1	1	N/A	86.7%	89.2%	88.8%

* This is based on patients treated on this contract for their most recent course of treatment. Figures in italics indicate the base number of FP17s or Patient Questionnaire responses are less than 100. N/A is shown where the base number of responses is less than 10 during the period. % is calculated as Quantity/Base number*100

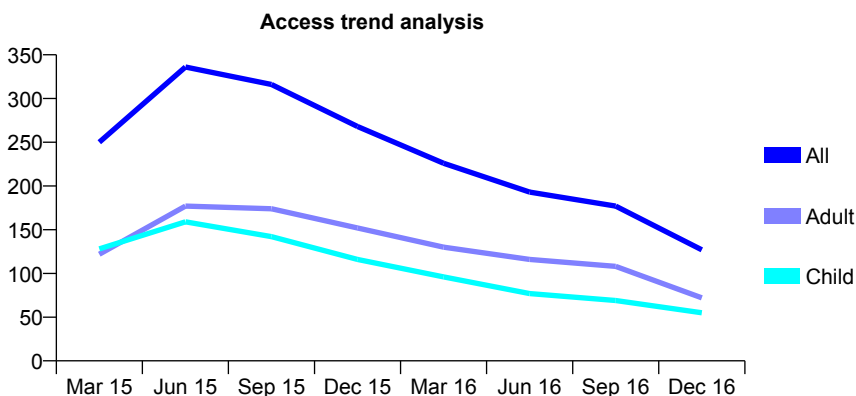
Q56 - Vital Signs At a Glance Contract Report for 131377/0001 - December 2016

Name or company name	Burleigh Street Dental Practice
Contract type name	GDS Contract
Purpose of contract	General
Contract start date	09/12/2013
Contract end date	

16/17 Contracted general activity (UDA)	547
Carry forward general activity (UDA)	0
16/17 Contracted orthodontic activity (UOA)	0
Carry forward orthodontic activity (UOA)	0
Baseline contract value	£12,768.58

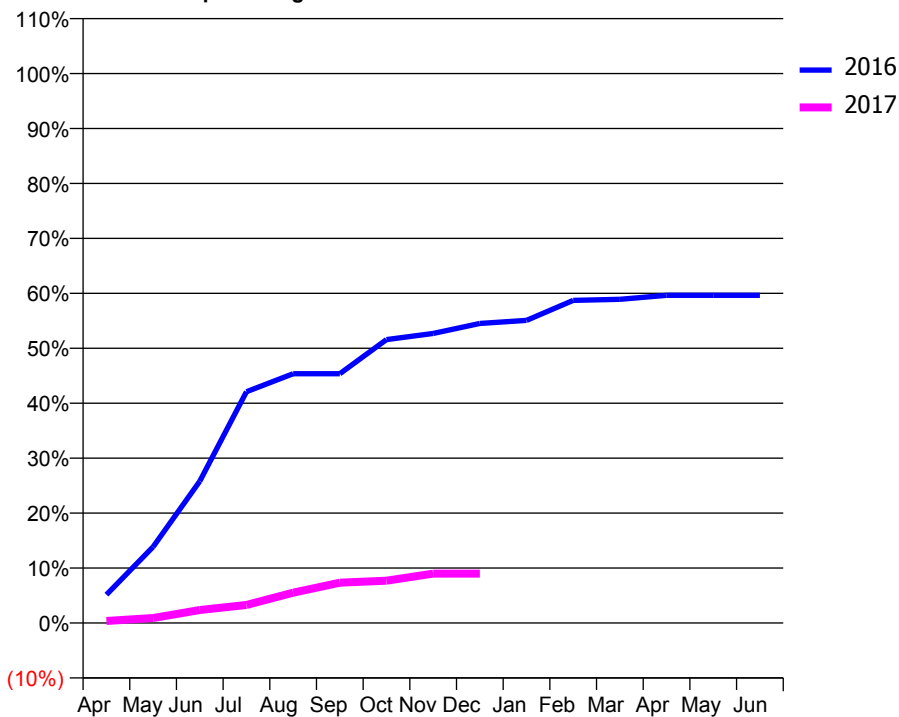
ACCESS*

Patients seen in 24 months	Total	Change since previous quarter
Quarter ending December 2015	268	
Quarter ending March 2016	226	↓
Quarter ending June 2016	193	↓
Quarter ending September 2016	177	↓
Quarter ending December 2016	127	↓
Variance since December 2015	(52.6%)	↓



ACTIVITY

Cumulative percentage of contracted UDA delivered 2016 & 2017



Month	Adjusted Scheduled Activity (UDA)	
	2016	2017
April	28	2
May	76	5
June	141	13
July	230	18
August	248	30
September	248	40
October	282	42
November	288	49
December	298	49
January	301	
February	321	
March	322	
April	326	
May	326	
June	326	

QUALITY

	Quantity	Base Number	Contract	AT	Region	England
% of FP17s for the same patient ID Re-attending within 3 months - Children	0	36	0.0%	11.3%	12.1%	12.4%
% of FP17s for the same patient ID Re-attending within 3 months - Adults	0	12	0.0%	15.1%	15.9%	16.6%
% of FP17s for the same patient ID Re-attending between 3 & 9 months - Children	24	36	66.7%	58.7%	58.6%	57.5%
% of FP17s for the same patient ID Re-attending between 3 & 9 months - Adults	7	12	58.3%	49.8%	51.5%	50.4%
% of FP17s for Band 1 Urgent Courses	1	44	2.3%	9.5%	8.0%	9.1%
% of FP17s Relating to Free Repair or Replacements	0	44	0.0%	0.9%	0.8%	0.8%
% of FP17s Relating to Continuations	0	44	0.0%	1.3%	1.2%	1.3%
% of Patients satisfied with the dentistry they have received	0	0	N/A	92.0%	92.8%	92.7%
% of Patients satisfied with the time they had to wait for an appointment	0	0	N/A	86.7%	89.2%	88.8%

* This is based on patients treated on this contract for their most recent course of treatment. Figures in italics indicate the base number of FP17s or Patient Questionnaire responses are less than 100. N/A is shown where the base number of responses is less than 10 during the period. % is calculated as Quantity/Base number*100

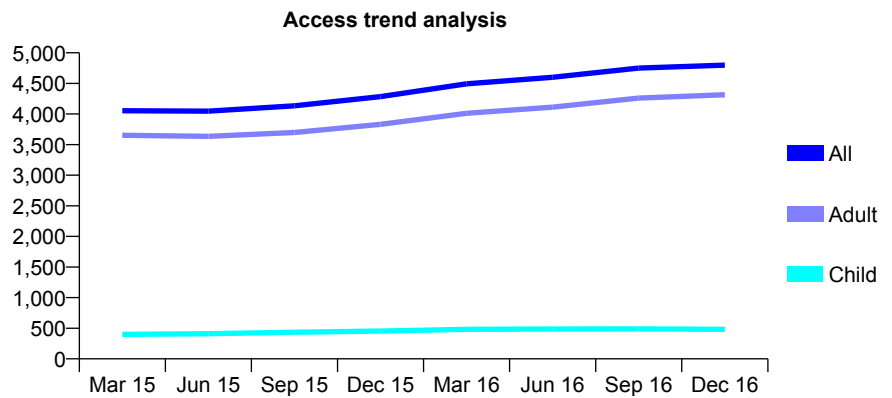
Q56 - Vital Signs At a Glance Contract Report for 132225/0001 - December 2016

Name or company name	Peterborough Dental Access Centre
Contract type name	PDS Contract
Purpose of contract	General
Contract start date	01/04/2006
Contract end date	31/03/2018

16/17 Contracted general activity (UDA)	4,000
Carry forward general activity (UDA)	0
16/17 Contracted orthodontic activity (UOA)	0
Carry forward orthodontic activity (UOA)	0
Baseline contract value	£190,374.45

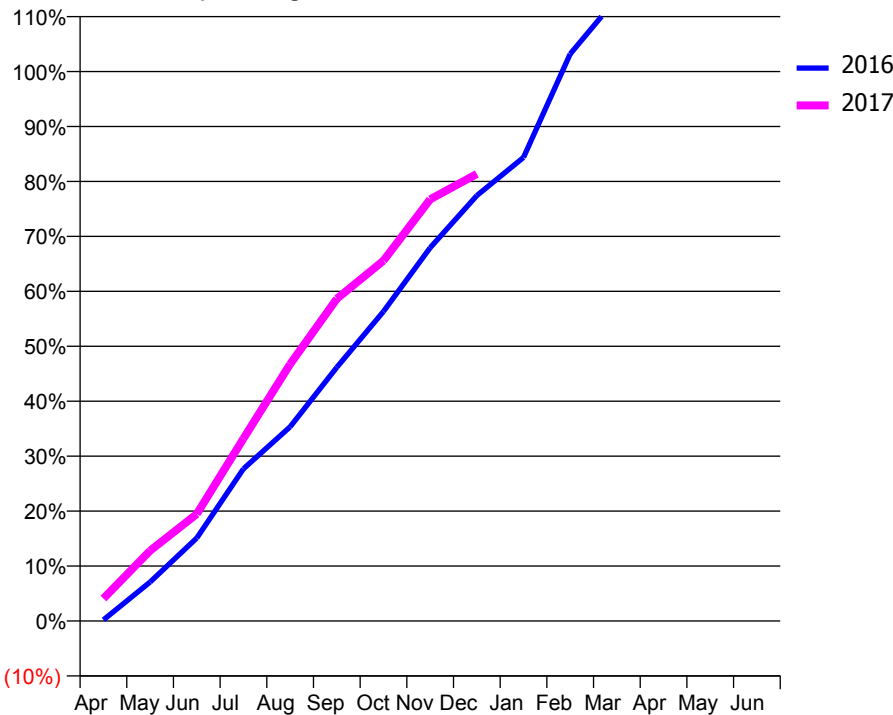
ACCESS*

Patients seen in 24 months	Total	Change since previous quarter
Quarter ending December 2015	4,285	
Quarter ending March 2016	4,493	↑
Quarter ending June 2016	4,600	↑
Quarter ending September 2016	4,750	↑
Quarter ending December 2016	4,798	→
Variance since December 2015	12.0%	↑



ACTIVITY

Cumulative percentage of contracted UDA delivered 2016 & 2017



Month	Adjusted Scheduled Activity (UDA)	
	2016	2017
April	8	164
May	284	512
June	604	779
July	1,108	1,328
August	1,414	1,870
September	1,847	2,345
October	2,253	2,624
November	2,717	3,070
December	3,097	3,254
January	3,375	
February	4,128	
March	4,534	
April	4,668	
May	4,669	
June	4,669	

QUALITY

	Quantity	Base Number	Contract	AT	Region	England
% of FP17s for the same patient ID Re-attending within 3 months - Children	37	415	8.9%	11.3%	12.1%	12.4%
% of FP17s for the same patient ID Re-attending within 3 months - Adults	222	2,788	8.0%	15.1%	15.9%	16.6%
% of FP17s for the same patient ID Re-attending between 3 & 9 months - Children	29	415	7.0%	58.7%	58.6%	57.5%
% of FP17s for the same patient ID Re-attending between 3 & 9 months - Adults	168	2,788	6.0%	49.8%	51.5%	50.4%
% of FP17s for Band 1 Urgent Courses	2,628	2,657	98.9%	9.5%	8.0%	9.1%
% of FP17s Relating to Free Repair or Replacements	0	2,657	0.0%	0.9%	0.8%	0.8%
% of FP17s Relating to Continuations	0	2,657	0.0%	1.3%	1.2%	1.3%
% of Patients satisfied with the dentistry they have received	2	2	N/A	92.0%	92.8%	92.7%
% of Patients satisfied with the time they had to wait for an appointment	2	2	N/A	86.7%	89.2%	88.8%

* This is based on patients treated on this contract for their most recent course of treatment. Figures in italics indicate the base number of FP17s or Patient Questionnaire responses are less than 100. N/A is shown where the base number of responses is less than 10 during the period. % is calculated as Quantity/Base number*100

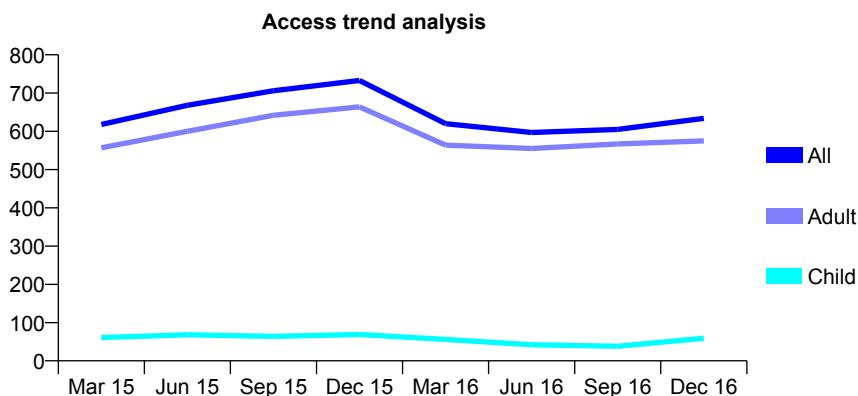
Q56 - Vital Signs At a Glance Contract Report for 132225/0002 - December 2016

Name or company name	Peterborough Dental Access Centre
Contract type name	PDS Contract
Purpose of contract	General
Contract start date	01/04/2011
Contract end date	31/03/2018

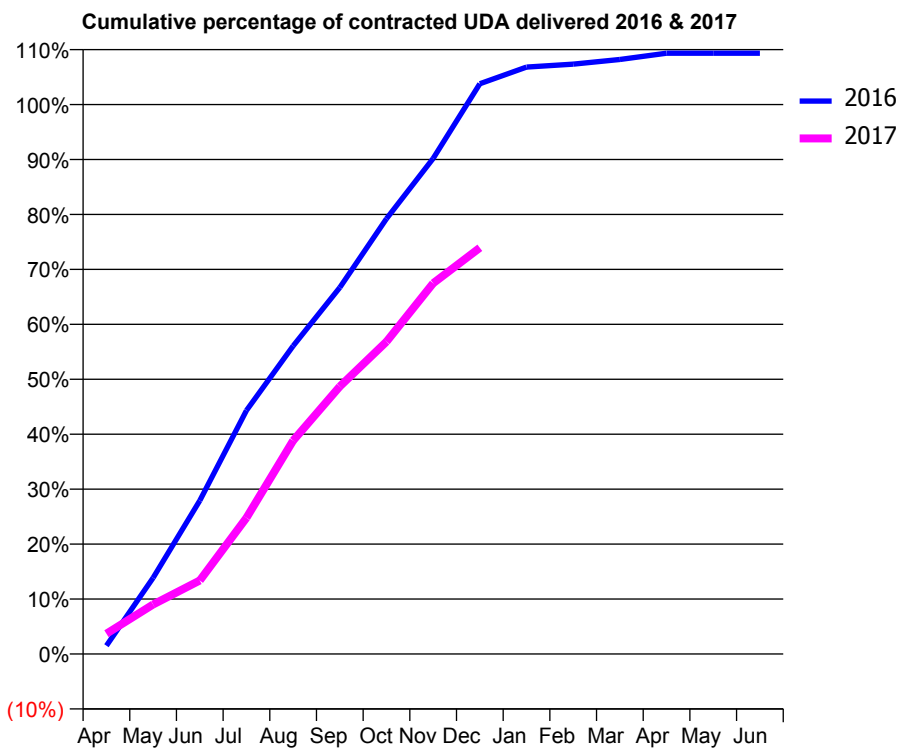
16/17 Contracted general activity (UDA)	632
Carry forward general activity (UDA)	0
16/17 Contracted orthodontic activity (UOA)	0
Carry forward orthodontic activity (UOA)	0
Baseline contract value	£36,763.43

ACCESS*

Patients seen in 24 months	Total	Change since previous quarter
Quarter ending December 2015	733	
Quarter ending March 2016	620	↓
Quarter ending June 2016	597	↓
Quarter ending September 2016	605	→
Quarter ending December 2016	634	↑
Variance since December 2015	(13.5%)	↓



ACTIVITY



Month	Adjusted Scheduled Activity (UDA)	
	2016	2017
April	10	23
May	88	57
June	176	85
July	280	157
August	354	245
September	422	308
October	501	359
November	570	426
December	656	467
January	675	
February	678	
March	684	
April	691	
May	691	
June	691	

QUALITY

	Quantity	Base Number	Contract	AT	Region	England
% of FP17s for the same patient ID Re-attending within 3 months - Children	0	37	0.0%	11.3%	12.1%	12.4%
% of FP17s for the same patient ID Re-attending within 3 months - Adults	2	354	0.6%	15.1%	15.9%	16.6%
% of FP17s for the same patient ID Re-attending between 3 & 9 months - Children	0	37	0.0%	58.7%	58.6%	57.5%
% of FP17s for the same patient ID Re-attending between 3 & 9 months - Adults	1	354	0.3%	49.8%	51.5%	50.4%
% of FP17s for Band 1 Urgent Courses	381	385	99.0%	9.5%	8.0%	9.1%
% of FP17s Relating to Free Repair or Replacements	0	385	0.0%	0.9%	0.8%	0.8%
% of FP17s Relating to Continuations	0	385	0.0%	1.3%	1.2%	1.3%
% of Patients satisfied with the dentistry they have received	0	0	N/A	92.0%	92.8%	92.7%
% of Patients satisfied with the time they had to wait for an appointment	0	0	N/A	86.7%	89.2%	88.8%

* This is based on patients treated on this contract for their most recent course of treatment. Figures in italics indicate the base number of FP17s or Patient Questionnaire responses are less than 100. N/A is shown where the base number of responses is less than 10 during the period. % is calculated as Quantity/Base number*100

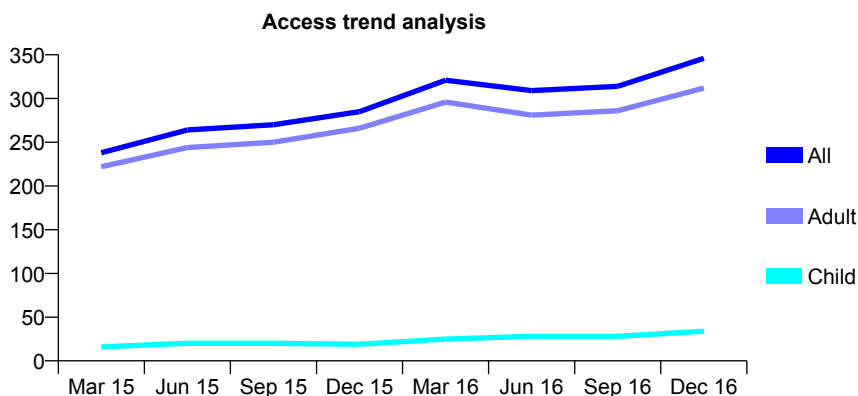
Q56 - Vital Signs At a Glance Contract Report for 132225/0003 - December 2016

Name or company name	Peterborough Dental Access Centre
Contract type name	PDS Contract
Purpose of contract	General
Contract start date	01/04/2011
Contract end date	31/03/2018

16/17 Contracted general activity (UDA)	390
Carry forward general activity (UDA)	0
16/17 Contracted orthodontic activity (UOA)	0
Carry forward orthodontic activity (UOA)	0
Baseline contract value	£34,372.11

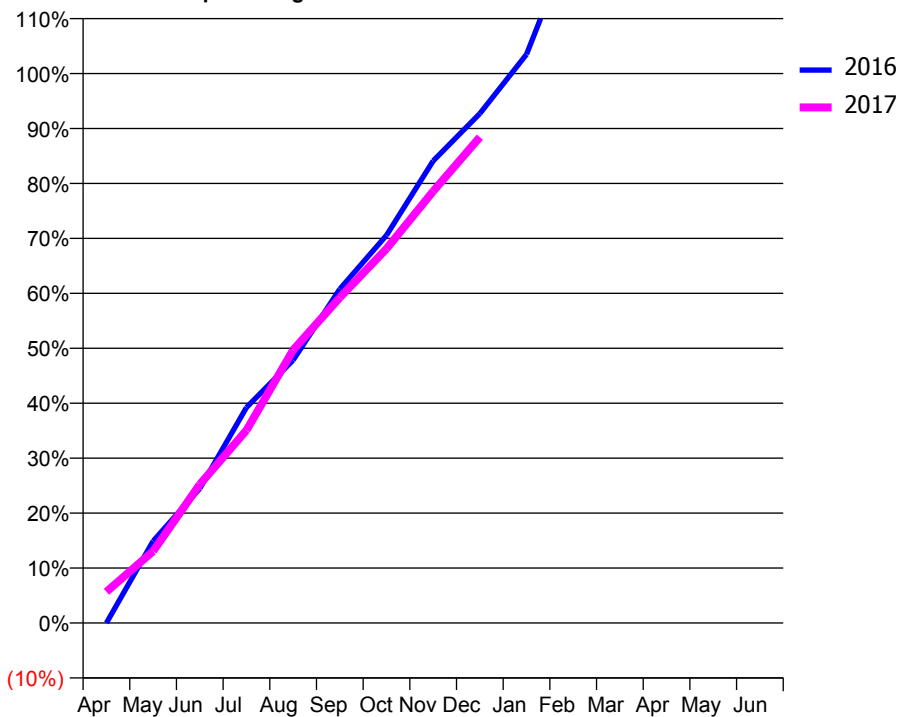
ACCESS*

Patients seen in 24 months	Total	Change since previous quarter
Quarter ending December 2015	285	
Quarter ending March 2016	321	↑
Quarter ending June 2016	309	↓
Quarter ending September 2016	314	→
Quarter ending December 2016	346	↑
Variance since December 2015	21.4%	↑



ACTIVITY

Cumulative percentage of contracted UDA delivered 2016 & 2017



Month	Adjusted Scheduled Activity (UDA)	
	2016	2017
April	0	22
May	58	51
June	95	98
July	153	137
August	187	194
September	237	231
October	275	266
November	328	306
December	362	345
January	404	
February	488	
March	521	
April	569	
May	568	
June	568	

QUALITY

	Quantity	Base Number	Contract	AT	Region	England
% of FP17s for the same patient ID Re-attending within 3 months - Children	0	56	0.0%	11.3%	12.1%	12.4%
% of FP17s for the same patient ID Re-attending within 3 months - Adults	1	266	0.4%	15.1%	15.9%	16.6%
% of FP17s for the same patient ID Re-attending between 3 & 9 months - Children	0	56	0.0%	58.7%	58.6%	57.5%
% of FP17s for the same patient ID Re-attending between 3 & 9 months - Adults	0	266	0.0%	49.8%	51.5%	50.4%
% of FP17s for Band 1 Urgent Courses	279	283	98.6%	9.5%	8.0%	9.1%
% of FP17s Relating to Free Repair or Replacements	0	283	0.0%	0.9%	0.8%	0.8%
% of FP17s Relating to Continuations	0	283	0.0%	1.3%	1.2%	1.3%
% of Patients satisfied with the dentistry they have received	0	0	N/A	92.0%	92.8%	92.7%
% of Patients satisfied with the time they had to wait for an appointment	0	0	N/A	86.7%	89.2%	88.8%

* This is based on patients treated on this contract for their most recent course of treatment. Figures in italics indicate the base number of FP17s or Patient Questionnaire responses are less than 100. N/A is shown where the base number of responses is less than 10 during the period. % is calculated as Quantity/Base number*100

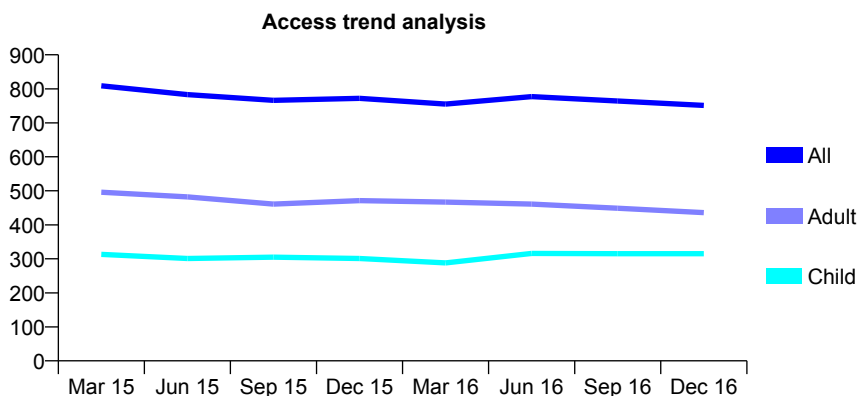
Q56 - Vital Signs At a Glance Contract Report for 132225/0004 - December 2016

Name or company name	Peterborough Dental Access Centre
Contract type name	PDS Contract
Purpose of contract	General
Contract start date	01/04/2011
Contract end date	31/03/2018

16/17 Contracted general activity (UDA)	1,475
Carry forward general activity (UDA)	0
16/17 Contracted orthodontic activity (UOA)	0
Carry forward orthodontic activity (UOA)	0
Baseline contract value	£109,200.90

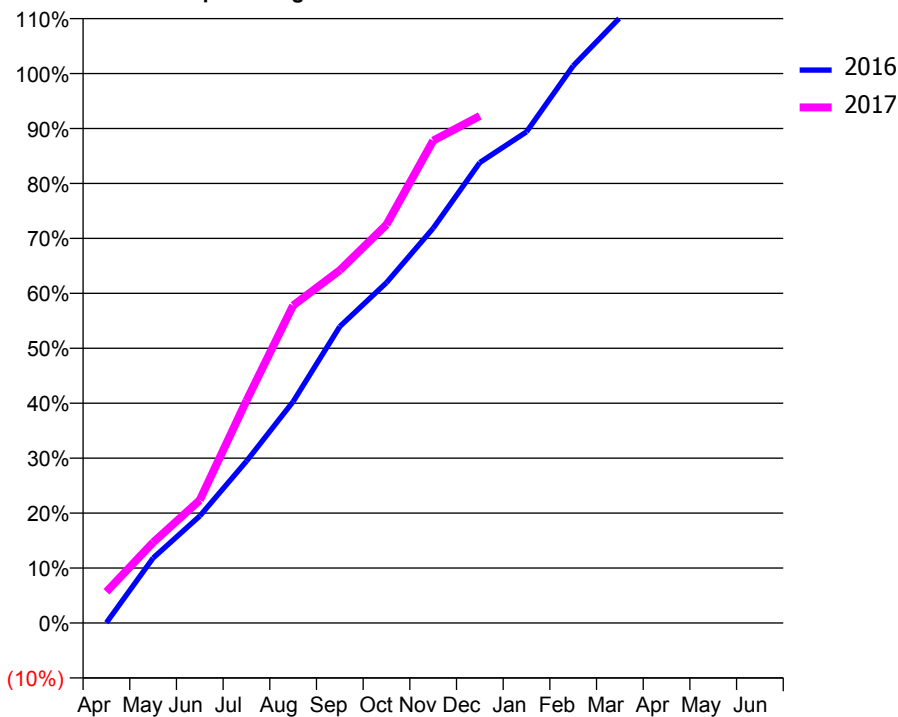
ACCESS*

Patients seen in 24 months	Total	Change since previous quarter
Quarter ending December 2015	772	
Quarter ending March 2016	755	↓
Quarter ending June 2016	777	↑
Quarter ending September 2016	764	↓
Quarter ending December 2016	751	↓
Variance since December 2015	(2.7%)	↓



ACTIVITY

Cumulative percentage of contracted UDA delivered 2016 & 2017



Month	Adjusted Scheduled Activity (UDA)	
	2016	2017
April	1	84
May	175	216
June	287	330
July	434	597
August	594	852
September	796	947
October	914	1,069
November	1,060	1,295
December	1,236	1,361
January	1,318	
February	1,496	
March	1,625	
April	1,661	
May	1,659	
June	1,659	

QUALITY

	Quantity	Base Number	Contract	AT	Region	England
% of FP17s for the same patient ID Re-attending within 3 months - Children	50	418	12.0%	11.3%	12.1%	12.4%
% of FP17s for the same patient ID Re-attending within 3 months - Adults	35	412	8.5%	15.1%	15.9%	16.6%
% of FP17s for the same patient ID Re-attending between 3 & 9 months - Children	108	418	25.8%	58.7%	58.6%	57.5%
% of FP17s for the same patient ID Re-attending between 3 & 9 months - Adults	188	412	45.6%	49.8%	51.5%	50.4%
% of FP17s for Band 1 Urgent Courses	45	807	5.6%	9.5%	8.0%	9.1%
% of FP17s Relating to Free Repair or Replacements	0	807	0.0%	0.9%	0.8%	0.8%
% of FP17s Relating to Continuations	1	807	0.1%	1.3%	1.2%	1.3%
% of Patients satisfied with the dentistry they have received	1	1	N/A	92.0%	92.8%	92.7%
% of Patients satisfied with the time they had to wait for an appointment	1	1	N/A	86.7%	89.2%	88.8%

* This is based on patients treated on this contract for their most recent course of treatment. Figures in italics indicate the base number of FP17s or Patient Questionnaire responses are less than 100. N/A is shown where the base number of responses is less than 10 during the period. % is calculated as Quantity/Base number*100

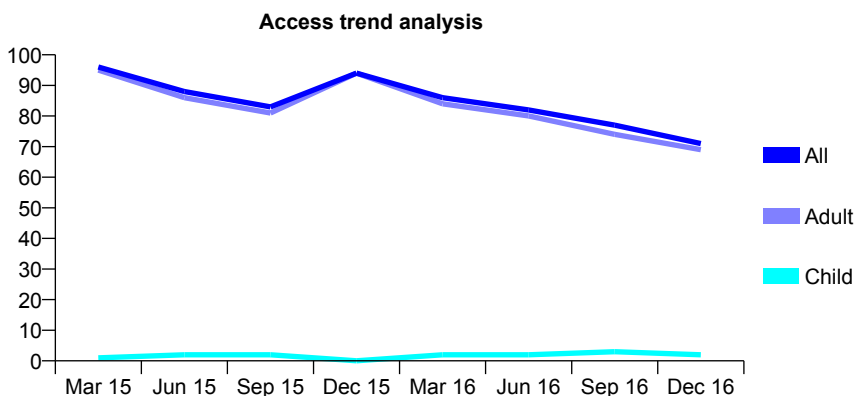
Q56 - Vital Signs At a Glance Contract Report for 132225/0005 - December 2016

Name or company name	Peterborough Dental Access Centre
Contract type name	PDS Contract
Purpose of contract	General
Contract start date	01/04/2011
Contract end date	31/03/2018

16/17 Contracted general activity (UDA)	148
Carry forward general activity (UDA)	0
16/17 Contracted orthodontic activity (UOA)	0
Carry forward orthodontic activity (UOA)	0
Baseline contract value	£13,011.03

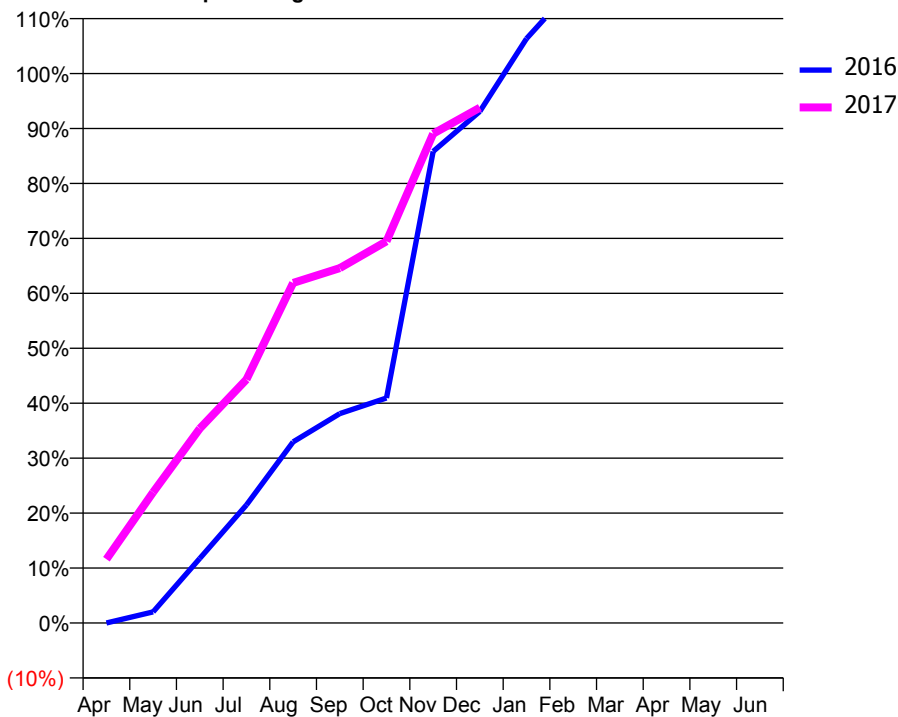
ACCESS*

Patients seen in 24 months	Total	Change since previous quarter
Quarter ending December 2015	94	
Quarter ending March 2016	86	↓
Quarter ending June 2016	82	↓
Quarter ending September 2016	77	↓
Quarter ending December 2016	71	↓
Variance since December 2015	(24.5%)	↓



ACTIVITY

Cumulative percentage of contracted UDA delivered 2016 & 2017



QUALITY

	Quantity	Base Number	Contract	AT	Region	England
% of FP17s for the same patient ID Re-attending within 3 months - Children	0	4	0.0%	11.3%	12.1%	12.4%
% of FP17s for the same patient ID Re-attending within 3 months - Adults	8	44	18.2%	15.1%	15.9%	16.6%
% of FP17s for the same patient ID Re-attending between 3 & 9 months - Children	0	4	0.0%	58.7%	58.6%	57.5%
% of FP17s for the same patient ID Re-attending between 3 & 9 months - Adults	11	44	25.0%	49.8%	51.5%	50.4%
% of FP17s for Band 1 Urgent Courses	4	46	8.7%	9.5%	8.0%	9.1%
% of FP17s Relating to Free Repair or Replacements	0	46	0.0%	0.9%	0.8%	0.8%
% of FP17s Relating to Continuations	0	46	0.0%	1.3%	1.2%	1.3%
% of Patients satisfied with the dentistry they have received	0	0	N/A	92.0%	92.8%	92.7%
% of Patients satisfied with the time they had to wait for an appointment	0	0	N/A	86.7%	89.2%	88.8%

* This is based on patients treated on this contract for their most recent course of treatment. Figures in italics indicate the base number of FP17s or Patient Questionnaire responses are less than 100. N/A is shown where the base number of responses is less than 10 during the period. % is calculated as Quantity/Base number*100

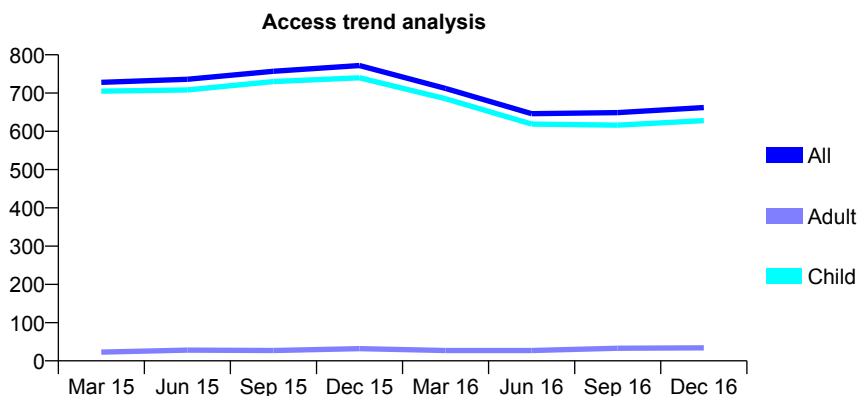
Q56 - Vital Signs At a Glance Contract Report for 132225/0006 - December 2016

Name or company name	Peterborough Dental Access Centre
Contract type name	PDS Contract
Purpose of contract	General
Contract start date	01/04/2011
Contract end date	31/03/2018

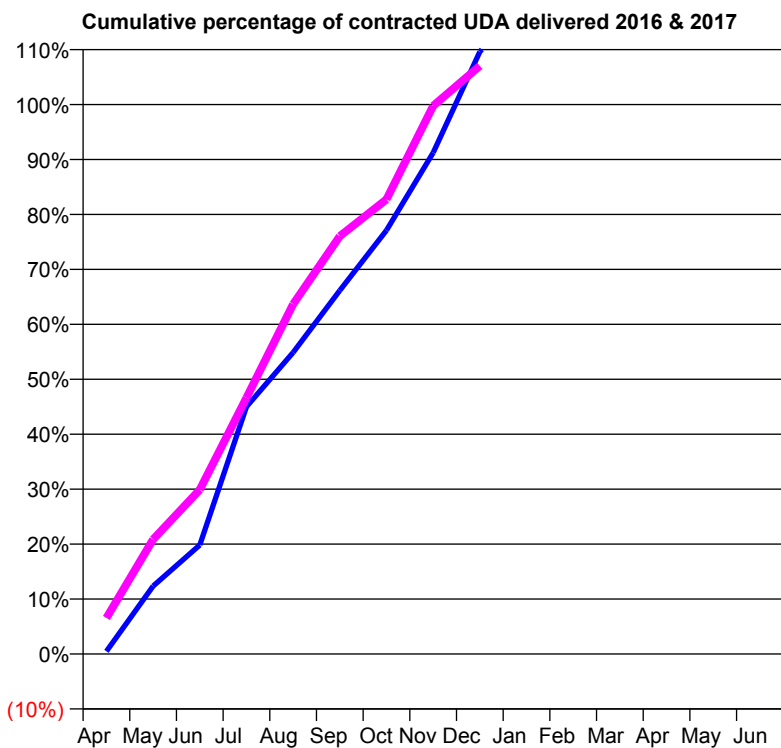
16/17 Contracted general activity (UDA)	1,416
Carry forward general activity (UDA)	0
16/17 Contracted orthodontic activity (UOA)	0
Carry forward orthodontic activity (UOA)	0
Baseline contract value	£602,152.27

ACCESS*

Patients seen in 24 months	Total	Change since previous quarter
Quarter ending December 2015	772	
Quarter ending March 2016	712	↓
Quarter ending June 2016	646	↓
Quarter ending September 2016	649	→
Quarter ending December 2016	662	↑
Variance since December 2015	(14.2%)	↓



ACTIVITY



Month	Adjusted Scheduled Activity (UDA)	
	2016	2017
April	7	93
May	175	295
June	281	423
July	637	660
August	777	902
September	937	1,077
October	1,092	1,172
November	1,292	1,413
December	1,552	1,516
January	1,681	
February	1,998	
March	2,198	
April	2,237	
May	2,237	
June	2,237	

QUALITY

	Quantity	Base Number	Contract	AT	Region	England
% of FP17s for the same patient ID Re-attending within 3 months - Children	0	511	0.0%	11.3%	12.1%	12.4%
% of FP17s for the same patient ID Re-attending within 3 months - Adults	0	29	0.0%	15.1%	15.9%	16.6%
% of FP17s for the same patient ID Re-attending between 3 & 9 months - Children	1	511	0.2%	58.7%	58.6%	57.5%
% of FP17s for the same patient ID Re-attending between 3 & 9 months - Adults	1	29	3.4%	49.8%	51.5%	50.4%
% of FP17s for Band 1 Urgent Courses	3	527	0.6%	9.5%	8.0%	9.1%
% of FP17s Relating to Free Repair or Replacements	0	527	0.0%	0.9%	0.8%	0.8%
% of FP17s Relating to Continuations	0	527	0.0%	1.3%	1.2%	1.3%
% of Patients satisfied with the dentistry they have received	0	0	N/A	92.0%	92.8%	92.7%
% of Patients satisfied with the time they had to wait for an appointment	0	0	N/A	86.7%	89.2%	88.8%

* This is based on patients treated on this contract for their most recent course of treatment. Figures in italics indicate the base number of FP17s or Patient Questionnaire responses are less than 100. N/A is shown where the base number of responses is less than 10 during the period. % is calculated as Quantity/Base number*100

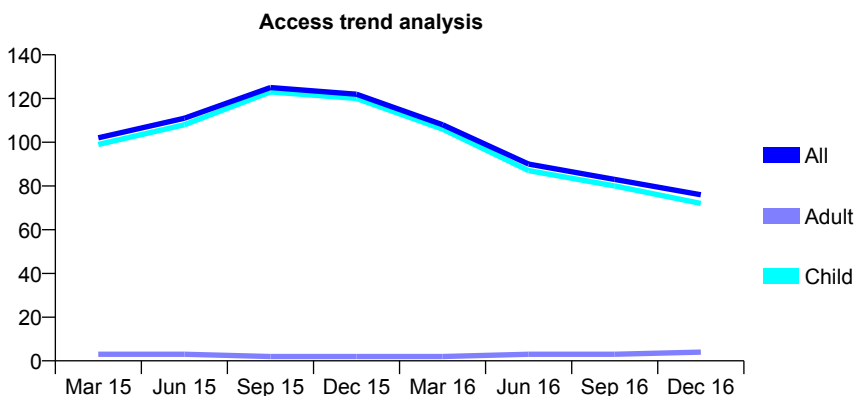
Q56 - Vital Signs At a Glance Contract Report for 132225/0007 - December 2016

Name or company name	Peterborough Dental Access Centre
Contract type name	PDS Contract
Purpose of contract	General
Contract start date	01/04/2011
Contract end date	31/03/2018

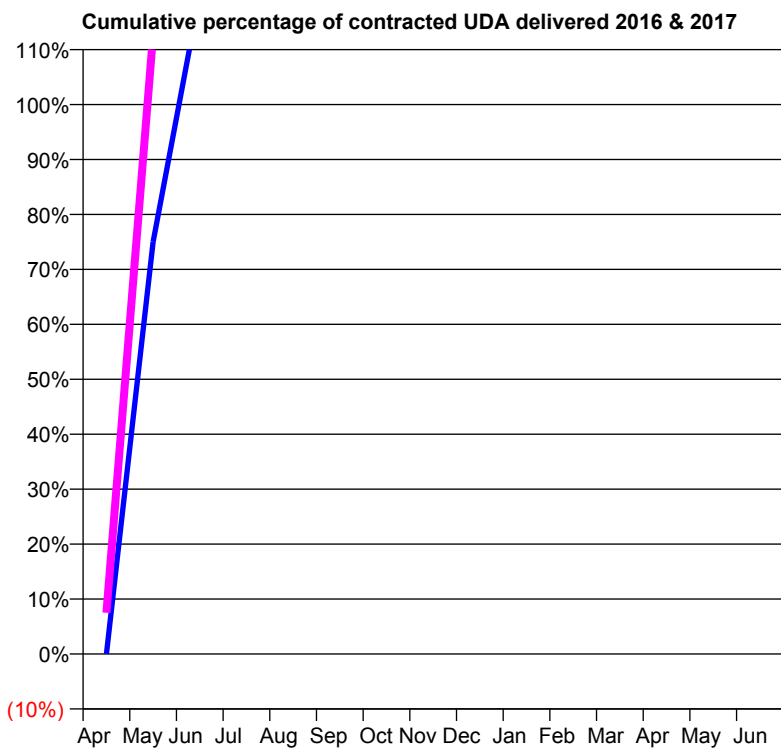
16/17 Contracted general activity (UDA)	40
Carry forward general activity (UDA)	0
16/17 Contracted orthodontic activity (UOA)	0
Carry forward orthodontic activity (UOA)	0
Baseline contract value	£13,428.29

ACCESS*

Patients seen in 24 months	Total	Change since previous quarter
Quarter ending December 2015	122	
Quarter ending March 2016	108	↓
Quarter ending June 2016	90	↓
Quarter ending September 2016	83	↓
Quarter ending December 2016	76	↓
Variance since December 2015	(37.7%)	↓



ACTIVITY



Month	Adjusted Scheduled Activity (UDA)	
	2016	2017
April	0	3
May	30	45
June	48	54
July	117	75
August	156	100
September	171	112
October	202	133
November	220	153
December	245	165
January	280	
February	302	
March	305	
April	329	
May	329	
June	329	

QUALITY

	Quantity	Base Number	Contract	AT	Region	England
% of FP17s for the same patient ID Re-attending within 3 months - Children	0	63	0.0%	11.3%	12.1%	12.4%
% of FP17s for the same patient ID Re-attending within 3 months - Adults	0	2	0.0%	15.1%	15.9%	16.6%
% of FP17s for the same patient ID Re-attending between 3 & 9 months - Children	1	63	1.6%	58.7%	58.6%	57.5%
% of FP17s for the same patient ID Re-attending between 3 & 9 months - Adults	0	2	0.0%	49.8%	51.5%	50.4%
% of FP17s for Band 1 Urgent Courses	1	57	1.8%	9.5%	8.0%	9.1%
% of FP17s Relating to Free Repair or Replacements	0	57	0.0%	0.9%	0.8%	0.8%
% of FP17s Relating to Continuations	0	57	0.0%	1.3%	1.2%	1.3%
% of Patients satisfied with the dentistry they have received	0	0	N/A	92.0%	92.8%	92.7%
% of Patients satisfied with the time they had to wait for an appointment	0	0	N/A	86.7%	89.2%	88.8%

* This is based on patients treated on this contract for their most recent course of treatment. Figures in italics indicate the base number of FP17s or Patient Questionnaire responses are less than 100. N/A is shown where the base number of responses is less than 10 during the period. % is calculated as Quantity/Base number*100

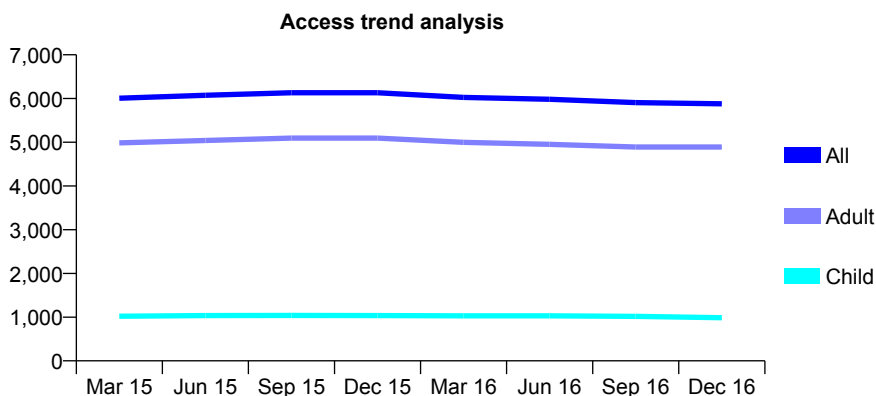
Q56 - Vital Signs At a Glance Contract Report for 132322/0001 - December 2016

Name or company name	Orford Hill Limited
Contract type name	GDS Contract
Purpose of contract	General
Contract start date	01/12/2012
Contract end date	

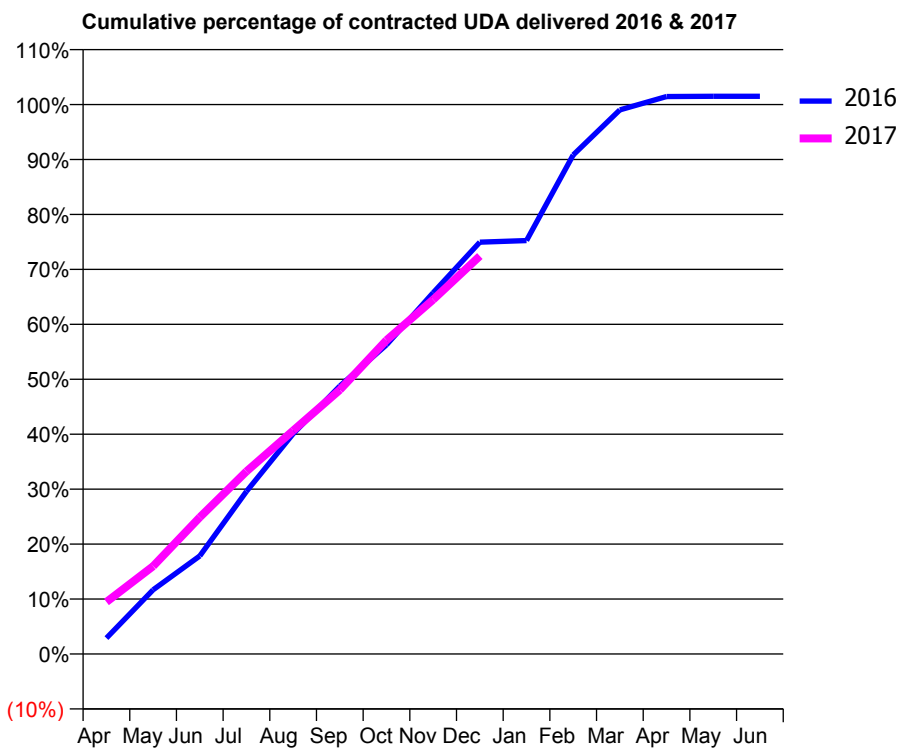
16/17 Contracted general activity (UDA)	16,000
Carry forward general activity (UDA)	-240
16/17 Contracted orthodontic activity (UOA)	0
Carry forward orthodontic activity (UOA)	0
Baseline contract value	£415,876.03

ACCESS*

Patients seen in 24 months	Total	Change since previous quarter
Quarter ending December 2015	6,131	
Quarter ending March 2016	6,026	↓
Quarter ending June 2016	5,982	→
Quarter ending September 2016	5,908	↓
Quarter ending December 2016	5,878	→
Variance since December 2015	(4.1%)	↓



ACTIVITY



Month	Adjusted Scheduled Activity (UDA)	
	2016	2017
April	465	1,515
May	1,868	2,557
June	2,857	3,983
July	4,733	5,316
August	6,411	6,507
September	7,802	7,689
October	9,002	9,138
November	10,521	10,318
December	11,991	11,588
January	12,039	
February	14,531	
March	15,842	
April	16,232	
May	16,239	
June	16,240	

QUALITY

	Quantity	Base Number	Contract	AT	Region	England
% of FP17s for the same patient ID Re-attending within 3 months - Children	99	1,213	8.2%	11.3%	12.1%	12.4%
% of FP17s for the same patient ID Re-attending within 3 months - Adults	978	5,678	17.2%	15.1%	15.9%	16.6%
% of FP17s for the same patient ID Re-attending between 3 & 9 months - Children	765	1,213	63.1%	58.7%	58.6%	57.5%
% of FP17s for the same patient ID Re-attending between 3 & 9 months - Adults	3,089	5,678	54.4%	49.8%	51.5%	50.4%
% of FP17s for Band 1 Urgent Courses	499	6,664	7.5%	9.5%	8.0%	9.1%
% of FP17s Relating to Free Repair or Replacements	89	6,664	1.3%	0.9%	0.8%	0.8%
% of FP17s Relating to Continuations	84	6,664	1.3%	1.3%	1.2%	1.3%
% of Patients satisfied with the dentistry they have received	10	11	90.9%	92.0%	92.8%	92.7%
% of Patients satisfied with the time they had to wait for an appointment	9	11	81.8%	86.7%	89.2%	88.8%

* This is based on patients treated on this contract for their most recent course of treatment. Figures in italics indicate the base number of FP17s or Patient Questionnaire responses are less than 100. N/A is shown where the base number of responses is less than 10 during the period. % is calculated as Quantity/Base number*100

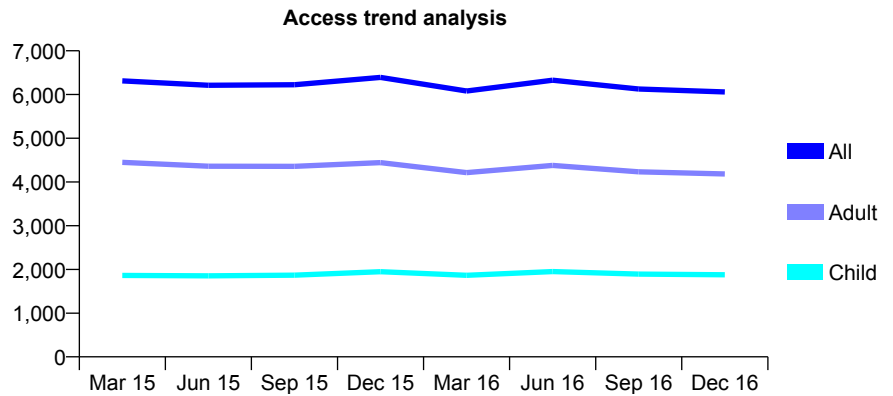
Q56 - Vital Signs At a Glance Contract Report for 132454/0001 - December 2016

Name or company name	1A Bretton
Contract type name	PDS Plus Contract
Purpose of contract	General
Contract start date	04/05/2010
Contract end date	31/03/2018

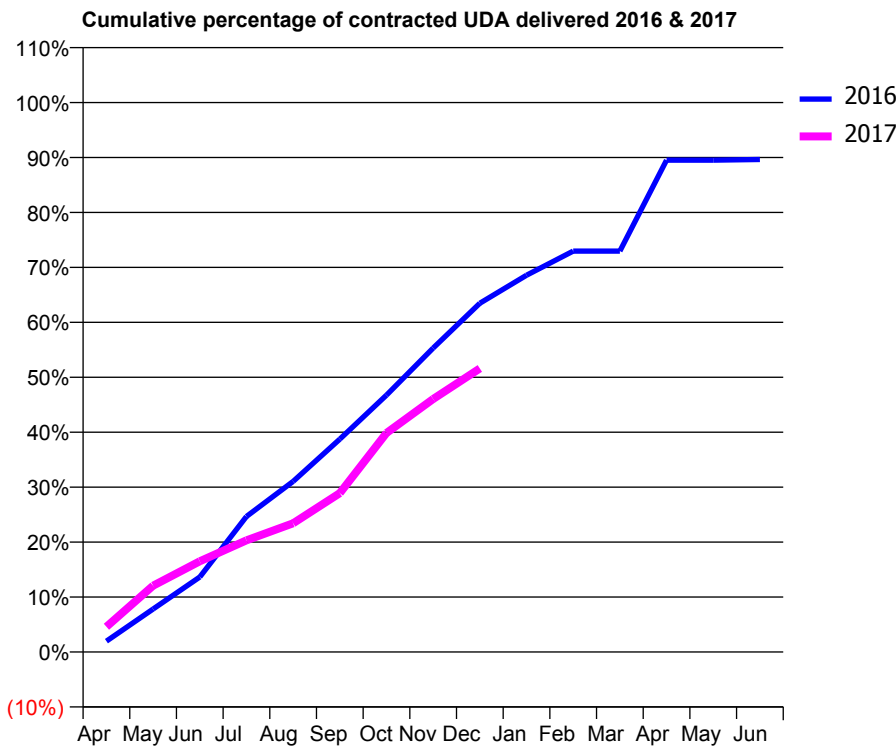
16/17 Contracted general activity (UDA)	21,000
Carry forward general activity (UDA)	0
16/17 Contracted orthodontic activity (UOA)	0
Carry forward orthodontic activity (UOA)	0
Baseline contract value	£516,473.43

ACCESS*

Patients seen in 24 months	Total	Change since previous quarter
Quarter ending December 2015	6,390	
Quarter ending March 2016	6,079	↓
Quarter ending June 2016	6,328	↑
Quarter ending September 2016	6,127	↓
Quarter ending December 2016	6,060	↓
Variance since December 2015	(5.2%)	↓



ACTIVITY



Month	Adjusted Scheduled Activity (UDA)	
	2016	2017
April	413	966
May	1,642	2,536
June	2,868	3,468
July	5,178	4,268
August	6,520	4,922
September	8,138	6,072
October	9,820	8,370
November	11,617	9,668
December	13,328	10,838
January	14,401	
February	15,321	
March	15,321	
April	18,795	
May	18,799	
June	18,823	

QUALITY

	Quantity	Base Number	Contract	AT	Region	England
% of FP17s for the same patient ID Re-attending within 3 months - Children	183	2,170	8.4%	11.3%	12.1%	12.4%
% of FP17s for the same patient ID Re-attending within 3 months - Adults	583	4,243	13.7%	15.1%	15.9%	16.6%
% of FP17s for the same patient ID Re-attending between 3 & 9 months - Children	1,250	2,170	57.6%	58.7%	58.6%	57.5%
% of FP17s for the same patient ID Re-attending between 3 & 9 months - Adults	1,658	4,243	39.1%	49.8%	51.5%	50.4%
% of FP17s for Band 1 Urgent Courses	350	4,903	7.1%	9.5%	8.0%	9.1%
% of FP17s Relating to Free Repair or Replacements	11	4,903	0.2%	0.9%	0.8%	0.8%
% of FP17s Relating to Continuations	123	4,903	2.5%	1.3%	1.2%	1.3%
% of Patients satisfied with the dentistry they have received	5	7	N/A	92.0%	92.8%	92.7%
% of Patients satisfied with the time they had to wait for an appointment	5	7	N/A	86.7%	89.2%	88.8%

* This is based on patients treated on this contract for their most recent course of treatment. Figures in italics indicate the base number of FP17s or Patient Questionnaire responses are less than 100. N/A is shown where the base number of responses is less than 10 during the period. % is calculated as Quantity/Base number*100

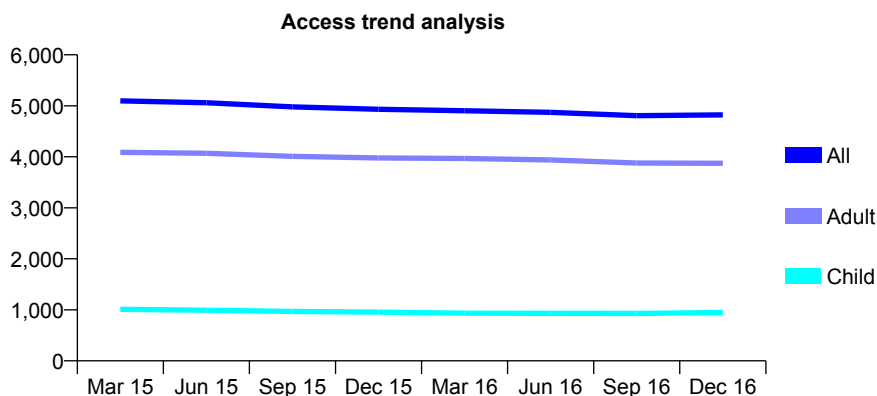
Q56 - Vital Signs At a Glance Contract Report for 133582/0001 - December 2016

Name or company name	Dr Horan & Dr Simkiene
Contract type name	GDS Contract
Purpose of contract	General and Orthodontic
Contract start date	01/05/2013
Contract end date	

16/17 Contracted general activity (UDA)	15,998
Carry forward general activity (UDA)	0
16/17 Contracted orthodontic activity (UOA)	4,054
Carry forward orthodontic activity (UOA)	0
Baseline contract value	£596,575.70

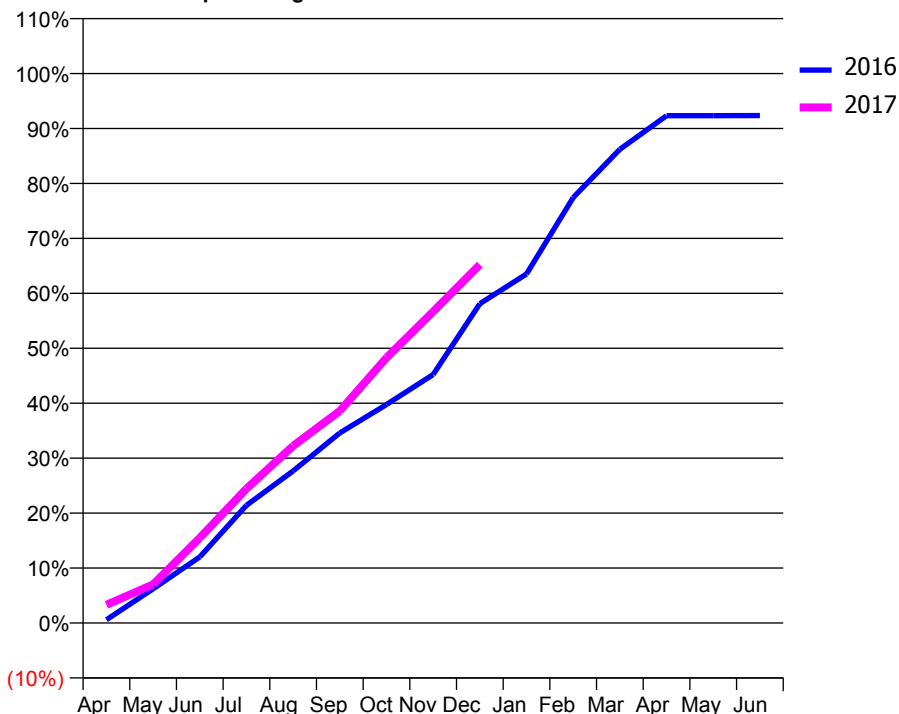
ACCESS*

Patients seen in 24 months	Total	Change since previous quarter
Quarter ending December 2015	4,933	
Quarter ending March 2016	4,902	→
Quarter ending June 2016	4,871	→
Quarter ending September 2016	4,807	↓
Quarter ending December 2016	4,821	→
Variance since December 2015	(2.3%)	↓



ACTIVITY

Cumulative percentage of contracted UDA delivered 2016 & 2017



Month	Adjusted Scheduled Activity (UDA)	
	2016	2017
April	96	528
May	996	1,124
June	1,923	2,480
July	3,426	3,912
August	4,427	5,158
September	5,533	6,174
October	6,362	7,724
November	7,235	9,066
December	9,296	10,433
January	10,162	
February	12,387	
March	13,791	
April	14,770	
May	14,770	
June	14,772	

QUALITY

	Quantity	Base Number	Contract	AT	Region	England
% of FP17s for the same patient ID Re-attending within 3 months - Children	218	1,347	16.2%	11.3%	12.1%	12.4%
% of FP17s for the same patient ID Re-attending within 3 months - Adults	734	4,666	15.7%	15.1%	15.9%	16.6%
% of FP17s for the same patient ID Re-attending between 3 & 9 months - Children	409	1,347	30.4%	58.7%	58.6%	57.5%
% of FP17s for the same patient ID Re-attending between 3 & 9 months - Adults	2,697	4,666	57.8%	49.8%	51.5%	50.4%
% of FP17s for Band 1 Urgent Courses	186	5,109	3.6%	9.5%	8.0%	9.1%
% of FP17s Relating to Free Repair or Replacements	34	5,109	0.7%	0.9%	0.8%	0.8%
% of FP17s Relating to Continuations	81	5,109	1.6%	1.3%	1.2%	1.3%
% of Patients satisfied with the dentistry they have received	7	8	N/A	92.0%	92.8%	92.7%
% of Patients satisfied with the time they had to wait for an appointment	6	8	N/A	86.7%	89.2%	88.8%

* This is based on patients treated on this contract for their most recent course of treatment. Figures in italics indicate the base number of FP17s or Patient Questionnaire responses are less than 100. N/A is shown where the base number of responses is less than 10 during the period. % is calculated as Quantity/Base number*100

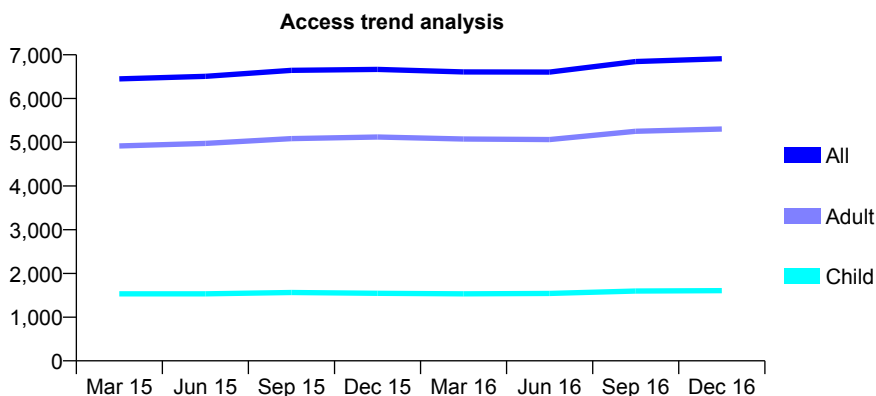
Q56 - Vital Signs At a Glance Contract Report for 134066/0001 - December 2016

Name or company name	Berners Holdings Ltd
Contract type name	GDS Contract
Purpose of contract	General
Contract start date	01/04/2008
Contract end date	

16/17 Contracted general activity (UDA)	16,932
Carry forward general activity (UDA)	0
16/17 Contracted orthodontic activity (UOA)	0
Carry forward orthodontic activity (UOA)	0
Baseline contract value	£359,948.65

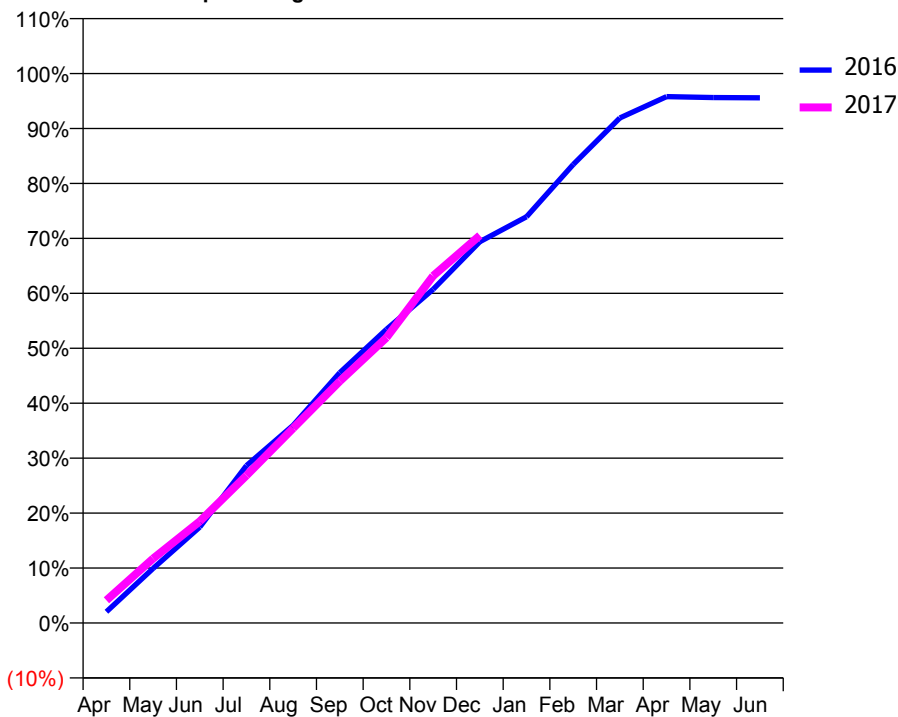
ACCESS*

Patients seen in 24 months	Total	Change since previous quarter
Quarter ending December 2015	6,665	
Quarter ending March 2016	6,608	→
Quarter ending June 2016	6,605	→
Quarter ending September 2016	6,847	↑
Quarter ending December 2016	6,910	→
Variance since December 2015	3.7%	↑



ACTIVITY

Cumulative percentage of contracted UDA delivered 2016 & 2017



Month	Adjusted Scheduled Activity (UDA)	
	2016	2017
April	347	701
May	1,682	1,987
June	2,956	3,135
July	4,851	4,546
August	6,093	6,002
September	7,715	7,452
October	9,048	8,797
November	10,284	10,698
December	11,750	11,943
January	12,519	
February	14,128	
March	15,563	
April	16,222	
May	16,190	
June	16,183	

QUALITY

	Quantity	Base Number	Contract	AT	Region	England
% of FP17s for the same patient ID Re-attending within 3 months - Children	103	1,610	6.4%	11.3%	12.1%	12.4%
% of FP17s for the same patient ID Re-attending within 3 months - Adults	567	4,619	12.3%	15.1%	15.9%	16.6%
% of FP17s for the same patient ID Re-attending between 3 & 9 months - Children	877	1,610	54.5%	58.7%	58.6%	57.5%
% of FP17s for the same patient ID Re-attending between 3 & 9 months - Adults	1,884	4,619	40.8%	49.8%	51.5%	50.4%
% of FP17s for Band 1 Urgent Courses	676	5,869	11.5%	9.5%	8.0%	9.1%
% of FP17s Relating to Free Repair or Replacements	100	5,869	1.7%	0.9%	0.8%	0.8%
% of FP17s Relating to Continuations	18	5,869	0.3%	1.3%	1.2%	1.3%
% of Patients satisfied with the dentistry they have received	13	13	100.0%	92.0%	92.8%	92.7%
% of Patients satisfied with the time they had to wait for an appointment	13	13	100.0%	86.7%	89.2%	88.8%

* This is based on patients treated on this contract for their most recent course of treatment. Figures in italics indicate the base number of FP17s or Patient Questionnaire responses are less than 100. N/A is shown where the base number of responses is less than 10 during the period. % is calculated as Quantity/Base number*100

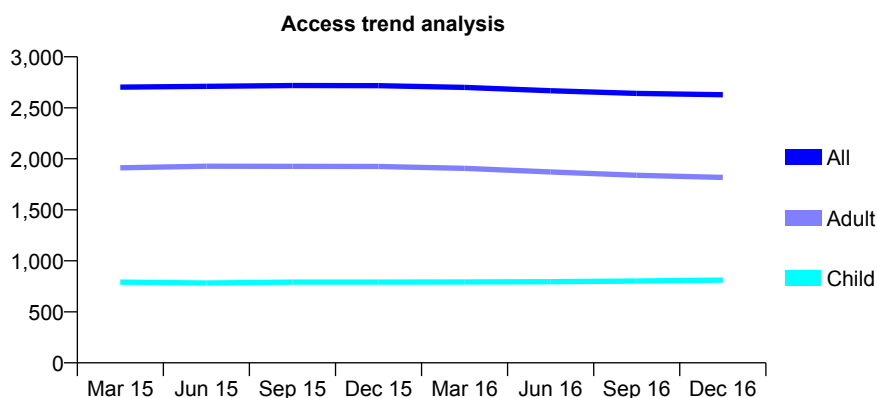
Q56 - Vital Signs At a Glance Contract Report for 135151/0001 - December 2016

Name or company name	Mr Gawain King and Mrs Antoinette King
Contract type name	GDS Contract
Purpose of contract	General
Contract start date	09/12/2010
Contract end date	

16/17 Contracted general activity (UDA)	7,500
Carry forward general activity (UDA)	36
16/17 Contracted orthodontic activity (UOA)	0
Carry forward orthodontic activity (UOA)	0
Baseline contract value	£199,298.28

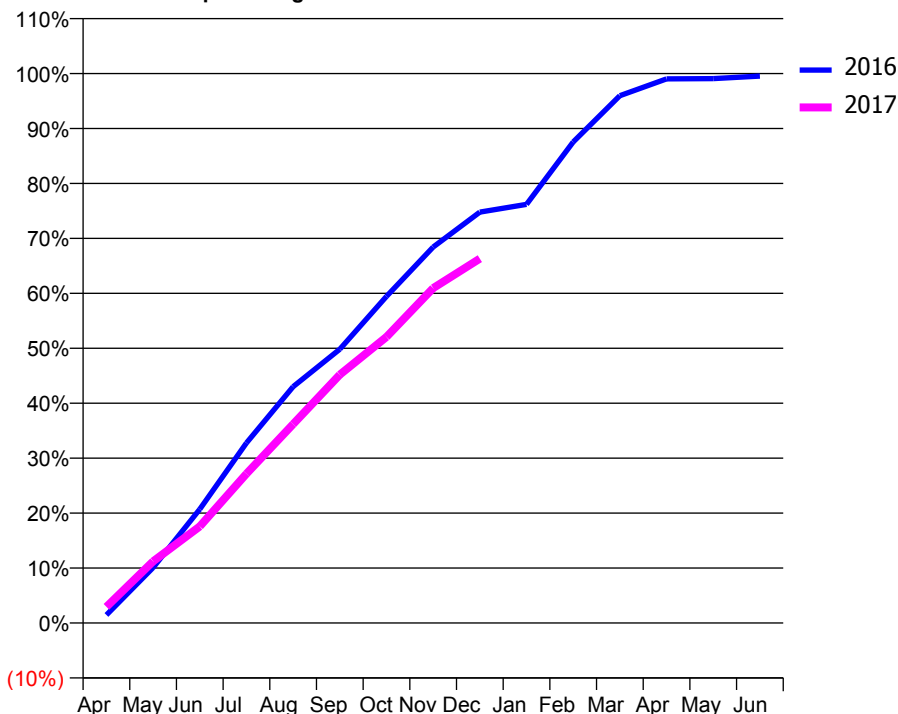
ACCESS*

Patients seen in 24 months	Total	Change since previous quarter
Quarter ending December 2015	2,717	
Quarter ending March 2016	2,700	→
Quarter ending June 2016	2,667	↓
Quarter ending September 2016	2,641	→
Quarter ending December 2016	2,628	→
Variance since December 2015	(3.3%)	↓



ACTIVITY

Cumulative percentage of contracted UDA delivered 2016 & 2017



Month	Adjusted Scheduled Activity (UDA)	
	2016	2017
April	110	221
May	756	841
June	1,554	1,319
July	2,458	2,038
August	3,226	2,714
September	3,738	3,389
October	4,458	3,905
November	5,132	4,571
December	5,608	4,974
January	5,713	
February	6,565	
March	7,198	
April	7,426	
May	7,430	
June	7,464	

QUALITY

	Quantity	Base Number	Contract	AT	Region	England
% of FP17s for the same patient ID Re-attending within 3 months - Children	66	981	6.7%	11.3%	12.1%	12.4%
% of FP17s for the same patient ID Re-attending within 3 months - Adults	344	2,182	15.8%	15.1%	15.9%	16.6%
% of FP17s for the same patient ID Re-attending between 3 & 9 months - Children	640	981	65.2%	58.7%	58.6%	57.5%
% of FP17s for the same patient ID Re-attending between 3 & 9 months - Adults	1,366	2,182	62.6%	49.8%	51.5%	50.4%
% of FP17s for Band 1 Urgent Courses	258	2,995	8.6%	9.5%	8.0%	9.1%
% of FP17s Relating to Free Repair or Replacements	17	2,995	0.6%	0.9%	0.8%	0.8%
% of FP17s Relating to Continuations	55	2,995	1.8%	1.3%	1.2%	1.3%
% of Patients satisfied with the dentistry they have received	5	5	N/A	92.0%	92.8%	92.7%
% of Patients satisfied with the time they had to wait for an appointment	4	5	N/A	86.7%	89.2%	88.8%

* This is based on patients treated on this contract for their most recent course of treatment. Figures in italics indicate the base number of FP17s or Patient Questionnaire responses are less than 100. N/A is shown where the base number of responses is less than 10 during the period. % is calculated as Quantity/Base number*100

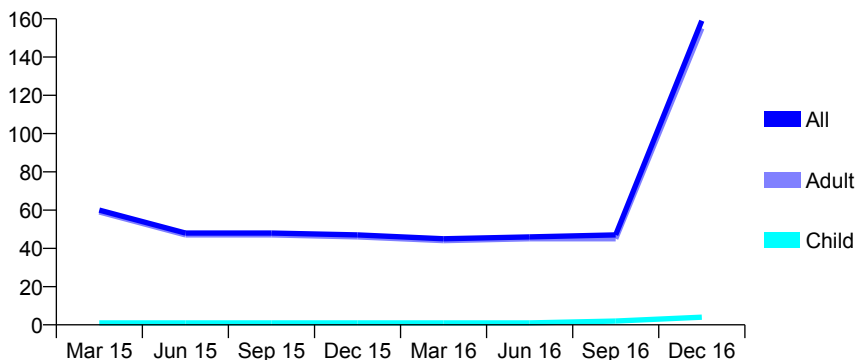
Q56 - Vital Signs At a Glance Contract Report for 135518/0001 - December 2016

Name or company name	Oasis Dental Care (Central) Ltd
Contract type name	PDS Contract
Purpose of contract	General
Contract start date	01/03/2010
Contract end date	31/03/2018

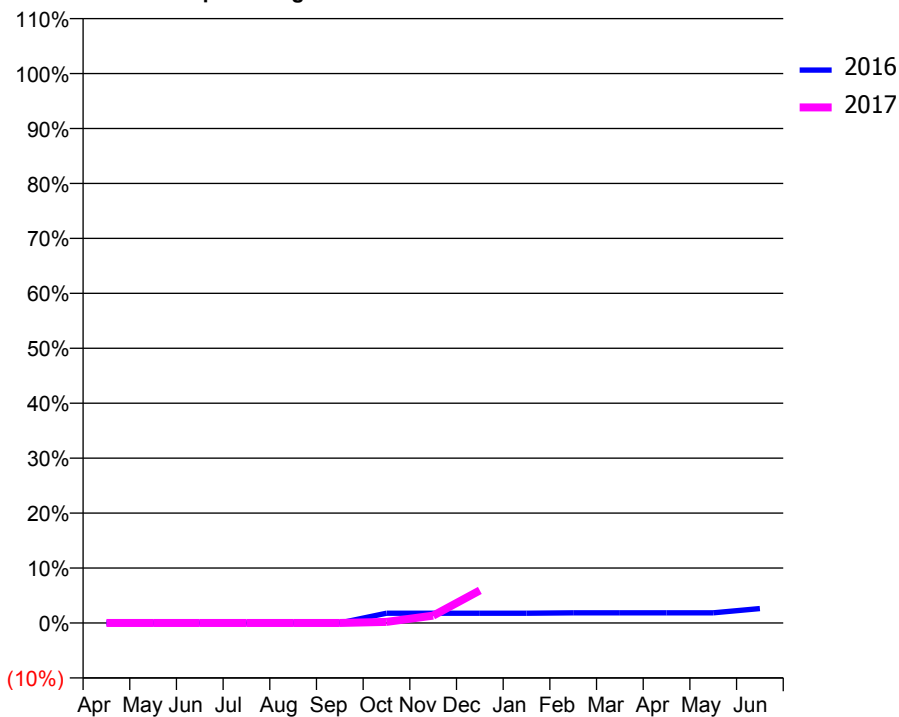
16/17 Contracted general activity (UDA)	4,248
Carry forward general activity (UDA)	0
16/17 Contracted orthodontic activity (UOA)	0
Carry forward orthodontic activity (UOA)	0
Baseline contract value	£494,196.57

ACCESS*

Patients seen in 24 months	Total	Change since previous quarter
Quarter ending December 2015	47	
Quarter ending March 2016	45	↓
Quarter ending June 2016	46	↑
Quarter ending September 2016	47	↑
Quarter ending December 2016	159	↑
Variance since December 2015	238.3%	↑

Access trend analysis


ACTIVITY

Cumulative percentage of contracted UDA delivered 2016 & 2017


Month	Adjusted Scheduled Activity (UDA)	
	2016	2017
April	0	0
May	0	0
June	0	0
July	0	0
August	0	0
September	0	0
October	76	9
November	76	57
December	76	252
January	76	
February	79	
March	79	
April	79	
May	79	
June	112	

QUALITY

	Quantity	Base Number	Contract	AT	Region	England
% of FP17s for the same patient ID Re-attending within 3 months - Children	0	3	0.0%	11.3%	12.1%	12.4%
% of FP17s for the same patient ID Re-attending within 3 months - Adults	0	111	0.0%	15.1%	15.9%	16.6%
% of FP17s for the same patient ID Re-attending between 3 & 9 months - Children	0	3	0.0%	58.7%	58.6%	57.5%
% of FP17s for the same patient ID Re-attending between 3 & 9 months - Adults	0	111	0.0%	49.8%	51.5%	50.4%
% of FP17s for Band 1 Urgent Courses	0	84	0.0%	9.5%	8.0%	9.1%
% of FP17s Relating to Free Repair or Replacements	0	84	0.0%	0.9%	0.8%	0.8%
% of FP17s Relating to Continuations	0	84	0.0%	1.3%	1.2%	1.3%
% of Patients satisfied with the dentistry they have received	0	0	N/A	92.0%	92.8%	92.7%
% of Patients satisfied with the time they had to wait for an appointment	0	0	N/A	86.7%	89.2%	88.8%

* This is based on patients treated on this contract for their most recent course of treatment. Figures in italics indicate the base number of FP17s or Patient Questionnaire responses are less than 100. N/A is shown where the base number of responses is less than 10 during the period. % is calculated as Quantity/Base number*100

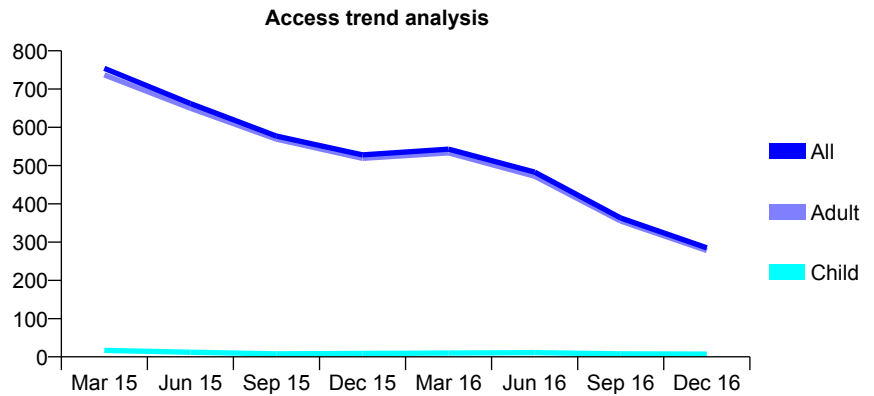
Q56 - Vital Signs At a Glance Contract Report for 135518/0002 - December 2016

Name or company name	Oasis Dental Care (Central) Ltd
Contract type name	PDS Contract
Purpose of contract	General
Contract start date	01/04/2011
Contract end date	31/03/2018

16/17 Contracted general activity (UDA)	360
Carry forward general activity (UDA)	0
16/17 Contracted orthodontic activity (UOA)	0
Carry forward orthodontic activity (UOA)	0
Baseline contract value	£26,117.18

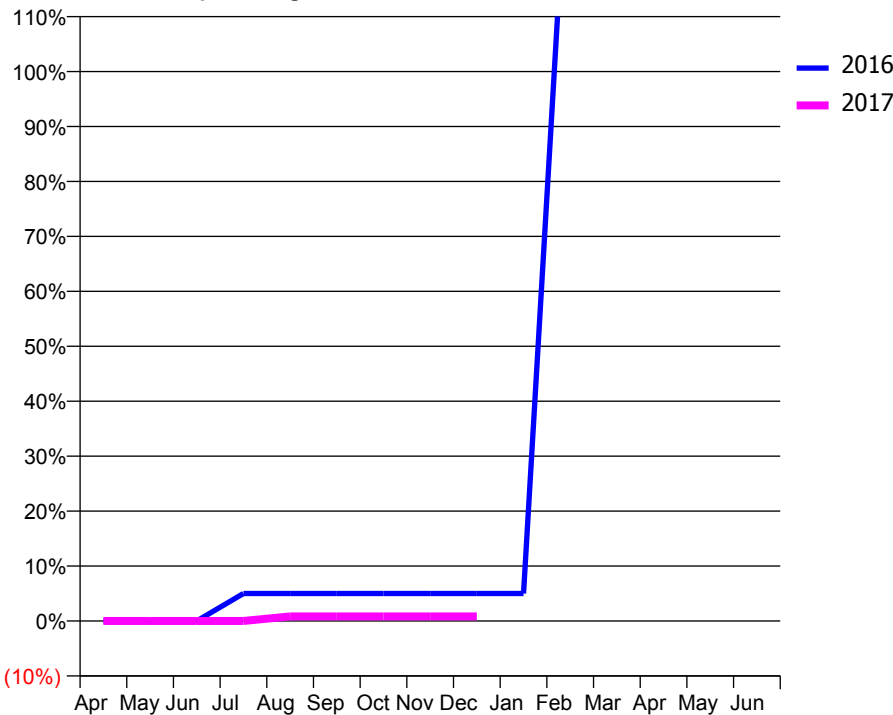
ACCESS*

Patients seen in 24 months	Total	Change since previous quarter
Quarter ending December 2015	528	
Quarter ending March 2016	543	↑
Quarter ending June 2016	483	↓
Quarter ending September 2016	363	↓
Quarter ending December 2016	285	↓
Variance since December 2015	(46.0%)	↓



ACTIVITY

Cumulative percentage of contracted UDA delivered 2016 & 2017



QUALITY

	Quantity	Base Number	Contract	AT	Region	England
% of FP17s for the same patient ID Re-attending within 3 months - Children	0	2	0.0%	11.3%	12.1%	12.4%
% of FP17s for the same patient ID Re-attending within 3 months - Adults	0	21	0.0%	15.1%	15.9%	16.6%
% of FP17s for the same patient ID Re-attending between 3 & 9 months - Children	0	2	0.0%	58.7%	58.6%	57.5%
% of FP17s for the same patient ID Re-attending between 3 & 9 months - Adults	0	21	0.0%	49.8%	51.5%	50.4%
% of FP17s for Band 1 Urgent Courses	0	1	0.0%	9.5%	8.0%	9.1%
% of FP17s Relating to Free Repair or Replacements	0	1	0.0%	0.9%	0.8%	0.8%
% of FP17s Relating to Continuations	0	1	0.0%	1.3%	1.2%	1.3%
% of Patients satisfied with the dentistry they have received	0	0	N/A	92.0%	92.8%	92.7%
% of Patients satisfied with the time they had to wait for an appointment	0	0	N/A	86.7%	89.2%	88.8%

* This is based on patients treated on this contract for their most recent course of treatment. Figures in italics indicate the base number of FP17s or Patient Questionnaire responses are less than 100. N/A is shown where the base number of responses is less than 10 during the period. % is calculated as Quantity/Base number*100

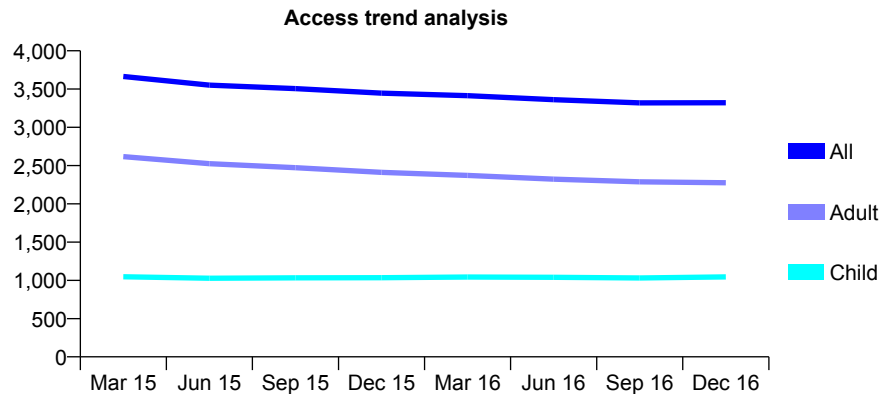
Q56 - Vital Signs At a Glance Contract Report for 138517/0001 - December 2016

Name or company name	Hampton Court Dental Centre
Contract type name	GDS Contract
Purpose of contract	General
Contract start date	01/09/2010
Contract end date	

16/17 Contracted general activity (UDA)	13,750
Carry forward general activity (UDA)	0
16/17 Contracted orthodontic activity (UOA)	0
Carry forward orthodontic activity (UOA)	0
Baseline contract value	£396,351.59

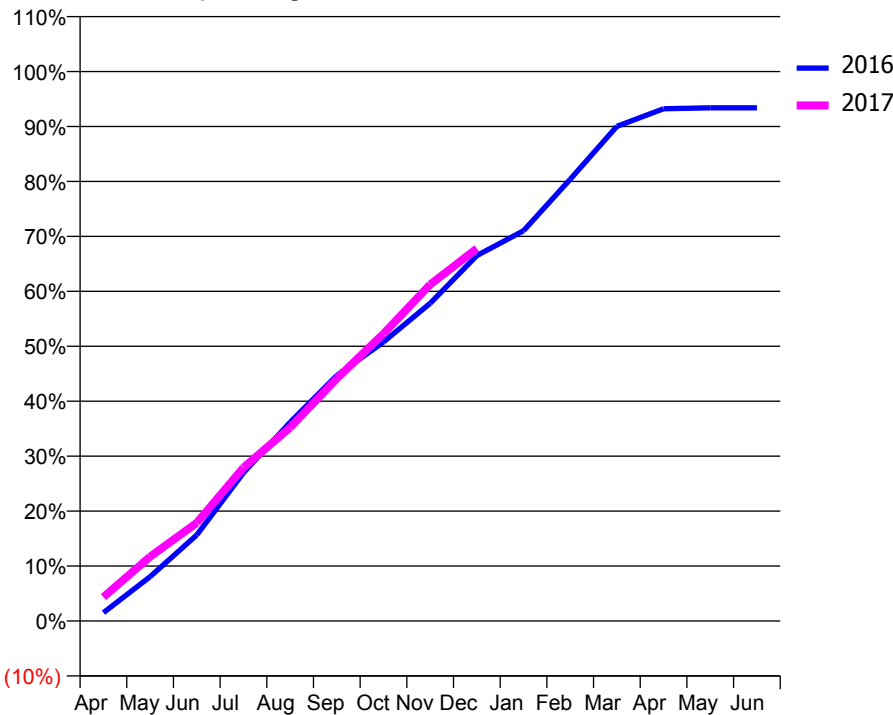
ACCESS*

Patients seen in 24 months	Total	Change since previous quarter
Quarter ending December 2015	3,447	
Quarter ending March 2016	3,414	→
Quarter ending June 2016	3,362	↓
Quarter ending September 2016	3,319	↓
Quarter ending December 2016	3,321	→
Variance since December 2015	(3.7%)	↓



ACTIVITY

Cumulative percentage of contracted UDA delivered 2016 & 2017



Month	Adjusted Scheduled Activity (UDA)	
	2016	2017
April	210	599
May	1,111	1,610
June	2,152	2,457
July	3,709	3,838
August	4,972	4,843
September	6,144	6,068
October	6,981	7,190
November	7,949	8,419
December	9,144	9,320
January	9,765	
February	11,053	
March	12,377	
April	12,816	
May	12,841	
June	12,841	

QUALITY

	Quantity	Base Number	Contract	AT	Region	England
% of FP17s for the same patient ID Re-attending within 3 months - Children	91	1,233	7.4%	11.3%	12.1%	12.4%
% of FP17s for the same patient ID Re-attending within 3 months - Adults	341	2,217	15.4%	15.1%	15.9%	16.6%
% of FP17s for the same patient ID Re-attending between 3 & 9 months - Children	684	1,233	55.5%	58.7%	58.6%	57.5%
% of FP17s for the same patient ID Re-attending between 3 & 9 months - Adults	1,156	2,217	52.1%	49.8%	51.5%	50.4%
% of FP17s for Band 1 Urgent Courses	234	3,305	7.1%	9.5%	8.0%	9.1%
% of FP17s Relating to Free Repair or Replacements	25	3,305	0.8%	0.9%	0.8%	0.8%
% of FP17s Relating to Continuations	68	3,305	2.1%	1.3%	1.2%	1.3%
% of Patients satisfied with the dentistry they have received	3	4	N/A	92.0%	92.8%	92.7%
% of Patients satisfied with the time they had to wait for an appointment	3	4	N/A	86.7%	89.2%	88.8%

* This is based on patients treated on this contract for their most recent course of treatment. Figures in italics indicate the base number of FP17s or Patient Questionnaire responses are less than 100. N/A is shown where the base number of responses is less than 10 during the period. % is calculated as Quantity/Base number*100

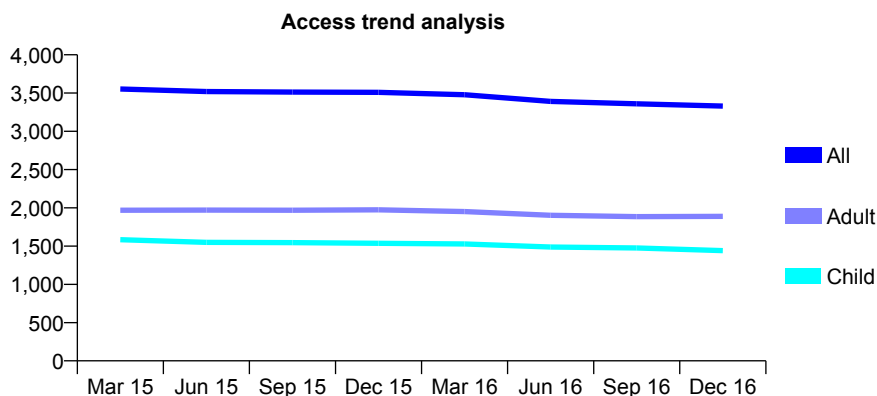
Q56 - Vital Signs At a Glance Contract Report for 138525/0001 - December 2016

Name or company name	Alvington House Dental Practice
Contract type name	GDS Contract
Purpose of contract	General
Contract start date	01/04/2011
Contract end date	

16/17 Contracted general activity (UDA)	9,285
Carry forward general activity (UDA)	169
16/17 Contracted orthodontic activity (UOA)	0
Carry forward orthodontic activity (UOA)	0
Baseline contract value	£209,224.39

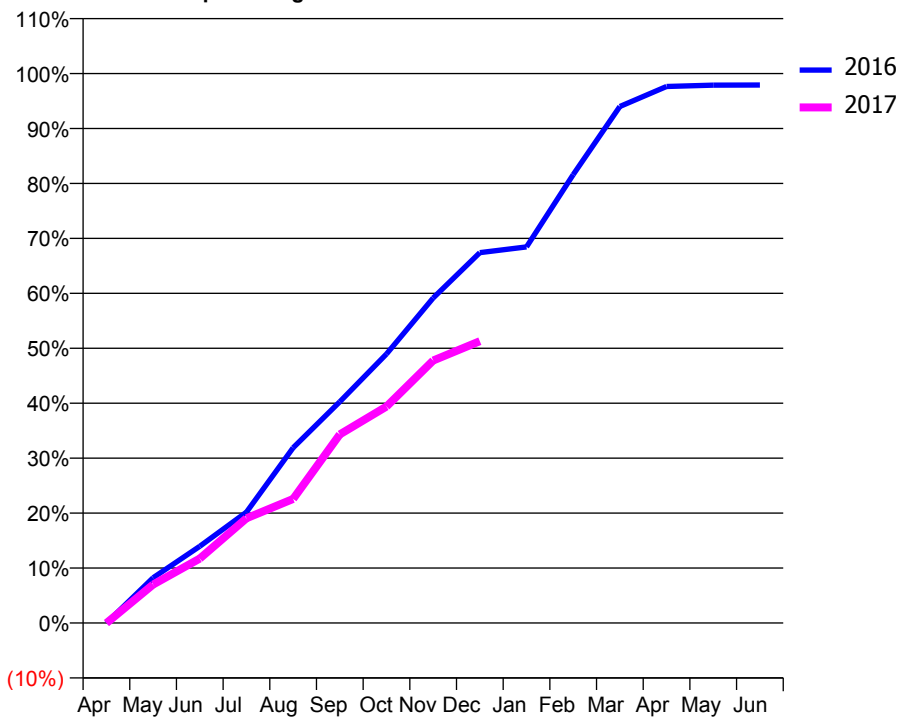
ACCESS*

Patients seen in 24 months	Total	Change since previous quarter
Quarter ending December 2015	3,510	
Quarter ending March 2016	3,478	→
Quarter ending June 2016	3,390	↓
Quarter ending September 2016	3,360	→
Quarter ending December 2016	3,329	→
Variance since December 2015	(5.2%)	↓



ACTIVITY

Cumulative percentage of contracted UDA delivered 2016 & 2017



Month	Adjusted Scheduled Activity (UDA)	
	2016	2017
April	0	-4
May	667	650
June	1,129	1,090
July	1,632	1,771
August	2,579	2,096
September	3,256	3,187
October	3,959	3,657
November	4,782	4,436
December	5,449	4,762
January	5,534	
February	6,598	
March	7,600	
April	7,894	
May	7,913	
June	7,916	

QUALITY

	Quantity	Base Number	Contract	AT	Region	England
% of FP17s for the same patient ID Re-attending within 3 months - Children	150	1,690	8.9%	11.3%	12.1%	12.4%
% of FP17s for the same patient ID Re-attending within 3 months - Adults	295	1,842	16.0%	15.1%	15.9%	16.6%
% of FP17s for the same patient ID Re-attending between 3 & 9 months - Children	1,089	1,690	64.4%	58.7%	58.6%	57.5%
% of FP17s for the same patient ID Re-attending between 3 & 9 months - Adults	1,043	1,842	56.6%	49.8%	51.5%	50.4%
% of FP17s for Band 1 Urgent Courses	293	3,349	8.7%	9.5%	8.0%	9.1%
% of FP17s Relating to Free Repair or Replacements	4	3,349	0.1%	0.9%	0.8%	0.8%
% of FP17s Relating to Continuations	7	3,349	0.2%	1.3%	1.2%	1.3%
% of Patients satisfied with the dentistry they have received	7	7	N/A	92.0%	92.8%	92.7%
% of Patients satisfied with the time they had to wait for an appointment	6	7	N/A	86.7%	89.2%	88.8%

* This is based on patients treated on this contract for their most recent course of treatment. Figures in italics indicate the base number of FP17s or Patient Questionnaire responses are less than 100. N/A is shown where the base number of responses is less than 10 during the period. % is calculated as Quantity/Base number*100

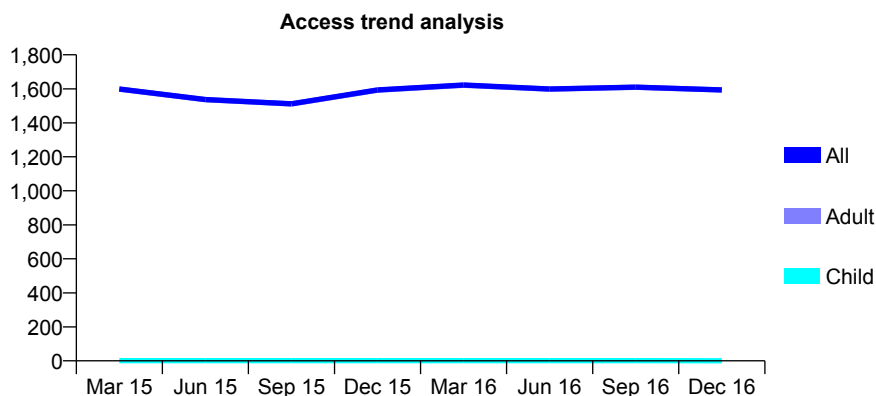
Q56 - Vital Signs At a Glance Contract Report for 138835/0001 - December 2016

Name or company name	Conrad Costa and Audrey Costa
Contract type name	GDS Contract
Purpose of contract	General
Contract start date	01/03/2013
Contract end date	

16/17 Contracted general activity (UDA)	4,795
Carry forward general activity (UDA)	-94
16/17 Contracted orthodontic activity (UOA)	0
Carry forward orthodontic activity (UOA)	0
Baseline contract value	£271,111.46

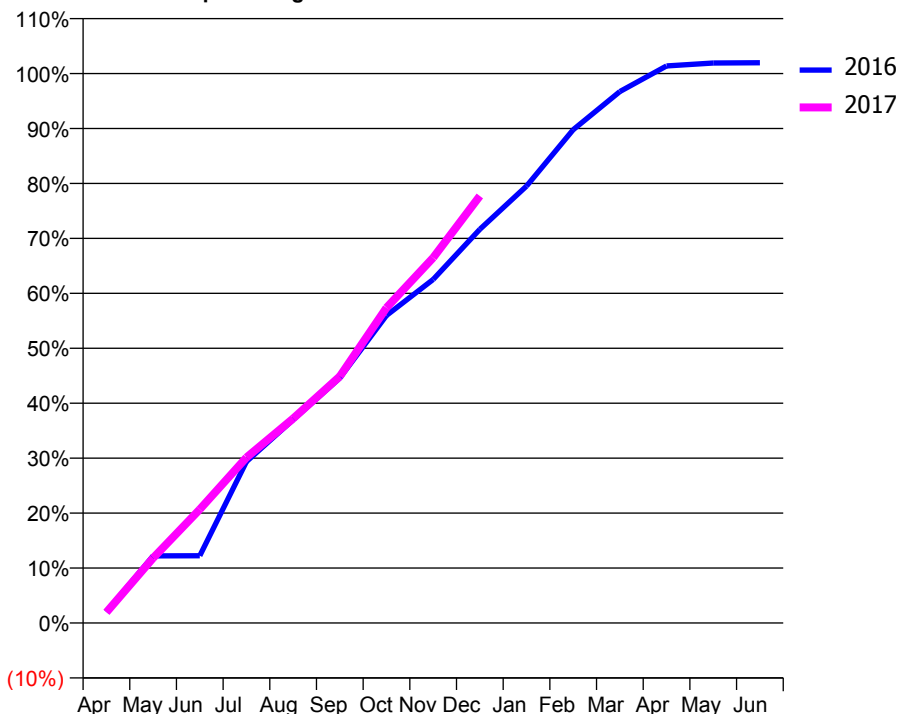
ACCESS*

Patients seen in 24 months	Total	Change since previous quarter
Quarter ending December 2015	1,593	
Quarter ending March 2016	1,622	→
Quarter ending June 2016	1,599	↓
Quarter ending September 2016	1,610	→
Quarter ending December 2016	1,593	↓
Variance since December 2015	0.0%	→



ACTIVITY

Cumulative percentage of contracted UDA delivered 2016 & 2017



Month	Adjusted Scheduled Activity (UDA)	
	2016	2017
April	96	94
May	586	567
June	587	992
July	1,408	1,445
August	1,774	1,784
September	2,138	2,153
October	2,684	2,751
November	2,998	3,187
December	3,436	3,726
January	3,813	
February	4,305	
March	4,637	
April	4,861	
May	4,886	
June	4,889	

QUALITY

	Quantity	Base Number	Contract	AT	Region	England
% of FP17s for the same patient ID Re-attending within 3 months - Children	0	0	N/A	11.3%	12.1%	12.4%
% of FP17s for the same patient ID Re-attending within 3 months - Adults	143	928	15.4%	15.1%	15.9%	16.6%
% of FP17s for the same patient ID Re-attending between 3 & 9 months - Children	0	0	N/A	58.7%	58.6%	57.5%
% of FP17s for the same patient ID Re-attending between 3 & 9 months - Adults	125	928	13.5%	49.8%	51.5%	50.4%
% of FP17s for Band 1 Urgent Courses	101	846	11.9%	9.5%	8.0%	9.1%
% of FP17s Relating to Free Repair or Replacements	11	846	1.3%	0.9%	0.8%	0.8%
% of FP17s Relating to Continuations	4	846	0.5%	1.3%	1.2%	1.3%
% of Patients satisfied with the dentistry they have received	2	3	N/A	92.0%	92.8%	92.7%
% of Patients satisfied with the time they had to wait for an appointment	2	3	N/A	86.7%	89.2%	88.8%

* This is based on patients treated on this contract for their most recent course of treatment. Figures in italics indicate the base number of FP17s or Patient Questionnaire responses are less than 100. N/A is shown where the base number of responses is less than 10 during the period. % is calculated as Quantity/Base number*100

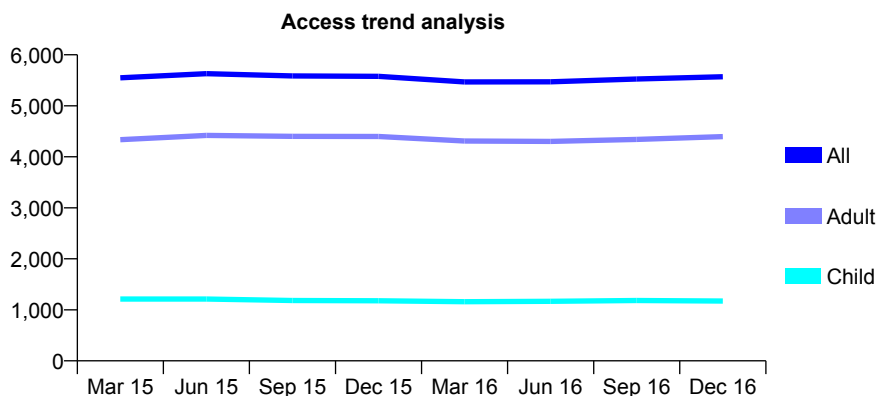
Q56 - Vital Signs At a Glance Contract Report for 139033/0001 - December 2016

Name or company name	DU TOIT & BURGER PARTNERSHIP (SUI)
Contract type name	GDS Contract
Purpose of contract	General
Contract start date	01/04/2007
Contract end date	

16/17 Contracted general activity (UDA)	14,425
Carry forward general activity (UDA)	0
16/17 Contracted orthodontic activity (UOA)	0
Carry forward orthodontic activity (UOA)	0
Baseline contract value	£339,274.85

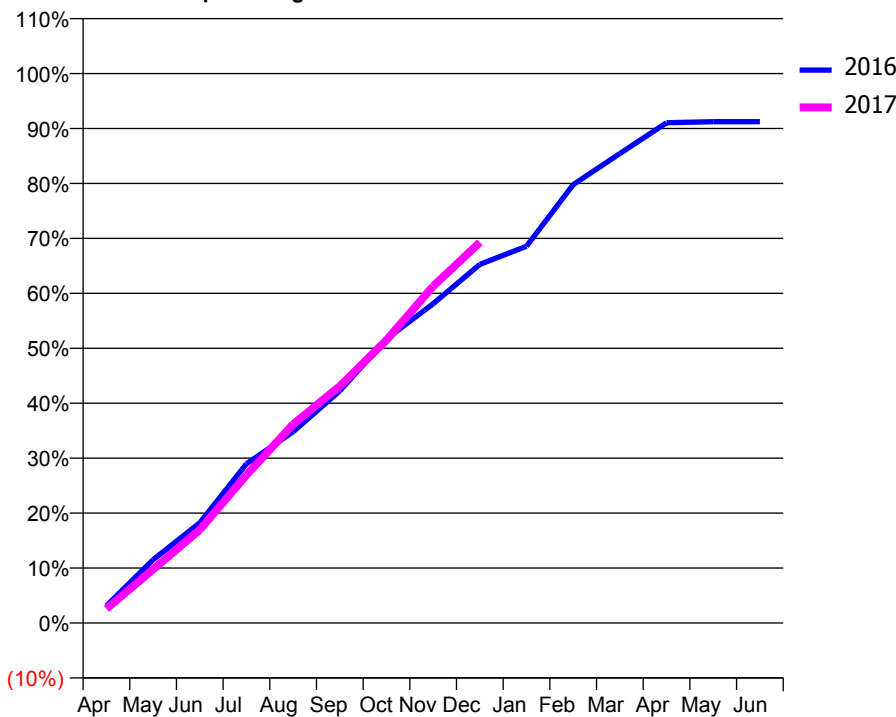
ACCESS*

Patients seen in 24 months	Total	Change since previous quarter
Quarter ending December 2015	5,577	
Quarter ending March 2016	5,468	↓
Quarter ending June 2016	5,470	→
Quarter ending September 2016	5,525	→
Quarter ending December 2016	5,570	→
Variance since December 2015	(0.1%)	→



ACTIVITY

Cumulative percentage of contracted UDA delivered 2016 & 2017



Month	Adjusted Scheduled Activity (UDA)	
	2016	2017
April	452	373
May	1,661	1,410
June	2,631	2,450
July	4,179	3,883
August	5,022	5,216
September	6,092	6,219
October	7,459	7,428
November	8,382	8,840
December	9,414	9,993
January	9,890	
February	11,509	
March	12,324	
April	13,131	
May	13,159	
June	13,159	

QUALITY

	Quantity	Base Number	Contract	AT	Region	England
% of FP17s for the same patient ID Re-attending within 3 months - Children	67	1,312	5.1%	11.3%	12.1%	12.4%
% of FP17s for the same patient ID Re-attending within 3 months - Adults	679	4,526	15.0%	15.1%	15.9%	16.6%
% of FP17s for the same patient ID Re-attending between 3 & 9 months - Children	719	1,312	54.8%	58.7%	58.6%	57.5%
% of FP17s for the same patient ID Re-attending between 3 & 9 months - Adults	1,848	4,526	40.8%	49.8%	51.5%	50.4%
% of FP17s for Band 1 Urgent Courses	673	5,295	12.7%	9.5%	8.0%	9.1%
% of FP17s Relating to Free Repair or Replacements	24	5,295	0.5%	0.9%	0.8%	0.8%
% of FP17s Relating to Continuations	104	5,295	2.0%	1.3%	1.2%	1.3%
% of Patients satisfied with the dentistry they have received	3	4	N/A	92.0%	92.8%	92.7%
% of Patients satisfied with the time they had to wait for an appointment	4	4	N/A	86.7%	89.2%	88.8%

* This is based on patients treated on this contract for their most recent course of treatment. Figures in italics indicate the base number of FP17s or Patient Questionnaire responses are less than 100. N/A is shown where the base number of responses is less than 10 during the period. % is calculated as Quantity/Base number*100

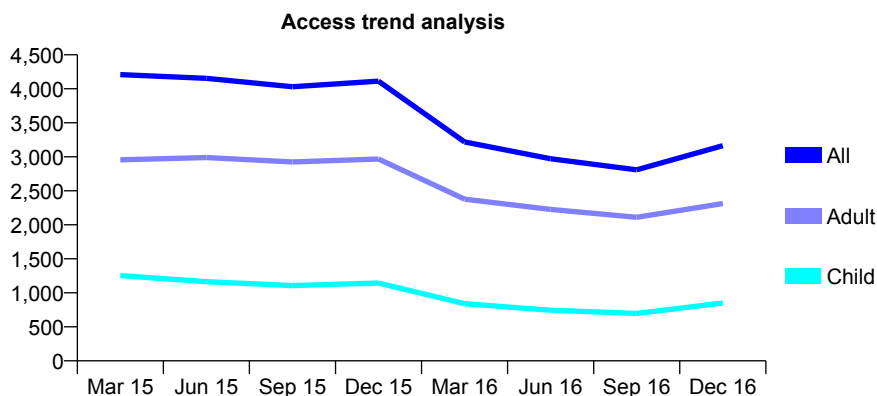
Q56 - Vital Signs At a Glance Contract Report for 139440/0001 - December 2016

Name or company name	Peirson Services Ltd
Contract type name	PDS Plus Contract
Purpose of contract	General
Contract start date	01/04/2010
Contract end date	31/03/2018

16/17 Contracted general activity (UDA)	11,000
Carry forward general activity (UDA)	190
16/17 Contracted orthodontic activity (UOA)	0
Carry forward orthodontic activity (UOA)	0
Baseline contract value	£280,611.96

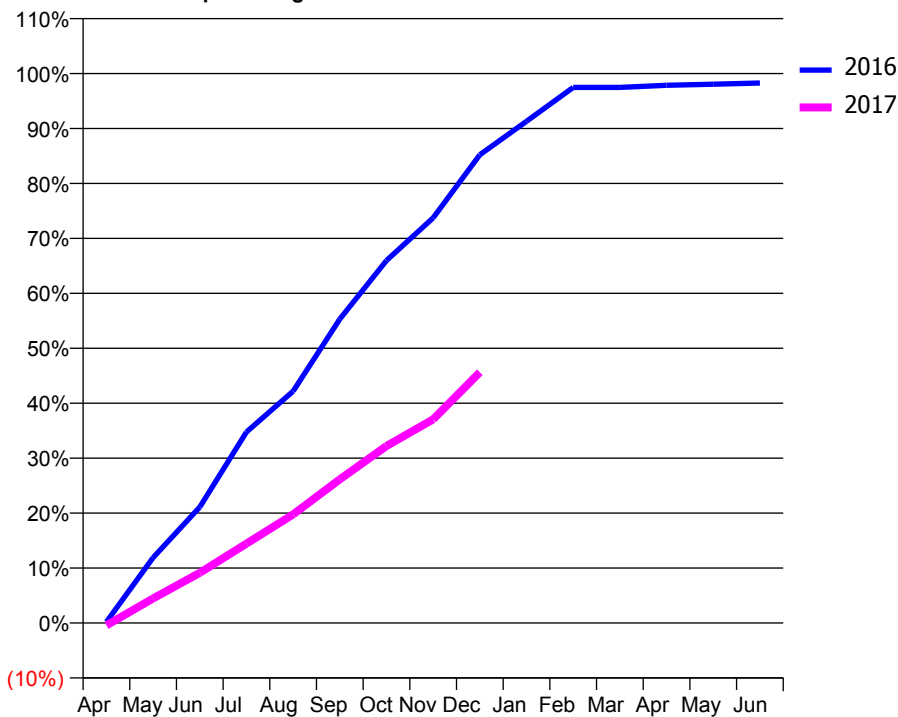
ACCESS*

Patients seen in 24 months	Total	Change since previous quarter
Quarter ending December 2015	4,112	
Quarter ending March 2016	3,219	↓
Quarter ending June 2016	2,971	↓
Quarter ending September 2016	2,809	↓
Quarter ending December 2016	3,163	↑
Variance since December 2015	(23.1%)	↓



ACTIVITY

Cumulative percentage of contracted UDA delivered 2016 & 2017



Month	Adjusted Scheduled Activity (UDA)	
	2016	2017
April	22	-50
May	1,310	493
June	2,321	1,005
July	3,824	1,590
August	4,642	2,173
September	6,085	2,877
October	7,256	3,543
November	8,110	4,078
December	9,373	5,019
January	10,043	
February	10,721	
March	10,723	
April	10,765	
May	10,786	
June	10,810	

QUALITY

	Quantity	Base Number	Contract	AT	Region	England
% of FP17s for the same patient ID Re-attending within 3 months - Children	33	724	4.6%	11.3%	12.1%	12.4%
% of FP17s for the same patient ID Re-attending within 3 months - Adults	155	1,834	8.5%	15.1%	15.9%	16.6%
% of FP17s for the same patient ID Re-attending between 3 & 9 months - Children	135	724	18.6%	58.7%	58.6%	57.5%
% of FP17s for the same patient ID Re-attending between 3 & 9 months - Adults	589	1,834	32.1%	49.8%	51.5%	50.4%
% of FP17s for Band 1 Urgent Courses	344	2,329	14.8%	9.5%	8.0%	9.1%
% of FP17s Relating to Free Repair or Replacements	8	2,329	0.3%	0.9%	0.8%	0.8%
% of FP17s Relating to Continuations	11	2,329	0.5%	1.3%	1.2%	1.3%
% of Patients satisfied with the dentistry they have received	1	1	N/A	92.0%	92.8%	92.7%
% of Patients satisfied with the time they had to wait for an appointment	1	1	N/A	86.7%	89.2%	88.8%

* This is based on patients treated on this contract for their most recent course of treatment. Figures in italics indicate the base number of FP17s or Patient Questionnaire responses are less than 100. N/A is shown where the base number of responses is less than 10 during the period. % is calculated as Quantity/Base number*100

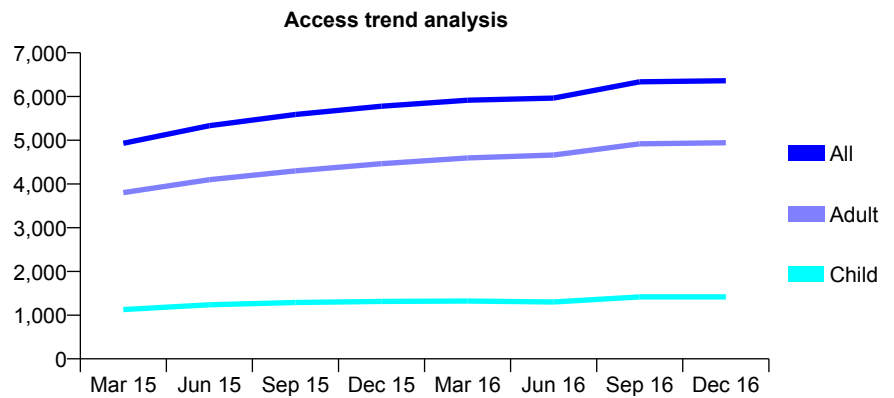
Q56 - Vital Signs At a Glance Contract Report for 139882/0001 - December 2016

Name or company name	Mr M Eyrumlu and Mr A Eyrumlu
Contract type name	GDS Contract
Purpose of contract	General
Contract start date	10/05/2014
Contract end date	

16/17 Contracted general activity (UDA)	22,000
Carry forward general activity (UDA)	0
16/17 Contracted orthodontic activity (UOA)	0
Carry forward orthodontic activity (UOA)	0
Baseline contract value	£555,115.05

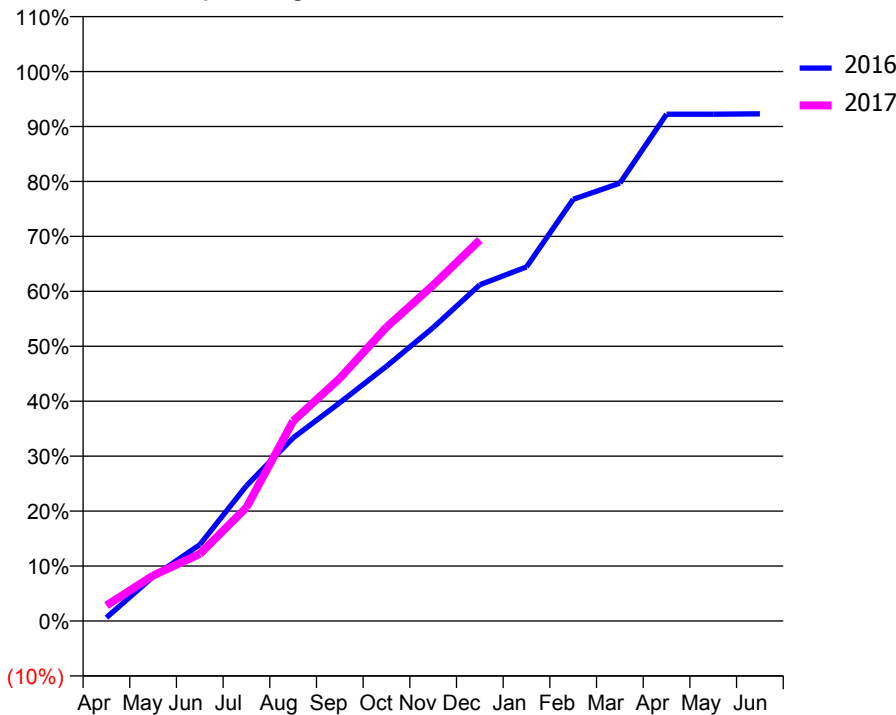
ACCESS*

Patients seen in 24 months	Total	Change since previous quarter
Quarter ending December 2015	5,779	
Quarter ending March 2016	5,917	↑
Quarter ending June 2016	5,964	→
Quarter ending September 2016	6,336	↑
Quarter ending December 2016	6,360	→
Variance since December 2015	10.1%	↑



ACTIVITY

Cumulative percentage of contracted UDA delivered 2016 & 2017



Month	Adjusted Scheduled Activity (UDA)	
	2016	2017
April	135	621
May	1,774	1,823
June	3,055	2,685
July	5,418	4,547
August	7,332	8,008
September	8,743	9,720
October	10,201	11,762
November	11,746	13,446
December	13,464	15,254
January	14,178	
February	16,884	
March	17,532	
April	20,288	
May	20,288	
June	20,303	

QUALITY

	Quantity	Base Number	Contract	AT	Region	England
% of FP17s for the same patient ID Re-attending within 3 months - Children	141	1,585	8.9%	11.3%	12.1%	12.4%
% of FP17s for the same patient ID Re-attending within 3 months - Adults	645	5,177	12.5%	15.1%	15.9%	16.6%
% of FP17s for the same patient ID Re-attending between 3 & 9 months - Children	761	1,585	48.0%	58.7%	58.6%	57.5%
% of FP17s for the same patient ID Re-attending between 3 & 9 months - Adults	2,436	5,177	47.1%	49.8%	51.5%	50.4%
% of FP17s for Band 1 Urgent Courses	457	5,723	8.0%	9.5%	8.0%	9.1%
% of FP17s Relating to Free Repair or Replacements	100	5,723	1.7%	0.9%	0.8%	0.8%
% of FP17s Relating to Continuations	109	5,723	1.9%	1.3%	1.2%	1.3%
% of Patients satisfied with the dentistry they have received	5	6	N/A	92.0%	92.8%	92.7%
% of Patients satisfied with the time they had to wait for an appointment	5	6	N/A	86.7%	89.2%	88.8%

* This is based on patients treated on this contract for their most recent course of treatment. Figures in italics indicate the base number of FP17s or Patient Questionnaire responses are less than 100. N/A is shown where the base number of responses is less than 10 during the period. % is calculated as Quantity/Base number*100

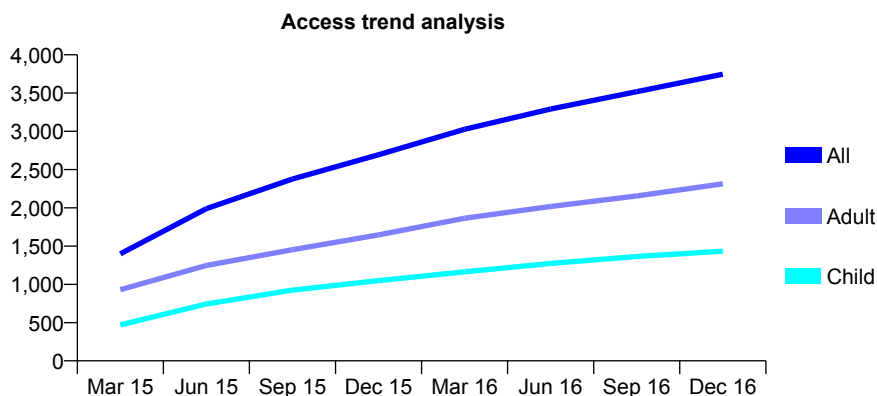
Q56 - Vital Signs At a Glance Contract Report for 140708/0001 - December 2016

Name or company name	Bretton Dental Clinic Partnership
Contract type name	GDS Contract
Purpose of contract	General
Contract start date	01/12/2014
Contract end date	

16/17 Contracted general activity (UDA)	12,034
Carry forward general activity (UDA)	216
16/17 Contracted orthodontic activity (UOA)	0
Carry forward orthodontic activity (UOA)	0
Baseline contract value	£299,484.56

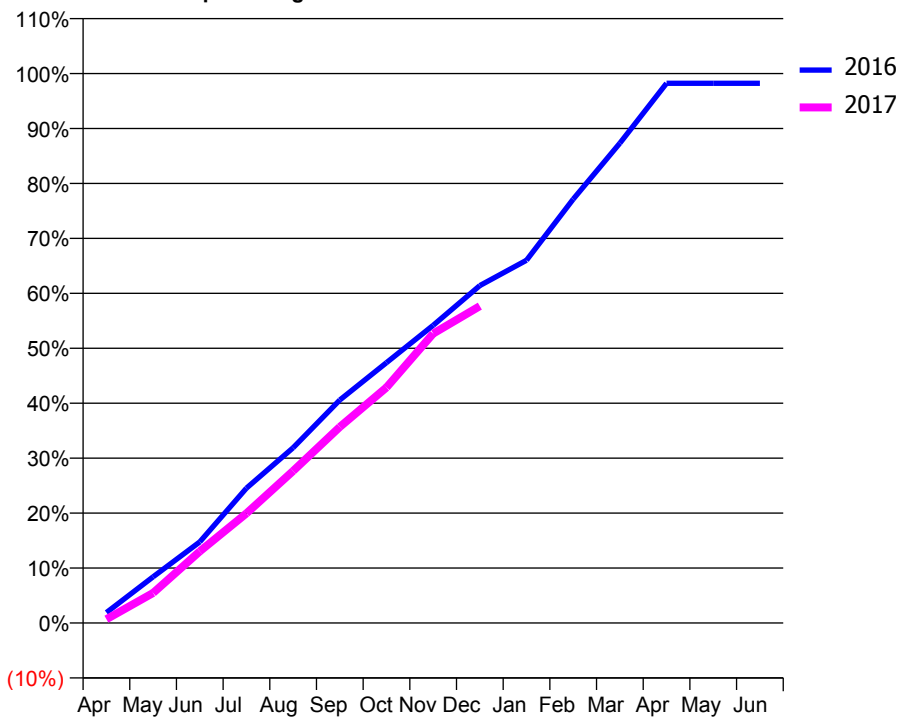
ACCESS*

Patients seen in 24 months	Total	Change since previous quarter
Quarter ending December 2015	2,694	
Quarter ending March 2016	3,027	↑
Quarter ending June 2016	3,291	↑
Quarter ending September 2016	3,518	↑
Quarter ending December 2016	3,747	↑
Variance since December 2015	39.1%	↑



ACTIVITY

Cumulative percentage of contracted UDA delivered 2016 & 2017



Month	Adjusted Scheduled Activity (UDA)	
	2016	2017
April	230	83
May	1,013	658
June	1,776	1,571
July	2,954	2,402
August	3,838	3,331
September	4,885	4,295
October	5,702	5,157
November	6,519	6,338
December	7,390	6,940
January	7,945	
February	9,281	
March	10,508	
April	11,818	
May	11,818	
June	11,818	

QUALITY

	Quantity	Base Number	Contract	AT	Region	England
% of FP17s for the same patient ID Re-attending within 3 months - Children	122	1,307	9.3%	11.3%	12.1%	12.4%
% of FP17s for the same patient ID Re-attending within 3 months - Adults	293	1,457	20.1%	15.1%	15.9%	16.6%
% of FP17s for the same patient ID Re-attending between 3 & 9 months - Children	538	1,307	41.2%	58.7%	58.6%	57.5%
% of FP17s for the same patient ID Re-attending between 3 & 9 months - Adults	525	1,457	36.0%	49.8%	51.5%	50.4%
% of FP17s for Band 1 Urgent Courses	274	2,449	11.2%	9.5%	8.0%	9.1%
% of FP17s Relating to Free Repair or Replacements	0	2,449	0.0%	0.9%	0.8%	0.8%
% of FP17s Relating to Continuations	0	2,449	0.0%	1.3%	1.2%	1.3%
% of Patients satisfied with the dentistry they have received	1	1	N/A	92.0%	92.8%	92.7%
% of Patients satisfied with the time they had to wait for an appointment	1	1	N/A	86.7%	89.2%	88.8%

* This is based on patients treated on this contract for their most recent course of treatment. Figures in italics indicate the base number of FP17s or Patient Questionnaire responses are less than 100. N/A is shown where the base number of responses is less than 10 during the period. % is calculated as Quantity/Base number*100

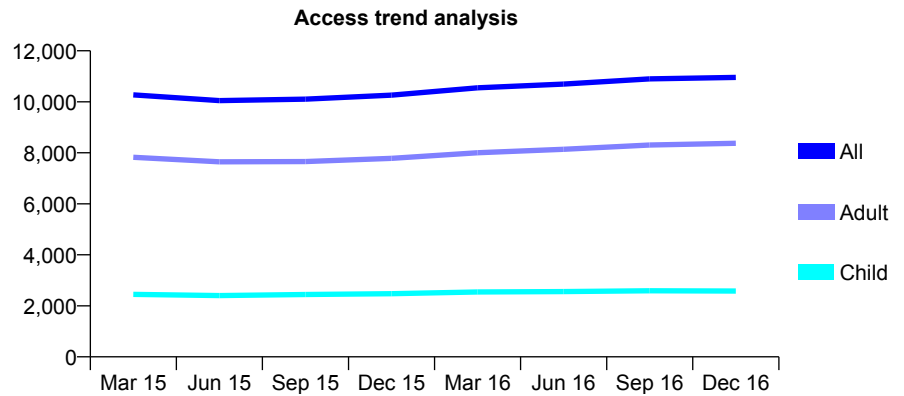
Q56 - Vital Signs At a Glance Contract Report for 141062/0001 - December 2016

Name or company name	Taverham Dental Health Clinic Limited
Contract type name	GDS Contract
Purpose of contract	General
Contract start date	01/02/2012
Contract end date	

16/17 Contracted general activity (UDA)	37,140
Carry forward general activity (UDA)	491
16/17 Contracted orthodontic activity (UOA)	0
Carry forward orthodontic activity (UOA)	0
Baseline contract value	£958,722.37

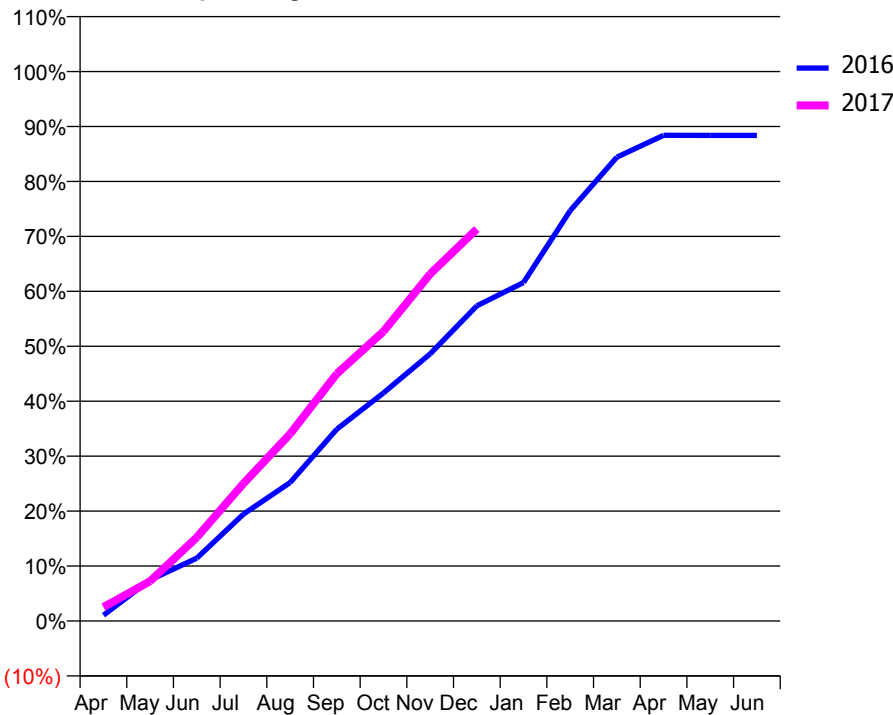
ACCESS*

Patients seen in 24 months	Total	Change since previous quarter
Quarter ending December 2015	10,261	
Quarter ending March 2016	10,549	↑
Quarter ending June 2016	10,698	→
Quarter ending September 2016	10,897	→
Quarter ending December 2016	10,958	→
Variance since December 2015	6.8%	↑



ACTIVITY

Cumulative percentage of contracted UDA delivered 2016 & 2017



Month	Adjusted Scheduled Activity (UDA)	
	2016	2017
April	405	945
May	2,882	2,688
June	4,419	5,659
July	7,513	9,300
August	9,737	12,646
September	13,490	16,718
October	16,035	19,571
November	18,784	23,452
December	22,161	26,495
January	23,800	
February	28,859	
March	32,616	
April	34,153	
May	34,147	
June	34,149	

QUALITY

	Quantity	Base Number	Contract	AT	Region	England
% of FP17s for the same patient ID Re-attending within 3 months - Children	197	2,928	6.7%	11.3%	12.1%	12.4%
% of FP17s for the same patient ID Re-attending within 3 months - Adults	1,215	9,285	13.1%	15.1%	15.9%	16.6%
% of FP17s for the same patient ID Re-attending between 3 & 9 months - Children	1,695	2,928	57.9%	58.7%	58.6%	57.5%
% of FP17s for the same patient ID Re-attending between 3 & 9 months - Adults	4,994	9,285	53.8%	49.8%	51.5%	50.4%
% of FP17s for Band 1 Urgent Courses	816	11,580	7.0%	9.5%	8.0%	9.1%
% of FP17s Relating to Free Repair or Replacements	121	11,580	1.0%	0.9%	0.8%	0.8%
% of FP17s Relating to Continuations	228	11,580	2.0%	1.3%	1.2%	1.3%
% of Patients satisfied with the dentistry they have received	12	12	100.0%	92.0%	92.8%	92.7%
% of Patients satisfied with the time they had to wait for an appointment	11	12	91.7%	86.7%	89.2%	88.8%

* This is based on patients treated on this contract for their most recent course of treatment. Figures in italics indicate the base number of FP17s or Patient Questionnaire responses are less than 100. N/A is shown where the base number of responses is less than 10 during the period. % is calculated as Quantity/Base number*100

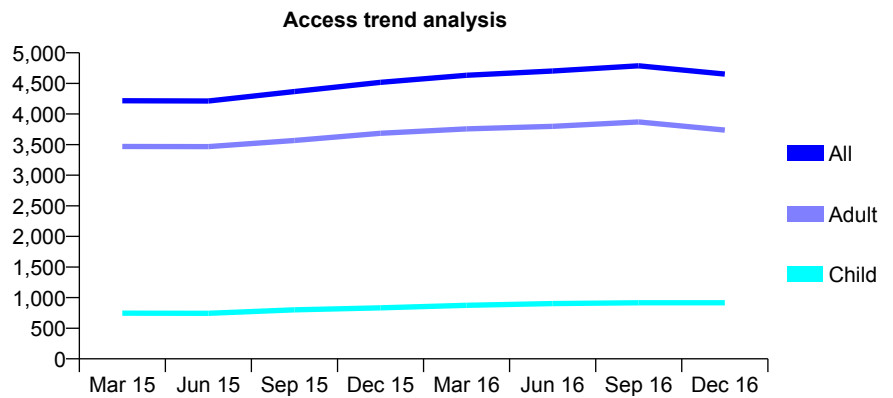
Q56 - Vital Signs At a Glance Contract Report for 143391/0001 - December 2016

Name or company name	Dr J Sherer and Dr L Levin
Contract type name	GDS Contract
Purpose of contract	General
Contract start date	01/02/2011
Contract end date	

16/17 Contracted general activity (UDA)	9,634
Carry forward general activity (UDA)	-55
16/17 Contracted orthodontic activity (UOA)	0
Carry forward orthodontic activity (UOA)	0
Baseline contract value	£262,653.32

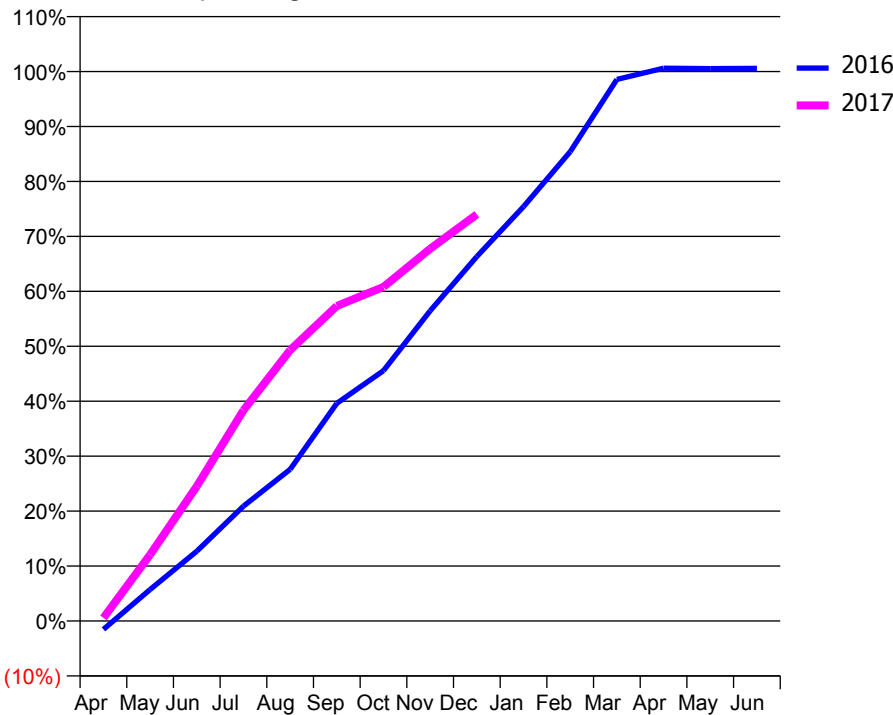
ACCESS*

Patients seen in 24 months	Total	Change since previous quarter
Quarter ending December 2015	4,518	
Quarter ending March 2016	4,633	↑
Quarter ending June 2016	4,702	→
Quarter ending September 2016	4,787	→
Quarter ending December 2016	4,653	↓
Variance since December 2015	3.0%	↑



ACTIVITY

Cumulative percentage of contracted UDA delivered 2016 & 2017



Month	Adjusted Scheduled Activity (UDA)	
	2016	2017
April	-149	55
May	552	1,162
June	1,225	2,362
July	2,014	3,695
August	2,658	4,750
September	3,817	5,522
October	4,390	5,857
November	5,440	6,525
December	6,391	7,128
January	7,266	
February	8,229	
March	9,494	
April	9,693	
May	9,685	
June	9,689	

QUALITY

	Quantity	Base Number	Contract	AT	Region	England
% of FP17s for the same patient ID Re-attending within 3 months - Children	58	967	6.0%	11.3%	12.1%	12.4%
% of FP17s for the same patient ID Re-attending within 3 months - Adults	407	2,746	14.8%	15.1%	15.9%	16.6%
% of FP17s for the same patient ID Re-attending between 3 & 9 months - Children	568	967	58.7%	58.7%	58.6%	57.5%
% of FP17s for the same patient ID Re-attending between 3 & 9 months - Adults	1,263	2,746	46.0%	49.8%	51.5%	50.4%
% of FP17s for Band 1 Urgent Courses	397	3,599	11.0%	9.5%	8.0%	9.1%
% of FP17s Relating to Free Repair or Replacements	12	3,599	0.3%	0.9%	0.8%	0.8%
% of FP17s Relating to Continuations	29	3,599	0.8%	1.3%	1.2%	1.3%
% of Patients satisfied with the dentistry they have received	2	2	N/A	92.0%	92.8%	92.7%
% of Patients satisfied with the time they had to wait for an appointment	2	2	N/A	86.7%	89.2%	88.8%

* This is based on patients treated on this contract for their most recent course of treatment. Figures in italics indicate the base number of FP17s or Patient Questionnaire responses are less than 100. N/A is shown where the base number of responses is less than 10 during the period. % is calculated as Quantity/Base number*100

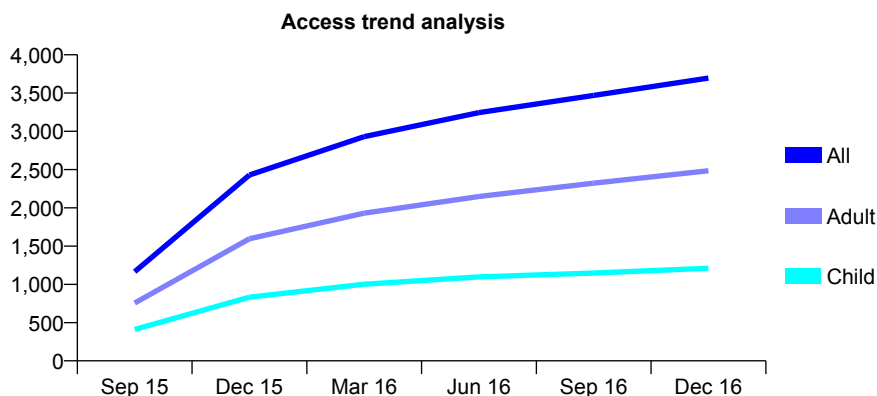
Q56 - Vital Signs At a Glance Contract Report for 144487/0001 - December 2016

Name or company name	The Old Grammer School Dental Surgery
Contract type name	GDS Contract
Purpose of contract	General
Contract start date	01/07/2015
Contract end date	

16/17 Contracted general activity (UDA)	10,000
Carry forward general activity (UDA)	0
16/17 Contracted orthodontic activity (UOA)	0
Carry forward orthodontic activity (UOA)	0
Baseline contract value	£252,035.24

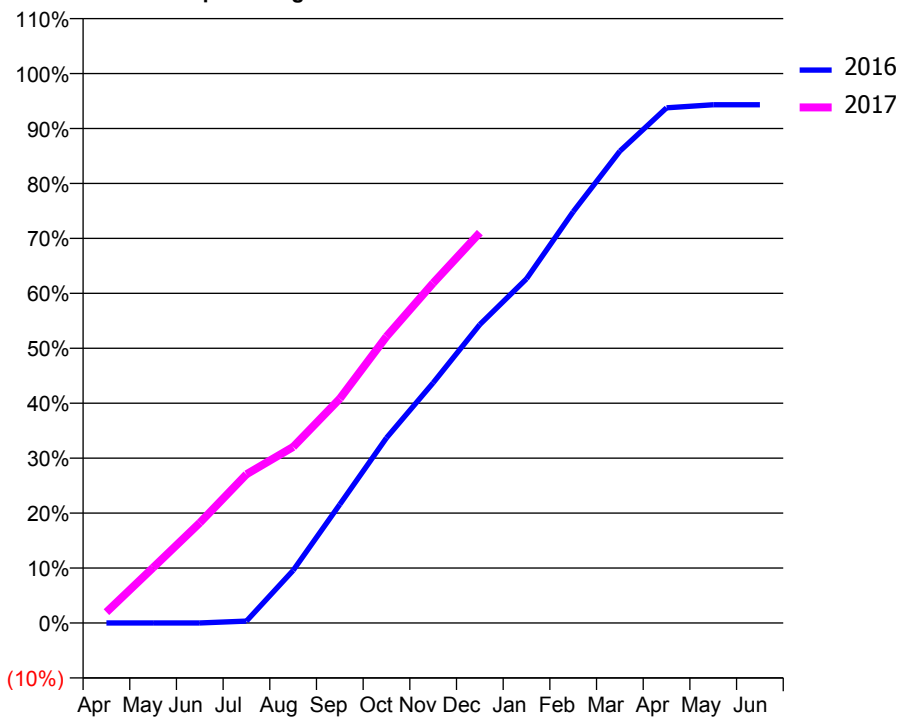
ACCESS*

Patients seen in 24 months	Total	Change since previous quarter
Quarter ending December 2015	2,428	
Quarter ending March 2016	2,931	↑
Quarter ending June 2016	3,245	↑
Quarter ending September 2016	3,469	↑
Quarter ending December 2016	3,695	↑
Variance since December 2015	52.2%	↑



ACTIVITY

Cumulative percentage of contracted UDA delivered 2016 & 2017



Month	Adjusted Scheduled Activity (UDA)	
	2016	2017
April	0	199
May	0	1,009
June	0	1,823
July	26	2,706
August	724	3,203
September	1,632	4,084
October	2,547	5,213
November	3,306	6,187
December	4,106	7,104
January	4,737	
February	5,660	
March	6,493	
April	7,088	
May	7,131	
June	7,131	

QUALITY

	Quantity	Base Number	Contract	AT	Region	England
% of FP17s for the same patient ID Re-attending within 3 months - Children	108	1,510	7.2%	11.3%	12.1%	12.4%
% of FP17s for the same patient ID Re-attending within 3 months - Adults	548	3,339	16.4%	15.1%	15.9%	16.6%
% of FP17s for the same patient ID Re-attending between 3 & 9 months - Children	1,000	1,510	66.2%	58.7%	58.6%	57.5%
% of FP17s for the same patient ID Re-attending between 3 & 9 months - Adults	2,047	3,339	61.3%	49.8%	51.5%	50.4%
% of FP17s for Band 1 Urgent Courses	257	4,428	5.8%	9.5%	8.0%	9.1%
% of FP17s Relating to Free Repair or Replacements	57	4,428	1.3%	0.9%	0.8%	0.8%
% of FP17s Relating to Continuations	57	4,428	1.3%	1.3%	1.2%	1.3%
% of Patients satisfied with the dentistry they have received	4	4	N/A	92.0%	92.8%	92.7%
% of Patients satisfied with the time they had to wait for an appointment	4	4	N/A	86.7%	89.2%	88.8%

* This is based on patients treated on this contract for their most recent course of treatment. Figures in italics indicate the base number of FP17s or Patient Questionnaire responses are less than 100. N/A is shown where the base number of responses is less than 10 during the period. % is calculated as Quantity/Base number*100

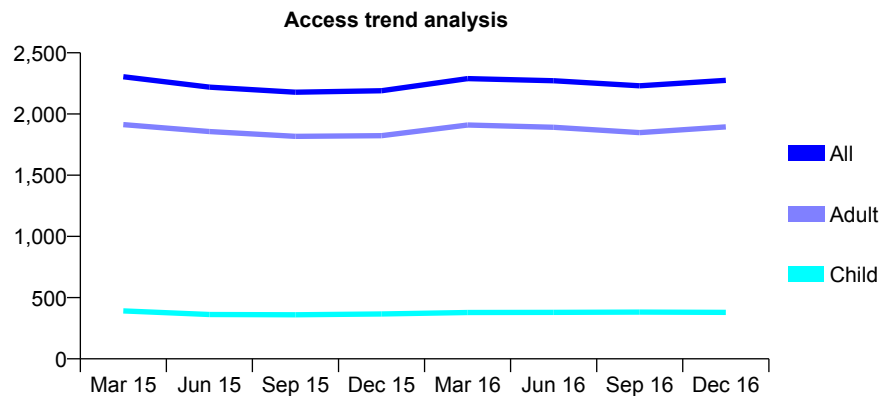
Q56 - Vital Signs At a Glance Contract Report for 145297/0001 - December 2016

Name or company name	Mr Hatem Shahin and Miss Gabriela Pirvu
Contract type name	GDS Contract
Purpose of contract	General
Contract start date	01/04/2012
Contract end date	

16/17 Contracted general activity (UDA)	6,737
Carry forward general activity (UDA)	-135
16/17 Contracted orthodontic activity (UOA)	0
Carry forward orthodontic activity (UOA)	0
Baseline contract value	£165,867.38

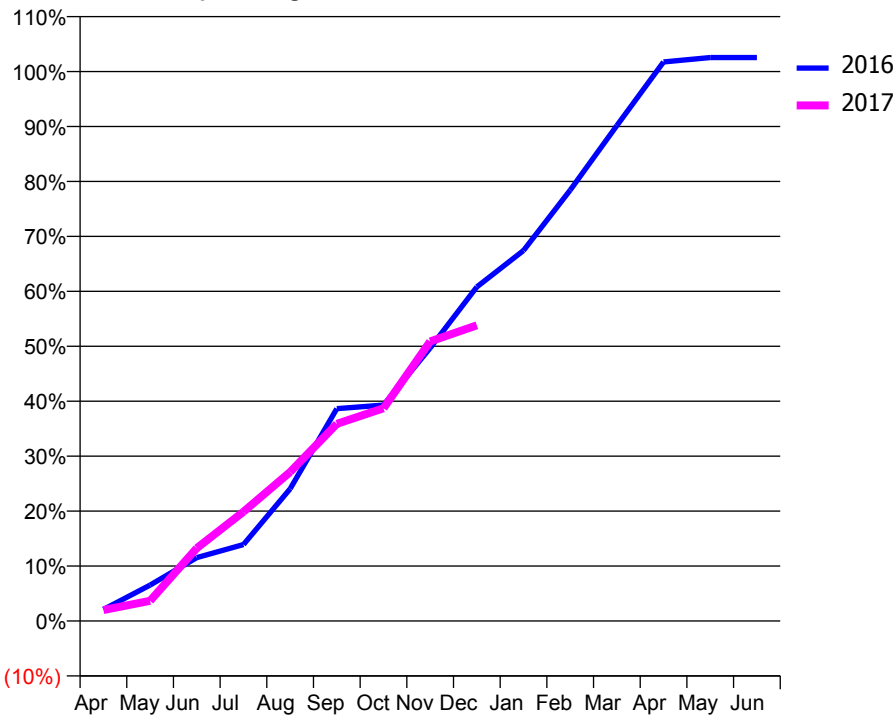
ACCESS*

Patients seen in 24 months	Total	Change since previous quarter
Quarter ending December 2015	2,190	
Quarter ending March 2016	2,289	↑
Quarter ending June 2016	2,272	→
Quarter ending September 2016	2,230	↓
Quarter ending December 2016	2,275	↑
Variance since December 2015	3.9%	↑



ACTIVITY

Cumulative percentage of contracted UDA delivered 2016 & 2017



Month	Adjusted Scheduled Activity (UDA)	
	2016	2017
April	142	135
May	441	247
June	778	894
July	938	1,340
August	1,621	1,827
September	2,603	2,417
October	2,648	2,609
November	3,348	3,427
December	4,096	3,625
January	4,542	
February	5,283	
March	6,075	
April	6,854	
May	6,908	
June	6,908	

QUALITY

	Quantity	Base Number	Contract	AT	Region	England
% of FP17s for the same patient ID Re-attending within 3 months - Children	25	401	6.2%	11.3%	12.1%	12.4%
% of FP17s for the same patient ID Re-attending within 3 months - Adults	152	1,420	10.7%	15.1%	15.9%	16.6%
% of FP17s for the same patient ID Re-attending between 3 & 9 months - Children	232	401	57.9%	58.7%	58.6%	57.5%
% of FP17s for the same patient ID Re-attending between 3 & 9 months - Adults	574	1,420	40.4%	49.8%	51.5%	50.4%
% of FP17s for Band 1 Urgent Courses	105	1,482	7.1%	9.5%	8.0%	9.1%
% of FP17s Relating to Free Repair or Replacements	25	1,482	1.7%	0.9%	0.8%	0.8%
% of FP17s Relating to Continuations	7	1,482	0.5%	1.3%	1.2%	1.3%
% of Patients satisfied with the dentistry they have received	7	8	N/A	92.0%	92.8%	92.7%
% of Patients satisfied with the time they had to wait for an appointment	5	8	N/A	86.7%	89.2%	88.8%

* This is based on patients treated on this contract for their most recent course of treatment. Figures in italics indicate the base number of FP17s or Patient Questionnaire responses are less than 100. N/A is shown where the base number of responses is less than 10 during the period. % is calculated as Quantity/Base number*100

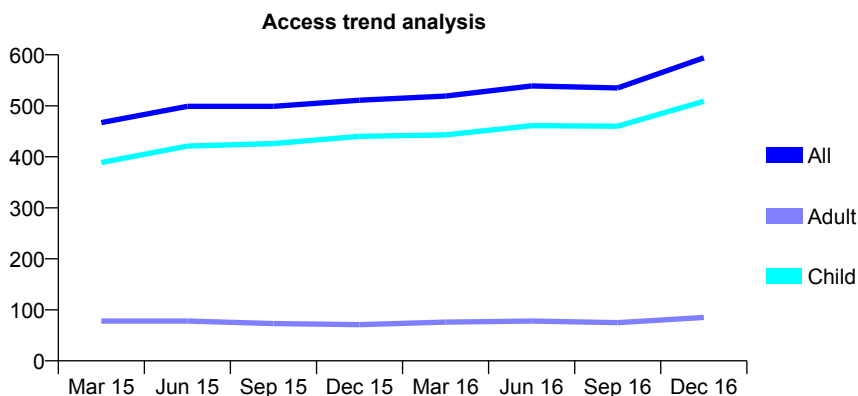
Q56 - Vital Signs At a Glance Contract Report for 145300/0002 - December 2016

Name or company name	The Hollies Dental Practice
Contract type name	GDS Contract
Purpose of contract	General
Contract start date	01/11/2007
Contract end date	

16/17 Contracted general activity (UDA)	1,067
Carry forward general activity (UDA)	9
16/17 Contracted orthodontic activity (UOA)	0
Carry forward orthodontic activity (UOA)	0
Baseline contract value	£48,493.18

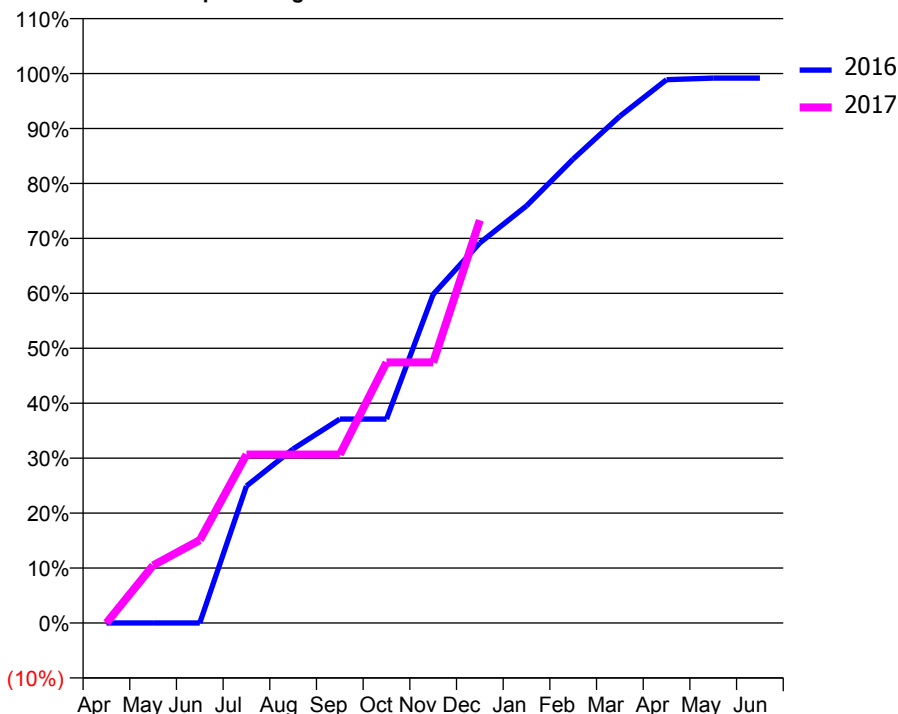
ACCESS*

Patients seen in 24 months	Total	Change since previous quarter
Quarter ending December 2015	511	
Quarter ending March 2016	519	→
Quarter ending June 2016	539	↑
Quarter ending September 2016	535	→
Quarter ending December 2016	594	↑
Variance since December 2015	16.2%	↑



ACTIVITY

Cumulative percentage of contracted UDA delivered 2016 & 2017



Month	Adjusted Scheduled Activity (UDA)	
	2016	2017
April	0	0
May	0	112
June	0	161
July	266	327
August	338	327
September	396	327
October	396	506
November	638	506
December	738	782
January	810	
February	901	
March	984	
April	1,055	
May	1,058	
June	1,058	

QUALITY

	Quantity	Base Number	Contract	AT	Region	England
% of FP17s for the same patient ID Re-attending within 3 months - Children	37	627	5.9%	11.3%	12.1%	12.4%
% of FP17s for the same patient ID Re-attending within 3 months - Adults	0	25	0.0%	15.1%	15.9%	16.6%
% of FP17s for the same patient ID Re-attending between 3 & 9 months - Children	417	627	66.5%	58.7%	58.6%	57.5%
% of FP17s for the same patient ID Re-attending between 3 & 9 months - Adults	18	25	72.0%	49.8%	51.5%	50.4%
% of FP17s for Band 1 Urgent Courses	1	597	0.2%	9.5%	8.0%	9.1%
% of FP17s Relating to Free Repair or Replacements	0	597	0.0%	0.9%	0.8%	0.8%
% of FP17s Relating to Continuations	0	597	0.0%	1.3%	1.2%	1.3%
% of Patients satisfied with the dentistry they have received	1	1	N/A	92.0%	92.8%	92.7%
% of Patients satisfied with the time they had to wait for an appointment	1	1	N/A	86.7%	89.2%	88.8%

* This is based on patients treated on this contract for their most recent course of treatment. Figures in italics indicate the base number of FP17s or Patient Questionnaire responses are less than 100. N/A is shown where the base number of responses is less than 10 during the period. % is calculated as Quantity/Base number*100

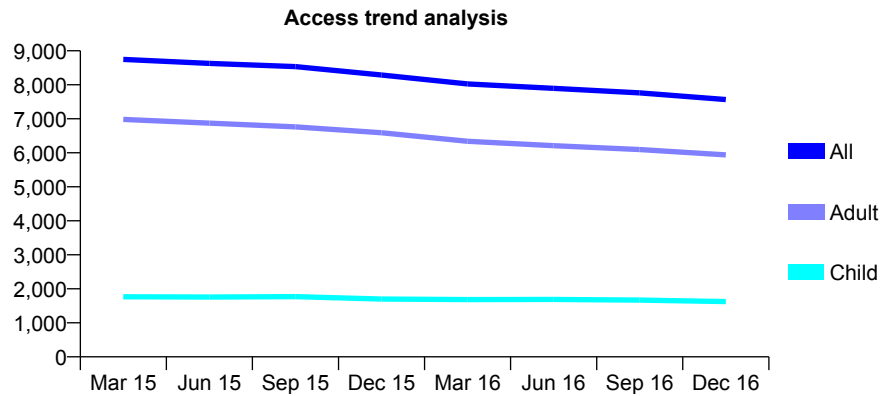
Q56 - Vital Signs At a Glance Contract Report for 145904/0001 - December 2016

Name or company name	1A Dental Practice Limited
Contract type name	GDS Contract
Purpose of contract	General
Contract start date	01/12/2010
Contract end date	

16/17 Contracted general activity (UDA)	20,907
Carry forward general activity (UDA)	0
16/17 Contracted orthodontic activity (UOA)	0
Carry forward orthodontic activity (UOA)	0
Baseline contract value	£507,936.91

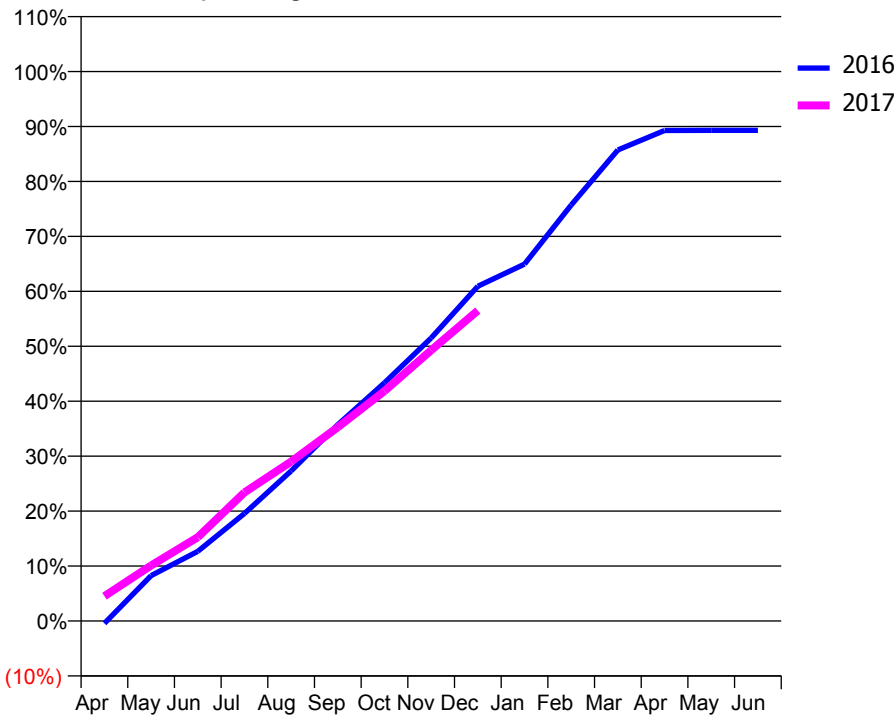
ACCESS*

Patients seen in 24 months	Total	Change since previous quarter
Quarter ending December 2015	8,289	
Quarter ending March 2016	8,024	↓
Quarter ending June 2016	7,898	↓
Quarter ending September 2016	7,764	↓
Quarter ending December 2016	7,565	↓
Variance since December 2015	(8.7%)	↓



ACTIVITY

Cumulative percentage of contracted UDA delivered 2016 & 2017



Month	Adjusted Scheduled Activity (UDA)	
	2016	2017
April	-96	945
May	1,728	2,112
June	2,652	3,189
July	4,090	4,893
August	5,711	6,066
September	7,469	7,374
October	9,063	8,750
November	10,766	10,304
December	12,737	11,815
January	13,577	
February	15,828	
March	17,923	
April	18,664	
May	18,669	
June	18,668	

QUALITY

	Quantity	Base Number	Contract	AT	Region	England
% of FP17s for the same patient ID Re-attending within 3 months - Children	51	1,766	2.9%	11.3%	12.1%	12.4%
% of FP17s for the same patient ID Re-attending within 3 months - Adults	379	5,179	7.3%	15.1%	15.9%	16.6%
% of FP17s for the same patient ID Re-attending between 3 & 9 months - Children	1,050	1,766	59.5%	58.7%	58.6%	57.5%
% of FP17s for the same patient ID Re-attending between 3 & 9 months - Adults	2,400	5,179	46.3%	49.8%	51.5%	50.4%
% of FP17s for Band 1 Urgent Courses	268	6,569	4.1%	9.5%	8.0%	9.1%
% of FP17s Relating to Free Repair or Replacements	16	6,569	0.2%	0.9%	0.8%	0.8%
% of FP17s Relating to Continuations	62	6,569	0.9%	1.3%	1.2%	1.3%
% of Patients satisfied with the dentistry they have received	8	8	N/A	92.0%	92.8%	92.7%
% of Patients satisfied with the time they had to wait for an appointment	5	8	N/A	86.7%	89.2%	88.8%

* This is based on patients treated on this contract for their most recent course of treatment. Figures in italics indicate the base number of FP17s or Patient Questionnaire responses are less than 100. N/A is shown where the base number of responses is less than 10 during the period. % is calculated as Quantity/Base number*100

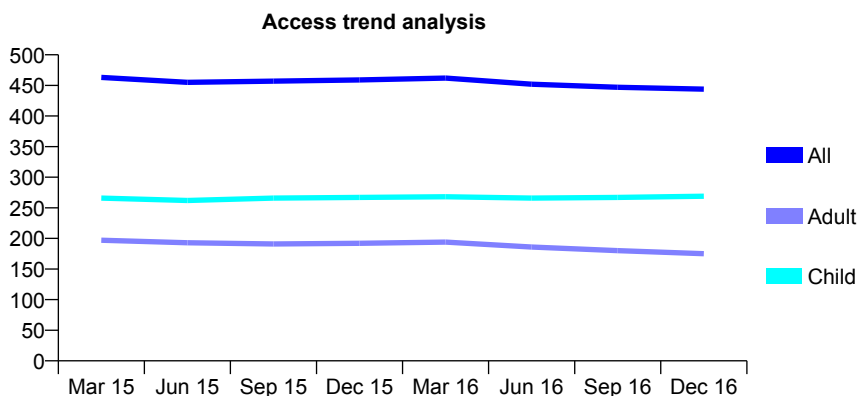
Q56 - Vital Signs At a Glance Contract Report for 147052/0001 - December 2016

Name or company name	Matley Dental Surgery
Contract type name	GDS Contract
Purpose of contract	General
Contract start date	01/04/2009
Contract end date	

16/17 Contracted general activity (UDA)	1,000
Carry forward general activity (UDA)	0
16/17 Contracted orthodontic activity (UOA)	0
Carry forward orthodontic activity (UOA)	0
Baseline contract value	£23,461.93

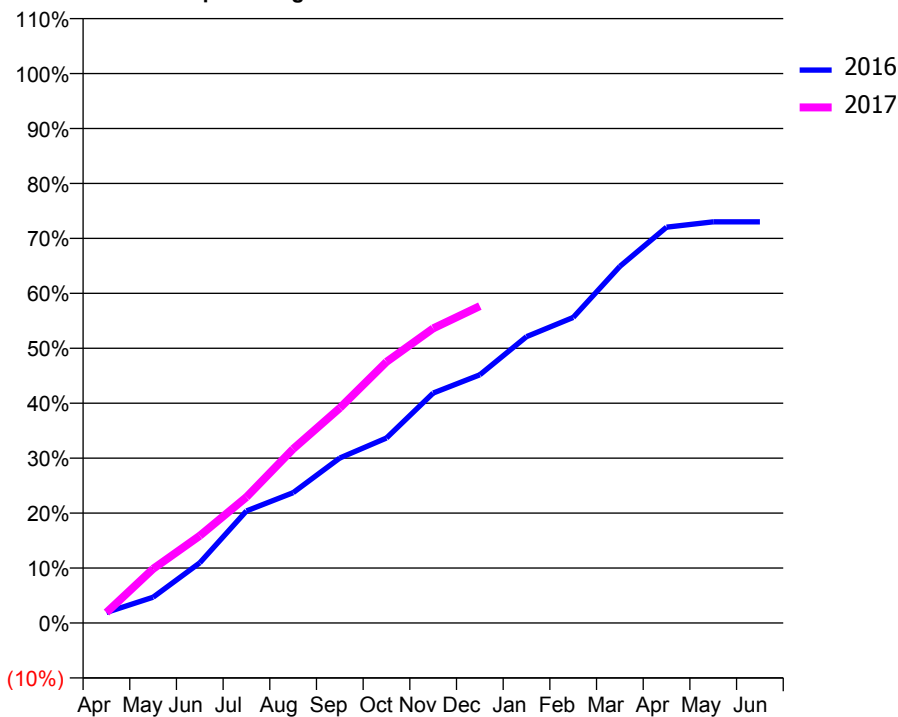
ACCESS*

Patients seen in 24 months	Total	Change since previous quarter
Quarter ending December 2015	459	
Quarter ending March 2016	462	→
Quarter ending June 2016	452	↓
Quarter ending September 2016	447	↓
Quarter ending December 2016	444	→
Variance since December 2015	(3.3%)	↓



ACTIVITY

Cumulative percentage of contracted UDA delivered 2016 & 2017



Month	Adjusted Scheduled Activity (UDA)	
	2016	2017
April	24	19
May	59	99
June	138	159
July	257	229
August	299	317
September	379	391
October	425	475
November	528	536
December	570	577
January	658	
February	702	
March	819	
April	909	
May	921	
June	921	

QUALITY

	Quantity	Base Number	Contract	AT	Region	England
% of FP17s for the same patient ID Re-attending within 3 months - Children	15	282	5.3%	11.3%	12.1%	12.4%
% of FP17s for the same patient ID Re-attending within 3 months - Adults	32	137	23.4%	15.1%	15.9%	16.6%
% of FP17s for the same patient ID Re-attending between 3 & 9 months - Children	142	282	50.4%	58.7%	58.6%	57.5%
% of FP17s for the same patient ID Re-attending between 3 & 9 months - Adults	67	137	48.9%	49.8%	51.5%	50.4%
% of FP17s for Band 1 Urgent Courses	24	369	6.5%	9.5%	8.0%	9.1%
% of FP17s Relating to Free Repair or Replacements	0	369	0.0%	0.9%	0.8%	0.8%
% of FP17s Relating to Continuations	8	369	2.2%	1.3%	1.2%	1.3%
% of Patients satisfied with the dentistry they have received	0	0	N/A	92.0%	92.8%	92.7%
% of Patients satisfied with the time they had to wait for an appointment	0	0	N/A	86.7%	89.2%	88.8%

* This is based on patients treated on this contract for their most recent course of treatment. Figures in italics indicate the base number of FP17s or Patient Questionnaire responses are less than 100. N/A is shown where the base number of responses is less than 10 during the period. % is calculated as Quantity/Base number*100

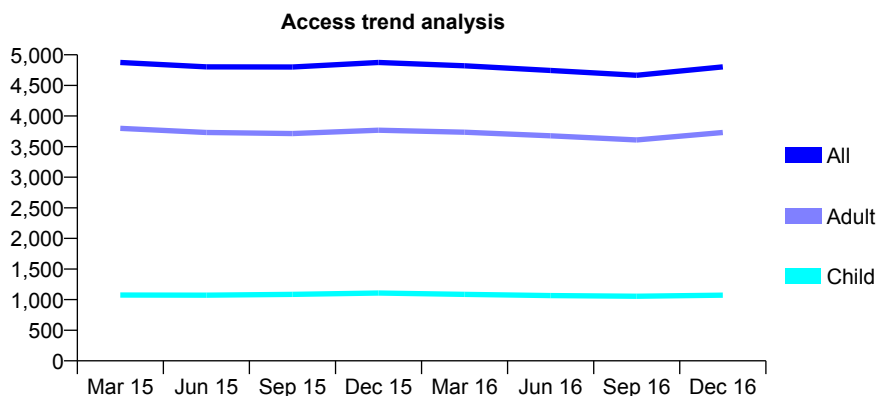
Q56 - Vital Signs At a Glance Contract Report for 148342/0002 - December 2016

Name or company name	Brundall Practice Limited
Contract type name	GDS Contract
Purpose of contract	General
Contract start date	01/10/2012
Contract end date	

16/17 Contracted general activity (UDA)	16,024
Carry forward general activity (UDA)	580
16/17 Contracted orthodontic activity (UOA)	0
Carry forward orthodontic activity (UOA)	0
Baseline contract value	£396,288.81

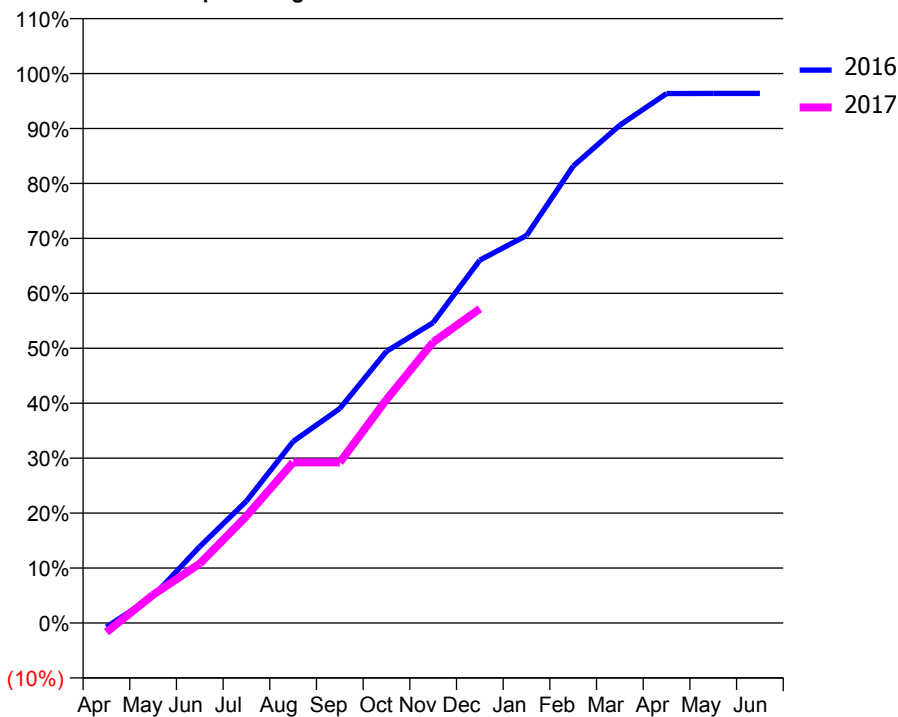
ACCESS*

Patients seen in 24 months	Total	Change since previous quarter
Quarter ending December 2015	4,875	
Quarter ending March 2016	4,820	↓
Quarter ending June 2016	4,743	↓
Quarter ending September 2016	4,665	↓
Quarter ending December 2016	4,802	↑
Variance since December 2015	(1.5%)	↓



ACTIVITY

Cumulative percentage of contracted UDA delivered 2016 & 2017



Month	Adjusted Scheduled Activity (UDA)	
	2016	2017
April	-122	-271
May	779	824
June	2,232	1,732
July	3,556	3,116
August	5,296	4,685
September	6,254	4,685
October	7,922	6,516
November	8,758	8,193
December	10,582	9,163
January	11,296	
February	13,325	
March	14,518	
April	15,441	
May	15,444	
June	15,444	

QUALITY

	Quantity	Base Number	Contract	AT	Region	England
% of FP17s for the same patient ID Re-attending within 3 months - Children	172	1,305	13.2%	11.3%	12.1%	12.4%
% of FP17s for the same patient ID Re-attending within 3 months - Adults	579	3,785	15.3%	15.1%	15.9%	16.6%
% of FP17s for the same patient ID Re-attending between 3 & 9 months - Children	789	1,305	60.5%	58.7%	58.6%	57.5%
% of FP17s for the same patient ID Re-attending between 3 & 9 months - Adults	2,045	3,785	54.0%	49.8%	51.5%	50.4%
% of FP17s for Band 1 Urgent Courses	259	4,666	5.6%	9.5%	8.0%	9.1%
% of FP17s Relating to Free Repair or Replacements	89	4,666	1.9%	0.9%	0.8%	0.8%
% of FP17s Relating to Continuations	175	4,666	3.8%	1.3%	1.2%	1.3%
% of Patients satisfied with the dentistry they have received	11	11	100.0%	92.0%	92.8%	92.7%
% of Patients satisfied with the time they had to wait for an appointment	10	11	90.9%	86.7%	89.2%	88.8%

* This is based on patients treated on this contract for their most recent course of treatment. Figures in italics indicate the base number of FP17s or Patient Questionnaire responses are less than 100. N/A is shown where the base number of responses is less than 10 during the period. % is calculated as Quantity/Base number*100

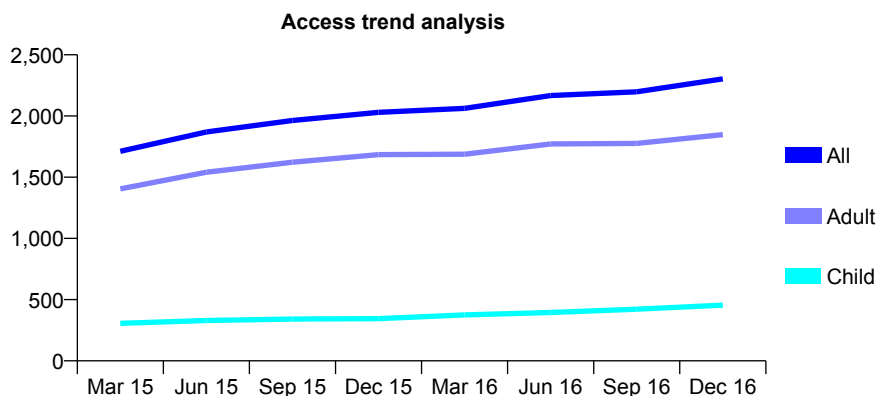
Q56 - Vital Signs At a Glance Contract Report for 148393/0001 - December 2016

Name or company name	Mr M. Eyrumlu and Mr Azad
Contract type name	GDS Contract
Purpose of contract	General
Contract start date	01/02/2014
Contract end date	

16/17 Contracted general activity (UDA)	9,000
Carry forward general activity (UDA)	0
16/17 Contracted orthodontic activity (UOA)	0
Carry forward orthodontic activity (UOA)	0
Baseline contract value	£263,363.46

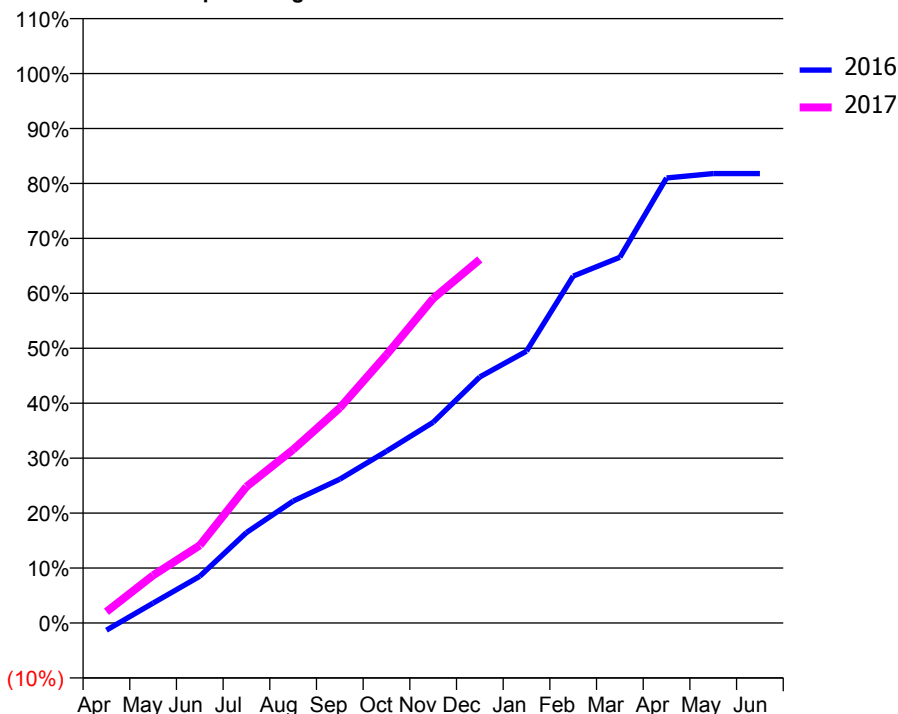
ACCESS*

Patients seen in 24 months	Total	Change since previous quarter
Quarter ending December 2015	2,030	
Quarter ending March 2016	2,063	→
Quarter ending June 2016	2,167	↑
Quarter ending September 2016	2,198	→
Quarter ending December 2016	2,303	↑
Variance since December 2015	13.4%	↑



ACTIVITY

Cumulative percentage of contracted UDA delivered 2016 & 2017



Month	Adjusted Scheduled Activity (UDA)	
	2016	2017
April	-118	185
May	326	781
June	766	1,273
July	1,482	2,233
August	1,997	2,840
September	2,355	3,523
October	2,814	4,393
November	3,288	5,315
December	4,030	5,954
January	4,452	
February	5,681	
March	5,991	
April	7,290	
May	7,362	
June	7,362	

QUALITY

	Quantity	Base Number	Contract	AT	Region	England
% of FP17s for the same patient ID Re-attending within 3 months - Children	49	538	9.1%	11.3%	12.1%	12.4%
% of FP17s for the same patient ID Re-attending within 3 months - Adults	475	2,081	22.8%	15.1%	15.9%	16.6%
% of FP17s for the same patient ID Re-attending between 3 & 9 months - Children	224	538	41.6%	58.7%	58.6%	57.5%
% of FP17s for the same patient ID Re-attending between 3 & 9 months - Adults	465	2,081	22.3%	49.8%	51.5%	50.4%
% of FP17s for Band 1 Urgent Courses	415	2,233	18.6%	9.5%	8.0%	9.1%
% of FP17s Relating to Free Repair or Replacements	76	2,233	3.4%	0.9%	0.8%	0.8%
% of FP17s Relating to Continuations	86	2,233	3.9%	1.3%	1.2%	1.3%
% of Patients satisfied with the dentistry they have received	5	5	N/A	92.0%	92.8%	92.7%
% of Patients satisfied with the time they had to wait for an appointment	5	5	N/A	86.7%	89.2%	88.8%

* This is based on patients treated on this contract for their most recent course of treatment. Figures in italics indicate the base number of FP17s or Patient Questionnaire responses are less than 100. N/A is shown where the base number of responses is less than 10 during the period. % is calculated as Quantity/Base number*100

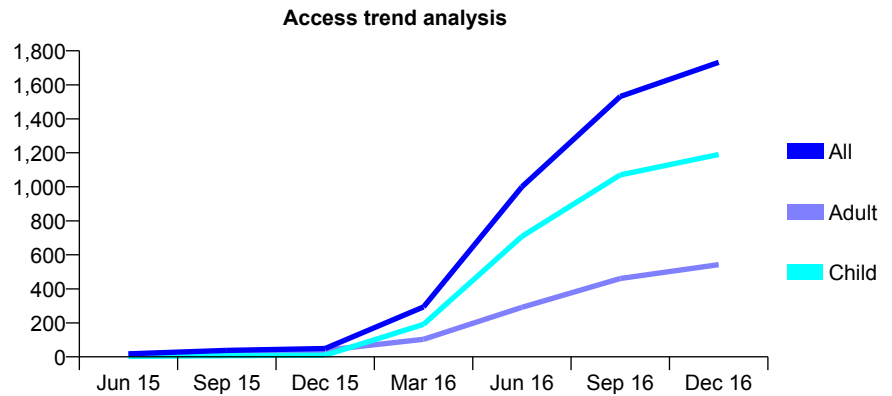
Q56 - Vital Signs At a Glance Contract Report for 149071/0001 - December 2016

Name or company name	P.V. Humber & C. Hancock
Contract type name	GDS Contract
Purpose of contract	General
Contract start date	01/04/2015
Contract end date	

16/17 Contracted general activity (UDA)	4,694
Carry forward general activity (UDA)	26
16/17 Contracted orthodontic activity (UOA)	0
Carry forward orthodontic activity (UOA)	0
Baseline contract value	£119,213.88

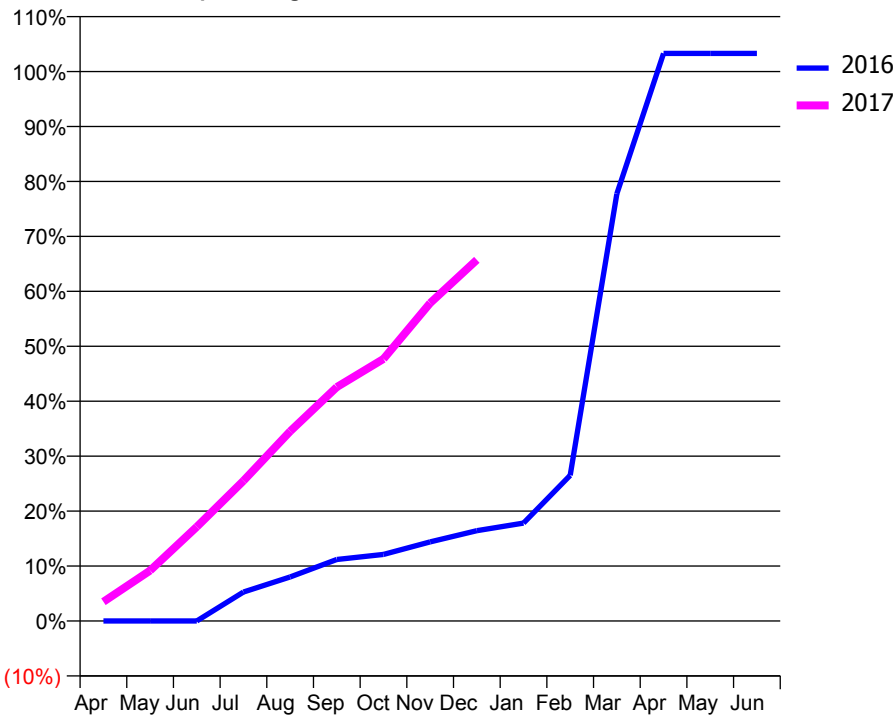
ACCESS*

Patients seen in 24 months	Total	Change since previous quarter
Quarter ending December 2015	49	
Quarter ending March 2016	294	↑
Quarter ending June 2016	1,000	↑
Quarter ending September 2016	1,531	↑
Quarter ending December 2016	1,732	↑
Variance since December 2015	3434.7%	↑



ACTIVITY

Cumulative percentage of contracted UDA delivered 2016 & 2017



Month	Adjusted Scheduled Activity (UDA)	
	2016	2017
April	0	165
May	0	431
June	0	805
July	23	1,198
August	35	1,620
September	49	1,999
October	53	2,238
November	63	2,716
December	72	3,085
January	78	
February	116	
March	341	
April	453	
May	453	
June	453	

QUALITY

	Quantity	Base Number	Contract	AT	Region	England
% of FP17s for the same patient ID Re-attending within 3 months - Children	70	1,573	4.5%	11.3%	12.1%	12.4%
% of FP17s for the same patient ID Re-attending within 3 months - Adults	72	667	10.8%	15.1%	15.9%	16.6%
% of FP17s for the same patient ID Re-attending between 3 & 9 months - Children	384	1,573	24.4%	58.7%	58.6%	57.5%
% of FP17s for the same patient ID Re-attending between 3 & 9 months - Adults	153	667	22.9%	49.8%	51.5%	50.4%
% of FP17s for Band 1 Urgent Courses	15	2,148	0.7%	9.5%	8.0%	9.1%
% of FP17s Relating to Free Repair or Replacements	0	2,148	0.0%	0.9%	0.8%	0.8%
% of FP17s Relating to Continuations	0	2,148	0.0%	1.3%	1.2%	1.3%
% of Patients satisfied with the dentistry they have received	2	2	N/A	92.0%	92.8%	92.7%
% of Patients satisfied with the time they had to wait for an appointment	2	2	N/A	86.7%	89.2%	88.8%

* This is based on patients treated on this contract for their most recent course of treatment. Figures in italics indicate the base number of FP17s or Patient Questionnaire responses are less than 100. N/A is shown where the base number of responses is less than 10 during the period. % is calculated as Quantity/Base number*100

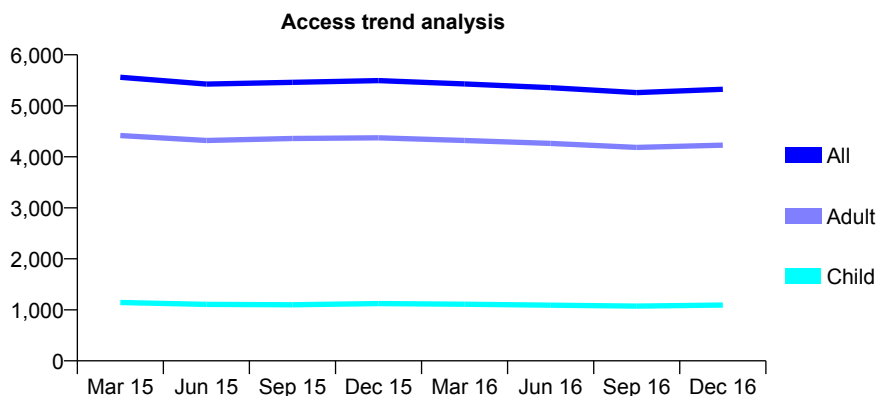
Q56 - Vital Signs At a Glance Contract Report for 149462/0001 - December 2016

Name or company name	A H Trueman Ltd
Contract type name	Pilot Contract
Purpose of contract	General
Contract start date	01/04/2008
Contract end date	

16/17 Contracted general activity (UDA)	16,655
Carry forward general activity (UDA)	0
16/17 Contracted orthodontic activity (UOA)	0
Carry forward orthodontic activity (UOA)	0
Baseline contract value	£413,951.29

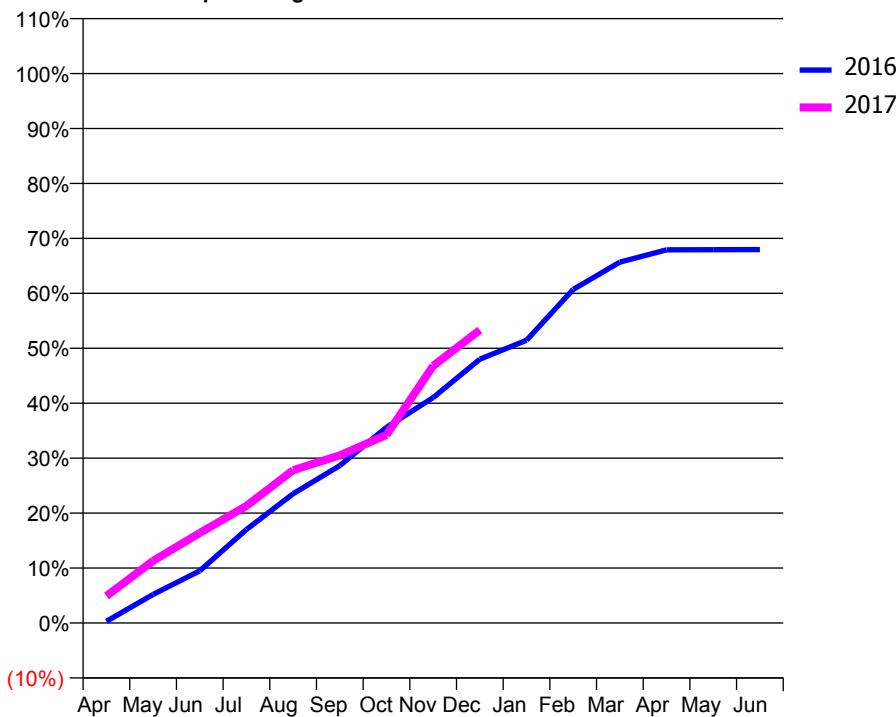
ACCESS*

Patients seen in 24 months	Total	Change since previous quarter
Quarter ending December 2015	5,495	
Quarter ending March 2016	5,430	↓
Quarter ending June 2016	5,356	↓
Quarter ending September 2016	5,259	↓
Quarter ending December 2016	5,323	→
Variance since December 2015	(3.1%)	↓



ACTIVITY

Cumulative percentage of contracted UDA delivered 2016 & 2017



Month	Adjusted Scheduled Activity (UDA)	
	2016	2017
April	52	820
May	867	1,886
June	1,584	2,729
July	2,835	3,550
August	3,919	4,632
September	4,773	5,084
October	5,932	5,701
November	6,833	7,795
December	7,997	8,880
January	8,570	
February	10,108	
March	10,937	
April	11,309	
May	11,314	
June	11,318	

QUALITY

	Quantity	Base Number	Contract	AT	Region	England
% of FP17s for the same patient ID Re-attending within 3 months - Children	57	1,199	4.8%	11.3%	12.1%	12.4%
% of FP17s for the same patient ID Re-attending within 3 months - Adults	542	4,288	12.6%	15.1%	15.9%	16.6%
% of FP17s for the same patient ID Re-attending between 3 & 9 months - Children	714	1,199	59.5%	58.7%	58.6%	57.5%
% of FP17s for the same patient ID Re-attending between 3 & 9 months - Adults	2,343	4,288	54.6%	49.8%	51.5%	50.4%
% of FP17s for Band 1 Urgent Courses	1	5,170	0.0%	9.5%	8.0%	9.1%
% of FP17s Relating to Free Repair or Replacements	16	5,170	0.3%	0.9%	0.8%	0.8%
% of FP17s Relating to Continuations	246	5,170	4.8%	1.3%	1.2%	1.3%
% of Patients satisfied with the dentistry they have received	5	7	N/A	92.0%	92.8%	92.7%
% of Patients satisfied with the time they had to wait for an appointment	3	7	N/A	86.7%	89.2%	88.8%

* This is based on patients treated on this contract for their most recent course of treatment. Figures in italics indicate the base number of FP17s or Patient Questionnaire responses are less than 100. N/A is shown where the base number of responses is less than 10 during the period. % is calculated as Quantity/Base number*100

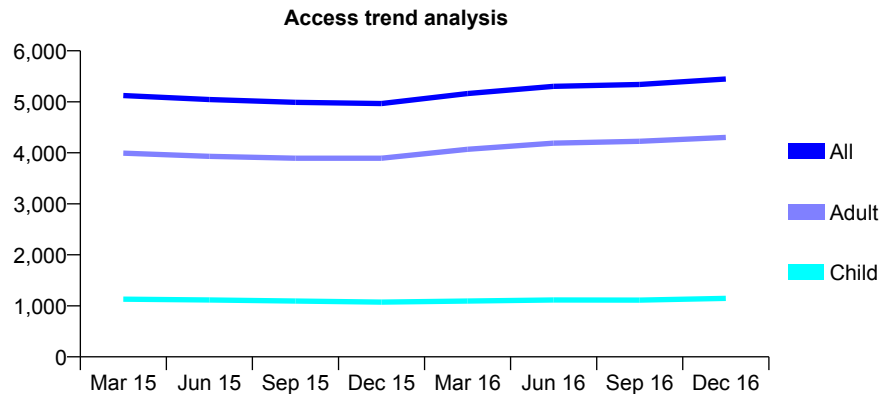
Q56 - Vital Signs At a Glance Contract Report for 151270/0001 - December 2016

Name or company name	Station View Dental Practice
Contract type name	GDS Contract
Purpose of contract	General
Contract start date	01/10/2010
Contract end date	

16/17 Contracted general activity (UDA)	14,315
Carry forward general activity (UDA)	-176
16/17 Contracted orthodontic activity (UOA)	0
Carry forward orthodontic activity (UOA)	0
Baseline contract value	£332,905.32

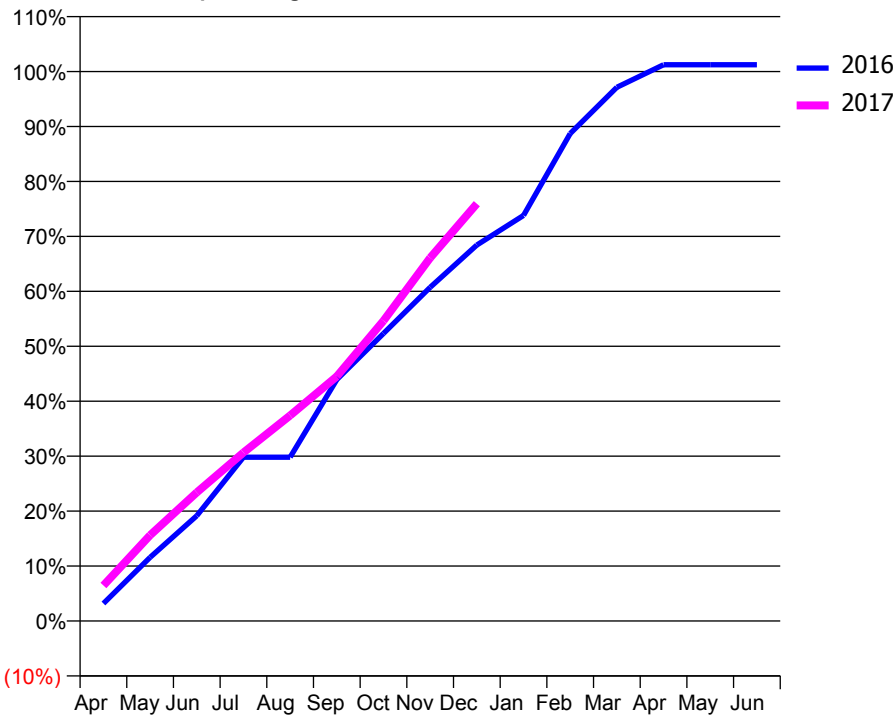
ACCESS*

Patients seen in 24 months	Total	Change since previous quarter
Quarter ending December 2015	4,967	
Quarter ending March 2016	5,162	↑
Quarter ending June 2016	5,304	↑
Quarter ending September 2016	5,339	→
Quarter ending December 2016	5,448	↑
Variance since December 2015	9.7%	↑



ACTIVITY

Cumulative percentage of contracted UDA delivered 2016 & 2017



Month	Adjusted Scheduled Activity (UDA)	
	2016	2017
April	458	925
May	1,658	2,237
June	2,743	3,351
July	4,269	4,388
August	4,269	5,356
September	6,288	6,373
October	7,490	7,822
November	8,692	9,460
December	9,793	10,873
January	10,567	
February	12,698	
March	13,904	
April	14,491	
May	14,491	
June	14,491	

QUALITY

	Quantity	Base Number	Contract	AT	Region	England
% of FP17s for the same patient ID Re-attending within 3 months - Children	55	1,115	4.9%	11.3%	12.1%	12.4%
% of FP17s for the same patient ID Re-attending within 3 months - Adults	606	4,682	12.9%	15.1%	15.9%	16.6%
% of FP17s for the same patient ID Re-attending between 3 & 9 months - Children	479	1,115	43.0%	58.7%	58.6%	57.5%
% of FP17s for the same patient ID Re-attending between 3 & 9 months - Adults	2,317	4,682	49.5%	49.8%	51.5%	50.4%
% of FP17s for Band 1 Urgent Courses	395	5,495	7.2%	9.5%	8.0%	9.1%
% of FP17s Relating to Free Repair or Replacements	56	5,495	1.0%	0.9%	0.8%	0.8%
% of FP17s Relating to Continuations	143	5,495	2.6%	1.3%	1.2%	1.3%
% of Patients satisfied with the dentistry they have received	7	7	N/A	92.0%	92.8%	92.7%
% of Patients satisfied with the time they had to wait for an appointment	6	7	N/A	86.7%	89.2%	88.8%

* This is based on patients treated on this contract for their most recent course of treatment. Figures in italics indicate the base number of FP17s or Patient Questionnaire responses are less than 100. N/A is shown where the base number of responses is less than 10 during the period. % is calculated as Quantity/Base number*100

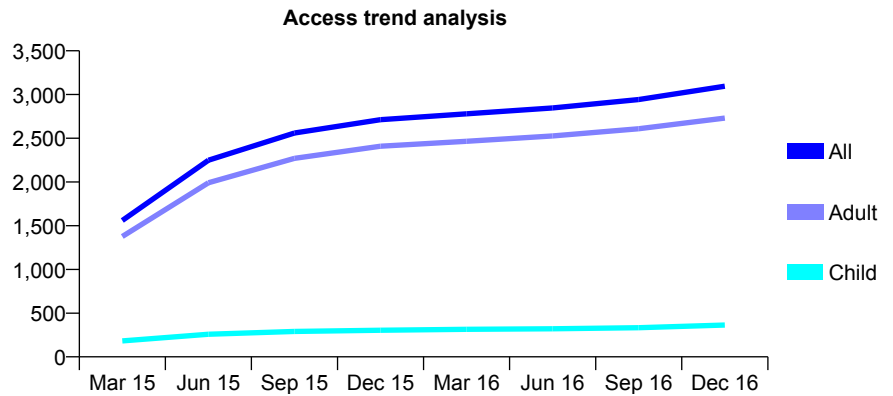
Q56 - Vital Signs At a Glance Contract Report for 153990/0001 - December 2016

Name or company name	Hunstanton Dental Practice
Contract type name	GDS Contract
Purpose of contract	General
Contract start date	31/10/2014
Contract end date	

16/17 Contracted general activity (UDA)	10,400
Carry forward general activity (UDA)	16
16/17 Contracted orthodontic activity (UOA)	0
Carry forward orthodontic activity (UOA)	0
Baseline contract value	£299,510.36

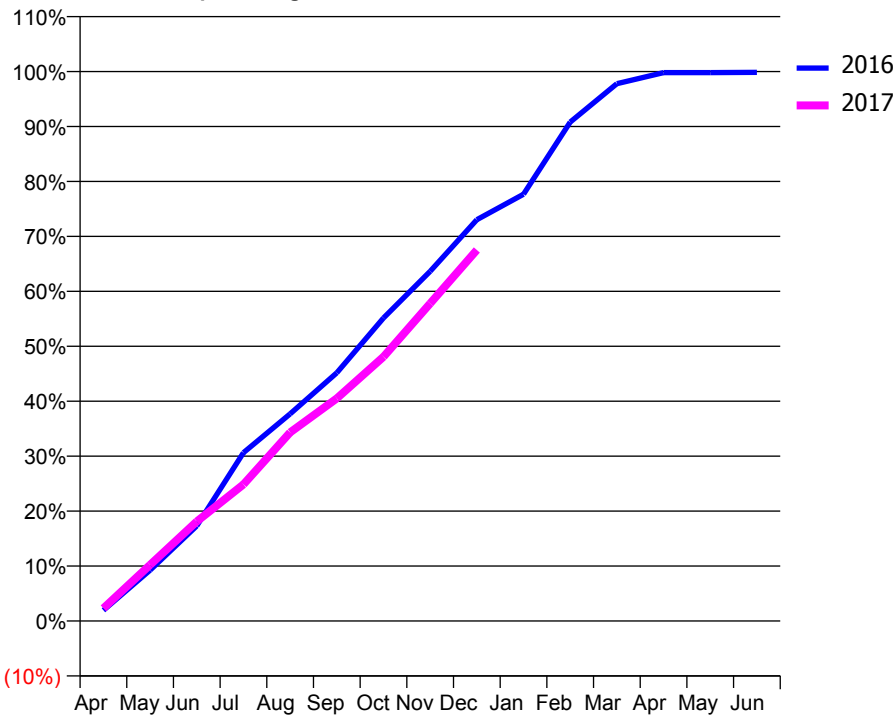
ACCESS*

Patients seen in 24 months	Total	Change since previous quarter
Quarter ending December 2015	2,713	
Quarter ending March 2016	2,780	↑
Quarter ending June 2016	2,847	↑
Quarter ending September 2016	2,942	↑
Quarter ending December 2016	3,095	↑
Variance since December 2015	14.1%	↑



ACTIVITY

Cumulative percentage of contracted UDA delivered 2016 & 2017



Month	Adjusted Scheduled Activity (UDA)	
	2016	2017
April	204	240
May	963	1,064
June	1,800	1,883
July	3,186	2,586
August	3,920	3,569
September	4,699	4,214
October	5,736	5,000
November	6,620	6,009
December	7,595	7,021
January	8,076	
February	9,442	
March	10,169	
April	10,379	
May	10,380	
June	10,384	

QUALITY

	Quantity	Base Number	Contract	AT	Region	England
% of FP17s for the same patient ID Re-attending within 3 months - Children	23	402	5.7%	11.3%	12.1%	12.4%
% of FP17s for the same patient ID Re-attending within 3 months - Adults	281	3,023	9.3%	15.1%	15.9%	16.6%
% of FP17s for the same patient ID Re-attending between 3 & 9 months - Children	251	402	62.4%	58.7%	58.6%	57.5%
% of FP17s for the same patient ID Re-attending between 3 & 9 months - Adults	1,889	3,023	62.5%	49.8%	51.5%	50.4%
% of FP17s for Band 1 Urgent Courses	112	3,303	3.4%	9.5%	8.0%	9.1%
% of FP17s Relating to Free Repair or Replacements	11	3,303	0.3%	0.9%	0.8%	0.8%
% of FP17s Relating to Continuations	17	3,303	0.5%	1.3%	1.2%	1.3%
% of Patients satisfied with the dentistry they have received	15	15	100.0%	92.0%	92.8%	92.7%
% of Patients satisfied with the time they had to wait for an appointment	15	15	100.0%	86.7%	89.2%	88.8%

* This is based on patients treated on this contract for their most recent course of treatment. Figures in italics indicate the base number of FP17s or Patient Questionnaire responses are less than 100. N/A is shown where the base number of responses is less than 10 during the period. % is calculated as Quantity/Base number*100

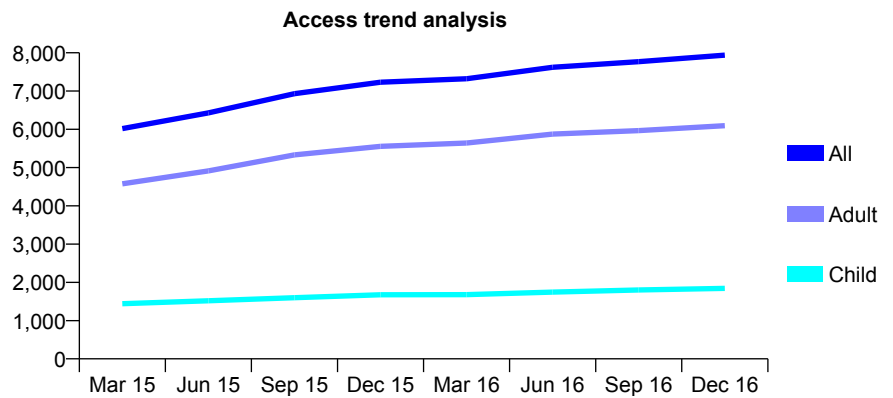
Q56 - Vital Signs At a Glance Contract Report for 154180/0001 - December 2016

Name or company name	Mr Abdel R Achour & Ms Stacey Gore
Contract type name	GDS Contract
Purpose of contract	General
Contract start date	01/03/2014
Contract end date	

16/17 Contracted general activity (UDA)	19,213
Carry forward general activity (UDA)	-384
16/17 Contracted orthodontic activity (UOA)	0
Carry forward orthodontic activity (UOA)	0
Baseline contract value	£465,241.86

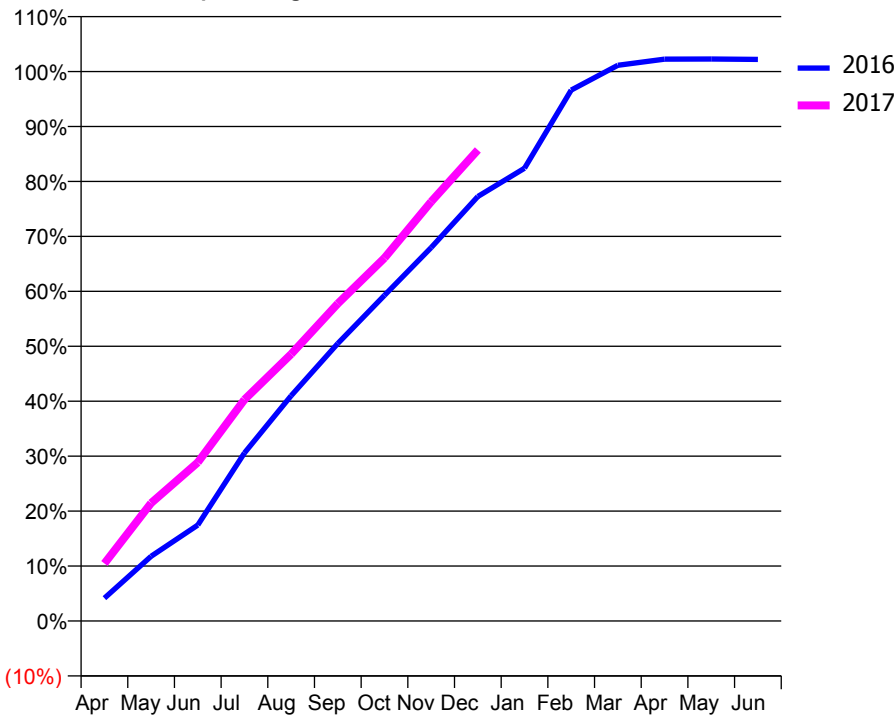
ACCESS*

Patients seen in 24 months	Total	Change since previous quarter
Quarter ending December 2015	7,231	
Quarter ending March 2016	7,321	→
Quarter ending June 2016	7,623	↑
Quarter ending September 2016	7,767	→
Quarter ending December 2016	7,939	↑
Variance since December 2015	9.8%	↑



ACTIVITY

Cumulative percentage of contracted UDA delivered 2016 & 2017



Month	Adjusted Scheduled Activity (UDA)	
	2016	2017
April	799	2,010
May	2,263	4,123
June	3,354	5,545
July	5,879	7,744
August	7,876	9,334
September	9,705	11,100
October	11,386	12,692
November	13,056	14,663
December	14,842	16,468
January	15,830	
February	18,562	
March	19,430	
April	19,644	
May	19,648	
June	19,637	

QUALITY

	Quantity	Base Number	Contract	AT	Region	England
% of FP17s for the same patient ID Re-attending within 3 months - Children	129	2,214	5.8%	11.3%	12.1%	12.4%
% of FP17s for the same patient ID Re-attending within 3 months - Adults	550	5,683	9.7%	15.1%	15.9%	16.6%
% of FP17s for the same patient ID Re-attending between 3 & 9 months - Children	1,479	2,214	66.8%	58.7%	58.6%	57.5%
% of FP17s for the same patient ID Re-attending between 3 & 9 months - Adults	2,228	5,683	39.2%	49.8%	51.5%	50.4%
% of FP17s for Band 1 Urgent Courses	438	7,702	5.7%	9.5%	8.0%	9.1%
% of FP17s Relating to Free Repair or Replacements	65	7,702	0.8%	0.9%	0.8%	0.8%
% of FP17s Relating to Continuations	44	7,702	0.6%	1.3%	1.2%	1.3%
% of Patients satisfied with the dentistry they have received	9	10	90.0%	92.0%	92.8%	92.7%
% of Patients satisfied with the time they had to wait for an appointment	9	10	90.0%	86.7%	89.2%	88.8%

* This is based on patients treated on this contract for their most recent course of treatment. Figures in italics indicate the base number of FP17s or Patient Questionnaire responses are less than 100. N/A is shown where the base number of responses is less than 10 during the period. % is calculated as Quantity/Base number*100

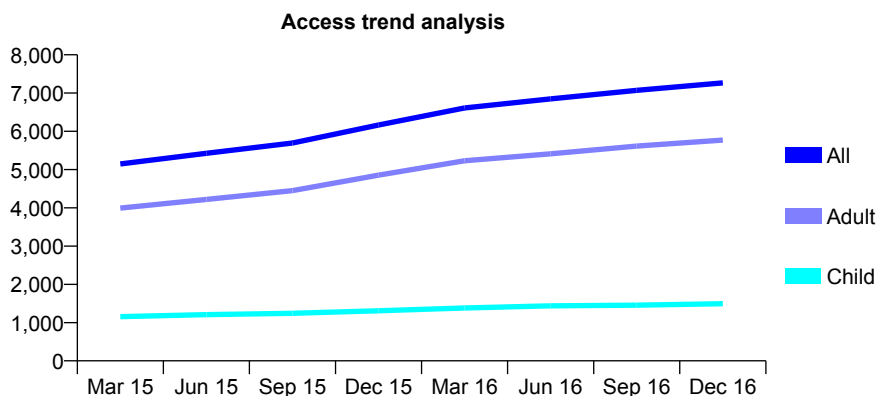
Q56 - Vital Signs At a Glance Contract Report for 155748/0001 - December 2016

Name or company name	S Williams, M Prasad & J Bedford
Contract type name	GDS Contract
Purpose of contract	General
Contract start date	01/04/2014
Contract end date	

16/17 Contracted general activity (UDA)	24,407
Carry forward general activity (UDA)	0
16/17 Contracted orthodontic activity (UOA)	0
Carry forward orthodontic activity (UOA)	0
Baseline contract value	£636,692.89

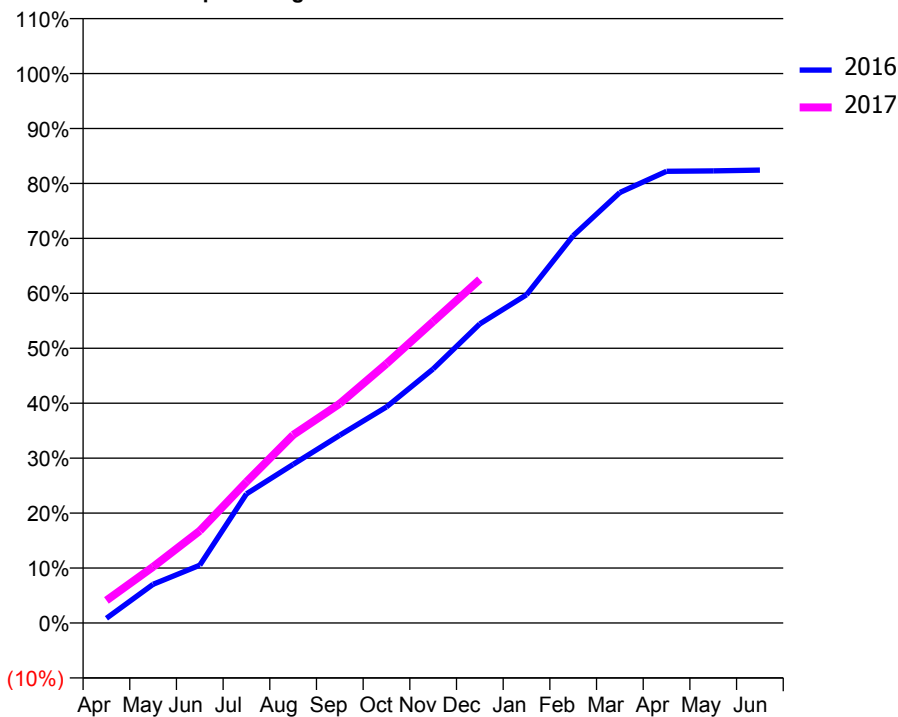
ACCESS*

Patients seen in 24 months	Total	Change since previous quarter
Quarter ending December 2015	6,163	
Quarter ending March 2016	6,611	↑
Quarter ending June 2016	6,849	↑
Quarter ending September 2016	7,071	↑
Quarter ending December 2016	7,265	↑
Variance since December 2015	17.9%	↑



ACTIVITY

Cumulative percentage of contracted UDA delivered 2016 & 2017



Month	Adjusted Scheduled Activity (UDA)	
	2016	2017
April	213	1,007
May	1,719	2,495
June	2,569	4,096
July	5,737	6,266
August	7,043	8,354
September	8,340	9,745
October	9,598	11,518
November	11,285	13,388
December	13,287	15,262
January	14,577	
February	17,203	
March	19,121	
April	20,065	
May	20,080	
June	20,115	

QUALITY

	Quantity	Base Number	Contract	AT	Region	England
% of FP17s for the same patient ID Re-attending within 3 months - Children	132	1,670	7.9%	11.3%	12.1%	12.4%
% of FP17s for the same patient ID Re-attending within 3 months - Adults	780	6,177	12.6%	15.1%	15.9%	16.6%
% of FP17s for the same patient ID Re-attending between 3 & 9 months - Children	1,029	1,670	61.6%	58.7%	58.6%	57.5%
% of FP17s for the same patient ID Re-attending between 3 & 9 months - Adults	3,385	6,177	54.8%	49.8%	51.5%	50.4%
% of FP17s for Band 1 Urgent Courses	592	7,368	8.0%	9.5%	8.0%	9.1%
% of FP17s Relating to Free Repair or Replacements	37	7,368	0.5%	0.9%	0.8%	0.8%
% of FP17s Relating to Continuations	104	7,368	1.4%	1.3%	1.2%	1.3%
% of Patients satisfied with the dentistry they have received	15	15	100.0%	92.0%	92.8%	92.7%
% of Patients satisfied with the time they had to wait for an appointment	15	15	100.0%	86.7%	89.2%	88.8%

* This is based on patients treated on this contract for their most recent course of treatment. Figures in italics indicate the base number of FP17s or Patient Questionnaire responses are less than 100. N/A is shown where the base number of responses is less than 10 during the period. % is calculated as Quantity/Base number*100

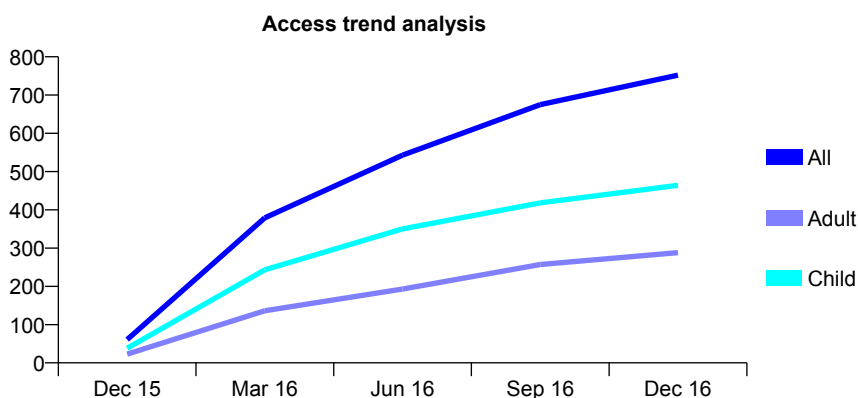
Q56 - Vital Signs At a Glance Contract Report for 157635/0001 - December 2016

Name or company name	Friars Street Dental Ltd
Contract type name	GDS Contract
Purpose of contract	General and Orthodontic
Contract start date	01/11/2015
Contract end date	

16/17 Contracted general activity (UDA)	2,500
Carry forward general activity (UDA)	0
16/17 Contracted orthodontic activity (UOA)	2,022
Carry forward orthodontic activity (UOA)	0
Baseline contract value	£184,009.30

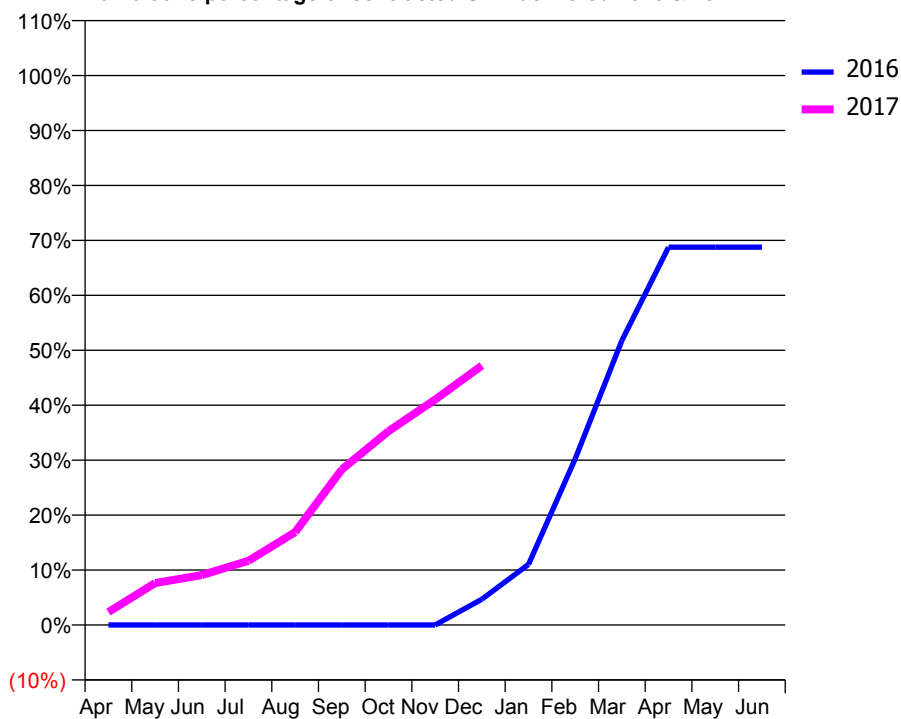
ACCESS*

Patients seen in 24 months	Total	Change since previous quarter
Quarter ending December 2015	61	
Quarter ending March 2016	379	↑
Quarter ending June 2016	543	↑
Quarter ending September 2016	675	↑
Quarter ending December 2016	752	↑
Variance since December 2015	1132.8%	↑



ACTIVITY

Cumulative percentage of contracted UDA delivered 2016 & 2017



Adjusted Scheduled Activity (UDA)

Month	2016	2017
April	0	59
May	0	191
June	0	227
July	0	292
August	0	423
September	0	708
October	0	882
November	0	1,026
December	49	1,180
January	115	
February	315	
March	539	
April	716	
May	716	
June	716	

QUALITY

	Quantity	Base Number	Contract	AT	Region	England
% of FP17s for the same patient ID Re-attending within 3 months - Children	38	704	5.4%	11.3%	12.1%	12.4%
% of FP17s for the same patient ID Re-attending within 3 months - Adults	28	301	9.3%	15.1%	15.9%	16.6%
% of FP17s for the same patient ID Re-attending between 3 & 9 months - Children	237	704	33.7%	58.7%	58.6%	57.5%
% of FP17s for the same patient ID Re-attending between 3 & 9 months - Adults	108	301	35.9%	49.8%	51.5%	50.4%
% of FP17s for Band 1 Urgent Courses	7	723	1.0%	9.5%	8.0%	9.1%
% of FP17s Relating to Free Repair or Replacements	0	723	0.0%	0.9%	0.8%	0.8%
% of FP17s Relating to Continuations	3	723	0.4%	1.3%	1.2%	1.3%
% of Patients satisfied with the dentistry they have received	2	2	N/A	92.0%	92.8%	92.7%
% of Patients satisfied with the time they had to wait for an appointment	2	2	N/A	86.7%	89.2%	88.8%

* This is based on patients treated on this contract for their most recent course of treatment. Figures in italics indicate the base number of FP17s or Patient Questionnaire responses are less than 100. N/A is shown where the base number of responses is less than 10 during the period. % is calculated as Quantity/Base number*100

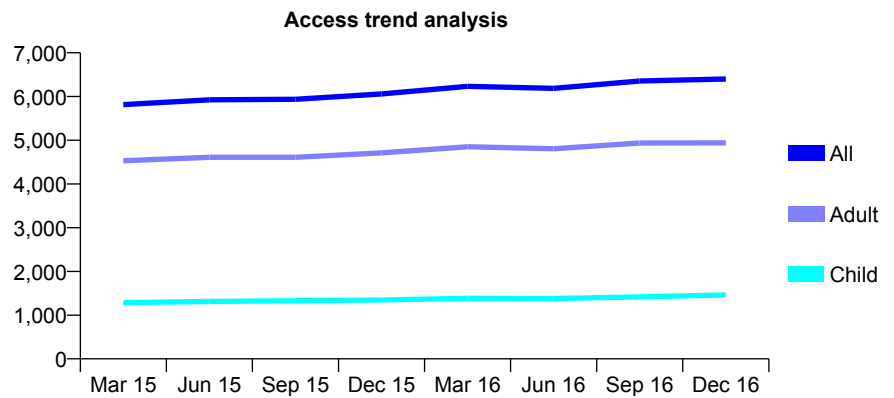
Q56 - Vital Signs At a Glance Contract Report for 158194/0023 - December 2016

Name or company name	Denticare Ltd
Contract type name	GDS Contract
Purpose of contract	General
Contract start date	01/06/2009
Contract end date	

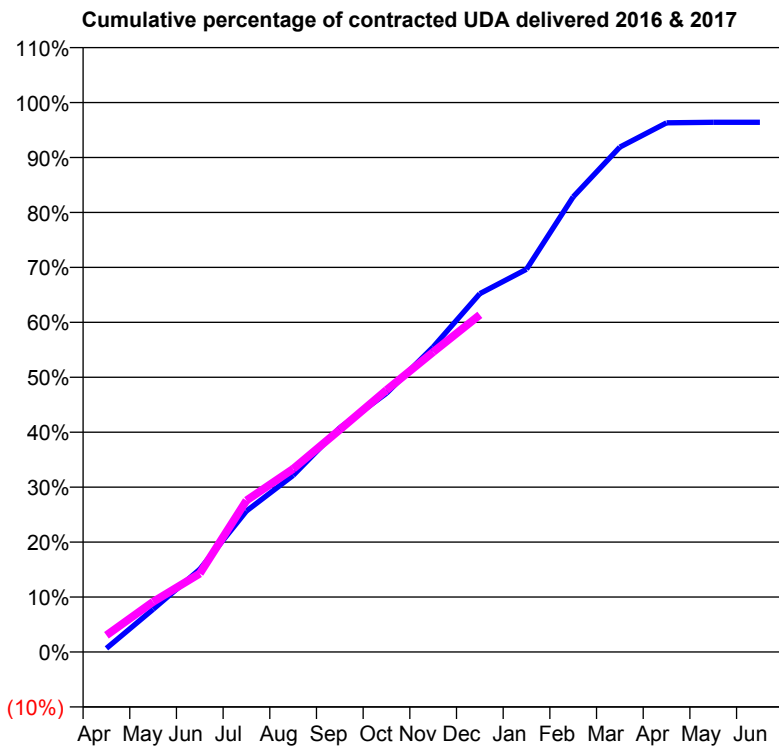
16/17 Contracted general activity (UDA)	14,965
Carry forward general activity (UDA)	0
16/17 Contracted orthodontic activity (UOA)	0
Carry forward orthodontic activity (UOA)	0
Baseline contract value	£354,224.95

ACCESS*

Patients seen in 24 months	Total	Change since previous quarter
Quarter ending December 2015	6,059	
Quarter ending March 2016	6,234	↑
Quarter ending June 2016	6,186	→
Quarter ending September 2016	6,356	↑
Quarter ending December 2016	6,402	→
Variance since December 2015	5.7%	↑



ACTIVITY



Month	Adjusted Scheduled Activity (UDA)	
	2016	2017
April	101	456
May	1,165	1,367
June	2,253	2,136
July	3,841	4,126
August	4,809	4,990
September	6,106	6,054
October	7,047	7,135
November	8,308	8,170
December	9,761	9,183
January	10,423	
February	12,397	
March	13,752	
April	14,413	
May	14,426	
June	14,427	

QUALITY

	Quantity	Base Number	Contract	AT	Region	England
% of FP17s for the same patient ID Re-attending within 3 months - Children	57	1,442	4.0%	11.3%	12.1%	12.4%
% of FP17s for the same patient ID Re-attending within 3 months - Adults	567	4,340	13.1%	15.1%	15.9%	16.6%
% of FP17s for the same patient ID Re-attending between 3 & 9 months - Children	785	1,442	54.4%	58.7%	58.6%	57.5%
% of FP17s for the same patient ID Re-attending between 3 & 9 months - Adults	1,967	4,340	45.3%	49.8%	51.5%	50.4%
% of FP17s for Band 1 Urgent Courses	692	5,386	12.8%	9.5%	8.0%	9.1%
% of FP17s Relating to Free Repair or Replacements	27	5,386	0.5%	0.9%	0.8%	0.8%
% of FP17s Relating to Continuations	44	5,386	0.8%	1.3%	1.2%	1.3%
% of Patients satisfied with the dentistry they have received	5	5	N/A	92.0%	92.8%	92.7%
% of Patients satisfied with the time they had to wait for an appointment	4	5	N/A	86.7%	89.2%	88.8%

* This is based on patients treated on this contract for their most recent course of treatment. Figures in italics indicate the base number of FP17s or Patient Questionnaire responses are less than 100. N/A is shown where the base number of responses is less than 10 during the period. % is calculated as Quantity/Base number*100

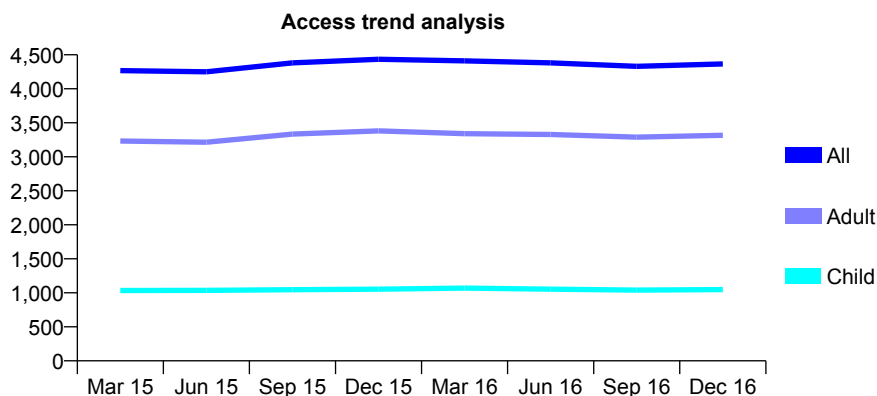
Q56 - Vital Signs At a Glance Contract Report for 158194/0025 - December 2016

Name or company name	Denticare Ltd
Contract type name	GDS Contract
Purpose of contract	General
Contract start date	12/04/2010
Contract end date	31/03/2018

16/17 Contracted general activity (UDA)	12,000
Carry forward general activity (UDA)	-76
16/17 Contracted orthodontic activity (UOA)	0
Carry forward orthodontic activity (UOA)	0
Baseline contract value	£291,224.40

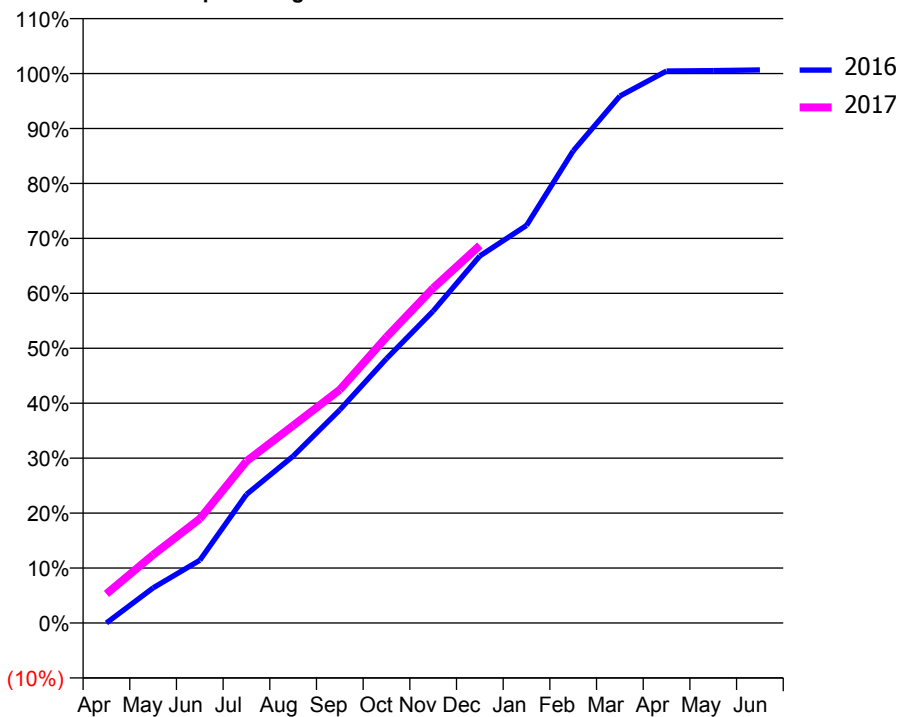
ACCESS*

Patients seen in 24 months	Total	Change since previous quarter
Quarter ending December 2015	4,434	
Quarter ending March 2016	4,410	→
Quarter ending June 2016	4,382	→
Quarter ending September 2016	4,331	↓
Quarter ending December 2016	4,365	→
Variance since December 2015	(1.6%)	↓



ACTIVITY

Cumulative percentage of contracted UDA delivered 2016 & 2017



Month	Adjusted Scheduled Activity (UDA)	
	2016	2017
April	0	637
May	768	1,489
June	1,371	2,275
July	2,808	3,533
August	3,644	4,312
September	4,656	5,094
October	5,772	6,246
November	6,812	7,312
December	8,015	8,246
January	8,683	
February	10,310	
March	11,507	
April	12,053	
May	12,063	
June	12,076	

QUALITY

	Quantity	Base Number	Contract	AT	Region	England
% of FP17s for the same patient ID Re-attending within 3 months - Children	55	958	5.7%	11.3%	12.1%	12.4%
% of FP17s for the same patient ID Re-attending within 3 months - Adults	397	3,076	12.9%	15.1%	15.9%	16.6%
% of FP17s for the same patient ID Re-attending between 3 & 9 months - Children	371	958	38.7%	58.7%	58.6%	57.5%
% of FP17s for the same patient ID Re-attending between 3 & 9 months - Adults	1,452	3,076	47.2%	49.8%	51.5%	50.4%
% of FP17s for Band 1 Urgent Courses	399	3,840	10.4%	9.5%	8.0%	9.1%
% of FP17s Relating to Free Repair or Replacements	9	3,840	0.2%	0.9%	0.8%	0.8%
% of FP17s Relating to Continuations	53	3,840	1.4%	1.3%	1.2%	1.3%
% of Patients satisfied with the dentistry they have received	7	7	N/A	92.0%	92.8%	92.7%
% of Patients satisfied with the time they had to wait for an appointment	7	7	N/A	86.7%	89.2%	88.8%

* This is based on patients treated on this contract for their most recent course of treatment. Figures in italics indicate the base number of FP17s or Patient Questionnaire responses are less than 100. N/A is shown where the base number of responses is less than 10 during the period. % is calculated as Quantity/Base number*100

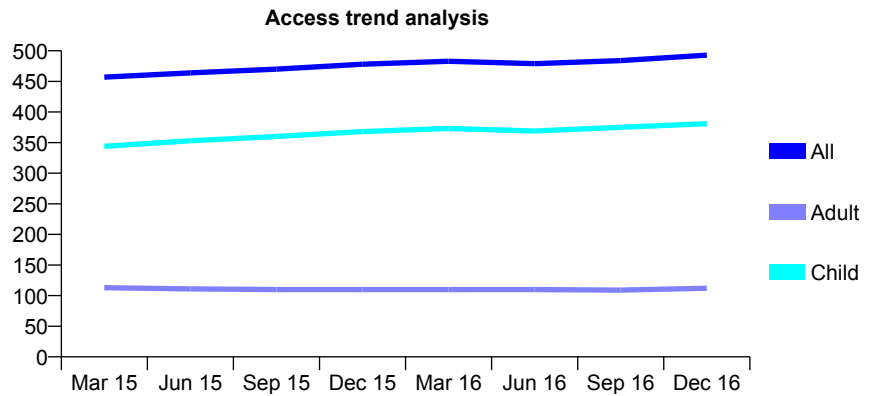
Q56 - Vital Signs At a Glance Contract Report for 158976/0001 - December 2016

Name or company name	Tuddenham Road Dental Surgery
Contract type name	PDS Contract
Purpose of contract	General
Contract start date	01/04/2012
Contract end date	31/03/2018

16/17 Contracted general activity (UDA)	1,331
Carry forward general activity (UDA)	0
16/17 Contracted orthodontic activity (UOA)	0
Carry forward orthodontic activity (UOA)	0
Baseline contract value	£29,397.00

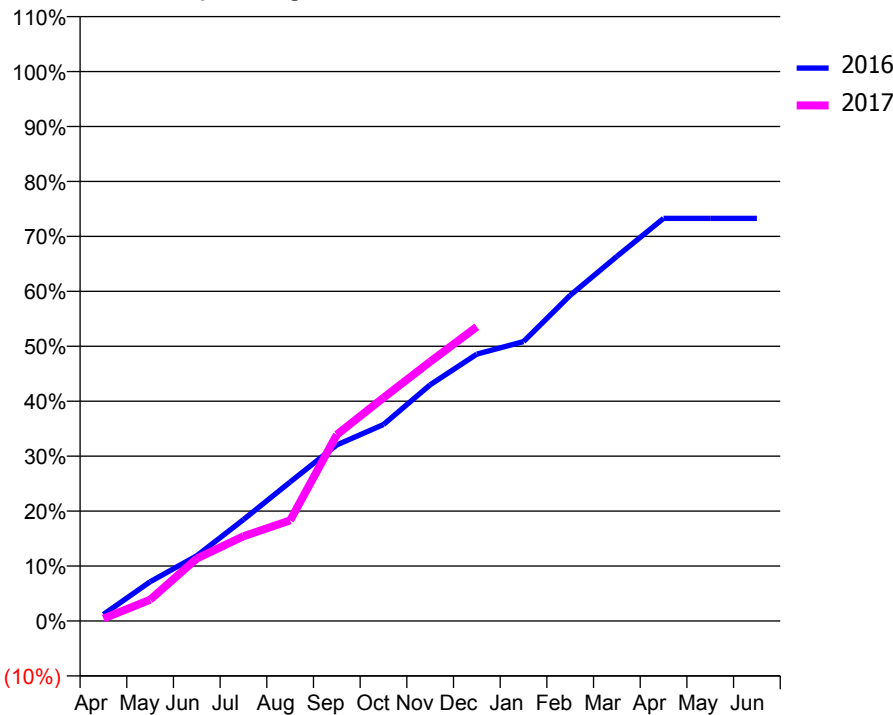
ACCESS*

Patients seen in 24 months	Total	Change since previous quarter
Quarter ending December 2015	478	
Quarter ending March 2016	483	→
Quarter ending June 2016	479	→
Quarter ending September 2016	484	→
Quarter ending December 2016	493	→
Variance since December 2015	3.1%	↑



ACTIVITY

Cumulative percentage of contracted UDA delivered 2016 & 2017



Month	Adjusted Scheduled Activity (UDA)	
	2016	2017
April	16	6
May	95	51
June	158	151
July	246	205
August	337	244
September	427	451
October	476	541
November	572	628
December	646	713
January	677	
February	789	
March	883	
April	975	
May	975	
June	975	

QUALITY

	Quantity	Base Number	Contract	AT	Region	England
% of FP17s for the same patient ID Re-attending within 3 months - Children	14	495	2.8%	11.3%	12.1%	12.4%
% of FP17s for the same patient ID Re-attending within 3 months - Adults	8	77	10.4%	15.1%	15.9%	16.6%
% of FP17s for the same patient ID Re-attending between 3 & 9 months - Children	331	495	66.9%	58.7%	58.6%	57.5%
% of FP17s for the same patient ID Re-attending between 3 & 9 months - Adults	44	77	57.1%	49.8%	51.5%	50.4%
% of FP17s for Band 1 Urgent Courses	13	507	2.6%	9.5%	8.0%	9.1%
% of FP17s Relating to Free Repair or Replacements	0	507	0.0%	0.9%	0.8%	0.8%
% of FP17s Relating to Continuations	2	507	0.4%	1.3%	1.2%	1.3%
% of Patients satisfied with the dentistry they have received	0	0	N/A	92.0%	92.8%	92.7%
% of Patients satisfied with the time they had to wait for an appointment	0	0	N/A	86.7%	89.2%	88.8%

* This is based on patients treated on this contract for their most recent course of treatment. Figures in italics indicate the base number of FP17s or Patient Questionnaire responses are less than 100. N/A is shown where the base number of responses is less than 10 during the period. % is calculated as Quantity/Base number*100

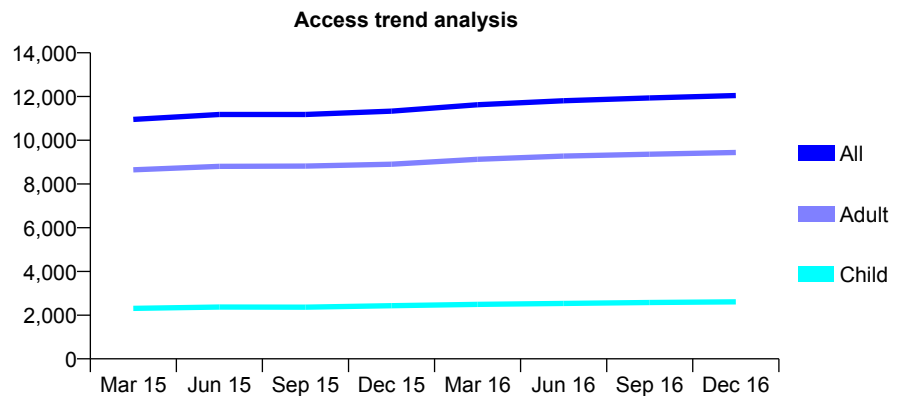
Q56 - Vital Signs At a Glance Contract Report for 159751/0001 - December 2016

Name or company name	Station Road Dental Practice
Contract type name	GDS Contract
Purpose of contract	General
Contract start date	01/07/2011
Contract end date	

16/17 Contracted general activity (UDA)	30,813
Carry forward general activity (UDA)	0
16/17 Contracted orthodontic activity (UOA)	0
Carry forward orthodontic activity (UOA)	0
Baseline contract value	£880,200.95

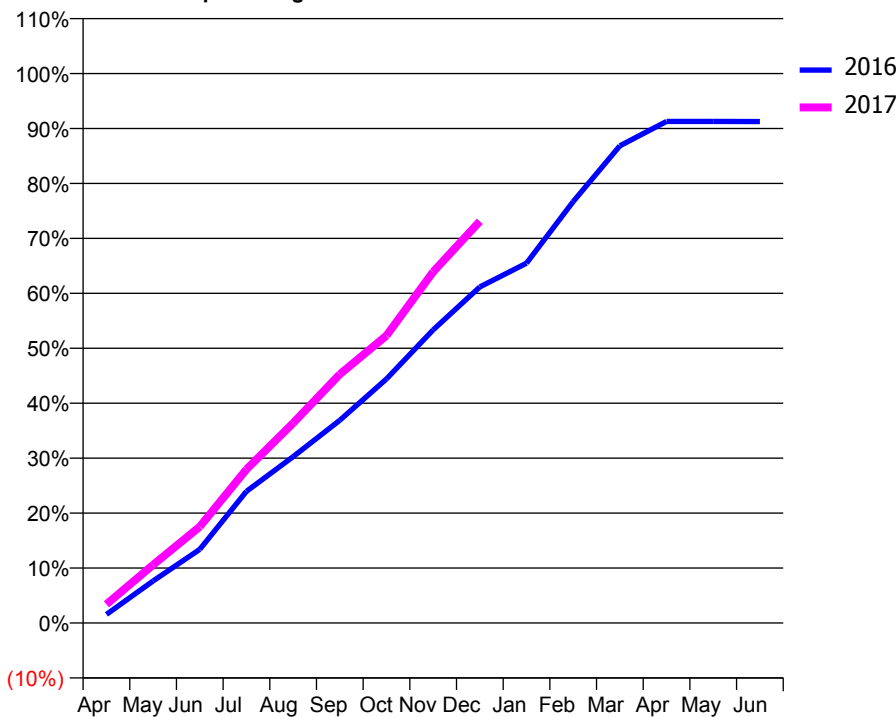
ACCESS*

Patients seen in 24 months	Total	Change since previous quarter
Quarter ending December 2015	11,332	
Quarter ending March 2016	11,623	↑
Quarter ending June 2016	11,808	→
Quarter ending September 2016	11,937	→
Quarter ending December 2016	12,046	→
Variance since December 2015	6.3%	↑



ACTIVITY

Cumulative percentage of contracted UDA delivered 2016 & 2017



Month	Adjusted Scheduled Activity (UDA)	
	2016	2017
April	482	1,054
May	2,357	3,261
June	4,134	5,404
July	7,382	8,614
August	9,330	11,210
September	11,370	13,947
October	13,685	16,114
November	16,438	19,690
December	18,848	22,524
January	20,175	
February	23,635	
March	26,755	
April	28,129	
May	28,126	
June	28,116	

QUALITY

	Quantity	Base Number	Contract	AT	Region	England
% of FP17s for the same patient ID Re-attending within 3 months - Children	198	3,010	6.6%	11.3%	12.1%	12.4%
% of FP17s for the same patient ID Re-attending within 3 months - Adults	972	9,098	10.7%	15.1%	15.9%	16.6%
% of FP17s for the same patient ID Re-attending between 3 & 9 months - Children	1,575	3,010	52.3%	58.7%	58.6%	57.5%
% of FP17s for the same patient ID Re-attending between 3 & 9 months - Adults	3,791	9,098	41.7%	49.8%	51.5%	50.4%
% of FP17s for Band 1 Urgent Courses	718	11,066	6.5%	9.5%	8.0%	9.1%
% of FP17s Relating to Free Repair or Replacements	82	11,066	0.7%	0.9%	0.8%	0.8%
% of FP17s Relating to Continuations	196	11,066	1.8%	1.3%	1.2%	1.3%
% of Patients satisfied with the dentistry they have received	18	19	94.7%	92.0%	92.8%	92.7%
% of Patients satisfied with the time they had to wait for an appointment	17	19	89.5%	86.7%	89.2%	88.8%

* This is based on patients treated on this contract for their most recent course of treatment. Figures in italics indicate the base number of FP17s or Patient Questionnaire responses are less than 100. N/A is shown where the base number of responses is less than 10 during the period. % is calculated as Quantity/Base number*100

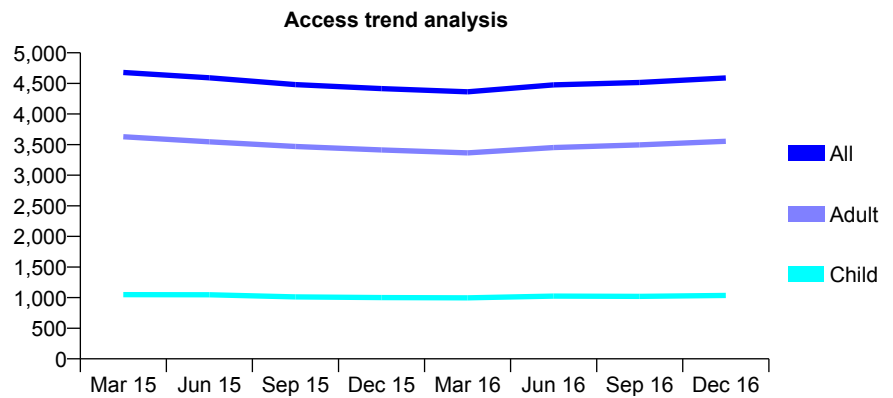
Q56 - Vital Signs At a Glance Contract Report for 159875/0001 - December 2016

Name or company name	Mazdak Eyrumlu and Honar Shakir
Contract type name	GDS Contract
Purpose of contract	General
Contract start date	01/07/2011
Contract end date	

16/17 Contracted general activity (UDA)	16,500
Carry forward general activity (UDA)	279
16/17 Contracted orthodontic activity (UOA)	0
Carry forward orthodontic activity (UOA)	0
Baseline contract value	£410,653.48

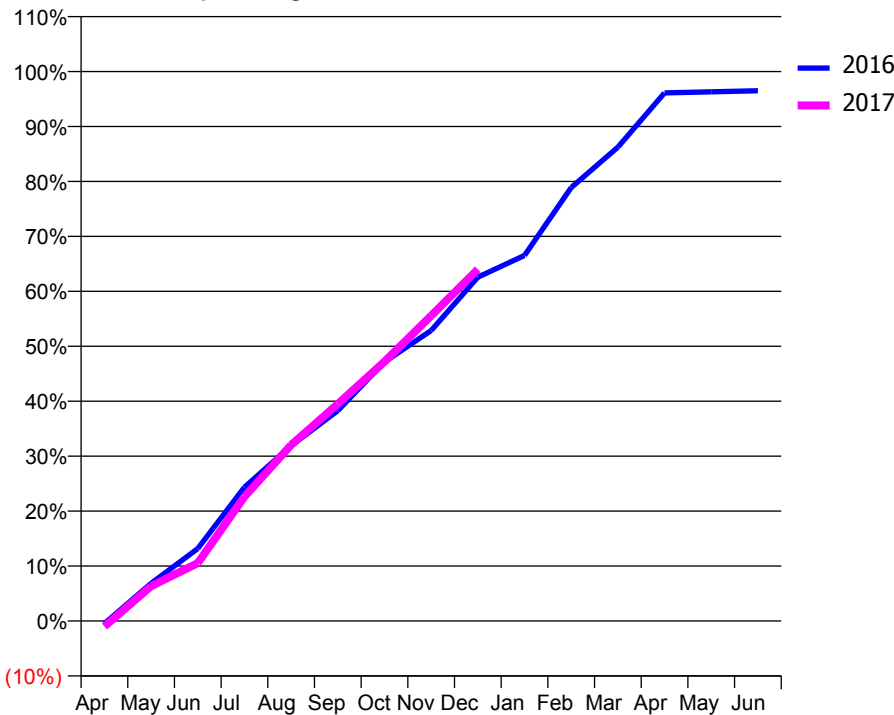
ACCESS*

Patients seen in 24 months	Total	Change since previous quarter
Quarter ending December 2015	4,414	
Quarter ending March 2016	4,362	↓
Quarter ending June 2016	4,476	↑
Quarter ending September 2016	4,516	→
Quarter ending December 2016	4,590	→
Variance since December 2015	4.0%	↑



ACTIVITY

Cumulative percentage of contracted UDA delivered 2016 & 2017



Month	Adjusted Scheduled Activity (UDA)	
	2016	2017
April	-79	-165
May	1,129	1,048
June	2,174	1,742
July	4,020	3,735
August	5,264	5,287
September	6,315	6,517
October	7,778	7,792
November	8,722	9,167
December	10,324	10,561
January	10,979	
February	13,016	
March	14,230	
April	15,860	
May	15,892	
June	15,920	

QUALITY

	Quantity	Base Number	Contract	AT	Region	England
% of FP17s for the same patient ID Re-attending within 3 months - Children	95	1,288	7.4%	11.3%	12.1%	12.4%
% of FP17s for the same patient ID Re-attending within 3 months - Adults	698	4,137	16.9%	15.1%	15.9%	16.6%
% of FP17s for the same patient ID Re-attending between 3 & 9 months - Children	831	1,288	64.5%	58.7%	58.6%	57.5%
% of FP17s for the same patient ID Re-attending between 3 & 9 months - Adults	2,001	4,137	48.4%	49.8%	51.5%	50.4%
% of FP17s for Band 1 Urgent Courses	327	4,616	7.1%	9.5%	8.0%	9.1%
% of FP17s Relating to Free Repair or Replacements	96	4,616	2.1%	0.9%	0.8%	0.8%
% of FP17s Relating to Continuations	170	4,616	3.7%	1.3%	1.2%	1.3%
% of Patients satisfied with the dentistry they have received	7	7	N/A	92.0%	92.8%	92.7%
% of Patients satisfied with the time they had to wait for an appointment	7	7	N/A	86.7%	89.2%	88.8%

* This is based on patients treated on this contract for their most recent course of treatment. Figures in italics indicate the base number of FP17s or Patient Questionnaire responses are less than 100. N/A is shown where the base number of responses is less than 10 during the period. % is calculated as Quantity/Base number*100

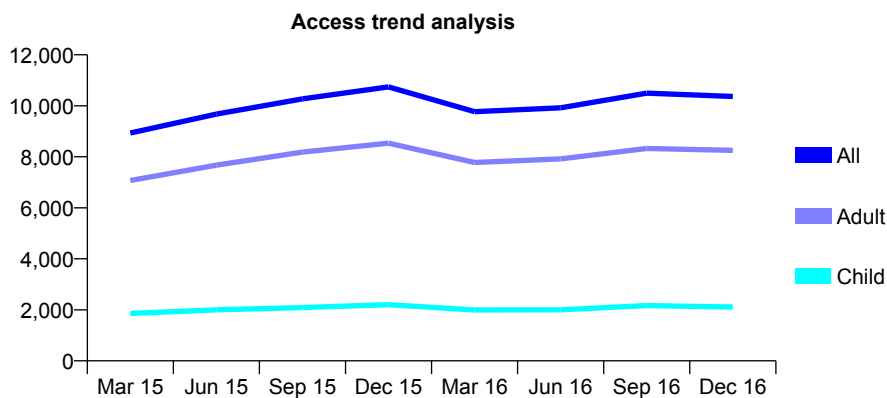
Q56 - Vital Signs At a Glance Contract Report for 162833/0001 - December 2016

Name or company name	Parish Vaid & Snehal Radia
Contract type name	GDS Contract
Purpose of contract	General
Contract start date	01/11/2013
Contract end date	

16/17 Contracted general activity (UDA)	31,173
Carry forward general activity (UDA)	-11
16/17 Contracted orthodontic activity (UOA)	0
Carry forward orthodontic activity (UOA)	0
Baseline contract value	£944,416.85

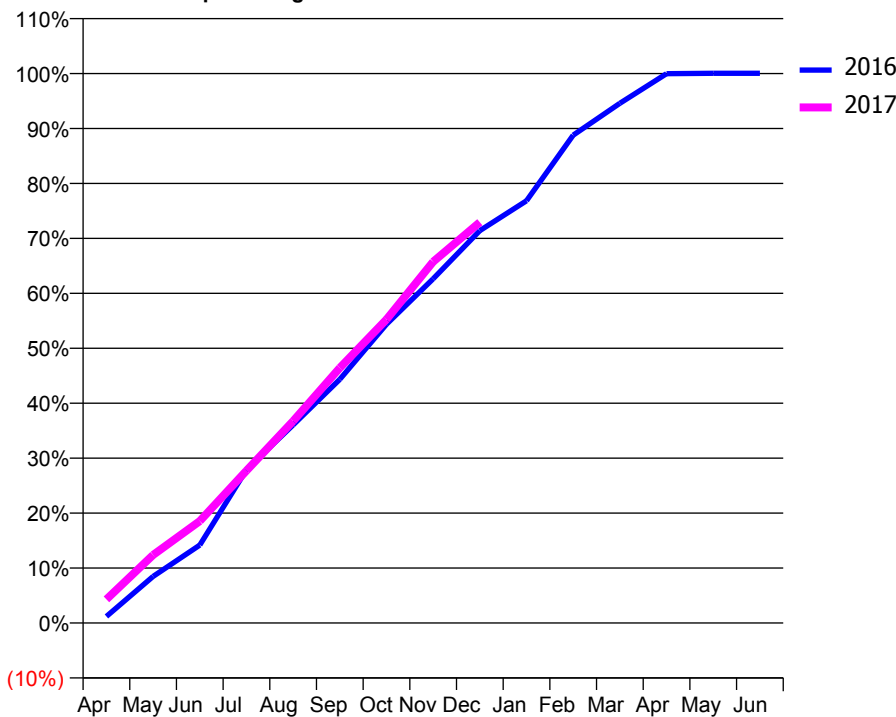
ACCESS*

Patients seen in 24 months	Total	Change since previous quarter
Quarter ending December 2015	10,740	
Quarter ending March 2016	9,769	↓
Quarter ending June 2016	9,921	→
Quarter ending September 2016	10,495	↑
Quarter ending December 2016	10,366	↓
Variance since December 2015	(3.5%)	↓



ACTIVITY

Cumulative percentage of contracted UDA delivered 2016 & 2017



Month	Adjusted Scheduled Activity (UDA)	
	2016	2017
April	372	1,346
May	2,645	3,864
June	4,425	5,786
July	8,698	8,641
August	11,241	11,453
September	13,827	14,477
October	16,949	17,218
November	19,527	20,500
December	22,262	22,739
January	23,955	
February	27,674	
March	29,480	
April	31,159	
May	31,183	
June	31,184	

QUALITY

	Quantity	Base Number	Contract	AT	Region	England
% of FP17s for the same patient ID Re-attending within 3 months - Children	241	2,674	9.0%	11.3%	12.1%	12.4%
% of FP17s for the same patient ID Re-attending within 3 months - Adults	1,470	9,763	15.1%	15.1%	15.9%	16.6%
% of FP17s for the same patient ID Re-attending between 3 & 9 months - Children	1,396	2,674	52.2%	58.7%	58.6%	57.5%
% of FP17s for the same patient ID Re-attending between 3 & 9 months - Adults	4,508	9,763	46.2%	49.8%	51.5%	50.4%
% of FP17s for Band 1 Urgent Courses	2,260	11,690	19.3%	9.5%	8.0%	9.1%
% of FP17s Relating to Free Repair or Replacements	92	11,690	0.8%	0.9%	0.8%	0.8%
% of FP17s Relating to Continuations	110	11,690	0.9%	1.3%	1.2%	1.3%
% of Patients satisfied with the dentistry they have received	25	28	89.3%	92.0%	92.8%	92.7%
% of Patients satisfied with the time they had to wait for an appointment	24	28	85.7%	86.7%	89.2%	88.8%

* This is based on patients treated on this contract for their most recent course of treatment. Figures in italics indicate the base number of FP17s or Patient Questionnaire responses are less than 100. N/A is shown where the base number of responses is less than 10 during the period. % is calculated as Quantity/Base number*100

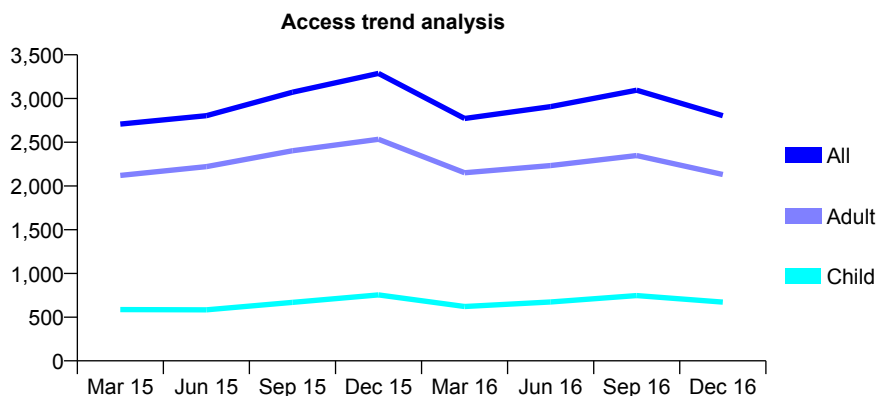
Q56 - Vital Signs At a Glance Contract Report for 162833/0002 - December 2016

Name or company name	Parish Vaid & Snehal Radia
Contract type name	PDS Plus Contract
Purpose of contract	General
Contract start date	15/11/2013
Contract end date	31/03/2018

16/17 Contracted general activity (UDA)	8,000
Carry forward general activity (UDA)	-1
16/17 Contracted orthodontic activity (UOA)	0
Carry forward orthodontic activity (UOA)	0
Baseline contract value	£158,330.29

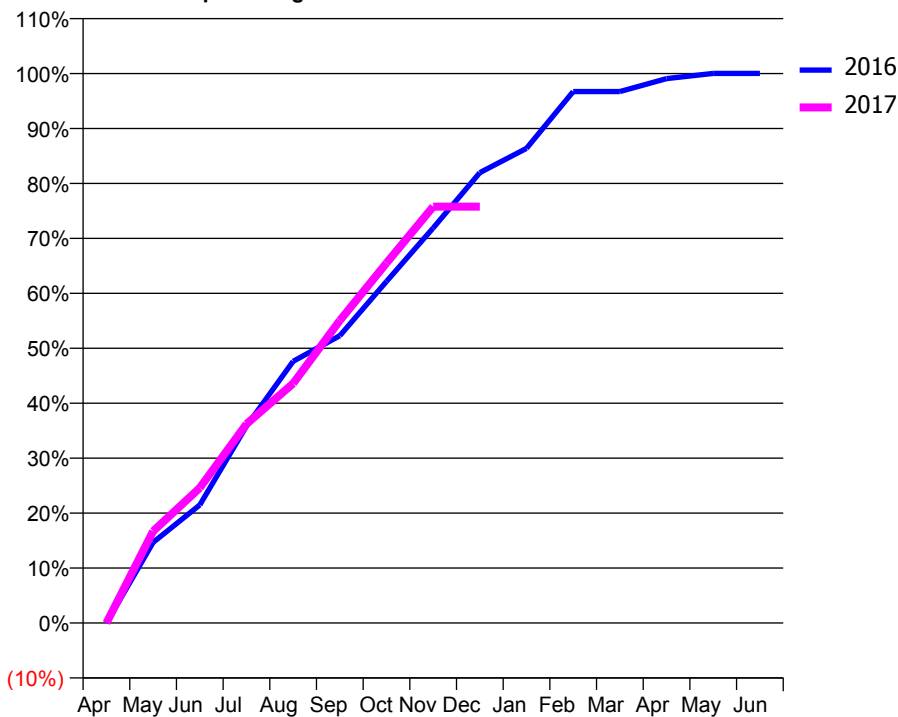
ACCESS*

Patients seen in 24 months	Total	Change since previous quarter
Quarter ending December 2015	3,288	
Quarter ending March 2016	2,772	↓
Quarter ending June 2016	2,907	↑
Quarter ending September 2016	3,095	↑
Quarter ending December 2016	2,804	↓
Variance since December 2015	(14.7%)	↓



ACTIVITY

Cumulative percentage of contracted UDA delivered 2016 & 2017



Month	Adjusted Scheduled Activity (UDA)	
	2016	2017
April	0	1
May	1,174	1,336
June	1,719	1,967
July	2,866	2,897
August	3,811	3,488
September	4,183	4,404
October	4,972	5,240
November	5,750	6,061
December	6,557	6,061
January	6,910	
February	7,736	
March	7,736	
April	7,926	
May	8,001	
June	8,001	

QUALITY

	Quantity	Base Number	Contract	AT	Region	England
% of FP17s for the same patient ID Re-attending within 3 months - Children	82	1,019	8.0%	11.3%	12.1%	12.4%
% of FP17s for the same patient ID Re-attending within 3 months - Adults	354	2,884	12.3%	15.1%	15.9%	16.6%
% of FP17s for the same patient ID Re-attending between 3 & 9 months - Children	579	1,019	56.8%	58.7%	58.6%	57.5%
% of FP17s for the same patient ID Re-attending between 3 & 9 months - Adults	1,392	2,884	48.3%	49.8%	51.5%	50.4%
% of FP17s for Band 1 Urgent Courses	325	3,755	8.7%	9.5%	8.0%	9.1%
% of FP17s Relating to Free Repair or Replacements	33	3,755	0.9%	0.9%	0.8%	0.8%
% of FP17s Relating to Continuations	46	3,755	1.2%	1.3%	1.2%	1.3%
% of Patients satisfied with the dentistry they have received	8	8	N/A	92.0%	92.8%	92.7%
% of Patients satisfied with the time they had to wait for an appointment	7	8	N/A	86.7%	89.2%	88.8%

* This is based on patients treated on this contract for their most recent course of treatment. Figures in italics indicate the base number of FP17s or Patient Questionnaire responses are less than 100. N/A is shown where the base number of responses is less than 10 during the period. % is calculated as Quantity/Base number*100

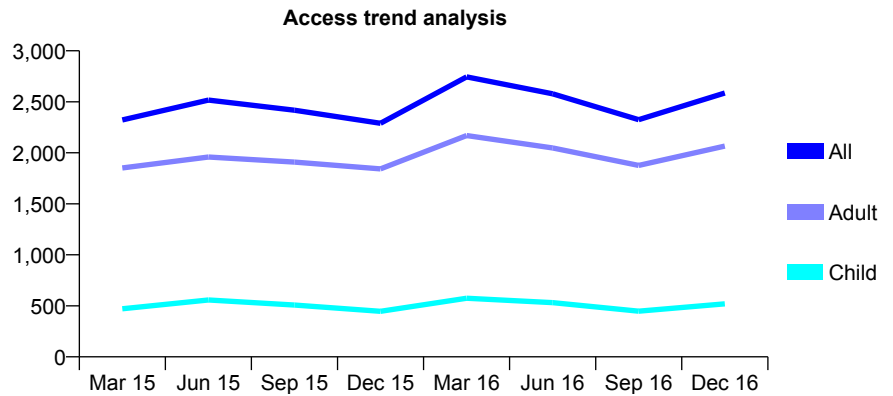
Q56 - Vital Signs At a Glance Contract Report for 162833/0003 - December 2016

Name or company name	Parish Vaid & Snehal Radia
Contract type name	GDS Contract
Purpose of contract	General
Contract start date	15/11/2013
Contract end date	

16/17 Contracted general activity (UDA)	7,185
Carry forward general activity (UDA)	-72
16/17 Contracted orthodontic activity (UOA)	0
Carry forward orthodontic activity (UOA)	0
Baseline contract value	£189,360.75

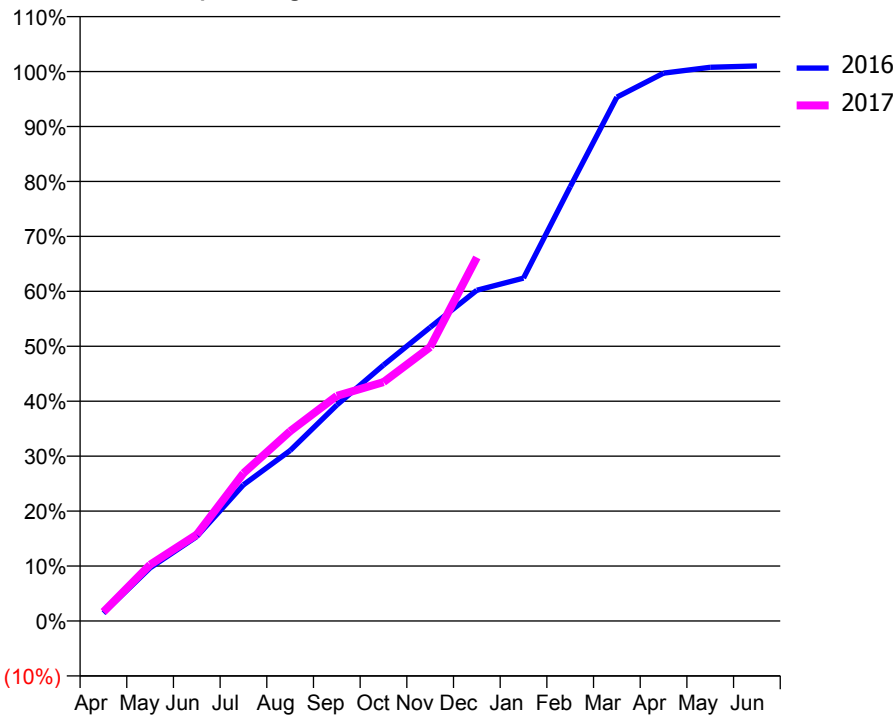
ACCESS*

Patients seen in 24 months	Total	Change since previous quarter
Quarter ending December 2015	2,290	
Quarter ending March 2016	2,744	↑
Quarter ending June 2016	2,579	↓
Quarter ending September 2016	2,325	↓
Quarter ending December 2016	2,586	↑
Variance since December 2015	12.9%	↑



ACTIVITY

Cumulative percentage of contracted UDA delivered 2016 & 2017



Month	Adjusted Scheduled Activity (UDA)	
	2016	2017
April	103	119
May	694	736
June	1,105	1,130
July	1,781	1,932
August	2,230	2,481
September	2,824	2,944
October	3,346	3,123
November	3,841	3,583
December	4,325	4,754
January	4,484	
February	5,678	
March	6,850	
April	7,164	
May	7,241	
June	7,257	

QUALITY

	Quantity	Base Number	Contract	AT	Region	England
% of FP17s for the same patient ID Re-attending within 3 months - Children	22	521	4.2%	11.3%	12.1%	12.4%
% of FP17s for the same patient ID Re-attending within 3 months - Adults	194	2,116	9.2%	15.1%	15.9%	16.6%
% of FP17s for the same patient ID Re-attending between 3 & 9 months - Children	238	521	45.7%	58.7%	58.6%	57.5%
% of FP17s for the same patient ID Re-attending between 3 & 9 months - Adults	1,169	2,116	55.2%	49.8%	51.5%	50.4%
% of FP17s for Band 1 Urgent Courses	165	2,457	6.7%	9.5%	8.0%	9.1%
% of FP17s Relating to Free Repair or Replacements	10	2,457	0.4%	0.9%	0.8%	0.8%
% of FP17s Relating to Continuations	31	2,457	1.3%	1.3%	1.2%	1.3%
% of Patients satisfied with the dentistry they have received	2	2	N/A	92.0%	92.8%	92.7%
% of Patients satisfied with the time they had to wait for an appointment	2	2	N/A	86.7%	89.2%	88.8%

* This is based on patients treated on this contract for their most recent course of treatment. Figures in italics indicate the base number of FP17s or Patient Questionnaire responses are less than 100. N/A is shown where the base number of responses is less than 10 during the period. % is calculated as Quantity/Base number*100

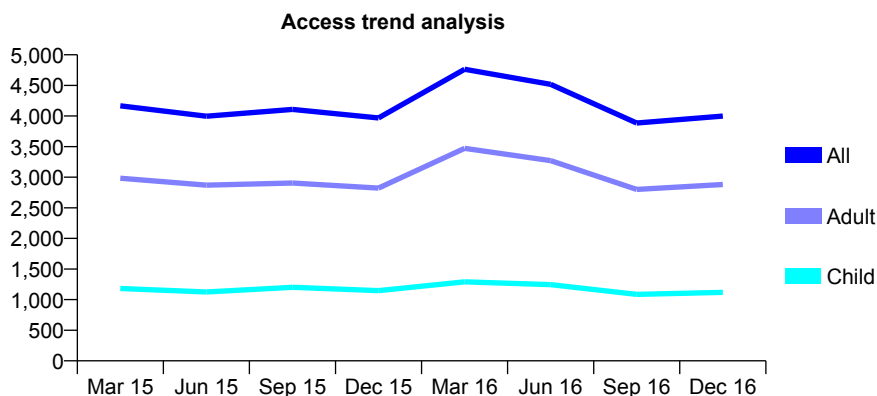
Q56 - Vital Signs At a Glance Contract Report for 162833/0004 - December 2016

Name or company name	Parish Vaid & Snehal Radia
Contract type name	GDS Contract
Purpose of contract	General
Contract start date	15/11/2013
Contract end date	

16/17 Contracted general activity (UDA)	14,285
Carry forward general activity (UDA)	-1
16/17 Contracted orthodontic activity (UOA)	0
Carry forward orthodontic activity (UOA)	0
Baseline contract value	£368,330.91

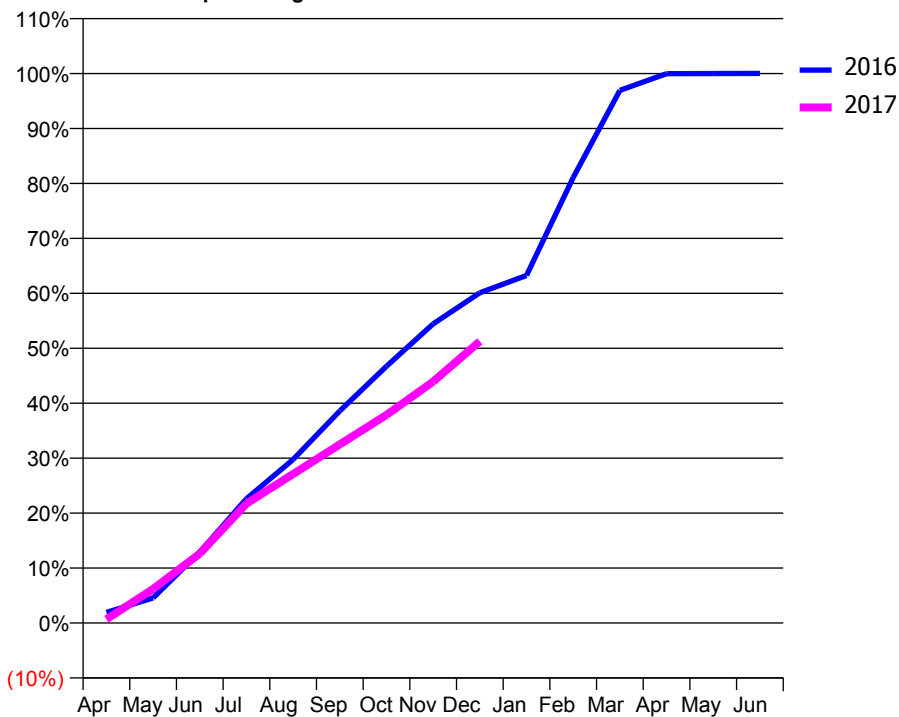
ACCESS*

Patients seen in 24 months	Total	Change since previous quarter
Quarter ending December 2015	3,969	
Quarter ending March 2016	4,763	↑
Quarter ending June 2016	4,518	↓
Quarter ending September 2016	3,886	↓
Quarter ending December 2016	3,999	↑
Variance since December 2015	0.8%	→



ACTIVITY

Cumulative percentage of contracted UDA delivered 2016 & 2017



Month	Adjusted Scheduled Activity (UDA)	
	2016	2017
April	266	99
May	627	887
June	1,772	1,803
July	3,103	3,103
August	4,080	3,875
September	5,292	4,644
October	6,409	5,408
November	7,468	6,276
December	8,241	7,324
January	8,675	
February	11,119	
March	13,296	
April	13,712	
May	13,713	
June	13,716	

QUALITY

	Quantity	Base Number	Contract	AT	Region	England
% of FP17s for the same patient ID Re-attending within 3 months - Children	40	994	4.0%	11.3%	12.1%	12.4%
% of FP17s for the same patient ID Re-attending within 3 months - Adults	235	2,379	9.9%	15.1%	15.9%	16.6%
% of FP17s for the same patient ID Re-attending between 3 & 9 months - Children	468	994	47.1%	58.7%	58.6%	57.5%
% of FP17s for the same patient ID Re-attending between 3 & 9 months - Adults	962	2,379	40.4%	49.8%	51.5%	50.4%
% of FP17s for Band 1 Urgent Courses	383	3,235	11.8%	9.5%	8.0%	9.1%
% of FP17s Relating to Free Repair or Replacements	26	3,235	0.8%	0.9%	0.8%	0.8%
% of FP17s Relating to Continuations	32	3,235	1.0%	1.3%	1.2%	1.3%
% of Patients satisfied with the dentistry they have received	5	6	N/A	92.0%	92.8%	92.7%
% of Patients satisfied with the time they had to wait for an appointment	5	6	N/A	86.7%	89.2%	88.8%

* This is based on patients treated on this contract for their most recent course of treatment. Figures in italics indicate the base number of FP17s or Patient Questionnaire responses are less than 100. N/A is shown where the base number of responses is less than 10 during the period. % is calculated as Quantity/Base number*100

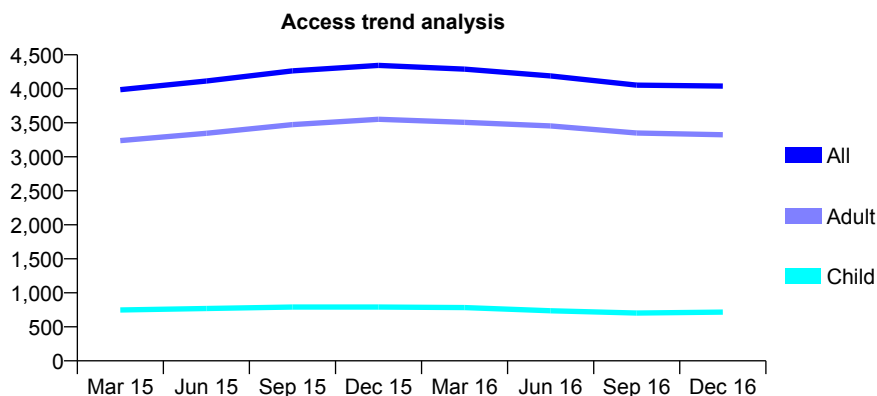
Q56 - Vital Signs At a Glance Contract Report for 162833/0005 - December 2016

Name or company name	Parish Vaid & Snehal Radia
Contract type name	Pilot Contract
Purpose of contract	General
Contract start date	15/11/2013
Contract end date	

16/17 Contracted general activity (UDA)	7,509
Carry forward general activity (UDA)	0
16/17 Contracted orthodontic activity (UOA)	0
Carry forward orthodontic activity (UOA)	0
Baseline contract value	£298,123.67

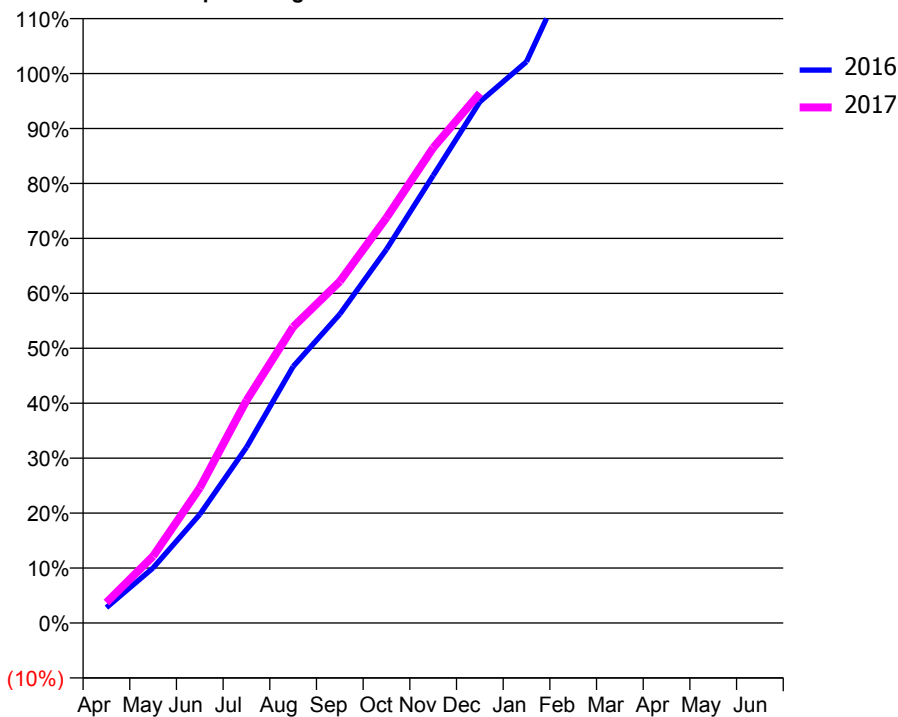
ACCESS*

Patients seen in 24 months	Total	Change since previous quarter
Quarter ending December 2015	4,344	
Quarter ending March 2016	4,289	↓
Quarter ending June 2016	4,190	↓
Quarter ending September 2016	4,053	↓
Quarter ending December 2016	4,041	→
Variance since December 2015	(7.0%)	↓



ACTIVITY

Cumulative percentage of contracted UDA delivered 2016 & 2017



Month	Adjusted Scheduled Activity (UDA)	
	2016	2017
April	210	279
May	754	914
June	1,484	1,847
July	2,401	3,040
August	3,505	4,047
September	4,220	4,667
October	5,107	5,538
November	6,114	6,494
December	7,121	7,240
January	7,671	
February	9,043	
March	9,817	
April	10,103	
May	10,103	
June	10,106	

QUALITY

	Quantity	Base Number	Contract	AT	Region	England
% of FP17s for the same patient ID Re-attending within 3 months - Children	49	797	6.1%	11.3%	12.1%	12.4%
% of FP17s for the same patient ID Re-attending within 3 months - Adults	680	3,869	17.6%	15.1%	15.9%	16.6%
% of FP17s for the same patient ID Re-attending between 3 & 9 months - Children	516	797	64.7%	58.7%	58.6%	57.5%
% of FP17s for the same patient ID Re-attending between 3 & 9 months - Adults	2,232	3,869	57.7%	49.8%	51.5%	50.4%
% of FP17s for Band 1 Urgent Courses	475	4,438	10.7%	9.5%	8.0%	9.1%
% of FP17s Relating to Free Repair or Replacements	45	4,438	1.0%	0.9%	0.8%	0.8%
% of FP17s Relating to Continuations	96	4,438	2.2%	1.3%	1.2%	1.3%
% of Patients satisfied with the dentistry they have received	3	4	N/A	92.0%	92.8%	92.7%
% of Patients satisfied with the time they had to wait for an appointment	4	4	N/A	86.7%	89.2%	88.8%

* This is based on patients treated on this contract for their most recent course of treatment. Figures in italics indicate the base number of FP17s or Patient Questionnaire responses are less than 100. N/A is shown where the base number of responses is less than 10 during the period. % is calculated as Quantity/Base number*100

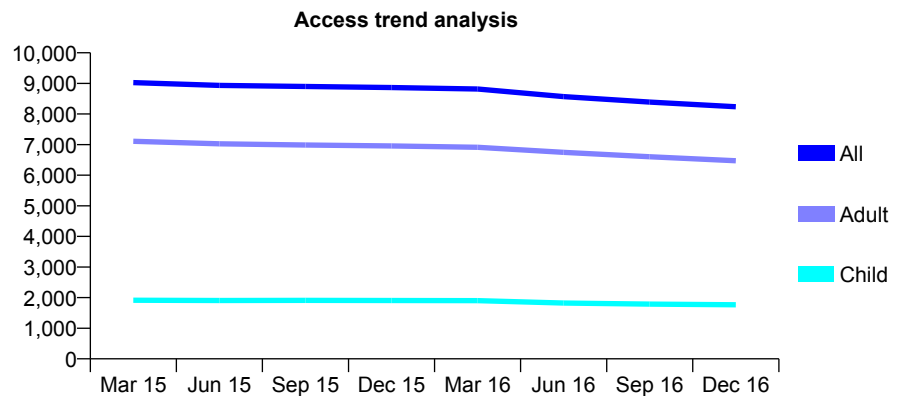
Q56 - Vital Signs At a Glance Contract Report for 162981/0001 - December 2016

Name or company name	Esmerelle Limited
Contract type name	GDS Contract
Purpose of contract	General and Orthodontic
Contract start date	01/08/2011
Contract end date	

16/17 Contracted general activity (UDA)	28,860
Carry forward general activity (UDA)	-516
16/17 Contracted orthodontic activity (UOA)	64
Carry forward orthodontic activity (UOA)	1
Baseline contract value	£741,092.97

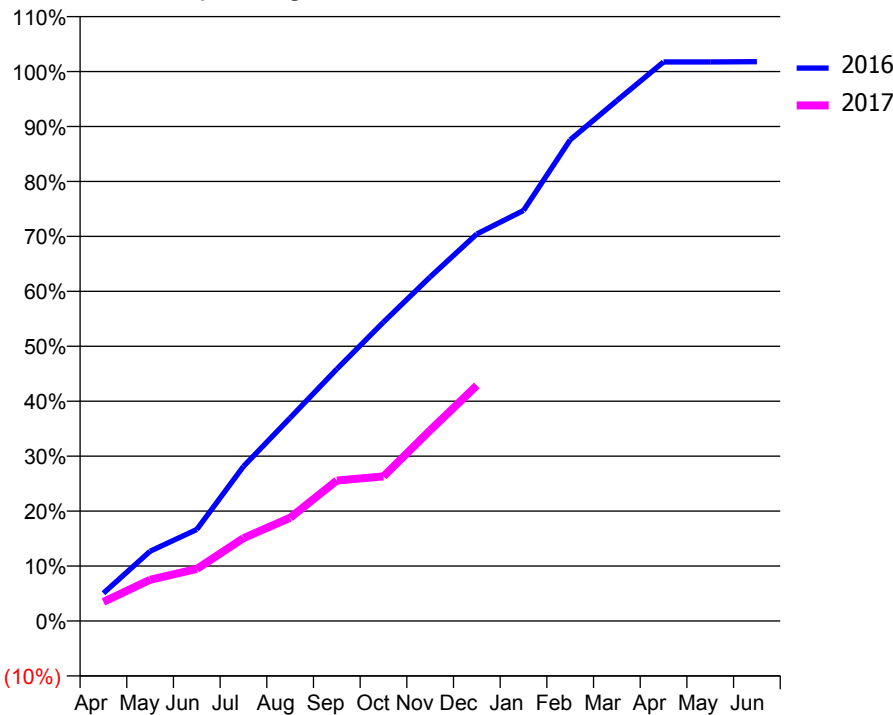
ACCESS*

Patients seen in 24 months	Total	Change since previous quarter
Quarter ending December 2015	8,863	
Quarter ending March 2016	8,816	→
Quarter ending June 2016	8,570	↓
Quarter ending September 2016	8,390	↓
Quarter ending December 2016	8,238	↓
Variance since December 2015	(7.1%)	↓



ACTIVITY

Cumulative percentage of contracted UDA delivered 2016 & 2017



Month	Adjusted Scheduled Activity (UDA)	
	2016	2017
April	1,459	1,002
May	3,666	2,164
June	4,804	2,733
July	8,119	4,354
August	10,668	5,422
September	13,230	7,380
October	15,697	7,593
November	18,073	10,019
December	20,324	12,370
January	21,557	
February	25,273	
March	27,334	
April	29,361	
May	29,359	
June	29,376	

QUALITY

	Quantity	Base Number	Contract	AT	Region	England
% of FP17s for the same patient ID Re-attending within 3 months - Children	122	1,810	6.7%	11.3%	12.1%	12.4%
% of FP17s for the same patient ID Re-attending within 3 months - Adults	567	5,271	10.8%	15.1%	15.9%	16.6%
% of FP17s for the same patient ID Re-attending between 3 & 9 months - Children	1,165	1,810	64.4%	58.7%	58.6%	57.5%
% of FP17s for the same patient ID Re-attending between 3 & 9 months - Adults	3,079	5,271	58.4%	49.8%	51.5%	50.4%
% of FP17s for Band 1 Urgent Courses	501	6,149	8.1%	9.5%	8.0%	9.1%
% of FP17s Relating to Free Repair or Replacements	24	6,149	0.4%	0.9%	0.8%	0.8%
% of FP17s Relating to Continuations	10	6,149	0.2%	1.3%	1.2%	1.3%
% of Patients satisfied with the dentistry they have received	8	9	N/A	92.0%	92.8%	92.7%
% of Patients satisfied with the time they had to wait for an appointment	7	9	N/A	86.7%	89.2%	88.8%

* This is based on patients treated on this contract for their most recent course of treatment. Figures in italics indicate the base number of FP17s or Patient Questionnaire responses are less than 100. N/A is shown where the base number of responses is less than 10 during the period. % is calculated as Quantity/Base number*100

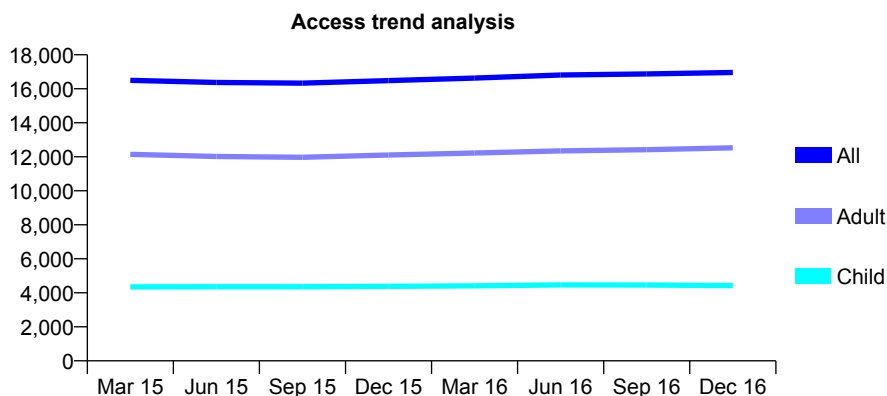
Q56 - Vital Signs At a Glance Contract Report for 163570/0001 - December 2016

Name or company name	Chequer Hall Dental Practice
Contract type name	GDS Contract
Purpose of contract	General
Contract start date	01/04/2011
Contract end date	

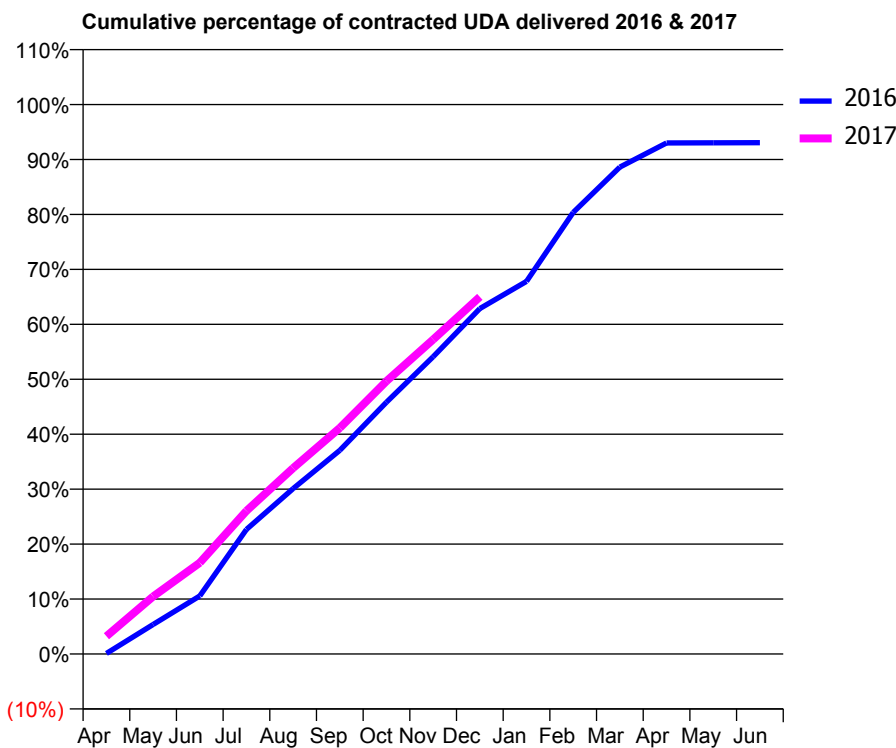
16/17 Contracted general activity (UDA)	48,026
Carry forward general activity (UDA)	0
16/17 Contracted orthodontic activity (UOA)	0
Carry forward orthodontic activity (UOA)	0
Baseline contract value	£1,431,956.55

ACCESS*

Patients seen in 24 months	Total	Change since previous quarter
Quarter ending December 2015	16,482	
Quarter ending March 2016	16,634	→
Quarter ending June 2016	16,813	→
Quarter ending September 2016	16,874	→
Quarter ending December 2016	16,960	→
Variance since December 2015	2.9%	↑



ACTIVITY



Month	Adjusted Scheduled Activity (UDA)	
	2016	2017
April	55	1,557
May	2,578	5,031
June	5,072	7,977
July	10,888	12,507
August	14,454	16,251
September	17,802	19,760
October	22,014	23,852
November	25,988	27,490
December	30,195	31,216
January	32,565	
February	38,589	
March	42,554	
April	44,671	
May	44,675	
June	44,687	

QUALITY

	Quantity	Base Number	Contract	AT	Region	England
% of FP17s for the same patient ID Re-attending within 3 months - Children	295	4,776	6.2%	11.3%	12.1%	12.4%
% of FP17s for the same patient ID Re-attending within 3 months - Adults	1,410	12,438	11.3%	15.1%	15.9%	16.6%
% of FP17s for the same patient ID Re-attending between 3 & 9 months - Children	2,733	4,776	57.2%	58.7%	58.6%	57.5%
% of FP17s for the same patient ID Re-attending between 3 & 9 months - Adults	5,748	12,438	46.2%	49.8%	51.5%	50.4%
% of FP17s for Band 1 Urgent Courses	451	16,235	2.8%	9.5%	8.0%	9.1%
% of FP17s Relating to Free Repair or Replacements	145	16,235	0.9%	0.9%	0.8%	0.8%
% of FP17s Relating to Continuations	421	16,235	2.6%	1.3%	1.2%	1.3%
% of Patients satisfied with the dentistry they have received	15	17	88.2%	92.0%	92.8%	92.7%
% of Patients satisfied with the time they had to wait for an appointment	17	17	100.0%	86.7%	89.2%	88.8%

* This is based on patients treated on this contract for their most recent course of treatment. Figures in italics indicate the base number of FP17s or Patient Questionnaire responses are less than 100. N/A is shown where the base number of responses is less than 10 during the period. % is calculated as Quantity/Base number*100

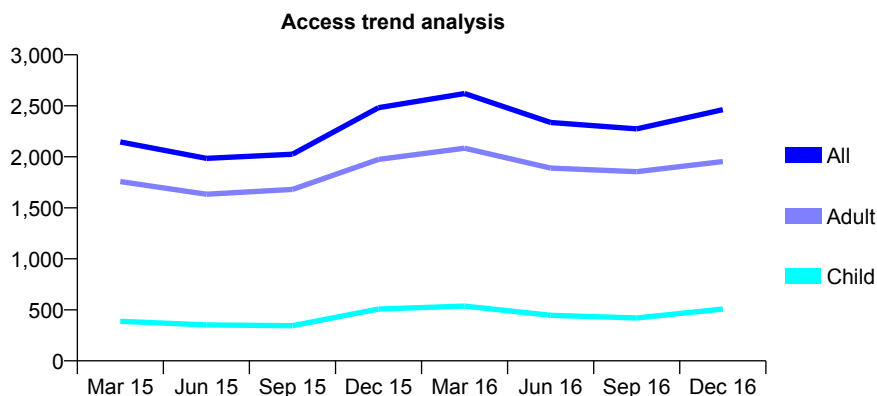
Q56 - Vital Signs At a Glance Contract Report for 167231/0001 - December 2016

Name or company name	Christopher Sprinz and Victoria Victorova
Contract type name	GDS Contract
Purpose of contract	General
Contract start date	12/10/2009
Contract end date	

16/17 Contracted general activity (UDA)	6,208
Carry forward general activity (UDA)	-124
16/17 Contracted orthodontic activity (UOA)	0
Carry forward orthodontic activity (UOA)	0
Baseline contract value	£213,392.29

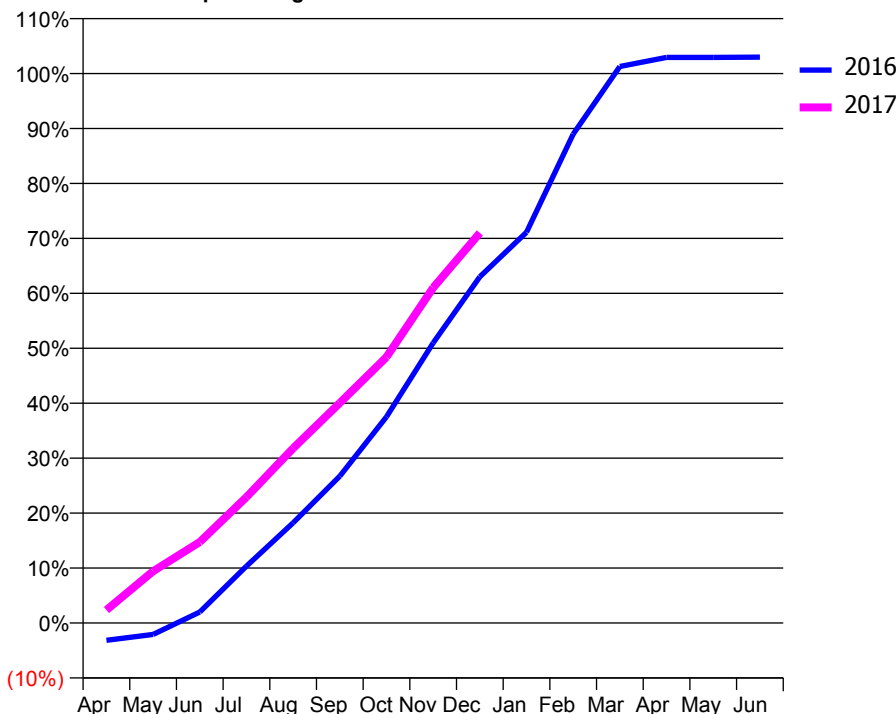
ACCESS*

Patients seen in 24 months	Total	Change since previous quarter
Quarter ending December 2015	2,482	
Quarter ending March 2016	2,620	↑
Quarter ending June 2016	2,336	↓
Quarter ending September 2016	2,274	↓
Quarter ending December 2016	2,462	↑
Variance since December 2015	(0.8%)	→



ACTIVITY

Cumulative percentage of contracted UDA delivered 2016 & 2017



Month	Adjusted Scheduled Activity (UDA)	
	2016	2017
April	-196	147
May	-131	585
June	125	916
July	642	1,423
August	1,133	1,974
September	1,660	2,486
October	2,330	3,005
November	3,165	3,788
December	3,911	4,407
January	4,415	
February	5,524	
March	6,287	
April	6,390	
May	6,390	
June	6,393	

QUALITY

	Quantity	Base Number	Contract	AT	Region	England
% of FP17s for the same patient ID Re-attending within 3 months - Children	27	561	4.8%	11.3%	12.1%	12.4%
% of FP17s for the same patient ID Re-attending within 3 months - Adults	177	1,849	9.6%	15.1%	15.9%	16.6%
% of FP17s for the same patient ID Re-attending between 3 & 9 months - Children	296	561	52.8%	58.7%	58.6%	57.5%
% of FP17s for the same patient ID Re-attending between 3 & 9 months - Adults	806	1,849	43.6%	49.8%	51.5%	50.4%
% of FP17s for Band 1 Urgent Courses	60	2,327	2.6%	9.5%	8.0%	9.1%
% of FP17s Relating to Free Repair or Replacements	26	2,327	1.1%	0.9%	0.8%	0.8%
% of FP17s Relating to Continuations	56	2,327	2.4%	1.3%	1.2%	1.3%
% of Patients satisfied with the dentistry they have received	5	5	N/A	92.0%	92.8%	92.7%
% of Patients satisfied with the time they had to wait for an appointment	4	5	N/A	86.7%	89.2%	88.8%

* This is based on patients treated on this contract for their most recent course of treatment. Figures in italics indicate the base number of FP17s or Patient Questionnaire responses are less than 100. N/A is shown where the base number of responses is less than 10 during the period. % is calculated as Quantity/Base number*100

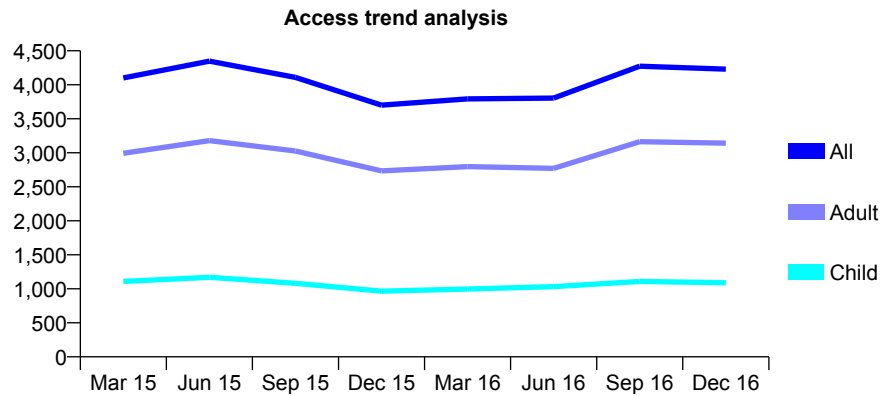
Q56 - Vital Signs At a Glance Contract Report for 167231/0002 - December 2016

Name or company name	Christopher Sprinz and Victoria Victorova
Contract type name	GDS Contract
Purpose of contract	General
Contract start date	12/10/2009
Contract end date	

16/17 Contracted general activity (UDA)	11,708
Carry forward general activity (UDA)	-234
16/17 Contracted orthodontic activity (UOA)	0
Carry forward orthodontic activity (UOA)	0
Baseline contract value	£318,653.67

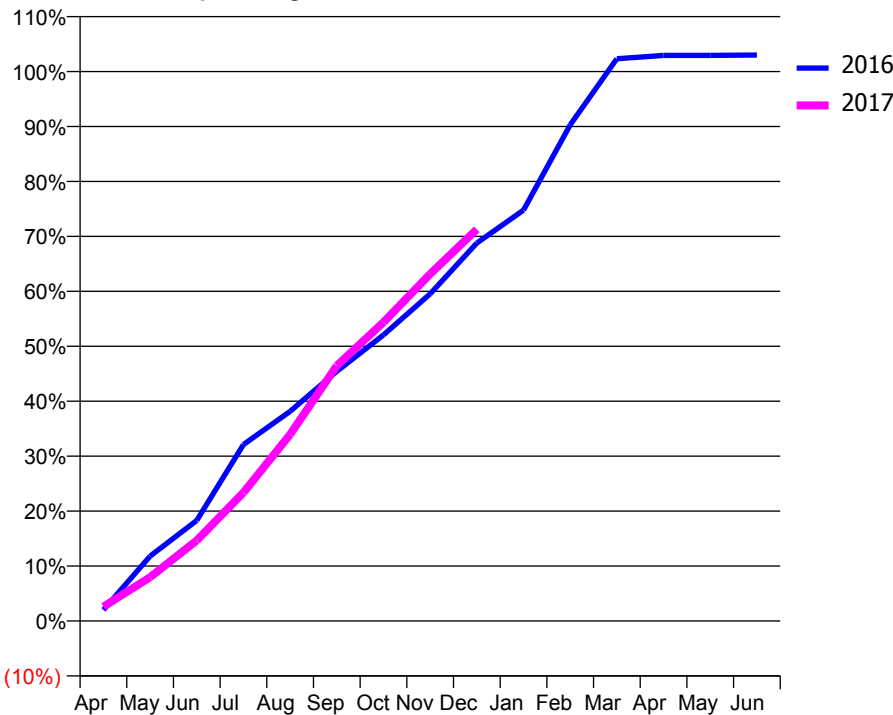
ACCESS*

Patients seen in 24 months	Total	Change since previous quarter
Quarter ending December 2015	3,700	
Quarter ending March 2016	3,794	↑
Quarter ending June 2016	3,804	→
Quarter ending September 2016	4,273	↑
Quarter ending December 2016	4,231	→
Variance since December 2015	14.4%	↑



ACTIVITY

Cumulative percentage of contracted UDA delivered 2016 & 2017



Month	Adjusted Scheduled Activity (UDA)	
	2016	2017
April	237	306
May	1,381	934
June	2,143	1,718
July	3,761	2,739
August	4,469	3,977
September	5,320	5,439
October	6,095	6,365
November	6,970	7,394
December	8,054	8,345
January	8,755	
February	10,570	
March	11,981	
April	12,051	
May	12,051	
June	12,059	

QUALITY

	Quantity	Base Number	Contract	AT	Region	England
% of FP17s for the same patient ID Re-attending within 3 months - Children	79	1,184	6.7%	11.3%	12.1%	12.4%
% of FP17s for the same patient ID Re-attending within 3 months - Adults	319	3,109	10.3%	15.1%	15.9%	16.6%
% of FP17s for the same patient ID Re-attending between 3 & 9 months - Children	587	1,184	49.6%	58.7%	58.6%	57.5%
% of FP17s for the same patient ID Re-attending between 3 & 9 months - Adults	1,312	3,109	42.2%	49.8%	51.5%	50.4%
% of FP17s for Band 1 Urgent Courses	247	4,257	5.8%	9.5%	8.0%	9.1%
% of FP17s Relating to Free Repair or Replacements	9	4,257	0.2%	0.9%	0.8%	0.8%
% of FP17s Relating to Continuations	49	4,257	1.2%	1.3%	1.2%	1.3%
% of Patients satisfied with the dentistry they have received	5	5	N/A	92.0%	92.8%	92.7%
% of Patients satisfied with the time they had to wait for an appointment	5	5	N/A	86.7%	89.2%	88.8%

* This is based on patients treated on this contract for their most recent course of treatment. Figures in italics indicate the base number of FP17s or Patient Questionnaire responses are less than 100. N/A is shown where the base number of responses is less than 10 during the period. % is calculated as Quantity/Base number*100

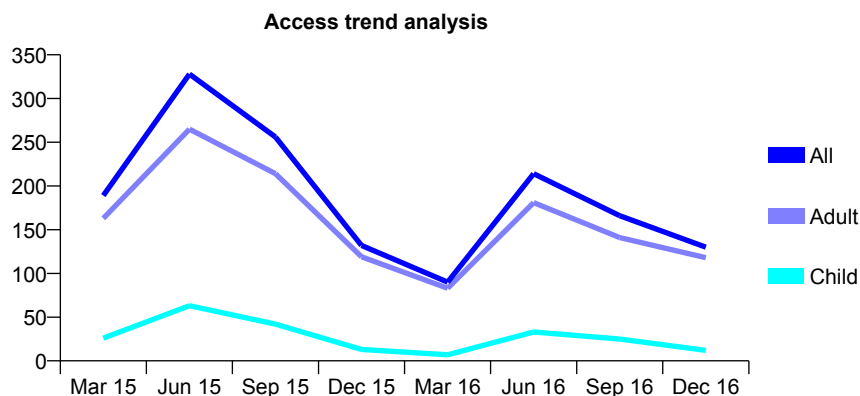
Q56 - Vital Signs At a Glance Contract Report for 167231/0003 - December 2016

Name or company name	Christopher Sprinz and Victoria Victorova
Contract type name	GDS Contract
Purpose of contract	General
Contract start date	12/10/2009
Contract end date	

16/17 Contracted general activity (UDA)	500
Carry forward general activity (UDA)	-10
16/17 Contracted orthodontic activity (UOA)	0
Carry forward orthodontic activity (UOA)	0
Baseline contract value	£12,450.89

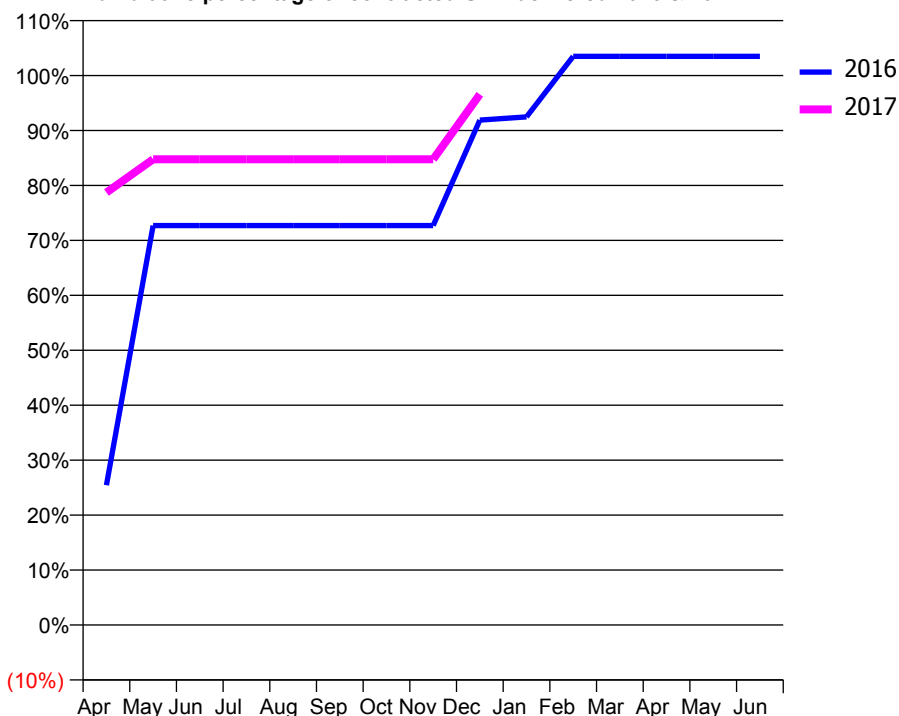
ACCESS*

Patients seen in 24 months	Total	Change since previous quarter
Quarter ending December 2015	132	
Quarter ending March 2016	90	↓
Quarter ending June 2016	214	↑
Quarter ending September 2016	166	↓
Quarter ending December 2016	130	↓
Variance since December 2015	(1.5%)	↓



ACTIVITY

Cumulative percentage of contracted UDA delivered 2016 & 2017



Month	Adjusted Scheduled Activity (UDA)	
	2016	2017
April	127	394
May	363	424
June	363	424
July	363	424
August	363	424
September	363	424
October	363	424
November	363	424
December	459	483
January	462	
February	517	
March	517	
April	517	
May	517	
June	517	

QUALITY

	Quantity	Base Number	Contract	AT	Region	England
% of FP17s for the same patient ID Re-attending within 3 months - Children	0	36	0.0%	11.3%	12.1%	12.4%
% of FP17s for the same patient ID Re-attending within 3 months - Adults	2	175	1.1%	15.1%	15.9%	16.6%
% of FP17s for the same patient ID Re-attending between 3 & 9 months - Children	1	36	2.8%	58.7%	58.6%	57.5%
% of FP17s for the same patient ID Re-attending between 3 & 9 months - Adults	3	175	1.7%	49.8%	51.5%	50.4%
% of FP17s for Band 1 Urgent Courses	4	211	1.9%	9.5%	8.0%	9.1%
% of FP17s Relating to Free Repair or Replacements	4	211	1.9%	0.9%	0.8%	0.8%
% of FP17s Relating to Continuations	9	211	4.3%	1.3%	1.2%	1.3%
% of Patients satisfied with the dentistry they have received	0	1	N/A	92.0%	92.8%	92.7%
% of Patients satisfied with the time they had to wait for an appointment	1	1	N/A	86.7%	89.2%	88.8%

* This is based on patients treated on this contract for their most recent course of treatment. Figures in italics indicate the base number of FP17s or Patient Questionnaire responses are less than 100. N/A is shown where the base number of responses is less than 10 during the period. % is calculated as Quantity/Base number*100

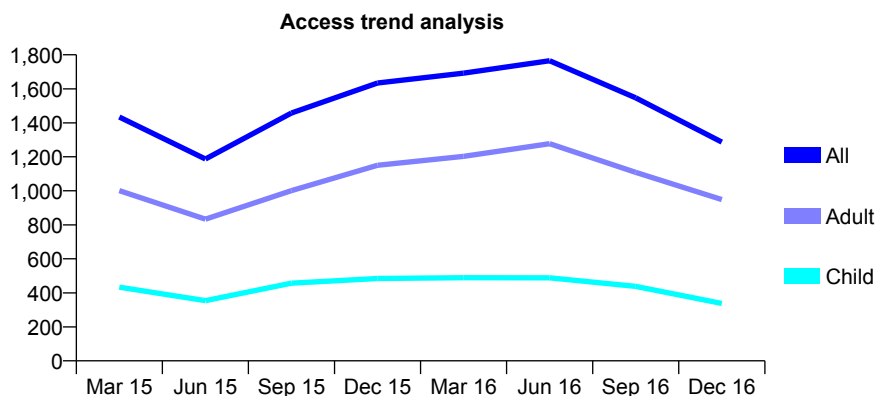
Q56 - Vital Signs At a Glance Contract Report for 167231/0004 - December 2016

Name or company name	Christopher Sprinz and Victoria Victorova
Contract type name	GDS Contract
Purpose of contract	General
Contract start date	12/10/2009
Contract end date	

16/17 Contracted general activity (UDA)	4,000
Carry forward general activity (UDA)	-80
16/17 Contracted orthodontic activity (UOA)	0
Carry forward orthodontic activity (UOA)	0
Baseline contract value	£99,607.15

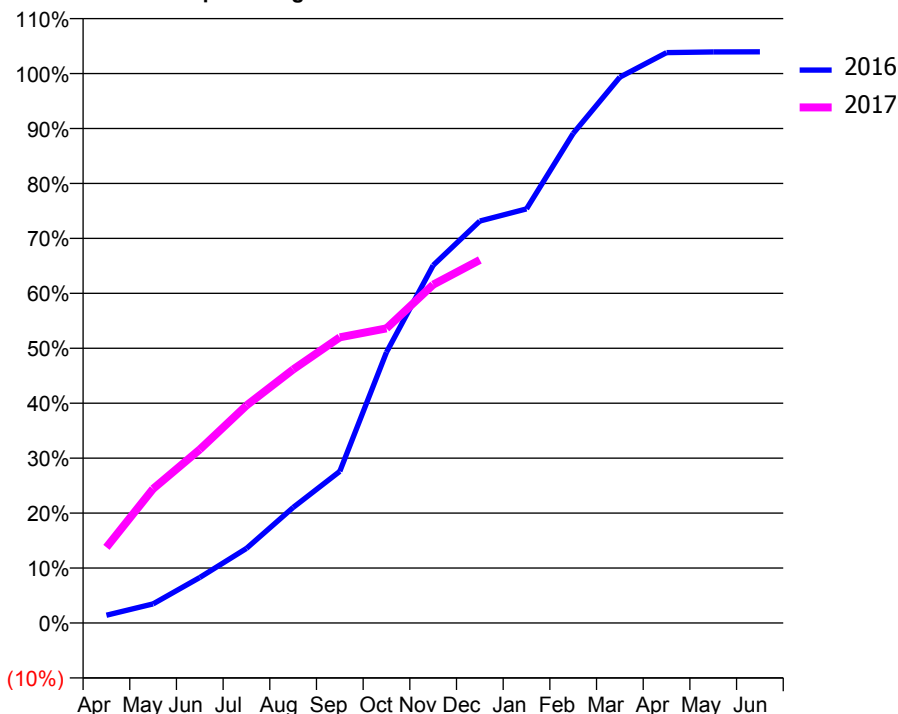
ACCESS*

Patients seen in 24 months	Total	Change since previous quarter
Quarter ending December 2015	1,634	
Quarter ending March 2016	1,692	↑
Quarter ending June 2016	1,765	↑
Quarter ending September 2016	1,547	↓
Quarter ending December 2016	1,287	↓
Variance since December 2015	(21.2%)	↓



ACTIVITY

Cumulative percentage of contracted UDA delivered 2016 & 2017



Month	Adjusted Scheduled Activity (UDA)	
	2016	2017
April	57	551
May	139	977
June	331	1,263
July	543	1,583
August	841	1,846
September	1,104	2,080
October	1,971	2,145
November	2,603	2,463
December	2,926	2,642
January	3,014	
February	3,564	
March	3,974	
April	4,152	
May	4,157	
June	4,158	

QUALITY

	Quantity	Base Number	Contract	AT	Region	England
% of FP17s for the same patient ID Re-attending within 3 months - Children	22	471	4.7%	11.3%	12.1%	12.4%
% of FP17s for the same patient ID Re-attending within 3 months - Adults	98	1,087	9.0%	15.1%	15.9%	16.6%
% of FP17s for the same patient ID Re-attending between 3 & 9 months - Children	241	471	51.2%	58.7%	58.6%	57.5%
% of FP17s for the same patient ID Re-attending between 3 & 9 months - Adults	404	1,087	37.2%	49.8%	51.5%	50.4%
% of FP17s for Band 1 Urgent Courses	82	1,403	5.8%	9.5%	8.0%	9.1%
% of FP17s Relating to Free Repair or Replacements	8	1,403	0.6%	0.9%	0.8%	0.8%
% of FP17s Relating to Continuations	24	1,403	1.7%	1.3%	1.2%	1.3%
% of Patients satisfied with the dentistry they have received	1	2	N/A	92.0%	92.8%	92.7%
% of Patients satisfied with the time they had to wait for an appointment	1	2	N/A	86.7%	89.2%	88.8%

* This is based on patients treated on this contract for their most recent course of treatment. Figures in italics indicate the base number of FP17s or Patient Questionnaire responses are less than 100. N/A is shown where the base number of responses is less than 10 during the period. % is calculated as Quantity/Base number*100

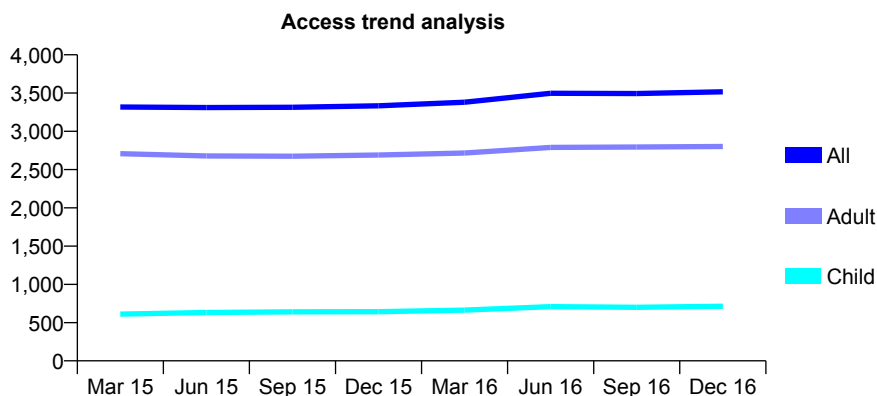
Q56 - Vital Signs At a Glance Contract Report for 168300/0001 - December 2016

Name or company name	Witard Dental Practice
Contract type name	GDS Contract
Purpose of contract	General
Contract start date	05/05/2011
Contract end date	

16/17 Contracted general activity (UDA)	13,132
Carry forward general activity (UDA)	436
16/17 Contracted orthodontic activity (UOA)	0
Carry forward orthodontic activity (UOA)	0
Baseline contract value	£310,178.60

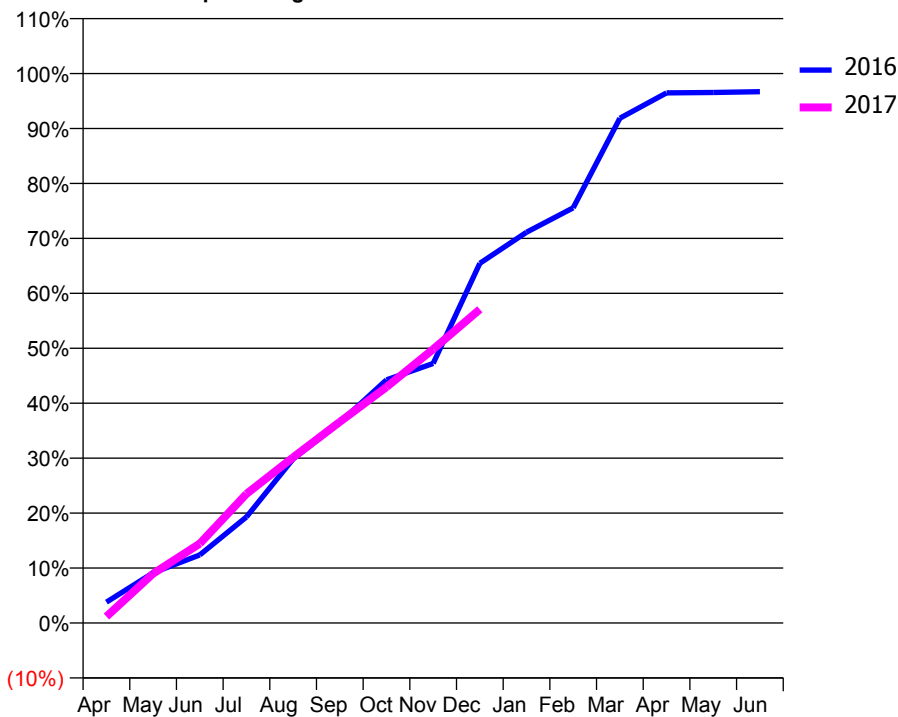
ACCESS*

Patients seen in 24 months	Total	Change since previous quarter
Quarter ending December 2015	3,334	
Quarter ending March 2016	3,381	→
Quarter ending June 2016	3,498	↑
Quarter ending September 2016	3,493	→
Quarter ending December 2016	3,516	→
Variance since December 2015	5.5%	↑



ACTIVITY

Cumulative percentage of contracted UDA delivered 2016 & 2017



Month	Adjusted Scheduled Activity (UDA)	
	2016	2017
April	498	156
May	1,201	1,181
June	1,628	1,898
July	2,534	3,085
August	3,921	3,959
September	4,791	4,806
October	5,812	5,639
November	6,202	6,543
December	8,597	7,495
January	9,339	
February	9,921	
March	12,062	
April	12,669	
May	12,679	
June	12,696	

QUALITY

	Quantity	Base Number	Contract	AT	Region	England
% of FP17s for the same patient ID Re-attending within 3 months - Children	83	803	10.3%	11.3%	12.1%	12.4%
% of FP17s for the same patient ID Re-attending within 3 months - Adults	386	3,080	12.5%	15.1%	15.9%	16.6%
% of FP17s for the same patient ID Re-attending between 3 & 9 months - Children	464	803	57.8%	58.7%	58.6%	57.5%
% of FP17s for the same patient ID Re-attending between 3 & 9 months - Adults	1,814	3,080	58.9%	49.8%	51.5%	50.4%
% of FP17s for Band 1 Urgent Courses	182	3,604	5.0%	9.5%	8.0%	9.1%
% of FP17s Relating to Free Repair or Replacements	17	3,604	0.5%	0.9%	0.8%	0.8%
% of FP17s Relating to Continuations	32	3,604	0.9%	1.3%	1.2%	1.3%
% of Patients satisfied with the dentistry they have received	6	6	N/A	92.0%	92.8%	92.7%
% of Patients satisfied with the time they had to wait for an appointment	4	6	N/A	86.7%	89.2%	88.8%

* This is based on patients treated on this contract for their most recent course of treatment. Figures in italics indicate the base number of FP17s or Patient Questionnaire responses are less than 100. N/A is shown where the base number of responses is less than 10 during the period. % is calculated as Quantity/Base number*100

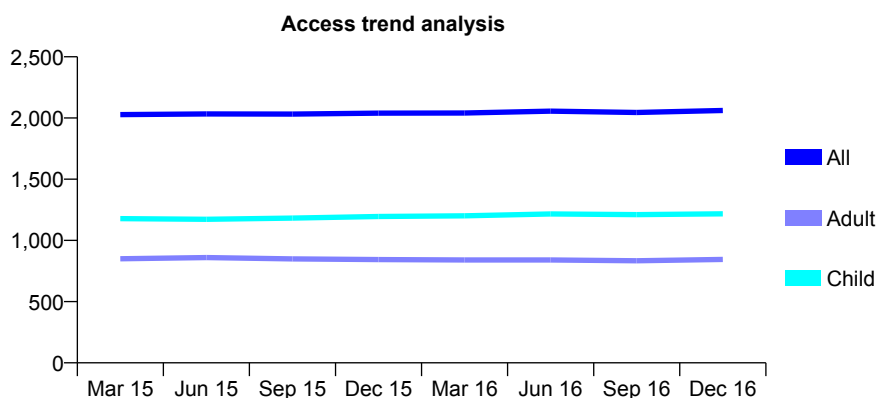
Q56 - Vital Signs At a Glance Contract Report for 168793/0001 - December 2016

Name or company name	Guildhall Dental Practice
Contract type name	GDS Contract
Purpose of contract	General and Orthodontic
Contract start date	01/04/2011
Contract end date	

16/17 Contracted general activity (UDA)	4,167
Carry forward general activity (UDA)	0
16/17 Contracted orthodontic activity (UOA)	11
Carry forward orthodontic activity (UOA)	0
Baseline contract value	£102,474.38

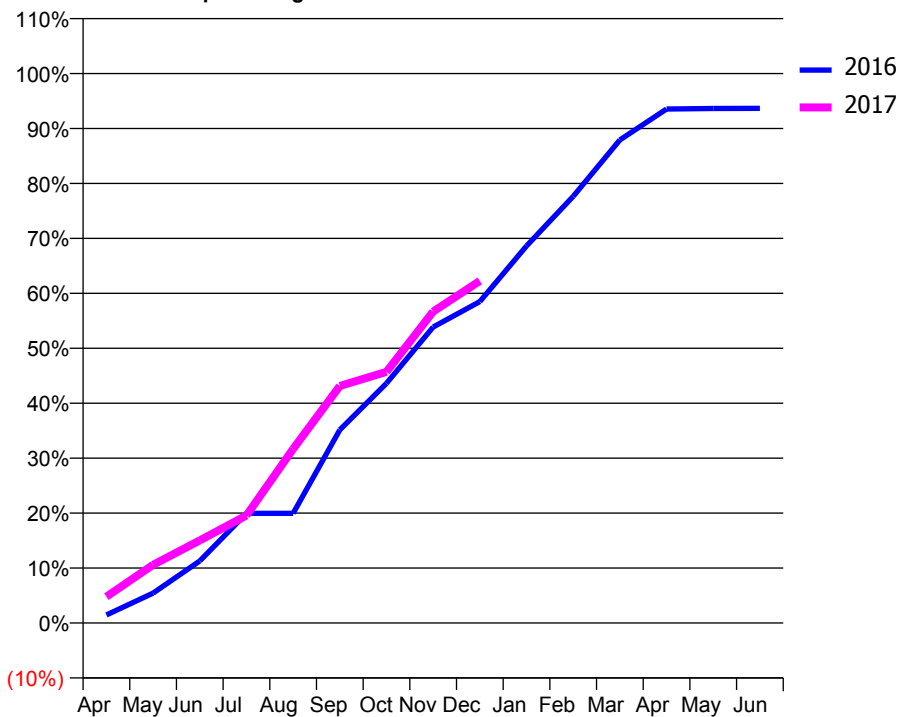
ACCESS*

Patients seen in 24 months	Total	Change since previous quarter
Quarter ending December 2015	2,040	
Quarter ending March 2016	2,041	→
Quarter ending June 2016	2,056	→
Quarter ending September 2016	2,045	→
Quarter ending December 2016	2,062	→
Variance since December 2015	1.1%	→



ACTIVITY

Cumulative percentage of contracted UDA delivered 2016 & 2017



Month	Adjusted Scheduled Activity (UDA)	
	2016	2017
April	62	200
May	227	441
June	471	627
July	832	816
August	832	1,321
September	1,465	1,798
October	1,817	1,905
November	2,244	2,362
December	2,438	2,594
January	2,859	
February	3,235	
March	3,663	
April	3,898	
May	3,902	
June	3,903	

QUALITY

	Quantity	Base Number	Contract	AT	Region	England
% of FP17s for the same patient ID Re-attending within 3 months - Children	71	1,452	4.9%	11.3%	12.1%	12.4%
% of FP17s for the same patient ID Re-attending within 3 months - Adults	43	774	5.6%	15.1%	15.9%	16.6%
% of FP17s for the same patient ID Re-attending between 3 & 9 months - Children	1,050	1,452	72.3%	58.7%	58.6%	57.5%
% of FP17s for the same patient ID Re-attending between 3 & 9 months - Adults	525	774	67.8%	49.8%	51.5%	50.4%
% of FP17s for Band 1 Urgent Courses	76	2,045	3.7%	9.5%	8.0%	9.1%
% of FP17s Relating to Free Repair or Replacements	0	2,045	0.0%	0.9%	0.8%	0.8%
% of FP17s Relating to Continuations	1	2,045	0.0%	1.3%	1.2%	1.3%
% of Patients satisfied with the dentistry they have received	2	3	N/A	92.0%	92.8%	92.7%
% of Patients satisfied with the time they had to wait for an appointment	3	3	N/A	86.7%	89.2%	88.8%

* This is based on patients treated on this contract for their most recent course of treatment. Figures in italics indicate the base number of FP17s or Patient Questionnaire responses are less than 100. N/A is shown where the base number of responses is less than 10 during the period. % is calculated as Quantity/Base number*100

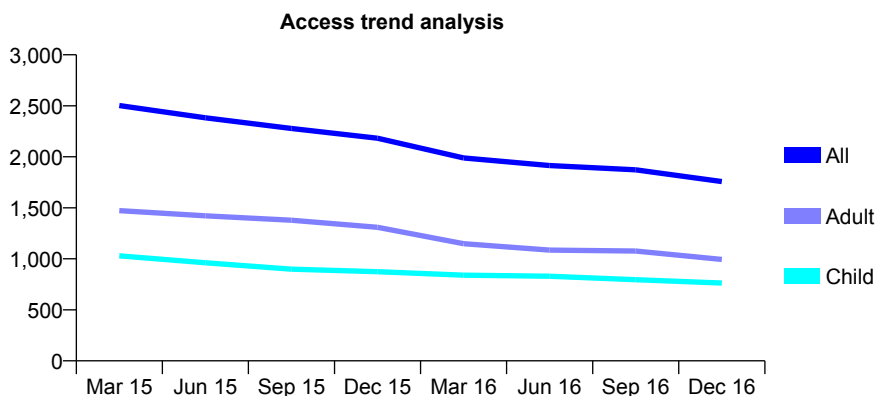
Q56 - Vital Signs At a Glance Contract Report for 171018/0001 - December 2016

Name or company name	The Hamptons Dental Care
Contract type name	GDS Contract
Purpose of contract	General
Contract start date	01/04/2009
Contract end date	

16/17 Contracted general activity (UDA)	3,694
Carry forward general activity (UDA)	-74
16/17 Contracted orthodontic activity (UOA)	0
Carry forward orthodontic activity (UOA)	0
Baseline contract value	£86,552.24

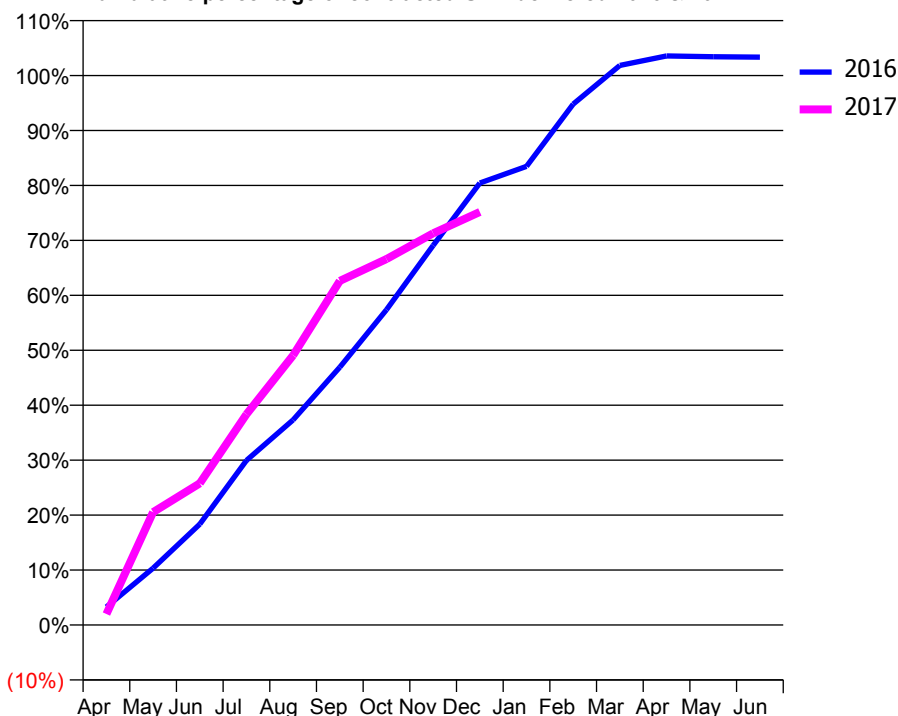
ACCESS*

Patients seen in 24 months	Total	Change since previous quarter
Quarter ending December 2015	2,183	
Quarter ending March 2016	1,989	↓
Quarter ending June 2016	1,915	↓
Quarter ending September 2016	1,872	↓
Quarter ending December 2016	1,757	↓
Variance since December 2015	(19.5%)	↓



ACTIVITY

Cumulative percentage of contracted UDA delivered 2016 & 2017



Month	Adjusted Scheduled Activity (UDA)	
	2016	2017
April	121	74
May	382	759
June	678	953
July	1,106	1,417
August	1,379	1,813
September	1,733	2,313
October	2,119	2,460
November	2,552	2,633
December	2,971	2,777
January	3,083	
February	3,502	
March	3,762	
April	3,825	
May	3,820	
June	3,817	

QUALITY

	Quantity	Base Number	Contract	AT	Region	England
% of FP17s for the same patient ID Re-attending within 3 months - Children	37	681	5.4%	11.3%	12.1%	12.4%
% of FP17s for the same patient ID Re-attending within 3 months - Adults	90	882	10.2%	15.1%	15.9%	16.6%
% of FP17s for the same patient ID Re-attending between 3 & 9 months - Children	280	681	41.1%	58.7%	58.6%	57.5%
% of FP17s for the same patient ID Re-attending between 3 & 9 months - Adults	370	882	42.0%	49.8%	51.5%	50.4%
% of FP17s for Band 1 Urgent Courses	128	1,524	8.4%	9.5%	8.0%	9.1%
% of FP17s Relating to Free Repair or Replacements	5	1,524	0.3%	0.9%	0.8%	0.8%
% of FP17s Relating to Continuations	0	1,524	0.0%	1.3%	1.2%	1.3%
% of Patients satisfied with the dentistry they have received	0	0	N/A	92.0%	92.8%	92.7%
% of Patients satisfied with the time they had to wait for an appointment	0	0	N/A	86.7%	89.2%	88.8%

* This is based on patients treated on this contract for their most recent course of treatment. Figures in italics indicate the base number of FP17s or Patient Questionnaire responses are less than 100. N/A is shown where the base number of responses is less than 10 during the period. % is calculated as Quantity/Base number*100

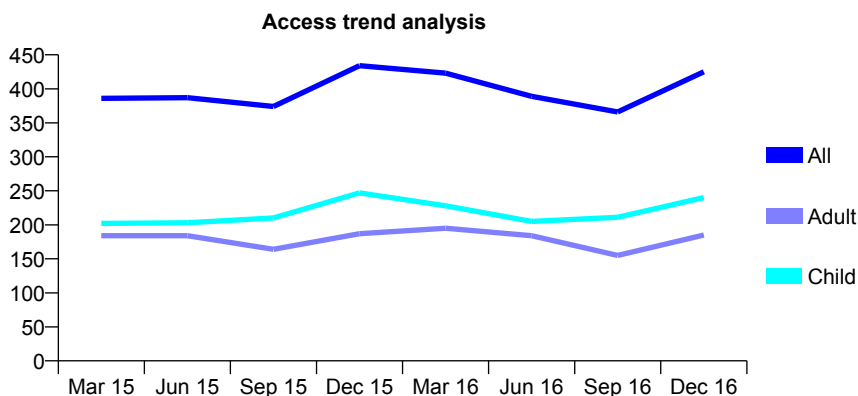
Q56 - Vital Signs At a Glance Contract Report for 171018/0002 - December 2016

Name or company name	The Hamptons Dental Care
Contract type name	GDS Contract
Purpose of contract	General
Contract start date	01/04/2009
Contract end date	

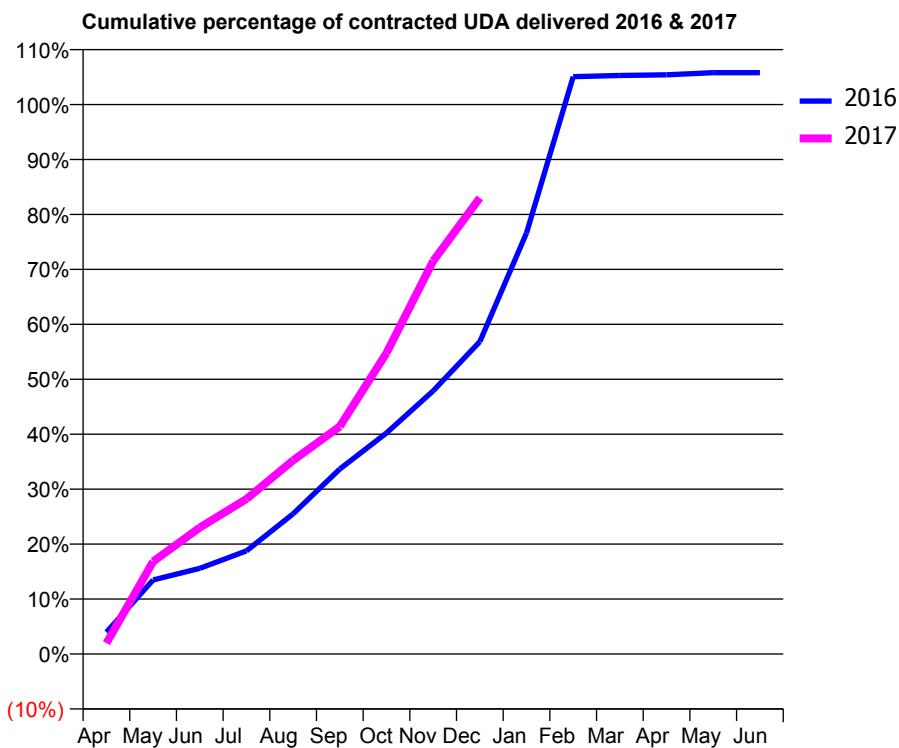
16/17 Contracted general activity (UDA)	806
Carry forward general activity (UDA)	-16
16/17 Contracted orthodontic activity (UOA)	0
Carry forward orthodontic activity (UOA)	0
Baseline contract value	£20,070.85

ACCESS*

Patients seen in 24 months	Total	Change since previous quarter
Quarter ending December 2015	434	
Quarter ending March 2016	423	↓
Quarter ending June 2016	389	↓
Quarter ending September 2016	366	↓
Quarter ending December 2016	425	↑
Variance since December 2015	(2.1%)	↓



ACTIVITY



Month	Adjusted Scheduled Activity (UDA)	
	2016	2017
April	32	16
May	109	136
June	126	186
July	151	227
August	206	284
September	271	334
October	324	442
November	386	577
December	458	669
January	618	
February	847	
March	849	
April	850	
May	853	
June	853	

QUALITY

	Quantity	Base Number	Contract	AT	Region	England
% of FP17s for the same patient ID Re-attending within 3 months - Children	12	264	4.5%	11.3%	12.1%	12.4%
% of FP17s for the same patient ID Re-attending within 3 months - Adults	23	188	12.2%	15.1%	15.9%	16.6%
% of FP17s for the same patient ID Re-attending between 3 & 9 months - Children	81	264	30.7%	58.7%	58.6%	57.5%
% of FP17s for the same patient ID Re-attending between 3 & 9 months - Adults	28	188	14.9%	49.8%	51.5%	50.4%
% of FP17s for Band 1 Urgent Courses	90	448	20.1%	9.5%	8.0%	9.1%
% of FP17s Relating to Free Repair or Replacements	0	448	0.0%	0.9%	0.8%	0.8%
% of FP17s Relating to Continuations	1	448	0.2%	1.3%	1.2%	1.3%
% of Patients satisfied with the dentistry they have received	0	0	N/A	92.0%	92.8%	92.7%
% of Patients satisfied with the time they had to wait for an appointment	0	0	N/A	86.7%	89.2%	88.8%

* This is based on patients treated on this contract for their most recent course of treatment. Figures in italics indicate the base number of FP17s or Patient Questionnaire responses are less than 100. N/A is shown where the base number of responses is less than 10 during the period. % is calculated as Quantity/Base number*100

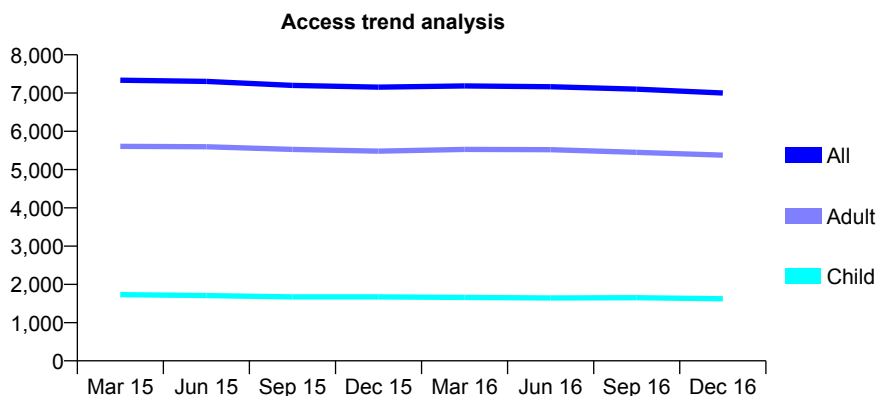
Q56 - Vital Signs At a Glance Contract Report for 171239/0001 - December 2016

Name or company name	The Loddon Dental Practice
Contract type name	GDS Contract
Purpose of contract	General and Orthodontic
Contract start date	13/10/2007
Contract end date	

16/17 Contracted general activity (UDA)	19,777
Carry forward general activity (UDA)	0
16/17 Contracted orthodontic activity (UOA)	579
Carry forward orthodontic activity (UOA)	6
Baseline contract value	£518,733.46

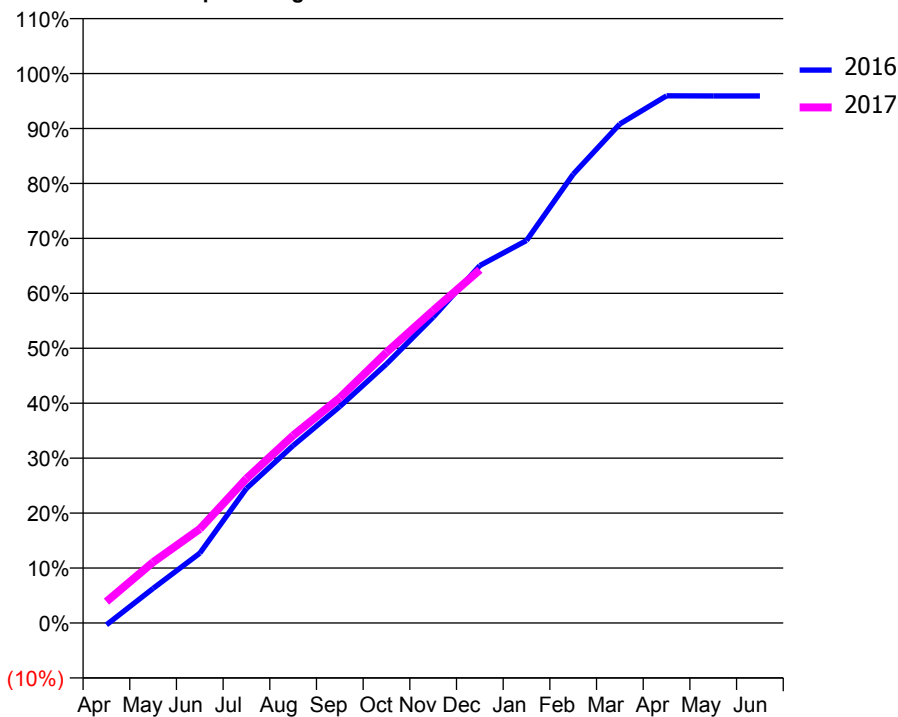
ACCESS*

Patients seen in 24 months	Total	Change since previous quarter
Quarter ending December 2015	7,153	
Quarter ending March 2016	7,185	→
Quarter ending June 2016	7,165	→
Quarter ending September 2016	7,101	→
Quarter ending December 2016	7,001	↓
Variance since December 2015	(2.1%)	↓



ACTIVITY

Cumulative percentage of contracted UDA delivered 2016 & 2017



Month	Adjusted Scheduled Activity (UDA)	
	2016	2017
April	-68	770
May	1,245	2,193
June	2,512	3,384
July	4,843	5,202
August	6,387	6,751
September	7,790	8,107
October	9,323	9,738
November	11,009	11,246
December	12,863	12,712
January	13,766	
February	16,150	
March	17,959	
April	18,972	
May	18,969	
June	18,969	

QUALITY

	Quantity	Base Number	Contract	AT	Region	England
% of FP17s for the same patient ID Re-attending within 3 months - Children	154	1,874	8.2%	11.3%	12.1%	12.4%
% of FP17s for the same patient ID Re-attending within 3 months - Adults	761	5,637	13.5%	15.1%	15.9%	16.6%
% of FP17s for the same patient ID Re-attending between 3 & 9 months - Children	1,057	1,874	56.4%	58.7%	58.6%	57.5%
% of FP17s for the same patient ID Re-attending between 3 & 9 months - Adults	2,842	5,637	50.4%	49.8%	51.5%	50.4%
% of FP17s for Band 1 Urgent Courses	503	7,070	7.1%	9.5%	8.0%	9.1%
% of FP17s Relating to Free Repair or Replacements	32	7,070	0.5%	0.9%	0.8%	0.8%
% of FP17s Relating to Continuations	131	7,070	1.9%	1.3%	1.2%	1.3%
% of Patients satisfied with the dentistry they have received	25	27	92.6%	92.0%	92.8%	92.7%
% of Patients satisfied with the time they had to wait for an appointment	21	27	77.8%	86.7%	89.2%	88.8%

* This is based on patients treated on this contract for their most recent course of treatment. Figures in italics indicate the base number of FP17s or Patient Questionnaire responses are less than 100. N/A is shown where the base number of responses is less than 10 during the period. % is calculated as Quantity/Base number*100

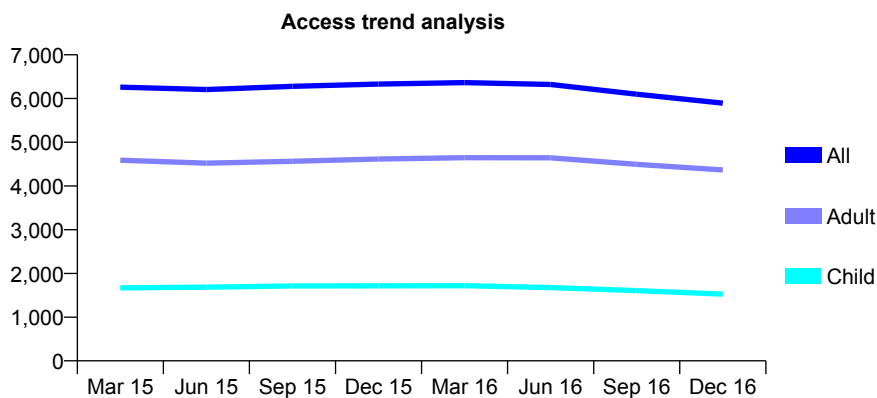
Q56 - Vital Signs At a Glance Contract Report for 171611/0001 - December 2016

Name or company name	Unnati Limited
Contract type name	GDS Contract
Purpose of contract	General
Contract start date	01/04/2010
Contract end date	

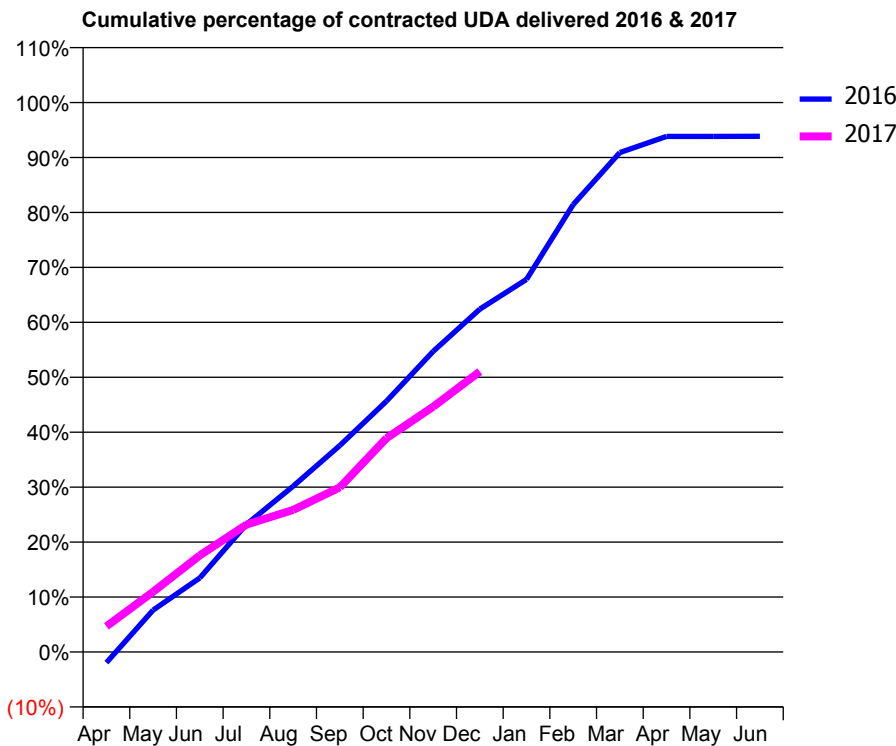
16/17 Contracted general activity (UDA)	22,500
Carry forward general activity (UDA)	0
16/17 Contracted orthodontic activity (UOA)	0
Carry forward orthodontic activity (UOA)	0
Baseline contract value	£777,555.53

ACCESS*

Patients seen in 24 months	Total	Change since previous quarter
Quarter ending December 2015	6,331	
Quarter ending March 2016	6,365	→
Quarter ending June 2016	6,320	→
Quarter ending September 2016	6,100	↓
Quarter ending December 2016	5,893	↓
Variance since December 2015	(6.9%)	↓



ACTIVITY



Month	Adjusted Scheduled Activity (UDA)	
	2016	2017
April	-438	1,051
May	1,716	2,466
June	3,031	3,955
July	5,226	5,215
August	6,790	5,817
September	8,455	6,742
October	10,274	8,757
November	12,307	10,041
December	14,041	11,484
January	15,257	
February	18,323	
March	20,449	
April	21,113	
May	21,113	
June	21,114	

QUALITY

	Quantity	Base Number	Contract	AT	Region	England
% of FP17s for the same patient ID Re-attending within 3 months - Children	114	1,381	8.3%	11.3%	12.1%	12.4%
% of FP17s for the same patient ID Re-attending within 3 months - Adults	646	4,400	14.7%	15.1%	15.9%	16.6%
% of FP17s for the same patient ID Re-attending between 3 & 9 months - Children	876	1,381	63.4%	58.7%	58.6%	57.5%
% of FP17s for the same patient ID Re-attending between 3 & 9 months - Adults	2,819	4,400	64.1%	49.8%	51.5%	50.4%
% of FP17s for Band 1 Urgent Courses	230	5,543	4.1%	9.5%	8.0%	9.1%
% of FP17s Relating to Free Repair or Replacements	41	5,543	0.7%	0.9%	0.8%	0.8%
% of FP17s Relating to Continuations	199	5,543	3.6%	1.3%	1.2%	1.3%
% of Patients satisfied with the dentistry they have received	3	3	N/A	92.0%	92.8%	92.7%
% of Patients satisfied with the time they had to wait for an appointment	2	3	N/A	86.7%	89.2%	88.8%

* This is based on patients treated on this contract for their most recent course of treatment. Figures in italics indicate the base number of FP17s or Patient Questionnaire responses are less than 100. N/A is shown where the base number of responses is less than 10 during the period. % is calculated as Quantity/Base number*100

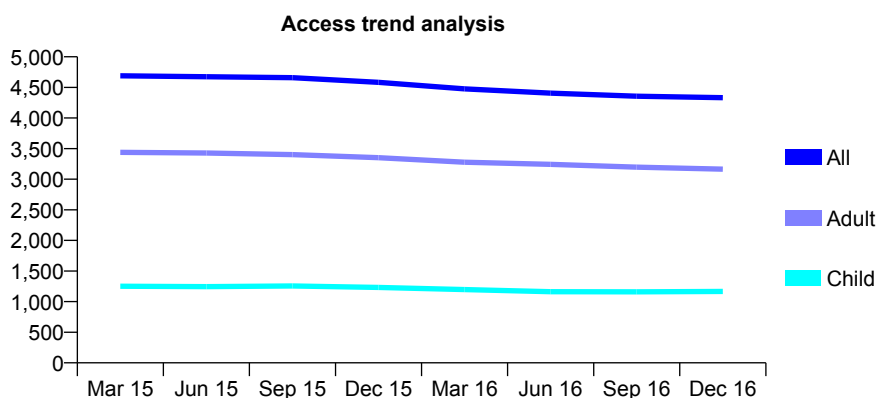
Q56 - Vital Signs At a Glance Contract Report for 173495/0001 - December 2016

Name or company name	West Earham Dental Health Practice Limited
Contract type name	Pilot Contract
Purpose of contract	General
Contract start date	01/01/2012
Contract end date	

16/17 Contracted general activity (UDA)	15,830
Carry forward general activity (UDA)	0
16/17 Contracted orthodontic activity (UOA)	0
Carry forward orthodontic activity (UOA)	0
Baseline contract value	£351,030.78

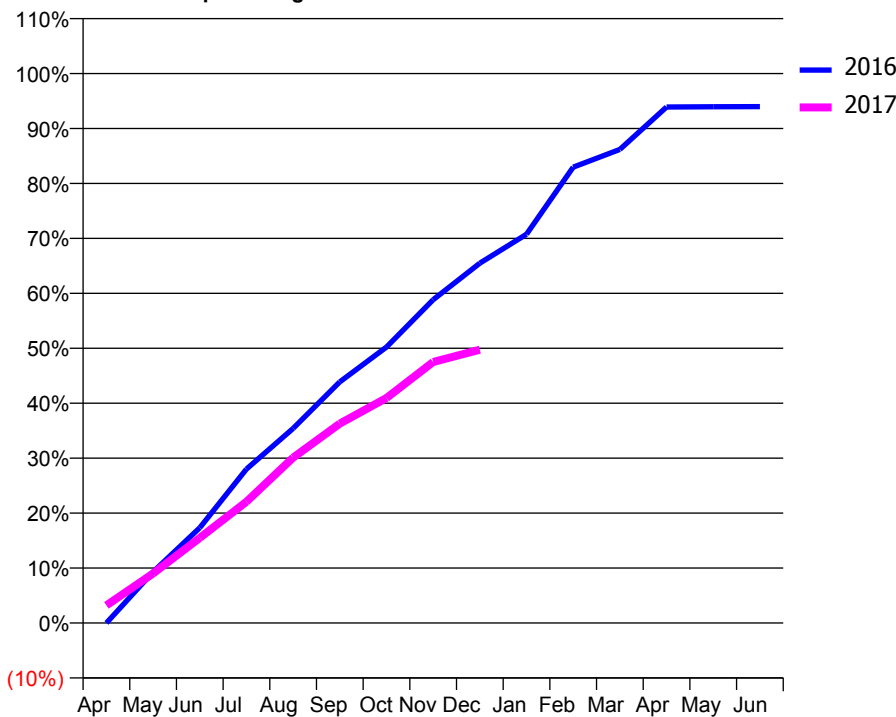
ACCESS*

Patients seen in 24 months	Total	Change since previous quarter
Quarter ending December 2015	4,582	
Quarter ending March 2016	4,476	↓
Quarter ending June 2016	4,406	↓
Quarter ending September 2016	4,357	↓
Quarter ending December 2016	4,332	→
Variance since December 2015	(5.5%)	↓



ACTIVITY

Cumulative percentage of contracted UDA delivered 2016 & 2017



Adjusted Scheduled Activity (UDA)

Month	2016	2017
April	0	508
May	1,473	1,429
June	2,743	2,451
July	4,434	3,492
August	5,608	4,764
September	6,948	5,744
October	7,949	6,483
November	9,314	7,519
December	10,367	7,872
January	11,199	
February	13,131	
March	13,644	
April	14,866	
May	14,873	
June	14,876	

QUALITY

	Quantity	Base Number	Contract	AT	Region	England
% of FP17s for the same patient ID Re-attending within 3 months - Children	112	1,397	8.0%	11.3%	12.1%	12.4%
% of FP17s for the same patient ID Re-attending within 3 months - Adults	438	3,204	13.7%	15.1%	15.9%	16.6%
% of FP17s for the same patient ID Re-attending between 3 & 9 months - Children	974	1,397	69.7%	58.7%	58.6%	57.5%
% of FP17s for the same patient ID Re-attending between 3 & 9 months - Adults	1,769	3,204	55.2%	49.8%	51.5%	50.4%
% of FP17s for Band 1 Urgent Courses	349	3,934	8.9%	9.5%	8.0%	9.1%
% of FP17s Relating to Free Repair or Replacements	51	3,934	1.3%	0.9%	0.8%	0.8%
% of FP17s Relating to Continuations	70	3,934	1.8%	1.3%	1.2%	1.3%
% of Patients satisfied with the dentistry they have received	3	4	N/A	92.0%	92.8%	92.7%
% of Patients satisfied with the time they had to wait for an appointment	4	4	N/A	86.7%	89.2%	88.8%

* This is based on patients treated on this contract for their most recent course of treatment. Figures in italics indicate the base number of FP17s or Patient Questionnaire responses are less than 100. N/A is shown where the base number of responses is less than 10 during the period. % is calculated as Quantity/Base number*100

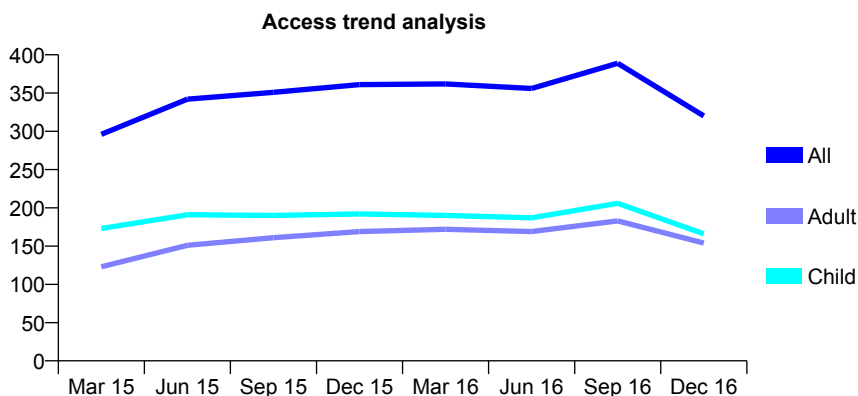
Q56 - Vital Signs At a Glance Contract Report for 173835/0001 - December 2016

Name or company name	Ian Wood, Julian Perry and Edward Coyle
Contract type name	GDS Contract
Purpose of contract	General
Contract start date	01/12/2013
Contract end date	

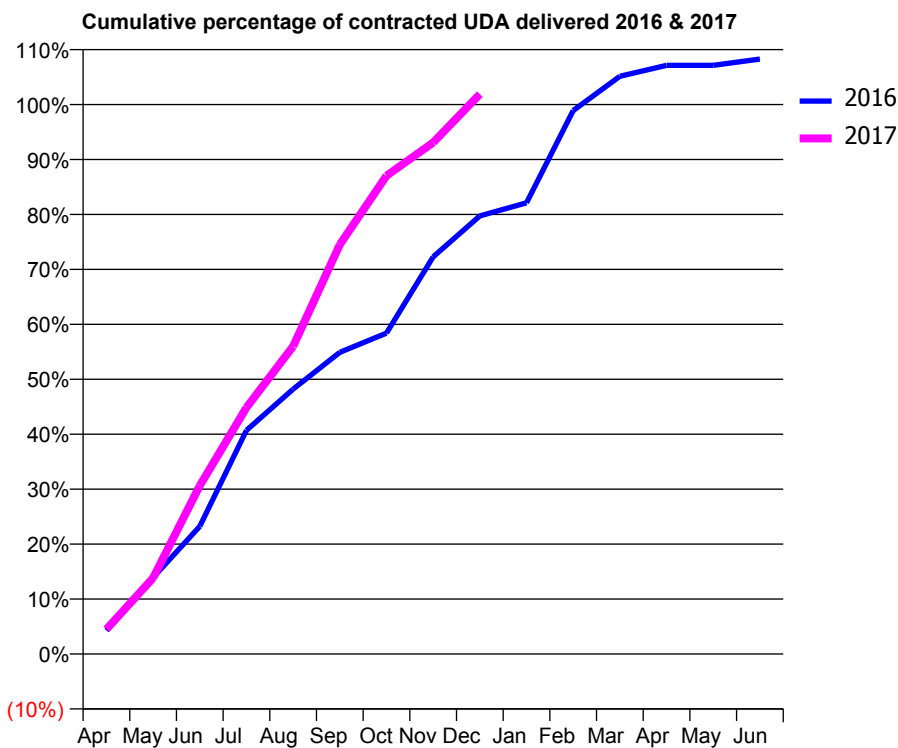
16/17 Contracted general activity (UDA)	800
Carry forward general activity (UDA)	-16
16/17 Contracted orthodontic activity (UOA)	0
Carry forward orthodontic activity (UOA)	0
Baseline contract value	£16,762.52

ACCESS*

Patients seen in 24 months	Total	Change since previous quarter
Quarter ending December 2015	361	
Quarter ending March 2016	362	→
Quarter ending June 2016	356	↓
Quarter ending September 2016	389	↑
Quarter ending December 2016	320	↓
Variance since December 2015	(11.4%)	↓



ACTIVITY



Month	Adjusted Scheduled Activity (UDA)	
	2016	2017
April	34	36
May	111	111
June	186	245
July	326	359
August	386	448
September	439	596
October	467	696
November	578	745
December	638	815
January	657	
February	791	
March	841	
April	857	
May	857	
June	866	

QUALITY

	Quantity	Base Number	Contract	AT	Region	England
% of FP17s for the same patient ID Re-attending within 3 months - Children	14	196	7.1%	11.3%	12.1%	12.4%
% of FP17s for the same patient ID Re-attending within 3 months - Adults	17	165	10.3%	15.1%	15.9%	16.6%
% of FP17s for the same patient ID Re-attending between 3 & 9 months - Children	51	196	26.0%	58.7%	58.6%	57.5%
% of FP17s for the same patient ID Re-attending between 3 & 9 months - Adults	66	165	40.0%	49.8%	51.5%	50.4%
% of FP17s for Band 1 Urgent Courses	25	342	7.3%	9.5%	8.0%	9.1%
% of FP17s Relating to Free Repair or Replacements	0	342	0.0%	0.9%	0.8%	0.8%
% of FP17s Relating to Continuations	0	342	0.0%	1.3%	1.2%	1.3%
% of Patients satisfied with the dentistry they have received	0	0	N/A	92.0%	92.8%	92.7%
% of Patients satisfied with the time they had to wait for an appointment	0	0	N/A	86.7%	89.2%	88.8%

* This is based on patients treated on this contract for their most recent course of treatment. Figures in italics indicate the base number of FP17s or Patient Questionnaire responses are less than 100. N/A is shown where the base number of responses is less than 10 during the period. % is calculated as Quantity/Base number*100

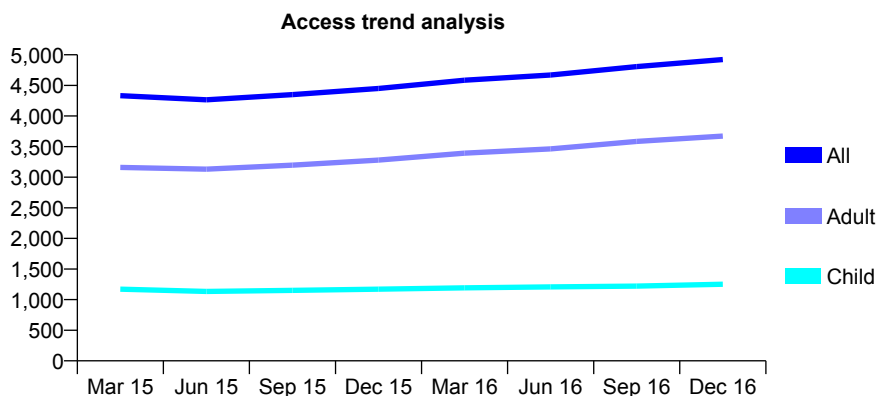
Q56 - Vital Signs At a Glance Contract Report for 174173/0002 - December 2016

Name or company name	Advance Dental Health Limited
Contract type name	GDS Contract
Purpose of contract	General
Contract start date	01/11/2011
Contract end date	

16/17 Contracted general activity (UDA)	13,500
Carry forward general activity (UDA)	286
16/17 Contracted orthodontic activity (UOA)	0
Carry forward orthodontic activity (UOA)	0
Baseline contract value	£328,395.94

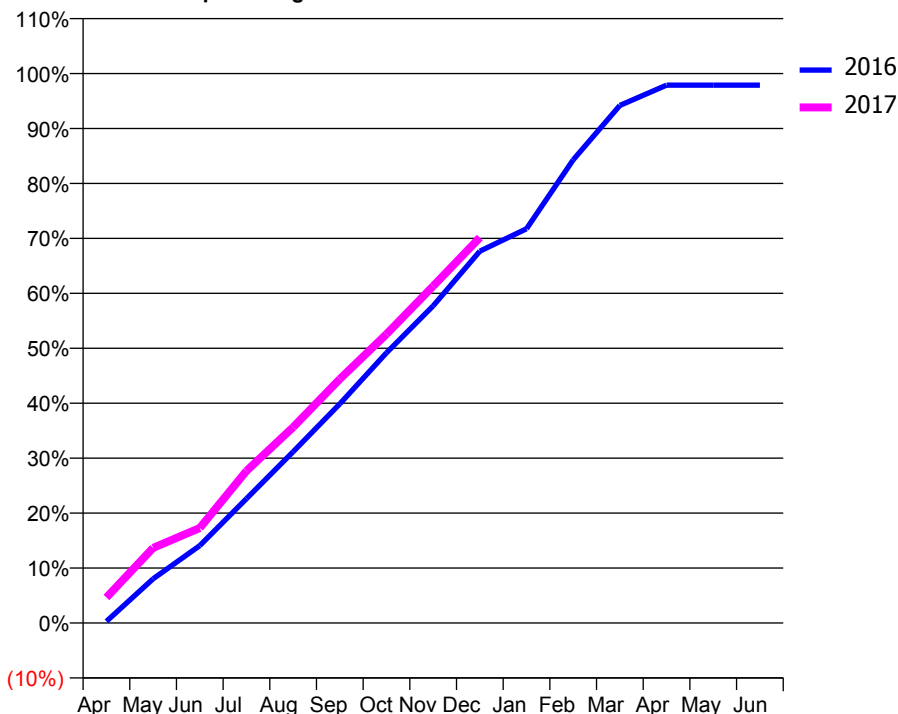
ACCESS*

Patients seen in 24 months	Total	Change since previous quarter
Quarter ending December 2015	4,450	
Quarter ending March 2016	4,585	↑
Quarter ending June 2016	4,670	→
Quarter ending September 2016	4,808	↑
Quarter ending December 2016	4,923	↑
Variance since December 2015	10.6%	↑



ACTIVITY

Cumulative percentage of contracted UDA delivered 2016 & 2017



Month	Adjusted Scheduled Activity (UDA)	
	2016	2017
April	41	627
May	1,087	1,848
June	1,903	2,333
July	3,055	3,738
August	4,209	4,812
September	5,383	5,994
October	6,638	7,096
November	7,792	8,276
December	9,135	9,469
January	9,686	
February	11,380	
March	12,715	
April	13,214	
May	13,214	
June	13,214	

QUALITY

	Quantity	Base Number	Contract	AT	Region	England
% of FP17s for the same patient ID Re-attending within 3 months - Children	70	1,159	6.0%	11.3%	12.1%	12.4%
% of FP17s for the same patient ID Re-attending within 3 months - Adults	559	3,542	15.8%	15.1%	15.9%	16.6%
% of FP17s for the same patient ID Re-attending between 3 & 9 months - Children	495	1,159	42.7%	58.7%	58.6%	57.5%
% of FP17s for the same patient ID Re-attending between 3 & 9 months - Adults	1,607	3,542	45.4%	49.8%	51.5%	50.4%
% of FP17s for Band 1 Urgent Courses	294	4,559	6.4%	9.5%	8.0%	9.1%
% of FP17s Relating to Free Repair or Replacements	41	4,559	0.9%	0.9%	0.8%	0.8%
% of FP17s Relating to Continuations	122	4,559	2.7%	1.3%	1.2%	1.3%
% of Patients satisfied with the dentistry they have received	5	5	N/A	92.0%	92.8%	92.7%
% of Patients satisfied with the time they had to wait for an appointment	4	5	N/A	86.7%	89.2%	88.8%

* This is based on patients treated on this contract for their most recent course of treatment. Figures in italics indicate the base number of FP17s or Patient Questionnaire responses are less than 100. N/A is shown where the base number of responses is less than 10 during the period. % is calculated as Quantity/Base number*100

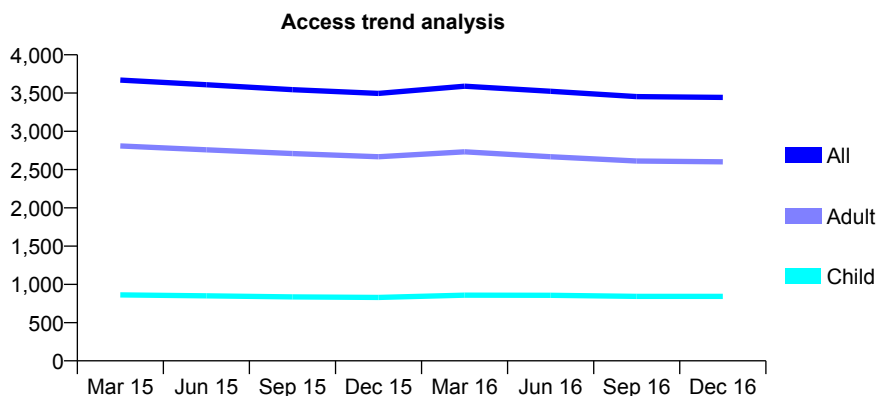
Q56 - Vital Signs At a Glance Contract Report for 174173/0003 - December 2016

Name or company name	Advance Dental Health Limited
Contract type name	GDS Contract
Purpose of contract	General
Contract start date	01/11/2011
Contract end date	

16/17 Contracted general activity (UDA)	12,120
Carry forward general activity (UDA)	251
16/17 Contracted orthodontic activity (UOA)	0
Carry forward orthodontic activity (UOA)	0
Baseline contract value	£288,742.52

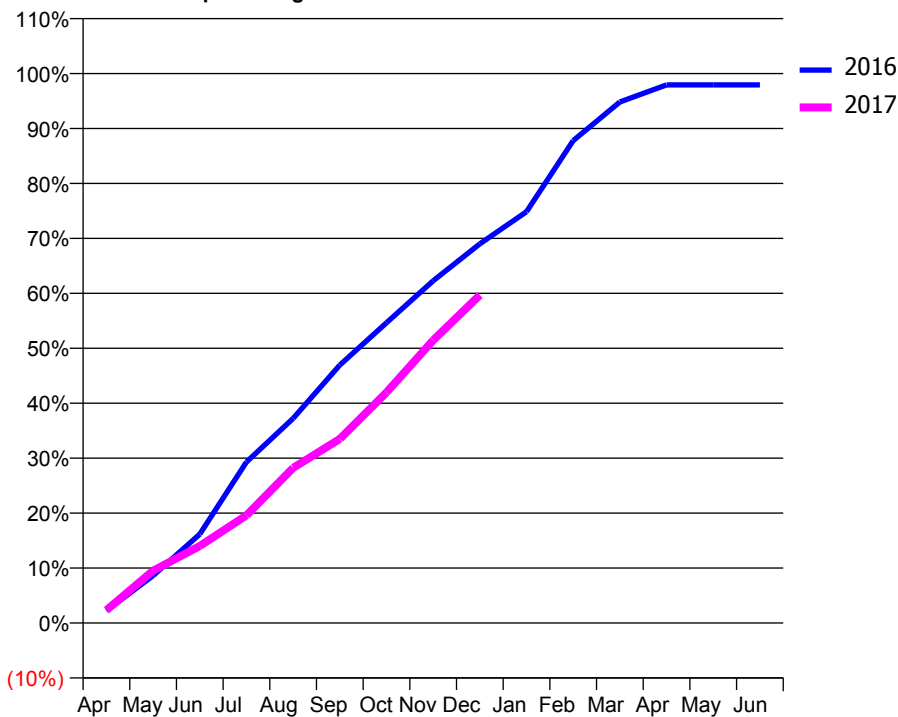
ACCESS*

Patients seen in 24 months	Total	Change since previous quarter
Quarter ending December 2015	3,495	
Quarter ending March 2016	3,590	↑
Quarter ending June 2016	3,524	↓
Quarter ending September 2016	3,453	↓
Quarter ending December 2016	3,444	→
Variance since December 2015	(1.5%)	↓



ACTIVITY

Cumulative percentage of contracted UDA delivered 2016 & 2017



Month	Adjusted Scheduled Activity (UDA)	
	2016	2017
April	271	285
May	1,047	1,154
June	1,960	1,700
July	3,552	2,375
August	4,512	3,422
September	5,688	4,062
October	6,622	5,088
November	7,550	6,236
December	8,363	7,234
January	9,073	
February	10,641	
March	11,492	
April	11,869	
May	11,869	
June	11,869	

QUALITY

	Quantity	Base Number	Contract	AT	Region	England
% of FP17s for the same patient ID Re-attending within 3 months - Children	72	777	9.3%	11.3%	12.1%	12.4%
% of FP17s for the same patient ID Re-attending within 3 months - Adults	396	2,269	17.5%	15.1%	15.9%	16.6%
% of FP17s for the same patient ID Re-attending between 3 & 9 months - Children	330	777	42.5%	58.7%	58.6%	57.5%
% of FP17s for the same patient ID Re-attending between 3 & 9 months - Adults	945	2,269	41.6%	49.8%	51.5%	50.4%
% of FP17s for Band 1 Urgent Courses	383	2,893	13.2%	9.5%	8.0%	9.1%
% of FP17s Relating to Free Repair or Replacements	38	2,893	1.3%	0.9%	0.8%	0.8%
% of FP17s Relating to Continuations	81	2,893	2.8%	1.3%	1.2%	1.3%
% of Patients satisfied with the dentistry they have received	4	5	N/A	92.0%	92.8%	92.7%
% of Patients satisfied with the time they had to wait for an appointment	3	5	N/A	86.7%	89.2%	88.8%

* This is based on patients treated on this contract for their most recent course of treatment. Figures in italics indicate the base number of FP17s or Patient Questionnaire responses are less than 100. N/A is shown where the base number of responses is less than 10 during the period. % is calculated as Quantity/Base number*100

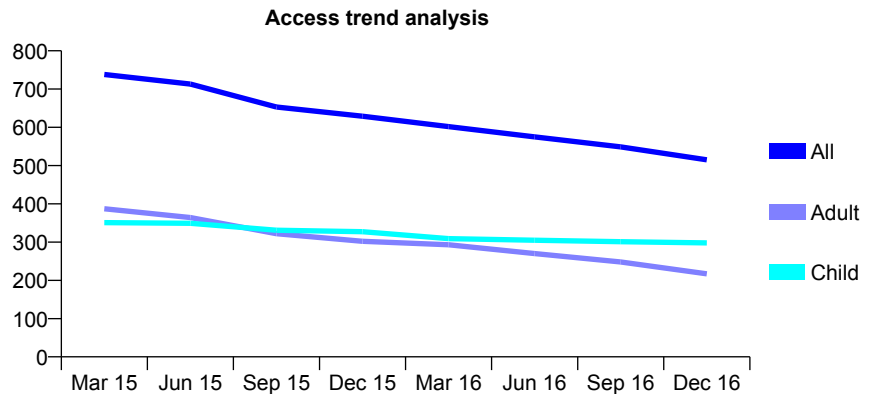
Q56 - Vital Signs At a Glance Contract Report for 175196/0001 - December 2016

Name or company name	Christchurch Dental Practice Ltd
Contract type name	PDS Contract
Purpose of contract	General
Contract start date	01/06/2010
Contract end date	31/03/2018

16/17 Contracted general activity (UDA)	1,100
Carry forward general activity (UDA)	0
16/17 Contracted orthodontic activity (UOA)	0
Carry forward orthodontic activity (UOA)	0
Baseline contract value	£28,605.01

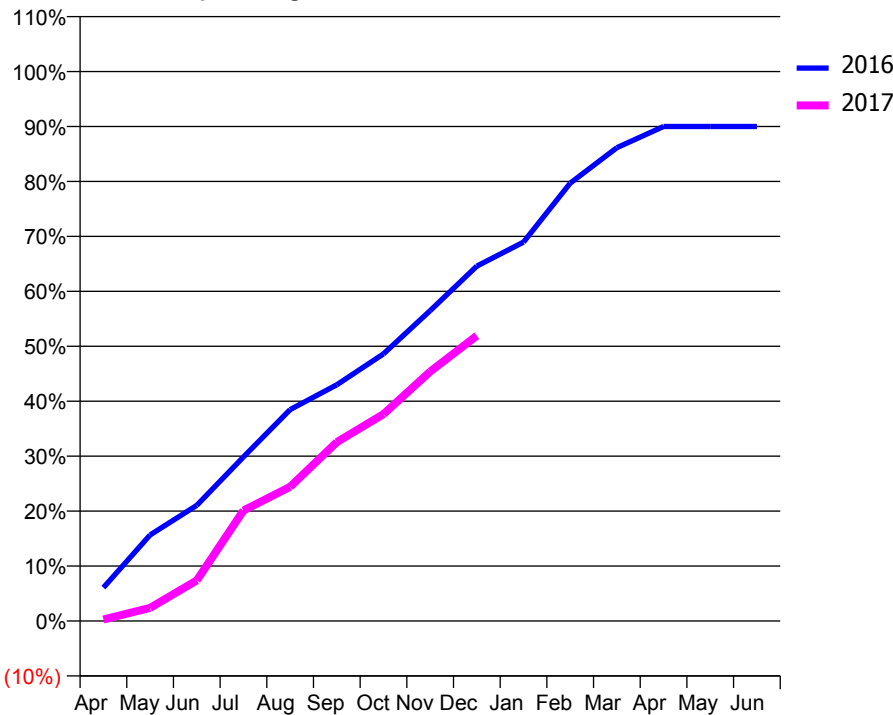
ACCESS*

Patients seen in 24 months	Total	Change since previous quarter
Quarter ending December 2015	629	
Quarter ending March 2016	602	↓
Quarter ending June 2016	575	↓
Quarter ending September 2016	549	↓
Quarter ending December 2016	515	↓
Variance since December 2015	(18.1%)	↓



ACTIVITY

Cumulative percentage of contracted UDA delivered 2016 & 2017



Month	Adjusted Scheduled Activity (UDA)	
	2016	2017
April	67	3
May	172	26
June	232	81
July	328	221
August	423	269
September	473	358
October	535	414
November	621	499
December	710	571
January	759	
February	877	
March	948	
April	990	
May	990	
June	990	

QUALITY

	Quantity	Base Number	Contract	AT	Region	England
% of FP17s for the same patient ID Re-attending within 3 months - Children	32	368	8.7%	11.3%	12.1%	12.4%
% of FP17s for the same patient ID Re-attending within 3 months - Adults	8	86	9.3%	15.1%	15.9%	16.6%
% of FP17s for the same patient ID Re-attending between 3 & 9 months - Children	237	368	64.4%	58.7%	58.6%	57.5%
% of FP17s for the same patient ID Re-attending between 3 & 9 months - Adults	35	86	40.7%	49.8%	51.5%	50.4%
% of FP17s for Band 1 Urgent Courses	26	416	6.3%	9.5%	8.0%	9.1%
% of FP17s Relating to Free Repair or Replacements	0	416	0.0%	0.9%	0.8%	0.8%
% of FP17s Relating to Continuations	0	416	0.0%	1.3%	1.2%	1.3%
% of Patients satisfied with the dentistry they have received	0	0	N/A	92.0%	92.8%	92.7%
% of Patients satisfied with the time they had to wait for an appointment	0	0	N/A	86.7%	89.2%	88.8%

* This is based on patients treated on this contract for their most recent course of treatment. Figures in italics indicate the base number of FP17s or Patient Questionnaire responses are less than 100. N/A is shown where the base number of responses is less than 10 during the period. % is calculated as Quantity/Base number*100

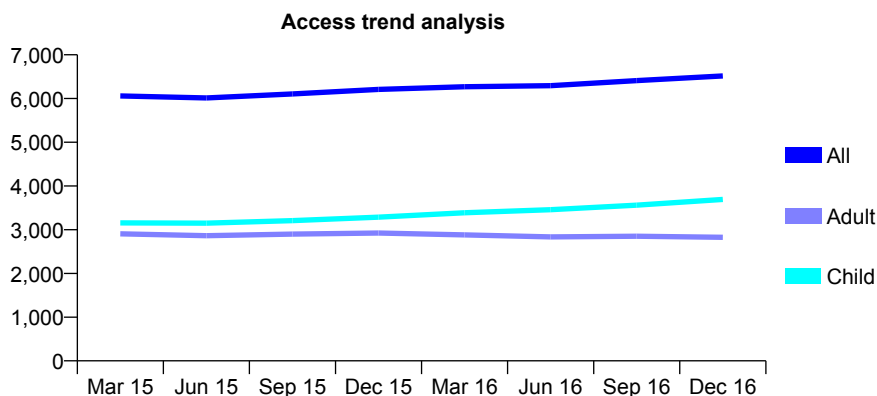
Q56 - Vital Signs At a Glance Contract Report for 175900/0002 - December 2016

Name or company name	Sprinz-Victorova
Contract type name	GDS Contract
Purpose of contract	General
Contract start date	01/04/2010
Contract end date	

16/17 Contracted general activity (UDA)	19,896
Carry forward general activity (UDA)	-262
16/17 Contracted orthodontic activity (UOA)	0
Carry forward orthodontic activity (UOA)	0
Baseline contract value	£478,913.84

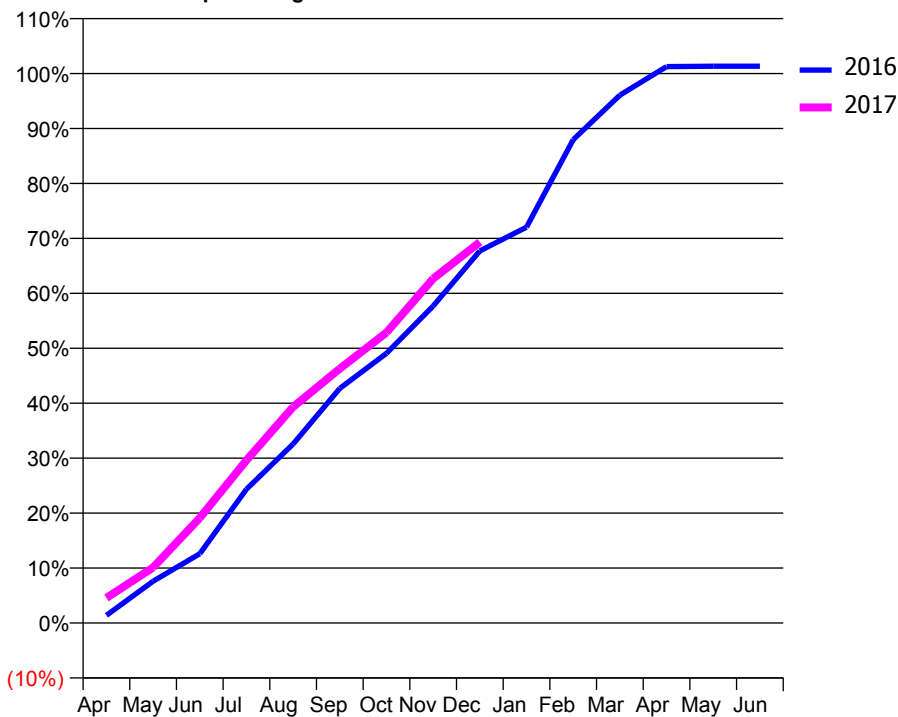
ACCESS*

Patients seen in 24 months	Total	Change since previous quarter
Quarter ending December 2015	6,209	
Quarter ending March 2016	6,268	→
Quarter ending June 2016	6,293	→
Quarter ending September 2016	6,411	→
Quarter ending December 2016	6,518	→
Variance since December 2015	5.0%	↑



ACTIVITY

Cumulative percentage of contracted UDA delivered 2016 & 2017



Month	Adjusted Scheduled Activity (UDA)	
	2016	2017
April	278	909
May	1,515	2,011
June	2,510	3,809
July	4,847	5,891
August	6,481	7,823
September	8,493	9,209
October	9,765	10,519
November	11,479	12,470
December	13,472	13,793
January	14,331	
February	17,501	
March	19,111	
April	20,144	
May	20,160	
June	20,158	

QUALITY

	Quantity	Base Number	Contract	AT	Region	England
% of FP17s for the same patient ID Re-attending within 3 months - Children	250	4,403	5.7%	11.3%	12.1%	12.4%
% of FP17s for the same patient ID Re-attending within 3 months - Adults	411	2,569	16.0%	15.1%	15.9%	16.6%
% of FP17s for the same patient ID Re-attending between 3 & 9 months - Children	2,702	4,403	61.4%	58.7%	58.6%	57.5%
% of FP17s for the same patient ID Re-attending between 3 & 9 months - Adults	1,450	2,569	56.4%	49.8%	51.5%	50.4%
% of FP17s for Band 1 Urgent Courses	409	6,510	6.3%	9.5%	8.0%	9.1%
% of FP17s Relating to Free Repair or Replacements	1	6,510	0.0%	0.9%	0.8%	0.8%
% of FP17s Relating to Continuations	2	6,510	0.0%	1.3%	1.2%	1.3%
% of Patients satisfied with the dentistry they have received	11	11	100.0%	92.0%	92.8%	92.7%
% of Patients satisfied with the time they had to wait for an appointment	9	11	81.8%	86.7%	89.2%	88.8%

* This is based on patients treated on this contract for their most recent course of treatment. Figures in italics indicate the base number of FP17s or Patient Questionnaire responses are less than 100. N/A is shown where the base number of responses is less than 10 during the period. % is calculated as Quantity/Base number*100

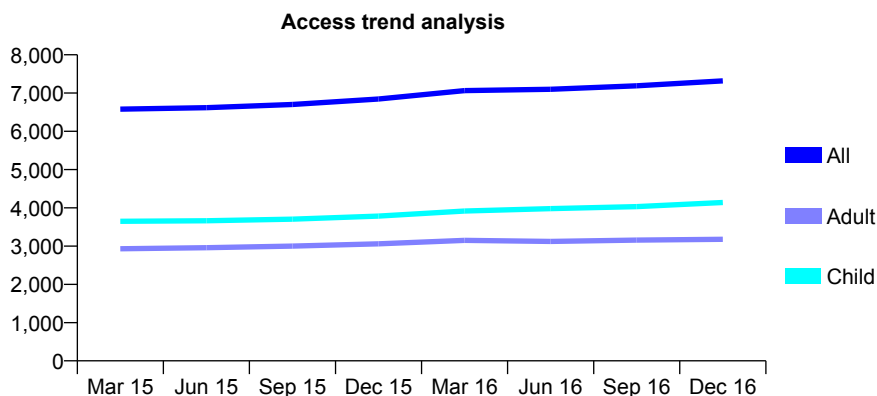
Q56 - Vital Signs At a Glance Contract Report for 175900/0003 - December 2016

Name or company name	Sprinz-Victorova
Contract type name	GDS Contract
Purpose of contract	General
Contract start date	01/04/2010
Contract end date	

16/17 Contracted general activity (UDA)	20,573
Carry forward general activity (UDA)	-385
16/17 Contracted orthodontic activity (UOA)	0
Carry forward orthodontic activity (UOA)	0
Baseline contract value	£427,792.82

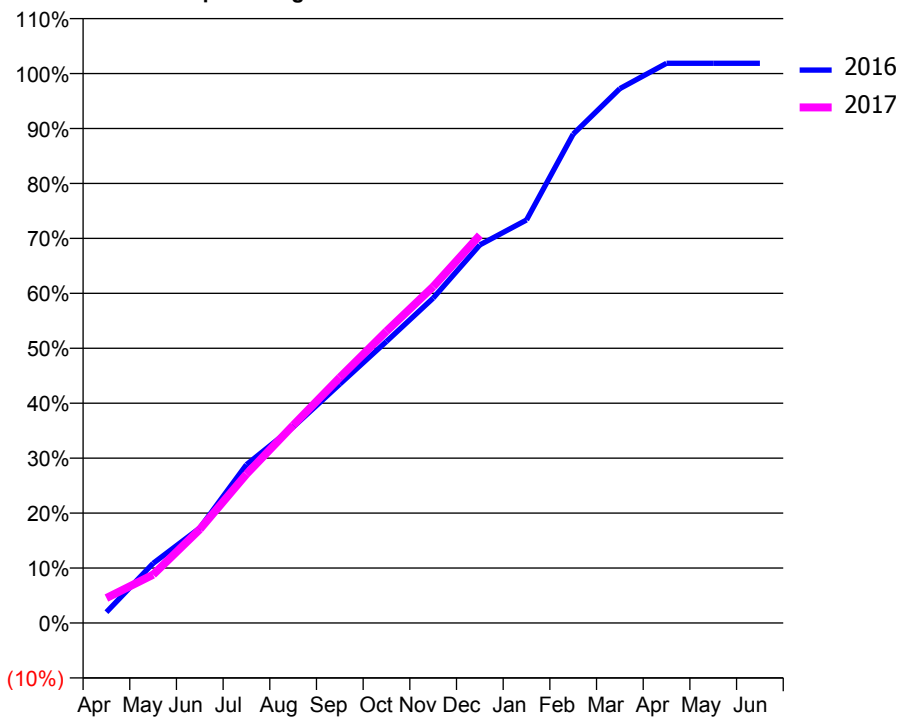
ACCESS*

Patients seen in 24 months	Total	Change since previous quarter
Quarter ending December 2015	6,843	
Quarter ending March 2016	7,064	↑
Quarter ending June 2016	7,099	→
Quarter ending September 2016	7,188	→
Quarter ending December 2016	7,317	→
Variance since December 2015	6.9%	↑



ACTIVITY

Cumulative percentage of contracted UDA delivered 2016 & 2017



Month	Adjusted Scheduled Activity (UDA)	
	2016	2017
April	407	937
May	2,234	1,808
June	3,559	3,509
July	5,929	5,575
August	7,336	7,400
September	8,943	9,195
October	10,543	10,928
November	12,165	12,596
December	14,158	14,520
January	15,090	
February	18,304	
March	20,007	
April	20,954	
May	20,956	
June	20,958	

QUALITY

	Quantity	Base Number	Contract	AT	Region	England
% of FP17s for the same patient ID Re-attending within 3 months - Children	365	4,839	7.5%	11.3%	12.1%	12.4%
% of FP17s for the same patient ID Re-attending within 3 months - Adults	566	2,839	19.9%	15.1%	15.9%	16.6%
% of FP17s for the same patient ID Re-attending between 3 & 9 months - Children	2,942	4,839	60.8%	58.7%	58.6%	57.5%
% of FP17s for the same patient ID Re-attending between 3 & 9 months - Adults	1,473	2,839	51.9%	49.8%	51.5%	50.4%
% of FP17s for Band 1 Urgent Courses	585	7,205	8.1%	9.5%	8.0%	9.1%
% of FP17s Relating to Free Repair or Replacements	0	7,205	0.0%	0.9%	0.8%	0.8%
% of FP17s Relating to Continuations	0	7,205	0.0%	1.3%	1.2%	1.3%
% of Patients satisfied with the dentistry they have received	6	9	N/A	92.0%	92.8%	92.7%
% of Patients satisfied with the time they had to wait for an appointment	4	9	N/A	86.7%	89.2%	88.8%

* This is based on patients treated on this contract for their most recent course of treatment. Figures in italics indicate the base number of FP17s or Patient Questionnaire responses are less than 100. N/A is shown where the base number of responses is less than 10 during the period. % is calculated as Quantity/Base number*100

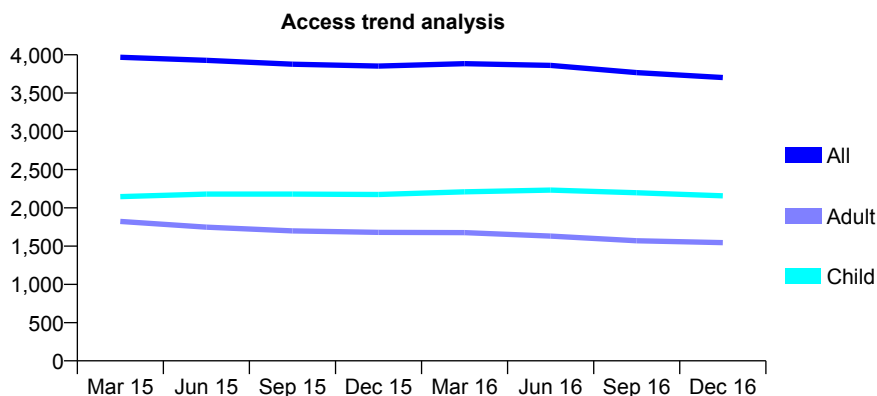
Q56 - Vital Signs At a Glance Contract Report for 175900/0004 - December 2016

Name or company name	Sprinz-Victorova
Contract type name	GDS Contract
Purpose of contract	General
Contract start date	01/04/2010
Contract end date	

16/17 Contracted general activity (UDA)	10,449
Carry forward general activity (UDA)	-30
16/17 Contracted orthodontic activity (UOA)	0
Carry forward orthodontic activity (UOA)	0
Baseline contract value	£264,849.35

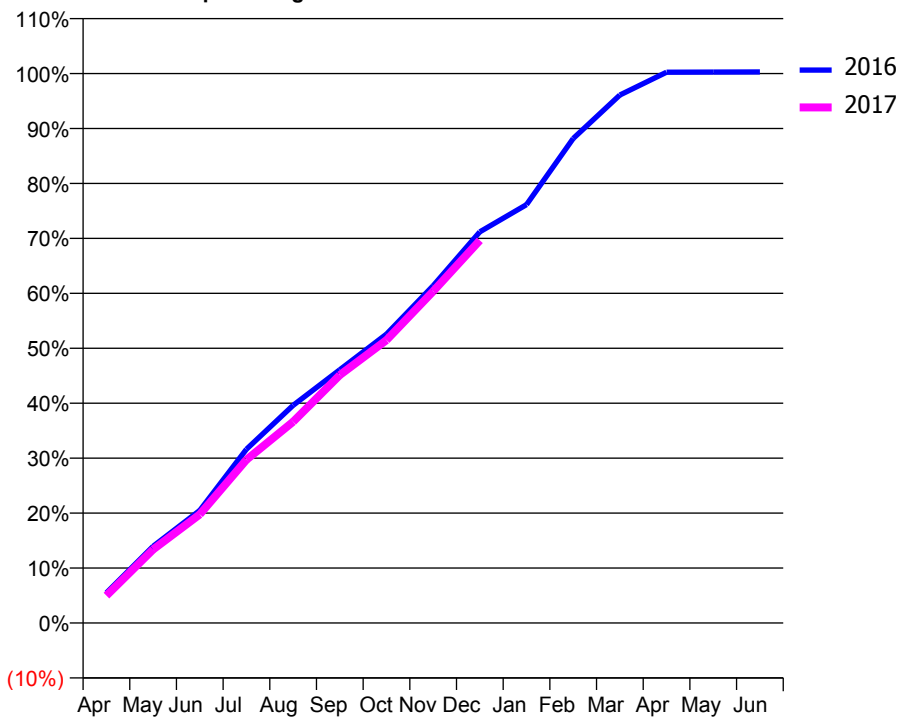
ACCESS*

Patients seen in 24 months	Total	Change since previous quarter
Quarter ending December 2015	3,853	
Quarter ending March 2016	3,884	→
Quarter ending June 2016	3,861	→
Quarter ending September 2016	3,767	↓
Quarter ending December 2016	3,702	↓
Variance since December 2015	(3.9%)	↓



ACTIVITY

Cumulative percentage of contracted UDA delivered 2016 & 2017



Month	Adjusted Scheduled Activity (UDA)	
	2016	2017
April	573	521
May	1,460	1,399
June	2,141	2,066
July	3,304	3,105
August	4,138	3,828
September	4,817	4,714
October	5,492	5,379
November	6,413	6,308
December	7,439	7,276
January	7,957	
February	9,212	
March	10,041	
April	10,473	
May	10,475	
June	10,479	

QUALITY

	Quantity	Base Number	Contract	AT	Region	England
% of FP17s for the same patient ID Re-attending within 3 months - Children	206	2,546	8.1%	11.3%	12.1%	12.4%
% of FP17s for the same patient ID Re-attending within 3 months - Adults	266	1,447	18.4%	15.1%	15.9%	16.6%
% of FP17s for the same patient ID Re-attending between 3 & 9 months - Children	1,583	2,546	62.2%	58.7%	58.6%	57.5%
% of FP17s for the same patient ID Re-attending between 3 & 9 months - Adults	802	1,447	55.4%	49.8%	51.5%	50.4%
% of FP17s for Band 1 Urgent Courses	334	3,773	8.9%	9.5%	8.0%	9.1%
% of FP17s Relating to Free Repair or Replacements	0	3,773	0.0%	0.9%	0.8%	0.8%
% of FP17s Relating to Continuations	0	3,773	0.0%	1.3%	1.2%	1.3%
% of Patients satisfied with the dentistry they have received	3	3	N/A	92.0%	92.8%	92.7%
% of Patients satisfied with the time they had to wait for an appointment	3	3	N/A	86.7%	89.2%	88.8%

* This is based on patients treated on this contract for their most recent course of treatment. Figures in italics indicate the base number of FP17s or Patient Questionnaire responses are less than 100. N/A is shown where the base number of responses is less than 10 during the period. % is calculated as Quantity/Base number*100

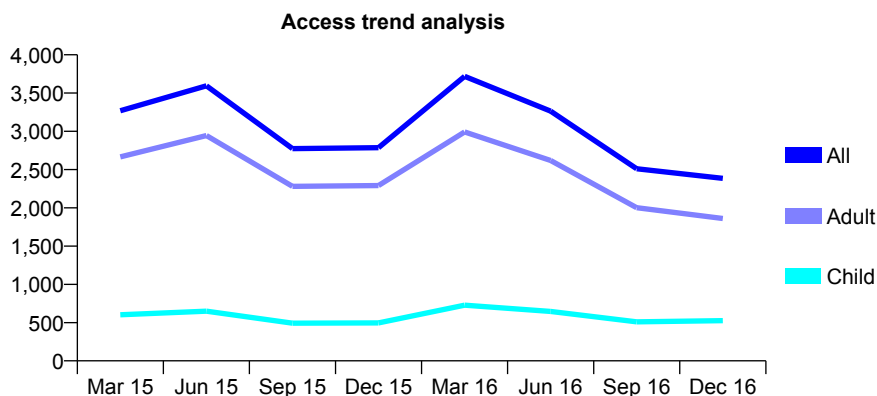
Q56 - Vital Signs At a Glance Contract Report for 176702/0001 - December 2016

Name or company name	Jeffrey Sherer and Larry Levin
Contract type name	GDS Contract
Purpose of contract	General and Orthodontic
Contract start date	01/04/2012
Contract end date	

16/17 Contracted general activity (UDA)	12,500
Carry forward general activity (UDA)	84
16/17 Contracted orthodontic activity (UOA)	719
Carry forward orthodontic activity (UOA)	-14
Baseline contract value	£312,276.95

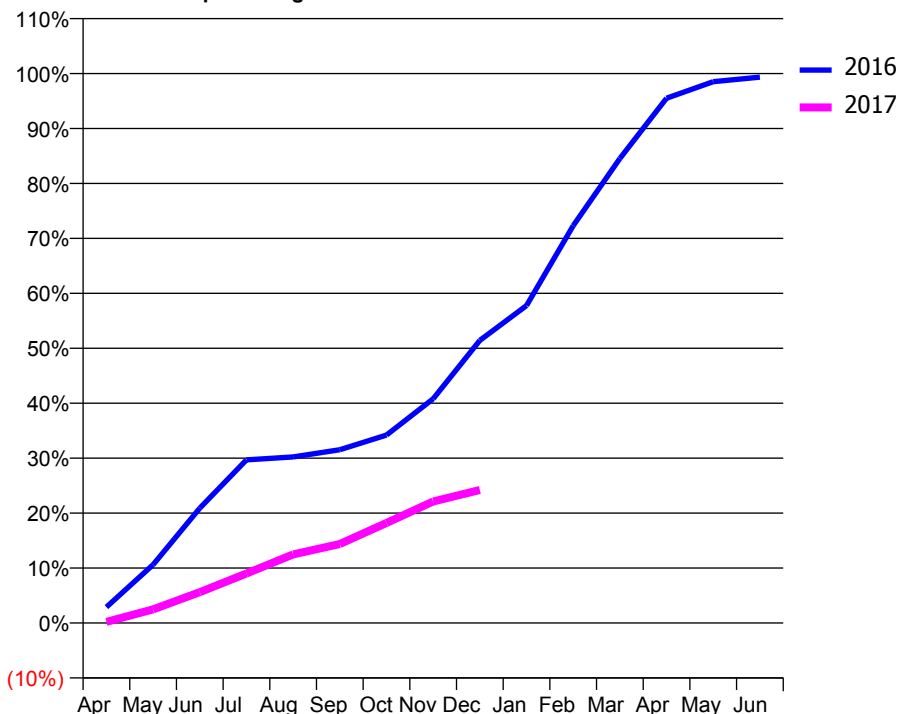
ACCESS*

Patients seen in 24 months	Total	Change since previous quarter
Quarter ending December 2015	2,786	
Quarter ending March 2016	3,718	↑
Quarter ending June 2016	3,264	↓
Quarter ending September 2016	2,511	↓
Quarter ending December 2016	2,386	↓
Variance since December 2015	(14.4%)	↓



ACTIVITY

Cumulative percentage of contracted UDA delivered 2016 & 2017



Month	Adjusted Scheduled Activity (UDA)	
	2016	2017
April	364	26
May	1,327	312
June	2,613	701
July	3,711	1,128
August	3,778	1,559
September	3,943	1,797
October	4,276	2,276
November	5,102	2,764
December	6,430	3,025
January	7,221	
February	9,039	
March	10,567	
April	11,937	
May	12,313	
June	12,416	

QUALITY

	Quantity	Base Number	Contract	AT	Region	England
% of FP17s for the same patient ID Re-attending within 3 months - Children	26	595	4.4%	11.3%	12.1%	12.4%
% of FP17s for the same patient ID Re-attending within 3 months - Adults	164	1,779	9.2%	15.1%	15.9%	16.6%
% of FP17s for the same patient ID Re-attending between 3 & 9 months - Children	125	595	21.0%	58.7%	58.6%	57.5%
% of FP17s for the same patient ID Re-attending between 3 & 9 months - Adults	351	1,779	19.7%	49.8%	51.5%	50.4%
% of FP17s for Band 1 Urgent Courses	275	1,535	17.9%	9.5%	8.0%	9.1%
% of FP17s Relating to Free Repair or Replacements	3	1,535	0.2%	0.9%	0.8%	0.8%
% of FP17s Relating to Continuations	14	1,535	0.9%	1.3%	1.2%	1.3%
% of Patients satisfied with the dentistry they have received	10	10	100.0%	92.0%	92.8%	92.7%
% of Patients satisfied with the time they had to wait for an appointment	9	10	90.0%	86.7%	89.2%	88.8%

* This is based on patients treated on this contract for their most recent course of treatment. Figures in italics indicate the base number of FP17s or Patient Questionnaire responses are less than 100. N/A is shown where the base number of responses is less than 10 during the period. % is calculated as Quantity/Base number*100

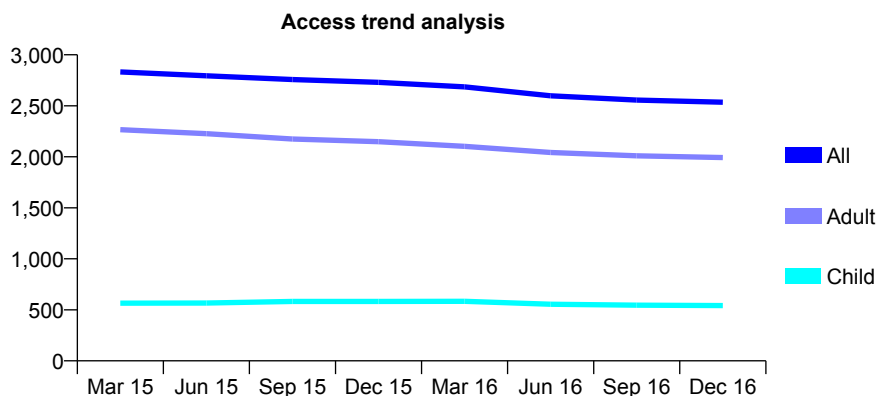
Q56 - Vital Signs At a Glance Contract Report for 176796/0001 - December 2016

Name or company name	Treetops Dental Practice Limited
Contract type name	GDS Contract
Purpose of contract	General
Contract start date	01/08/2011
Contract end date	

16/17 Contracted general activity (UDA)	6,642
Carry forward general activity (UDA)	-29
16/17 Contracted orthodontic activity (UOA)	0
Carry forward orthodontic activity (UOA)	0
Baseline contract value	£243,140.94

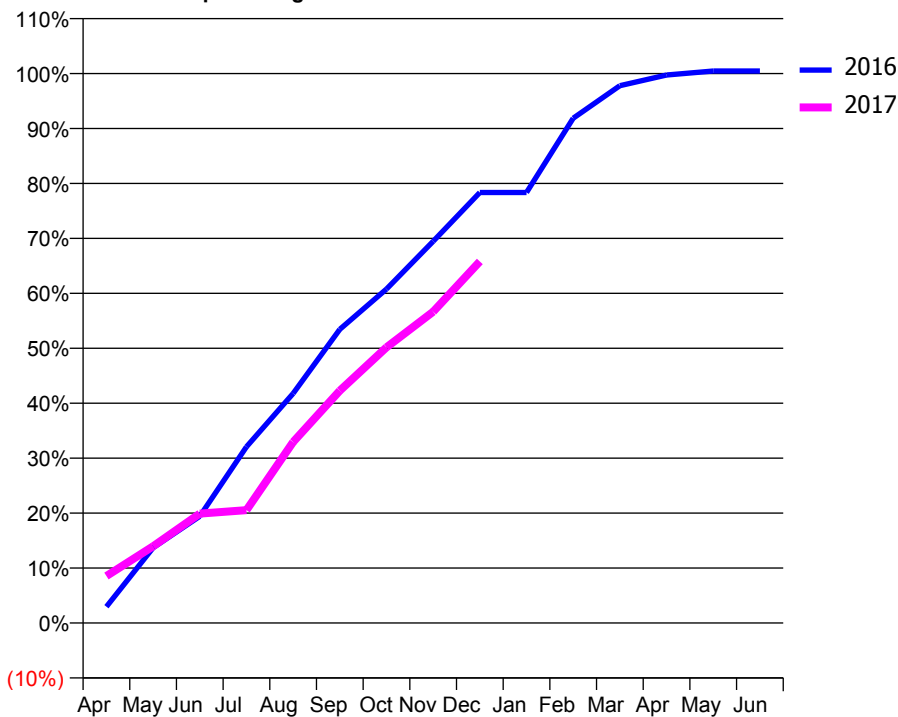
ACCESS*

Patients seen in 24 months	Total	Change since previous quarter
Quarter ending December 2015	2,730	
Quarter ending March 2016	2,686	↓
Quarter ending June 2016	2,598	↓
Quarter ending September 2016	2,556	↓
Quarter ending December 2016	2,535	→
Variance since December 2015	(7.1%)	↓



ACTIVITY

Cumulative percentage of contracted UDA delivered 2016 & 2017



Month	Adjusted Scheduled Activity (UDA)	
	2016	2017
April	198	568
May	910	927
June	1,291	1,323
July	2,130	1,365
August	2,774	2,188
September	3,550	2,809
October	4,037	3,332
November	4,614	3,763
December	5,204	4,370
January	5,204	
February	6,101	
March	6,495	
April	6,623	
May	6,671	
June	6,671	

QUALITY

	Quantity	Base Number	Contract	AT	Region	England
% of FP17s for the same patient ID Re-attending within 3 months - Children	19	428	4.4%	11.3%	12.1%	12.4%
% of FP17s for the same patient ID Re-attending within 3 months - Adults	154	1,467	10.5%	15.1%	15.9%	16.6%
% of FP17s for the same patient ID Re-attending between 3 & 9 months - Children	96	428	22.4%	58.7%	58.6%	57.5%
% of FP17s for the same patient ID Re-attending between 3 & 9 months - Adults	512	1,467	34.9%	49.8%	51.5%	50.4%
% of FP17s for Band 1 Urgent Courses	212	1,850	11.5%	9.5%	8.0%	9.1%
% of FP17s Relating to Free Repair or Replacements	3	1,850	0.2%	0.9%	0.8%	0.8%
% of FP17s Relating to Continuations	13	1,850	0.7%	1.3%	1.2%	1.3%
% of Patients satisfied with the dentistry they have received	0	0	N/A	92.0%	92.8%	92.7%
% of Patients satisfied with the time they had to wait for an appointment	0	0	N/A	86.7%	89.2%	88.8%

* This is based on patients treated on this contract for their most recent course of treatment. Figures in italics indicate the base number of FP17s or Patient Questionnaire responses are less than 100. N/A is shown where the base number of responses is less than 10 during the period. % is calculated as Quantity/Base number*100

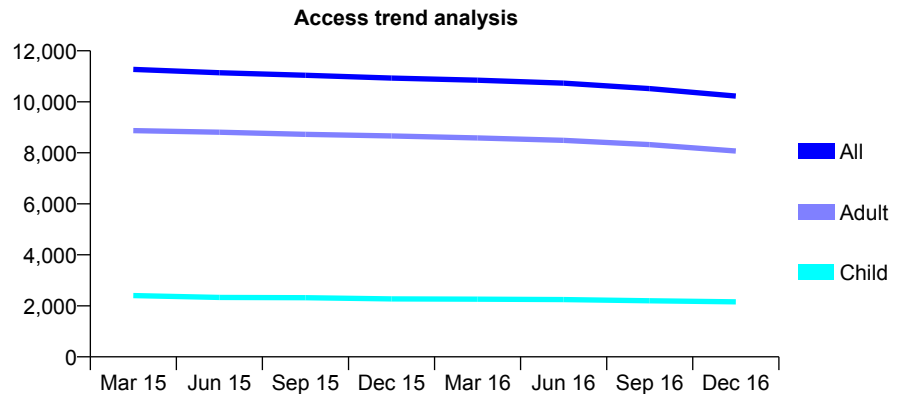
Q56 - Vital Signs At a Glance Contract Report for 176850/0001 - December 2016

Name or company name	The Wrating Road Partnership
Contract type name	GDS Contract
Purpose of contract	General
Contract start date	01/08/2006
Contract end date	

16/17 Contracted general activity (UDA)	29,000
Carry forward general activity (UDA)	747
16/17 Contracted orthodontic activity (UOA)	0
Carry forward orthodontic activity (UOA)	0
Baseline contract value	£674,289.72

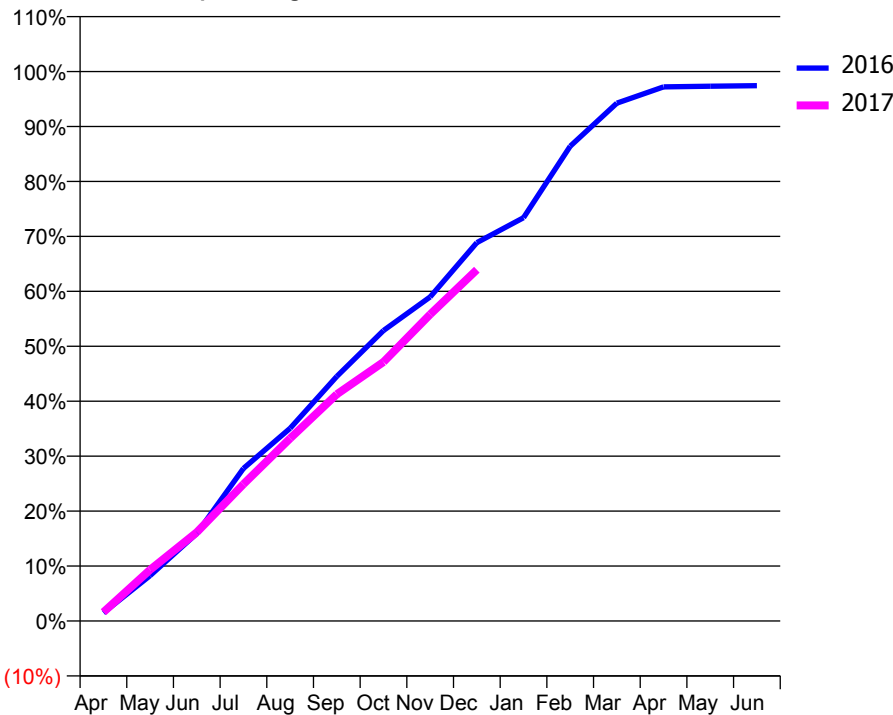
ACCESS*

Patients seen in 24 months	Total	Change since previous quarter
Quarter ending December 2015	10,930	
Quarter ending March 2016	10,847	→
Quarter ending June 2016	10,733	↓
Quarter ending September 2016	10,516	↓
Quarter ending December 2016	10,227	↓
Variance since December 2015	(6.4%)	↓



ACTIVITY

Cumulative percentage of contracted UDA delivered 2016 & 2017



Month	Adjusted Scheduled Activity (UDA)	
	2016	2017
April	434	470
May	2,393	2,708
June	4,619	4,680
July	8,054	7,223
August	10,172	9,635
September	12,909	11,964
October	15,332	13,669
November	17,101	16,182
December	19,970	18,538
January	21,286	
February	25,059	
March	27,332	
April	28,186	
May	28,224	
June	28,253	

QUALITY

	Quantity	Base Number	Contract	AT	Region	England
% of FP17s for the same patient ID Re-attending within 3 months - Children	191	2,595	7.4%	11.3%	12.1%	12.4%
% of FP17s for the same patient ID Re-attending within 3 months - Adults	1,323	9,459	14.0%	15.1%	15.9%	16.6%
% of FP17s for the same patient ID Re-attending between 3 & 9 months - Children	1,668	2,595	64.3%	58.7%	58.6%	57.5%
% of FP17s for the same patient ID Re-attending between 3 & 9 months - Adults	6,107	9,459	64.6%	49.8%	51.5%	50.4%
% of FP17s for Band 1 Urgent Courses	873	11,526	7.6%	9.5%	8.0%	9.1%
% of FP17s Relating to Free Repair or Replacements	110	11,526	1.0%	0.9%	0.8%	0.8%
% of FP17s Relating to Continuations	97	11,526	0.8%	1.3%	1.2%	1.3%
% of Patients satisfied with the dentistry they have received	11	12	91.7%	92.0%	92.8%	92.7%
% of Patients satisfied with the time they had to wait for an appointment	8	12	66.7%	86.7%	89.2%	88.8%

* This is based on patients treated on this contract for their most recent course of treatment. Figures in italics indicate the base number of FP17s or Patient Questionnaire responses are less than 100. N/A is shown where the base number of responses is less than 10 during the period. % is calculated as Quantity/Base number*100

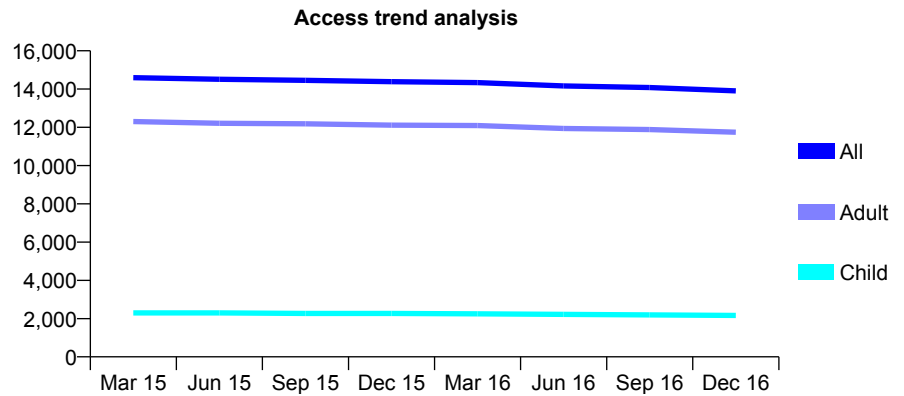
Q56 - Vital Signs At a Glance Contract Report for 177296/0001 - December 2016

Name or company name	Peacock & Shrestha
Contract type name	GDS Contract
Purpose of contract	General
Contract start date	01/04/2010
Contract end date	

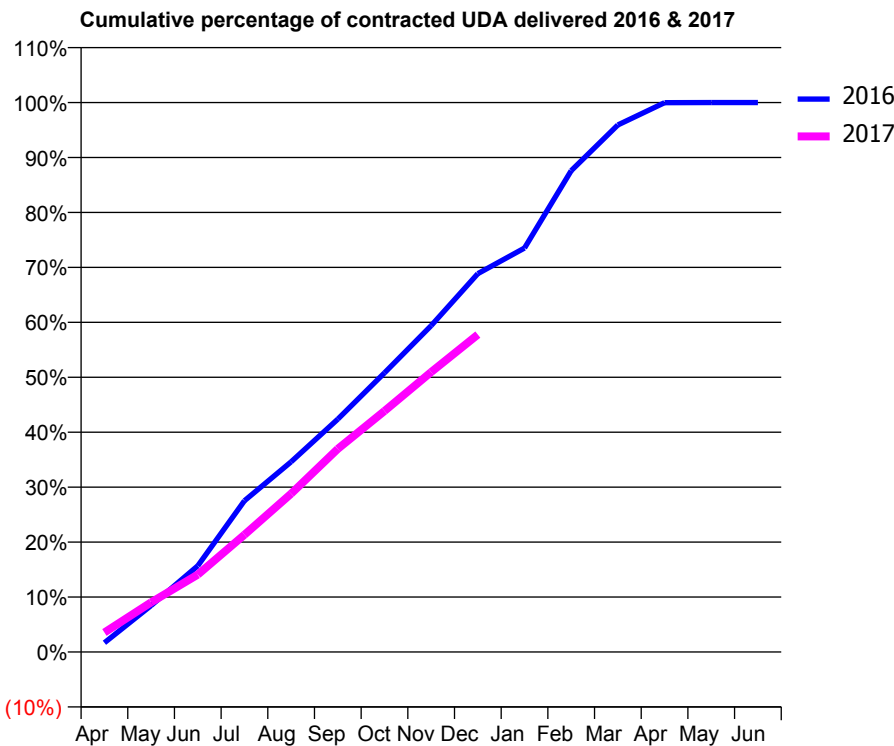
16/17 Contracted general activity (UDA)	40,700
Carry forward general activity (UDA)	3
16/17 Contracted orthodontic activity (UOA)	0
Carry forward orthodontic activity (UOA)	0
Baseline contract value	£877,372.16

ACCESS*

Patients seen in 24 months	Total	Change since previous quarter
Quarter ending December 2015	14,383	
Quarter ending March 2016	14,338	→
Quarter ending June 2016	14,161	↓
Quarter ending September 2016	14,076	→
Quarter ending December 2016	13,906	↓
Variance since December 2015	(3.3%)	↓



ACTIVITY



Month	Adjusted Scheduled Activity (UDA)	
	2016	2017
April	621	1,442
May	3,112	3,677
June	5,776	5,732
July	10,129	8,684
August	12,738	11,731
September	15,601	15,046
October	18,700	17,853
November	21,854	20,735
December	25,338	23,509
January	27,058	
February	32,237	
March	35,299	
April	36,790	
May	36,797	
June	36,797	

QUALITY

	Quantity	Base Number	Contract	AT	Region	England
% of FP17s for the same patient ID Re-attending within 3 months - Children	115	2,599	4.4%	11.3%	12.1%	12.4%
% of FP17s for the same patient ID Re-attending within 3 months - Adults	1,482	13,062	11.3%	15.1%	15.9%	16.6%
% of FP17s for the same patient ID Re-attending between 3 & 9 months - Children	1,957	2,599	75.3%	58.7%	58.6%	57.5%
% of FP17s for the same patient ID Re-attending between 3 & 9 months - Adults	8,370	13,062	64.1%	49.8%	51.5%	50.4%
% of FP17s for Band 1 Urgent Courses	1,254	14,841	8.4%	9.5%	8.0%	9.1%
% of FP17s Relating to Free Repair or Replacements	60	14,841	0.4%	0.9%	0.8%	0.8%
% of FP17s Relating to Continuations	99	14,841	0.7%	1.3%	1.2%	1.3%
% of Patients satisfied with the dentistry they have received	15	17	88.2%	92.0%	92.8%	92.7%
% of Patients satisfied with the time they had to wait for an appointment	17	17	100.0%	86.7%	89.2%	88.8%

* This is based on patients treated on this contract for their most recent course of treatment. Figures in italics indicate the base number of FP17s or Patient Questionnaire responses are less than 100. N/A is shown where the base number of responses is less than 10 during the period. % is calculated as Quantity/Base number*100

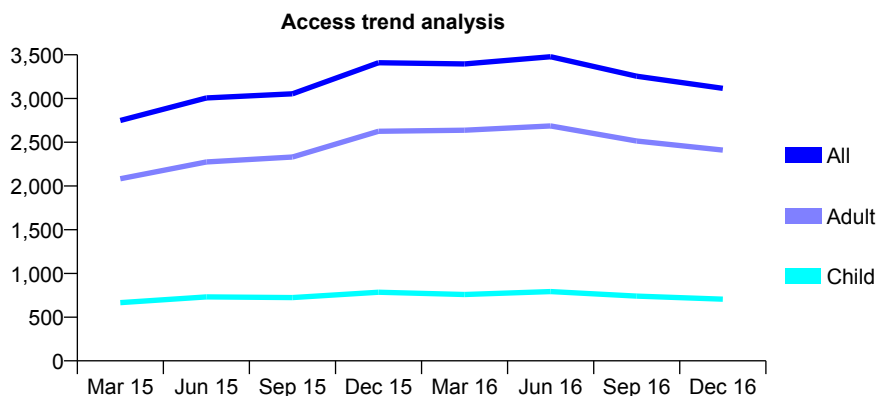
Q56 - Vital Signs At a Glance Contract Report for 178683/0003 - December 2016

Name or company name	Dr A rai & Dr F Tahir
Contract type name	GDS Contract
Purpose of contract	General
Contract start date	01/07/2013
Contract end date	

16/17 Contracted general activity (UDA)	13,500
Carry forward general activity (UDA)	0
16/17 Contracted orthodontic activity (UOA)	0
Carry forward orthodontic activity (UOA)	0
Baseline contract value	£326,762.13

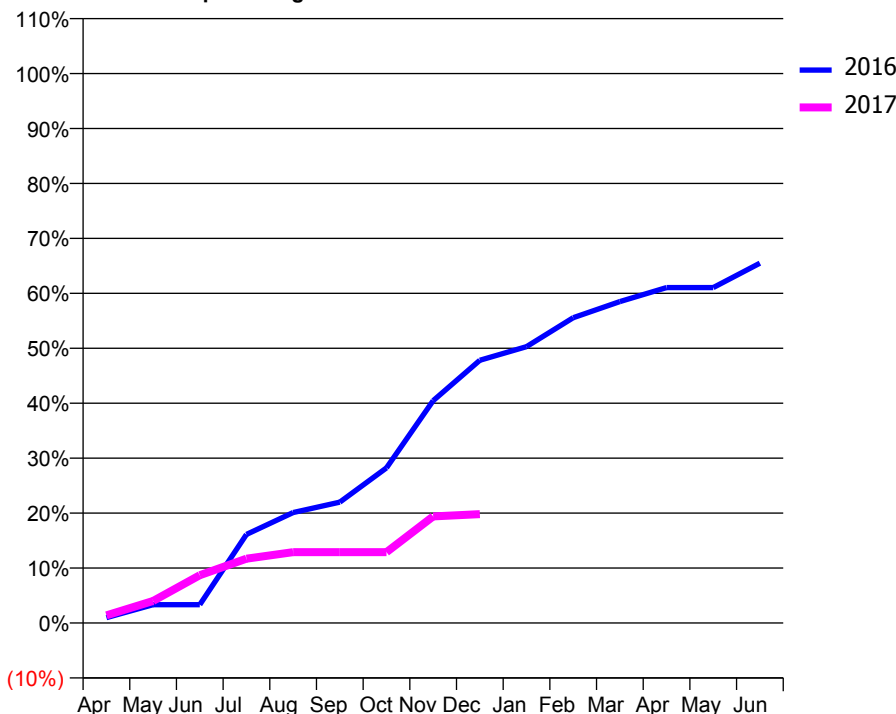
ACCESS*

Patients seen in 24 months	Total	Change since previous quarter
Quarter ending December 2015	3,410	
Quarter ending March 2016	3,396	→
Quarter ending June 2016	3,478	↑
Quarter ending September 2016	3,255	↓
Quarter ending December 2016	3,117	↓
Variance since December 2015	(8.6%)	↓



ACTIVITY

Cumulative percentage of contracted UDA delivered 2016 & 2017



Month	Adjusted Scheduled Activity (UDA)	
	2016	2017
April	133	189
May	449	543
June	449	1,176
July	2,178	1,580
August	2,713	1,741
September	2,971	1,741
October	3,811	1,741
November	5,464	2,618
December	6,456	2,675
January	6,789	
February	7,500	
March	7,896	
April	8,241	
May	8,241	
June	8,842	

QUALITY

	Quantity	Base Number	Contract	AT	Region	England
% of FP17s for the same patient ID Re-attending within 3 months - Children	20	372	5.4%	11.3%	12.1%	12.4%
% of FP17s for the same patient ID Re-attending within 3 months - Adults	125	1,201	10.4%	15.1%	15.9%	16.6%
% of FP17s for the same patient ID Re-attending between 3 & 9 months - Children	176	372	47.3%	58.7%	58.6%	57.5%
% of FP17s for the same patient ID Re-attending between 3 & 9 months - Adults	516	1,201	43.0%	49.8%	51.5%	50.4%
% of FP17s for Band 1 Urgent Courses	69	1,020	6.8%	9.5%	8.0%	9.1%
% of FP17s Relating to Free Repair or Replacements	11	1,020	1.1%	0.9%	0.8%	0.8%
% of FP17s Relating to Continuations	9	1,020	0.9%	1.3%	1.2%	1.3%
% of Patients satisfied with the dentistry they have received	1	1	N/A	92.0%	92.8%	92.7%
% of Patients satisfied with the time they had to wait for an appointment	1	1	N/A	86.7%	89.2%	88.8%

* This is based on patients treated on this contract for their most recent course of treatment. Figures in italics indicate the base number of FP17s or Patient Questionnaire responses are less than 100. N/A is shown where the base number of responses is less than 10 during the period. % is calculated as Quantity/Base number*100

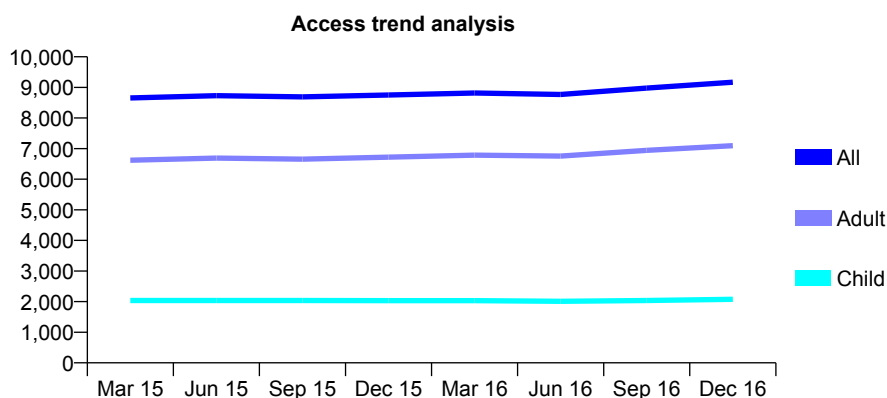
Q56 - Vital Signs At a Glance Contract Report for 179922/0001 - December 2016

Name or company name	Simply Smile Manor House
Contract type name	GDS Contract
Purpose of contract	General
Contract start date	01/04/2013
Contract end date	

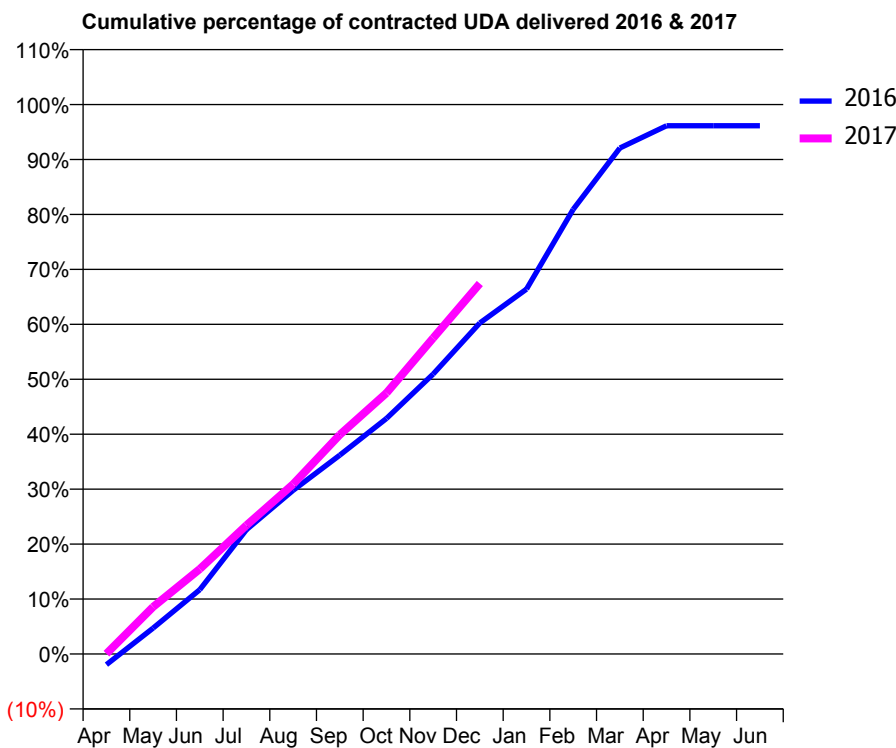
16/17 Contracted general activity (UDA)	24,054
Carry forward general activity (UDA)	776
16/17 Contracted orthodontic activity (UOA)	0
Carry forward orthodontic activity (UOA)	0
Baseline contract value	£538,848.99

ACCESS*

Patients seen in 24 months	Total	Change since previous quarter
Quarter ending December 2015	8,752	
Quarter ending March 2016	8,818	→
Quarter ending June 2016	8,768	→
Quarter ending September 2016	8,978	↑
Quarter ending December 2016	9,172	↑
Variance since December 2015	4.8%	↑



ACTIVITY



Month	Adjusted Scheduled Activity (UDA)	
	2016	2017
April	-447	15
May	1,081	2,064
June	2,681	3,721
July	5,187	5,634
August	6,825	7,433
September	8,294	9,598
October	9,821	11,427
November	11,674	13,832
December	13,805	16,220
January	15,215	
February	18,542	
March	21,099	
April	22,028	
May	22,028	
June	22,028	

QUALITY

	Quantity	Base Number	Contract	AT	Region	England
% of FP17s for the same patient ID Re-attending within 3 months - Children	153	2,352	6.5%	11.3%	12.1%	12.4%
% of FP17s for the same patient ID Re-attending within 3 months - Adults	1,027	7,336	14.0%	15.1%	15.9%	16.6%
% of FP17s for the same patient ID Re-attending between 3 & 9 months - Children	1,547	2,352	65.8%	58.7%	58.6%	57.5%
% of FP17s for the same patient ID Re-attending between 3 & 9 months - Adults	3,531	7,336	48.1%	49.8%	51.5%	50.4%
% of FP17s for Band 1 Urgent Courses	760	9,234	8.2%	9.5%	8.0%	9.1%
% of FP17s Relating to Free Repair or Replacements	87	9,234	0.9%	0.9%	0.8%	0.8%
% of FP17s Relating to Continuations	194	9,234	2.1%	1.3%	1.2%	1.3%
% of Patients satisfied with the dentistry they have received	10	10	100.0%	92.0%	92.8%	92.7%
% of Patients satisfied with the time they had to wait for an appointment	9	10	90.0%	86.7%	89.2%	88.8%

* This is based on patients treated on this contract for their most recent course of treatment. Figures in italics indicate the base number of FP17s or Patient Questionnaire responses are less than 100. N/A is shown where the base number of responses is less than 10 during the period. % is calculated as Quantity/Base number*100

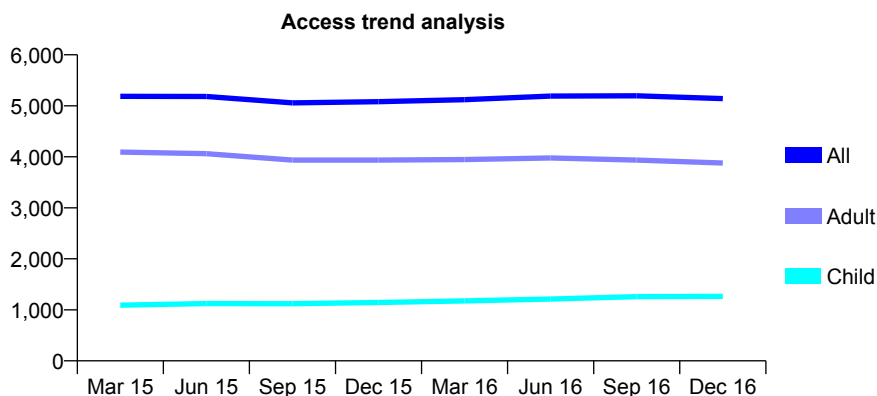
Q56 - Vital Signs At a Glance Contract Report for 181102/0001 - December 2016

Name or company name	Cambridge Street Dental Practice
Contract type name	GDS Contract
Purpose of contract	General
Contract start date	03/10/2011
Contract end date	

16/17 Contracted general activity (UDA)	16,000
Carry forward general activity (UDA)	-9
16/17 Contracted orthodontic activity (UOA)	0
Carry forward orthodontic activity (UOA)	0
Baseline contract value	£397,936.84

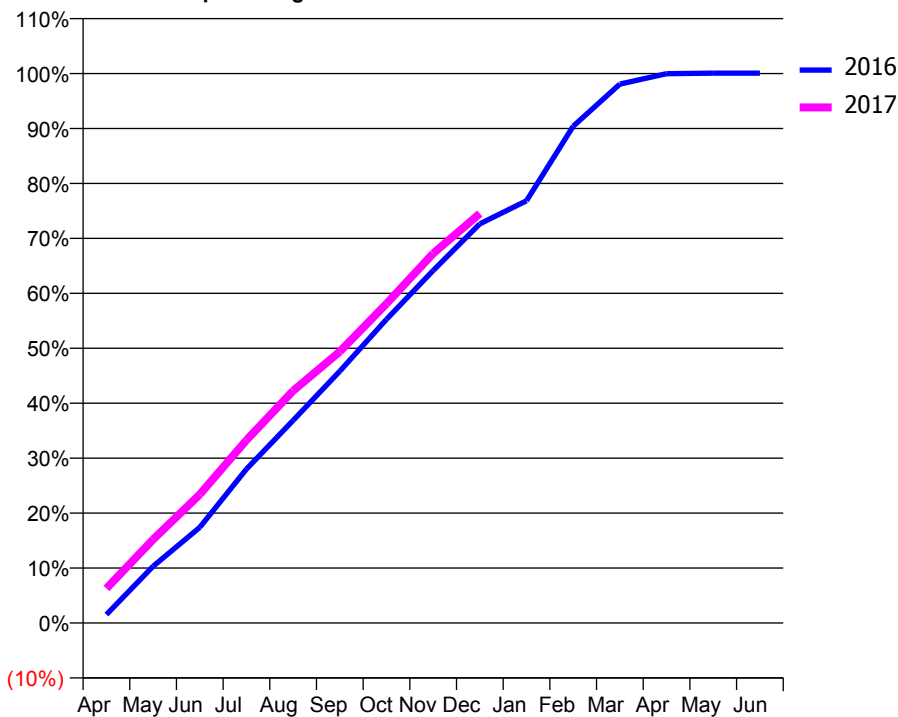
ACCESS*

Patients seen in 24 months	Total	Change since previous quarter
Quarter ending December 2015	5,080	
Quarter ending March 2016	5,121	→
Quarter ending June 2016	5,190	→
Quarter ending September 2016	5,196	→
Quarter ending December 2016	5,141	↓
Variance since December 2015	1.2%	→



ACTIVITY

Cumulative percentage of contracted UDA delivered 2016 & 2017



Month	Adjusted Scheduled Activity (UDA)	
	2016	2017
April	248	1,009
May	1,651	2,433
June	2,787	3,746
July	4,484	5,326
August	5,898	6,763
September	7,333	7,903
October	8,845	9,297
November	10,264	10,763
December	11,622	11,923
January	12,295	
February	14,463	
March	15,693	
April	15,996	
May	16,009	
June	16,009	

QUALITY

	Quantity	Base Number	Contract	AT	Region	England
% of FP17s for the same patient ID Re-attending within 3 months - Children	79	1,456	5.4%	11.3%	12.1%	12.4%
% of FP17s for the same patient ID Re-attending within 3 months - Adults	417	4,268	9.8%	15.1%	15.9%	16.6%
% of FP17s for the same patient ID Re-attending between 3 & 9 months - Children	930	1,456	63.9%	58.7%	58.6%	57.5%
% of FP17s for the same patient ID Re-attending between 3 & 9 months - Adults	2,609	4,268	61.1%	49.8%	51.5%	50.4%
% of FP17s for Band 1 Urgent Courses	356	5,567	6.4%	9.5%	8.0%	9.1%
% of FP17s Relating to Free Repair or Replacements	14	5,567	0.3%	0.9%	0.8%	0.8%
% of FP17s Relating to Continuations	27	5,567	0.5%	1.3%	1.2%	1.3%
% of Patients satisfied with the dentistry they have received	4	4	N/A	92.0%	92.8%	92.7%
% of Patients satisfied with the time they had to wait for an appointment	3	4	N/A	86.7%	89.2%	88.8%

* This is based on patients treated on this contract for their most recent course of treatment. Figures in italics indicate the base number of FP17s or Patient Questionnaire responses are less than 100. N/A is shown where the base number of responses is less than 10 during the period. % is calculated as Quantity/Base number*100

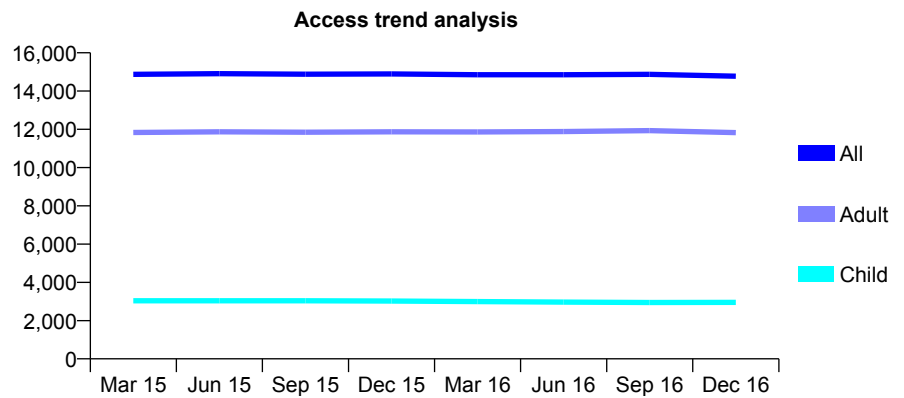
Q56 - Vital Signs At a Glance Contract Report for 182397/0001 - December 2016

Name or company name	Bank Bulidings Dental Practice
Contract type name	GDS Contract
Purpose of contract	General and Orthodontic
Contract start date	01/04/2011
Contract end date	

16/17 Contracted general activity (UDA)	40,973
Carry forward general activity (UDA)	242
16/17 Contracted orthodontic activity (UOA)	3,067
Carry forward orthodontic activity (UOA)	2
Baseline contract value	£1,126,685.64

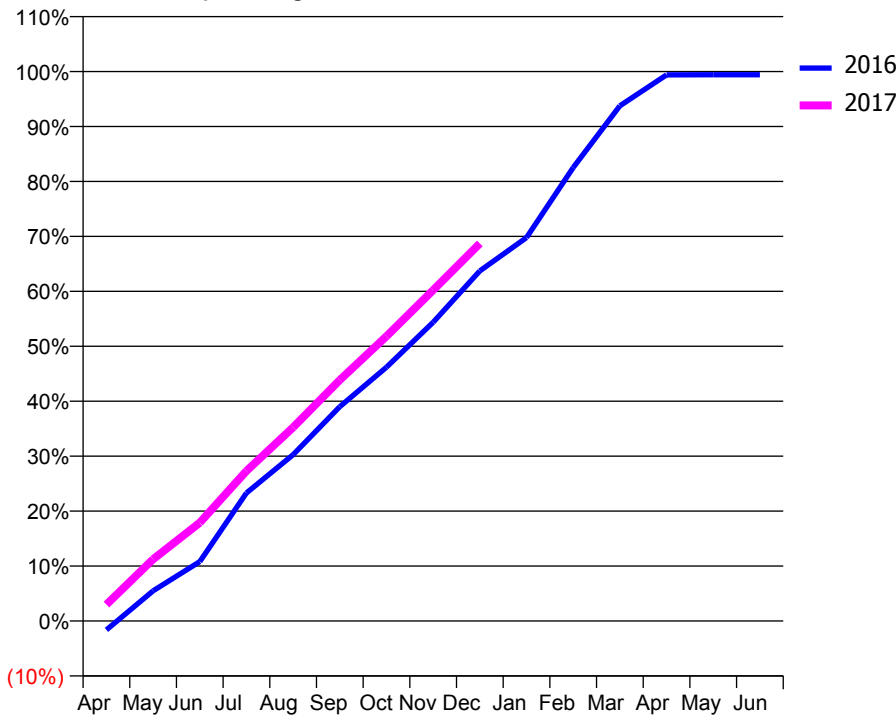
ACCESS*

Patients seen in 24 months	Total	Change since previous quarter
Quarter ending December 2015	14,892	
Quarter ending March 2016	14,855	→
Quarter ending June 2016	14,850	→
Quarter ending September 2016	14,876	→
Quarter ending December 2016	14,774	→
Variance since December 2015	(0.8%)	→



ACTIVITY

Cumulative percentage of contracted UDA delivered 2016 & 2017



Month	Adjusted Scheduled Activity (UDA)	
	2016	2017
April	-667	1,228
May	2,251	4,607
June	4,431	7,330
July	9,549	11,195
August	12,408	14,439
September	15,986	17,969
October	18,929	21,235
November	22,275	24,676
December	26,106	28,149
January	28,591	
February	33,807	
March	38,412	
April	40,724	
May	40,734	
June	40,731	

QUALITY

	Quantity	Base Number	Contract	AT	Region	England
% of FP17s for the same patient ID Re-attending within 3 months - Children	443	3,397	13.0%	11.3%	12.1%	12.4%
% of FP17s for the same patient ID Re-attending within 3 months - Adults	1,842	11,190	16.5%	15.1%	15.9%	16.6%
% of FP17s for the same patient ID Re-attending between 3 & 9 months - Children	1,722	3,397	50.7%	58.7%	58.6%	57.5%
% of FP17s for the same patient ID Re-attending between 3 & 9 months - Adults	4,452	11,190	39.8%	49.8%	51.5%	50.4%
% of FP17s for Band 1 Urgent Courses	1,108	13,158	8.4%	9.5%	8.0%	9.1%
% of FP17s Relating to Free Repair or Replacements	75	13,158	0.6%	0.9%	0.8%	0.8%
% of FP17s Relating to Continuations	186	13,158	1.4%	1.3%	1.2%	1.3%
% of Patients satisfied with the dentistry they have received	11	13	84.6%	92.0%	92.8%	92.7%
% of Patients satisfied with the time they had to wait for an appointment	12	13	92.3%	86.7%	89.2%	88.8%

* This is based on patients treated on this contract for their most recent course of treatment. Figures in italics indicate the base number of FP17s or Patient Questionnaire responses are less than 100. N/A is shown where the base number of responses is less than 10 during the period. % is calculated as Quantity/Base number*100

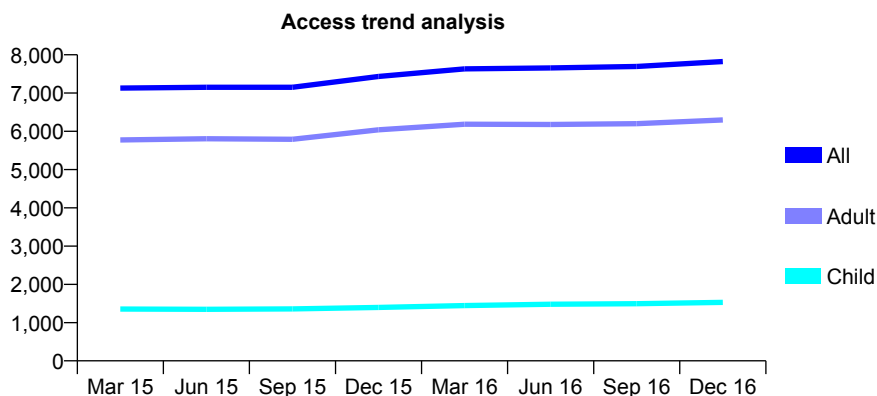
Q56 - Vital Signs At a Glance Contract Report for 183113/0001 - December 2016

Name or company name	Chokshi Ltd
Contract type name	GDS Contract
Purpose of contract	General
Contract start date	18/06/2012
Contract end date	

16/17 Contracted general activity (UDA)	21,607
Carry forward general activity (UDA)	0
16/17 Contracted orthodontic activity (UOA)	0
Carry forward orthodontic activity (UOA)	0
Baseline contract value	£574,176.85

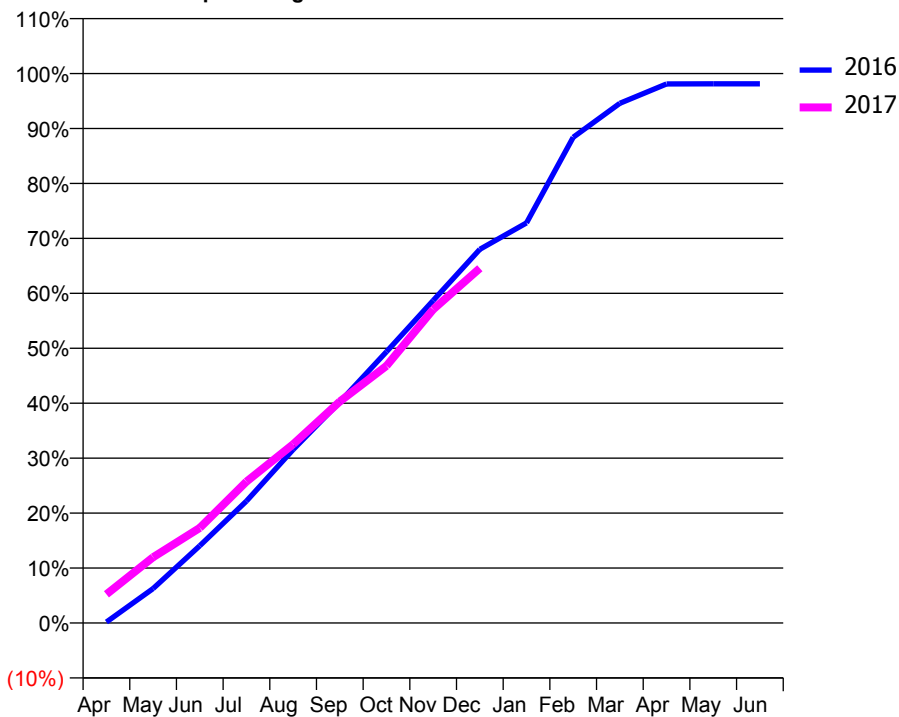
ACCESS*

Patients seen in 24 months	Total	Change since previous quarter
Quarter ending December 2015	7,435	
Quarter ending March 2016	7,631	↑
Quarter ending June 2016	7,657	→
Quarter ending September 2016	7,694	→
Quarter ending December 2016	7,825	→
Variance since December 2015	5.2%	↑



ACTIVITY

Cumulative percentage of contracted UDA delivered 2016 & 2017



Month	Adjusted Scheduled Activity (UDA)	
	2016	2017
April	40	1,131
May	1,356	2,585
June	3,039	3,741
July	4,795	5,560
August	6,821	7,029
September	8,692	8,710
October	10,670	10,112
November	12,679	12,330
December	14,693	13,949
January	15,735	
February	19,098	
March	20,435	
April	21,199	
May	21,203	
June	21,203	

QUALITY

	Quantity	Base Number	Contract	AT	Region	England
% of FP17s for the same patient ID Re-attending within 3 months - Children	132	1,941	6.8%	11.3%	12.1%	12.4%
% of FP17s for the same patient ID Re-attending within 3 months - Adults	1,090	6,917	15.8%	15.1%	15.9%	16.6%
% of FP17s for the same patient ID Re-attending between 3 & 9 months - Children	1,299	1,941	66.9%	58.7%	58.6%	57.5%
% of FP17s for the same patient ID Re-attending between 3 & 9 months - Adults	3,706	6,917	53.6%	49.8%	51.5%	50.4%
% of FP17s for Band 1 Urgent Courses	582	7,388	7.9%	9.5%	8.0%	9.1%
% of FP17s Relating to Free Repair or Replacements	50	7,388	0.7%	0.9%	0.8%	0.8%
% of FP17s Relating to Continuations	60	7,388	0.8%	1.3%	1.2%	1.3%
% of Patients satisfied with the dentistry they have received	13	13	100.0%	92.0%	92.8%	92.7%
% of Patients satisfied with the time they had to wait for an appointment	12	13	92.3%	86.7%	89.2%	88.8%

* This is based on patients treated on this contract for their most recent course of treatment. Figures in italics indicate the base number of FP17s or Patient Questionnaire responses are less than 100. N/A is shown where the base number of responses is less than 10 during the period. % is calculated as Quantity/Base number*100

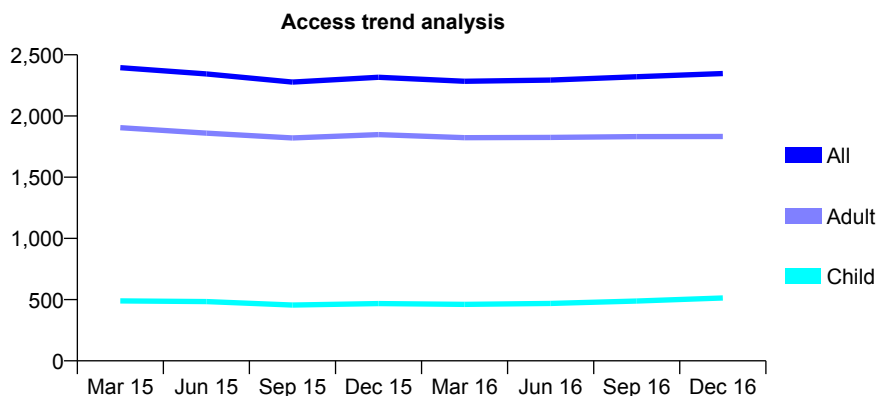
Q56 - Vital Signs At a Glance Contract Report for 183946/0001 - December 2016

Name or company name	Woodbridge Dental Surgery Limited
Contract type name	GDS Contract
Purpose of contract	General
Contract start date	01/04/2010
Contract end date	

16/17 Contracted general activity (UDA)	6,571
Carry forward general activity (UDA)	-131
16/17 Contracted orthodontic activity (UOA)	0
Carry forward orthodontic activity (UOA)	0
Baseline contract value	£151,517.70

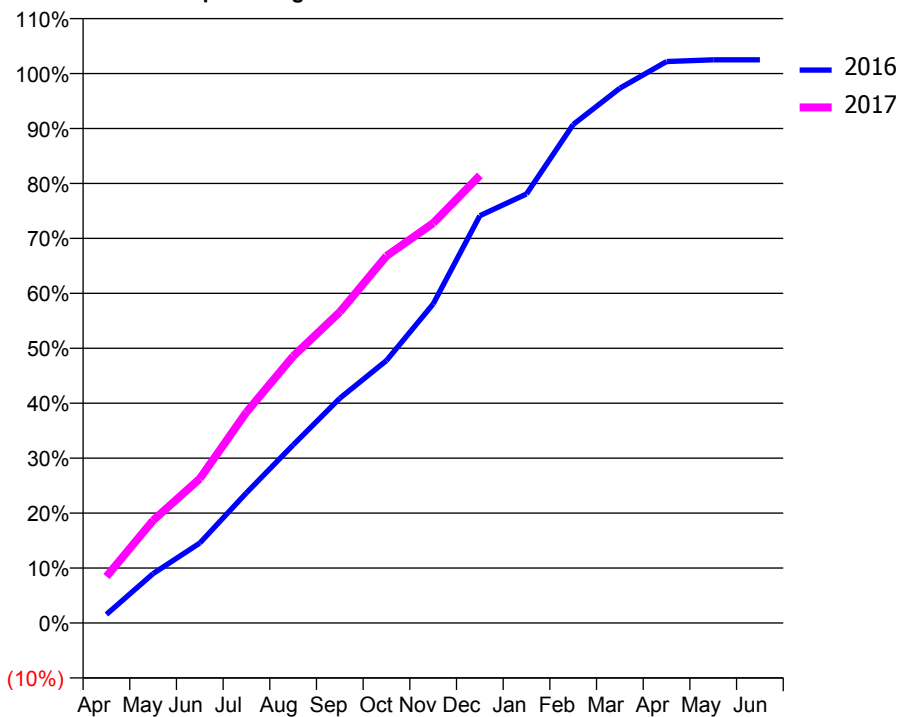
ACCESS*

Patients seen in 24 months	Total	Change since previous quarter
Quarter ending December 2015	2,316	
Quarter ending March 2016	2,284	↓
Quarter ending June 2016	2,294	→
Quarter ending September 2016	2,321	→
Quarter ending December 2016	2,347	→
Variance since December 2015	1.3%	→



ACTIVITY

Cumulative percentage of contracted UDA delivered 2016 & 2017



Month	Adjusted Scheduled Activity (UDA)	
	2016	2017
April	103	556
May	591	1,228
June	956	1,727
July	1,556	2,522
August	2,130	3,189
September	2,687	3,719
October	3,138	4,389
November	3,815	4,781
December	4,870	5,352
January	5,131	
February	5,962	
March	6,395	
April	6,714	
May	6,734	
June	6,734	

QUALITY

	Quantity	Base Number	Contract	AT	Region	England
% of FP17s for the same patient ID Re-attending within 3 months - Children	29	572	5.1%	11.3%	12.1%	12.4%
% of FP17s for the same patient ID Re-attending within 3 months - Adults	355	2,198	16.2%	15.1%	15.9%	16.6%
% of FP17s for the same patient ID Re-attending between 3 & 9 months - Children	327	572	57.2%	58.7%	58.6%	57.5%
% of FP17s for the same patient ID Re-attending between 3 & 9 months - Adults	1,258	2,198	57.2%	49.8%	51.5%	50.4%
% of FP17s for Band 1 Urgent Courses	360	2,614	13.8%	9.5%	8.0%	9.1%
% of FP17s Relating to Free Repair or Replacements	22	2,614	0.8%	0.9%	0.8%	0.8%
% of FP17s Relating to Continuations	12	2,614	0.5%	1.3%	1.2%	1.3%
% of Patients satisfied with the dentistry they have received	2	2	N/A	92.0%	92.8%	92.7%
% of Patients satisfied with the time they had to wait for an appointment	2	2	N/A	86.7%	89.2%	88.8%

* This is based on patients treated on this contract for their most recent course of treatment. Figures in italics indicate the base number of FP17s or Patient Questionnaire responses are less than 100. N/A is shown where the base number of responses is less than 10 during the period. % is calculated as Quantity/Base number*100

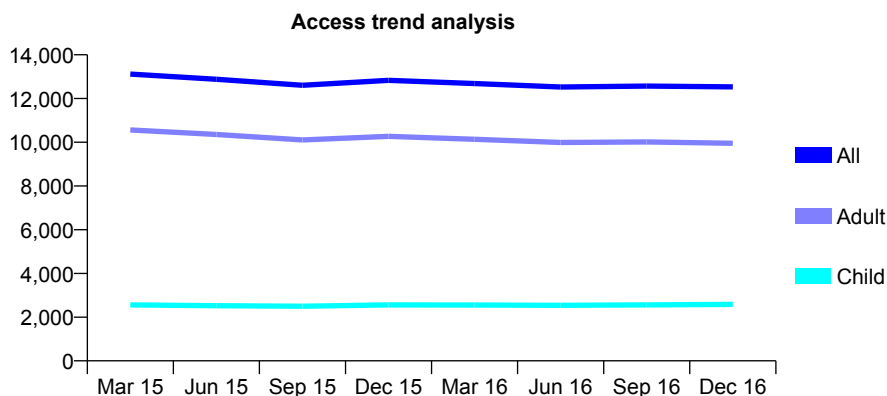
Q56 - Vital Signs At a Glance Contract Report for 184624/0001 - December 2016

Name or company name	DMJ Norwich Limited
Contract type name	GDS Contract
Purpose of contract	General
Contract start date	01/04/2013
Contract end date	

16/17 Contracted general activity (UDA)	37,546
Carry forward general activity (UDA)	0
16/17 Contracted orthodontic activity (UOA)	0
Carry forward orthodontic activity (UOA)	0
Baseline contract value	£1,048,216.42

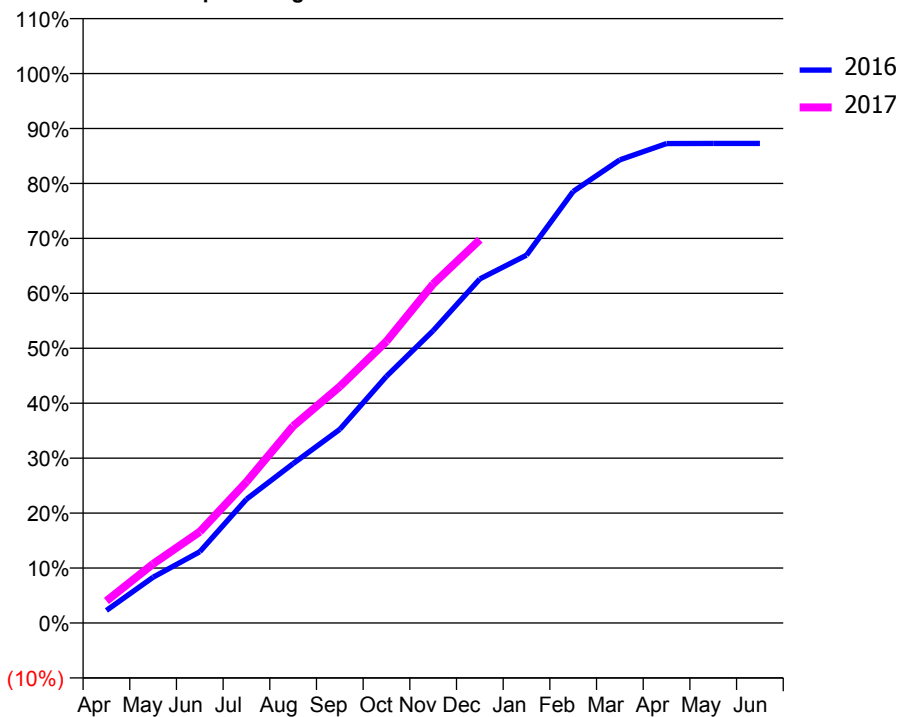
ACCESS*

Patients seen in 24 months	Total	Change since previous quarter
Quarter ending December 2015	12,831	
Quarter ending March 2016	12,688	↓
Quarter ending June 2016	12,528	↓
Quarter ending September 2016	12,572	→
Quarter ending December 2016	12,533	→
Variance since December 2015	(2.3%)	↓



ACTIVITY

Cumulative percentage of contracted UDA delivered 2016 & 2017



Month	Adjusted Scheduled Activity (UDA)	
	2016	2017
April	860	1,507
May	3,133	4,036
June	4,871	6,238
July	8,460	9,649
August	10,894	13,456
September	13,232	16,162
October	16,860	19,247
November	19,978	23,164
December	23,513	26,193
January	25,132	
February	29,490	
March	31,650	
April	32,762	
May	32,770	
June	32,767	

QUALITY

	Quantity	Base Number	Contract	AT	Region	England
% of FP17s for the same patient ID Re-attending within 3 months - Children	117	2,499	4.7%	11.3%	12.1%	12.4%
% of FP17s for the same patient ID Re-attending within 3 months - Adults	1,148	9,830	11.7%	15.1%	15.9%	16.6%
% of FP17s for the same patient ID Re-attending between 3 & 9 months - Children	1,234	2,499	49.4%	58.7%	58.6%	57.5%
% of FP17s for the same patient ID Re-attending between 3 & 9 months - Adults	4,924	9,830	50.1%	49.8%	51.5%	50.4%
% of FP17s for Band 1 Urgent Courses	651	11,734	5.5%	9.5%	8.0%	9.1%
% of FP17s Relating to Free Repair or Replacements	59	11,734	0.5%	0.9%	0.8%	0.8%
% of FP17s Relating to Continuations	247	11,734	2.1%	1.3%	1.2%	1.3%
% of Patients satisfied with the dentistry they have received	19	20	95.0%	92.0%	92.8%	92.7%
% of Patients satisfied with the time they had to wait for an appointment	11	20	55.0%	86.7%	89.2%	88.8%

* This is based on patients treated on this contract for their most recent course of treatment. Figures in italics indicate the base number of FP17s or Patient Questionnaire responses are less than 100. N/A is shown where the base number of responses is less than 10 during the period. % is calculated as Quantity/Base number*100

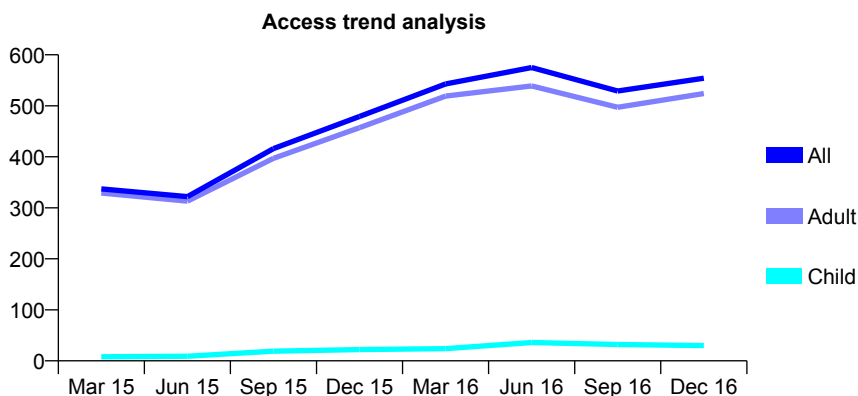
Q56 - Vital Signs At a Glance Contract Report for 184624/0002 - December 2016

Name or company name	DMJ Norwich Limited
Contract type name	PDS Contract
Purpose of contract	General
Contract start date	01/04/2013
Contract end date	31/03/2018

16/17 Contracted general activity (UDA)	4,527
Carry forward general activity (UDA)	0
16/17 Contracted orthodontic activity (UOA)	0
Carry forward orthodontic activity (UOA)	0
Baseline contract value	£567,038.70

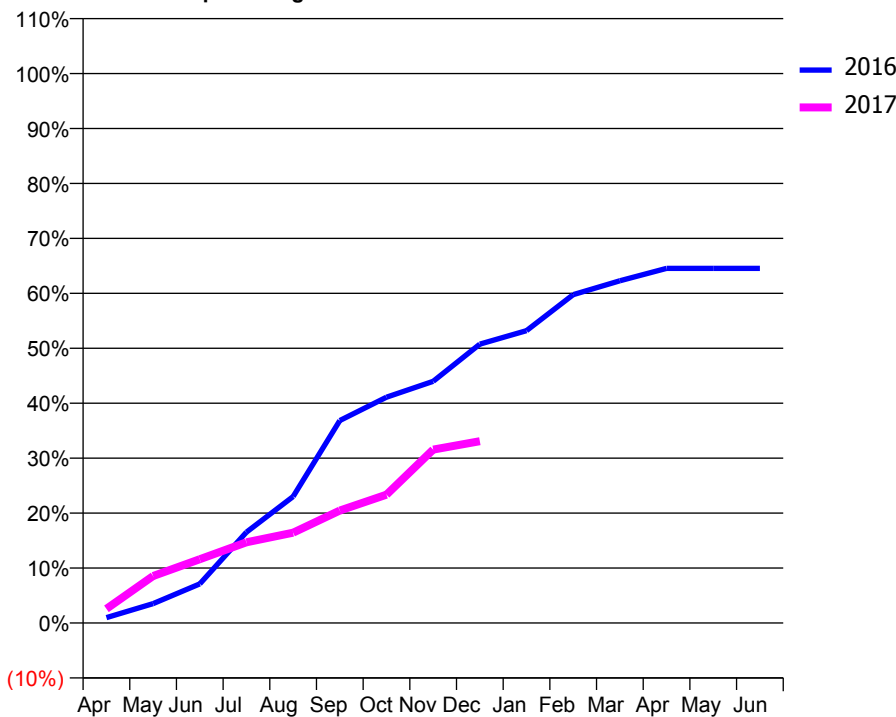
ACCESS*

Patients seen in 24 months	Total	Change since previous quarter
Quarter ending December 2015	479	
Quarter ending March 2016	543	↑
Quarter ending June 2016	575	↑
Quarter ending September 2016	529	↓
Quarter ending December 2016	554	↑
Variance since December 2015	15.7%	↑



ACTIVITY

Cumulative percentage of contracted UDA delivered 2016 & 2017



Month	Adjusted Scheduled Activity (UDA)	
	2016	2017
April	45	117
May	160	387
June	322	526
July	748	665
August	1,042	744
September	1,668	927
October	1,860	1,057
November	1,991	1,429
December	2,297	1,498
January	2,408	
February	2,705	
March	2,819	
April	2,921	
May	2,921	
June	2,921	

QUALITY

	Quantity	Base Number	Contract	AT	Region	England
% of FP17s for the same patient ID Re-attending within 3 months - Children	0	49	0.0%	11.3%	12.1%	12.4%
% of FP17s for the same patient ID Re-attending within 3 months - Adults	4	489	0.8%	15.1%	15.9%	16.6%
% of FP17s for the same patient ID Re-attending between 3 & 9 months - Children	0	49	0.0%	58.7%	58.6%	57.5%
% of FP17s for the same patient ID Re-attending between 3 & 9 months - Adults	2	489	0.4%	49.8%	51.5%	50.4%
% of FP17s for Band 1 Urgent Courses	0	504	0.0%	9.5%	8.0%	9.1%
% of FP17s Relating to Free Repair or Replacements	0	504	0.0%	0.9%	0.8%	0.8%
% of FP17s Relating to Continuations	2	504	0.4%	1.3%	1.2%	1.3%
% of Patients satisfied with the dentistry they have received	0	0	N/A	92.0%	92.8%	92.7%
% of Patients satisfied with the time they had to wait for an appointment	0	0	N/A	86.7%	89.2%	88.8%

* This is based on patients treated on this contract for their most recent course of treatment. Figures in italics indicate the base number of FP17s or Patient Questionnaire responses are less than 100. N/A is shown where the base number of responses is less than 10 during the period. % is calculated as Quantity/Base number*100

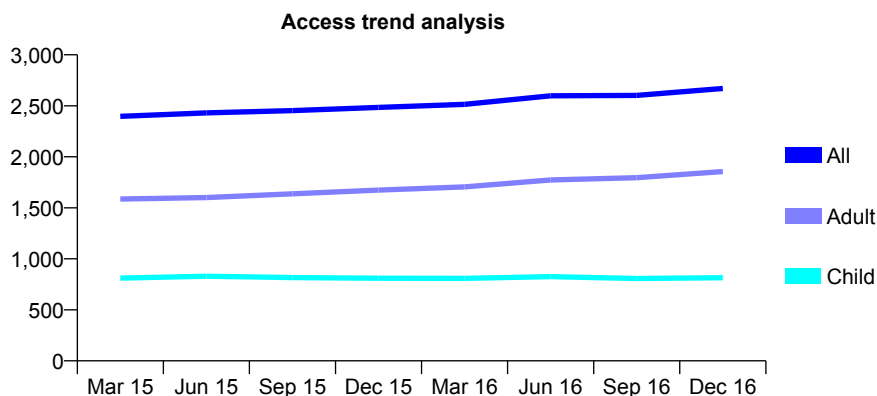
Q56 - Vital Signs At a Glance Contract Report for 185272/0001 - December 2016

Name or company name	Bridge House Dental Practice
Contract type name	GDS Contract
Purpose of contract	General
Contract start date	01/11/2012
Contract end date	

16/17 Contracted general activity (UDA)	5,905
Carry forward general activity (UDA)	-118
16/17 Contracted orthodontic activity (UOA)	0
Carry forward orthodontic activity (UOA)	0
Baseline contract value	£126,658.49

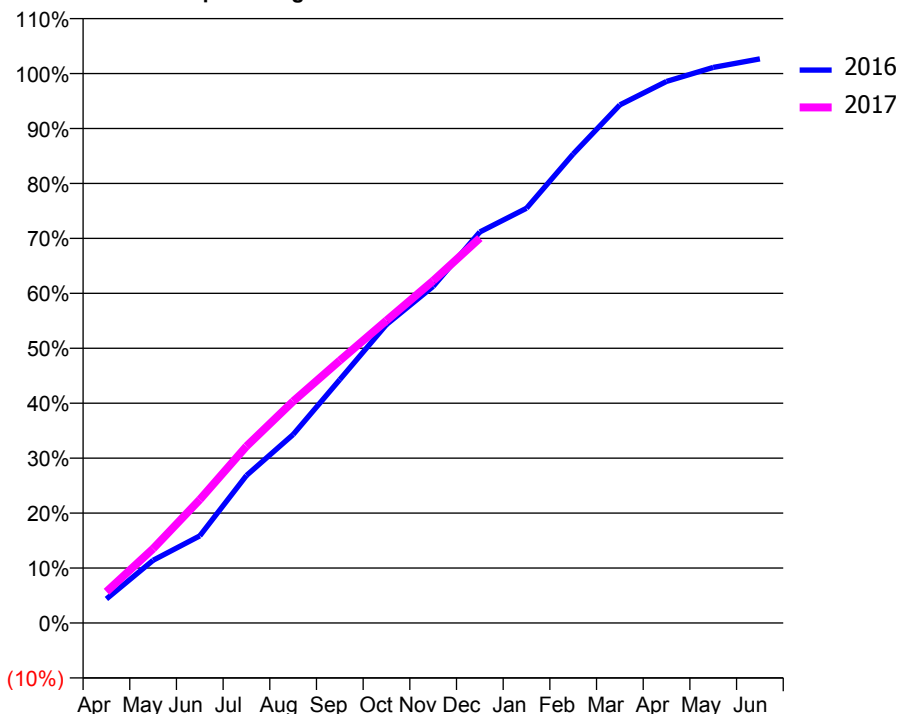
ACCESS*

Patients seen in 24 months	Total	Change since previous quarter
Quarter ending December 2015	2,484	
Quarter ending March 2016	2,514	→
Quarter ending June 2016	2,598	↑
Quarter ending September 2016	2,602	→
Quarter ending December 2016	2,670	↑
Variance since December 2015	7.5%	↑



ACTIVITY

Cumulative percentage of contracted UDA delivered 2016 & 2017



Month	Adjusted Scheduled Activity (UDA)	
	2016	2017
April	259	336
May	674	798
June	936	1,326
July	1,585	1,900
August	2,026	2,382
September	2,616	2,821
October	3,208	3,251
November	3,617	3,677
December	4,203	4,136
January	4,457	
February	5,041	
March	5,567	
April	5,821	
May	5,970	
June	6,063	

QUALITY

	Quantity	Base Number	Contract	AT	Region	England
% of FP17s for the same patient ID Re-attending within 3 months - Children	49	939	5.2%	11.3%	12.1%	12.4%
% of FP17s for the same patient ID Re-attending within 3 months - Adults	170	1,748	9.7%	15.1%	15.9%	16.6%
% of FP17s for the same patient ID Re-attending between 3 & 9 months - Children	622	939	66.2%	58.7%	58.6%	57.5%
% of FP17s for the same patient ID Re-attending between 3 & 9 months - Adults	793	1,748	45.4%	49.8%	51.5%	50.4%
% of FP17s for Band 1 Urgent Courses	209	2,417	8.6%	9.5%	8.0%	9.1%
% of FP17s Relating to Free Repair or Replacements	16	2,417	0.7%	0.9%	0.8%	0.8%
% of FP17s Relating to Continuations	7	2,417	0.3%	1.3%	1.2%	1.3%
% of Patients satisfied with the dentistry they have received	2	3	N/A	92.0%	92.8%	92.7%
% of Patients satisfied with the time they had to wait for an appointment	2	3	N/A	86.7%	89.2%	88.8%

* This is based on patients treated on this contract for their most recent course of treatment. Figures in italics indicate the base number of FP17s or Patient Questionnaire responses are less than 100. N/A is shown where the base number of responses is less than 10 during the period. % is calculated as Quantity/Base number*100

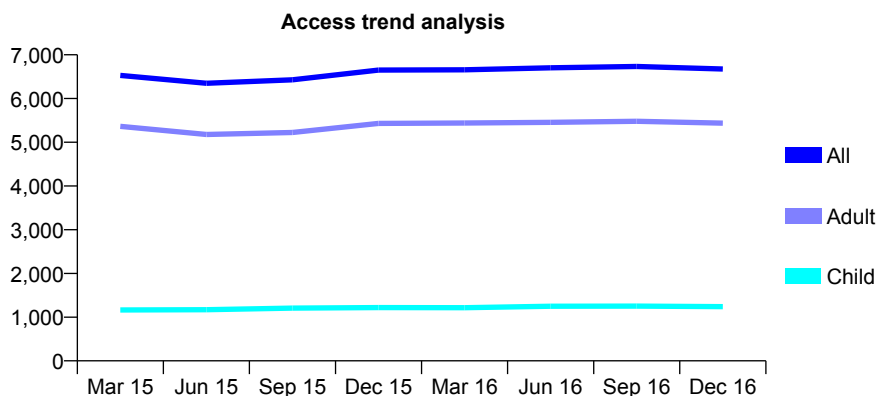
Q56 - Vital Signs At a Glance Contract Report for 185361/0001 - December 2016

Name or company name	Diss Dental Health Centre Limited
Contract type name	GDS Contract
Purpose of contract	General
Contract start date	01/04/2010
Contract end date	

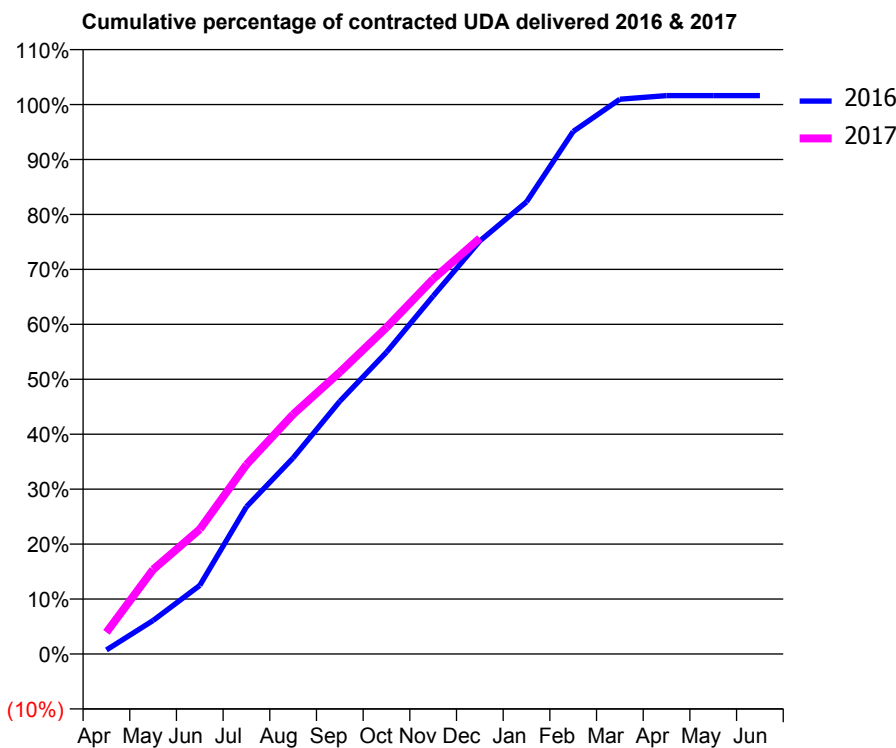
16/17 Contracted general activity (UDA)	17,060
Carry forward general activity (UDA)	-278
16/17 Contracted orthodontic activity (UOA)	0
Carry forward orthodontic activity (UOA)	0
Baseline contract value	£440,653.29

ACCESS*

Patients seen in 24 months	Total	Change since previous quarter
Quarter ending December 2015	6,651	
Quarter ending March 2016	6,656	→
Quarter ending June 2016	6,704	→
Quarter ending September 2016	6,733	→
Quarter ending December 2016	6,676	→
Variance since December 2015	0.4%	→



ACTIVITY



Month	Adjusted Scheduled Activity (UDA)	
	2016	2017
April	125	673
May	1,039	2,622
June	2,129	3,873
July	4,571	5,882
August	6,089	7,442
September	7,849	8,751
October	9,372	10,139
November	11,112	11,646
December	12,822	12,907
January	14,034	
February	16,222	
March	17,226	
April	17,338	
May	17,338	
June	17,338	

QUALITY

	Quantity	Base Number	Contract	AT	Region	England
% of FP17s for the same patient ID Re-attending within 3 months - Children	56	1,186	4.7%	11.3%	12.1%	12.4%
% of FP17s for the same patient ID Re-attending within 3 months - Adults	439	4,486	9.8%	15.1%	15.9%	16.6%
% of FP17s for the same patient ID Re-attending between 3 & 9 months - Children	465	1,186	39.2%	58.7%	58.6%	57.5%
% of FP17s for the same patient ID Re-attending between 3 & 9 months - Adults	1,787	4,486	39.8%	49.8%	51.5%	50.4%
% of FP17s for Band 1 Urgent Courses	375	5,643	6.6%	9.5%	8.0%	9.1%
% of FP17s Relating to Free Repair or Replacements	32	5,643	0.6%	0.9%	0.8%	0.8%
% of FP17s Relating to Continuations	30	5,643	0.5%	1.3%	1.2%	1.3%
% of Patients satisfied with the dentistry they have received	7	8	N/A	92.0%	92.8%	92.7%
% of Patients satisfied with the time they had to wait for an appointment	8	8	N/A	86.7%	89.2%	88.8%

* This is based on patients treated on this contract for their most recent course of treatment. Figures in italics indicate the base number of FP17s or Patient Questionnaire responses are less than 100. N/A is shown where the base number of responses is less than 10 during the period. % is calculated as Quantity/Base number*100

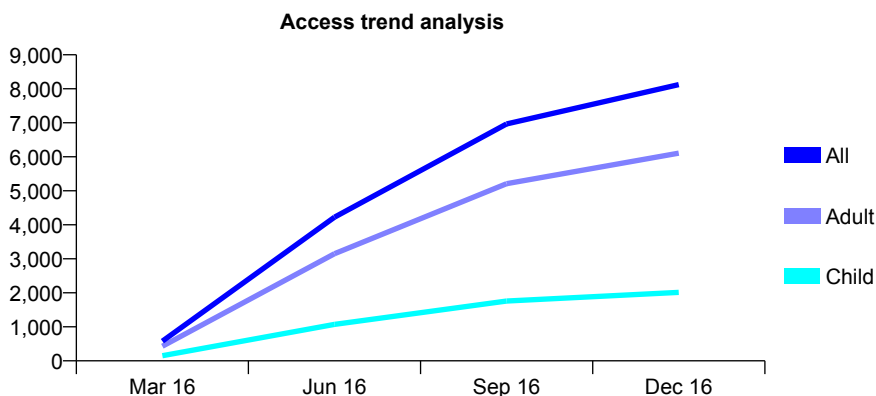
Q56 - Vital Signs At a Glance Contract Report for 185434/0001 - December 2016

Name or company name	Priory Park Dental Practice
Contract type name	GDS Contract
Purpose of contract	General
Contract start date	01/01/2016
Contract end date	

16/17 Contracted general activity (UDA)	28,201
Carry forward general activity (UDA)	-562
16/17 Contracted orthodontic activity (UOA)	0
Carry forward orthodontic activity (UOA)	0
Baseline contract value	£954,083.04

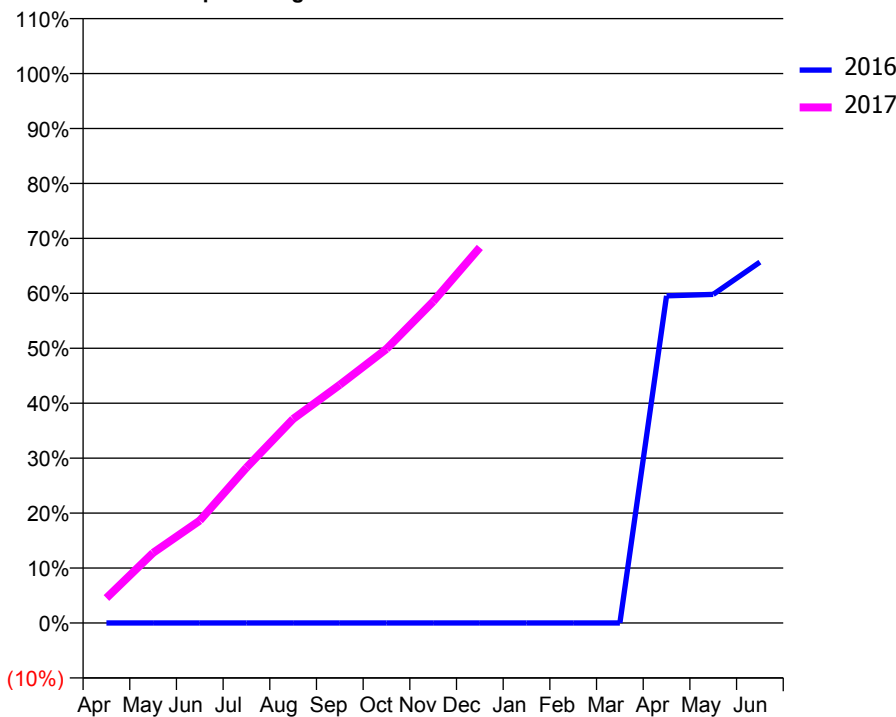
ACCESS*

Patients seen in 24 months	Total	Change since previous quarter
Quarter ending December 2015	0	
Quarter ending March 2016	580	
Quarter ending June 2016	4,225	↑
Quarter ending September 2016	6,968	↑
Quarter ending December 2016	8,123	↑
Variance since December 2015	N/A	



ACTIVITY

Cumulative percentage of contracted UDA delivered 2016 & 2017



Month	Adjusted Scheduled Activity (UDA)	
	2016	2017
April	0	1,282
May	0	3,601
June	0	5,258
July	0	7,975
August	0	10,474
September	0	12,223
October	0	14,066
November	0	16,495
December	0	19,275
January	0	
February	0	
March	0	
April	1,399	
May	1,405	
June	1,543	

QUALITY

	Quantity	Base Number	Contract	AT	Region	England
% of FP17s for the same patient ID Re-attending within 3 months - Children	179	2,962	6.0%	11.3%	12.1%	12.4%
% of FP17s for the same patient ID Re-attending within 3 months - Adults	1,110	9,405	11.8%	15.1%	15.9%	16.6%
% of FP17s for the same patient ID Re-attending between 3 & 9 months - Children	613	2,962	20.7%	58.7%	58.6%	57.5%
% of FP17s for the same patient ID Re-attending between 3 & 9 months - Adults	1,972	9,405	21.0%	49.8%	51.5%	50.4%
% of FP17s for Band 1 Urgent Courses	1,022	11,343	9.0%	9.5%	8.0%	9.1%
% of FP17s Relating to Free Repair or Replacements	56	11,343	0.5%	0.9%	0.8%	0.8%
% of FP17s Relating to Continuations	170	11,343	1.5%	1.3%	1.2%	1.3%
% of Patients satisfied with the dentistry they have received	10	11	90.9%	92.0%	92.8%	92.7%
% of Patients satisfied with the time they had to wait for an appointment	10	11	90.9%	86.7%	89.2%	88.8%

* This is based on patients treated on this contract for their most recent course of treatment. Figures in italics indicate the base number of FP17s or Patient Questionnaire responses are less than 100. N/A is shown where the base number of responses is less than 10 during the period. % is calculated as Quantity/Base number*100

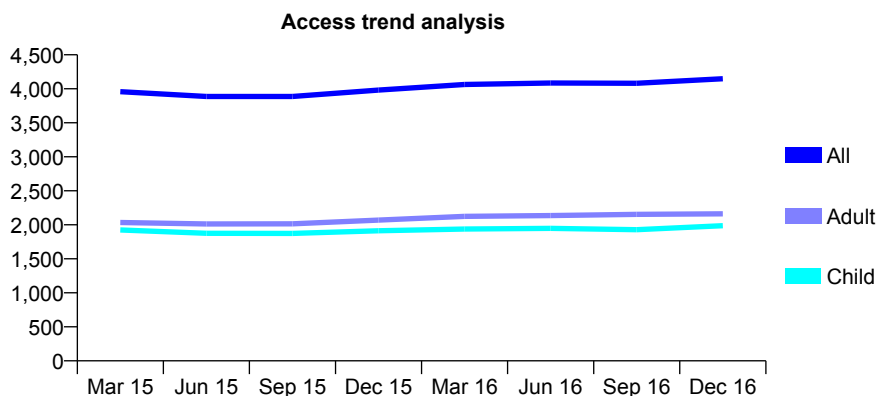
Q56 - Vital Signs At a Glance Contract Report for 185671/0001 - December 2016

Name or company name	Community Dental Services CIC
Contract type name	PDS Contract
Purpose of contract	General
Contract start date	01/10/2012
Contract end date	31/03/2018

16/17 Contracted general activity (UDA)	9,183
Carry forward general activity (UDA)	0
16/17 Contracted orthodontic activity (UOA)	0
Carry forward orthodontic activity (UOA)	0
Baseline contract value	£1,412,285.94

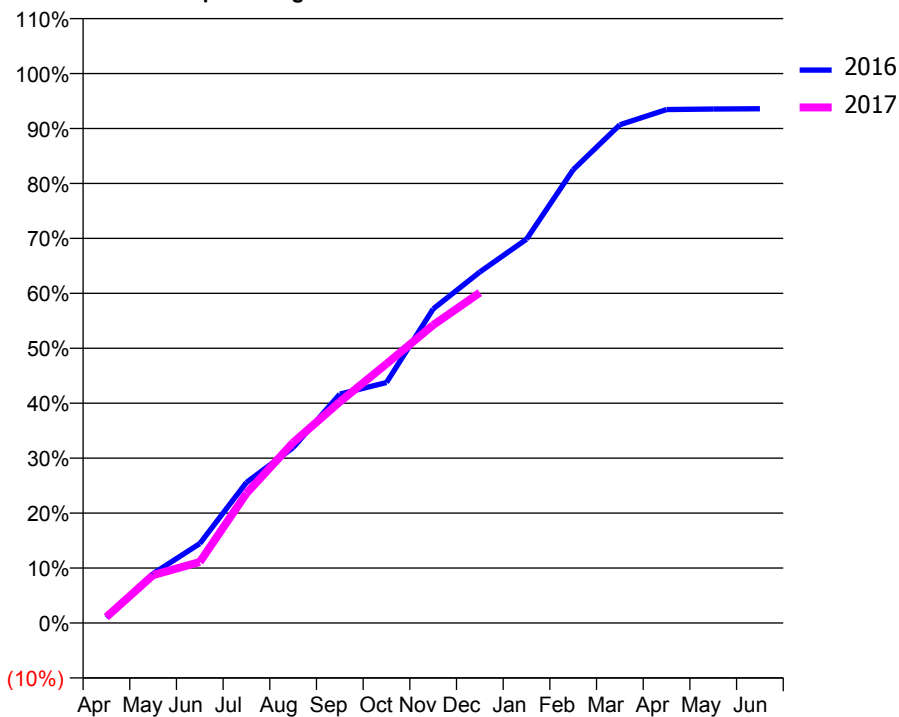
ACCESS*

Patients seen in 24 months	Total	Change since previous quarter
Quarter ending December 2015	3,982	
Quarter ending March 2016	4,063	↑
Quarter ending June 2016	4,085	→
Quarter ending September 2016	4,082	→
Quarter ending December 2016	4,149	→
Variance since December 2015	4.2%	↑



ACTIVITY

Cumulative percentage of contracted UDA delivered 2016 & 2017



Month	Adjusted Scheduled Activity (UDA)	
	2016	2017
April	90	102
May	826	801
June	1,328	1,021
July	2,350	2,167
August	2,931	3,017
September	3,825	3,695
October	4,019	4,332
November	5,249	4,979
December	5,867	5,521
January	6,414	
February	7,576	
March	8,327	
April	8,581	
May	8,591	
June	8,595	

QUALITY

	Quantity	Base Number	Contract	AT	Region	England
% of FP17s for the same patient ID Re-attending within 3 months - Children	111	1,960	5.7%	11.3%	12.1%	12.4%
% of FP17s for the same patient ID Re-attending within 3 months - Adults	252	2,029	12.4%	15.1%	15.9%	16.6%
% of FP17s for the same patient ID Re-attending between 3 & 9 months - Children	913	1,960	46.6%	58.7%	58.6%	57.5%
% of FP17s for the same patient ID Re-attending between 3 & 9 months - Adults	1,045	2,029	51.5%	49.8%	51.5%	50.4%
% of FP17s for Band 1 Urgent Courses	213	3,564	6.0%	9.5%	8.0%	9.1%
% of FP17s Relating to Free Repair or Replacements	4	3,564	0.1%	0.9%	0.8%	0.8%
% of FP17s Relating to Continuations	35	3,564	1.0%	1.3%	1.2%	1.3%
% of Patients satisfied with the dentistry they have received	4	6	N/A	92.0%	92.8%	92.7%
% of Patients satisfied with the time they had to wait for an appointment	3	6	N/A	86.7%	89.2%	88.8%

* This is based on patients treated on this contract for their most recent course of treatment. Figures in italics indicate the base number of FP17s or Patient Questionnaire responses are less than 100. N/A is shown where the base number of responses is less than 10 during the period. % is calculated as Quantity/Base number*100

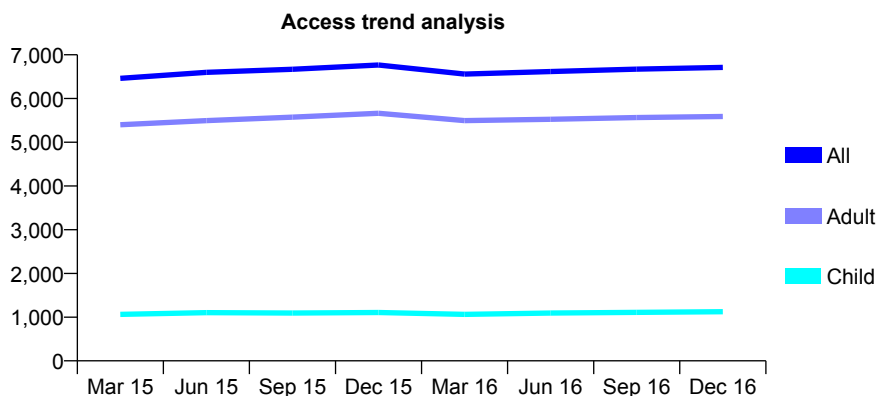
Q56 - Vital Signs At a Glance Contract Report for 185787/0001 - December 2016

Name or company name	Compass Clinic Limited
Contract type name	PDS Plus Contract
Purpose of contract	General
Contract start date	01/05/2010
Contract end date	30/04/2018

16/17 Contracted general activity (UDA)	21,000
Carry forward general activity (UDA)	-413
16/17 Contracted orthodontic activity (UOA)	0
Carry forward orthodontic activity (UOA)	0
Baseline contract value	£583,890.64

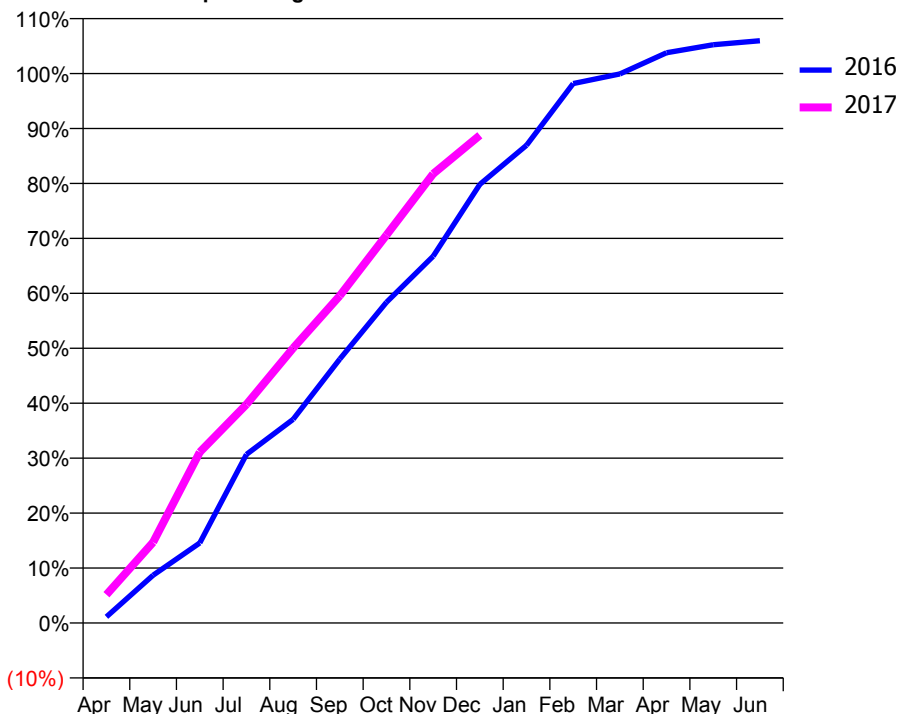
ACCESS*

Patients seen in 24 months	Total	Change since previous quarter
Quarter ending December 2015	6,768	
Quarter ending March 2016	6,558	↓
Quarter ending June 2016	6,617	→
Quarter ending September 2016	6,673	→
Quarter ending December 2016	6,713	→
Variance since December 2015	(0.8%)	→



ACTIVITY

Cumulative percentage of contracted UDA delivered 2016 & 2017



Month	Adjusted Scheduled Activity (UDA)	
	2016	2017
April	231	1,085
May	1,796	3,085
June	3,009	6,528
July	6,341	8,355
August	7,658	10,503
September	9,928	12,510
October	12,064	14,828
November	13,792	17,165
December	16,494	18,638
January	17,964	
February	20,289	
March	20,649	
April	21,444	
May	21,746	
June	21,897	

QUALITY

	Quantity	Base Number	Contract	AT	Region	England
% of FP17s for the same patient ID Re-attending within 3 months - Children	116	1,213	9.6%	11.3%	12.1%	12.4%
% of FP17s for the same patient ID Re-attending within 3 months - Adults	1,377	6,743	20.4%	15.1%	15.9%	16.6%
% of FP17s for the same patient ID Re-attending between 3 & 9 months - Children	566	1,213	46.7%	58.7%	58.6%	57.5%
% of FP17s for the same patient ID Re-attending between 3 & 9 months - Adults	3,243	6,743	48.1%	49.8%	51.5%	50.4%
% of FP17s for Band 1 Urgent Courses	919	7,455	12.3%	9.5%	8.0%	9.1%
% of FP17s Relating to Free Repair or Replacements	281	7,455	3.8%	0.9%	0.8%	0.8%
% of FP17s Relating to Continuations	166	7,455	2.2%	1.3%	1.2%	1.3%
% of Patients satisfied with the dentistry they have received	12	12	100.0%	92.0%	92.8%	92.7%
% of Patients satisfied with the time they had to wait for an appointment	8	12	66.7%	86.7%	89.2%	88.8%

* This is based on patients treated on this contract for their most recent course of treatment. Figures in italics indicate the base number of FP17s or Patient Questionnaire responses are less than 100. N/A is shown where the base number of responses is less than 10 during the period. % is calculated as Quantity/Base number*100

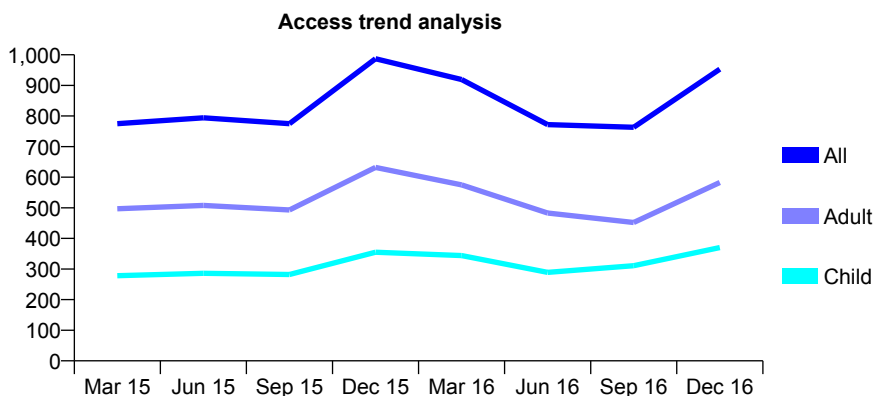
Q56 - Vital Signs At a Glance Contract Report for 187941/0001 - December 2016

Name or company name	Christopher Sprinz and Victoria Victorova
Contract type name	GDS Contract
Purpose of contract	General
Contract start date	12/10/2009
Contract end date	

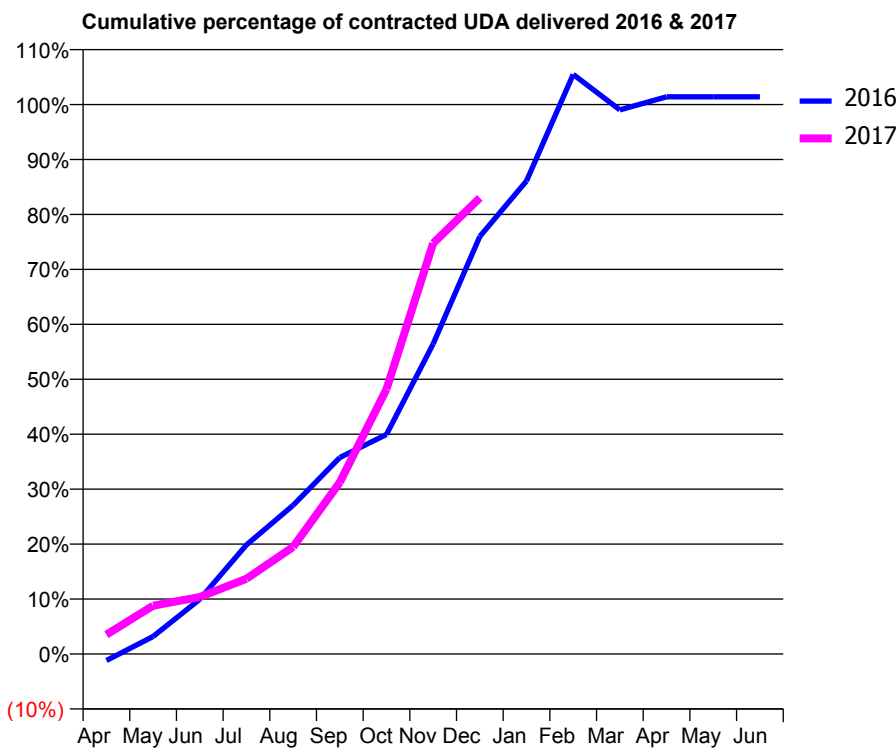
16/17 Contracted general activity (UDA)	1,735
Carry forward general activity (UDA)	-24
16/17 Contracted orthodontic activity (UOA)	0
Carry forward orthodontic activity (UOA)	0
Baseline contract value	£42,442.67

ACCESS*

Patients seen in 24 months	Total	Change since previous quarter
Quarter ending December 2015	987	
Quarter ending March 2016	919	↓
Quarter ending June 2016	772	↓
Quarter ending September 2016	763	↓
Quarter ending December 2016	953	↑
Variance since December 2015	(3.4%)	↓



ACTIVITY



Month	Adjusted Scheduled Activity (UDA)	
	2016	2017
April	-21	61
May	55	153
June	173	180
July	345	238
August	470	338
September	620	542
October	693	836
November	979	1,297
December	1,318	1,440
January	1,493	
February	1,830	
March	1,718	
April	1,759	
May	1,759	
June	1,759	

QUALITY

	Quantity	Base Number	Contract	AT	Region	England
% of FP17s for the same patient ID Re-attending within 3 months - Children	13	436	3.0%	11.3%	12.1%	12.4%
% of FP17s for the same patient ID Re-attending within 3 months - Adults	22	475	4.6%	15.1%	15.9%	16.6%
% of FP17s for the same patient ID Re-attending between 3 & 9 months - Children	243	436	55.7%	58.7%	58.6%	57.5%
% of FP17s for the same patient ID Re-attending between 3 & 9 months - Adults	74	475	15.6%	49.8%	51.5%	50.4%
% of FP17s for Band 1 Urgent Courses	56	883	6.3%	9.5%	8.0%	9.1%
% of FP17s Relating to Free Repair or Replacements	0	883	0.0%	0.9%	0.8%	0.8%
% of FP17s Relating to Continuations	4	883	0.5%	1.3%	1.2%	1.3%
% of Patients satisfied with the dentistry they have received	0	0	N/A	92.0%	92.8%	92.7%
% of Patients satisfied with the time they had to wait for an appointment	0	0	N/A	86.7%	89.2%	88.8%

* This is based on patients treated on this contract for their most recent course of treatment. Figures in italics indicate the base number of FP17s or Patient Questionnaire responses are less than 100. N/A is shown where the base number of responses is less than 10 during the period. % is calculated as Quantity/Base number*100

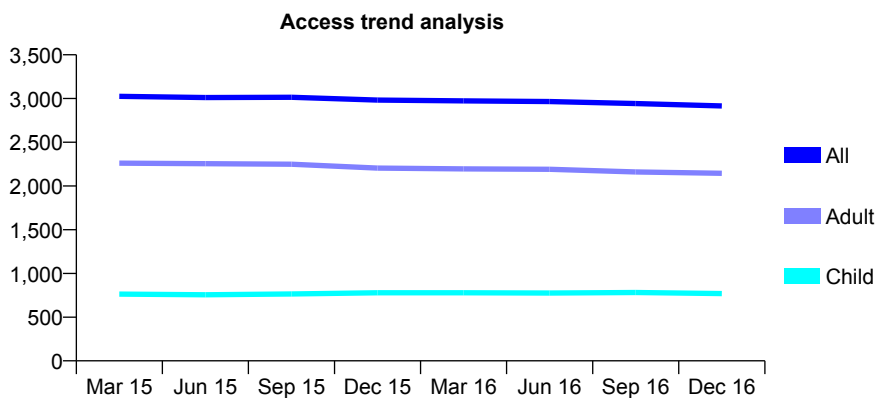
Q56 - Vital Signs At a Glance Contract Report for 188301/0001 - December 2016

Name or company name	Capel Dental Ltd
Contract type name	GDS Contract
Purpose of contract	General and Orthodontic
Contract start date	01/09/2007
Contract end date	

16/17 Contracted general activity (UDA)	5,612
Carry forward general activity (UDA)	127
16/17 Contracted orthodontic activity (UOA)	522
Carry forward orthodontic activity (UOA)	-4
Baseline contract value	£189,603.25

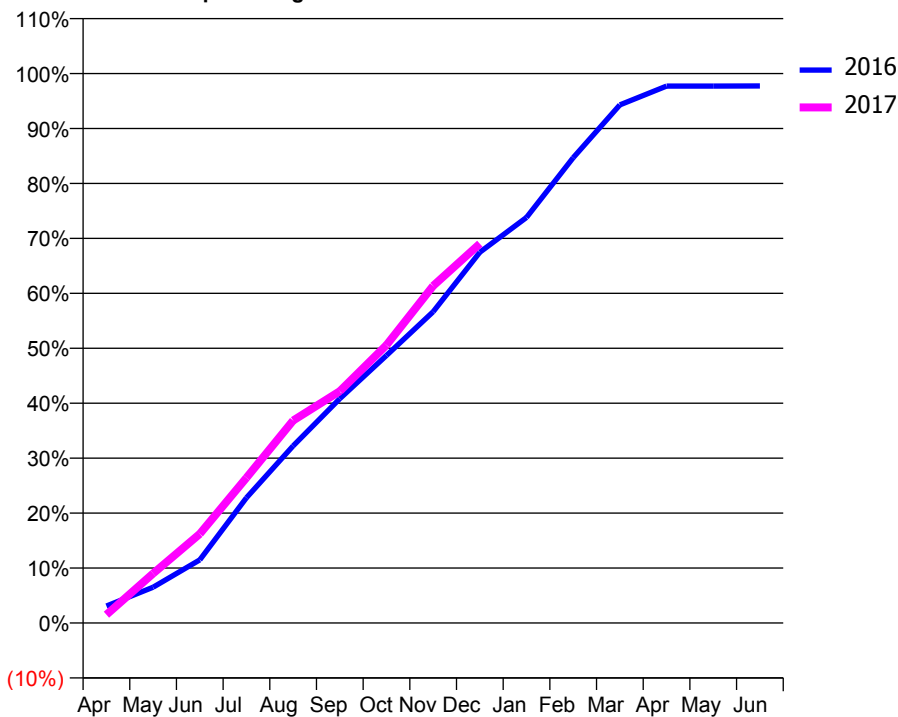
ACCESS*

Patients seen in 24 months	Total	Change since previous quarter
Quarter ending December 2015	2,983	
Quarter ending March 2016	2,973	→
Quarter ending June 2016	2,966	→
Quarter ending September 2016	2,942	→
Quarter ending December 2016	2,915	→
Variance since December 2015	(2.3%)	↓



ACTIVITY

Cumulative percentage of contracted UDA delivered 2016 & 2017



Month	Adjusted Scheduled Activity (UDA)	
	2016	2017
April	173	85
May	366	507
June	644	911
July	1,280	1,484
August	1,809	2,067
September	2,291	2,368
October	2,732	2,839
November	3,180	3,443
December	3,786	3,873
January	4,142	
February	4,752	
March	5,291	
April	5,484	
May	5,484	
June	5,485	

QUALITY

	Quantity	Base Number	Contract	AT	Region	England
% of FP17s for the same patient ID Re-attending within 3 months - Children	80	904	8.8%	11.3%	12.1%	12.4%
% of FP17s for the same patient ID Re-attending within 3 months - Adults	319	2,164	14.7%	15.1%	15.9%	16.6%
% of FP17s for the same patient ID Re-attending between 3 & 9 months - Children	548	904	60.6%	58.7%	58.6%	57.5%
% of FP17s for the same patient ID Re-attending between 3 & 9 months - Adults	1,129	2,164	52.2%	49.8%	51.5%	50.4%
% of FP17s for Band 1 Urgent Courses	97	2,116	4.6%	9.5%	8.0%	9.1%
% of FP17s Relating to Free Repair or Replacements	31	2,116	1.5%	0.9%	0.8%	0.8%
% of FP17s Relating to Continuations	19	2,116	0.9%	1.3%	1.2%	1.3%
% of Patients satisfied with the dentistry they have received	2	2	N/A	92.0%	92.8%	92.7%
% of Patients satisfied with the time they had to wait for an appointment	2	2	N/A	86.7%	89.2%	88.8%

* This is based on patients treated on this contract for their most recent course of treatment. Figures in italics indicate the base number of FP17s or Patient Questionnaire responses are less than 100. N/A is shown where the base number of responses is less than 10 during the period. % is calculated as Quantity/Base number*100

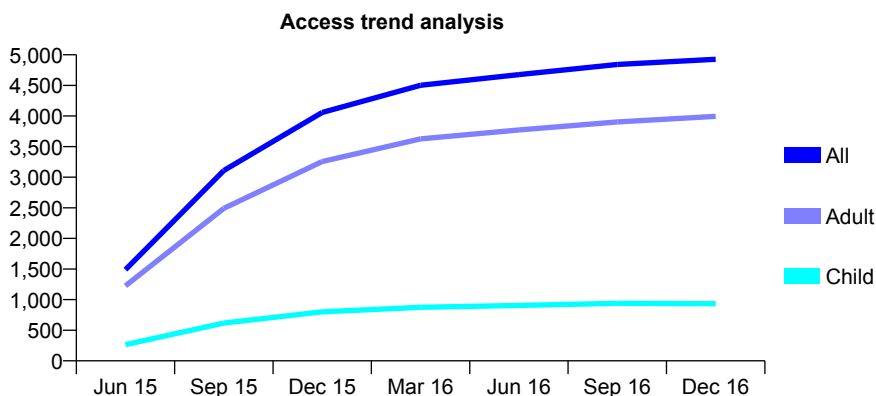
Q56 - Vital Signs At a Glance Contract Report for 189677/0001 - December 2016

Name or company name	Dr Jai Prathap Reddy
Contract type name	GDS Contract
Purpose of contract	General
Contract start date	01/03/2015
Contract end date	

16/17 Contracted general activity (UDA)	14,985
Carry forward general activity (UDA)	-289
16/17 Contracted orthodontic activity (UOA)	0
Carry forward orthodontic activity (UOA)	0
Baseline contract value	£409,696.87

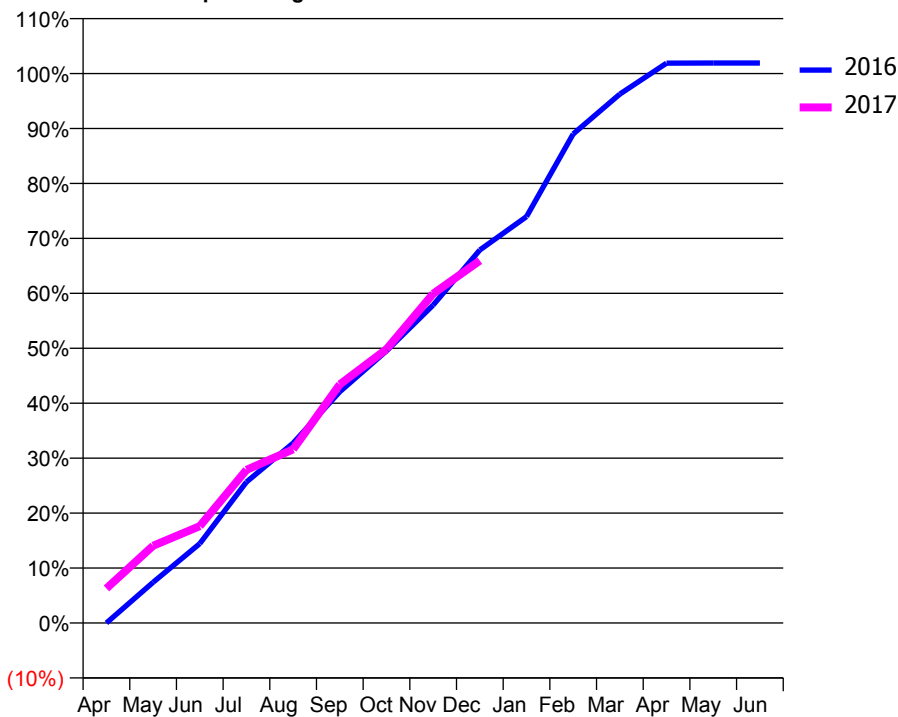
ACCESS*

Patients seen in 24 months	Total	Change since previous quarter
Quarter ending December 2015	4,057	
Quarter ending March 2016	4,502	↑
Quarter ending June 2016	4,677	↑
Quarter ending September 2016	4,843	↑
Quarter ending December 2016	4,927	→
Variance since December 2015	21.4%	↑



ACTIVITY

Cumulative percentage of contracted UDA delivered 2016 & 2017



Month	Adjusted Scheduled Activity (UDA)	
	2016	2017
April	0	944
May	1,121	2,108
June	2,188	2,644
July	3,885	4,178
August	4,956	4,735
September	6,373	6,508
October	7,497	7,467
November	8,759	8,982
December	10,276	9,883
January	11,194	
February	13,474	
March	14,569	
April	15,424	
May	15,426	
June	15,427	

QUALITY

	Quantity	Base Number	Contract	AT	Region	England
% of FP17s for the same patient ID Re-attending within 3 months - Children	73	1,037	7.0%	11.3%	12.1%	12.4%
% of FP17s for the same patient ID Re-attending within 3 months - Adults	617	4,624	13.3%	15.1%	15.9%	16.6%
% of FP17s for the same patient ID Re-attending between 3 & 9 months - Children	628	1,037	60.6%	58.7%	58.6%	57.5%
% of FP17s for the same patient ID Re-attending between 3 & 9 months - Adults	2,933	4,624	63.4%	49.8%	51.5%	50.4%
% of FP17s for Band 1 Urgent Courses	252	5,213	4.8%	9.5%	8.0%	9.1%
% of FP17s Relating to Free Repair or Replacements	57	5,213	1.1%	0.9%	0.8%	0.8%
% of FP17s Relating to Continuations	77	5,213	1.5%	1.3%	1.2%	1.3%
% of Patients satisfied with the dentistry they have received	12	13	92.3%	92.0%	92.8%	92.7%
% of Patients satisfied with the time they had to wait for an appointment	12	13	92.3%	86.7%	89.2%	88.8%

* This is based on patients treated on this contract for their most recent course of treatment. Figures in italics indicate the base number of FP17s or Patient Questionnaire responses are less than 100. N/A is shown where the base number of responses is less than 10 during the period. % is calculated as Quantity/Base number*100

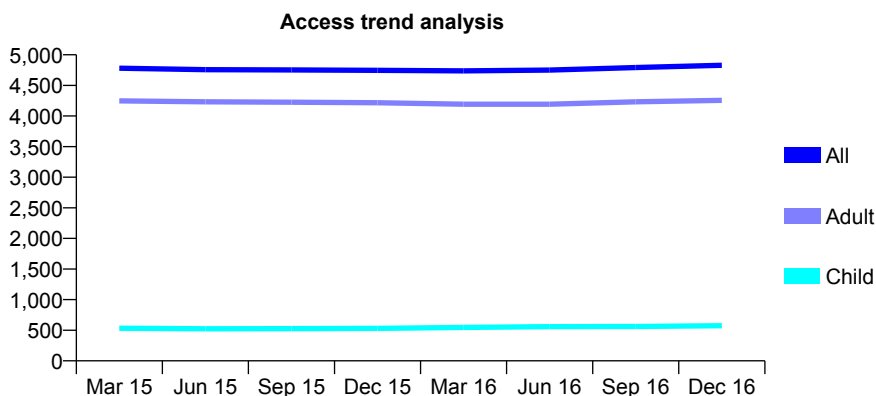
Q56 - Vital Signs At a Glance Contract Report for 189901/0002 - December 2016

Name or company name	Enslin Limited
Contract type name	GDS Contract
Purpose of contract	General
Contract start date	01/04/2013
Contract end date	

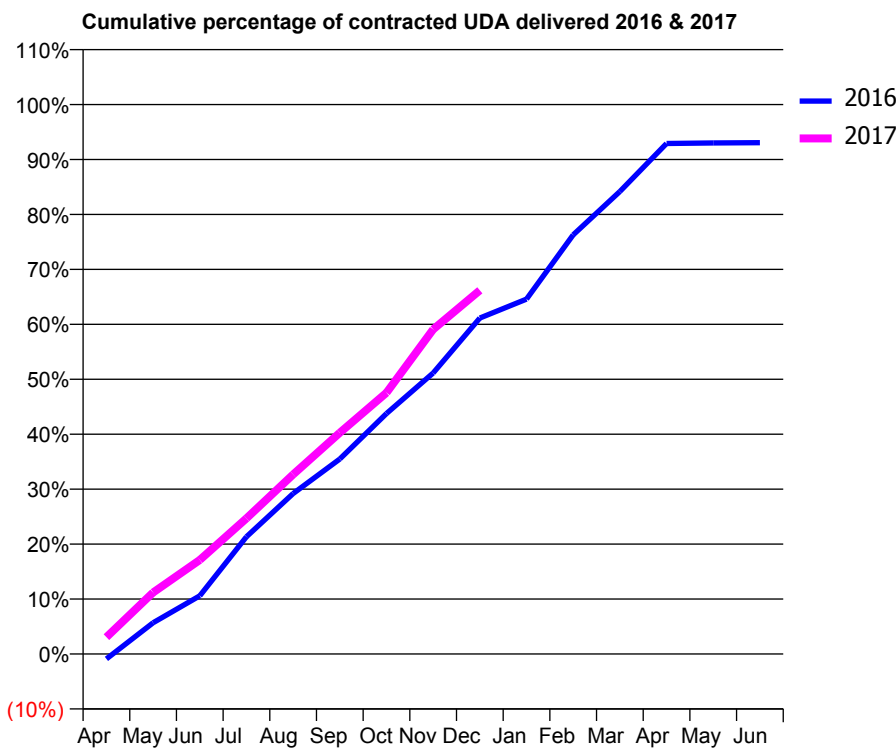
16/17 Contracted general activity (UDA)	15,500
Carry forward general activity (UDA)	0
16/17 Contracted orthodontic activity (UOA)	0
Carry forward orthodontic activity (UOA)	0
Baseline contract value	£383,342.04

ACCESS*

Patients seen in 24 months	Total	Change since previous quarter
Quarter ending December 2015	4,747	
Quarter ending March 2016	4,737	→
Quarter ending June 2016	4,751	→
Quarter ending September 2016	4,793	→
Quarter ending December 2016	4,830	→
Variance since December 2015	1.7%	→



ACTIVITY



Month	Adjusted Scheduled Activity (UDA)	
	2016	2017
April	-139	478
May	875	1,735
June	1,632	2,652
July	3,286	3,827
August	4,498	5,066
September	5,464	6,241
October	6,739	7,370
November	7,876	9,158
December	9,417	10,259
January	9,945	
February	11,747	
March	12,963	
April	14,306	
May	14,324	
June	14,329	

QUALITY

	Quantity	Base Number	Contract	AT	Region	England
% of FP17s for the same patient ID Re-attending within 3 months - Children	54	667	8.1%	11.3%	12.1%	12.4%
% of FP17s for the same patient ID Re-attending within 3 months - Adults	892	5,082	17.6%	15.1%	15.9%	16.6%
% of FP17s for the same patient ID Re-attending between 3 & 9 months - Children	367	667	55.0%	58.7%	58.6%	57.5%
% of FP17s for the same patient ID Re-attending between 3 & 9 months - Adults	2,735	5,082	53.8%	49.8%	51.5%	50.4%
% of FP17s for Band 1 Urgent Courses	482	5,222	9.2%	9.5%	8.0%	9.1%
% of FP17s Relating to Free Repair or Replacements	42	5,222	0.8%	0.9%	0.8%	0.8%
% of FP17s Relating to Continuations	57	5,222	1.1%	1.3%	1.2%	1.3%
% of Patients satisfied with the dentistry they have received	12	12	100.0%	92.0%	92.8%	92.7%
% of Patients satisfied with the time they had to wait for an appointment	12	12	100.0%	86.7%	89.2%	88.8%

* This is based on patients treated on this contract for their most recent course of treatment. Figures in italics indicate the base number of FP17s or Patient Questionnaire responses are less than 100. N/A is shown where the base number of responses is less than 10 during the period. % is calculated as Quantity/Base number*100

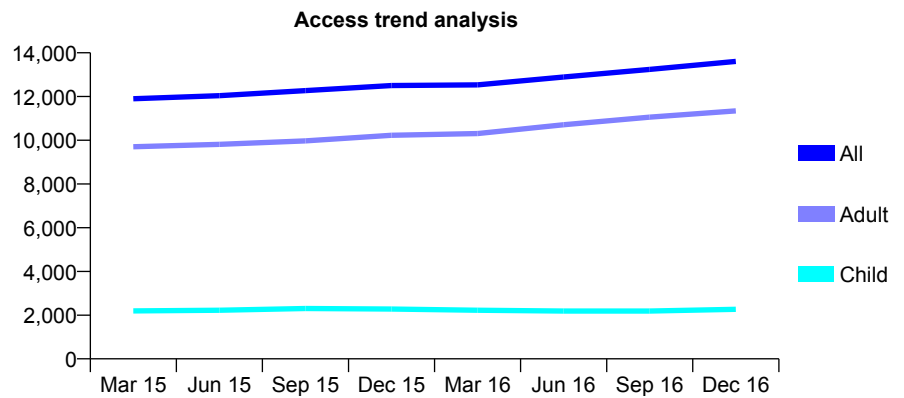
Q56 - Vital Signs At a Glance Contract Report for 190241/0001 - December 2016

Name or company name	CCS Dental Service
Contract type name	PDS Contract
Purpose of contract	General and Orthodontic
Contract start date	01/04/2010
Contract end date	31/03/2018

16/17 Contracted general activity (UDA)	23,865
Carry forward general activity (UDA)	0
16/17 Contracted orthodontic activity (UOA)	420
Carry forward orthodontic activity (UOA)	0
Baseline contract value	£2,593,708.17

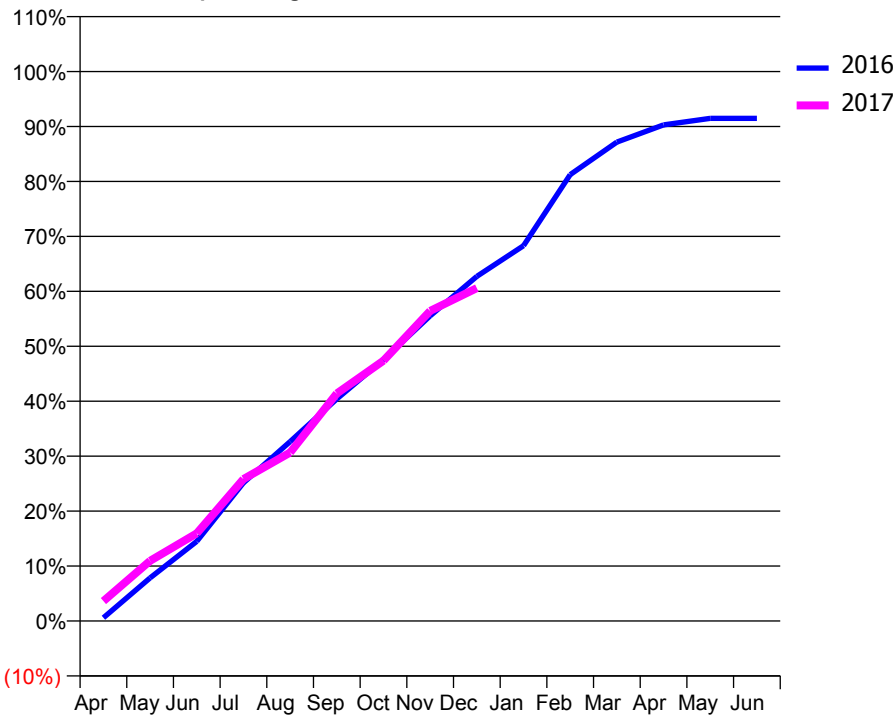
ACCESS*

Patients seen in 24 months	Total	Change since previous quarter
Quarter ending December 2015	12,504	
Quarter ending March 2016	12,533	→
Quarter ending June 2016	12,892	↑
Quarter ending September 2016	13,241	↑
Quarter ending December 2016	13,609	↑
Variance since December 2015	8.8%	↑



ACTIVITY

Cumulative percentage of contracted UDA delivered 2016 & 2017



Month	Adjusted Scheduled Activity (UDA)	
	2016	2017
April	139	866
May	1,871	2,616
June	3,463	3,806
July	6,004	6,166
August	7,791	7,320
September	9,645	9,880
October	11,352	11,306
November	13,253	13,467
December	14,967	14,459
January	16,299	
February	19,389	
March	20,801	
April	21,549	
May	21,831	
June	21,833	

QUALITY

	Quantity	Base Number	Contract	AT	Region	England
% of FP17s for the same patient ID Re-attending within 3 months - Children	312	2,521	12.4%	11.3%	12.1%	12.4%
% of FP17s for the same patient ID Re-attending within 3 months - Adults	1,070	9,066	11.8%	15.1%	15.9%	16.6%
% of FP17s for the same patient ID Re-attending between 3 & 9 months - Children	576	2,521	22.8%	58.7%	58.6%	57.5%
% of FP17s for the same patient ID Re-attending between 3 & 9 months - Adults	1,187	9,066	13.1%	49.8%	51.5%	50.4%
% of FP17s for Band 1 Urgent Courses	7,414	10,350	71.6%	9.5%	8.0%	9.1%
% of FP17s Relating to Free Repair or Replacements	3	10,350	0.0%	0.9%	0.8%	0.8%
% of FP17s Relating to Continuations	0	10,350	0.0%	1.3%	1.2%	1.3%
% of Patients satisfied with the dentistry they have received	10	11	90.9%	92.0%	92.8%	92.7%
% of Patients satisfied with the time they had to wait for an appointment	7	11	63.6%	86.7%	89.2%	88.8%

* This is based on patients treated on this contract for their most recent course of treatment. Figures in italics indicate the base number of FP17s or Patient Questionnaire responses are less than 100. N/A is shown where the base number of responses is less than 10 during the period. % is calculated as Quantity/Base number*100

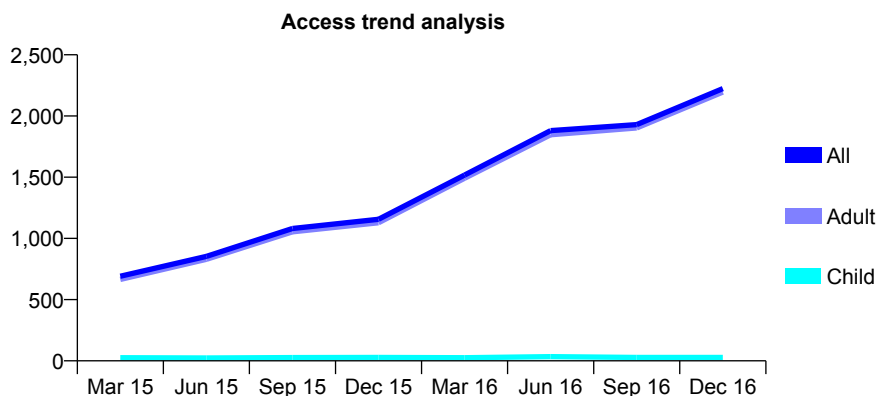
Q56 - Vital Signs At a Glance Contract Report for 190241/0003 - December 2016

Name or company name	CCS Dental Service
Contract type name	PDS Contract
Purpose of contract	General
Contract start date	01/10/2013
Contract end date	31/03/2018

16/17 Contracted general activity (UDA)	8,690
Carry forward general activity (UDA)	0
16/17 Contracted orthodontic activity (UOA)	0
Carry forward orthodontic activity (UOA)	0
Baseline contract value	£719,663.91

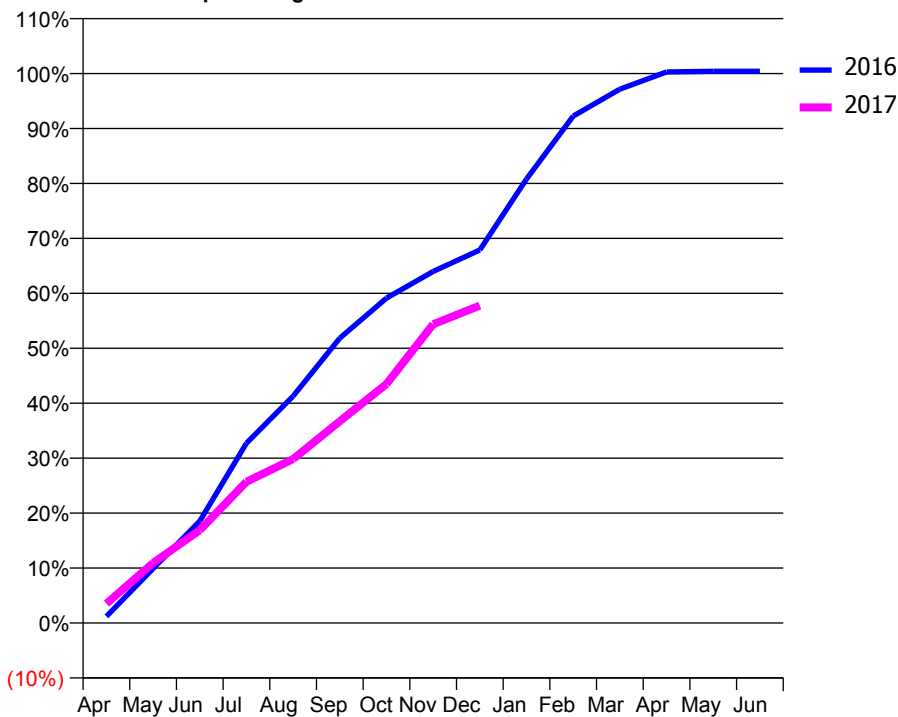
ACCESS*

Patients seen in 24 months	Total	Change since previous quarter
Quarter ending December 2015	1,156	
Quarter ending March 2016	1,518	↑
Quarter ending June 2016	1,881	↑
Quarter ending September 2016	1,930	↑
Quarter ending December 2016	2,224	↑
Variance since December 2015	92.4%	↑



ACTIVITY

Cumulative percentage of contracted UDA delivered 2016 & 2017



Month	Adjusted Scheduled Activity (UDA)	
	2016	2017
April	105	306
May	861	949
June	1,612	1,468
July	2,844	2,234
August	3,587	2,593
September	4,506	3,191
October	5,137	3,780
November	5,559	4,724
December	5,899	5,020
January	7,021	
February	8,017	
March	8,442	
April	8,715	
May	8,724	
June	8,724	

QUALITY

	Quantity	Base Number	Contract	AT	Region	England
% of FP17s for the same patient ID Re-attending within 3 months - Children	0	38	0.0%	11.3%	12.1%	12.4%
% of FP17s for the same patient ID Re-attending within 3 months - Adults	7	1,855	0.4%	15.1%	15.9%	16.6%
% of FP17s for the same patient ID Re-attending between 3 & 9 months - Children	0	38	0.0%	58.7%	58.6%	57.5%
% of FP17s for the same patient ID Re-attending between 3 & 9 months - Adults	10	1,855	0.5%	49.8%	51.5%	50.4%
% of FP17s for Band 1 Urgent Courses	1	1,792	0.1%	9.5%	8.0%	9.1%
% of FP17s Relating to Free Repair or Replacements	0	1,792	0.0%	0.9%	0.8%	0.8%
% of FP17s Relating to Continuations	1	1,792	0.1%	1.3%	1.2%	1.3%
% of Patients satisfied with the dentistry they have received	1	2	N/A	92.0%	92.8%	92.7%
% of Patients satisfied with the time they had to wait for an appointment	1	2	N/A	86.7%	89.2%	88.8%

* This is based on patients treated on this contract for their most recent course of treatment. Figures in italics indicate the base number of FP17s or Patient Questionnaire responses are less than 100. N/A is shown where the base number of responses is less than 10 during the period. % is calculated as Quantity/Base number*100

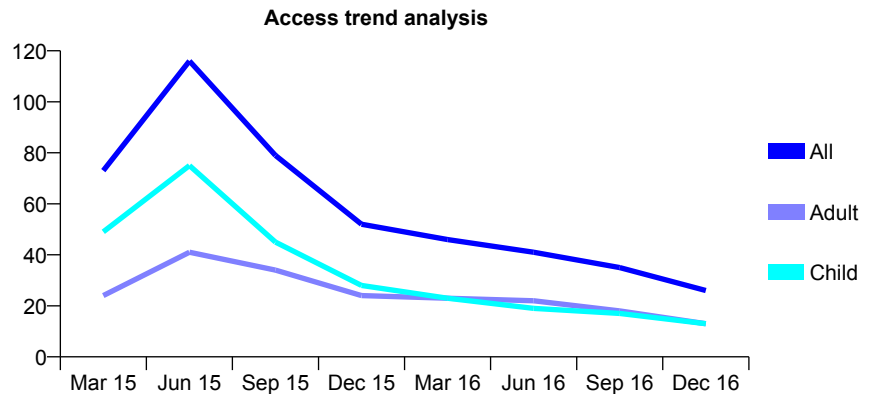
Q56 - Vital Signs At a Glance Contract Report for 190241/0004 - December 2016

Name or company name	CCS Dental Service
Contract type name	PDS Contract
Purpose of contract	General
Contract start date	01/04/2014
Contract end date	31/03/2018

16/17 Contracted general activity (UDA)	500
Carry forward general activity (UDA)	0
16/17 Contracted orthodontic activity (UOA)	0
Carry forward orthodontic activity (UOA)	0
Baseline contract value	£15,552.33

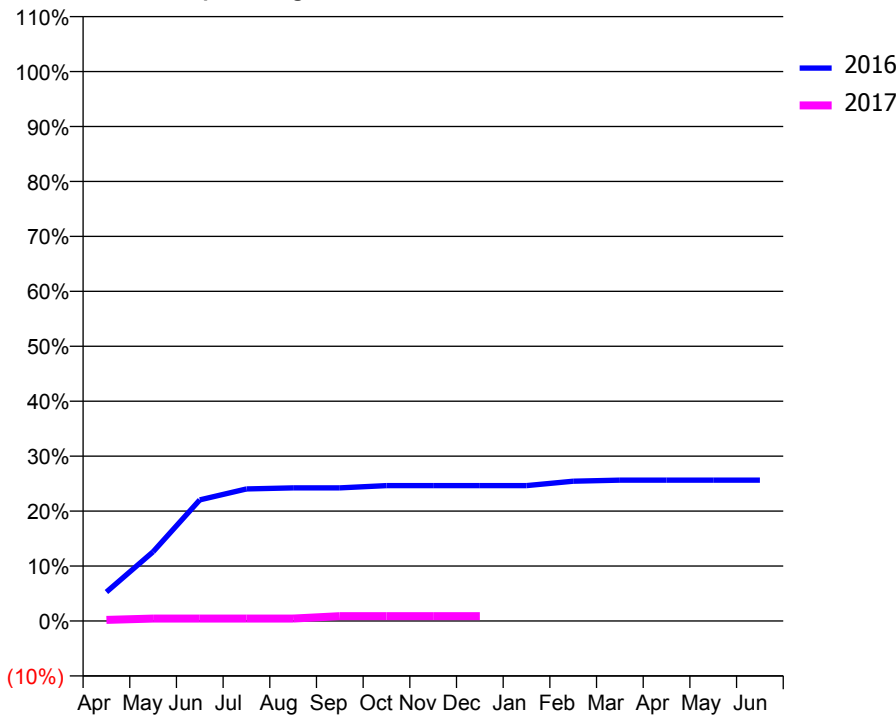
ACCESS*

Patients seen in 24 months	Total	Change since previous quarter
Quarter ending December 2015	52	
Quarter ending March 2016	46	↓
Quarter ending June 2016	41	↓
Quarter ending September 2016	35	↓
Quarter ending December 2016	26	↓
Variance since December 2015	(50.0%)	↓



ACTIVITY

Cumulative percentage of contracted UDA delivered 2016 & 2017



Month	Adjusted Scheduled Activity (UDA)	
	2016	2017
April	26	1
May	63	2
June	110	2
July	120	2
August	121	2
September	121	4
October	123	4
November	123	4
December	123	4
January	123	
February	127	
March	128	
April	128	
May	128	
June	128	

QUALITY

	Quantity	Base Number	Contract	AT	Region	England
% of FP17s for the same patient ID Re-attending within 3 months - Children	0	2	0.0%	11.3%	12.1%	12.4%
% of FP17s for the same patient ID Re-attending within 3 months - Adults	0	2	0.0%	15.1%	15.9%	16.6%
% of FP17s for the same patient ID Re-attending between 3 & 9 months - Children	0	2	0.0%	58.7%	58.6%	57.5%
% of FP17s for the same patient ID Re-attending between 3 & 9 months - Adults	0	2	0.0%	49.8%	51.5%	50.4%
% of FP17s for Band 1 Urgent Courses	2	4	50.0%	9.5%	8.0%	9.1%
% of FP17s Relating to Free Repair or Replacements	0	4	0.0%	0.9%	0.8%	0.8%
% of FP17s Relating to Continuations	0	4	0.0%	1.3%	1.2%	1.3%
% of Patients satisfied with the dentistry they have received	0	0	N/A	92.0%	92.8%	92.7%
% of Patients satisfied with the time they had to wait for an appointment	0	0	N/A	86.7%	89.2%	88.8%

* This is based on patients treated on this contract for their most recent course of treatment. Figures in italics indicate the base number of FP17s or Patient Questionnaire responses are less than 100. N/A is shown where the base number of responses is less than 10 during the period. % is calculated as Quantity/Base number*100

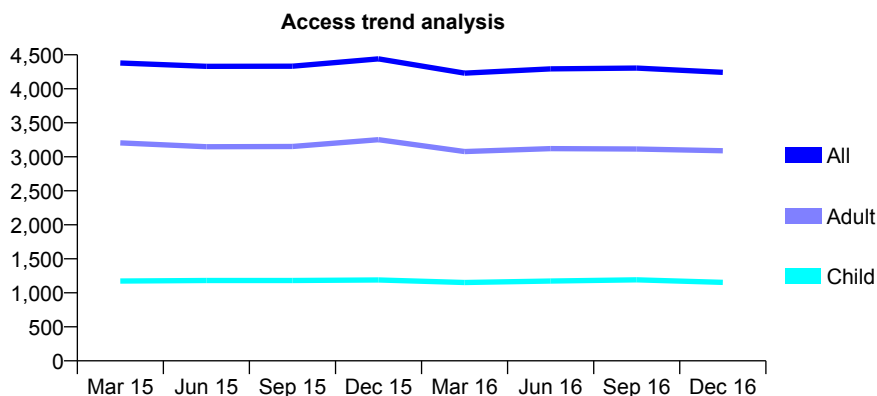
Q56 - Vital Signs At a Glance Contract Report for 190713/0001 - December 2016

Name or company name	Mazdak Eyrumlu and Azad Eyrumlu
Contract type name	GDS Contract
Purpose of contract	General
Contract start date	01/04/2011
Contract end date	

16/17 Contracted general activity (UDA)	16,000
Carry forward general activity (UDA)	624
16/17 Contracted orthodontic activity (UOA)	0
Carry forward orthodontic activity (UOA)	0
Baseline contract value	£436,419.65

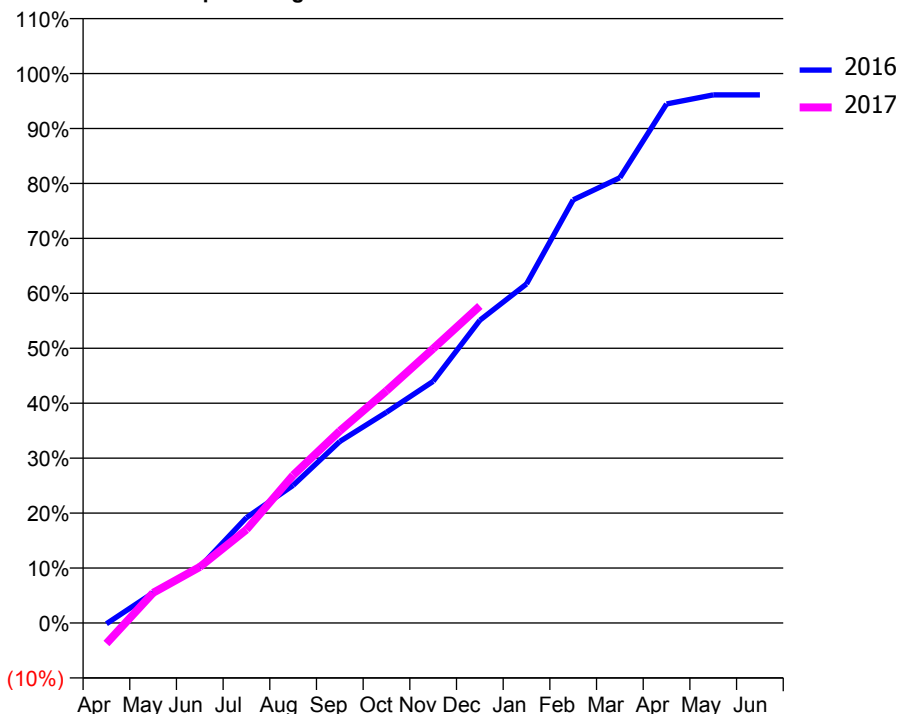
ACCESS*

Patients seen in 24 months	Total	Change since previous quarter
Quarter ending December 2015	4,440	
Quarter ending March 2016	4,230	↓
Quarter ending June 2016	4,294	→
Quarter ending September 2016	4,305	→
Quarter ending December 2016	4,243	↓
Variance since December 2015	(4.4%)	↓



ACTIVITY

Cumulative percentage of contracted UDA delivered 2016 & 2017



Adjusted Scheduled Activity (UDA)

Month	2016	2017
April	-24	-598
May	880	880
June	1,628	1,631
July	3,070	2,721
August	4,009	4,304
September	5,287	5,593
October	6,135	6,760
November	7,039	7,987
December	8,817	9,232
January	9,870	
February	12,321	
March	12,965	
April	15,115	
May	15,376	
June	15,376	

QUALITY

	Quantity	Base Number	Contract	AT	Region	England
% of FP17s for the same patient ID Re-attending within 3 months - Children	71	1,065	6.7%	11.3%	12.1%	12.4%
% of FP17s for the same patient ID Re-attending within 3 months - Adults	367	2,704	13.6%	15.1%	15.9%	16.6%
% of FP17s for the same patient ID Re-attending between 3 & 9 months - Children	543	1,065	51.0%	58.7%	58.6%	57.5%
% of FP17s for the same patient ID Re-attending between 3 & 9 months - Adults	1,216	2,704	45.0%	49.8%	51.5%	50.4%
% of FP17s for Band 1 Urgent Courses	247	3,030	8.2%	9.5%	8.0%	9.1%
% of FP17s Relating to Free Repair or Replacements	21	3,030	0.7%	0.9%	0.8%	0.8%
% of FP17s Relating to Continuations	52	3,030	1.7%	1.3%	1.2%	1.3%
% of Patients satisfied with the dentistry they have received	4	5	N/A	92.0%	92.8%	92.7%
% of Patients satisfied with the time they had to wait for an appointment	5	5	N/A	86.7%	89.2%	88.8%

* This is based on patients treated on this contract for their most recent course of treatment. Figures in italics indicate the base number of FP17s or Patient Questionnaire responses are less than 100. N/A is shown where the base number of responses is less than 10 during the period. % is calculated as Quantity/Base number*100

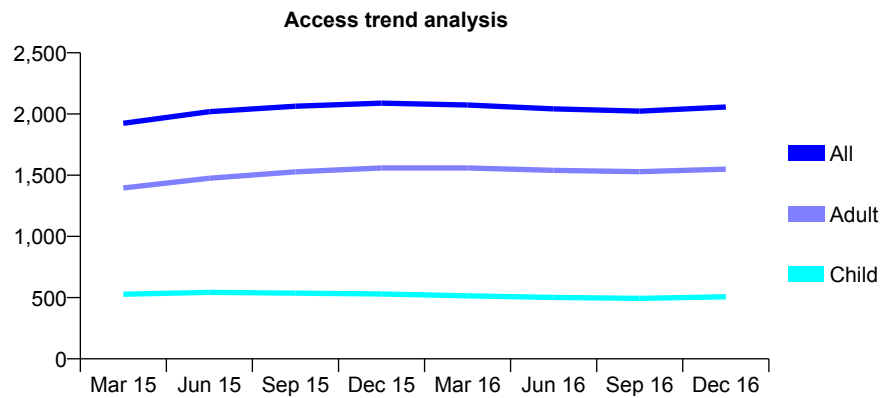
Q56 - Vital Signs At a Glance Contract Report for 190721/0001 - December 2016

Name or company name	Lisalina Smile Clinic Limited
Contract type name	GDS Contract
Purpose of contract	General
Contract start date	01/03/2014
Contract end date	

16/17 Contracted general activity (UDA)	8,013
Carry forward general activity (UDA)	150
16/17 Contracted orthodontic activity (UOA)	0
Carry forward orthodontic activity (UOA)	0
Baseline contract value	£183,937.38

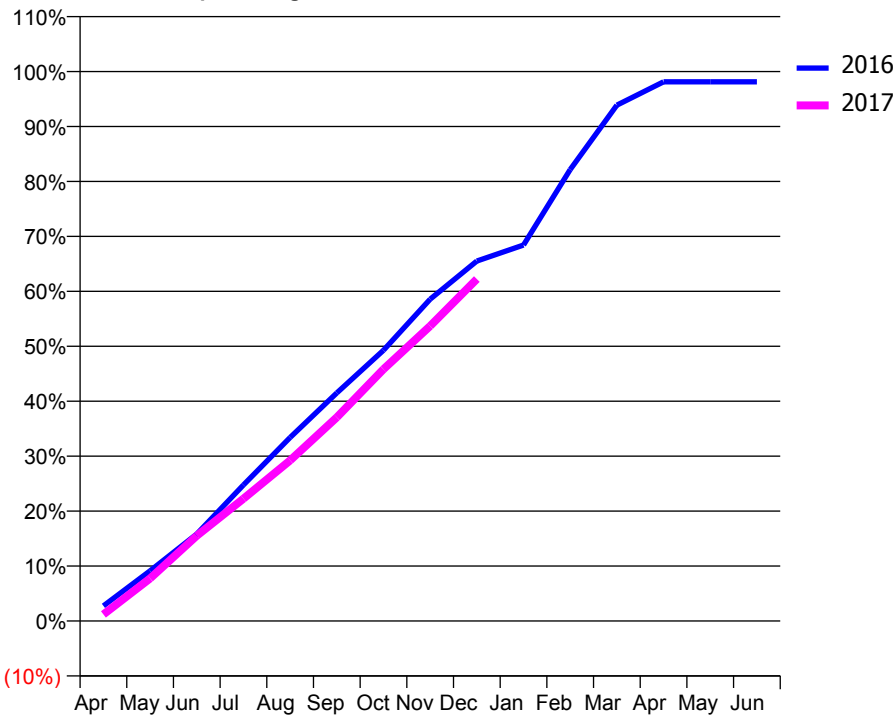
ACCESS*

Patients seen in 24 months	Total	Change since previous quarter
Quarter ending December 2015	2,089	
Quarter ending March 2016	2,074	→
Quarter ending June 2016	2,042	↓
Quarter ending September 2016	2,023	→
Quarter ending December 2016	2,057	→
Variance since December 2015	(1.5%)	↓



ACTIVITY

Cumulative percentage of contracted UDA delivered 2016 & 2017



Month	Adjusted Scheduled Activity (UDA)	
	2016	2017
April	221	97
May	733	622
June	1,269	1,243
July	1,985	1,783
August	2,677	2,343
September	3,326	2,971
October	3,948	3,671
November	4,694	4,303
December	5,249	4,988
January	5,483	
February	6,583	
March	7,523	
April	7,863	
May	7,862	
June	7,863	

QUALITY

	Quantity	Base Number	Contract	AT	Region	England
% of FP17s for the same patient ID Re-attending within 3 months - Children	39	588	6.6%	11.3%	12.1%	12.4%
% of FP17s for the same patient ID Re-attending within 3 months - Adults	226	1,791	12.6%	15.1%	15.9%	16.6%
% of FP17s for the same patient ID Re-attending between 3 & 9 months - Children	392	588	66.7%	58.7%	58.6%	57.5%
% of FP17s for the same patient ID Re-attending between 3 & 9 months - Adults	1,088	1,791	60.7%	49.8%	51.5%	50.4%
% of FP17s for Band 1 Urgent Courses	183	2,259	8.1%	9.5%	8.0%	9.1%
% of FP17s Relating to Free Repair or Replacements	29	2,259	1.3%	0.9%	0.8%	0.8%
% of FP17s Relating to Continuations	6	2,259	0.3%	1.3%	1.2%	1.3%
% of Patients satisfied with the dentistry they have received	5	5	N/A	92.0%	92.8%	92.7%
% of Patients satisfied with the time they had to wait for an appointment	5	5	N/A	86.7%	89.2%	88.8%

* This is based on patients treated on this contract for their most recent course of treatment. Figures in italics indicate the base number of FP17s or Patient Questionnaire responses are less than 100. N/A is shown where the base number of responses is less than 10 during the period. % is calculated as Quantity/Base number*100

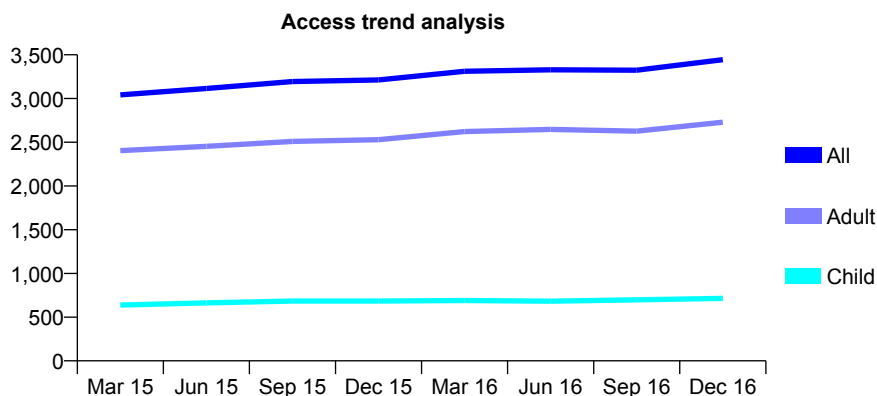
Q56 - Vital Signs At a Glance Contract Report for 191701/0001 - December 2016

Name or company name	Olive Dental Care Ltd
Contract type name	GDS Contract
Purpose of contract	General
Contract start date	01/06/2009
Contract end date	

16/17 Contracted general activity (UDA)	9,022
Carry forward general activity (UDA)	0
16/17 Contracted orthodontic activity (UOA)	0
Carry forward orthodontic activity (UOA)	0
Baseline contract value	£220,791.84

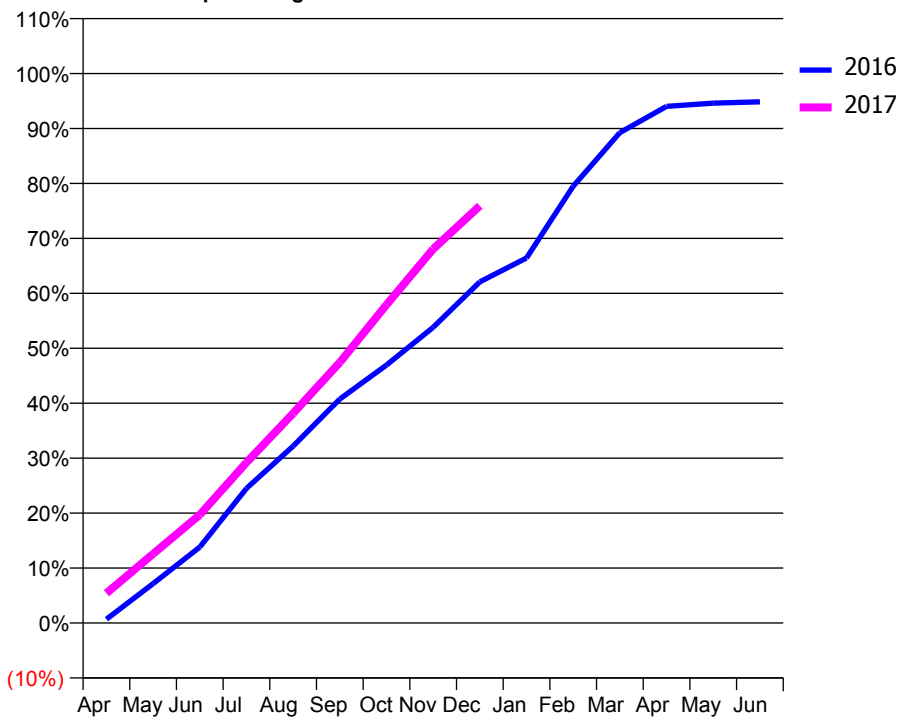
ACCESS*

Patients seen in 24 months	Total	Change since previous quarter
Quarter ending December 2015	3,213	
Quarter ending March 2016	3,312	↑
Quarter ending June 2016	3,328	→
Quarter ending September 2016	3,324	→
Quarter ending December 2016	3,444	↑
Variance since December 2015	7.2%	↑



ACTIVITY

Cumulative percentage of contracted UDA delivered 2016 & 2017



Month	Adjusted Scheduled Activity (UDA)	
	2016	2017
April	62	489
May	646	1,134
June	1,247	1,777
July	2,210	2,635
August	2,904	3,442
September	3,678	4,279
October	4,236	5,224
November	4,856	6,140
December	5,602	6,849
January	5,994	
February	7,172	
March	8,051	
April	8,483	
May	8,535	
June	8,557	

QUALITY

	Quantity	Base Number	Contract	AT	Region	England
% of FP17s for the same patient ID Re-attending within 3 months - Children	50	703	7.1%	11.3%	12.1%	12.4%
% of FP17s for the same patient ID Re-attending within 3 months - Adults	412	2,825	14.6%	15.1%	15.9%	16.6%
% of FP17s for the same patient ID Re-attending between 3 & 9 months - Children	349	703	49.6%	58.7%	58.6%	57.5%
% of FP17s for the same patient ID Re-attending between 3 & 9 months - Adults	1,415	2,825	50.1%	49.8%	51.5%	50.4%
% of FP17s for Band 1 Urgent Courses	312	3,334	9.4%	9.5%	8.0%	9.1%
% of FP17s Relating to Free Repair or Replacements	48	3,334	1.4%	0.9%	0.8%	0.8%
% of FP17s Relating to Continuations	50	3,334	1.5%	1.3%	1.2%	1.3%
% of Patients satisfied with the dentistry they have received	9	9	N/A	92.0%	92.8%	92.7%
% of Patients satisfied with the time they had to wait for an appointment	9	9	N/A	86.7%	89.2%	88.8%

* This is based on patients treated on this contract for their most recent course of treatment. Figures in italics indicate the base number of FP17s or Patient Questionnaire responses are less than 100. N/A is shown where the base number of responses is less than 10 during the period. % is calculated as Quantity/Base number*100

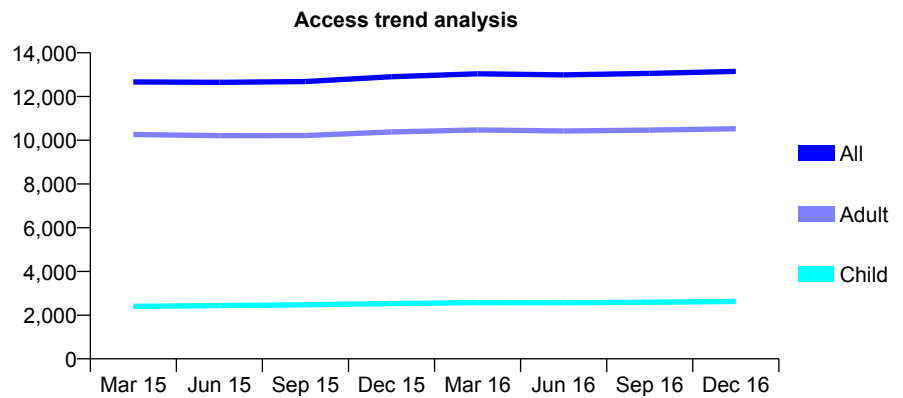
Q56 - Vital Signs At a Glance Contract Report for 192562/0001 - December 2016

Name or company name	All Saints Green Dental Clinic Limited
Contract type name	GDS Contract
Purpose of contract	General
Contract start date	01/02/2012
Contract end date	

16/17 Contracted general activity (UDA)	45,100
Carry forward general activity (UDA)	-285
16/17 Contracted orthodontic activity (UOA)	0
Carry forward orthodontic activity (UOA)	0
Baseline contract value	£1,172,071.71

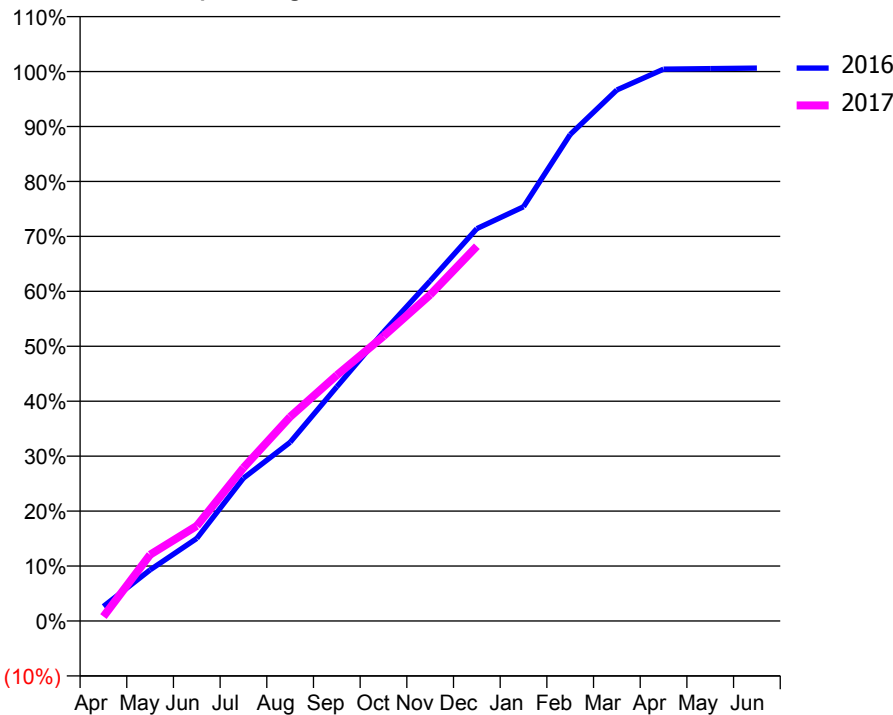
ACCESS*

Patients seen in 24 months	Total	Change since previous quarter
Quarter ending December 2015	12,907	
Quarter ending March 2016	13,039	→
Quarter ending June 2016	12,990	→
Quarter ending September 2016	13,055	→
Quarter ending December 2016	13,150	→
Variance since December 2015	1.9%	→



ACTIVITY

Cumulative percentage of contracted UDA delivered 2016 & 2017



Month	Adjusted Scheduled Activity (UDA)	
	2016	2017
April	1,203	362
May	4,192	5,441
June	6,777	7,803
July	11,731	12,582
August	14,669	16,757
September	19,224	20,181
October	23,719	23,369
November	27,908	26,771
December	32,204	30,759
January	33,999	
February	39,933	
March	43,584	
April	45,292	
May	45,340	
June	45,385	

QUALITY

	Quantity	Base Number	Contract	AT	Region	England
% of FP17s for the same patient ID Re-attending within 3 months - Children	271	2,704	10.0%	11.3%	12.1%	12.4%
% of FP17s for the same patient ID Re-attending within 3 months - Adults	1,972	10,743	18.4%	15.1%	15.9%	16.6%
% of FP17s for the same patient ID Re-attending between 3 & 9 months - Children	1,616	2,704	59.8%	58.7%	58.6%	57.5%
% of FP17s for the same patient ID Re-attending between 3 & 9 months - Adults	5,557	10,743	51.7%	49.8%	51.5%	50.4%
% of FP17s for Band 1 Urgent Courses	1,524	12,671	12.0%	9.5%	8.0%	9.1%
% of FP17s Relating to Free Repair or Replacements	386	12,671	3.0%	0.9%	0.8%	0.8%
% of FP17s Relating to Continuations	96	12,671	0.8%	1.3%	1.2%	1.3%
% of Patients satisfied with the dentistry they have received	20	20	100.0%	92.0%	92.8%	92.7%
% of Patients satisfied with the time they had to wait for an appointment	19	20	95.0%	86.7%	89.2%	88.8%

* This is based on patients treated on this contract for their most recent course of treatment. Figures in italics indicate the base number of FP17s or Patient Questionnaire responses are less than 100. N/A is shown where the base number of responses is less than 10 during the period. % is calculated as Quantity/Base number*100

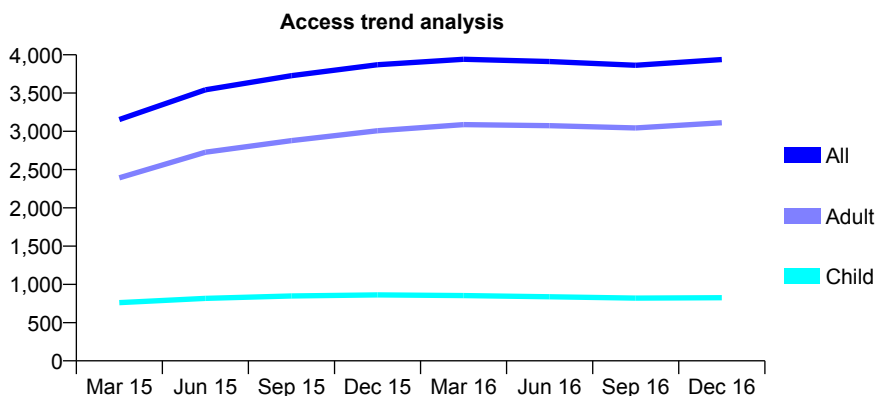
Q56 - Vital Signs At a Glance Contract Report for 193070/0001 - December 2016

Name or company name	Wickham Dental Practice Ltd
Contract type name	Pilot Contract
Purpose of contract	General
Contract start date	01/06/2014
Contract end date	

16/17 Contracted general activity (UDA)	11,872
Carry forward general activity (UDA)	0
16/17 Contracted orthodontic activity (UOA)	0
Carry forward orthodontic activity (UOA)	0
Baseline contract value	£277,542.12

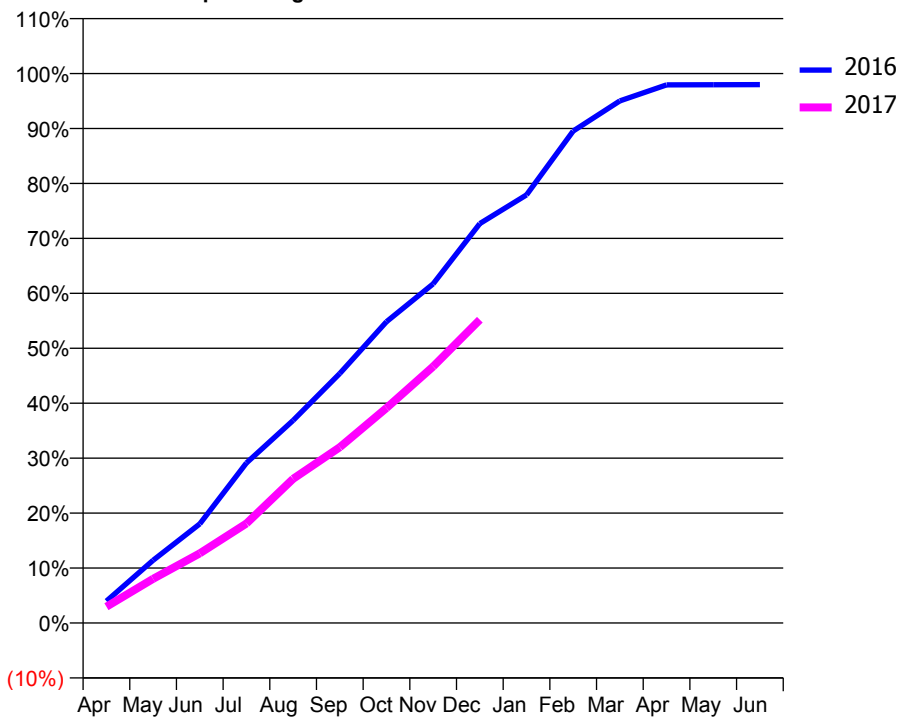
ACCESS*

Patients seen in 24 months	Total	Change since previous quarter
Quarter ending December 2015	3,870	
Quarter ending March 2016	3,941	→
Quarter ending June 2016	3,912	→
Quarter ending September 2016	3,864	↓
Quarter ending December 2016	3,938	→
Variance since December 2015	1.8%	→



ACTIVITY

Cumulative percentage of contracted UDA delivered 2016 & 2017



Adjusted Scheduled Activity (UDA)

Month	2016	2017
April	473	352
May	1,355	956
June	2,142	1,504
July	3,459	2,150
August	4,378	3,117
September	5,391	3,799
October	6,510	4,646
November	7,329	5,541
December	8,631	6,552
January	9,250	
February	10,629	
March	11,282	
April	11,627	
May	11,630	
June	11,631	

QUALITY

	Quantity	Base Number	Contract	AT	Region	England
% of FP17s for the same patient ID Re-attending within 3 months - Children	20	685	2.9%	11.3%	12.1%	12.4%
% of FP17s for the same patient ID Re-attending within 3 months - Adults	350	2,702	13.0%	15.1%	15.9%	16.6%
% of FP17s for the same patient ID Re-attending between 3 & 9 months - Children	369	685	53.9%	58.7%	58.6%	57.5%
% of FP17s for the same patient ID Re-attending between 3 & 9 months - Adults	1,277	2,702	47.3%	49.8%	51.5%	50.4%
% of FP17s for Band 1 Urgent Courses	168	3,201	5.2%	9.5%	8.0%	9.1%
% of FP17s Relating to Free Repair or Replacements	17	3,201	0.5%	0.9%	0.8%	0.8%
% of FP17s Relating to Continuations	58	3,201	1.8%	1.3%	1.2%	1.3%
% of Patients satisfied with the dentistry they have received	4	6	N/A	92.0%	92.8%	92.7%
% of Patients satisfied with the time they had to wait for an appointment	3	6	N/A	86.7%	89.2%	88.8%

* This is based on patients treated on this contract for their most recent course of treatment. Figures in italics indicate the base number of FP17s or Patient Questionnaire responses are less than 100. N/A is shown where the base number of responses is less than 10 during the period. % is calculated as Quantity/Base number*100

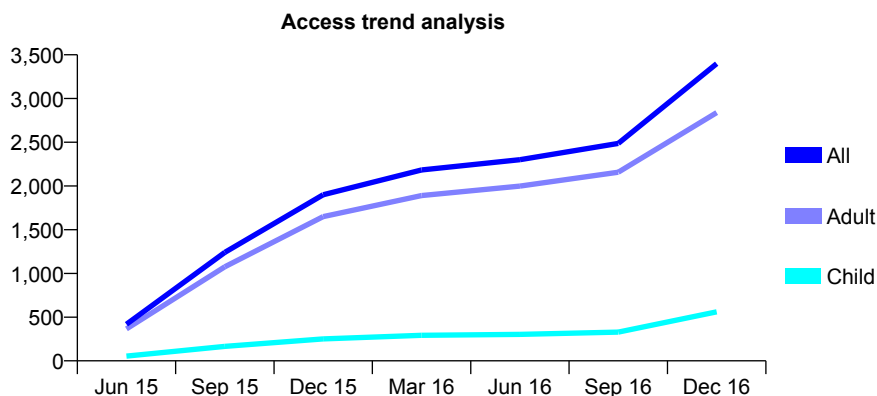
Q56 - Vital Signs At a Glance Contract Report for 193712/0001 - December 2016

Name or company name	Dr K.A Fagher & Dr A. Surti
Contract type name	GDS Contract
Purpose of contract	General
Contract start date	08/05/2015
Contract end date	

16/17 Contracted general activity (UDA)	9,810
Carry forward general activity (UDA)	0
16/17 Contracted orthodontic activity (UOA)	0
Carry forward orthodontic activity (UOA)	0
Baseline contract value	£231,305.65

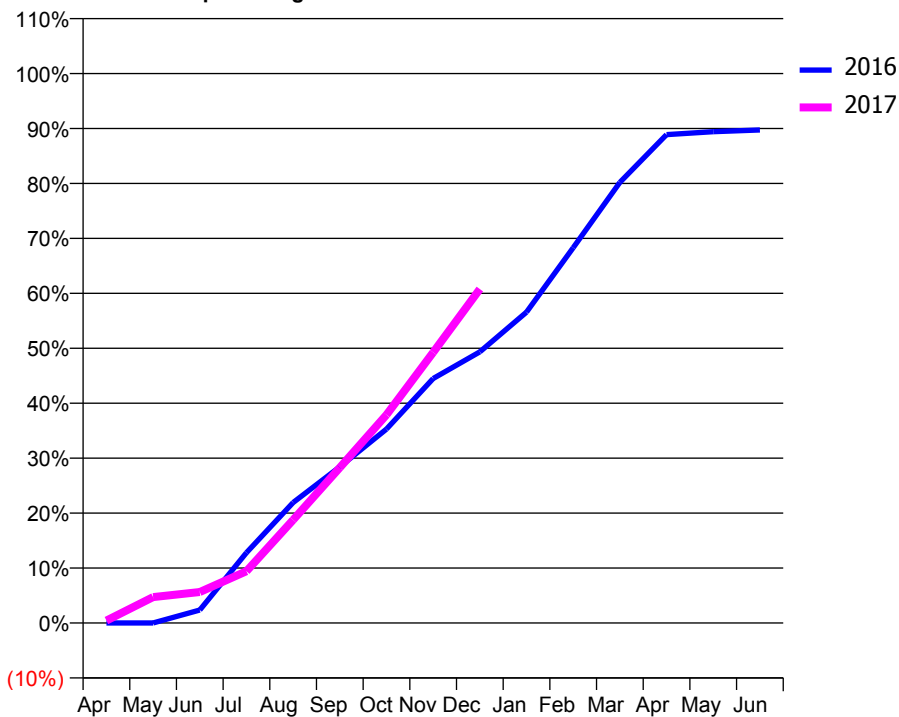
ACCESS*

Patients seen in 24 months	Total	Change since previous quarter
Quarter ending December 2015	1,900	
Quarter ending March 2016	2,183	↑
Quarter ending June 2016	2,300	↑
Quarter ending September 2016	2,486	↑
Quarter ending December 2016	3,399	↑
Variance since December 2015	78.9%	↑



ACTIVITY

Cumulative percentage of contracted UDA delivered 2016 & 2017



Month	Adjusted Scheduled Activity (UDA)	
	2016	2017
April	0	43
May	0	463
June	207	552
July	1,126	924
August	1,930	1,841
September	2,504	2,774
October	3,109	3,717
November	3,918	4,831
December	4,345	5,962
January	4,982	
February	6,015	
March	7,061	
April	7,828	
May	7,874	
June	7,901	

QUALITY

	Quantity	Base Number	Contract	AT	Region	England
% of FP17s for the same patient ID Re-attending within 3 months - Children	13	536	2.4%	11.3%	12.1%	12.4%
% of FP17s for the same patient ID Re-attending within 3 months - Adults	368	3,164	11.6%	15.1%	15.9%	16.6%
% of FP17s for the same patient ID Re-attending between 3 & 9 months - Children	125	536	23.3%	58.7%	58.6%	57.5%
% of FP17s for the same patient ID Re-attending between 3 & 9 months - Adults	1,178	3,164	37.2%	49.8%	51.5%	50.4%
% of FP17s for Band 1 Urgent Courses	205	3,440	6.0%	9.5%	8.0%	9.1%
% of FP17s Relating to Free Repair or Replacements	5	3,440	0.1%	0.9%	0.8%	0.8%
% of FP17s Relating to Continuations	19	3,440	0.6%	1.3%	1.2%	1.3%
% of Patients satisfied with the dentistry they have received	17	17	100.0%	92.0%	92.8%	92.7%
% of Patients satisfied with the time they had to wait for an appointment	15	17	88.2%	86.7%	89.2%	88.8%

* This is based on patients treated on this contract for their most recent course of treatment. Figures in italics indicate the base number of FP17s or Patient Questionnaire responses are less than 100. N/A is shown where the base number of responses is less than 10 during the period. % is calculated as Quantity/Base number*100

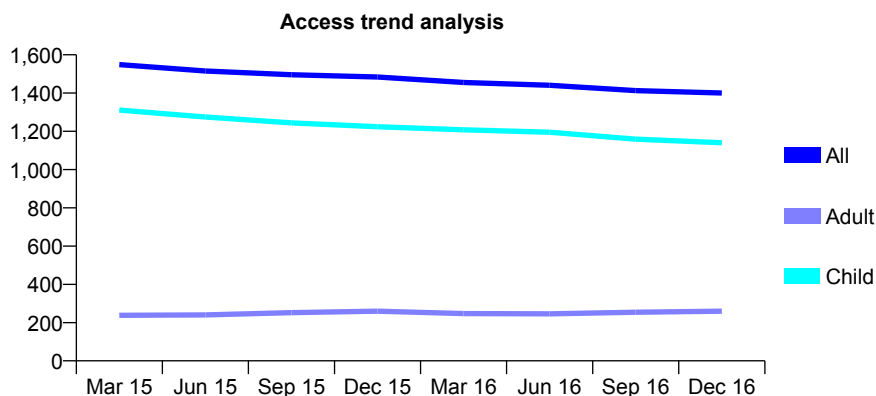
Q56 - Vital Signs At a Glance Contract Report for 195618/0001 - December 2016

Name or company name	Dr P Wilson and Dr G Singh
Contract type name	GDS Contract
Purpose of contract	General
Contract start date	01/06/2008
Contract end date	

16/17 Contracted general activity (UDA)	3,717
Carry forward general activity (UDA)	0
16/17 Contracted orthodontic activity (UOA)	0
Carry forward orthodontic activity (UOA)	0
Baseline contract value	£104,715.94

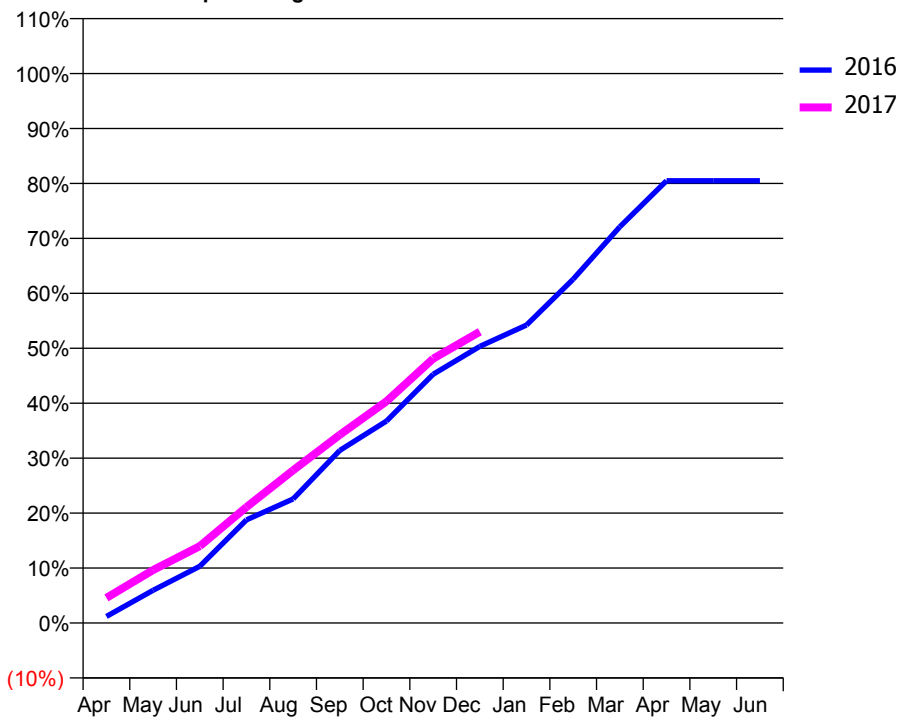
ACCESS*

Patients seen in 24 months	Total	Change since previous quarter
Quarter ending December 2015	1,484	
Quarter ending March 2016	1,455	↓
Quarter ending June 2016	1,441	→
Quarter ending September 2016	1,413	↓
Quarter ending December 2016	1,400	→
Variance since December 2015	(5.7%)	↓



ACTIVITY

Cumulative percentage of contracted UDA delivered 2016 & 2017



Month	Adjusted Scheduled Activity (UDA)	
	2016	2017
April	54	170
May	266	358
June	461	520
July	839	785
August	1,008	1,034
September	1,403	1,273
October	1,642	1,499
November	2,022	1,788
December	2,249	1,970
January	2,422	
February	2,795	
March	3,221	
April	3,595	
May	3,595	
June	3,595	

QUALITY

	Quantity	Base Number	Contract	AT	Region	England
% of FP17s for the same patient ID Re-attending within 3 months - Children	76	1,586	4.8%	11.3%	12.1%	12.4%
% of FP17s for the same patient ID Re-attending within 3 months - Adults	7	98	7.1%	15.1%	15.9%	16.6%
% of FP17s for the same patient ID Re-attending between 3 & 9 months - Children	1,262	1,586	79.6%	58.7%	58.6%	57.5%
% of FP17s for the same patient ID Re-attending between 3 & 9 months - Adults	85	98	86.7%	49.8%	51.5%	50.4%
% of FP17s for Band 1 Urgent Courses	27	1,501	1.8%	9.5%	8.0%	9.1%
% of FP17s Relating to Free Repair or Replacements	0	1,501	0.0%	0.9%	0.8%	0.8%
% of FP17s Relating to Continuations	0	1,501	0.0%	1.3%	1.2%	1.3%
% of Patients satisfied with the dentistry they have received	3	3	N/A	92.0%	92.8%	92.7%
% of Patients satisfied with the time they had to wait for an appointment	3	3	N/A	86.7%	89.2%	88.8%

* This is based on patients treated on this contract for their most recent course of treatment. Figures in italics indicate the base number of FP17s or Patient Questionnaire responses are less than 100. N/A is shown where the base number of responses is less than 10 during the period. % is calculated as Quantity/Base number*100

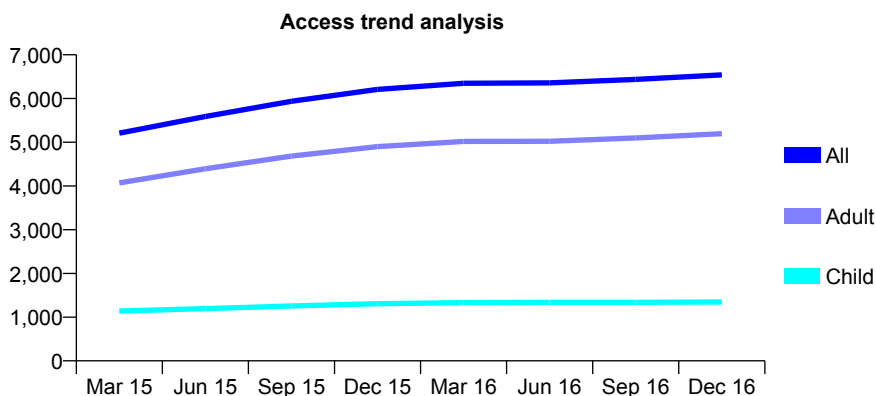
Q56 - Vital Signs At a Glance Contract Report for 197254/0001 - December 2016

Name or company name	Miss Susan Allen and Mr Terence Michael .
Contract type name	GDS Contract
Purpose of contract	General
Contract start date	01/03/2014
Contract end date	

16/17 Contracted general activity (UDA)	20,007
Carry forward general activity (UDA)	-343
16/17 Contracted orthodontic activity (UOA)	0
Carry forward orthodontic activity (UOA)	0
Baseline contract value	£527,447.64

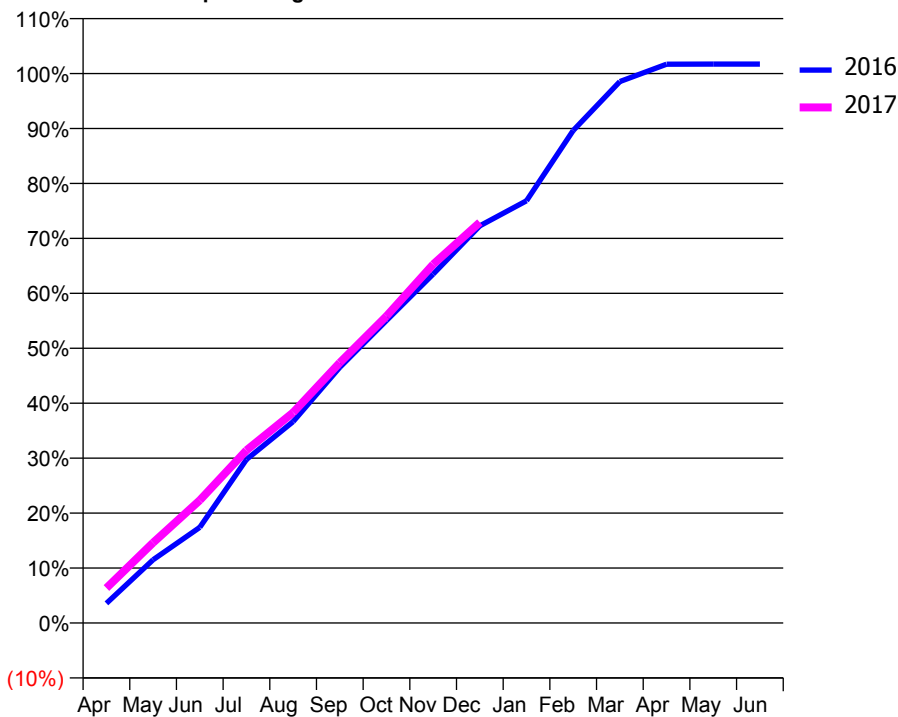
ACCESS*

Patients seen in 24 months	Total	Change since previous quarter
Quarter ending December 2015	6,208	
Quarter ending March 2016	6,350	↑
Quarter ending June 2016	6,359	→
Quarter ending September 2016	6,436	→
Quarter ending December 2016	6,541	→
Variance since December 2015	5.4%	↑



ACTIVITY

Cumulative percentage of contracted UDA delivered 2016 & 2017



Month	Adjusted Scheduled Activity (UDA)	
	2016	2017
April	717	1,274
May	2,304	2,924
June	3,483	4,467
July	5,953	6,289
August	7,334	7,662
September	9,311	9,478
October	11,013	11,172
November	12,702	13,060
December	14,462	14,585
January	15,375	
February	17,933	
March	19,713	
April	20,346	
May	20,350	
June	20,350	

QUALITY

	Quantity	Base Number	Contract	AT	Region	England
% of FP17s for the same patient ID Re-attending within 3 months - Children	148	1,626	9.1%	11.3%	12.1%	12.4%
% of FP17s for the same patient ID Re-attending within 3 months - Adults	847	5,607	15.1%	15.1%	15.9%	16.6%
% of FP17s for the same patient ID Re-attending between 3 & 9 months - Children	992	1,626	61.0%	58.7%	58.6%	57.5%
% of FP17s for the same patient ID Re-attending between 3 & 9 months - Adults	2,973	5,607	53.0%	49.8%	51.5%	50.4%
% of FP17s for Band 1 Urgent Courses	817	6,919	11.8%	9.5%	8.0%	9.1%
% of FP17s Relating to Free Repair or Replacements	54	6,919	0.8%	0.9%	0.8%	0.8%
% of FP17s Relating to Continuations	53	6,919	0.8%	1.3%	1.2%	1.3%
% of Patients satisfied with the dentistry they have received	12	12	100.0%	92.0%	92.8%	92.7%
% of Patients satisfied with the time they had to wait for an appointment	12	12	100.0%	86.7%	89.2%	88.8%

* This is based on patients treated on this contract for their most recent course of treatment. Figures in italics indicate the base number of FP17s or Patient Questionnaire responses are less than 100. N/A is shown where the base number of responses is less than 10 during the period. % is calculated as Quantity/Base number*100

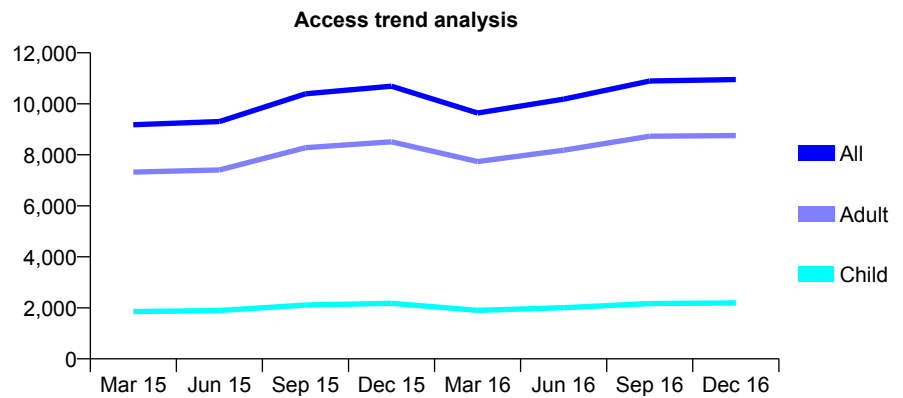
Q56 - Vital Signs At a Glance Contract Report for 199176/0001 - December 2016

Name or company name	Larry Levin & Jeff Sherer
Contract type name	GDS Contract
Purpose of contract	General
Contract start date	01/04/2013
Contract end date	

16/17 Contracted general activity (UDA)	51,387
Carry forward general activity (UDA)	1,587
16/17 Contracted orthodontic activity (UOA)	0
Carry forward orthodontic activity (UOA)	0
Baseline contract value	£1,065,567.58

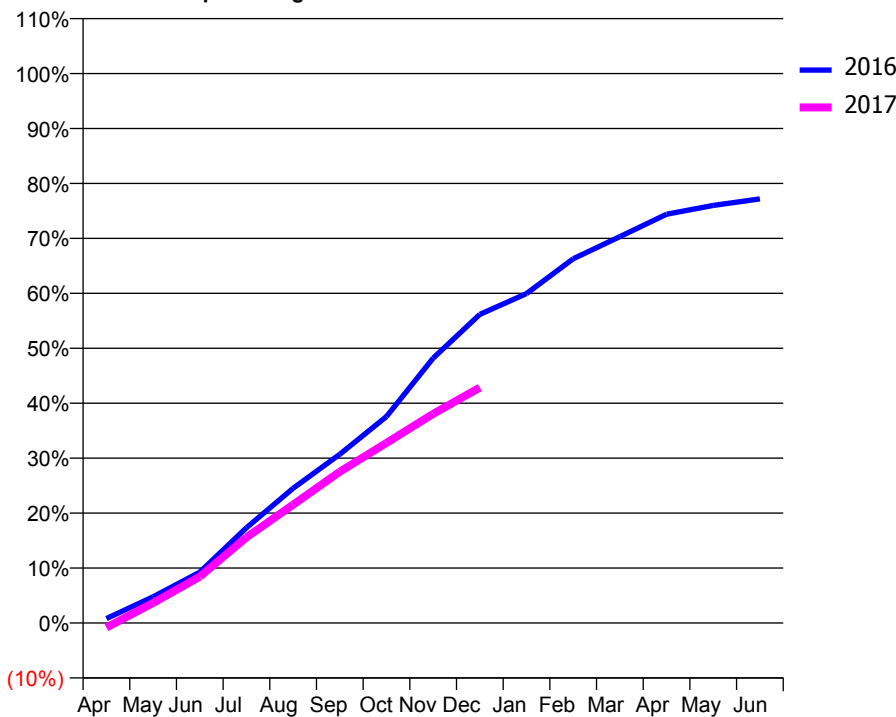
ACCESS*

Patients seen in 24 months	Total	Change since previous quarter
Quarter ending December 2015	10,689	
Quarter ending March 2016	9,639	↓
Quarter ending June 2016	10,184	↑
Quarter ending September 2016	10,896	↑
Quarter ending December 2016	10,950	→
Variance since December 2015	2.4%	↑



ACTIVITY

Cumulative percentage of contracted UDA delivered 2016 & 2017



Month	Adjusted Scheduled Activity (UDA)	
	2016	2017
April	339	-430
May	2,006	1,873
June	3,890	4,330
July	7,284	8,009
August	10,296	11,063
September	12,899	14,150
October	15,779	16,842
November	20,248	19,562
December	23,589	22,015
January	25,177	
February	27,837	
March	29,537	
April	31,247	
May	31,921	
June	32,413	

QUALITY

	Quantity	Base Number	Contract	AT	Region	England
% of FP17s for the same patient ID Re-attending within 3 months - Children	234	2,274	10.3%	11.3%	12.1%	12.4%
% of FP17s for the same patient ID Re-attending within 3 months - Adults	1,921	9,774	19.7%	15.1%	15.9%	16.6%
% of FP17s for the same patient ID Re-attending between 3 & 9 months - Children	849	2,274	37.3%	58.7%	58.6%	57.5%
% of FP17s for the same patient ID Re-attending between 3 & 9 months - Adults	3,367	9,774	34.4%	49.8%	51.5%	50.4%
% of FP17s for Band 1 Urgent Courses	2,080	11,212	18.6%	9.5%	8.0%	9.1%
% of FP17s Relating to Free Repair or Replacements	81	11,212	0.7%	0.9%	0.8%	0.8%
% of FP17s Relating to Continuations	359	11,212	3.2%	1.3%	1.2%	1.3%
% of Patients satisfied with the dentistry they have received	50	58	86.2%	92.0%	92.8%	92.7%
% of Patients satisfied with the time they had to wait for an appointment	43	58	74.1%	86.7%	89.2%	88.8%

* This is based on patients treated on this contract for their most recent course of treatment. Figures in italics indicate the base number of FP17s or Patient Questionnaire responses are less than 100. N/A is shown where the base number of responses is less than 10 during the period. % is calculated as Quantity/Base number*100

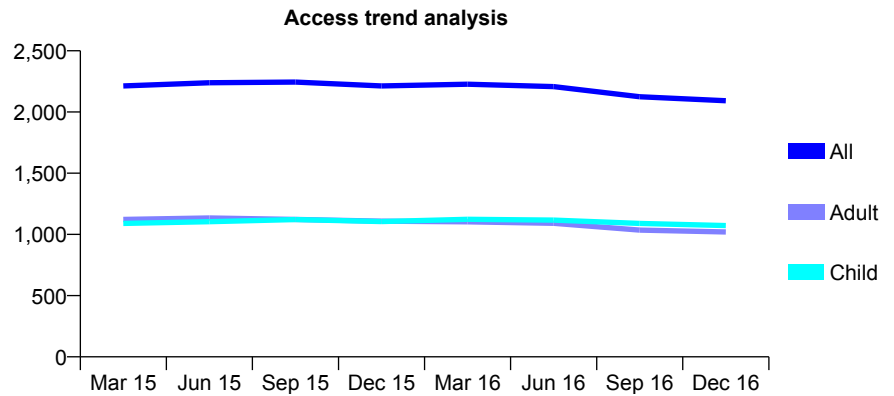
Q56 - Vital Signs At a Glance Contract Report for 199524/0001 - December 2016

Name or company name	Best, Hardy & Abeln
Contract type name	GDS Contract
Purpose of contract	General
Contract start date	01/04/2009
Contract end date	

16/17 Contracted general activity (UDA)	6,064
Carry forward general activity (UDA)	0
16/17 Contracted orthodontic activity (UOA)	0
Carry forward orthodontic activity (UOA)	0
Baseline contract value	£120,066.97

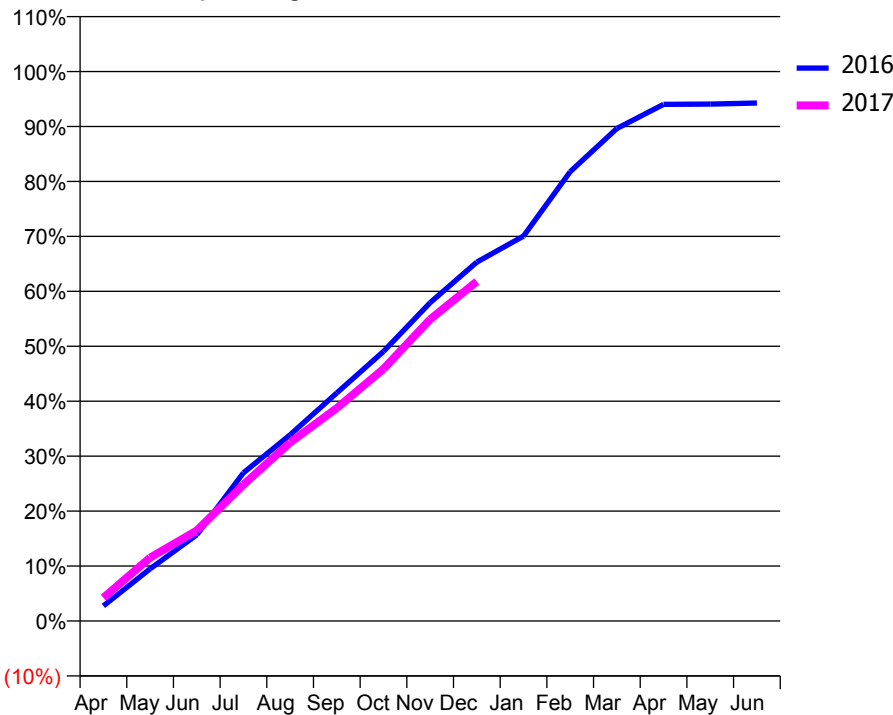
ACCESS*

Patients seen in 24 months	Total	Change since previous quarter
Quarter ending December 2015	2,213	
Quarter ending March 2016	2,227	→
Quarter ending June 2016	2,208	→
Quarter ending September 2016	2,125	↓
Quarter ending December 2016	2,092	↓
Variance since December 2015	(5.5%)	↓



ACTIVITY

Cumulative percentage of contracted UDA delivered 2016 & 2017



Month	Adjusted Scheduled Activity (UDA)	
	2016	2017
April	167	257
May	576	700
June	951	998
July	1,635	1,504
August	2,055	1,969
September	2,517	2,349
October	2,974	2,782
November	3,513	3,330
December	3,961	3,748
January	4,248	
February	4,958	
March	5,436	
April	5,701	
May	5,705	
June	5,717	

QUALITY

	Quantity	Base Number	Contract	AT	Region	England
% of FP17s for the same patient ID Re-attending within 3 months - Children	117	1,206	9.7%	11.3%	12.1%	12.4%
% of FP17s for the same patient ID Re-attending within 3 months - Adults	211	938	22.5%	15.1%	15.9%	16.6%
% of FP17s for the same patient ID Re-attending between 3 & 9 months - Children	735	1,206	60.9%	58.7%	58.6%	57.5%
% of FP17s for the same patient ID Re-attending between 3 & 9 months - Adults	474	938	50.5%	49.8%	51.5%	50.4%
% of FP17s for Band 1 Urgent Courses	199	1,984	10.0%	9.5%	8.0%	9.1%
% of FP17s Relating to Free Repair or Replacements	1	1,984	0.1%	0.9%	0.8%	0.8%
% of FP17s Relating to Continuations	0	1,984	0.0%	1.3%	1.2%	1.3%
% of Patients satisfied with the dentistry they have received	2	2	N/A	92.0%	92.8%	92.7%
% of Patients satisfied with the time they had to wait for an appointment	2	2	N/A	86.7%	89.2%	88.8%

* This is based on patients treated on this contract for their most recent course of treatment. Figures in italics indicate the base number of FP17s or Patient Questionnaire responses are less than 100. N/A is shown where the base number of responses is less than 10 during the period. % is calculated as Quantity/Base number*100

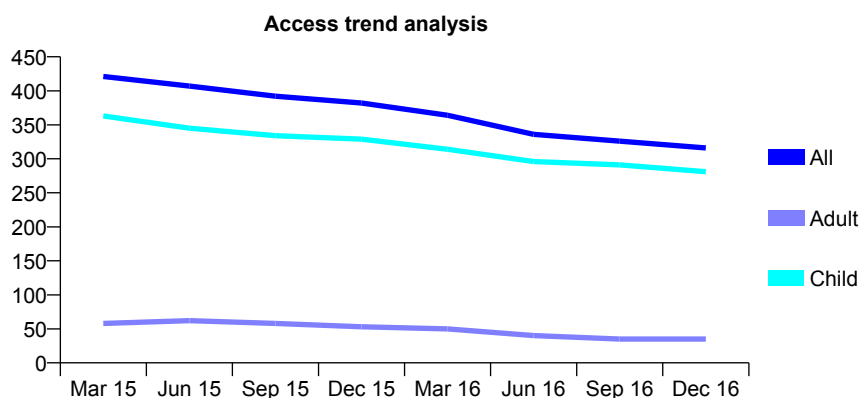
Q56 - Vital Signs At a Glance Contract Report for 204595/0002 - December 2016

Name or company name	MR MA OATES
Contract type name	GDS Contract
Purpose of contract	General
Contract start date	03/07/2011
Contract end date	

16/17 Contracted general activity (UDA)	487
Carry forward general activity (UDA)	-10
16/17 Contracted orthodontic activity (UOA)	0
Carry forward orthodontic activity (UOA)	0
Baseline contract value	£10,233.69

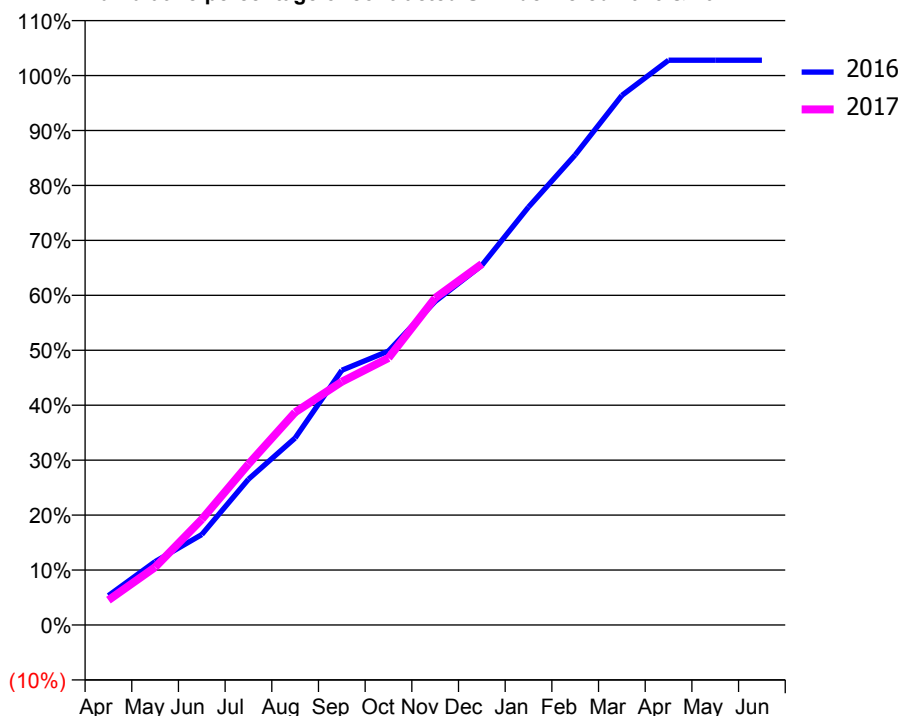
ACCESS*

Patients seen in 24 months	Total	Change since previous quarter
Quarter ending December 2015	382	
Quarter ending March 2016	364	↓
Quarter ending June 2016	336	↓
Quarter ending September 2016	326	↓
Quarter ending December 2016	316	↓
Variance since December 2015	(17.3%)	↓



ACTIVITY

Cumulative percentage of contracted UDA delivered 2016 & 2017



Adjusted Scheduled Activity (UDA)

Month	2016	2017
April	26	22
May	56	51
June	80	94
July	129	143
August	166	189
September	226	216
October	243	237
November	287	290
December	319	320
January	370	
February	417	
March	469	
April	501	
May	501	
June	501	

QUALITY

	Quantity	Base Number	Contract	AT	Region	England
% of FP17s for the same patient ID Re-attending within 3 months - Children	9	285	3.2%	11.3%	12.1%	12.4%
% of FP17s for the same patient ID Re-attending within 3 months - Adults	0	12	0.0%	15.1%	15.9%	16.6%
% of FP17s for the same patient ID Re-attending between 3 & 9 months - Children	159	285	55.8%	58.7%	58.6%	57.5%
% of FP17s for the same patient ID Re-attending between 3 & 9 months - Adults	4	12	33.3%	49.8%	51.5%	50.4%
% of FP17s for Band 1 Urgent Courses	5	271	1.8%	9.5%	8.0%	9.1%
% of FP17s Relating to Free Repair or Replacements	0	271	0.0%	0.9%	0.8%	0.8%
% of FP17s Relating to Continuations	0	271	0.0%	1.3%	1.2%	1.3%
% of Patients satisfied with the dentistry they have received	0	0	N/A	92.0%	92.8%	92.7%
% of Patients satisfied with the time they had to wait for an appointment	0	0	N/A	86.7%	89.2%	88.8%

* This is based on patients treated on this contract for their most recent course of treatment. Figures in italics indicate the base number of FP17s or Patient Questionnaire responses are less than 100. N/A is shown where the base number of responses is less than 10 during the period. % is calculated as Quantity/Base number*100

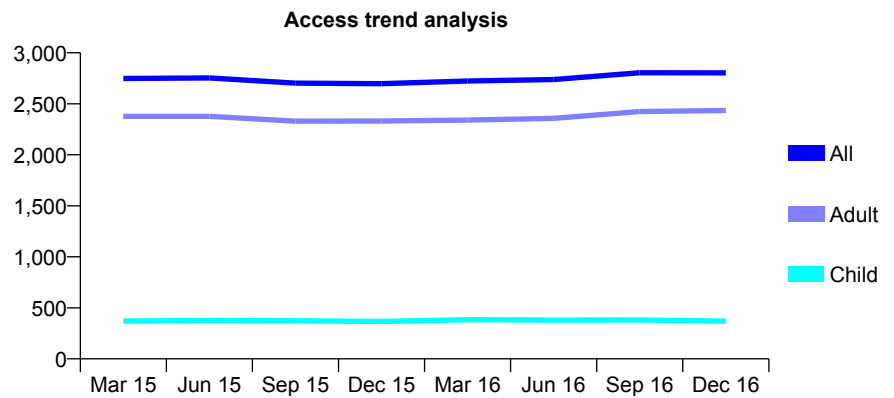
Q56 - Vital Signs At a Glance Contract Report for 205400/0001 - December 2016

Name or company name	MR IS SMITH
Contract type name	GDS Contract
Purpose of contract	General
Contract start date	01/04/2006
Contract end date	

16/17 Contracted general activity (UDA)	11,455
Carry forward general activity (UDA)	0
16/17 Contracted orthodontic activity (UOA)	0
Carry forward orthodontic activity (UOA)	0
Baseline contract value	£251,631.18

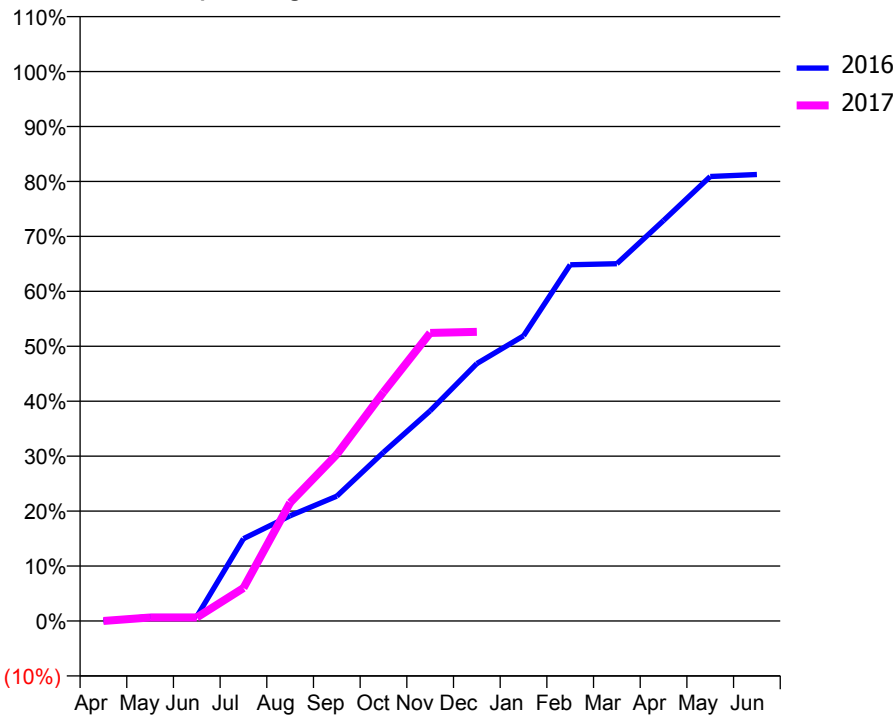
ACCESS*

Patients seen in 24 months	Total	Change since previous quarter
Quarter ending December 2015	2,698	
Quarter ending March 2016	2,724	→
Quarter ending June 2016	2,738	→
Quarter ending September 2016	2,805	↑
Quarter ending December 2016	2,803	→
Variance since December 2015	3.9%	↑



ACTIVITY

Cumulative percentage of contracted UDA delivered 2016 & 2017



Month	Adjusted Scheduled Activity (UDA)	
	2016	2017
April	0	1
May	94	74
June	94	75
July	1,717	688
August	2,196	2,466
September	2,604	3,473
October	3,517	4,771
November	4,381	6,004
December	5,366	6,027
January	5,943	
February	7,427	
March	7,448	
April	8,348	
May	9,268	
June	9,308	

QUALITY

	Quantity	Base Number	Contract	AT	Region	England
% of FP17s for the same patient ID Re-attending within 3 months - Children	22	446	4.9%	11.3%	12.1%	12.4%
% of FP17s for the same patient ID Re-attending within 3 months - Adults	650	4,033	16.1%	15.1%	15.9%	16.6%
% of FP17s for the same patient ID Re-attending between 3 & 9 months - Children	305	446	68.4%	58.7%	58.6%	57.5%
% of FP17s for the same patient ID Re-attending between 3 & 9 months - Adults	2,498	4,033	61.9%	49.8%	51.5%	50.4%
% of FP17s for Band 1 Urgent Courses	82	2,431	3.4%	9.5%	8.0%	9.1%
% of FP17s Relating to Free Repair or Replacements	2	2,431	0.1%	0.9%	0.8%	0.8%
% of FP17s Relating to Continuations	1	2,431	0.0%	1.3%	1.2%	1.3%
% of Patients satisfied with the dentistry they have received	11	12	91.7%	92.0%	92.8%	92.7%
% of Patients satisfied with the time they had to wait for an appointment	12	12	100.0%	86.7%	89.2%	88.8%

* This is based on patients treated on this contract for their most recent course of treatment. Figures in italics indicate the base number of FP17s or Patient Questionnaire responses are less than 100. N/A is shown where the base number of responses is less than 10 during the period. % is calculated as Quantity/Base number*100

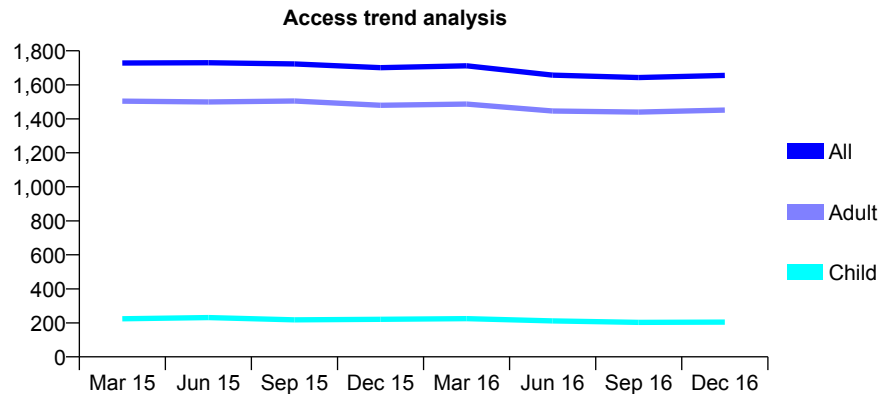
Q56 - Vital Signs At a Glance Contract Report for 209325/0001 - December 2016

Name or company name	Broad Street Dental Surgery
Contract type name	GDS Contract
Purpose of contract	General and Orthodontic
Contract start date	01/04/2006
Contract end date	

16/17 Contracted general activity (UDA)	4,640
Carry forward general activity (UDA)	0
16/17 Contracted orthodontic activity (UOA)	420
Carry forward orthodontic activity (UOA)	0
Baseline contract value	£172,130.03

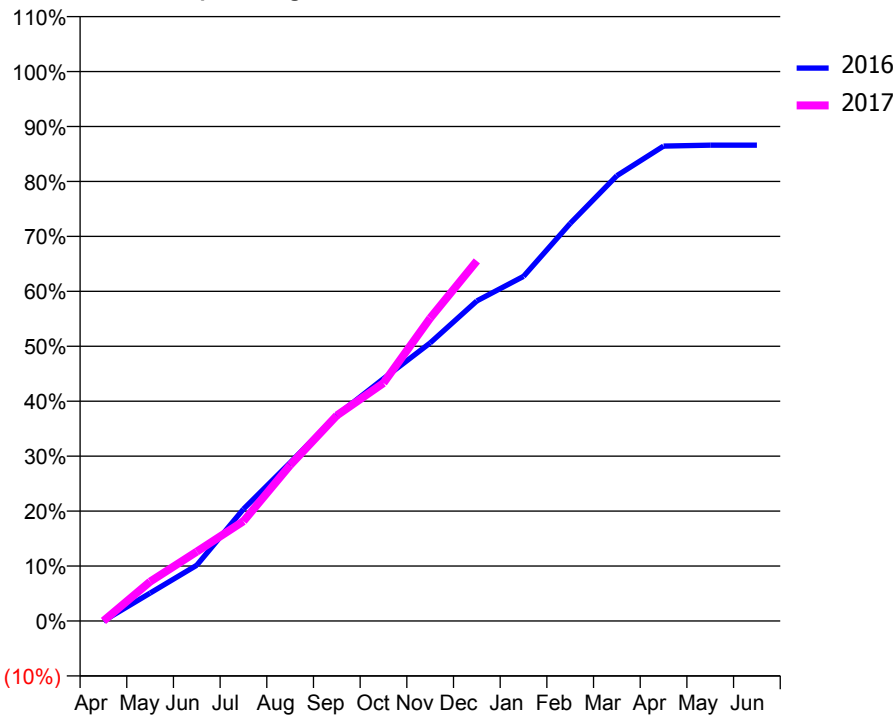
ACCESS*

Patients seen in 24 months	Total	Change since previous quarter
Quarter ending December 2015	1,701	
Quarter ending March 2016	1,712	→
Quarter ending June 2016	1,657	↓
Quarter ending September 2016	1,643	→
Quarter ending December 2016	1,655	→
Variance since December 2015	(2.7%)	↓



ACTIVITY

Cumulative percentage of contracted UDA delivered 2016 & 2017



Month	Adjusted Scheduled Activity (UDA)	
	2016	2017
April	0	0
May	235	332
June	472	586
July	945	842
August	1,337	1,315
September	1,738	1,736
October	2,046	2,009
November	2,349	2,557
December	2,703	3,040
January	2,910	
February	3,358	
March	3,760	
April	4,010	
May	4,018	
June	4,018	

QUALITY

	Quantity	Base Number	Contract	AT	Region	England
% of FP17s for the same patient ID Re-attending within 3 months - Children	6	159	3.8%	11.3%	12.1%	12.4%
% of FP17s for the same patient ID Re-attending within 3 months - Adults	151	1,296	11.7%	15.1%	15.9%	16.6%
% of FP17s for the same patient ID Re-attending between 3 & 9 months - Children	50	159	31.4%	58.7%	58.6%	57.5%
% of FP17s for the same patient ID Re-attending between 3 & 9 months - Adults	411	1,296	31.7%	49.8%	51.5%	50.4%
% of FP17s for Band 1 Urgent Courses	16	1,347	1.2%	9.5%	8.0%	9.1%
% of FP17s Relating to Free Repair or Replacements	0	1,347	0.0%	0.9%	0.8%	0.8%
% of FP17s Relating to Continuations	16	1,347	1.2%	1.3%	1.2%	1.3%
% of Patients satisfied with the dentistry they have received	4	4	N/A	92.0%	92.8%	92.7%
% of Patients satisfied with the time they had to wait for an appointment	4	4	N/A	86.7%	89.2%	88.8%

* This is based on patients treated on this contract for their most recent course of treatment. Figures in italics indicate the base number of FP17s or Patient Questionnaire responses are less than 100. N/A is shown where the base number of responses is less than 10 during the period. % is calculated as Quantity/Base number*100

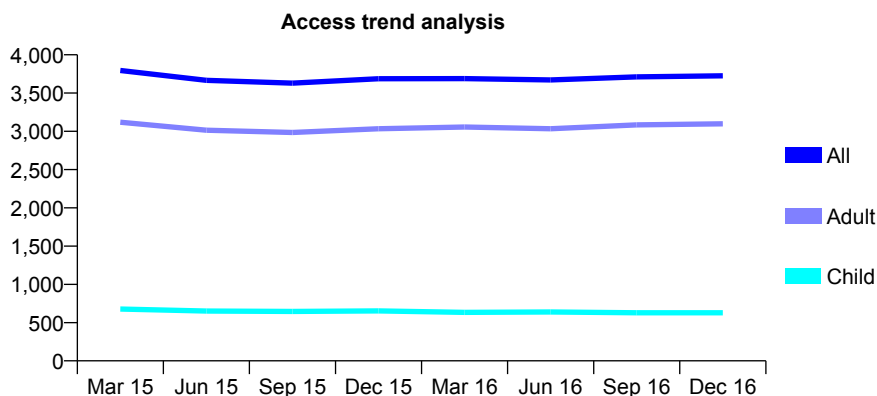
Q56 - Vital Signs At a Glance Contract Report for 213128/0003 - December 2016

Name or company name	MR RA BURKETT
Contract type name	GDS Contract
Purpose of contract	General
Contract start date	28/03/2013
Contract end date	

16/17 Contracted general activity (UDA)	7,548
Carry forward general activity (UDA)	24
16/17 Contracted orthodontic activity (UOA)	0
Carry forward orthodontic activity (UOA)	0
Baseline contract value	£165,414.15

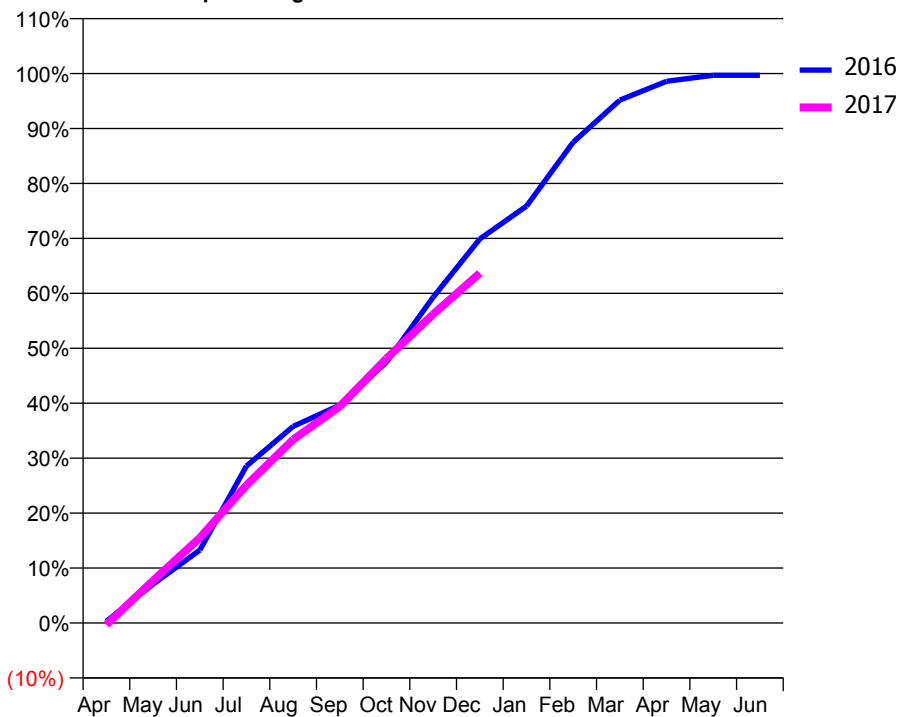
ACCESS*

Patients seen in 24 months	Total	Change since previous quarter
Quarter ending December 2015	3,687	
Quarter ending March 2016	3,689	→
Quarter ending June 2016	3,671	→
Quarter ending September 2016	3,712	→
Quarter ending December 2016	3,726	→
Variance since December 2015	1.1%	→



ACTIVITY

Cumulative percentage of contracted UDA delivered 2016 & 2017



Month	Adjusted Scheduled Activity (UDA)	
	2016	2017
April	24	-24
May	534	583
June	1,002	1,170
July	2,158	1,893
August	2,701	2,519
September	2,994	2,976
October	3,583	3,634
November	4,475	4,241
December	5,277	4,806
January	5,727	
February	6,605	
March	7,182	
April	7,441	
May	7,524	
June	7,524	

QUALITY

	Quantity	Base Number	Contract	AT	Region	England
% of FP17s for the same patient ID Re-attending within 3 months - Children	20	382	5.2%	11.3%	12.1%	12.4%
% of FP17s for the same patient ID Re-attending within 3 months - Adults	183	1,974	9.3%	15.1%	15.9%	16.6%
% of FP17s for the same patient ID Re-attending between 3 & 9 months - Children	62	382	16.2%	58.7%	58.6%	57.5%
% of FP17s for the same patient ID Re-attending between 3 & 9 months - Adults	475	1,974	24.1%	49.8%	51.5%	50.4%
% of FP17s for Band 1 Urgent Courses	148	2,181	6.8%	9.5%	8.0%	9.1%
% of FP17s Relating to Free Repair or Replacements	1	2,181	0.0%	0.9%	0.8%	0.8%
% of FP17s Relating to Continuations	4	2,181	0.2%	1.3%	1.2%	1.3%
% of Patients satisfied with the dentistry they have received	4	4	N/A	92.0%	92.8%	92.7%
% of Patients satisfied with the time they had to wait for an appointment	3	4	N/A	86.7%	89.2%	88.8%

* This is based on patients treated on this contract for their most recent course of treatment. Figures in italics indicate the base number of FP17s or Patient Questionnaire responses are less than 100. N/A is shown where the base number of responses is less than 10 during the period. % is calculated as Quantity/Base number*100

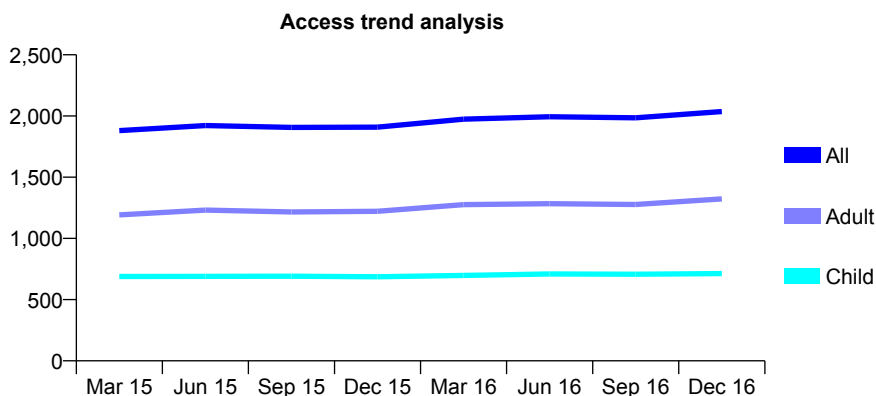
Q56 - Vital Signs At a Glance Contract Report for 214086/0001 - December 2016

Name or company name	MISS BM WILMERS
Contract type name	GDS Contract
Purpose of contract	General
Contract start date	01/04/2006
Contract end date	

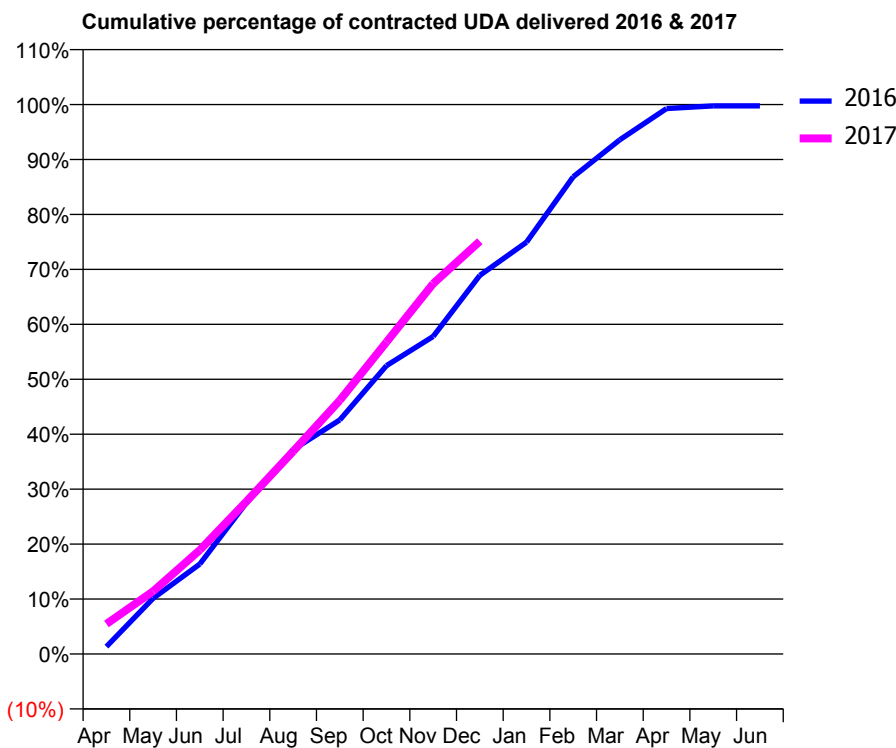
16/17 Contracted general activity (UDA)	4,690
Carry forward general activity (UDA)	11
16/17 Contracted orthodontic activity (UOA)	0
Carry forward orthodontic activity (UOA)	0
Baseline contract value	£105,597.13

ACCESS*

Patients seen in 24 months	Total	Change since previous quarter
Quarter ending December 2015	1,909	
Quarter ending March 2016	1,974	↑
Quarter ending June 2016	1,994	→
Quarter ending September 2016	1,985	→
Quarter ending December 2016	2,036	↑
Variance since December 2015	6.7%	↑



ACTIVITY



Month	Adjusted Scheduled Activity (UDA)	
	2016	2017
April	63	256
May	476	536
June	768	887
July	1,291	1,302
August	1,745	1,729
September	1,998	2,165
October	2,462	2,663
November	2,711	3,161
December	3,232	3,523
January	3,515	
February	4,072	
March	4,389	
April	4,656	
May	4,679	
June	4,679	

QUALITY

	Quantity	Base Number	Contract	AT	Region	England
% of FP17s for the same patient ID Re-attending within 3 months - Children	54	840	6.4%	11.3%	12.1%	12.4%
% of FP17s for the same patient ID Re-attending within 3 months - Adults	235	1,499	15.7%	15.1%	15.9%	16.6%
% of FP17s for the same patient ID Re-attending between 3 & 9 months - Children	469	840	55.8%	58.7%	58.6%	57.5%
% of FP17s for the same patient ID Re-attending between 3 & 9 months - Adults	830	1,499	55.4%	49.8%	51.5%	50.4%
% of FP17s for Band 1 Urgent Courses	181	2,169	8.3%	9.5%	8.0%	9.1%
% of FP17s Relating to Free Repair or Replacements	4	2,169	0.2%	0.9%	0.8%	0.8%
% of FP17s Relating to Continuations	40	2,169	1.8%	1.3%	1.2%	1.3%
% of Patients satisfied with the dentistry they have received	5	5	N/A	92.0%	92.8%	92.7%
% of Patients satisfied with the time they had to wait for an appointment	5	5	N/A	86.7%	89.2%	88.8%

* This is based on patients treated on this contract for their most recent course of treatment. Figures in italics indicate the base number of FP17s or Patient Questionnaire responses are less than 100. N/A is shown where the base number of responses is less than 10 during the period. % is calculated as Quantity/Base number*100

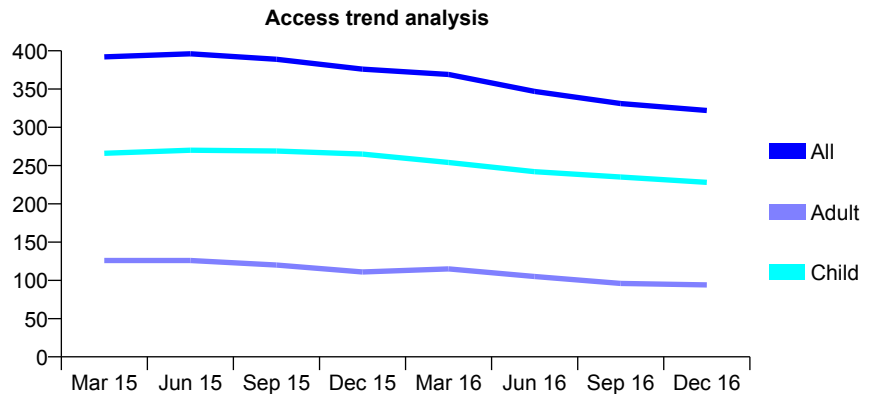
Q56 - Vital Signs At a Glance Contract Report for 215813/0001 - December 2016

Name or company name	MR CJ WHITER
Contract type name	GDS Contract
Purpose of contract	General
Contract start date	01/04/2006
Contract end date	

16/17 Contracted general activity (UDA)	679
Carry forward general activity (UDA)	0
16/17 Contracted orthodontic activity (UOA)	0
Carry forward orthodontic activity (UOA)	0
Baseline contract value	£14,031.66

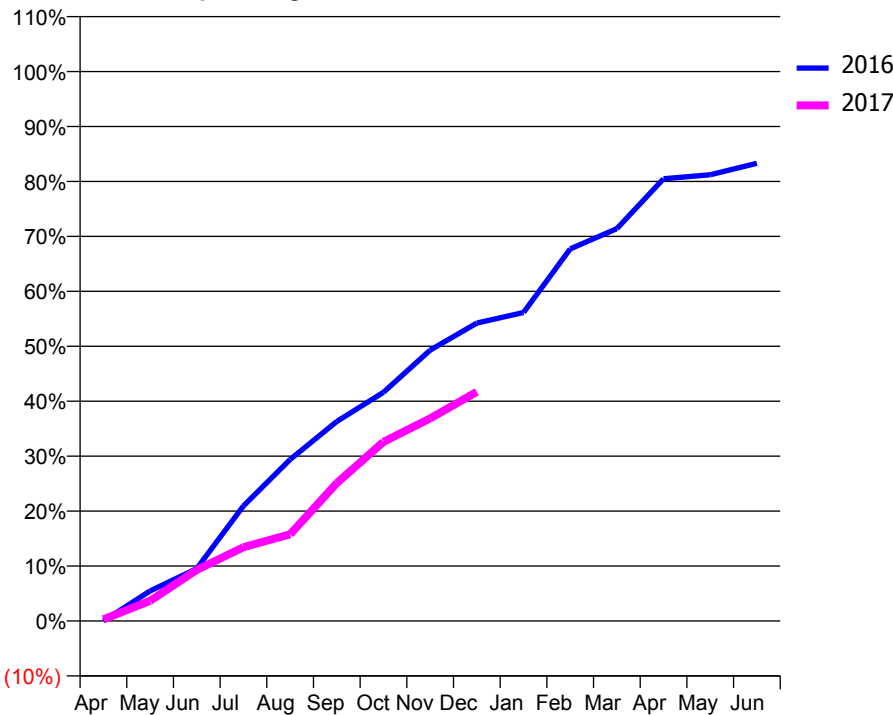
ACCESS*

Patients seen in 24 months	Total	Change since previous quarter
Quarter ending December 2015	376	
Quarter ending March 2016	369	↓
Quarter ending June 2016	347	↓
Quarter ending September 2016	331	↓
Quarter ending December 2016	322	↓
Variance since December 2015	(14.4%)	↓



ACTIVITY

Cumulative percentage of contracted UDA delivered 2016 & 2017



Month	Adjusted Scheduled Activity (UDA)	
	2016	2017
April	0	2
May	37	25
June	65	63
July	142	91
August	200	107
September	247	170
October	283	221
November	335	250
December	368	283
January	381	
February	460	
March	485	
April	546	
May	551	
June	566	

QUALITY

	Quantity	Base Number	Contract	AT	Region	England
% of FP17s for the same patient ID Re-attending within 3 months - Children	18	266	6.8%	11.3%	12.1%	12.4%
% of FP17s for the same patient ID Re-attending within 3 months - Adults	2	46	4.3%	15.1%	15.9%	16.6%
% of FP17s for the same patient ID Re-attending between 3 & 9 months - Children	182	266	68.4%	58.7%	58.6%	57.5%
% of FP17s for the same patient ID Re-attending between 3 & 9 months - Adults	20	46	43.5%	49.8%	51.5%	50.4%
% of FP17s for Band 1 Urgent Courses	11	247	4.5%	9.5%	8.0%	9.1%
% of FP17s Relating to Free Repair or Replacements	0	247	0.0%	0.9%	0.8%	0.8%
% of FP17s Relating to Continuations	0	247	0.0%	1.3%	1.2%	1.3%
% of Patients satisfied with the dentistry they have received	0	0	N/A	92.0%	92.8%	92.7%
% of Patients satisfied with the time they had to wait for an appointment	0	0	N/A	86.7%	89.2%	88.8%

* This is based on patients treated on this contract for their most recent course of treatment. Figures in italics indicate the base number of FP17s or Patient Questionnaire responses are less than 100. N/A is shown where the base number of responses is less than 10 during the period. % is calculated as Quantity/Base number*100

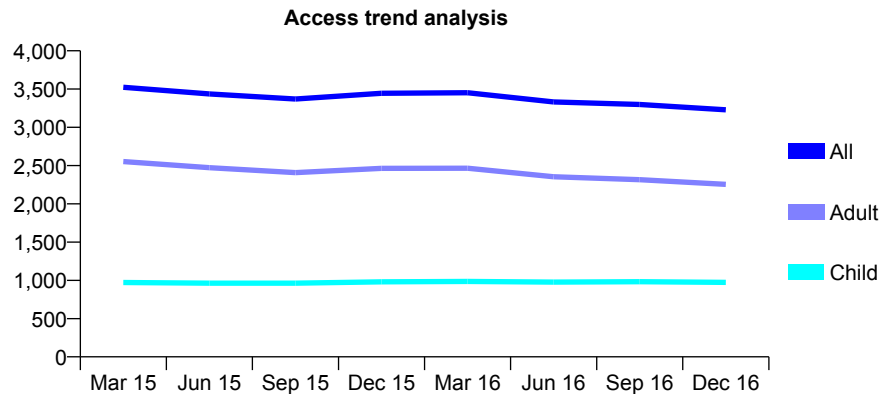
Q56 - Vital Signs At a Glance Contract Report for 215988/0001 - December 2016

Name or company name	MR PG SANDERS
Contract type name	GDS Contract
Purpose of contract	General
Contract start date	01/04/2006
Contract end date	

16/17 Contracted general activity (UDA)	6,951
Carry forward general activity (UDA)	-139
16/17 Contracted orthodontic activity (UOA)	0
Carry forward orthodontic activity (UOA)	0
Baseline contract value	£187,760.86

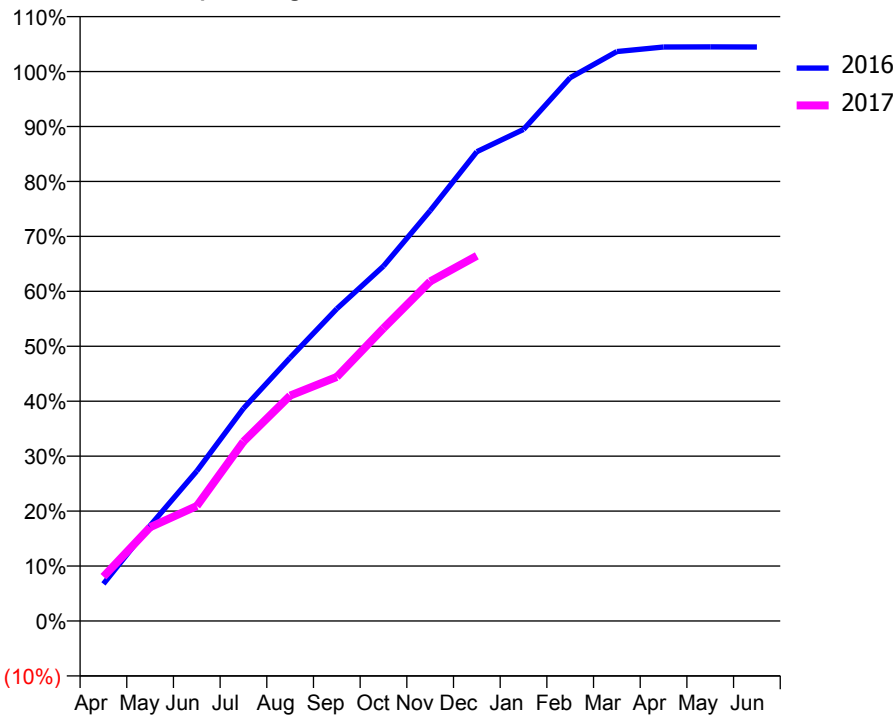
ACCESS*

Patients seen in 24 months	Total	Change since previous quarter
Quarter ending December 2015	3,445	
Quarter ending March 2016	3,451	→
Quarter ending June 2016	3,331	↓
Quarter ending September 2016	3,299	→
Quarter ending December 2016	3,228	↓
Variance since December 2015	(6.3%)	↓



ACTIVITY

Cumulative percentage of contracted UDA delivered 2016 & 2017



Month	Adjusted Scheduled Activity (UDA)	
	2016	2017
April	469	562
May	1,206	1,187
June	1,897	1,456
July	2,690	2,269
August	3,330	2,852
September	3,949	3,088
October	4,489	3,703
November	5,192	4,296
December	5,937	4,620
January	6,218	
February	6,873	
March	7,204	
April	7,261	
May	7,262	
June	7,261	

QUALITY

	Quantity	Base Number	Contract	AT	Region	England
% of FP17s for the same patient ID Re-attending within 3 months - Children	156	1,250	12.5%	11.3%	12.1%	12.4%
% of FP17s for the same patient ID Re-attending within 3 months - Adults	284	2,324	12.2%	15.1%	15.9%	16.6%
% of FP17s for the same patient ID Re-attending between 3 & 9 months - Children	826	1,250	66.1%	58.7%	58.6%	57.5%
% of FP17s for the same patient ID Re-attending between 3 & 9 months - Adults	1,530	2,324	65.8%	49.8%	51.5%	50.4%
% of FP17s for Band 1 Urgent Courses	150	2,963	5.1%	9.5%	8.0%	9.1%
% of FP17s Relating to Free Repair or Replacements	5	2,963	0.2%	0.9%	0.8%	0.8%
% of FP17s Relating to Continuations	11	2,963	0.4%	1.3%	1.2%	1.3%
% of Patients satisfied with the dentistry they have received	2	2	N/A	92.0%	92.8%	92.7%
% of Patients satisfied with the time they had to wait for an appointment	2	2	N/A	86.7%	89.2%	88.8%

* This is based on patients treated on this contract for their most recent course of treatment. Figures in italics indicate the base number of FP17s or Patient Questionnaire responses are less than 100. N/A is shown where the base number of responses is less than 10 during the period. % is calculated as Quantity/Base number*100

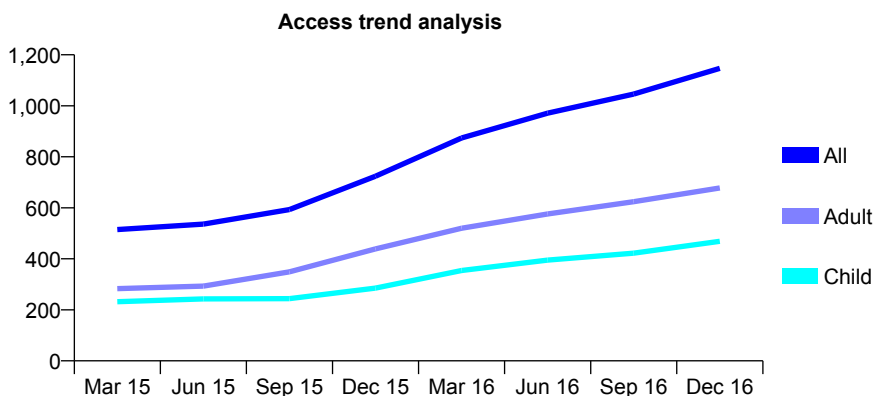
Q56 - Vital Signs At a Glance Contract Report for 220469/0001 - December 2016

Name or company name	Riverside Dental Surgery
Contract type name	GDS Contract
Purpose of contract	General and Orthodontic
Contract start date	01/04/2006
Contract end date	

16/17 Contracted general activity (UDA)	2,583
Carry forward general activity (UDA)	57
16/17 Contracted orthodontic activity (UOA)	129
Carry forward orthodontic activity (UOA)	0
Baseline contract value	£65,536.59

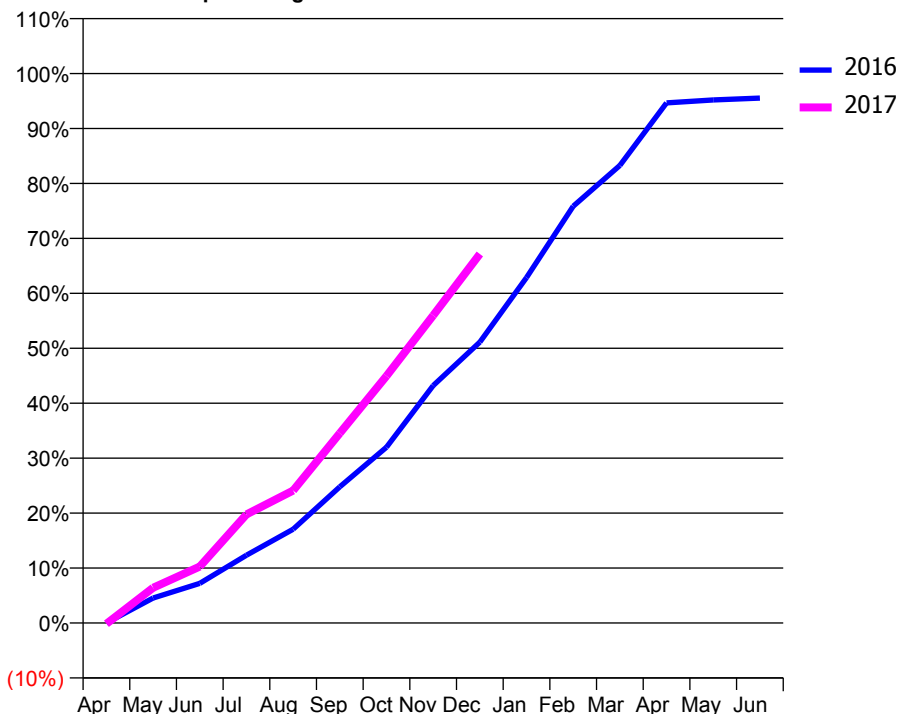
ACCESS*

Patients seen in 24 months	Total	Change since previous quarter
Quarter ending December 2015	724	
Quarter ending March 2016	874	↑
Quarter ending June 2016	971	↑
Quarter ending September 2016	1,046	↑
Quarter ending December 2016	1,147	↑
Variance since December 2015	58.4%	↑



ACTIVITY

Cumulative percentage of contracted UDA delivered 2016 & 2017



Month	Adjusted Scheduled Activity (UDA)	
	2016	2017
April	0	-4
May	89	166
June	142	266
July	242	511
August	335	623
September	487	892
October	628	1,161
November	848	1,446
December	1,003	1,735
January	1,234	
February	1,489	
March	1,635	
April	1,858	
May	1,868	
June	1,875	

QUALITY

	Quantity	Base Number	Contract	AT	Region	England
% of FP17s for the same patient ID Re-attending within 3 months - Children	22	521	4.2%	11.3%	12.1%	12.4%
% of FP17s for the same patient ID Re-attending within 3 months - Adults	71	654	10.9%	15.1%	15.9%	16.6%
% of FP17s for the same patient ID Re-attending between 3 & 9 months - Children	268	521	51.4%	58.7%	58.6%	57.5%
% of FP17s for the same patient ID Re-attending between 3 & 9 months - Adults	312	654	47.7%	49.8%	51.5%	50.4%
% of FP17s for Band 1 Urgent Courses	19	1,014	1.9%	9.5%	8.0%	9.1%
% of FP17s Relating to Free Repair or Replacements	9	1,014	0.9%	0.9%	0.8%	0.8%
% of FP17s Relating to Continuations	6	1,014	0.6%	1.3%	1.2%	1.3%
% of Patients satisfied with the dentistry they have received	3	3	N/A	92.0%	92.8%	92.7%
% of Patients satisfied with the time they had to wait for an appointment	2	3	N/A	86.7%	89.2%	88.8%

* This is based on patients treated on this contract for their most recent course of treatment. Figures in italics indicate the base number of FP17s or Patient Questionnaire responses are less than 100. N/A is shown where the base number of responses is less than 10 during the period. % is calculated as Quantity/Base number*100

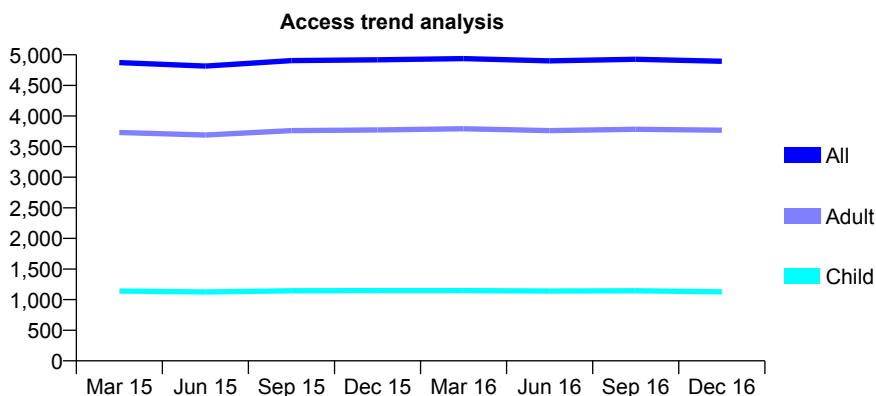
Q56 - Vital Signs At a Glance Contract Report for 22224/0001 - December 2016

Name or company name	MR DA STOTT
Contract type name	GDS Contract
Purpose of contract	General and Orthodontic
Contract start date	01/04/2006
Contract end date	

16/17 Contracted general activity (UDA)	12,808
Carry forward general activity (UDA)	111
16/17 Contracted orthodontic activity (UOA)	602
Carry forward orthodontic activity (UOA)	-5
Baseline contract value	£339,638.57

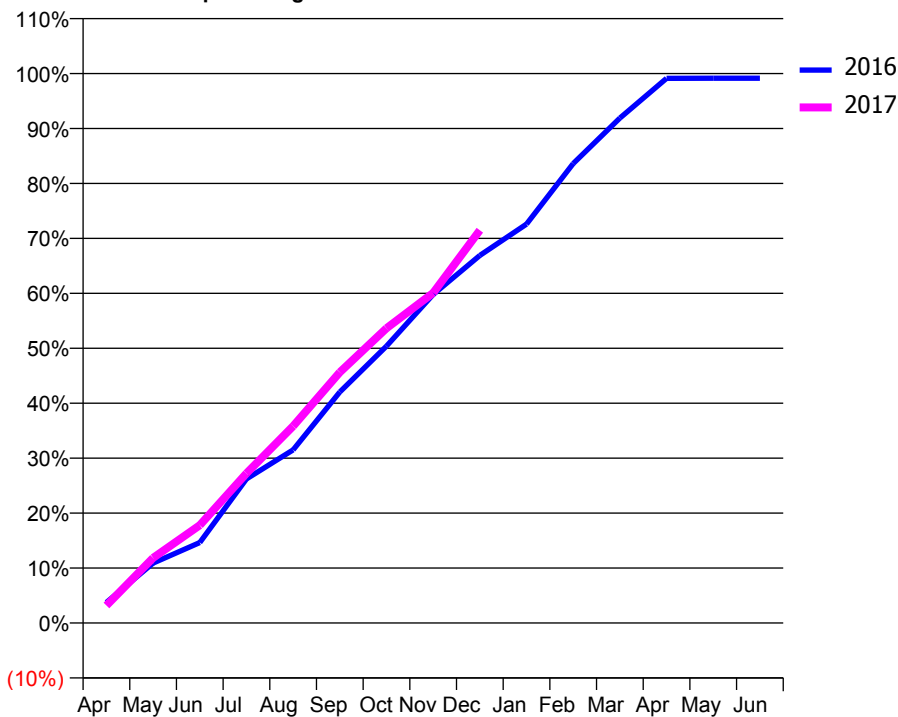
ACCESS*

Patients seen in 24 months	Total	Change since previous quarter
Quarter ending December 2015	4,919	
Quarter ending March 2016	4,938	→
Quarter ending June 2016	4,901	→
Quarter ending September 2016	4,928	→
Quarter ending December 2016	4,895	→
Variance since December 2015	(0.5%)	→



ACTIVITY

Cumulative percentage of contracted UDA delivered 2016 & 2017



Month	Adjusted Scheduled Activity (UDA)	
	2016	2017
April	479	409
May	1,396	1,518
June	1,874	2,280
July	3,357	3,489
August	4,036	4,588
September	5,385	5,844
October	6,454	6,869
November	7,657	7,695
December	8,567	9,155
January	9,297	
February	10,709	
March	11,768	
April	12,694	
May	12,697	
June	12,697	

QUALITY

	Quantity	Base Number	Contract	AT	Region	England
% of FP17s for the same patient ID Re-attending within 3 months - Children	139	1,453	9.6%	11.3%	12.1%	12.4%
% of FP17s for the same patient ID Re-attending within 3 months - Adults	479	4,513	10.6%	15.1%	15.9%	16.6%
% of FP17s for the same patient ID Re-attending between 3 & 9 months - Children	976	1,453	67.2%	58.7%	58.6%	57.5%
% of FP17s for the same patient ID Re-attending between 3 & 9 months - Adults	3,111	4,513	68.9%	49.8%	51.5%	50.4%
% of FP17s for Band 1 Urgent Courses	232	4,566	5.1%	9.5%	8.0%	9.1%
% of FP17s Relating to Free Repair or Replacements	64	4,566	1.4%	0.9%	0.8%	0.8%
% of FP17s Relating to Continuations	66	4,566	1.4%	1.3%	1.2%	1.3%
% of Patients satisfied with the dentistry they have received	6	6	N/A	92.0%	92.8%	92.7%
% of Patients satisfied with the time they had to wait for an appointment	5	6	N/A	86.7%	89.2%	88.8%

* This is based on patients treated on this contract for their most recent course of treatment. Figures in italics indicate the base number of FP17s or Patient Questionnaire responses are less than 100. N/A is shown where the base number of responses is less than 10 during the period. % is calculated as Quantity/Base number*100

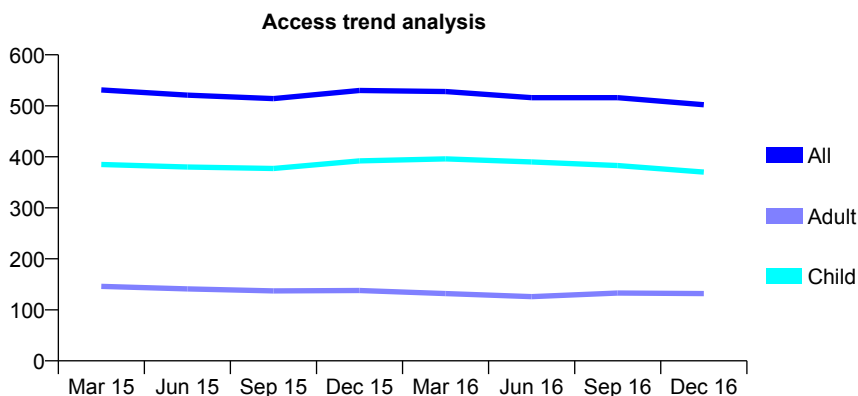
Q56 - Vital Signs At a Glance Contract Report for 229105/0001 - December 2016

Name or company name	MR DP BELLAMY
Contract type name	GDS Contract
Purpose of contract	General
Contract start date	01/04/2006
Contract end date	

16/17 Contracted general activity (UDA)	909
Carry forward general activity (UDA)	-14
16/17 Contracted orthodontic activity (UOA)	0
Carry forward orthodontic activity (UOA)	0
Baseline contract value	£24,182.51

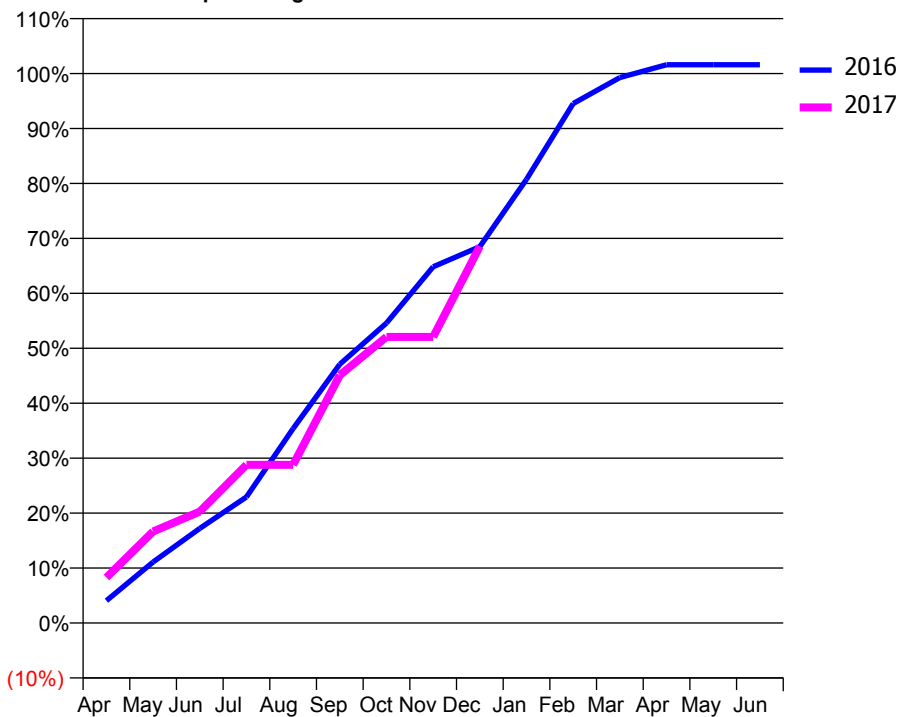
ACCESS*

Patients seen in 24 months	Total	Change since previous quarter
Quarter ending December 2015	530	
Quarter ending March 2016	528	→
Quarter ending June 2016	516	↓
Quarter ending September 2016	516	→
Quarter ending December 2016	502	↓
Variance since December 2015	(5.3%)	↓



ACTIVITY

Cumulative percentage of contracted UDA delivered 2016 & 2017



Month	Adjusted Scheduled Activity (UDA)	
	2016	2017
April	37	75
May	101	151
June	156	184
July	209	262
August	322	262
September	428	410
October	496	473
November	589	473
December	623	623
January	734	
February	859	
March	902	
April	923	
May	923	
June	923	

QUALITY

	Quantity	Base Number	Contract	AT	Region	England
% of FP17s for the same patient ID Re-attending within 3 months - Children	18	428	4.2%	11.3%	12.1%	12.4%
% of FP17s for the same patient ID Re-attending within 3 months - Adults	5	81	6.2%	15.1%	15.9%	16.6%
% of FP17s for the same patient ID Re-attending between 3 & 9 months - Children	281	428	65.7%	58.7%	58.6%	57.5%
% of FP17s for the same patient ID Re-attending between 3 & 9 months - Adults	45	81	55.6%	49.8%	51.5%	50.4%
% of FP17s for Band 1 Urgent Courses	6	495	1.2%	9.5%	8.0%	9.1%
% of FP17s Relating to Free Repair or Replacements	0	495	0.0%	0.9%	0.8%	0.8%
% of FP17s Relating to Continuations	3	495	0.6%	1.3%	1.2%	1.3%
% of Patients satisfied with the dentistry they have received	1	1	N/A	92.0%	92.8%	92.7%
% of Patients satisfied with the time they had to wait for an appointment	1	1	N/A	86.7%	89.2%	88.8%

* This is based on patients treated on this contract for their most recent course of treatment. Figures in italics indicate the base number of FP17s or Patient Questionnaire responses are less than 100. N/A is shown where the base number of responses is less than 10 during the period. % is calculated as Quantity/Base number*100

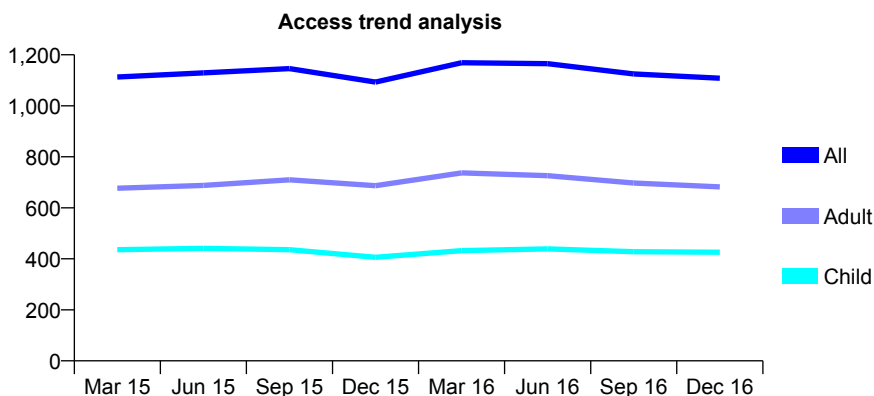
Q56 - Vital Signs At a Glance Contract Report for 232475/0001 - December 2016

Name or company name	MR ST NICOL
Contract type name	GDS Contract
Purpose of contract	General
Contract start date	01/04/2006
Contract end date	

16/17 Contracted general activity (UDA)	4,022
Carry forward general activity (UDA)	38
16/17 Contracted orthodontic activity (UOA)	0
Carry forward orthodontic activity (UOA)	0
Baseline contract value	£119,075.02

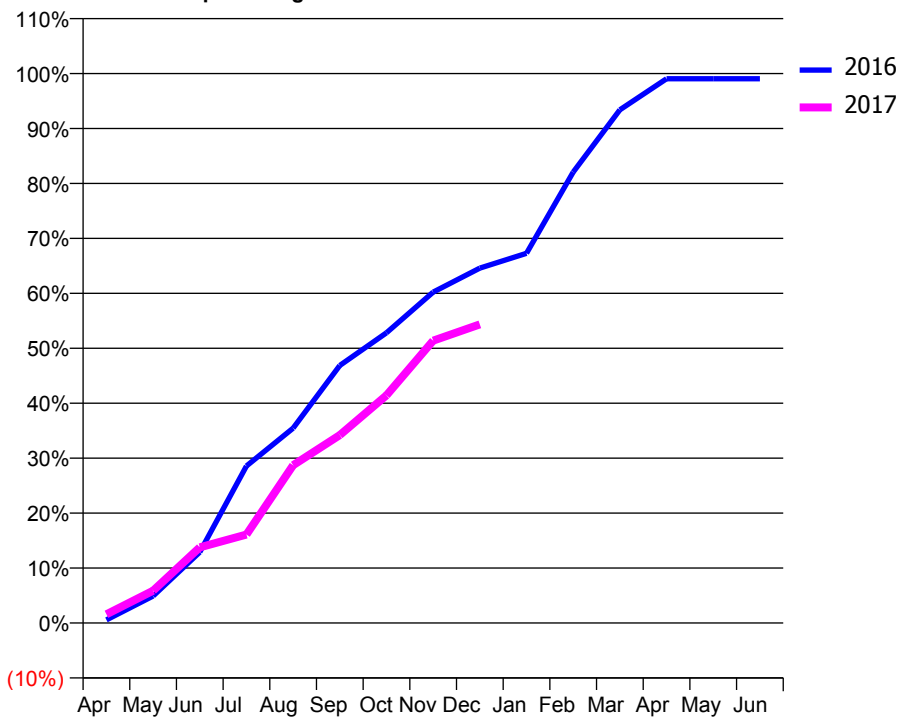
ACCESS*

Patients seen in 24 months	Total	Change since previous quarter
Quarter ending December 2015	1,093	
Quarter ending March 2016	1,169	↑
Quarter ending June 2016	1,165	→
Quarter ending September 2016	1,125	↓
Quarter ending December 2016	1,108	↓
Variance since December 2015	1.4%	→



ACTIVITY

Cumulative percentage of contracted UDA delivered 2016 & 2017



Month	Adjusted Scheduled Activity (UDA)	
	2016	2017
April	23	64
May	198	237
June	519	554
July	1,149	647
August	1,426	1,155
September	1,886	1,375
October	2,124	1,667
November	2,422	2,067
December	2,597	2,185
January	2,706	
February	3,301	
March	3,756	
April	3,984	
May	3,984	
June	3,984	

QUALITY

	Quantity	Base Number	Contract	AT	Region	England
% of FP17s for the same patient ID Re-attending within 3 months - Children	39	479	8.1%	11.3%	12.1%	12.4%
% of FP17s for the same patient ID Re-attending within 3 months - Adults	95	627	15.2%	15.1%	15.9%	16.6%
% of FP17s for the same patient ID Re-attending between 3 & 9 months - Children	272	479	56.8%	58.7%	58.6%	57.5%
% of FP17s for the same patient ID Re-attending between 3 & 9 months - Adults	287	627	45.8%	49.8%	51.5%	50.4%
% of FP17s for Band 1 Urgent Courses	57	1,038	5.5%	9.5%	8.0%	9.1%
% of FP17s Relating to Free Repair or Replacements	1	1,038	0.1%	0.9%	0.8%	0.8%
% of FP17s Relating to Continuations	27	1,038	2.6%	1.3%	1.2%	1.3%
% of Patients satisfied with the dentistry they have received	1	1	N/A	92.0%	92.8%	92.7%
% of Patients satisfied with the time they had to wait for an appointment	1	1	N/A	86.7%	89.2%	88.8%

* This is based on patients treated on this contract for their most recent course of treatment. Figures in italics indicate the base number of FP17s or Patient Questionnaire responses are less than 100. N/A is shown where the base number of responses is less than 10 during the period. % is calculated as Quantity/Base number*100

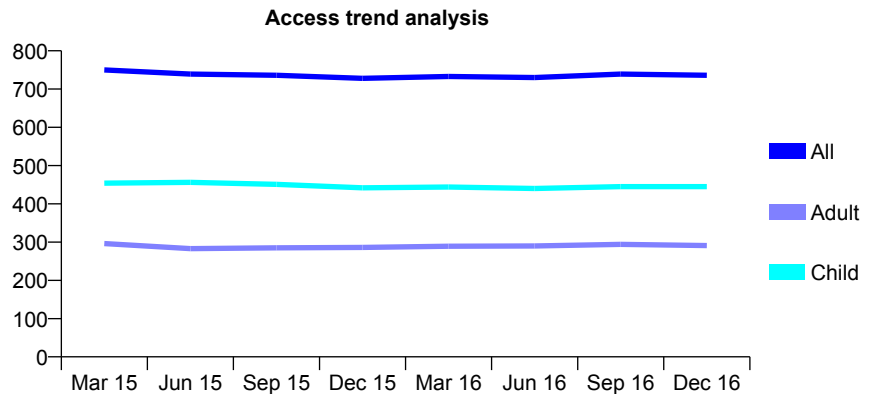
Q56 - Vital Signs At a Glance Contract Report for 233129/0001 - December 2016

Name or company name	MR RF TILLY
Contract type name	GDS Contract
Purpose of contract	General
Contract start date	01/04/2006
Contract end date	

16/17 Contracted general activity (UDA)	1,750
Carry forward general activity (UDA)	27
16/17 Contracted orthodontic activity (UOA)	0
Carry forward orthodontic activity (UOA)	0
Baseline contract value	£37,059.70

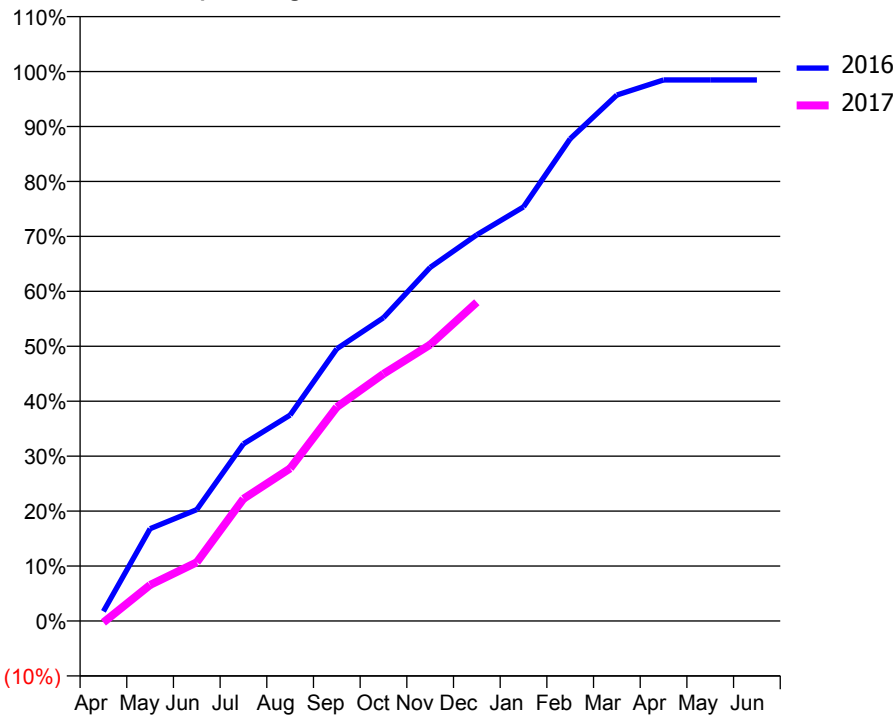
ACCESS*

Patients seen in 24 months	Total	Change since previous quarter
Quarter ending December 2015	728	
Quarter ending March 2016	733	→
Quarter ending June 2016	730	→
Quarter ending September 2016	739	→
Quarter ending December 2016	736	→
Variance since December 2015	1.1%	→



ACTIVITY

Cumulative percentage of contracted UDA delivered 2016 & 2017



Month	Adjusted Scheduled Activity (UDA)	
	2016	2017
April	31	-5
May	294	115
June	355	187
July	564	389
August	656	486
September	867	681
October	966	787
November	1,126	880
December	1,230	1,015
January	1,319	
February	1,536	
March	1,675	
April	1,723	
May	1,723	
June	1,723	

QUALITY

	Quantity	Base Number	Contract	AT	Region	England
% of FP17s for the same patient ID Re-attending within 3 months - Children	16	505	3.2%	11.3%	12.1%	12.4%
% of FP17s for the same patient ID Re-attending within 3 months - Adults	23	258	8.9%	15.1%	15.9%	16.6%
% of FP17s for the same patient ID Re-attending between 3 & 9 months - Children	372	505	73.7%	58.7%	58.6%	57.5%
% of FP17s for the same patient ID Re-attending between 3 & 9 months - Adults	169	258	65.5%	49.8%	51.5%	50.4%
% of FP17s for Band 1 Urgent Courses	1	735	0.1%	9.5%	8.0%	9.1%
% of FP17s Relating to Free Repair or Replacements	0	735	0.0%	0.9%	0.8%	0.8%
% of FP17s Relating to Continuations	0	735	0.0%	1.3%	1.2%	1.3%
% of Patients satisfied with the dentistry they have received	0	0	N/A	92.0%	92.8%	92.7%
% of Patients satisfied with the time they had to wait for an appointment	0	0	N/A	86.7%	89.2%	88.8%

* This is based on patients treated on this contract for their most recent course of treatment. Figures in italics indicate the base number of FP17s or Patient Questionnaire responses are less than 100. N/A is shown where the base number of responses is less than 10 during the period. % is calculated as Quantity/Base number*100

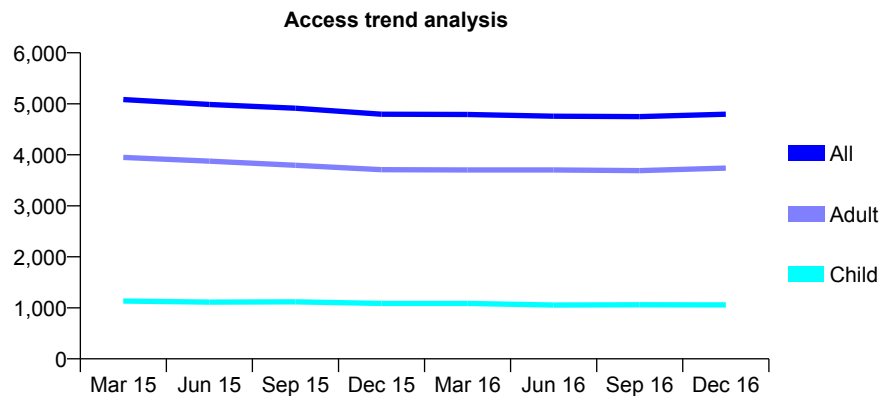
Q56 - Vital Signs At a Glance Contract Report for 244333/0002 - December 2016

Name or company name	MR H MORILLO-GONZALES DE V
Contract type name	GDS Contract
Purpose of contract	General
Contract start date	16/09/2008
Contract end date	

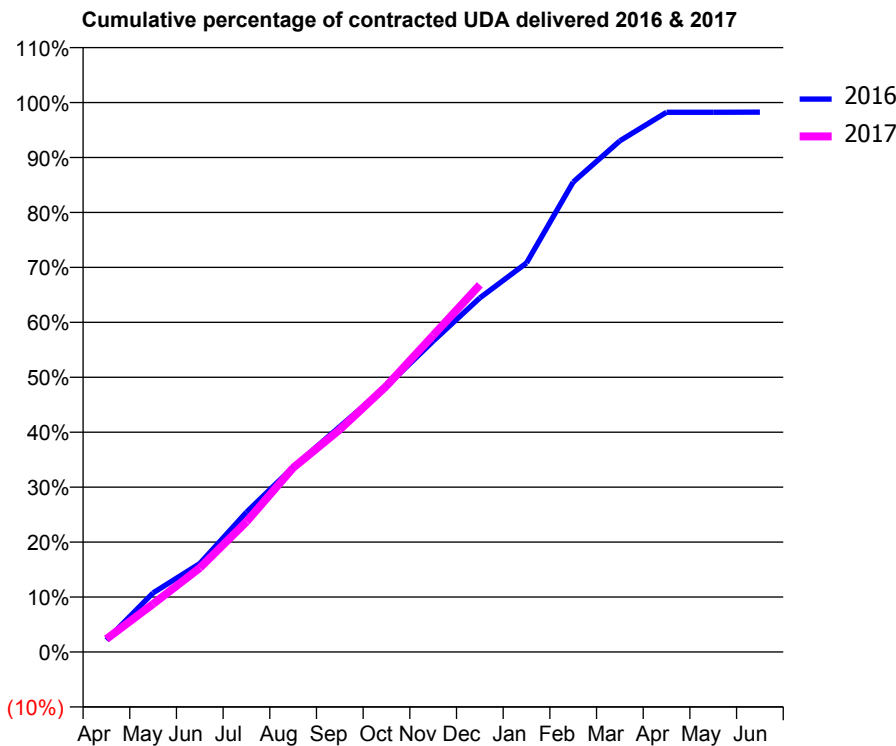
16/17 Contracted general activity (UDA)	14,224
Carry forward general activity (UDA)	248
16/17 Contracted orthodontic activity (UOA)	0
Carry forward orthodontic activity (UOA)	0
Baseline contract value	£356,255.97

ACCESS*

Patients seen in 24 months	Total	Change since previous quarter
Quarter ending December 2015	4,795	
Quarter ending March 2016	4,791	→
Quarter ending June 2016	4,758	→
Quarter ending September 2016	4,750	→
Quarter ending December 2016	4,797	→
Variance since December 2015	0.0%	→



ACTIVITY



Month	Adjusted Scheduled Activity (UDA)	
	2016	2017
April	308	337
May	1,531	1,246
June	2,291	2,178
July	3,620	3,372
August	4,785	4,768
September	5,835	5,760
October	6,880	6,887
November	8,048	8,196
December	9,165	9,504
January	10,069	
February	12,165	
March	13,234	
April	13,971	
May	13,971	
June	13,976	

QUALITY

	Quantity	Base Number	Contract	AT	Region	England
% of FP17s for the same patient ID Re-attending within 3 months - Children	71	1,217	5.8%	11.3%	12.1%	12.4%
% of FP17s for the same patient ID Re-attending within 3 months - Adults	573	4,026	14.2%	15.1%	15.9%	16.6%
% of FP17s for the same patient ID Re-attending between 3 & 9 months - Children	735	1,217	60.4%	58.7%	58.6%	57.5%
% of FP17s for the same patient ID Re-attending between 3 & 9 months - Adults	1,997	4,026	49.6%	49.8%	51.5%	50.4%
% of FP17s for Band 1 Urgent Courses	301	4,327	7.0%	9.5%	8.0%	9.1%
% of FP17s Relating to Free Repair or Replacements	39	4,327	0.9%	0.9%	0.8%	0.8%
% of FP17s Relating to Continuations	122	4,327	2.8%	1.3%	1.2%	1.3%
% of Patients satisfied with the dentistry they have received	18	19	94.7%	92.0%	92.8%	92.7%
% of Patients satisfied with the time they had to wait for an appointment	17	19	89.5%	86.7%	89.2%	88.8%

* This is based on patients treated on this contract for their most recent course of treatment. Figures in italics indicate the base number of FP17s or Patient Questionnaire responses are less than 100. N/A is shown where the base number of responses is less than 10 during the period. % is calculated as Quantity/Base number*100

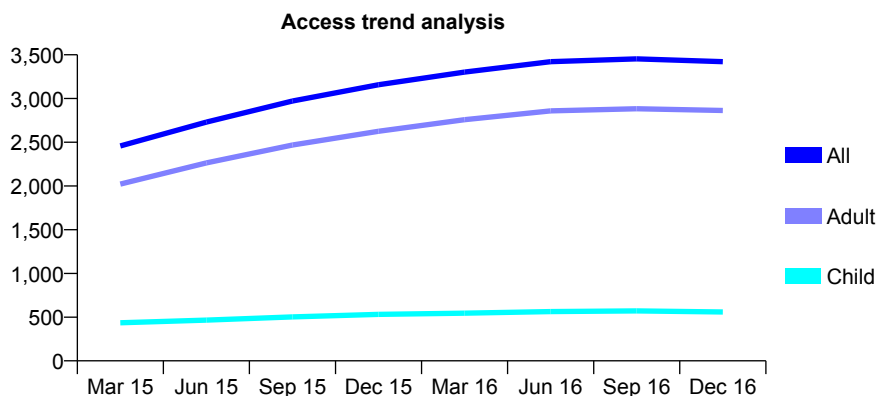
Q56 - Vital Signs At a Glance Contract Report for 245887/0001 - December 2016

Name or company name	MS CA FROST
Contract type name	PDS Contract
Purpose of contract	General
Contract start date	01/08/2014
Contract end date	31/07/2019

16/17 Contracted general activity (UDA)	14,750
Carry forward general activity (UDA)	24
16/17 Contracted orthodontic activity (UOA)	0
Carry forward orthodontic activity (UOA)	0
Baseline contract value	£428,996.15

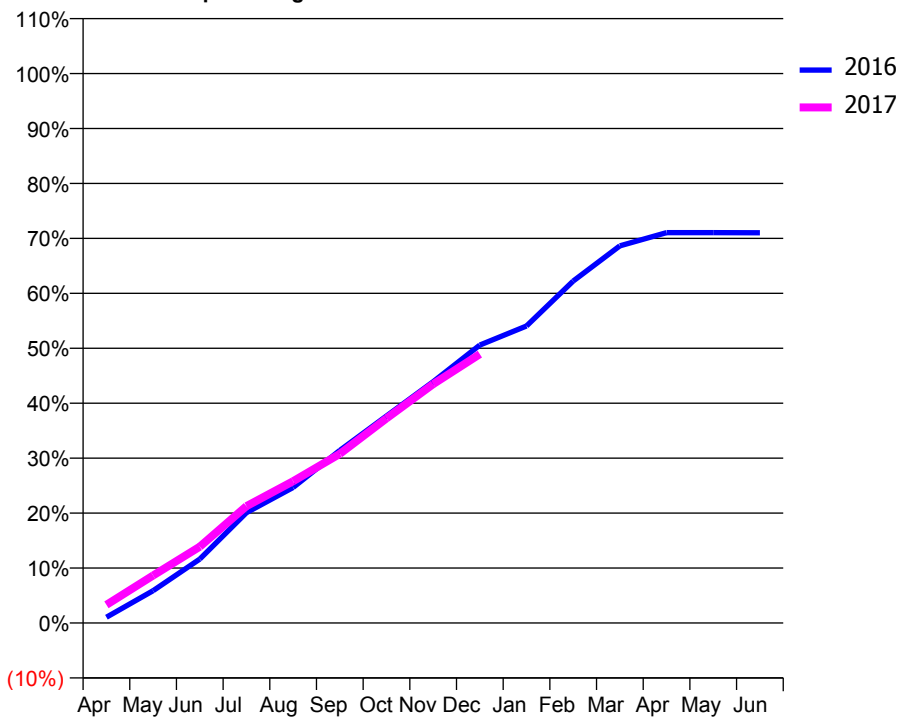
ACCESS*

Patients seen in 24 months	Total	Change since previous quarter
Quarter ending December 2015	3,158	
Quarter ending March 2016	3,303	↑
Quarter ending June 2016	3,421	↑
Quarter ending September 2016	3,454	→
Quarter ending December 2016	3,422	→
Variance since December 2015	8.4%	↑



ACTIVITY

Cumulative percentage of contracted UDA delivered 2016 & 2017



Month	Adjusted Scheduled Activity (UDA)	
	2016	2017
April	155	488
May	868	1,278
June	1,717	2,049
July	2,962	3,137
August	3,640	3,805
September	4,635	4,540
October	5,558	5,492
November	6,476	6,413
December	7,462	7,217
January	7,974	
February	9,179	
March	10,125	
April	10,479	
May	10,479	
June	10,476	

QUALITY

	Quantity	Base Number	Contract	AT	Region	England
% of FP17s for the same patient ID Re-attending within 3 months - Children	44	620	7.1%	11.3%	12.1%	12.4%
% of FP17s for the same patient ID Re-attending within 3 months - Adults	462	3,018	15.3%	15.1%	15.9%	16.6%
% of FP17s for the same patient ID Re-attending between 3 & 9 months - Children	402	620	64.8%	58.7%	58.6%	57.5%
% of FP17s for the same patient ID Re-attending between 3 & 9 months - Adults	1,692	3,018	56.1%	49.8%	51.5%	50.4%
% of FP17s for Band 1 Urgent Courses	435	3,489	12.5%	9.5%	8.0%	9.1%
% of FP17s Relating to Free Repair or Replacements	47	3,489	1.3%	0.9%	0.8%	0.8%
% of FP17s Relating to Continuations	48	3,489	1.4%	1.3%	1.2%	1.3%
% of Patients satisfied with the dentistry they have received	7	7	N/A	92.0%	92.8%	92.7%
% of Patients satisfied with the time they had to wait for an appointment	7	7	N/A	86.7%	89.2%	88.8%

* This is based on patients treated on this contract for their most recent course of treatment. Figures in italics indicate the base number of FP17s or Patient Questionnaire responses are less than 100. N/A is shown where the base number of responses is less than 10 during the period. % is calculated as Quantity/Base number*100

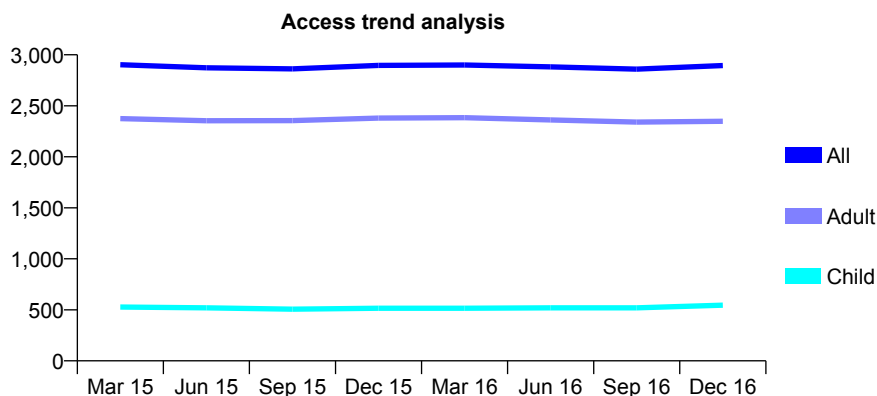
Q56 - Vital Signs At a Glance Contract Report for 248940/0003 - December 2016

Name or company name	MR SR PATEL
Contract type name	GDS Contract
Purpose of contract	General
Contract start date	01/04/2013
Contract end date	

16/17 Contracted general activity (UDA)	5,810
Carry forward general activity (UDA)	0
16/17 Contracted orthodontic activity (UOA)	0
Carry forward orthodontic activity (UOA)	0
Baseline contract value	£135,977.10

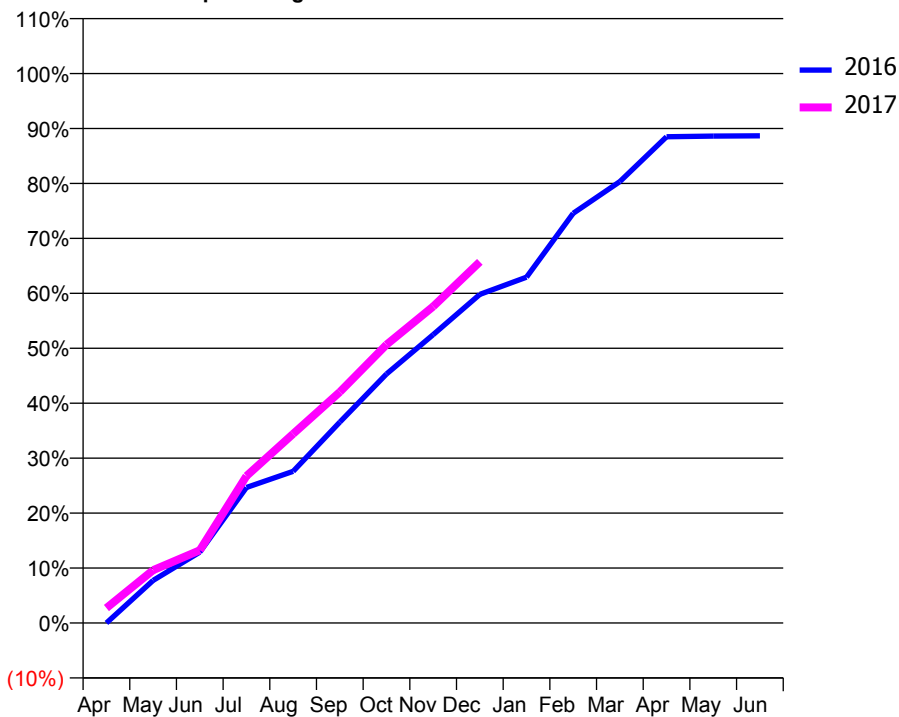
ACCESS*

Patients seen in 24 months	Total	Change since previous quarter
Quarter ending December 2015	2,896	
Quarter ending March 2016	2,900	→
Quarter ending June 2016	2,882	→
Quarter ending September 2016	2,859	→
Quarter ending December 2016	2,895	→
Variance since December 2015	(0.0%)	→



ACTIVITY

Cumulative percentage of contracted UDA delivered 2016 & 2017



Month	Adjusted Scheduled Activity (UDA)	
	2016	2017
April	0	158
May	450	559
June	749	769
July	1,433	1,554
August	1,604	2,001
September	2,125	2,442
October	2,633	2,943
November	3,049	3,347
December	3,474	3,818
January	3,656	
February	4,333	
March	4,668	
April	5,142	
May	5,148	
June	5,151	

QUALITY

	Quantity	Base Number	Contract	AT	Region	England
% of FP17s for the same patient ID Re-attending within 3 months - Children	10	587	1.7%	11.3%	12.1%	12.4%
% of FP17s for the same patient ID Re-attending within 3 months - Adults	105	1,814	5.8%	15.1%	15.9%	16.6%
% of FP17s for the same patient ID Re-attending between 3 & 9 months - Children	398	587	67.8%	58.7%	58.6%	57.5%
% of FP17s for the same patient ID Re-attending between 3 & 9 months - Adults	428	1,814	23.6%	49.8%	51.5%	50.4%
% of FP17s for Band 1 Urgent Courses	16	2,137	0.7%	9.5%	8.0%	9.1%
% of FP17s Relating to Free Repair or Replacements	0	2,137	0.0%	0.9%	0.8%	0.8%
% of FP17s Relating to Continuations	18	2,137	0.8%	1.3%	1.2%	1.3%
% of Patients satisfied with the dentistry they have received	2	2	N/A	92.0%	92.8%	92.7%
% of Patients satisfied with the time they had to wait for an appointment	2	2	N/A	86.7%	89.2%	88.8%

* This is based on patients treated on this contract for their most recent course of treatment. Figures in italics indicate the base number of FP17s or Patient Questionnaire responses are less than 100. N/A is shown where the base number of responses is less than 10 during the period. % is calculated as Quantity/Base number*100

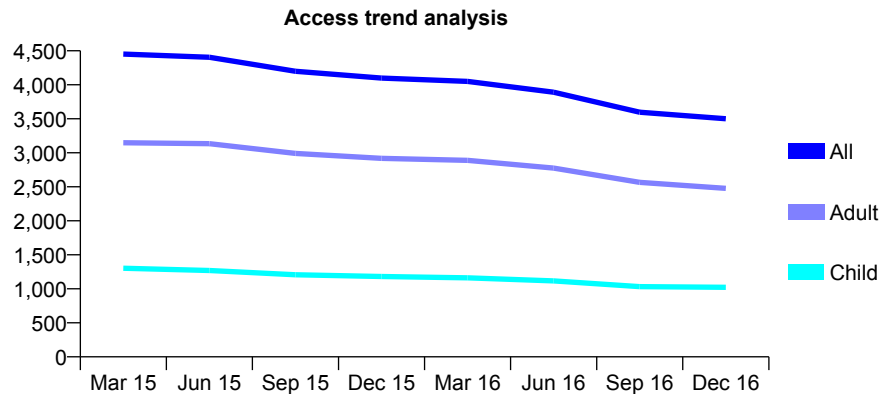
Q56 - Vital Signs At a Glance Contract Report for 250821/0002 - December 2016

Name or company name	MR A NOROOZI RAD
Contract type name	GDS Contract
Purpose of contract	General
Contract start date	01/01/2013
Contract end date	

16/17 Contracted general activity (UDA)	17,953
Carry forward general activity (UDA)	0
16/17 Contracted orthodontic activity (UOA)	0
Carry forward orthodontic activity (UOA)	0
Baseline contract value	£419,019.56

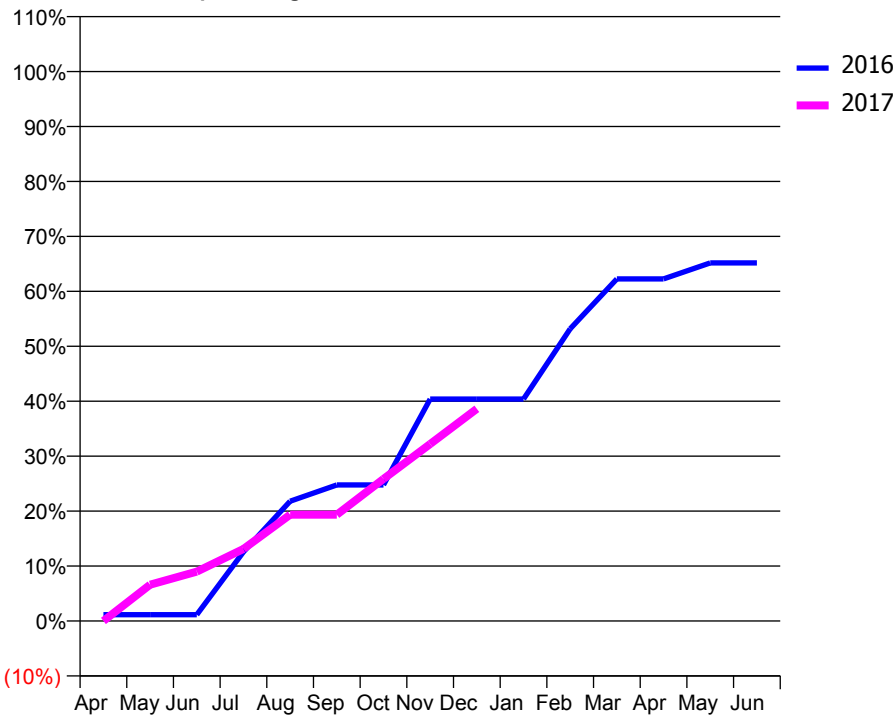
ACCESS*

Patients seen in 24 months	Total	Change since previous quarter
Quarter ending December 2015	4,099	
Quarter ending March 2016	4,050	↓
Quarter ending June 2016	3,891	↓
Quarter ending September 2016	3,598	↓
Quarter ending December 2016	3,501	↓
Variance since December 2015	(14.6%)	↓



ACTIVITY

Cumulative percentage of contracted UDA delivered 2016 & 2017



Month	Adjusted Scheduled Activity (UDA)	
	2016	2017
April	205	0
May	205	1,187
June	205	1,613
July	2,260	2,353
August	3,914	3,476
September	4,446	3,476
October	4,446	4,643
November	7,250	5,785
December	7,250	6,934
January	7,250	
February	9,547	
March	11,177	
April	11,177	
May	11,698	
June	11,698	

QUALITY

	Quantity	Base Number	Contract	AT	Region	England
% of FP17s for the same patient ID Re-attending within 3 months - Children	58	806	7.2%	11.3%	12.1%	12.4%
% of FP17s for the same patient ID Re-attending within 3 months - Adults	212	1,714	12.4%	15.1%	15.9%	16.6%
% of FP17s for the same patient ID Re-attending between 3 & 9 months - Children	275	806	34.1%	58.7%	58.6%	57.5%
% of FP17s for the same patient ID Re-attending between 3 & 9 months - Adults	714	1,714	41.7%	49.8%	51.5%	50.4%
% of FP17s for Band 1 Urgent Courses	200	2,369	8.4%	9.5%	8.0%	9.1%
% of FP17s Relating to Free Repair or Replacements	24	2,369	1.0%	0.9%	0.8%	0.8%
% of FP17s Relating to Continuations	30	2,369	1.3%	1.3%	1.2%	1.3%
% of Patients satisfied with the dentistry they have received	1	2	N/A	92.0%	92.8%	92.7%
% of Patients satisfied with the time they had to wait for an appointment	2	2	N/A	86.7%	89.2%	88.8%

* This is based on patients treated on this contract for their most recent course of treatment. Figures in italics indicate the base number of FP17s or Patient Questionnaire responses are less than 100. N/A is shown where the base number of responses is less than 10 during the period. % is calculated as Quantity/Base number*100

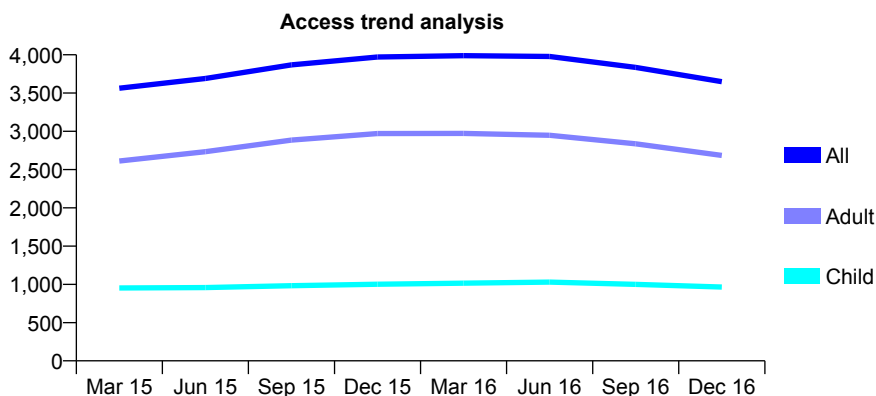
Q56 - Vital Signs At a Glance Contract Report for 257257/0002 - December 2016

Name or company name	MR JJ VILJOEN
Contract type name	PDS Contract
Purpose of contract	General
Contract start date	01/02/2010
Contract end date	30/04/2018

16/17 Contracted general activity (UDA)	9,942
Carry forward general activity (UDA)	-199
16/17 Contracted orthodontic activity (UOA)	0
Carry forward orthodontic activity (UOA)	0
Baseline contract value	£246,134.95

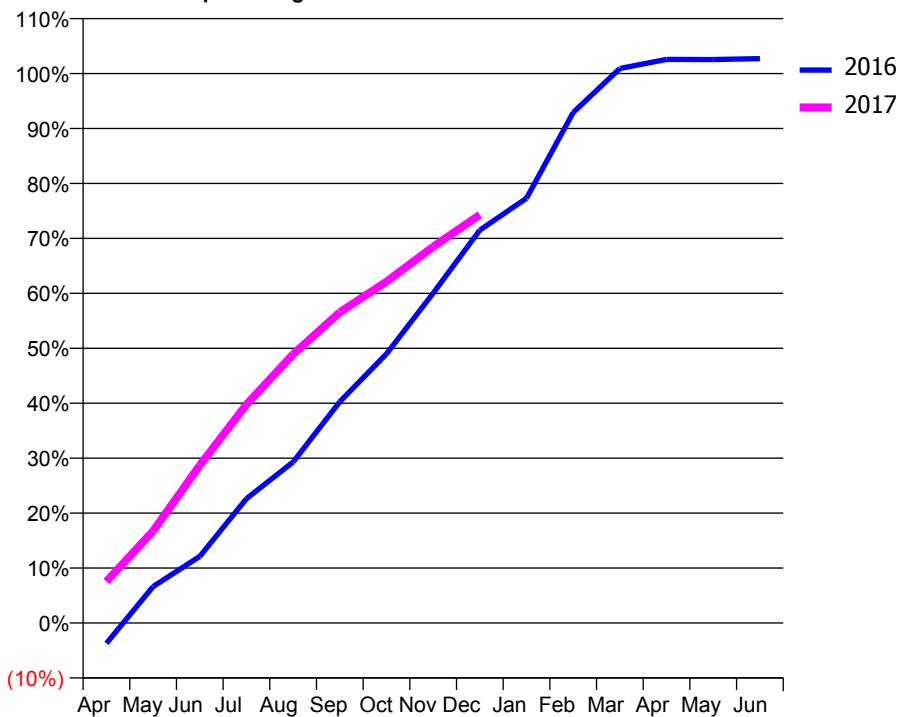
ACCESS*

Patients seen in 24 months	Total	Change since previous quarter
Quarter ending December 2015	3,972	
Quarter ending March 2016	3,988	→
Quarter ending June 2016	3,978	→
Quarter ending September 2016	3,836	↓
Quarter ending December 2016	3,649	↓
Variance since December 2015	(8.1%)	↓



ACTIVITY

Cumulative percentage of contracted UDA delivered 2016 & 2017



Adjusted Scheduled Activity (UDA)

Month	2016	2017
April	-370	751
May	659	1,664
June	1,205	2,853
July	2,249	3,953
August	2,914	4,864
September	4,004	5,623
October	4,869	6,175
November	5,968	6,807
December	7,108	7,387
January	7,685	
February	9,238	
March	10,033	
April	10,197	
May	10,195	
June	10,211	

QUALITY

	Quantity	Base Number	Contract	AT	Region	England
% of FP17s for the same patient ID Re-attending within 3 months - Children	79	1,089	7.3%	11.3%	12.1%	12.4%
% of FP17s for the same patient ID Re-attending within 3 months - Adults	362	2,751	13.2%	15.1%	15.9%	16.6%
% of FP17s for the same patient ID Re-attending between 3 & 9 months - Children	725	1,089	66.6%	58.7%	58.6%	57.5%
% of FP17s for the same patient ID Re-attending between 3 & 9 months - Adults	1,855	2,751	67.4%	49.8%	51.5%	50.4%
% of FP17s for Band 1 Urgent Courses	287	3,745	7.7%	9.5%	8.0%	9.1%
% of FP17s Relating to Free Repair or Replacements	17	3,745	0.5%	0.9%	0.8%	0.8%
% of FP17s Relating to Continuations	11	3,745	0.3%	1.3%	1.2%	1.3%
% of Patients satisfied with the dentistry they have received	4	4	N/A	92.0%	92.8%	92.7%
% of Patients satisfied with the time they had to wait for an appointment	4	4	N/A	86.7%	89.2%	88.8%

* This is based on patients treated on this contract for their most recent course of treatment. Figures in italics indicate the base number of FP17s or Patient Questionnaire responses are less than 100. N/A is shown where the base number of responses is less than 10 during the period. % is calculated as Quantity/Base number*100

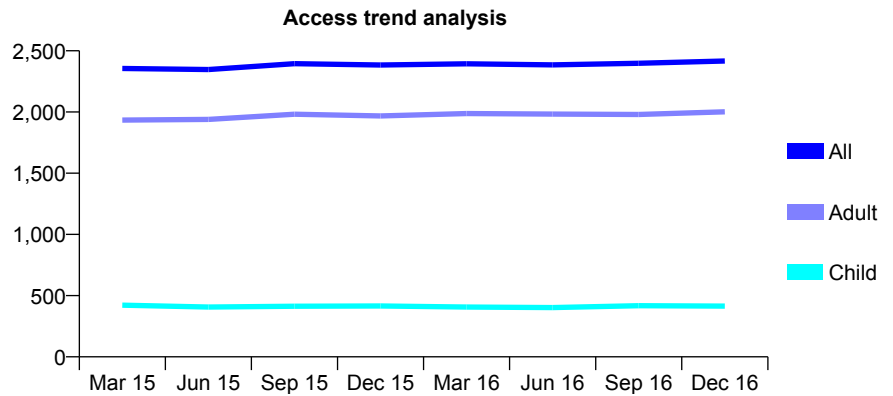
Q56 - Vital Signs At a Glance Contract Report for 258083/0001 - December 2016

Name or company name	MR AA KHODADADIAN
Contract type name	GDS Contract
Purpose of contract	General
Contract start date	01/04/2006
Contract end date	

16/17 Contracted general activity (UDA)	7,400
Carry forward general activity (UDA)	248
16/17 Contracted orthodontic activity (UOA)	0
Carry forward orthodontic activity (UOA)	0
Baseline contract value	£183,204.96

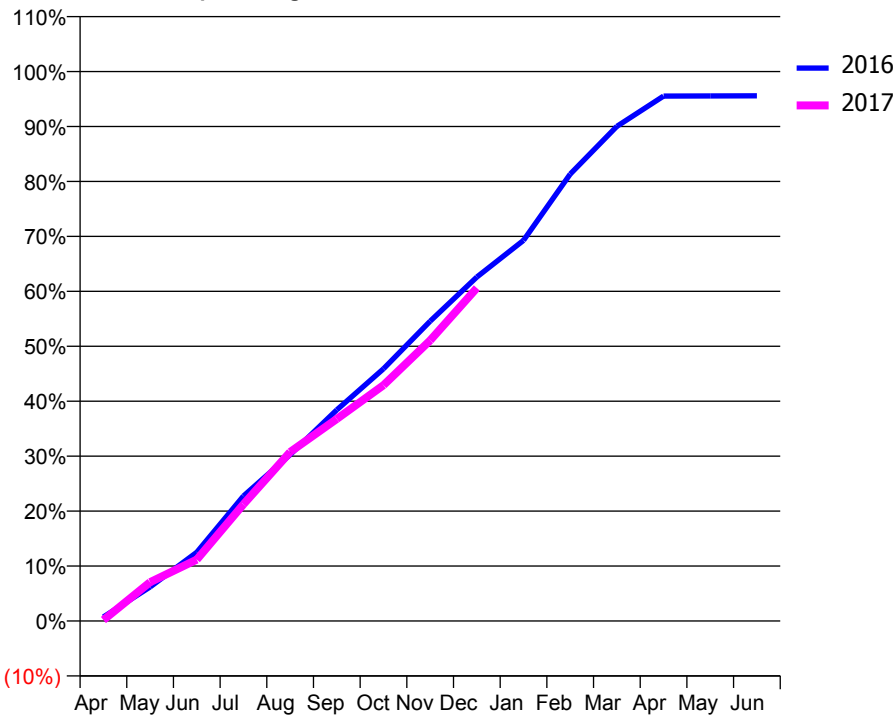
ACCESS*

Patients seen in 24 months	Total	Change since previous quarter
Quarter ending December 2015	2,384	
Quarter ending March 2016	2,394	→
Quarter ending June 2016	2,385	→
Quarter ending September 2016	2,398	→
Quarter ending December 2016	2,417	→
Variance since December 2015	1.4%	→



ACTIVITY

Cumulative percentage of contracted UDA delivered 2016 & 2017



Month	Adjusted Scheduled Activity (UDA)	
	2016	2017
April	54	13
May	453	523
June	912	827
July	1,662	1,571
August	2,209	2,277
September	2,805	2,721
October	3,351	3,175
November	3,984	3,779
December	4,569	4,485
January	5,056	
February	5,938	
March	6,572	
April	6,973	
May	6,976	
June	6,977	

QUALITY

	Quantity	Base Number	Contract	AT	Region	England
% of FP17s for the same patient ID Re-attending within 3 months - Children	21	426	4.9%	11.3%	12.1%	12.4%
% of FP17s for the same patient ID Re-attending within 3 months - Adults	290	2,012	14.4%	15.1%	15.9%	16.6%
% of FP17s for the same patient ID Re-attending between 3 & 9 months - Children	200	426	46.9%	58.7%	58.6%	57.5%
% of FP17s for the same patient ID Re-attending between 3 & 9 months - Adults	976	2,012	48.5%	49.8%	51.5%	50.4%
% of FP17s for Band 1 Urgent Courses	131	2,277	5.8%	9.5%	8.0%	9.1%
% of FP17s Relating to Free Repair or Replacements	13	2,277	0.6%	0.9%	0.8%	0.8%
% of FP17s Relating to Continuations	40	2,277	1.8%	1.3%	1.2%	1.3%
% of Patients satisfied with the dentistry they have received	2	3	N/A	92.0%	92.8%	92.7%
% of Patients satisfied with the time they had to wait for an appointment	3	3	N/A	86.7%	89.2%	88.8%

* This is based on patients treated on this contract for their most recent course of treatment. Figures in italics indicate the base number of FP17s or Patient Questionnaire responses are less than 100. N/A is shown where the base number of responses is less than 10 during the period. % is calculated as Quantity/Base number*100

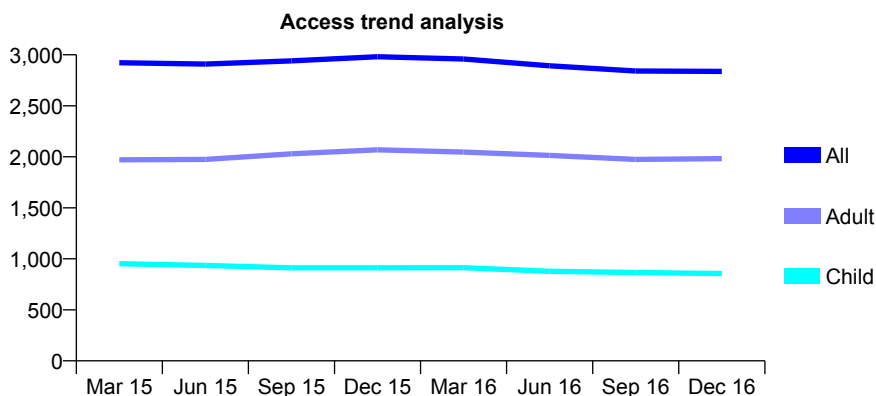
Q56 - Vital Signs At a Glance Contract Report for 258229/0001 - December 2016

Name or company name	MR S KORDANY
Contract type name	GDS Contract
Purpose of contract	General
Contract start date	01/04/2006
Contract end date	

16/17 Contracted general activity (UDA)	10,000
Carry forward general activity (UDA)	0
16/17 Contracted orthodontic activity (UOA)	0
Carry forward orthodontic activity (UOA)	0
Baseline contract value	£241,310.34

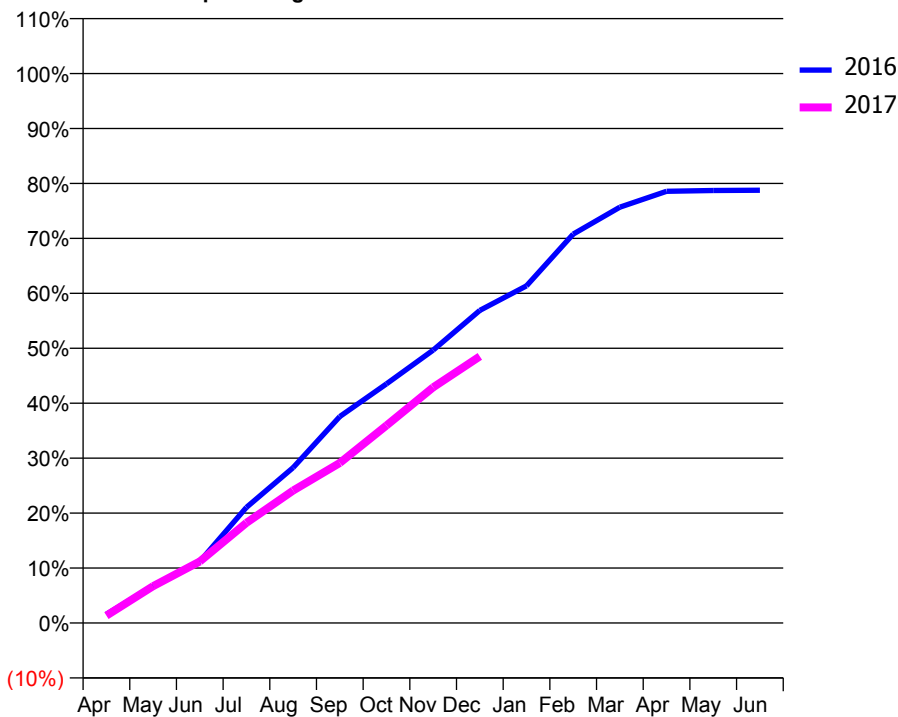
ACCESS*

Patients seen in 24 months	Total	Change since previous quarter
Quarter ending December 2015	2,981	
Quarter ending March 2016	2,959	→
Quarter ending June 2016	2,892	↓
Quarter ending September 2016	2,841	↓
Quarter ending December 2016	2,837	→
Variance since December 2015	(4.8%)	↓



ACTIVITY

Cumulative percentage of contracted UDA delivered 2016 & 2017



Month	Adjusted Scheduled Activity (UDA)	
	2016	2017
April	159	135
May	673	670
June	1,120	1,119
July	2,104	1,824
August	2,828	2,410
September	3,757	2,912
October	4,352	3,594
November	4,967	4,290
December	5,689	4,853
January	6,136	
February	7,079	
March	7,568	
April	7,858	
May	7,872	
June	7,875	

QUALITY

	Quantity	Base Number	Contract	AT	Region	England
% of FP17s for the same patient ID Re-attending within 3 months - Children	36	899	4.0%	11.3%	12.1%	12.4%
% of FP17s for the same patient ID Re-attending within 3 months - Adults	195	2,147	9.1%	15.1%	15.9%	16.6%
% of FP17s for the same patient ID Re-attending between 3 & 9 months - Children	601	899	66.9%	58.7%	58.6%	57.5%
% of FP17s for the same patient ID Re-attending between 3 & 9 months - Adults	1,458	2,147	67.9%	49.8%	51.5%	50.4%
% of FP17s for Band 1 Urgent Courses	159	2,868	5.5%	9.5%	8.0%	9.1%
% of FP17s Relating to Free Repair or Replacements	21	2,868	0.7%	0.9%	0.8%	0.8%
% of FP17s Relating to Continuations	7	2,868	0.2%	1.3%	1.2%	1.3%
% of Patients satisfied with the dentistry they have received	3	3	N/A	92.0%	92.8%	92.7%
% of Patients satisfied with the time they had to wait for an appointment	3	3	N/A	86.7%	89.2%	88.8%

* This is based on patients treated on this contract for their most recent course of treatment. Figures in italics indicate the base number of FP17s or Patient Questionnaire responses are less than 100. N/A is shown where the base number of responses is less than 10 during the period. % is calculated as Quantity/Base number*100

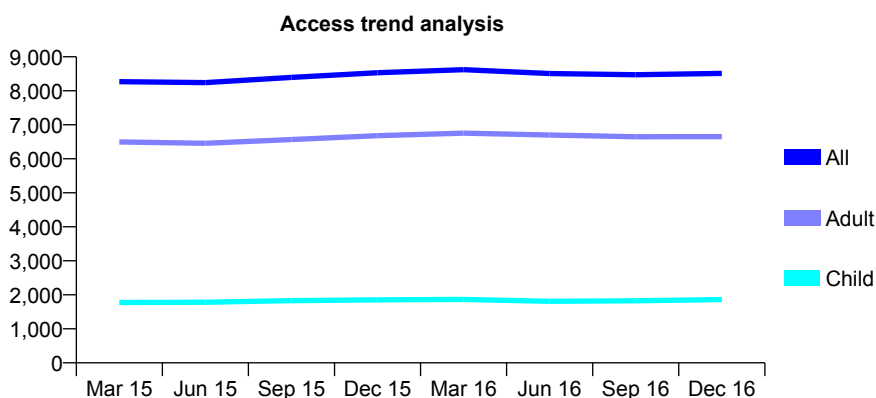
Q56 - Vital Signs At a Glance Contract Report for 262080/0002 - December 2016

Name or company name	MR A KHANI
Contract type name	Pilot Contract
Purpose of contract	General
Contract start date	01/06/2006
Contract end date	

16/17 Contracted general activity (UDA)	27,000
Carry forward general activity (UDA)	0
16/17 Contracted orthodontic activity (UOA)	0
Carry forward orthodontic activity (UOA)	0
Baseline contract value	£643,656.05

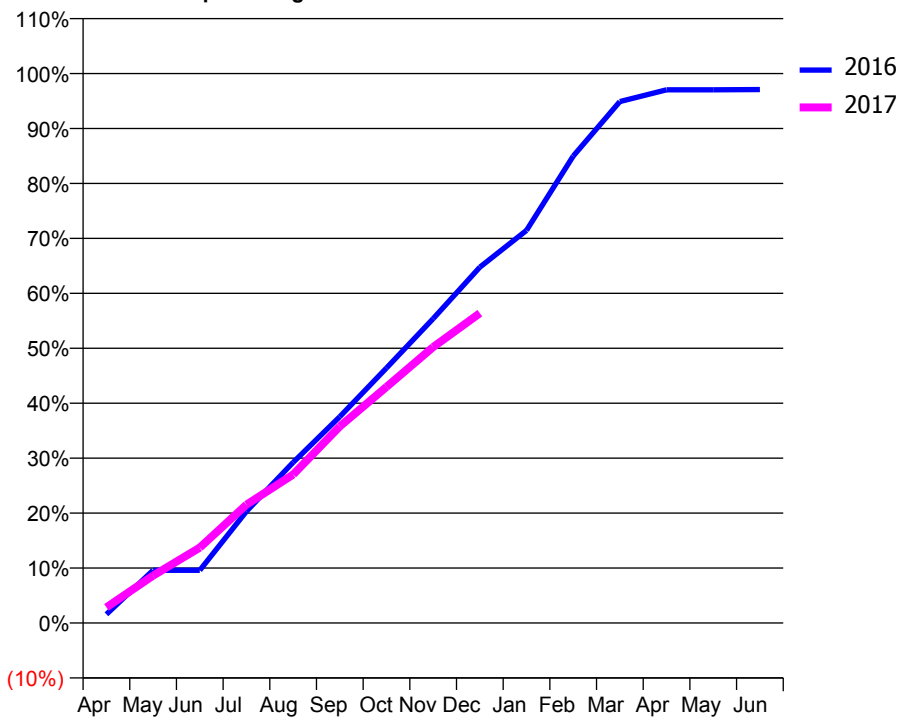
ACCESS*

Patients seen in 24 months	Total	Change since previous quarter
Quarter ending December 2015	8,533	
Quarter ending March 2016	8,621	→
Quarter ending June 2016	8,509	↓
Quarter ending September 2016	8,474	→
Quarter ending December 2016	8,513	→
Variance since December 2015	(0.2%)	→



ACTIVITY

Cumulative percentage of contracted UDA delivered 2016 & 2017



Month	Adjusted Scheduled Activity (UDA)	
	2016	2017
April	427	772
May	2,591	2,330
June	2,591	3,704
July	5,485	5,812
August	7,891	7,295
September	10,136	9,661
October	12,534	11,603
November	14,956	13,557
December	17,487	15,221
January	19,295	
February	22,941	
March	25,621	
April	26,197	
May	26,197	
June	26,211	

QUALITY

	Quantity	Base Number	Contract	AT	Region	England
% of FP17s for the same patient ID Re-attending within 3 months - Children	93	1,873	5.0%	11.3%	12.1%	12.4%
% of FP17s for the same patient ID Re-attending within 3 months - Adults	793	6,239	12.7%	15.1%	15.9%	16.6%
% of FP17s for the same patient ID Re-attending between 3 & 9 months - Children	1,167	1,873	62.3%	58.7%	58.6%	57.5%
% of FP17s for the same patient ID Re-attending between 3 & 9 months - Adults	3,379	6,239	54.2%	49.8%	51.5%	50.4%
% of FP17s for Band 1 Urgent Courses	675	7,782	8.7%	9.5%	8.0%	9.1%
% of FP17s Relating to Free Repair or Replacements	14	7,782	0.2%	0.9%	0.8%	0.8%
% of FP17s Relating to Continuations	80	7,782	1.0%	1.3%	1.2%	1.3%
% of Patients satisfied with the dentistry they have received	10	11	90.9%	92.0%	92.8%	92.7%
% of Patients satisfied with the time they had to wait for an appointment	10	11	90.9%	86.7%	89.2%	88.8%

* This is based on patients treated on this contract for their most recent course of treatment. Figures in italics indicate the base number of FP17s or Patient Questionnaire responses are less than 100. N/A is shown where the base number of responses is less than 10 during the period. % is calculated as Quantity/Base number*100

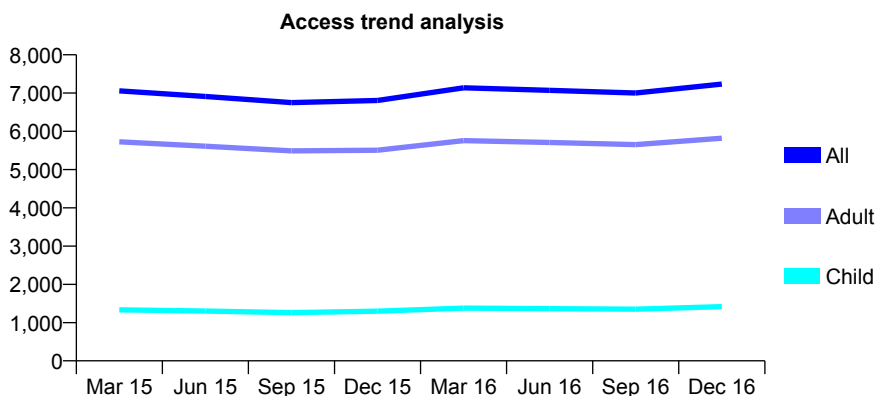
Q56 - Vital Signs At a Glance Contract Report for 263370/0001 - December 2016

Name or company name	Dr Baker & Dr. Al-Ali
Contract type name	GDS Contract
Purpose of contract	General
Contract start date	23/11/2009
Contract end date	

16/17 Contracted general activity (UDA)	22,763
Carry forward general activity (UDA)	399
16/17 Contracted orthodontic activity (UOA)	0
Carry forward orthodontic activity (UOA)	0
Baseline contract value	£513,771.14

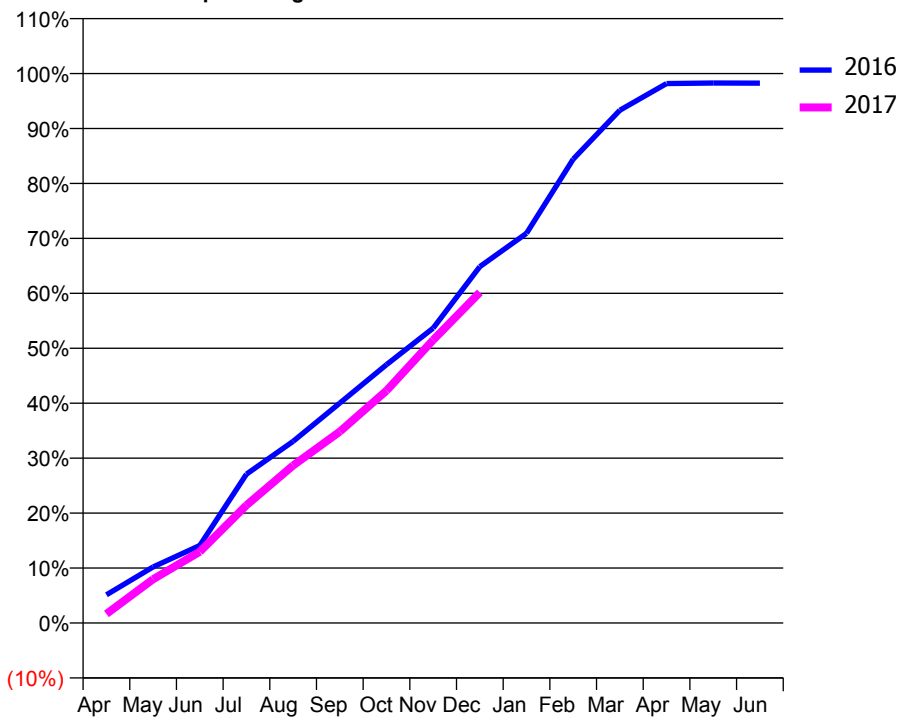
ACCESS*

Patients seen in 24 months	Total	Change since previous quarter
Quarter ending December 2015	6,805	
Quarter ending March 2016	7,137	↑
Quarter ending June 2016	7,071	→
Quarter ending September 2016	7,003	→
Quarter ending December 2016	7,235	↑
Variance since December 2015	6.3%	↑



ACTIVITY

Cumulative percentage of contracted UDA delivered 2016 & 2017



Month	Adjusted Scheduled Activity (UDA)	
	2016	2017
April	1,166	378
May	2,324	1,814
June	3,214	2,950
July	6,165	4,881
August	7,529	6,527
September	9,114	7,932
October	10,701	9,626
November	12,216	11,723
December	14,763	13,695
January	16,143	
February	19,215	
March	21,245	
April	22,344	
May	22,367	
June	22,364	

QUALITY

	Quantity	Base Number	Contract	AT	Region	England
% of FP17s for the same patient ID Re-attending within 3 months - Children	110	1,654	6.7%	11.3%	12.1%	12.4%
% of FP17s for the same patient ID Re-attending within 3 months - Adults	806	6,507	12.4%	15.1%	15.9%	16.6%
% of FP17s for the same patient ID Re-attending between 3 & 9 months - Children	1,027	1,654	62.1%	58.7%	58.6%	57.5%
% of FP17s for the same patient ID Re-attending between 3 & 9 months - Adults	4,098	6,507	63.0%	49.8%	51.5%	50.4%
% of FP17s for Band 1 Urgent Courses	557	7,645	7.3%	9.5%	8.0%	9.1%
% of FP17s Relating to Free Repair or Replacements	152	7,645	2.0%	0.9%	0.8%	0.8%
% of FP17s Relating to Continuations	71	7,645	0.9%	1.3%	1.2%	1.3%
% of Patients satisfied with the dentistry they have received	10	11	90.9%	92.0%	92.8%	92.7%
% of Patients satisfied with the time they had to wait for an appointment	8	11	72.7%	86.7%	89.2%	88.8%

* This is based on patients treated on this contract for their most recent course of treatment. Figures in italics indicate the base number of FP17s or Patient Questionnaire responses are less than 100. N/A is shown where the base number of responses is less than 10 during the period. % is calculated as Quantity/Base number*100

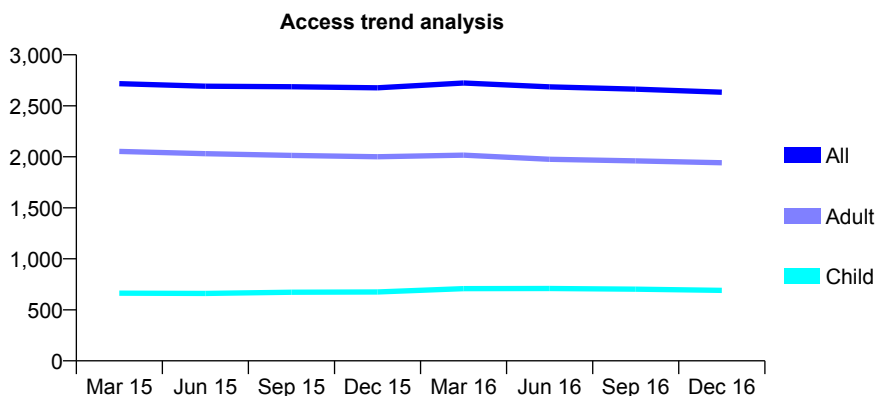
Q56 - Vital Signs At a Glance Contract Report for 264113/0001 - December 2016

Name or company name	MISS O OMOREGIE
Contract type name	GDS Contract
Purpose of contract	General
Contract start date	20/12/2007
Contract end date	

16/17 Contracted general activity (UDA)	6,666
Carry forward general activity (UDA)	223
16/17 Contracted orthodontic activity (UOA)	0
Carry forward orthodontic activity (UOA)	0
Baseline contract value	£177,773.99

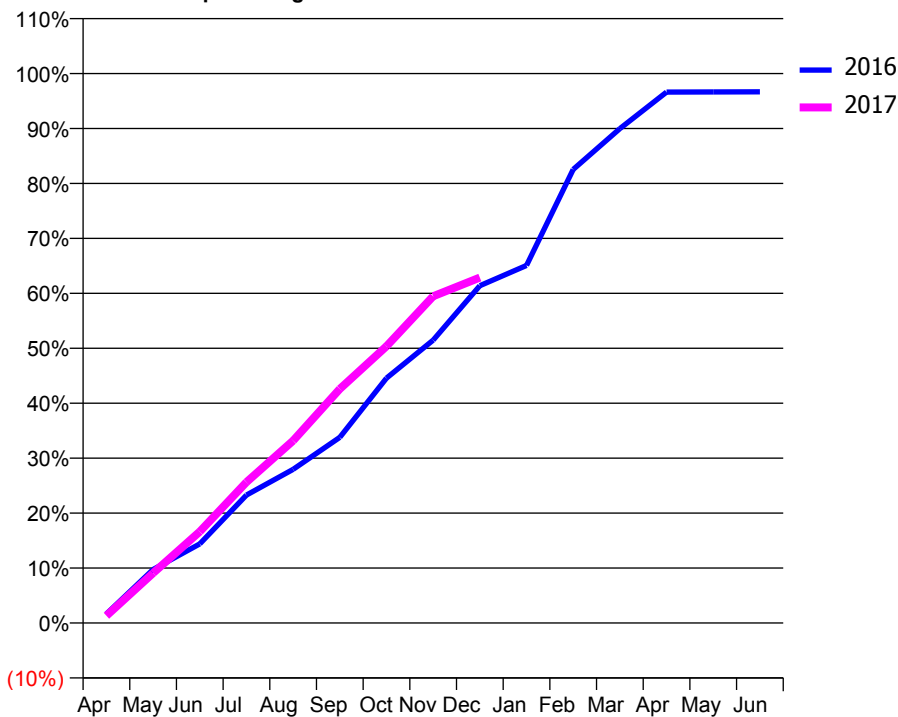
ACCESS*

Patients seen in 24 months	Total	Change since previous quarter
Quarter ending December 2015	2,676	
Quarter ending March 2016	2,724	→
Quarter ending June 2016	2,685	↓
Quarter ending September 2016	2,663	→
Quarter ending December 2016	2,633	↓
Variance since December 2015	(1.6%)	↓



ACTIVITY

Cumulative percentage of contracted UDA delivered 2016 & 2017



Month	Adjusted Scheduled Activity (UDA)	
	2016	2017
April	110	88
May	650	606
June	959	1,109
July	1,552	1,710
August	1,864	2,212
September	2,252	2,839
October	2,971	3,357
November	3,432	3,965
December	4,091	4,191
January	4,338	
February	5,502	
March	5,997	
April	6,441	
May	6,442	
June	6,443	

QUALITY

	Quantity	Base Number	Contract	AT	Region	England
% of FP17s for the same patient ID Re-attending within 3 months - Children	57	711	8.0%	11.3%	12.1%	12.4%
% of FP17s for the same patient ID Re-attending within 3 months - Adults	303	1,890	16.0%	15.1%	15.9%	16.6%
% of FP17s for the same patient ID Re-attending between 3 & 9 months - Children	378	711	53.2%	58.7%	58.6%	57.5%
% of FP17s for the same patient ID Re-attending between 3 & 9 months - Adults	1,091	1,890	57.7%	49.8%	51.5%	50.4%
% of FP17s for Band 1 Urgent Courses	19	2,352	0.8%	9.5%	8.0%	9.1%
% of FP17s Relating to Free Repair or Replacements	23	2,352	1.0%	0.9%	0.8%	0.8%
% of FP17s Relating to Continuations	114	2,352	4.8%	1.3%	1.2%	1.3%
% of Patients satisfied with the dentistry they have received	2	3	N/A	92.0%	92.8%	92.7%
% of Patients satisfied with the time they had to wait for an appointment	3	3	N/A	86.7%	89.2%	88.8%

* This is based on patients treated on this contract for their most recent course of treatment. Figures in italics indicate the base number of FP17s or Patient Questionnaire responses are less than 100. N/A is shown where the base number of responses is less than 10 during the period. % is calculated as Quantity/Base number*100

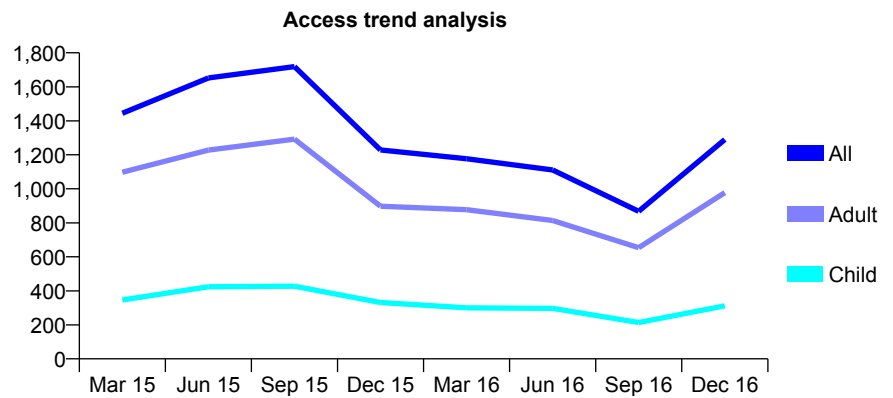
Q56 - Vital Signs At a Glance Contract Report for 277932/0002 - December 2016

Name or company name	MR IO OSHIGA
Contract type name	GDS Contract
Purpose of contract	General
Contract start date	01/04/2012
Contract end date	

16/17 Contracted general activity (UDA)	4,320
Carry forward general activity (UDA)	-2
16/17 Contracted orthodontic activity (UOA)	0
Carry forward orthodontic activity (UOA)	0
Baseline contract value	£110,234.25

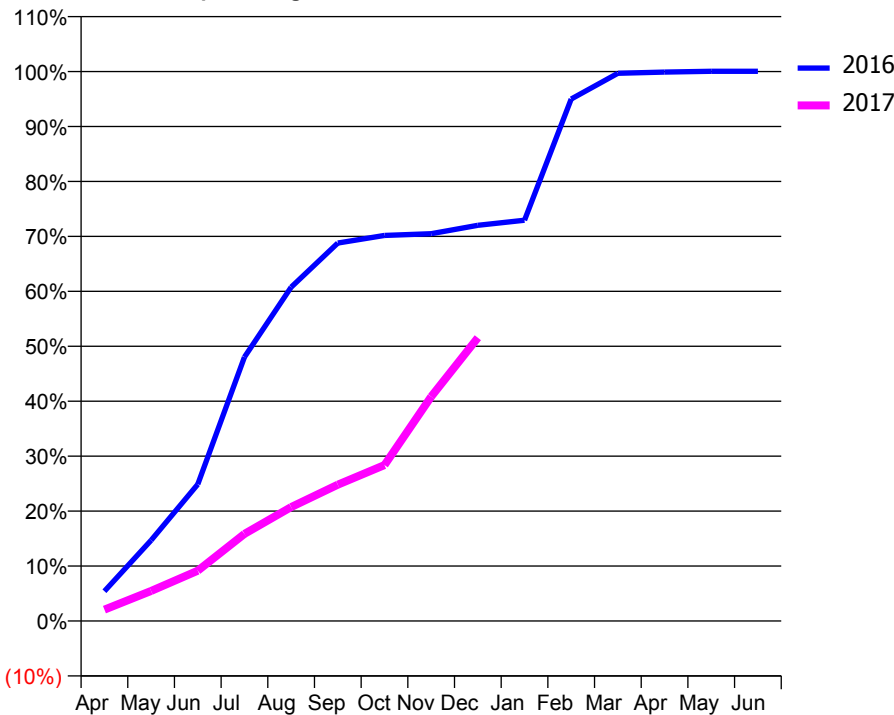
ACCESS*

Patients seen in 24 months	Total	Change since previous quarter
Quarter ending December 2015	1,229	
Quarter ending March 2016	1,177	↓
Quarter ending June 2016	1,111	↓
Quarter ending September 2016	868	↓
Quarter ending December 2016	1,290	↑
Variance since December 2015	5.0%	↑



ACTIVITY

Cumulative percentage of contracted UDA delivered 2016 & 2017



Month	Adjusted Scheduled Activity (UDA)	
	2016	2017
April	234	89
May	635	236
June	1,075	395
July	2,075	685
August	2,624	896
September	2,971	1,072
October	3,032	1,226
November	3,045	1,764
December	3,111	2,227
January	3,151	
February	4,104	
March	4,306	
April	4,316	
May	4,322	
June	4,322	

QUALITY

	Quantity	Base Number	Contract	AT	Region	England
% of FP17s for the same patient ID Re-attending within 3 months - Children	19	271	7.0%	11.3%	12.1%	12.4%
% of FP17s for the same patient ID Re-attending within 3 months - Adults	91	789	11.5%	15.1%	15.9%	16.6%
% of FP17s for the same patient ID Re-attending between 3 & 9 months - Children	33	271	12.2%	58.7%	58.6%	57.5%
% of FP17s for the same patient ID Re-attending between 3 & 9 months - Adults	78	789	9.9%	49.8%	51.5%	50.4%
% of FP17s for Band 1 Urgent Courses	50	1,050	4.8%	9.5%	8.0%	9.1%
% of FP17s Relating to Free Repair or Replacements	5	1,050	0.5%	0.9%	0.8%	0.8%
% of FP17s Relating to Continuations	25	1,050	2.4%	1.3%	1.2%	1.3%
% of Patients satisfied with the dentistry they have received	4	4	N/A	92.0%	92.8%	92.7%
% of Patients satisfied with the time they had to wait for an appointment	4	4	N/A	86.7%	89.2%	88.8%

* This is based on patients treated on this contract for their most recent course of treatment. Figures in italics indicate the base number of FP17s or Patient Questionnaire responses are less than 100. N/A is shown where the base number of responses is less than 10 during the period. % is calculated as Quantity/Base number*100

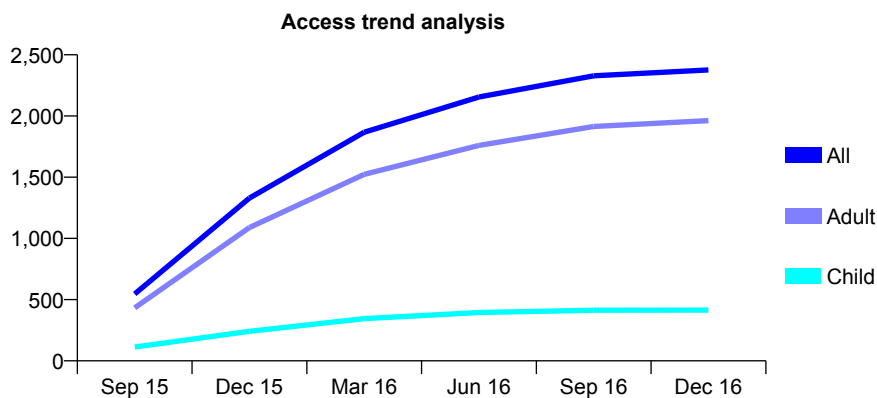
Q56 - Vital Signs At a Glance Contract Report for 282782/0001 - December 2016

Name or company name	DR J SALEH
Contract type name	GDS Contract
Purpose of contract	General
Contract start date	23/07/2015
Contract end date	

16/17 Contracted general activity (UDA)	9,575
Carry forward general activity (UDA)	-189
16/17 Contracted orthodontic activity (UOA)	0
Carry forward orthodontic activity (UOA)	0
Baseline contract value	£203,550.19

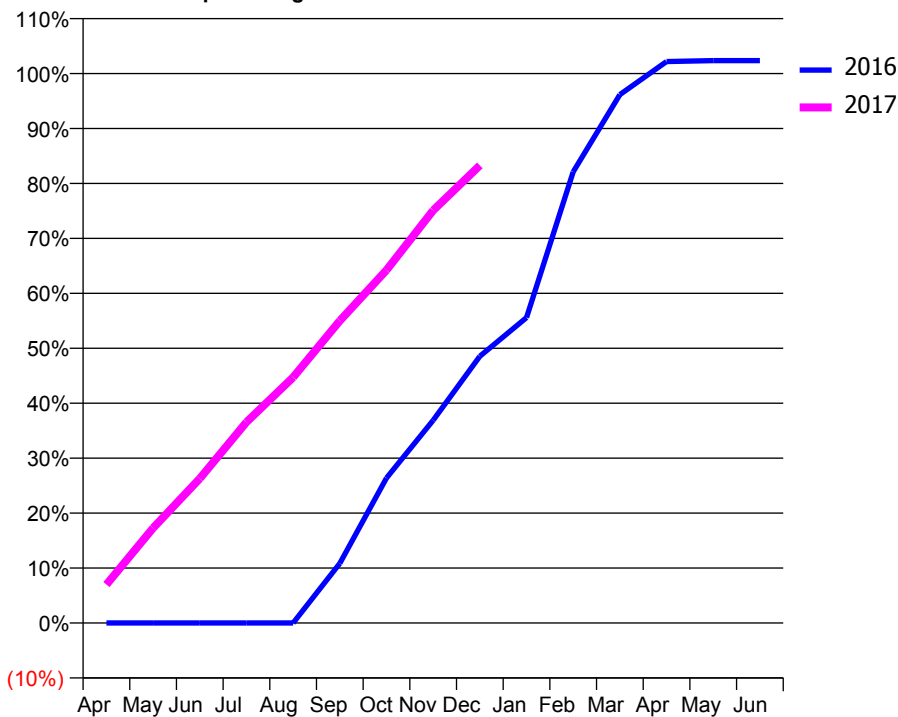
ACCESS*

Patients seen in 24 months	Total	Change since previous quarter
Quarter ending December 2015	1,330	
Quarter ending March 2016	1,868	↑
Quarter ending June 2016	2,155	↑
Quarter ending September 2016	2,328	↑
Quarter ending December 2016	2,376	↑
Variance since December 2015	78.6%	↑



ACTIVITY

Cumulative percentage of contracted UDA delivered 2016 & 2017



Month	Adjusted Scheduled Activity (UDA)	
	2016	2017
April	0	670
May	0	1,655
June	0	2,518
July	0	3,500
August	0	4,281
September	704	5,267
October	1,709	6,150
November	2,390	7,190
December	3,143	7,972
January	3,599	
February	5,317	
March	6,227	
April	6,616	
May	6,628	
June	6,628	

QUALITY

	Quantity	Base Number	Contract	AT	Region	England
% of FP17s for the same patient ID Re-attending within 3 months - Children	64	510	12.5%	11.3%	12.1%	12.4%
% of FP17s for the same patient ID Re-attending within 3 months - Adults	342	2,273	15.0%	15.1%	15.9%	16.6%
% of FP17s for the same patient ID Re-attending between 3 & 9 months - Children	282	510	55.3%	58.7%	58.6%	57.5%
% of FP17s for the same patient ID Re-attending between 3 & 9 months - Adults	1,275	2,273	56.1%	49.8%	51.5%	50.4%
% of FP17s for Band 1 Urgent Courses	102	2,654	3.8%	9.5%	8.0%	9.1%
% of FP17s Relating to Free Repair or Replacements	40	2,654	1.5%	0.9%	0.8%	0.8%
% of FP17s Relating to Continuations	8	2,654	0.3%	1.3%	1.2%	1.3%
% of Patients satisfied with the dentistry they have received	7	7	N/A	92.0%	92.8%	92.7%
% of Patients satisfied with the time they had to wait for an appointment	6	7	N/A	86.7%	89.2%	88.8%

* This is based on patients treated on this contract for their most recent course of treatment. Figures in italics indicate the base number of FP17s or Patient Questionnaire responses are less than 100. N/A is shown where the base number of responses is less than 10 during the period. % is calculated as Quantity/Base number*100

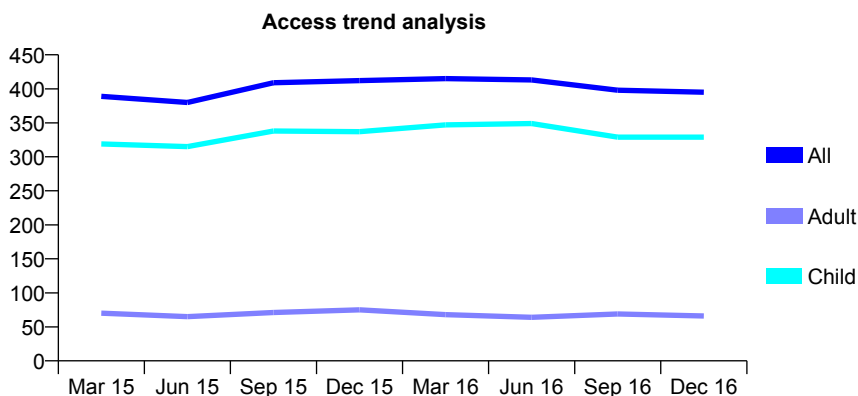
Q56 - Vital Signs At a Glance Contract Report for 299022/0001 - December 2016

Name or company name	MR G KARATZOPOULOS
Contract type name	GDS Contract
Purpose of contract	General and Orthodontic
Contract start date	01/08/2012
Contract end date	

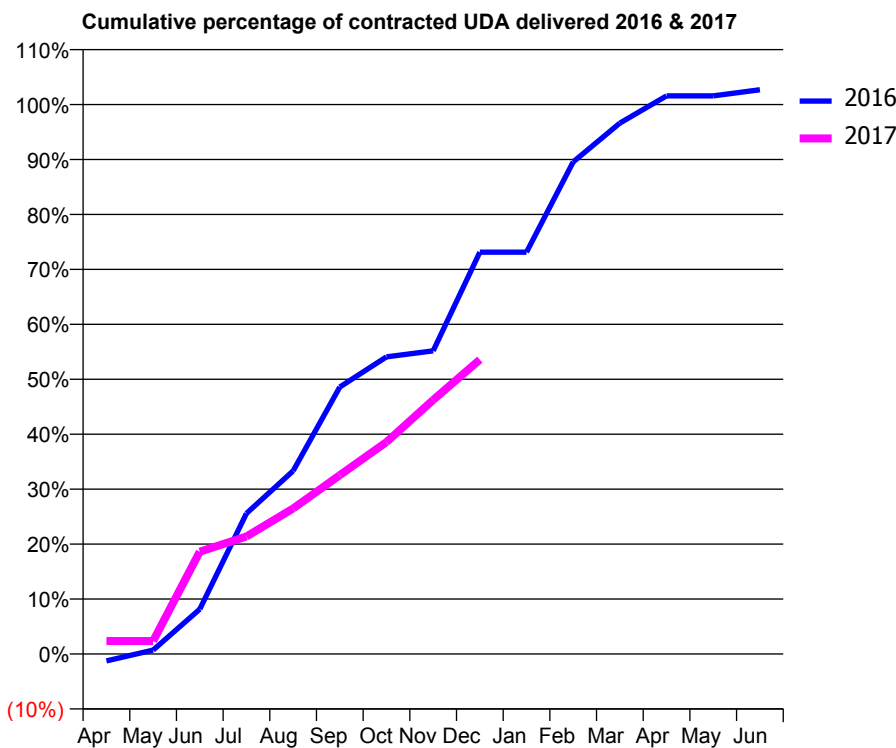
16/17 Contracted general activity (UDA)	551
Carry forward general activity (UDA)	-11
16/17 Contracted orthodontic activity (UOA)	900
Carry forward orthodontic activity (UOA)	27
Baseline contract value	£70,764.34

ACCESS*

Patients seen in 24 months	Total	Change since previous quarter
Quarter ending December 2015	412	
Quarter ending March 2016	415	→
Quarter ending June 2016	413	→
Quarter ending September 2016	398	↓
Quarter ending December 2016	395	→
Variance since December 2015	(4.1%)	↓



ACTIVITY



Month	Adjusted Scheduled Activity (UDA)	
	2016	2017
April	-7	13
May	4	13
June	45	103
July	141	118
August	184	146
September	268	179
October	298	213
November	304	255
December	403	295
January	403	
February	493	
March	532	
April	560	
May	560	
June	566	

QUALITY

	Quantity	Base Number	Contract	AT	Region	England
% of FP17s for the same patient ID Re-attending within 3 months - Children	31	337	9.2%	11.3%	12.1%	12.4%
% of FP17s for the same patient ID Re-attending within 3 months - Adults	1	12	8.3%	15.1%	15.9%	16.6%
% of FP17s for the same patient ID Re-attending between 3 & 9 months - Children	166	337	49.3%	58.7%	58.6%	57.5%
% of FP17s for the same patient ID Re-attending between 3 & 9 months - Adults	7	12	58.3%	49.8%	51.5%	50.4%
% of FP17s for Band 1 Urgent Courses	7	235	3.0%	9.5%	8.0%	9.1%
% of FP17s Relating to Free Repair or Replacements	0	235	0.0%	0.9%	0.8%	0.8%
% of FP17s Relating to Continuations	0	235	0.0%	1.3%	1.2%	1.3%
% of Patients satisfied with the dentistry they have received	0	0	N/A	92.0%	92.8%	92.7%
% of Patients satisfied with the time they had to wait for an appointment	0	0	N/A	86.7%	89.2%	88.8%

* This is based on patients treated on this contract for their most recent course of treatment. Figures in italics indicate the base number of FP17s or Patient Questionnaire responses are less than 100. N/A is shown where the base number of responses is less than 10 during the period. % is calculated as Quantity/Base number*100

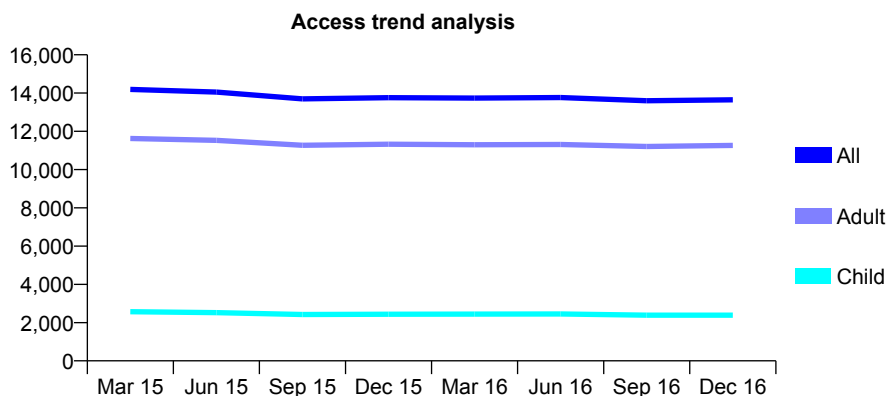
Q56 - Vital Signs At a Glance Contract Report for 329185/0001 - December 2016

Name or company name	MR HS SKOYLES
Contract type name	GDS Contract
Purpose of contract	General and Orthodontic
Contract start date	01/04/2006
Contract end date	

16/17 Contracted general activity (UDA)	42,279
Carry forward general activity (UDA)	0
16/17 Contracted orthodontic activity (UOA)	1,200
Carry forward orthodontic activity (UOA)	-13
Baseline contract value	£1,141,394.04

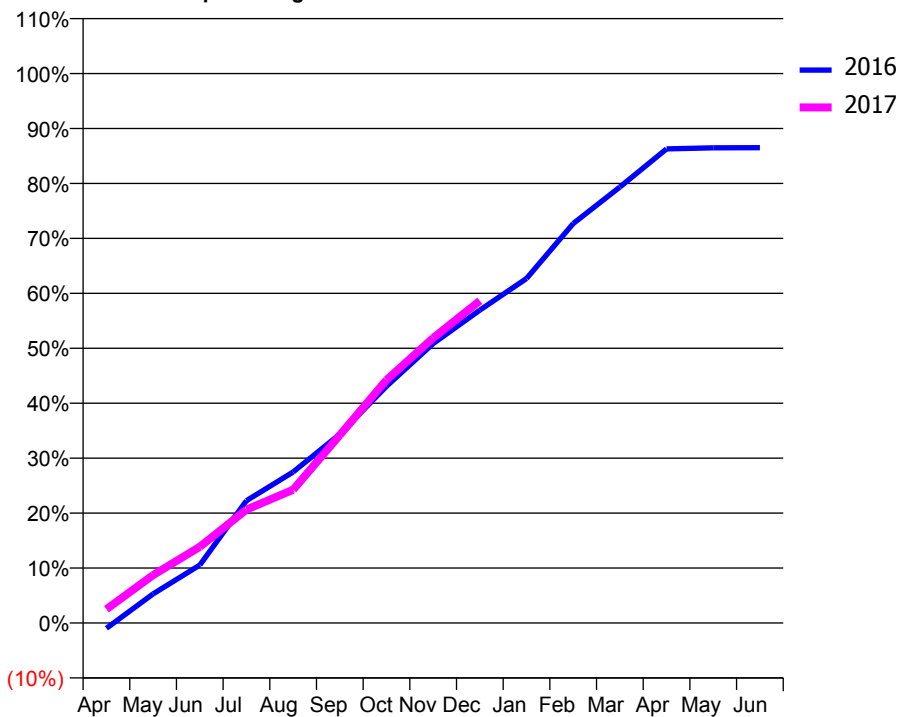
ACCESS*

Patients seen in 24 months	Total	Change since previous quarter
Quarter ending December 2015	13,762	
Quarter ending March 2016	13,739	→
Quarter ending June 2016	13,766	→
Quarter ending September 2016	13,595	↓
Quarter ending December 2016	13,647	→
Variance since December 2015	(0.8%)	→



ACTIVITY

Cumulative percentage of contracted UDA delivered 2016 & 2017



Month	Adjusted Scheduled Activity (UDA)	
	2016	2017
April	-414	1,060
May	2,237	3,684
June	4,462	5,865
July	9,409	8,729
August	11,618	10,251
September	14,538	14,458
October	18,216	18,699
November	21,501	21,935
December	24,076	24,793
January	26,509	
February	30,729	
March	33,549	
April	36,478	
May	36,556	
June	36,569	

QUALITY

	Quantity	Base Number	Contract	AT	Region	England
% of FP17s for the same patient ID Re-attending within 3 months - Children	308	2,951	10.4%	11.3%	12.1%	12.4%
% of FP17s for the same patient ID Re-attending within 3 months - Adults	1,964	12,947	15.2%	15.1%	15.9%	16.6%
% of FP17s for the same patient ID Re-attending between 3 & 9 months - Children	1,774	2,951	60.1%	58.7%	58.6%	57.5%
% of FP17s for the same patient ID Re-attending between 3 & 9 months - Adults	7,312	12,947	56.5%	49.8%	51.5%	50.4%
% of FP17s for Band 1 Urgent Courses	1,007	13,565	7.4%	9.5%	8.0%	9.1%
% of FP17s Relating to Free Repair or Replacements	163	13,565	1.2%	0.9%	0.8%	0.8%
% of FP17s Relating to Continuations	195	13,565	1.4%	1.3%	1.2%	1.3%
% of Patients satisfied with the dentistry they have received	37	40	92.5%	92.0%	92.8%	92.7%
% of Patients satisfied with the time they had to wait for an appointment	39	40	97.5%	86.7%	89.2%	88.8%

* This is based on patients treated on this contract for their most recent course of treatment. Figures in italics indicate the base number of FP17s or Patient Questionnaire responses are less than 100. N/A is shown where the base number of responses is less than 10 during the period. % is calculated as Quantity/Base number*100

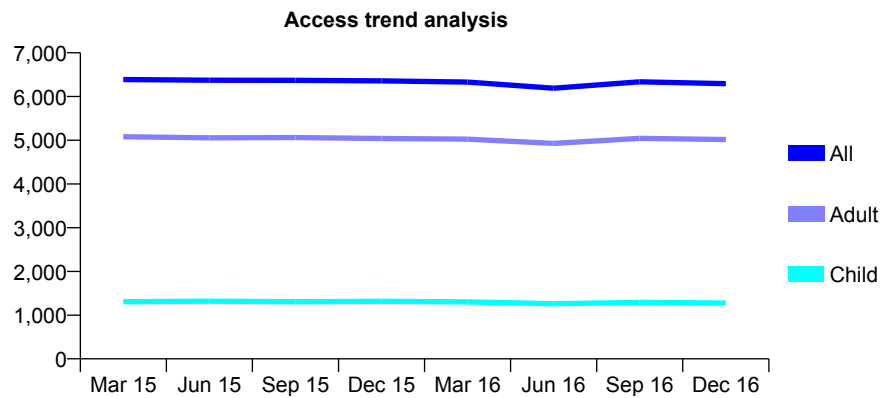
Q56 - Vital Signs At a Glance Contract Report for 329541/0002 - December 2016

Name or company name	MR GN BAXTER
Contract type name	PDS Contract
Purpose of contract	General
Contract start date	16/12/2007
Contract end date	15/12/2017

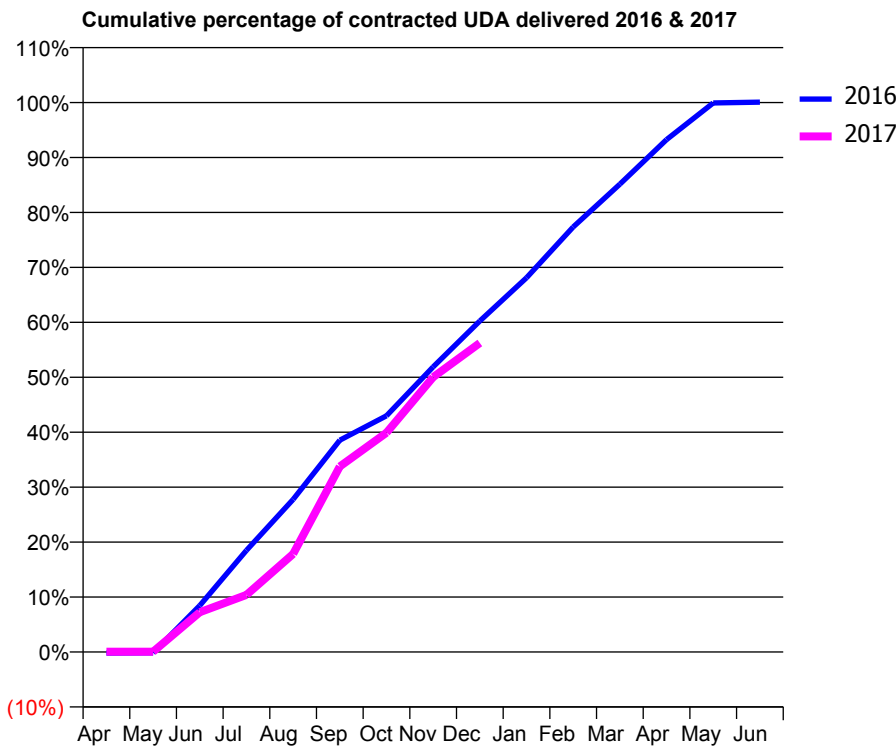
16/17 Contracted general activity (UDA)	19,505
Carry forward general activity (UDA)	-10
16/17 Contracted orthodontic activity (UOA)	0
Carry forward orthodontic activity (UOA)	0
Baseline contract value	£482,033.74

ACCESS*

Patients seen in 24 months	Total	Change since previous quarter
Quarter ending December 2015	6,357	
Quarter ending March 2016	6,329	→
Quarter ending June 2016	6,189	↓
Quarter ending September 2016	6,336	↑
Quarter ending December 2016	6,293	→
Variance since December 2015	(1.0%)	↓



ACTIVITY



Month	Adjusted Scheduled Activity (UDA)	
	2016	2017
April	-38	10
May	-32	10
June	1,648	1,411
July	3,608	2,028
August	5,416	3,480
September	7,520	6,584
October	8,384	7,783
November	10,120	9,759
December	11,749	10,970
January	13,283	
February	15,087	
March	16,607	
April	18,189	
May	19,489	
June	19,515	

QUALITY

	Quantity	Base Number	Contract	AT	Region	England
% of FP17s for the same patient ID Re-attending within 3 months - Children	68	1,181	5.8%	11.3%	12.1%	12.4%
% of FP17s for the same patient ID Re-attending within 3 months - Adults	800	4,568	17.5%	15.1%	15.9%	16.6%
% of FP17s for the same patient ID Re-attending between 3 & 9 months - Children	561	1,181	47.5%	58.7%	58.6%	57.5%
% of FP17s for the same patient ID Re-attending between 3 & 9 months - Adults	2,004	4,568	43.9%	49.8%	51.5%	50.4%
% of FP17s for Band 1 Urgent Courses	961	4,463	21.5%	9.5%	8.0%	9.1%
% of FP17s Relating to Free Repair or Replacements	50	4,463	1.1%	0.9%	0.8%	0.8%
% of FP17s Relating to Continuations	0	4,463	0.0%	1.3%	1.2%	1.3%
% of Patients satisfied with the dentistry they have received	9	10	90.0%	92.0%	92.8%	92.7%
% of Patients satisfied with the time they had to wait for an appointment	8	10	80.0%	86.7%	89.2%	88.8%

* This is based on patients treated on this contract for their most recent course of treatment. Figures in italics indicate the base number of FP17s or Patient Questionnaire responses are less than 100. N/A is shown where the base number of responses is less than 10 during the period. % is calculated as Quantity/Base number*100

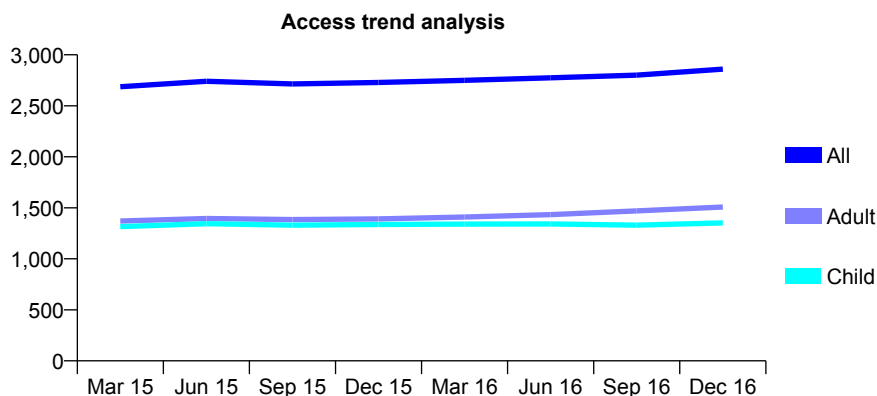
Q56 - Vital Signs At a Glance Contract Report for 329630/0003 - December 2016

Name or company name	MR PJ BROWN
Contract type name	GDS Contract
Purpose of contract	General
Contract start date	01/01/2013
Contract end date	

16/17 Contracted general activity (UDA)	7,768
Carry forward general activity (UDA)	0
16/17 Contracted orthodontic activity (UOA)	0
Carry forward orthodontic activity (UOA)	0
Baseline contract value	£188,528.60

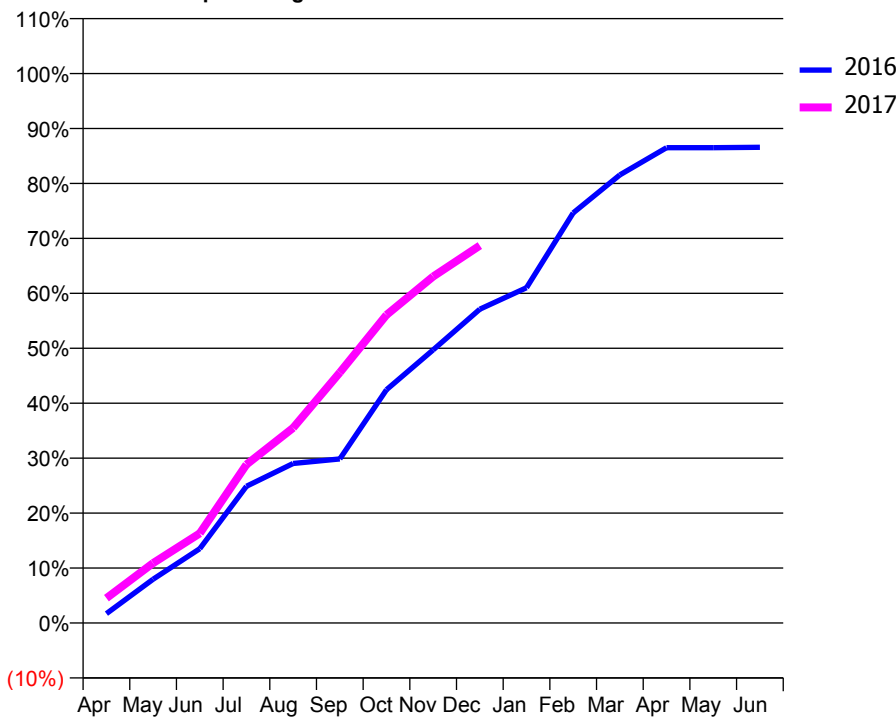
ACCESS*

Patients seen in 24 months	Total	Change since previous quarter
Quarter ending December 2015	2,729	
Quarter ending March 2016	2,750	→
Quarter ending June 2016	2,775	→
Quarter ending September 2016	2,800	→
Quarter ending December 2016	2,860	↑
Variance since December 2015	4.8%	↑



ACTIVITY

Cumulative percentage of contracted UDA delivered 2016 & 2017



Month	Adjusted Scheduled Activity (UDA)	
	2016	2017
April	133	351
May	620	848
June	1,051	1,267
July	1,933	2,240
August	2,255	2,759
September	2,320	3,541
October	3,298	4,355
November	3,861	4,899
December	4,436	5,335
January	4,740	
February	5,798	
March	6,334	
April	6,719	
May	6,720	
June	6,724	

QUALITY

	Quantity	Base Number	Contract	AT	Region	England
% of FP17s for the same patient ID Re-attending within 3 months - Children	209	1,618	12.9%	11.3%	12.1%	12.4%
% of FP17s for the same patient ID Re-attending within 3 months - Adults	395	1,643	24.0%	15.1%	15.9%	16.6%
% of FP17s for the same patient ID Re-attending between 3 & 9 months - Children	901	1,618	55.7%	58.7%	58.6%	57.5%
% of FP17s for the same patient ID Re-attending between 3 & 9 months - Adults	765	1,643	46.6%	49.8%	51.5%	50.4%
% of FP17s for Band 1 Urgent Courses	248	2,993	8.3%	9.5%	8.0%	9.1%
% of FP17s Relating to Free Repair or Replacements	45	2,993	1.5%	0.9%	0.8%	0.8%
% of FP17s Relating to Continuations	62	2,993	2.1%	1.3%	1.2%	1.3%
% of Patients satisfied with the dentistry they have received	3	3	N/A	92.0%	92.8%	92.7%
% of Patients satisfied with the time they had to wait for an appointment	3	3	N/A	86.7%	89.2%	88.8%

* This is based on patients treated on this contract for their most recent course of treatment. Figures in italics indicate the base number of FP17s or Patient Questionnaire responses are less than 100. N/A is shown where the base number of responses is less than 10 during the period. % is calculated as Quantity/Base number*100

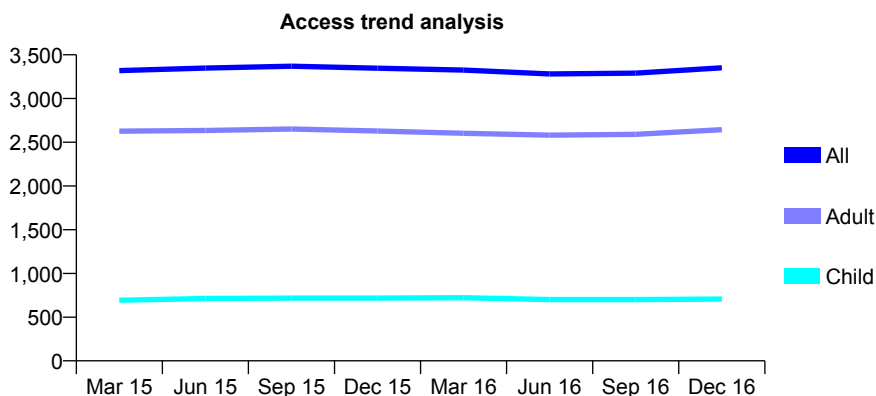
Q56 - Vital Signs At a Glance Contract Report for 337315/0001 - December 2016

Name or company name	MR DN ABDAAH
Contract type name	GDS Contract
Purpose of contract	General
Contract start date	01/04/2006
Contract end date	

16/17 Contracted general activity (UDA)	8,749
Carry forward general activity (UDA)	-175
16/17 Contracted orthodontic activity (UOA)	0
Carry forward orthodontic activity (UOA)	0
Baseline contract value	£248,749.12

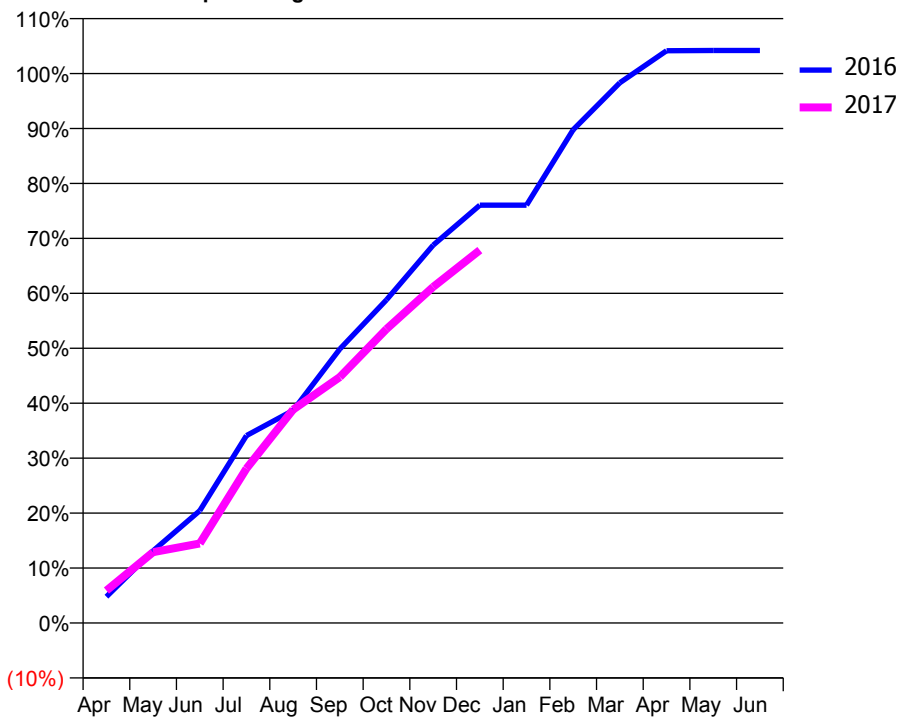
ACCESS*

Patients seen in 24 months	Total	Change since previous quarter
Quarter ending December 2015	3,346	
Quarter ending March 2016	3,325	→
Quarter ending June 2016	3,281	↓
Quarter ending September 2016	3,290	→
Quarter ending December 2016	3,351	→
Variance since December 2015	0.1%	→



ACTIVITY

Cumulative percentage of contracted UDA delivered 2016 & 2017



Month	Adjusted Scheduled Activity (UDA)	
	2016	2017
April	420	517
May	1,149	1,127
June	1,789	1,266
July	2,985	2,460
August	3,385	3,398
September	4,362	3,916
October	5,145	4,681
November	6,015	5,351
December	6,653	5,937
January	6,653	
February	7,855	
March	8,602	
April	9,112	
May	9,115	
June	9,115	

QUALITY

	Quantity	Base Number	Contract	AT	Region	England
% of FP17s for the same patient ID Re-attending within 3 months - Children	42	812	5.2%	11.3%	12.1%	12.4%
% of FP17s for the same patient ID Re-attending within 3 months - Adults	334	2,946	11.3%	15.1%	15.9%	16.6%
% of FP17s for the same patient ID Re-attending between 3 & 9 months - Children	517	812	63.7%	58.7%	58.6%	57.5%
% of FP17s for the same patient ID Re-attending between 3 & 9 months - Adults	1,887	2,946	64.1%	49.8%	51.5%	50.4%
% of FP17s for Band 1 Urgent Courses	63	3,486	1.8%	9.5%	8.0%	9.1%
% of FP17s Relating to Free Repair or Replacements	45	3,486	1.3%	0.9%	0.8%	0.8%
% of FP17s Relating to Continuations	13	3,486	0.4%	1.3%	1.2%	1.3%
% of Patients satisfied with the dentistry they have received	5	5	N/A	92.0%	92.8%	92.7%
% of Patients satisfied with the time they had to wait for an appointment	5	5	N/A	86.7%	89.2%	88.8%

* This is based on patients treated on this contract for their most recent course of treatment. Figures in italics indicate the base number of FP17s or Patient Questionnaire responses are less than 100. N/A is shown where the base number of responses is less than 10 during the period. % is calculated as Quantity/Base number*100

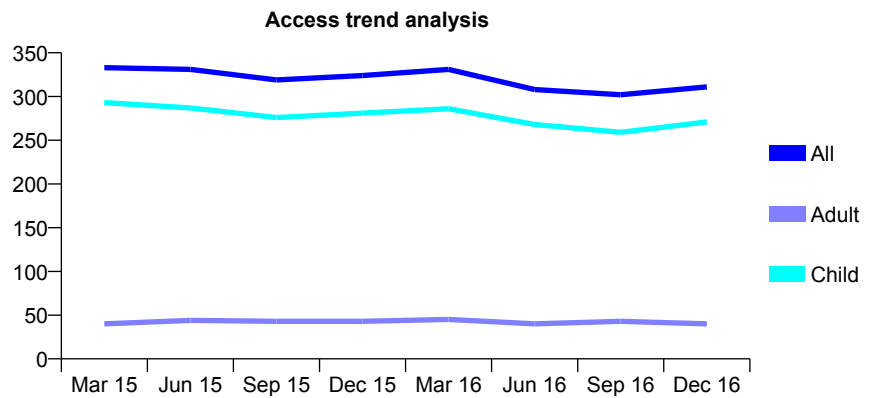
Q56 - Vital Signs At a Glance Contract Report for 344524/0001 - December 2016

Name or company name	MR RL PILCHER
Contract type name	GDS Contract
Purpose of contract	General
Contract start date	01/04/2006
Contract end date	

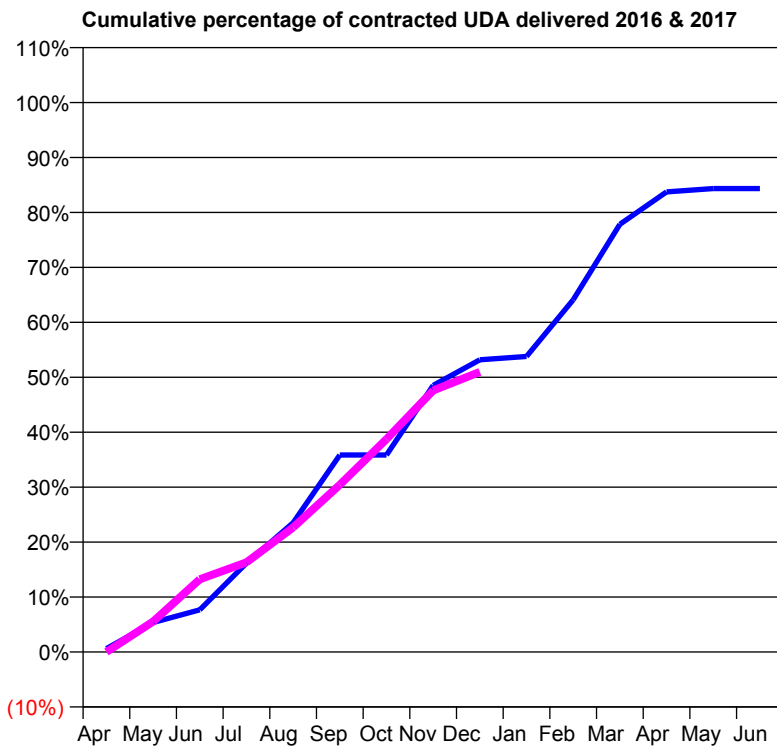
16/17 Contracted general activity (UDA)	650
Carry forward general activity (UDA)	0
16/17 Contracted orthodontic activity (UOA)	0
Carry forward orthodontic activity (UOA)	0
Baseline contract value	£13,817.92

ACCESS*

Patients seen in 24 months	Total	Change since previous quarter
Quarter ending December 2015	324	
Quarter ending March 2016	331	↑
Quarter ending June 2016	308	↓
Quarter ending September 2016	302	↓
Quarter ending December 2016	311	↑
Variance since December 2015	(4.0%)	↓



ACTIVITY



Month	Adjusted Scheduled Activity (UDA)	
	2016	2017
April	4	0
May	35	36
June	50	86
July	105	106
August	153	147
September	233	198
October	233	252
November	315	309
December	346	331
January	350	
February	417	
March	506	
April	544	
May	548	
June	548	

QUALITY

	Quantity	Base Number	Contract	AT	Region	England
% of FP17s for the same patient ID Re-attending within 3 months - Children	28	315	8.9%	11.3%	12.1%	12.4%
% of FP17s for the same patient ID Re-attending within 3 months - Adults	0	7	0.0%	15.1%	15.9%	16.6%
% of FP17s for the same patient ID Re-attending between 3 & 9 months - Children	219	315	69.5%	58.7%	58.6%	57.5%
% of FP17s for the same patient ID Re-attending between 3 & 9 months - Adults	5	7	71.4%	49.8%	51.5%	50.4%
% of FP17s for Band 1 Urgent Courses	7	294	2.4%	9.5%	8.0%	9.1%
% of FP17s Relating to Free Repair or Replacements	0	294	0.0%	0.9%	0.8%	0.8%
% of FP17s Relating to Continuations	0	294	0.0%	1.3%	1.2%	1.3%
% of Patients satisfied with the dentistry they have received	1	1	N/A	92.0%	92.8%	92.7%
% of Patients satisfied with the time they had to wait for an appointment	1	1	N/A	86.7%	89.2%	88.8%

* This is based on patients treated on this contract for their most recent course of treatment. Figures in italics indicate the base number of FP17s or Patient Questionnaire responses are less than 100. N/A is shown where the base number of responses is less than 10 during the period. % is calculated as Quantity/Base number*100

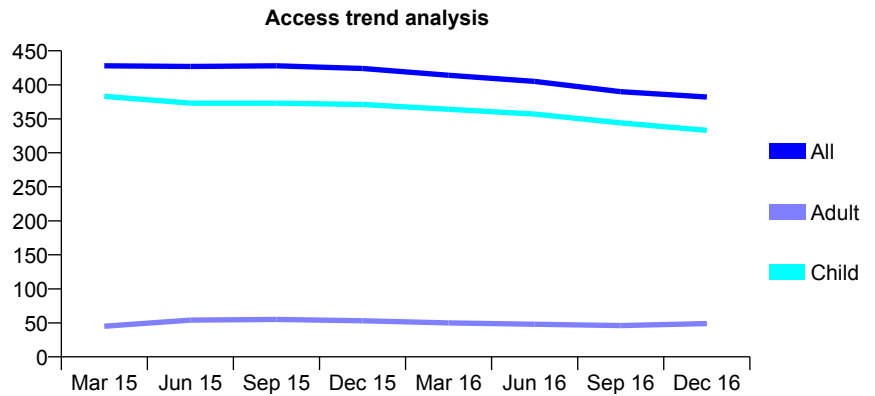
Q56 - Vital Signs At a Glance Contract Report for 344958/0001 - December 2016

Name or company name	MS X RUI
Contract type name	GDS Contract
Purpose of contract	General
Contract start date	01/04/2006
Contract end date	

16/17 Contracted general activity (UDA)	688
Carry forward general activity (UDA)	0
16/17 Contracted orthodontic activity (UOA)	0
Carry forward orthodontic activity (UOA)	0
Baseline contract value	£16,056.26

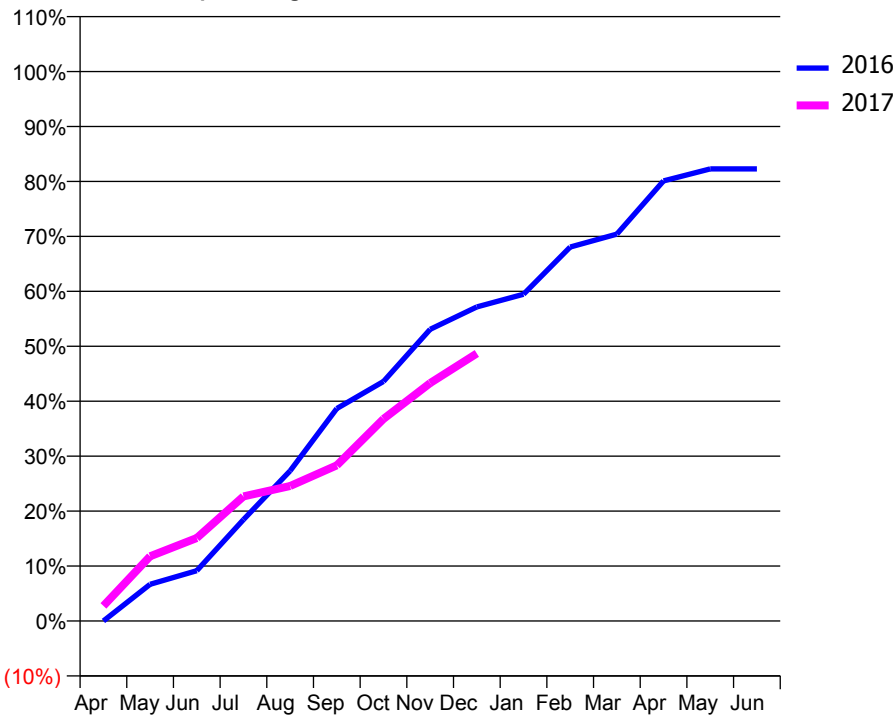
ACCESS*

Patients seen in 24 months	Total	Change since previous quarter
Quarter ending December 2015	424	
Quarter ending March 2016	414	↓
Quarter ending June 2016	405	↓
Quarter ending September 2016	390	↓
Quarter ending December 2016	382	↓
Variance since December 2015	(9.9%)	↓



ACTIVITY

Cumulative percentage of contracted UDA delivered 2016 & 2017



Month	Adjusted Scheduled Activity (UDA)	
	2016	2017
April	0	19
May	46	81
June	63	104
July	127	156
August	188	169
September	266	195
October	300	253
November	365	298
December	393	335
January	409	
February	468	
March	484	
April	551	
May	566	
June	566	

QUALITY

	Quantity	Base Number	Contract	AT	Region	England
% of FP17s for the same patient ID Re-attending within 3 months - Children	8	343	2.3%	11.3%	12.1%	12.4%
% of FP17s for the same patient ID Re-attending within 3 months - Adults	0	13	0.0%	15.1%	15.9%	16.6%
% of FP17s for the same patient ID Re-attending between 3 & 9 months - Children	236	343	68.8%	58.7%	58.6%	57.5%
% of FP17s for the same patient ID Re-attending between 3 & 9 months - Adults	8	13	61.5%	49.8%	51.5%	50.4%
% of FP17s for Band 1 Urgent Courses	0	277	0.0%	9.5%	8.0%	9.1%
% of FP17s Relating to Free Repair or Replacements	0	277	0.0%	0.9%	0.8%	0.8%
% of FP17s Relating to Continuations	0	277	0.0%	1.3%	1.2%	1.3%
% of Patients satisfied with the dentistry they have received	0	0	N/A	92.0%	92.8%	92.7%
% of Patients satisfied with the time they had to wait for an appointment	0	0	N/A	86.7%	89.2%	88.8%

* This is based on patients treated on this contract for their most recent course of treatment. Figures in italics indicate the base number of FP17s or Patient Questionnaire responses are less than 100. N/A is shown where the base number of responses is less than 10 during the period. % is calculated as Quantity/Base number*100

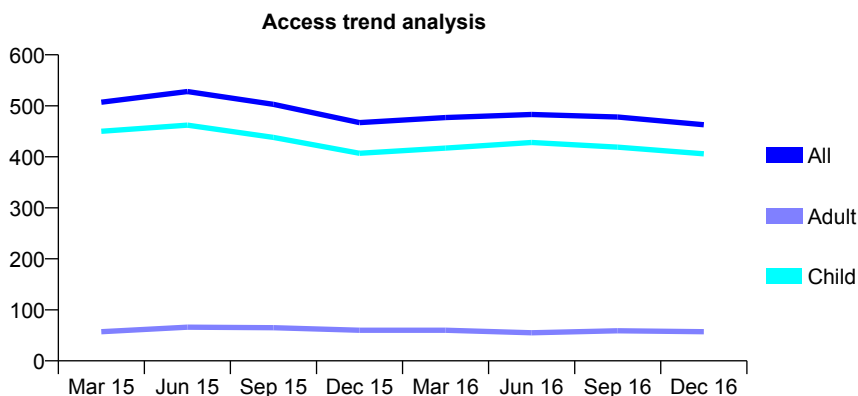
Q56 - Vital Signs At a Glance Contract Report for 565393/0001 - December 2016

Name or company name	MR S MILANOVIC
Contract type name	GDS Contract
Purpose of contract	General
Contract start date	01/04/2006
Contract end date	

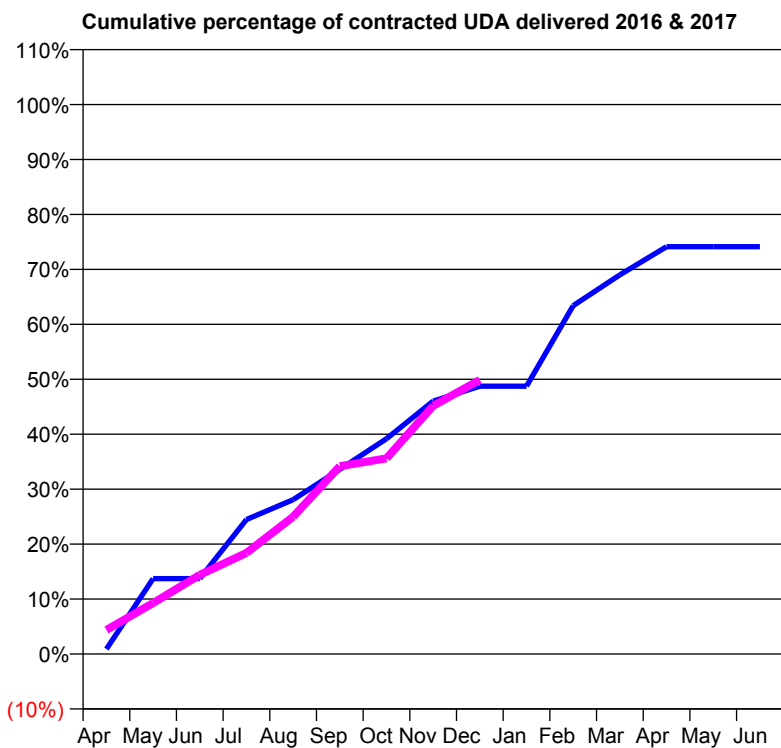
16/17 Contracted general activity (UDA)	1,110
Carry forward general activity (UDA)	0
16/17 Contracted orthodontic activity (UOA)	0
Carry forward orthodontic activity (UOA)	0
Baseline contract value	£22,598.68

ACCESS*

Patients seen in 24 months	Total	Change since previous quarter
Quarter ending December 2015	467	
Quarter ending March 2016	477	↑
Quarter ending June 2016	483	→
Quarter ending September 2016	478	↓
Quarter ending December 2016	463	↓
Variance since December 2015	(0.9%)	→



ACTIVITY



Month	Adjusted Scheduled Activity (UDA)	
	2016	2017
April	10	49
May	152	103
June	152	160
July	272	204
August	312	277
September	373	379
October	435	395
November	511	501
December	541	554
January	541	
February	704	
March	766	
April	823	
May	823	
June	823	

QUALITY

	Quantity	Base Number	Contract	AT	Region	England
% of FP17s for the same patient ID Re-attending within 3 months - Children	17	446	3.8%	11.3%	12.1%	12.4%
% of FP17s for the same patient ID Re-attending within 3 months - Adults	0	28	0.0%	15.1%	15.9%	16.6%
% of FP17s for the same patient ID Re-attending between 3 & 9 months - Children	279	446	62.6%	58.7%	58.6%	57.5%
% of FP17s for the same patient ID Re-attending between 3 & 9 months - Adults	16	28	57.1%	49.8%	51.5%	50.4%
% of FP17s for Band 1 Urgent Courses	8	421	1.9%	9.5%	8.0%	9.1%
% of FP17s Relating to Free Repair or Replacements	0	421	0.0%	0.9%	0.8%	0.8%
% of FP17s Relating to Continuations	0	421	0.0%	1.3%	1.2%	1.3%
% of Patients satisfied with the dentistry they have received	1	1	N/A	92.0%	92.8%	92.7%
% of Patients satisfied with the time they had to wait for an appointment	1	1	N/A	86.7%	89.2%	88.8%

* This is based on patients treated on this contract for their most recent course of treatment. Figures in italics indicate the base number of FP17s or Patient Questionnaire responses are less than 100. N/A is shown where the base number of responses is less than 10 during the period. % is calculated as Quantity/Base number*100

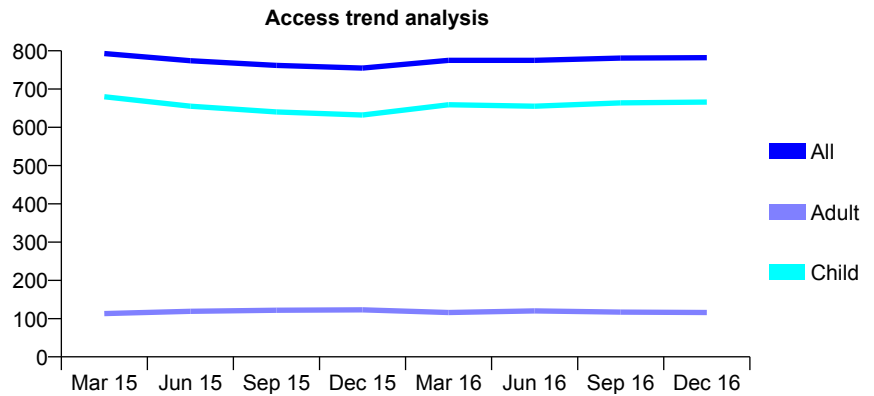
Q56 - Vital Signs At a Glance Contract Report for 567493/0001 - December 2016

Name or company name	MR WJ POULTER
Contract type name	GDS Contract
Purpose of contract	General
Contract start date	01/04/2006
Contract end date	

16/17 Contracted general activity (UDA)	2,077
Carry forward general activity (UDA)	0
16/17 Contracted orthodontic activity (UOA)	0
Carry forward orthodontic activity (UOA)	0
Baseline contract value	£40,917.27

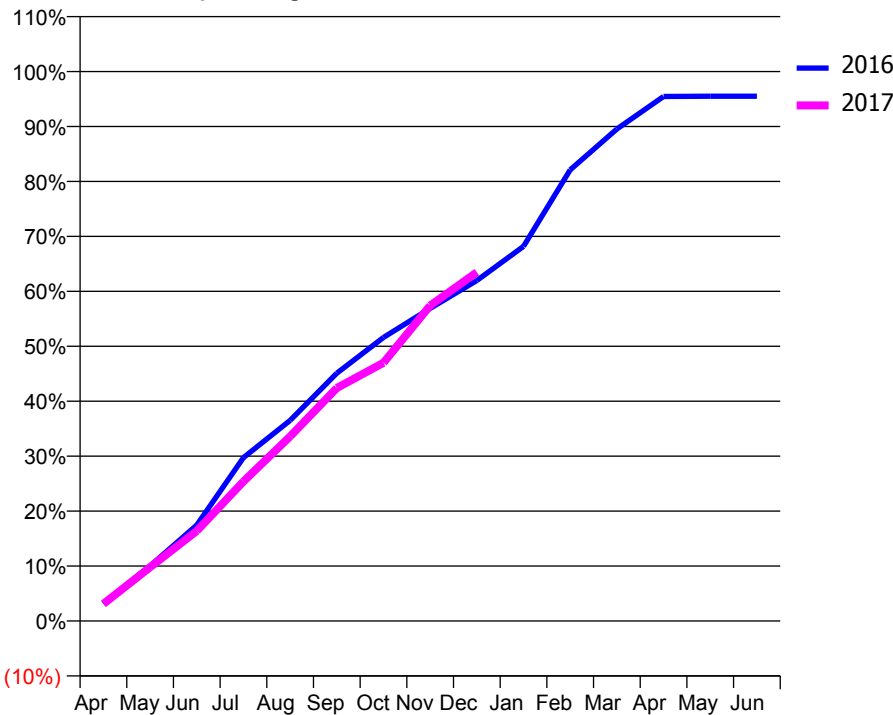
ACCESS*

Patients seen in 24 months	Total	Change since previous quarter
Quarter ending December 2015	755	
Quarter ending March 2016	775	↑
Quarter ending June 2016	775	→
Quarter ending September 2016	781	→
Quarter ending December 2016	782	→
Variance since December 2015	3.6%	↑



ACTIVITY

Cumulative percentage of contracted UDA delivered 2016 & 2017



Month	Adjusted Scheduled Activity (UDA)	
	2016	2017
April	65	65
May	208	203
June	362	341
July	618	528
August	758	698
September	937	881
October	1,072	976
November	1,182	1,192
December	1,287	1,318
January	1,416	
February	1,705	
March	1,860	
April	1,983	
May	1,984	
June	1,984	

QUALITY

	Quantity	Base Number	Contract	AT	Region	England
% of FP17s for the same patient ID Re-attending within 3 months - Children	122	973	12.5%	11.3%	12.1%	12.4%
% of FP17s for the same patient ID Re-attending within 3 months - Adults	9	55	16.4%	15.1%	15.9%	16.6%
% of FP17s for the same patient ID Re-attending between 3 & 9 months - Children	666	973	68.4%	58.7%	58.6%	57.5%
% of FP17s for the same patient ID Re-attending between 3 & 9 months - Adults	39	55	70.9%	49.8%	51.5%	50.4%
% of FP17s for Band 1 Urgent Courses	7	954	0.7%	9.5%	8.0%	9.1%
% of FP17s Relating to Free Repair or Replacements	0	954	0.0%	0.9%	0.8%	0.8%
% of FP17s Relating to Continuations	0	954	0.0%	1.3%	1.2%	1.3%
% of Patients satisfied with the dentistry they have received	13	13	100.0%	92.0%	92.8%	92.7%
% of Patients satisfied with the time they had to wait for an appointment	13	13	100.0%	86.7%	89.2%	88.8%

* This is based on patients treated on this contract for their most recent course of treatment. Figures in italics indicate the base number of FP17s or Patient Questionnaire responses are less than 100. N/A is shown where the base number of responses is less than 10 during the period. % is calculated as Quantity/Base number*100

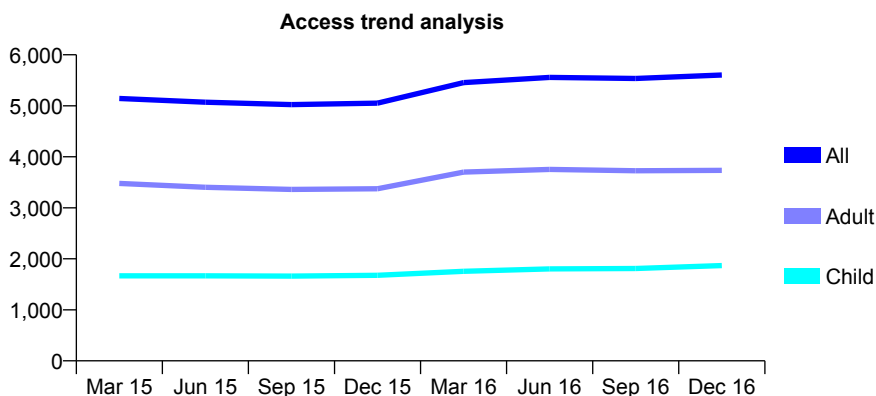
Q56 - Vital Signs At a Glance Contract Report for 568376/0001 - December 2016

Name or company name	MR N LAWRENCE
Contract type name	GDS Contract
Purpose of contract	General
Contract start date	01/04/2006
Contract end date	

16/17 Contracted general activity (UDA)	16,273
Carry forward general activity (UDA)	308
16/17 Contracted orthodontic activity (UOA)	0
Carry forward orthodontic activity (UOA)	0
Baseline contract value	£375,119.56

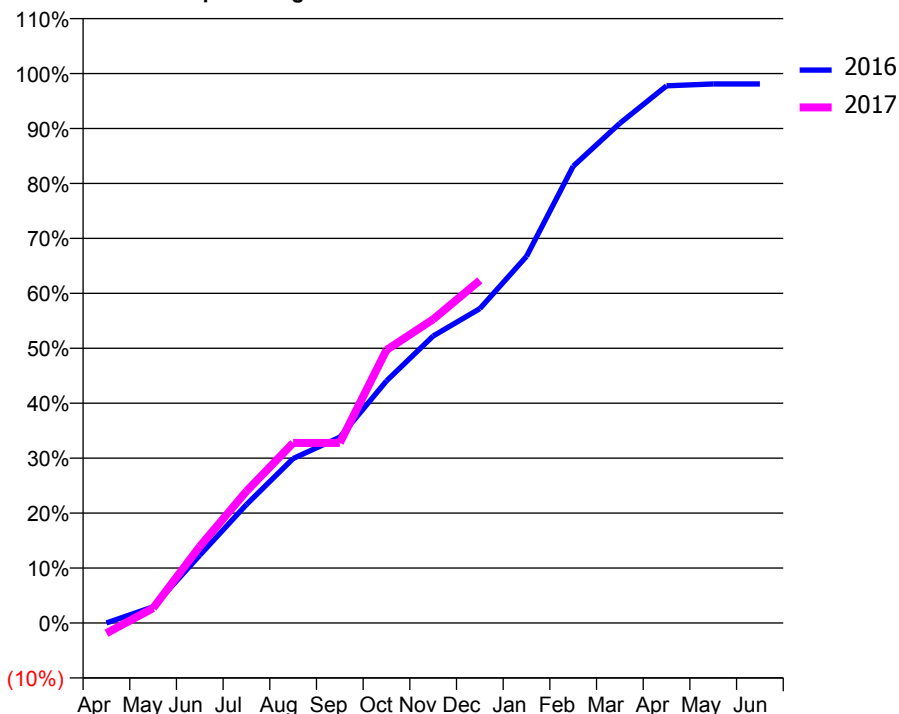
ACCESS*

Patients seen in 24 months	Total	Change since previous quarter
Quarter ending December 2015	5,051	
Quarter ending March 2016	5,455	↑
Quarter ending June 2016	5,556	→
Quarter ending September 2016	5,537	→
Quarter ending December 2016	5,604	→
Variance since December 2015	10.9%	↑



ACTIVITY

Cumulative percentage of contracted UDA delivered 2016 & 2017



Month	Adjusted Scheduled Activity (UDA)	
	2016	2017
April	0	-308
May	480	438
June	2,007	2,268
July	3,511	3,905
August	4,873	5,331
September	5,502	5,331
October	7,169	8,085
November	8,502	8,992
December	9,309	10,149
January	10,860	
February	13,529	
March	14,799	
April	15,907	
May	15,965	
June	15,965	

QUALITY

	Quantity	Base Number	Contract	AT	Region	England
% of FP17s for the same patient ID Re-attending within 3 months - Children	222	2,224	10.0%	11.3%	12.1%	12.4%
% of FP17s for the same patient ID Re-attending within 3 months - Adults	612	4,198	14.6%	15.1%	15.9%	16.6%
% of FP17s for the same patient ID Re-attending between 3 & 9 months - Children	1,427	2,224	64.2%	58.7%	58.6%	57.5%
% of FP17s for the same patient ID Re-attending between 3 & 9 months - Adults	2,641	4,198	62.9%	49.8%	51.5%	50.4%
% of FP17s for Band 1 Urgent Courses	198	5,804	3.4%	9.5%	8.0%	9.1%
% of FP17s Relating to Free Repair or Replacements	31	5,804	0.5%	0.9%	0.8%	0.8%
% of FP17s Relating to Continuations	64	5,804	1.1%	1.3%	1.2%	1.3%
% of Patients satisfied with the dentistry they have received	9	9	N/A	92.0%	92.8%	92.7%
% of Patients satisfied with the time they had to wait for an appointment	9	9	N/A	86.7%	89.2%	88.8%

* This is based on patients treated on this contract for their most recent course of treatment. Figures in italics indicate the base number of FP17s or Patient Questionnaire responses are less than 100. N/A is shown where the base number of responses is less than 10 during the period. % is calculated as Quantity/Base number*100

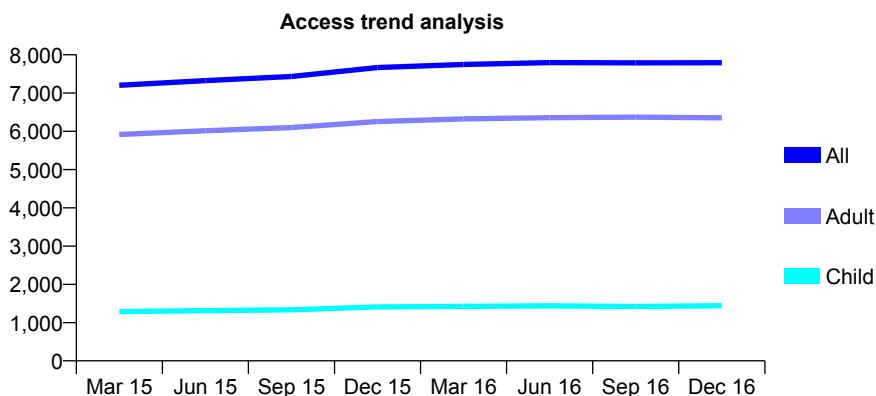
Q56 - Vital Signs At a Glance Contract Report for 569127/0001 - December 2016

Name or company name	MR JC PENNINGTON
Contract type name	PDS Contract
Purpose of contract	General
Contract start date	01/04/2006
Contract end date	31/03/2018

16/17 Contracted general activity (UDA)	22,405
Carry forward general activity (UDA)	-157
16/17 Contracted orthodontic activity (UOA)	0
Carry forward orthodontic activity (UOA)	0
Baseline contract value	£624,684.11

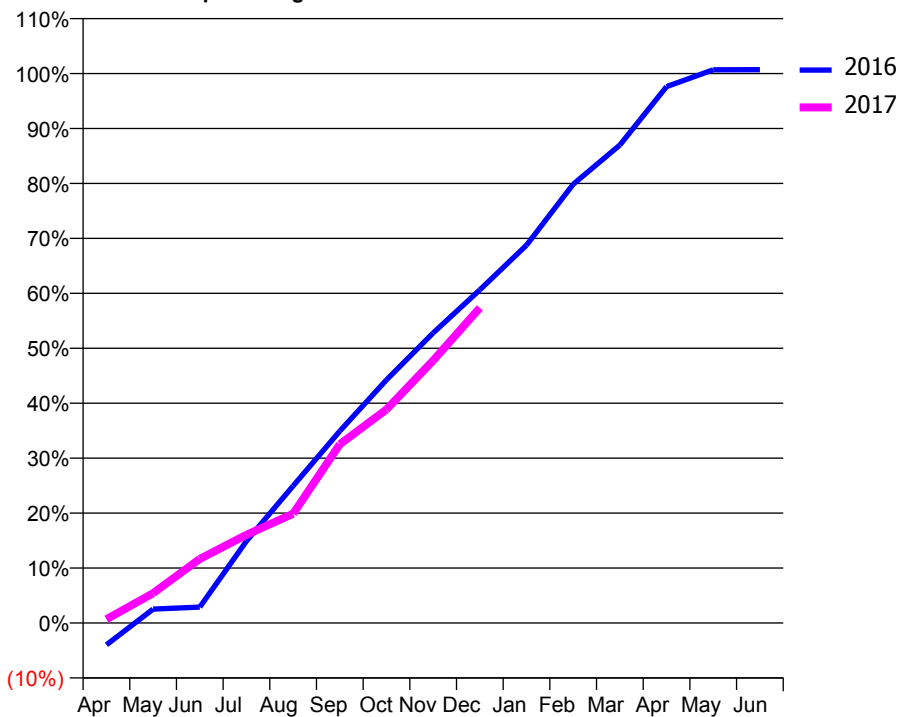
ACCESS*

Patients seen in 24 months	Total	Change since previous quarter
Quarter ending December 2015	7,666	
Quarter ending March 2016	7,747	→
Quarter ending June 2016	7,796	→
Quarter ending September 2016	7,790	→
Quarter ending December 2016	7,794	→
Variance since December 2015	1.7%	→



ACTIVITY

Cumulative percentage of contracted UDA delivered 2016 & 2017



Month	Adjusted Scheduled Activity (UDA)	
	2016	2017
April	-897	157
May	570	1,215
June	647	2,614
July	3,343	3,598
August	5,591	4,458
September	7,825	7,291
October	9,916	8,707
November	11,827	10,705
December	13,582	12,850
January	15,407	
February	17,892	
March	19,491	
April	21,872	
May	22,554	
June	22,562	

QUALITY

	Quantity	Base Number	Contract	AT	Region	England
% of FP17s for the same patient ID Re-attending within 3 months - Children	179	1,735	10.3%	11.3%	12.1%	12.4%
% of FP17s for the same patient ID Re-attending within 3 months - Adults	1,160	7,384	15.7%	15.1%	15.9%	16.6%
% of FP17s for the same patient ID Re-attending between 3 & 9 months - Children	1,101	1,735	63.5%	58.7%	58.6%	57.5%
% of FP17s for the same patient ID Re-attending between 3 & 9 months - Adults	4,628	7,384	62.7%	49.8%	51.5%	50.4%
% of FP17s for Band 1 Urgent Courses	326	7,391	4.4%	9.5%	8.0%	9.1%
% of FP17s Relating to Free Repair or Replacements	83	7,391	1.1%	0.9%	0.8%	0.8%
% of FP17s Relating to Continuations	118	7,391	1.6%	1.3%	1.2%	1.3%
% of Patients satisfied with the dentistry they have received	13	13	100.0%	92.0%	92.8%	92.7%
% of Patients satisfied with the time they had to wait for an appointment	12	13	92.3%	86.7%	89.2%	88.8%

* This is based on patients treated on this contract for their most recent course of treatment. Figures in italics indicate the base number of FP17s or Patient Questionnaire responses are less than 100. N/A is shown where the base number of responses is less than 10 during the period. % is calculated as Quantity/Base number*100

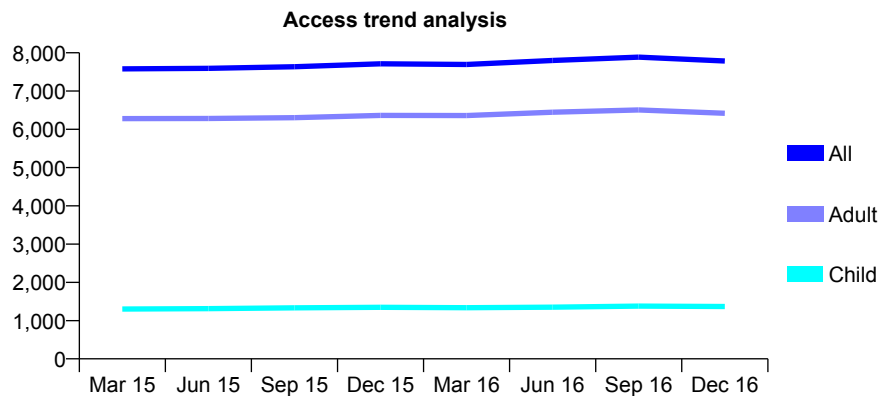
Q56 - Vital Signs At a Glance Contract Report for 571334/0001 - December 2016

Name or company name	MR NA BURNETT
Contract type name	GDS Contract
Purpose of contract	General
Contract start date	01/04/2006
Contract end date	

16/17 Contracted general activity (UDA)	22,584
Carry forward general activity (UDA)	270
16/17 Contracted orthodontic activity (UOA)	0
Carry forward orthodontic activity (UOA)	0
Baseline contract value	£582,520.39

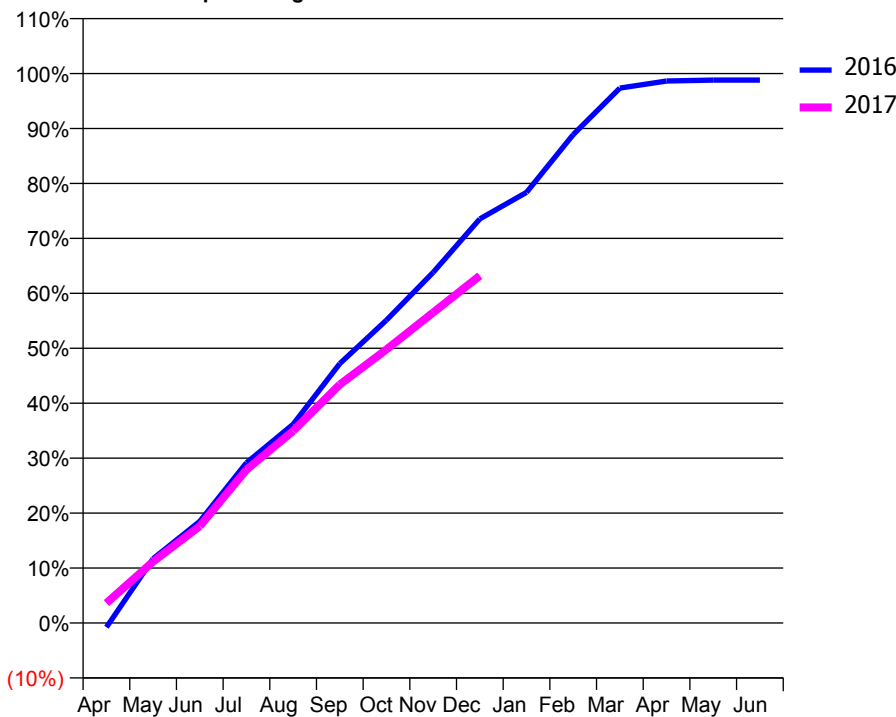
ACCESS*

Patients seen in 24 months	Total	Change since previous quarter
Quarter ending December 2015	7,711	
Quarter ending March 2016	7,696	→
Quarter ending June 2016	7,799	→
Quarter ending September 2016	7,886	→
Quarter ending December 2016	7,785	↓
Variance since December 2015	1.0%	→



ACTIVITY

Cumulative percentage of contracted UDA delivered 2016 & 2017



Month	Adjusted Scheduled Activity (UDA)	
	2016	2017
April	-178	817
May	2,644	2,522
June	4,178	3,982
July	6,587	6,301
August	8,169	7,892
September	10,661	9,804
October	12,448	11,240
November	14,412	12,764
December	16,608	14,274
January	17,698	
February	20,071	
March	21,984	
April	22,274	
May	22,312	
June	22,314	

QUALITY

	Quantity	Base Number	Contract	AT	Region	England
% of FP17s for the same patient ID Re-attending within 3 months - Children	73	1,469	5.0%	11.3%	12.1%	12.4%
% of FP17s for the same patient ID Re-attending within 3 months - Adults	713	6,585	10.8%	15.1%	15.9%	16.6%
% of FP17s for the same patient ID Re-attending between 3 & 9 months - Children	964	1,469	65.6%	58.7%	58.6%	57.5%
% of FP17s for the same patient ID Re-attending between 3 & 9 months - Adults	3,996	6,585	60.7%	49.8%	51.5%	50.4%
% of FP17s for Band 1 Urgent Courses	598	7,893	7.6%	9.5%	8.0%	9.1%
% of FP17s Relating to Free Repair or Replacements	50	7,893	0.6%	0.9%	0.8%	0.8%
% of FP17s Relating to Continuations	13	7,893	0.2%	1.3%	1.2%	1.3%
% of Patients satisfied with the dentistry they have received	12	13	92.3%	92.0%	92.8%	92.7%
% of Patients satisfied with the time they had to wait for an appointment	10	13	76.9%	86.7%	89.2%	88.8%

* This is based on patients treated on this contract for their most recent course of treatment. Figures in italics indicate the base number of FP17s or Patient Questionnaire responses are less than 100. N/A is shown where the base number of responses is less than 10 during the period. % is calculated as Quantity/Base number*100

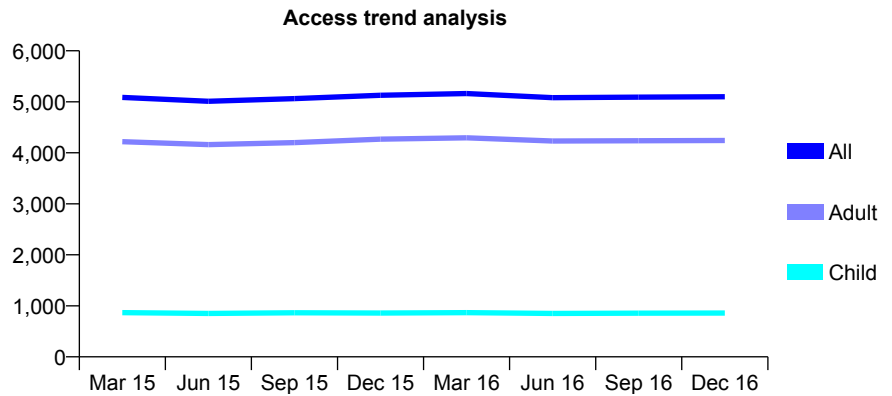
Q56 - Vital Signs At a Glance Contract Report for 576603/0001 - December 2016

Name or company name	MR AD CLIFFT
Contract type name	GDS Contract
Purpose of contract	General
Contract start date	01/04/2006
Contract end date	

16/17 Contracted general activity (UDA)	11,657
Carry forward general activity (UDA)	-14
16/17 Contracted orthodontic activity (UOA)	0
Carry forward orthodontic activity (UOA)	0
Baseline contract value	£281,183.82

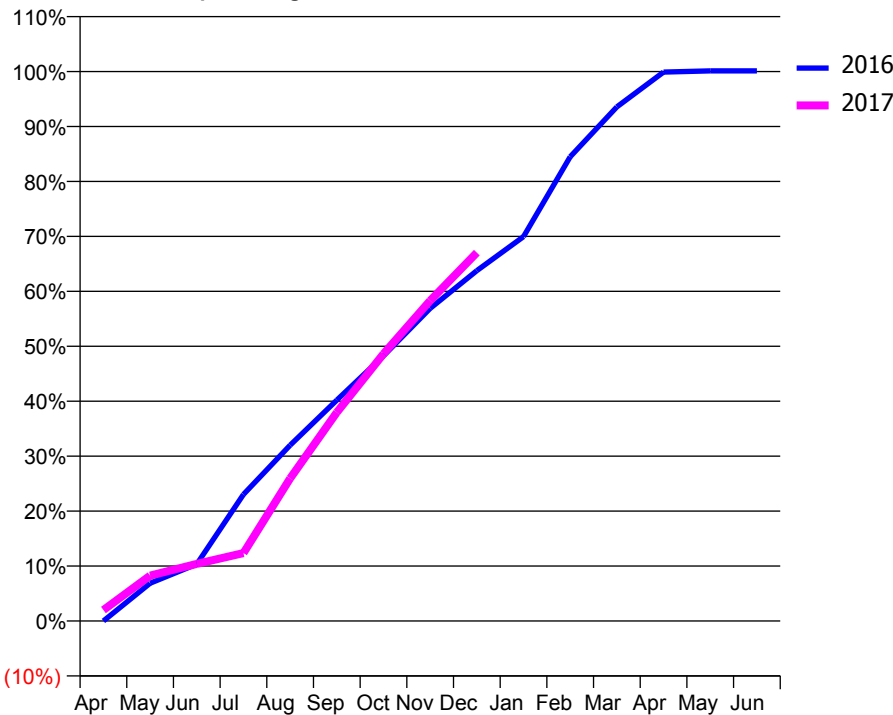
ACCESS*

Patients seen in 24 months	Total	Change since previous quarter
Quarter ending December 2015	5,127	
Quarter ending March 2016	5,161	→
Quarter ending June 2016	5,081	↓
Quarter ending September 2016	5,092	→
Quarter ending December 2016	5,100	→
Variance since December 2015	(0.5%)	→



ACTIVITY

Cumulative percentage of contracted UDA delivered 2016 & 2017



Month	Adjusted Scheduled Activity (UDA)	
	2016	2017
April	0	233
May	801	964
June	1,205	1,212
July	2,685	1,440
August	3,729	3,026
September	4,687	4,427
October	5,625	5,669
November	6,631	6,796
December	7,433	7,814
January	8,153	
February	9,849	
March	10,907	
April	11,645	
May	11,671	
June	11,671	

QUALITY

	Quantity	Base Number	Contract	AT	Region	England
% of FP17s for the same patient ID Re-attending within 3 months - Children	32	842	3.8%	11.3%	12.1%	12.4%
% of FP17s for the same patient ID Re-attending within 3 months - Adults	318	3,458	9.2%	15.1%	15.9%	16.6%
% of FP17s for the same patient ID Re-attending between 3 & 9 months - Children	451	842	53.6%	58.7%	58.6%	57.5%
% of FP17s for the same patient ID Re-attending between 3 & 9 months - Adults	696	3,458	20.1%	49.8%	51.5%	50.4%
% of FP17s for Band 1 Urgent Courses	267	3,957	6.7%	9.5%	8.0%	9.1%
% of FP17s Relating to Free Repair or Replacements	17	3,957	0.4%	0.9%	0.8%	0.8%
% of FP17s Relating to Continuations	29	3,957	0.7%	1.3%	1.2%	1.3%
% of Patients satisfied with the dentistry they have received	5	6	N/A	92.0%	92.8%	92.7%
% of Patients satisfied with the time they had to wait for an appointment	5	6	N/A	86.7%	89.2%	88.8%

* This is based on patients treated on this contract for their most recent course of treatment. Figures in italics indicate the base number of FP17s or Patient Questionnaire responses are less than 100. N/A is shown where the base number of responses is less than 10 during the period. % is calculated as Quantity/Base number*100

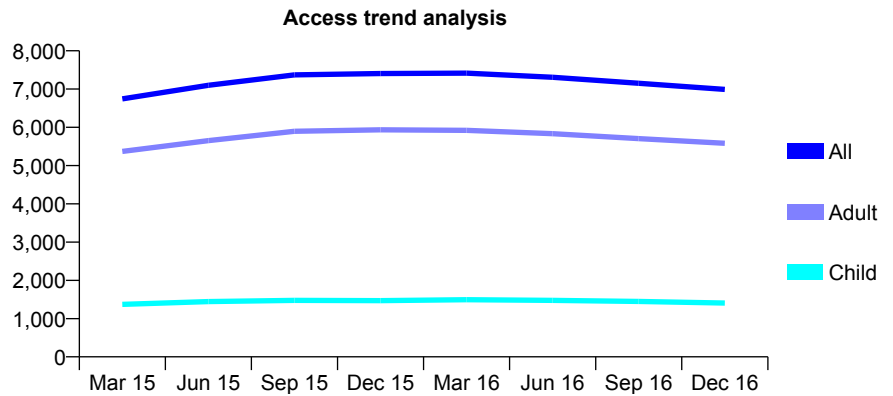
Q56 - Vital Signs At a Glance Contract Report for 577871/0001 - December 2016

Name or company name	MRS PS DURANT
Contract type name	GDS Contract
Purpose of contract	General
Contract start date	01/11/2013
Contract end date	

16/17 Contracted general activity (UDA)	23,142
Carry forward general activity (UDA)	0
16/17 Contracted orthodontic activity (UOA)	0
Carry forward orthodontic activity (UOA)	0
Baseline contract value	£614,693.78

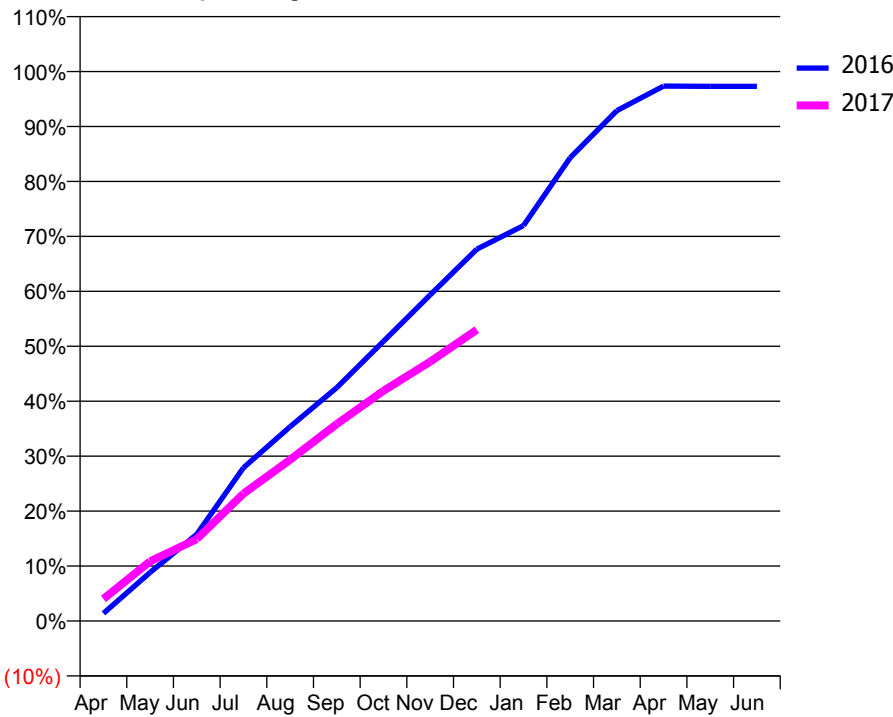
ACCESS*

Patients seen in 24 months	Total	Change since previous quarter
Quarter ending December 2015	7,406	
Quarter ending March 2016	7,415	→
Quarter ending June 2016	7,309	↓
Quarter ending September 2016	7,151	↓
Quarter ending December 2016	6,992	↓
Variance since December 2015	(5.6%)	↓



ACTIVITY

Cumulative percentage of contracted UDA delivered 2016 & 2017



Month	Adjusted Scheduled Activity (UDA)	
	2016	2017
April	295	927
May	1,869	2,515
June	3,336	3,452
July	5,899	5,367
August	7,476	6,792
September	8,983	8,299
October	10,762	9,697
November	12,548	10,920
December	14,307	12,265
January	15,217	
February	17,824	
March	19,635	
April	20,581	
May	20,573	
June	20,573	

QUALITY

	Quantity	Base Number	Contract	AT	Region	England
% of FP17s for the same patient ID Re-attending within 3 months - Children	122	1,589	7.7%	11.3%	12.1%	12.4%
% of FP17s for the same patient ID Re-attending within 3 months - Adults	912	5,514	16.5%	15.1%	15.9%	16.6%
% of FP17s for the same patient ID Re-attending between 3 & 9 months - Children	959	1,589	60.4%	58.7%	58.6%	57.5%
% of FP17s for the same patient ID Re-attending between 3 & 9 months - Adults	2,797	5,514	50.7%	49.8%	51.5%	50.4%
% of FP17s for Band 1 Urgent Courses	981	6,688	14.7%	9.5%	8.0%	9.1%
% of FP17s Relating to Free Repair or Replacements	39	6,688	0.6%	0.9%	0.8%	0.8%
% of FP17s Relating to Continuations	21	6,688	0.3%	1.3%	1.2%	1.3%
% of Patients satisfied with the dentistry they have received	6	6	N/A	92.0%	92.8%	92.7%
% of Patients satisfied with the time they had to wait for an appointment	5	6	N/A	86.7%	89.2%	88.8%

* This is based on patients treated on this contract for their most recent course of treatment. Figures in italics indicate the base number of FP17s or Patient Questionnaire responses are less than 100. N/A is shown where the base number of responses is less than 10 during the period. % is calculated as Quantity/Base number*100

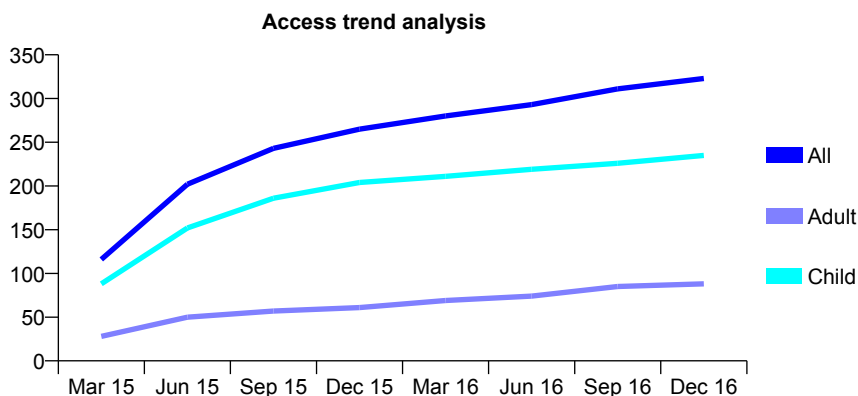
Q56 - Vital Signs At a Glance Contract Report for 626317/0002 - December 2016

Name or company name	MR S LITTLE
Contract type name	GDS Contract
Purpose of contract	General
Contract start date	08/12/2014
Contract end date	

16/17 Contracted general activity (UDA)	825
Carry forward general activity (UDA)	0
16/17 Contracted orthodontic activity (UOA)	0
Carry forward orthodontic activity (UOA)	0
Baseline contract value	£18,024.01

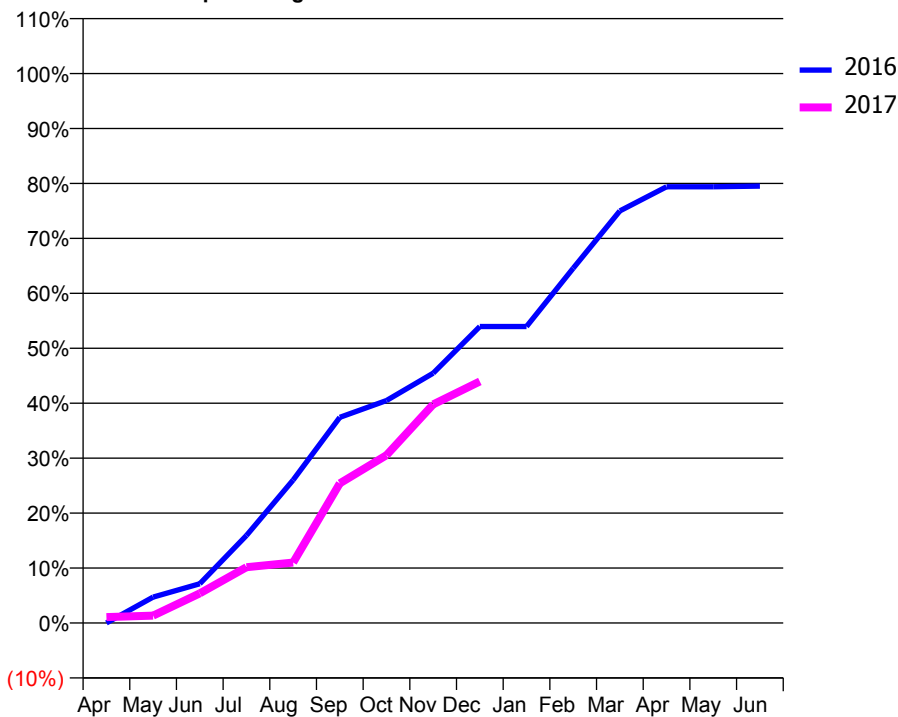
ACCESS*

Patients seen in 24 months	Total	Change since previous quarter
Quarter ending December 2015	265	
Quarter ending March 2016	280	↑
Quarter ending June 2016	293	↑
Quarter ending September 2016	311	↑
Quarter ending December 2016	323	↑
Variance since December 2015	21.9%	↑



ACTIVITY

Cumulative percentage of contracted UDA delivered 2016 & 2017



Month	Adjusted Scheduled Activity (UDA)	
	2016	2017
April	0	9
May	39	11
June	59	45
July	131	84
August	215	91
September	309	210
October	334	252
November	375	328
December	445	363
January	445	
February	533	
March	619	
April	655	
May	655	
June	656	

QUALITY

	Quantity	Base Number	Contract	AT	Region	England
% of FP17s for the same patient ID Re-attending within 3 months - Children	12	251	4.8%	11.3%	12.1%	12.4%
% of FP17s for the same patient ID Re-attending within 3 months - Adults	10	64	15.6%	15.1%	15.9%	16.6%
% of FP17s for the same patient ID Re-attending between 3 & 9 months - Children	164	251	65.3%	58.7%	58.6%	57.5%
% of FP17s for the same patient ID Re-attending between 3 & 9 months - Adults	41	64	64.1%	49.8%	51.5%	50.4%
% of FP17s for Band 1 Urgent Courses	8	274	2.9%	9.5%	8.0%	9.1%
% of FP17s Relating to Free Repair or Replacements	0	274	0.0%	0.9%	0.8%	0.8%
% of FP17s Relating to Continuations	0	274	0.0%	1.3%	1.2%	1.3%
% of Patients satisfied with the dentistry they have received	0	0	N/A	92.0%	92.8%	92.7%
% of Patients satisfied with the time they had to wait for an appointment	0	0	N/A	86.7%	89.2%	88.8%

* This is based on patients treated on this contract for their most recent course of treatment. Figures in italics indicate the base number of FP17s or Patient Questionnaire responses are less than 100. N/A is shown where the base number of responses is less than 10 during the period. % is calculated as Quantity/Base number*100

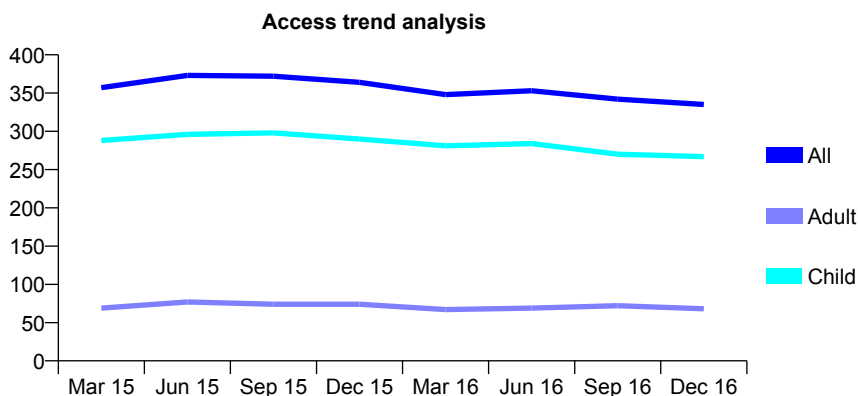
Q56 - Vital Signs At a Glance Contract Report for 631647/0001 - December 2016

Name or company name	MR RP BANDENBURG
Contract type name	GDS Contract
Purpose of contract	General
Contract start date	01/04/2006
Contract end date	

16/17 Contracted general activity (UDA)	905
Carry forward general activity (UDA)	0
16/17 Contracted orthodontic activity (UOA)	0
Carry forward orthodontic activity (UOA)	0
Baseline contract value	£19,610.99

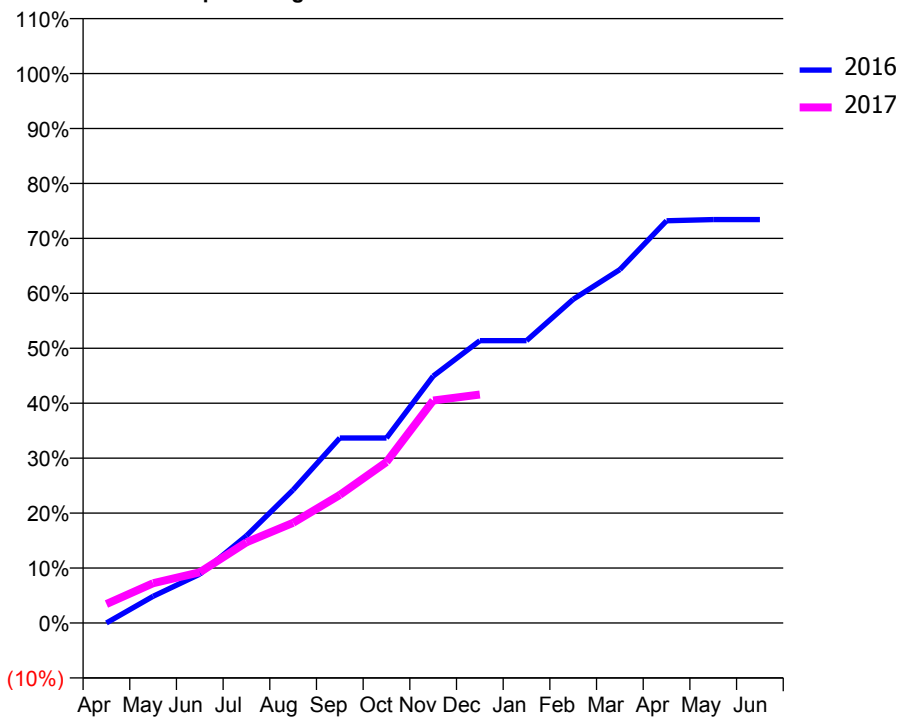
ACCESS*

Patients seen in 24 months	Total	Change since previous quarter
Quarter ending December 2015	364	
Quarter ending March 2016	348	↓
Quarter ending June 2016	353	→
Quarter ending September 2016	342	↓
Quarter ending December 2016	335	↓
Variance since December 2015	(8.0%)	↓



ACTIVITY

Cumulative percentage of contracted UDA delivered 2016 & 2017



Month	Adjusted Scheduled Activity (UDA)	
	2016	2017
April	0	31
May	44	66
June	80	84
July	144	133
August	219	165
September	305	211
October	305	265
November	407	366
December	465	376
January	465	
February	533	
March	582	
April	662	
May	664	
June	664	

QUALITY

	Quantity	Base Number	Contract	AT	Region	England
% of FP17s for the same patient ID Re-attending within 3 months - Children	29	338	8.6%	11.3%	12.1%	12.4%
% of FP17s for the same patient ID Re-attending within 3 months - Adults	3	25	12.0%	15.1%	15.9%	16.6%
% of FP17s for the same patient ID Re-attending between 3 & 9 months - Children	216	338	63.9%	58.7%	58.6%	57.5%
% of FP17s for the same patient ID Re-attending between 3 & 9 months - Adults	15	25	60.0%	49.8%	51.5%	50.4%
% of FP17s for Band 1 Urgent Courses	7	301	2.3%	9.5%	8.0%	9.1%
% of FP17s Relating to Free Repair or Replacements	0	301	0.0%	0.9%	0.8%	0.8%
% of FP17s Relating to Continuations	0	301	0.0%	1.3%	1.2%	1.3%
% of Patients satisfied with the dentistry they have received	0	0	N/A	92.0%	92.8%	92.7%
% of Patients satisfied with the time they had to wait for an appointment	0	0	N/A	86.7%	89.2%	88.8%

* This is based on patients treated on this contract for their most recent course of treatment. Figures in italics indicate the base number of FP17s or Patient Questionnaire responses are less than 100. N/A is shown where the base number of responses is less than 10 during the period. % is calculated as Quantity/Base number*100

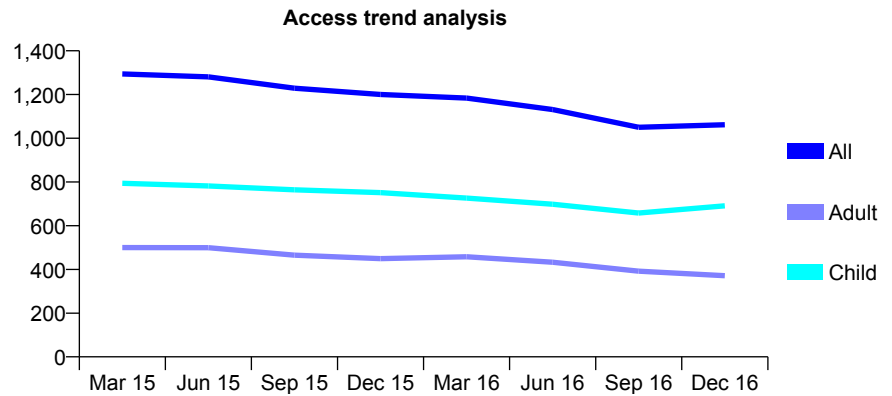
Q56 - Vital Signs At a Glance Contract Report for 636096/0001 - December 2016

Name or company name	MR SG NICOLL
Contract type name	GDS Contract
Purpose of contract	General
Contract start date	01/04/2006
Contract end date	

16/17 Contracted general activity (UDA)	2,882
Carry forward general activity (UDA)	0
16/17 Contracted orthodontic activity (UOA)	0
Carry forward orthodontic activity (UOA)	0
Baseline contract value	£79,281.11

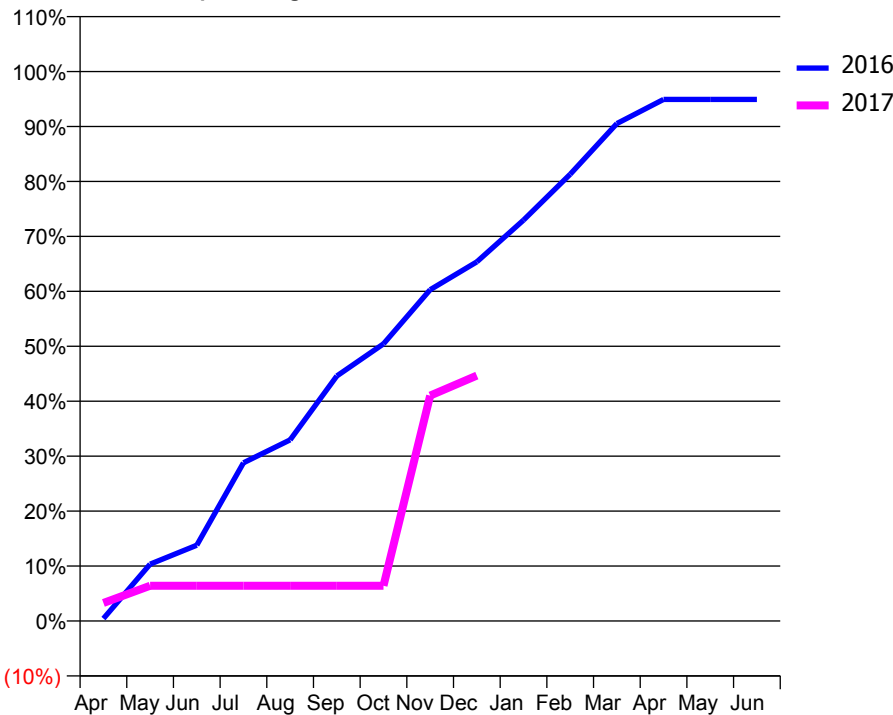
ACCESS*

Patients seen in 24 months	Total	Change since previous quarter
Quarter ending December 2015	1,200	
Quarter ending March 2016	1,184	↓
Quarter ending June 2016	1,131	↓
Quarter ending September 2016	1,050	↓
Quarter ending December 2016	1,062	→
Variance since December 2015	(11.5%)	↓



ACTIVITY

Cumulative percentage of contracted UDA delivered 2016 & 2017



Month	Adjusted Scheduled Activity (UDA)	
	2016	2017
April	8	95
May	186	185
June	248	185
July	518	185
August	593	185
September	803	185
October	908	185
November	1,085	1,182
December	1,176	1,287
January	1,313	
February	1,463	
March	1,629	
April	1,708	
May	1,708	
June	1,708	

QUALITY

	Quantity	Base Number	Contract	AT	Region	England
% of FP17s for the same patient ID Re-attending within 3 months - Children	43	768	5.6%	11.3%	12.1%	12.4%
% of FP17s for the same patient ID Re-attending within 3 months - Adults	10	188	5.3%	15.1%	15.9%	16.6%
% of FP17s for the same patient ID Re-attending between 3 & 9 months - Children	428	768	55.7%	58.7%	58.6%	57.5%
% of FP17s for the same patient ID Re-attending between 3 & 9 months - Adults	103	188	54.8%	49.8%	51.5%	50.4%
% of FP17s for Band 1 Urgent Courses	6	897	0.7%	9.5%	8.0%	9.1%
% of FP17s Relating to Free Repair or Replacements	0	897	0.0%	0.9%	0.8%	0.8%
% of FP17s Relating to Continuations	0	897	0.0%	1.3%	1.2%	1.3%
% of Patients satisfied with the dentistry they have received	0	0	N/A	92.0%	92.8%	92.7%
% of Patients satisfied with the time they had to wait for an appointment	0	0	N/A	86.7%	89.2%	88.8%

* This is based on patients treated on this contract for their most recent course of treatment. Figures in italics indicate the base number of FP17s or Patient Questionnaire responses are less than 100. N/A is shown where the base number of responses is less than 10 during the period. % is calculated as Quantity/Base number*100

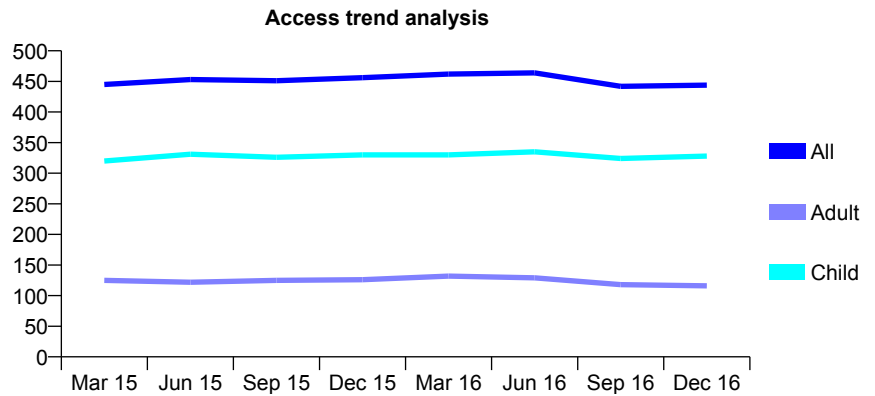
Q56 - Vital Signs At a Glance Contract Report for 639214/0001 - December 2016

Name or company name	MISS CA NEVILLE
Contract type name	GDS Contract
Purpose of contract	General
Contract start date	01/04/2006
Contract end date	

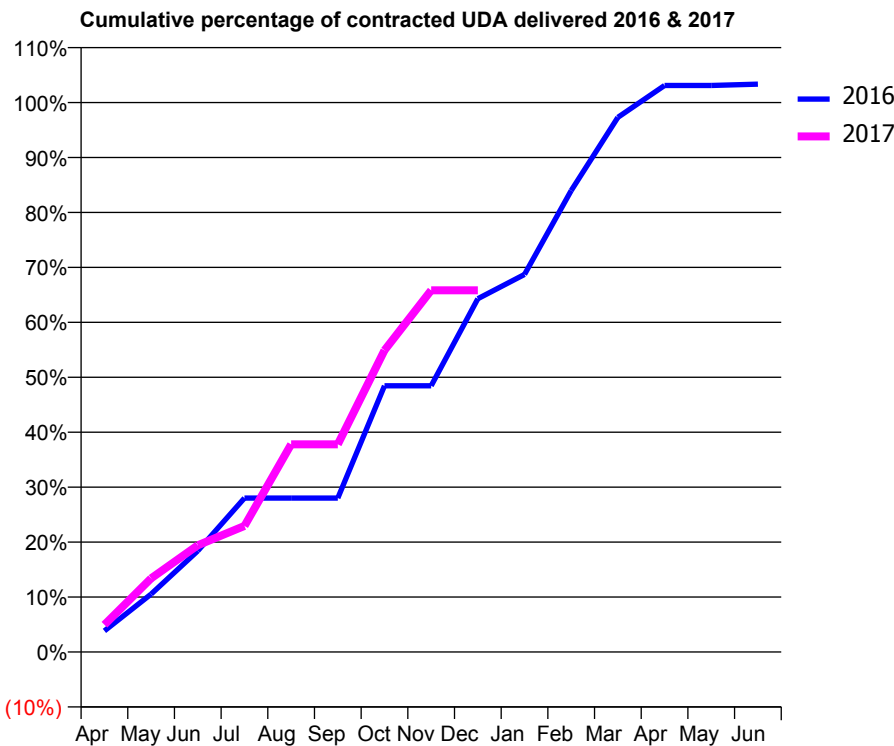
16/17 Contracted general activity (UDA)	865
Carry forward general activity (UDA)	-17
16/17 Contracted orthodontic activity (UOA)	0
Carry forward orthodontic activity (UOA)	0
Baseline contract value	£20,988.55

ACCESS*

Patients seen in 24 months	Total	Change since previous quarter
Quarter ending December 2015	456	
Quarter ending March 2016	462	→
Quarter ending June 2016	464	→
Quarter ending September 2016	442	↓
Quarter ending December 2016	444	→
Variance since December 2015	(2.6%)	↓



ACTIVITY



Month	Adjusted Scheduled Activity (UDA)	
	2016	2017
April	33	43
May	91	116
June	159	168
July	242	198
August	242	327
September	242	327
October	419	475
November	419	569
December	556	569
January	594	
February	726	
March	842	
April	892	
May	892	
June	894	

QUALITY

	Quantity	Base Number	Contract	AT	Region	England
% of FP17s for the same patient ID Re-attending within 3 months - Children	34	377	9.0%	11.3%	12.1%	12.4%
% of FP17s for the same patient ID Re-attending within 3 months - Adults	5	61	8.2%	15.1%	15.9%	16.6%
% of FP17s for the same patient ID Re-attending between 3 & 9 months - Children	225	377	59.7%	58.7%	58.6%	57.5%
% of FP17s for the same patient ID Re-attending between 3 & 9 months - Adults	28	61	45.9%	49.8%	51.5%	50.4%
% of FP17s for Band 1 Urgent Courses	12	398	3.0%	9.5%	8.0%	9.1%
% of FP17s Relating to Free Repair or Replacements	1	398	0.3%	0.9%	0.8%	0.8%
% of FP17s Relating to Continuations	0	398	0.0%	1.3%	1.2%	1.3%
% of Patients satisfied with the dentistry they have received	1	1	N/A	92.0%	92.8%	92.7%
% of Patients satisfied with the time they had to wait for an appointment	1	1	N/A	86.7%	89.2%	88.8%

* This is based on patients treated on this contract for their most recent course of treatment. Figures in italics indicate the base number of FP17s or Patient Questionnaire responses are less than 100. N/A is shown where the base number of responses is less than 10 during the period. % is calculated as Quantity/Base number*100

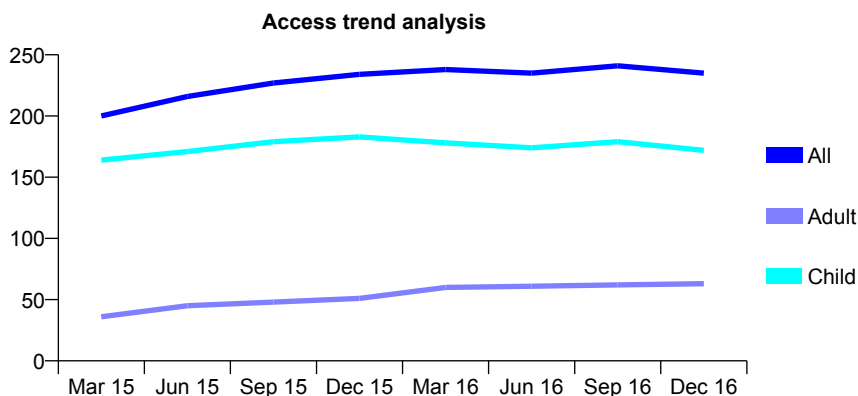
Q56 - Vital Signs At a Glance Contract Report for 644072/0001 - December 2016

Name or company name	MR A BROWN
Contract type name	GDS Contract
Purpose of contract	General
Contract start date	01/06/2014
Contract end date	

16/17 Contracted general activity (UDA)	550
Carry forward general activity (UDA)	-1
16/17 Contracted orthodontic activity (UOA)	0
Carry forward orthodontic activity (UOA)	0
Baseline contract value	£11,121.91

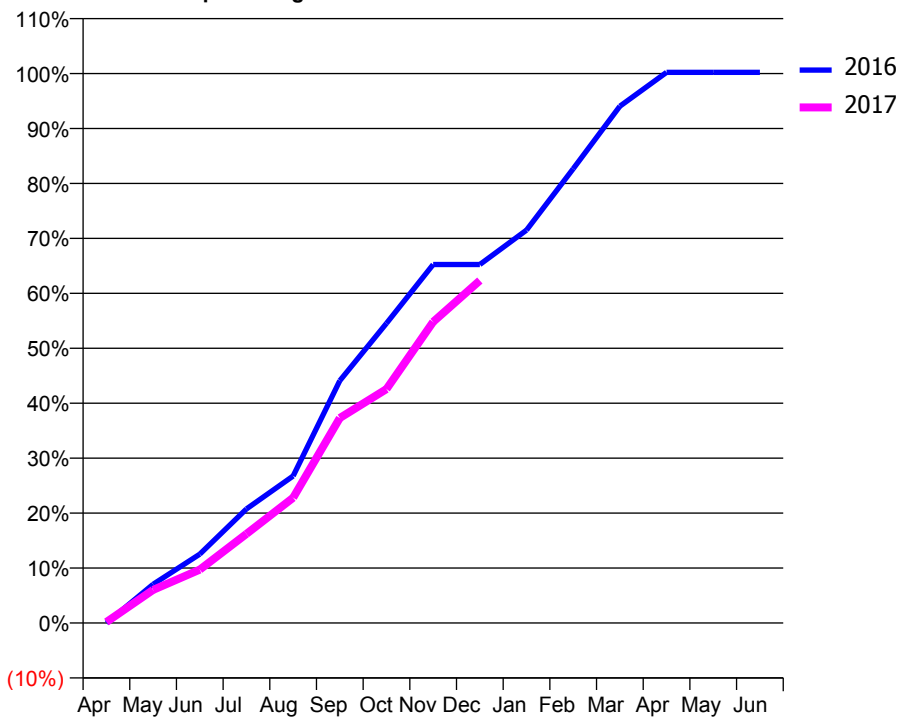
ACCESS*

Patients seen in 24 months	Total	Change since previous quarter
Quarter ending December 2015	234	
Quarter ending March 2016	238	→
Quarter ending June 2016	235	↓
Quarter ending September 2016	241	↑
Quarter ending December 2016	235	↓
Variance since December 2015	0.4%	→



ACTIVITY

Cumulative percentage of contracted UDA delivered 2016 & 2017



Month	Adjusted Scheduled Activity (UDA)	
	2016	2017
April	0	1
May	39	33
June	69	53
July	114	89
August	147	125
September	243	205
October	300	234
November	359	301
December	359	343
January	393	
February	455	
March	517	
April	551	
May	551	
June	551	

QUALITY

	Quantity	Base Number	Contract	AT	Region	England
% of FP17s for the same patient ID Re-attending within 3 months - Children	10	229	4.4%	11.3%	12.1%	12.4%
% of FP17s for the same patient ID Re-attending within 3 months - Adults	11	48	22.9%	15.1%	15.9%	16.6%
% of FP17s for the same patient ID Re-attending between 3 & 9 months - Children	168	229	73.4%	58.7%	58.6%	57.5%
% of FP17s for the same patient ID Re-attending between 3 & 9 months - Adults	29	48	60.4%	49.8%	51.5%	50.4%
% of FP17s for Band 1 Urgent Courses	14	245	5.7%	9.5%	8.0%	9.1%
% of FP17s Relating to Free Repair or Replacements	0	245	0.0%	0.9%	0.8%	0.8%
% of FP17s Relating to Continuations	0	245	0.0%	1.3%	1.2%	1.3%
% of Patients satisfied with the dentistry they have received	1	1	N/A	92.0%	92.8%	92.7%
% of Patients satisfied with the time they had to wait for an appointment	1	1	N/A	86.7%	89.2%	88.8%

* This is based on patients treated on this contract for their most recent course of treatment. Figures in italics indicate the base number of FP17s or Patient Questionnaire responses are less than 100. N/A is shown where the base number of responses is less than 10 during the period. % is calculated as Quantity/Base number*100

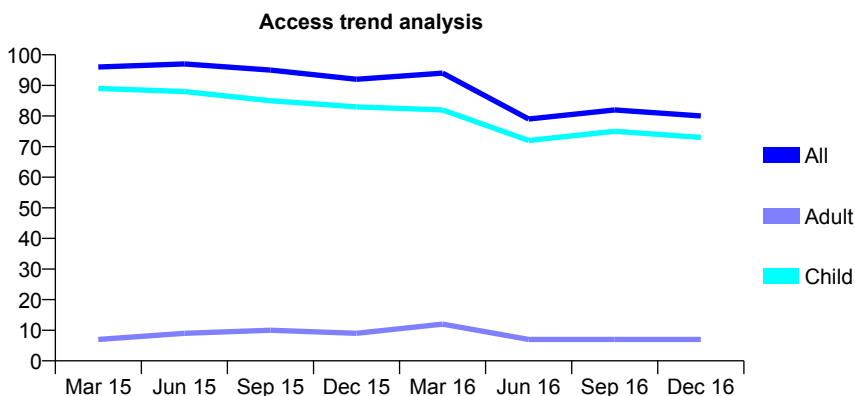
Q56 - Vital Signs At a Glance Contract Report for 644420/0001 - December 2016

Name or company name	MRS JM BELSHAM
Contract type name	GDS Contract
Purpose of contract	General
Contract start date	01/04/2006
Contract end date	

16/17 Contracted general activity (UDA)	105
Carry forward general activity (UDA)	-2
16/17 Contracted orthodontic activity (UOA)	0
Carry forward orthodontic activity (UOA)	0
Baseline contract value	£1,860.03

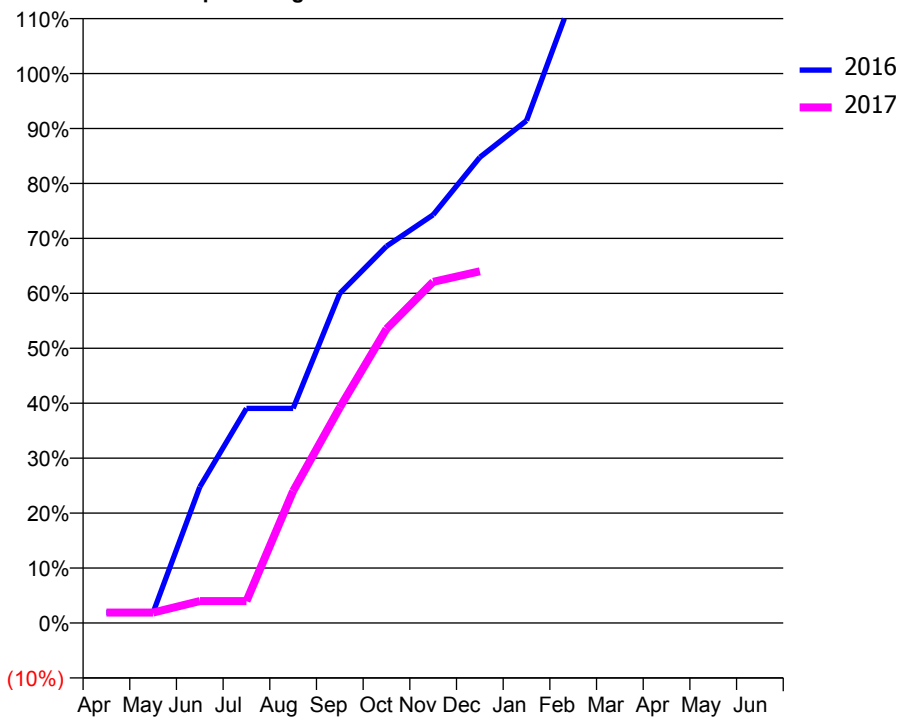
ACCESS*

Patients seen in 24 months	Total	Change since previous quarter
Quarter ending December 2015	92	
Quarter ending March 2016	94	↑
Quarter ending June 2016	79	↓
Quarter ending September 2016	82	↑
Quarter ending December 2016	80	↓
Variance since December 2015	(13.0%)	↓



ACTIVITY

Cumulative percentage of contracted UDA delivered 2016 & 2017



Month	Adjusted Scheduled Activity (UDA)	
	2016	2017
April	2	2
May	2	2
June	26	4
July	41	4
August	41	25
September	63	41
October	72	56
November	78	65
December	89	67
January	96	
February	120	
March	126	
April	130	
May	140	
June	140	

QUALITY

	Quantity	Base Number	Contract	AT	Region	England
% of FP17s for the same patient ID Re-attending within 3 months - Children	1	64	1.6%	11.3%	12.1%	12.4%
% of FP17s for the same patient ID Re-attending within 3 months - Adults	0	3	0.0%	15.1%	15.9%	16.6%
% of FP17s for the same patient ID Re-attending between 3 & 9 months - Children	38	64	59.4%	58.7%	58.6%	57.5%
% of FP17s for the same patient ID Re-attending between 3 & 9 months - Adults	2	3	66.7%	49.8%	51.5%	50.4%
% of FP17s for Band 1 Urgent Courses	1	55	1.8%	9.5%	8.0%	9.1%
% of FP17s Relating to Free Repair or Replacements	0	55	0.0%	0.9%	0.8%	0.8%
% of FP17s Relating to Continuations	0	55	0.0%	1.3%	1.2%	1.3%
% of Patients satisfied with the dentistry they have received	0	0	N/A	92.0%	92.8%	92.7%
% of Patients satisfied with the time they had to wait for an appointment	0	0	N/A	86.7%	89.2%	88.8%

* This is based on patients treated on this contract for their most recent course of treatment. Figures in italics indicate the base number of FP17s or Patient Questionnaire responses are less than 100. N/A is shown where the base number of responses is less than 10 during the period. % is calculated as Quantity/Base number*100

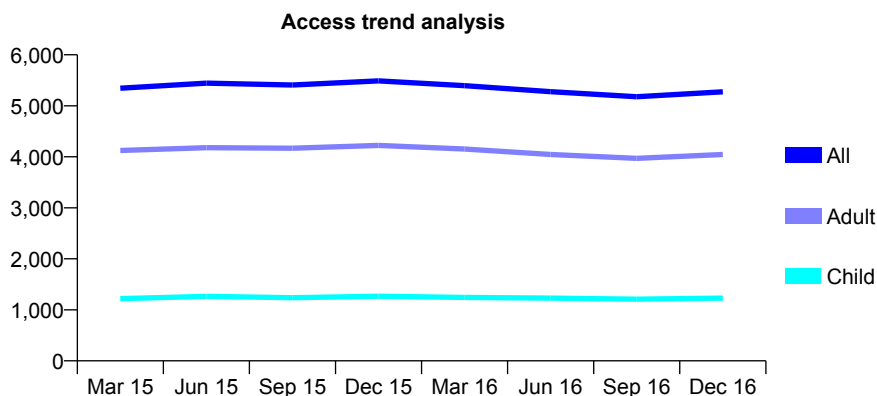
Q56 - Vital Signs At a Glance Contract Report for 644668/0001 - December 2016

Name or company name	MRS JM GEANEY
Contract type name	GDS Contract
Purpose of contract	General
Contract start date	01/04/2006
Contract end date	

16/17 Contracted general activity (UDA)	11,118
Carry forward general activity (UDA)	-186
16/17 Contracted orthodontic activity (UOA)	0
Carry forward orthodontic activity (UOA)	0
Baseline contract value	£250,054.13

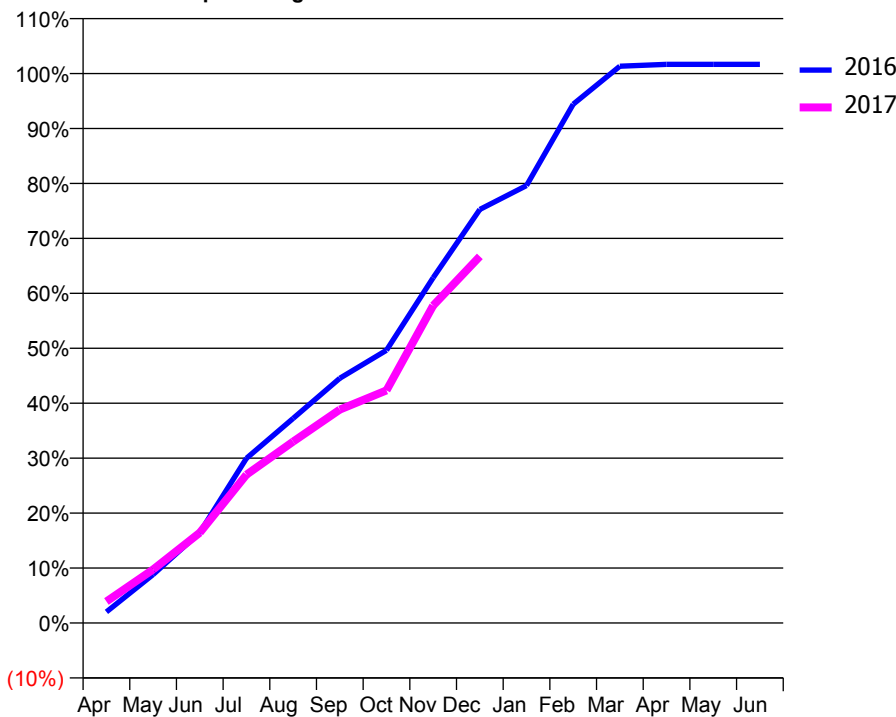
ACCESS*

Patients seen in 24 months	Total	Change since previous quarter
Quarter ending December 2015	5,490	
Quarter ending March 2016	5,396	↓
Quarter ending June 2016	5,276	↓
Quarter ending September 2016	5,177	↓
Quarter ending December 2016	5,274	→
Variance since December 2015	(3.9%)	↓



ACTIVITY

Cumulative percentage of contracted UDA delivered 2016 & 2017



Month	Adjusted Scheduled Activity (UDA)	
	2016	2017
April	224	436
May	980	1,084
June	1,830	1,828
July	3,332	3,001
August	4,141	3,672
September	4,952	4,318
October	5,518	4,706
November	6,987	6,422
December	8,368	7,419
January	8,851	
February	10,496	
March	11,265	
April	11,304	
May	11,304	
June	11,304	

QUALITY

	Quantity	Base Number	Contract	AT	Region	England
% of FP17s for the same patient ID Re-attending within 3 months - Children	63	1,320	4.8%	11.3%	12.1%	12.4%
% of FP17s for the same patient ID Re-attending within 3 months - Adults	394	3,664	10.8%	15.1%	15.9%	16.6%
% of FP17s for the same patient ID Re-attending between 3 & 9 months - Children	870	1,320	65.9%	58.7%	58.6%	57.5%
% of FP17s for the same patient ID Re-attending between 3 & 9 months - Adults	1,868	3,664	51.0%	49.8%	51.5%	50.4%
% of FP17s for Band 1 Urgent Courses	186	4,164	4.5%	9.5%	8.0%	9.1%
% of FP17s Relating to Free Repair or Replacements	31	4,164	0.7%	0.9%	0.8%	0.8%
% of FP17s Relating to Continuations	62	4,164	1.5%	1.3%	1.2%	1.3%
% of Patients satisfied with the dentistry they have received	3	3	N/A	92.0%	92.8%	92.7%
% of Patients satisfied with the time they had to wait for an appointment	3	3	N/A	86.7%	89.2%	88.8%

* This is based on patients treated on this contract for their most recent course of treatment. Figures in italics indicate the base number of FP17s or Patient Questionnaire responses are less than 100. N/A is shown where the base number of responses is less than 10 during the period. % is calculated as Quantity/Base number*100

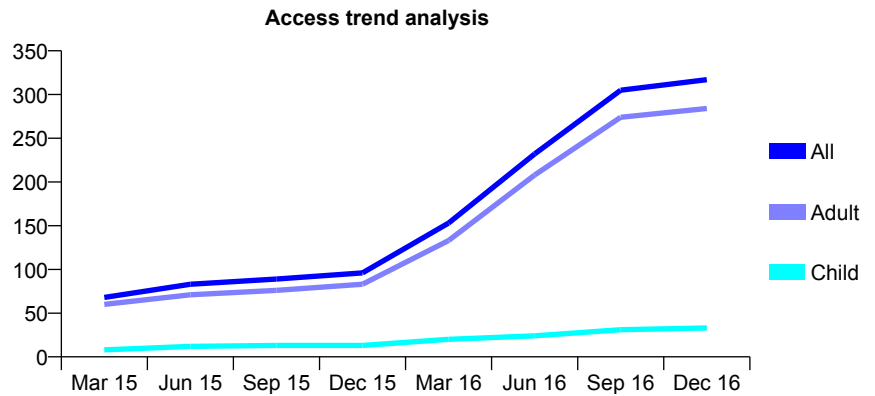
Q56 - Vital Signs At a Glance Contract Report for 648558/0001 - December 2016

Name or company name	MISS K RUSTAGE
Contract type name	GDS Contract
Purpose of contract	General
Contract start date	01/04/2006
Contract end date	

16/17 Contracted general activity (UDA)	1,414
Carry forward general activity (UDA)	6
16/17 Contracted orthodontic activity (UOA)	0
Carry forward orthodontic activity (UOA)	0
Baseline contract value	£43,994.24

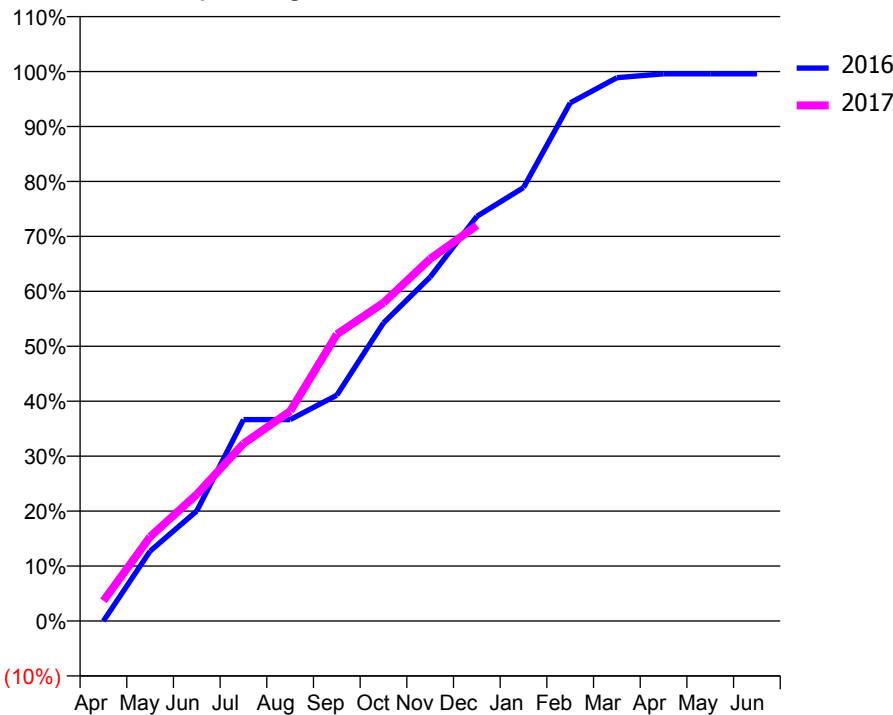
ACCESS*

Patients seen in 24 months	Total	Change since previous quarter
Quarter ending December 2015	96	
Quarter ending March 2016	153	↑
Quarter ending June 2016	232	↑
Quarter ending September 2016	305	↑
Quarter ending December 2016	317	↑
Variance since December 2015	230.2%	↑



ACTIVITY

Cumulative percentage of contracted UDA delivered 2016 & 2017



Month	Adjusted Scheduled Activity (UDA)	
	2016	2017
April	0	52
May	180	217
June	283	326
July	518	456
August	518	540
September	581	738
October	767	819
November	885	932
December	1,041	1,018
January	1,115	
February	1,333	
March	1,398	
April	1,408	
May	1,408	
June	1,408	

QUALITY

	Quantity	Base Number	Contract	AT	Region	England
% of FP17s for the same patient ID Re-attending within 3 months - Children	0	44	0.0%	11.3%	12.1%	12.4%
% of FP17s for the same patient ID Re-attending within 3 months - Adults	6	351	1.7%	15.1%	15.9%	16.6%
% of FP17s for the same patient ID Re-attending between 3 & 9 months - Children	0	44	0.0%	58.7%	58.6%	57.5%
% of FP17s for the same patient ID Re-attending between 3 & 9 months - Adults	3	351	0.9%	49.8%	51.5%	50.4%
% of FP17s for Band 1 Urgent Courses	5	389	1.3%	9.5%	8.0%	9.1%
% of FP17s Relating to Free Repair or Replacements	1	389	0.3%	0.9%	0.8%	0.8%
% of FP17s Relating to Continuations	0	389	0.0%	1.3%	1.2%	1.3%
% of Patients satisfied with the dentistry they have received	0	0	N/A	92.0%	92.8%	92.7%
% of Patients satisfied with the time they had to wait for an appointment	0	0	N/A	86.7%	89.2%	88.8%

* This is based on patients treated on this contract for their most recent course of treatment. Figures in italics indicate the base number of FP17s or Patient Questionnaire responses are less than 100. N/A is shown where the base number of responses is less than 10 during the period. % is calculated as Quantity/Base number*100

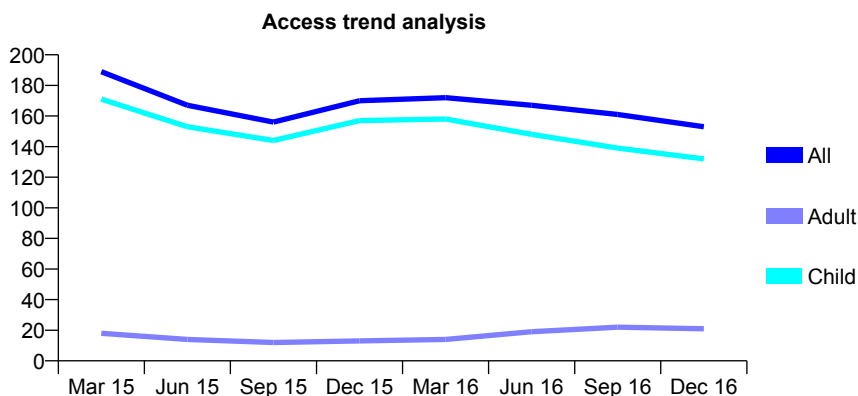
Q56 - Vital Signs At a Glance Contract Report for 657409/0001 - December 2016

Name or company name	MR JS FROST
Contract type name	GDS Contract
Purpose of contract	General
Contract start date	01/04/2006
Contract end date	

16/17 Contracted general activity (UDA)	259
Carry forward general activity (UDA)	0
16/17 Contracted orthodontic activity (UOA)	0
Carry forward orthodontic activity (UOA)	0
Baseline contract value	£5,914.02

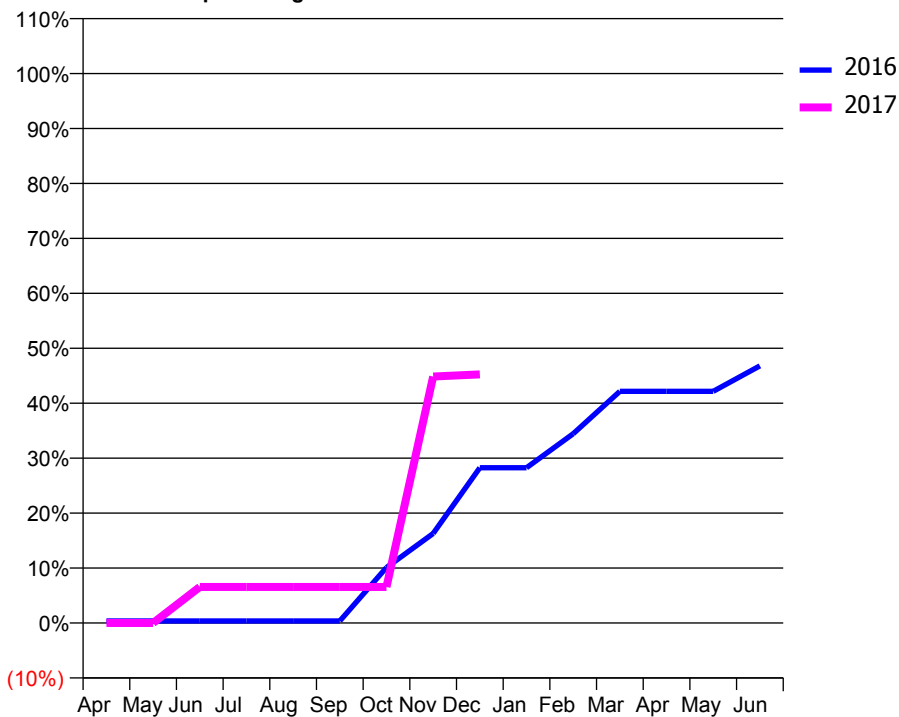
ACCESS*

Patients seen in 24 months	Total	Change since previous quarter
Quarter ending December 2015	170	
Quarter ending March 2016	172	→
Quarter ending June 2016	167	↓
Quarter ending September 2016	161	↓
Quarter ending December 2016	153	↓
Variance since December 2015	(10.0%)	↓



ACTIVITY

Cumulative percentage of contracted UDA delivered 2016 & 2017



Adjusted Scheduled Activity (UDA)

Month	2016	2017
April	1	0
May	1	0
June	1	17
July	1	17
August	1	17
September	1	17
October	26	17
November	42	116
December	73	117
January	73	
February	89	
March	109	
April	109	
May	109	
June	121	

QUALITY

	Quantity	Base Number	Contract	AT	Region	England
% of FP17s for the same patient ID Re-attending within 3 months - Children	6	109	5.5%	11.3%	12.1%	12.4%
% of FP17s for the same patient ID Re-attending within 3 months - Adults	0	4	0.0%	15.1%	15.9%	16.6%
% of FP17s for the same patient ID Re-attending between 3 & 9 months - Children	52	109	47.7%	58.7%	58.6%	57.5%
% of FP17s for the same patient ID Re-attending between 3 & 9 months - Adults	2	4	50.0%	49.8%	51.5%	50.4%
% of FP17s for Band 1 Urgent Courses	6	94	6.4%	9.5%	8.0%	9.1%
% of FP17s Relating to Free Repair or Replacements	0	94	0.0%	0.9%	0.8%	0.8%
% of FP17s Relating to Continuations	0	94	0.0%	1.3%	1.2%	1.3%
% of Patients satisfied with the dentistry they have received	0	0	N/A	92.0%	92.8%	92.7%
% of Patients satisfied with the time they had to wait for an appointment	0	0	N/A	86.7%	89.2%	88.8%

* This is based on patients treated on this contract for their most recent course of treatment. Figures in italics indicate the base number of FP17s or Patient Questionnaire responses are less than 100. N/A is shown where the base number of responses is less than 10 during the period. % is calculated as Quantity/Base number*100

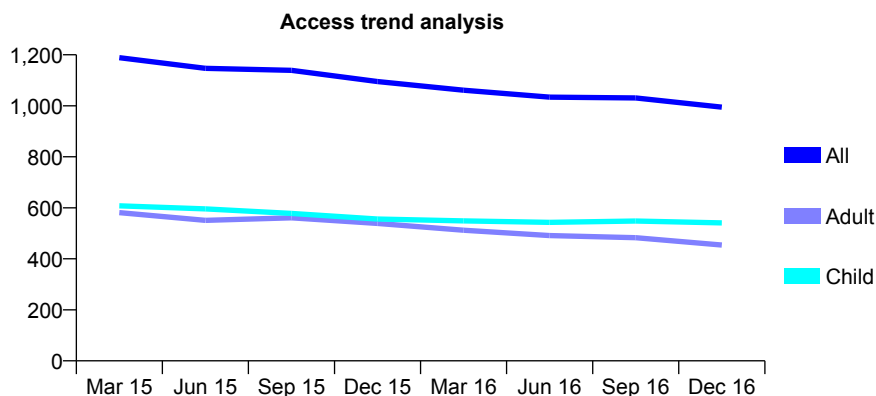
Q56 - Vital Signs At a Glance Contract Report for 657719/0001 - December 2016

Name or company name	MR IS MALHERBE
Contract type name	GDS Contract
Purpose of contract	General and Orthodontic
Contract start date	01/04/2006
Contract end date	

16/17 Contracted general activity (UDA)	3,200
Carry forward general activity (UDA)	-51
16/17 Contracted orthodontic activity (UOA)	0
Carry forward orthodontic activity (UOA)	0
Baseline contract value	£83,057.17

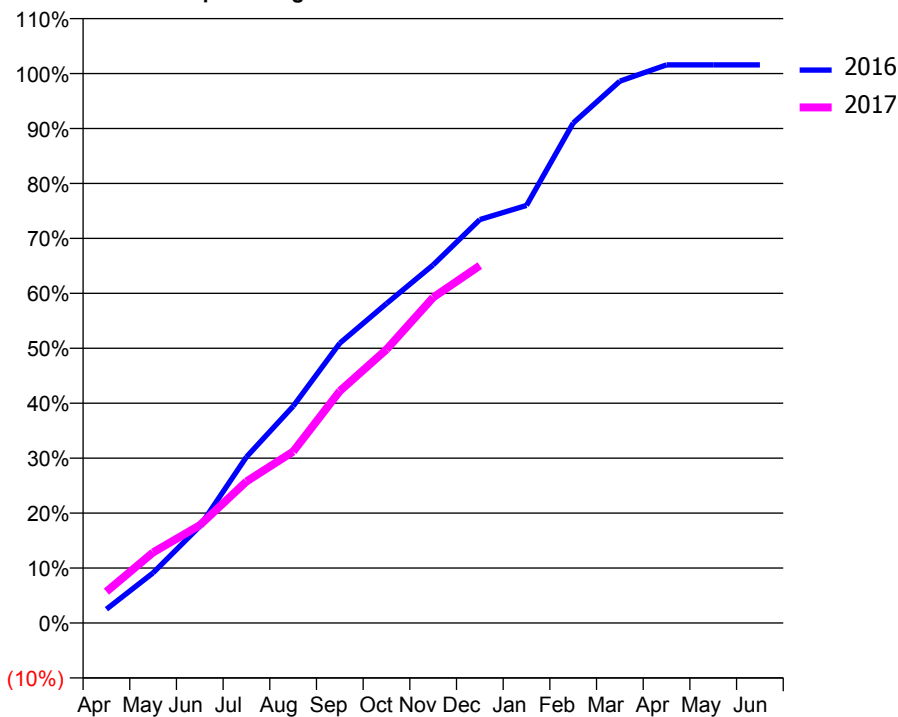
ACCESS*

Patients seen in 24 months	Total	Change since previous quarter
Quarter ending December 2015	1,095	
Quarter ending March 2016	1,061	↓
Quarter ending June 2016	1,034	↓
Quarter ending September 2016	1,031	→
Quarter ending December 2016	995	↓
Variance since December 2015	(9.1%)	↓



ACTIVITY

Cumulative percentage of contracted UDA delivered 2016 & 2017



Month	Adjusted Scheduled Activity (UDA)	
	2016	2017
April	80	183
May	292	411
June	564	570
July	967	824
August	1,262	998
September	1,630	1,351
October	1,860	1,593
November	2,086	1,896
December	2,349	2,082
January	2,432	
February	2,911	
March	3,156	
April	3,251	
May	3,251	
June	3,251	

QUALITY

	Quantity	Base Number	Contract	AT	Region	England
% of FP17s for the same patient ID Re-attending within 3 months - Children	39	663	5.9%	11.3%	12.1%	12.4%
% of FP17s for the same patient ID Re-attending within 3 months - Adults	69	408	16.9%	15.1%	15.9%	16.6%
% of FP17s for the same patient ID Re-attending between 3 & 9 months - Children	454	663	68.5%	58.7%	58.6%	57.5%
% of FP17s for the same patient ID Re-attending between 3 & 9 months - Adults	260	408	63.7%	49.8%	51.5%	50.4%
% of FP17s for Band 1 Urgent Courses	59	1,019	5.8%	9.5%	8.0%	9.1%
% of FP17s Relating to Free Repair or Replacements	0	1,019	0.0%	0.9%	0.8%	0.8%
% of FP17s Relating to Continuations	17	1,019	1.7%	1.3%	1.2%	1.3%
% of Patients satisfied with the dentistry they have received	1	1	N/A	92.0%	92.8%	92.7%
% of Patients satisfied with the time they had to wait for an appointment	1	1	N/A	86.7%	89.2%	88.8%

* This is based on patients treated on this contract for their most recent course of treatment. Figures in italics indicate the base number of FP17s or Patient Questionnaire responses are less than 100. N/A is shown where the base number of responses is less than 10 during the period. % is calculated as Quantity/Base number*100

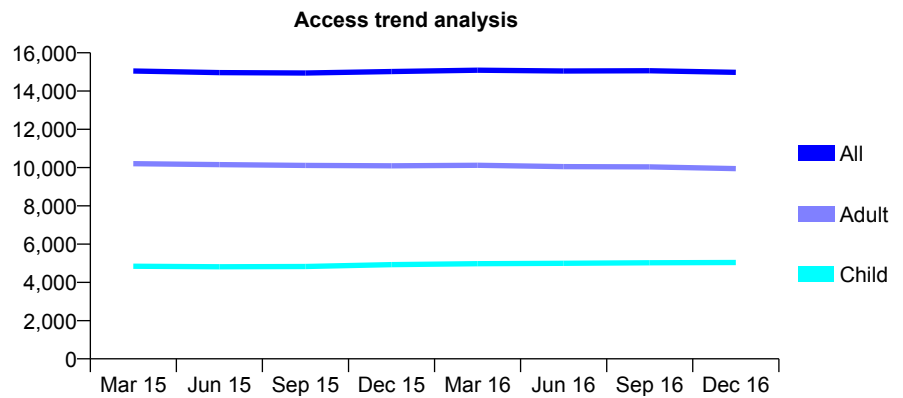
Q56 - Vital Signs At a Glance Contract Report for 659606/0002 - December 2016

Name or company name	MR RM WADHWANI
Contract type name	GDS Contract
Purpose of contract	General
Contract start date	01/04/2006
Contract end date	

16/17 Contracted general activity (UDA)	31,500
Carry forward general activity (UDA)	1,092
16/17 Contracted orthodontic activity (UOA)	0
Carry forward orthodontic activity (UOA)	0
Baseline contract value	£900,258.57

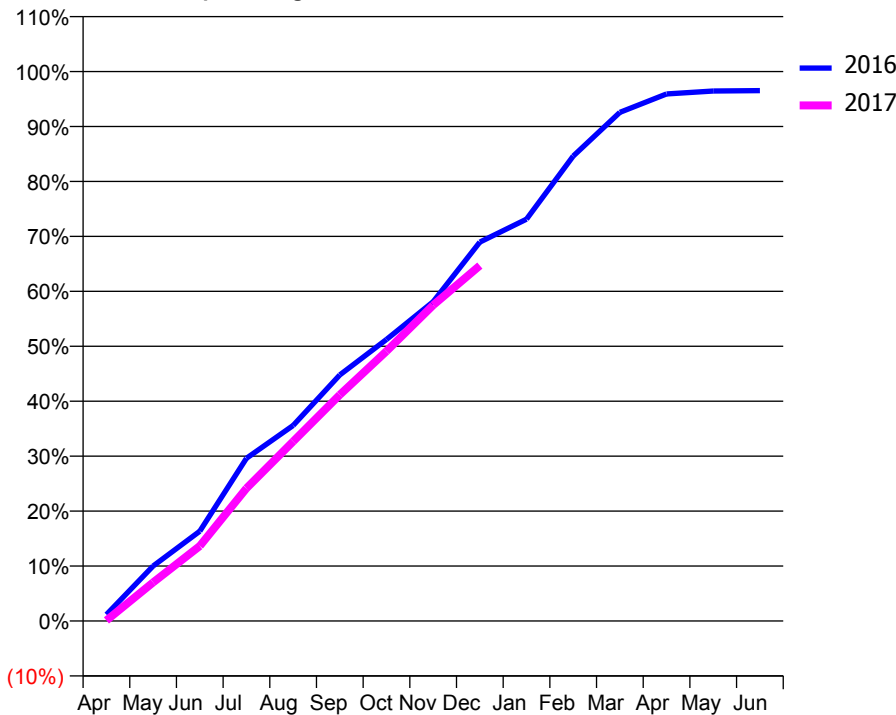
ACCESS*

Patients seen in 24 months	Total	Change since previous quarter
Quarter ending December 2015	15,020	
Quarter ending March 2016	15,091	→
Quarter ending June 2016	15,048	→
Quarter ending September 2016	15,060	→
Quarter ending December 2016	14,979	→
Variance since December 2015	(0.3%)	→



ACTIVITY

Cumulative percentage of contracted UDA delivered 2016 & 2017



Month	Adjusted Scheduled Activity (UDA)	
	2016	2017
April	368	35
May	3,151	2,210
June	5,146	4,303
July	9,331	7,610
August	11,207	10,290
September	14,108	12,966
October	16,143	15,465
November	18,306	18,102
December	21,722	20,375
January	23,037	
February	26,654	
March	29,159	
April	30,217	
May	30,381	
June	30,408	

QUALITY

	Quantity	Base Number	Contract	AT	Region	England
% of FP17s for the same patient ID Re-attending within 3 months - Children	518	5,612	9.2%	11.3%	12.1%	12.4%
% of FP17s for the same patient ID Re-attending within 3 months - Adults	1,136	8,900	12.8%	15.1%	15.9%	16.6%
% of FP17s for the same patient ID Re-attending between 3 & 9 months - Children	2,854	5,612	50.9%	58.7%	58.6%	57.5%
% of FP17s for the same patient ID Re-attending between 3 & 9 months - Adults	3,683	8,900	41.4%	49.8%	51.5%	50.4%
% of FP17s for Band 1 Urgent Courses	1,052	13,051	8.1%	9.5%	8.0%	9.1%
% of FP17s Relating to Free Repair or Replacements	58	13,051	0.4%	0.9%	0.8%	0.8%
% of FP17s Relating to Continuations	29	13,051	0.2%	1.3%	1.2%	1.3%
% of Patients satisfied with the dentistry they have received	15	18	83.3%	92.0%	92.8%	92.7%
% of Patients satisfied with the time they had to wait for an appointment	9	18	50.0%	86.7%	89.2%	88.8%

* This is based on patients treated on this contract for their most recent course of treatment. Figures in italics indicate the base number of FP17s or Patient Questionnaire responses are less than 100. N/A is shown where the base number of responses is less than 10 during the period. % is calculated as Quantity/Base number*100

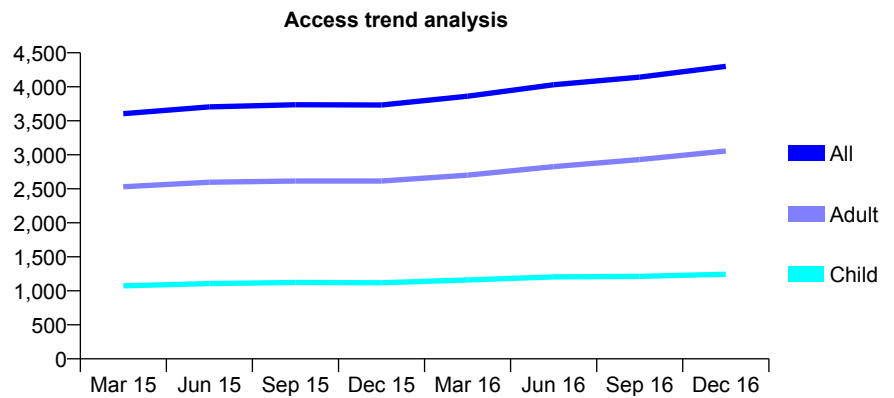
Q56 - Vital Signs At a Glance Contract Report for 659606/0006 - December 2016

Name or company name	MR RM WADHWANI
Contract type name	GDS Contract
Purpose of contract	General
Contract start date	03/12/2007
Contract end date	

16/17 Contracted general activity (UDA)	10,000
Carry forward general activity (UDA)	-87
16/17 Contracted orthodontic activity (UOA)	0
Carry forward orthodontic activity (UOA)	0
Baseline contract value	£246,704.67

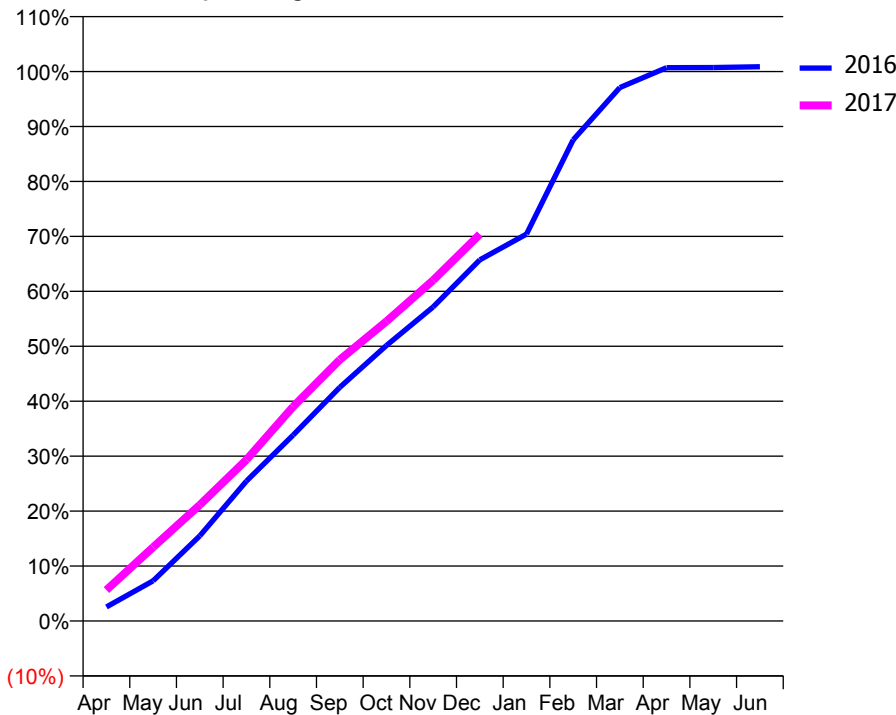
ACCESS*

Patients seen in 24 months	Total	Change since previous quarter
Quarter ending December 2015	3,733	
Quarter ending March 2016	3,861	↑
Quarter ending June 2016	4,031	↑
Quarter ending September 2016	4,143	↑
Quarter ending December 2016	4,300	↑
Variance since December 2015	15.2%	↑



ACTIVITY

Cumulative percentage of contracted UDA delivered 2016 & 2017



Month	Adjusted Scheduled Activity (UDA)	
	2016	2017
April	257	565
May	732	1,344
June	1,549	2,112
July	2,547	2,936
August	3,385	3,901
September	4,252	4,756
October	5,015	5,455
November	5,715	6,200
December	6,574	7,038
January	7,040	
February	8,757	
March	9,709	
April	10,071	
May	10,073	
June	10,087	

QUALITY

	Quantity	Base Number	Contract	AT	Region	England
% of FP17s for the same patient ID Re-attending within 3 months - Children	84	1,422	5.9%	11.3%	12.1%	12.4%
% of FP17s for the same patient ID Re-attending within 3 months - Adults	395	3,228	12.2%	15.1%	15.9%	16.6%
% of FP17s for the same patient ID Re-attending between 3 & 9 months - Children	908	1,422	63.9%	58.7%	58.6%	57.5%
% of FP17s for the same patient ID Re-attending between 3 & 9 months - Adults	1,840	3,228	57.0%	49.8%	51.5%	50.4%
% of FP17s for Band 1 Urgent Courses	301	4,408	6.8%	9.5%	8.0%	9.1%
% of FP17s Relating to Free Repair or Replacements	32	4,408	0.7%	0.9%	0.8%	0.8%
% of FP17s Relating to Continuations	31	4,408	0.7%	1.3%	1.2%	1.3%
% of Patients satisfied with the dentistry they have received	7	7	N/A	92.0%	92.8%	92.7%
% of Patients satisfied with the time they had to wait for an appointment	7	7	N/A	86.7%	89.2%	88.8%

* This is based on patients treated on this contract for their most recent course of treatment. Figures in italics indicate the base number of FP17s or Patient Questionnaire responses are less than 100. N/A is shown where the base number of responses is less than 10 during the period. % is calculated as Quantity/Base number*100

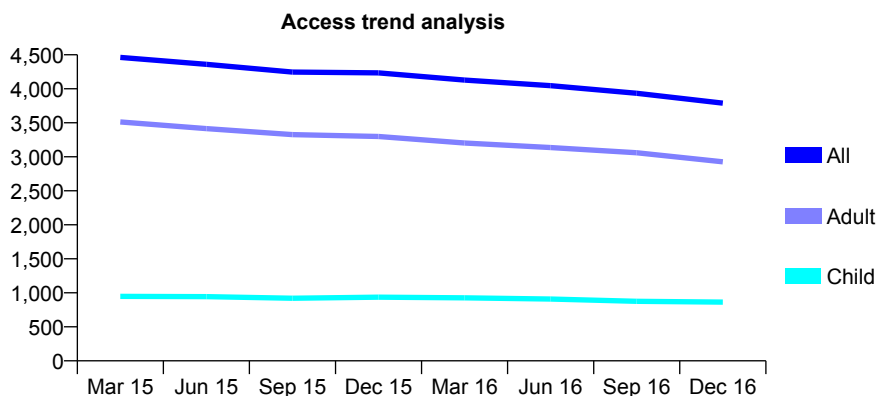
Q56 - Vital Signs At a Glance Contract Report for 664197/0003 - December 2016

Name or company name	St Faiths Dental
Contract type name	GDS Contract
Purpose of contract	General
Contract start date	01/04/2006
Contract end date	

16/17 Contracted general activity (UDA)	10,082
Carry forward general activity (UDA)	-202
16/17 Contracted orthodontic activity (UOA)	0
Carry forward orthodontic activity (UOA)	0
Baseline contract value	£253,418.50

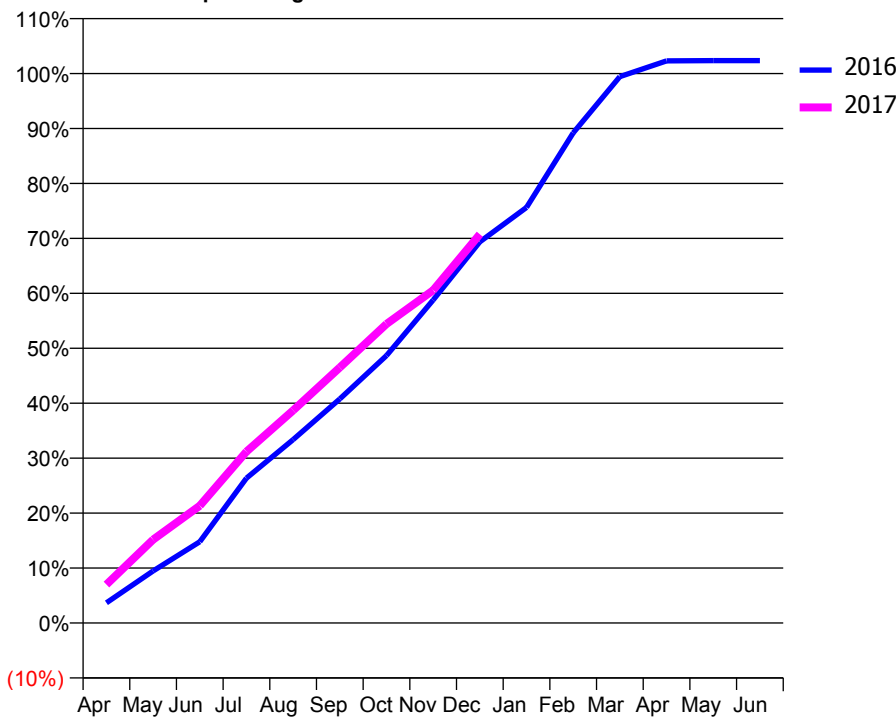
ACCESS*

Patients seen in 24 months	Total	Change since previous quarter
Quarter ending December 2015	4,235	
Quarter ending March 2016	4,129	↓
Quarter ending June 2016	4,046	↓
Quarter ending September 2016	3,935	↓
Quarter ending December 2016	3,790	↓
Variance since December 2015	(10.5%)	↓



ACTIVITY

Cumulative percentage of contracted UDA delivered 2016 & 2017



Adjusted Scheduled Activity (UDA)

Month	2016	2017
April	371	707
May	956	1,530
June	1,491	2,151
July	2,658	3,146
August	3,365	3,901
September	4,111	4,688
October	4,907	5,486
November	5,926	6,106
December	6,992	7,132
January	7,625	
February	8,994	
March	10,025	
April	10,314	
May	10,318	
June	10,318	

QUALITY

	Quantity	Base Number	Contract	AT	Region	England
% of FP17s for the same patient ID Re-attending within 3 months - Children	37	714	5.2%	11.3%	12.1%	12.4%
% of FP17s for the same patient ID Re-attending within 3 months - Adults	295	2,387	12.4%	15.1%	15.9%	16.6%
% of FP17s for the same patient ID Re-attending between 3 & 9 months - Children	272	714	38.1%	58.7%	58.6%	57.5%
% of FP17s for the same patient ID Re-attending between 3 & 9 months - Adults	1,093	2,387	45.8%	49.8%	51.5%	50.4%
% of FP17s for Band 1 Urgent Courses	276	2,977	9.3%	9.5%	8.0%	9.1%
% of FP17s Relating to Free Repair or Replacements	0	2,977	0.0%	0.9%	0.8%	0.8%
% of FP17s Relating to Continuations	19	2,977	0.6%	1.3%	1.2%	1.3%
% of Patients satisfied with the dentistry they have received	2	2	N/A	92.0%	92.8%	92.7%
% of Patients satisfied with the time they had to wait for an appointment	2	2	N/A	86.7%	89.2%	88.8%

* This is based on patients treated on this contract for their most recent course of treatment. Figures in italics indicate the base number of FP17s or Patient Questionnaire responses are less than 100. N/A is shown where the base number of responses is less than 10 during the period. % is calculated as Quantity/Base number*100

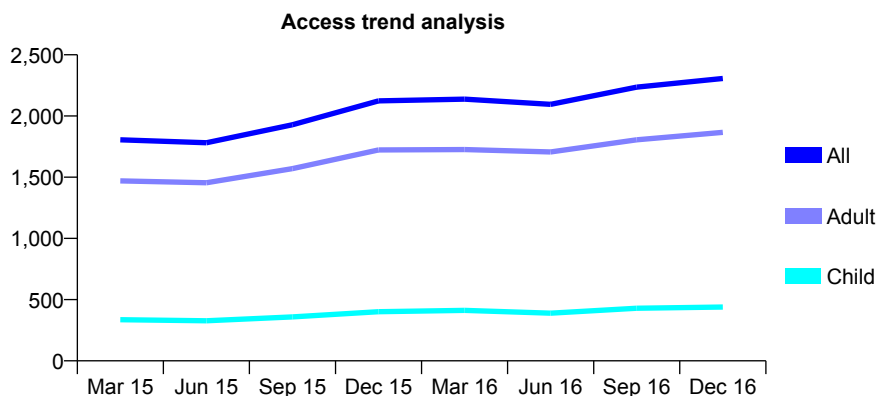
Q56 - Vital Signs At a Glance Contract Report for 673358/0001 - December 2016

Name or company name	MISS SM WEINACHT
Contract type name	GDS Contract
Purpose of contract	General
Contract start date	01/04/2006
Contract end date	

16/17 Contracted general activity (UDA)	6,271
Carry forward general activity (UDA)	-125
16/17 Contracted orthodontic activity (UOA)	0
Carry forward orthodontic activity (UOA)	0
Baseline contract value	£160,374.58

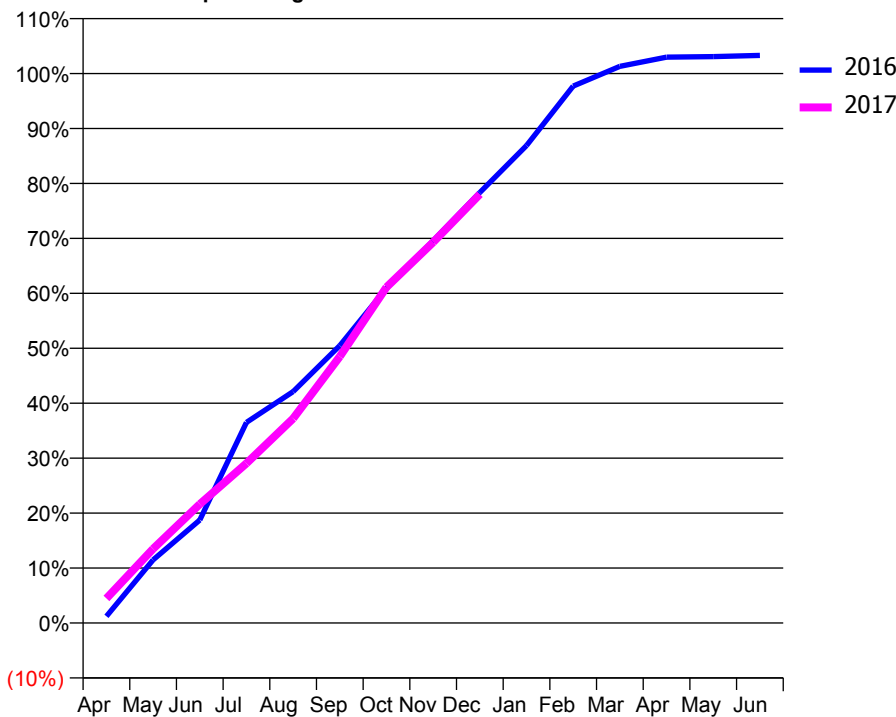
ACCESS*

Patients seen in 24 months	Total	Change since previous quarter
Quarter ending December 2015	2,124	
Quarter ending March 2016	2,138	→
Quarter ending June 2016	2,095	↓
Quarter ending September 2016	2,236	↑
Quarter ending December 2016	2,307	↑
Variance since December 2015	8.6%	↑



ACTIVITY

Cumulative percentage of contracted UDA delivered 2016 & 2017



Month	Adjusted Scheduled Activity (UDA)	
	2016	2017
April	77	280
May	720	846
June	1,175	1,356
July	2,290	1,823
August	2,642	2,334
September	3,165	3,042
October	3,821	3,833
November	4,363	4,345
December	4,913	4,893
January	5,449	
February	6,127	
March	6,353	
April	6,457	
May	6,463	
June	6,477	

QUALITY

	Quantity	Base Number	Contract	AT	Region	England
% of FP17s for the same patient ID Re-attending within 3 months - Children	18	513	3.5%	11.3%	12.1%	12.4%
% of FP17s for the same patient ID Re-attending within 3 months - Adults	163	2,007	8.1%	15.1%	15.9%	16.6%
% of FP17s for the same patient ID Re-attending between 3 & 9 months - Children	262	513	51.1%	58.7%	58.6%	57.5%
% of FP17s for the same patient ID Re-attending between 3 & 9 months - Adults	878	2,007	43.7%	49.8%	51.5%	50.4%
% of FP17s for Band 1 Urgent Courses	163	2,454	6.6%	9.5%	8.0%	9.1%
% of FP17s Relating to Free Repair or Replacements	11	2,454	0.4%	0.9%	0.8%	0.8%
% of FP17s Relating to Continuations	16	2,454	0.7%	1.3%	1.2%	1.3%
% of Patients satisfied with the dentistry they have received	8	8	N/A	92.0%	92.8%	92.7%
% of Patients satisfied with the time they had to wait for an appointment	8	8	N/A	86.7%	89.2%	88.8%

* This is based on patients treated on this contract for their most recent course of treatment. Figures in italics indicate the base number of FP17s or Patient Questionnaire responses are less than 100. N/A is shown where the base number of responses is less than 10 during the period. % is calculated as Quantity/Base number*100

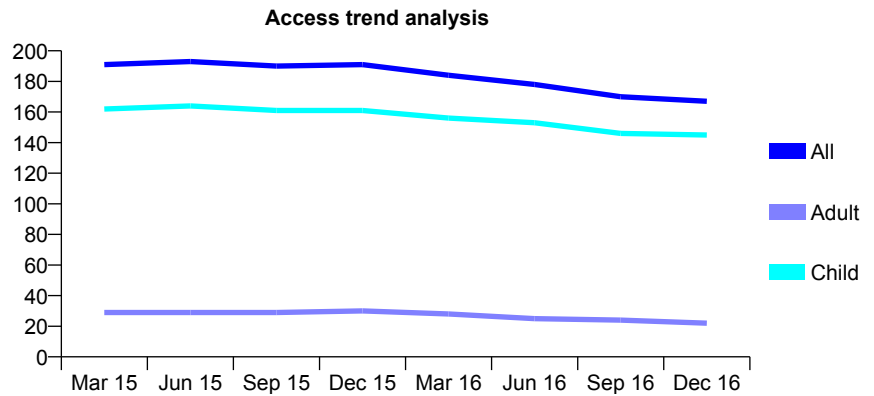
Q56 - Vital Signs At a Glance Contract Report for 674265/0001 - December 2016

Name or company name	MR PT HUMPHREY
Contract type name	GDS Contract
Purpose of contract	General
Contract start date	01/06/2010
Contract end date	

16/17 Contracted general activity (UDA)	447
Carry forward general activity (UDA)	0
16/17 Contracted orthodontic activity (UOA)	0
Carry forward orthodontic activity (UOA)	0
Baseline contract value	£11,788.53

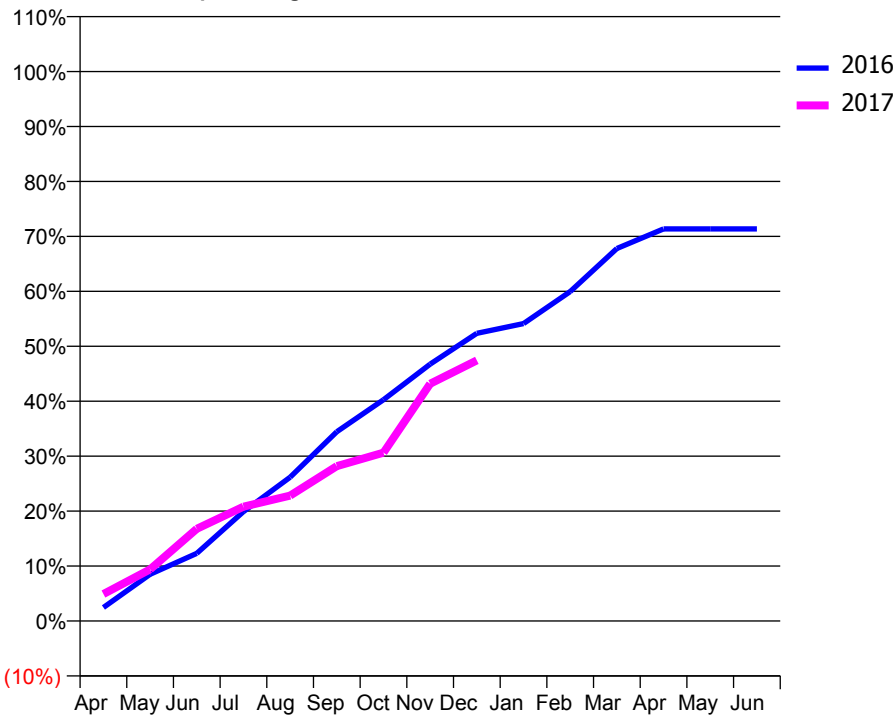
ACCESS*

Patients seen in 24 months	Total	Change since previous quarter
Quarter ending December 2015	191	
Quarter ending March 2016	184	↓
Quarter ending June 2016	178	↓
Quarter ending September 2016	170	↓
Quarter ending December 2016	167	↓
Variance since December 2015	(12.6%)	↓



ACTIVITY

Cumulative percentage of contracted UDA delivered 2016 & 2017



Month	Adjusted Scheduled Activity (UDA)	
	2016	2017
April	11	22
May	38	42
June	55	75
July	89	93
August	117	102
September	154	126
October	180	137
November	209	193
December	234	212
January	242	
February	268	
March	303	
April	319	
May	319	
June	319	

QUALITY

	Quantity	Base Number	Contract	AT	Region	England
% of FP17s for the same patient ID Re-attending within 3 months - Children	6	172	3.5%	11.3%	12.1%	12.4%
% of FP17s for the same patient ID Re-attending within 3 months - Adults	0	5	0.0%	15.1%	15.9%	16.6%
% of FP17s for the same patient ID Re-attending between 3 & 9 months - Children	130	172	75.6%	58.7%	58.6%	57.5%
% of FP17s for the same patient ID Re-attending between 3 & 9 months - Adults	4	5	80.0%	49.8%	51.5%	50.4%
% of FP17s for Band 1 Urgent Courses	0	163	0.0%	9.5%	8.0%	9.1%
% of FP17s Relating to Free Repair or Replacements	0	163	0.0%	0.9%	0.8%	0.8%
% of FP17s Relating to Continuations	0	163	0.0%	1.3%	1.2%	1.3%
% of Patients satisfied with the dentistry they have received	0	0	N/A	92.0%	92.8%	92.7%
% of Patients satisfied with the time they had to wait for an appointment	0	0	N/A	86.7%	89.2%	88.8%

* This is based on patients treated on this contract for their most recent course of treatment. Figures in italics indicate the base number of FP17s or Patient Questionnaire responses are less than 100. N/A is shown where the base number of responses is less than 10 during the period. % is calculated as Quantity/Base number*100

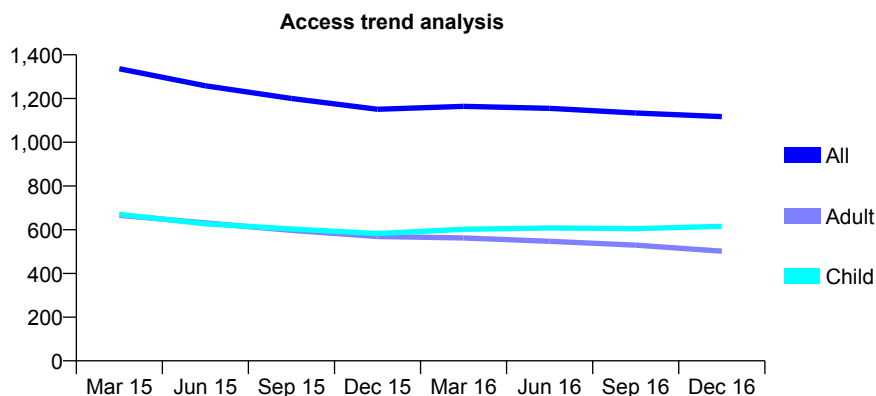
Q56 - Vital Signs At a Glance Contract Report for 676934/0001 - December 2016

Name or company name	MR C DE LUCCHI
Contract type name	GDS Contract
Purpose of contract	General
Contract start date	01/04/2006
Contract end date	

16/17 Contracted general activity (UDA)	3,925
Carry forward general activity (UDA)	0
16/17 Contracted orthodontic activity (UOA)	0
Carry forward orthodontic activity (UOA)	0
Baseline contract value	£89,801.76

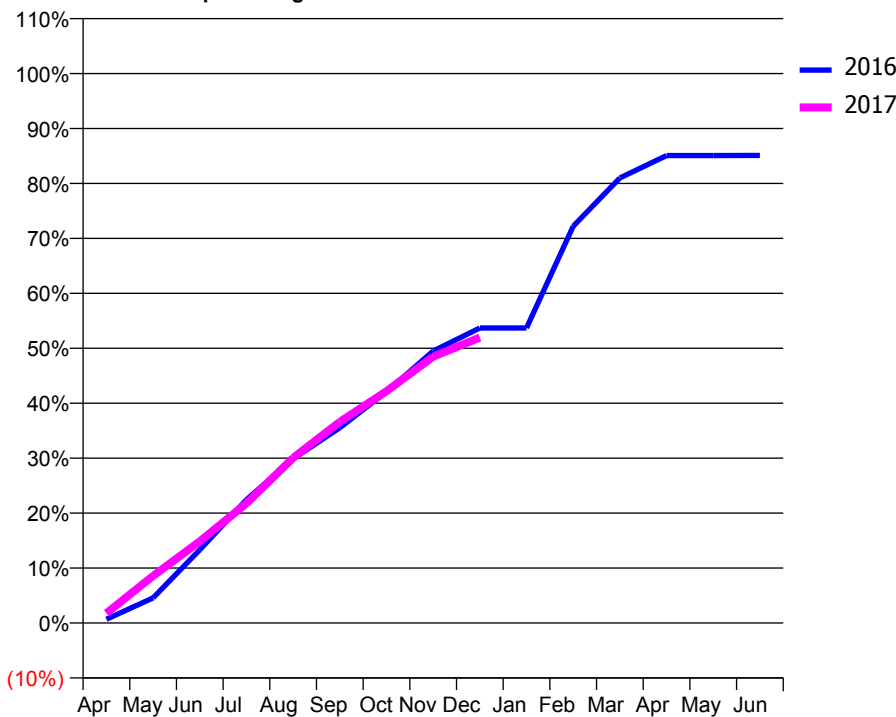
ACCESS*

Patients seen in 24 months	Total	Change since previous quarter
Quarter ending December 2015	1,151	
Quarter ending March 2016	1,164	→
Quarter ending June 2016	1,155	→
Quarter ending September 2016	1,134	↓
Quarter ending December 2016	1,117	↓
Variance since December 2015	(3.0%)	↓



ACTIVITY

Cumulative percentage of contracted UDA delivered 2016 & 2017



Month	Adjusted Scheduled Activity (UDA)	
	2016	2017
April	27	70
May	180	337
June	523	583
July	881	855
August	1,173	1,180
September	1,395	1,437
October	1,652	1,656
November	1,943	1,903
December	2,107	2,038
January	2,107	
February	2,834	
March	3,179	
April	3,339	
May	3,339	
June	3,340	

QUALITY

	Quantity	Base Number	Contract	AT	Region	England
% of FP17s for the same patient ID Re-attending within 3 months - Children	50	675	7.4%	11.3%	12.1%	12.4%
% of FP17s for the same patient ID Re-attending within 3 months - Adults	110	459	24.0%	15.1%	15.9%	16.6%
% of FP17s for the same patient ID Re-attending between 3 & 9 months - Children	392	675	58.1%	58.7%	58.6%	57.5%
% of FP17s for the same patient ID Re-attending between 3 & 9 months - Adults	242	459	52.7%	49.8%	51.5%	50.4%
% of FP17s for Band 1 Urgent Courses	97	1,068	9.1%	9.5%	8.0%	9.1%
% of FP17s Relating to Free Repair or Replacements	0	1,068	0.0%	0.9%	0.8%	0.8%
% of FP17s Relating to Continuations	1	1,068	0.1%	1.3%	1.2%	1.3%
% of Patients satisfied with the dentistry they have received	1	2	N/A	92.0%	92.8%	92.7%
% of Patients satisfied with the time they had to wait for an appointment	1	2	N/A	86.7%	89.2%	88.8%

* This is based on patients treated on this contract for their most recent course of treatment. Figures in italics indicate the base number of FP17s or Patient Questionnaire responses are less than 100. N/A is shown where the base number of responses is less than 10 during the period. % is calculated as Quantity/Base number*100

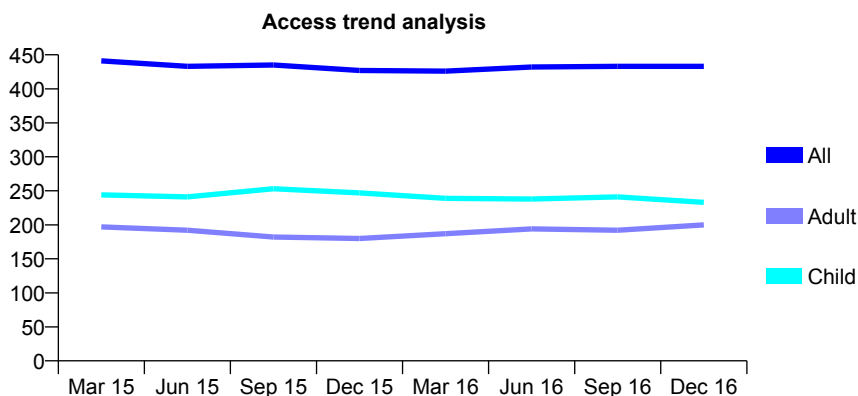
Q56 - Vital Signs At a Glance Contract Report for 729159/0001 - December 2016

Name or company name	MRS AM RAE
Contract type name	GDS Contract
Purpose of contract	General and Orthodontic
Contract start date	01/04/2006
Contract end date	

16/17 Contracted general activity (UDA)	612
Carry forward general activity (UDA)	0
16/17 Contracted orthodontic activity (UOA)	999
Carry forward orthodontic activity (UOA)	0
Baseline contract value	£77,796.52

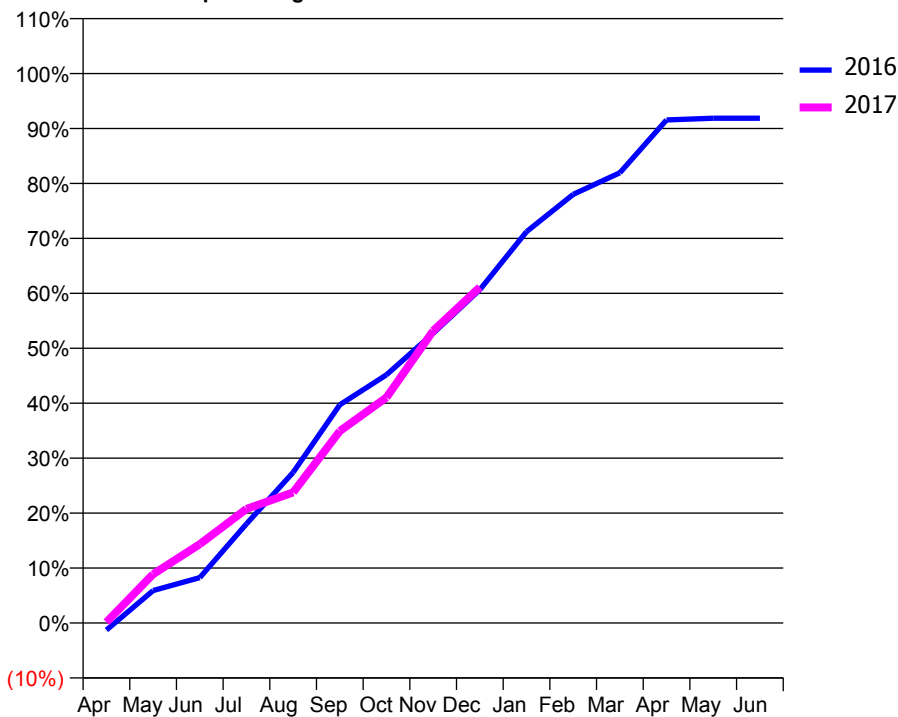
ACCESS*

Patients seen in 24 months	Total	Change since previous quarter
Quarter ending December 2015	427	
Quarter ending March 2016	426	→
Quarter ending June 2016	432	→
Quarter ending September 2016	433	→
Quarter ending December 2016	433	→
Variance since December 2015	1.4%	→



ACTIVITY

Cumulative percentage of contracted UDA delivered 2016 & 2017



Month	Adjusted Scheduled Activity (UDA)	
	2016	2017
April	-8	1
May	36	54
June	51	88
July	110	127
August	168	145
September	243	214
October	276	251
November	323	325
December	371	374
January	436	
February	477	
March	501	
April	560	
May	562	
June	562	

QUALITY

	Quantity	Base Number	Contract	AT	Region	England
% of FP17s for the same patient ID Re-attending within 3 months - Children	11	303	3.6%	11.3%	12.1%	12.4%
% of FP17s for the same patient ID Re-attending within 3 months - Adults	10	124	8.1%	15.1%	15.9%	16.6%
% of FP17s for the same patient ID Re-attending between 3 & 9 months - Children	111	303	36.6%	58.7%	58.6%	57.5%
% of FP17s for the same patient ID Re-attending between 3 & 9 months - Adults	38	124	30.6%	49.8%	51.5%	50.4%
% of FP17s for Band 1 Urgent Courses	20	266	7.5%	9.5%	8.0%	9.1%
% of FP17s Relating to Free Repair or Replacements	0	266	0.0%	0.9%	0.8%	0.8%
% of FP17s Relating to Continuations	0	266	0.0%	1.3%	1.2%	1.3%
% of Patients satisfied with the dentistry they have received	0	0	N/A	92.0%	92.8%	92.7%
% of Patients satisfied with the time they had to wait for an appointment	0	0	N/A	86.7%	89.2%	88.8%

* This is based on patients treated on this contract for their most recent course of treatment. Figures in italics indicate the base number of FP17s or Patient Questionnaire responses are less than 100. N/A is shown where the base number of responses is less than 10 during the period. % is calculated as Quantity/Base number*100

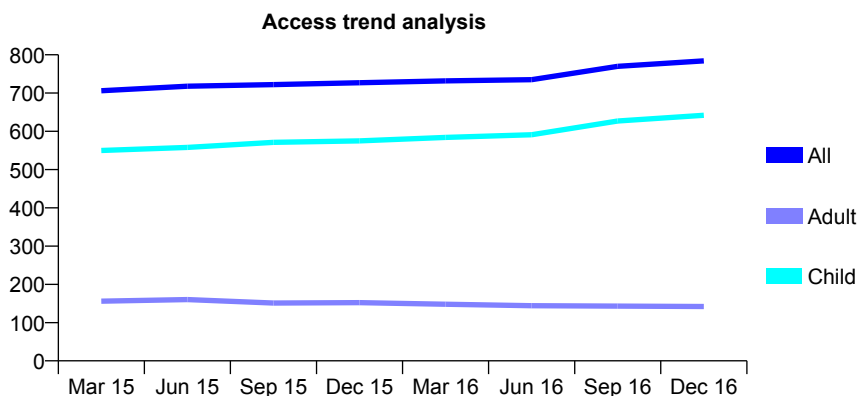
Q56 - Vital Signs At a Glance Contract Report for 731692/0001 - December 2016

Name or company name	MR MC ACKERMAN
Contract type name	GDS Contract
Purpose of contract	General
Contract start date	01/04/2006
Contract end date	

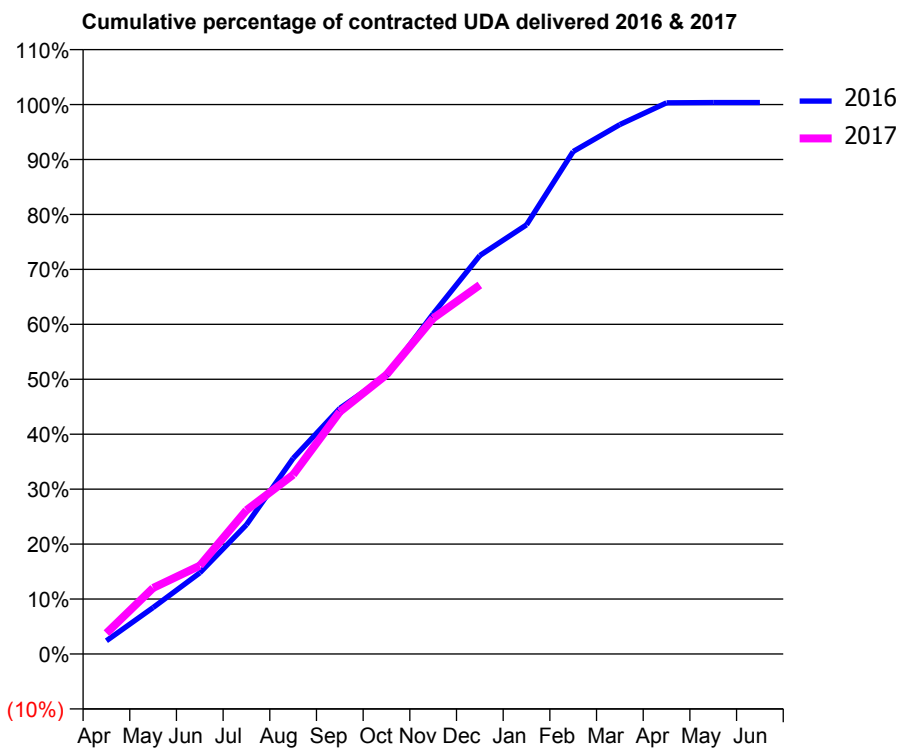
16/17 Contracted general activity (UDA)	1,721
Carry forward general activity (UDA)	-6
16/17 Contracted orthodontic activity (UOA)	0
Carry forward orthodontic activity (UOA)	0
Baseline contract value	£35,563.50

ACCESS*

Patients seen in 24 months	Total	Change since previous quarter
Quarter ending December 2015	727	
Quarter ending March 2016	732	→
Quarter ending June 2016	735	→
Quarter ending September 2016	770	↑
Quarter ending December 2016	784	→
Variance since December 2015	7.8%	↑



ACTIVITY



Month	Adjusted Scheduled Activity (UDA)	
	2016	2017
April	42	65
May	146	207
June	254	277
July	405	451
August	613	561
September	769	759
October	871	875
November	1,066	1,052
December	1,248	1,156
January	1,344	
February	1,574	
March	1,658	
April	1,726	
May	1,727	
June	1,727	

QUALITY

	Quantity	Base Number	Contract	AT	Region	England
% of FP17s for the same patient ID Re-attending within 3 months - Children	43	745	5.8%	11.3%	12.1%	12.4%
% of FP17s for the same patient ID Re-attending within 3 months - Adults	5	92	5.4%	15.1%	15.9%	16.6%
% of FP17s for the same patient ID Re-attending between 3 & 9 months - Children	506	745	67.9%	58.7%	58.6%	57.5%
% of FP17s for the same patient ID Re-attending between 3 & 9 months - Adults	73	92	79.3%	49.8%	51.5%	50.4%
% of FP17s for Band 1 Urgent Courses	35	791	4.4%	9.5%	8.0%	9.1%
% of FP17s Relating to Free Repair or Replacements	0	791	0.0%	0.9%	0.8%	0.8%
% of FP17s Relating to Continuations	0	791	0.0%	1.3%	1.2%	1.3%
% of Patients satisfied with the dentistry they have received	2	2	N/A	92.0%	92.8%	92.7%
% of Patients satisfied with the time they had to wait for an appointment	2	2	N/A	86.7%	89.2%	88.8%

* This is based on patients treated on this contract for their most recent course of treatment. Figures in italics indicate the base number of FP17s or Patient Questionnaire responses are less than 100. N/A is shown where the base number of responses is less than 10 during the period. % is calculated as Quantity/Base number*100

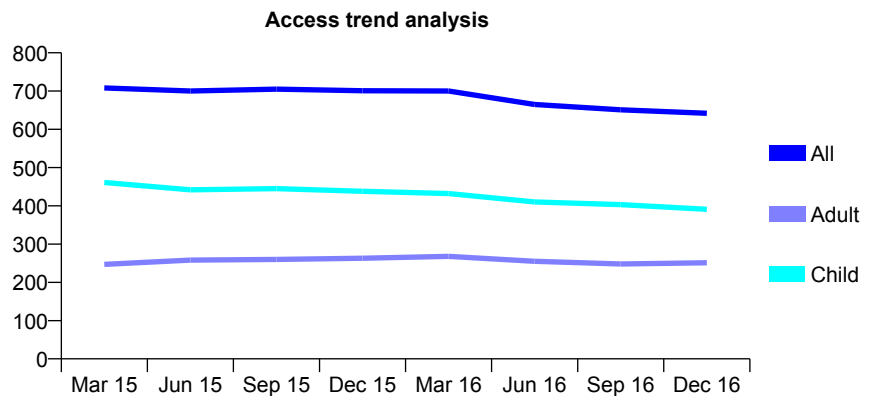
Q56 - Vital Signs At a Glance Contract Report for 732184/0001 - December 2016

Name or company name	Mr PK McMenemy
Contract type name	GDS Contract
Purpose of contract	General
Contract start date	01/04/2006
Contract end date	

16/17 Contracted general activity (UDA)	1,100
Carry forward general activity (UDA)	0
16/17 Contracted orthodontic activity (UOA)	0
Carry forward orthodontic activity (UOA)	0
Baseline contract value	£28,891.83

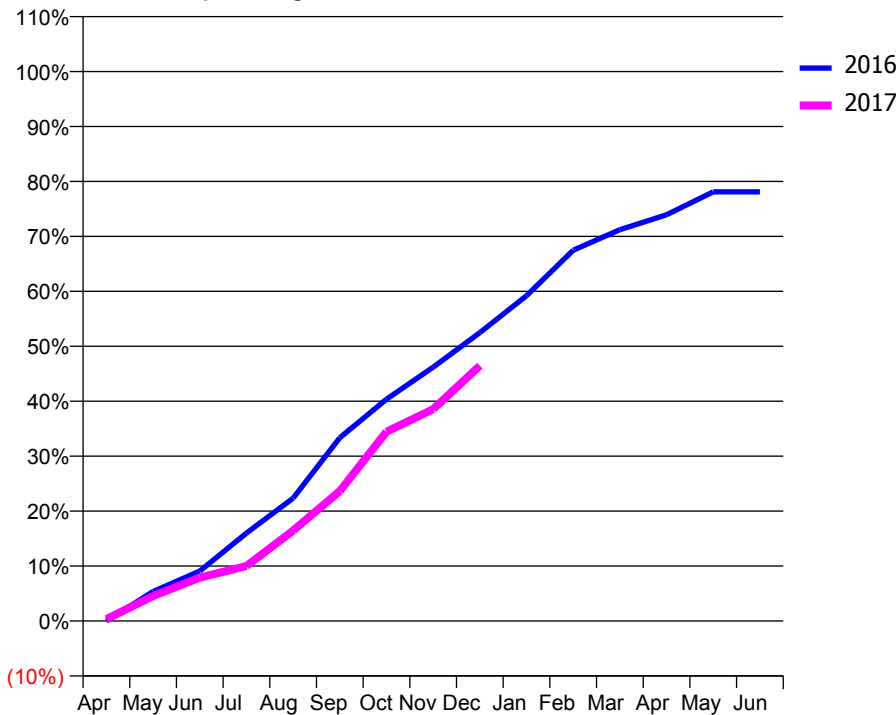
ACCESS*

Patients seen in 24 months	Total	Change since previous quarter
Quarter ending December 2015	701	
Quarter ending March 2016	700	→
Quarter ending June 2016	665	↓
Quarter ending September 2016	651	↓
Quarter ending December 2016	642	↓
Variance since December 2015	(8.4%)	↓



ACTIVITY

Cumulative percentage of contracted UDA delivered 2016 & 2017



Month	Adjusted Scheduled Activity (UDA)	
	2016	2017
April	0	4
May	59	50
June	100	87
July	176	110
August	246	181
September	367	260
October	444	379
November	508	424
December	577	511
January	651	
February	742	
March	783	
April	813	
May	859	
June	859	

QUALITY

	Quantity	Base Number	Contract	AT	Region	England
% of FP17s for the same patient ID Re-attending within 3 months - Children	18	413	4.4%	11.3%	12.1%	12.4%
% of FP17s for the same patient ID Re-attending within 3 months - Adults	1	127	0.8%	15.1%	15.9%	16.6%
% of FP17s for the same patient ID Re-attending between 3 & 9 months - Children	224	413	54.2%	58.7%	58.6%	57.5%
% of FP17s for the same patient ID Re-attending between 3 & 9 months - Adults	57	127	44.9%	49.8%	51.5%	50.4%
% of FP17s for Band 1 Urgent Courses	0	456	0.0%	9.5%	8.0%	9.1%
% of FP17s Relating to Free Repair or Replacements	0	456	0.0%	0.9%	0.8%	0.8%
% of FP17s Relating to Continuations	0	456	0.0%	1.3%	1.2%	1.3%
% of Patients satisfied with the dentistry they have received	0	0	N/A	92.0%	92.8%	92.7%
% of Patients satisfied with the time they had to wait for an appointment	0	0	N/A	86.7%	89.2%	88.8%

* This is based on patients treated on this contract for their most recent course of treatment. Figures in italics indicate the base number of FP17s or Patient Questionnaire responses are less than 100. N/A is shown where the base number of responses is less than 10 during the period. % is calculated as Quantity/Base number*100

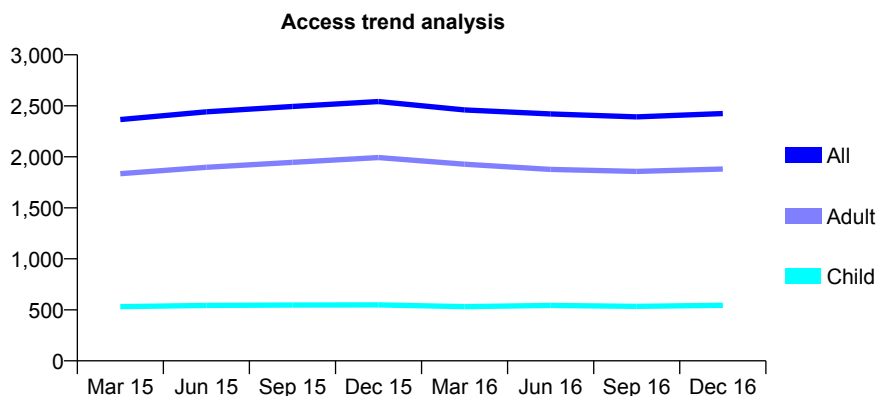
Q56 - Vital Signs At a Glance Contract Report for 732524/0001 - December 2016

Name or company name	MR PG MULLINS
Contract type name	GDS Contract
Purpose of contract	General
Contract start date	01/04/2006
Contract end date	

16/17 Contracted general activity (UDA)	5,240
Carry forward general activity (UDA)	-105
16/17 Contracted orthodontic activity (UOA)	0
Carry forward orthodontic activity (UOA)	0
Baseline contract value	£167,727.71

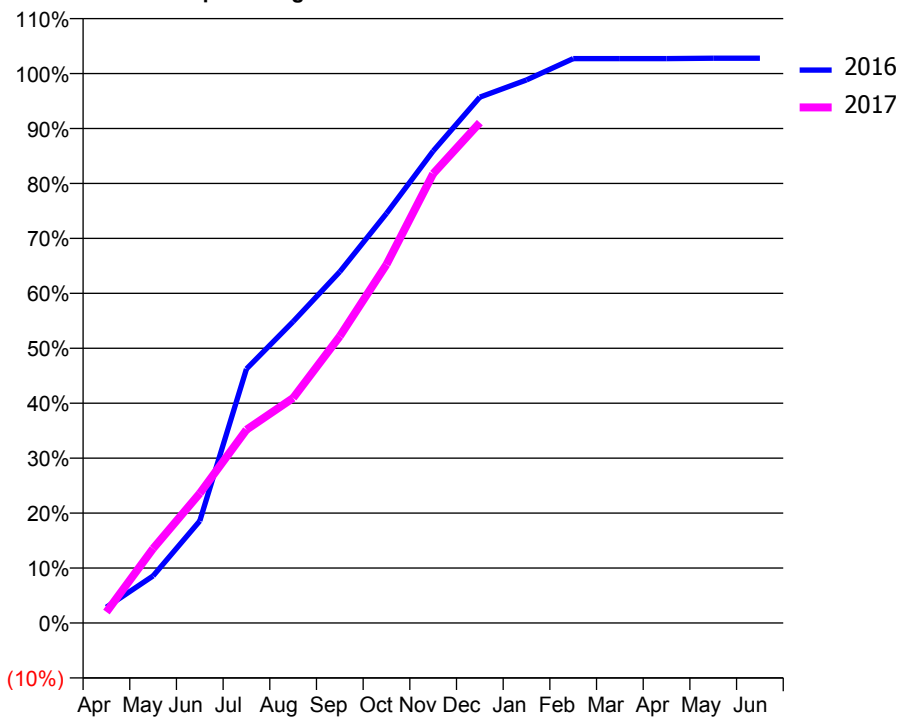
ACCESS*

Patients seen in 24 months	Total	Change since previous quarter
Quarter ending December 2015	2,542	
Quarter ending March 2016	2,460	↓
Quarter ending June 2016	2,420	↓
Quarter ending September 2016	2,391	↓
Quarter ending December 2016	2,424	→
Variance since December 2015	(4.6%)	↓



ACTIVITY

Cumulative percentage of contracted UDA delivered 2016 & 2017



Month	Adjusted Scheduled Activity (UDA)	
	2016	2017
April	151	105
May	450	711
June	973	1,236
July	2,423	1,843
August	2,874	2,146
September	3,350	2,735
October	3,906	3,418
November	4,500	4,284
December	5,014	4,772
January	5,178	
February	5,382	
March	5,382	
April	5,382	
May	5,386	
June	5,386	

QUALITY

	Quantity	Base Number	Contract	AT	Region	England
% of FP17s for the same patient ID Re-attending within 3 months - Children	65	809	8.0%	11.3%	12.1%	12.4%
% of FP17s for the same patient ID Re-attending within 3 months - Adults	559	1,963	28.5%	15.1%	15.9%	16.6%
% of FP17s for the same patient ID Re-attending between 3 & 9 months - Children	555	809	68.6%	58.7%	58.6%	57.5%
% of FP17s for the same patient ID Re-attending between 3 & 9 months - Adults	821	1,963	41.8%	49.8%	51.5%	50.4%
% of FP17s for Band 1 Urgent Courses	160	2,768	5.8%	9.5%	8.0%	9.1%
% of FP17s Relating to Free Repair or Replacements	114	2,768	4.1%	0.9%	0.8%	0.8%
% of FP17s Relating to Continuations	23	2,768	0.8%	1.3%	1.2%	1.3%
% of Patients satisfied with the dentistry they have received	12	12	100.0%	92.0%	92.8%	92.7%
% of Patients satisfied with the time they had to wait for an appointment	11	12	91.7%	86.7%	89.2%	88.8%

* This is based on patients treated on this contract for their most recent course of treatment. Figures in italics indicate the base number of FP17s or Patient Questionnaire responses are less than 100. N/A is shown where the base number of responses is less than 10 during the period. % is calculated as Quantity/Base number*100

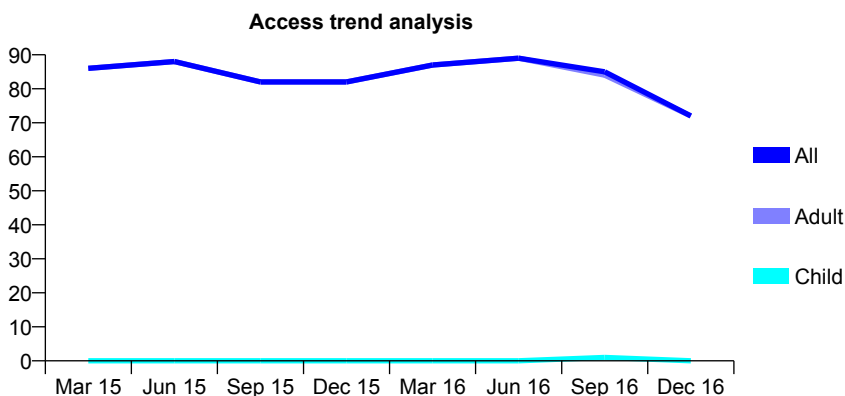
Q56 - Vital Signs At a Glance Contract Report for 732524/0002 - December 2016

Name or company name	MR PG MULLINS
Contract type name	PDS Contract
Purpose of contract	General
Contract start date	18/05/2006
Contract end date	31/03/2020

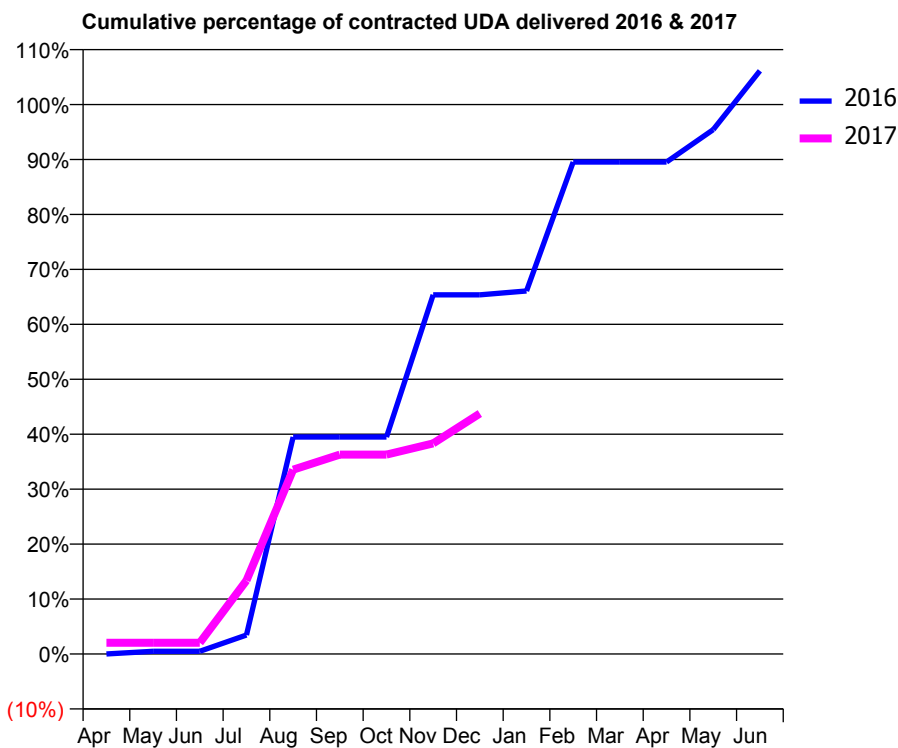
16/17 Contracted general activity (UDA)	441
Carry forward general activity (UDA)	-9
16/17 Contracted orthodontic activity (UOA)	0
Carry forward orthodontic activity (UOA)	0
Baseline contract value	£32,027.77

ACCESS*

Patients seen in 24 months	Total	Change since previous quarter
Quarter ending December 2015	82	
Quarter ending March 2016	87	↑
Quarter ending June 2016	89	↑
Quarter ending September 2016	85	↓
Quarter ending December 2016	72	↓
Variance since December 2015	(12.2%)	↓



ACTIVITY



Month	Adjusted Scheduled Activity (UDA)	
	2016	2017
April	0	9
May	2	9
June	2	9
July	15	59
August	174	148
September	174	160
October	174	160
November	288	169
December	288	193
January	291	
February	395	
March	395	
April	395	
May	421	
June	468	

QUALITY

	Quantity	Base Number	Contract	AT	Region	England
% of FP17s for the same patient ID Re-attending within 3 months - Children	0	0	N/A	11.3%	12.1%	12.4%
% of FP17s for the same patient ID Re-attending within 3 months - Adults	1	28	3.6%	15.1%	15.9%	16.6%
% of FP17s for the same patient ID Re-attending between 3 & 9 months - Children	0	0	N/A	58.7%	58.6%	57.5%
% of FP17s for the same patient ID Re-attending between 3 & 9 months - Adults	2	28	7.1%	49.8%	51.5%	50.4%
% of FP17s for Band 1 Urgent Courses	0	19	0.0%	9.5%	8.0%	9.1%
% of FP17s Relating to Free Repair or Replacements	0	19	0.0%	0.9%	0.8%	0.8%
% of FP17s Relating to Continuations	0	19	0.0%	1.3%	1.2%	1.3%
% of Patients satisfied with the dentistry they have received	0	0	N/A	92.0%	92.8%	92.7%
% of Patients satisfied with the time they had to wait for an appointment	0	0	N/A	86.7%	89.2%	88.8%

* This is based on patients treated on this contract for their most recent course of treatment. Figures in italics indicate the base number of FP17s or Patient Questionnaire responses are less than 100. N/A is shown where the base number of responses is less than 10 during the period. % is calculated as Quantity/Base number*100

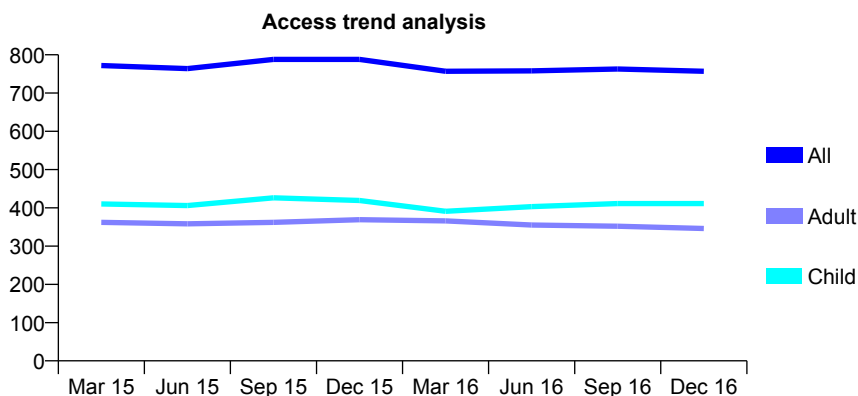
Q56 - Vital Signs At a Glance Contract Report for 736619/0001 - December 2016

Name or company name	MR DB BUCHANAN
Contract type name	PDS Contract
Purpose of contract	General and Orthodontic
Contract start date	01/08/2010
Contract end date	31/03/2018

16/17 Contracted general activity (UDA)	1,628
Carry forward general activity (UDA)	-33
16/17 Contracted orthodontic activity (UOA)	1,257
Carry forward orthodontic activity (UOA)	-25
Baseline contract value	£126,117.41

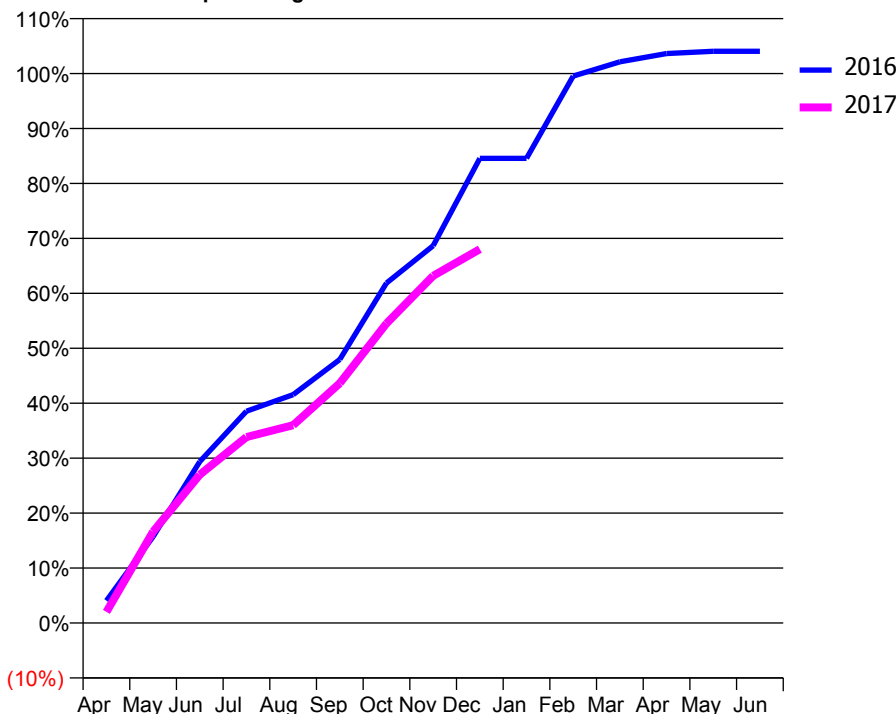
ACCESS*

Patients seen in 24 months	Total	Change since previous quarter
Quarter ending December 2015	788	
Quarter ending March 2016	757	↓
Quarter ending June 2016	758	→
Quarter ending September 2016	763	→
Quarter ending December 2016	757	→
Variance since December 2015	(3.9%)	↓



ACTIVITY

Cumulative percentage of contracted UDA delivered 2016 & 2017



Month	Adjusted Scheduled Activity (UDA)	
	2016	2017
April	66	33
May	256	271
June	478	440
July	627	551
August	677	586
September	781	711
October	1,007	887
November	1,118	1,028
December	1,377	1,108
January	1,377	
February	1,620	
March	1,663	
April	1,687	
May	1,694	
June	1,694	

QUALITY

	Quantity	Base Number	Contract	AT	Region	England
% of FP17s for the same patient ID Re-attending within 3 months - Children	72	600	12.0%	11.3%	12.1%	12.4%
% of FP17s for the same patient ID Re-attending within 3 months - Adults	8	200	4.0%	15.1%	15.9%	16.6%
% of FP17s for the same patient ID Re-attending between 3 & 9 months - Children	323	600	53.8%	58.7%	58.6%	57.5%
% of FP17s for the same patient ID Re-attending between 3 & 9 months - Adults	82	200	41.0%	49.8%	51.5%	50.4%
% of FP17s for Band 1 Urgent Courses	33	693	4.8%	9.5%	8.0%	9.1%
% of FP17s Relating to Free Repair or Replacements	0	693	0.0%	0.9%	0.8%	0.8%
% of FP17s Relating to Continuations	3	693	0.4%	1.3%	1.2%	1.3%
% of Patients satisfied with the dentistry they have received	1	1	N/A	92.0%	92.8%	92.7%
% of Patients satisfied with the time they had to wait for an appointment	1	1	N/A	86.7%	89.2%	88.8%

* This is based on patients treated on this contract for their most recent course of treatment. Figures in italics indicate the base number of FP17s or Patient Questionnaire responses are less than 100. N/A is shown where the base number of responses is less than 10 during the period. % is calculated as Quantity/Base number*100

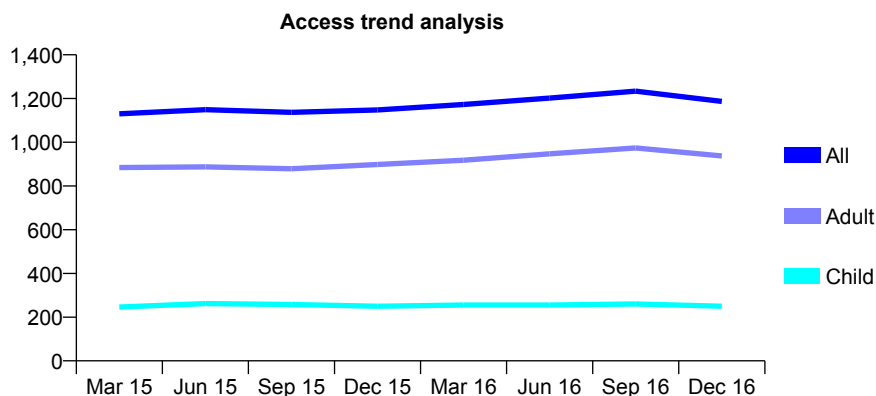
Q56 - Vital Signs At a Glance Contract Report for 740233/0001 - December 2016

Name or company name	MR ML CROWE
Contract type name	GDS Contract
Purpose of contract	General
Contract start date	01/04/2006
Contract end date	

16/17 Contracted general activity (UDA)	3,547
Carry forward general activity (UDA)	81
16/17 Contracted orthodontic activity (UOA)	0
Carry forward orthodontic activity (UOA)	0
Baseline contract value	£87,945.17

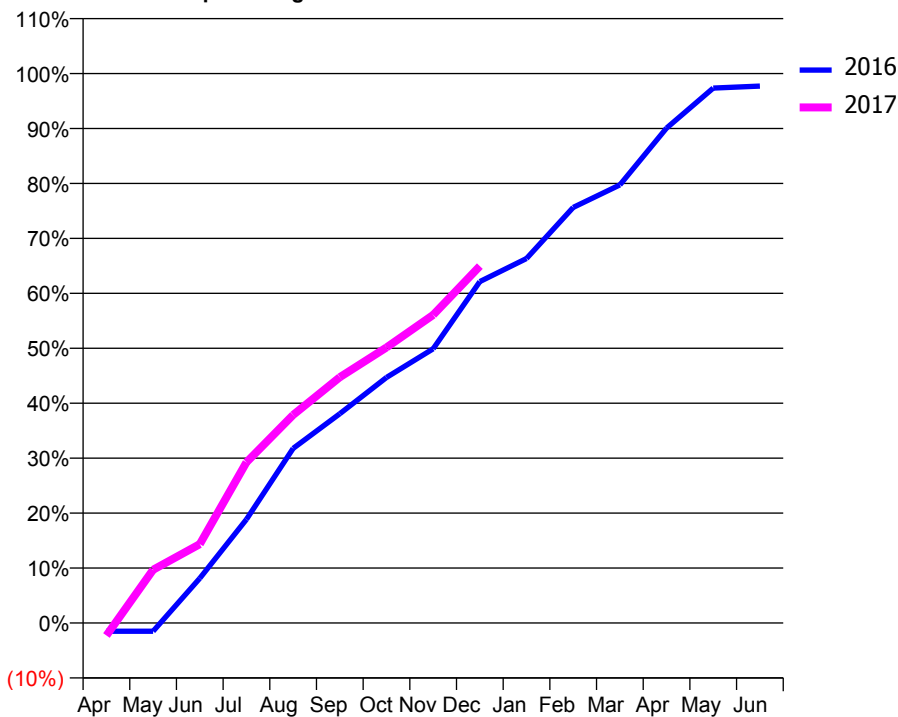
ACCESS*

Patients seen in 24 months	Total	Change since previous quarter
Quarter ending December 2015	1,148	
Quarter ending March 2016	1,173	↑
Quarter ending June 2016	1,202	↑
Quarter ending September 2016	1,234	↑
Quarter ending December 2016	1,187	↓
Variance since December 2015	3.4%	↑



ACTIVITY

Cumulative percentage of contracted UDA delivered 2016 & 2017



Month	Adjusted Scheduled Activity (UDA)	
	2016	2017
April	-54	-81
May	-54	344
June	289	509
July	669	1,038
August	1,127	1,343
September	1,351	1,587
October	1,585	1,778
November	1,770	1,989
December	2,204	2,304
January	2,353	
February	2,682	
March	2,828	
April	3,195	
May	3,453	
June	3,466	

QUALITY

	Quantity	Base Number	Contract	AT	Region	England
% of FP17s for the same patient ID Re-attending within 3 months - Children	10	184	5.4%	11.3%	12.1%	12.4%
% of FP17s for the same patient ID Re-attending within 3 months - Adults	54	702	7.7%	15.1%	15.9%	16.6%
% of FP17s for the same patient ID Re-attending between 3 & 9 months - Children	24	184	13.0%	58.7%	58.6%	57.5%
% of FP17s for the same patient ID Re-attending between 3 & 9 months - Adults	135	702	19.2%	49.8%	51.5%	50.4%
% of FP17s for Band 1 Urgent Courses	161	726	22.2%	9.5%	8.0%	9.1%
% of FP17s Relating to Free Repair or Replacements	1	726	0.1%	0.9%	0.8%	0.8%
% of FP17s Relating to Continuations	3	726	0.4%	1.3%	1.2%	1.3%
% of Patients satisfied with the dentistry they have received	8	8	N/A	92.0%	92.8%	92.7%
% of Patients satisfied with the time they had to wait for an appointment	6	8	N/A	86.7%	89.2%	88.8%

* This is based on patients treated on this contract for their most recent course of treatment. Figures in italics indicate the base number of FP17s or Patient Questionnaire responses are less than 100. N/A is shown where the base number of responses is less than 10 during the period. % is calculated as Quantity/Base number*100

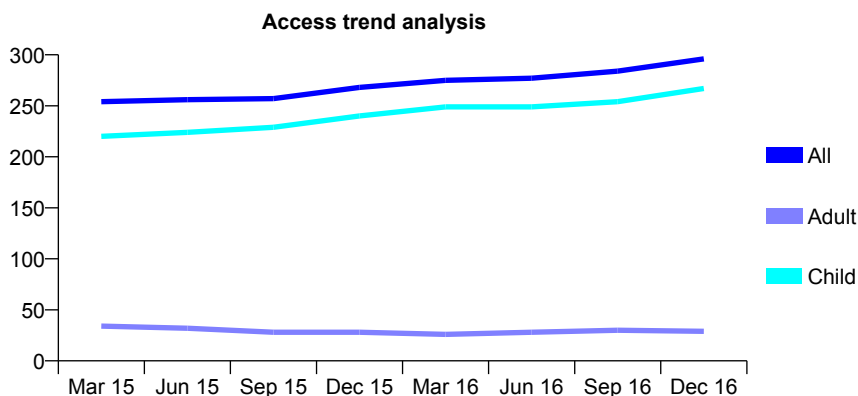
Q56 - Vital Signs At a Glance Contract Report for 740985/0001 - December 2016

Name or company name	MR B WILKINSON
Contract type name	GDS Contract
Purpose of contract	General
Contract start date	01/04/2006
Contract end date	

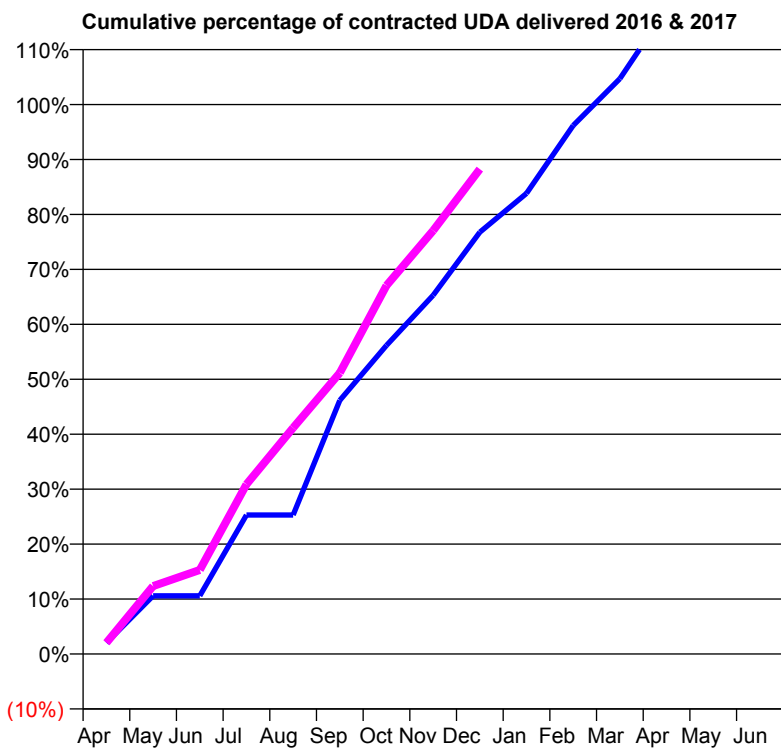
16/17 Contracted general activity (UDA)	340
Carry forward general activity (UDA)	-7
16/17 Contracted orthodontic activity (UOA)	0
Carry forward orthodontic activity (UOA)	0
Baseline contract value	£7,528.26

ACCESS*

Patients seen in 24 months	Total	Change since previous quarter
Quarter ending December 2015	268	
Quarter ending March 2016	275	↑
Quarter ending June 2016	277	→
Quarter ending September 2016	284	↑
Quarter ending December 2016	296	↑
Variance since December 2015	10.4%	↑



ACTIVITY



Month	Adjusted Scheduled Activity (UDA)	
	2016	2017
April	7	7
May	36	42
June	36	52
July	86	105
August	86	140
September	157	174
October	191	228
November	222	262
December	261	300
January	285	
February	327	
March	356	
April	399	
May	407	
June	407	

QUALITY

	Quantity	Base Number	Contract	AT	Region	England
% of FP17s for the same patient ID Re-attending within 3 months - Children	20	287	7.0%	11.3%	12.1%	12.4%
% of FP17s for the same patient ID Re-attending within 3 months - Adults	0	3	0.0%	15.1%	15.9%	16.6%
% of FP17s for the same patient ID Re-attending between 3 & 9 months - Children	171	287	59.6%	58.7%	58.6%	57.5%
% of FP17s for the same patient ID Re-attending between 3 & 9 months - Adults	3	3	100.0%	49.8%	51.5%	50.4%
% of FP17s for Band 1 Urgent Courses	0	249	0.0%	9.5%	8.0%	9.1%
% of FP17s Relating to Free Repair or Replacements	0	249	0.0%	0.9%	0.8%	0.8%
% of FP17s Relating to Continuations	0	249	0.0%	1.3%	1.2%	1.3%
% of Patients satisfied with the dentistry they have received	0	0	N/A	92.0%	92.8%	92.7%
% of Patients satisfied with the time they had to wait for an appointment	0	0	N/A	86.7%	89.2%	88.8%

* This is based on patients treated on this contract for their most recent course of treatment. Figures in italics indicate the base number of FP17s or Patient Questionnaire responses are less than 100. N/A is shown where the base number of responses is less than 10 during the period. % is calculated as Quantity/Base number*100

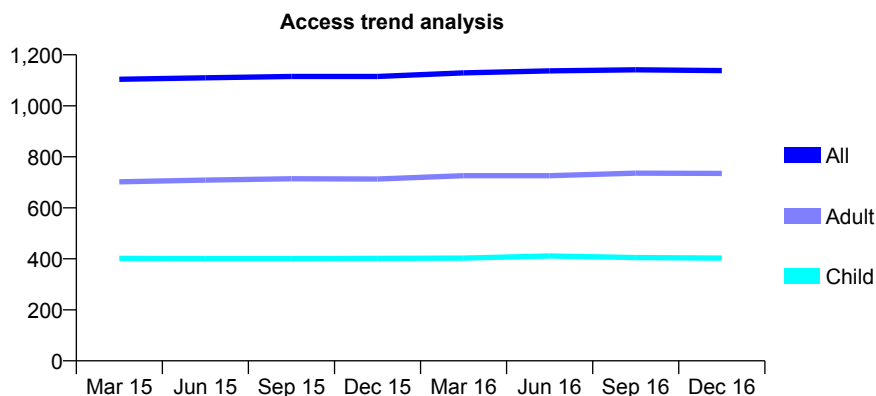
Q56 - Vital Signs At a Glance Contract Report for 741965/0001 - December 2016

Name or company name	MR SR ELPHICK
Contract type name	GDS Contract
Purpose of contract	General
Contract start date	01/04/2006
Contract end date	

16/17 Contracted general activity (UDA)	3,200
Carry forward general activity (UDA)	0
16/17 Contracted orthodontic activity (UOA)	0
Carry forward orthodontic activity (UOA)	0
Baseline contract value	£72,503.91

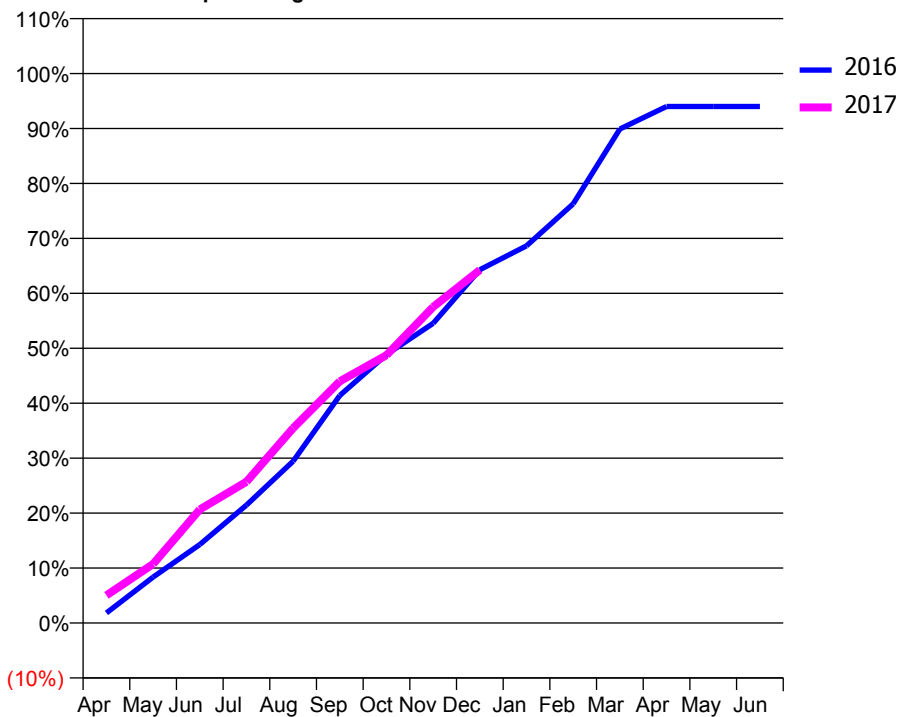
ACCESS*

Patients seen in 24 months	Total	Change since previous quarter
Quarter ending December 2015	1,115	
Quarter ending March 2016	1,129	→
Quarter ending June 2016	1,137	→
Quarter ending September 2016	1,141	→
Quarter ending December 2016	1,138	→
Variance since December 2015	2.1%	↑



ACTIVITY

Cumulative percentage of contracted UDA delivered 2016 & 2017



Month	Adjusted Scheduled Activity (UDA)	
	2016	2017
April	58	161
May	268	344
June	457	661
July	687	823
August	942	1,135
September	1,325	1,407
October	1,563	1,560
November	1,746	1,841
December	2,058	2,056
January	2,197	
February	2,441	
March	2,877	
April	3,008	
May	3,008	
June	3,008	

QUALITY

	Quantity	Base Number	Contract	AT	Region	England
% of FP17s for the same patient ID Re-attending within 3 months - Children	33	478	6.9%	11.3%	12.1%	12.4%
% of FP17s for the same patient ID Re-attending within 3 months - Adults	124	845	14.7%	15.1%	15.9%	16.6%
% of FP17s for the same patient ID Re-attending between 3 & 9 months - Children	312	478	65.3%	58.7%	58.6%	57.5%
% of FP17s for the same patient ID Re-attending between 3 & 9 months - Adults	532	845	63.0%	49.8%	51.5%	50.4%
% of FP17s for Band 1 Urgent Courses	73	1,254	5.8%	9.5%	8.0%	9.1%
% of FP17s Relating to Free Repair or Replacements	0	1,254	0.0%	0.9%	0.8%	0.8%
% of FP17s Relating to Continuations	8	1,254	0.6%	1.3%	1.2%	1.3%
% of Patients satisfied with the dentistry they have received	1	1	N/A	92.0%	92.8%	92.7%
% of Patients satisfied with the time they had to wait for an appointment	1	1	N/A	86.7%	89.2%	88.8%

* This is based on patients treated on this contract for their most recent course of treatment. Figures in italics indicate the base number of FP17s or Patient Questionnaire responses are less than 100. N/A is shown where the base number of responses is less than 10 during the period. % is calculated as Quantity/Base number*100

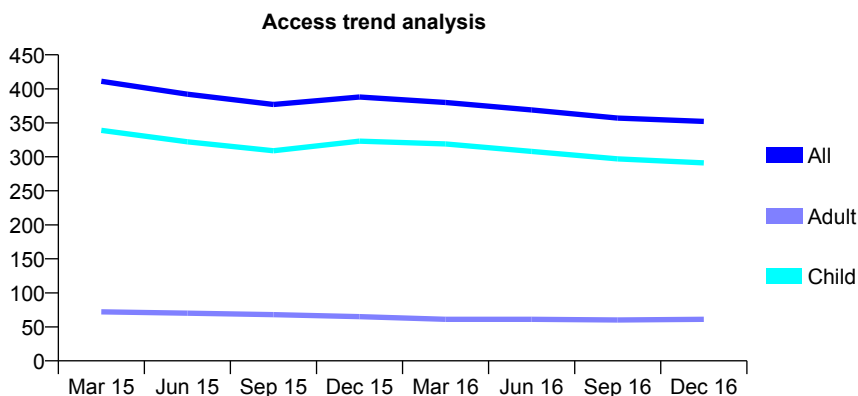
Q56 - Vital Signs At a Glance Contract Report for 749885/0001 - December 2016

Name or company name	MR CN TAYLOR
Contract type name	GDS Contract
Purpose of contract	General
Contract start date	01/04/2006
Contract end date	

16/17 Contracted general activity (UDA)	700
Carry forward general activity (UDA)	0
16/17 Contracted orthodontic activity (UOA)	0
Carry forward orthodontic activity (UOA)	0
Baseline contract value	£19,930.24

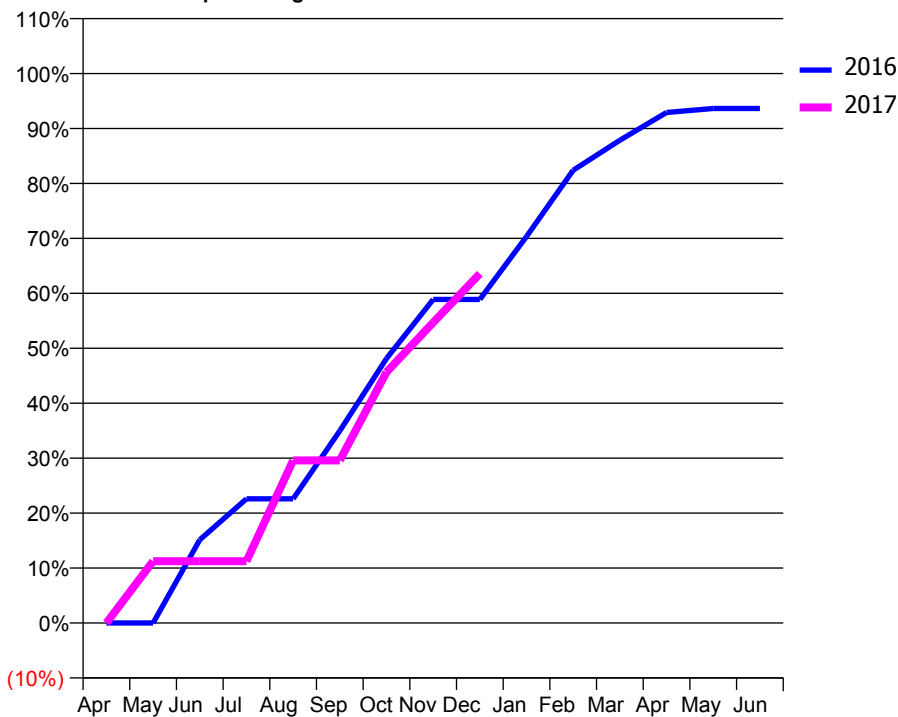
ACCESS*

Patients seen in 24 months	Total	Change since previous quarter
Quarter ending December 2015	388	
Quarter ending March 2016	380	↓
Quarter ending June 2016	369	↓
Quarter ending September 2016	357	↓
Quarter ending December 2016	352	↓
Variance since December 2015	(9.3%)	↓



ACTIVITY

Cumulative percentage of contracted UDA delivered 2016 & 2017



Month	Adjusted Scheduled Activity (UDA)	
	2016	2017
April	0	0
May	0	79
June	106	79
July	158	79
August	158	207
September	245	207
October	337	320
November	412	383
December	412	445
January	492	
February	577	
March	615	
April	650	
May	655	
June	655	

QUALITY

	Quantity	Base Number	Contract	AT	Region	England
% of FP17s for the same patient ID Re-attending within 3 months - Children	28	397	7.1%	11.3%	12.1%	12.4%
% of FP17s for the same patient ID Re-attending within 3 months - Adults	1	20	5.0%	15.1%	15.9%	16.6%
% of FP17s for the same patient ID Re-attending between 3 & 9 months - Children	292	397	73.6%	58.7%	58.6%	57.5%
% of FP17s for the same patient ID Re-attending between 3 & 9 months - Adults	17	20	85.0%	49.8%	51.5%	50.4%
% of FP17s for Band 1 Urgent Courses	10	377	2.7%	9.5%	8.0%	9.1%
% of FP17s Relating to Free Repair or Replacements	0	377	0.0%	0.9%	0.8%	0.8%
% of FP17s Relating to Continuations	0	377	0.0%	1.3%	1.2%	1.3%
% of Patients satisfied with the dentistry they have received	0	0	N/A	92.0%	92.8%	92.7%
% of Patients satisfied with the time they had to wait for an appointment	0	0	N/A	86.7%	89.2%	88.8%

* This is based on patients treated on this contract for their most recent course of treatment. Figures in italics indicate the base number of FP17s or Patient Questionnaire responses are less than 100. N/A is shown where the base number of responses is less than 10 during the period. % is calculated as Quantity/Base number*100

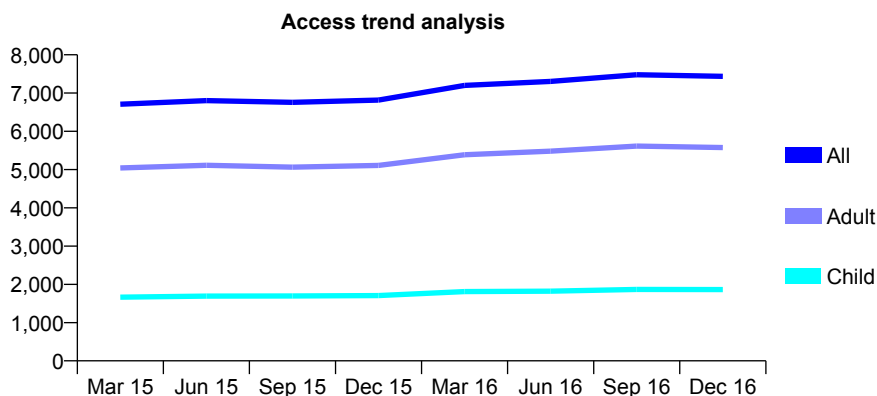
Q56 - Vital Signs At a Glance Contract Report for 754609/0001 - December 2016

Name or company name	MISS M DE VOS
Contract type name	GDS Contract
Purpose of contract	General
Contract start date	01/04/2006
Contract end date	

16/17 Contracted general activity (UDA)	18,640
Carry forward general activity (UDA)	-14
16/17 Contracted orthodontic activity (UOA)	0
Carry forward orthodontic activity (UOA)	0
Baseline contract value	£499,780.52

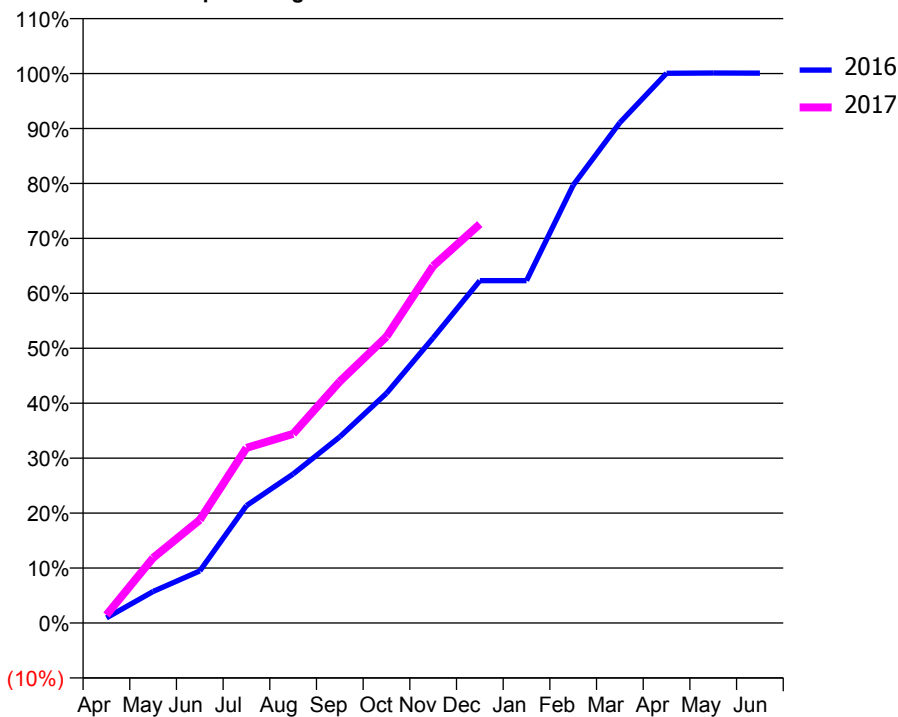
ACCESS*

Patients seen in 24 months	Total	Change since previous quarter
Quarter ending December 2015	6,815	
Quarter ending March 2016	7,199	↑
Quarter ending June 2016	7,306	→
Quarter ending September 2016	7,480	↑
Quarter ending December 2016	7,437	→
Variance since December 2015	9.1%	↑



ACTIVITY

Cumulative percentage of contracted UDA delivered 2016 & 2017



Month	Adjusted Scheduled Activity (UDA)	
	2016	2017
April	173	274
May	1,068	2,209
June	1,767	3,501
July	3,983	5,940
August	5,053	6,417
September	6,317	8,192
October	7,790	9,712
November	9,674	12,113
December	11,616	13,534
January	11,616	
February	14,850	
March	16,972	
April	18,645	
May	18,659	
June	18,654	

QUALITY

	Quantity	Base Number	Contract	AT	Region	England
% of FP17s for the same patient ID Re-attending within 3 months - Children	162	2,131	7.6%	11.3%	12.1%	12.4%
% of FP17s for the same patient ID Re-attending within 3 months - Adults	900	6,102	14.7%	15.1%	15.9%	16.6%
% of FP17s for the same patient ID Re-attending between 3 & 9 months - Children	1,407	2,131	66.0%	58.7%	58.6%	57.5%
% of FP17s for the same patient ID Re-attending between 3 & 9 months - Adults	3,144	6,102	51.5%	49.8%	51.5%	50.4%
% of FP17s for Band 1 Urgent Courses	703	7,042	10.0%	9.5%	8.0%	9.1%
% of FP17s Relating to Free Repair or Replacements	46	7,042	0.7%	0.9%	0.8%	0.8%
% of FP17s Relating to Continuations	7	7,042	0.1%	1.3%	1.2%	1.3%
% of Patients satisfied with the dentistry they have received	25	27	92.6%	92.0%	92.8%	92.7%
% of Patients satisfied with the time they had to wait for an appointment	22	27	81.5%	86.7%	89.2%	88.8%

* This is based on patients treated on this contract for their most recent course of treatment. Figures in italics indicate the base number of FP17s or Patient Questionnaire responses are less than 100. N/A is shown where the base number of responses is less than 10 during the period. % is calculated as Quantity/Base number*100

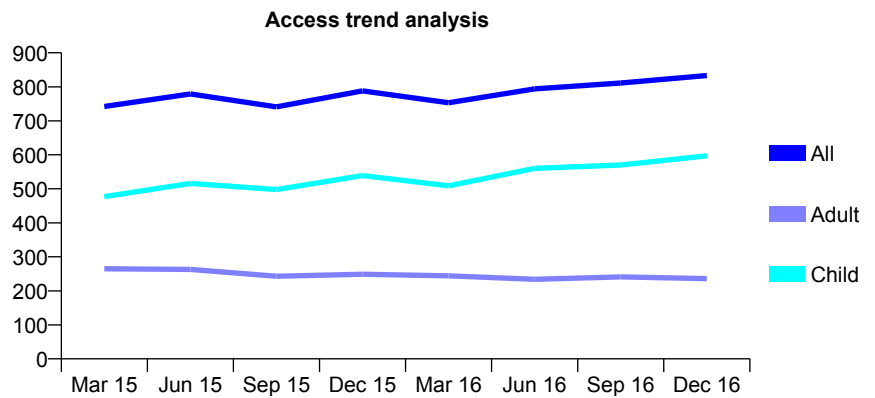
Q56 - Vital Signs At a Glance Contract Report for 761249/0001 - December 2016

Name or company name	MISS H NGUYEN
Contract type name	GDS Contract
Purpose of contract	General
Contract start date	01/04/2006
Contract end date	

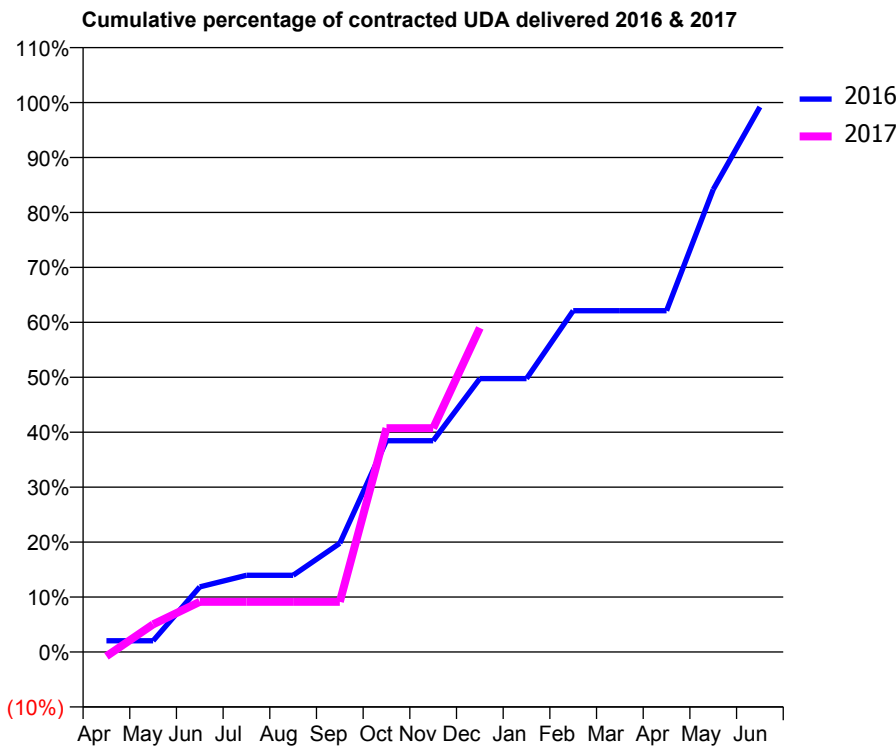
16/17 Contracted general activity (UDA)	2,042
Carry forward general activity (UDA)	16
16/17 Contracted orthodontic activity (UOA)	0
Carry forward orthodontic activity (UOA)	0
Baseline contract value	£81,226.54

ACCESS*

Patients seen in 24 months	Total	Change since previous quarter
Quarter ending December 2015	788	
Quarter ending March 2016	753	↓
Quarter ending June 2016	794	↑
Quarter ending September 2016	811	↑
Quarter ending December 2016	833	↑
Variance since December 2015	5.7%	↑



ACTIVITY



Month	Adjusted Scheduled Activity (UDA)	
	2016	2017
April	42	-16
May	42	103
June	242	187
July	285	187
August	285	187
September	404	187
October	785	832
November	785	832
December	1,016	1,205
January	1,016	
February	1,268	
March	1,268	
April	1,268	
May	1,719	
June	2,026	

QUALITY

	Quantity	Base Number	Contract	AT	Region	England
% of FP17s for the same patient ID Re-attending within 3 months - Children	73	822	8.9%	11.3%	12.1%	12.4%
% of FP17s for the same patient ID Re-attending within 3 months - Adults	63	279	22.6%	15.1%	15.9%	16.6%
% of FP17s for the same patient ID Re-attending between 3 & 9 months - Children	430	822	52.3%	58.7%	58.6%	57.5%
% of FP17s for the same patient ID Re-attending between 3 & 9 months - Adults	145	279	52.0%	49.8%	51.5%	50.4%
% of FP17s for Band 1 Urgent Courses	28	761	3.7%	9.5%	8.0%	9.1%
% of FP17s Relating to Free Repair or Replacements	0	761	0.0%	0.9%	0.8%	0.8%
% of FP17s Relating to Continuations	0	761	0.0%	1.3%	1.2%	1.3%
% of Patients satisfied with the dentistry they have received	1	1	N/A	92.0%	92.8%	92.7%
% of Patients satisfied with the time they had to wait for an appointment	1	1	N/A	86.7%	89.2%	88.8%

* This is based on patients treated on this contract for their most recent course of treatment. Figures in italics indicate the base number of FP17s or Patient Questionnaire responses are less than 100. N/A is shown where the base number of responses is less than 10 during the period. % is calculated as Quantity/Base number*100

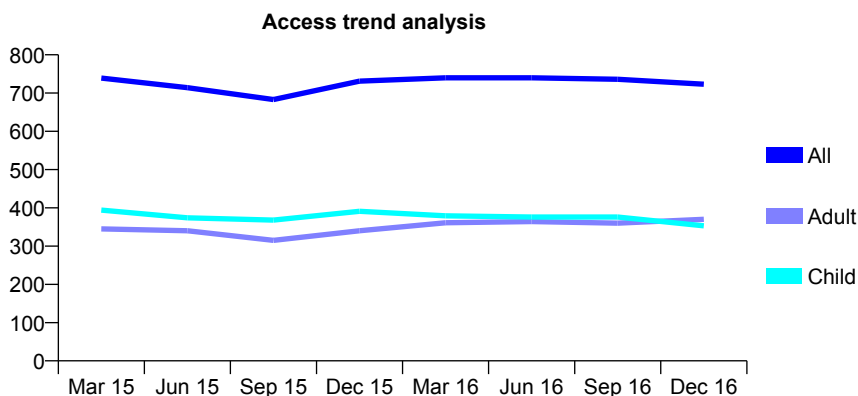
Q56 - Vital Signs At a Glance Contract Report for 762296/0001 - December 2016

Name or company name	MR BC TOCCA
Contract type name	GDS Contract
Purpose of contract	General
Contract start date	01/05/2007
Contract end date	

16/17 Contracted general activity (UDA)	2,102
Carry forward general activity (UDA)	0
16/17 Contracted orthodontic activity (UOA)	0
Carry forward orthodontic activity (UOA)	0
Baseline contract value	£44,942.15

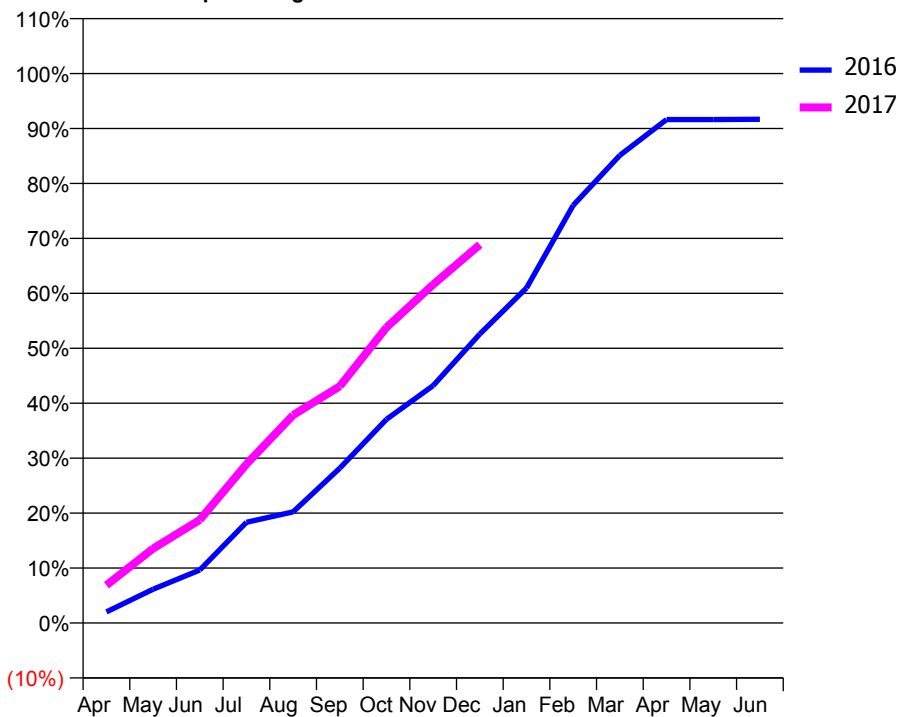
ACCESS*

Patients seen in 24 months	Total	Change since previous quarter
Quarter ending December 2015	731	
Quarter ending March 2016	740	→
Quarter ending June 2016	740	→
Quarter ending September 2016	736	→
Quarter ending December 2016	723	↓
Variance since December 2015	(1.1%)	↓



ACTIVITY

Cumulative percentage of contracted UDA delivered 2016 & 2017



Month	Adjusted Scheduled Activity (UDA)	
	2016	2017
April	43	145
May	129	285
June	203	394
July	386	608
August	425	795
September	592	906
October	779	1,130
November	908	1,295
December	1,106	1,447
January	1,281	
February	1,598	
March	1,789	
April	1,926	
May	1,926	
June	1,927	

QUALITY

	Quantity	Base Number	Contract	AT	Region	England
% of FP17s for the same patient ID Re-attending within 3 months - Children	46	426	10.8%	11.3%	12.1%	12.4%
% of FP17s for the same patient ID Re-attending within 3 months - Adults	110	458	24.0%	15.1%	15.9%	16.6%
% of FP17s for the same patient ID Re-attending between 3 & 9 months - Children	276	426	64.8%	58.7%	58.6%	57.5%
% of FP17s for the same patient ID Re-attending between 3 & 9 months - Adults	204	458	44.5%	49.8%	51.5%	50.4%
% of FP17s for Band 1 Urgent Courses	107	793	13.5%	9.5%	8.0%	9.1%
% of FP17s Relating to Free Repair or Replacements	1	793	0.1%	0.9%	0.8%	0.8%
% of FP17s Relating to Continuations	2	793	0.3%	1.3%	1.2%	1.3%
% of Patients satisfied with the dentistry they have received	0	0	N/A	92.0%	92.8%	92.7%
% of Patients satisfied with the time they had to wait for an appointment	0	0	N/A	86.7%	89.2%	88.8%

* This is based on patients treated on this contract for their most recent course of treatment. Figures in italics indicate the base number of FP17s or Patient Questionnaire responses are less than 100. N/A is shown where the base number of responses is less than 10 during the period. % is calculated as Quantity/Base number*100

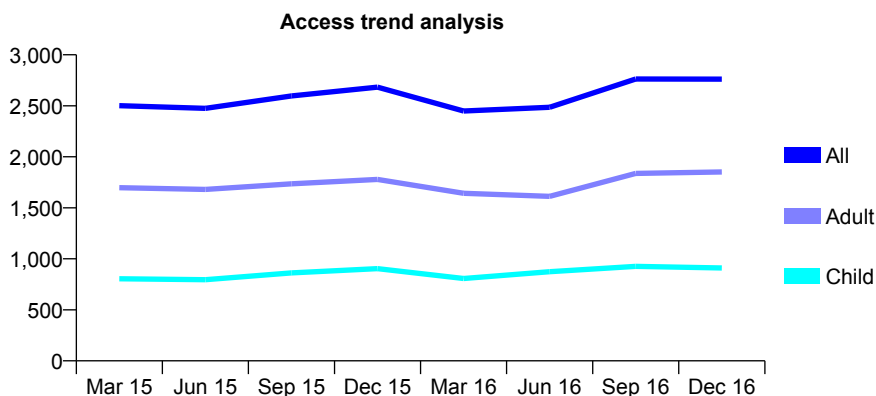
Q56 - Vital Signs At a Glance Contract Report for 763438/0002 - December 2016

Name or company name	MR M SALEEM
Contract type name	GDS Contract
Purpose of contract	General
Contract start date	01/04/2006
Contract end date	

16/17 Contracted general activity (UDA)	6,805
Carry forward general activity (UDA)	7
16/17 Contracted orthodontic activity (UOA)	0
Carry forward orthodontic activity (UOA)	0
Baseline contract value	£165,054.97

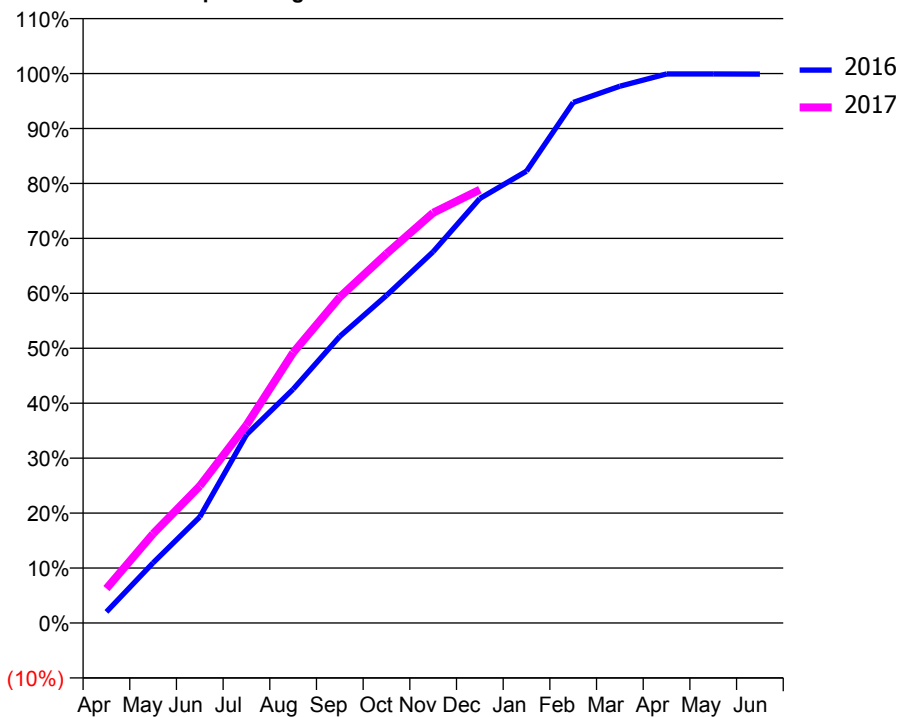
ACCESS*

Patients seen in 24 months	Total	Change since previous quarter
Quarter ending December 2015	2,683	
Quarter ending March 2016	2,449	↓
Quarter ending June 2016	2,486	→
Quarter ending September 2016	2,763	↑
Quarter ending December 2016	2,761	→
Variance since December 2015	2.9%	↑



ACTIVITY

Cumulative percentage of contracted UDA delivered 2016 & 2017



Month	Adjusted Scheduled Activity (UDA)	
	2016	2017
April	138	428
May	745	1,106
June	1,314	1,697
July	2,332	2,451
August	2,896	3,348
September	3,549	4,036
October	4,056	4,573
November	4,599	5,080
December	5,257	5,366
January	5,595	
February	6,446	
March	6,647	
April	6,800	
May	6,800	
June	6,798	

QUALITY

	Quantity	Base Number	Contract	AT	Region	England
% of FP17s for the same patient ID Re-attending within 3 months - Children	51	1,218	4.2%	11.3%	12.1%	12.4%
% of FP17s for the same patient ID Re-attending within 3 months - Adults	162	1,988	8.1%	15.1%	15.9%	16.6%
% of FP17s for the same patient ID Re-attending between 3 & 9 months - Children	614	1,218	50.4%	58.7%	58.6%	57.5%
% of FP17s for the same patient ID Re-attending between 3 & 9 months - Adults	681	1,988	34.3%	49.8%	51.5%	50.4%
% of FP17s for Band 1 Urgent Courses	145	3,131	4.6%	9.5%	8.0%	9.1%
% of FP17s Relating to Free Repair or Replacements	28	3,131	0.9%	0.9%	0.8%	0.8%
% of FP17s Relating to Continuations	20	3,131	0.6%	1.3%	1.2%	1.3%
% of Patients satisfied with the dentistry they have received	4	4	N/A	92.0%	92.8%	92.7%
% of Patients satisfied with the time they had to wait for an appointment	3	4	N/A	86.7%	89.2%	88.8%

* This is based on patients treated on this contract for their most recent course of treatment. Figures in italics indicate the base number of FP17s or Patient Questionnaire responses are less than 100. N/A is shown where the base number of responses is less than 10 during the period. % is calculated as Quantity/Base number*100

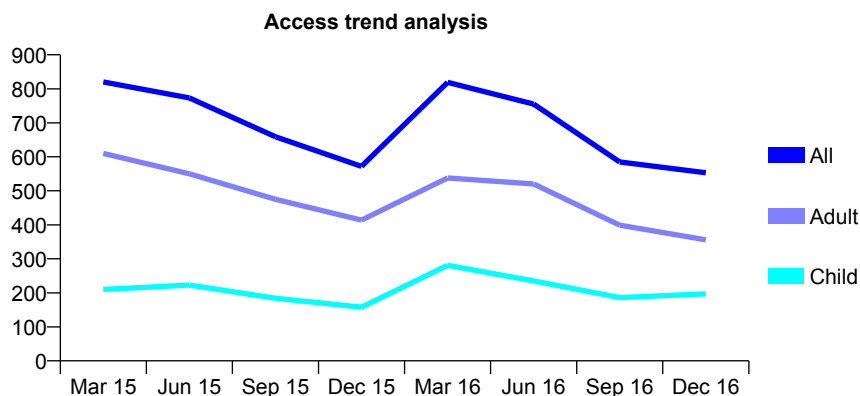
Q56 - Vital Signs At a Glance Contract Report for 763438/0003 - December 2016

Name or company name	MR M SALEEM
Contract type name	GDS Contract
Purpose of contract	General
Contract start date	01/04/2008
Contract end date	

16/17 Contracted general activity (UDA)	3,000
Carry forward general activity (UDA)	14
16/17 Contracted orthodontic activity (UOA)	0
Carry forward orthodontic activity (UOA)	0
Baseline contract value	£74,705.35

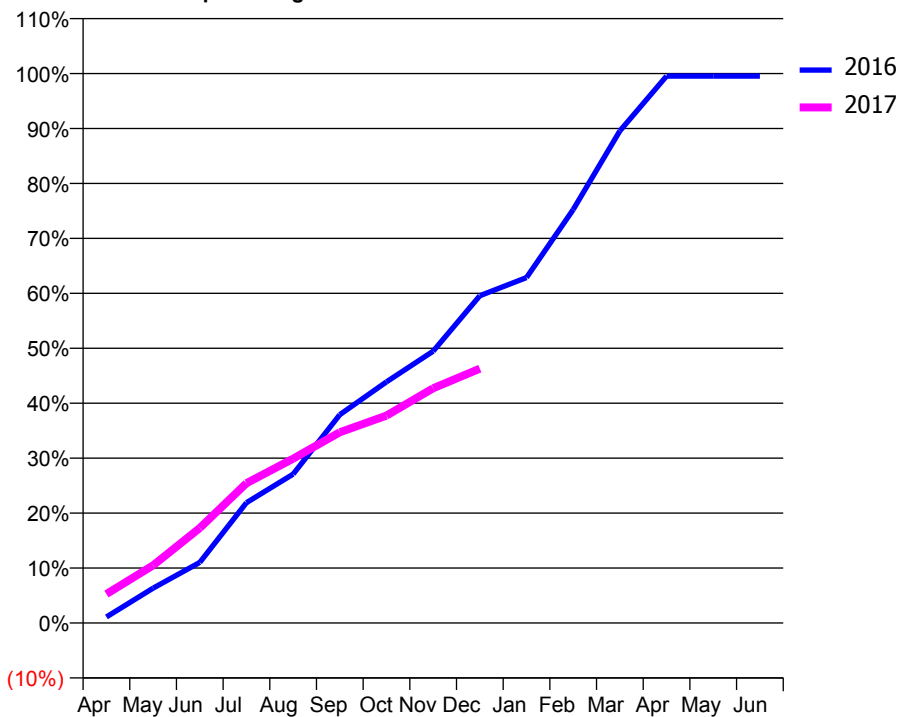
ACCESS*

Patients seen in 24 months	Total	Change since previous quarter
Quarter ending December 2015	572	
Quarter ending March 2016	819	↑
Quarter ending June 2016	755	↓
Quarter ending September 2016	585	↓
Quarter ending December 2016	553	↓
Variance since December 2015	(3.3%)	↓



ACTIVITY

Cumulative percentage of contracted UDA delivered 2016 & 2017



Month	Adjusted Scheduled Activity (UDA)	
	2016	2017
April	33	158
May	190	315
June	331	518
July	657	764
August	813	897
September	1,137	1,041
October	1,317	1,133
November	1,484	1,282
December	1,787	1,389
January	1,886	
February	2,257	
March	2,687	
April	2,986	
May	2,986	
June	2,986	

QUALITY

	Quantity	Base Number	Contract	AT	Region	England
% of FP17s for the same patient ID Re-attending within 3 months - Children	22	300	7.3%	11.3%	12.1%	12.4%
% of FP17s for the same patient ID Re-attending within 3 months - Adults	58	471	12.3%	15.1%	15.9%	16.6%
% of FP17s for the same patient ID Re-attending between 3 & 9 months - Children	40	300	13.3%	58.7%	58.6%	57.5%
% of FP17s for the same patient ID Re-attending between 3 & 9 months - Adults	47	471	10.0%	49.8%	51.5%	50.4%
% of FP17s for Band 1 Urgent Courses	89	628	14.2%	9.5%	8.0%	9.1%
% of FP17s Relating to Free Repair or Replacements	10	628	1.6%	0.9%	0.8%	0.8%
% of FP17s Relating to Continuations	14	628	2.2%	1.3%	1.2%	1.3%
% of Patients satisfied with the dentistry they have received	0	0	N/A	92.0%	92.8%	92.7%
% of Patients satisfied with the time they had to wait for an appointment	0	0	N/A	86.7%	89.2%	88.8%

* This is based on patients treated on this contract for their most recent course of treatment. Figures in italics indicate the base number of FP17s or Patient Questionnaire responses are less than 100. N/A is shown where the base number of responses is less than 10 during the period. % is calculated as Quantity/Base number*100

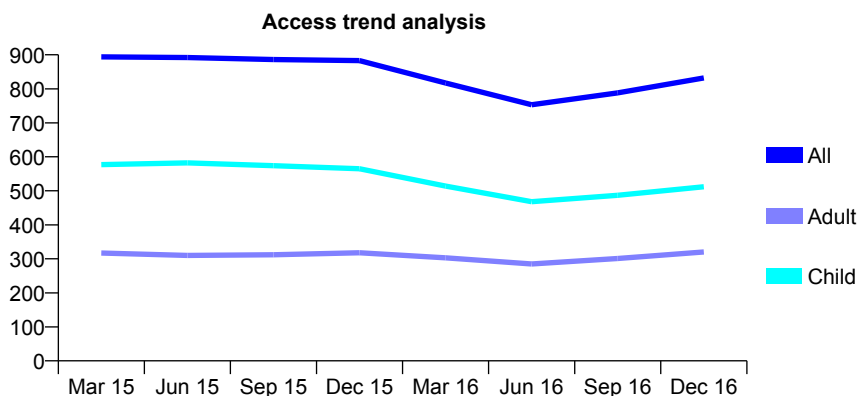
Q56 - Vital Signs At a Glance Contract Report for 767123/0001 - December 2016

Name or company name	MISS Z WIESE
Contract type name	GDS Contract
Purpose of contract	General
Contract start date	01/04/2006
Contract end date	

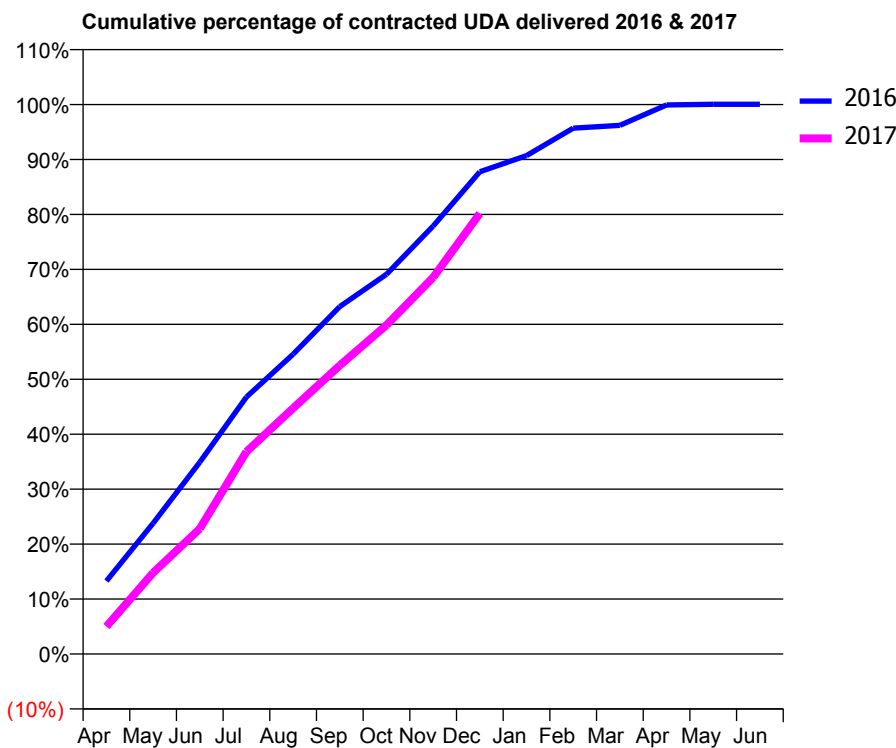
16/17 Contracted general activity (UDA)	2,160
Carry forward general activity (UDA)	-1
16/17 Contracted orthodontic activity (UOA)	0
Carry forward orthodontic activity (UOA)	0
Baseline contract value	£82,300.53

ACCESS*

Patients seen in 24 months	Total	Change since previous quarter
Quarter ending December 2015	883	
Quarter ending March 2016	817	↓
Quarter ending June 2016	753	↓
Quarter ending September 2016	788	↑
Quarter ending December 2016	832	↑
Variance since December 2015	(5.8%)	↓



ACTIVITY



Month	Adjusted Scheduled Activity (UDA)	
	2016	2017
April	287	108
May	514	319
June	754	492
July	1,010	795
August	1,179	966
September	1,366	1,134
October	1,492	1,293
November	1,682	1,481
December	1,896	1,732
January	1,959	
February	2,067	
March	2,078	
April	2,158	
May	2,161	
June	2,161	

QUALITY

	Quantity	Base Number	Contract	AT	Region	England
% of FP17s for the same patient ID Re-attending within 3 months - Children	44	569	7.7%	11.3%	12.1%	12.4%
% of FP17s for the same patient ID Re-attending within 3 months - Adults	32	274	11.7%	15.1%	15.9%	16.6%
% of FP17s for the same patient ID Re-attending between 3 & 9 months - Children	238	569	41.8%	58.7%	58.6%	57.5%
% of FP17s for the same patient ID Re-attending between 3 & 9 months - Adults	104	274	38.0%	49.8%	51.5%	50.4%
% of FP17s for Band 1 Urgent Courses	38	794	4.8%	9.5%	8.0%	9.1%
% of FP17s Relating to Free Repair or Replacements	0	794	0.0%	0.9%	0.8%	0.8%
% of FP17s Relating to Continuations	0	794	0.0%	1.3%	1.2%	1.3%
% of Patients satisfied with the dentistry they have received	1	1	N/A	92.0%	92.8%	92.7%
% of Patients satisfied with the time they had to wait for an appointment	1	1	N/A	86.7%	89.2%	88.8%

* This is based on patients treated on this contract for their most recent course of treatment. Figures in italics indicate the base number of FP17s or Patient Questionnaire responses are less than 100. N/A is shown where the base number of responses is less than 10 during the period. % is calculated as Quantity/Base number*100

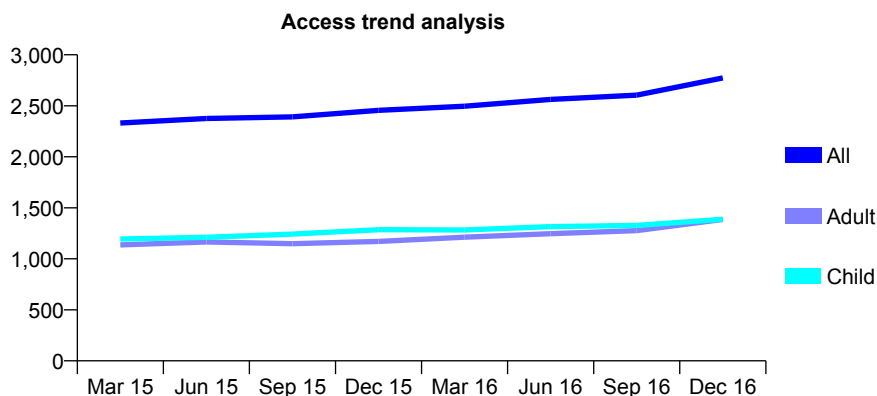
Q56 - Vital Signs At a Glance Contract Report for 767123/0002 - December 2016

Name or company name	MISS Z WIESE
Contract type name	GDS Contract
Purpose of contract	General
Contract start date	01/04/2006
Contract end date	

16/17 Contracted general activity (UDA)	7,400
Carry forward general activity (UDA)	-63
16/17 Contracted orthodontic activity (UOA)	0
Carry forward orthodontic activity (UOA)	0
Baseline contract value	£196,590.74

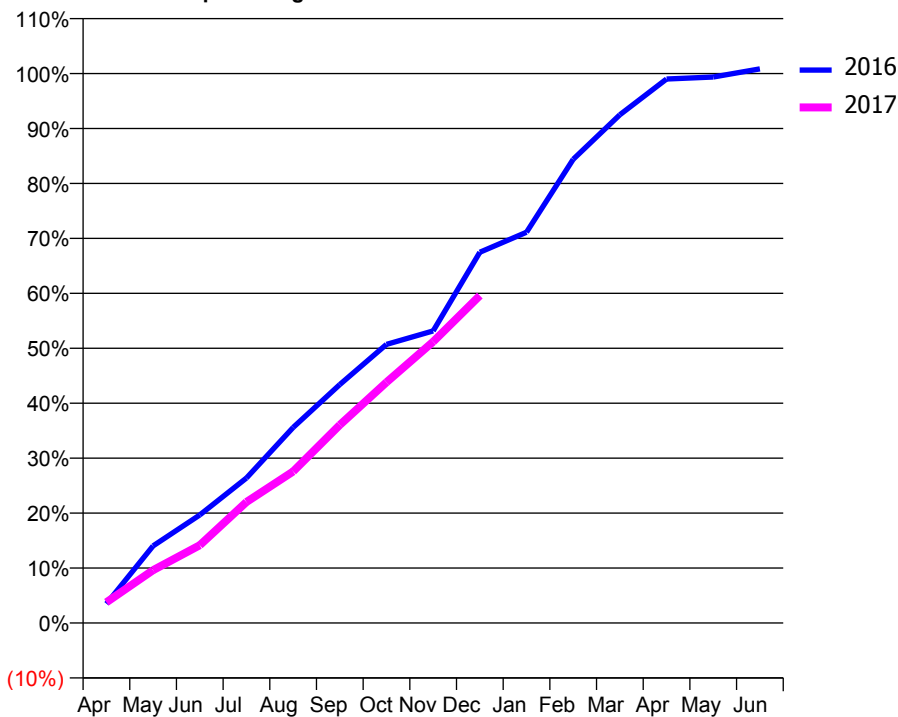
ACCESS*

Patients seen in 24 months	Total	Change since previous quarter
Quarter ending December 2015	2,456	
Quarter ending March 2016	2,496	→
Quarter ending June 2016	2,563	↑
Quarter ending September 2016	2,604	→
Quarter ending December 2016	2,773	↑
Variance since December 2015	12.9%	↑



ACTIVITY

Cumulative percentage of contracted UDA delivered 2016 & 2017



Month	Adjusted Scheduled Activity (UDA)	
	2016	2017
April	259	280
May	1,039	712
June	1,456	1,047
July	1,953	1,630
August	2,633	2,040
September	3,213	2,667
October	3,753	3,242
November	3,933	3,789
December	4,994	4,409
January	5,262	
February	6,244	
March	6,844	
April	7,325	
May	7,353	
June	7,463	

QUALITY

	Quantity	Base Number	Contract	AT	Region	England
% of FP17s for the same patient ID Re-attending within 3 months - Children	60	1,300	4.6%	11.3%	12.1%	12.4%
% of FP17s for the same patient ID Re-attending within 3 months - Adults	153	1,058	14.5%	15.1%	15.9%	16.6%
% of FP17s for the same patient ID Re-attending between 3 & 9 months - Children	589	1,300	45.3%	58.7%	58.6%	57.5%
% of FP17s for the same patient ID Re-attending between 3 & 9 months - Adults	435	1,058	41.1%	49.8%	51.5%	50.4%
% of FP17s for Band 1 Urgent Courses	164	2,110	7.8%	9.5%	8.0%	9.1%
% of FP17s Relating to Free Repair or Replacements	0	2,110	0.0%	0.9%	0.8%	0.8%
% of FP17s Relating to Continuations	3	2,110	0.1%	1.3%	1.2%	1.3%
% of Patients satisfied with the dentistry they have received	3	3	N/A	92.0%	92.8%	92.7%
% of Patients satisfied with the time they had to wait for an appointment	3	3	N/A	86.7%	89.2%	88.8%

* This is based on patients treated on this contract for their most recent course of treatment. Figures in italics indicate the base number of FP17s or Patient Questionnaire responses are less than 100. N/A is shown where the base number of responses is less than 10 during the period. % is calculated as Quantity/Base number*100

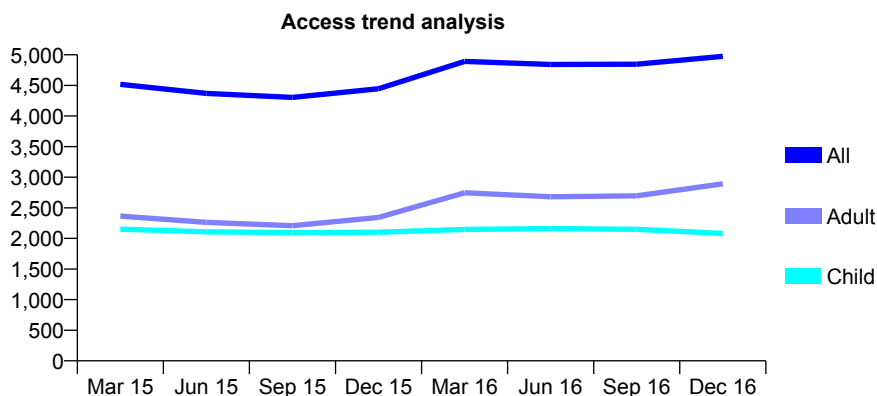
Q56 - Vital Signs At a Glance Contract Report for 767123/0003 - December 2016

Name or company name	MISS Z WIESE
Contract type name	GDS Contract
Purpose of contract	General
Contract start date	01/10/2007
Contract end date	

16/17 Contracted general activity (UDA)	13,400
Carry forward general activity (UDA)	220
16/17 Contracted orthodontic activity (UOA)	0
Carry forward orthodontic activity (UOA)	0
Baseline contract value	£380,977.90

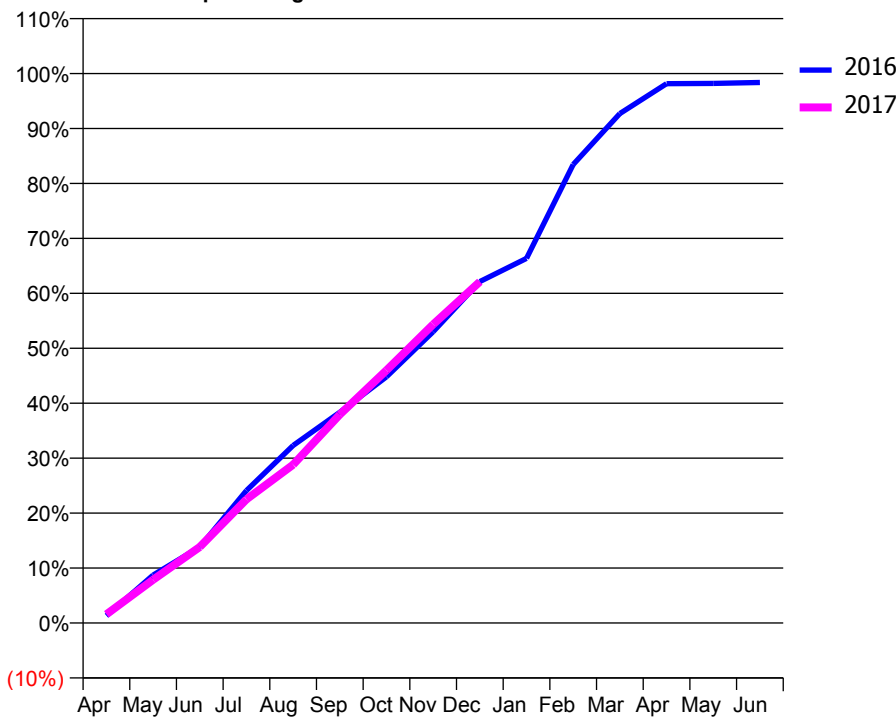
ACCESS*

Patients seen in 24 months	Total	Change since previous quarter
Quarter ending December 2015	4,445	
Quarter ending March 2016	4,892	↑
Quarter ending June 2016	4,842	↓
Quarter ending September 2016	4,847	→
Quarter ending December 2016	4,974	↑
Variance since December 2015	11.9%	↑



ACTIVITY

Cumulative percentage of contracted UDA delivered 2016 & 2017



Month	Adjusted Scheduled Activity (UDA)	
	2016	2017
April	179	212
May	1,169	1,056
June	1,855	1,857
July	3,232	3,017
August	4,329	3,861
September	5,138	5,084
October	6,003	6,165
November	7,104	7,283
December	8,326	8,324
January	8,891	
February	11,180	
March	12,422	
April	13,153	
May	13,159	
June	13,180	

QUALITY

	Quantity	Base Number	Contract	AT	Region	England
% of FP17s for the same patient ID Re-attending within 3 months - Children	174	2,280	7.6%	11.3%	12.1%	12.4%
% of FP17s for the same patient ID Re-attending within 3 months - Adults	363	2,313	15.7%	15.1%	15.9%	16.6%
% of FP17s for the same patient ID Re-attending between 3 & 9 months - Children	1,271	2,280	55.7%	58.7%	58.6%	57.5%
% of FP17s for the same patient ID Re-attending between 3 & 9 months - Adults	994	2,313	43.0%	49.8%	51.5%	50.4%
% of FP17s for Band 1 Urgent Courses	398	4,163	9.6%	9.5%	8.0%	9.1%
% of FP17s Relating to Free Repair or Replacements	3	4,163	0.1%	0.9%	0.8%	0.8%
% of FP17s Relating to Continuations	9	4,163	0.2%	1.3%	1.2%	1.3%
% of Patients satisfied with the dentistry they have received	7	9	N/A	92.0%	92.8%	92.7%
% of Patients satisfied with the time they had to wait for an appointment	9	9	N/A	86.7%	89.2%	88.8%

* This is based on patients treated on this contract for their most recent course of treatment. Figures in italics indicate the base number of FP17s or Patient Questionnaire responses are less than 100. N/A is shown where the base number of responses is less than 10 during the period. % is calculated as Quantity/Base number*100

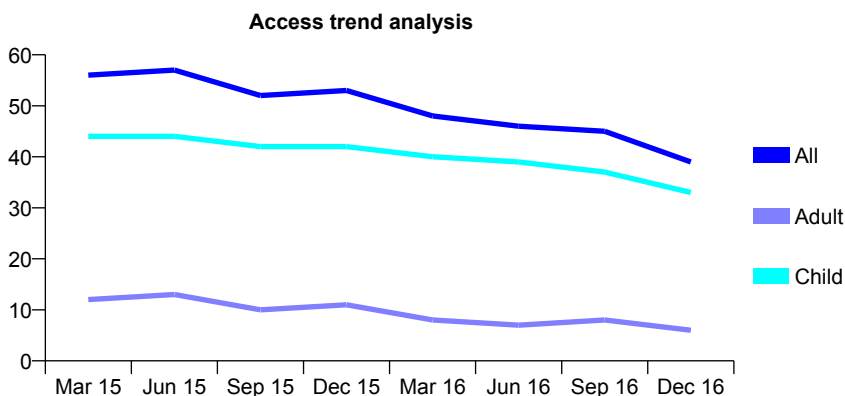
Q56 - Vital Signs At a Glance Contract Report for 768316/0001 - December 2016

Name or company name	MR A MOBLI
Contract type name	GDS Contract
Purpose of contract	General
Contract start date	01/04/2006
Contract end date	

16/17 Contracted general activity (UDA)	60
Carry forward general activity (UDA)	1
16/17 Contracted orthodontic activity (UOA)	0
Carry forward orthodontic activity (UOA)	0
Baseline contract value	£1,342.33

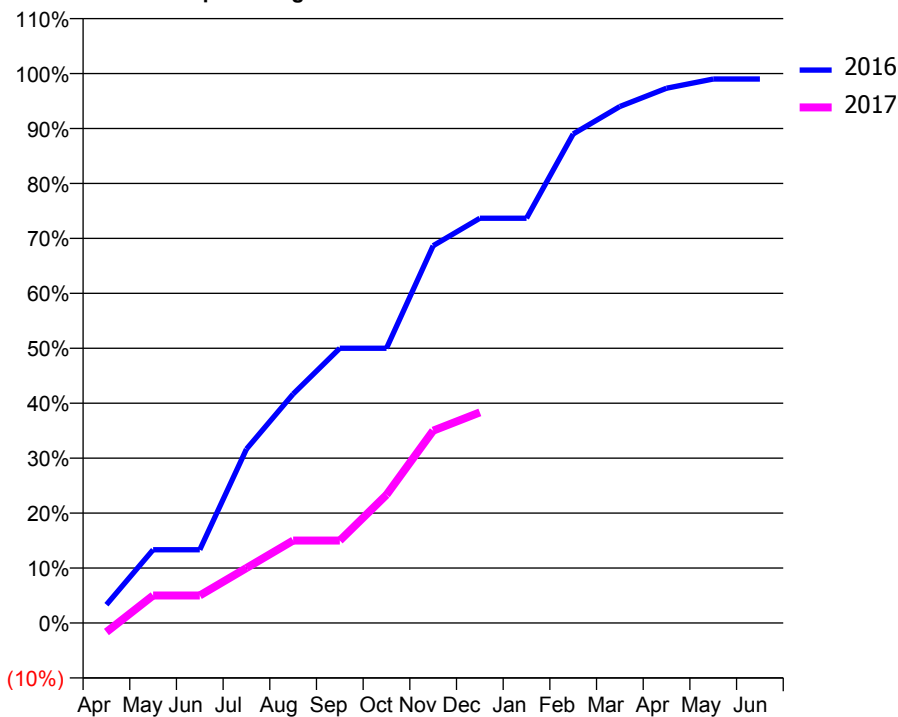
ACCESS*

Patients seen in 24 months	Total	Change since previous quarter
Quarter ending December 2015	53	
Quarter ending March 2016	48	↓
Quarter ending June 2016	46	↓
Quarter ending September 2016	45	↓
Quarter ending December 2016	39	↓
Variance since December 2015	(26.4%)	↓



ACTIVITY

Cumulative percentage of contracted UDA delivered 2016 & 2017



Adjusted Scheduled Activity (UDA)

Month	2016	2017
April	2	-1
May	8	3
June	8	3
July	19	6
August	25	9
September	30	9
October	30	14
November	41	21
December	44	23
January	44	
February	53	
March	56	
April	58	
May	59	
June	59	

QUALITY

	Quantity	Base Number	Contract	AT	Region	England
% of FP17s for the same patient ID Re-attending within 3 months - Children	0	25	0.0%	11.3%	12.1%	12.4%
% of FP17s for the same patient ID Re-attending within 3 months - Adults	0	0	N/A	15.1%	15.9%	16.6%
% of FP17s for the same patient ID Re-attending between 3 & 9 months - Children	20	25	80.0%	58.7%	58.6%	57.5%
% of FP17s for the same patient ID Re-attending between 3 & 9 months - Adults	0	0	N/A	49.8%	51.5%	50.4%
% of FP17s for Band 1 Urgent Courses	0	22	0.0%	9.5%	8.0%	9.1%
% of FP17s Relating to Free Repair or Replacements	0	22	0.0%	0.9%	0.8%	0.8%
% of FP17s Relating to Continuations	0	22	0.0%	1.3%	1.2%	1.3%
% of Patients satisfied with the dentistry they have received	0	0	N/A	92.0%	92.8%	92.7%
% of Patients satisfied with the time they had to wait for an appointment	0	0	N/A	86.7%	89.2%	88.8%

* This is based on patients treated on this contract for their most recent course of treatment. Figures in italics indicate the base number of FP17s or Patient Questionnaire responses are less than 100. N/A is shown where the base number of responses is less than 10 during the period. % is calculated as Quantity/Base number*100

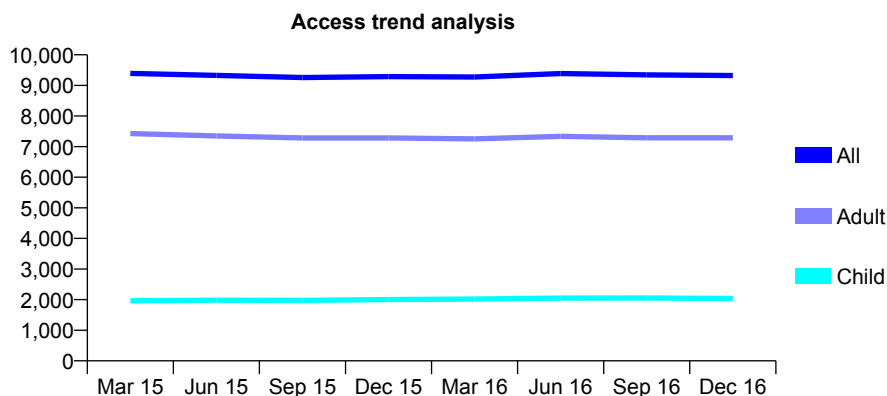
Q56 - Vital Signs At a Glance Contract Report for 771708/0001 - December 2016

Name or company name	MR AC HUNTER
Contract type name	GDS Contract
Purpose of contract	General
Contract start date	01/03/2008
Contract end date	

16/17 Contracted general activity (UDA)	24,346
Carry forward general activity (UDA)	0
16/17 Contracted orthodontic activity (UOA)	0
Carry forward orthodontic activity (UOA)	0
Baseline contract value	£585,793.86

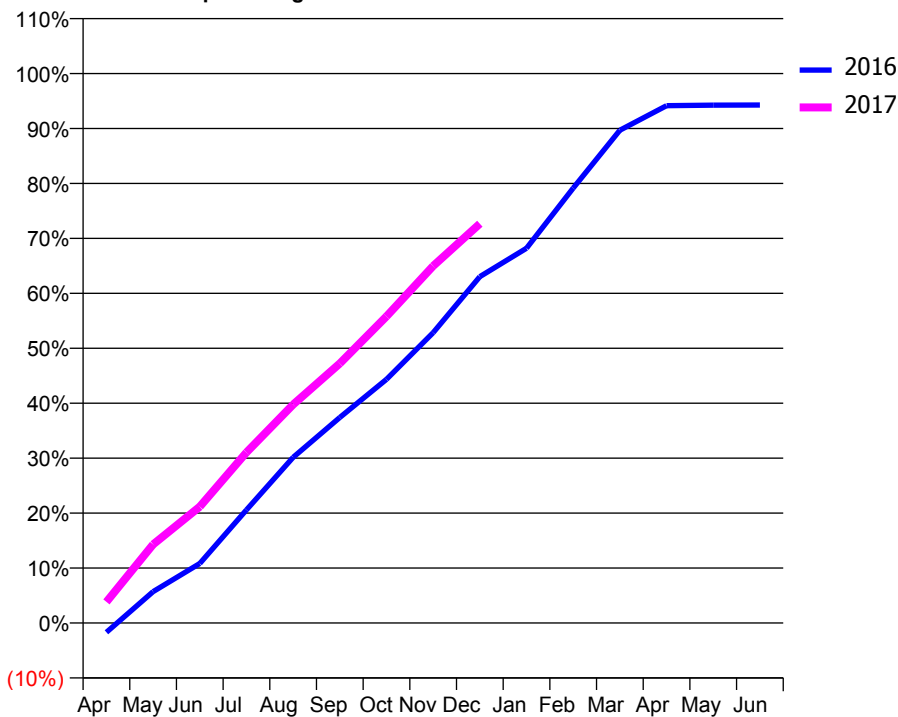
ACCESS*

Patients seen in 24 months	Total	Change since previous quarter
Quarter ending December 2015	9,286	
Quarter ending March 2016	9,274	→
Quarter ending June 2016	9,386	→
Quarter ending September 2016	9,343	→
Quarter ending December 2016	9,324	→
Variance since December 2015	0.4%	→



ACTIVITY

Cumulative percentage of contracted UDA delivered 2016 & 2017



Month	Adjusted Scheduled Activity (UDA)	
	2016	2017
April	-417	939
May	1,389	3,486
June	2,635	5,152
July	5,014	7,558
August	7,338	9,680
September	9,108	11,500
October	10,798	13,583
November	12,864	15,816
December	15,344	17,693
January	16,605	
February	19,269	
March	21,831	
April	22,923	
May	22,947	
June	22,948	

QUALITY

	Quantity	Base Number	Contract	AT	Region	England
% of FP17s for the same patient ID Re-attending within 3 months - Children	214	2,483	8.6%	11.3%	12.1%	12.4%
% of FP17s for the same patient ID Re-attending within 3 months - Adults	1,151	7,705	14.9%	15.1%	15.9%	16.6%
% of FP17s for the same patient ID Re-attending between 3 & 9 months - Children	1,425	2,483	57.4%	58.7%	58.6%	57.5%
% of FP17s for the same patient ID Re-attending between 3 & 9 months - Adults	3,815	7,705	49.5%	49.8%	51.5%	50.4%
% of FP17s for Band 1 Urgent Courses	843	9,007	9.4%	9.5%	8.0%	9.1%
% of FP17s Relating to Free Repair or Replacements	107	9,007	1.2%	0.9%	0.8%	0.8%
% of FP17s Relating to Continuations	147	9,007	1.6%	1.3%	1.2%	1.3%
% of Patients satisfied with the dentistry they have received	15	16	93.8%	92.0%	92.8%	92.7%
% of Patients satisfied with the time they had to wait for an appointment	14	16	87.5%	86.7%	89.2%	88.8%

* This is based on patients treated on this contract for their most recent course of treatment. Figures in italics indicate the base number of FP17s or Patient Questionnaire responses are less than 100. N/A is shown where the base number of responses is less than 10 during the period. % is calculated as Quantity/Base number*100

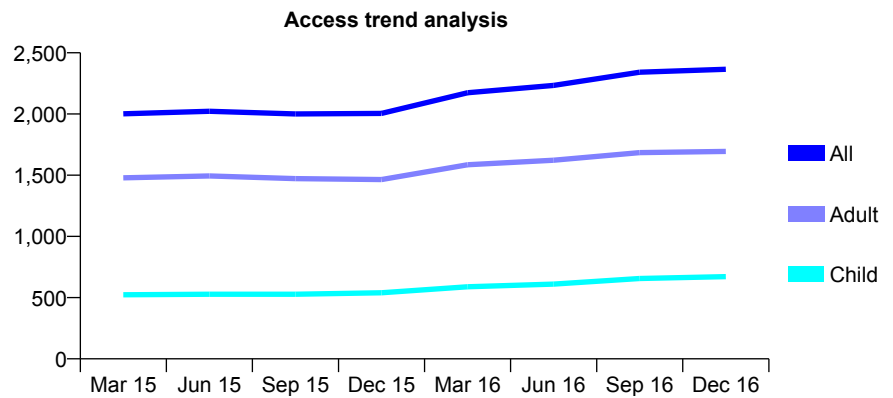
Q56 - Vital Signs At a Glance Contract Report for 773840/0001 - December 2016

Name or company name	MRS JA HASSAN
Contract type name	GDS Contract
Purpose of contract	General
Contract start date	01/04/2006
Contract end date	

16/17 Contracted general activity (UDA)	6,000
Carry forward general activity (UDA)	10
16/17 Contracted orthodontic activity (UOA)	0
Carry forward orthodontic activity (UOA)	0
Baseline contract value	£133,356.83

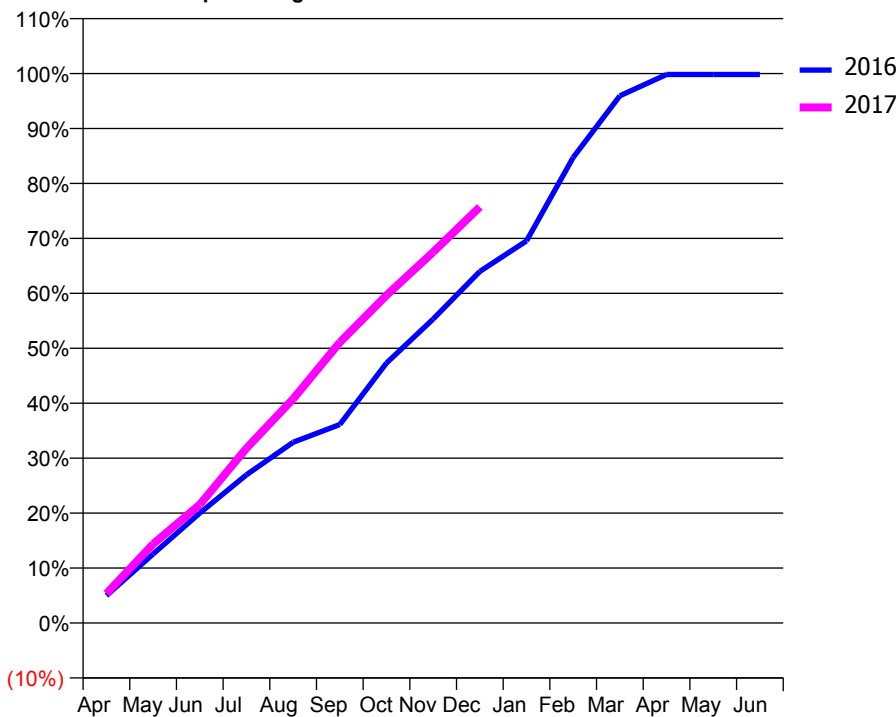
ACCESS*

Patients seen in 24 months	Total	Change since previous quarter
Quarter ending December 2015	2,005	
Quarter ending March 2016	2,174	↑
Quarter ending June 2016	2,234	↑
Quarter ending September 2016	2,341	↑
Quarter ending December 2016	2,366	→
Variance since December 2015	18.0%	↑



ACTIVITY

Cumulative percentage of contracted UDA delivered 2016 & 2017



Month	Adjusted Scheduled Activity (UDA)	
	2016	2017
April	299	321
May	753	863
June	1,201	1,294
July	1,618	1,909
August	1,974	2,447
September	2,168	3,065
October	2,838	3,578
November	3,318	4,050
December	3,839	4,543
January	4,173	
February	5,083	
March	5,757	
April	5,990	
May	5,990	
June	5,990	

QUALITY

	Quantity	Base Number	Contract	AT	Region	England
% of FP17s for the same patient ID Re-attending within 3 months - Children	40	790	5.1%	11.3%	12.1%	12.4%
% of FP17s for the same patient ID Re-attending within 3 months - Adults	310	1,672	18.5%	15.1%	15.9%	16.6%
% of FP17s for the same patient ID Re-attending between 3 & 9 months - Children	488	790	61.8%	58.7%	58.6%	57.5%
% of FP17s for the same patient ID Re-attending between 3 & 9 months - Adults	611	1,672	36.5%	49.8%	51.5%	50.4%
% of FP17s for Band 1 Urgent Courses	246	2,349	10.5%	9.5%	8.0%	9.1%
% of FP17s Relating to Free Repair or Replacements	27	2,349	1.1%	0.9%	0.8%	0.8%
% of FP17s Relating to Continuations	23	2,349	1.0%	1.3%	1.2%	1.3%
% of Patients satisfied with the dentistry they have received	4	4	N/A	92.0%	92.8%	92.7%
% of Patients satisfied with the time they had to wait for an appointment	4	4	N/A	86.7%	89.2%	88.8%

* This is based on patients treated on this contract for their most recent course of treatment. Figures in italics indicate the base number of FP17s or Patient Questionnaire responses are less than 100. N/A is shown where the base number of responses is less than 10 during the period. % is calculated as Quantity/Base number*100

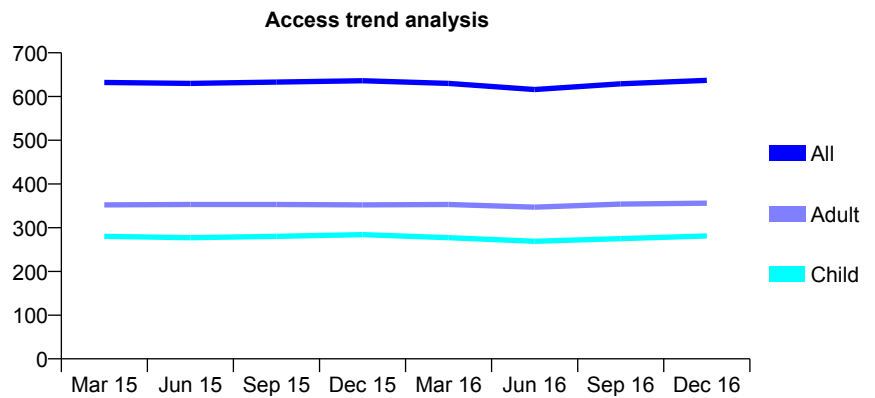
Q56 - Vital Signs At a Glance Contract Report for 800759/0002 - December 2016

Name or company name	MR D JONES
Contract type name	GDS Contract
Purpose of contract	General
Contract start date	28/07/2011
Contract end date	

16/17 Contracted general activity (UDA)	1,409
Carry forward general activity (UDA)	36
16/17 Contracted orthodontic activity (UOA)	0
Carry forward orthodontic activity (UOA)	0
Baseline contract value	£27,079.79

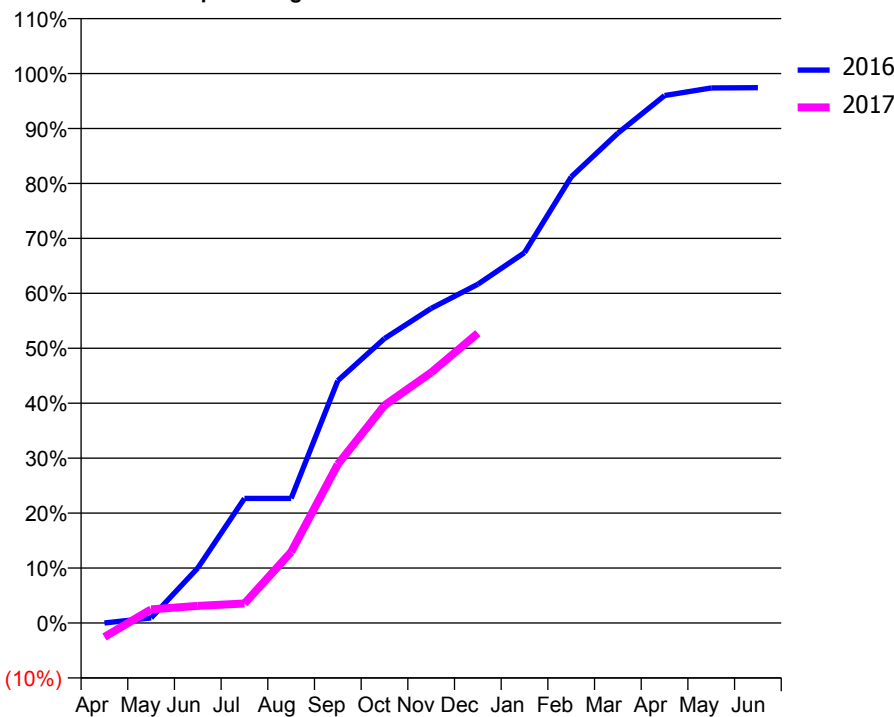
ACCESS*

Patients seen in 24 months	Total	Change since previous quarter
Quarter ending December 2015	636	
Quarter ending March 2016	630	→
Quarter ending June 2016	616	↓
Quarter ending September 2016	629	↑
Quarter ending December 2016	637	→
Variance since December 2015	0.2%	→



ACTIVITY

Cumulative percentage of contracted UDA delivered 2016 & 2017



Month	Adjusted Scheduled Activity (UDA)	
	2016	2017
April	0	-36
May	13	35
June	141	44
July	319	50
August	319	182
September	621	407
October	730	558
November	807	642
December	869	743
January	950	
February	1,144	
March	1,256	
April	1,353	
May	1,372	
June	1,373	

QUALITY

	Quantity	Base Number	Contract	AT	Region	England
% of FP17s for the same patient ID Re-attending within 3 months - Children	20	302	6.6%	11.3%	12.1%	12.4%
% of FP17s for the same patient ID Re-attending within 3 months - Adults	29	336	8.6%	15.1%	15.9%	16.6%
% of FP17s for the same patient ID Re-attending between 3 & 9 months - Children	185	302	61.3%	58.7%	58.6%	57.5%
% of FP17s for the same patient ID Re-attending between 3 & 9 months - Adults	199	336	59.2%	49.8%	51.5%	50.4%
% of FP17s for Band 1 Urgent Courses	1	533	0.2%	9.5%	8.0%	9.1%
% of FP17s Relating to Free Repair or Replacements	1	533	0.2%	0.9%	0.8%	0.8%
% of FP17s Relating to Continuations	0	533	0.0%	1.3%	1.2%	1.3%
% of Patients satisfied with the dentistry they have received	0	0	N/A	92.0%	92.8%	92.7%
% of Patients satisfied with the time they had to wait for an appointment	0	0	N/A	86.7%	89.2%	88.8%

* This is based on patients treated on this contract for their most recent course of treatment. Figures in italics indicate the base number of FP17s or Patient Questionnaire responses are less than 100. N/A is shown where the base number of responses is less than 10 during the period. % is calculated as Quantity/Base number*100

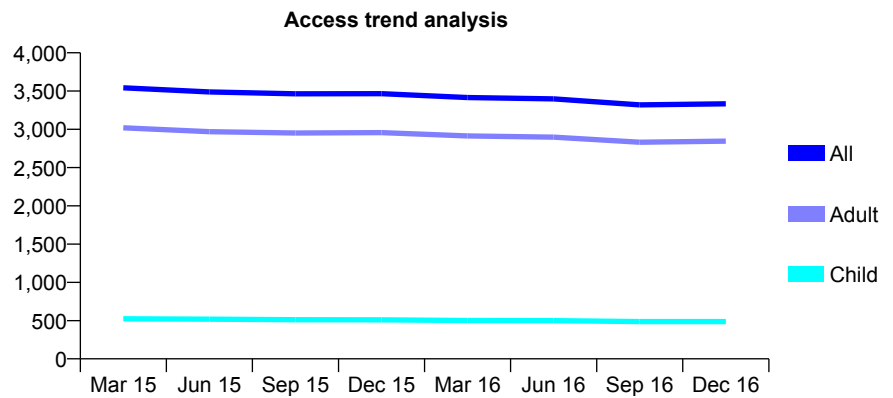
Q56 - Vital Signs At a Glance Contract Report for 809268/0001 - December 2016

Name or company name	MR DW FERNES
Contract type name	GDS Contract
Purpose of contract	General
Contract start date	01/04/2006
Contract end date	

16/17 Contracted general activity (UDA)	9,437
Carry forward general activity (UDA)	-189
16/17 Contracted orthodontic activity (UOA)	0
Carry forward orthodontic activity (UOA)	0
Baseline contract value	£225,897.90

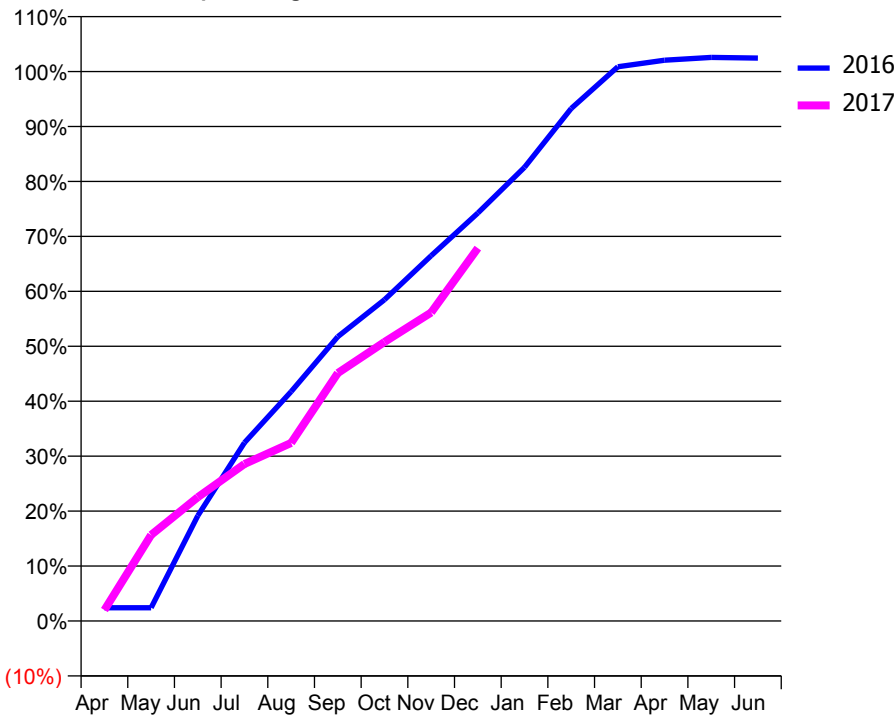
ACCESS*

Patients seen in 24 months	Total	Change since previous quarter
Quarter ending December 2015	3,465	
Quarter ending March 2016	3,415	↓
Quarter ending June 2016	3,397	→
Quarter ending September 2016	3,319	↓
Quarter ending December 2016	3,334	→
Variance since December 2015	(3.8%)	↓



ACTIVITY

Cumulative percentage of contracted UDA delivered 2016 & 2017



Month	Adjusted Scheduled Activity (UDA)	
	2016	2017
April	229	189
May	229	1,479
June	1,808	2,125
July	3,062	2,697
August	3,939	3,058
September	4,884	4,259
October	5,519	4,792
November	6,274	5,298
December	7,006	6,405
January	7,791	
February	8,802	
March	9,518	
April	9,632	
May	9,678	
June	9,666	

QUALITY

	Quantity	Base Number	Contract	AT	Region	England
% of FP17s for the same patient ID Re-attending within 3 months - Children	26	362	7.2%	11.3%	12.1%	12.4%
% of FP17s for the same patient ID Re-attending within 3 months - Adults	386	2,388	16.2%	15.1%	15.9%	16.6%
% of FP17s for the same patient ID Re-attending between 3 & 9 months - Children	70	362	19.3%	58.7%	58.6%	57.5%
% of FP17s for the same patient ID Re-attending between 3 & 9 months - Adults	577	2,388	24.2%	49.8%	51.5%	50.4%
% of FP17s for Band 1 Urgent Courses	475	2,636	18.0%	9.5%	8.0%	9.1%
% of FP17s Relating to Free Repair or Replacements	23	2,636	0.9%	0.9%	0.8%	0.8%
% of FP17s Relating to Continuations	51	2,636	1.9%	1.3%	1.2%	1.3%
% of Patients satisfied with the dentistry they have received	10	10	100.0%	92.0%	92.8%	92.7%
% of Patients satisfied with the time they had to wait for an appointment	10	10	100.0%	86.7%	89.2%	88.8%

* This is based on patients treated on this contract for their most recent course of treatment. Figures in italics indicate the base number of FP17s or Patient Questionnaire responses are less than 100. N/A is shown where the base number of responses is less than 10 during the period. % is calculated as Quantity/Base number*100

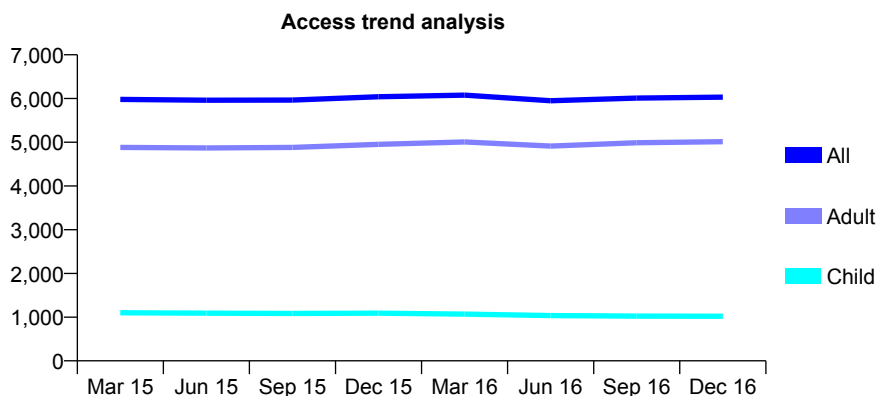
Q56 - Vital Signs At a Glance Contract Report for 812072/0001 - December 2016

Name or company name	MR JD WITHERLEY
Contract type name	GDS Contract
Purpose of contract	General
Contract start date	01/04/2006
Contract end date	

16/17 Contracted general activity (UDA)	14,528
Carry forward general activity (UDA)	-22
16/17 Contracted orthodontic activity (UOA)	0
Carry forward orthodontic activity (UOA)	0
Baseline contract value	£328,603.03

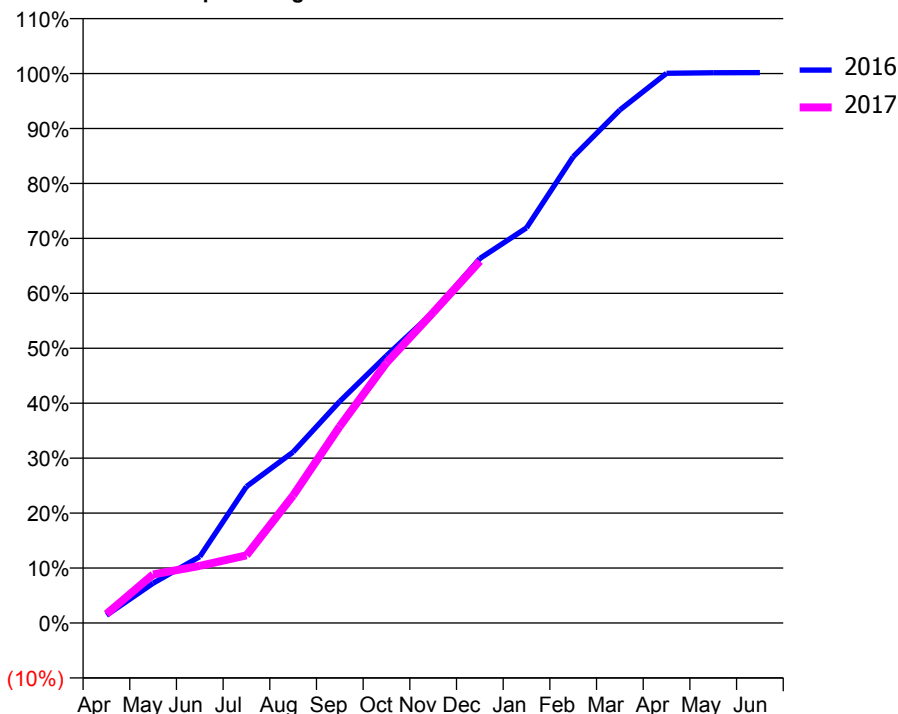
ACCESS*

Patients seen in 24 months	Total	Change since previous quarter
Quarter ending December 2015	6,041	
Quarter ending March 2016	6,076	→
Quarter ending June 2016	5,948	↓
Quarter ending September 2016	6,010	→
Quarter ending December 2016	6,031	→
Variance since December 2015	(0.2%)	→



ACTIVITY

Cumulative percentage of contracted UDA delivered 2016 & 2017



Month	Adjusted Scheduled Activity (UDA)	
	2016	2017
April	205	238
May	1,053	1,284
June	1,753	1,512
July	3,610	1,788
August	4,522	3,374
September	5,860	5,203
October	7,067	6,881
November	8,217	8,210
December	9,636	9,565
January	10,448	
February	12,327	
March	13,566	
April	14,532	
May	14,549	
June	14,550	

QUALITY

	Quantity	Base Number	Contract	AT	Region	England
% of FP17s for the same patient ID Re-attending within 3 months - Children	30	760	3.9%	11.3%	12.1%	12.4%
% of FP17s for the same patient ID Re-attending within 3 months - Adults	491	4,149	11.8%	15.1%	15.9%	16.6%
% of FP17s for the same patient ID Re-attending between 3 & 9 months - Children	170	760	22.4%	58.7%	58.6%	57.5%
% of FP17s for the same patient ID Re-attending between 3 & 9 months - Adults	1,121	4,149	27.0%	49.8%	51.5%	50.4%
% of FP17s for Band 1 Urgent Courses	361	4,450	8.1%	9.5%	8.0%	9.1%
% of FP17s Relating to Free Repair or Replacements	68	4,450	1.5%	0.9%	0.8%	0.8%
% of FP17s Relating to Continuations	92	4,450	2.1%	1.3%	1.2%	1.3%
% of Patients satisfied with the dentistry they have received	9	10	90.0%	92.0%	92.8%	92.7%
% of Patients satisfied with the time they had to wait for an appointment	9	10	90.0%	86.7%	89.2%	88.8%

* This is based on patients treated on this contract for their most recent course of treatment. Figures in italics indicate the base number of FP17s or Patient Questionnaire responses are less than 100. N/A is shown where the base number of responses is less than 10 during the period. % is calculated as Quantity/Base number*100

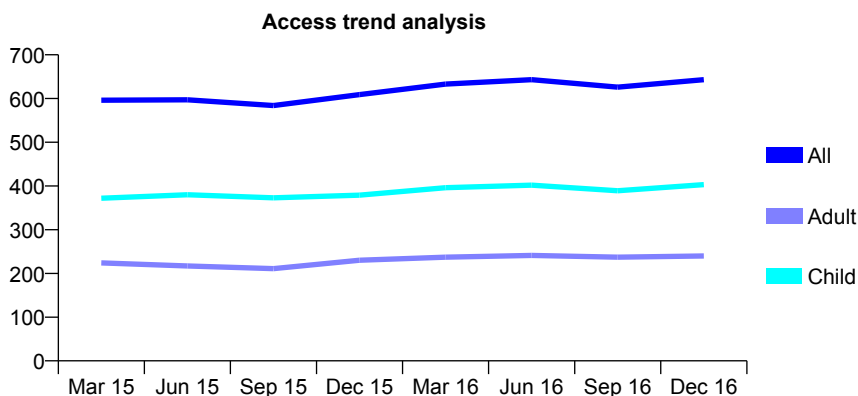
Q56 - Vital Signs At a Glance Contract Report for 812897/0001 - December 2016

Name or company name	MR WK DRYDEN
Contract type name	GDS Contract
Purpose of contract	General
Contract start date	01/04/2006
Contract end date	

16/17 Contracted general activity (UDA)	1,529
Carry forward general activity (UDA)	0
16/17 Contracted orthodontic activity (UOA)	0
Carry forward orthodontic activity (UOA)	0
Baseline contract value	£48,214.95

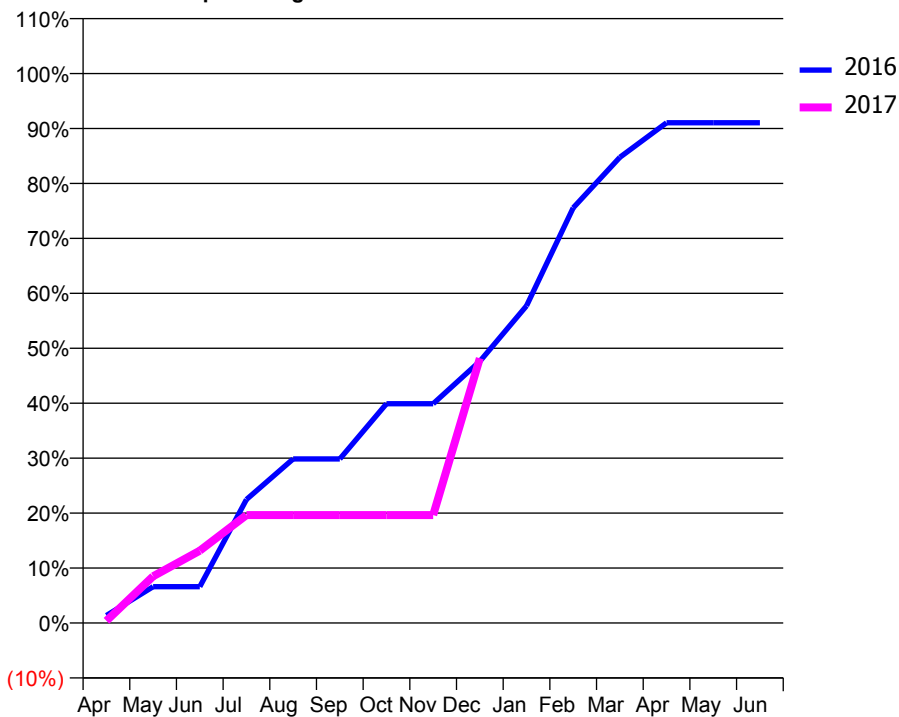
ACCESS*

Patients seen in 24 months	Total	Change since previous quarter
Quarter ending December 2015	609	
Quarter ending March 2016	633	↑
Quarter ending June 2016	643	→
Quarter ending September 2016	626	↓
Quarter ending December 2016	643	↑
Variance since December 2015	5.6%	↑



ACTIVITY

Cumulative percentage of contracted UDA delivered 2016 & 2017



Adjusted Scheduled Activity (UDA)

Month	2016	2017
April	21	6
May	101	130
June	101	201
July	344	300
August	457	300
September	457	300
October	610	300
November	610	300
December	728	737
January	883	
February	1,155	
March	1,296	
April	1,392	
May	1,392	
June	1,392	

QUALITY

	Quantity	Base Number	Contract	AT	Region	England
% of FP17s for the same patient ID Re-attending within 3 months - Children	25	415	6.0%	11.3%	12.1%	12.4%
% of FP17s for the same patient ID Re-attending within 3 months - Adults	8	142	5.6%	15.1%	15.9%	16.6%
% of FP17s for the same patient ID Re-attending between 3 & 9 months - Children	256	415	61.7%	58.7%	58.6%	57.5%
% of FP17s for the same patient ID Re-attending between 3 & 9 months - Adults	81	142	57.0%	49.8%	51.5%	50.4%
% of FP17s for Band 1 Urgent Courses	9	506	1.8%	9.5%	8.0%	9.1%
% of FP17s Relating to Free Repair or Replacements	0	506	0.0%	0.9%	0.8%	0.8%
% of FP17s Relating to Continuations	0	506	0.0%	1.3%	1.2%	1.3%
% of Patients satisfied with the dentistry they have received	0	0	N/A	92.0%	92.8%	92.7%
% of Patients satisfied with the time they had to wait for an appointment	0	0	N/A	86.7%	89.2%	88.8%

* This is based on patients treated on this contract for their most recent course of treatment. Figures in italics indicate the base number of FP17s or Patient Questionnaire responses are less than 100. N/A is shown where the base number of responses is less than 10 during the period. % is calculated as Quantity/Base number*100

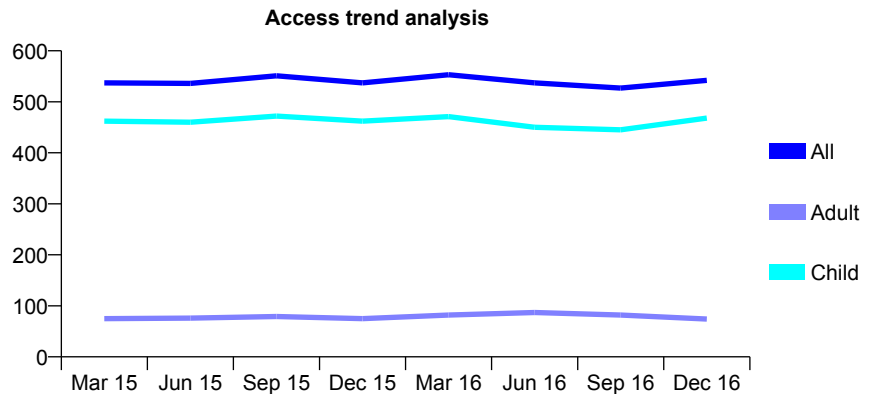
Q56 - Vital Signs At a Glance Contract Report for 813095/0002 - December 2016

Name or company name	MS BA BRABBINS
Contract type name	GDS Contract
Purpose of contract	General
Contract start date	01/04/2006
Contract end date	

16/17 Contracted general activity (UDA)	1,000
Carry forward general activity (UDA)	-20
16/17 Contracted orthodontic activity (UOA)	0
Carry forward orthodontic activity (UOA)	0
Baseline contract value	£24,085.87

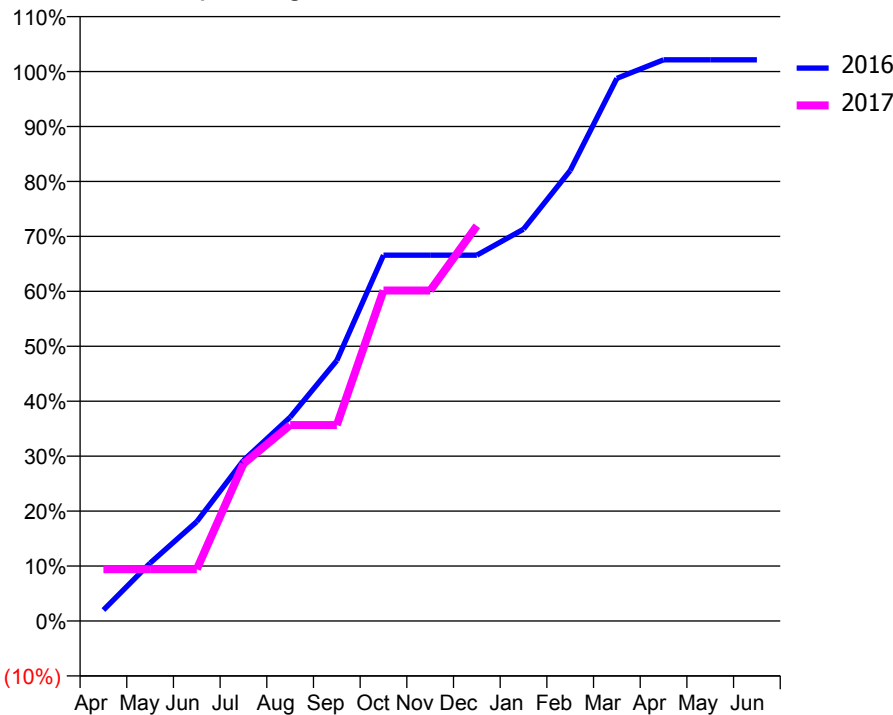
ACCESS*

Patients seen in 24 months	Total	Change since previous quarter
Quarter ending December 2015	537	
Quarter ending March 2016	553	↑
Quarter ending June 2016	537	↓
Quarter ending September 2016	527	↓
Quarter ending December 2016	542	↑
Variance since December 2015	0.9%	→



ACTIVITY

Cumulative percentage of contracted UDA delivered 2016 & 2017



Month	Adjusted Scheduled Activity (UDA)	
	2016	2017
April	20	94
May	105	94
June	181	94
July	292	286
August	371	357
September	474	357
October	666	601
November	666	601
December	666	719
January	713	
February	820	
March	988	
April	1,021	
May	1,021	
June	1,021	

QUALITY

	Quantity	Base Number	Contract	AT	Region	England
% of FP17s for the same patient ID Re-attending within 3 months - Children	32	579	5.5%	11.3%	12.1%	12.4%
% of FP17s for the same patient ID Re-attending within 3 months - Adults	1	24	4.2%	15.1%	15.9%	16.6%
% of FP17s for the same patient ID Re-attending between 3 & 9 months - Children	405	579	69.9%	58.7%	58.6%	57.5%
% of FP17s for the same patient ID Re-attending between 3 & 9 months - Adults	20	24	83.3%	49.8%	51.5%	50.4%
% of FP17s for Band 1 Urgent Courses	26	501	5.2%	9.5%	8.0%	9.1%
% of FP17s Relating to Free Repair or Replacements	0	501	0.0%	0.9%	0.8%	0.8%
% of FP17s Relating to Continuations	0	501	0.0%	1.3%	1.2%	1.3%
% of Patients satisfied with the dentistry they have received	0	0	N/A	92.0%	92.8%	92.7%
% of Patients satisfied with the time they had to wait for an appointment	0	0	N/A	86.7%	89.2%	88.8%

* This is based on patients treated on this contract for their most recent course of treatment. Figures in italics indicate the base number of FP17s or Patient Questionnaire responses are less than 100. N/A is shown where the base number of responses is less than 10 during the period. % is calculated as Quantity/Base number*100

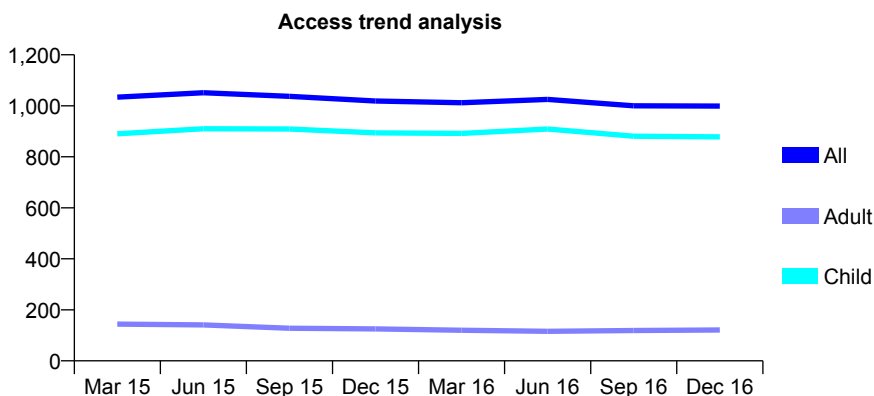
Q56 - Vital Signs At a Glance Contract Report for 819948/0001 - December 2016

Name or company name	MRS D STOKES
Contract type name	PDS Contract
Purpose of contract	General
Contract start date	01/06/2008
Contract end date	31/03/2018

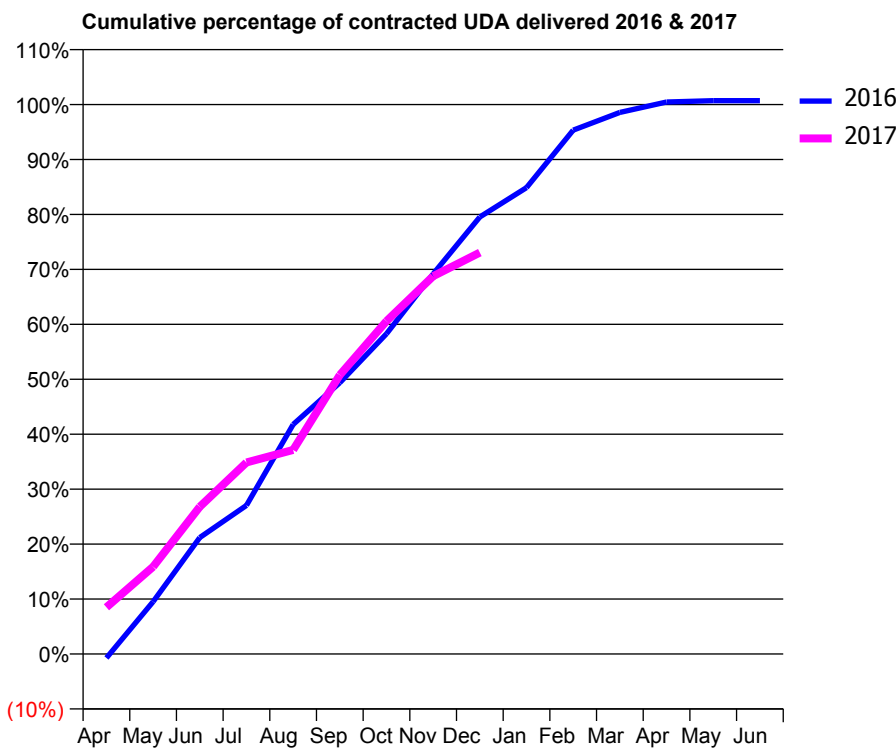
16/17 Contracted general activity (UDA)	2,129
Carry forward general activity (UDA)	-15
16/17 Contracted orthodontic activity (UOA)	0
Carry forward orthodontic activity (UOA)	0
Baseline contract value	£48,064.13

ACCESS*

Patients seen in 24 months	Total	Change since previous quarter
Quarter ending December 2015	1,019	
Quarter ending March 2016	1,012	→
Quarter ending June 2016	1,025	→
Quarter ending September 2016	1,000	↓
Quarter ending December 2016	999	→
Variance since December 2015	(2.0%)	↓



ACTIVITY



Month	Adjusted Scheduled Activity (UDA)	
	2016	2017
April	-16	181
May	203	338
June	451	571
July	576	742
August	889	791
September	1,051	1,081
October	1,241	1,290
November	1,473	1,464
December	1,693	1,555
January	1,807	
February	2,029	
March	2,099	
April	2,139	
May	2,144	
June	2,144	

QUALITY

	Quantity	Base Number	Contract	AT	Region	England
% of FP17s for the same patient ID Re-attending within 3 months - Children	104	1,074	9.7%	11.3%	12.1%	12.4%
% of FP17s for the same patient ID Re-attending within 3 months - Adults	5	44	11.4%	15.1%	15.9%	16.6%
% of FP17s for the same patient ID Re-attending between 3 & 9 months - Children	674	1,074	62.8%	58.7%	58.6%	57.5%
% of FP17s for the same patient ID Re-attending between 3 & 9 months - Adults	31	44	70.5%	49.8%	51.5%	50.4%
% of FP17s for Band 1 Urgent Courses	16	1,073	1.5%	9.5%	8.0%	9.1%
% of FP17s Relating to Free Repair or Replacements	0	1,073	0.0%	0.9%	0.8%	0.8%
% of FP17s Relating to Continuations	0	1,073	0.0%	1.3%	1.2%	1.3%
% of Patients satisfied with the dentistry they have received	4	4	N/A	92.0%	92.8%	92.7%
% of Patients satisfied with the time they had to wait for an appointment	3	4	N/A	86.7%	89.2%	88.8%

* This is based on patients treated on this contract for their most recent course of treatment. Figures in italics indicate the base number of FP17s or Patient Questionnaire responses are less than 100. N/A is shown where the base number of responses is less than 10 during the period. % is calculated as Quantity/Base number*100

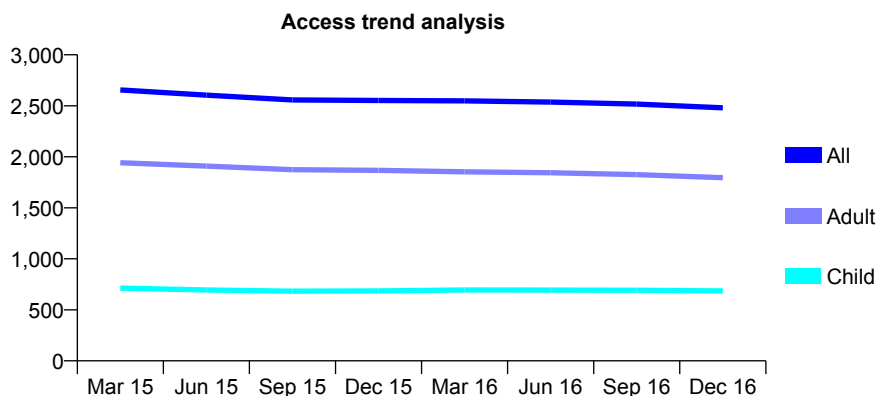
Q56 - Vital Signs At a Glance Contract Report for 825115/0001 - December 2016

Name or company name	MRS A RICKETTS
Contract type name	PDS Contract
Purpose of contract	General
Contract start date	01/05/2010
Contract end date	31/03/2018

16/17 Contracted general activity (UDA)	9,691
Carry forward general activity (UDA)	131
16/17 Contracted orthodontic activity (UOA)	0
Carry forward orthodontic activity (UOA)	0
Baseline contract value	£227,491.99

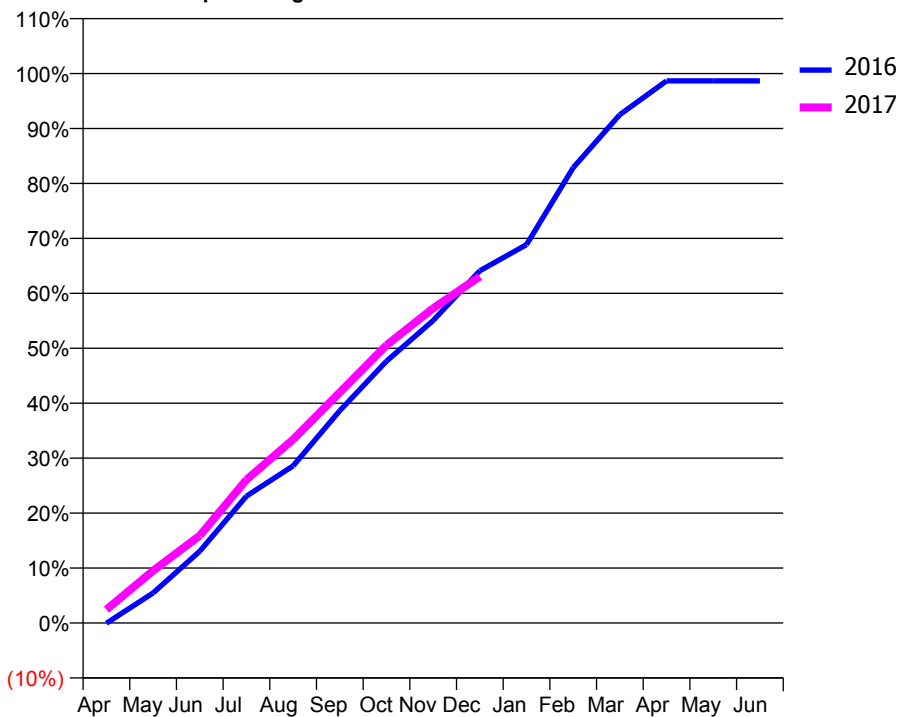
ACCESS*

Patients seen in 24 months	Total	Change since previous quarter
Quarter ending December 2015	2,552	
Quarter ending March 2016	2,548	→
Quarter ending June 2016	2,537	→
Quarter ending September 2016	2,517	→
Quarter ending December 2016	2,481	↓
Variance since December 2015	(2.8%)	↓



ACTIVITY

Cumulative percentage of contracted UDA delivered 2016 & 2017



Month	Adjusted Scheduled Activity (UDA)	
	2016	2017
April	-6	237
May	531	923
June	1,266	1,541
July	2,239	2,527
August	2,771	3,237
September	3,745	4,068
October	4,618	4,899
November	5,334	5,552
December	6,212	6,111
January	6,673	
February	8,030	
March	8,965	
April	9,560	
May	9,560	
June	9,560	

QUALITY

	Quantity	Base Number	Contract	AT	Region	England
% of FP17s for the same patient ID Re-attending within 3 months - Children	280	1,263	22.2%	11.3%	12.1%	12.4%
% of FP17s for the same patient ID Re-attending within 3 months - Adults	633	2,696	23.5%	15.1%	15.9%	16.6%
% of FP17s for the same patient ID Re-attending between 3 & 9 months - Children	836	1,263	66.2%	58.7%	58.6%	57.5%
% of FP17s for the same patient ID Re-attending between 3 & 9 months - Adults	1,742	2,696	64.6%	49.8%	51.5%	50.4%
% of FP17s for Band 1 Urgent Courses	294	3,739	7.9%	9.5%	8.0%	9.1%
% of FP17s Relating to Free Repair or Replacements	44	3,739	1.2%	0.9%	0.8%	0.8%
% of FP17s Relating to Continuations	21	3,739	0.6%	1.3%	1.2%	1.3%
% of Patients satisfied with the dentistry they have received	5	5	N/A	92.0%	92.8%	92.7%
% of Patients satisfied with the time they had to wait for an appointment	5	5	N/A	86.7%	89.2%	88.8%

* This is based on patients treated on this contract for their most recent course of treatment. Figures in italics indicate the base number of FP17s or Patient Questionnaire responses are less than 100. N/A is shown where the base number of responses is less than 10 during the period. % is calculated as Quantity/Base number*100

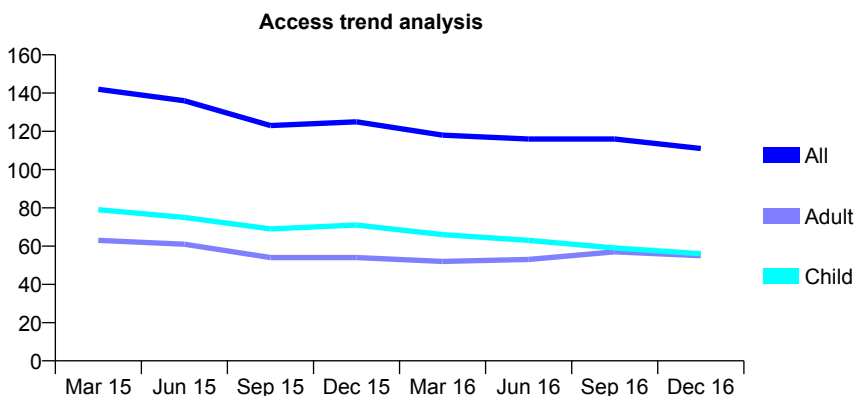
Q56 - Vital Signs At a Glance Contract Report for 825875/0001 - December 2016

Name or company name	MISS S PATEL
Contract type name	GDS Contract
Purpose of contract	General
Contract start date	01/04/2006
Contract end date	

16/17 Contracted general activity (UDA)	350
Carry forward general activity (UDA)	0
16/17 Contracted orthodontic activity (UOA)	0
Carry forward orthodontic activity (UOA)	0
Baseline contract value	£7,728.61

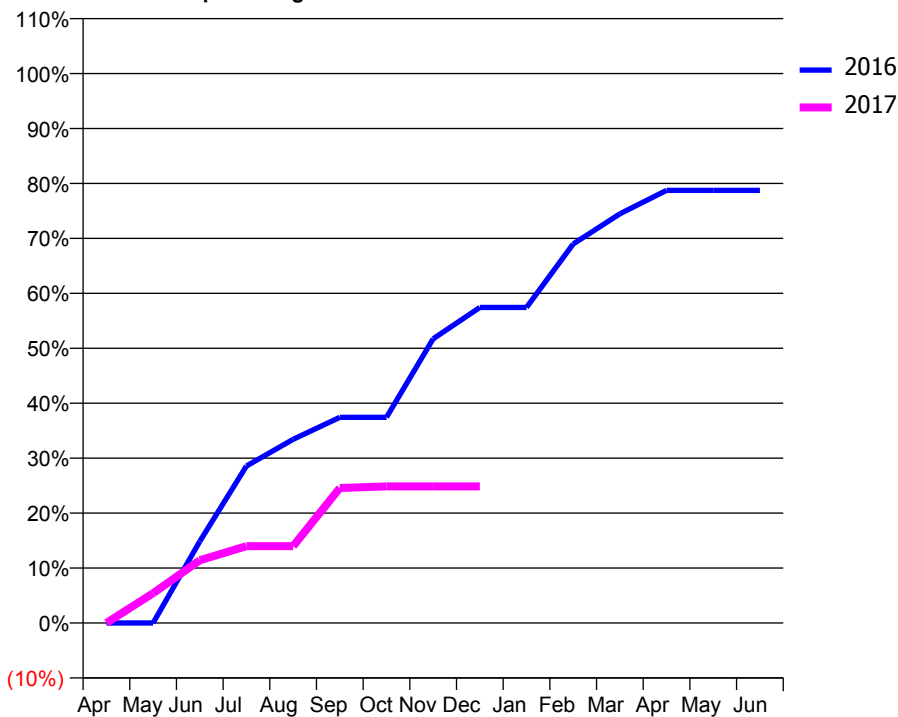
ACCESS*

Patients seen in 24 months	Total	Change since previous quarter
Quarter ending December 2015	125	
Quarter ending March 2016	118	↓
Quarter ending June 2016	116	↓
Quarter ending September 2016	116	→
Quarter ending December 2016	111	↓
Variance since December 2015	(11.2%)	↓



ACTIVITY

Cumulative percentage of contracted UDA delivered 2016 & 2017



Adjusted Scheduled Activity (UDA)

Month	2016	2017
April	0	0
May	0	19
June	52	40
July	100	49
August	117	49
September	131	86
October	131	87
November	181	87
December	201	87
January	201	
February	241	
March	261	
April	276	
May	276	
June	276	

QUALITY

	Quantity	Base Number	Contract	AT	Region	England
% of FP17s for the same patient ID Re-attending within 3 months - Children	2	34	5.9%	11.3%	12.1%	12.4%
% of FP17s for the same patient ID Re-attending within 3 months - Adults	0	25	0.0%	15.1%	15.9%	16.6%
% of FP17s for the same patient ID Re-attending between 3 & 9 months - Children	17	34	50.0%	58.7%	58.6%	57.5%
% of FP17s for the same patient ID Re-attending between 3 & 9 months - Adults	10	25	40.0%	49.8%	51.5%	50.4%
% of FP17s for Band 1 Urgent Courses	0	55	0.0%	9.5%	8.0%	9.1%
% of FP17s Relating to Free Repair or Replacements	0	55	0.0%	0.9%	0.8%	0.8%
% of FP17s Relating to Continuations	1	55	1.8%	1.3%	1.2%	1.3%
% of Patients satisfied with the dentistry they have received	0	0	N/A	92.0%	92.8%	92.7%
% of Patients satisfied with the time they had to wait for an appointment	0	0	N/A	86.7%	89.2%	88.8%

* This is based on patients treated on this contract for their most recent course of treatment. Figures in italics indicate the base number of FP17s or Patient Questionnaire responses are less than 100. N/A is shown where the base number of responses is less than 10 during the period. % is calculated as Quantity/Base number*100

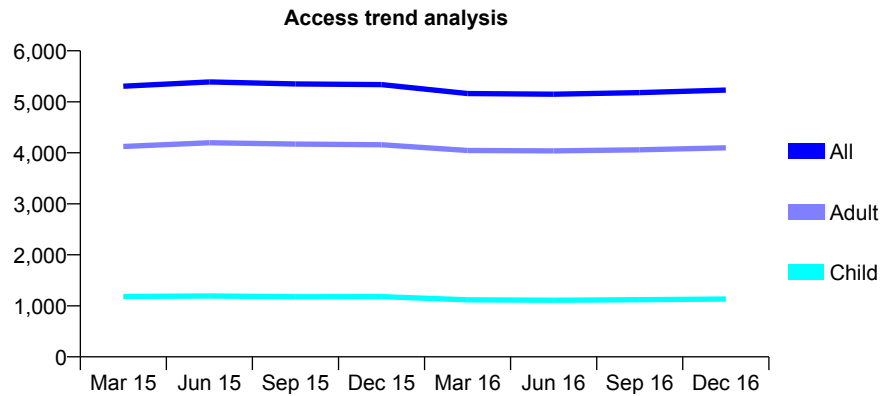
Q56 - Vital Signs At a Glance Contract Report for 827134/0006 - December 2016

Name or company name	MR JG PLUMMER
Contract type name	GDS Contract
Purpose of contract	General and Orthodontic
Contract start date	01/04/2006
Contract end date	

16/17 Contracted general activity (UDA)	13,778
Carry forward general activity (UDA)	180
16/17 Contracted orthodontic activity (UOA)	408
Carry forward orthodontic activity (UOA)	28
Baseline contract value	£554,633.23

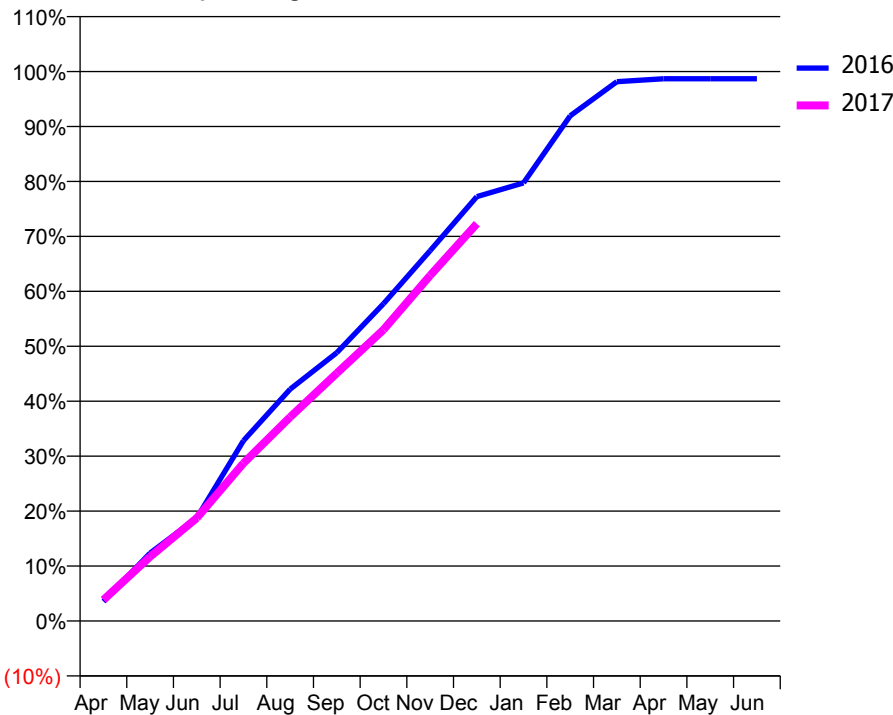
ACCESS*

Patients seen in 24 months	Total	Change since previous quarter
Quarter ending December 2015	5,338	
Quarter ending March 2016	5,163	↓
Quarter ending June 2016	5,149	→
Quarter ending September 2016	5,181	→
Quarter ending December 2016	5,231	→
Variance since December 2015	(2.0%)	↓



ACTIVITY

Cumulative percentage of contracted UDA delivered 2016 & 2017



Month	Adjusted Scheduled Activity (UDA)	
	2016	2017
April	488	529
May	1,704	1,614
June	2,585	2,583
July	4,521	3,956
August	5,813	5,115
September	6,728	6,215
October	7,957	7,305
November	9,288	8,666
December	10,641	9,961
January	10,985	
February	12,668	
March	13,523	
April	13,597	
May	13,598	
June	13,598	

QUALITY

	Quantity	Base Number	Contract	AT	Region	England
% of FP17s for the same patient ID Re-attending within 3 months - Children	110	1,311	8.4%	11.3%	12.1%	12.4%
% of FP17s for the same patient ID Re-attending within 3 months - Adults	549	4,149	13.2%	15.1%	15.9%	16.6%
% of FP17s for the same patient ID Re-attending between 3 & 9 months - Children	533	1,311	40.7%	58.7%	58.6%	57.5%
% of FP17s for the same patient ID Re-attending between 3 & 9 months - Adults	1,428	4,149	34.4%	49.8%	51.5%	50.4%
% of FP17s for Band 1 Urgent Courses	648	5,162	12.6%	9.5%	8.0%	9.1%
% of FP17s Relating to Free Repair or Replacements	108	5,162	2.1%	0.9%	0.8%	0.8%
% of FP17s Relating to Continuations	35	5,162	0.7%	1.3%	1.2%	1.3%
% of Patients satisfied with the dentistry they have received	7	7	N/A	92.0%	92.8%	92.7%
% of Patients satisfied with the time they had to wait for an appointment	7	7	N/A	86.7%	89.2%	88.8%

* This is based on patients treated on this contract for their most recent course of treatment. Figures in italics indicate the base number of FP17s or Patient Questionnaire responses are less than 100. N/A is shown where the base number of responses is less than 10 during the period. % is calculated as Quantity/Base number*100

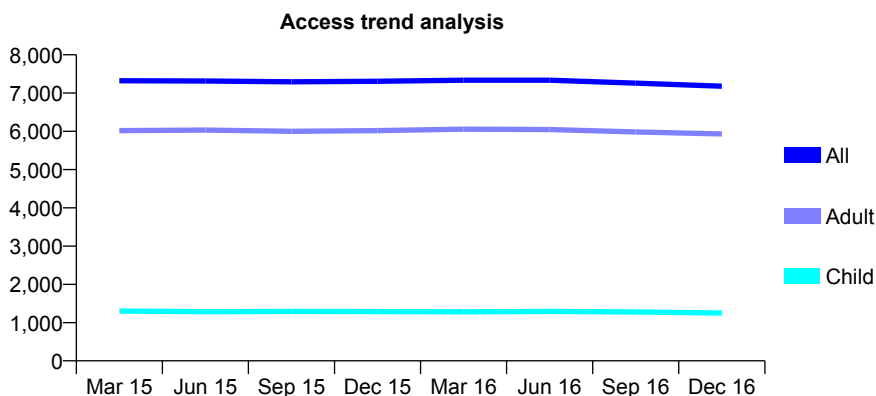
Q56 - Vital Signs At a Glance Contract Report for 827134/0007 - December 2016

Name or company name	MR JG PLUMMER
Contract type name	GDS Contract
Purpose of contract	General and Orthodontic
Contract start date	01/04/2006
Contract end date	

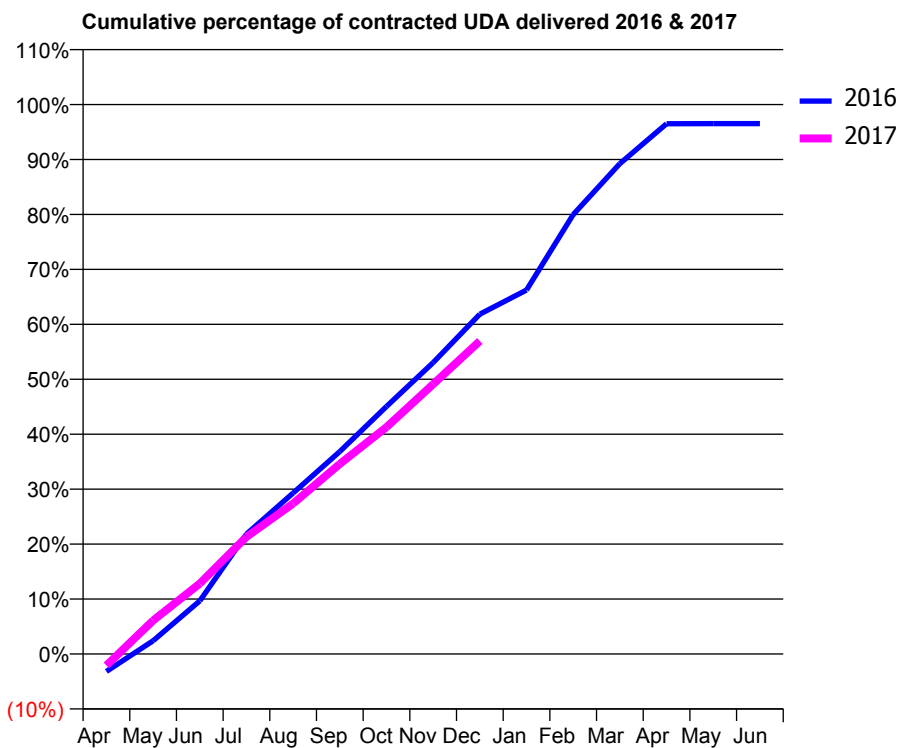
16/17 Contracted general activity (UDA)	17,482
Carry forward general activity (UDA)	609
16/17 Contracted orthodontic activity (UOA)	771
Carry forward orthodontic activity (UOA)	10
Baseline contract value	£697,818.48

ACCESS*

Patients seen in 24 months	Total	Change since previous quarter
Quarter ending December 2015	7,307	
Quarter ending March 2016	7,336	→
Quarter ending June 2016	7,336	→
Quarter ending September 2016	7,260	↓
Quarter ending December 2016	7,178	↓
Variance since December 2015	(1.8%)	↓



ACTIVITY



Month	Adjusted Scheduled Activity (UDA)	
	2016	2017
April	-558	-366
May	424	1,069
June	1,693	2,241
July	3,817	3,726
August	5,122	4,789
September	6,443	6,049
October	7,876	7,220
November	9,270	8,586
December	10,810	9,959
January	11,579	
February	13,982	
March	15,600	
April	16,869	
May	16,873	
June	16,873	

QUALITY

	Quantity	Base Number	Contract	AT	Region	England
% of FP17s for the same patient ID Re-attending within 3 months - Children	145	1,457	10.0%	11.3%	12.1%	12.4%
% of FP17s for the same patient ID Re-attending within 3 months - Adults	975	5,940	16.4%	15.1%	15.9%	16.6%
% of FP17s for the same patient ID Re-attending between 3 & 9 months - Children	582	1,457	39.9%	58.7%	58.6%	57.5%
% of FP17s for the same patient ID Re-attending between 3 & 9 months - Adults	2,425	5,940	40.8%	49.8%	51.5%	50.4%
% of FP17s for Band 1 Urgent Courses	911	5,844	15.6%	9.5%	8.0%	9.1%
% of FP17s Relating to Free Repair or Replacements	124	5,844	2.1%	0.9%	0.8%	0.8%
% of FP17s Relating to Continuations	44	5,844	0.8%	1.3%	1.2%	1.3%
% of Patients satisfied with the dentistry they have received	8	9	N/A	92.0%	92.8%	92.7%
% of Patients satisfied with the time they had to wait for an appointment	7	9	N/A	86.7%	89.2%	88.8%

* This is based on patients treated on this contract for their most recent course of treatment. Figures in italics indicate the base number of FP17s or Patient Questionnaire responses are less than 100. N/A is shown where the base number of responses is less than 10 during the period. % is calculated as Quantity/Base number*100

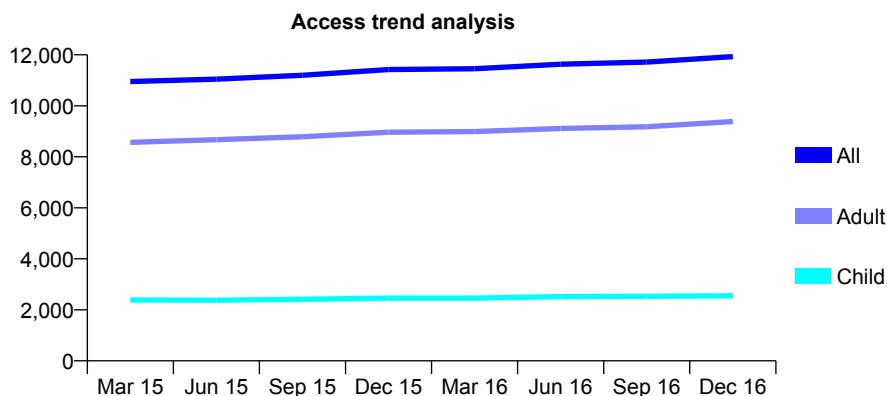
Q56 - Vital Signs At a Glance Contract Report for 827134/0008 - December 2016

Name or company name	MR JG PLUMMER
Contract type name	GDS Contract
Purpose of contract	General and Orthodontic
Contract start date	01/04/2006
Contract end date	

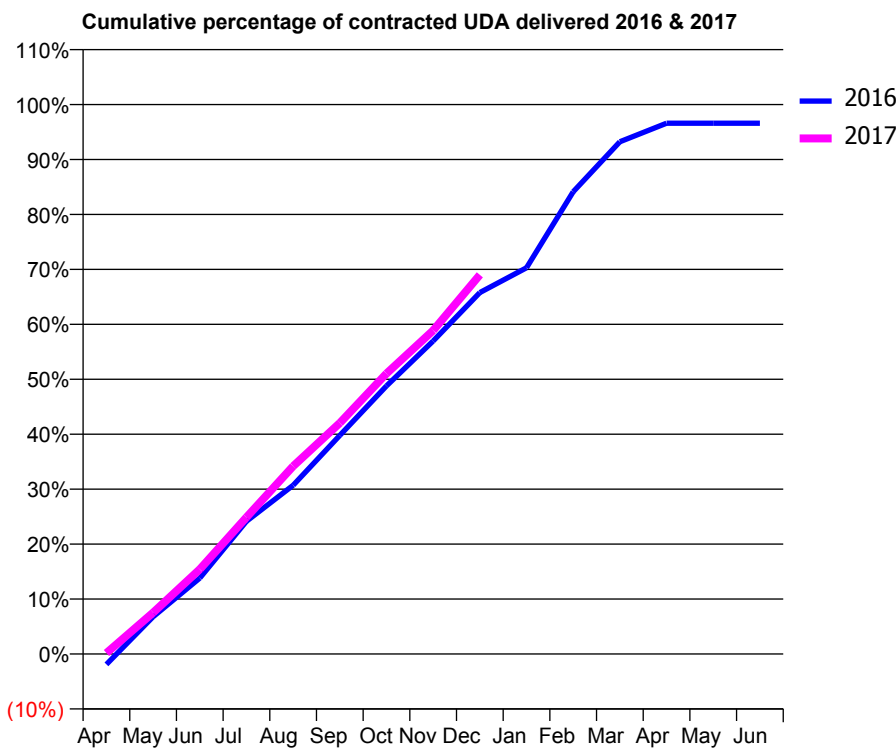
16/17 Contracted general activity (UDA)	25,930
Carry forward general activity (UDA)	882
16/17 Contracted orthodontic activity (UOA)	1,430
Carry forward orthodontic activity (UOA)	1
Baseline contract value	£842,438.28

ACCESS*

Patients seen in 24 months	Total	Change since previous quarter
Quarter ending December 2015	11,423	
Quarter ending March 2016	11,451	→
Quarter ending June 2016	11,629	→
Quarter ending September 2016	11,713	→
Quarter ending December 2016	11,928	→
Variance since December 2015	4.4%	↑



ACTIVITY



Month	Adjusted Scheduled Activity (UDA)	
	2016	2017
April	-497	47
May	1,759	1,955
June	3,581	3,998
July	6,265	6,452
August	7,965	8,862
September	10,316	10,904
October	12,651	13,236
November	14,770	15,268
December	17,055	17,894
January	18,226	
February	21,811	
March	24,169	
April	25,048	
May	25,048	
June	25,048	

QUALITY

	Quantity	Base Number	Contract	AT	Region	England
% of FP17s for the same patient ID Re-attending within 3 months - Children	258	3,018	8.5%	11.3%	12.1%	12.4%
% of FP17s for the same patient ID Re-attending within 3 months - Adults	1,333	9,769	13.6%	15.1%	15.9%	16.6%
% of FP17s for the same patient ID Re-attending between 3 & 9 months - Children	1,601	3,018	53.0%	58.7%	58.6%	57.5%
% of FP17s for the same patient ID Re-attending between 3 & 9 months - Adults	3,658	9,769	37.4%	49.8%	51.5%	50.4%
% of FP17s for Band 1 Urgent Courses	1,578	11,459	13.8%	9.5%	8.0%	9.1%
% of FP17s Relating to Free Repair or Replacements	85	11,459	0.7%	0.9%	0.8%	0.8%
% of FP17s Relating to Continuations	59	11,459	0.5%	1.3%	1.2%	1.3%
% of Patients satisfied with the dentistry they have received	13	14	92.9%	92.0%	92.8%	92.7%
% of Patients satisfied with the time they had to wait for an appointment	13	14	92.9%	86.7%	89.2%	88.8%

* This is based on patients treated on this contract for their most recent course of treatment. Figures in italics indicate the base number of FP17s or Patient Questionnaire responses are less than 100. N/A is shown where the base number of responses is less than 10 during the period. % is calculated as Quantity/Base number*100

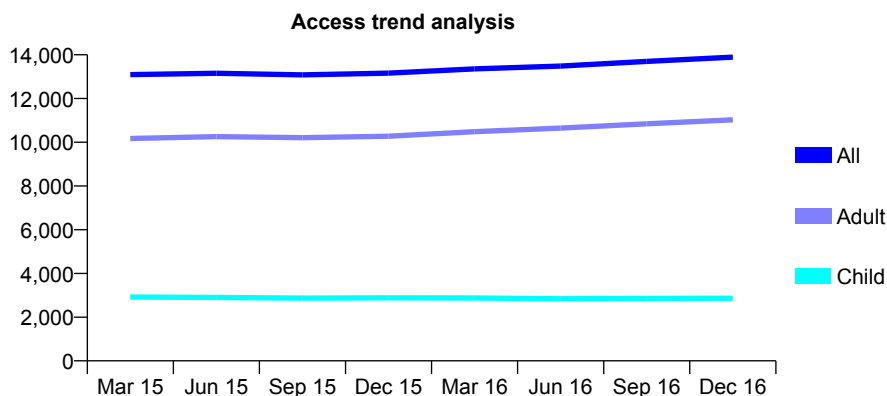
Q56 - Vital Signs At a Glance Contract Report for 827134/0009 - December 2016

Name or company name	MR JG PLUMMER
Contract type name	GDS Contract
Purpose of contract	General and Orthodontic
Contract start date	01/04/2006
Contract end date	

16/17 Contracted general activity (UDA)	32,392
Carry forward general activity (UDA)	1,115
16/17 Contracted orthodontic activity (UOA)	1,980
Carry forward orthodontic activity (UOA)	-16
Baseline contract value	£1,068,301.66

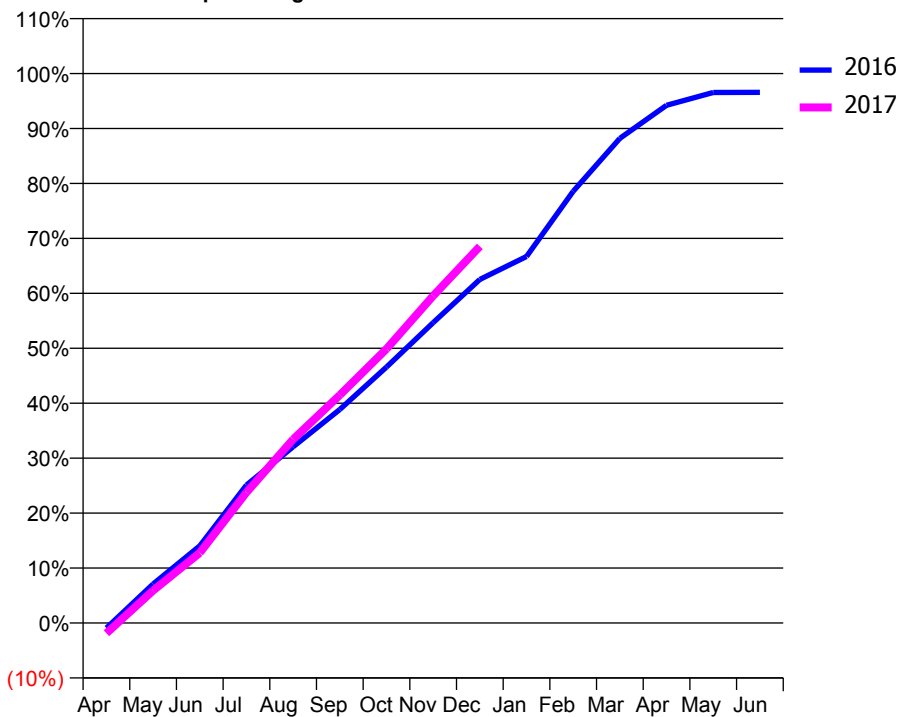
ACCESS*

Patients seen in 24 months	Total	Change since previous quarter
Quarter ending December 2015	13,161	
Quarter ending March 2016	13,355	→
Quarter ending June 2016	13,486	→
Quarter ending September 2016	13,700	→
Quarter ending December 2016	13,893	→
Variance since December 2015	5.6%	↑



ACTIVITY

Cumulative percentage of contracted UDA delivered 2016 & 2017



Adjusted Scheduled Activity (UDA)

Month	2016	2017
April	-306	-609
May	2,302	1,917
June	4,544	4,138
July	8,130	7,703
August	10,388	10,828
September	12,590	13,439
October	15,088	16,157
November	17,703	19,286
December	20,250	22,202
January	21,604	
February	25,450	
March	28,571	
April	30,521	
May	31,275	
June	31,277	

QUALITY

	Quantity	Base Number	Contract	AT	Region	England
% of FP17s for the same patient ID Re-attending within 3 months - Children	269	3,654	7.4%	11.3%	12.1%	12.4%
% of FP17s for the same patient ID Re-attending within 3 months - Adults	1,610	12,086	13.3%	15.1%	15.9%	16.6%
% of FP17s for the same patient ID Re-attending between 3 & 9 months - Children	2,087	3,654	57.1%	58.7%	58.6%	57.5%
% of FP17s for the same patient ID Re-attending between 3 & 9 months - Adults	5,300	12,086	43.9%	49.8%	51.5%	50.4%
% of FP17s for Band 1 Urgent Courses	1,896	13,901	13.6%	9.5%	8.0%	9.1%
% of FP17s Relating to Free Repair or Replacements	150	13,901	1.1%	0.9%	0.8%	0.8%
% of FP17s Relating to Continuations	87	13,901	0.6%	1.3%	1.2%	1.3%
% of Patients satisfied with the dentistry they have received	15	16	93.8%	92.0%	92.8%	92.7%
% of Patients satisfied with the time they had to wait for an appointment	11	16	68.8%	86.7%	89.2%	88.8%

* This is based on patients treated on this contract for their most recent course of treatment. Figures in italics indicate the base number of FP17s or Patient Questionnaire responses are less than 100. N/A is shown where the base number of responses is less than 10 during the period. % is calculated as Quantity/Base number*100

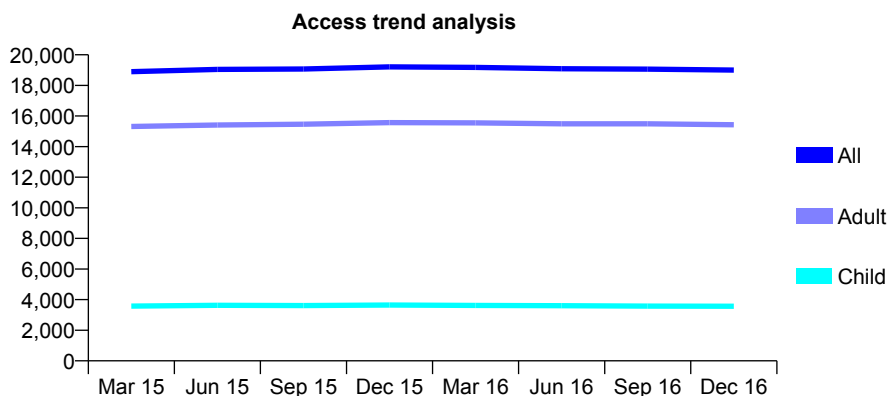
Q56 - Vital Signs At a Glance Contract Report for 827134/0010 - December 2016

Name or company name	MR JG PLUMMER
Contract type name	Pilot Contract
Purpose of contract	General and Orthodontic
Contract start date	01/04/2006
Contract end date	

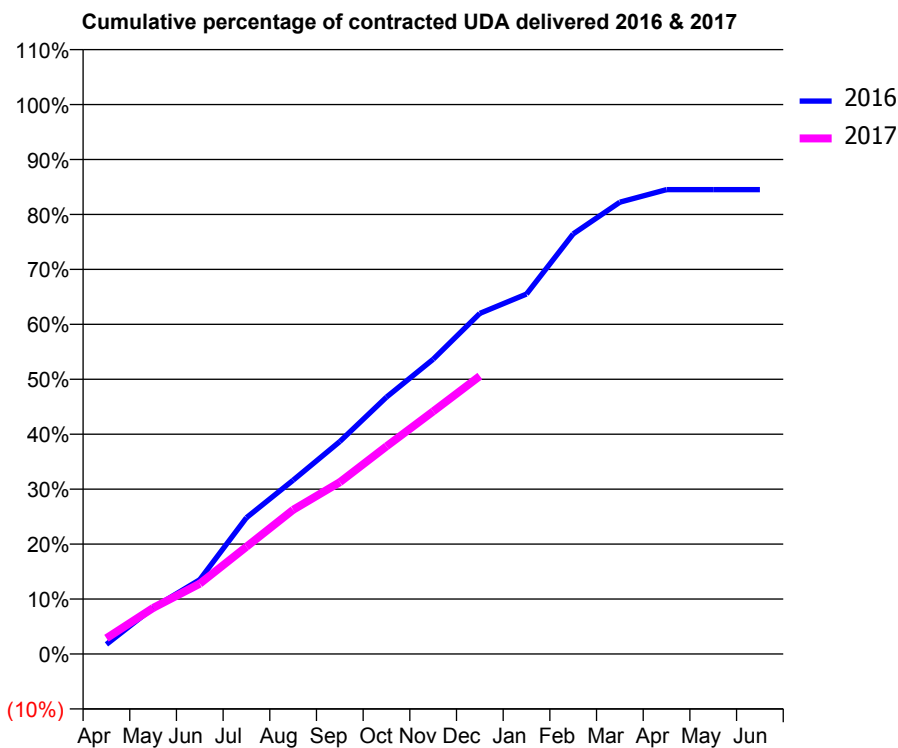
16/17 Contracted general activity (UDA)	51,443
Carry forward general activity (UDA)	0
16/17 Contracted orthodontic activity (UOA)	4,020
Carry forward orthodontic activity (UOA)	-22
Baseline contract value	£1,645,053.02

ACCESS*

Patients seen in 24 months	Total	Change since previous quarter
Quarter ending December 2015	19,215	
Quarter ending March 2016	19,178	→
Quarter ending June 2016	19,090	→
Quarter ending September 2016	19,063	→
Quarter ending December 2016	19,002	→
Variance since December 2015	(1.1%)	↓



ACTIVITY



Month	Adjusted Scheduled Activity (UDA)	
	2016	2017
April	907	1,485
May	4,328	4,308
June	6,963	6,583
July	12,767	10,049
August	16,277	13,502
September	19,894	16,079
October	24,044	19,446
November	27,598	22,710
December	31,890	26,028
January	33,701	
February	39,334	
March	42,302	
April	43,475	
May	43,476	
June	43,476	

QUALITY

	Quantity	Base Number	Contract	AT	Region	England
% of FP17s for the same patient ID Re-attending within 3 months - Children	246	4,032	6.1%	11.3%	12.1%	12.4%
% of FP17s for the same patient ID Re-attending within 3 months - Adults	1,443	13,912	10.4%	15.1%	15.9%	16.6%
% of FP17s for the same patient ID Re-attending between 3 & 9 months - Children	1,999	4,032	49.6%	58.7%	58.6%	57.5%
% of FP17s for the same patient ID Re-attending between 3 & 9 months - Adults	5,314	13,912	38.2%	49.8%	51.5%	50.4%
% of FP17s for Band 1 Urgent Courses	1,768	15,801	11.2%	9.5%	8.0%	9.1%
% of FP17s Relating to Free Repair or Replacements	177	15,801	1.1%	0.9%	0.8%	0.8%
% of FP17s Relating to Continuations	71	15,801	0.4%	1.3%	1.2%	1.3%
% of Patients satisfied with the dentistry they have received	39	39	100.0%	92.0%	92.8%	92.7%
% of Patients satisfied with the time they had to wait for an appointment	35	39	89.7%	86.7%	89.2%	88.8%

* This is based on patients treated on this contract for their most recent course of treatment. Figures in italics indicate the base number of FP17s or Patient Questionnaire responses are less than 100. N/A is shown where the base number of responses is less than 10 during the period. % is calculated as Quantity/Base number*100

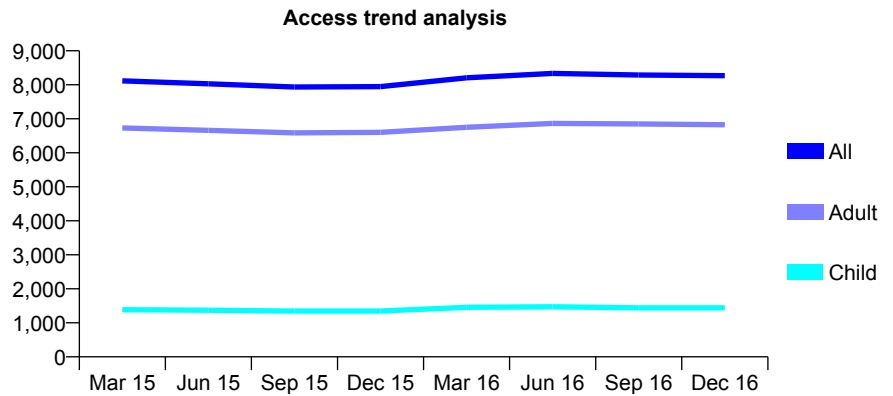
Q56 - Vital Signs At a Glance Contract Report for 827134/0012 - December 2016

Name or company name	MR JG PLUMMER
Contract type name	GDS Contract
Purpose of contract	General and Orthodontic
Contract start date	01/04/2006
Contract end date	

16/17 Contracted general activity (UDA)	22,126
Carry forward general activity (UDA)	594
16/17 Contracted orthodontic activity (UOA)	1,190
Carry forward orthodontic activity (UOA)	11
Baseline contract value	£817,577.63

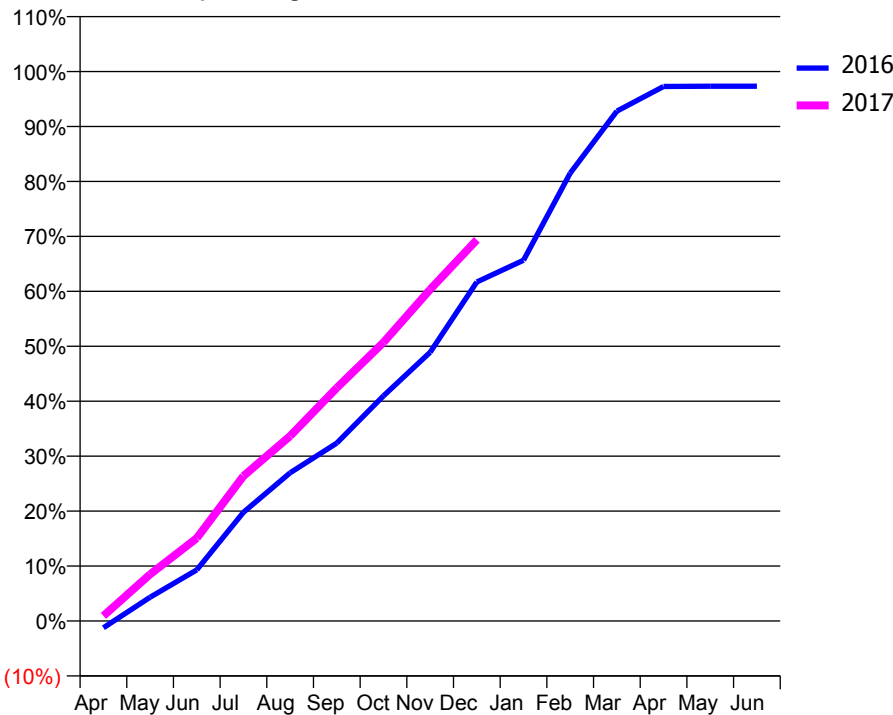
ACCESS*

Patients seen in 24 months	Total	Change since previous quarter
Quarter ending December 2015	7,949	
Quarter ending March 2016	8,205	↑
Quarter ending June 2016	8,335	→
Quarter ending September 2016	8,290	→
Quarter ending December 2016	8,268	→
Variance since December 2015	4.0%	↑



ACTIVITY

Cumulative percentage of contracted UDA delivered 2016 & 2017



Month	Adjusted Scheduled Activity (UDA)	
	2016	2017
April	-279	209
May	959	1,880
June	2,060	3,337
July	4,380	5,839
August	5,966	7,450
September	7,165	9,386
October	9,065	11,221
November	10,823	13,349
December	13,652	15,347
January	14,524	
February	18,033	
March	20,532	
April	21,525	
May	21,532	
June	21,532	

QUALITY

	Quantity	Base Number	Contract	AT	Region	England
% of FP17s for the same patient ID Re-attending within 3 months - Children	208	1,779	11.7%	11.3%	12.1%	12.4%
% of FP17s for the same patient ID Re-attending within 3 months - Adults	929	6,720	13.8%	15.1%	15.9%	16.6%
% of FP17s for the same patient ID Re-attending between 3 & 9 months - Children	793	1,779	44.6%	58.7%	58.6%	57.5%
% of FP17s for the same patient ID Re-attending between 3 & 9 months - Adults	2,099	6,720	31.2%	49.8%	51.5%	50.4%
% of FP17s for Band 1 Urgent Courses	884	7,620	11.6%	9.5%	8.0%	9.1%
% of FP17s Relating to Free Repair or Replacements	254	7,620	3.3%	0.9%	0.8%	0.8%
% of FP17s Relating to Continuations	85	7,620	1.1%	1.3%	1.2%	1.3%
% of Patients satisfied with the dentistry they have received	11	11	100.0%	92.0%	92.8%	92.7%
% of Patients satisfied with the time they had to wait for an appointment	7	11	63.6%	86.7%	89.2%	88.8%

* This is based on patients treated on this contract for their most recent course of treatment. Figures in italics indicate the base number of FP17s or Patient Questionnaire responses are less than 100. N/A is shown where the base number of responses is less than 10 during the period. % is calculated as Quantity/Base number*100

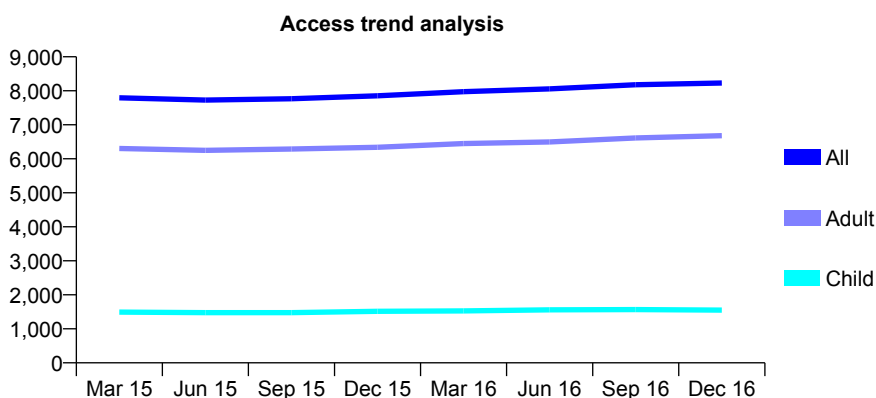
Q56 - Vital Signs At a Glance Contract Report for 827134/0013 - December 2016

Name or company name	MR JG PLUMMER
Contract type name	GDS Contract
Purpose of contract	General and Orthodontic
Contract start date	01/04/2006
Contract end date	

16/17 Contracted general activity (UDA)	24,945
Carry forward general activity (UDA)	940
16/17 Contracted orthodontic activity (UOA)	2,064
Carry forward orthodontic activity (UOA)	58
Baseline contract value	£877,312.34

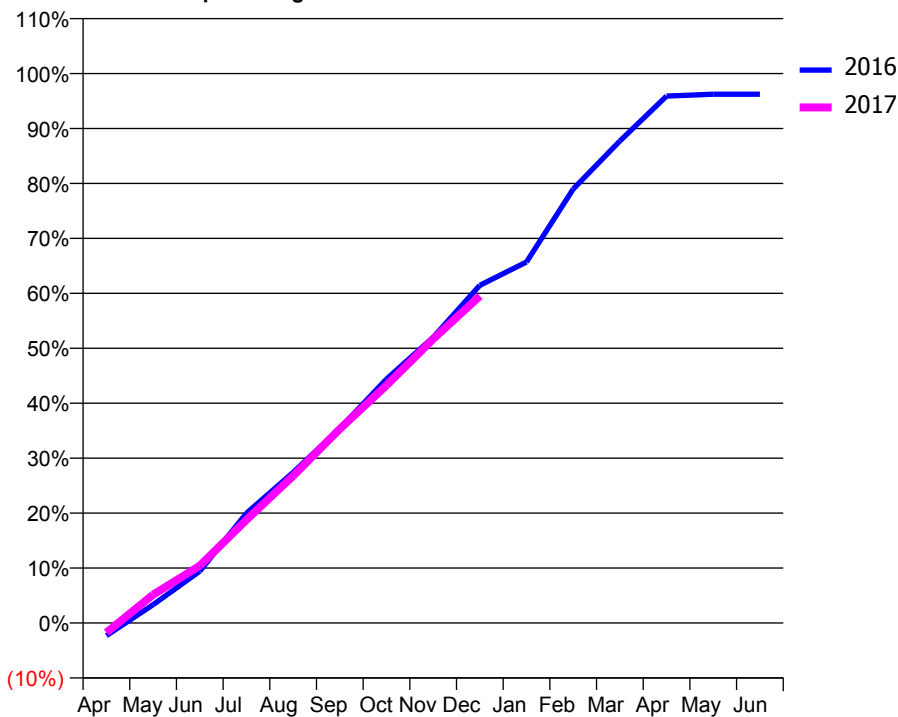
ACCESS*

Patients seen in 24 months	Total	Change since previous quarter
Quarter ending December 2015	7,854	
Quarter ending March 2016	7,976	→
Quarter ending June 2016	8,057	→
Quarter ending September 2016	8,180	→
Quarter ending December 2016	8,231	→
Variance since December 2015	4.8%	↑



ACTIVITY

Cumulative percentage of contracted UDA delivered 2016 & 2017



Month	Adjusted Scheduled Activity (UDA)	
	2016	2017
April	-579	-438
May	830	1,289
June	2,352	2,602
July	4,986	4,680
August	6,835	6,681
September	8,837	8,812
October	11,074	10,793
November	12,972	12,888
December	15,333	14,848
January	16,387	
February	19,699	
March	21,880	
April	23,921	
May	24,005	
June	24,005	

QUALITY

	Quantity	Base Number	Contract	AT	Region	England
% of FP17s for the same patient ID Re-attending within 3 months - Children	214	1,948	11.0%	11.3%	12.1%	12.4%
% of FP17s for the same patient ID Re-attending within 3 months - Adults	1,020	6,942	14.7%	15.1%	15.9%	16.6%
% of FP17s for the same patient ID Re-attending between 3 & 9 months - Children	833	1,948	42.8%	58.7%	58.6%	57.5%
% of FP17s for the same patient ID Re-attending between 3 & 9 months - Adults	2,901	6,942	41.8%	49.8%	51.5%	50.4%
% of FP17s for Band 1 Urgent Courses	1,375	7,676	17.9%	9.5%	8.0%	9.1%
% of FP17s Relating to Free Repair or Replacements	111	7,676	1.4%	0.9%	0.8%	0.8%
% of FP17s Relating to Continuations	87	7,676	1.1%	1.3%	1.2%	1.3%
% of Patients satisfied with the dentistry they have received	10	10	100.0%	92.0%	92.8%	92.7%
% of Patients satisfied with the time they had to wait for an appointment	8	10	80.0%	86.7%	89.2%	88.8%

* This is based on patients treated on this contract for their most recent course of treatment. Figures in italics indicate the base number of FP17s or Patient Questionnaire responses are less than 100. N/A is shown where the base number of responses is less than 10 during the period. % is calculated as Quantity/Base number*100

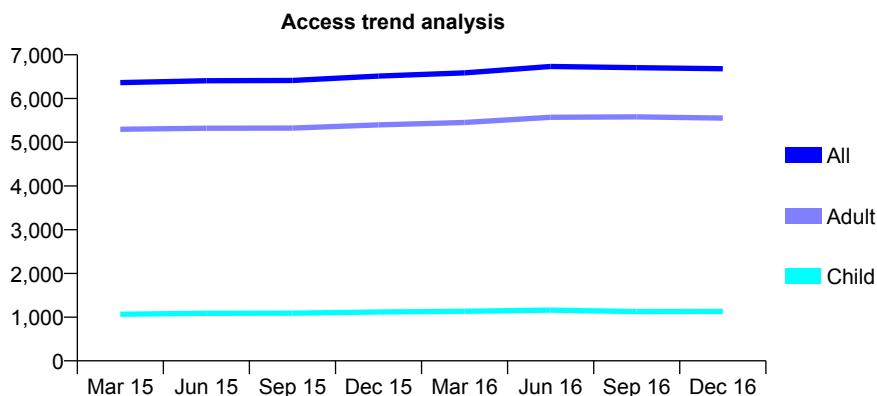
Q56 - Vital Signs At a Glance Contract Report for 827134/0014 - December 2016

Name or company name	MR JG PLUMMER
Contract type name	GDS Contract
Purpose of contract	General and Orthodontic
Contract start date	01/04/2006
Contract end date	

16/17 Contracted general activity (UDA)	15,368
Carry forward general activity (UDA)	390
16/17 Contracted orthodontic activity (UOA)	396
Carry forward orthodontic activity (UOA)	-1
Baseline contract value	£511,579.58

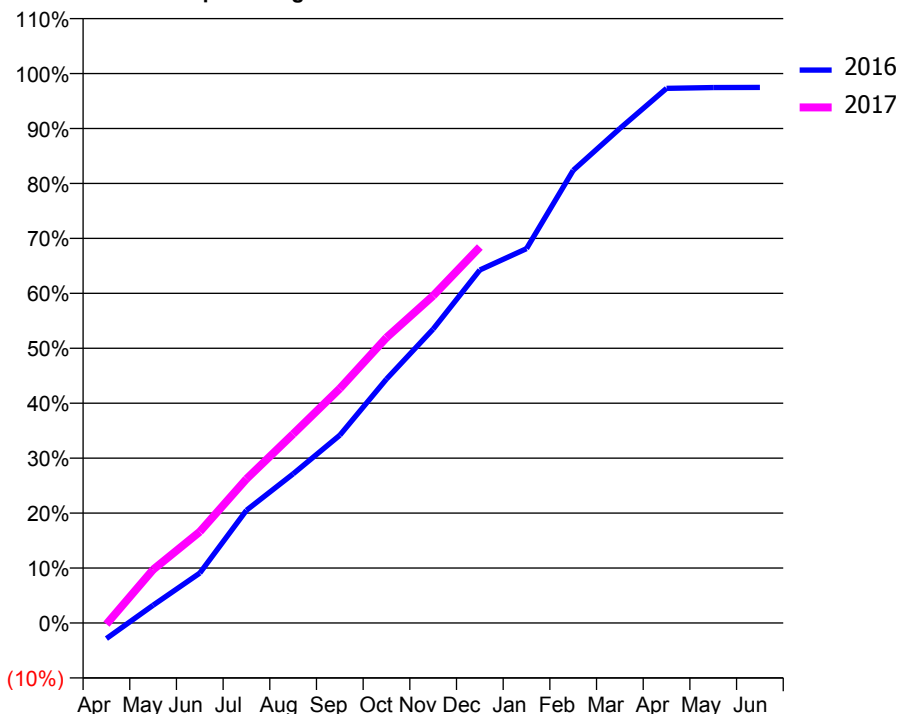
ACCESS*

Patients seen in 24 months	Total	Change since previous quarter
Quarter ending December 2015	6,514	
Quarter ending March 2016	6,586	→
Quarter ending June 2016	6,732	↑
Quarter ending September 2016	6,707	→
Quarter ending December 2016	6,681	→
Variance since December 2015	2.6%	↑



ACTIVITY

Cumulative percentage of contracted UDA delivered 2016 & 2017



Month	Adjusted Scheduled Activity (UDA)	
	2016	2017
April	-439	-36
May	496	1,493
June	1,398	2,553
July	3,153	4,028
August	4,172	5,288
September	5,254	6,557
October	6,823	7,982
November	8,222	9,155
December	9,873	10,515
January	10,468	
February	12,659	
March	13,832	
April	14,951	
May	14,977	
June	14,978	

QUALITY

	Quantity	Base Number	Contract	AT	Region	England
% of FP17s for the same patient ID Re-attending within 3 months - Children	73	1,168	6.3%	11.3%	12.1%	12.4%
% of FP17s for the same patient ID Re-attending within 3 months - Adults	737	5,439	13.6%	15.1%	15.9%	16.6%
% of FP17s for the same patient ID Re-attending between 3 & 9 months - Children	426	1,168	36.5%	58.7%	58.6%	57.5%
% of FP17s for the same patient ID Re-attending between 3 & 9 months - Adults	1,729	5,439	31.8%	49.8%	51.5%	50.4%
% of FP17s for Band 1 Urgent Courses	1,030	5,977	17.2%	9.5%	8.0%	9.1%
% of FP17s Relating to Free Repair or Replacements	71	5,977	1.2%	0.9%	0.8%	0.8%
% of FP17s Relating to Continuations	45	5,977	0.8%	1.3%	1.2%	1.3%
% of Patients satisfied with the dentistry they have received	8	8	N/A	92.0%	92.8%	92.7%
% of Patients satisfied with the time they had to wait for an appointment	8	8	N/A	86.7%	89.2%	88.8%

* This is based on patients treated on this contract for their most recent course of treatment. Figures in italics indicate the base number of FP17s or Patient Questionnaire responses are less than 100. N/A is shown where the base number of responses is less than 10 during the period. % is calculated as Quantity/Base number*100

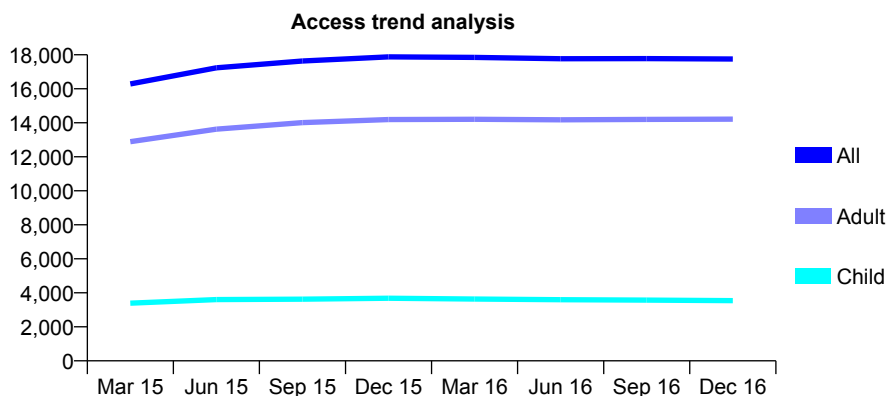
Q56 - Vital Signs At a Glance Contract Report for 827134/0015 - December 2016

Name or company name	MR JG PLUMMER
Contract type name	GDS Contract
Purpose of contract	General and Orthodontic
Contract start date	01/04/2006
Contract end date	

16/17 Contracted general activity (UDA)	51,722
Carry forward general activity (UDA)	1,394
16/17 Contracted orthodontic activity (UOA)	1,341
Carry forward orthodontic activity (UOA)	-16
Baseline contract value	£1,406,848.51

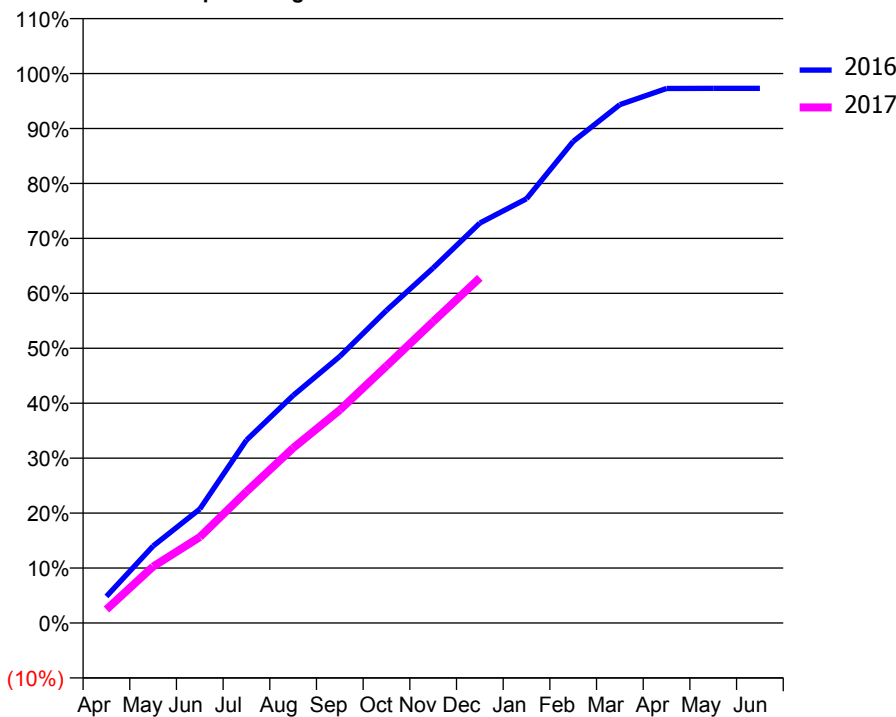
ACCESS*

Patients seen in 24 months	Total	Change since previous quarter
Quarter ending December 2015	17,875	
Quarter ending March 2016	17,847	→
Quarter ending June 2016	17,767	→
Quarter ending September 2016	17,773	→
Quarter ending December 2016	17,756	→
Variance since December 2015	(0.7%)	→



ACTIVITY

Cumulative percentage of contracted UDA delivered 2016 & 2017



Month	Adjusted Scheduled Activity (UDA)	
	2016	2017
April	2,506	1,271
May	7,254	5,318
June	10,728	8,095
July	17,213	12,368
August	21,418	16,473
September	25,102	20,045
October	29,427	24,196
November	33,415	28,373
December	37,653	32,492
January	39,937	
February	45,331	
March	48,800	
April	50,318	
May	50,325	
June	50,328	

QUALITY

	Quantity	Base Number	Contract	AT	Region	England
% of FP17s for the same patient ID Re-attending within 3 months - Children	303	3,999	7.6%	11.3%	12.1%	12.4%
% of FP17s for the same patient ID Re-attending within 3 months - Adults	2,505	15,430	16.2%	15.1%	15.9%	16.6%
% of FP17s for the same patient ID Re-attending between 3 & 9 months - Children	1,895	3,999	47.4%	58.7%	58.6%	57.5%
% of FP17s for the same patient ID Re-attending between 3 & 9 months - Adults	6,399	15,430	41.5%	49.8%	51.5%	50.4%
% of FP17s for Band 1 Urgent Courses	2,373	17,869	13.3%	9.5%	8.0%	9.1%
% of FP17s Relating to Free Repair or Replacements	183	17,869	1.0%	0.9%	0.8%	0.8%
% of FP17s Relating to Continuations	166	17,869	0.9%	1.3%	1.2%	1.3%
% of Patients satisfied with the dentistry they have received	41	42	97.6%	92.0%	92.8%	92.7%
% of Patients satisfied with the time they had to wait for an appointment	39	42	92.9%	86.7%	89.2%	88.8%

* This is based on patients treated on this contract for their most recent course of treatment. Figures in italics indicate the base number of FP17s or Patient Questionnaire responses are less than 100. N/A is shown where the base number of responses is less than 10 during the period. % is calculated as Quantity/Base number*100

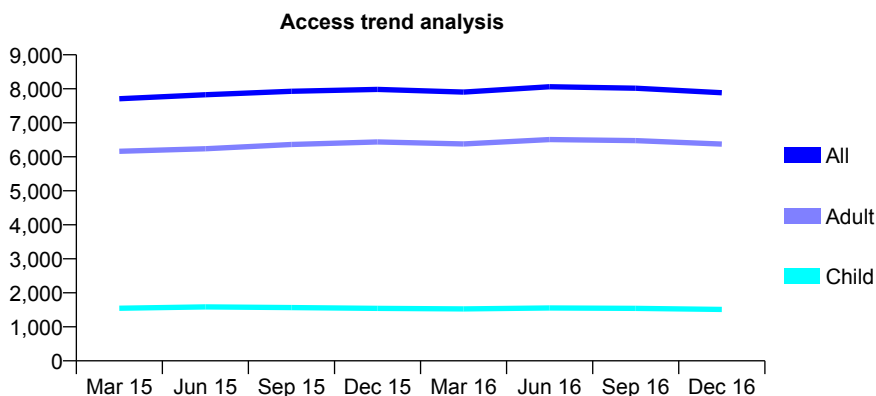
Q56 - Vital Signs At a Glance Contract Report for 827134/0016 - December 2016

Name or company name	MR JG PLUMMER
Contract type name	GDS Contract
Purpose of contract	General and Orthodontic
Contract start date	01/04/2006
Contract end date	

16/17 Contracted general activity (UDA)	20,424
Carry forward general activity (UDA)	18
16/17 Contracted orthodontic activity (UOA)	500
Carry forward orthodontic activity (UOA)	10
Baseline contract value	£624,811.22

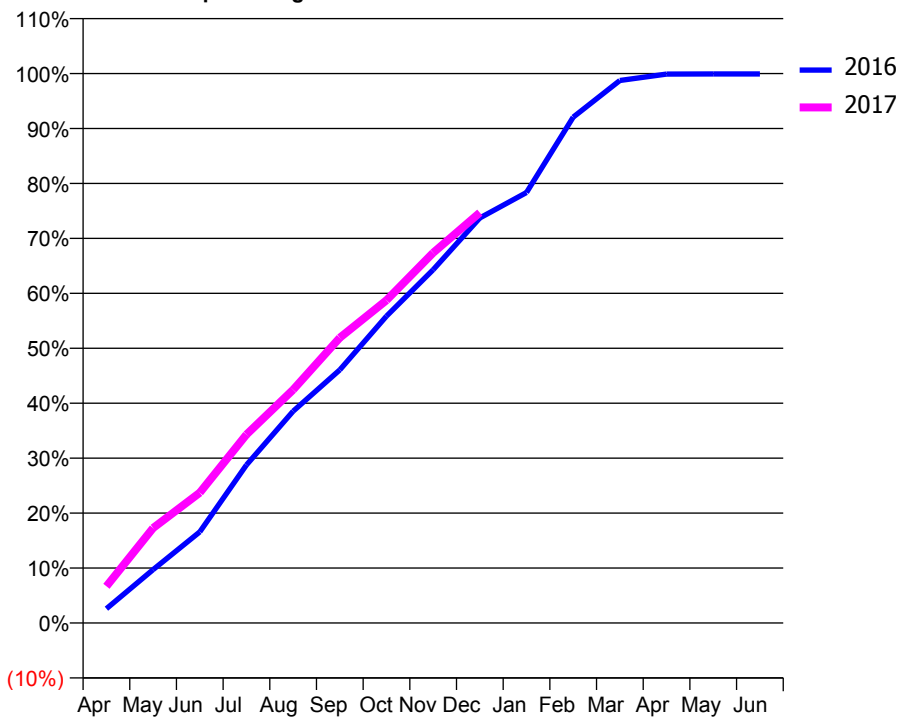
ACCESS*

Patients seen in 24 months	Total	Change since previous quarter
Quarter ending December 2015	7,983	
Quarter ending March 2016	7,904	→
Quarter ending June 2016	8,059	→
Quarter ending September 2016	8,018	→
Quarter ending December 2016	7,886	↓
Variance since December 2015	(1.2%)	↓



ACTIVITY

Cumulative percentage of contracted UDA delivered 2016 & 2017



Month	Adjusted Scheduled Activity (UDA)	
	2016	2017
April	530	1,364
May	1,986	3,534
June	3,387	4,843
July	5,875	7,006
August	7,873	8,669
September	9,410	10,605
October	11,408	11,997
November	13,130	13,759
December	15,054	15,253
January	16,003	
February	18,803	
March	20,166	
April	20,401	
May	20,406	
June	20,406	

QUALITY

	Quantity	Base Number	Contract	AT	Region	England
% of FP17s for the same patient ID Re-attending within 3 months - Children	91	1,641	5.5%	11.3%	12.1%	12.4%
% of FP17s for the same patient ID Re-attending within 3 months - Adults	844	6,386	13.2%	15.1%	15.9%	16.6%
% of FP17s for the same patient ID Re-attending between 3 & 9 months - Children	770	1,641	46.9%	58.7%	58.6%	57.5%
% of FP17s for the same patient ID Re-attending between 3 & 9 months - Adults	2,500	6,386	39.1%	49.8%	51.5%	50.4%
% of FP17s for Band 1 Urgent Courses	908	7,704	11.8%	9.5%	8.0%	9.1%
% of FP17s Relating to Free Repair or Replacements	172	7,704	2.2%	0.9%	0.8%	0.8%
% of FP17s Relating to Continuations	51	7,704	0.7%	1.3%	1.2%	1.3%
% of Patients satisfied with the dentistry they have received	9	9	N/A	92.0%	92.8%	92.7%
% of Patients satisfied with the time they had to wait for an appointment	8	9	N/A	86.7%	89.2%	88.8%

* This is based on patients treated on this contract for their most recent course of treatment. Figures in italics indicate the base number of FP17s or Patient Questionnaire responses are less than 100. N/A is shown where the base number of responses is less than 10 during the period. % is calculated as Quantity/Base number*100

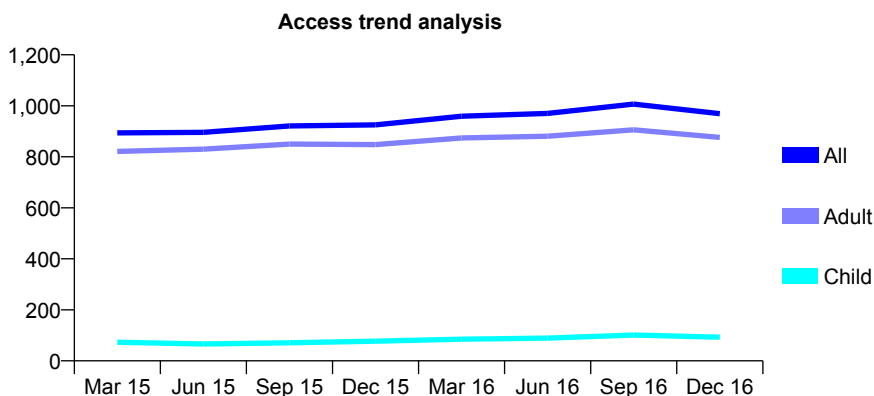
Q56 - Vital Signs At a Glance Contract Report for 827134/0017 - December 2016

Name or company name	MR JG PLUMMER
Contract type name	PDS Contract
Purpose of contract	General
Contract start date	01/02/2008
Contract end date	31/03/2018

16/17 Contracted general activity (UDA)	2,800
Carry forward general activity (UDA)	0
16/17 Contracted orthodontic activity (UOA)	0
Carry forward orthodontic activity (UOA)	0
Baseline contract value	£152,795.30

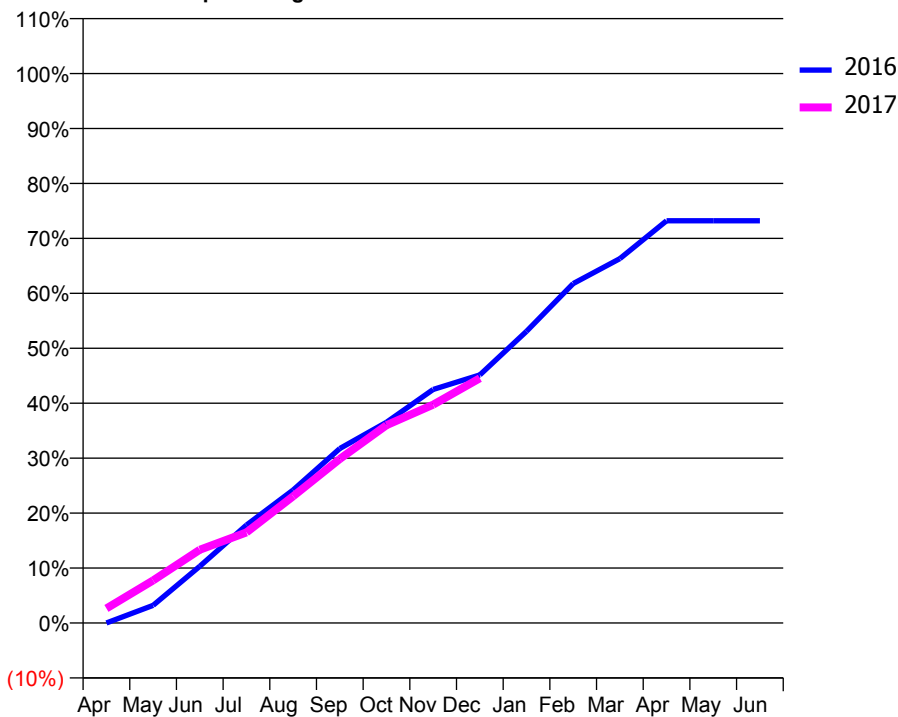
ACCESS*

Patients seen in 24 months	Total	Change since previous quarter
Quarter ending December 2015	925	
Quarter ending March 2016	959	↑
Quarter ending June 2016	970	→
Quarter ending September 2016	1,007	↑
Quarter ending December 2016	969	↓
Variance since December 2015	4.8%	↑



ACTIVITY

Cumulative percentage of contracted UDA delivered 2016 & 2017



Month	Adjusted Scheduled Activity (UDA)	
	2016	2017
April	0	74
May	90	217
June	289	373
July	499	462
August	678	646
September	889	836
October	1,023	1,008
November	1,190	1,112
December	1,264	1,247
January	1,486	
February	1,730	
March	1,857	
April	2,050	
May	2,050	
June	2,050	

QUALITY

	Quantity	Base Number	Contract	AT	Region	England
% of FP17s for the same patient ID Re-attending within 3 months - Children	2	140	1.4%	11.3%	12.1%	12.4%
% of FP17s for the same patient ID Re-attending within 3 months - Adults	28	1,059	2.6%	15.1%	15.9%	16.6%
% of FP17s for the same patient ID Re-attending between 3 & 9 months - Children	0	140	0.0%	58.7%	58.6%	57.5%
% of FP17s for the same patient ID Re-attending between 3 & 9 months - Adults	9	1,059	0.8%	49.8%	51.5%	50.4%
% of FP17s for Band 1 Urgent Courses	1,037	1,040	99.7%	9.5%	8.0%	9.1%
% of FP17s Relating to Free Repair or Replacements	1	1,040	0.1%	0.9%	0.8%	0.8%
% of FP17s Relating to Continuations	0	1,040	0.0%	1.3%	1.2%	1.3%
% of Patients satisfied with the dentistry they have received	6	6	N/A	92.0%	92.8%	92.7%
% of Patients satisfied with the time they had to wait for an appointment	6	6	N/A	86.7%	89.2%	88.8%

* This is based on patients treated on this contract for their most recent course of treatment. Figures in italics indicate the base number of FP17s or Patient Questionnaire responses are less than 100. N/A is shown where the base number of responses is less than 10 during the period. % is calculated as Quantity/Base number*100

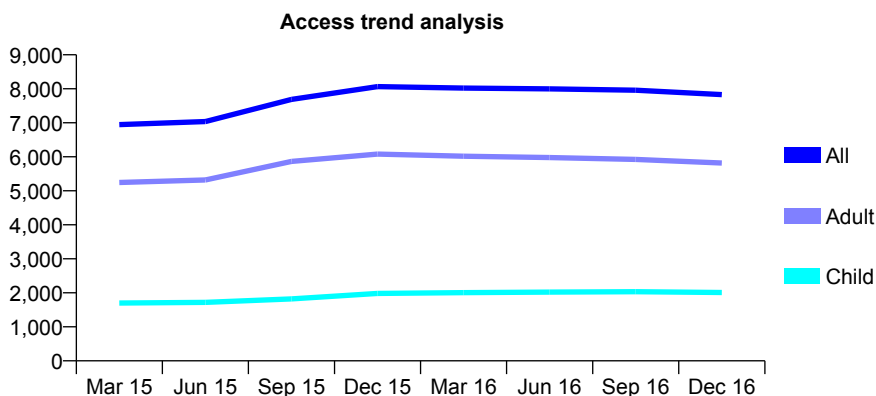
Q56 - Vital Signs At a Glance Contract Report for 836036/0001 - December 2016

Name or company name	MR BS SANGHERA
Contract type name	GDS Contract
Purpose of contract	General
Contract start date	01/04/2006
Contract end date	

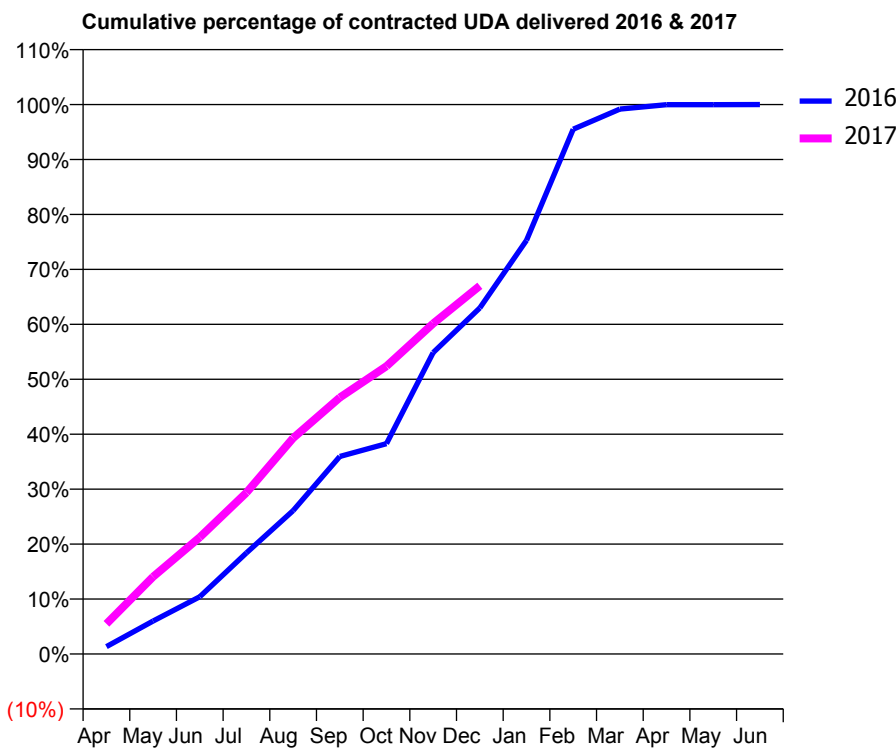
16/17 Contracted general activity (UDA)	31,345
Carry forward general activity (UDA)	3
16/17 Contracted orthodontic activity (UOA)	0
Carry forward orthodontic activity (UOA)	0
Baseline contract value	£767,704.78

ACCESS*

Patients seen in 24 months	Total	Change since previous quarter
Quarter ending December 2015	8,066	
Quarter ending March 2016	8,022	→
Quarter ending June 2016	7,999	→
Quarter ending September 2016	7,957	→
Quarter ending December 2016	7,828	↓
Variance since December 2015	(3.0%)	↓



ACTIVITY



Month	Adjusted Scheduled Activity (UDA)	
	2016	2017
April	281	1,722
May	1,248	4,405
June	2,170	6,663
July	3,826	9,204
August	5,427	12,318
September	7,476	14,634
October	7,962	16,415
November	11,410	18,855
December	13,100	21,002
January	15,656	
February	19,863	
March	20,626	
April	20,790	
May	20,790	
June	20,794	

QUALITY

	Quantity	Base Number	Contract	AT	Region	England
% of FP17s for the same patient ID Re-attending within 3 months - Children	262	2,745	9.5%	11.3%	12.1%	12.4%
% of FP17s for the same patient ID Re-attending within 3 months - Adults	1,200	7,104	16.9%	15.1%	15.9%	16.6%
% of FP17s for the same patient ID Re-attending between 3 & 9 months - Children	1,752	2,745	63.8%	58.7%	58.6%	57.5%
% of FP17s for the same patient ID Re-attending between 3 & 9 months - Adults	4,002	7,104	56.3%	49.8%	51.5%	50.4%
% of FP17s for Band 1 Urgent Courses	956	9,715	9.8%	9.5%	8.0%	9.1%
% of FP17s Relating to Free Repair or Replacements	15	9,715	0.2%	0.9%	0.8%	0.8%
% of FP17s Relating to Continuations	177	9,715	1.8%	1.3%	1.2%	1.3%
% of Patients satisfied with the dentistry they have received	11	11	100.0%	92.0%	92.8%	92.7%
% of Patients satisfied with the time they had to wait for an appointment	11	11	100.0%	86.7%	89.2%	88.8%

* This is based on patients treated on this contract for their most recent course of treatment. Figures in italics indicate the base number of FP17s or Patient Questionnaire responses are less than 100. N/A is shown where the base number of responses is less than 10 during the period. % is calculated as Quantity/Base number*100

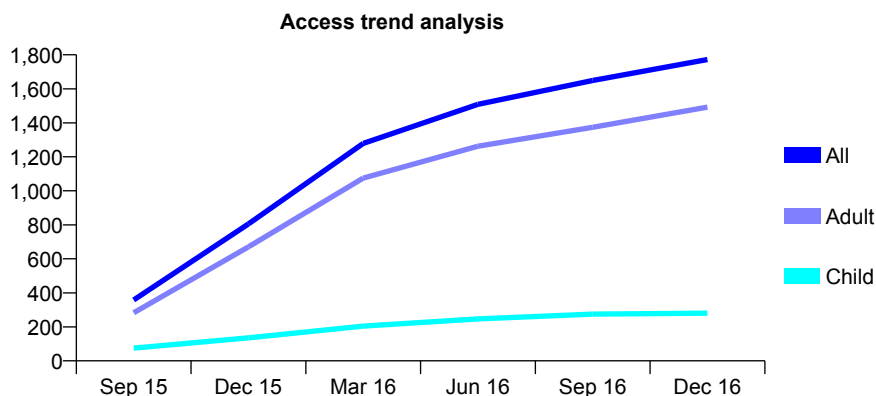
Q56 - Vital Signs At a Glance Contract Report for 836036/0003 - December 2016

Name or company name	MR BS SANGHERA
Contract type name	GDS Contract
Purpose of contract	General
Contract start date	01/07/2015
Contract end date	

16/17 Contracted general activity (UDA)	4,123
Carry forward general activity (UDA)	-35
16/17 Contracted orthodontic activity (UOA)	0
Carry forward orthodontic activity (UOA)	0
Baseline contract value	£147,417.77

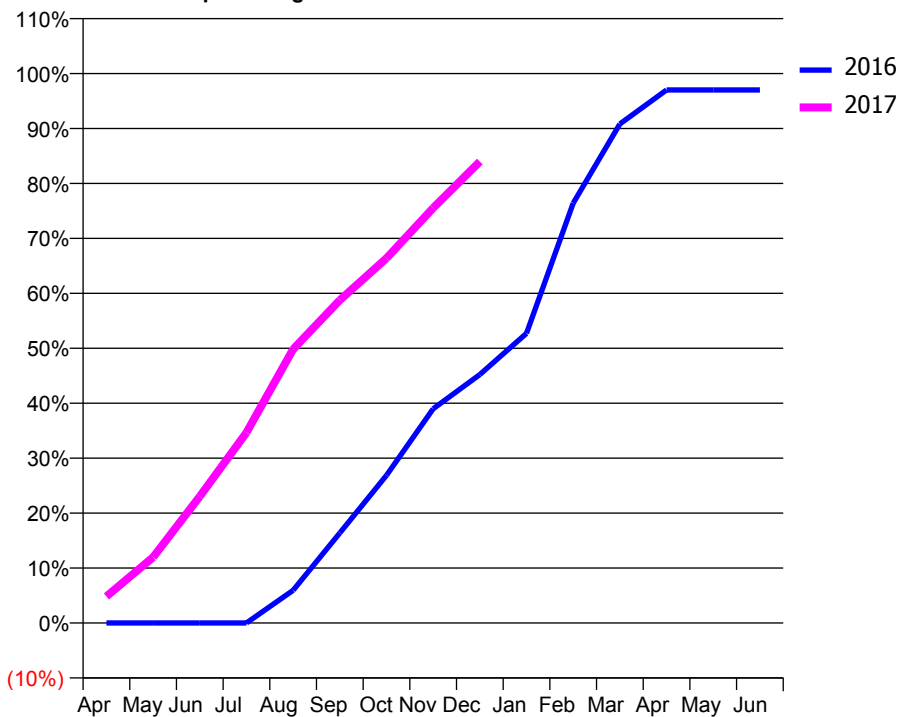
ACCESS*

Patients seen in 24 months	Total	Change since previous quarter
Quarter ending December 2015	805	
Quarter ending March 2016	1,279	↑
Quarter ending June 2016	1,509	↑
Quarter ending September 2016	1,649	↑
Quarter ending December 2016	1,772	↑
Variance since December 2015	120.1%	↑



ACTIVITY

Cumulative percentage of contracted UDA delivered 2016 & 2017



Month	Adjusted Scheduled Activity (UDA)	
	2016	2017
April	0	200
May	0	493
June	0	950
July	0	1,429
August	245	2,054
September	675	2,423
October	1,108	2,737
November	1,607	3,114
December	1,864	3,462
January	2,174	
February	3,150	
March	3,744	
April	3,999	
May	3,999	
June	3,999	

QUALITY

	Quantity	Base Number	Contract	AT	Region	England
% of FP17s for the same patient ID Re-attending within 3 months - Children	13	264	4.9%	11.3%	12.1%	12.4%
% of FP17s for the same patient ID Re-attending within 3 months - Adults	182	1,444	12.6%	15.1%	15.9%	16.6%
% of FP17s for the same patient ID Re-attending between 3 & 9 months - Children	122	264	46.2%	58.7%	58.6%	57.5%
% of FP17s for the same patient ID Re-attending between 3 & 9 months - Adults	588	1,444	40.7%	49.8%	51.5%	50.4%
% of FP17s for Band 1 Urgent Courses	60	1,604	3.7%	9.5%	8.0%	9.1%
% of FP17s Relating to Free Repair or Replacements	14	1,604	0.9%	0.9%	0.8%	0.8%
% of FP17s Relating to Continuations	63	1,604	3.9%	1.3%	1.2%	1.3%
% of Patients satisfied with the dentistry they have received	4	4	N/A	92.0%	92.8%	92.7%
% of Patients satisfied with the time they had to wait for an appointment	4	4	N/A	86.7%	89.2%	88.8%

* This is based on patients treated on this contract for their most recent course of treatment. Figures in italics indicate the base number of FP17s or Patient Questionnaire responses are less than 100. N/A is shown where the base number of responses is less than 10 during the period. % is calculated as Quantity/Base number*100

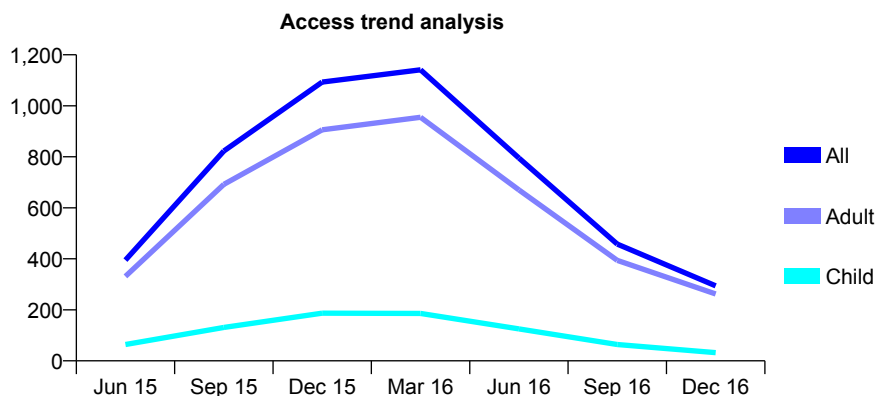
Q56 - Vital Signs At a Glance Contract Report for 838926/0002 - December 2016

Name or company name	MRS CP BUTLER
Contract type name	GDS Contract
Purpose of contract	General
Contract start date	03/04/2015
Contract end date	05/04/2016

16/17 Contracted general activity (UDA)	55
Carry forward general activity (UDA)	0
16/17 Contracted orthodontic activity (UOA)	0
Carry forward orthodontic activity (UOA)	0
Baseline contract value	£1,391.16

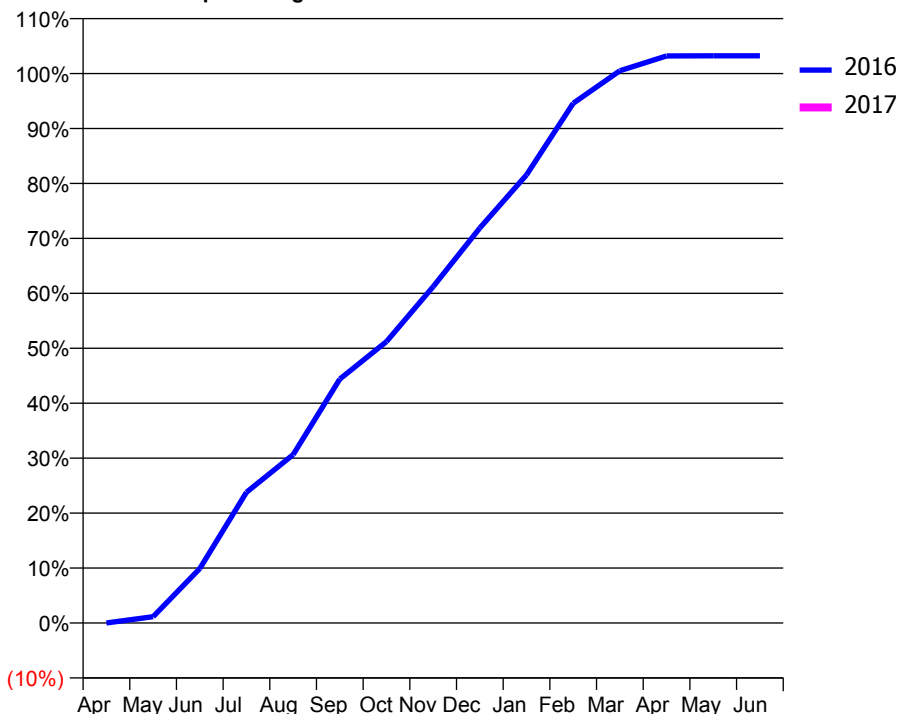
ACCESS*

Patients seen in 24 months	Total	Change since previous quarter
Quarter ending December 2015	1,093	
Quarter ending March 2016	1,141	↑
Quarter ending June 2016	795	↓
Quarter ending September 2016	458	↓
Quarter ending December 2016	294	↓
Variance since December 2015	(73.1%)	↓



ACTIVITY

Cumulative percentage of contracted UDA delivered 2016 & 2017



Month	Adjusted Scheduled Activity (UDA)	
	2016	2017
April	0	177
May	57	186
June	490	186
July	1,175	186
August	1,513	186
September	2,193	186
October	2,530	186
November	3,023	186
December	3,551	186
January	4,028	
February	4,671	
March	4,964	
April	5,097	
May	5,098	
June	5,098	

QUALITY

	Quantity	Base Number	Contract	AT	Region	England
% of FP17s for the same patient ID Re-attending within 3 months - Children	6	30	20.0%	11.3%	12.1%	12.4%
% of FP17s for the same patient ID Re-attending within 3 months - Adults	27	126	21.4%	15.1%	15.9%	16.6%
% of FP17s for the same patient ID Re-attending between 3 & 9 months - Children	15	30	50.0%	58.7%	58.6%	57.5%
% of FP17s for the same patient ID Re-attending between 3 & 9 months - Adults	69	126	54.8%	49.8%	51.5%	50.4%
% of FP17s for Band 1 Urgent Courses	0	105	0.0%	9.5%	8.0%	9.1%
% of FP17s Relating to Free Repair or Replacements	0	105	0.0%	0.9%	0.8%	0.8%
% of FP17s Relating to Continuations	0	105	0.0%	1.3%	1.2%	1.3%
% of Patients satisfied with the dentistry they have received	0	0	N/A	92.0%	92.8%	92.7%
% of Patients satisfied with the time they had to wait for an appointment	0	0	N/A	86.7%	89.2%	88.8%

* This is based on patients treated on this contract for their most recent course of treatment. Figures in italics indicate the base number of FP17s or Patient Questionnaire responses are less than 100. N/A is shown where the base number of responses is less than 10 during the period. % is calculated as Quantity/Base number*100

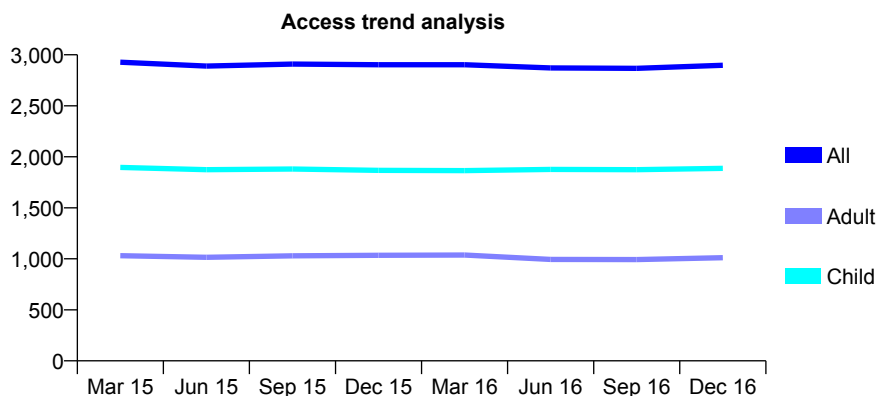
Q56 - Vital Signs At a Glance Contract Report for 839841/0003 - December 2016

Name or company name	MISS GM O'CALLAGHAN
Contract type name	GDS Contract
Purpose of contract	General
Contract start date	01/04/2006
Contract end date	

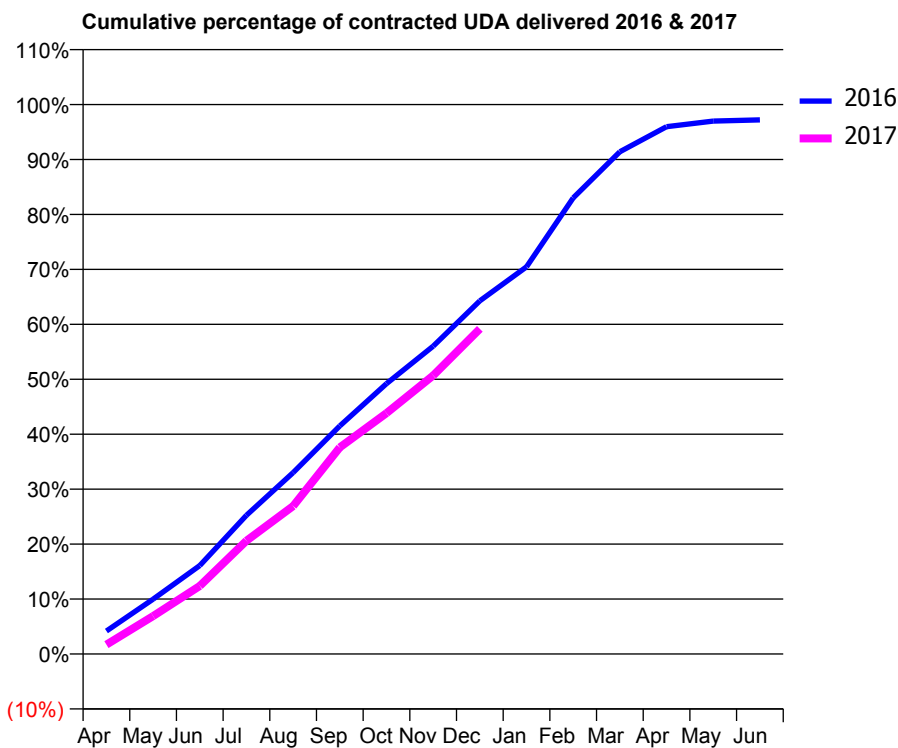
16/17 Contracted general activity (UDA)	9,313
Carry forward general activity (UDA)	261
16/17 Contracted orthodontic activity (UOA)	0
Carry forward orthodontic activity (UOA)	0
Baseline contract value	£227,694.65

ACCESS*

Patients seen in 24 months	Total	Change since previous quarter
Quarter ending December 2015	2,902	
Quarter ending March 2016	2,902	→
Quarter ending June 2016	2,871	↓
Quarter ending September 2016	2,867	→
Quarter ending December 2016	2,898	→
Variance since December 2015	(0.1%)	→



ACTIVITY



Month	Adjusted Scheduled Activity (UDA)	
	2016	2017
April	391	160
May	930	642
June	1,500	1,154
July	2,352	1,920
August	3,074	2,508
September	3,866	3,502
October	4,581	4,082
November	5,216	4,721
December	5,985	5,510
January	6,563	
February	7,731	
March	8,513	
April	8,937	
May	9,031	
June	9,052	

QUALITY

	Quantity	Base Number	Contract	AT	Region	England
% of FP17s for the same patient ID Re-attending within 3 months - Children	310	2,614	11.9%	11.3%	12.1%	12.4%
% of FP17s for the same patient ID Re-attending within 3 months - Adults	284	985	28.8%	15.1%	15.9%	16.6%
% of FP17s for the same patient ID Re-attending between 3 & 9 months - Children	1,704	2,614	65.2%	58.7%	58.6%	57.5%
% of FP17s for the same patient ID Re-attending between 3 & 9 months - Adults	486	985	49.3%	49.8%	51.5%	50.4%
% of FP17s for Band 1 Urgent Courses	257	3,269	7.9%	9.5%	8.0%	9.1%
% of FP17s Relating to Free Repair or Replacements	0	3,269	0.0%	0.9%	0.8%	0.8%
% of FP17s Relating to Continuations	3	3,269	0.1%	1.3%	1.2%	1.3%
% of Patients satisfied with the dentistry they have received	2	2	N/A	92.0%	92.8%	92.7%
% of Patients satisfied with the time they had to wait for an appointment	2	2	N/A	86.7%	89.2%	88.8%

* This is based on patients treated on this contract for their most recent course of treatment. Figures in italics indicate the base number of FP17s or Patient Questionnaire responses are less than 100. N/A is shown where the base number of responses is less than 10 during the period. % is calculated as Quantity/Base number*100

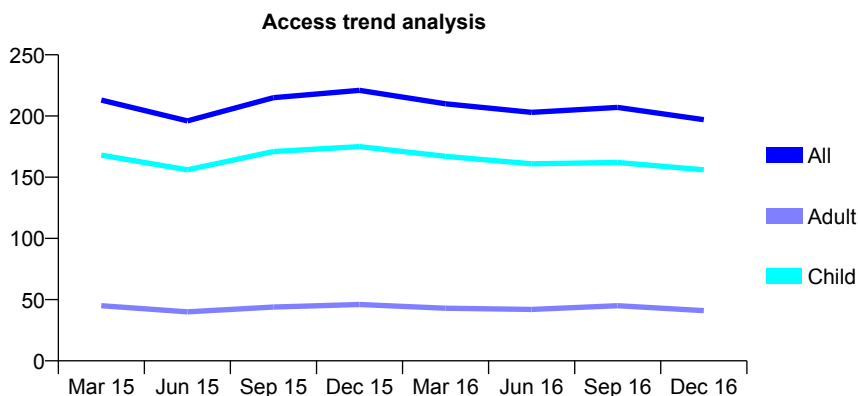
Q56 - Vital Signs At a Glance Contract Report for 840718/0001 - December 2016

Name or company name	MR LS KHANGURA
Contract type name	GDS Contract
Purpose of contract	General
Contract start date	01/04/2006
Contract end date	

16/17 Contracted general activity (UDA)	430
Carry forward general activity (UDA)	0
16/17 Contracted orthodontic activity (UOA)	0
Carry forward orthodontic activity (UOA)	0
Baseline contract value	£11,228.80

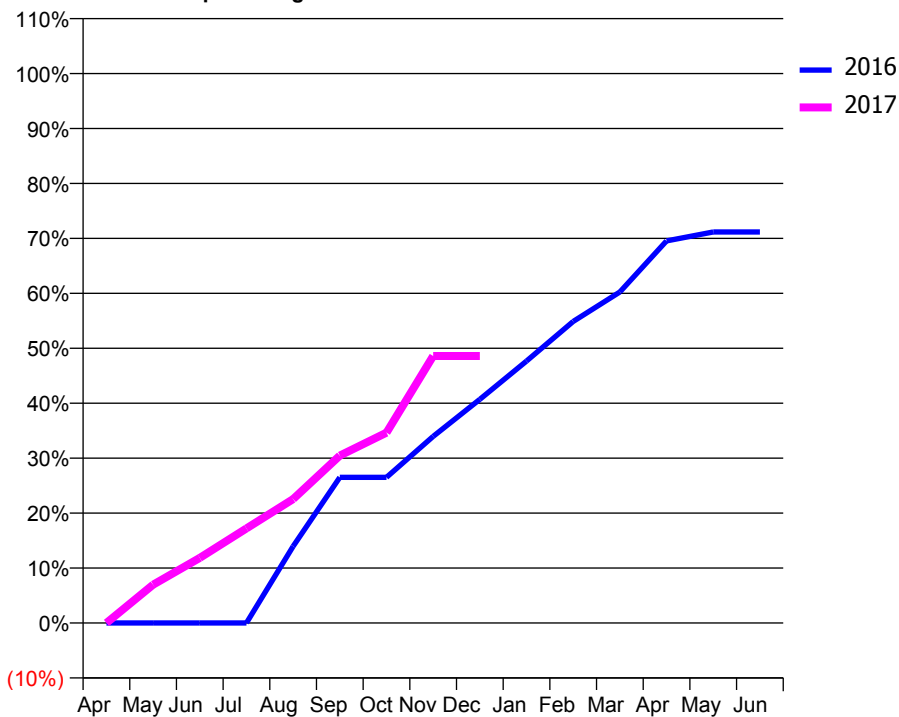
ACCESS*

Patients seen in 24 months	Total	Change since previous quarter
Quarter ending December 2015	221	
Quarter ending March 2016	210	↓
Quarter ending June 2016	203	↓
Quarter ending September 2016	207	→
Quarter ending December 2016	197	↓
Variance since December 2015	(10.9%)	↓



ACTIVITY

Cumulative percentage of contracted UDA delivered 2016 & 2017



Month	Adjusted Scheduled Activity (UDA)	
	2016	2017
April	0	0
May	0	30
June	0	51
July	0	74
August	60	97
September	114	131
October	114	149
November	146	209
December	175	209
January	205	
February	236	
March	259	
April	299	
May	306	
June	306	

QUALITY

	Quantity	Base Number	Contract	AT	Region	England
% of FP17s for the same patient ID Re-attending within 3 months - Children	5	193	2.6%	11.3%	12.1%	12.4%
% of FP17s for the same patient ID Re-attending within 3 months - Adults	3	26	11.5%	15.1%	15.9%	16.6%
% of FP17s for the same patient ID Re-attending between 3 & 9 months - Children	143	193	74.1%	58.7%	58.6%	57.5%
% of FP17s for the same patient ID Re-attending between 3 & 9 months - Adults	17	26	65.4%	49.8%	51.5%	50.4%
% of FP17s for Band 1 Urgent Courses	0	174	0.0%	9.5%	8.0%	9.1%
% of FP17s Relating to Free Repair or Replacements	0	174	0.0%	0.9%	0.8%	0.8%
% of FP17s Relating to Continuations	0	174	0.0%	1.3%	1.2%	1.3%
% of Patients satisfied with the dentistry they have received	0	0	N/A	92.0%	92.8%	92.7%
% of Patients satisfied with the time they had to wait for an appointment	0	0	N/A	86.7%	89.2%	88.8%

* This is based on patients treated on this contract for their most recent course of treatment. Figures in italics indicate the base number of FP17s or Patient Questionnaire responses are less than 100. N/A is shown where the base number of responses is less than 10 during the period. % is calculated as Quantity/Base number*100

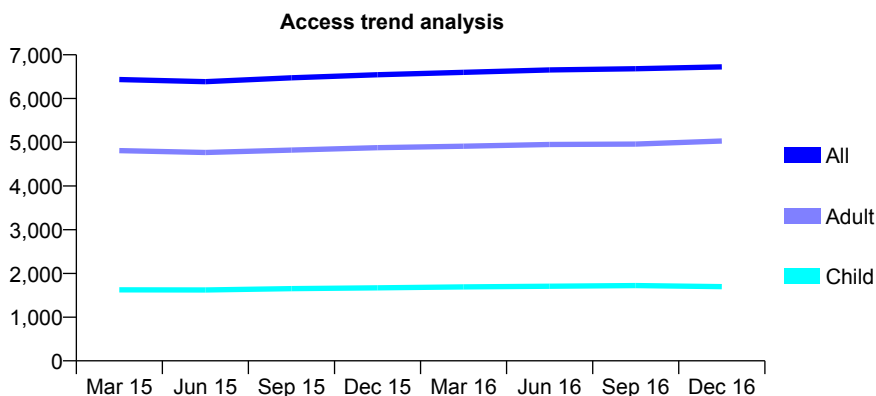
Q56 - Vital Signs At a Glance Contract Report for 842281/0002 - December 2016

Name or company name	MR PS ROLFE
Contract type name	PDS Contract
Purpose of contract	General
Contract start date	16/12/2007
Contract end date	15/12/2017

16/17 Contracted general activity (UDA)	19,224
Carry forward general activity (UDA)	-384
16/17 Contracted orthodontic activity (UOA)	0
Carry forward orthodontic activity (UOA)	0
Baseline contract value	£525,450.92

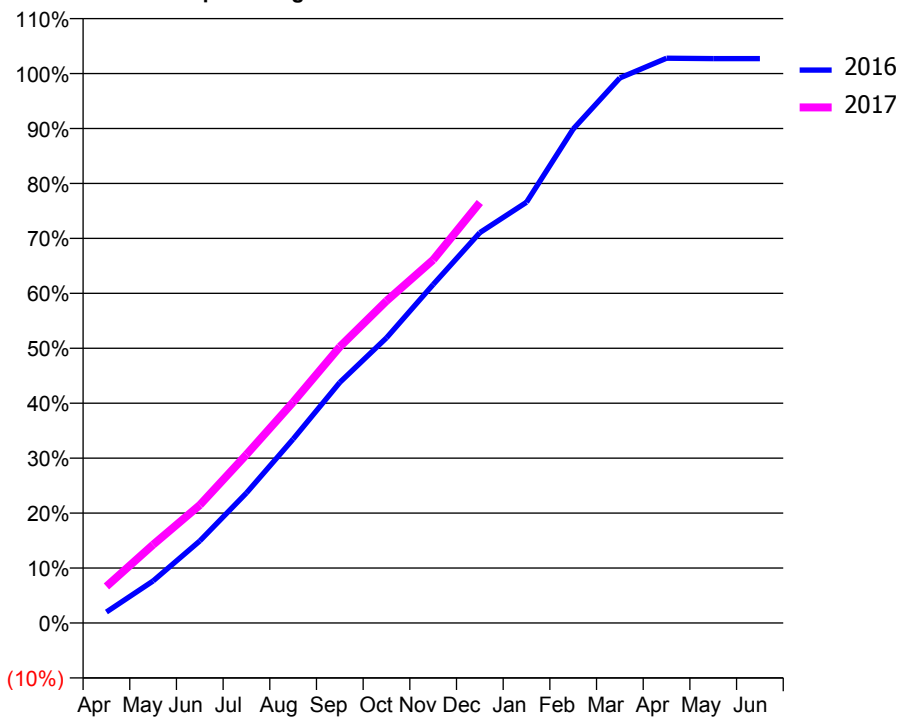
ACCESS*

Patients seen in 24 months	Total	Change since previous quarter
Quarter ending December 2015	6,545	
Quarter ending March 2016	6,598	→
Quarter ending June 2016	6,655	→
Quarter ending September 2016	6,681	→
Quarter ending December 2016	6,725	→
Variance since December 2015	2.8%	↑



ACTIVITY

Cumulative percentage of contracted UDA delivered 2016 & 2017



Month	Adjusted Scheduled Activity (UDA)	
	2016	2017
April	385	1,281
May	1,471	2,741
June	2,869	4,124
July	4,550	5,895
August	6,437	7,730
September	8,419	9,663
October	9,974	11,268
November	11,841	12,706
December	13,657	14,711
January	14,720	
February	17,280	
March	19,070	
April	19,759	
May	19,745	
June	19,744	

QUALITY

	Quantity	Base Number	Contract	AT	Region	England
% of FP17s for the same patient ID Re-attending within 3 months - Children	336	2,228	15.1%	11.3%	12.1%	12.4%
% of FP17s for the same patient ID Re-attending within 3 months - Adults	1,167	5,756	20.3%	15.1%	15.9%	16.6%
% of FP17s for the same patient ID Re-attending between 3 & 9 months - Children	1,372	2,228	61.6%	58.7%	58.6%	57.5%
% of FP17s for the same patient ID Re-attending between 3 & 9 months - Adults	2,675	5,756	46.5%	49.8%	51.5%	50.4%
% of FP17s for Band 1 Urgent Courses	1,026	7,647	13.4%	9.5%	8.0%	9.1%
% of FP17s Relating to Free Repair or Replacements	43	7,647	0.6%	0.9%	0.8%	0.8%
% of FP17s Relating to Continuations	75	7,647	1.0%	1.3%	1.2%	1.3%
% of Patients satisfied with the dentistry they have received	12	13	92.3%	92.0%	92.8%	92.7%
% of Patients satisfied with the time they had to wait for an appointment	13	13	100.0%	86.7%	89.2%	88.8%

* This is based on patients treated on this contract for their most recent course of treatment. Figures in italics indicate the base number of FP17s or Patient Questionnaire responses are less than 100. N/A is shown where the base number of responses is less than 10 during the period. % is calculated as Quantity/Base number*100

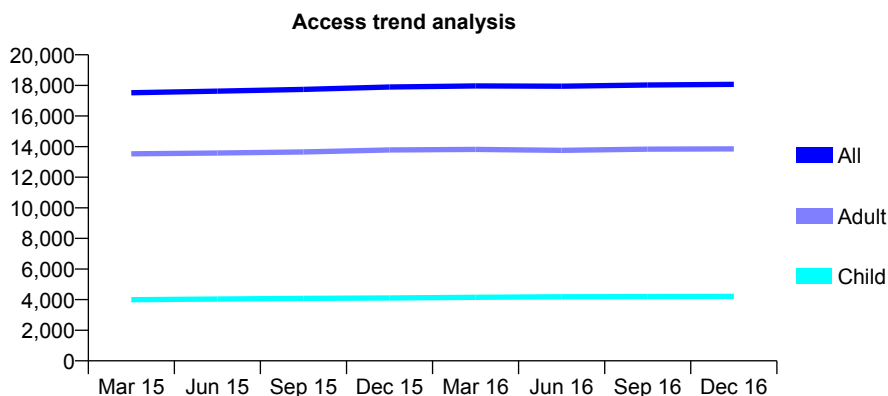
Q56 - Vital Signs At a Glance Contract Report for 843059/0001 - December 2016

Name or company name	MR S CAMDERMAN
Contract type name	GDS Contract
Purpose of contract	General
Contract start date	01/04/2006
Contract end date	

16/17 Contracted general activity (UDA)	46,679
Carry forward general activity (UDA)	200
16/17 Contracted orthodontic activity (UOA)	0
Carry forward orthodontic activity (UOA)	0
Baseline contract value	£1,267,776.30

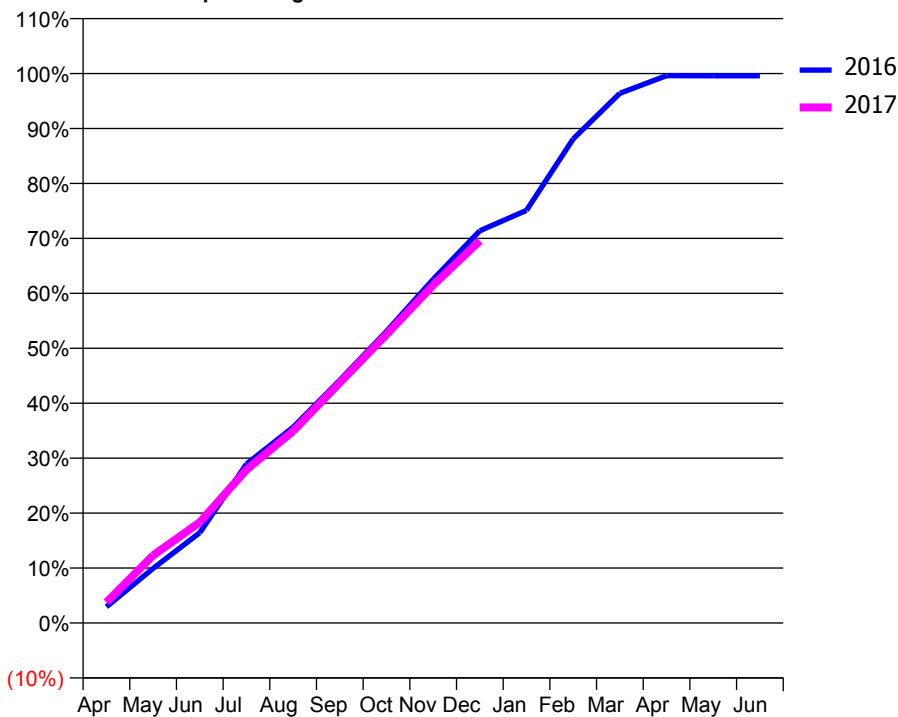
ACCESS*

Patients seen in 24 months	Total	Change since previous quarter
Quarter ending December 2015	17,893	
Quarter ending March 2016	17,966	→
Quarter ending June 2016	17,950	→
Quarter ending September 2016	18,026	→
Quarter ending December 2016	18,066	→
Variance since December 2015	1.0%	→



ACTIVITY

Cumulative percentage of contracted UDA delivered 2016 & 2017



Month	Adjusted Scheduled Activity (UDA)	
	2016	2017
April	1,372	1,766
May	4,642	5,746
June	7,679	8,560
July	13,509	13,020
August	16,631	16,306
September	20,635	20,416
October	24,782	24,510
November	29,191	28,700
December	33,320	32,474
January	35,049	
February	41,120	
March	44,996	
April	46,492	
May	46,479	
June	46,479	

QUALITY

	Quantity	Base Number	Contract	AT	Region	England
% of FP17s for the same patient ID Re-attending within 3 months - Children	245	4,039	6.1%	11.3%	12.1%	12.4%
% of FP17s for the same patient ID Re-attending within 3 months - Adults	1,814	13,560	13.4%	15.1%	15.9%	16.6%
% of FP17s for the same patient ID Re-attending between 3 & 9 months - Children	2,115	4,039	52.4%	58.7%	58.6%	57.5%
% of FP17s for the same patient ID Re-attending between 3 & 9 months - Adults	6,603	13,560	48.7%	49.8%	51.5%	50.4%
% of FP17s for Band 1 Urgent Courses	1,215	16,762	7.2%	9.5%	8.0%	9.1%
% of FP17s Relating to Free Repair or Replacements	106	16,762	0.6%	0.9%	0.8%	0.8%
% of FP17s Relating to Continuations	175	16,762	1.0%	1.3%	1.2%	1.3%
% of Patients satisfied with the dentistry they have received	20	22	90.9%	92.0%	92.8%	92.7%
% of Patients satisfied with the time they had to wait for an appointment	20	22	90.9%	86.7%	89.2%	88.8%

* This is based on patients treated on this contract for their most recent course of treatment. Figures in italics indicate the base number of FP17s or Patient Questionnaire responses are less than 100. N/A is shown where the base number of responses is less than 10 during the period. % is calculated as Quantity/Base number*100

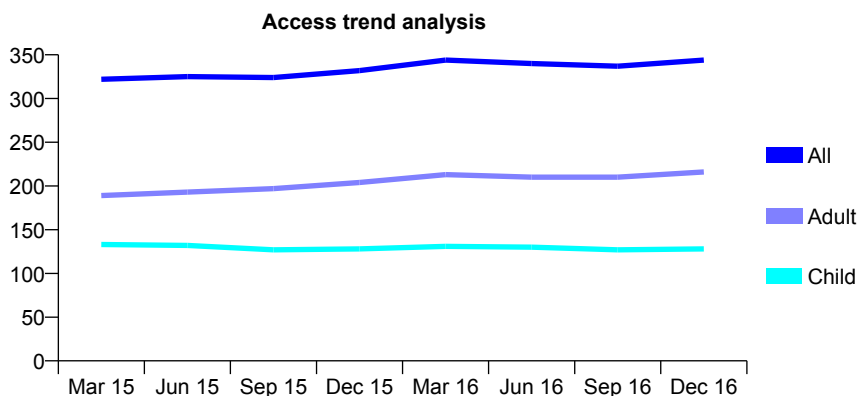
Q56 - Vital Signs At a Glance Contract Report for 847151/0001 - December 2016

Name or company name	MR RB DE VILLIERS
Contract type name	GDS Contract
Purpose of contract	General
Contract start date	01/04/2006
Contract end date	

16/17 Contracted general activity (UDA)	1,081
Carry forward general activity (UDA)	-15
16/17 Contracted orthodontic activity (UOA)	0
Carry forward orthodontic activity (UOA)	0
Baseline contract value	£24,815.79

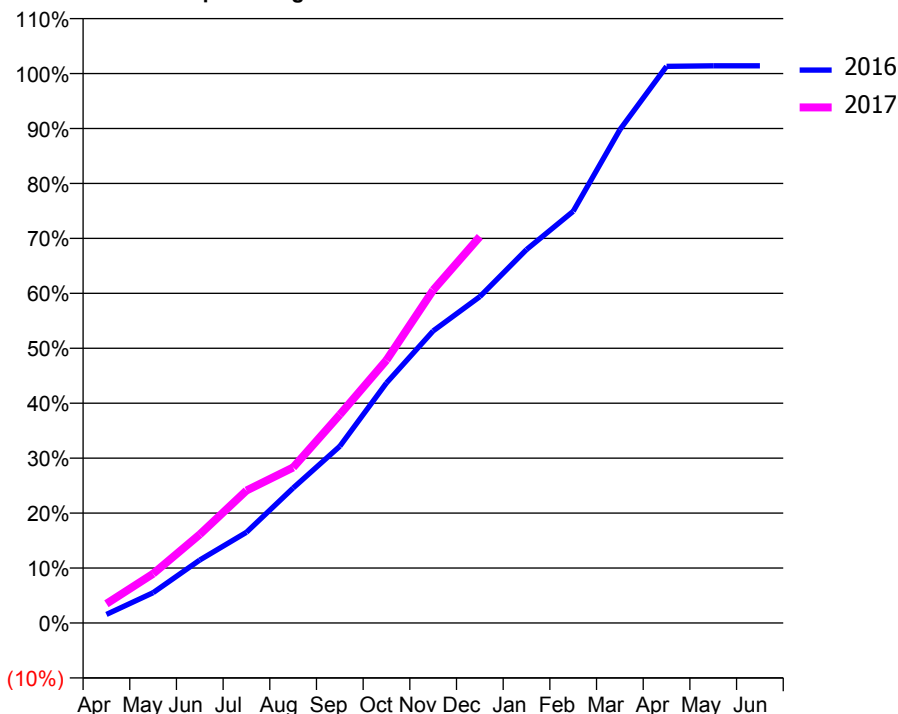
ACCESS*

Patients seen in 24 months	Total	Change since previous quarter
Quarter ending December 2015	332	
Quarter ending March 2016	344	↑
Quarter ending June 2016	340	↓
Quarter ending September 2016	337	→
Quarter ending December 2016	344	↑
Variance since December 2015	3.6%	↑



ACTIVITY

Cumulative percentage of contracted UDA delivered 2016 & 2017



Month	Adjusted Scheduled Activity (UDA)	
	2016	2017
April	17	38
May	60	97
June	124	174
July	179	261
August	266	306
September	348	410
October	472	517
November	575	655
December	642	760
January	735	
February	810	
March	971	
April	1,095	
May	1,096	
June	1,096	

QUALITY

	Quantity	Base Number	Contract	AT	Region	England
% of FP17s for the same patient ID Re-attending within 3 months - Children	4	163	2.5%	11.3%	12.1%	12.4%
% of FP17s for the same patient ID Re-attending within 3 months - Adults	39	278	14.0%	15.1%	15.9%	16.6%
% of FP17s for the same patient ID Re-attending between 3 & 9 months - Children	125	163	76.7%	58.7%	58.6%	57.5%
% of FP17s for the same patient ID Re-attending between 3 & 9 months - Adults	188	278	67.6%	49.8%	51.5%	50.4%
% of FP17s for Band 1 Urgent Courses	21	385	5.5%	9.5%	8.0%	9.1%
% of FP17s Relating to Free Repair or Replacements	0	385	0.0%	0.9%	0.8%	0.8%
% of FP17s Relating to Continuations	5	385	1.3%	1.3%	1.2%	1.3%
% of Patients satisfied with the dentistry they have received	2	2	N/A	92.0%	92.8%	92.7%
% of Patients satisfied with the time they had to wait for an appointment	2	2	N/A	86.7%	89.2%	88.8%

* This is based on patients treated on this contract for their most recent course of treatment. Figures in italics indicate the base number of FP17s or Patient Questionnaire responses are less than 100. N/A is shown where the base number of responses is less than 10 during the period. % is calculated as Quantity/Base number*100

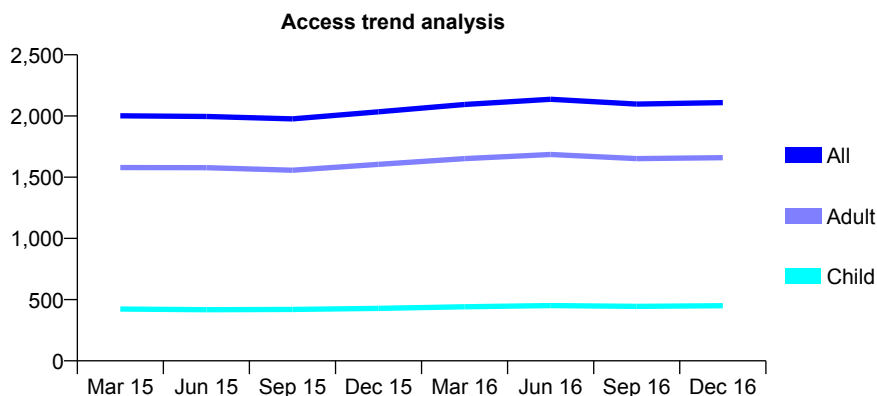
Q56 - Vital Signs At a Glance Contract Report for 855847/0001 - December 2016

Name or company name	MR A BEHNIA
Contract type name	GDS Contract
Purpose of contract	General
Contract start date	01/08/2006
Contract end date	

16/17 Contracted general activity (UDA)	5,679
Carry forward general activity (UDA)	-16
16/17 Contracted orthodontic activity (UOA)	0
Carry forward orthodontic activity (UOA)	0
Baseline contract value	£130,669.39

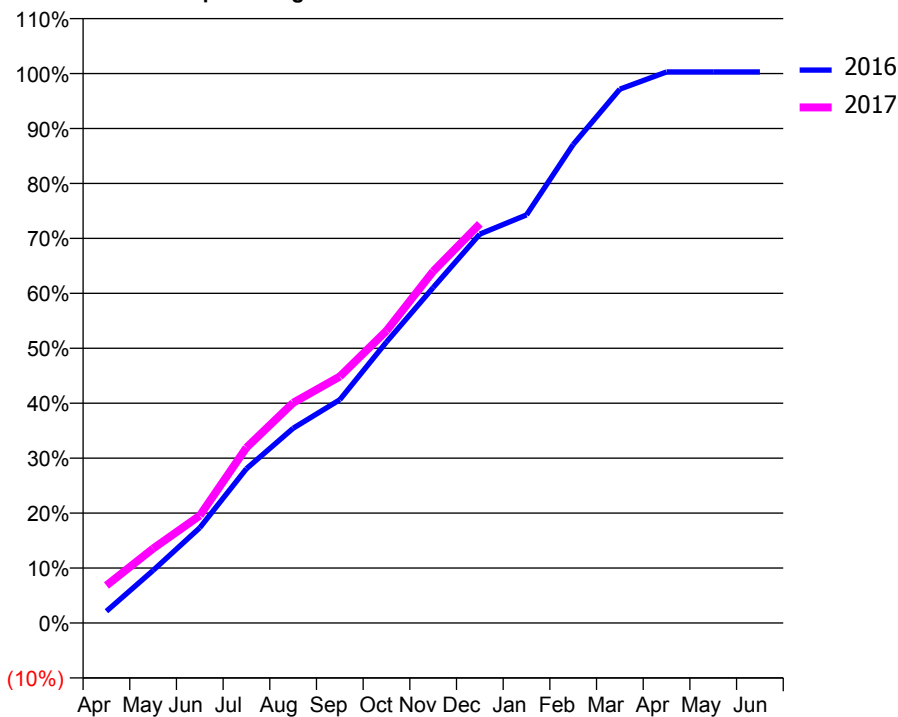
ACCESS*

Patients seen in 24 months	Total	Change since previous quarter
Quarter ending December 2015	2,034	
Quarter ending March 2016	2,094	↑
Quarter ending June 2016	2,137	↑
Quarter ending September 2016	2,097	↓
Quarter ending December 2016	2,110	→
Variance since December 2015	3.7%	↑



ACTIVITY

Cumulative percentage of contracted UDA delivered 2016 & 2017



Month	Adjusted Scheduled Activity (UDA)	
	2016	2017
April	122	388
May	543	770
June	985	1,110
July	1,595	1,813
August	2,012	2,276
September	2,308	2,548
October	2,905	3,020
November	3,467	3,634
December	4,019	4,125
January	4,217	
February	4,945	
March	5,517	
April	5,695	
May	5,695	
June	5,695	

QUALITY

	Quantity	Base Number	Contract	AT	Region	England
% of FP17s for the same patient ID Re-attending within 3 months - Children	25	499	5.0%	11.3%	12.1%	12.4%
% of FP17s for the same patient ID Re-attending within 3 months - Adults	112	1,729	6.5%	15.1%	15.9%	16.6%
% of FP17s for the same patient ID Re-attending between 3 & 9 months - Children	335	499	67.1%	58.7%	58.6%	57.5%
% of FP17s for the same patient ID Re-attending between 3 & 9 months - Adults	1,089	1,729	63.0%	49.8%	51.5%	50.4%
% of FP17s for Band 1 Urgent Courses	32	2,147	1.5%	9.5%	8.0%	9.1%
% of FP17s Relating to Free Repair or Replacements	1	2,147	0.0%	0.9%	0.8%	0.8%
% of FP17s Relating to Continuations	0	2,147	0.0%	1.3%	1.2%	1.3%
% of Patients satisfied with the dentistry they have received	5	5	N/A	92.0%	92.8%	92.7%
% of Patients satisfied with the time they had to wait for an appointment	5	5	N/A	86.7%	89.2%	88.8%

* This is based on patients treated on this contract for their most recent course of treatment. Figures in italics indicate the base number of FP17s or Patient Questionnaire responses are less than 100. N/A is shown where the base number of responses is less than 10 during the period. % is calculated as Quantity/Base number*100

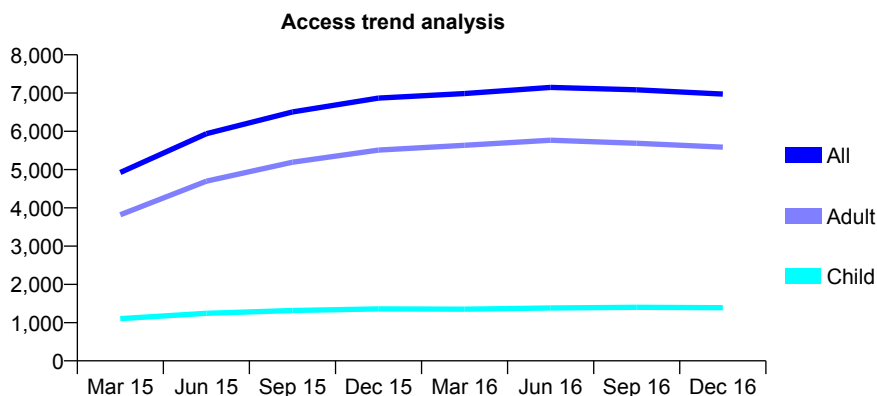
Q56 - Vital Signs At a Glance Contract Report for 883840/0001 - December 2016

Name or company name	MS I PODDAR
Contract type name	GDS Contract
Purpose of contract	General
Contract start date	01/08/2014
Contract end date	

16/17 Contracted general activity (UDA)	21,000
Carry forward general activity (UDA)	-420
16/17 Contracted orthodontic activity (UOA)	0
Carry forward orthodontic activity (UOA)	0
Baseline contract value	£446,638.06

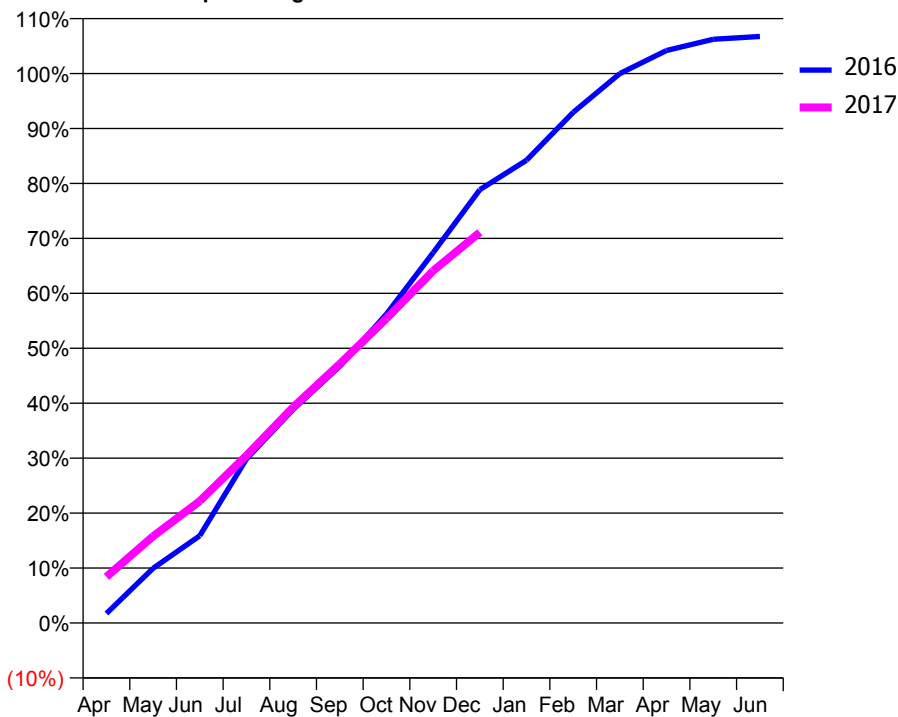
ACCESS*

Patients seen in 24 months	Total	Change since previous quarter
Quarter ending December 2015	6,868	
Quarter ending March 2016	6,986	→
Quarter ending June 2016	7,148	↑
Quarter ending September 2016	7,085	→
Quarter ending December 2016	6,975	↓
Variance since December 2015	1.6%	→



ACTIVITY

Cumulative percentage of contracted UDA delivered 2016 & 2017



Month	Adjusted Scheduled Activity (UDA)	
	2016	2017
April	364	1,764
May	2,091	3,313
June	3,335	4,662
July	6,273	6,403
August	8,162	8,246
September	9,812	9,904
October	11,810	11,639
November	14,153	13,460
December	16,559	14,927
January	17,685	
February	19,515	
March	20,996	
April	21,878	
May	22,309	
June	22,416	

QUALITY

	Quantity	Base Number	Contract	AT	Region	England
% of FP17s for the same patient ID Re-attending within 3 months - Children	82	1,574	5.2%	11.3%	12.1%	12.4%
% of FP17s for the same patient ID Re-attending within 3 months - Adults	814	5,716	14.2%	15.1%	15.9%	16.6%
% of FP17s for the same patient ID Re-attending between 3 & 9 months - Children	945	1,574	60.0%	58.7%	58.6%	57.5%
% of FP17s for the same patient ID Re-attending between 3 & 9 months - Adults	3,029	5,716	53.0%	49.8%	51.5%	50.4%
% of FP17s for Band 1 Urgent Courses	204	6,573	3.1%	9.5%	8.0%	9.1%
% of FP17s Relating to Free Repair or Replacements	146	6,573	2.2%	0.9%	0.8%	0.8%
% of FP17s Relating to Continuations	72	6,573	1.1%	1.3%	1.2%	1.3%
% of Patients satisfied with the dentistry they have received	5	5	N/A	92.0%	92.8%	92.7%
% of Patients satisfied with the time they had to wait for an appointment	5	5	N/A	86.7%	89.2%	88.8%

* This is based on patients treated on this contract for their most recent course of treatment. Figures in italics indicate the base number of FP17s or Patient Questionnaire responses are less than 100. N/A is shown where the base number of responses is less than 10 during the period. % is calculated as Quantity/Base number*100

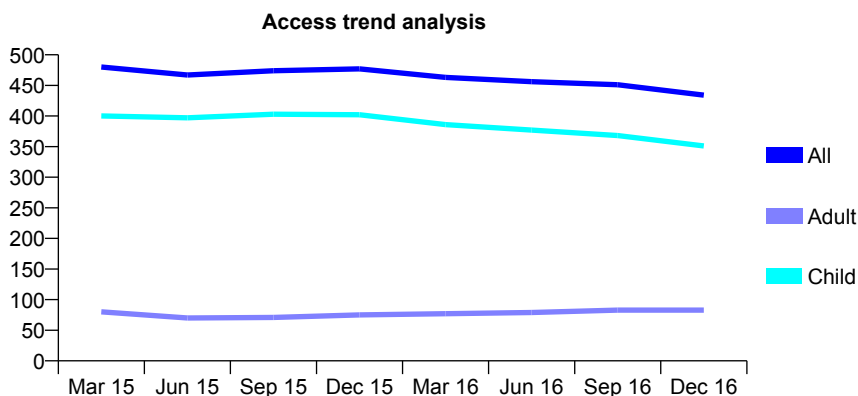
Q56 - Vital Signs At a Glance Contract Report for 904945/0001 - December 2016

Name or company name	MR GV SHAW
Contract type name	GDS Contract
Purpose of contract	General
Contract start date	01/04/2006
Contract end date	

16/17 Contracted general activity (UDA)	1,586
Carry forward general activity (UDA)	16
16/17 Contracted orthodontic activity (UOA)	0
Carry forward orthodontic activity (UOA)	0
Baseline contract value	£40,943.09

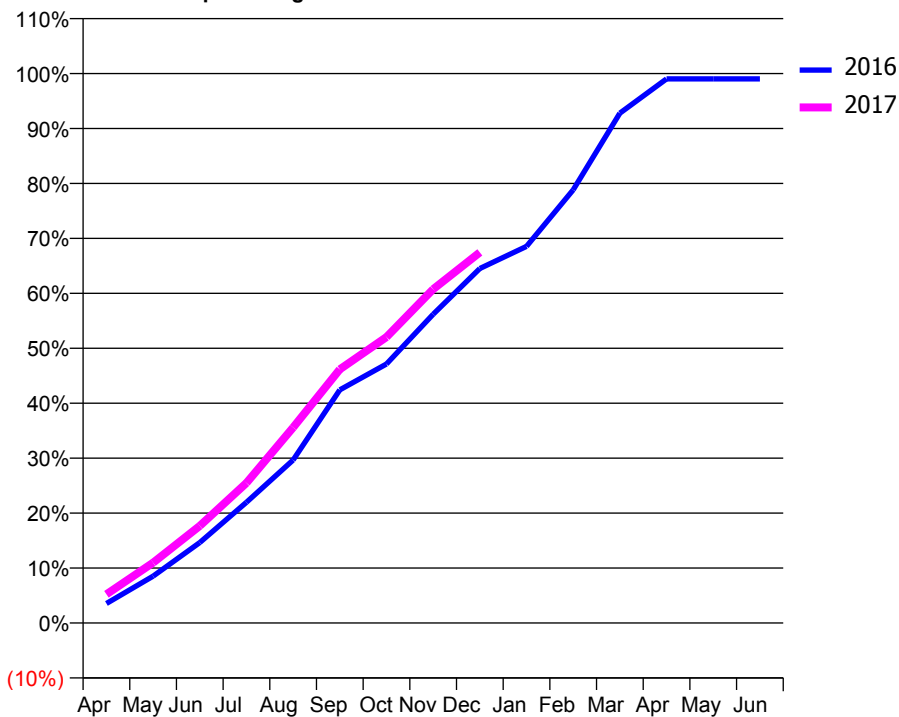
ACCESS*

Patients seen in 24 months	Total	Change since previous quarter
Quarter ending December 2015	477	
Quarter ending March 2016	463	↓
Quarter ending June 2016	456	↓
Quarter ending September 2016	451	↓
Quarter ending December 2016	434	↓
Variance since December 2015	(9.0%)	↓



ACTIVITY

Cumulative percentage of contracted UDA delivered 2016 & 2017



Month	Adjusted Scheduled Activity (UDA)	
	2016	2017
April	56	83
May	135	174
June	232	280
July	349	404
August	471	564
September	673	732
October	748	825
November	891	964
December	1,023	1,070
January	1,087	
February	1,250	
March	1,471	
April	1,570	
May	1,570	
June	1,570	

QUALITY

	Quantity	Base Number	Contract	AT	Region	England
% of FP17s for the same patient ID Re-attending within 3 months - Children	46	484	9.5%	11.3%	12.1%	12.4%
% of FP17s for the same patient ID Re-attending within 3 months - Adults	1	37	2.7%	15.1%	15.9%	16.6%
% of FP17s for the same patient ID Re-attending between 3 & 9 months - Children	331	484	68.4%	58.7%	58.6%	57.5%
% of FP17s for the same patient ID Re-attending between 3 & 9 months - Adults	29	37	78.4%	49.8%	51.5%	50.4%
% of FP17s for Band 1 Urgent Courses	4	486	0.8%	9.5%	8.0%	9.1%
% of FP17s Relating to Free Repair or Replacements	0	486	0.0%	0.9%	0.8%	0.8%
% of FP17s Relating to Continuations	16	486	3.3%	1.3%	1.2%	1.3%
% of Patients satisfied with the dentistry they have received	1	1	N/A	92.0%	92.8%	92.7%
% of Patients satisfied with the time they had to wait for an appointment	1	1	N/A	86.7%	89.2%	88.8%

* This is based on patients treated on this contract for their most recent course of treatment. Figures in italics indicate the base number of FP17s or Patient Questionnaire responses are less than 100. N/A is shown where the base number of responses is less than 10 during the period. % is calculated as Quantity/Base number*100

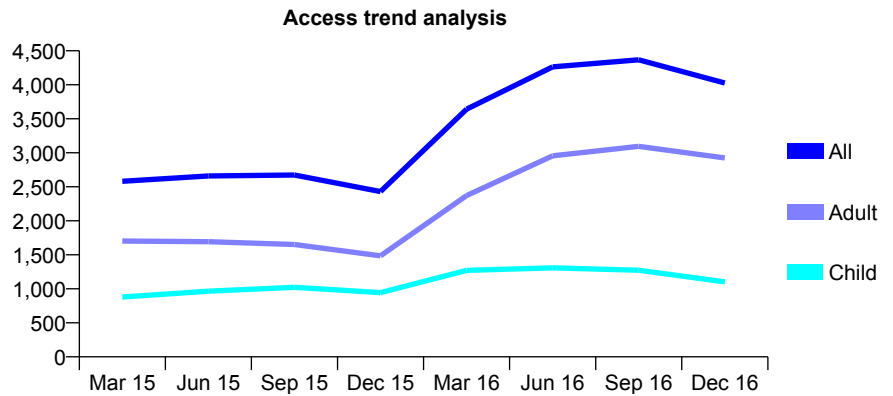
Q56 - Vital Signs At a Glance Contract Report for 905941/0001 - December 2016

Name or company name	MR JQ PEIRSON
Contract type name	GDS Contract
Purpose of contract	General and Orthodontic
Contract start date	01/04/2006
Contract end date	

16/17 Contracted general activity (UDA)	10,641
Carry forward general activity (UDA)	-46
16/17 Contracted orthodontic activity (UOA)	68
Carry forward orthodontic activity (UOA)	0
Baseline contract value	£314,850.98

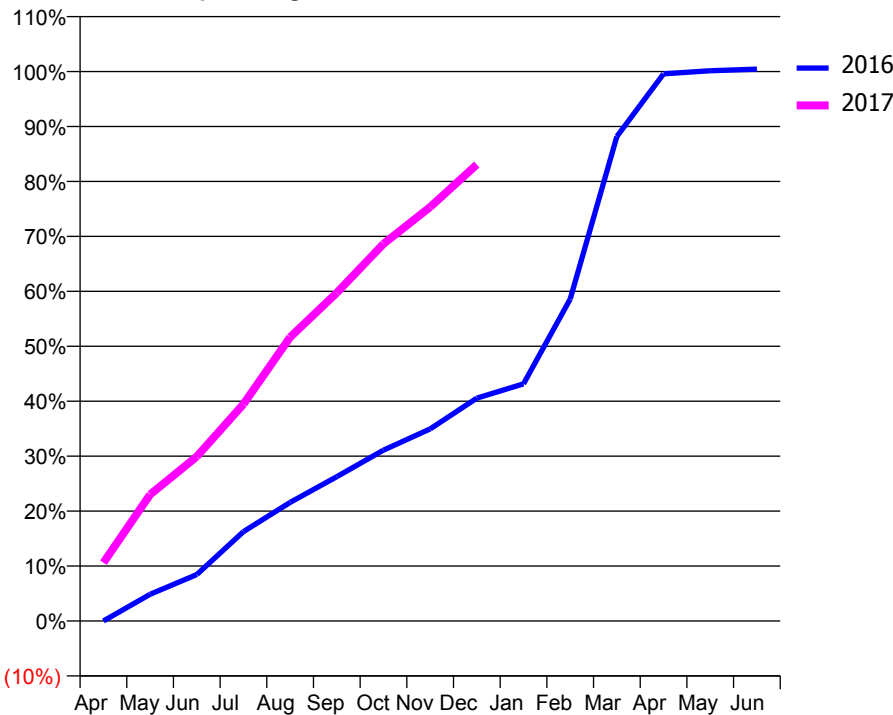
ACCESS*

Patients seen in 24 months	Total	Change since previous quarter
Quarter ending December 2015	2,430	
Quarter ending March 2016	3,643	↑
Quarter ending June 2016	4,264	↑
Quarter ending September 2016	4,368	↑
Quarter ending December 2016	4,027	↓
Variance since December 2015	65.7%	↑



ACTIVITY

Cumulative percentage of contracted UDA delivered 2016 & 2017



Month	Adjusted Scheduled Activity (UDA)	
	2016	2017
April	-1	1,131
May	518	2,449
June	900	3,186
July	1,731	4,201
August	2,296	5,496
September	2,795	6,355
October	3,310	7,304
November	3,719	8,016
December	4,316	8,839
January	4,593	
February	6,235	
March	9,383	
April	10,596	
May	10,654	
June	10,687	

QUALITY

	Quantity	Base Number	Contract	AT	Region	England
% of FP17s for the same patient ID Re-attending within 3 months - Children	101	1,578	6.4%	11.3%	12.1%	12.4%
% of FP17s for the same patient ID Re-attending within 3 months - Adults	394	3,673	10.7%	15.1%	15.9%	16.6%
% of FP17s for the same patient ID Re-attending between 3 & 9 months - Children	904	1,578	57.3%	58.7%	58.6%	57.5%
% of FP17s for the same patient ID Re-attending between 3 & 9 months - Adults	1,367	3,673	37.2%	49.8%	51.5%	50.4%
% of FP17s for Band 1 Urgent Courses	287	4,720	6.1%	9.5%	8.0%	9.1%
% of FP17s Relating to Free Repair or Replacements	4	4,720	0.1%	0.9%	0.8%	0.8%
% of FP17s Relating to Continuations	39	4,720	0.8%	1.3%	1.2%	1.3%
% of Patients satisfied with the dentistry they have received	9	9	N/A	92.0%	92.8%	92.7%
% of Patients satisfied with the time they had to wait for an appointment	9	9	N/A	86.7%	89.2%	88.8%

* This is based on patients treated on this contract for their most recent course of treatment. Figures in italics indicate the base number of FP17s or Patient Questionnaire responses are less than 100. N/A is shown where the base number of responses is less than 10 during the period. % is calculated as Quantity/Base number*100

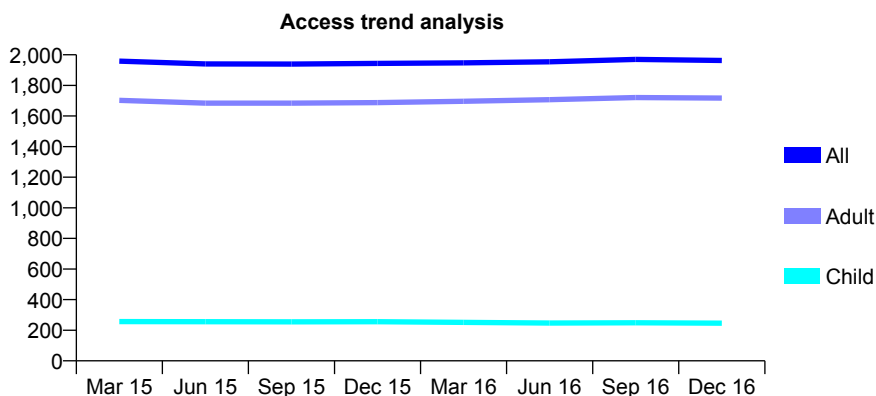
Q56 - Vital Signs At a Glance Contract Report for 906247/0001 - December 2016

Name or company name	MR PF CARTON
Contract type name	GDS Contract
Purpose of contract	General
Contract start date	01/04/2006
Contract end date	

16/17 Contracted general activity (UDA)	5,493
Carry forward general activity (UDA)	8
16/17 Contracted orthodontic activity (UOA)	0
Carry forward orthodontic activity (UOA)	0
Baseline contract value	£116,772.84

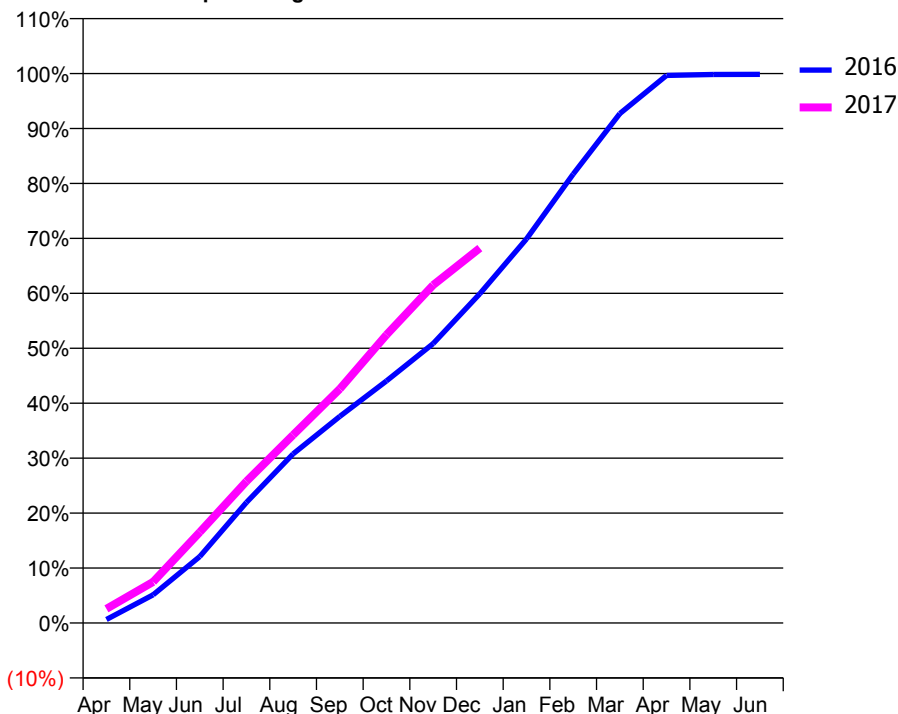
ACCESS*

Patients seen in 24 months	Total	Change since previous quarter
Quarter ending December 2015	1,944	
Quarter ending March 2016	1,947	→
Quarter ending June 2016	1,954	→
Quarter ending September 2016	1,970	→
Quarter ending December 2016	1,963	→
Variance since December 2015	1.0%	→



ACTIVITY

Cumulative percentage of contracted UDA delivered 2016 & 2017



Month	Adjusted Scheduled Activity (UDA)	
	2016	2017
April	35	141
May	282	411
June	664	908
July	1,205	1,416
August	1,691	1,880
September	2,066	2,340
October	2,419	2,881
November	2,793	3,378
December	3,292	3,747
January	3,840	
February	4,488	
March	5,093	
April	5,474	
May	5,484	
June	5,485	

QUALITY

	Quantity	Base Number	Contract	AT	Region	England
% of FP17s for the same patient ID Re-attending within 3 months - Children	21	326	6.4%	11.3%	12.1%	12.4%
% of FP17s for the same patient ID Re-attending within 3 months - Adults	398	2,239	17.8%	15.1%	15.9%	16.6%
% of FP17s for the same patient ID Re-attending between 3 & 9 months - Children	215	326	66.0%	58.7%	58.6%	57.5%
% of FP17s for the same patient ID Re-attending between 3 & 9 months - Adults	1,335	2,239	59.6%	49.8%	51.5%	50.4%
% of FP17s for Band 1 Urgent Courses	172	2,353	7.3%	9.5%	8.0%	9.1%
% of FP17s Relating to Free Repair or Replacements	35	2,353	1.5%	0.9%	0.8%	0.8%
% of FP17s Relating to Continuations	38	2,353	1.6%	1.3%	1.2%	1.3%
% of Patients satisfied with the dentistry they have received	14	14	100.0%	92.0%	92.8%	92.7%
% of Patients satisfied with the time they had to wait for an appointment	14	14	100.0%	86.7%	89.2%	88.8%

* This is based on patients treated on this contract for their most recent course of treatment. Figures in italics indicate the base number of FP17s or Patient Questionnaire responses are less than 100. N/A is shown where the base number of responses is less than 10 during the period. % is calculated as Quantity/Base number*100

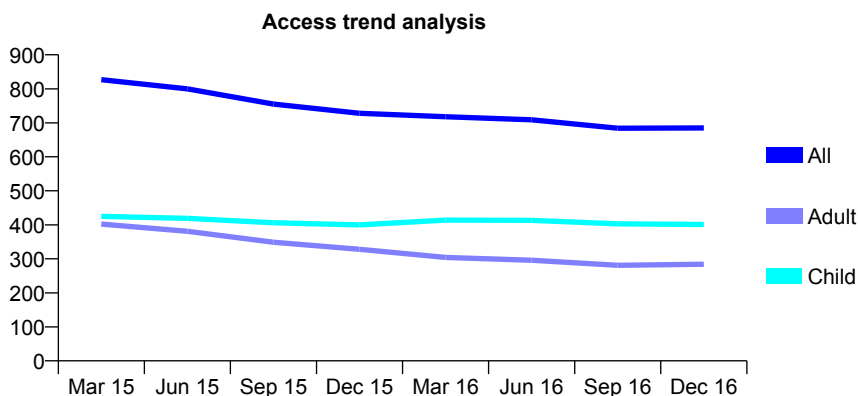
Q56 - Vital Signs At a Glance Contract Report for 907332/0001 - December 2016

Name or company name	MR HJ DHANJI
Contract type name	GDS Contract
Purpose of contract	General
Contract start date	01/04/2006
Contract end date	

16/17 Contracted general activity (UDA)	1,400
Carry forward general activity (UDA)	0
16/17 Contracted orthodontic activity (UOA)	0
Carry forward orthodontic activity (UOA)	0
Baseline contract value	£32,172.58

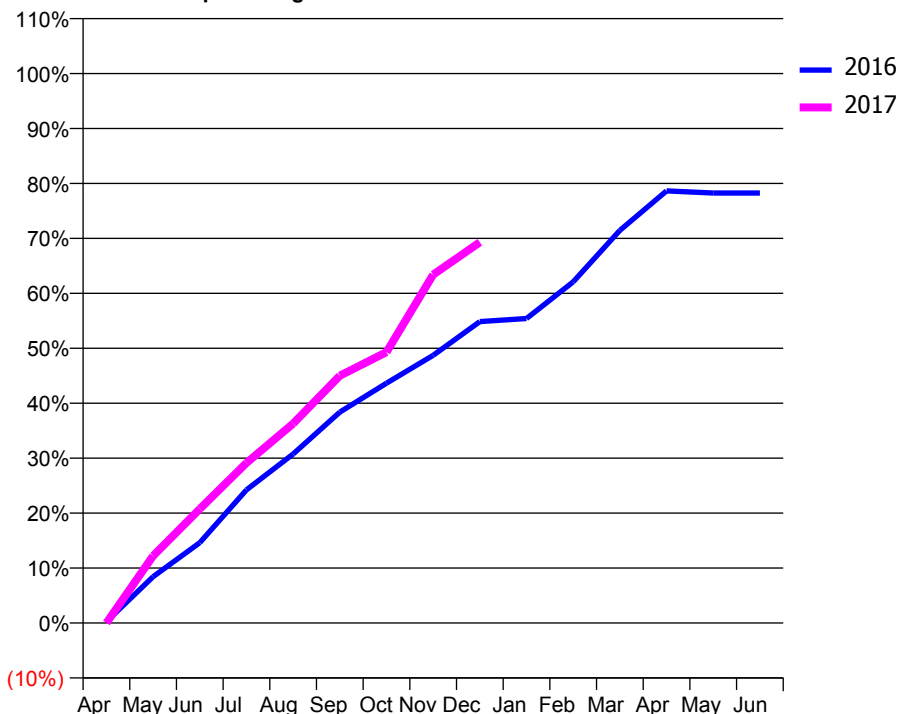
ACCESS*

Patients seen in 24 months	Total	Change since previous quarter
Quarter ending December 2015	728	
Quarter ending March 2016	718	↓
Quarter ending June 2016	709	↓
Quarter ending September 2016	684	↓
Quarter ending December 2016	685	→
Variance since December 2015	(5.9%)	↓



ACTIVITY

Cumulative percentage of contracted UDA delivered 2016 & 2017



Month	Adjusted Scheduled Activity (UDA)	
	2016	2017
April	4	0
May	136	171
June	236	291
July	392	408
August	497	508
September	620	630
October	705	690
November	787	887
December	886	970
January	895	
February	1,003	
March	1,155	
April	1,271	
May	1,265	
June	1,265	

QUALITY

	Quantity	Base Number	Contract	AT	Region	England
% of FP17s for the same patient ID Re-attending within 3 months - Children	7	334	2.1%	11.3%	12.1%	12.4%
% of FP17s for the same patient ID Re-attending within 3 months - Adults	13	238	5.5%	15.1%	15.9%	16.6%
% of FP17s for the same patient ID Re-attending between 3 & 9 months - Children	82	334	24.6%	58.7%	58.6%	57.5%
% of FP17s for the same patient ID Re-attending between 3 & 9 months - Adults	143	238	60.1%	49.8%	51.5%	50.4%
% of FP17s for Band 1 Urgent Courses	10	526	1.9%	9.5%	8.0%	9.1%
% of FP17s Relating to Free Repair or Replacements	0	526	0.0%	0.9%	0.8%	0.8%
% of FP17s Relating to Continuations	0	526	0.0%	1.3%	1.2%	1.3%
% of Patients satisfied with the dentistry they have received	1	1	N/A	92.0%	92.8%	92.7%
% of Patients satisfied with the time they had to wait for an appointment	1	1	N/A	86.7%	89.2%	88.8%

* This is based on patients treated on this contract for their most recent course of treatment. Figures in italics indicate the base number of FP17s or Patient Questionnaire responses are less than 100. N/A is shown where the base number of responses is less than 10 during the period. % is calculated as Quantity/Base number*100

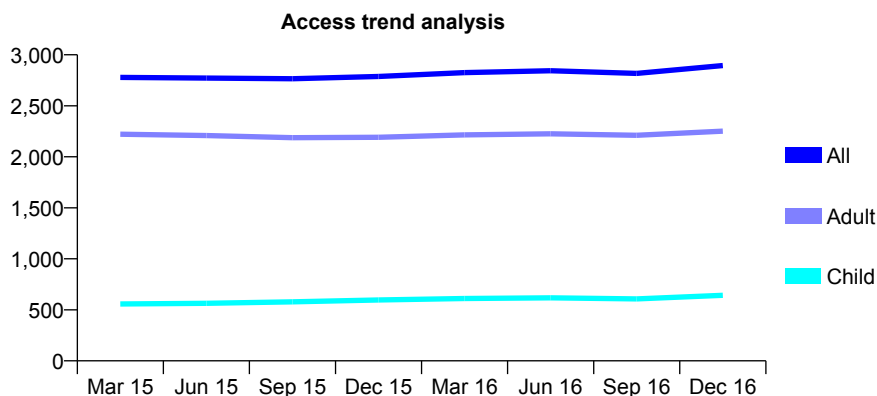
Q56 - Vital Signs At a Glance Contract Report for 908002/0001 - December 2016

Name or company name	MR DC TRENT
Contract type name	GDS Contract
Purpose of contract	General
Contract start date	01/04/2006
Contract end date	

16/17 Contracted general activity (UDA)	8,137
Carry forward general activity (UDA)	-163
16/17 Contracted orthodontic activity (UOA)	0
Carry forward orthodontic activity (UOA)	0
Baseline contract value	£169,291.11

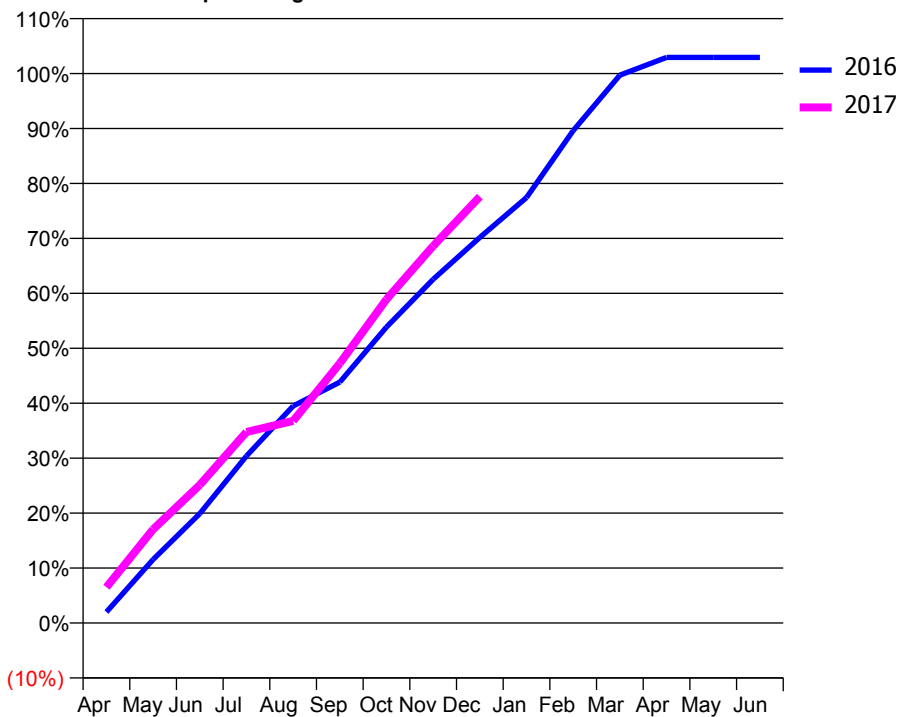
ACCESS*

Patients seen in 24 months	Total	Change since previous quarter
Quarter ending December 2015	2,788	
Quarter ending March 2016	2,826	→
Quarter ending June 2016	2,844	→
Quarter ending September 2016	2,818	→
Quarter ending December 2016	2,895	↑
Variance since December 2015	3.8%	↑



ACTIVITY

Cumulative percentage of contracted UDA delivered 2016 & 2017



Month	Adjusted Scheduled Activity (UDA)	
	2016	2017
April	163	531
May	942	1,388
June	1,620	2,046
July	2,473	2,828
August	3,213	2,992
September	3,568	3,846
October	4,383	4,794
November	5,090	5,584
December	5,710	6,315
January	6,299	
February	7,291	
March	8,114	
April	8,375	
May	8,375	
June	8,375	

QUALITY

	Quantity	Base Number	Contract	AT	Region	England
% of FP17s for the same patient ID Re-attending within 3 months - Children	116	779	14.9%	11.3%	12.1%	12.4%
% of FP17s for the same patient ID Re-attending within 3 months - Adults	354	2,498	14.2%	15.1%	15.9%	16.6%
% of FP17s for the same patient ID Re-attending between 3 & 9 months - Children	355	779	45.6%	58.7%	58.6%	57.5%
% of FP17s for the same patient ID Re-attending between 3 & 9 months - Adults	1,174	2,498	47.0%	49.8%	51.5%	50.4%
% of FP17s for Band 1 Urgent Courses	173	3,094	5.6%	9.5%	8.0%	9.1%
% of FP17s Relating to Free Repair or Replacements	0	3,094	0.0%	0.9%	0.8%	0.8%
% of FP17s Relating to Continuations	57	3,094	1.8%	1.3%	1.2%	1.3%
% of Patients satisfied with the dentistry they have received	1	1	N/A	92.0%	92.8%	92.7%
% of Patients satisfied with the time they had to wait for an appointment	1	1	N/A	86.7%	89.2%	88.8%

* This is based on patients treated on this contract for their most recent course of treatment. Figures in italics indicate the base number of FP17s or Patient Questionnaire responses are less than 100. N/A is shown where the base number of responses is less than 10 during the period. % is calculated as Quantity/Base number*100

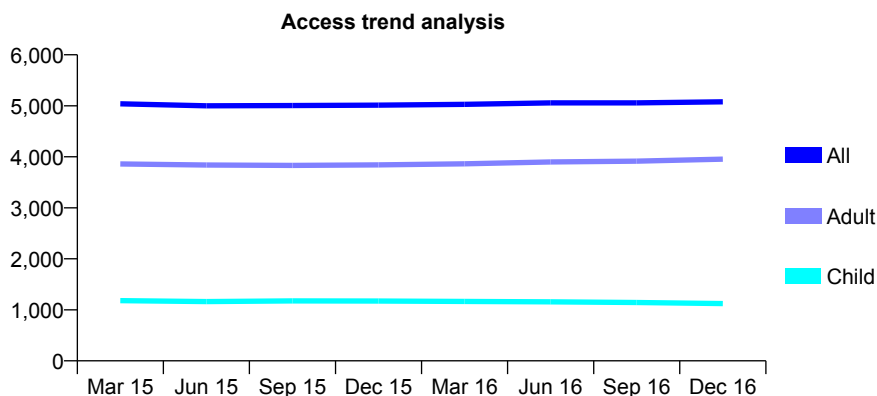
Q56 - Vital Signs At a Glance Contract Report for 910201/0001 - December 2016

Name or company name	Denise Taylor, Cheerag Raval, Gemma Ra
Contract type name	GDS Contract
Purpose of contract	General
Contract start date	01/04/2006
Contract end date	

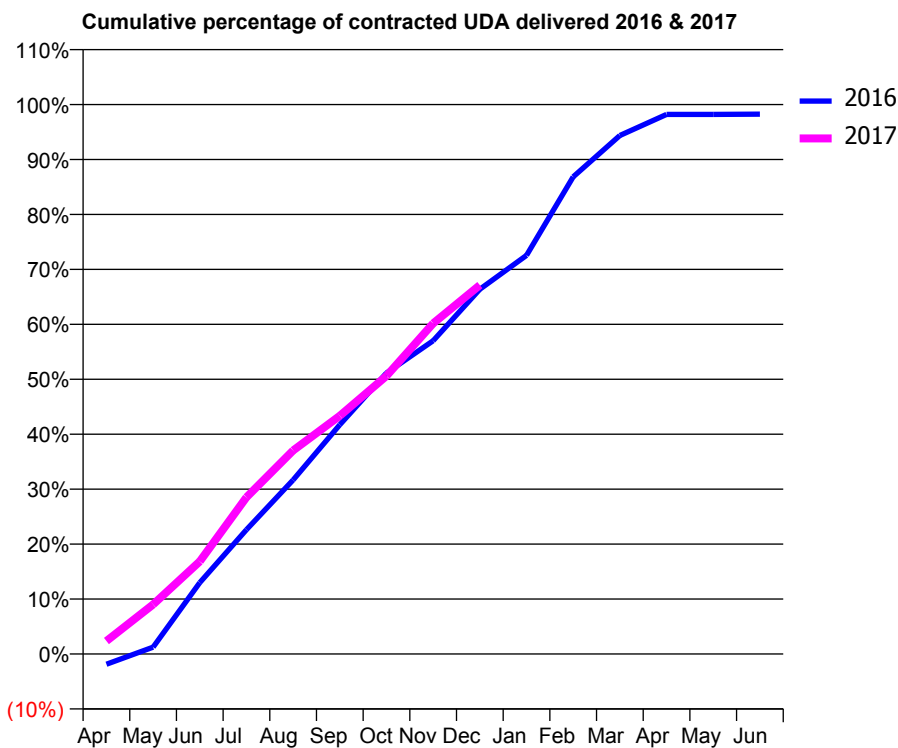
16/17 Contracted general activity (UDA)	14,239
Carry forward general activity (UDA)	249
16/17 Contracted orthodontic activity (UOA)	0
Carry forward orthodontic activity (UOA)	0
Baseline contract value	£302,699.52

ACCESS*

Patients seen in 24 months	Total	Change since previous quarter
Quarter ending December 2015	5,014	
Quarter ending March 2016	5,029	→
Quarter ending June 2016	5,057	→
Quarter ending September 2016	5,058	→
Quarter ending December 2016	5,078	→
Variance since December 2015	1.3%	→



ACTIVITY



Month	Adjusted Scheduled Activity (UDA)	
	2016	2017
April	-267	337
May	178	1,284
June	1,851	2,399
July	3,224	4,061
August	4,510	5,275
September	5,942	6,173
October	7,283	7,206
November	8,120	8,568
December	9,452	9,558
January	10,331	
February	12,365	
March	13,437	
April	13,983	
May	13,984	
June	13,990	

QUALITY

	Quantity	Base Number	Contract	AT	Region	England
% of FP17s for the same patient ID Re-attending within 3 months - Children	226	1,601	14.1%	11.3%	12.1%	12.4%
% of FP17s for the same patient ID Re-attending within 3 months - Adults	612	3,951	15.5%	15.1%	15.9%	16.6%
% of FP17s for the same patient ID Re-attending between 3 & 9 months - Children	1,146	1,601	71.6%	58.7%	58.6%	57.5%
% of FP17s for the same patient ID Re-attending between 3 & 9 months - Adults	1,671	3,951	42.3%	49.8%	51.5%	50.4%
% of FP17s for Band 1 Urgent Courses	247	5,292	4.7%	9.5%	8.0%	9.1%
% of FP17s Relating to Free Repair or Replacements	45	5,292	0.9%	0.9%	0.8%	0.8%
% of FP17s Relating to Continuations	66	5,292	1.2%	1.3%	1.2%	1.3%
% of Patients satisfied with the dentistry they have received	16	18	88.9%	92.0%	92.8%	92.7%
% of Patients satisfied with the time they had to wait for an appointment	18	18	100.0%	86.7%	89.2%	88.8%

* This is based on patients treated on this contract for their most recent course of treatment. Figures in italics indicate the base number of FP17s or Patient Questionnaire responses are less than 100. N/A is shown where the base number of responses is less than 10 during the period. % is calculated as Quantity/Base number*100

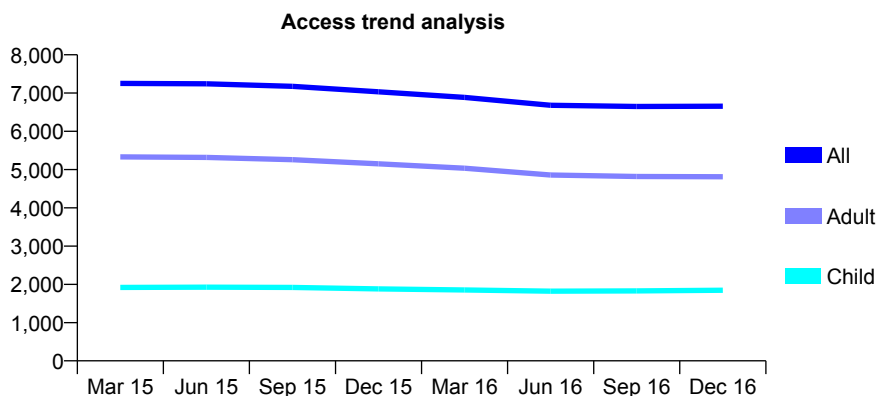
Q56 - Vital Signs At a Glance Contract Report for 915246/0001 - December 2016

Name or company name	MRS CH JACKMAN
Contract type name	GDS Contract
Purpose of contract	General
Contract start date	01/04/2006
Contract end date	

16/17 Contracted general activity (UDA)	20,400
Carry forward general activity (UDA)	523
16/17 Contracted orthodontic activity (UOA)	0
Carry forward orthodontic activity (UOA)	0
Baseline contract value	£536,030.70

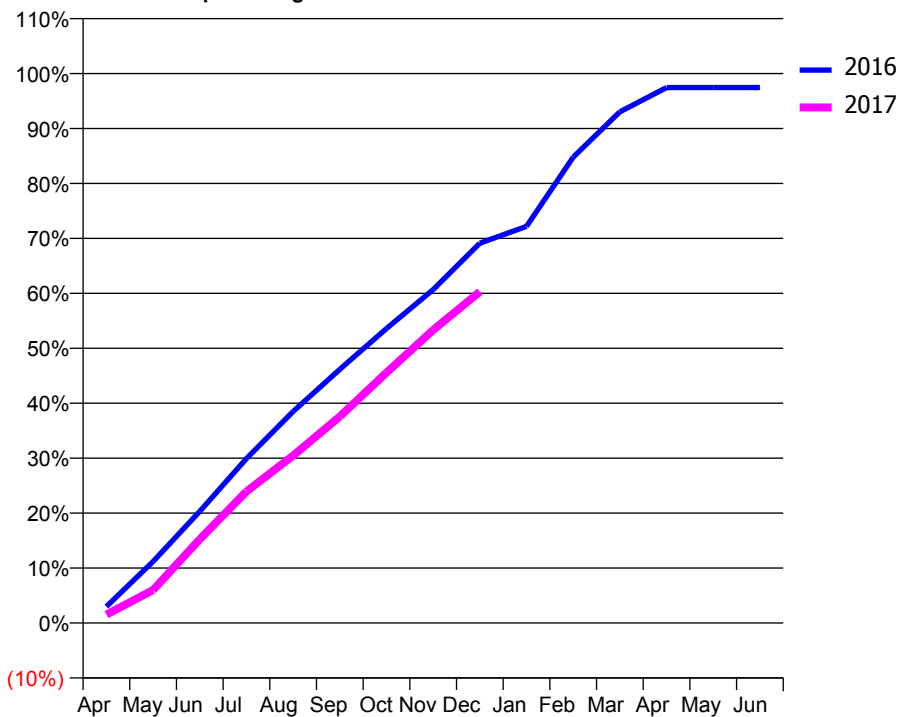
ACCESS*

Patients seen in 24 months	Total	Change since previous quarter
Quarter ending December 2015	7,034	
Quarter ending March 2016	6,888	↓
Quarter ending June 2016	6,682	↓
Quarter ending September 2016	6,648	→
Quarter ending December 2016	6,657	→
Variance since December 2015	(5.4%)	↓



ACTIVITY

Cumulative percentage of contracted UDA delivered 2016 & 2017



Month	Adjusted Scheduled Activity (UDA)	
	2016	2017
April	611	313
May	2,285	1,225
June	4,147	3,110
July	6,107	4,884
August	7,854	6,214
September	9,418	7,664
October	10,934	9,293
November	12,378	10,876
December	14,103	12,299
January	14,726	
February	17,294	
March	18,976	
April	19,877	
May	19,877	
June	19,877	

QUALITY

	Quantity	Base Number	Contract	AT	Region	England
% of FP17s for the same patient ID Re-attending within 3 months - Children	144	2,120	6.8%	11.3%	12.1%	12.4%
% of FP17s for the same patient ID Re-attending within 3 months - Adults	812	5,154	15.8%	15.1%	15.9%	16.6%
% of FP17s for the same patient ID Re-attending between 3 & 9 months - Children	1,448	2,120	68.3%	58.7%	58.6%	57.5%
% of FP17s for the same patient ID Re-attending between 3 & 9 months - Adults	2,406	5,154	46.7%	49.8%	51.5%	50.4%
% of FP17s for Band 1 Urgent Courses	200	6,849	2.9%	9.5%	8.0%	9.1%
% of FP17s Relating to Free Repair or Replacements	96	6,849	1.4%	0.9%	0.8%	0.8%
% of FP17s Relating to Continuations	316	6,849	4.6%	1.3%	1.2%	1.3%
% of Patients satisfied with the dentistry they have received	13	16	81.3%	92.0%	92.8%	92.7%
% of Patients satisfied with the time they had to wait for an appointment	14	16	87.5%	86.7%	89.2%	88.8%

* This is based on patients treated on this contract for their most recent course of treatment. Figures in italics indicate the base number of FP17s or Patient Questionnaire responses are less than 100. N/A is shown where the base number of responses is less than 10 during the period. % is calculated as Quantity/Base number*100

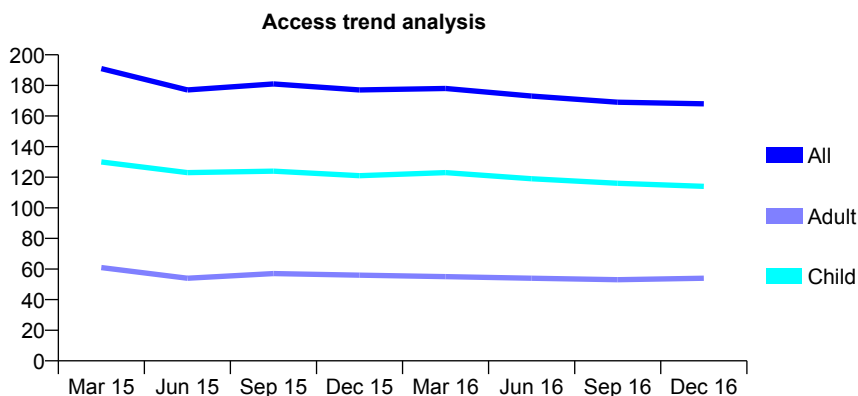
Q56 - Vital Signs At a Glance Contract Report for 920924/0001 - December 2016

Name or company name	MR JM STOKES
Contract type name	GDS Contract
Purpose of contract	General
Contract start date	01/01/2007
Contract end date	

16/17 Contracted general activity (UDA)	473
Carry forward general activity (UDA)	1
16/17 Contracted orthodontic activity (UOA)	0
Carry forward orthodontic activity (UOA)	0
Baseline contract value	£13,813.66

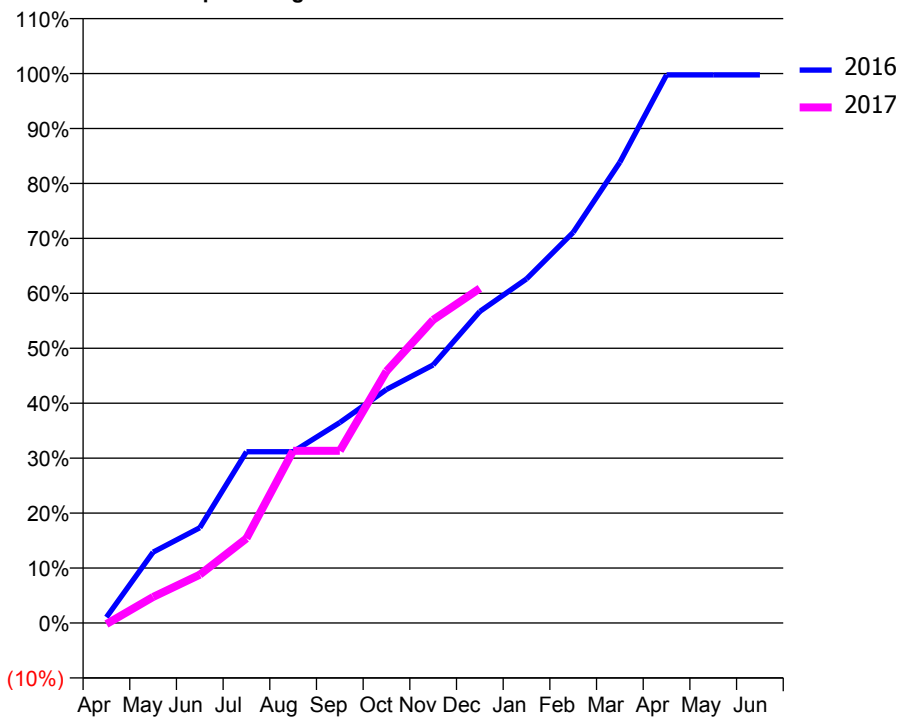
ACCESS*

Patients seen in 24 months	Total	Change since previous quarter
Quarter ending December 2015	177	
Quarter ending March 2016	178	→
Quarter ending June 2016	173	↓
Quarter ending September 2016	169	↓
Quarter ending December 2016	168	→
Variance since December 2015	(5.1%)	↓



ACTIVITY

Cumulative percentage of contracted UDA delivered 2016 & 2017



Month	Adjusted Scheduled Activity (UDA)	
	2016	2017
April	5	-1
May	61	22
June	82	42
July	147	73
August	147	148
September	173	148
October	201	217
November	222	261
December	268	288
January	296	
February	336	
March	397	
April	472	
May	472	
June	472	

QUALITY

	Quantity	Base Number	Contract	AT	Region	England
% of FP17s for the same patient ID Re-attending within 3 months - Children	7	130	5.4%	11.3%	12.1%	12.4%
% of FP17s for the same patient ID Re-attending within 3 months - Adults	12	51	23.5%	15.1%	15.9%	16.6%
% of FP17s for the same patient ID Re-attending between 3 & 9 months - Children	85	130	65.4%	58.7%	58.6%	57.5%
% of FP17s for the same patient ID Re-attending between 3 & 9 months - Adults	19	51	37.3%	49.8%	51.5%	50.4%
% of FP17s for Band 1 Urgent Courses	10	156	6.4%	9.5%	8.0%	9.1%
% of FP17s Relating to Free Repair or Replacements	0	156	0.0%	0.9%	0.8%	0.8%
% of FP17s Relating to Continuations	0	156	0.0%	1.3%	1.2%	1.3%
% of Patients satisfied with the dentistry they have received	0	0	N/A	92.0%	92.8%	92.7%
% of Patients satisfied with the time they had to wait for an appointment	0	0	N/A	86.7%	89.2%	88.8%

* This is based on patients treated on this contract for their most recent course of treatment. Figures in italics indicate the base number of FP17s or Patient Questionnaire responses are less than 100. N/A is shown where the base number of responses is less than 10 during the period. % is calculated as Quantity/Base number*100

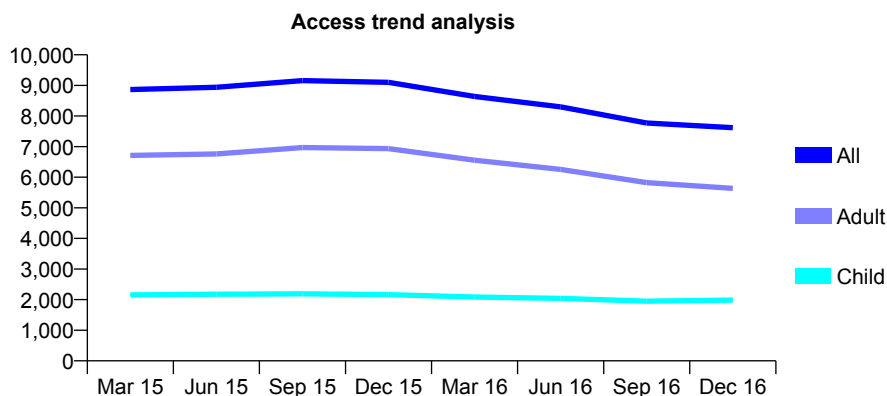
Q56 - Vital Signs At a Glance Contract Report for 920959/0001 - December 2016

Name or company name	MR OB QURESHI
Contract type name	GDS Contract
Purpose of contract	General
Contract start date	01/04/2006
Contract end date	

16/17 Contracted general activity (UDA)	22,001
Carry forward general activity (UDA)	264
16/17 Contracted orthodontic activity (UOA)	0
Carry forward orthodontic activity (UOA)	0
Baseline contract value	£660,889.29

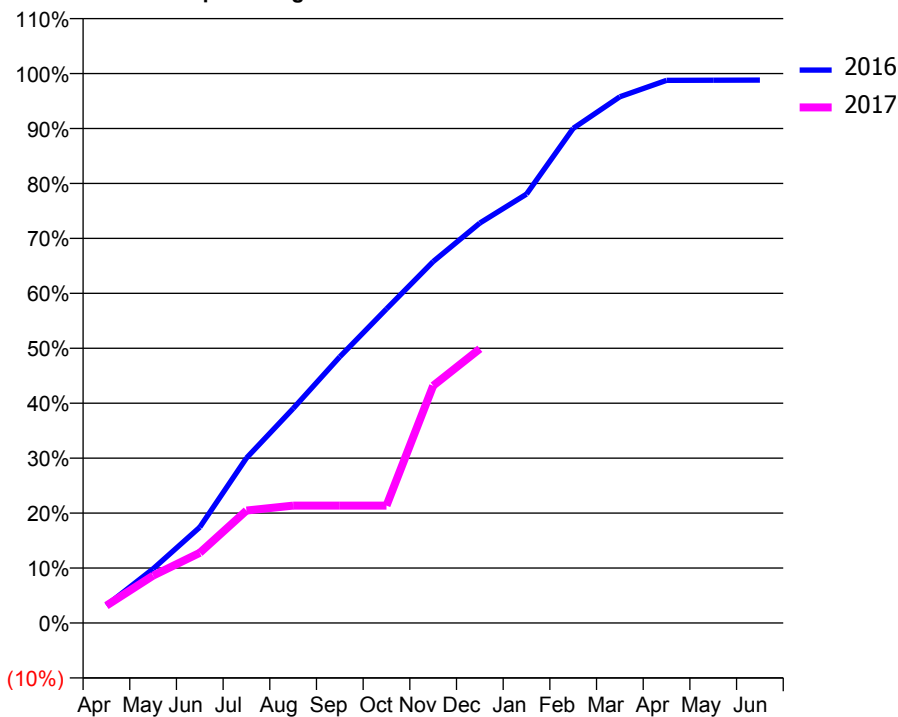
ACCESS*

Patients seen in 24 months	Total	Change since previous quarter
Quarter ending December 2015	9,099	
Quarter ending March 2016	8,638	↓
Quarter ending June 2016	8,298	↓
Quarter ending September 2016	7,773	↓
Quarter ending December 2016	7,620	↓
Variance since December 2015	(16.3%)	↓



ACTIVITY

Cumulative percentage of contracted UDA delivered 2016 & 2017



Month	Adjusted Scheduled Activity (UDA)	
	2016	2017
April	705	695
May	2,171	1,897
June	3,835	2,812
July	6,608	4,502
August	8,590	4,699
September	10,657	4,699
October	12,575	4,699
November	14,473	9,498
December	16,016	10,977
January	17,171	
February	19,804	
March	21,071	
April	21,730	
May	21,734	
June	21,737	

QUALITY

	Quantity	Base Number	Contract	AT	Region	England
% of FP17s for the same patient ID Re-attending within 3 months - Children	92	1,713	5.4%	11.3%	12.1%	12.4%
% of FP17s for the same patient ID Re-attending within 3 months - Adults	420	3,894	10.8%	15.1%	15.9%	16.6%
% of FP17s for the same patient ID Re-attending between 3 & 9 months - Children	983	1,713	57.4%	58.7%	58.6%	57.5%
% of FP17s for the same patient ID Re-attending between 3 & 9 months - Adults	1,903	3,894	48.9%	49.8%	51.5%	50.4%
% of FP17s for Band 1 Urgent Courses	397	5,250	7.6%	9.5%	8.0%	9.1%
% of FP17s Relating to Free Repair or Replacements	33	5,250	0.6%	0.9%	0.8%	0.8%
% of FP17s Relating to Continuations	8	5,250	0.2%	1.3%	1.2%	1.3%
% of Patients satisfied with the dentistry they have received	2	3	N/A	92.0%	92.8%	92.7%
% of Patients satisfied with the time they had to wait for an appointment	2	3	N/A	86.7%	89.2%	88.8%

* This is based on patients treated on this contract for their most recent course of treatment. Figures in italics indicate the base number of FP17s or Patient Questionnaire responses are less than 100. N/A is shown where the base number of responses is less than 10 during the period. % is calculated as Quantity/Base number*100

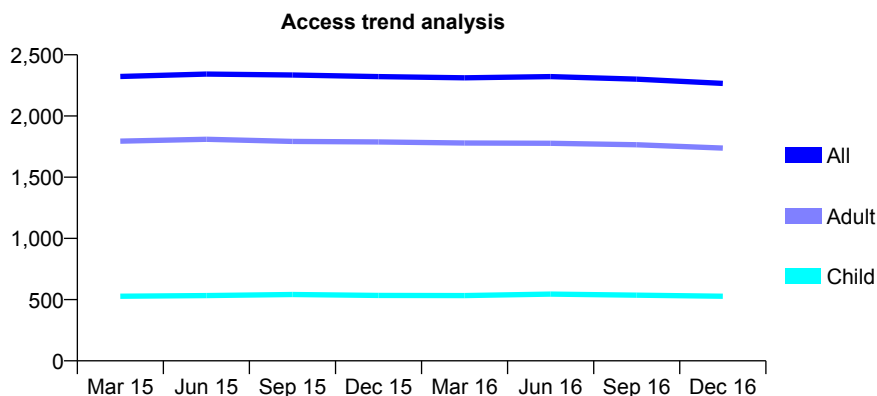
Q56 - Vital Signs At a Glance Contract Report for 926396/0001 - December 2016

Name or company name	MRS TL KLEINHANS
Contract type name	PDS Contract
Purpose of contract	General
Contract start date	01/04/2010
Contract end date	31/03/2018

16/17 Contracted general activity (UDA)	6,600
Carry forward general activity (UDA)	0
16/17 Contracted orthodontic activity (UOA)	0
Carry forward orthodontic activity (UOA)	0
Baseline contract value	£162,804.04

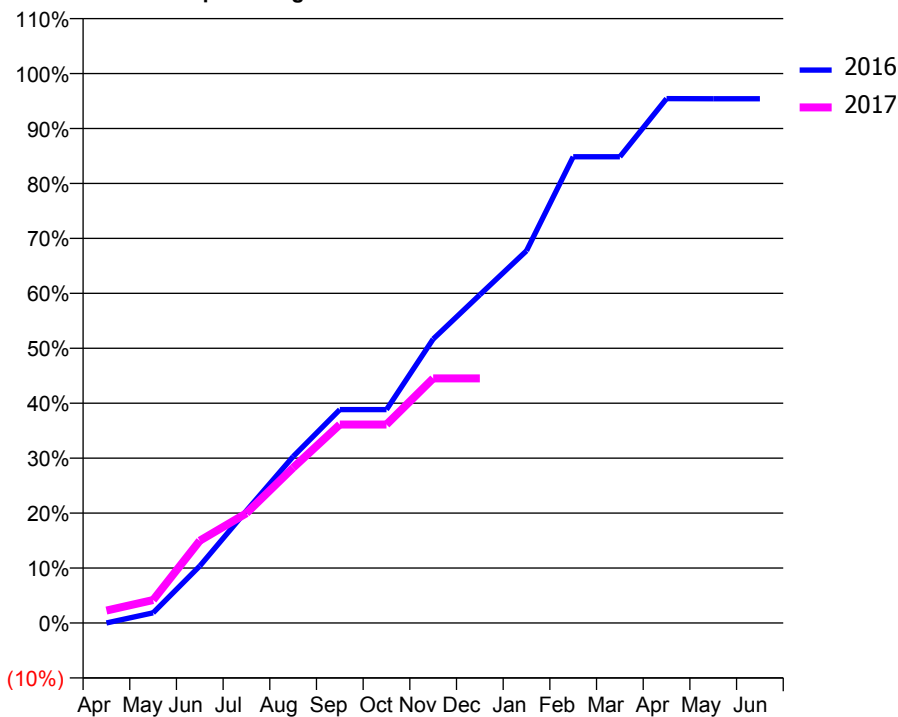
ACCESS*

Patients seen in 24 months	Total	Change since previous quarter
Quarter ending December 2015	2,322	
Quarter ending March 2016	2,312	→
Quarter ending June 2016	2,322	→
Quarter ending September 2016	2,301	→
Quarter ending December 2016	2,266	↓
Variance since December 2015	(2.4%)	↓



ACTIVITY

Cumulative percentage of contracted UDA delivered 2016 & 2017



Adjusted Scheduled Activity (UDA)

Month	2016	2017
April	0	150
May	130	276
June	727	990
July	1,431	1,319
August	2,121	1,865
September	2,718	2,384
October	2,718	2,384
November	3,617	2,937
December	4,182	2,937
January	4,742	
February	5,940	
March	5,940	
April	6,680	
May	6,679	
June	6,679	

QUALITY

	Quantity	Base Number	Contract	AT	Region	England
% of FP17s for the same patient ID Re-attending within 3 months - Children	29	465	6.2%	11.3%	12.1%	12.4%
% of FP17s for the same patient ID Re-attending within 3 months - Adults	159	1,441	11.0%	15.1%	15.9%	16.6%
% of FP17s for the same patient ID Re-attending between 3 & 9 months - Children	322	465	69.2%	58.7%	58.6%	57.5%
% of FP17s for the same patient ID Re-attending between 3 & 9 months - Adults	862	1,441	59.8%	49.8%	51.5%	50.4%
% of FP17s for Band 1 Urgent Courses	17	1,508	1.1%	9.5%	8.0%	9.1%
% of FP17s Relating to Free Repair or Replacements	0	1,508	0.0%	0.9%	0.8%	0.8%
% of FP17s Relating to Continuations	0	1,508	0.0%	1.3%	1.2%	1.3%
% of Patients satisfied with the dentistry they have received	4	4	N/A	92.0%	92.8%	92.7%
% of Patients satisfied with the time they had to wait for an appointment	4	4	N/A	86.7%	89.2%	88.8%

* This is based on patients treated on this contract for their most recent course of treatment. Figures in italics indicate the base number of FP17s or Patient Questionnaire responses are less than 100. N/A is shown where the base number of responses is less than 10 during the period. % is calculated as Quantity/Base number*100

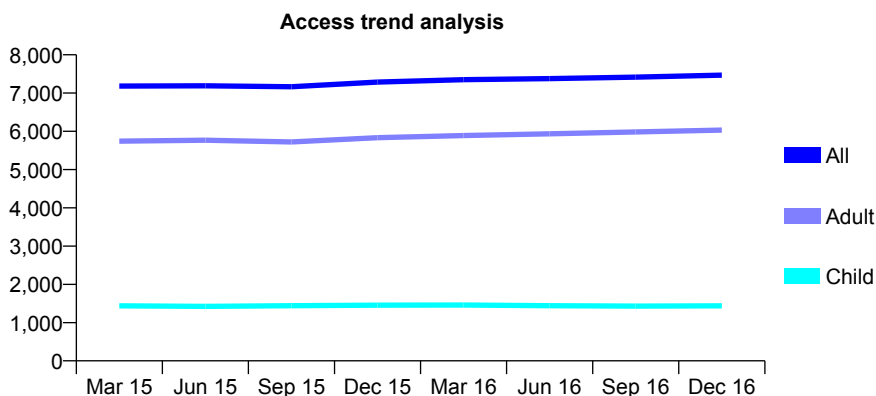
Q56 - Vital Signs At a Glance Contract Report for 927937/0001 - December 2016

Name or company name	MR NJ SUMSER-LUPSON
Contract type name	GDS Contract
Purpose of contract	General
Contract start date	01/04/2006
Contract end date	

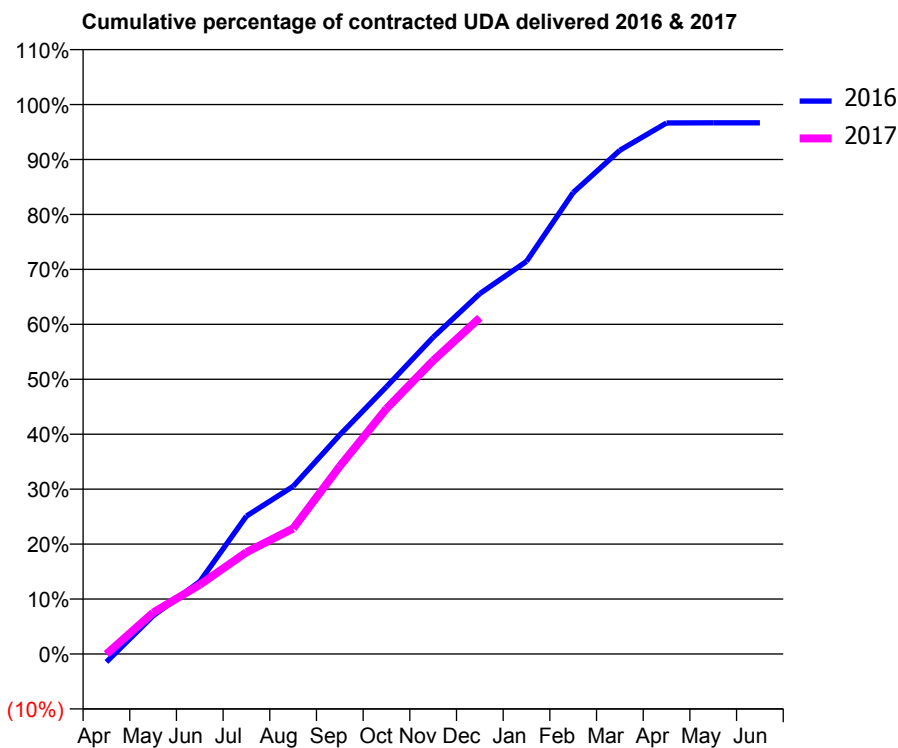
16/17 Contracted general activity (UDA)	16,739
Carry forward general activity (UDA)	543
16/17 Contracted orthodontic activity (UOA)	0
Carry forward orthodontic activity (UOA)	0
Baseline contract value	£375,207.93

ACCESS*

Patients seen in 24 months	Total	Change since previous quarter
Quarter ending December 2015	7,288	
Quarter ending March 2016	7,349	→
Quarter ending June 2016	7,377	→
Quarter ending September 2016	7,415	→
Quarter ending December 2016	7,468	→
Variance since December 2015	2.5%	↑



ACTIVITY



Month	Adjusted Scheduled Activity (UDA)	
	2016	2017
April	-241	-8
May	1,136	1,262
June	2,155	2,111
July	4,101	3,102
August	4,987	3,826
September	6,518	5,721
October	7,949	7,475
November	9,418	8,940
December	10,713	10,244
January	11,674	
February	13,721	
March	14,976	
April	15,792	
May	15,793	
June	15,796	

QUALITY

	Quantity	Base Number	Contract	AT	Region	England
% of FP17s for the same patient ID Re-attending within 3 months - Children	95	1,478	6.4%	11.3%	12.1%	12.4%
% of FP17s for the same patient ID Re-attending within 3 months - Adults	693	5,712	12.1%	15.1%	15.9%	16.6%
% of FP17s for the same patient ID Re-attending between 3 & 9 months - Children	876	1,478	59.3%	58.7%	58.6%	57.5%
% of FP17s for the same patient ID Re-attending between 3 & 9 months - Adults	2,566	5,712	44.9%	49.8%	51.5%	50.4%
% of FP17s for Band 1 Urgent Courses	531	6,661	8.0%	9.5%	8.0%	9.1%
% of FP17s Relating to Free Repair or Replacements	42	6,661	0.6%	0.9%	0.8%	0.8%
% of FP17s Relating to Continuations	77	6,661	1.2%	1.3%	1.2%	1.3%
% of Patients satisfied with the dentistry they have received	15	18	83.3%	92.0%	92.8%	92.7%
% of Patients satisfied with the time they had to wait for an appointment	18	18	100.0%	86.7%	89.2%	88.8%

* This is based on patients treated on this contract for their most recent course of treatment. Figures in italics indicate the base number of FP17s or Patient Questionnaire responses are less than 100. N/A is shown where the base number of responses is less than 10 during the period. % is calculated as Quantity/Base number*100

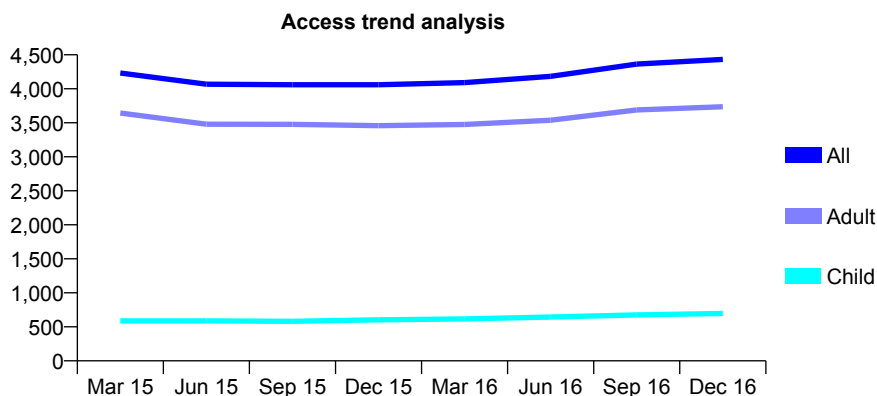
Q56 - Vital Signs At a Glance Contract Report for 929824/0001 - December 2016

Name or company name	MR B GHALEKHANY
Contract type name	GDS Contract
Purpose of contract	General
Contract start date	01/04/2006
Contract end date	

16/17 Contracted general activity (UDA)	10,295
Carry forward general activity (UDA)	-206
16/17 Contracted orthodontic activity (UOA)	0
Carry forward orthodontic activity (UOA)	0
Baseline contract value	£249,940.53

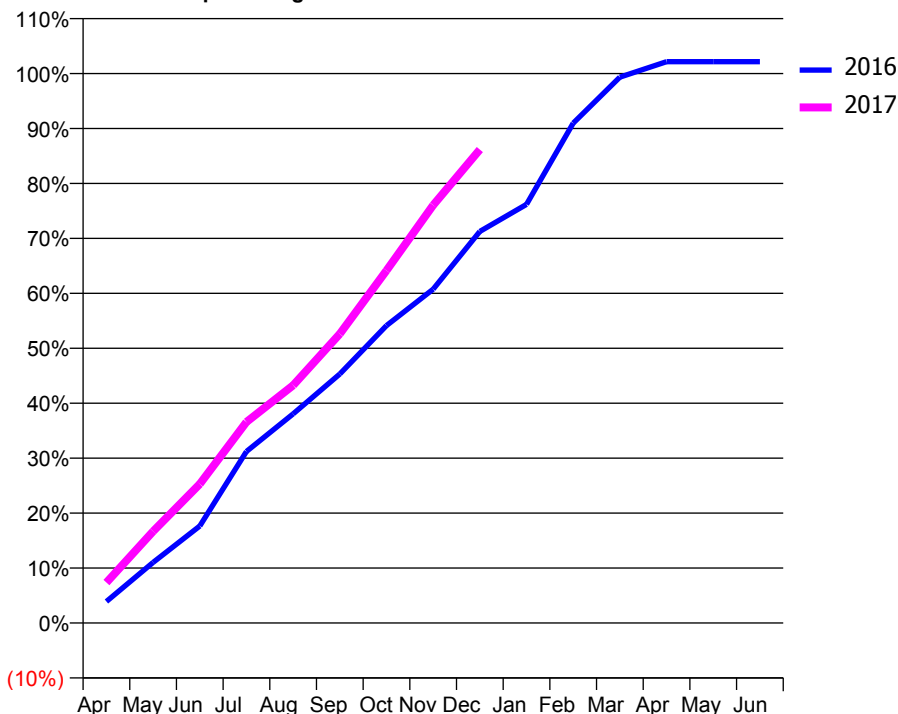
ACCESS*

Patients seen in 24 months	Total	Change since previous quarter
Quarter ending December 2015	4,059	
Quarter ending March 2016	4,092	→
Quarter ending June 2016	4,183	↑
Quarter ending September 2016	4,364	↑
Quarter ending December 2016	4,433	→
Variance since December 2015	9.2%	↑



ACTIVITY

Cumulative percentage of contracted UDA delivered 2016 & 2017



Month	Adjusted Scheduled Activity (UDA)	
	2016	2017
April	404	758
May	1,135	1,716
June	1,817	2,605
July	3,213	3,767
August	3,918	4,453
September	4,665	5,418
October	5,573	6,603
November	6,253	7,828
December	7,335	8,869
January	7,843	
February	9,366	
March	10,228	
April	10,517	
May	10,517	
June	10,517	

QUALITY

	Quantity	Base Number	Contract	AT	Region	England
% of FP17s for the same patient ID Re-attending within 3 months - Children	41	818	5.0%	11.3%	12.1%	12.4%
% of FP17s for the same patient ID Re-attending within 3 months - Adults	654	4,312	15.2%	15.1%	15.9%	16.6%
% of FP17s for the same patient ID Re-attending between 3 & 9 months - Children	482	818	58.9%	58.7%	58.6%	57.5%
% of FP17s for the same patient ID Re-attending between 3 & 9 months - Adults	2,209	4,312	51.2%	49.8%	51.5%	50.4%
% of FP17s for Band 1 Urgent Courses	371	4,988	7.4%	9.5%	8.0%	9.1%
% of FP17s Relating to Free Repair or Replacements	5	4,988	0.1%	0.9%	0.8%	0.8%
% of FP17s Relating to Continuations	72	4,988	1.4%	1.3%	1.2%	1.3%
% of Patients satisfied with the dentistry they have received	6	6	N/A	92.0%	92.8%	92.7%
% of Patients satisfied with the time they had to wait for an appointment	4	6	N/A	86.7%	89.2%	88.8%

* This is based on patients treated on this contract for their most recent course of treatment. Figures in italics indicate the base number of FP17s or Patient Questionnaire responses are less than 100. N/A is shown where the base number of responses is less than 10 during the period. % is calculated as Quantity/Base number*100

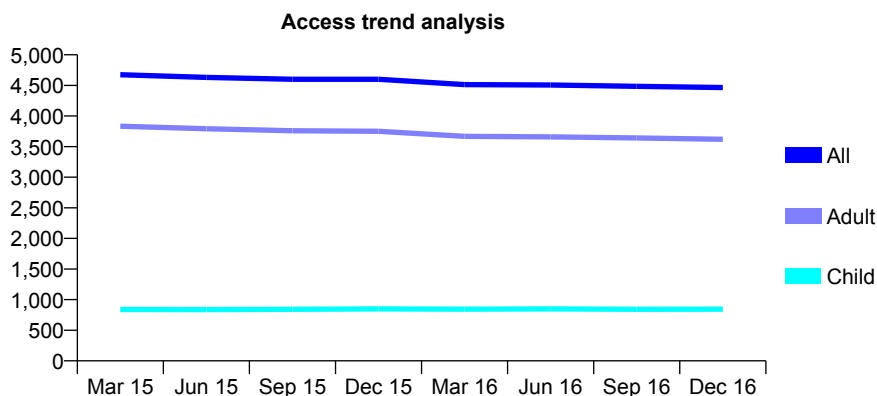
Q56 - Vital Signs At a Glance Contract Report for 931411/0003 - December 2016

Name or company name	MR M PATEL
Contract type name	GDS Contract
Purpose of contract	General
Contract start date	01/07/2012
Contract end date	

16/17 Contracted general activity (UDA)	15,000
Carry forward general activity (UDA)	13
16/17 Contracted orthodontic activity (UOA)	0
Carry forward orthodontic activity (UOA)	0
Baseline contract value	£377,268.75

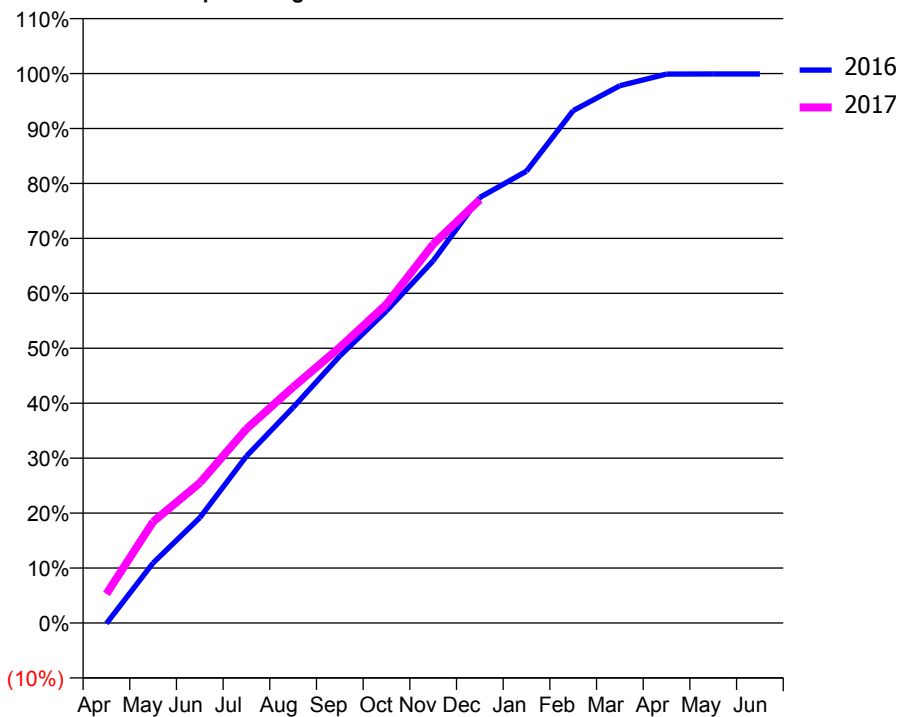
ACCESS*

Patients seen in 24 months	Total	Change since previous quarter
Quarter ending December 2015	4,600	
Quarter ending March 2016	4,513	↓
Quarter ending June 2016	4,507	→
Quarter ending September 2016	4,485	→
Quarter ending December 2016	4,465	→
Variance since December 2015	(2.9%)	↓



ACTIVITY

Cumulative percentage of contracted UDA delivered 2016 & 2017



Month	Adjusted Scheduled Activity (UDA)	
	2016	2017
April	-18	796
May	1,642	2,763
June	2,872	3,822
July	4,557	5,298
August	5,885	6,439
September	7,290	7,526
October	8,518	8,700
November	9,890	10,338
December	11,617	11,555
January	12,335	
February	13,987	
March	14,669	
April	14,986	
May	14,987	
June	14,987	

QUALITY

	Quantity	Base Number	Contract	AT	Region	England
% of FP17s for the same patient ID Re-attending within 3 months - Children	58	1,202	4.8%	11.3%	12.1%	12.4%
% of FP17s for the same patient ID Re-attending within 3 months - Adults	601	4,566	13.2%	15.1%	15.9%	16.6%
% of FP17s for the same patient ID Re-attending between 3 & 9 months - Children	888	1,202	73.9%	58.7%	58.6%	57.5%
% of FP17s for the same patient ID Re-attending between 3 & 9 months - Adults	2,645	4,566	57.9%	49.8%	51.5%	50.4%
% of FP17s for Band 1 Urgent Courses	547	5,477	10.0%	9.5%	8.0%	9.1%
% of FP17s Relating to Free Repair or Replacements	38	5,477	0.7%	0.9%	0.8%	0.8%
% of FP17s Relating to Continuations	33	5,477	0.6%	1.3%	1.2%	1.3%
% of Patients satisfied with the dentistry they have received	14	14	100.0%	92.0%	92.8%	92.7%
% of Patients satisfied with the time they had to wait for an appointment	13	14	92.9%	86.7%	89.2%	88.8%

* This is based on patients treated on this contract for their most recent course of treatment. Figures in italics indicate the base number of FP17s or Patient Questionnaire responses are less than 100. N/A is shown where the base number of responses is less than 10 during the period. % is calculated as Quantity/Base number*100

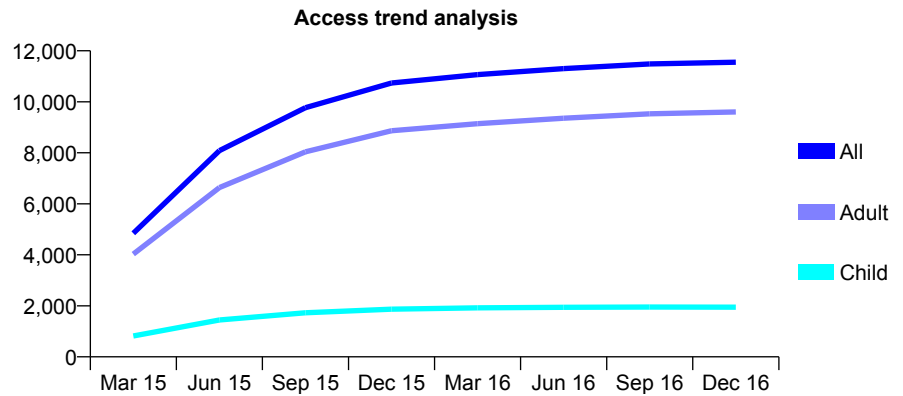
Q56 - Vital Signs At a Glance Contract Report for 931764/0001 - December 2016

Name or company name	MR MF BERGENDAL
Contract type name	GDS Contract
Purpose of contract	General
Contract start date	01/12/2014
Contract end date	

16/17 Contracted general activity (UDA)	28,637
Carry forward general activity (UDA)	-101
16/17 Contracted orthodontic activity (UOA)	0
Carry forward orthodontic activity (UOA)	0
Baseline contract value	£617,803.51

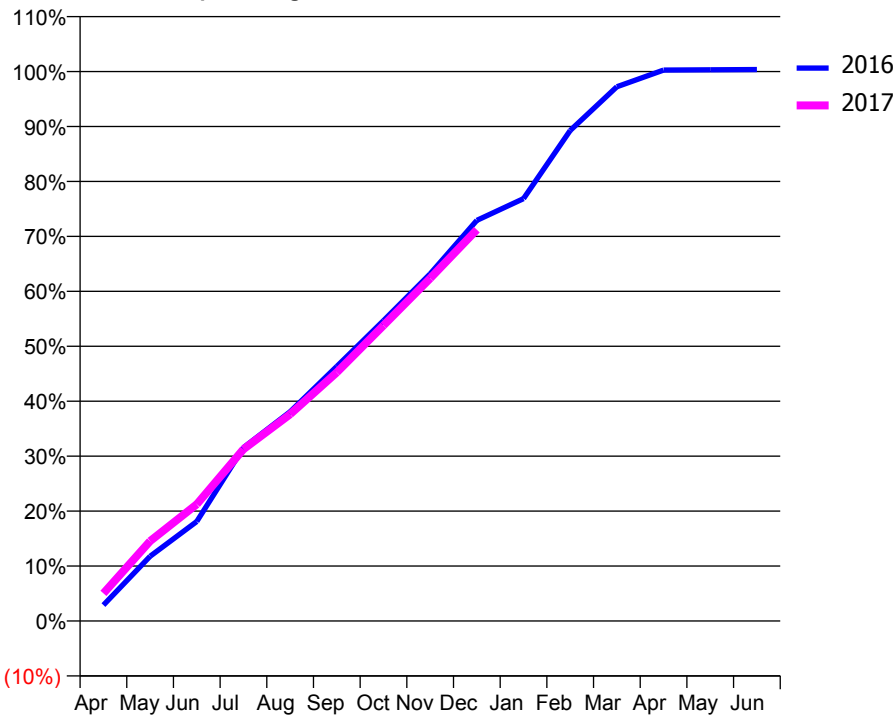
ACCESS*

Patients seen in 24 months	Total	Change since previous quarter
Quarter ending December 2015	10,736	
Quarter ending March 2016	11,068	↑
Quarter ending June 2016	11,300	↑
Quarter ending September 2016	11,486	→
Quarter ending December 2016	11,552	→
Variance since December 2015	7.6%	↑



ACTIVITY

Cumulative percentage of contracted UDA delivered 2016 & 2017



Month	Adjusted Scheduled Activity (UDA)	
	2016	2017
April	830	1,441
May	3,376	4,168
June	5,185	6,082
July	9,038	8,957
August	10,907	10,775
September	13,272	12,959
October	15,652	15,406
November	18,094	17,855
December	20,879	20,391
January	22,015	
February	25,562	
March	27,841	
April	28,710	
May	28,725	
June	28,738	

QUALITY

	Quantity	Base Number	Contract	AT	Region	England
% of FP17s for the same patient ID Re-attending within 3 months - Children	93	2,136	4.4%	11.3%	12.1%	12.4%
% of FP17s for the same patient ID Re-attending within 3 months - Adults	1,235	10,773	11.5%	15.1%	15.9%	16.6%
% of FP17s for the same patient ID Re-attending between 3 & 9 months - Children	1,315	2,136	61.6%	58.7%	58.6%	57.5%
% of FP17s for the same patient ID Re-attending between 3 & 9 months - Adults	6,130	10,773	56.9%	49.8%	51.5%	50.4%
% of FP17s for Band 1 Urgent Courses	783	12,316	6.4%	9.5%	8.0%	9.1%
% of FP17s Relating to Free Repair or Replacements	37	12,316	0.3%	0.9%	0.8%	0.8%
% of FP17s Relating to Continuations	150	12,316	1.2%	1.3%	1.2%	1.3%
% of Patients satisfied with the dentistry they have received	14	15	93.3%	92.0%	92.8%	92.7%
% of Patients satisfied with the time they had to wait for an appointment	14	15	93.3%	86.7%	89.2%	88.8%

* This is based on patients treated on this contract for their most recent course of treatment. Figures in italics indicate the base number of FP17s or Patient Questionnaire responses are less than 100. N/A is shown where the base number of responses is less than 10 during the period. % is calculated as Quantity/Base number*100

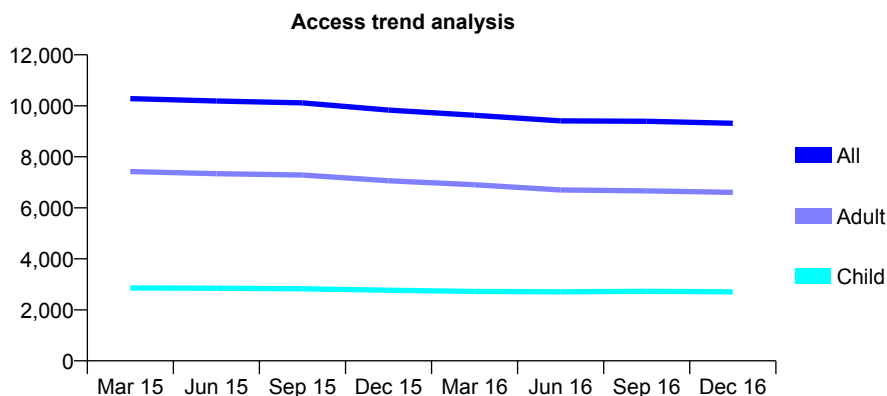
Q56 - Vital Signs At a Glance Contract Report for 933902/0001 - December 2016

Name or company name	MR KG MAKWANA
Contract type name	PDS Contract
Purpose of contract	General
Contract start date	01/04/2006
Contract end date	31/03/2018

16/17 Contracted general activity (UDA)	25,000
Carry forward general activity (UDA)	0
16/17 Contracted orthodontic activity (UOA)	0
Carry forward orthodontic activity (UOA)	0
Baseline contract value	£676,741.44

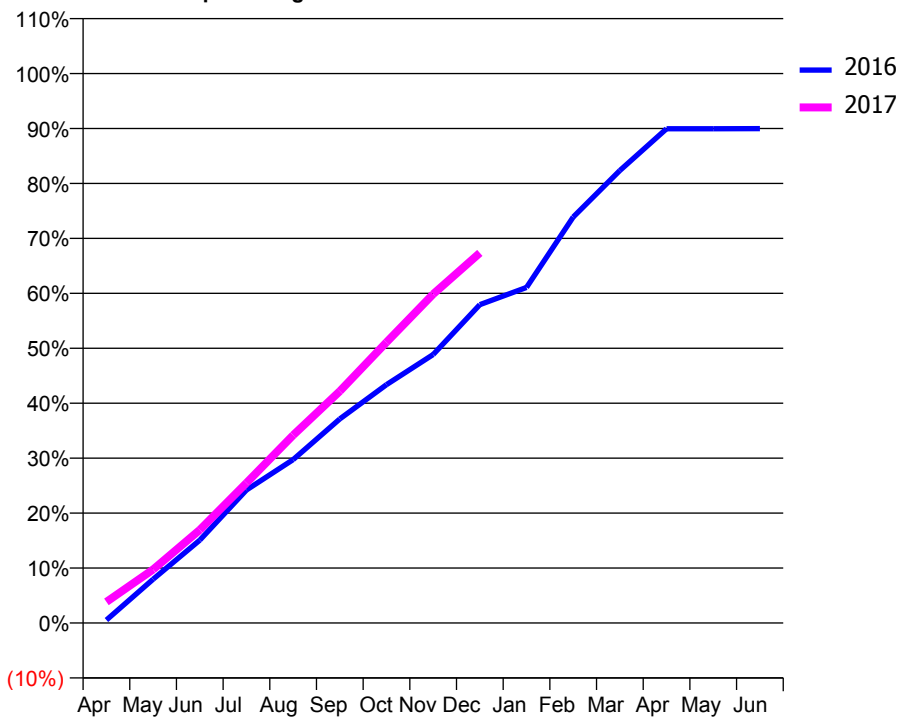
ACCESS*

Patients seen in 24 months	Total	Change since previous quarter
Quarter ending December 2015	9,831	
Quarter ending March 2016	9,628	↓
Quarter ending June 2016	9,407	↓
Quarter ending September 2016	9,391	→
Quarter ending December 2016	9,314	→
Variance since December 2015	(5.3%)	↓



ACTIVITY

Cumulative percentage of contracted UDA delivered 2016 & 2017



QUALITY

	Quantity	Base Number	Contract	AT	Region	England
% of FP17s for the same patient ID Re-attending within 3 months - Children	231	3,210	7.2%	11.3%	12.1%	12.4%
% of FP17s for the same patient ID Re-attending within 3 months - Adults	1,089	7,431	14.7%	15.1%	15.9%	16.6%
% of FP17s for the same patient ID Re-attending between 3 & 9 months - Children	2,021	3,210	63.0%	58.7%	58.6%	57.5%
% of FP17s for the same patient ID Re-attending between 3 & 9 months - Adults	4,467	7,431	60.1%	49.8%	51.5%	50.4%
% of FP17s for Band 1 Urgent Courses	781	9,711	8.0%	9.5%	8.0%	9.1%
% of FP17s Relating to Free Repair or Replacements	124	9,711	1.3%	0.9%	0.8%	0.8%
% of FP17s Relating to Continuations	50	9,711	0.5%	1.3%	1.2%	1.3%
% of Patients satisfied with the dentistry they have received	4	6	N/A	92.0%	92.8%	92.7%
% of Patients satisfied with the time they had to wait for an appointment	5	6	N/A	86.7%	89.2%	88.8%

* This is based on patients treated on this contract for their most recent course of treatment. Figures in italics indicate the base number of FP17s or Patient Questionnaire responses are less than 100. N/A is shown where the base number of responses is less than 10 during the period. % is calculated as Quantity/Base number*100

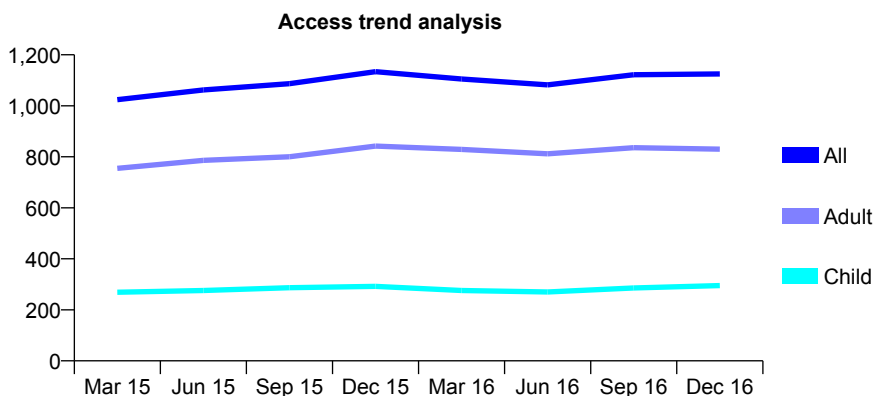
Q56 - Vital Signs At a Glance Contract Report for 934844/0001 - December 2016

Name or company name	MR S GHASEMZADEH KERMANSHAHI
Contract type name	GDS Contract
Purpose of contract	General
Contract start date	01/04/2006
Contract end date	

16/17 Contracted general activity (UDA)	2,891
Carry forward general activity (UDA)	0
16/17 Contracted orthodontic activity (UOA)	0
Carry forward orthodontic activity (UOA)	0
Baseline contract value	£71,993.28

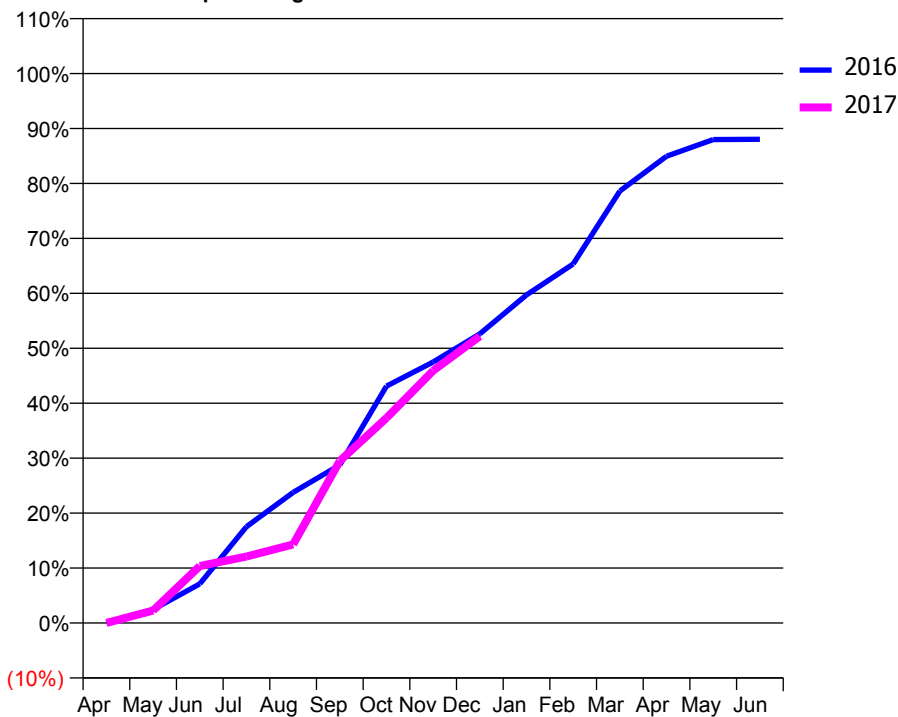
ACCESS*

Patients seen in 24 months	Total	Change since previous quarter
Quarter ending December 2015	1,134	
Quarter ending March 2016	1,105	↓
Quarter ending June 2016	1,082	↓
Quarter ending September 2016	1,122	↑
Quarter ending December 2016	1,125	→
Variance since December 2015	(0.8%)	→



ACTIVITY

Cumulative percentage of contracted UDA delivered 2016 & 2017



Month	Adjusted Scheduled Activity (UDA)	
	2016	2017
April	0	0
May	71	66
June	206	300
July	507	350
August	687	414
September	832	852
October	1,246	1,079
November	1,374	1,328
December	1,521	1,509
January	1,726	
February	1,889	
March	2,273	
April	2,456	
May	2,543	
June	2,545	

QUALITY

	Quantity	Base Number	Contract	AT	Region	England
% of FP17s for the same patient ID Re-attending within 3 months - Children	7	239	2.9%	11.3%	12.1%	12.4%
% of FP17s for the same patient ID Re-attending within 3 months - Adults	73	708	10.3%	15.1%	15.9%	16.6%
% of FP17s for the same patient ID Re-attending between 3 & 9 months - Children	101	239	42.3%	58.7%	58.6%	57.5%
% of FP17s for the same patient ID Re-attending between 3 & 9 months - Adults	355	708	50.1%	49.8%	51.5%	50.4%
% of FP17s for Band 1 Urgent Courses	88	820	10.7%	9.5%	8.0%	9.1%
% of FP17s Relating to Free Repair or Replacements	2	820	0.2%	0.9%	0.8%	0.8%
% of FP17s Relating to Continuations	0	820	0.0%	1.3%	1.2%	1.3%
% of Patients satisfied with the dentistry they have received	3	3	N/A	92.0%	92.8%	92.7%
% of Patients satisfied with the time they had to wait for an appointment	3	3	N/A	86.7%	89.2%	88.8%

* This is based on patients treated on this contract for their most recent course of treatment. Figures in italics indicate the base number of FP17s or Patient Questionnaire responses are less than 100. N/A is shown where the base number of responses is less than 10 during the period. % is calculated as Quantity/Base number*100

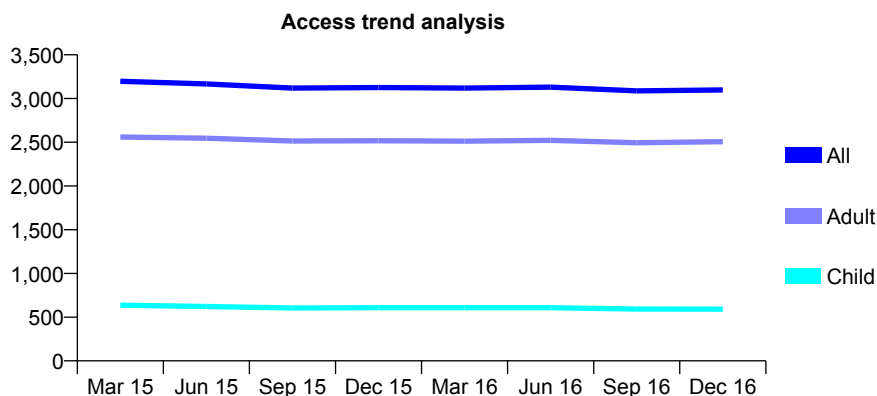
Q56 - Vital Signs At a Glance Contract Report for 936618/0001 - December 2016

Name or company name	MR MR GOODARZI
Contract type name	GDS Contract
Purpose of contract	General
Contract start date	01/04/2006
Contract end date	

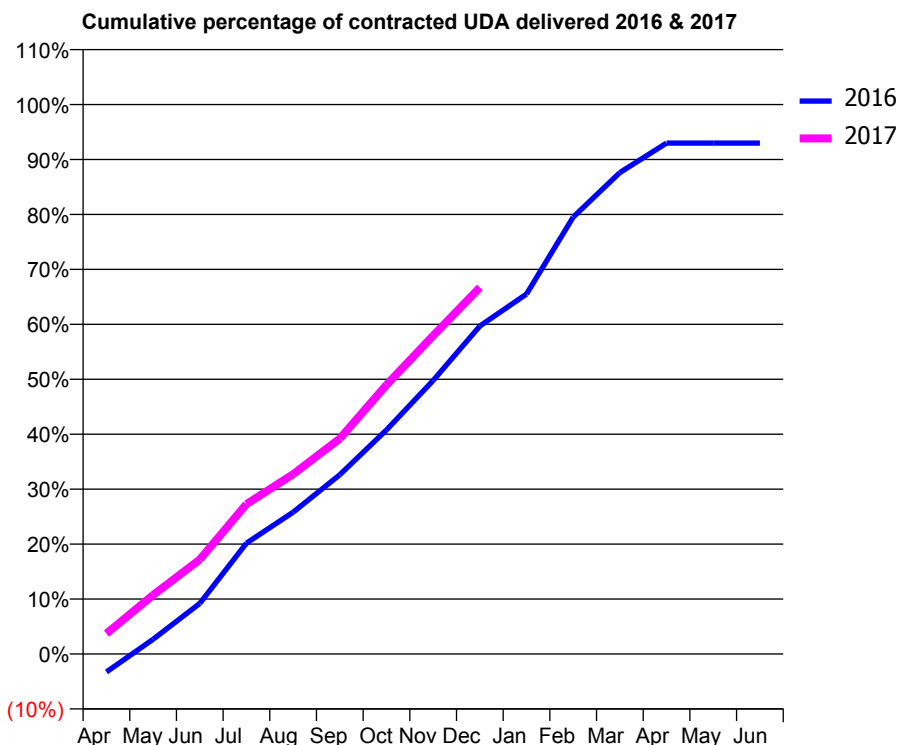
16/17 Contracted general activity (UDA)	10,000
Carry forward general activity (UDA)	0
16/17 Contracted orthodontic activity (UOA)	0
Carry forward orthodontic activity (UOA)	0
Baseline contract value	£255,945.80

ACCESS*

Patients seen in 24 months	Total	Change since previous quarter
Quarter ending December 2015	3,125	
Quarter ending March 2016	3,119	→
Quarter ending June 2016	3,130	→
Quarter ending September 2016	3,087	↓
Quarter ending December 2016	3,098	→
Variance since December 2015	(0.9%)	→



ACTIVITY



Month	Adjusted Scheduled Activity (UDA)	
	2016	2017
April	-312	373
May	255	1,074
June	875	1,720
July	1,918	2,730
August	2,452	3,272
September	3,099	3,920
October	3,873	4,897
November	4,729	5,794
December	5,670	6,670
January	6,224	
February	7,553	
March	8,323	
April	8,832	
May	8,832	
June	8,832	

QUALITY

	Quantity	Base Number	Contract	AT	Region	England
% of FP17s for the same patient ID Re-attending within 3 months - Children	29	626	4.6%	11.3%	12.1%	12.4%
% of FP17s for the same patient ID Re-attending within 3 months - Adults	505	2,673	18.9%	15.1%	15.9%	16.6%
% of FP17s for the same patient ID Re-attending between 3 & 9 months - Children	409	626	65.3%	58.7%	58.6%	57.5%
% of FP17s for the same patient ID Re-attending between 3 & 9 months - Adults	1,228	2,673	45.9%	49.8%	51.5%	50.4%
% of FP17s for Band 1 Urgent Courses	328	3,126	10.5%	9.5%	8.0%	9.1%
% of FP17s Relating to Free Repair or Replacements	23	3,126	0.7%	0.9%	0.8%	0.8%
% of FP17s Relating to Continuations	64	3,126	2.0%	1.3%	1.2%	1.3%
% of Patients satisfied with the dentistry they have received	8	8	N/A	92.0%	92.8%	92.7%
% of Patients satisfied with the time they had to wait for an appointment	8	8	N/A	86.7%	89.2%	88.8%

* This is based on patients treated on this contract for their most recent course of treatment. Figures in italics indicate the base number of FP17s or Patient Questionnaire responses are less than 100. N/A is shown where the base number of responses is less than 10 during the period. % is calculated as Quantity/Base number*100

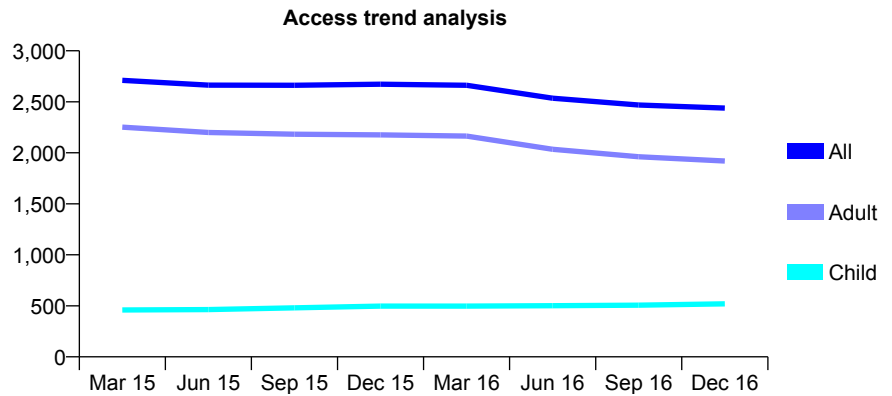
Q56 - Vital Signs At a Glance Contract Report for 943509/0001 - December 2016

Name or company name	MR A ABDOLLAHI
Contract type name	GDS Contract
Purpose of contract	General
Contract start date	01/04/2006
Contract end date	

16/17 Contracted general activity (UDA)	11,000
Carry forward general activity (UDA)	0
16/17 Contracted orthodontic activity (UOA)	0
Carry forward orthodontic activity (UOA)	0
Baseline contract value	£290,017.45

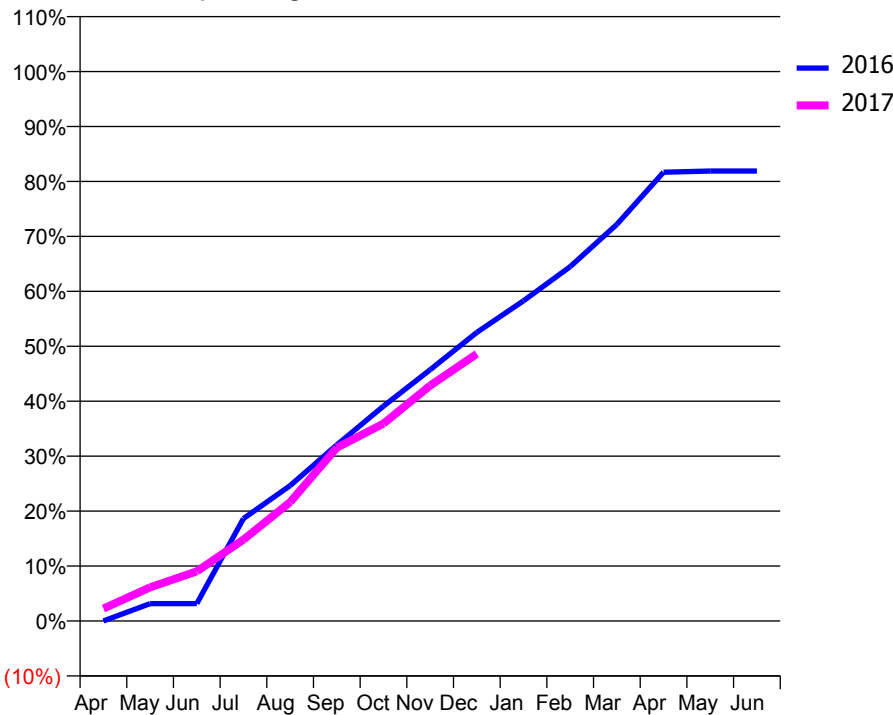
ACCESS*

Patients seen in 24 months	Total	Change since previous quarter
Quarter ending December 2015	2,673	
Quarter ending March 2016	2,662	→
Quarter ending June 2016	2,535	↓
Quarter ending September 2016	2,469	↓
Quarter ending December 2016	2,439	↓
Variance since December 2015	(8.8%)	↓



ACTIVITY

Cumulative percentage of contracted UDA delivered 2016 & 2017



Month	Adjusted Scheduled Activity (UDA)	
	2016	2017
April	0	249
May	349	673
June	349	993
July	2,052	1,629
August	2,712	2,381
September	3,524	3,470
October	4,300	3,953
November	5,031	4,713
December	5,777	5,349
January	6,411	
February	7,093	
March	7,941	
April	8,983	
May	9,007	
June	9,007	

QUALITY

	Quantity	Base Number	Contract	AT	Region	England
% of FP17s for the same patient ID Re-attending within 3 months - Children	28	512	5.5%	11.3%	12.1%	12.4%
% of FP17s for the same patient ID Re-attending within 3 months - Adults	183	1,863	9.8%	15.1%	15.9%	16.6%
% of FP17s for the same patient ID Re-attending between 3 & 9 months - Children	296	512	57.8%	58.7%	58.6%	57.5%
% of FP17s for the same patient ID Re-attending between 3 & 9 months - Adults	1,108	1,863	59.5%	49.8%	51.5%	50.4%
% of FP17s for Band 1 Urgent Courses	210	2,031	10.3%	9.5%	8.0%	9.1%
% of FP17s Relating to Free Repair or Replacements	0	2,031	0.0%	0.9%	0.8%	0.8%
% of FP17s Relating to Continuations	0	2,031	0.0%	1.3%	1.2%	1.3%
% of Patients satisfied with the dentistry they have received	4	4	N/A	92.0%	92.8%	92.7%
% of Patients satisfied with the time they had to wait for an appointment	4	4	N/A	86.7%	89.2%	88.8%

* This is based on patients treated on this contract for their most recent course of treatment. Figures in italics indicate the base number of FP17s or Patient Questionnaire responses are less than 100. N/A is shown where the base number of responses is less than 10 during the period. % is calculated as Quantity/Base number*100

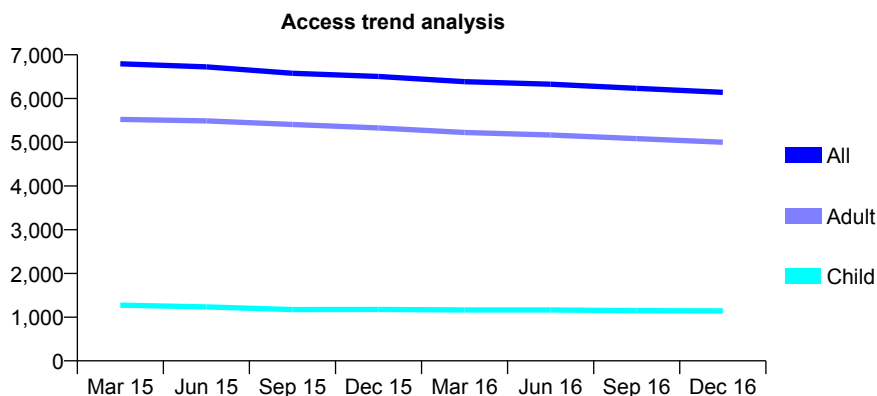
Q56 - Vital Signs At a Glance Contract Report for 949558/0001 - December 2016

Name or company name	MR DF EVANS
Contract type name	GDS Contract
Purpose of contract	General
Contract start date	02/11/2007
Contract end date	

16/17 Contracted general activity (UDA)	19,076
Carry forward general activity (UDA)	204
16/17 Contracted orthodontic activity (UOA)	0
Carry forward orthodontic activity (UOA)	0
Baseline contract value	£450,258.51

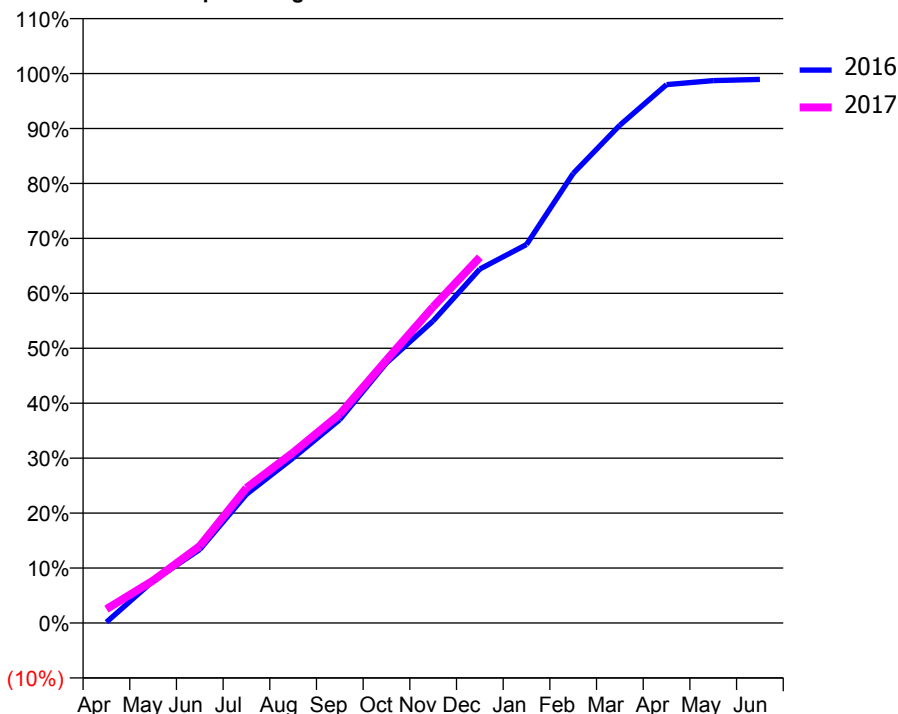
ACCESS*

Patients seen in 24 months	Total	Change since previous quarter
Quarter ending December 2015	6,504	
Quarter ending March 2016	6,386	↓
Quarter ending June 2016	6,328	→
Quarter ending September 2016	6,233	↓
Quarter ending December 2016	6,142	↓
Variance since December 2015	(5.6%)	↓



ACTIVITY

Cumulative percentage of contracted UDA delivered 2016 & 2017



Adjusted Scheduled Activity (UDA)

Month	2016	2017
April	29	486
May	1,459	1,475
June	2,555	2,675
July	4,467	4,693
August	5,728	5,918
September	7,060	7,254
October	9,031	9,132
November	10,486	10,979
December	12,290	12,701
January	13,140	
February	15,608	
March	17,281	
April	18,692	
May	18,830	
June	18,872	

QUALITY

	Quantity	Base Number	Contract	AT	Region	England
% of FP17s for the same patient ID Re-attending within 3 months - Children	103	1,202	8.6%	11.3%	12.1%	12.4%
% of FP17s for the same patient ID Re-attending within 3 months - Adults	909	5,240	17.3%	15.1%	15.9%	16.6%
% of FP17s for the same patient ID Re-attending between 3 & 9 months - Children	513	1,202	42.7%	58.7%	58.6%	57.5%
% of FP17s for the same patient ID Re-attending between 3 & 9 months - Adults	2,190	5,240	41.8%	49.8%	51.5%	50.4%
% of FP17s for Band 1 Urgent Courses	613	5,797	10.6%	9.5%	8.0%	9.1%
% of FP17s Relating to Free Repair or Replacements	89	5,797	1.5%	0.9%	0.8%	0.8%
% of FP17s Relating to Continuations	190	5,797	3.3%	1.3%	1.2%	1.3%
% of Patients satisfied with the dentistry they have received	18	20	90.0%	92.0%	92.8%	92.7%
% of Patients satisfied with the time they had to wait for an appointment	17	20	85.0%	86.7%	89.2%	88.8%

* This is based on patients treated on this contract for their most recent course of treatment. Figures in italics indicate the base number of FP17s or Patient Questionnaire responses are less than 100. N/A is shown where the base number of responses is less than 10 during the period. % is calculated as Quantity/Base number*100

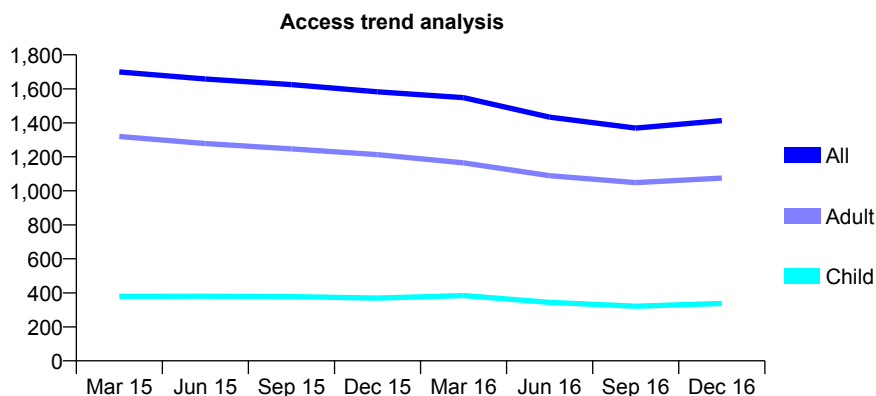
Q56 - Vital Signs At a Glance Contract Report for 949558/0002 - December 2016

Name or company name	MR DF EVANS
Contract type name	GDS Contract
Purpose of contract	General
Contract start date	01/02/2012
Contract end date	

16/17 Contracted general activity (UDA)	4,241
Carry forward general activity (UDA)	36
16/17 Contracted orthodontic activity (UOA)	0
Carry forward orthodontic activity (UOA)	0
Baseline contract value	£86,584.35

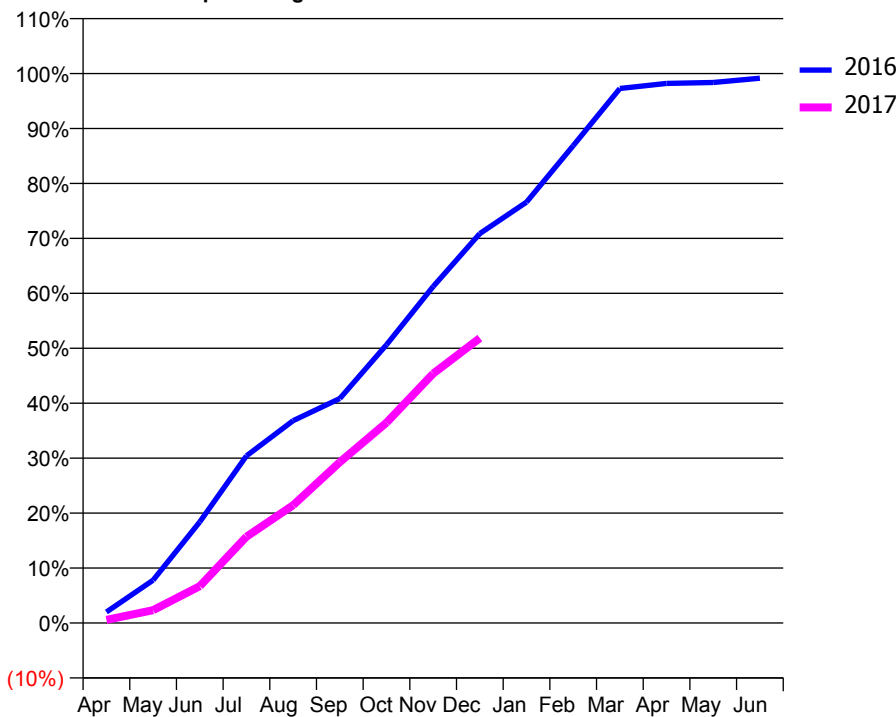
ACCESS*

Patients seen in 24 months	Total	Change since previous quarter
Quarter ending December 2015	1,582	
Quarter ending March 2016	1,548	↓
Quarter ending June 2016	1,433	↓
Quarter ending September 2016	1,369	↓
Quarter ending December 2016	1,413	↑
Variance since December 2015	(10.7%)	↓



ACTIVITY

Cumulative percentage of contracted UDA delivered 2016 & 2017



Month	Adjusted Scheduled Activity (UDA)	
	2016	2017
April	85	25
May	330	100
June	781	284
July	1,290	666
August	1,562	910
September	1,732	1,241
October	2,147	1,546
November	2,597	1,925
December	3,006	2,198
January	3,248	
February	3,684	
March	4,126	
April	4,165	
May	4,172	
June	4,205	

QUALITY

	Quantity	Base Number	Contract	AT	Region	England
% of FP17s for the same patient ID Re-attending within 3 months - Children	14	270	5.2%	11.3%	12.1%	12.4%
% of FP17s for the same patient ID Re-attending within 3 months - Adults	84	881	9.5%	15.1%	15.9%	16.6%
% of FP17s for the same patient ID Re-attending between 3 & 9 months - Children	116	270	43.0%	58.7%	58.6%	57.5%
% of FP17s for the same patient ID Re-attending between 3 & 9 months - Adults	280	881	31.8%	49.8%	51.5%	50.4%
% of FP17s for Band 1 Urgent Courses	147	1,117	13.2%	9.5%	8.0%	9.1%
% of FP17s Relating to Free Repair or Replacements	23	1,117	2.1%	0.9%	0.8%	0.8%
% of FP17s Relating to Continuations	15	1,117	1.3%	1.3%	1.2%	1.3%
% of Patients satisfied with the dentistry they have received	0	0	N/A	92.0%	92.8%	92.7%
% of Patients satisfied with the time they had to wait for an appointment	0	0	N/A	86.7%	89.2%	88.8%

* This is based on patients treated on this contract for their most recent course of treatment. Figures in italics indicate the base number of FP17s or Patient Questionnaire responses are less than 100. N/A is shown where the base number of responses is less than 10 during the period. % is calculated as Quantity/Base number*100

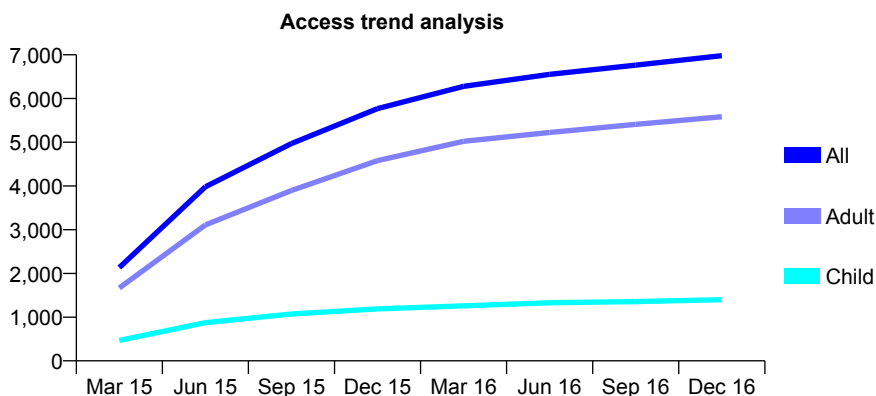
Q56 - Vital Signs At a Glance Contract Report for 962988/0001 - December 2016

Name or company name	MR HS PABARI
Contract type name	GDS Contract
Purpose of contract	General
Contract start date	01/01/2015
Contract end date	

16/17 Contracted general activity (UDA)	21,687
Carry forward general activity (UDA)	836
16/17 Contracted orthodontic activity (UOA)	0
Carry forward orthodontic activity (UOA)	0
Baseline contract value	£504,147.53

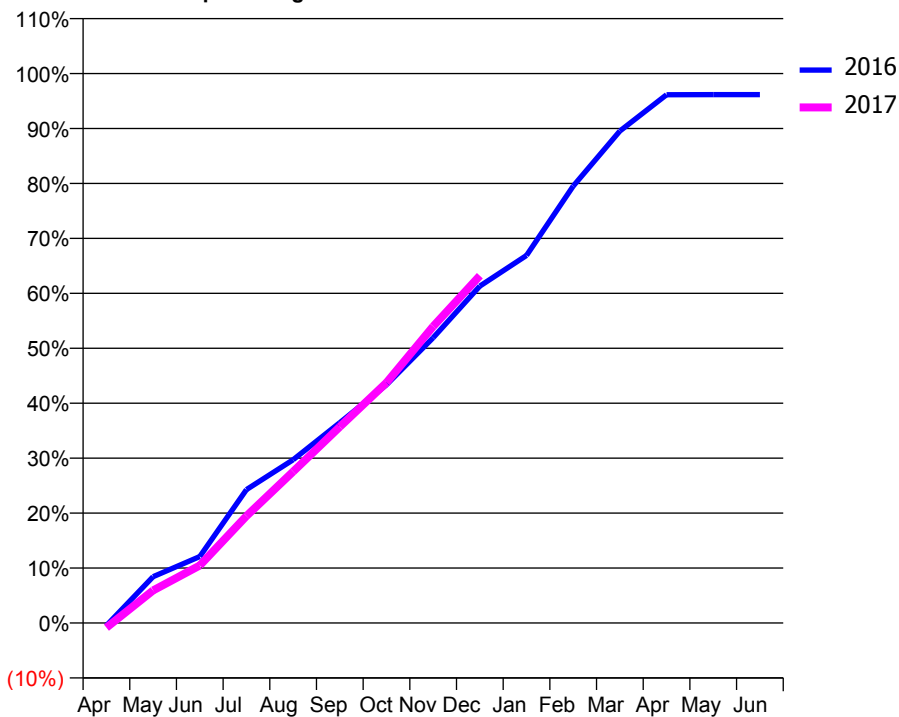
ACCESS*

Patients seen in 24 months	Total	Change since previous quarter
Quarter ending December 2015	5,768	
Quarter ending March 2016	6,280	↑
Quarter ending June 2016	6,553	↑
Quarter ending September 2016	6,764	↑
Quarter ending December 2016	6,981	↑
Variance since December 2015	21.0%	↑



ACTIVITY

Cumulative percentage of contracted UDA delivered 2016 & 2017



Month	Adjusted Scheduled Activity (UDA)	
	2016	2017
April	-101	-188
May	1,830	1,287
June	2,626	2,269
July	5,268	4,222
August	6,443	5,977
September	7,909	7,745
October	9,402	9,486
November	11,259	11,709
December	13,299	13,705
January	14,507	
February	17,242	
March	19,418	
April	20,847	
May	20,853	
June	20,851	

QUALITY

	Quantity	Base Number	Contract	AT	Region	England
% of FP17s for the same patient ID Re-attending within 3 months - Children	150	1,566	9.6%	11.3%	12.1%	12.4%
% of FP17s for the same patient ID Re-attending within 3 months - Adults	655	5,148	12.7%	15.1%	15.9%	16.6%
% of FP17s for the same patient ID Re-attending between 3 & 9 months - Children	873	1,566	55.7%	58.7%	58.6%	57.5%
% of FP17s for the same patient ID Re-attending between 3 & 9 months - Adults	2,533	5,148	49.2%	49.8%	51.5%	50.4%
% of FP17s for Band 1 Urgent Courses	447	6,308	7.1%	9.5%	8.0%	9.1%
% of FP17s Relating to Free Repair or Replacements	56	6,308	0.9%	0.9%	0.8%	0.8%
% of FP17s Relating to Continuations	30	6,308	0.5%	1.3%	1.2%	1.3%
% of Patients satisfied with the dentistry they have received	8	8	N/A	92.0%	92.8%	92.7%
% of Patients satisfied with the time they had to wait for an appointment	8	8	N/A	86.7%	89.2%	88.8%

* This is based on patients treated on this contract for their most recent course of treatment. Figures in italics indicate the base number of FP17s or Patient Questionnaire responses are less than 100. N/A is shown where the base number of responses is less than 10 during the period. % is calculated as Quantity/Base number*100

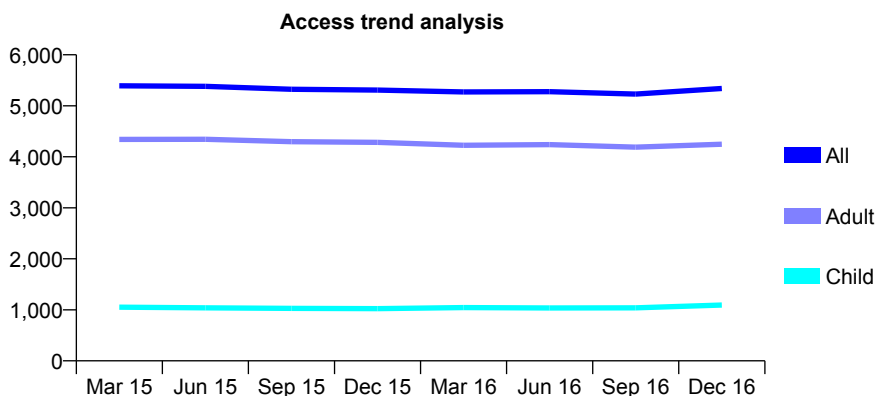
Q56 - Vital Signs At a Glance Contract Report for 966215/0001 - December 2016

Name or company name	Mr AA KHANNA, A KAUR, A KOUR
Contract type name	GDS Contract
Purpose of contract	General
Contract start date	13/07/2010
Contract end date	

16/17 Contracted general activity (UDA)	17,220
Carry forward general activity (UDA)	290
16/17 Contracted orthodontic activity (UOA)	0
Carry forward orthodontic activity (UOA)	0
Baseline contract value	£422,360.66

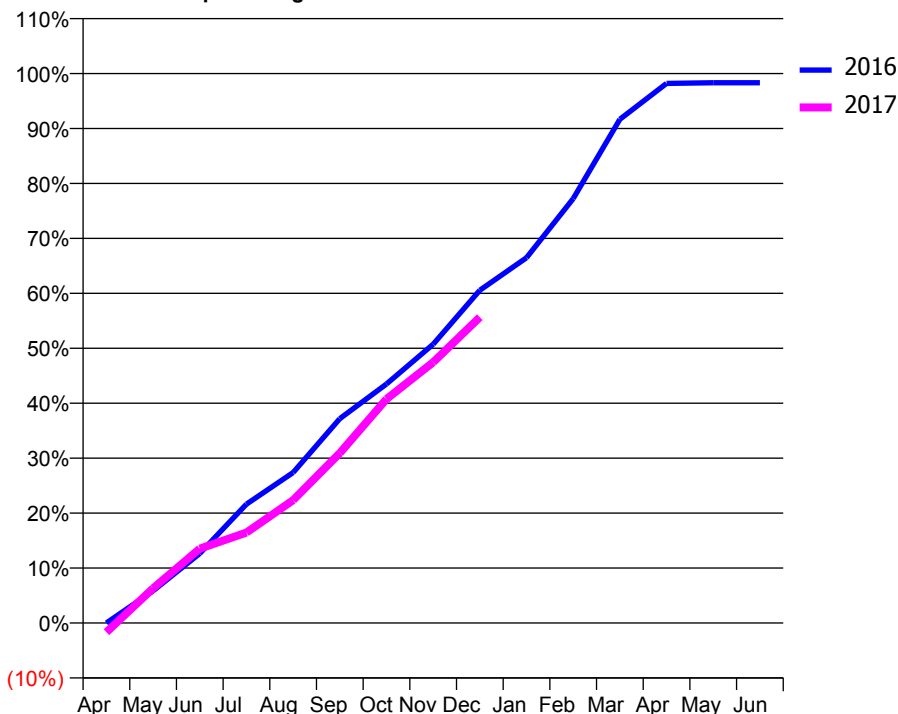
ACCESS*

Patients seen in 24 months	Total	Change since previous quarter
Quarter ending December 2015	5,308	
Quarter ending March 2016	5,272	→
Quarter ending June 2016	5,277	→
Quarter ending September 2016	5,230	→
Quarter ending December 2016	5,339	↑
Variance since December 2015	0.6%	→



ACTIVITY

Cumulative percentage of contracted UDA delivered 2016 & 2017



Month	Adjusted Scheduled Activity (UDA)	
	2016	2017
April	0	-290
May	1,007	1,088
June	2,181	2,331
July	3,726	2,835
August	4,717	3,853
September	6,404	5,324
October	7,489	7,018
November	8,735	8,172
December	10,427	9,584
January	11,447	
February	13,297	
March	15,786	
April	16,910	
May	16,930	
June	16,930	

QUALITY

	Quantity	Base Number	Contract	AT	Region	England
% of FP17s for the same patient ID Re-attending within 3 months - Children	57	1,126	5.1%	11.3%	12.1%	12.4%
% of FP17s for the same patient ID Re-attending within 3 months - Adults	567	4,449	12.7%	15.1%	15.9%	16.6%
% of FP17s for the same patient ID Re-attending between 3 & 9 months - Children	696	1,126	61.8%	58.7%	58.6%	57.5%
% of FP17s for the same patient ID Re-attending between 3 & 9 months - Adults	2,710	4,449	60.9%	49.8%	51.5%	50.4%
% of FP17s for Band 1 Urgent Courses	509	5,174	9.8%	9.5%	8.0%	9.1%
% of FP17s Relating to Free Repair or Replacements	23	5,174	0.4%	0.9%	0.8%	0.8%
% of FP17s Relating to Continuations	29	5,174	0.6%	1.3%	1.2%	1.3%
% of Patients satisfied with the dentistry they have received	6	7	N/A	92.0%	92.8%	92.7%
% of Patients satisfied with the time they had to wait for an appointment	7	7	N/A	86.7%	89.2%	88.8%

* This is based on patients treated on this contract for their most recent course of treatment. Figures in italics indicate the base number of FP17s or Patient Questionnaire responses are less than 100. N/A is shown where the base number of responses is less than 10 during the period. % is calculated as Quantity/Base number*100

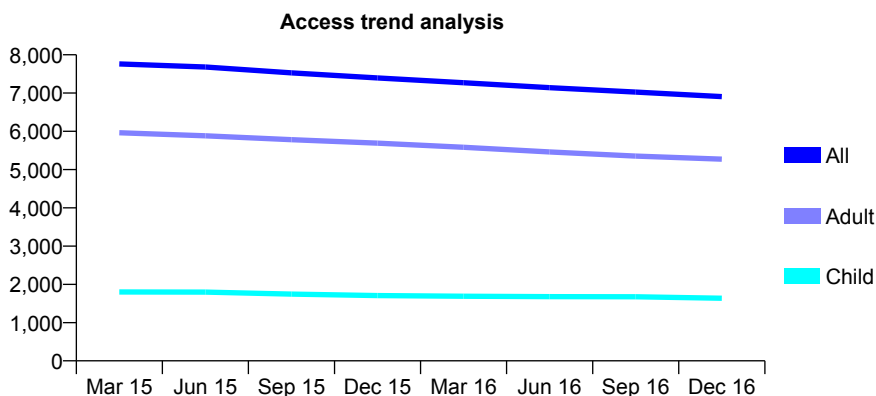
Q56 - Vital Signs At a Glance Contract Report for 968269/0002 - December 2016

Name or company name	MR IS LEIGHTON-SCOTT
Contract type name	GDS Contract
Purpose of contract	General
Contract start date	17/01/2013
Contract end date	

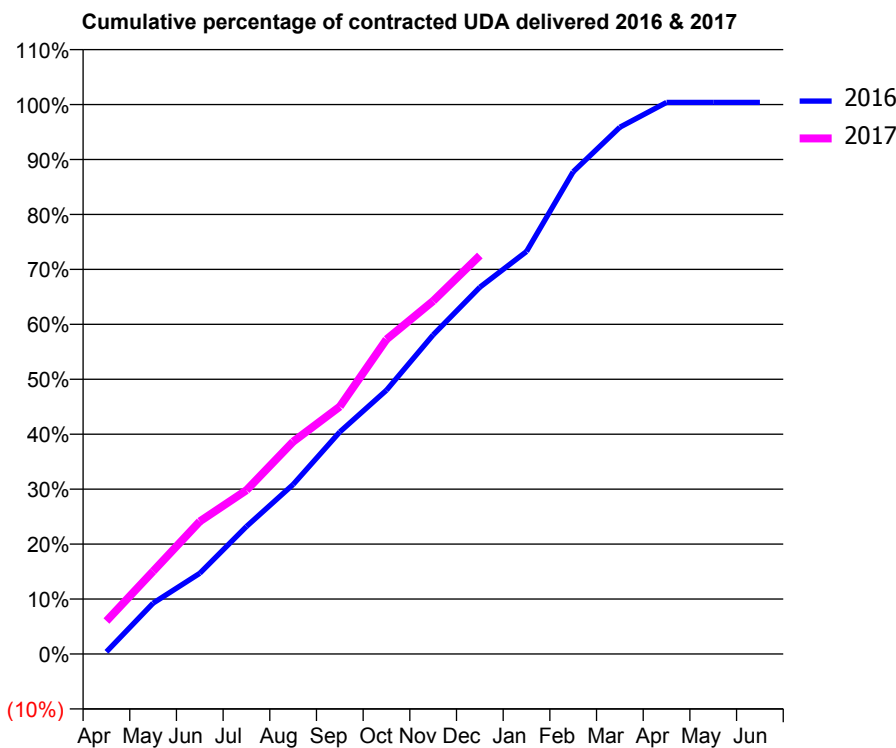
16/17 Contracted general activity (UDA)	17,000
Carry forward general activity (UDA)	-340
16/17 Contracted orthodontic activity (UOA)	0
Carry forward orthodontic activity (UOA)	0
Baseline contract value	£387,207.35

ACCESS*

Patients seen in 24 months	Total	Change since previous quarter
Quarter ending December 2015	7,394	
Quarter ending March 2016	7,270	↓
Quarter ending June 2016	7,139	↓
Quarter ending September 2016	7,026	↓
Quarter ending December 2016	6,908	↓
Variance since December 2015	(6.6%)	↓



ACTIVITY



Month	Adjusted Scheduled Activity (UDA)	
	2016	2017
April	68	1,022
May	1,574	2,560
June	2,500	4,101
July	3,944	5,069
August	5,245	6,569
September	6,870	7,654
October	8,161	9,735
November	9,874	10,920
December	11,348	12,329
January	12,454	
February	14,918	
March	16,296	
April	17,063	
May	17,064	
June	17,066	

QUALITY

	Quantity	Base Number	Contract	AT	Region	England
% of FP17s for the same patient ID Re-attending within 3 months - Children	143	1,874	7.6%	11.3%	12.1%	12.4%
% of FP17s for the same patient ID Re-attending within 3 months - Adults	547	5,208	10.5%	15.1%	15.9%	16.6%
% of FP17s for the same patient ID Re-attending between 3 & 9 months - Children	1,238	1,874	66.1%	58.7%	58.6%	57.5%
% of FP17s for the same patient ID Re-attending between 3 & 9 months - Adults	3,368	5,208	64.7%	49.8%	51.5%	50.4%
% of FP17s for Band 1 Urgent Courses	420	6,624	6.3%	9.5%	8.0%	9.1%
% of FP17s Relating to Free Repair or Replacements	37	6,624	0.6%	0.9%	0.8%	0.8%
% of FP17s Relating to Continuations	41	6,624	0.6%	1.3%	1.2%	1.3%
% of Patients satisfied with the dentistry they have received	5	5	N/A	92.0%	92.8%	92.7%
% of Patients satisfied with the time they had to wait for an appointment	5	5	N/A	86.7%	89.2%	88.8%

* This is based on patients treated on this contract for their most recent course of treatment. Figures in italics indicate the base number of FP17s or Patient Questionnaire responses are less than 100. N/A is shown where the base number of responses is less than 10 during the period. % is calculated as Quantity/Base number*100

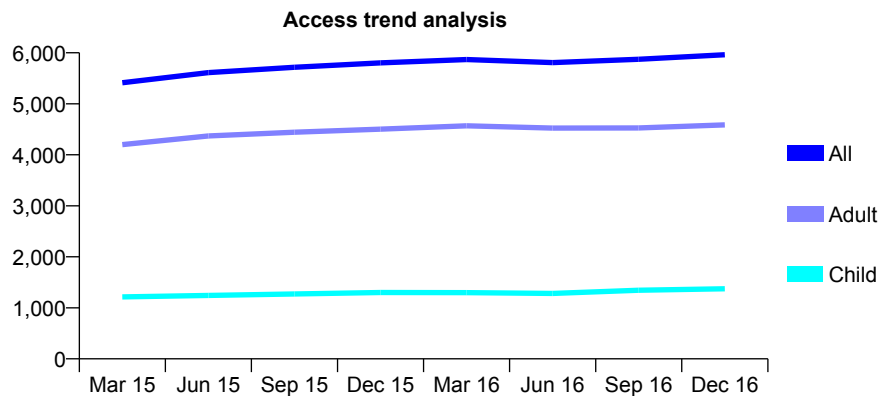
Q56 - Vital Signs At a Glance Contract Report for 982881/0001 - December 2016

Name or company name	MR JC HOLMES
Contract type name	Pilot Contract
Purpose of contract	General
Contract start date	01/04/2006
Contract end date	

16/17 Contracted general activity (UDA)	19,052
Carry forward general activity (UDA)	0
16/17 Contracted orthodontic activity (UOA)	0
Carry forward orthodontic activity (UOA)	0
Baseline contract value	£571,985.62

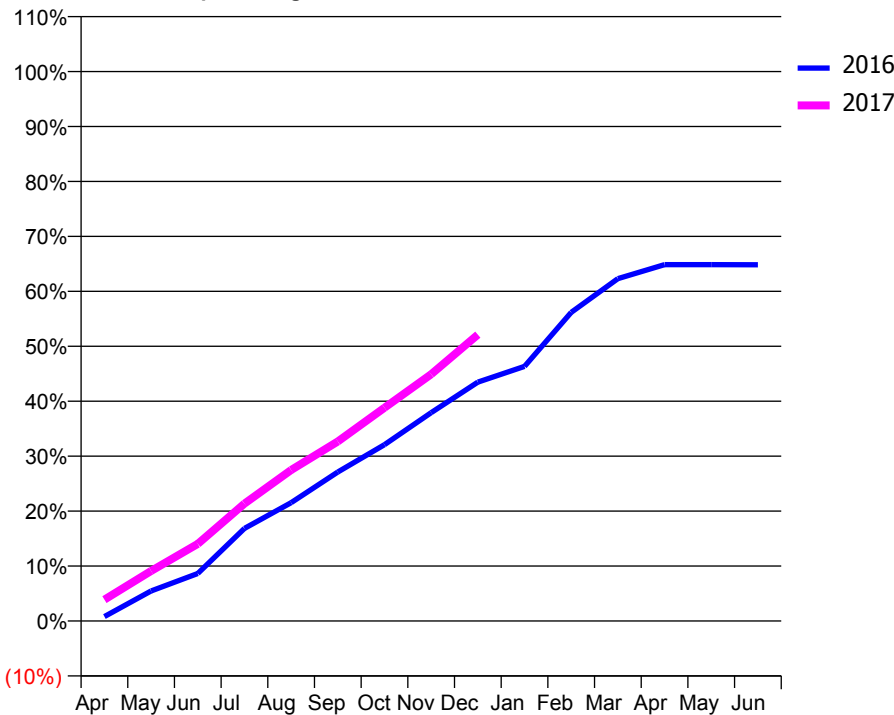
ACCESS*

Patients seen in 24 months	Total	Change since previous quarter
Quarter ending December 2015	5,802	
Quarter ending March 2016	5,868	→
Quarter ending June 2016	5,807	↓
Quarter ending September 2016	5,872	→
Quarter ending December 2016	5,961	→
Variance since December 2015	2.7%	↑



ACTIVITY

Cumulative percentage of contracted UDA delivered 2016 & 2017



Month	Adjusted Scheduled Activity (UDA)	
	2016	2017
April	157	743
May	1,040	1,736
June	1,646	2,673
July	3,211	4,069
August	4,103	5,238
September	5,168	6,224
October	6,113	7,397
November	7,224	8,555
December	8,283	9,930
January	8,830	
February	10,700	
March	11,870	
April	12,354	
May	12,358	
June	12,352	

QUALITY

	Quantity	Base Number	Contract	AT	Region	England
% of FP17s for the same patient ID Re-attending within 3 months - Children	57	1,353	4.2%	11.3%	12.1%	12.4%
% of FP17s for the same patient ID Re-attending within 3 months - Adults	487	3,803	12.8%	15.1%	15.9%	16.6%
% of FP17s for the same patient ID Re-attending between 3 & 9 months - Children	750	1,353	55.4%	58.7%	58.6%	57.5%
% of FP17s for the same patient ID Re-attending between 3 & 9 months - Adults	1,637	3,803	43.0%	49.8%	51.5%	50.4%
% of FP17s for Band 1 Urgent Courses	321	4,880	6.6%	9.5%	8.0%	9.1%
% of FP17s Relating to Free Repair or Replacements	114	4,880	2.3%	0.9%	0.8%	0.8%
% of FP17s Relating to Continuations	34	4,880	0.7%	1.3%	1.2%	1.3%
% of Patients satisfied with the dentistry they have received	2	2	N/A	92.0%	92.8%	92.7%
% of Patients satisfied with the time they had to wait for an appointment	1	2	N/A	86.7%	89.2%	88.8%

* This is based on patients treated on this contract for their most recent course of treatment. Figures in italics indicate the base number of FP17s or Patient Questionnaire responses are less than 100. N/A is shown where the base number of responses is less than 10 during the period. % is calculated as Quantity/Base number*100

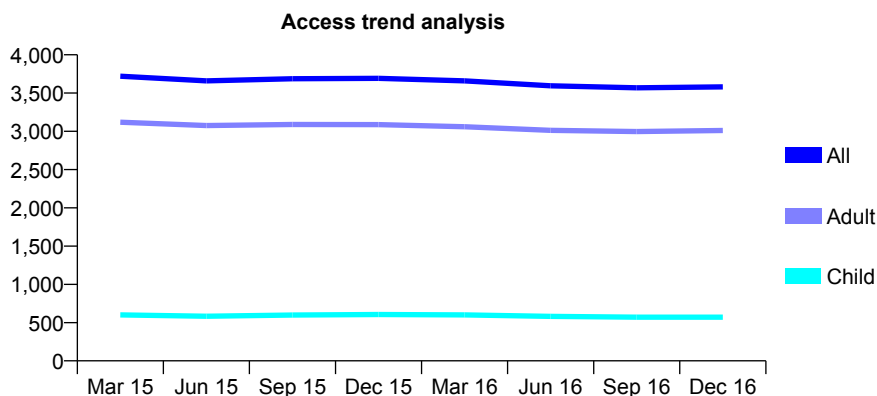
Q56 - Vital Signs At a Glance Contract Report for 997730/0001 - December 2016

Name or company name	MR AP YAXLEY
Contract type name	GDS Contract
Purpose of contract	General
Contract start date	01/04/2006
Contract end date	

16/17 Contracted general activity (UDA)	10,970
Carry forward general activity (UDA)	-219
16/17 Contracted orthodontic activity (UOA)	0
Carry forward orthodontic activity (UOA)	0
Baseline contract value	£246,321.13

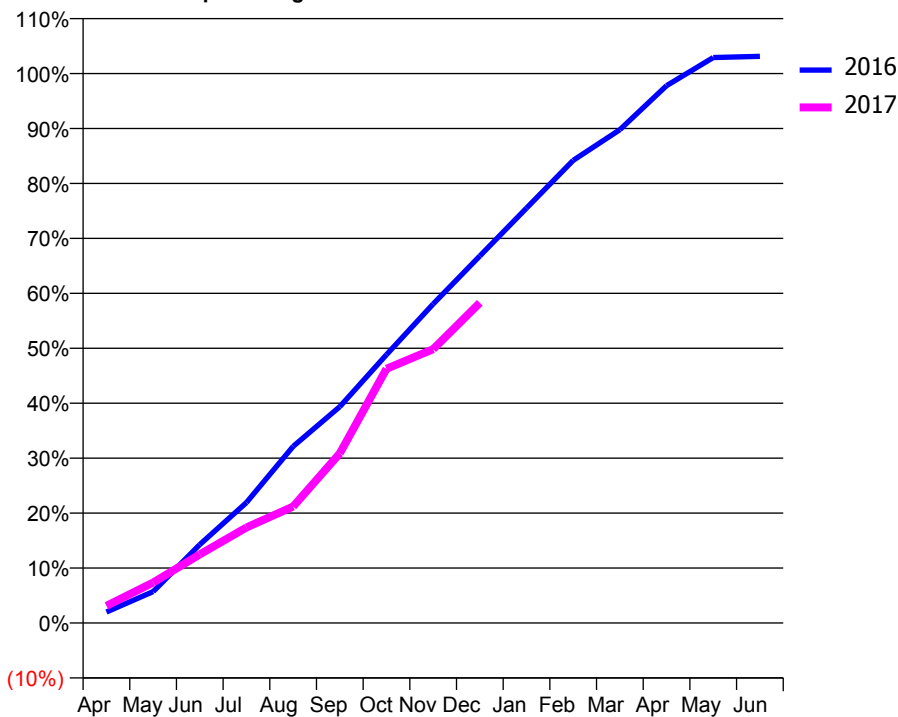
ACCESS*

Patients seen in 24 months	Total	Change since previous quarter
Quarter ending December 2015	3,692	
Quarter ending March 2016	3,660	→
Quarter ending June 2016	3,595	↓
Quarter ending September 2016	3,568	→
Quarter ending December 2016	3,581	→
Variance since December 2015	(3.0%)	↓



ACTIVITY

Cumulative percentage of contracted UDA delivered 2016 & 2017



Month	Adjusted Scheduled Activity (UDA)	
	2016	2017
April	219	343
May	628	808
June	1,567	1,371
July	2,404	1,907
August	3,526	2,325
September	4,320	3,389
October	5,357	5,074
November	6,368	5,468
December	7,328	6,393
January	8,282	
February	9,236	
March	9,849	
April	10,727	
May	11,289	
June	11,314	

QUALITY

	Quantity	Base Number	Contract	AT	Region	England
% of FP17s for the same patient ID Re-attending within 3 months - Children	48	514	9.3%	11.3%	12.1%	12.4%
% of FP17s for the same patient ID Re-attending within 3 months - Adults	515	2,718	18.9%	15.1%	15.9%	16.6%
% of FP17s for the same patient ID Re-attending between 3 & 9 months - Children	128	514	24.9%	58.7%	58.6%	57.5%
% of FP17s for the same patient ID Re-attending between 3 & 9 months - Adults	815	2,718	30.0%	49.8%	51.5%	50.4%
% of FP17s for Band 1 Urgent Courses	342	2,607	13.1%	9.5%	8.0%	9.1%
% of FP17s Relating to Free Repair or Replacements	85	2,607	3.3%	0.9%	0.8%	0.8%
% of FP17s Relating to Continuations	76	2,607	2.9%	1.3%	1.2%	1.3%
% of Patients satisfied with the dentistry they have received	8	8	N/A	92.0%	92.8%	92.7%
% of Patients satisfied with the time they had to wait for an appointment	7	8	N/A	86.7%	89.2%	88.8%

* This is based on patients treated on this contract for their most recent course of treatment. Figures in italics indicate the base number of FP17s or Patient Questionnaire responses are less than 100. N/A is shown where the base number of responses is less than 10 during the period. % is calculated as Quantity/Base number*100