

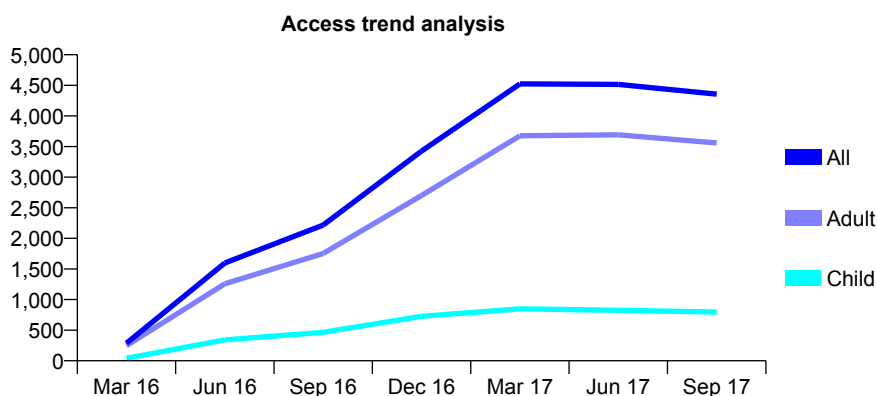
## Q56 - Vital Signs At a Glance Contract Report for 100010/0000 - September 2017

Name or company name	M and H Tehrani, Jinesh Vaghela, Jiten Vac
Contract type name	GDS Contract
Purpose of contract	General
Contract start date	01/02/2016
Contract end date	

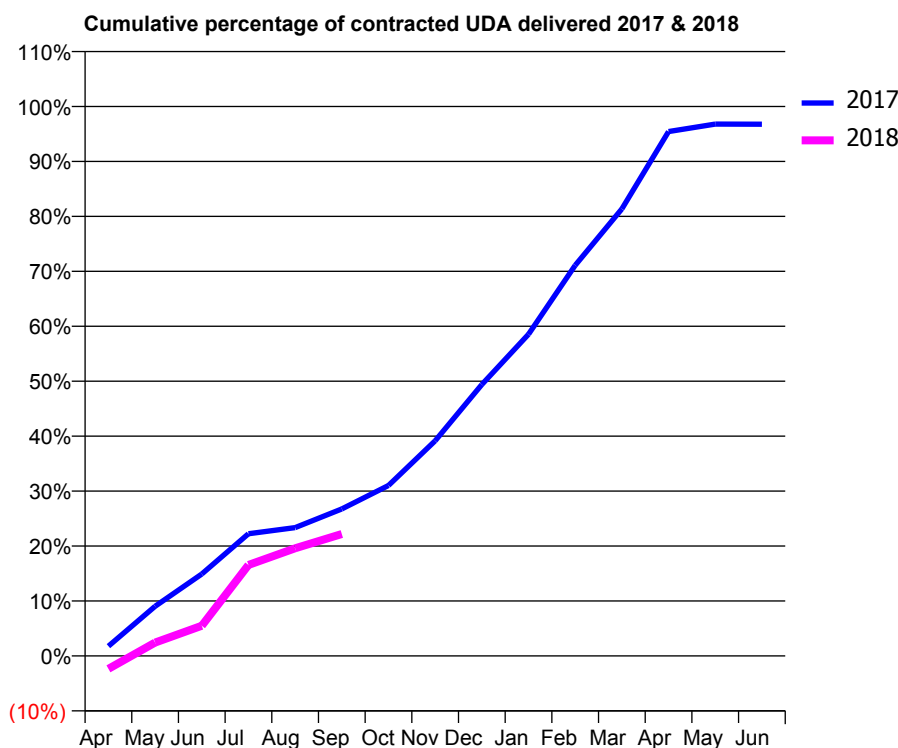
17/18 Contracted general activity (UDA)	11,500
Carry forward general activity (UDA)	372
17/18 Contracted orthodontic activity (UOA)	0
Carry forward orthodontic activity (UOA)	0
Baseline contract value	£279,550.27

### ACCESS\*

Patients seen in 24 months	Total	Change since previous quarter
Quarter ending September 2016	2,217	
Quarter ending December 2016	3,427	↑
Quarter ending March 2017	4,525	↑
Quarter ending June 2017	4,516	→
Quarter ending September 2017	4,356	↓
<b>Variance since September 2016</b>	<b>96.5%</b>	<b>↑</b>



### ACTIVITY



Month	Adjusted Scheduled Activity (UDA)	
	2017	2018
April	206	-271
May	1,038	281
June	1,716	632
July	2,559	1,904
August	2,685	2,253
September	3,078	2,552
October	3,568	
November	4,503	
December	5,682	
January	6,733	
February	8,175	
March	9,355	
April	10,976	
May	11,131	
June	11,128	

### QUALITY

	Quantity	Base Number	Contract	AT	Region	England
% of FP17s for the same patient ID Re-attending within 3 months - Children	38	606	6.3%	10.9%	11.6%	11.9%
% of FP17s for the same patient ID Re-attending within 3 months - Adults	327	2,550	12.8%	14.5%	15.2%	15.9%
% of FP17s for the same patient ID Re-attending between 3 & 9 months - Children	270	606	44.6%	59.2%	59.1%	58.1%
% of FP17s for the same patient ID Re-attending between 3 & 9 months - Adults	1,046	2,550	41.0%	48.7%	51.7%	50.6%
% of FP17s for Band 1 Urgent Courses	143	1,423	10.0%	9.2%	8.0%	9.1%
% of FP17s Relating to Free Repair or Replacements	35	1,423	2.5%	0.8%	0.8%	0.8%
% of FP17s Relating to Continuations	18	1,423	1.3%	1.1%	1.0%	1.1%
% of Patients satisfied with the dentistry they have received	6	7	N/A	91.6%	91.5%	91.4%
% of Patients satisfied with the time they had to wait for an appointment	7	7	N/A	86.8%	88.2%	87.7%

\* This is based on patients treated on this contract for their most recent course of treatment. Figures in italics indicate the base number of FP17s or Patient Questionnaire responses are less than 100. N/A is shown where the base number of responses is less than 10 during the period. % is calculated as Quantity/Base number\*100

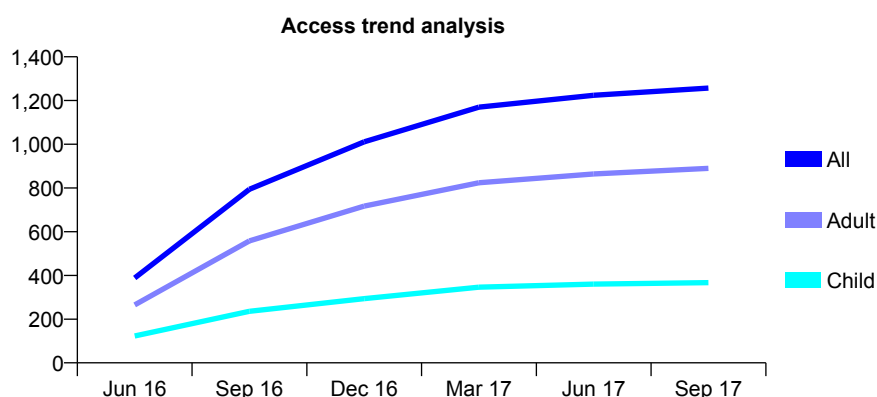
## Q56 - Vital Signs At a Glance Contract Report for 100036/0000 - September 2017

Name or company name	Dr Veehar Malde
Contract type name	GDS Contract
Purpose of contract	General
Contract start date	01/03/2016
Contract end date	

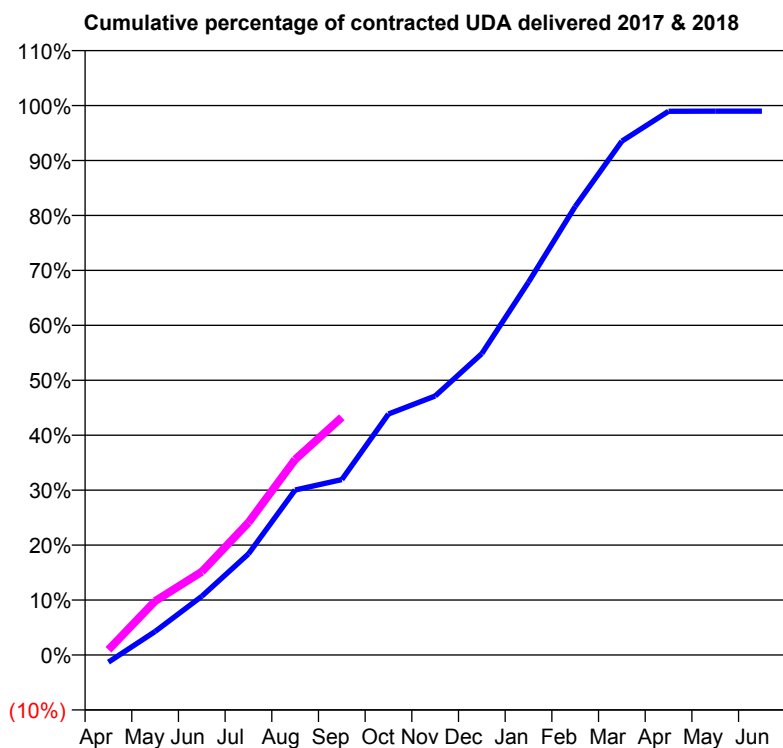
17/18 Contracted general activity (UDA)	4,029
Carry forward general activity (UDA)	42
17/18 Contracted orthodontic activity (UOA)	0
Carry forward orthodontic activity (UOA)	0
Baseline contract value	£100,728.54

### ACCESS\*

Patients seen in 24 months	Total	Change since previous quarter
Quarter ending September 2016	794	
Quarter ending December 2016	1,011	↑
Quarter ending March 2017	1,170	↑
Quarter ending June 2017	1,224	↑
Quarter ending September 2017	1,257	↑
<b>Variance since September 2016</b>	<b>58.3%</b>	<b>↑</b>



### ACTIVITY



Month	Adjusted Scheduled Activity (UDA)	
	2017	2018
April	-53	39
May	172	396
June	431	611
July	741	971
August	1,210	1,433
September	1,286	1,743
October	1,767	
November	1,899	
December	2,210	
January	2,734	
February	3,289	
March	3,768	
April	3,986	
May	3,987	
June	3,987	

### QUALITY

	Quantity	Base Number	Contract	AT	Region	England
% of FP17s for the same patient ID Re-attending within 3 months - Children	25	323	7.7%	10.9%	11.6%	11.9%
% of FP17s for the same patient ID Re-attending within 3 months - Adults	76	638	11.9%	14.5%	15.2%	15.9%
% of FP17s for the same patient ID Re-attending between 3 & 9 months - Children	212	323	65.6%	59.2%	59.1%	58.1%
% of FP17s for the same patient ID Re-attending between 3 & 9 months - Adults	389	638	61.0%	48.7%	51.7%	50.6%
% of FP17s for Band 1 Urgent Courses	39	882	4.4%	9.2%	8.0%	9.1%
% of FP17s Relating to Free Repair or Replacements	1	882	0.1%	0.8%	0.8%	0.8%
% of FP17s Relating to Continuations	6	882	0.7%	1.1%	1.0%	1.1%
% of Patients satisfied with the dentistry they have received	2	3	N/A	91.6%	91.5%	91.4%
% of Patients satisfied with the time they had to wait for an appointment	2	3	N/A	86.8%	88.2%	87.7%

\* This is based on patients treated on this contract for their most recent course of treatment. Figures in italics indicate the base number of FP17s or Patient Questionnaire responses are less than 100. N/A is shown where the base number of responses is less than 10 during the period. % is calculated as Quantity/Base number\*100

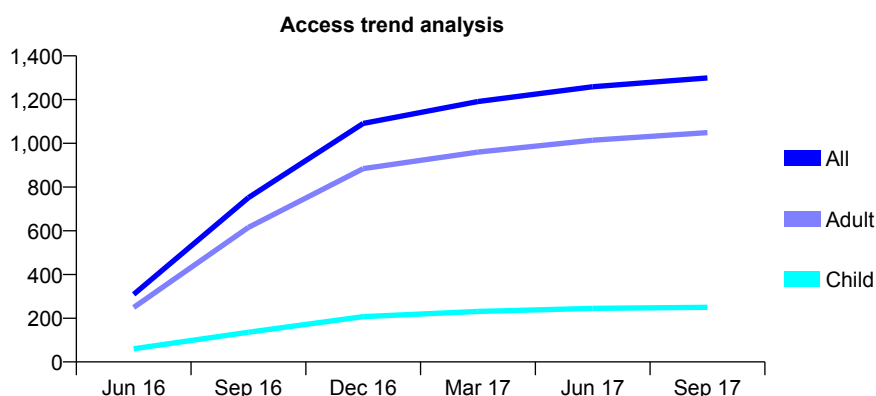
## Q56 - Vital Signs At a Glance Contract Report for 100128/0000 - September 2017

Name or company name	Rookwood Dental Practice
Contract type name	GDS Contract
Purpose of contract	General
Contract start date	06/04/2016
Contract end date	

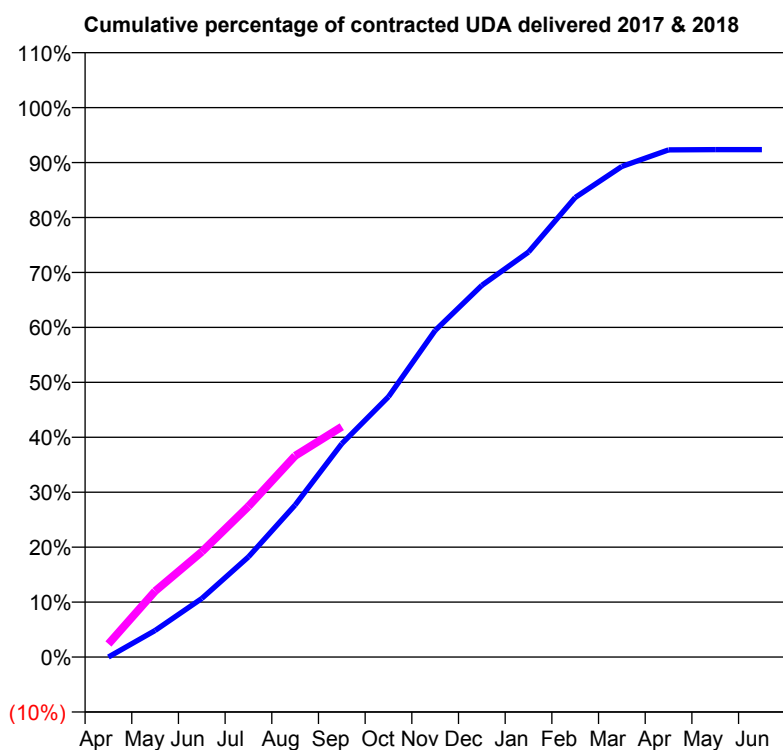
17/18 Contracted general activity (UDA)	3,939
Carry forward general activity (UDA)	-7
17/18 Contracted orthodontic activity (UOA)	0
Carry forward orthodontic activity (UOA)	0
Baseline contract value	£101,285.15

### ACCESS\*

Patients seen in 24 months	Total	Change since previous quarter
Quarter ending September 2016	751	
Quarter ending December 2016	1,091	↑
Quarter ending March 2017	1,191	↑
Quarter ending June 2017	1,259	↑
Quarter ending September 2017	1,299	↑
<b>Variance since September 2016</b>	<b>73.0%</b>	<b>↑</b>



### ACTIVITY



Month	Adjusted Scheduled Activity (UDA)	
	2017	2018
April	0	94
May	188	473
June	414	755
July	708	1,081
August	1,075	1,443
September	1,509	1,652
October	1,840	
November	2,309	
December	2,627	
January	2,863	
February	3,248	
March	3,468	
April	3,585	
May	3,587	
June	3,587	

### QUALITY

	Quantity	Base Number	Contract	AT	Region	England
% of FP17s for the same patient ID Re-attending within 3 months - Children	14	206	6.8%	10.9%	11.6%	11.9%
% of FP17s for the same patient ID Re-attending within 3 months - Adults	62	732	8.5%	14.5%	15.2%	15.9%
% of FP17s for the same patient ID Re-attending between 3 & 9 months - Children	133	206	64.6%	59.2%	59.1%	58.1%
% of FP17s for the same patient ID Re-attending between 3 & 9 months - Adults	431	732	58.9%	48.7%	51.7%	50.6%
% of FP17s for Band 1 Urgent Courses	33	890	3.7%	9.2%	8.0%	9.1%
% of FP17s Relating to Free Repair or Replacements	11	890	1.2%	0.8%	0.8%	0.8%
% of FP17s Relating to Continuations	2	890	0.2%	1.1%	1.0%	1.1%
% of Patients satisfied with the dentistry they have received	13	13	100.0%	91.6%	91.5%	91.4%
% of Patients satisfied with the time they had to wait for an appointment	12	13	92.3%	86.8%	88.2%	87.7%

\* This is based on patients treated on this contract for their most recent course of treatment. Figures in italics indicate the base number of FP17s or Patient Questionnaire responses are less than 100. N/A is shown where the base number of responses is less than 10 during the period. % is calculated as Quantity/Base number\*100

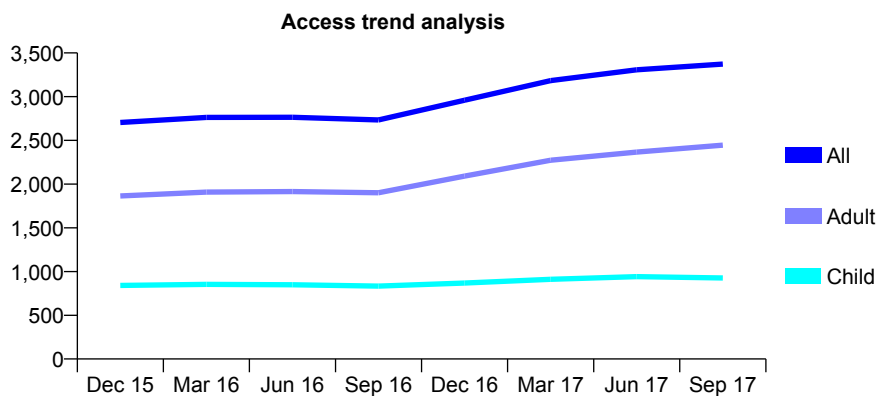
## Q56 - Vital Signs At a Glance Contract Report for 101281/0029 - September 2017

Name or company name	OASIS DENTAL CARE LTD
Contract type name	GDS Contract
Purpose of contract	General
Contract start date	01/04/2006
Contract end date	

17/18 Contracted general activity (UDA)	7,953
Carry forward general activity (UDA)	0
17/18 Contracted orthodontic activity (UOA)	0
Carry forward orthodontic activity (UOA)	0
Baseline contract value	£195,106.52

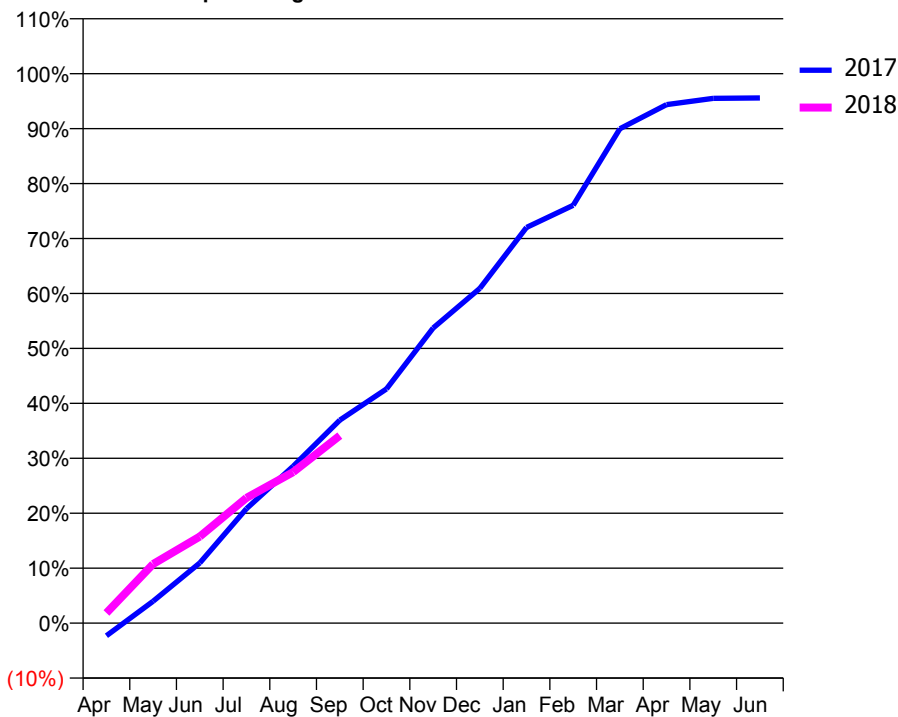
### ACCESS\*

Patients seen in 24 months	Total	Change since previous quarter
Quarter ending September 2016	2,734	
Quarter ending December 2016	2,959	↑
Quarter ending March 2017	3,184	↑
Quarter ending June 2017	3,307	↑
Quarter ending September 2017	3,372	→
<b>Variance since September 2016</b>	<b>23.3%</b>	<b>↑</b>



### ACTIVITY

Cumulative percentage of contracted UDA delivered 2017 & 2018



Month	Adjusted Scheduled Activity (UDA)	
	2017	2018
April	-184	148
May	318	856
June	872	1,253
July	1,658	1,814
August	2,271	2,186
September	2,939	2,715
October	3,391	
November	4,272	
December	4,845	
January	5,726	
February	6,048	
March	7,155	
April	7,504	
May	7,596	
June	7,601	

### QUALITY

	Quantity	Base Number	Contract	AT	Region	England
% of FP17s for the same patient ID Re-attending within 3 months - Children	59	572	10.3%	10.9%	11.6%	11.9%
% of FP17s for the same patient ID Re-attending within 3 months - Adults	178	1,245	14.3%	14.5%	15.2%	15.9%
% of FP17s for the same patient ID Re-attending between 3 & 9 months - Children	321	572	56.1%	59.2%	59.1%	58.1%
% of FP17s for the same patient ID Re-attending between 3 & 9 months - Adults	531	1,245	42.7%	48.7%	51.7%	50.6%
% of FP17s for Band 1 Urgent Courses	121	1,590	7.6%	9.2%	8.0%	9.1%
% of FP17s Relating to Free Repair or Replacements	5	1,590	0.3%	0.8%	0.8%	0.8%
% of FP17s Relating to Continuations	42	1,590	2.6%	1.1%	1.0%	1.1%
% of Patients satisfied with the dentistry they have received	0	0	N/A	91.6%	91.5%	91.4%
% of Patients satisfied with the time they had to wait for an appointment	0	0	N/A	86.8%	88.2%	87.7%

\* This is based on patients treated on this contract for their most recent course of treatment. Figures in italics indicate the base number of FP17s or Patient Questionnaire responses are less than 100. N/A is shown where the base number of responses is less than 10 during the period. % is calculated as Quantity/Base number\*100

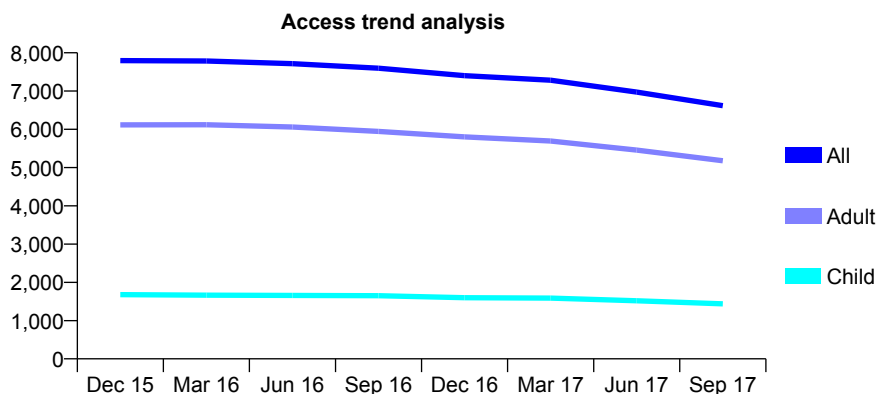
## Q56 - Vital Signs At a Glance Contract Report for 101281/0058 - September 2017

Name or company name	OASIS DENTAL CARE LTD
Contract type name	GDS Contract
Purpose of contract	General and Orthodontic
Contract start date	01/04/2006
Contract end date	

17/18 Contracted general activity (UDA)	23,334
Carry forward general activity (UDA)	0
17/18 Contracted orthodontic activity (UOA)	383
Carry forward orthodontic activity (UOA)	-8
Baseline contract value	£568,383.66

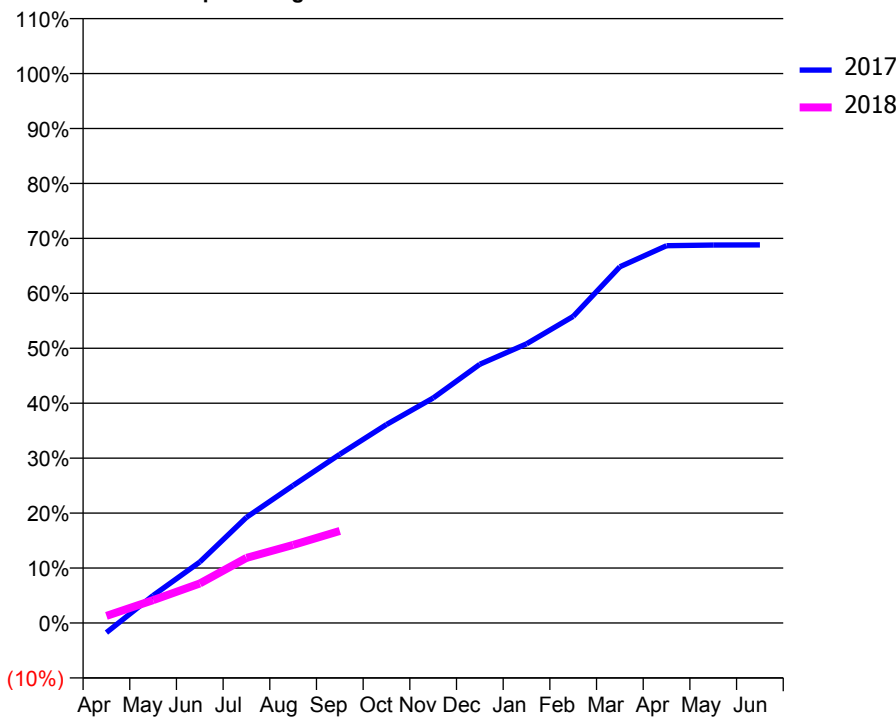
### ACCESS\*

Patients seen in 24 months	Total	Change since previous quarter
Quarter ending September 2016	7,596	
Quarter ending December 2016	7,401	↓
Quarter ending March 2017	7,283	↓
Quarter ending June 2017	6,975	↓
Quarter ending September 2017	6,617	↓
<b>Variance since September 2016</b>	<b>(12.9%)</b>	<b>↓</b>



### ACTIVITY

Cumulative percentage of contracted UDA delivered 2017 & 2018



Adjusted Scheduled Activity (UDA)

Month	2017	2018
April	-412	302
May	1,170	970
June	2,593	1,680
July	4,490	2,765
August	5,838	3,317
September	7,165	3,910
October	8,428	
November	9,556	
December	10,988	
January	11,854	
February	13,023	
March	15,128	
April	16,023	
May	16,048	
June	16,055	

### QUALITY

	Quantity	Base Number	Contract	AT	Region	England
% of FP17s for the same patient ID Re-attending within 3 months - Children	57	799	7.1%	10.9%	11.6%	11.9%
% of FP17s for the same patient ID Re-attending within 3 months - Adults	292	2,295	12.7%	14.5%	15.2%	15.9%
% of FP17s for the same patient ID Re-attending between 3 & 9 months - Children	523	799	65.5%	59.2%	59.1%	58.1%
% of FP17s for the same patient ID Re-attending between 3 & 9 months - Adults	1,392	2,295	60.7%	48.7%	51.7%	50.6%
% of FP17s for Band 1 Urgent Courses	233	2,623	8.9%	9.2%	8.0%	9.1%
% of FP17s Relating to Free Repair or Replacements	22	2,623	0.8%	0.8%	0.8%	0.8%
% of FP17s Relating to Continuations	42	2,623	1.6%	1.1%	1.0%	1.1%
% of Patients satisfied with the dentistry they have received	14	15	93.3%	91.6%	91.5%	91.4%
% of Patients satisfied with the time they had to wait for an appointment	12	15	80.0%	86.8%	88.2%	87.7%

\* This is based on patients treated on this contract for their most recent course of treatment. Figures in italics indicate the base number of FP17s or Patient Questionnaire responses are less than 100. N/A is shown where the base number of responses is less than 10 during the period. % is calculated as Quantity/Base number\*100

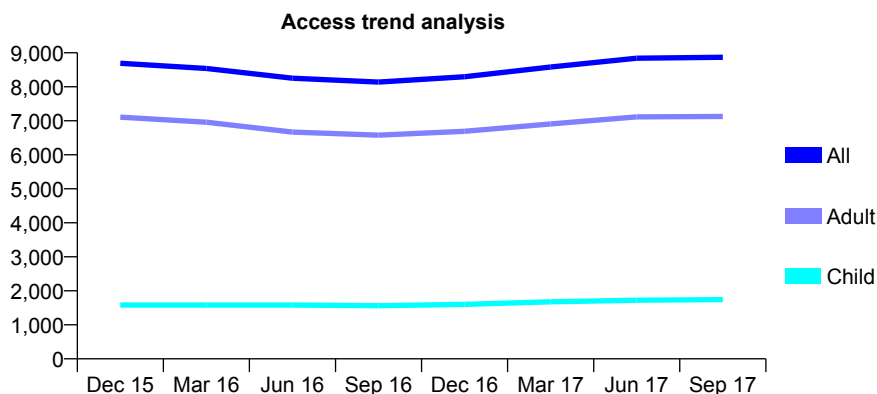
## Q56 - Vital Signs At a Glance Contract Report for 101281/0195 - September 2017

Name or company name	OASIS DENTAL CARE LTD
Contract type name	GDS Contract
Purpose of contract	General
Contract start date	13/02/2009
Contract end date	

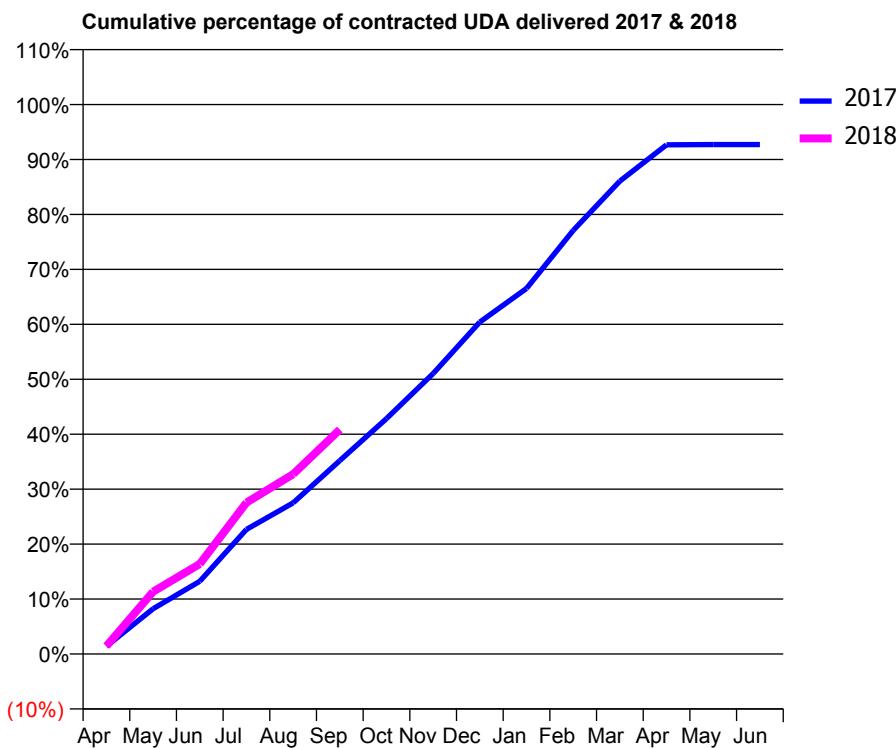
17/18 Contracted general activity (UDA)	28,270
Carry forward general activity (UDA)	0
17/18 Contracted orthodontic activity (UOA)	0
Carry forward orthodontic activity (UOA)	0
Baseline contract value	£652,196.81

### ACCESS\*

Patients seen in 24 months	Total	Change since previous quarter
Quarter ending September 2016	8,138	
Quarter ending December 2016	8,296	→
Quarter ending March 2017	8,582	↑
Quarter ending June 2017	8,840	↑
Quarter ending September 2017	8,870	→
<b>Variance since September 2016</b>	<b>9.0%</b>	<b>↑</b>



### ACTIVITY



Month	Adjusted Scheduled Activity (UDA)	
	2017	2018
April	400	409
May	2,328	3,208
June	3,745	4,633
July	6,410	7,786
August	7,776	9,252
September	9,950	11,546
October	12,109	
November	14,431	
December	17,076	
January	18,805	
February	21,794	
March	24,329	
April	26,196	
May	26,206	
June	26,208	

### QUALITY

	Quantity	Base Number	Contract	AT	Region	England
% of FP17s for the same patient ID Re-attending within 3 months - Children	78	1,285	6.1%	10.9%	11.6%	11.9%
% of FP17s for the same patient ID Re-attending within 3 months - Adults	831	5,431	15.3%	14.5%	15.2%	15.9%
% of FP17s for the same patient ID Re-attending between 3 & 9 months - Children	715	1,285	55.6%	59.2%	59.1%	58.1%
% of FP17s for the same patient ID Re-attending between 3 & 9 months - Adults	2,996	5,431	55.2%	48.7%	51.7%	50.6%
% of FP17s for Band 1 Urgent Courses	655	6,024	10.9%	9.2%	8.0%	9.1%
% of FP17s Relating to Free Repair or Replacements	112	6,024	1.9%	0.8%	0.8%	0.8%
% of FP17s Relating to Continuations	96	6,024	1.6%	1.1%	1.0%	1.1%
% of Patients satisfied with the dentistry they have received	26	30	86.7%	91.6%	91.5%	91.4%
% of Patients satisfied with the time they had to wait for an appointment	27	30	90.0%	86.8%	88.2%	87.7%

\* This is based on patients treated on this contract for their most recent course of treatment. Figures in italics indicate the base number of FP17s or Patient Questionnaire responses are less than 100. N/A is shown where the base number of responses is less than 10 during the period. % is calculated as Quantity/Base number\*100

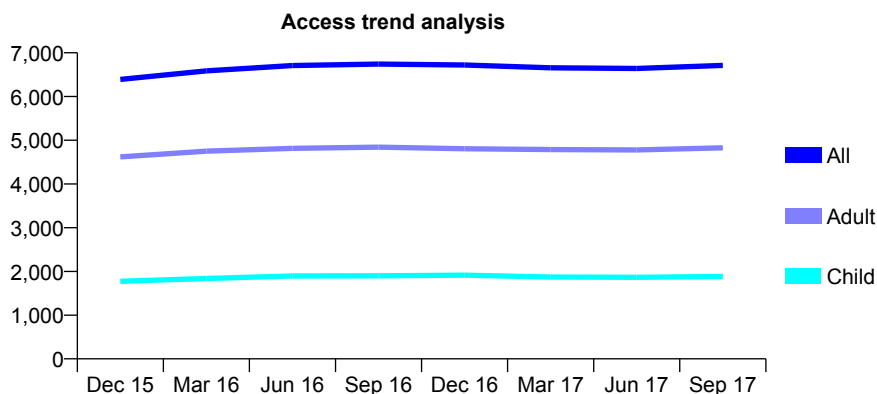
## Q56 - Vital Signs At a Glance Contract Report for 101281/0198 - September 2017

Name or company name	OASIS DENTAL CARE LTD
Contract type name	PDS Contract
Purpose of contract	General
Contract start date	27/04/2009
Contract end date	31/03/2020

17/18 Contracted general activity (UDA)	17,904
Carry forward general activity (UDA)	-104
17/18 Contracted orthodontic activity (UOA)	0
Carry forward orthodontic activity (UOA)	0
Baseline contract value	£413,057.99

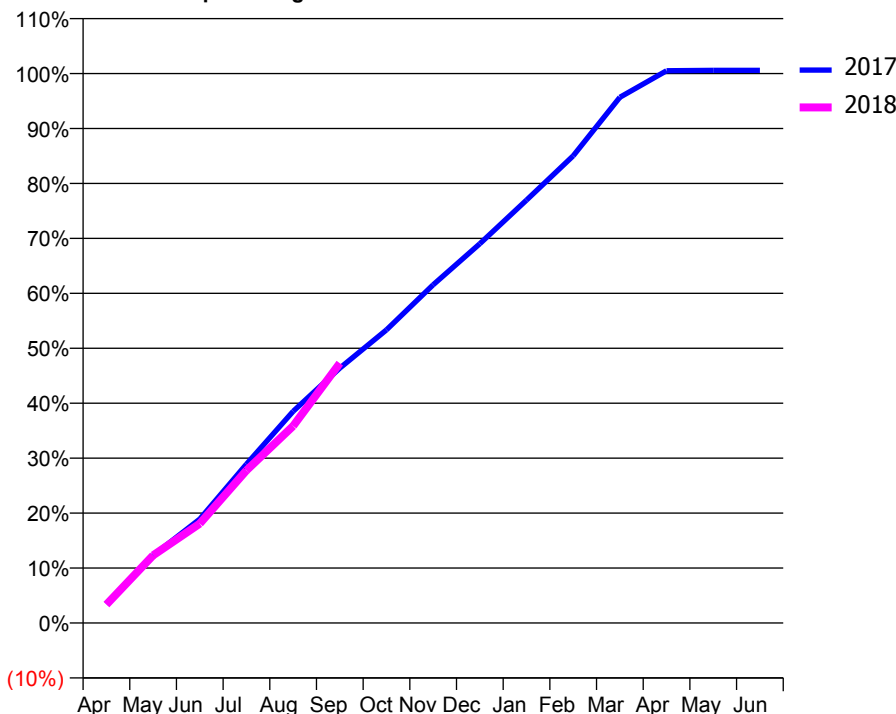
### ACCESS\*

Patients seen in 24 months	Total	Change since previous quarter
Quarter ending September 2016	6,741	
Quarter ending December 2016	6,721	→
Quarter ending March 2017	6,658	→
Quarter ending June 2017	6,643	→
Quarter ending September 2017	6,712	→
<b>Variance since September 2016</b>	<b>(0.4%)</b>	→



### ACTIVITY

Cumulative percentage of contracted UDA delivered 2017 & 2018



Month	Adjusted Scheduled Activity (UDA)	
	2017	2018
April	620	602
May	2,205	2,203
June	3,387	3,241
July	5,178	4,971
August	6,897	6,420
September	8,305	8,466
October	9,550	
November	11,018	
December	12,360	
January	13,779	
February	15,221	
March	17,127	
April	17,992	
May	18,007	
June	18,008	

### QUALITY

	Quantity	Base Number	Contract	AT	Region	England
% of FP17s for the same patient ID Re-attending within 3 months - Children	123	1,513	8.1%	10.9%	11.6%	11.9%
% of FP17s for the same patient ID Re-attending within 3 months - Adults	550	3,659	15.0%	14.5%	15.2%	15.9%
% of FP17s for the same patient ID Re-attending between 3 & 9 months - Children	1,003	1,513	66.3%	59.2%	59.1%	58.1%
% of FP17s for the same patient ID Re-attending between 3 & 9 months - Adults	2,034	3,659	55.6%	48.7%	51.7%	50.6%
% of FP17s for Band 1 Urgent Courses	290	4,716	6.1%	9.2%	8.0%	9.1%
% of FP17s Relating to Free Repair or Replacements	105	4,716	2.2%	0.8%	0.8%	0.8%
% of FP17s Relating to Continuations	82	4,716	1.7%	1.1%	1.0%	1.1%
% of Patients satisfied with the dentistry they have received	14	15	93.3%	91.6%	91.5%	91.4%
% of Patients satisfied with the time they had to wait for an appointment	13	15	86.7%	86.8%	88.2%	87.7%

\* This is based on patients treated on this contract for their most recent course of treatment. Figures in italics indicate the base number of FP17s or Patient Questionnaire responses are less than 100. N/A is shown where the base number of responses is less than 10 during the period. % is calculated as Quantity/Base number\*100

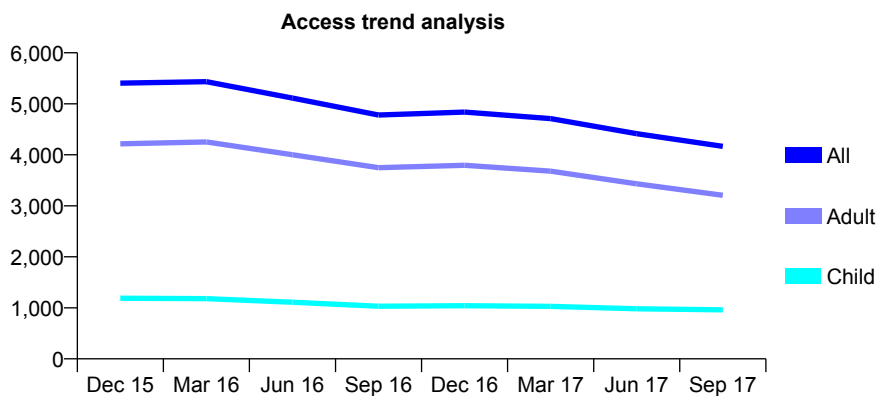
## Q56 - Vital Signs At a Glance Contract Report for 101338/0075 - September 2017

Name or company name	Whitecross Dental Care Limited
Contract type name	GDS Contract
Purpose of contract	General and Orthodontic
Contract start date	09/03/2009
Contract end date	

17/18 Contracted general activity (UDA)	13,187
Carry forward general activity (UDA)	104
17/18 Contracted orthodontic activity (UOA)	2,960
Carry forward orthodontic activity (UOA)	0
Baseline contract value	£514,158.93

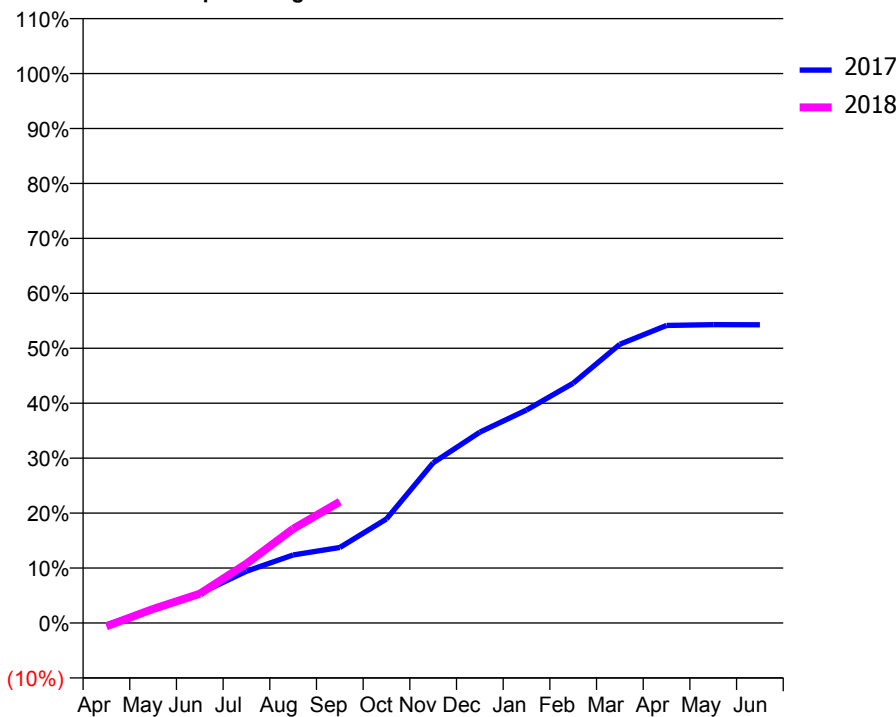
### ACCESS\*

Patients seen in 24 months	Total	Change since previous quarter
Quarter ending September 2016	4,780	
Quarter ending December 2016	4,838	→
Quarter ending March 2017	4,710	↓
Quarter ending June 2017	4,415	↓
Quarter ending September 2017	4,166	↓
<b>Variance since September 2016</b>	<b>(12.8%)</b>	<b>↓</b>



### ACTIVITY

Cumulative percentage of contracted UDA delivered 2017 & 2018



Month	Adjusted Scheduled Activity (UDA)	
	2017	2018
April	-47	-83
May	329	336
June	709	702
July	1,242	1,425
August	1,633	2,261
September	1,811	2,910
October	2,498	
November	3,846	
December	4,580	
January	5,111	
February	5,756	
March	6,689	
April	7,140	
May	7,160	
June	7,157	

### QUALITY

	Quantity	Base Number	Contract	AT	Region	England
% of FP17s for the same patient ID Re-attending within 3 months - Children	26	477	5.5%	10.9%	11.6%	11.9%
% of FP17s for the same patient ID Re-attending within 3 months - Adults	74	1,164	6.4%	14.5%	15.2%	15.9%
% of FP17s for the same patient ID Re-attending between 3 & 9 months - Children	162	477	34.0%	59.2%	59.1%	58.1%
% of FP17s for the same patient ID Re-attending between 3 & 9 months - Adults	379	1,164	32.6%	48.7%	51.7%	50.6%
% of FP17s for Band 1 Urgent Courses	114	1,375	8.3%	9.2%	8.0%	9.1%
% of FP17s Relating to Free Repair or Replacements	4	1,375	0.3%	0.8%	0.8%	0.8%
% of FP17s Relating to Continuations	16	1,375	1.2%	1.1%	1.0%	1.1%
% of Patients satisfied with the dentistry they have received	3	4	N/A	91.6%	91.5%	91.4%
% of Patients satisfied with the time they had to wait for an appointment	3	4	N/A	86.8%	88.2%	87.7%

\* This is based on patients treated on this contract for their most recent course of treatment. Figures in italics indicate the base number of FP17s or Patient Questionnaire responses are less than 100. N/A is shown where the base number of responses is less than 10 during the period. % is calculated as Quantity/Base number\*100



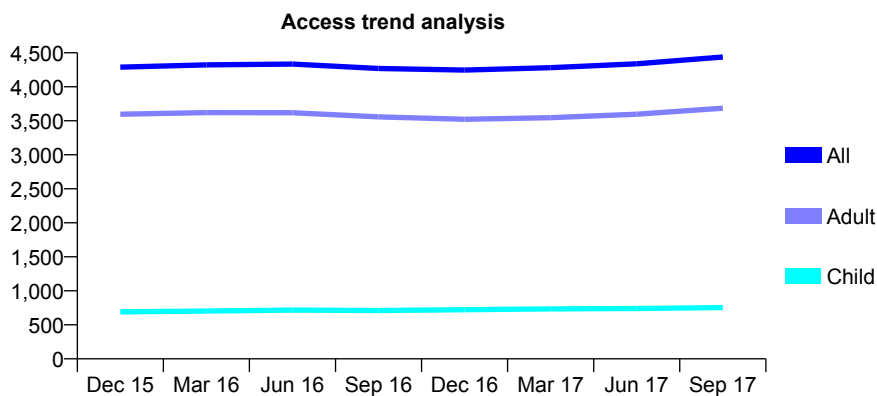
## Q56 - Vital Signs At a Glance Contract Report for 101338/0092 - September 2017

Name or company name	Whitecross Dental Care Limited
Contract type name	GDS Contract
Purpose of contract	General
Contract start date	28/07/2009
Contract end date	

17/18 Contracted general activity (UDA)	13,186
Carry forward general activity (UDA)	0
17/18 Contracted orthodontic activity (UOA)	0
Carry forward orthodontic activity (UOA)	0
Baseline contract value	£336,122.27

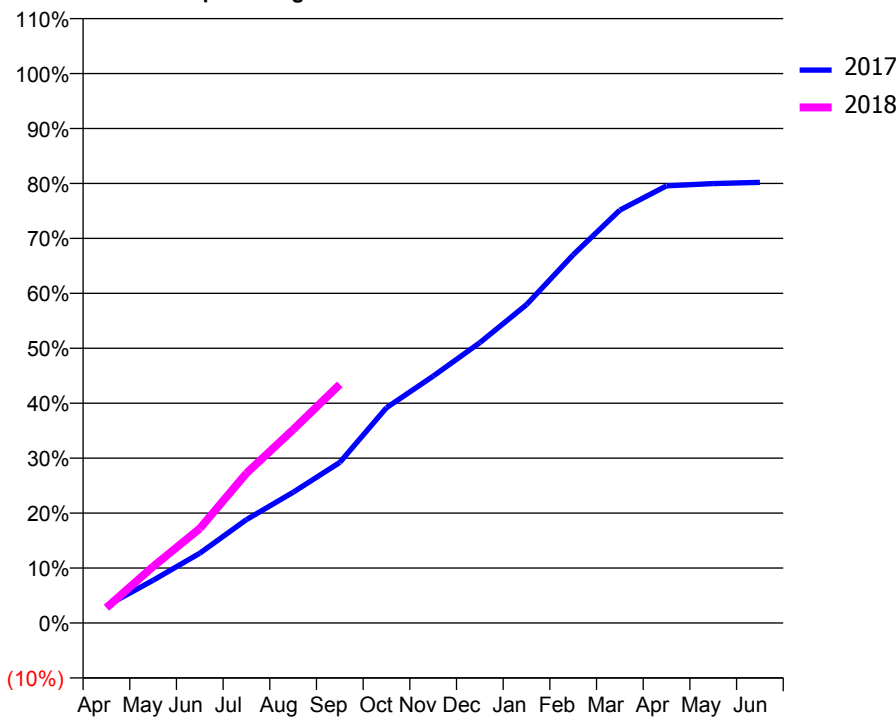
### ACCESS\*

Patients seen in 24 months	Total	Change since previous quarter
Quarter ending September 2016	4,269	
Quarter ending December 2016	4,246	→
Quarter ending March 2017	4,282	→
Quarter ending June 2017	4,338	→
Quarter ending September 2017	4,439	↑
<b>Variance since September 2016</b>	<b>4.0%</b>	<b>↑</b>



### ACTIVITY

Cumulative percentage of contracted UDA delivered 2017 & 2018



Adjusted Scheduled Activity (UDA)

Month	2017	2018
April	412	365
May	1,026	1,354
June	1,675	2,268
July	2,481	3,594
August	3,136	4,643
September	3,854	5,726
October	5,167	
November	5,924	
December	6,729	
January	7,641	
February	8,836	
March	9,908	
April	10,491	
May	10,546	
June	10,573	

### QUALITY

	Quantity	Base Number	Contract	AT	Region	England
% of FP17s for the same patient ID Re-attending within 3 months - Children	13	450	2.9%	10.9%	11.6%	11.9%
% of FP17s for the same patient ID Re-attending within 3 months - Adults	274	2,175	12.6%	14.5%	15.2%	15.9%
% of FP17s for the same patient ID Re-attending between 3 & 9 months - Children	202	450	44.9%	59.2%	59.1%	58.1%
% of FP17s for the same patient ID Re-attending between 3 & 9 months - Adults	822	2,175	37.8%	48.7%	51.7%	50.6%
% of FP17s for Band 1 Urgent Courses	253	2,363	10.7%	9.2%	8.0%	9.1%
% of FP17s Relating to Free Repair or Replacements	1	2,363	0.0%	0.8%	0.8%	0.8%
% of FP17s Relating to Continuations	21	2,363	0.9%	1.1%	1.0%	1.1%
% of Patients satisfied with the dentistry they have received	9	9	N/A	91.6%	91.5%	91.4%
% of Patients satisfied with the time they had to wait for an appointment	9	9	N/A	86.8%	88.2%	87.7%

\* This is based on patients treated on this contract for their most recent course of treatment. Figures in italics indicate the base number of FP17s or Patient Questionnaire responses are less than 100. N/A is shown where the base number of responses is less than 10 during the period. % is calculated as Quantity/Base number\*100

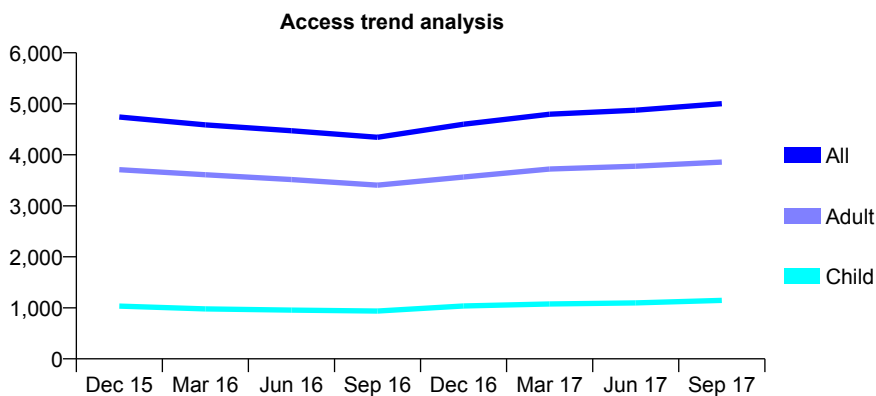
## Q56 - Vital Signs At a Glance Contract Report for 101338/0101 - September 2017

Name or company name	Whitecross Dental Care Limited
Contract type name	GDS Contract
Purpose of contract	General
Contract start date	01/10/2009
Contract end date	

17/18 Contracted general activity (UDA)	14,000
Carry forward general activity (UDA)	0
17/18 Contracted orthodontic activity (UOA)	0
Carry forward orthodontic activity (UOA)	0
Baseline contract value	£348,608.64

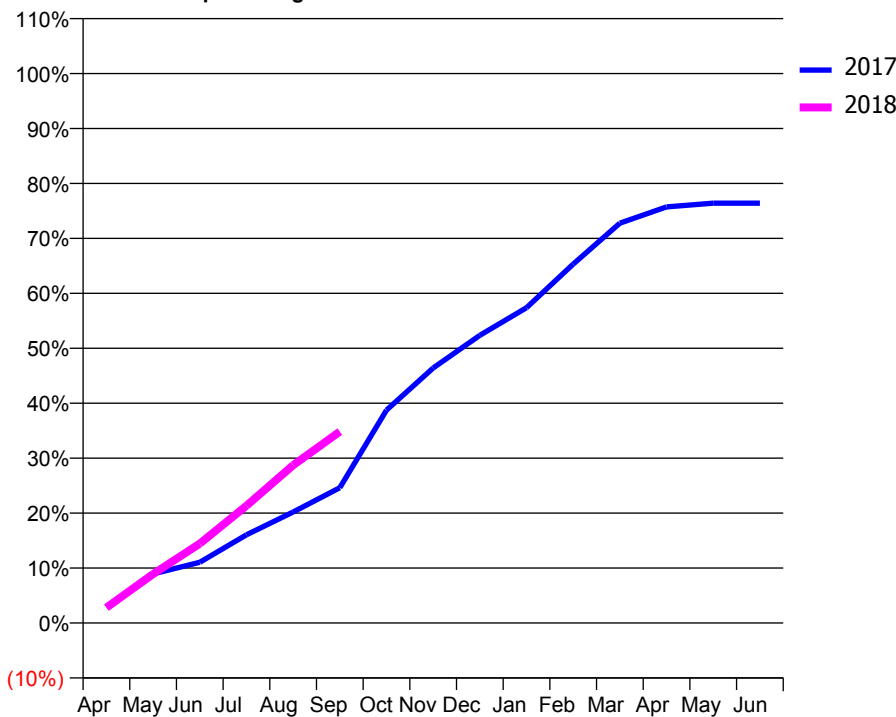
### ACCESS\*

Patients seen in 24 months	Total	Change since previous quarter
Quarter ending September 2016	4,344	
Quarter ending December 2016	4,601	↑
Quarter ending March 2017	4,797	↑
Quarter ending June 2017	4,874	→
Quarter ending September 2017	5,003	↑
<b>Variance since September 2016</b>	<b>15.2%</b>	<b>↑</b>



### ACTIVITY

Cumulative percentage of contracted UDA delivered 2017 & 2018



Month	Adjusted Scheduled Activity (UDA)	
	2017	2018
April	407	393
May	1,250	1,249
June	1,546	2,023
July	2,248	2,987
August	2,830	4,020
September	3,447	4,877
October	5,423	
November	6,497	
December	7,331	
January	8,033	
February	9,143	
March	10,187	
April	10,601	
May	10,695	
June	10,695	

### QUALITY

	Quantity	Base Number	Contract	AT	Region	England
% of FP17s for the same patient ID Re-attending within 3 months - Children	20	742	2.7%	10.9%	11.6%	11.9%
% of FP17s for the same patient ID Re-attending within 3 months - Adults	139	2,206	6.3%	14.5%	15.2%	15.9%
% of FP17s for the same patient ID Re-attending between 3 & 9 months - Children	351	742	47.3%	59.2%	59.1%	58.1%
% of FP17s for the same patient ID Re-attending between 3 & 9 months - Adults	923	2,206	41.8%	48.7%	51.7%	50.6%
% of FP17s for Band 1 Urgent Courses	84	2,695	3.1%	9.2%	8.0%	9.1%
% of FP17s Relating to Free Repair or Replacements	10	2,695	0.4%	0.8%	0.8%	0.8%
% of FP17s Relating to Continuations	23	2,695	0.9%	1.1%	1.0%	1.1%
% of Patients satisfied with the dentistry they have received	4	6	N/A	91.6%	91.5%	91.4%
% of Patients satisfied with the time they had to wait for an appointment	4	6	N/A	86.8%	88.2%	87.7%

\* This is based on patients treated on this contract for their most recent course of treatment. Figures in italics indicate the base number of FP17s or Patient Questionnaire responses are less than 100. N/A is shown where the base number of responses is less than 10 during the period. % is calculated as Quantity/Base number\*100

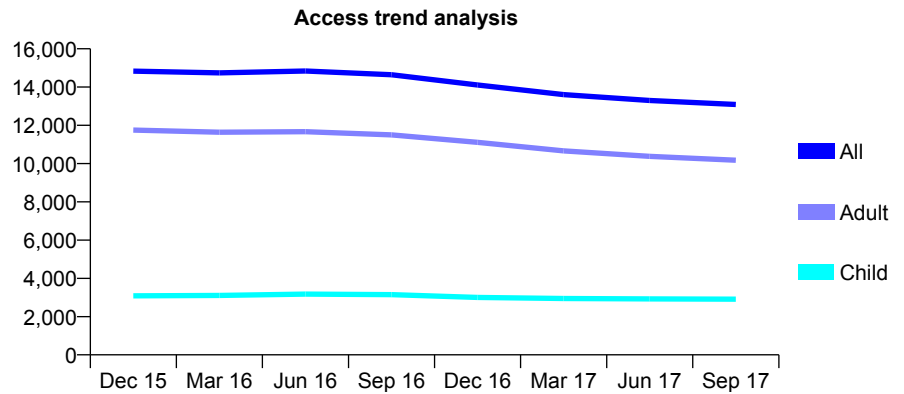
## Q56 - Vital Signs At a Glance Contract Report for 101338/0125 - September 2017

Name or company name	Whitecross Dental Care Limited
Contract type name	GDS Contract
Purpose of contract	General
Contract start date	01/10/2010
Contract end date	

17/18 Contracted general activity (UDA)	45,000
Carry forward general activity (UDA)	0
17/18 Contracted orthodontic activity (UOA)	0
Carry forward orthodontic activity (UOA)	0
Baseline contract value	£1,187,006.81

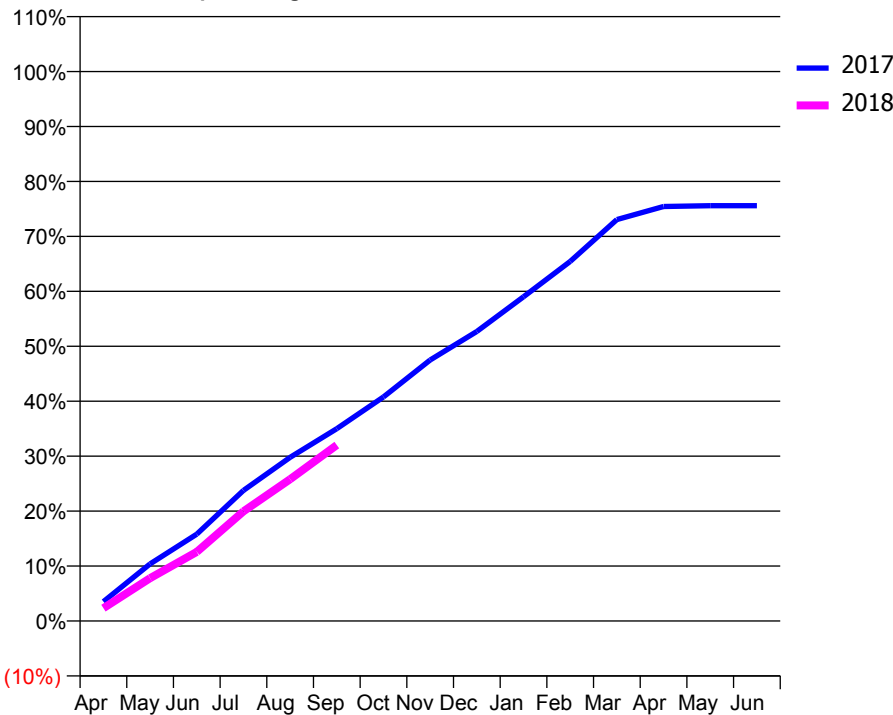
### ACCESS\*

Patients seen in 24 months	Total	Change since previous quarter
Quarter ending September 2016	14,644	
Quarter ending December 2016	14,109	↓
Quarter ending March 2017	13,603	↓
Quarter ending June 2017	13,301	↓
Quarter ending September 2017	13,088	↓
<b>Variance since September 2016</b>	<b>(10.6%)</b>	<b>↓</b>



### ACTIVITY

Cumulative percentage of contracted UDA delivered 2017 & 2018



Adjusted Scheduled Activity (UDA)		
Month	2017	2018
April	1,591	1,056
May	4,680	3,516
June	7,110	5,658
July	10,700	8,979
August	13,405	11,610
September	15,749	14,404
October	18,354	
November	21,378	
December	23,714	
January	26,548	
February	29,445	
March	32,876	
April	33,948	
May	34,005	
June	34,011	

### QUALITY

	Quantity	Base Number	Contract	AT	Region	England
% of FP17s for the same patient ID Re-attending within 3 months - Children	81	1,754	4.6%	10.9%	11.6%	11.9%
% of FP17s for the same patient ID Re-attending within 3 months - Adults	352	4,603	7.6%	14.5%	15.2%	15.9%
% of FP17s for the same patient ID Re-attending between 3 & 9 months - Children	744	1,754	42.4%	59.2%	59.1%	58.1%
% of FP17s for the same patient ID Re-attending between 3 & 9 months - Adults	1,693	4,603	36.8%	48.7%	51.7%	50.6%
% of FP17s for Band 1 Urgent Courses	294	5,972	4.9%	9.2%	8.0%	9.1%
% of FP17s Relating to Free Repair or Replacements	24	5,972	0.4%	0.8%	0.8%	0.8%
% of FP17s Relating to Continuations	47	5,972	0.8%	1.1%	1.0%	1.1%
% of Patients satisfied with the dentistry they have received	26	28	92.9%	91.6%	91.5%	91.4%
% of Patients satisfied with the time they had to wait for an appointment	24	28	85.7%	86.8%	88.2%	87.7%

\* This is based on patients treated on this contract for their most recent course of treatment. Figures in italics indicate the base number of FP17s or Patient Questionnaire responses are less than 100. N/A is shown where the base number of responses is less than 10 during the period. % is calculated as Quantity/Base number\*100

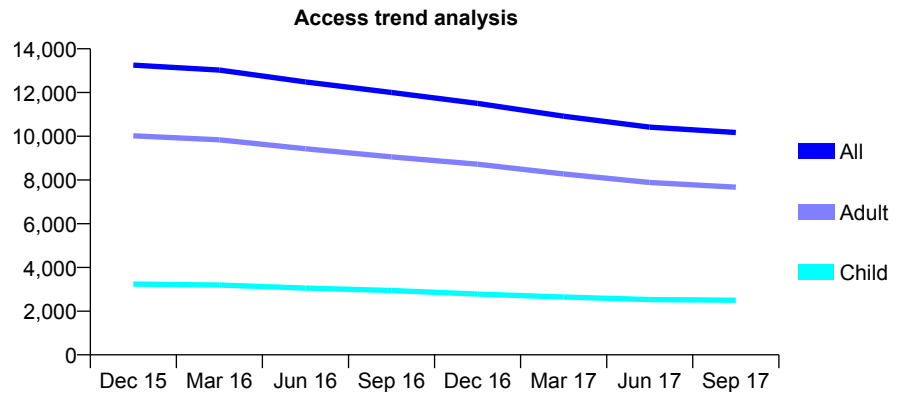
## Q56 - Vital Signs At a Glance Contract Report for 101338/0126 - September 2017

Name or company name	Whitecross Dental Care Limited
Contract type name	GDS Contract
Purpose of contract	General
Contract start date	01/10/2010
Contract end date	

17/18 Contracted general activity (UDA)	41,356
Carry forward general activity (UDA)	0
17/18 Contracted orthodontic activity (UOA)	0
Carry forward orthodontic activity (UOA)	0
Baseline contract value	£1,090,679.93

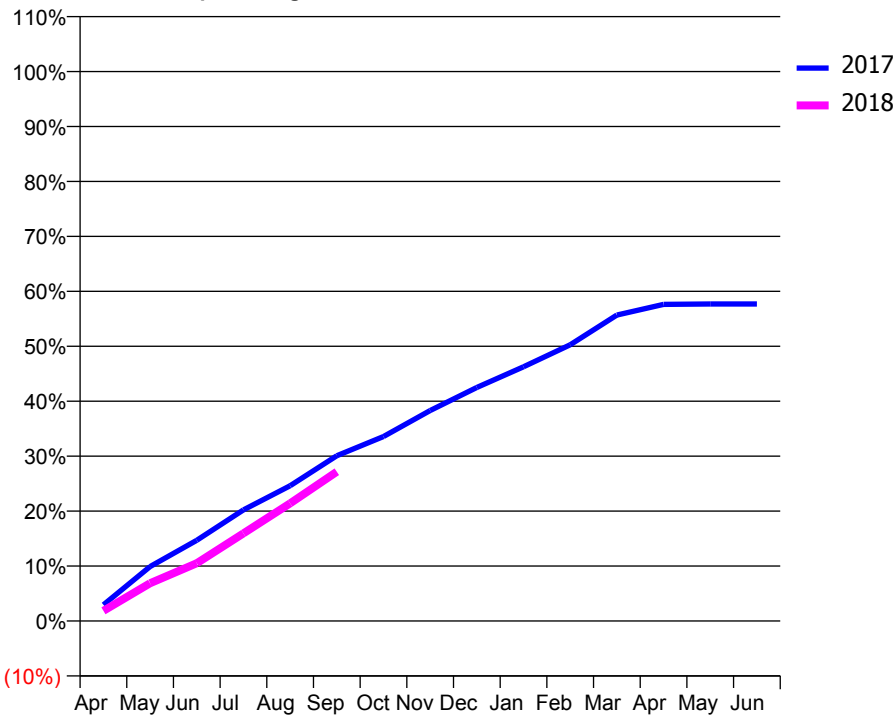
### ACCESS\*

Patients seen in 24 months	Total	Change since previous quarter
Quarter ending September 2016	12,002	
Quarter ending December 2016	11,500	↓
Quarter ending March 2017	10,918	↓
Quarter ending June 2017	10,414	↓
Quarter ending September 2017	10,170	↓
<b>Variance since September 2016</b>	<b>(15.3%)</b>	<b>↓</b>



### ACTIVITY

Cumulative percentage of contracted UDA delivered 2017 & 2018



Month	Adjusted Scheduled Activity (UDA)	
	2017	2018
April	1,224	768
May	4,099	2,843
June	6,077	4,348
July	8,365	6,602
August	10,180	8,857
September	12,436	11,239
October	13,881	
November	15,837	
December	17,579	
January	19,136	
February	20,792	
March	23,028	
April	23,826	
May	23,859	
June	23,860	

### QUALITY

	Quantity	Base Number	Contract	AT	Region	England
% of FP17s for the same patient ID Re-attending within 3 months - Children	67	1,391	4.8%	10.9%	11.6%	11.9%
% of FP17s for the same patient ID Re-attending within 3 months - Adults	392	4,035	9.7%	14.5%	15.2%	15.9%
% of FP17s for the same patient ID Re-attending between 3 & 9 months - Children	492	1,391	35.4%	59.2%	59.1%	58.1%
% of FP17s for the same patient ID Re-attending between 3 & 9 months - Adults	1,506	4,035	37.3%	48.7%	51.7%	50.6%
% of FP17s for Band 1 Urgent Courses	260	5,106	5.1%	9.2%	8.0%	9.1%
% of FP17s Relating to Free Repair or Replacements	28	5,106	0.5%	0.8%	0.8%	0.8%
% of FP17s Relating to Continuations	56	5,106	1.1%	1.1%	1.0%	1.1%
% of Patients satisfied with the dentistry they have received	7	8	N/A	91.6%	91.5%	91.4%
% of Patients satisfied with the time they had to wait for an appointment	5	8	N/A	86.8%	88.2%	87.7%

\* This is based on patients treated on this contract for their most recent course of treatment. Figures in italics indicate the base number of FP17s or Patient Questionnaire responses are less than 100. N/A is shown where the base number of responses is less than 10 during the period. % is calculated as Quantity/Base number\*100

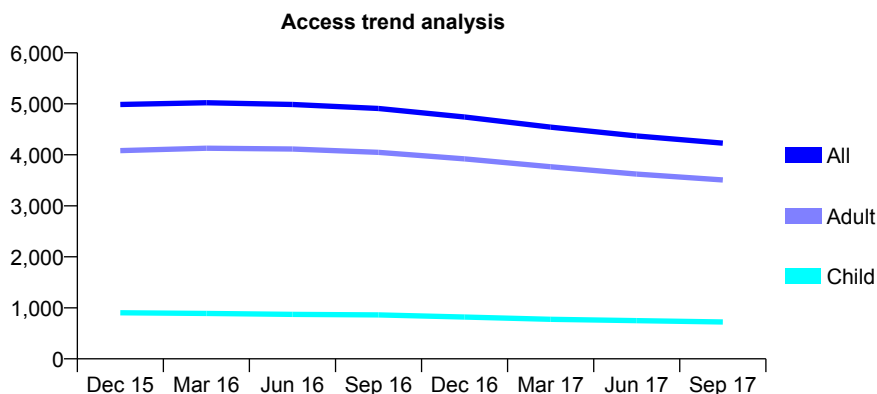
## Q56 - Vital Signs At a Glance Contract Report for 101338/0127 - September 2017

Name or company name	Whitecross Dental Care Limited
Contract type name	GDS Contract
Purpose of contract	General
Contract start date	01/10/2010
Contract end date	

17/18 Contracted general activity (UDA)	15,000
Carry forward general activity (UDA)	0
17/18 Contracted orthodontic activity (UOA)	0
Carry forward orthodontic activity (UOA)	0
Baseline contract value	£396,206.50

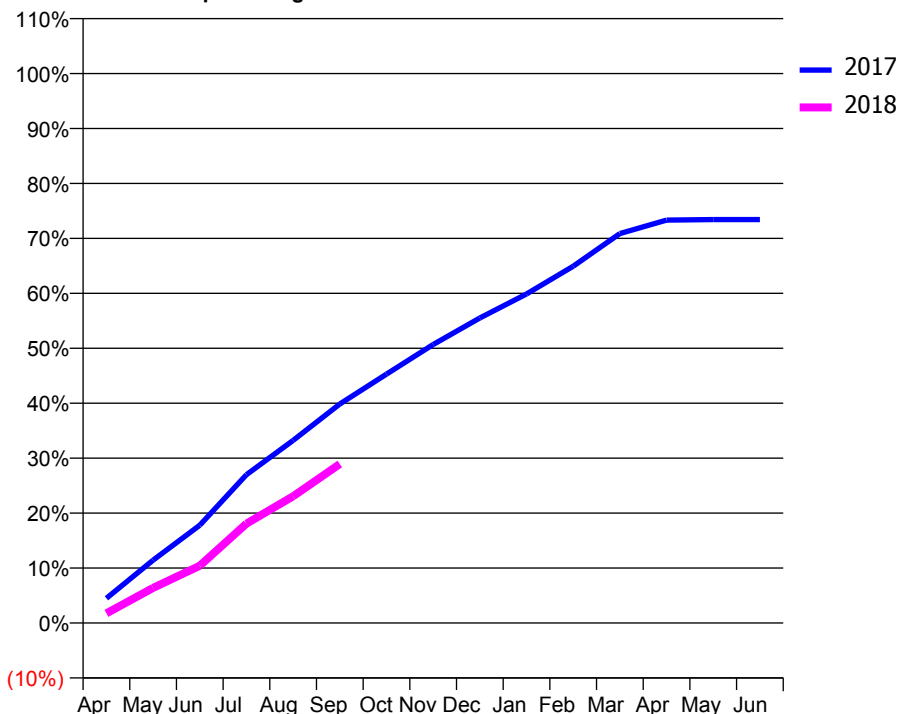
### ACCESS\*

Patients seen in 24 months	Total	Change since previous quarter
Quarter ending September 2016	4,909	
Quarter ending December 2016	4,741	↓
Quarter ending March 2017	4,542	↓
Quarter ending June 2017	4,369	↓
Quarter ending September 2017	4,230	↓
<b>Variance since September 2016</b>	<b>(13.8%)</b>	<b>↓</b>



### ACTIVITY

Cumulative percentage of contracted UDA delivered 2017 & 2018



Month	Adjusted Scheduled Activity (UDA)	
	2017	2018
April	677	262
May	1,718	958
June	2,671	1,564
July	4,050	2,713
August	4,987	3,460
September	5,977	4,342
October	6,794	
November	7,603	
December	8,325	
January	8,980	
February	9,738	
March	10,630	
April	10,999	
May	11,015	
June	11,013	

### QUALITY

	Quantity	Base Number	Contract	AT	Region	England
% of FP17s for the same patient ID Re-attending within 3 months - Children	32	433	7.4%	10.9%	11.6%	11.9%
% of FP17s for the same patient ID Re-attending within 3 months - Adults	249	1,970	12.6%	14.5%	15.2%	15.9%
% of FP17s for the same patient ID Re-attending between 3 & 9 months - Children	172	433	39.7%	59.2%	59.1%	58.1%
% of FP17s for the same patient ID Re-attending between 3 & 9 months - Adults	889	1,970	45.1%	48.7%	51.7%	50.6%
% of FP17s for Band 1 Urgent Courses	91	2,228	4.1%	9.2%	8.0%	9.1%
% of FP17s Relating to Free Repair or Replacements	27	2,228	1.2%	0.8%	0.8%	0.8%
% of FP17s Relating to Continuations	44	2,228	2.0%	1.1%	1.0%	1.1%
% of Patients satisfied with the dentistry they have received	4	4	N/A	91.6%	91.5%	91.4%
% of Patients satisfied with the time they had to wait for an appointment	3	4	N/A	86.8%	88.2%	87.7%

\* This is based on patients treated on this contract for their most recent course of treatment. Figures in italics indicate the base number of FP17s or Patient Questionnaire responses are less than 100. N/A is shown where the base number of responses is less than 10 during the period. % is calculated as Quantity/Base number\*100

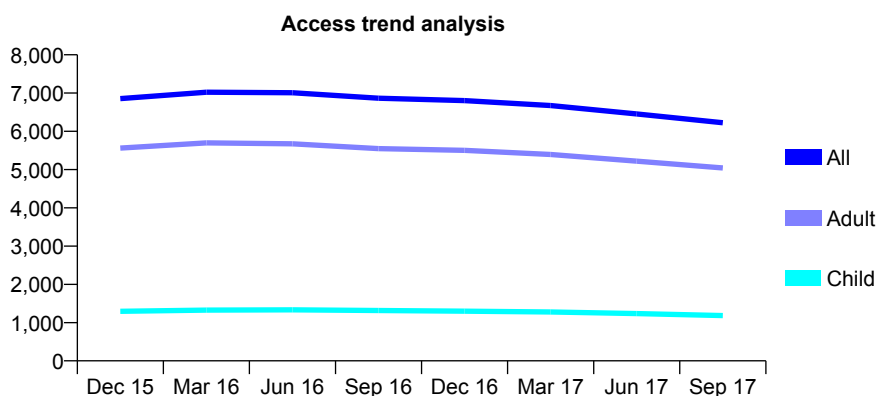
## Q56 - Vital Signs At a Glance Contract Report for 101338/0128 - September 2017

Name or company name	Whitecross Dental Care Limited
Contract type name	GDS Contract
Purpose of contract	General
Contract start date	01/10/2010
Contract end date	

17/18 Contracted general activity (UDA)	21,000
Carry forward general activity (UDA)	0
17/18 Contracted orthodontic activity (UOA)	0
Carry forward orthodontic activity (UOA)	0
Baseline contract value	£558,950.13

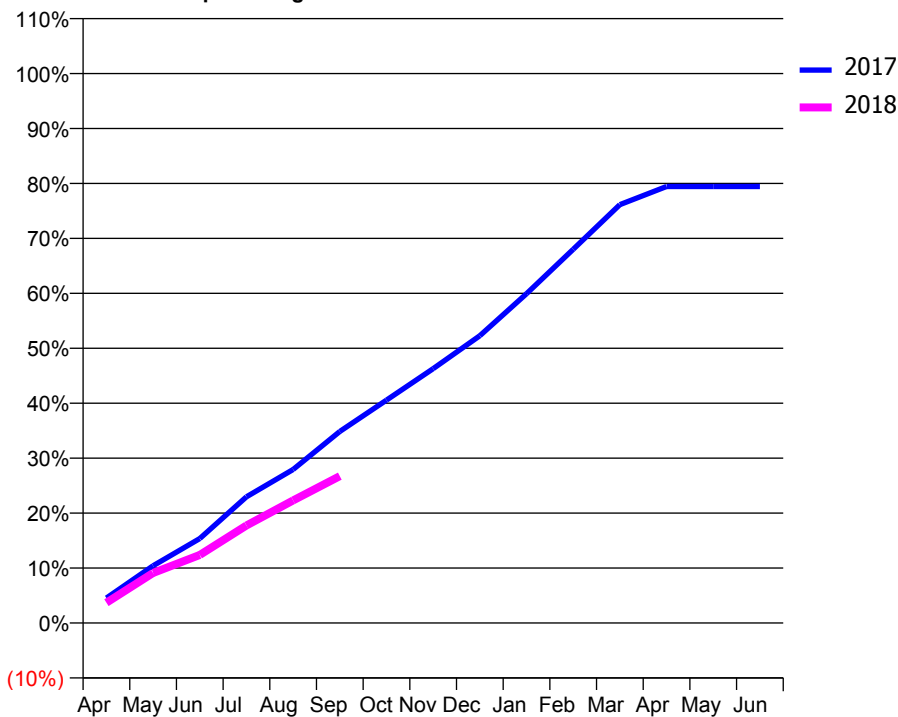
### ACCESS\*

Patients seen in 24 months	Total	Change since previous quarter
Quarter ending September 2016	6,864	
Quarter ending December 2016	6,802	→
Quarter ending March 2017	6,672	↓
Quarter ending June 2017	6,453	↓
Quarter ending September 2017	6,224	↓
<b>Variance since September 2016</b>	<b>(9.3%)</b>	<b>↓</b>



### ACTIVITY

Cumulative percentage of contracted UDA delivered 2017 & 2018



Adjusted Scheduled Activity (UDA)		
Month	2017	2018
April	954	775
May	2,190	1,915
June	3,227	2,602
July	4,824	3,725
August	5,870	4,687
September	7,320	5,613
October	8,517	
November	9,719	
December	10,979	
January	12,583	
February	14,280	
March	15,991	
April	16,683	
May	16,683	
June	16,683	

### QUALITY

	Quantity	Base Number	Contract	AT	Region	England
% of FP17s for the same patient ID Re-attending within 3 months - Children	32	632	5.1%	10.9%	11.6%	11.9%
% of FP17s for the same patient ID Re-attending within 3 months - Adults	275	2,404	11.4%	14.5%	15.2%	15.9%
% of FP17s for the same patient ID Re-attending between 3 & 9 months - Children	339	632	53.6%	59.2%	59.1%	58.1%
% of FP17s for the same patient ID Re-attending between 3 & 9 months - Adults	990	2,404	41.2%	48.7%	51.7%	50.6%
% of FP17s for Band 1 Urgent Courses	197	2,750	7.2%	9.2%	8.0%	9.1%
% of FP17s Relating to Free Repair or Replacements	10	2,750	0.4%	0.8%	0.8%	0.8%
% of FP17s Relating to Continuations	47	2,750	1.7%	1.1%	1.0%	1.1%
% of Patients satisfied with the dentistry they have received	12	12	100.0%	91.6%	91.5%	91.4%
% of Patients satisfied with the time they had to wait for an appointment	11	12	91.7%	86.8%	88.2%	87.7%

\* This is based on patients treated on this contract for their most recent course of treatment. Figures in italics indicate the base number of FP17s or Patient Questionnaire responses are less than 100. N/A is shown where the base number of responses is less than 10 during the period. % is calculated as Quantity/Base number\*100

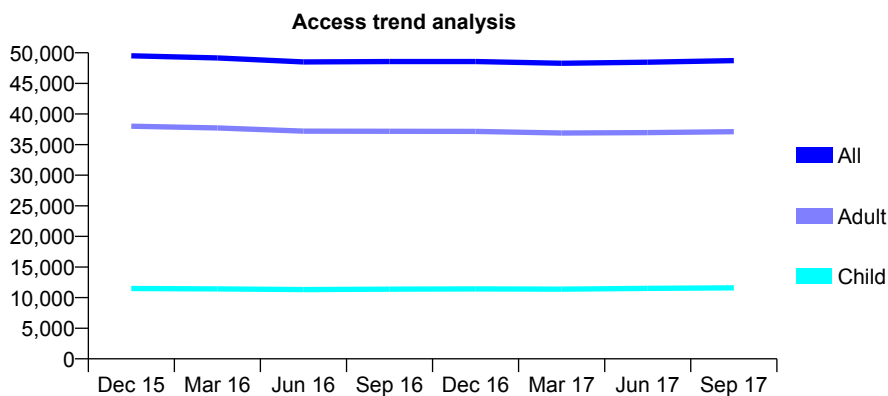
## Q56 - Vital Signs At a Glance Contract Report for 101370/0004 - September 2017

Name or company name	Petrie Tucker and Partners Ltd
Contract type name	GDS Contract
Purpose of contract	General
Contract start date	01/04/2006
Contract end date	

17/18 Contracted general activity (UDA)	144,576
Carry forward general activity (UDA)	0
17/18 Contracted orthodontic activity (UOA)	0
Carry forward orthodontic activity (UOA)	0
Baseline contract value	£3,742,506.98

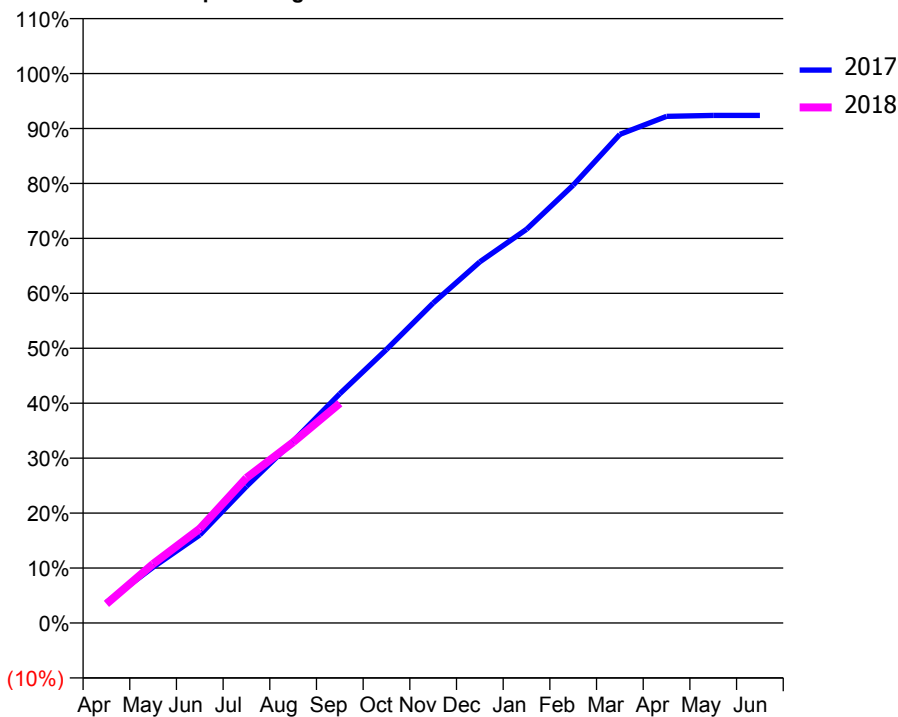
### ACCESS\*

Patients seen in 24 months	Total	Change since previous quarter
Quarter ending September 2016	48,565	
Quarter ending December 2016	48,576	→
Quarter ending March 2017	48,290	→
Quarter ending June 2017	48,472	→
Quarter ending September 2017	48,724	→
<b>Variance since September 2016</b>	<b>0.3%</b>	<b>→</b>



### ACTIVITY

Cumulative percentage of contracted UDA delivered 2017 & 2018



Month	Adjusted Scheduled Activity (UDA)	
	2017	2018
April	5,425	5,041
May	14,666	15,543
June	23,170	24,823
July	35,949	38,197
August	47,852	47,557
September	60,326	57,797
October	71,976	
November	84,197	
December	95,034	
January	103,578	
February	115,201	
March	128,580	
April	133,292	
May	133,532	
June	133,545	

### QUALITY

	Quantity	Base Number	Contract	AT	Region	England
% of FP17s for the same patient ID Re-attending within 3 months - Children	473	8,368	5.7%	10.9%	11.6%	11.9%
% of FP17s for the same patient ID Re-attending within 3 months - Adults	2,308	23,242	9.9%	14.5%	15.2%	15.9%
% of FP17s for the same patient ID Re-attending between 3 & 9 months - Children	5,214	8,368	62.3%	59.2%	59.1%	58.1%
% of FP17s for the same patient ID Re-attending between 3 & 9 months - Adults	12,004	23,242	51.6%	48.7%	51.7%	50.6%
% of FP17s for Band 1 Urgent Courses	1,150	29,399	3.9%	9.2%	8.0%	9.1%
% of FP17s Relating to Free Repair or Replacements	154	29,399	0.5%	0.8%	0.8%	0.8%
% of FP17s Relating to Continuations	500	29,399	1.7%	1.1%	1.0%	1.1%
% of Patients satisfied with the dentistry they have received	85	95	89.5%	91.6%	91.5%	91.4%
% of Patients satisfied with the time they had to wait for an appointment	87	95	91.6%	86.8%	88.2%	87.7%

\* This is based on patients treated on this contract for their most recent course of treatment. Figures in italics indicate the base number of FP17s or Patient Questionnaire responses are less than 100. N/A is shown where the base number of responses is less than 10 during the period. % is calculated as Quantity/Base number\*100

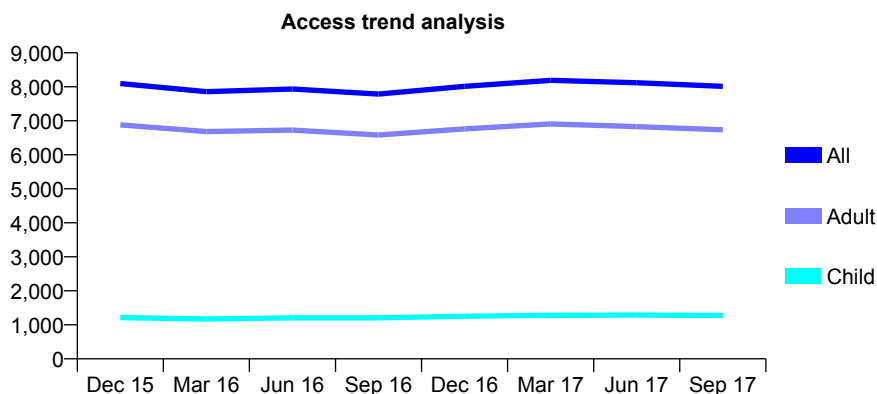
## Q56 - Vital Signs At a Glance Contract Report for 101435/0009 - September 2017

Name or company name	IDH Limited
Contract type name	GDS Contract
Purpose of contract	General
Contract start date	01/04/2006
Contract end date	

17/18 Contracted general activity (UDA)	25,917
Carry forward general activity (UDA)	0
17/18 Contracted orthodontic activity (UOA)	0
Carry forward orthodontic activity (UOA)	0
Baseline contract value	£567,331.05

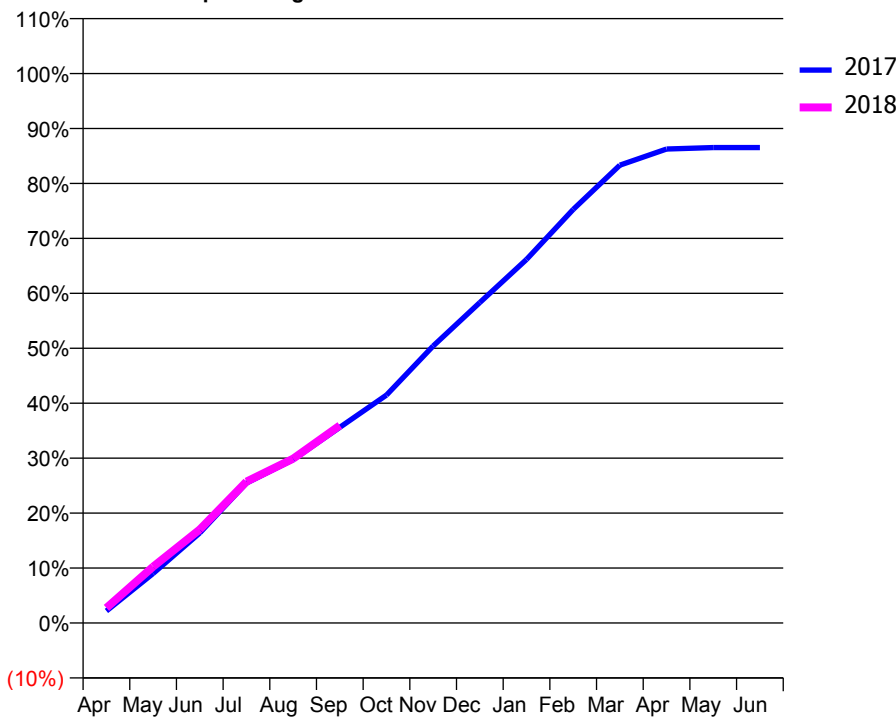
### ACCESS\*

Patients seen in 24 months	Total	Change since previous quarter
Quarter ending September 2016	7,788	
Quarter ending December 2016	8,014	↑
Quarter ending March 2017	8,189	↑
Quarter ending June 2017	8,118	→
Quarter ending September 2017	8,014	↓
<b>Variance since September 2016</b>	<b>2.9%</b>	<b>↑</b>



### ACTIVITY

Cumulative percentage of contracted UDA delivered 2017 & 2018



Month	Adjusted Scheduled Activity (UDA)	
	2017	2018
April	571	716
May	2,336	2,654
June	4,246	4,411
July	6,598	6,673
August	7,705	7,752
September	9,230	9,320
October	10,750	
November	13,067	
December	15,114	
January	17,148	
February	19,506	
March	21,596	
April	22,354	
May	22,425	
June	22,425	

### QUALITY

	Quantity	Base Number	Contract	AT	Region	England
% of FP17s for the same patient ID Re-attending within 3 months - Children	68	823	8.3%	10.9%	11.6%	11.9%
% of FP17s for the same patient ID Re-attending within 3 months - Adults	653	3,979	16.4%	14.5%	15.2%	15.9%
% of FP17s for the same patient ID Re-attending between 3 & 9 months - Children	439	823	53.3%	59.2%	59.1%	58.1%
% of FP17s for the same patient ID Re-attending between 3 & 9 months - Adults	1,582	3,979	39.8%	48.7%	51.7%	50.6%
% of FP17s for Band 1 Urgent Courses	342	4,427	7.7%	9.2%	8.0%	9.1%
% of FP17s Relating to Free Repair or Replacements	23	4,427	0.5%	0.8%	0.8%	0.8%
% of FP17s Relating to Continuations	167	4,427	3.8%	1.1%	1.0%	1.1%
% of Patients satisfied with the dentistry they have received	12	14	85.7%	91.6%	91.5%	91.4%
% of Patients satisfied with the time they had to wait for an appointment	11	14	78.6%	86.8%	88.2%	87.7%

\* This is based on patients treated on this contract for their most recent course of treatment. Figures in italics indicate the base number of FP17s or Patient Questionnaire responses are less than 100. N/A is shown where the base number of responses is less than 10 during the period. % is calculated as Quantity/Base number\*100



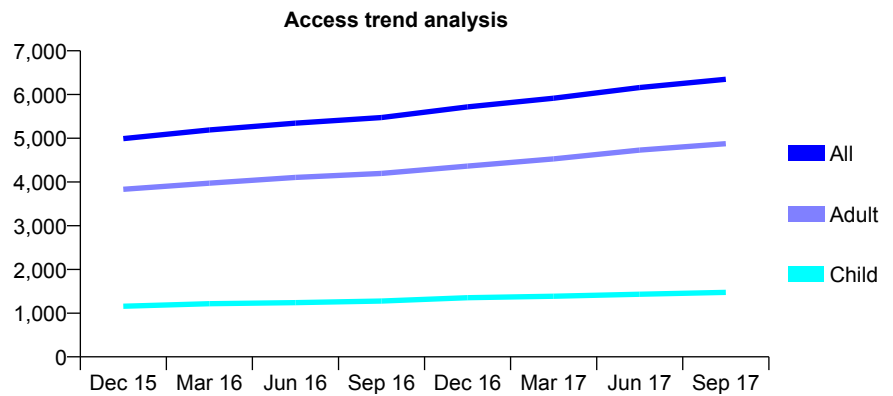
## Q56 - Vital Signs At a Glance Contract Report for 101435/0010 - September 2017

Name or company name	IDH Limited
Contract type name	GDS Contract
Purpose of contract	General
Contract start date	01/04/2006
Contract end date	

17/18 Contracted general activity (UDA)	21,213
Carry forward general activity (UDA)	0
17/18 Contracted orthodontic activity (UOA)	0
Carry forward orthodontic activity (UOA)	0
Baseline contract value	£616,013.29

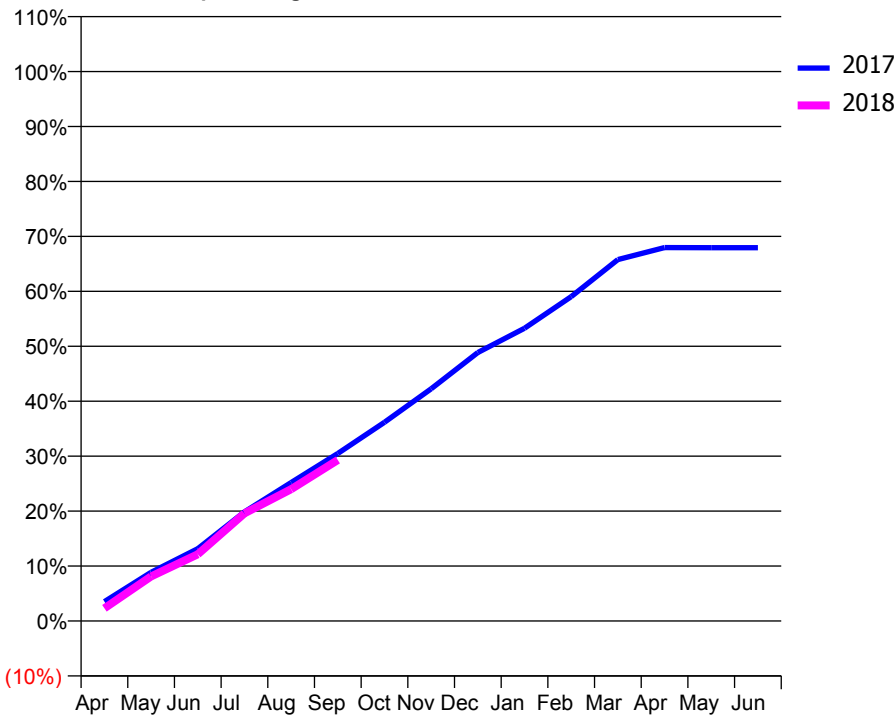
### ACCESS\*

Patients seen in 24 months	Total	Change since previous quarter
Quarter ending September 2016	5,472	
Quarter ending December 2016	5,717	↑
Quarter ending March 2017	5,916	↑
Quarter ending June 2017	6,161	↑
Quarter ending September 2017	6,349	↑
<b>Variance since September 2016</b>	<b>16.0%</b>	<b>↑</b>



### ACTIVITY

Cumulative percentage of contracted UDA delivered 2017 & 2018



Month	Adjusted Scheduled Activity (UDA)	
	2017	2018
April	748	490
May	1,883	1,721
June	2,794	2,578
July	4,212	4,158
August	5,346	5,087
September	6,470	6,216
October	7,674	
November	8,966	
December	10,364	
January	11,302	
February	12,520	
March	13,954	
April	14,415	
May	14,412	
June	14,412	

### QUALITY

	Quantity	Base Number	Contract	AT	Region	England
% of FP17s for the same patient ID Re-attending within 3 months - Children	52	865	6.0%	10.9%	11.6%	11.9%
% of FP17s for the same patient ID Re-attending within 3 months - Adults	285	2,615	10.9%	14.5%	15.2%	15.9%
% of FP17s for the same patient ID Re-attending between 3 & 9 months - Children	369	865	42.7%	59.2%	59.1%	58.1%
% of FP17s for the same patient ID Re-attending between 3 & 9 months - Adults	1,024	2,615	39.2%	48.7%	51.7%	50.6%
% of FP17s for Band 1 Urgent Courses	218	3,241	6.7%	9.2%	8.0%	9.1%
% of FP17s Relating to Free Repair or Replacements	21	3,241	0.6%	0.8%	0.8%	0.8%
% of FP17s Relating to Continuations	50	3,241	1.5%	1.1%	1.0%	1.1%
% of Patients satisfied with the dentistry they have received	5	8	N/A	91.6%	91.5%	91.4%
% of Patients satisfied with the time they had to wait for an appointment	8	8	N/A	86.8%	88.2%	87.7%

\* This is based on patients treated on this contract for their most recent course of treatment. Figures in italics indicate the base number of FP17s or Patient Questionnaire responses are less than 100. N/A is shown where the base number of responses is less than 10 during the period. % is calculated as Quantity/Base number\*100

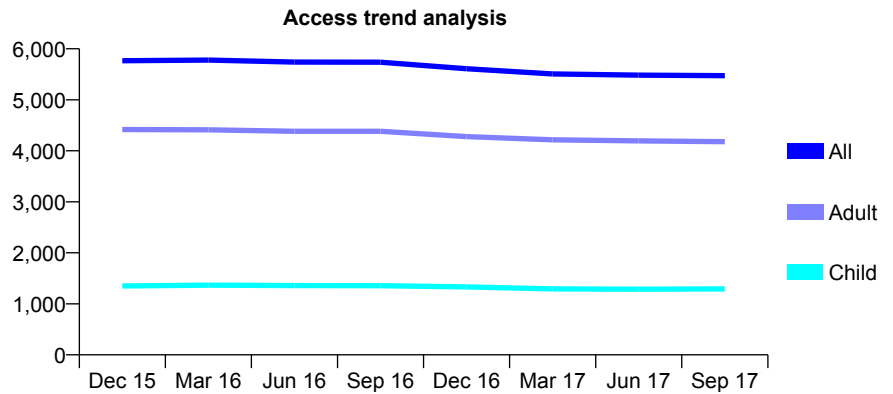
## Q56 - Vital Signs At a Glance Contract Report for 101435/0011 - September 2017

Name or company name	IDH Limited
Contract type name	GDS Contract
Purpose of contract	General
Contract start date	01/04/2006
Contract end date	

17/18 Contracted general activity (UDA)	15,130
Carry forward general activity (UDA)	0
17/18 Contracted orthodontic activity (UOA)	0
Carry forward orthodontic activity (UOA)	0
Baseline contract value	£342,826.75

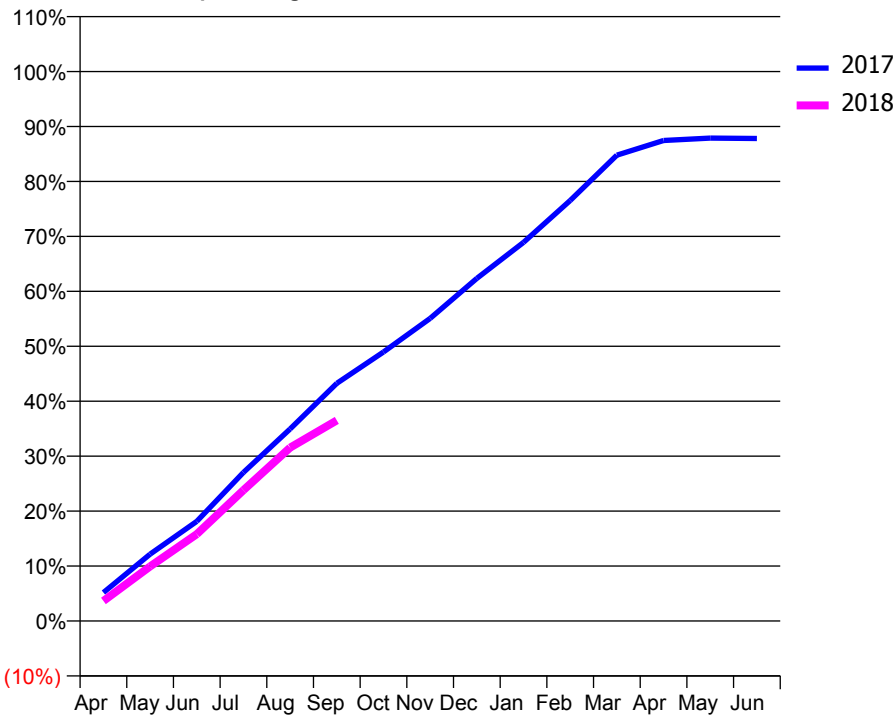
### ACCESS\*

Patients seen in 24 months	Total	Change since previous quarter
Quarter ending September 2016	5,738	
Quarter ending December 2016	5,610	↓
Quarter ending March 2017	5,508	↓
Quarter ending June 2017	5,483	→
Quarter ending September 2017	5,474	→
<b>Variance since September 2016</b>	<b>(4.6%)</b>	<b>↓</b>



### ACTIVITY

Cumulative percentage of contracted UDA delivered 2017 & 2018



Month	Adjusted Scheduled Activity (UDA)	
	2017	2018
April	783	553
May	1,842	1,503
June	2,746	2,393
July	4,092	3,603
August	5,288	4,776
September	6,543	5,522
October	7,408	
November	8,331	
December	9,432	
January	10,425	
February	11,578	
March	12,827	
April	13,231	
May	13,297	
June	13,286	

### QUALITY

	Quantity	Base Number	Contract	AT	Region	England
% of FP17s for the same patient ID Re-attending within 3 months - Children	22	857	2.6%	10.9%	11.6%	11.9%
% of FP17s for the same patient ID Re-attending within 3 months - Adults	123	2,322	5.3%	14.5%	15.2%	15.9%
% of FP17s for the same patient ID Re-attending between 3 & 9 months - Children	541	857	63.1%	59.2%	59.1%	58.1%
% of FP17s for the same patient ID Re-attending between 3 & 9 months - Adults	708	2,322	30.5%	48.7%	51.7%	50.6%
% of FP17s for Band 1 Urgent Courses	111	2,954	3.8%	9.2%	8.0%	9.1%
% of FP17s Relating to Free Repair or Replacements	14	2,954	0.5%	0.8%	0.8%	0.8%
% of FP17s Relating to Continuations	24	2,954	0.8%	1.1%	1.0%	1.1%
% of Patients satisfied with the dentistry they have received	12	13	92.3%	91.6%	91.5%	91.4%
% of Patients satisfied with the time they had to wait for an appointment	12	13	92.3%	86.8%	88.2%	87.7%

\* This is based on patients treated on this contract for their most recent course of treatment. Figures in italics indicate the base number of FP17s or Patient Questionnaire responses are less than 100. N/A is shown where the base number of responses is less than 10 during the period. % is calculated as Quantity/Base number\*100

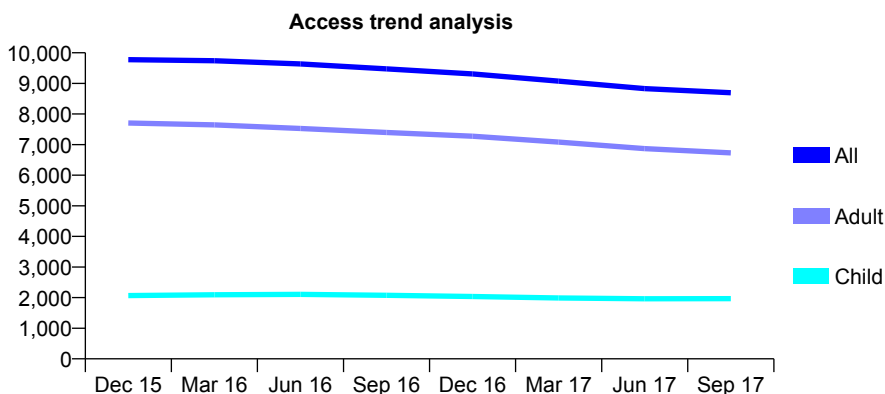
## Q56 - Vital Signs At a Glance Contract Report for 101435/0017 - September 2017

Name or company name	IDH Limited
Contract type name	GDS Contract
Purpose of contract	General
Contract start date	01/04/2006
Contract end date	

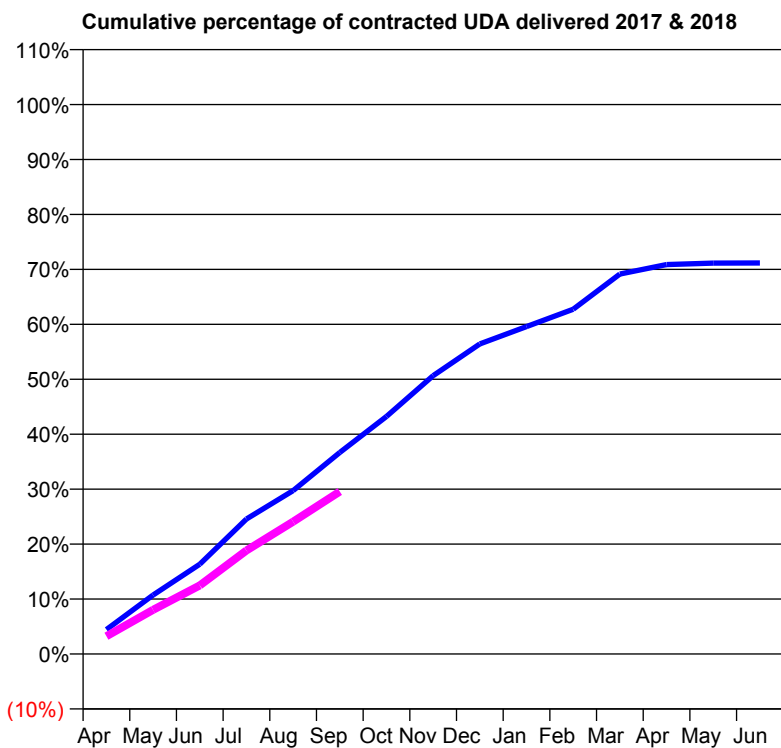
17/18 Contracted general activity (UDA)	34,178
Carry forward general activity (UDA)	0
17/18 Contracted orthodontic activity (UOA)	0
Carry forward orthodontic activity (UOA)	0
Baseline contract value	£757,177.68

### ACCESS\*

Patients seen in 24 months	Total	Change since previous quarter
Quarter ending September 2016	9,473	
Quarter ending December 2016	9,311	↓
Quarter ending March 2017	9,072	↓
Quarter ending June 2017	8,829	↓
Quarter ending September 2017	8,696	↓
<b>Variance since September 2016</b>	<b>(8.2%)</b>	<b>↓</b>



### ACTIVITY



Month	Adjusted Scheduled Activity (UDA)	
	2017	2018
April	1,520	1,109
May	3,670	2,751
June	5,582	4,264
July	8,398	6,436
August	10,166	8,229
September	12,535	10,108
October	14,773	
November	17,317	
December	19,289	
January	20,366	
February	21,442	
March	23,637	
April	24,222	
May	24,311	
June	24,318	

### QUALITY

	Quantity	Base Number	Contract	AT	Region	England
% of FP17s for the same patient ID Re-attending within 3 months - Children	56	1,243	4.5%	10.9%	11.6%	11.9%
% of FP17s for the same patient ID Re-attending within 3 months - Adults	396	4,089	9.7%	14.5%	15.2%	15.9%
% of FP17s for the same patient ID Re-attending between 3 & 9 months - Children	548	1,243	44.1%	59.2%	59.1%	58.1%
% of FP17s for the same patient ID Re-attending between 3 & 9 months - Adults	1,940	4,089	47.4%	48.7%	51.7%	50.6%
% of FP17s for Band 1 Urgent Courses	165	5,030	3.3%	9.2%	8.0%	9.1%
% of FP17s Relating to Free Repair or Replacements	31	5,030	0.6%	0.8%	0.8%	0.8%
% of FP17s Relating to Continuations	67	5,030	1.3%	1.1%	1.0%	1.1%
% of Patients satisfied with the dentistry they have received	14	15	93.3%	91.6%	91.5%	91.4%
% of Patients satisfied with the time they had to wait for an appointment	12	15	80.0%	86.8%	88.2%	87.7%

\* This is based on patients treated on this contract for their most recent course of treatment. Figures in italics indicate the base number of FP17s or Patient Questionnaire responses are less than 100. N/A is shown where the base number of responses is less than 10 during the period. % is calculated as Quantity/Base number\*100

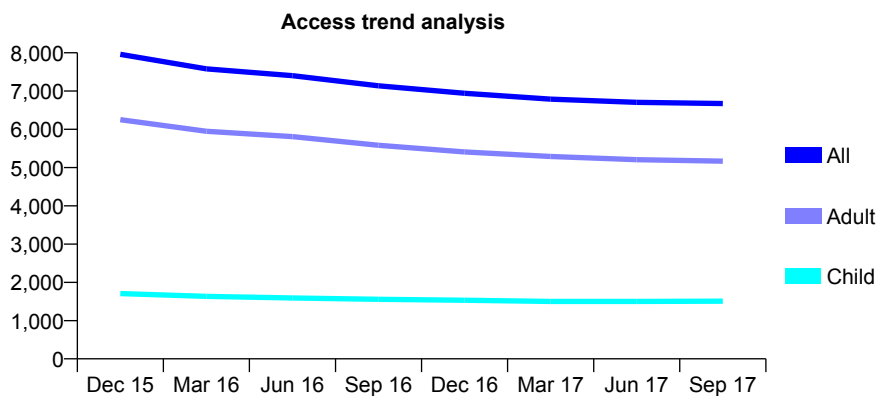
## Q56 - Vital Signs At a Glance Contract Report for 101435/0067 - September 2017

Name or company name	IDH Limited
Contract type name	GDS Contract
Purpose of contract	General
Contract start date	19/07/2007
Contract end date	

17/18 Contracted general activity (UDA)	23,462
Carry forward general activity (UDA)	0
17/18 Contracted orthodontic activity (UOA)	0
Carry forward orthodontic activity (UOA)	0
Baseline contract value	£702,088.10

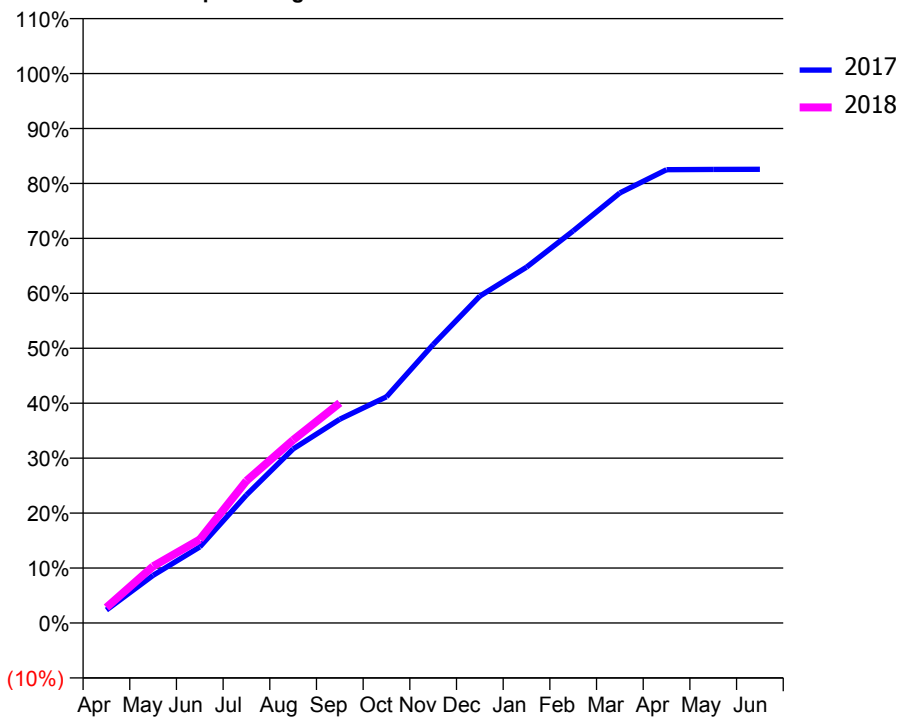
### ACCESS\*

Patients seen in 24 months	Total	Change since previous quarter
Quarter ending September 2016	7,136	
Quarter ending December 2016	6,942	↓
Quarter ending March 2017	6,788	↓
Quarter ending June 2017	6,705	↓
Quarter ending September 2017	6,675	→
<b>Variance since September 2016</b>	<b>(6.5%)</b>	<b>↓</b>



### ACTIVITY

Cumulative percentage of contracted UDA delivered 2017 & 2018



Adjusted Scheduled Activity (UDA)

Month	2017	2018
April	556	661
May	2,033	2,421
June	3,250	3,567
July	5,467	6,070
August	7,434	7,812
September	8,703	9,399
October	9,660	
November	11,891	
December	13,958	
January	15,192	
February	16,745	
March	18,366	
April	19,353	
May	19,367	
June	19,370	

### QUALITY

	Quantity	Base Number	Contract	AT	Region	England
% of FP17s for the same patient ID Re-attending within 3 months - Children	60	1,028	5.8%	10.9%	11.6%	11.9%
% of FP17s for the same patient ID Re-attending within 3 months - Adults	479	3,142	15.2%	14.5%	15.2%	15.9%
% of FP17s for the same patient ID Re-attending between 3 & 9 months - Children	536	1,028	52.1%	59.2%	59.1%	58.1%
% of FP17s for the same patient ID Re-attending between 3 & 9 months - Adults	1,113	3,142	35.4%	48.7%	51.7%	50.6%
% of FP17s for Band 1 Urgent Courses	381	3,813	10.0%	9.2%	8.0%	9.1%
% of FP17s Relating to Free Repair or Replacements	11	3,813	0.3%	0.8%	0.8%	0.8%
% of FP17s Relating to Continuations	100	3,813	2.6%	1.1%	1.0%	1.1%
% of Patients satisfied with the dentistry they have received	13	16	81.3%	91.6%	91.5%	91.4%
% of Patients satisfied with the time they had to wait for an appointment	14	16	87.5%	86.8%	88.2%	87.7%

\* This is based on patients treated on this contract for their most recent course of treatment. Figures in italics indicate the base number of FP17s or Patient Questionnaire responses are less than 100. N/A is shown where the base number of responses is less than 10 during the period. % is calculated as Quantity/Base number\*100

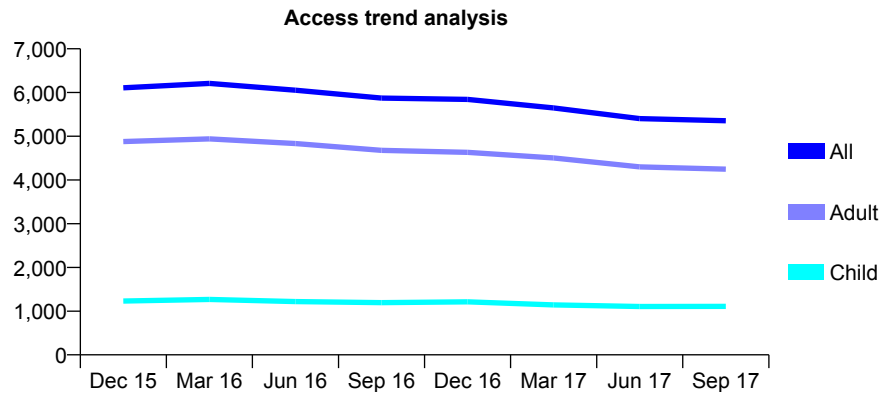
## Q56 - Vital Signs At a Glance Contract Report for 101435/0099 - September 2017

Name or company name	IDH Limited
Contract type name	GDS Contract
Purpose of contract	General
Contract start date	01/06/2008
Contract end date	

17/18 Contracted general activity (UDA)	18,600
Carry forward general activity (UDA)	0
17/18 Contracted orthodontic activity (UOA)	0
Carry forward orthodontic activity (UOA)	0
Baseline contract value	£496,329.35

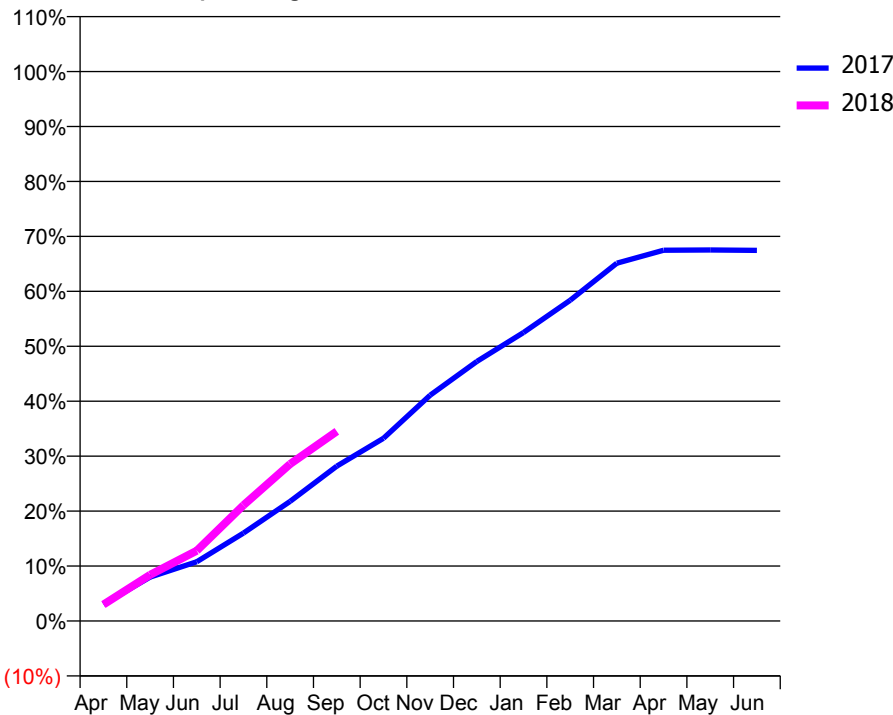
### ACCESS\*

Patients seen in 24 months	Total	Change since previous quarter
Quarter ending September 2016	5,872	
Quarter ending December 2016	5,843	→
Quarter ending March 2017	5,646	↓
Quarter ending June 2017	5,403	↓
Quarter ending September 2017	5,355	→
<b>Variance since September 2016</b>	<b>(8.8%)</b>	<b>↓</b>



### ACTIVITY

Cumulative percentage of contracted UDA delivered 2017 & 2018



Month	Adjusted Scheduled Activity (UDA)	
	2017	2018
April	566	556
May	1,488	1,563
June	2,007	2,381
July	2,976	3,919
August	4,051	5,315
September	5,243	6,421
October	6,186	
November	7,642	
December	8,784	
January	9,765	
February	10,858	
March	12,112	
April	12,548	
May	12,558	
June	12,546	

### QUALITY

	Quantity	Base Number	Contract	AT	Region	England
% of FP17s for the same patient ID Re-attending within 3 months - Children	21	732	2.9%	10.9%	11.6%	11.9%
% of FP17s for the same patient ID Re-attending within 3 months - Adults	163	2,217	7.4%	14.5%	15.2%	15.9%
% of FP17s for the same patient ID Re-attending between 3 & 9 months - Children	357	732	48.8%	59.2%	59.1%	58.1%
% of FP17s for the same patient ID Re-attending between 3 & 9 months - Adults	840	2,217	37.9%	48.7%	51.7%	50.6%
% of FP17s for Band 1 Urgent Courses	111	2,791	4.0%	9.2%	8.0%	9.1%
% of FP17s Relating to Free Repair or Replacements	12	2,791	0.4%	0.8%	0.8%	0.8%
% of FP17s Relating to Continuations	30	2,791	1.1%	1.1%	1.0%	1.1%
% of Patients satisfied with the dentistry they have received	9	9	N/A	91.6%	91.5%	91.4%
% of Patients satisfied with the time they had to wait for an appointment	8	9	N/A	86.8%	88.2%	87.7%

\* This is based on patients treated on this contract for their most recent course of treatment. Figures in italics indicate the base number of FP17s or Patient Questionnaire responses are less than 100. N/A is shown where the base number of responses is less than 10 during the period. % is calculated as Quantity/Base number\*100

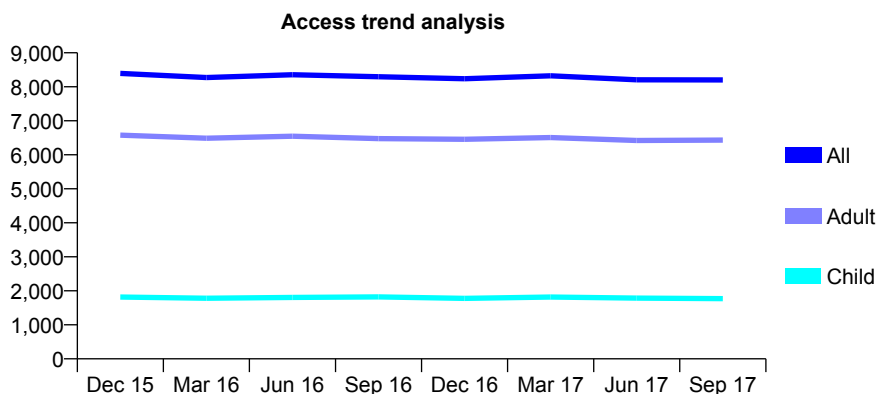
## Q56 - Vital Signs At a Glance Contract Report for 101435/0100 - September 2017

Name or company name	IDH Limited
Contract type name	GDS Contract
Purpose of contract	General
Contract start date	01/06/2008
Contract end date	

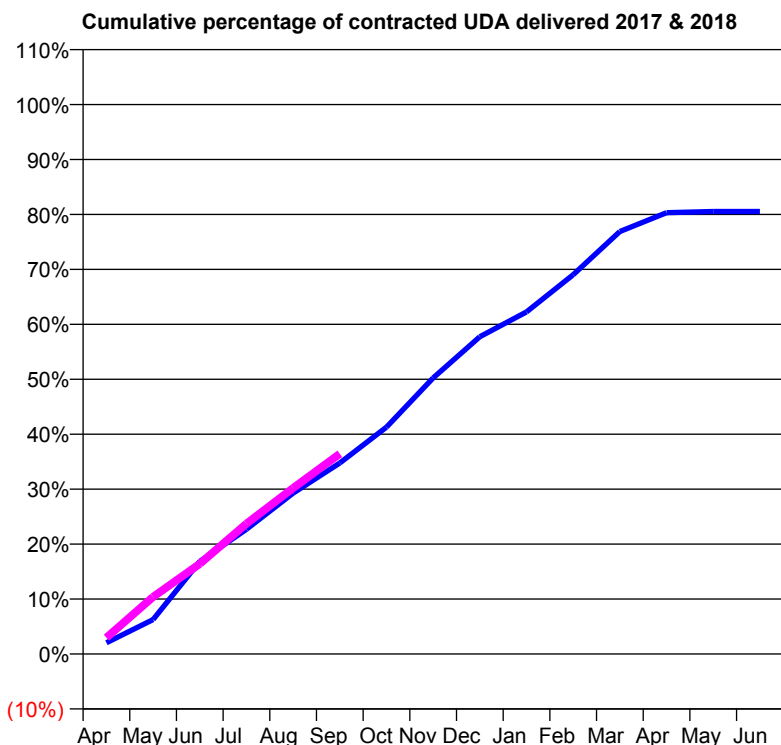
17/18 Contracted general activity (UDA)	22,891
Carry forward general activity (UDA)	0
17/18 Contracted orthodontic activity (UOA)	0
Carry forward orthodontic activity (UOA)	0
Baseline contract value	£556,249.80

### ACCESS\*

Patients seen in 24 months	Total	Change since previous quarter
Quarter ending September 2016	8,298	
Quarter ending December 2016	8,236	→
Quarter ending March 2017	8,324	→
Quarter ending June 2017	8,207	↓
Quarter ending September 2017	8,201	→
<b>Variance since September 2016</b>	<b>(1.2%)</b>	<b>↓</b>



### ACTIVITY



Month	2017	2018
April	469	680
May	1,434	2,378
June	3,856	3,761
July	5,195	5,430
August	6,704	6,912
September	7,955	8,338
October	9,453	
November	11,504	
December	13,220	
January	14,252	
February	15,802	
March	17,603	
April	18,383	
May	18,432	
June	18,433	

### QUALITY

	Quantity	Base Number	Contract	AT	Region	England
% of FP17s for the same patient ID Re-attending within 3 months - Children	61	1,206	5.1%	10.9%	11.6%	11.9%
% of FP17s for the same patient ID Re-attending within 3 months - Adults	524	3,673	14.3%	14.5%	15.2%	15.9%
% of FP17s for the same patient ID Re-attending between 3 & 9 months - Children	675	1,206	56.0%	59.2%	59.1%	58.1%
% of FP17s for the same patient ID Re-attending between 3 & 9 months - Adults	1,126	3,673	30.7%	48.7%	51.7%	50.6%
% of FP17s for Band 1 Urgent Courses	140	4,536	3.1%	9.2%	8.0%	9.1%
% of FP17s Relating to Free Repair or Replacements	42	4,536	0.9%	0.8%	0.8%	0.8%
% of FP17s Relating to Continuations	166	4,536	3.7%	1.1%	1.0%	1.1%
% of Patients satisfied with the dentistry they have received	9	12	75.0%	91.6%	91.5%	91.4%
% of Patients satisfied with the time they had to wait for an appointment	6	12	50.0%	86.8%	88.2%	87.7%

\* This is based on patients treated on this contract for their most recent course of treatment. Figures in italics indicate the base number of FP17s or Patient Questionnaire responses are less than 100. N/A is shown where the base number of responses is less than 10 during the period. % is calculated as Quantity/Base number\*100

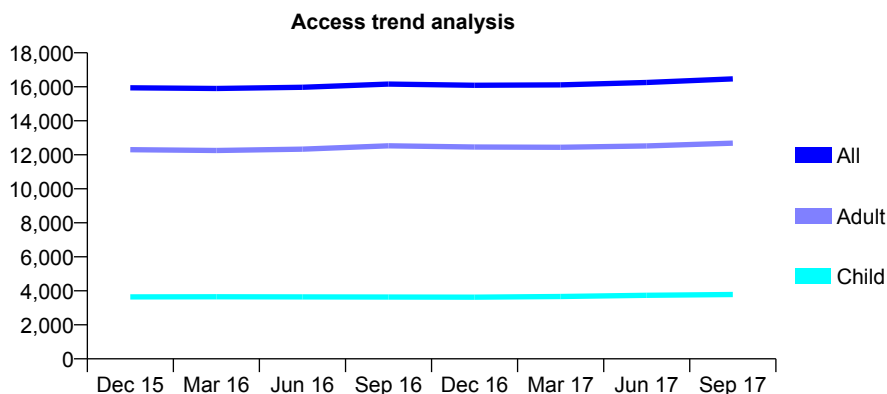
## Q56 - Vital Signs At a Glance Contract Report for 101435/0114 - September 2017

Name or company name	IDH Limited
Contract type name	GDS Contract
Purpose of contract	General
Contract start date	01/09/2008
Contract end date	

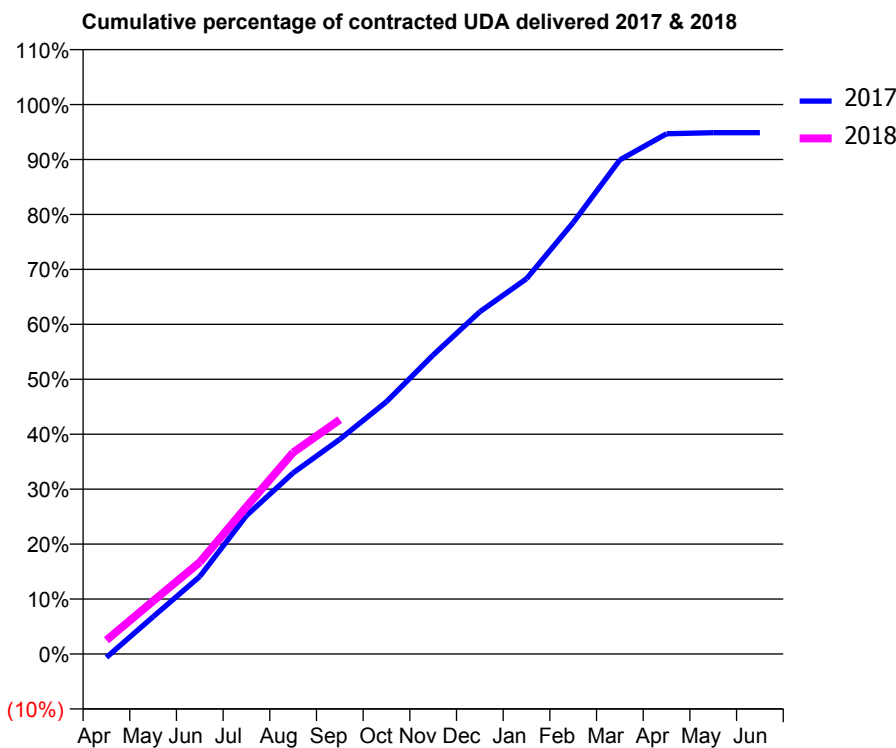
17/18 Contracted general activity (UDA)	41,000
Carry forward general activity (UDA)	0
17/18 Contracted orthodontic activity (UOA)	0
Carry forward orthodontic activity (UOA)	0
Baseline contract value	£1,101,597.06

### ACCESS\*

Patients seen in 24 months	Total	Change since previous quarter
Quarter ending September 2016	16,164	
Quarter ending December 2016	16,091	→
Quarter ending March 2017	16,115	→
Quarter ending June 2017	16,257	→
Quarter ending September 2017	16,470	→
<b>Variance since September 2016</b>	<b>1.9%</b>	<b>→</b>



### ACTIVITY



Month	Adjusted Scheduled Activity (UDA)	
	2017	2018
April	-265	1,033
May	2,782	3,954
June	5,782	6,848
July	10,336	10,991
August	13,521	15,034
September	16,022	17,481
October	18,826	
November	22,312	
December	25,536	
January	27,998	
February	32,191	
March	36,868	
April	38,820	
May	38,897	
June	38,900	

### QUALITY

	Quantity	Base Number	Contract	AT	Region	England
% of FP17s for the same patient ID Re-attending within 3 months - Children	162	2,695	6.0%	10.9%	11.6%	11.9%
% of FP17s for the same patient ID Re-attending within 3 months - Adults	874	6,996	12.5%	14.5%	15.2%	15.9%
% of FP17s for the same patient ID Re-attending between 3 & 9 months - Children	1,429	2,695	53.0%	59.2%	59.1%	58.1%
% of FP17s for the same patient ID Re-attending between 3 & 9 months - Adults	2,572	6,996	36.8%	48.7%	51.7%	50.6%
% of FP17s for Band 1 Urgent Courses	592	8,916	6.6%	9.2%	8.0%	9.1%
% of FP17s Relating to Free Repair or Replacements	52	8,916	0.6%	0.8%	0.8%	0.8%
% of FP17s Relating to Continuations	202	8,916	2.3%	1.1%	1.0%	1.1%
% of Patients satisfied with the dentistry they have received	27	28	96.4%	91.6%	91.5%	91.4%
% of Patients satisfied with the time they had to wait for an appointment	26	28	92.9%	86.8%	88.2%	87.7%

\* This is based on patients treated on this contract for their most recent course of treatment. Figures in italics indicate the base number of FP17s or Patient Questionnaire responses are less than 100. N/A is shown where the base number of responses is less than 10 during the period. % is calculated as Quantity/Base number\*100

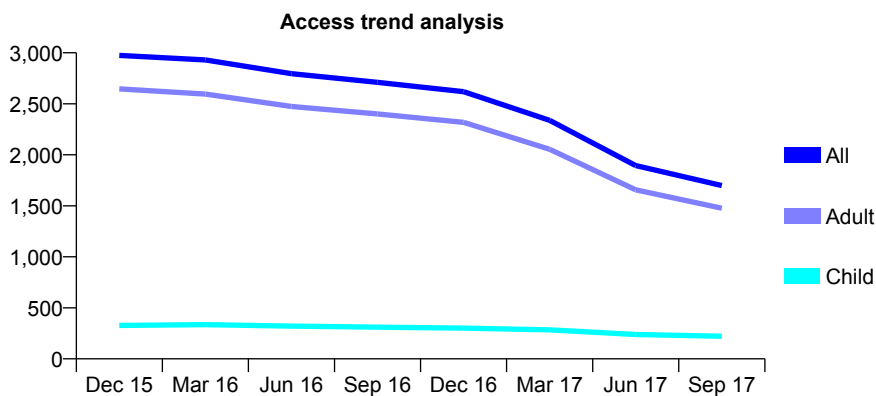
## Q56 - Vital Signs At a Glance Contract Report for 101478/0001 - September 2017

Name or company name	CAMBRIDGE UNIVERSITY
Contract type name	PDS Contract
Purpose of contract	General
Contract start date	01/04/2006
Contract end date	31/03/2018

17/18 Contracted general activity (UDA)	3,878
Carry forward general activity (UDA)	0
17/18 Contracted orthodontic activity (UOA)	0
Carry forward orthodontic activity (UOA)	0
Baseline contract value	£108,269.21

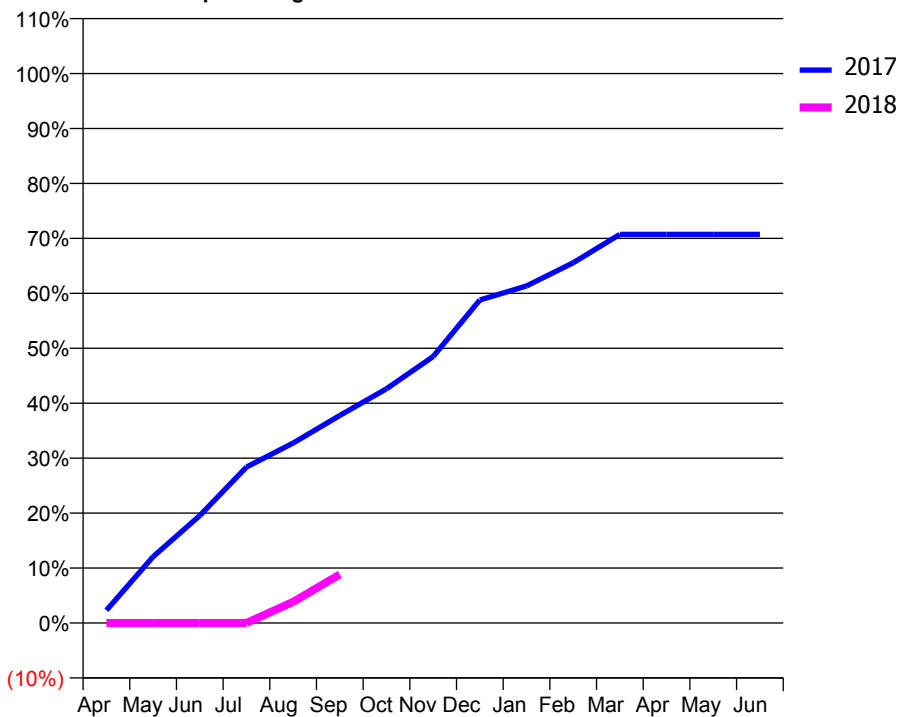
### ACCESS\*

Patients seen in 24 months	Total	Change since previous quarter
Quarter ending September 2016	2,710	
Quarter ending December 2016	2,619	↓
Quarter ending March 2017	2,338	↓
Quarter ending June 2017	1,895	↓
Quarter ending September 2017	1,699	↓
<b>Variance since September 2016</b>	<b>(37.3%)</b>	<b>↓</b>



### ACTIVITY

Cumulative percentage of contracted UDA delivered 2017 & 2018



Adjusted Scheduled Activity (UDA)

Month	2017	2018
April	90	0
May	469	0
June	758	0
July	1,100	0
August	1,270	149
September	1,465	343
October	1,653	
November	1,881	
December	2,280	
January	2,379	
February	2,542	
March	2,742	
April	2,742	
May	2,742	
June	2,742	

### QUALITY

	Quantity	Base Number	Contract	AT	Region	England
% of FP17s for the same patient ID Re-attending within 3 months - Children	0	51	0.0%	10.9%	11.6%	11.9%
% of FP17s for the same patient ID Re-attending within 3 months - Adults	5	124	4.0%	14.5%	15.2%	15.9%
% of FP17s for the same patient ID Re-attending between 3 & 9 months - Children	12	51	23.5%	59.2%	59.1%	58.1%
% of FP17s for the same patient ID Re-attending between 3 & 9 months - Adults	18	124	14.5%	48.7%	51.7%	50.6%
% of FP17s for Band 1 Urgent Courses	30	175	17.1%	9.2%	8.0%	9.1%
% of FP17s Relating to Free Repair or Replacements	0	175	0.0%	0.8%	0.8%	0.8%
% of FP17s Relating to Continuations	2	175	1.1%	1.1%	1.0%	1.1%
% of Patients satisfied with the dentistry they have received	0	0	N/A	91.6%	91.5%	91.4%
% of Patients satisfied with the time they had to wait for an appointment	0	0	N/A	86.8%	88.2%	87.7%

\* This is based on patients treated on this contract for their most recent course of treatment. Figures in italics indicate the base number of FP17s or Patient Questionnaire responses are less than 100. N/A is shown where the base number of responses is less than 10 during the period. % is calculated as Quantity/Base number\*100



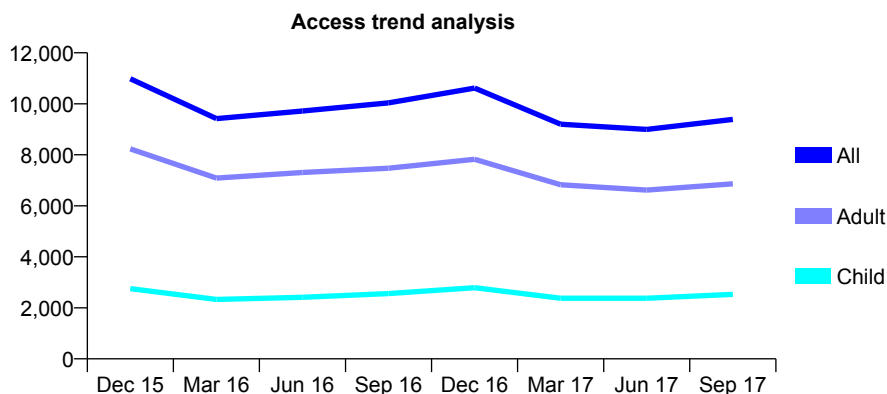
## Q56 - Vital Signs At a Glance Contract Report for 101931/0001 - September 2017

Name or company name	Townsend House Dental Surgery
Contract type name	GDS Contract
Purpose of contract	General
Contract start date	01/04/2007
Contract end date	

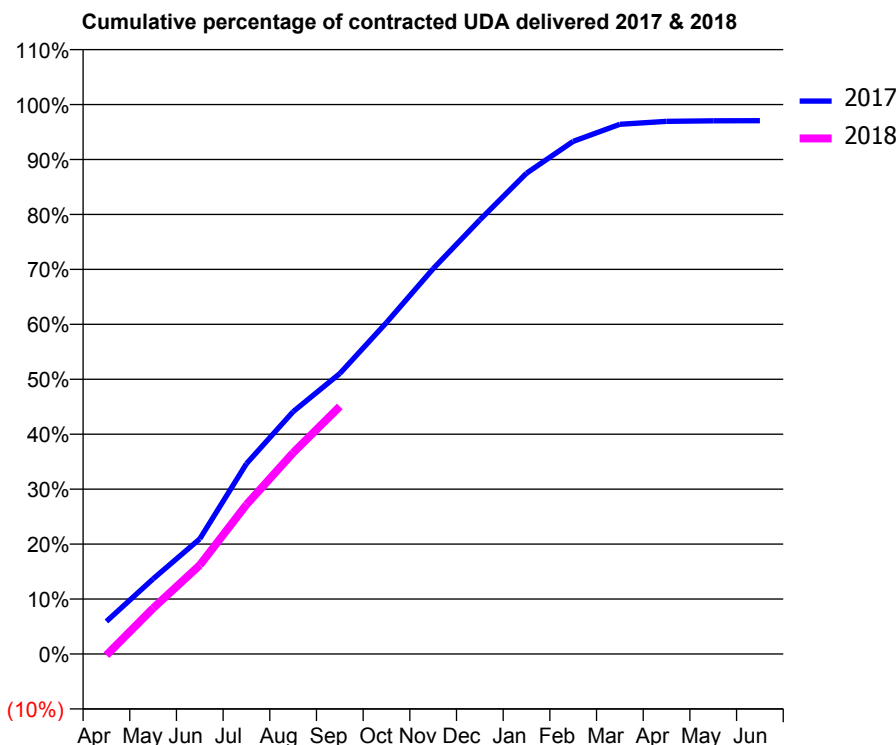
17/18 Contracted general activity (UDA)	22,500
Carry forward general activity (UDA)	661
17/18 Contracted orthodontic activity (UOA)	0
Carry forward orthodontic activity (UOA)	0
Baseline contract value	£711,143.14

### ACCESS\*

Patients seen in 24 months	Total	Change since previous quarter
Quarter ending September 2016	10,035	
Quarter ending December 2016	10,618	↑
Quarter ending March 2017	9,201	↓
Quarter ending June 2017	8,995	↓
Quarter ending September 2017	9,390	↑
<b>Variance since September 2016</b>	<b>(6.4%)</b>	<b>↓</b>



### ACTIVITY



Month	Adjusted Scheduled Activity (UDA)	
	2017	2018
April	1,332	-52
May	3,075	1,877
June	4,716	3,638
July	7,793	6,116
August	9,924	8,245
September	11,484	10,139
October	13,570	
November	15,776	
December	17,775	
January	19,684	
February	20,989	
March	21,691	
April	21,812	
May	21,833	
June	21,839	

### QUALITY

	Quantity	Base Number	Contract	AT	Region	England
% of FP17s for the same patient ID Re-attending within 3 months - Children	82	1,831	4.5%	10.9%	11.6%	11.9%
% of FP17s for the same patient ID Re-attending within 3 months - Adults	420	4,369	9.6%	14.5%	15.2%	15.9%
% of FP17s for the same patient ID Re-attending between 3 & 9 months - Children	860	1,831	47.0%	59.2%	59.1%	58.1%
% of FP17s for the same patient ID Re-attending between 3 & 9 months - Adults	2,068	4,369	47.3%	48.7%	51.7%	50.6%
% of FP17s for Band 1 Urgent Courses	550	6,101	9.0%	9.2%	8.0%	9.1%
% of FP17s Relating to Free Repair or Replacements	55	6,101	0.9%	0.8%	0.8%	0.8%
% of FP17s Relating to Continuations	34	6,101	0.6%	1.1%	1.0%	1.1%
% of Patients satisfied with the dentistry they have received	13	13	100.0%	91.6%	91.5%	91.4%
% of Patients satisfied with the time they had to wait for an appointment	12	13	92.3%	86.8%	88.2%	87.7%

\* This is based on patients treated on this contract for their most recent course of treatment. Figures in italics indicate the base number of FP17s or Patient Questionnaire responses are less than 100. N/A is shown where the base number of responses is less than 10 during the period. % is calculated as Quantity/Base number\*100

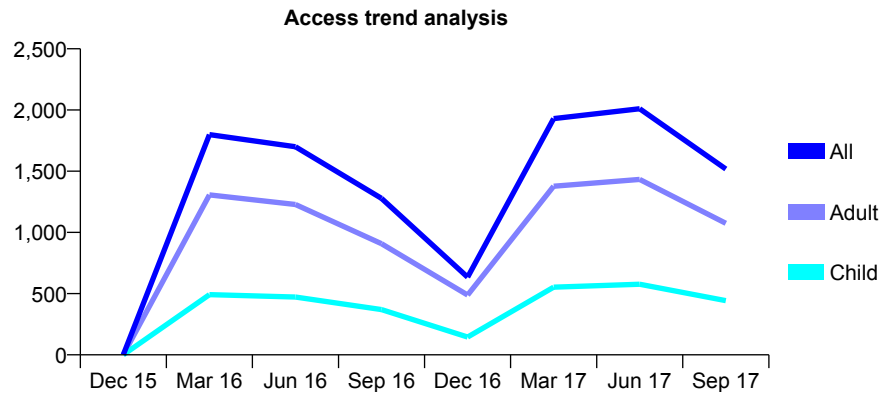
## Q56 - Vital Signs At a Glance Contract Report for 101931/0002 - September 2017

Name or company name	Townsend House Dental Surgery
Contract type name	GDS Contract
Purpose of contract	General
Contract start date	01/04/2013
Contract end date	

17/18 Contracted general activity (UDA)	3,625
Carry forward general activity (UDA)	0
17/18 Contracted orthodontic activity (UOA)	0
Carry forward orthodontic activity (UOA)	0
Baseline contract value	£98,889.39

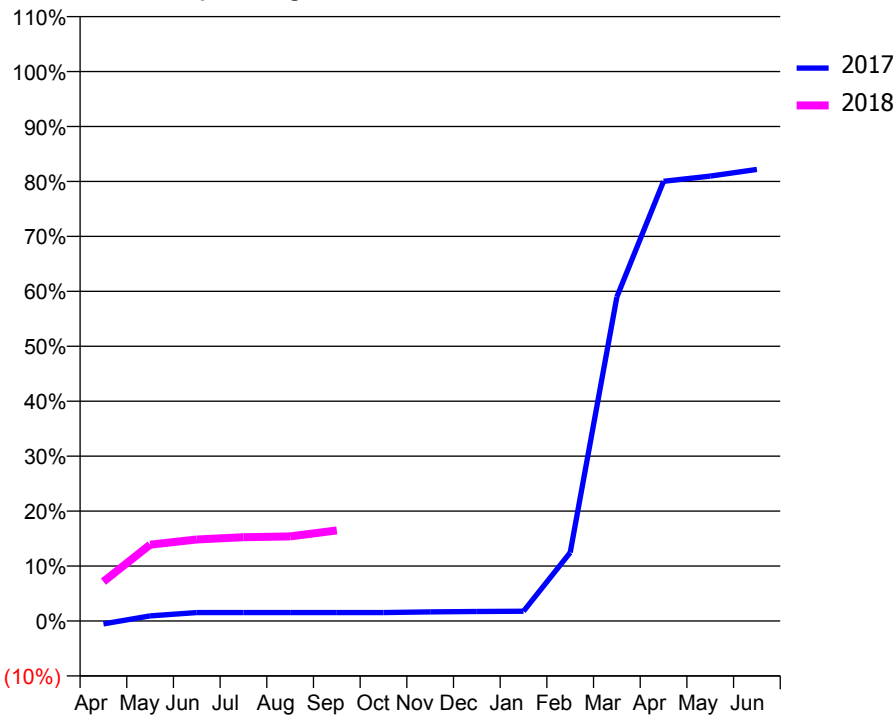
### ACCESS\*

Patients seen in 24 months	Total	Change since previous quarter
Quarter ending September 2016	1,278	
Quarter ending December 2016	634	↓
Quarter ending March 2017	1,930	↑
Quarter ending June 2017	2,010	↑
Quarter ending September 2017	1,518	↓
<b>Variance since September 2016</b>	<b>18.8%</b>	<b>↑</b>



### ACTIVITY

Cumulative percentage of contracted UDA delivered 2017 & 2018



Month	Adjusted Scheduled Activity (UDA)	
	2017	2018
April	-20	260
May	34	503
June	56	538
July	56	553
August	56	558
September	56	598
October	56	
November	60	
December	63	
January	64	
February	452	
March	2,138	
April	2,901	
May	2,935	
June	2,979	

### QUALITY

	Quantity	Base Number	Contract	AT	Region	England
% of FP17s for the same patient ID Re-attending within 3 months - Children	7	225	3.1%	10.9%	11.6%	11.9%
% of FP17s for the same patient ID Re-attending within 3 months - Adults	21	542	3.9%	14.5%	15.2%	15.9%
% of FP17s for the same patient ID Re-attending between 3 & 9 months - Children	3	225	1.3%	59.2%	59.1%	58.1%
% of FP17s for the same patient ID Re-attending between 3 & 9 months - Adults	3	542	0.6%	48.7%	51.7%	50.6%
% of FP17s for Band 1 Urgent Courses	10	298	3.4%	9.2%	8.0%	9.1%
% of FP17s Relating to Free Repair or Replacements	1	298	0.3%	0.8%	0.8%	0.8%
% of FP17s Relating to Continuations	10	298	3.4%	1.1%	1.0%	1.1%
% of Patients satisfied with the dentistry they have received	1	1	N/A	91.6%	91.5%	91.4%
% of Patients satisfied with the time they had to wait for an appointment	1	1	N/A	86.8%	88.2%	87.7%

\* This is based on patients treated on this contract for their most recent course of treatment. Figures in italics indicate the base number of FP17s or Patient Questionnaire responses are less than 100. N/A is shown where the base number of responses is less than 10 during the period. % is calculated as Quantity/Base number\*100

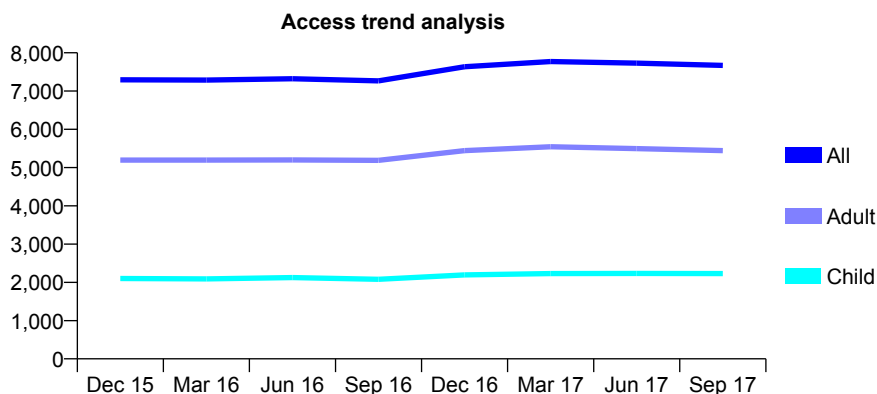
## Q56 - Vital Signs At a Glance Contract Report for 102016/0001 - September 2017

Name or company name	The Peterborough Dental Practice Partners
Contract type name	GDS Contract
Purpose of contract	General
Contract start date	01/10/2009
Contract end date	

17/18 Contracted general activity (UDA)	22,500
Carry forward general activity (UDA)	0
17/18 Contracted orthodontic activity (UOA)	0
Carry forward orthodontic activity (UOA)	0
Baseline contract value	£685,950.62

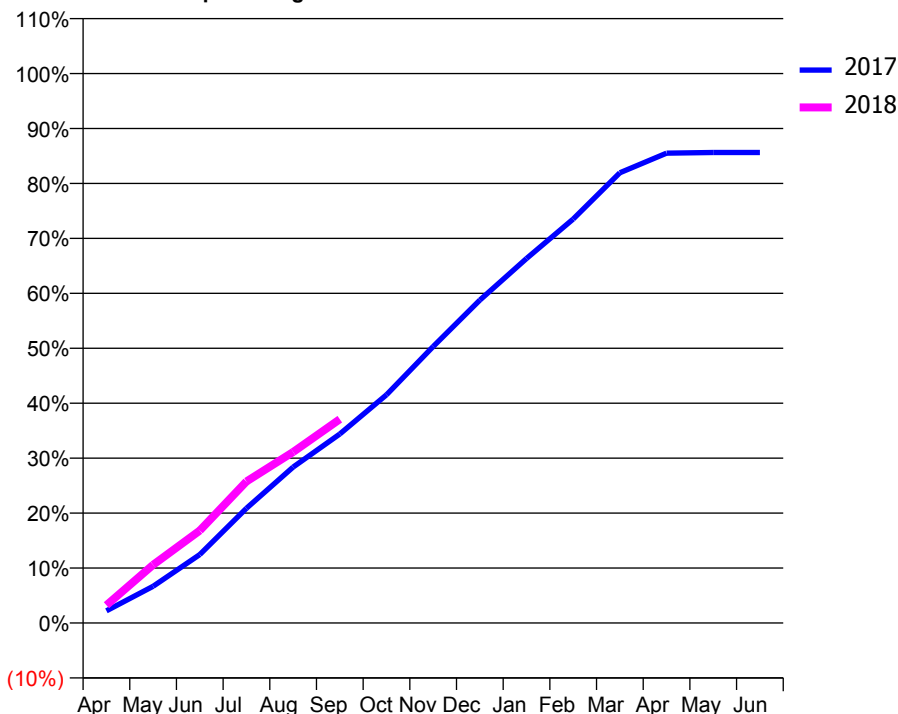
### ACCESS\*

Patients seen in 24 months	Total	Change since previous quarter
Quarter ending September 2016	7,266	
Quarter ending December 2016	7,636	↑
Quarter ending March 2017	7,771	→
Quarter ending June 2017	7,730	→
Quarter ending September 2017	7,672	→
<b>Variance since September 2016</b>	<b>5.6%</b>	<b>↑</b>



### ACTIVITY

Cumulative percentage of contracted UDA delivered 2017 & 2018



Adjusted Scheduled Activity (UDA)

Month	2017	2018
April	497	729
May	1,505	2,382
June	2,803	3,785
July	4,699	5,798
August	6,388	7,001
September	7,738	8,347
October	9,345	
November	11,323	
December	13,219	
January	14,923	
February	16,539	
March	18,438	
April	19,239	
May	19,263	
June	19,263	

### QUALITY

	Quantity	Base Number	Contract	AT	Region	England
% of FP17s for the same patient ID Re-attending within 3 months - Children	91	1,061	8.6%	10.9%	11.6%	11.9%
% of FP17s for the same patient ID Re-attending within 3 months - Adults	452	2,626	17.2%	14.5%	15.2%	15.9%
% of FP17s for the same patient ID Re-attending between 3 & 9 months - Children	310	1,061	29.2%	59.2%	59.1%	58.1%
% of FP17s for the same patient ID Re-attending between 3 & 9 months - Adults	783	2,626	29.8%	48.7%	51.7%	50.6%
% of FP17s for Band 1 Urgent Courses	371	3,426	10.8%	9.2%	8.0%	9.1%
% of FP17s Relating to Free Repair or Replacements	36	3,426	1.1%	0.8%	0.8%	0.8%
% of FP17s Relating to Continuations	100	3,426	2.9%	1.1%	1.0%	1.1%
% of Patients satisfied with the dentistry they have received	5	7	N/A	91.6%	91.5%	91.4%
% of Patients satisfied with the time they had to wait for an appointment	5	7	N/A	86.8%	88.2%	87.7%

\* This is based on patients treated on this contract for their most recent course of treatment. Figures in italics indicate the base number of FP17s or Patient Questionnaire responses are less than 100. N/A is shown where the base number of responses is less than 10 during the period. % is calculated as Quantity/Base number\*100

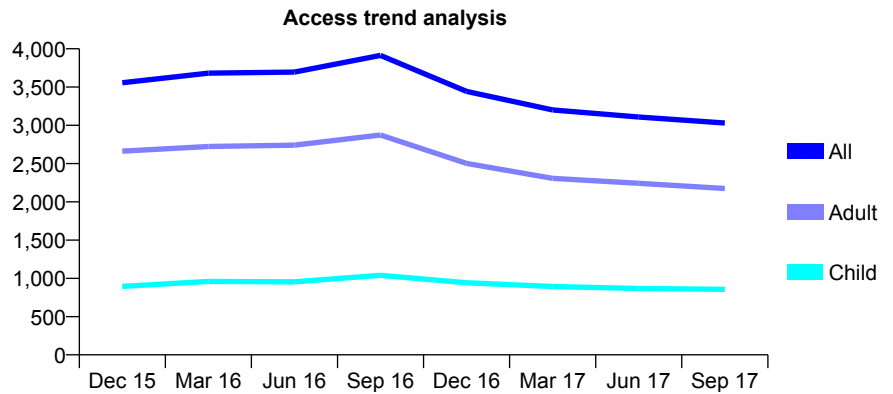
## Q56 - Vital Signs At a Glance Contract Report for 102342/0001 - September 2017

Name or company name	Beechcroft Dental Care Ltd
Contract type name	GDS Contract
Purpose of contract	General
Contract start date	01/09/2011
Contract end date	

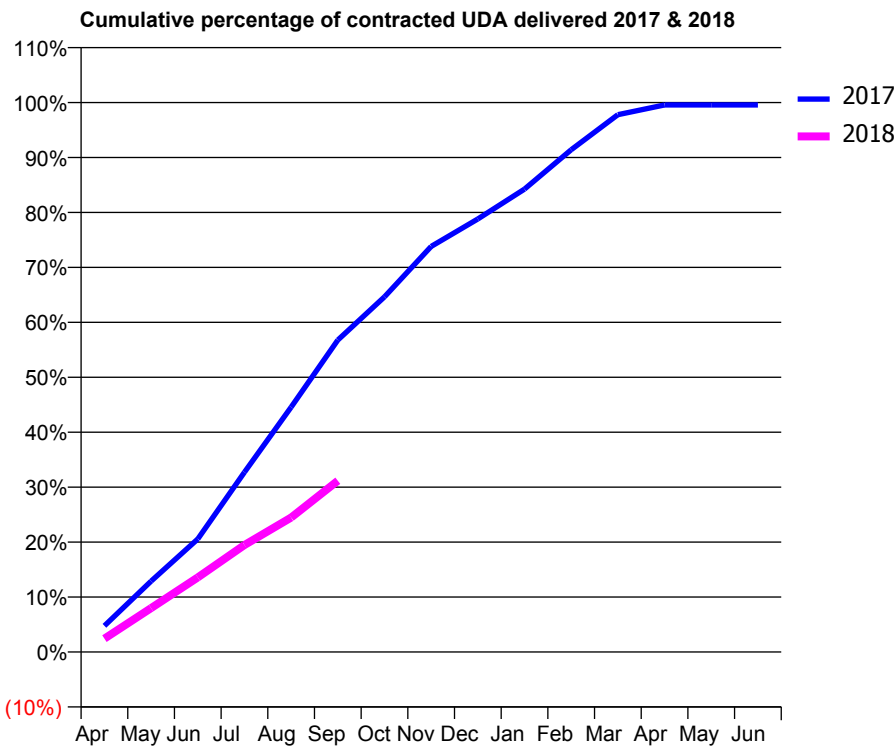
17/18 Contracted general activity (UDA)	11,009
Carry forward general activity (UDA)	48
17/18 Contracted orthodontic activity (UOA)	0
Carry forward orthodontic activity (UOA)	0
Baseline contract value	£246,187.64

### ACCESS\*

Patients seen in 24 months	Total	Change since previous quarter
Quarter ending September 2016	3,913	
Quarter ending December 2016	3,444	↓
Quarter ending March 2017	3,200	↓
Quarter ending June 2017	3,109	↓
Quarter ending September 2017	3,030	↓
<b>Variance since September 2016</b>	<b>(22.6%)</b>	<b>↓</b>



### ACTIVITY



Month	Adjusted Scheduled Activity (UDA)	
	2017	2018
April	526	268
May	1,420	881
June	2,265	1,495
July	3,603	2,144
August	4,906	2,693
September	6,251	3,432
October	7,116	
November	8,125	
December	8,676	
January	9,275	
February	10,062	
March	10,764	
April	10,959	
May	10,961	
June	10,961	

### QUALITY

	Quantity	Base Number	Contract	AT	Region	England
% of FP17s for the same patient ID Re-attending within 3 months - Children	73	645	11.3%	10.9%	11.6%	11.9%
% of FP17s for the same patient ID Re-attending within 3 months - Adults	232	1,417	16.4%	14.5%	15.2%	15.9%
% of FP17s for the same patient ID Re-attending between 3 & 9 months - Children	389	645	60.3%	59.2%	59.1%	58.1%
% of FP17s for the same patient ID Re-attending between 3 & 9 months - Adults	716	1,417	50.5%	48.7%	51.7%	50.6%
% of FP17s for Band 1 Urgent Courses	56	1,635	3.4%	9.2%	8.0%	9.1%
% of FP17s Relating to Free Repair or Replacements	15	1,635	0.9%	0.8%	0.8%	0.8%
% of FP17s Relating to Continuations	55	1,635	3.4%	1.1%	1.0%	1.1%
% of Patients satisfied with the dentistry they have received	7	8	N/A	91.6%	91.5%	91.4%
% of Patients satisfied with the time they had to wait for an appointment	8	8	N/A	86.8%	88.2%	87.7%

\* This is based on patients treated on this contract for their most recent course of treatment. Figures in italics indicate the base number of FP17s or Patient Questionnaire responses are less than 100. N/A is shown where the base number of responses is less than 10 during the period. % is calculated as Quantity/Base number\*100

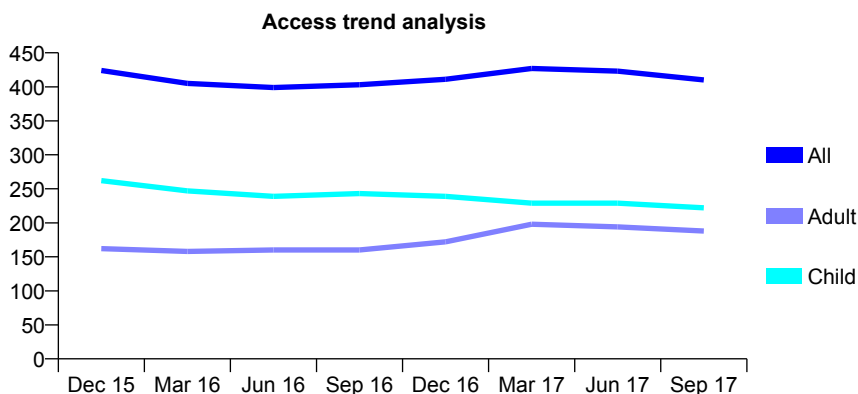
## Q56 - Vital Signs At a Glance Contract Report for 102423/0001 - September 2017

Name or company name	Harbour TNGC Ltd
Contract type name	GDS Contract
Purpose of contract	General
Contract start date	01/07/2011
Contract end date	

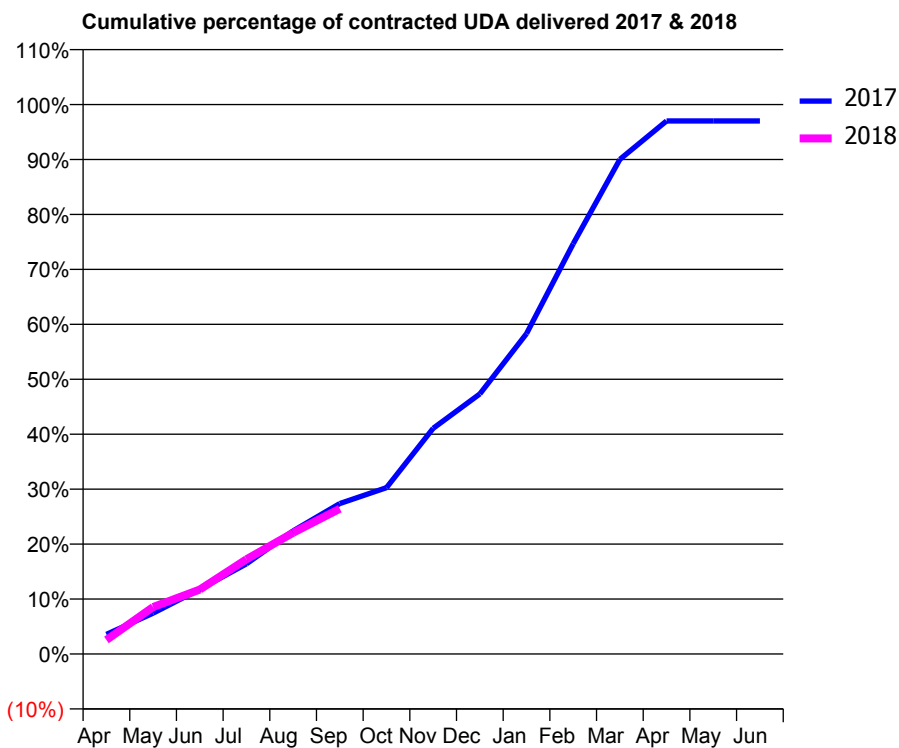
17/18 Contracted general activity (UDA)	1,450
Carry forward general activity (UDA)	43
17/18 Contracted orthodontic activity (UOA)	0
Carry forward orthodontic activity (UOA)	0
Baseline contract value	£32,676.19

### ACCESS\*

Patients seen in 24 months	Total	Change since previous quarter
Quarter ending September 2016	403	
Quarter ending December 2016	411	→
Quarter ending March 2017	427	↑
Quarter ending June 2017	423	→
Quarter ending September 2017	410	↓
<b>Variance since September 2016</b>	<b>1.7%</b>	<b>→</b>



### ACTIVITY



Adjusted Scheduled Activity (UDA)		
Month	2017	2018
April	52	37
May	108	124
June	171	170
July	238	250
August	325	320
September	397	383
October	439	
November	595	
December	686	
January	845	
February	1,082	
March	1,305	
April	1,407	
May	1,407	
June	1,407	

### QUALITY

	Quantity	Base Number	Contract	AT	Region	England
% of FP17s for the same patient ID Re-attending within 3 months - Children	6	144	4.2%	10.9%	11.6%	11.9%
% of FP17s for the same patient ID Re-attending within 3 months - Adults	8	93	8.6%	14.5%	15.2%	15.9%
% of FP17s for the same patient ID Re-attending between 3 & 9 months - Children	99	144	68.8%	59.2%	59.1%	58.1%
% of FP17s for the same patient ID Re-attending between 3 & 9 months - Adults	48	93	51.6%	48.7%	51.7%	50.6%
% of FP17s for Band 1 Urgent Courses	1	215	0.5%	9.2%	8.0%	9.1%
% of FP17s Relating to Free Repair or Replacements	0	215	0.0%	0.8%	0.8%	0.8%
% of FP17s Relating to Continuations	0	215	0.0%	1.1%	1.0%	1.1%
% of Patients satisfied with the dentistry they have received	0	0	N/A	91.6%	91.5%	91.4%
% of Patients satisfied with the time they had to wait for an appointment	0	0	N/A	86.8%	88.2%	87.7%

\* This is based on patients treated on this contract for their most recent course of treatment. Figures in italics indicate the base number of FP17s or Patient Questionnaire responses are less than 100. N/A is shown where the base number of responses is less than 10 during the period. % is calculated as Quantity/Base number\*100

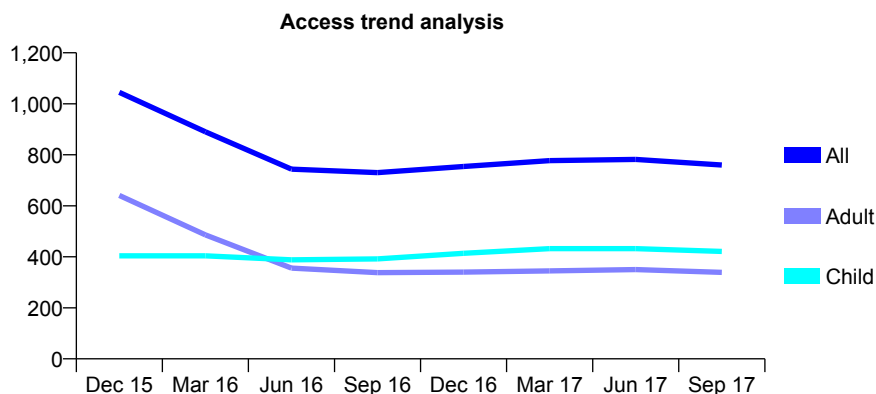
## Q56 - Vital Signs At a Glance Contract Report for 102881/0001 - September 2017

Name or company name	Corner House Norwich LLP
Contract type name	GDS Contract
Purpose of contract	General
Contract start date	01/01/2013
Contract end date	

17/18 Contracted general activity (UDA)	1,835
Carry forward general activity (UDA)	-37
17/18 Contracted orthodontic activity (UOA)	0
Carry forward orthodontic activity (UOA)	0
Baseline contract value	£48,901.65

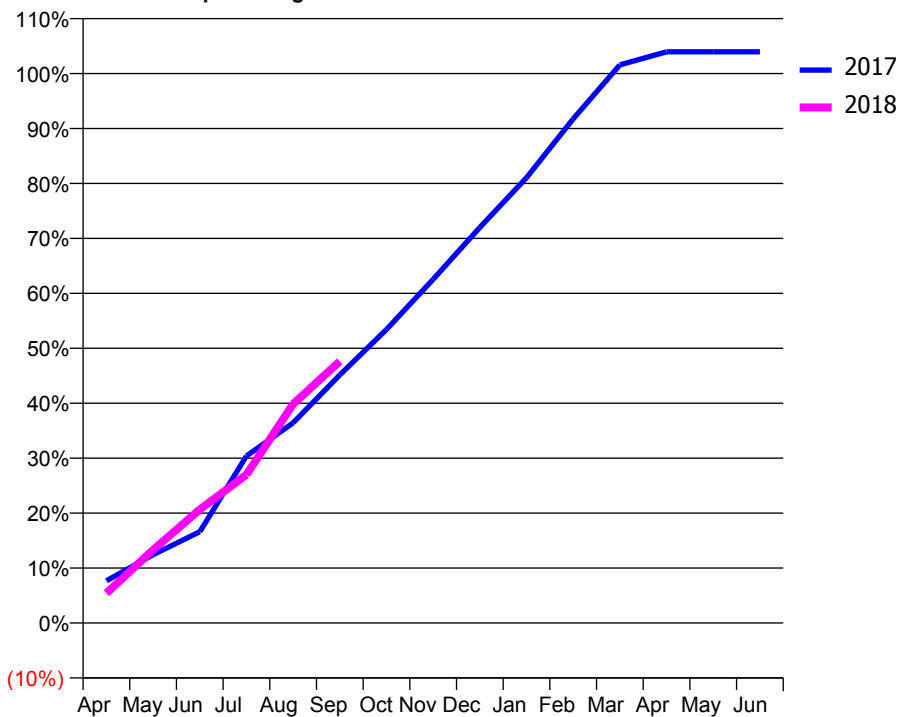
### ACCESS\*

Patients seen in 24 months	Total	Change since previous quarter
Quarter ending September 2016	730	
Quarter ending December 2016	754	↑
Quarter ending March 2017	777	↑
Quarter ending June 2017	782	→
Quarter ending September 2017	760	↓
<b>Variance since September 2016</b>	<b>4.1%</b>	<b>↑</b>



### ACTIVITY

Cumulative percentage of contracted UDA delivered 2017 & 2018



Adjusted Scheduled Activity (UDA)

Month	2017	2018
April	141	100
May	228	244
June	305	379
July	558	496
August	669	731
September	828	874
October	980	
November	1,148	
December	1,321	
January	1,487	
February	1,683	
March	1,864	
April	1,908	
May	1,908	
June	1,908	

### QUALITY

	Quantity	Base Number	Contract	AT	Region	England
% of FP17s for the same patient ID Re-attending within 3 months - Children	16	306	5.2%	10.9%	11.6%	11.9%
% of FP17s for the same patient ID Re-attending within 3 months - Adults	19	164	11.6%	14.5%	15.2%	15.9%
% of FP17s for the same patient ID Re-attending between 3 & 9 months - Children	181	306	59.2%	59.2%	59.1%	58.1%
% of FP17s for the same patient ID Re-attending between 3 & 9 months - Adults	79	164	48.2%	48.7%	51.7%	50.6%
% of FP17s for Band 1 Urgent Courses	39	442	8.8%	9.2%	8.0%	9.1%
% of FP17s Relating to Free Repair or Replacements	0	442	0.0%	0.8%	0.8%	0.8%
% of FP17s Relating to Continuations	0	442	0.0%	1.1%	1.0%	1.1%
% of Patients satisfied with the dentistry they have received	0	0	N/A	91.6%	91.5%	91.4%
% of Patients satisfied with the time they had to wait for an appointment	0	0	N/A	86.8%	88.2%	87.7%

\* This is based on patients treated on this contract for their most recent course of treatment. Figures in italics indicate the base number of FP17s or Patient Questionnaire responses are less than 100. N/A is shown where the base number of responses is less than 10 during the period. % is calculated as Quantity/Base number\*100

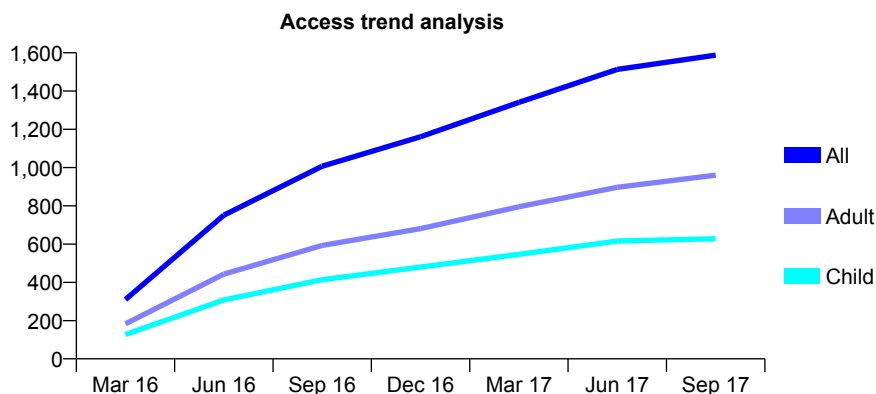
## Q56 - Vital Signs At a Glance Contract Report for 103748/0001 - September 2017

Name or company name	Friends Dental Practice
Contract type name	GDS Contract
Purpose of contract	General and Orthodontic
Contract start date	07/12/2015
Contract end date	

17/18 Contracted general activity (UDA)	3,783
Carry forward general activity (UDA)	0
17/18 Contracted orthodontic activity (UOA)	1,800
Carry forward orthodontic activity (UOA)	-1
Baseline contract value	£221,910.65

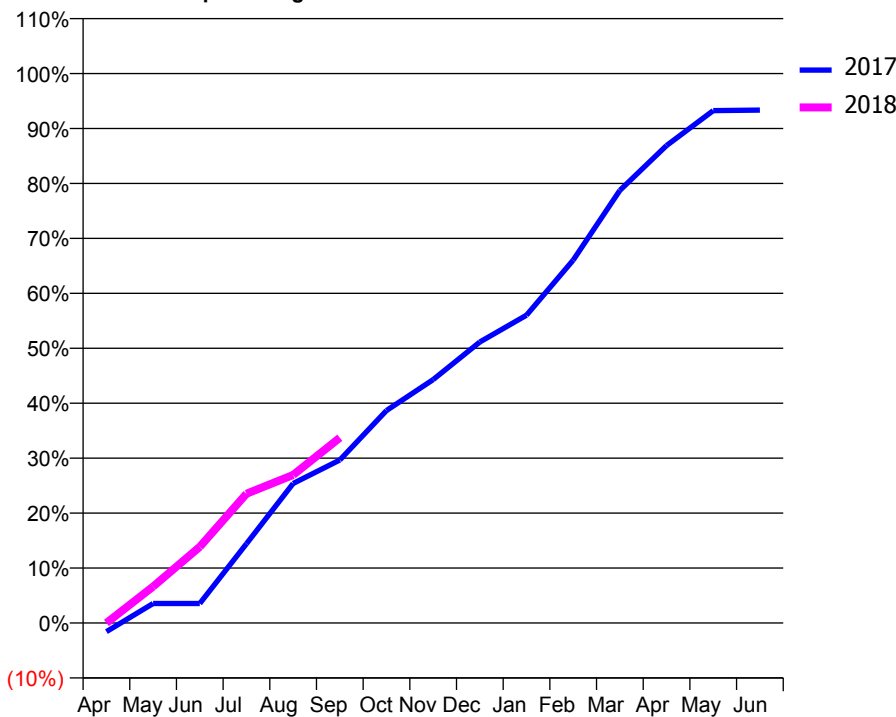
### ACCESS\*

Patients seen in 24 months	Total	Change since previous quarter
Quarter ending September 2016	1,007	
Quarter ending December 2016	1,161	↑
Quarter ending March 2017	1,341	↑
Quarter ending June 2017	1,513	↑
Quarter ending September 2017	1,588	↑
<b>Variance since September 2016</b>	<b>57.7%</b>	<b>↑</b>



### ACTIVITY

Cumulative percentage of contracted UDA delivered 2017 & 2018



Month	Adjusted Scheduled Activity (UDA)	
	2017	2018
April	-60	0
May	135	251
June	135	525
July	546	890
August	961	1,019
September	1,122	1,275
October	1,463	
November	1,676	
December	1,935	
January	2,119	
February	2,498	
March	2,979	
April	3,287	
May	3,528	
June	3,531	

### QUALITY

	Quantity	Base Number	Contract	AT	Region	England
% of FP17s for the same patient ID Re-attending within 3 months - Children	44	520	8.5%	10.9%	11.6%	11.9%
% of FP17s for the same patient ID Re-attending within 3 months - Adults	122	711	17.2%	14.5%	15.2%	15.9%
% of FP17s for the same patient ID Re-attending between 3 & 9 months - Children	192	520	36.9%	59.2%	59.1%	58.1%
% of FP17s for the same patient ID Re-attending between 3 & 9 months - Adults	317	711	44.6%	48.7%	51.7%	50.6%
% of FP17s for Band 1 Urgent Courses	72	872	8.3%	9.2%	8.0%	9.1%
% of FP17s Relating to Free Repair or Replacements	1	872	0.1%	0.8%	0.8%	0.8%
% of FP17s Relating to Continuations	7	872	0.8%	1.1%	1.0%	1.1%
% of Patients satisfied with the dentistry they have received	1	1	N/A	91.6%	91.5%	91.4%
% of Patients satisfied with the time they had to wait for an appointment	1	1	N/A	86.8%	88.2%	87.7%

\* This is based on patients treated on this contract for their most recent course of treatment. Figures in italics indicate the base number of FP17s or Patient Questionnaire responses are less than 100. N/A is shown where the base number of responses is less than 10 during the period. % is calculated as Quantity/Base number\*100

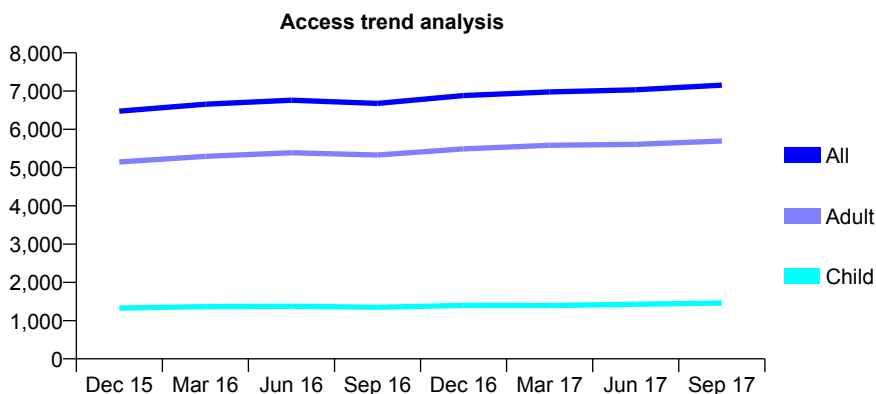
## Q56 - Vital Signs At a Glance Contract Report for 104418/0001 - September 2017

Name or company name	Parish Vaid & Snehal Radia & Sanjay Shah
Contract type name	GDS Contract
Purpose of contract	General
Contract start date	08/05/2014
Contract end date	

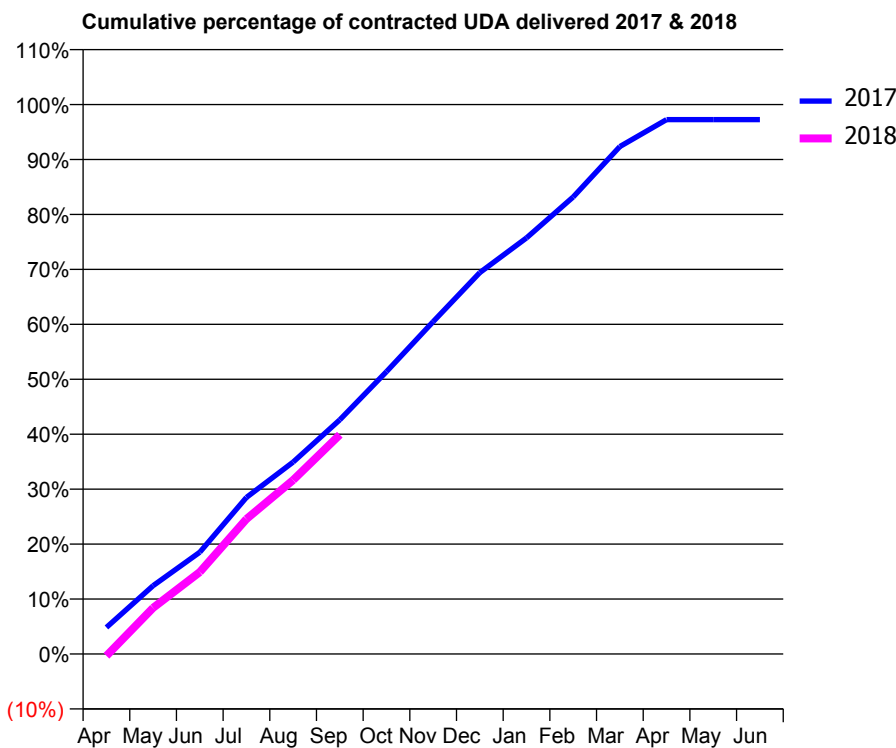
17/18 Contracted general activity (UDA)	21,611
Carry forward general activity (UDA)	592
17/18 Contracted orthodontic activity (UOA)	0
Carry forward orthodontic activity (UOA)	0
Baseline contract value	£489,281.94

### ACCESS\*

Patients seen in 24 months	Total	Change since previous quarter
Quarter ending September 2016	6,676	
Quarter ending December 2016	6,884	↑
Quarter ending March 2017	6,976	→
Quarter ending June 2017	7,034	→
Quarter ending September 2017	7,153	→
<b>Variance since September 2016</b>	<b>7.1%</b>	<b>↑</b>



### ACTIVITY



Month	Adjusted Scheduled Activity (UDA)	
	2017	2018
April	1,046	-78
May	2,688	1,817
June	4,005	3,221
July	6,159	5,311
August	7,549	6,842
September	9,212	8,624
October	11,105	
November	13,073	
December	15,004	
January	16,363	
February	17,976	
March	19,959	
April	21,015	
May	21,018	
June	21,019	

### QUALITY

	Quantity	Base Number	Contract	AT	Region	England
% of FP17s for the same patient ID Re-attending within 3 months - Children	87	1,210	7.2%	10.9%	11.6%	11.9%
% of FP17s for the same patient ID Re-attending within 3 months - Adults	619	4,563	13.6%	14.5%	15.2%	15.9%
% of FP17s for the same patient ID Re-attending between 3 & 9 months - Children	760	1,210	62.8%	59.2%	59.1%	58.1%
% of FP17s for the same patient ID Re-attending between 3 & 9 months - Adults	2,812	4,563	61.6%	48.7%	51.7%	50.6%
% of FP17s for Band 1 Urgent Courses	361	5,271	6.8%	9.2%	8.0%	9.1%
% of FP17s Relating to Free Repair or Replacements	46	5,271	0.9%	0.8%	0.8%	0.8%
% of FP17s Relating to Continuations	49	5,271	0.9%	1.1%	1.0%	1.1%
% of Patients satisfied with the dentistry they have received	18	20	90.0%	91.6%	91.5%	91.4%
% of Patients satisfied with the time they had to wait for an appointment	14	20	70.0%	86.8%	88.2%	87.7%

\* This is based on patients treated on this contract for their most recent course of treatment. Figures in italics indicate the base number of FP17s or Patient Questionnaire responses are less than 100. N/A is shown where the base number of responses is less than 10 during the period. % is calculated as Quantity/Base number\*100



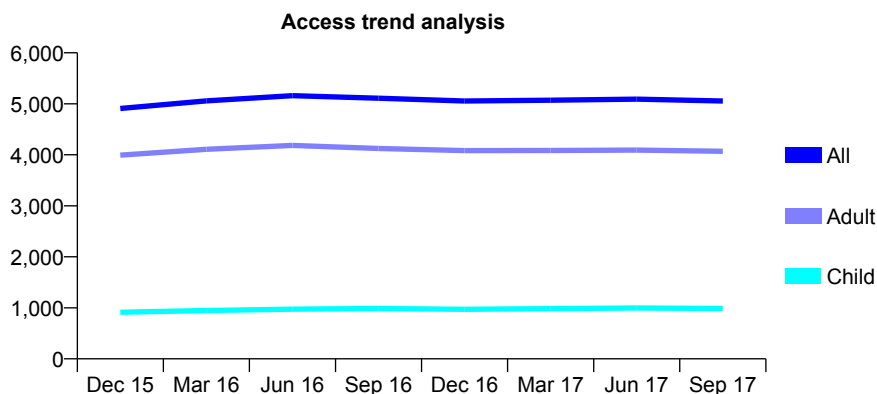
## Q56 - Vital Signs At a Glance Contract Report for 104418/0002 - September 2017

Name or company name	Parish Vaid & Snehal Radia & Sanjay Shah
Contract type name	GDS Contract
Purpose of contract	General
Contract start date	13/05/2014
Contract end date	

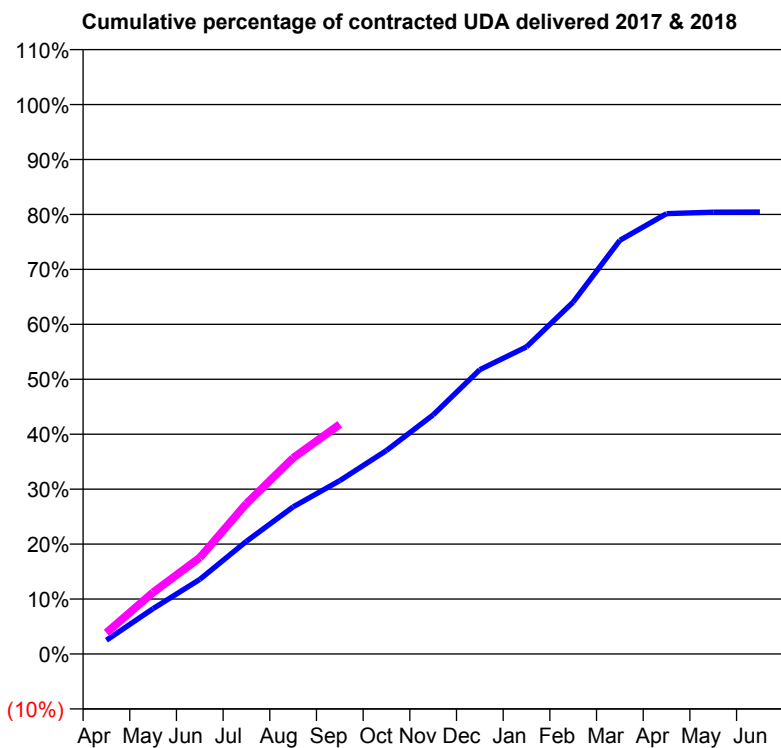
17/18 Contracted general activity (UDA)	16,174
Carry forward general activity (UDA)	0
17/18 Contracted orthodontic activity (UOA)	0
Carry forward orthodontic activity (UOA)	0
Baseline contract value	£444,767.08

### ACCESS\*

Patients seen in 24 months	Total	Change since previous quarter
Quarter ending September 2016	5,109	
Quarter ending December 2016	5,054	↓
Quarter ending March 2017	5,070	→
Quarter ending June 2017	5,091	→
Quarter ending September 2017	5,056	→
<b>Variance since September 2016</b>	<b>(1.0%)</b>	<b>↓</b>



### ACTIVITY



Month	Adjusted Scheduled Activity (UDA)	
	2017	2018
April	408	626
May	1,338	1,814
June	2,195	2,836
July	3,318	4,430
August	4,330	5,771
September	5,104	6,761
October	5,991	
November	7,038	
December	8,369	
January	9,039	
February	10,359	
March	12,179	
April	12,961	
May	13,004	
June	13,008	

### QUALITY

	Quantity	Base Number	Contract	AT	Region	England
% of FP17s for the same patient ID Re-attending within 3 months - Children	53	734	7.2%	10.9%	11.6%	11.9%
% of FP17s for the same patient ID Re-attending within 3 months - Adults	372	2,861	13.0%	14.5%	15.2%	15.9%
% of FP17s for the same patient ID Re-attending between 3 & 9 months - Children	380	734	51.8%	59.2%	59.1%	58.1%
% of FP17s for the same patient ID Re-attending between 3 & 9 months - Adults	1,509	2,861	52.7%	48.7%	51.7%	50.6%
% of FP17s for Band 1 Urgent Courses	237	3,251	7.3%	9.2%	8.0%	9.1%
% of FP17s Relating to Free Repair or Replacements	13	3,251	0.4%	0.8%	0.8%	0.8%
% of FP17s Relating to Continuations	7	3,251	0.2%	1.1%	1.0%	1.1%
% of Patients satisfied with the dentistry they have received	7	8	N/A	91.6%	91.5%	91.4%
% of Patients satisfied with the time they had to wait for an appointment	8	8	N/A	86.8%	88.2%	87.7%

\* This is based on patients treated on this contract for their most recent course of treatment. Figures in italics indicate the base number of FP17s or Patient Questionnaire responses are less than 100. N/A is shown where the base number of responses is less than 10 during the period. % is calculated as Quantity/Base number\*100

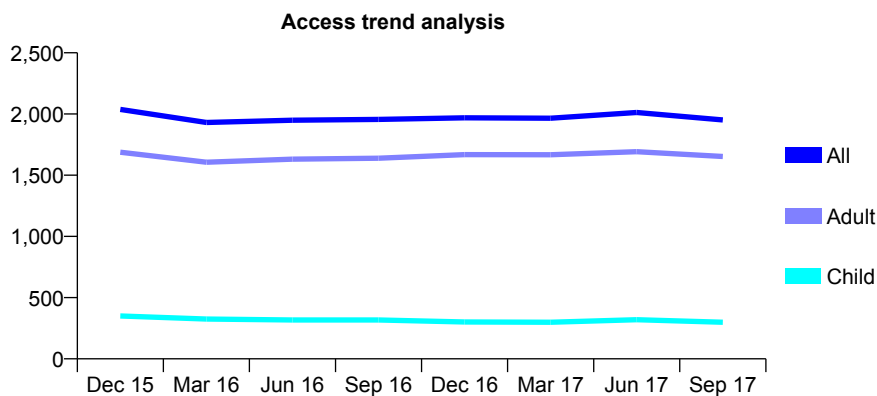
## Q56 - Vital Signs At a Glance Contract Report for 105090/0001 - September 2017

Name or company name	Mr Azad Eyrumlu and Mr M Eyrumlu
Contract type name	GDS Contract
Purpose of contract	General
Contract start date	05/02/2013
Contract end date	

17/18 Contracted general activity (UDA)	7,566
Carry forward general activity (UDA)	-5
17/18 Contracted orthodontic activity (UOA)	0
Carry forward orthodontic activity (UOA)	0
Baseline contract value	£181,499.53

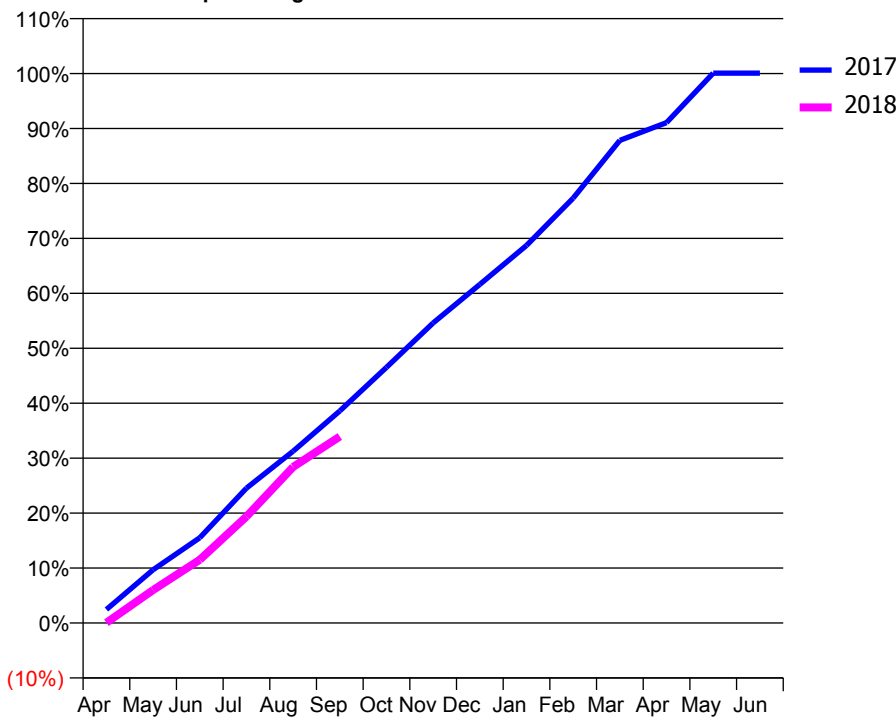
### ACCESS\*

Patients seen in 24 months	Total	Change since previous quarter
Quarter ending September 2016	1,956	
Quarter ending December 2016	1,969	→
Quarter ending March 2017	1,966	→
Quarter ending June 2017	2,012	↑
Quarter ending September 2017	1,952	↓
<b>Variance since September 2016</b>	<b>(0.2%)</b>	<b>→</b>



### ACTIVITY

Cumulative percentage of contracted UDA delivered 2017 & 2018



Month	Adjusted Scheduled Activity (UDA)	
	2017	2018
April	187	5
May	733	455
June	1,173	872
July	1,857	1,466
August	2,365	2,150
September	2,921	2,568
October	3,520	
November	4,132	
December	4,662	
January	5,200	
February	5,851	
March	6,645	
April	6,889	
May	7,571	
June	7,571	

### QUALITY

	Quantity	Base Number	Contract	AT	Region	England
% of FP17s for the same patient ID Re-attending within 3 months - Children	16	205	7.8%	10.9%	11.6%	11.9%
% of FP17s for the same patient ID Re-attending within 3 months - Adults	148	1,082	13.7%	14.5%	15.2%	15.9%
% of FP17s for the same patient ID Re-attending between 3 & 9 months - Children	115	205	56.1%	59.2%	59.1%	58.1%
% of FP17s for the same patient ID Re-attending between 3 & 9 months - Adults	507	1,082	46.9%	48.7%	51.7%	50.6%
% of FP17s for Band 1 Urgent Courses	115	1,059	10.9%	9.2%	8.0%	9.1%
% of FP17s Relating to Free Repair or Replacements	25	1,059	2.4%	0.8%	0.8%	0.8%
% of FP17s Relating to Continuations	26	1,059	2.5%	1.1%	1.0%	1.1%
% of Patients satisfied with the dentistry they have received	5	6	N/A	91.6%	91.5%	91.4%
% of Patients satisfied with the time they had to wait for an appointment	5	6	N/A	86.8%	88.2%	87.7%

\* This is based on patients treated on this contract for their most recent course of treatment. Figures in italics indicate the base number of FP17s or Patient Questionnaire responses are less than 100. N/A is shown where the base number of responses is less than 10 during the period. % is calculated as Quantity/Base number\*100

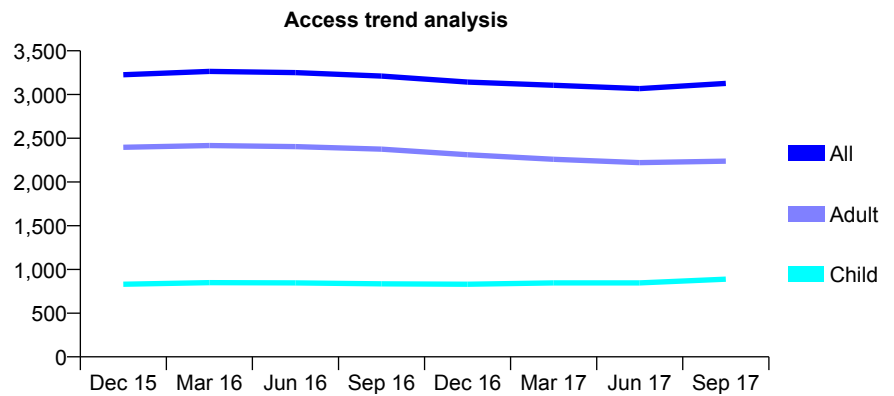
## Q56 - Vital Signs At a Glance Contract Report for 105171/0001 - September 2017

Name or company name	Gentle Dental Practices Ltd
Contract type name	GDS Contract
Purpose of contract	General and Orthodontic
Contract start date	01/06/2010
Contract end date	

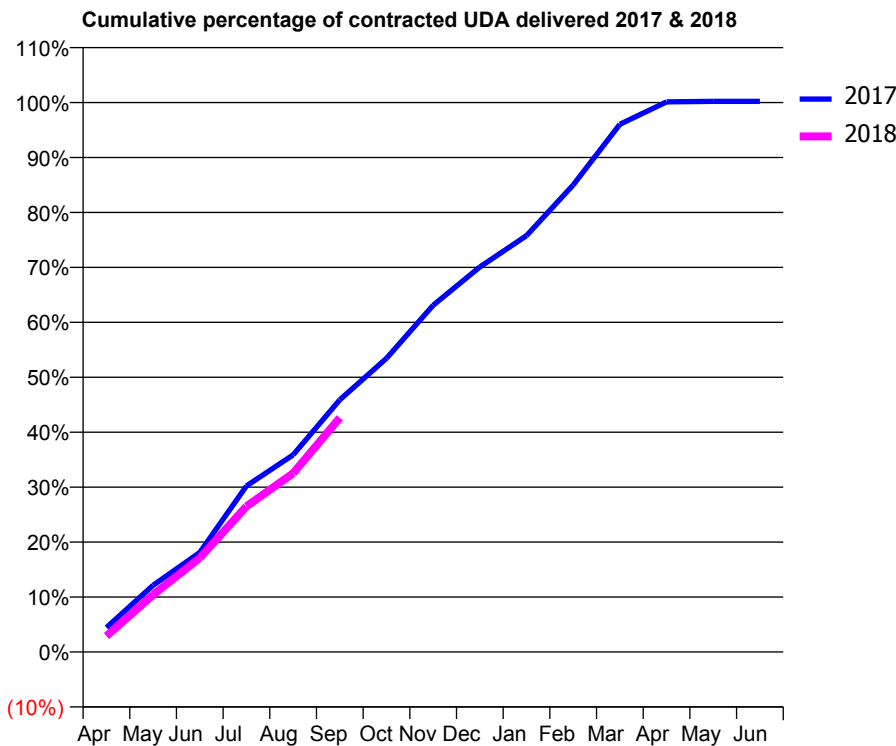
17/18 Contracted general activity (UDA)	11,416
Carry forward general activity (UDA)	-25
17/18 Contracted orthodontic activity (UOA)	1,260
Carry forward orthodontic activity (UOA)	-10
Baseline contract value	£353,794.99

### ACCESS\*

Patients seen in 24 months	Total	Change since previous quarter
Quarter ending September 2016	3,211	
Quarter ending December 2016	3,142	↓
Quarter ending March 2017	3,106	↓
Quarter ending June 2017	3,067	↓
Quarter ending September 2017	3,127	→
<b>Variance since September 2016</b>	<b>(2.6%)</b>	<b>↓</b>



### ACTIVITY



Month	Adjusted Scheduled Activity (UDA)	
	2017	2018
April	508	331
May	1,387	1,191
June	2,068	1,955
July	3,452	3,026
August	4,095	3,713
September	5,239	4,867
October	6,102	
November	7,205	
December	8,001	
January	8,652	
February	9,703	
March	10,965	
April	11,428	
May	11,440	
June	11,441	

### QUALITY

	Quantity	Base Number	Contract	AT	Region	England
% of FP17s for the same patient ID Re-attending within 3 months - Children	94	780	12.1%	10.9%	11.6%	11.9%
% of FP17s for the same patient ID Re-attending within 3 months - Adults	275	1,618	17.0%	14.5%	15.2%	15.9%
% of FP17s for the same patient ID Re-attending between 3 & 9 months - Children	461	780	59.1%	59.2%	59.1%	58.1%
% of FP17s for the same patient ID Re-attending between 3 & 9 months - Adults	731	1,618	45.2%	48.7%	51.7%	50.6%
% of FP17s for Band 1 Urgent Courses	155	2,152	7.2%	9.2%	8.0%	9.1%
% of FP17s Relating to Free Repair or Replacements	21	2,152	1.0%	0.8%	0.8%	0.8%
% of FP17s Relating to Continuations	0	2,152	0.0%	1.1%	1.0%	1.1%
% of Patients satisfied with the dentistry they have received	5	6	N/A	91.6%	91.5%	91.4%
% of Patients satisfied with the time they had to wait for an appointment	5	6	N/A	86.8%	88.2%	87.7%

\* This is based on patients treated on this contract for their most recent course of treatment. Figures in italics indicate the base number of FP17s or Patient Questionnaire responses are less than 100. N/A is shown where the base number of responses is less than 10 during the period. % is calculated as Quantity/Base number\*100

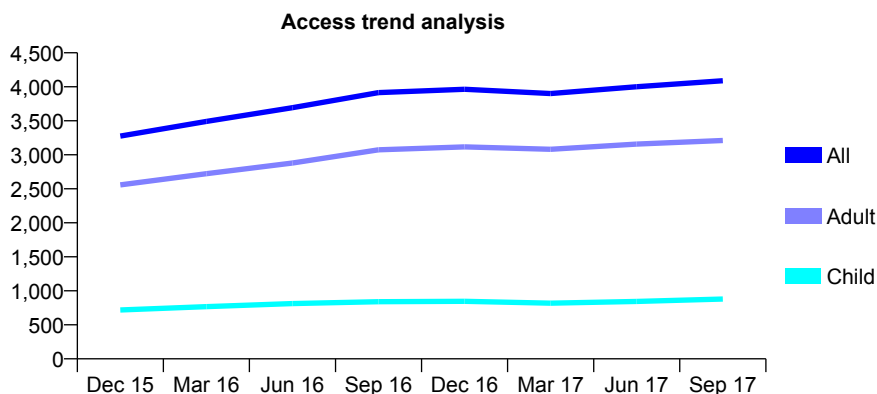
## Q56 - Vital Signs At a Glance Contract Report for 105996/0001 - September 2017

Name or company name	Dr A Monzavi Tabrizi Dental Practice Limite
Contract type name	GDS Contract
Purpose of contract	General
Contract start date	01/07/2014
Contract end date	

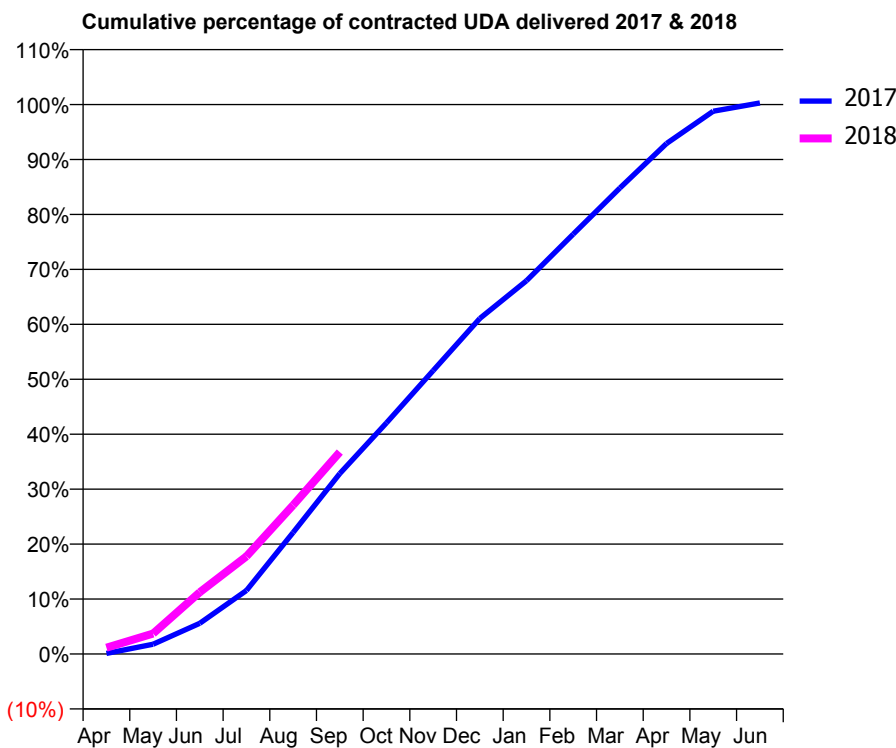
17/18 Contracted general activity (UDA)	12,090
Carry forward general activity (UDA)	-34
17/18 Contracted orthodontic activity (UOA)	0
Carry forward orthodontic activity (UOA)	0
Baseline contract value	£295,979.57

### ACCESS\*

Patients seen in 24 months	Total	Change since previous quarter
Quarter ending September 2016	3,915	
Quarter ending December 2016	3,963	→
Quarter ending March 2017	3,901	↓
Quarter ending June 2017	4,001	↑
Quarter ending September 2017	4,090	↑
<b>Variance since September 2016</b>	<b>4.5%</b>	<b>↑</b>



### ACTIVITY



Month	Adjusted Scheduled Activity (UDA)	
	2017	2018
April	13	139
May	217	450
June	676	1,359
July	1,399	2,150
August	2,675	3,277
September	3,971	4,444
October	5,085	
November	6,236	
December	7,384	
January	8,213	
February	9,238	
March	10,252	
April	11,233	
May	11,944	
June	12,124	

### QUALITY

	Quantity	Base Number	Contract	AT	Region	England
% of FP17s for the same patient ID Re-attending within 3 months - Children	81	615	13.2%	10.9%	11.6%	11.9%
% of FP17s for the same patient ID Re-attending within 3 months - Adults	392	2,313	16.9%	14.5%	15.2%	15.9%
% of FP17s for the same patient ID Re-attending between 3 & 9 months - Children	251	615	40.8%	59.2%	59.1%	58.1%
% of FP17s for the same patient ID Re-attending between 3 & 9 months - Adults	1,083	2,313	46.8%	48.7%	51.7%	50.6%
% of FP17s for Band 1 Urgent Courses	402	2,118	19.0%	9.2%	8.0%	9.1%
% of FP17s Relating to Free Repair or Replacements	5	2,118	0.2%	0.8%	0.8%	0.8%
% of FP17s Relating to Continuations	23	2,118	1.1%	1.1%	1.0%	1.1%
% of Patients satisfied with the dentistry they have received	2	3	N/A	91.6%	91.5%	91.4%
% of Patients satisfied with the time they had to wait for an appointment	3	3	N/A	86.8%	88.2%	87.7%

\* This is based on patients treated on this contract for their most recent course of treatment. Figures in italics indicate the base number of FP17s or Patient Questionnaire responses are less than 100. N/A is shown where the base number of responses is less than 10 during the period. % is calculated as Quantity/Base number\*100

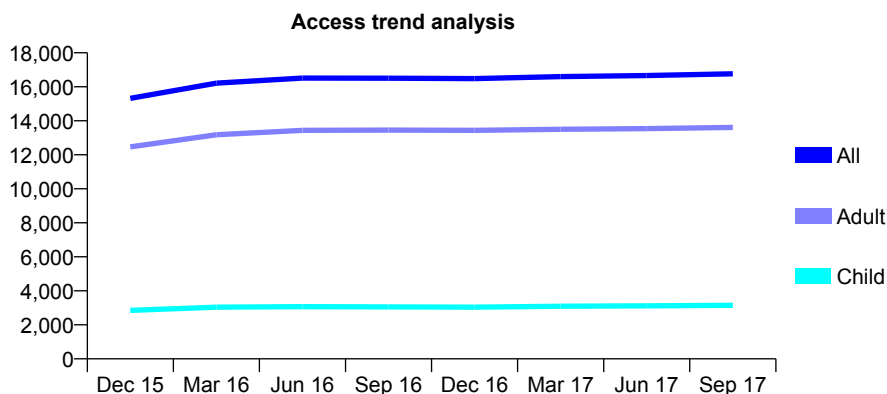
## Q56 - Vital Signs At a Glance Contract Report for 106275/0001 - September 2017

Name or company name	Dr P Vaid, S Radia and S Shah
Contract type name	GDS Contract
Purpose of contract	General
Contract start date	01/04/2014
Contract end date	

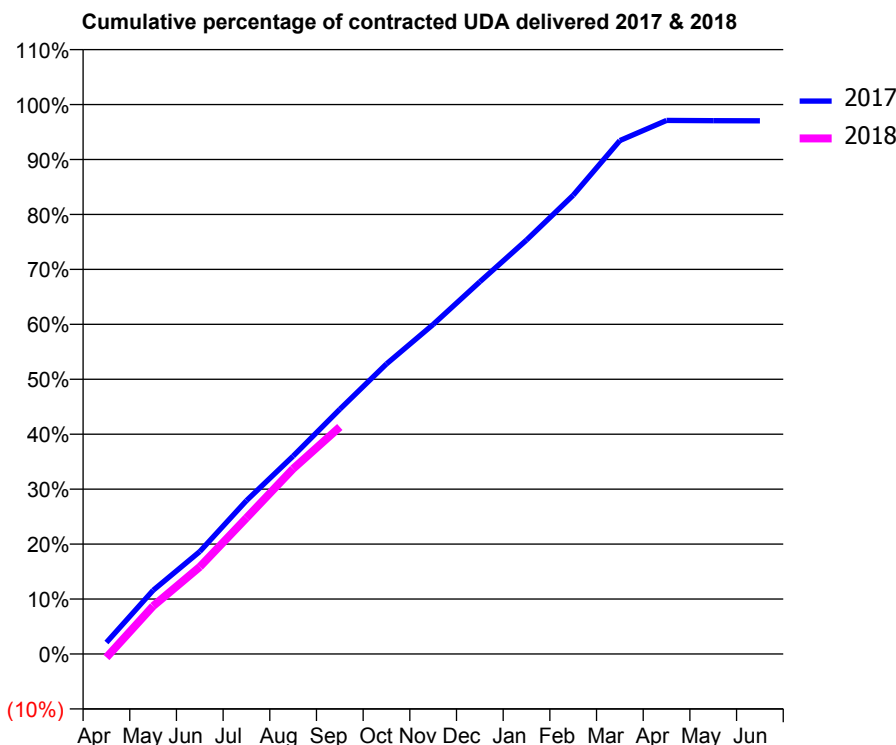
17/18 Contracted general activity (UDA)	47,200
Carry forward general activity (UDA)	1,440
17/18 Contracted orthodontic activity (UOA)	0
Carry forward orthodontic activity (UOA)	0
Baseline contract value	£1,013,805.53

### ACCESS\*

Patients seen in 24 months	Total	Change since previous quarter
Quarter ending September 2016	16,505	
Quarter ending December 2016	16,485	→
Quarter ending March 2017	16,602	→
Quarter ending June 2017	16,660	→
Quarter ending September 2017	16,766	→
<b>Variance since September 2016</b>	<b>1.6%</b>	<b>→</b>



### ACTIVITY



Month	Adjusted Scheduled Activity (UDA)	
	2017	2018
April	1,017	-302
May	5,608	4,113
June	9,031	7,491
July	13,524	11,687
August	17,447	15,917
September	21,565	19,502
October	25,561	
November	29,042	
December	32,809	
January	36,487	
February	40,432	
March	45,253	
April	47,023	
May	46,998	
June	46,986	

### QUALITY

	Quantity	Base Number	Contract	AT	Region	England
% of FP17s for the same patient ID Re-attending within 3 months - Children	180	2,250	8.0%	10.9%	11.6%	11.9%
% of FP17s for the same patient ID Re-attending within 3 months - Adults	1,566	9,614	16.3%	14.5%	15.2%	15.9%
% of FP17s for the same patient ID Re-attending between 3 & 9 months - Children	1,288	2,250	57.2%	59.2%	59.1%	58.1%
% of FP17s for the same patient ID Re-attending between 3 & 9 months - Adults	5,401	9,614	56.2%	48.7%	51.7%	50.6%
% of FP17s for Band 1 Urgent Courses	1,373	11,081	12.4%	9.2%	8.0%	9.1%
% of FP17s Relating to Free Repair or Replacements	211	11,081	1.9%	0.8%	0.8%	0.8%
% of FP17s Relating to Continuations	71	11,081	0.6%	1.1%	1.0%	1.1%
% of Patients satisfied with the dentistry they have received	29	33	87.9%	91.6%	91.5%	91.4%
% of Patients satisfied with the time they had to wait for an appointment	27	33	81.8%	86.8%	88.2%	87.7%

\* This is based on patients treated on this contract for their most recent course of treatment. Figures in italics indicate the base number of FP17s or Patient Questionnaire responses are less than 100. N/A is shown where the base number of responses is less than 10 during the period. % is calculated as Quantity/Base number\*100

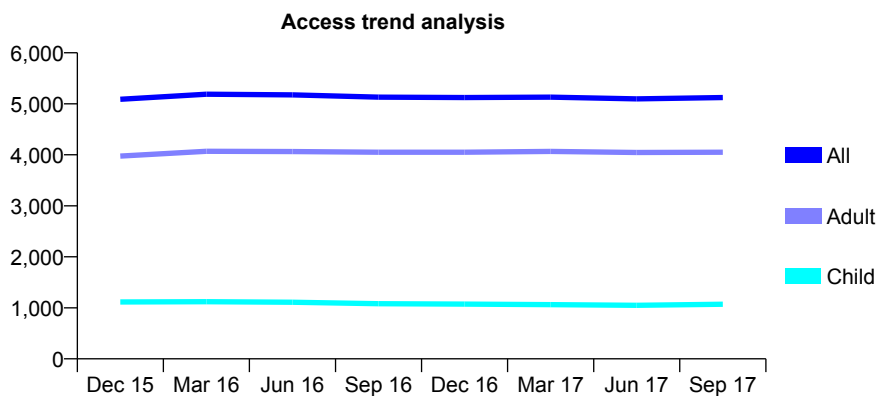
## Q56 - Vital Signs At a Glance Contract Report for 106941/0001 - September 2017

Name or company name	Perfect Smile Clinic Limited
Contract type name	GDS Contract
Purpose of contract	General
Contract start date	01/03/2014
Contract end date	

17/18 Contracted general activity (UDA)	17,380
Carry forward general activity (UDA)	145
17/18 Contracted orthodontic activity (UOA)	0
Carry forward orthodontic activity (UOA)	0
Baseline contract value	£405,266.28

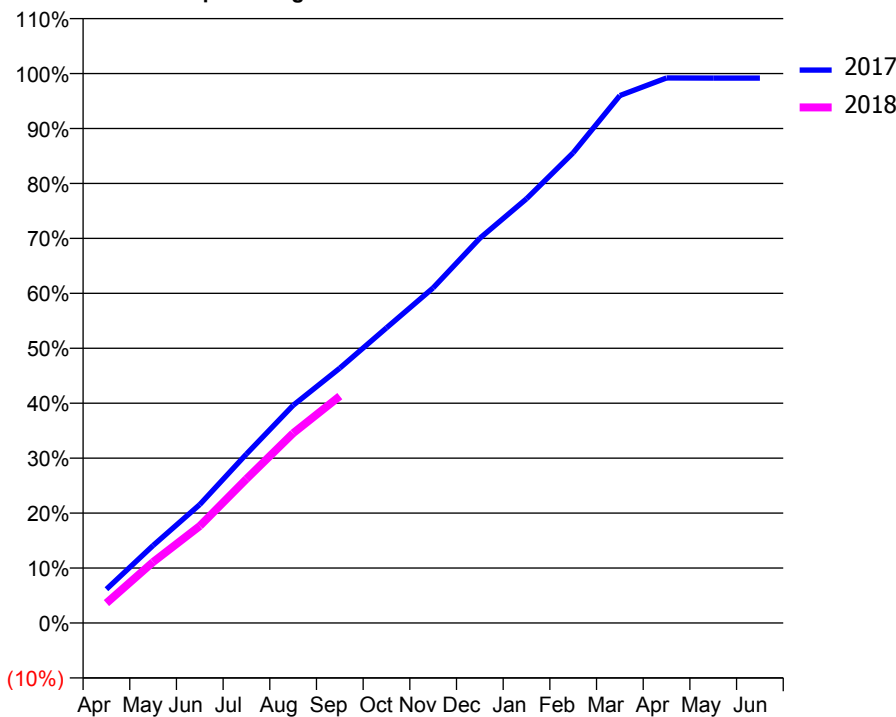
### ACCESS\*

Patients seen in 24 months	Total	Change since previous quarter
Quarter ending September 2016	5,132	
Quarter ending December 2016	5,123	→
Quarter ending March 2017	5,130	→
Quarter ending June 2017	5,097	→
Quarter ending September 2017	5,122	→
<b>Variance since September 2016</b>	<b>(0.2%)</b>	<b>→</b>



### ACTIVITY

Cumulative percentage of contracted UDA delivered 2017 & 2018



Month	Adjusted Scheduled Activity (UDA)	
	2017	2018
April	1,068	630
May	2,451	1,929
June	3,749	3,069
July	5,347	4,559
August	6,884	6,004
September	8,063	7,175
October	9,334	
November	10,600	
December	12,170	
January	13,418	
February	14,871	
March	16,681	
April	17,240	
May	17,234	
June	17,235	

### QUALITY

	Quantity	Base Number	Contract	AT	Region	England
% of FP17s for the same patient ID Re-attending within 3 months - Children	54	844	6.4%	10.9%	11.6%	11.9%
% of FP17s for the same patient ID Re-attending within 3 months - Adults	375	2,995	12.5%	14.5%	15.2%	15.9%
% of FP17s for the same patient ID Re-attending between 3 & 9 months - Children	548	844	64.9%	59.2%	59.1%	58.1%
% of FP17s for the same patient ID Re-attending between 3 & 9 months - Adults	1,854	2,995	61.9%	48.7%	51.7%	50.6%
% of FP17s for Band 1 Urgent Courses	256	3,584	7.1%	9.2%	8.0%	9.1%
% of FP17s Relating to Free Repair or Replacements	23	3,584	0.6%	0.8%	0.8%	0.8%
% of FP17s Relating to Continuations	16	3,584	0.4%	1.1%	1.0%	1.1%
% of Patients satisfied with the dentistry they have received	7	7	N/A	91.6%	91.5%	91.4%
% of Patients satisfied with the time they had to wait for an appointment	7	7	N/A	86.8%	88.2%	87.7%

\* This is based on patients treated on this contract for their most recent course of treatment. Figures in italics indicate the base number of FP17s or Patient Questionnaire responses are less than 100. N/A is shown where the base number of responses is less than 10 during the period. % is calculated as Quantity/Base number\*100

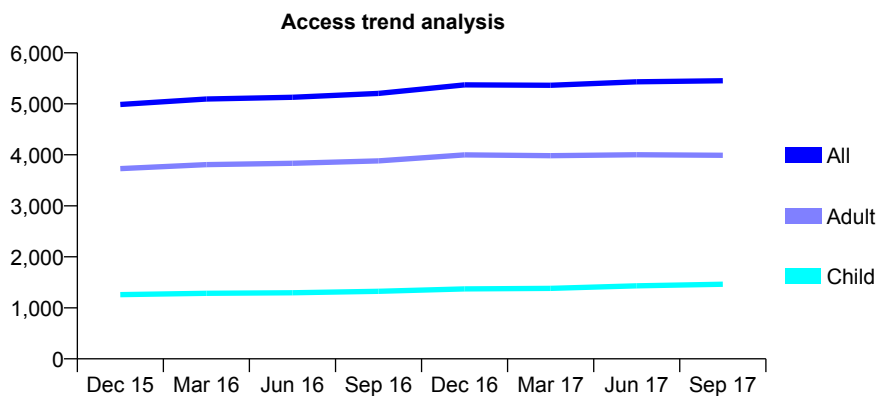
## Q56 - Vital Signs At a Glance Contract Report for 109142/0001 - September 2017

Name or company name	Littleport Dental Practice
Contract type name	GDS Contract
Purpose of contract	General
Contract start date	02/07/2012
Contract end date	

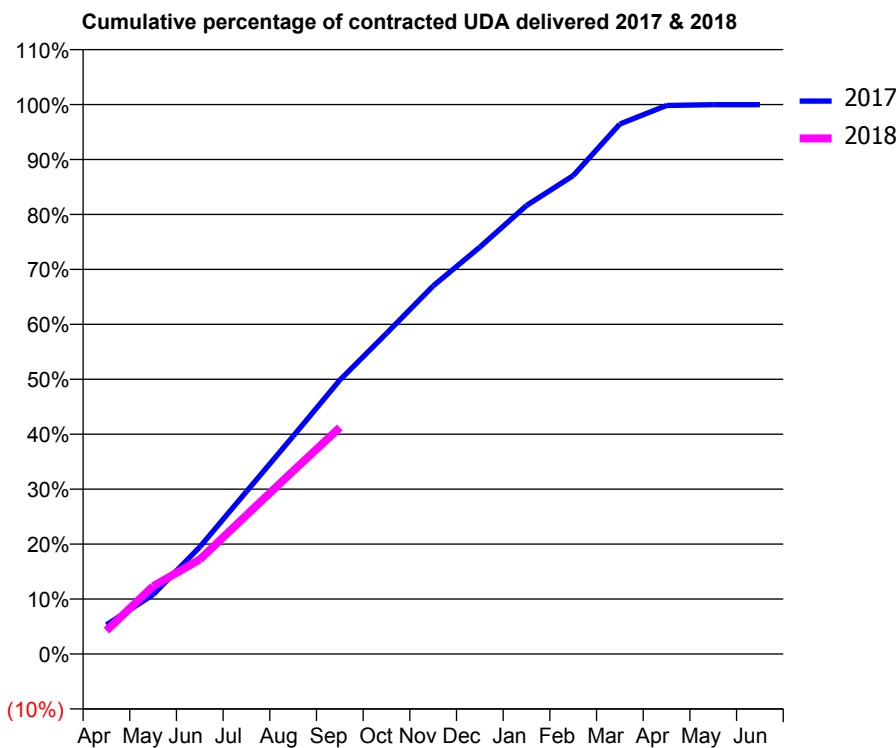
17/18 Contracted general activity (UDA)	14,288
Carry forward general activity (UDA)	4
17/18 Contracted orthodontic activity (UOA)	0
Carry forward orthodontic activity (UOA)	0
Baseline contract value	£361,823.38

### ACCESS\*

Patients seen in 24 months	Total	Change since previous quarter
Quarter ending September 2016	5,204	
Quarter ending December 2016	5,370	↑
Quarter ending March 2017	5,364	→
Quarter ending June 2017	5,431	→
Quarter ending September 2017	5,453	→
<b>Variance since September 2016</b>	<b>4.8%</b>	<b>↑</b>



### ACTIVITY



Month	Adjusted Scheduled Activity (UDA)	
	2017	2018
April	757	610
May	1,546	1,763
June	2,782	2,457
July	4,226	3,611
August	5,664	4,760
September	7,124	5,888
October	8,335	
November	9,572	
December	10,582	
January	11,661	
February	12,440	
March	13,781	
April	14,263	
May	14,284	
June	14,284	

### QUALITY

	Quantity	Base Number	Contract	AT	Region	England
% of FP17s for the same patient ID Re-attending within 3 months - Children	144	1,282	11.2%	10.9%	11.6%	11.9%
% of FP17s for the same patient ID Re-attending within 3 months - Adults	420	2,885	14.6%	14.5%	15.2%	15.9%
% of FP17s for the same patient ID Re-attending between 3 & 9 months - Children	831	1,282	64.8%	59.2%	59.1%	58.1%
% of FP17s for the same patient ID Re-attending between 3 & 9 months - Adults	1,604	2,885	55.6%	48.7%	51.7%	50.6%
% of FP17s for Band 1 Urgent Courses	329	3,560	9.2%	9.2%	8.0%	9.1%
% of FP17s Relating to Free Repair or Replacements	16	3,560	0.4%	0.8%	0.8%	0.8%
% of FP17s Relating to Continuations	20	3,560	0.6%	1.1%	1.0%	1.1%
% of Patients satisfied with the dentistry they have received	3	5	N/A	91.6%	91.5%	91.4%
% of Patients satisfied with the time they had to wait for an appointment	5	5	N/A	86.8%	88.2%	87.7%

\* This is based on patients treated on this contract for their most recent course of treatment. Figures in italics indicate the base number of FP17s or Patient Questionnaire responses are less than 100. N/A is shown where the base number of responses is less than 10 during the period. % is calculated as Quantity/Base number\*100

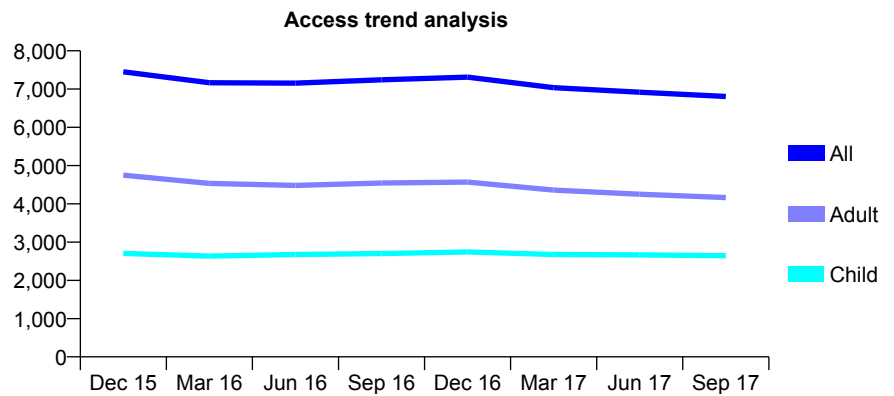
## Q56 - Vital Signs At a Glance Contract Report for 109487/0001 - September 2017

Name or company name	Cambourne Dental Practice
Contract type name	GDS Contract
Purpose of contract	General
Contract start date	08/04/2011
Contract end date	

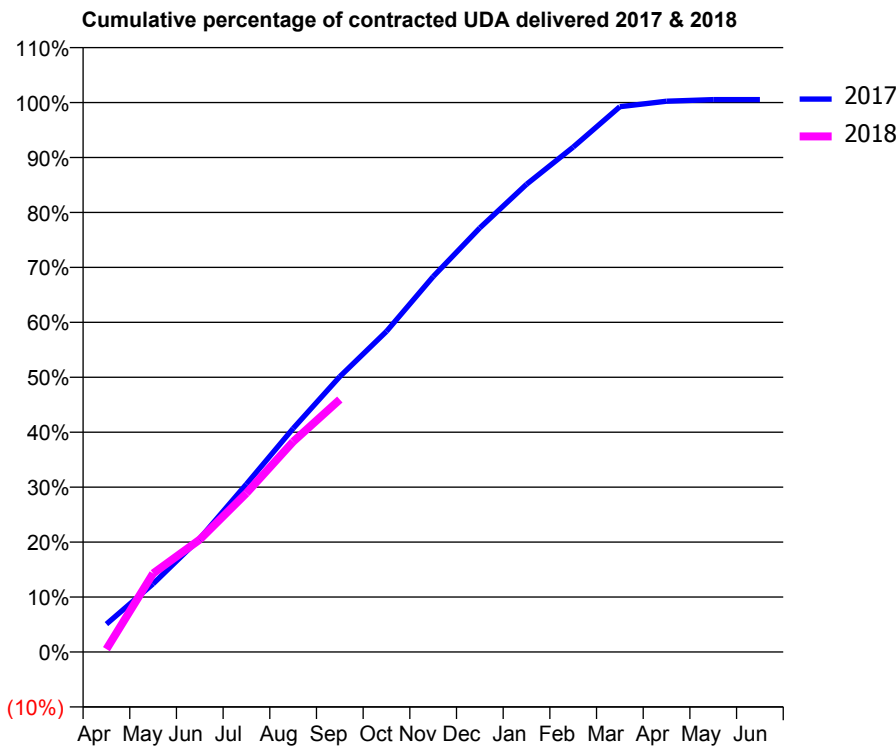
17/18 Contracted general activity (UDA)	17,913
Carry forward general activity (UDA)	-94
17/18 Contracted orthodontic activity (UOA)	0
Carry forward orthodontic activity (UOA)	0
Baseline contract value	£530,532.45

### ACCESS\*

Patients seen in 24 months	Total	Change since previous quarter
Quarter ending September 2016	7,243	
Quarter ending December 2016	7,310	→
Quarter ending March 2017	7,035	↓
Quarter ending June 2017	6,916	↓
Quarter ending September 2017	6,806	↓
<b>Variance since September 2016</b>	<b>(6.0%)</b>	<b>↓</b>



### ACTIVITY



Month	Adjusted Scheduled Activity (UDA)	
	2017	2018
April	911	94
May	2,224	2,562
June	3,700	3,668
July	5,476	5,179
August	7,287	6,857
September	8,977	8,231
October	10,452	
November	12,237	
December	13,823	
January	15,247	
February	16,458	
March	17,775	
April	17,955	
May	18,007	
June	18,007	

### QUALITY

	Quantity	Base Number	Contract	AT	Region	England
% of FP17s for the same patient ID Re-attending within 3 months - Children	105	2,227	4.7%	10.9%	11.6%	11.9%
% of FP17s for the same patient ID Re-attending within 3 months - Adults	305	3,078	9.9%	14.5%	15.2%	15.9%
% of FP17s for the same patient ID Re-attending between 3 & 9 months - Children	1,421	2,227	63.8%	59.2%	59.1%	58.1%
% of FP17s for the same patient ID Re-attending between 3 & 9 months - Adults	1,916	3,078	62.2%	48.7%	51.7%	50.6%
% of FP17s for Band 1 Urgent Courses	281	5,162	5.4%	9.2%	8.0%	9.1%
% of FP17s Relating to Free Repair or Replacements	35	5,162	0.7%	0.8%	0.8%	0.8%
% of FP17s Relating to Continuations	66	5,162	1.3%	1.1%	1.0%	1.1%
% of Patients satisfied with the dentistry they have received	11	12	91.7%	91.6%	91.5%	91.4%
% of Patients satisfied with the time they had to wait for an appointment	9	12	75.0%	86.8%	88.2%	87.7%

\* This is based on patients treated on this contract for their most recent course of treatment. Figures in italics indicate the base number of FP17s or Patient Questionnaire responses are less than 100. N/A is shown where the base number of responses is less than 10 during the period. % is calculated as Quantity/Base number\*100



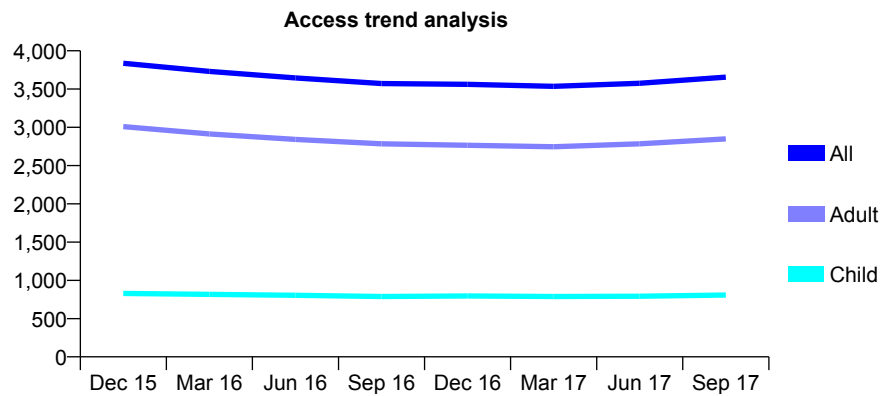
## Q56 - Vital Signs At a Glance Contract Report for 110655/0001 - September 2017

Name or company name	The Toothplace Dental Surgery
Contract type name	GDS Contract
Purpose of contract	General
Contract start date	01/09/2010
Contract end date	

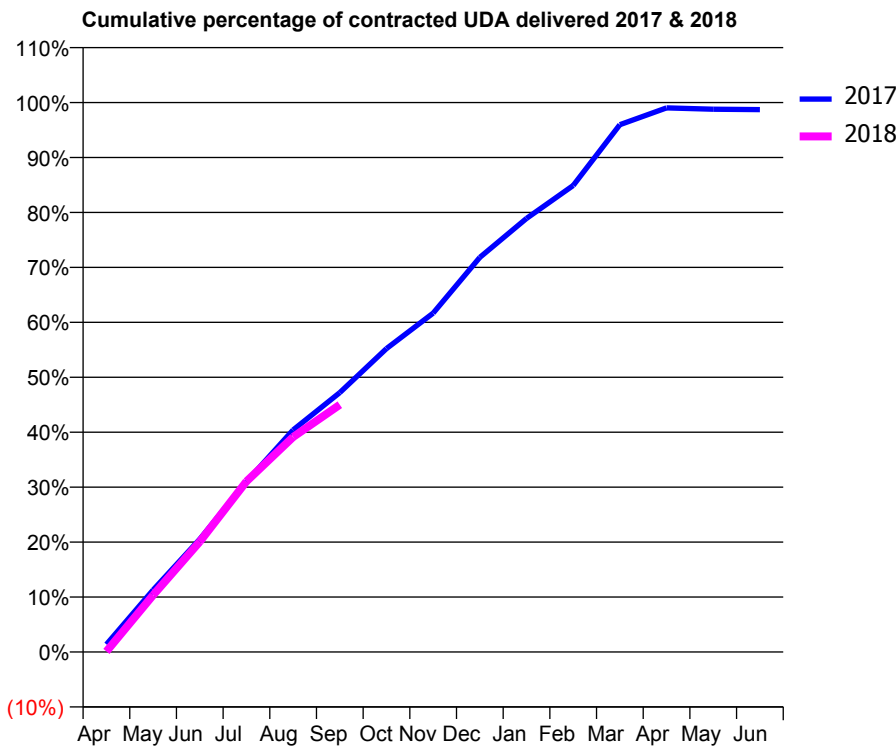
17/18 Contracted general activity (UDA)	13,533
Carry forward general activity (UDA)	176
17/18 Contracted orthodontic activity (UOA)	0
Carry forward orthodontic activity (UOA)	0
Baseline contract value	£342,117.95

### ACCESS\*

Patients seen in 24 months	Total	Change since previous quarter
Quarter ending September 2016	3,572	
Quarter ending December 2016	3,561	→
Quarter ending March 2017	3,535	→
Quarter ending June 2017	3,576	→
Quarter ending September 2017	3,655	↑
<b>Variance since September 2016</b>	<b>2.3%</b>	<b>↑</b>



### ACTIVITY



Month	Adjusted Scheduled Activity (UDA)	
	2017	2018
April	188	16
May	1,528	1,402
June	2,781	2,717
July	4,197	4,201
August	5,470	5,296
September	6,388	6,089
October	7,472	
November	8,346	
December	9,720	
January	10,679	
February	11,490	
March	12,985	
April	13,401	
May	13,368	
June	13,357	

### QUALITY

	Quantity	Base Number	Contract	AT	Region	England
% of FP17s for the same patient ID Re-attending within 3 months - Children	53	667	7.9%	10.9%	11.6%	11.9%
% of FP17s for the same patient ID Re-attending within 3 months - Adults	240	2,142	11.2%	14.5%	15.2%	15.9%
% of FP17s for the same patient ID Re-attending between 3 & 9 months - Children	416	667	62.4%	59.2%	59.1%	58.1%
% of FP17s for the same patient ID Re-attending between 3 & 9 months - Adults	1,077	2,142	50.3%	48.7%	51.7%	50.6%
% of FP17s for Band 1 Urgent Courses	92	2,563	3.6%	9.2%	8.0%	9.1%
% of FP17s Relating to Free Repair or Replacements	7	2,563	0.3%	0.8%	0.8%	0.8%
% of FP17s Relating to Continuations	20	2,563	0.8%	1.1%	1.0%	1.1%
% of Patients satisfied with the dentistry they have received	3	3	N/A	91.6%	91.5%	91.4%
% of Patients satisfied with the time they had to wait for an appointment	3	3	N/A	86.8%	88.2%	87.7%

\* This is based on patients treated on this contract for their most recent course of treatment. Figures in italics indicate the base number of FP17s or Patient Questionnaire responses are less than 100. N/A is shown where the base number of responses is less than 10 during the period. % is calculated as Quantity/Base number\*100

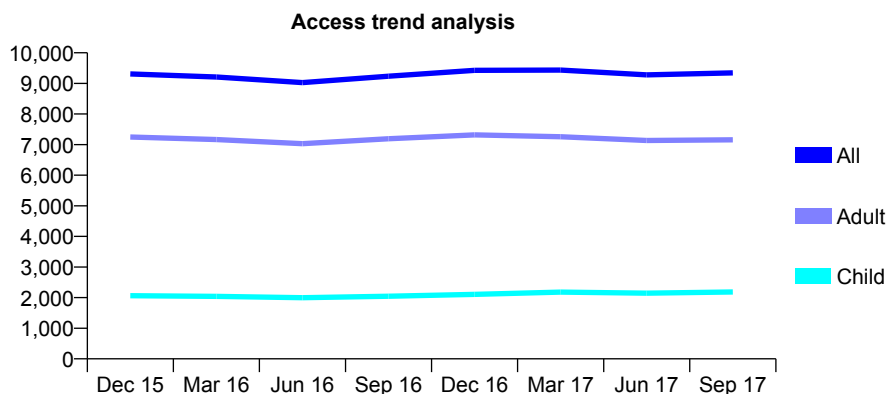
## Q56 - Vital Signs At a Glance Contract Report for 110817/0001 - September 2017

Name or company name	1A Group Dental Practice Partnership
Contract type name	GDS Contract
Purpose of contract	General
Contract start date	01/04/2009
Contract end date	

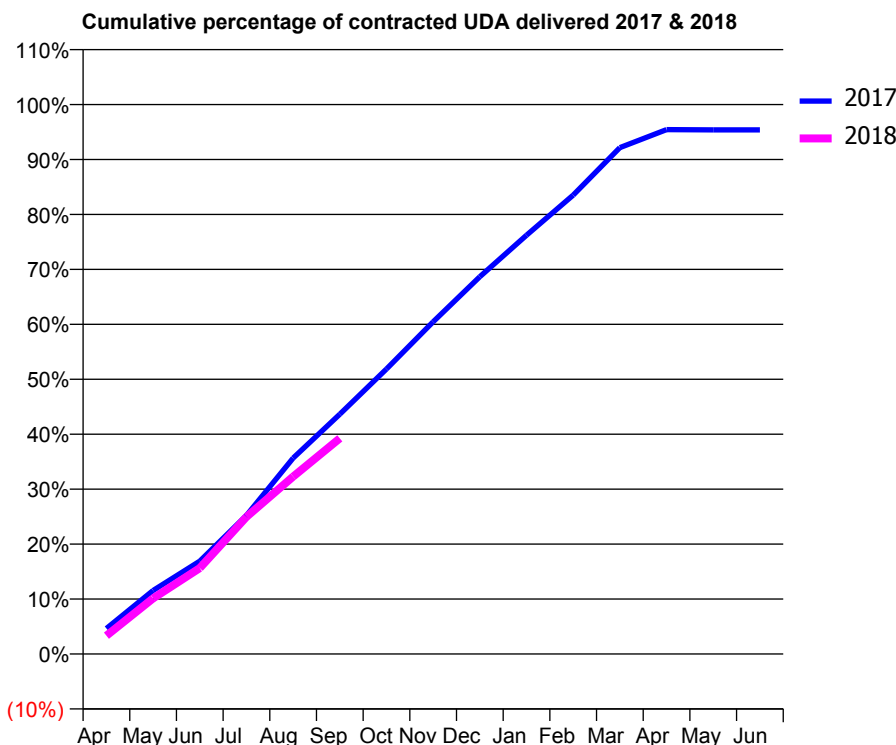
17/18 Contracted general activity (UDA)	26,775
Carry forward general activity (UDA)	0
17/18 Contracted orthodontic activity (UOA)	0
Carry forward orthodontic activity (UOA)	0
Baseline contract value	£620,050.62

### ACCESS\*

Patients seen in 24 months	Total	Change since previous quarter
Quarter ending September 2016	9,235	
Quarter ending December 2016	9,427	↑
Quarter ending March 2017	9,437	→
Quarter ending June 2017	9,281	↓
Quarter ending September 2017	9,344	→
<b>Variance since September 2016</b>	<b>1.2%</b>	<b>→</b>



### ACTIVITY



Month	Adjusted Scheduled Activity (UDA)	
	2017	2018
April	1,244	890
May	3,094	2,711
June	4,527	4,191
July	6,755	6,683
August	9,545	8,645
September	11,684	10,509
October	13,886	
November	16,188	
December	18,385	
January	20,408	
February	22,359	
March	24,673	
April	25,549	
May	25,539	
June	25,539	

### QUALITY

	Quantity	Base Number	Contract	AT	Region	England
% of FP17s for the same patient ID Re-attending within 3 months - Children	65	1,609	4.0%	10.9%	11.6%	11.9%
% of FP17s for the same patient ID Re-attending within 3 months - Adults	480	4,776	10.1%	14.5%	15.2%	15.9%
% of FP17s for the same patient ID Re-attending between 3 & 9 months - Children	1,002	1,609	62.3%	59.2%	59.1%	58.1%
% of FP17s for the same patient ID Re-attending between 3 & 9 months - Adults	2,619	4,776	54.8%	48.7%	51.7%	50.6%
% of FP17s for Band 1 Urgent Courses	451	5,919	7.6%	9.2%	8.0%	9.1%
% of FP17s Relating to Free Repair or Replacements	26	5,919	0.4%	0.8%	0.8%	0.8%
% of FP17s Relating to Continuations	38	5,919	0.6%	1.1%	1.0%	1.1%
% of Patients satisfied with the dentistry they have received	18	18	100.0%	91.6%	91.5%	91.4%
% of Patients satisfied with the time they had to wait for an appointment	16	18	88.9%	86.8%	88.2%	87.7%

\* This is based on patients treated on this contract for their most recent course of treatment. Figures in italics indicate the base number of FP17s or Patient Questionnaire responses are less than 100. N/A is shown where the base number of responses is less than 10 during the period. % is calculated as Quantity/Base number\*100

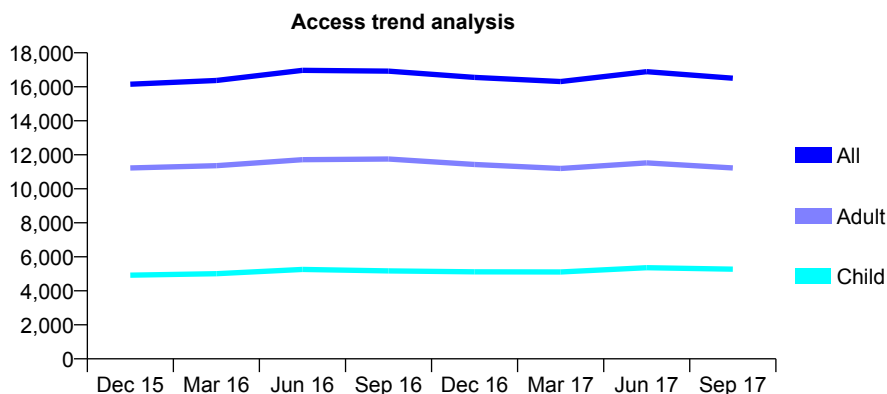
## Q56 - Vital Signs At a Glance Contract Report for 110817/0002 - September 2017

Name or company name	1A Group Dental Practice Partnership
Contract type name	GDS Contract
Purpose of contract	General
Contract start date	01/04/2009
Contract end date	

17/18 Contracted general activity (UDA)	49,225
Carry forward general activity (UDA)	0
17/18 Contracted orthodontic activity (UOA)	0
Carry forward orthodontic activity (UOA)	0
Baseline contract value	£1,302,677.60

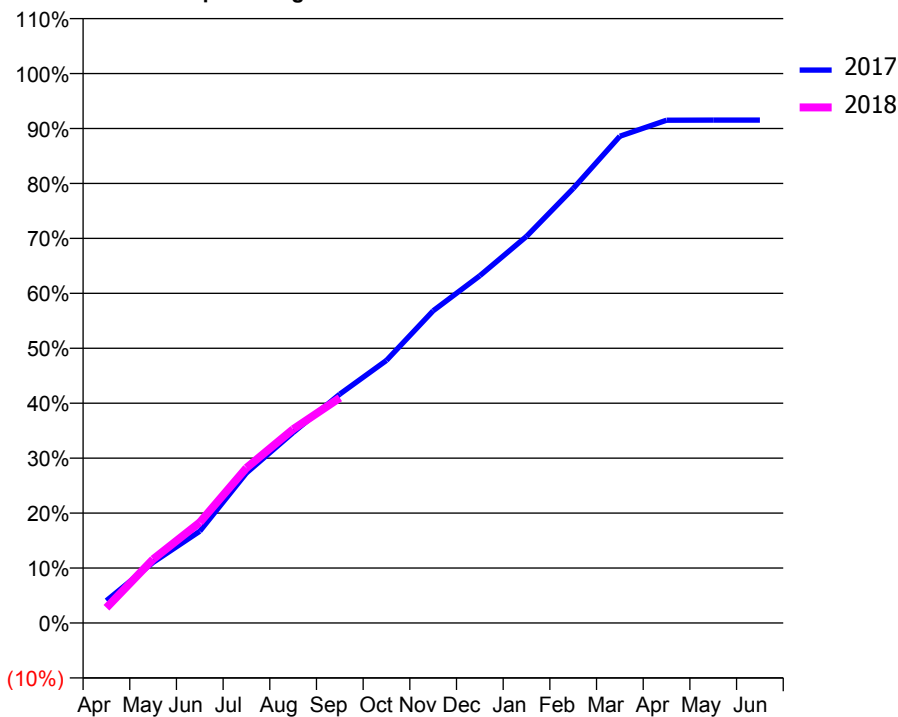
### ACCESS\*

Patients seen in 24 months	Total	Change since previous quarter
Quarter ending September 2016	16,925	
Quarter ending December 2016	16,553	↓
Quarter ending March 2017	16,306	↓
Quarter ending June 2017	16,887	↑
Quarter ending September 2017	16,502	↓
<b>Variance since September 2016</b>	<b>(2.5%)</b>	<b>↓</b>



### ACTIVITY

Cumulative percentage of contracted UDA delivered 2017 & 2018



Month	Adjusted Scheduled Activity (UDA)	
	2017	2018
April	1,998	1,372
May	5,431	5,721
June	8,226	9,016
July	13,441	13,896
August	17,063	17,367
September	20,506	20,167
October	23,532	
November	27,968	
December	31,107	
January	34,630	
February	38,920	
March	43,603	
April	45,043	
May	45,048	
June	45,050	

### QUALITY

	Quantity	Base Number	Contract	AT	Region	England
% of FP17s for the same patient ID Re-attending within 3 months - Children	232	3,331	7.0%	10.9%	11.6%	11.9%
% of FP17s for the same patient ID Re-attending within 3 months - Adults	804	6,529	12.3%	14.5%	15.2%	15.9%
% of FP17s for the same patient ID Re-attending between 3 & 9 months - Children	1,307	3,331	39.2%	59.2%	59.1%	58.1%
% of FP17s for the same patient ID Re-attending between 3 & 9 months - Adults	2,604	6,529	39.9%	48.7%	51.7%	50.6%
% of FP17s for Band 1 Urgent Courses	721	8,850	8.1%	9.2%	8.0%	9.1%
% of FP17s Relating to Free Repair or Replacements	40	8,850	0.5%	0.8%	0.8%	0.8%
% of FP17s Relating to Continuations	113	8,850	1.3%	1.1%	1.0%	1.1%
% of Patients satisfied with the dentistry they have received	14	14	100.0%	91.6%	91.5%	91.4%
% of Patients satisfied with the time they had to wait for an appointment	11	14	78.6%	86.8%	88.2%	87.7%

\* This is based on patients treated on this contract for their most recent course of treatment. Figures in italics indicate the base number of FP17s or Patient Questionnaire responses are less than 100. N/A is shown where the base number of responses is less than 10 during the period. % is calculated as Quantity/Base number\*100

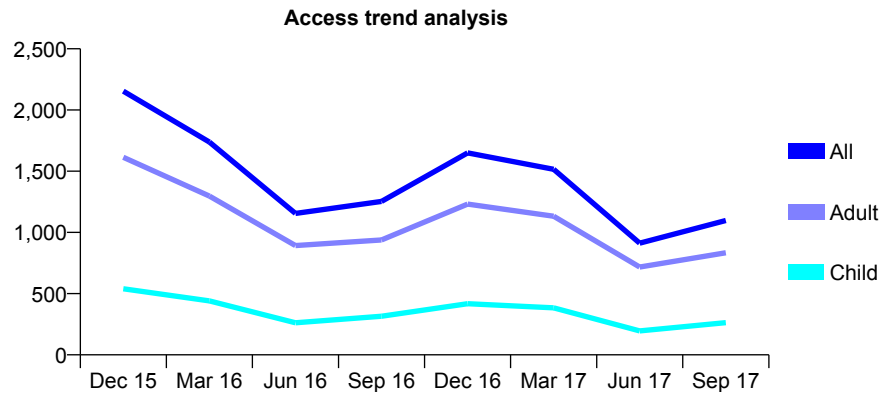
## Q56 - Vital Signs At a Glance Contract Report for 110817/0003 - September 2017

Name or company name	1A Group Dental Practice Partnership
Contract type name	GDS Contract
Purpose of contract	General
Contract start date	01/04/2009
Contract end date	

17/18 Contracted general activity (UDA)	3,813
Carry forward general activity (UDA)	70
17/18 Contracted orthodontic activity (UOA)	0
Carry forward orthodontic activity (UOA)	0
Baseline contract value	£96,032.96

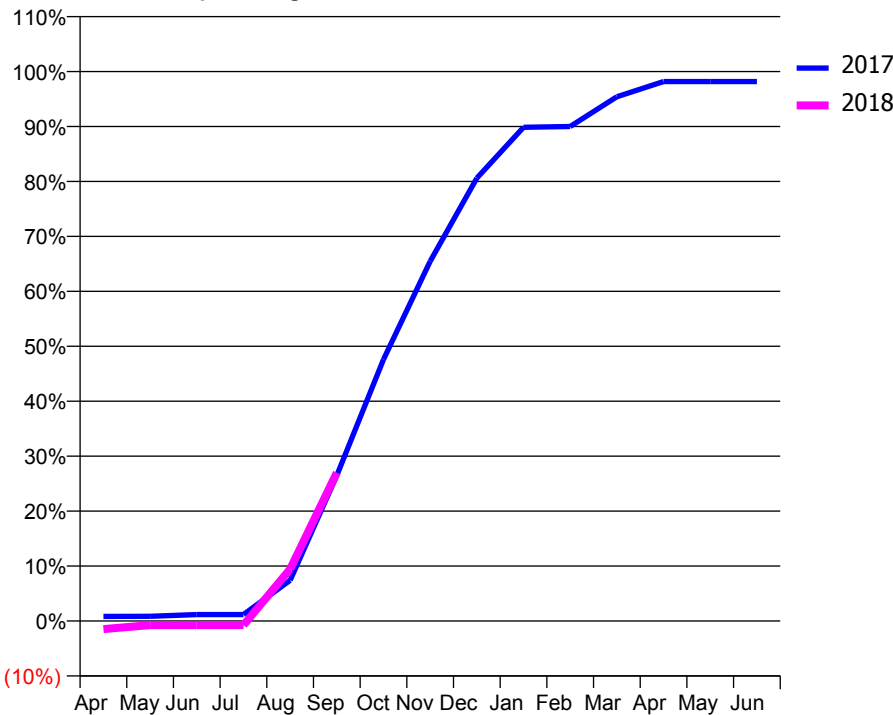
### ACCESS\*

Patients seen in 24 months	Total	Change since previous quarter
Quarter ending September 2016	1,253	
Quarter ending December 2016	1,650	↑
Quarter ending March 2017	1,516	↓
Quarter ending June 2017	912	↓
Quarter ending September 2017	1,097	↑
<b>Variance since September 2016</b>	<b>(12.5%)</b>	<b>↓</b>



### ACTIVITY

Cumulative percentage of contracted UDA delivered 2017 & 2018



Month	Adjusted Scheduled Activity (UDA)	
	2017	2018
April	32	-57
May	33	-29
June	45	-29
July	45	-29
August	283	360
September	1,010	1,029
October	1,815	
November	2,496	
December	3,073	
January	3,426	
February	3,432	
March	3,637	
April	3,743	
May	3,743	
June	3,743	

### QUALITY

	Quantity	Base Number	Contract	AT	Region	England
% of FP17s for the same patient ID Re-attending within 3 months - Children	0	168	0.0%	10.9%	11.6%	11.9%
% of FP17s for the same patient ID Re-attending within 3 months - Adults	11	430	2.6%	14.5%	15.2%	15.9%
% of FP17s for the same patient ID Re-attending between 3 & 9 months - Children	12	168	7.1%	59.2%	59.1%	58.1%
% of FP17s for the same patient ID Re-attending between 3 & 9 months - Adults	38	430	8.8%	48.7%	51.7%	50.6%
% of FP17s for Band 1 Urgent Courses	36	554	6.5%	9.2%	8.0%	9.1%
% of FP17s Relating to Free Repair or Replacements	1	554	0.2%	0.8%	0.8%	0.8%
% of FP17s Relating to Continuations	3	554	0.5%	1.1%	1.0%	1.1%
% of Patients satisfied with the dentistry they have received	2	2	N/A	91.6%	91.5%	91.4%
% of Patients satisfied with the time they had to wait for an appointment	2	2	N/A	86.8%	88.2%	87.7%

\* This is based on patients treated on this contract for their most recent course of treatment. Figures in italics indicate the base number of FP17s or Patient Questionnaire responses are less than 100. N/A is shown where the base number of responses is less than 10 during the period. % is calculated as Quantity/Base number\*100

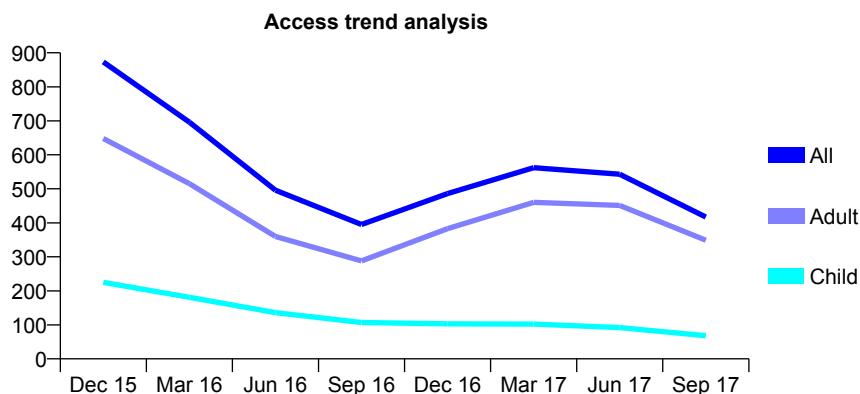
## Q56 - Vital Signs At a Glance Contract Report for 110817/0004 - September 2017

Name or company name	1A Group Dental Practice Partnership
Contract type name	GDS Contract
Purpose of contract	General
Contract start date	01/04/2009
Contract end date	

17/18 Contracted general activity (UDA)	3,321
Carry forward general activity (UDA)	0
17/18 Contracted orthodontic activity (UOA)	0
Carry forward orthodontic activity (UOA)	0
Baseline contract value	£83,641.61

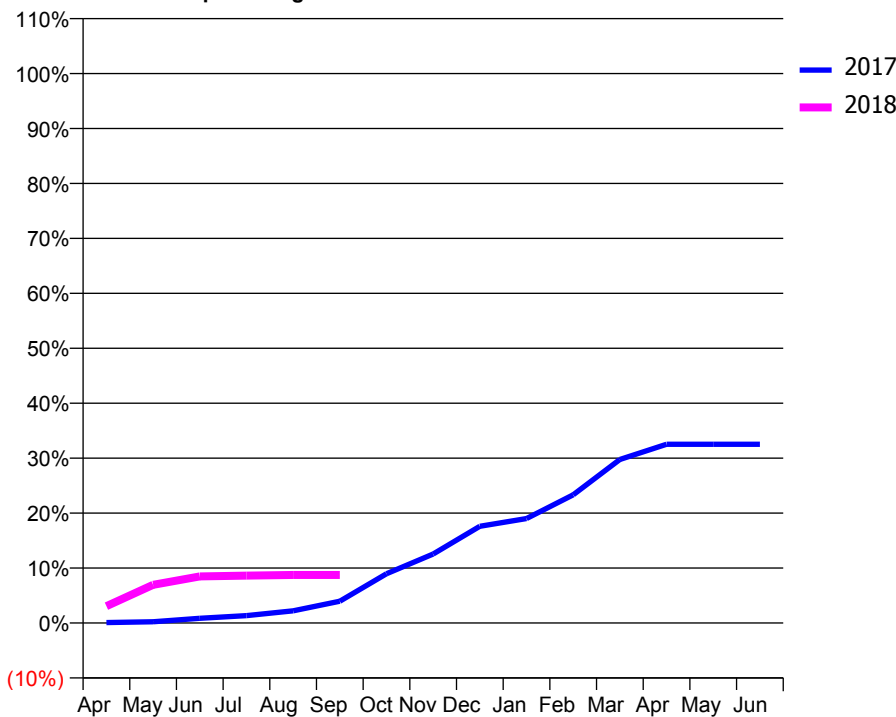
### ACCESS\*

Patients seen in 24 months	Total	Change since previous quarter
Quarter ending September 2016	395	
Quarter ending December 2016	486	↑
Quarter ending March 2017	562	↑
Quarter ending June 2017	543	↓
Quarter ending September 2017	417	↓
<b>Variance since September 2016</b>	<b>5.6%</b>	<b>↑</b>



### ACTIVITY

Cumulative percentage of contracted UDA delivered 2017 & 2018



Adjusted Scheduled Activity (UDA)

Month	2017	2018
April	3	102
May	8	231
June	29	282
July	45	287
August	74	291
September	132	291
October	298	
November	417	
December	585	
January	631	
February	775	
March	988	
April	1,080	
May	1,080	
June	1,080	

### QUALITY

	Quantity	Base Number	Contract	AT	Region	England
% of FP17s for the same patient ID Re-attending within 3 months - Children	1	28	3.6%	10.9%	11.6%	11.9%
% of FP17s for the same patient ID Re-attending within 3 months - Adults	4	133	3.0%	14.5%	15.2%	15.9%
% of FP17s for the same patient ID Re-attending between 3 & 9 months - Children	13	28	46.4%	59.2%	59.1%	58.1%
% of FP17s for the same patient ID Re-attending between 3 & 9 months - Adults	47	133	35.3%	48.7%	51.7%	50.6%
% of FP17s for Band 1 Urgent Courses	8	120	6.7%	9.2%	8.0%	9.1%
% of FP17s Relating to Free Repair or Replacements	0	120	0.0%	0.8%	0.8%	0.8%
% of FP17s Relating to Continuations	0	120	0.0%	1.1%	1.0%	1.1%
% of Patients satisfied with the dentistry they have received	0	0	N/A	91.6%	91.5%	91.4%
% of Patients satisfied with the time they had to wait for an appointment	0	0	N/A	86.8%	88.2%	87.7%

\* This is based on patients treated on this contract for their most recent course of treatment. Figures in italics indicate the base number of FP17s or Patient Questionnaire responses are less than 100. N/A is shown where the base number of responses is less than 10 during the period. % is calculated as Quantity/Base number\*100

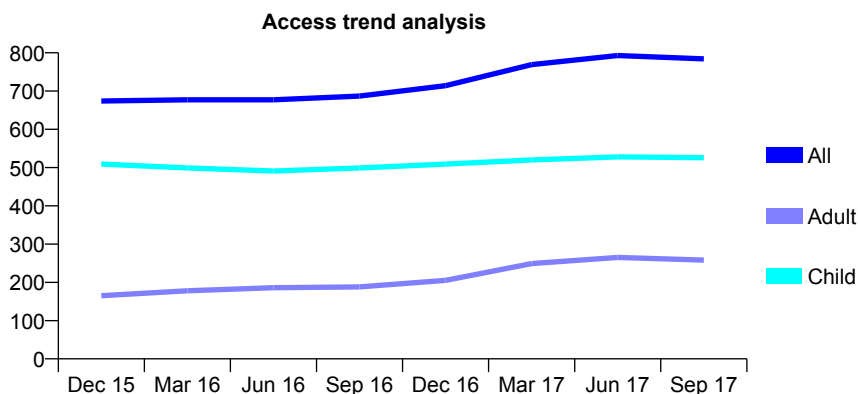
## Q56 - Vital Signs At a Glance Contract Report for 112720/0001 - September 2017

Name or company name	Golden Triangle Practice LLP
Contract type name	GDS Contract
Purpose of contract	General
Contract start date	01/04/2008
Contract end date	

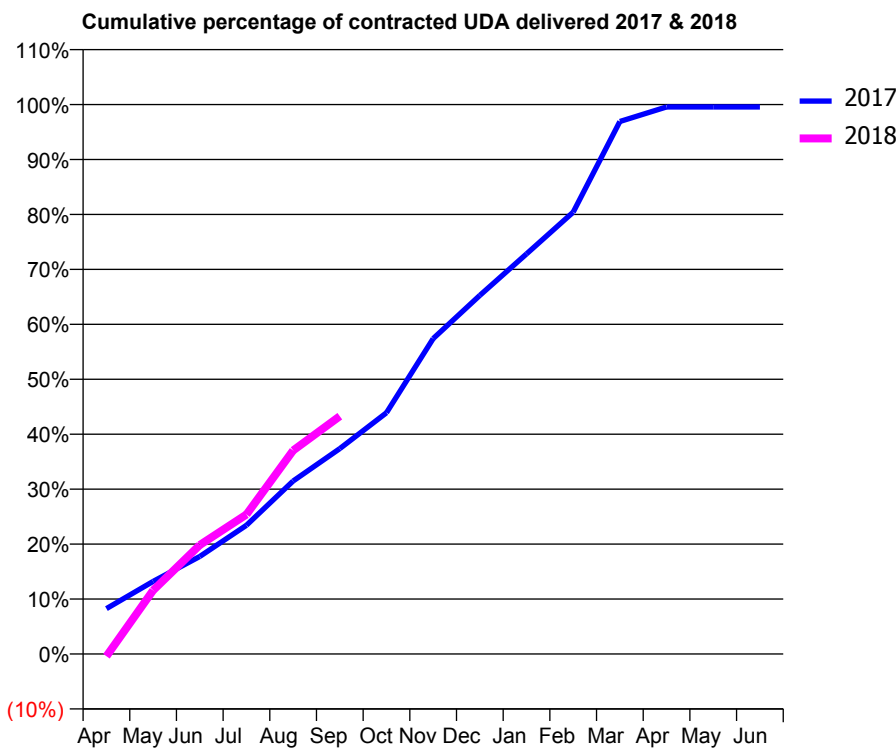
17/18 Contracted general activity (UDA)	2,303
Carry forward general activity (UDA)	10
17/18 Contracted orthodontic activity (UOA)	0
Carry forward orthodontic activity (UOA)	0
Baseline contract value	£64,639.90

### ACCESS\*

Patients seen in 24 months	Total	Change since previous quarter
Quarter ending September 2016	687	
Quarter ending December 2016	714	↑
Quarter ending March 2017	769	↑
Quarter ending June 2017	793	↑
Quarter ending September 2017	784	↓
<b>Variance since September 2016</b>	<b>14.1%</b>	<b>↑</b>



### ACTIVITY



Month	Adjusted Scheduled Activity (UDA)	
	2017	2018
April	190	-10
May	304	267
June	409	457
July	540	585
August	725	853
September	861	997
October	1,011	
November	1,322	
December	1,503	
January	1,677	
February	1,852	
March	2,232	
April	2,293	
May	2,293	
June	2,293	

### QUALITY

	Quantity	Base Number	Contract	AT	Region	England
% of FP17s for the same patient ID Re-attending within 3 months - Children	28	396	7.1%	10.9%	11.6%	11.9%
% of FP17s for the same patient ID Re-attending within 3 months - Adults	15	111	13.5%	14.5%	15.2%	15.9%
% of FP17s for the same patient ID Re-attending between 3 & 9 months - Children	254	396	64.1%	59.2%	59.1%	58.1%
% of FP17s for the same patient ID Re-attending between 3 & 9 months - Adults	48	111	43.2%	48.7%	51.7%	50.6%
% of FP17s for Band 1 Urgent Courses	43	488	8.8%	9.2%	8.0%	9.1%
% of FP17s Relating to Free Repair or Replacements	0	488	0.0%	0.8%	0.8%	0.8%
% of FP17s Relating to Continuations	1	488	0.2%	1.1%	1.0%	1.1%
% of Patients satisfied with the dentistry they have received	0	0	N/A	91.6%	91.5%	91.4%
% of Patients satisfied with the time they had to wait for an appointment	0	0	N/A	86.8%	88.2%	87.7%

\* This is based on patients treated on this contract for their most recent course of treatment. Figures in italics indicate the base number of FP17s or Patient Questionnaire responses are less than 100. N/A is shown where the base number of responses is less than 10 during the period. % is calculated as Quantity/Base number\*100

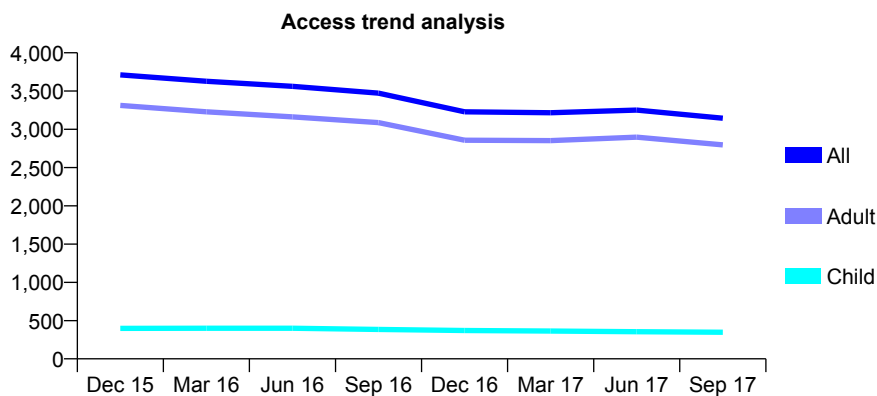
## Q56 - Vital Signs At a Glance Contract Report for 117455/0001 - September 2017

Name or company name	UEA Dentists
Contract type name	GDS Contract
Purpose of contract	General
Contract start date	01/03/2012
Contract end date	

17/18 Contracted general activity (UDA)	8,680
Carry forward general activity (UDA)	0
17/18 Contracted orthodontic activity (UOA)	0
Carry forward orthodontic activity (UOA)	0
Baseline contract value	£257,949.87

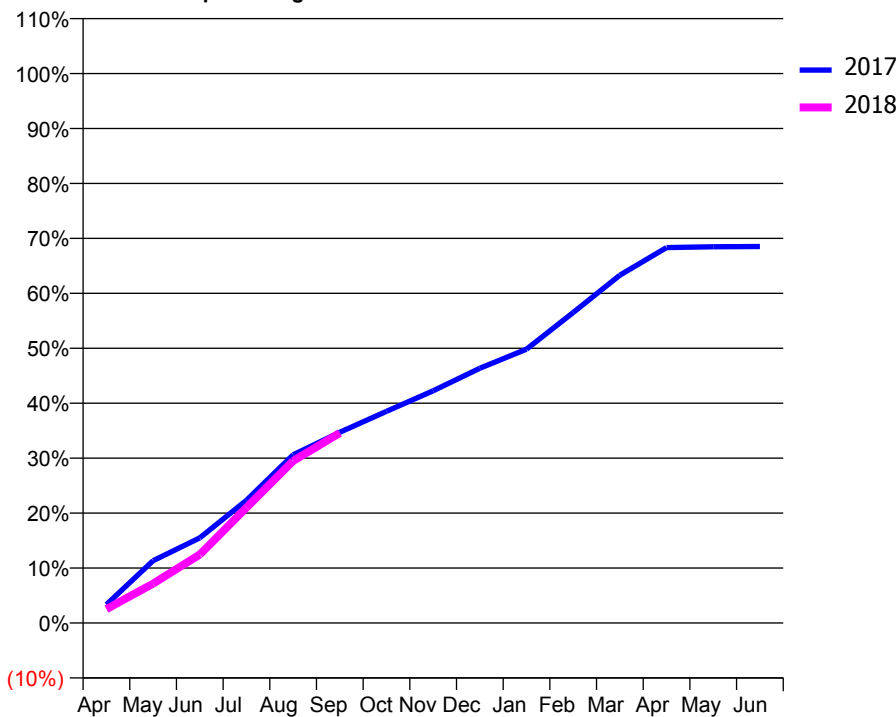
### ACCESS\*

Patients seen in 24 months	Total	Change since previous quarter
Quarter ending September 2016	3,472	
Quarter ending December 2016	3,228	↓
Quarter ending March 2017	3,216	→
Quarter ending June 2017	3,251	→
Quarter ending September 2017	3,145	↓
<b>Variance since September 2016</b>	<b>(9.4%)</b>	<b>↓</b>



### ACTIVITY

Cumulative percentage of contracted UDA delivered 2017 & 2018



Month	Adjusted Scheduled Activity (UDA)	
	2017	2018
April	292	219
May	984	623
June	1,345	1,082
July	1,940	1,824
August	2,658	2,561
September	3,013	3,002
October	3,343	
November	3,668	
December	4,025	
January	4,326	
February	4,904	
March	5,495	
April	5,931	
May	5,943	
June	5,947	

### QUALITY

	Quantity	Base Number	Contract	AT	Region	England
% of FP17s for the same patient ID Re-attending within 3 months - Children	16	271	5.9%	10.9%	11.6%	11.9%
% of FP17s for the same patient ID Re-attending within 3 months - Adults	239	1,655	14.4%	14.5%	15.2%	15.9%
% of FP17s for the same patient ID Re-attending between 3 & 9 months - Children	139	271	51.3%	59.2%	59.1%	58.1%
% of FP17s for the same patient ID Re-attending between 3 & 9 months - Adults	512	1,655	30.9%	48.7%	51.7%	50.6%
% of FP17s for Band 1 Urgent Courses	306	1,695	18.1%	9.2%	8.0%	9.1%
% of FP17s Relating to Free Repair or Replacements	1	1,695	0.1%	0.8%	0.8%	0.8%
% of FP17s Relating to Continuations	19	1,695	1.1%	1.1%	1.0%	1.1%
% of Patients satisfied with the dentistry they have received	0	1	N/A	91.6%	91.5%	91.4%
% of Patients satisfied with the time they had to wait for an appointment	0	1	N/A	86.8%	88.2%	87.7%

\* This is based on patients treated on this contract for their most recent course of treatment. Figures in italics indicate the base number of FP17s or Patient Questionnaire responses are less than 100. N/A is shown where the base number of responses is less than 10 during the period. % is calculated as Quantity/Base number\*100

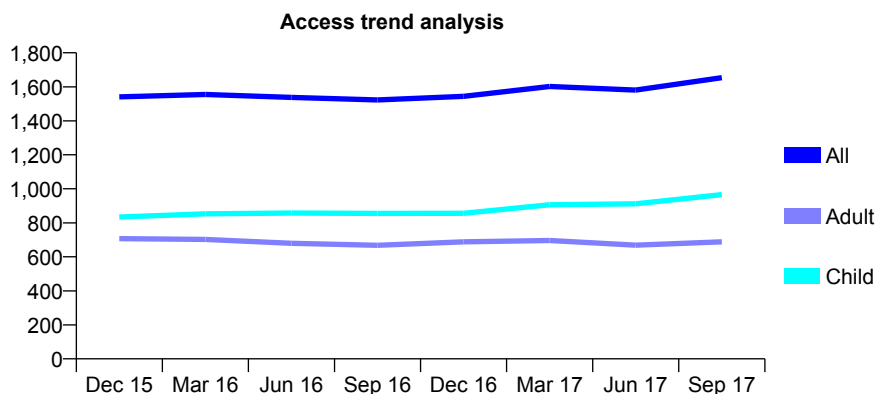
## Q56 - Vital Signs At a Glance Contract Report for 117501/0001 - September 2017

Name or company name	The High Street Dental Practice
Contract type name	GDS Contract
Purpose of contract	General
Contract start date	01/10/2010
Contract end date	

17/18 Contracted general activity (UDA)	4,321
Carry forward general activity (UDA)	0
17/18 Contracted orthodontic activity (UOA)	0
Carry forward orthodontic activity (UOA)	0
Baseline contract value	£95,441.07

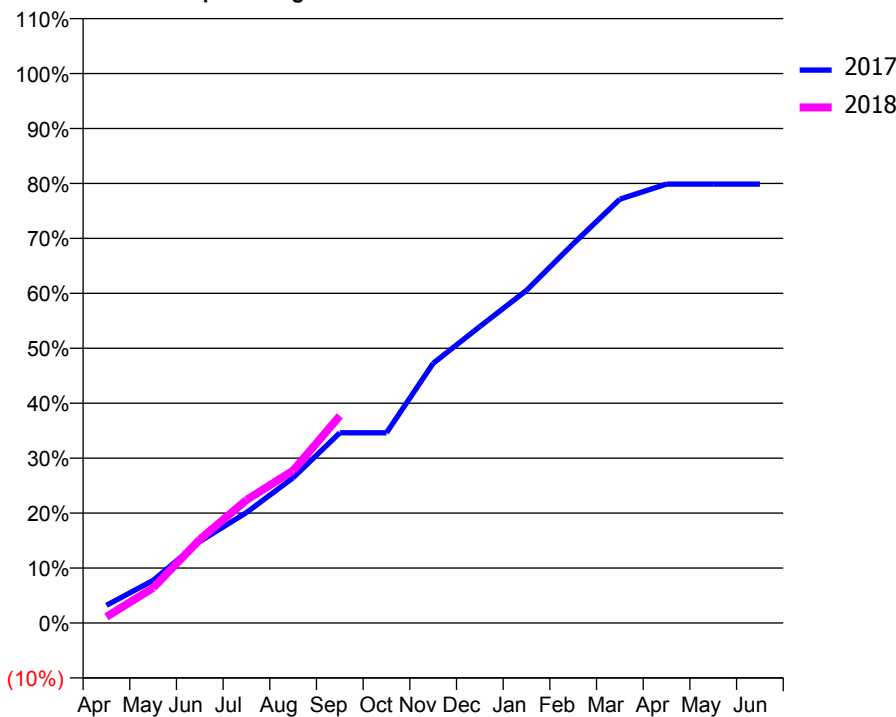
### ACCESS\*

Patients seen in 24 months	Total	Change since previous quarter
Quarter ending September 2016	1,523	
Quarter ending December 2016	1,544	→
Quarter ending March 2017	1,602	↑
Quarter ending June 2017	1,581	↓
Quarter ending September 2017	1,654	↑
<b>Variance since September 2016</b>	<b>8.6%</b>	<b>↑</b>



### ACTIVITY

Cumulative percentage of contracted UDA delivered 2017 & 2018



Adjusted Scheduled Activity (UDA)

Month	2017	2018
April	139	48
May	335	276
June	641	657
July	869	967
August	1,143	1,199
September	1,496	1,629
October	1,496	
November	2,042	
December	2,332	
January	2,615	
February	2,981	
March	3,333	
April	3,452	
May	3,452	
June	3,452	

### QUALITY

	Quantity	Base Number	Contract	AT	Region	England
% of FP17s for the same patient ID Re-attending within 3 months - Children	50	815	6.1%	10.9%	11.6%	11.9%
% of FP17s for the same patient ID Re-attending within 3 months - Adults	47	386	12.2%	14.5%	15.2%	15.9%
% of FP17s for the same patient ID Re-attending between 3 & 9 months - Children	508	815	62.3%	59.2%	59.1%	58.1%
% of FP17s for the same patient ID Re-attending between 3 & 9 months - Adults	169	386	43.8%	48.7%	51.7%	50.6%
% of FP17s for Band 1 Urgent Courses	43	1,126	3.8%	9.2%	8.0%	9.1%
% of FP17s Relating to Free Repair or Replacements	0	1,126	0.0%	0.8%	0.8%	0.8%
% of FP17s Relating to Continuations	20	1,126	1.8%	1.1%	1.0%	1.1%
% of Patients satisfied with the dentistry they have received	1	1	N/A	91.6%	91.5%	91.4%
% of Patients satisfied with the time they had to wait for an appointment	1	1	N/A	86.8%	88.2%	87.7%

\* This is based on patients treated on this contract for their most recent course of treatment. Figures in italics indicate the base number of FP17s or Patient Questionnaire responses are less than 100. N/A is shown where the base number of responses is less than 10 during the period. % is calculated as Quantity/Base number\*100



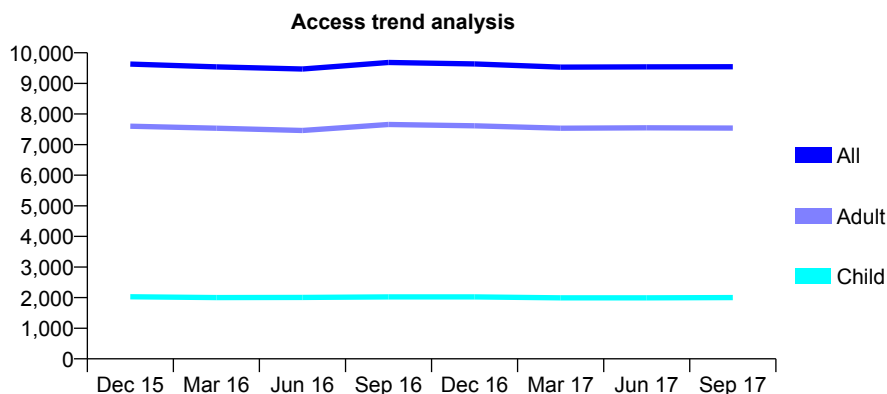
## Q56 - Vital Signs At a Glance Contract Report for 117994/0001 - September 2017

Name or company name	Wensleydale Dental Practice
Contract type name	GDS Contract
Purpose of contract	General
Contract start date	01/07/2011
Contract end date	

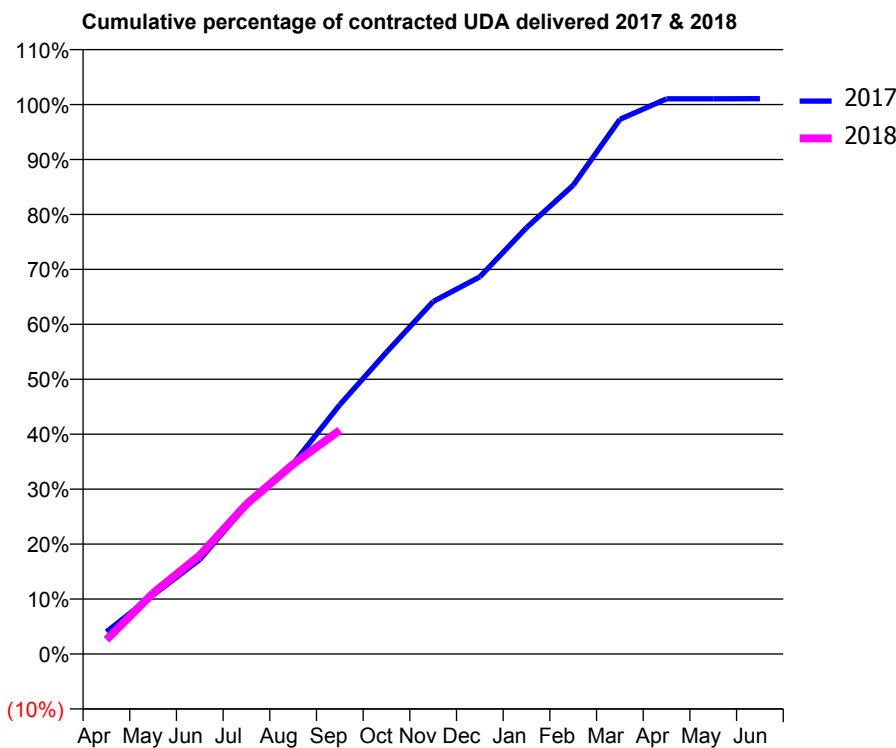
17/18 Contracted general activity (UDA)	32,267
Carry forward general activity (UDA)	-340
17/18 Contracted orthodontic activity (UOA)	0
Carry forward orthodontic activity (UOA)	0
Baseline contract value	£820,700.10

### ACCESS\*

Patients seen in 24 months	Total	Change since previous quarter
Quarter ending September 2016	9,685	
Quarter ending December 2016	9,638	→
Quarter ending March 2017	9,530	↓
Quarter ending June 2017	9,542	→
Quarter ending September 2017	9,545	→
<b>Variance since September 2016</b>	<b>(1.4%)</b>	<b>↓</b>



### ACTIVITY



Month	Adjusted Scheduled Activity (UDA)	
	2017	2018
April	1,300	843
May	3,463	3,583
June	5,550	5,801
July	8,749	8,805
August	11,177	11,145
September	14,639	13,144
October	17,726	
November	20,702	
December	22,148	
January	25,040	
February	27,524	
March	31,396	
April	32,600	
May	32,604	
June	32,607	

### QUALITY

	Quantity	Base Number	Contract	AT	Region	England
% of FP17s for the same patient ID Re-attending within 3 months - Children	90	1,518	5.9%	10.9%	11.6%	11.9%
% of FP17s for the same patient ID Re-attending within 3 months - Adults	726	5,442	13.3%	14.5%	15.2%	15.9%
% of FP17s for the same patient ID Re-attending between 3 & 9 months - Children	1,045	1,518	68.8%	59.2%	59.1%	58.1%
% of FP17s for the same patient ID Re-attending between 3 & 9 months - Adults	3,596	5,442	66.1%	48.7%	51.7%	50.6%
% of FP17s for Band 1 Urgent Courses	401	6,532	6.1%	9.2%	8.0%	9.1%
% of FP17s Relating to Free Repair or Replacements	78	6,532	1.2%	0.8%	0.8%	0.8%
% of FP17s Relating to Continuations	17	6,532	0.3%	1.1%	1.0%	1.1%
% of Patients satisfied with the dentistry they have received	17	17	100.0%	91.6%	91.5%	91.4%
% of Patients satisfied with the time they had to wait for an appointment	13	17	76.5%	86.8%	88.2%	87.7%

\* This is based on patients treated on this contract for their most recent course of treatment. Figures in italics indicate the base number of FP17s or Patient Questionnaire responses are less than 100. N/A is shown where the base number of responses is less than 10 during the period. % is calculated as Quantity/Base number\*100

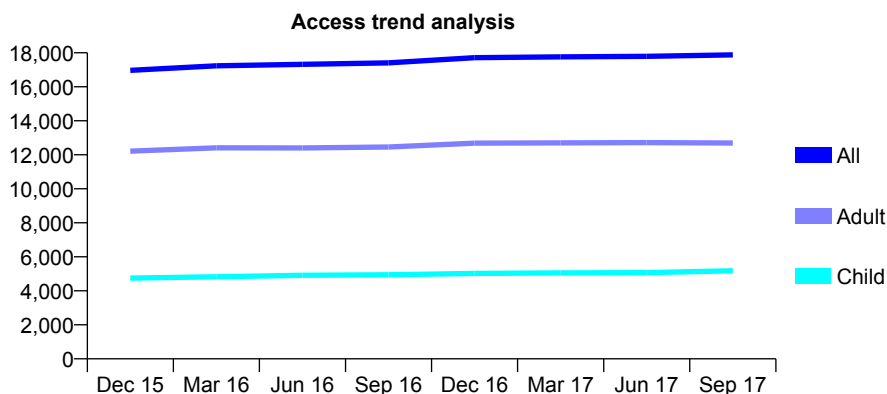
## Q56 - Vital Signs At a Glance Contract Report for 118036/0001 - September 2017

Name or company name	DU TOIT & BURGER PARTNERSHIP (IPS)
Contract type name	GDS Contract
Purpose of contract	General and Orthodontic
Contract start date	01/04/2007
Contract end date	

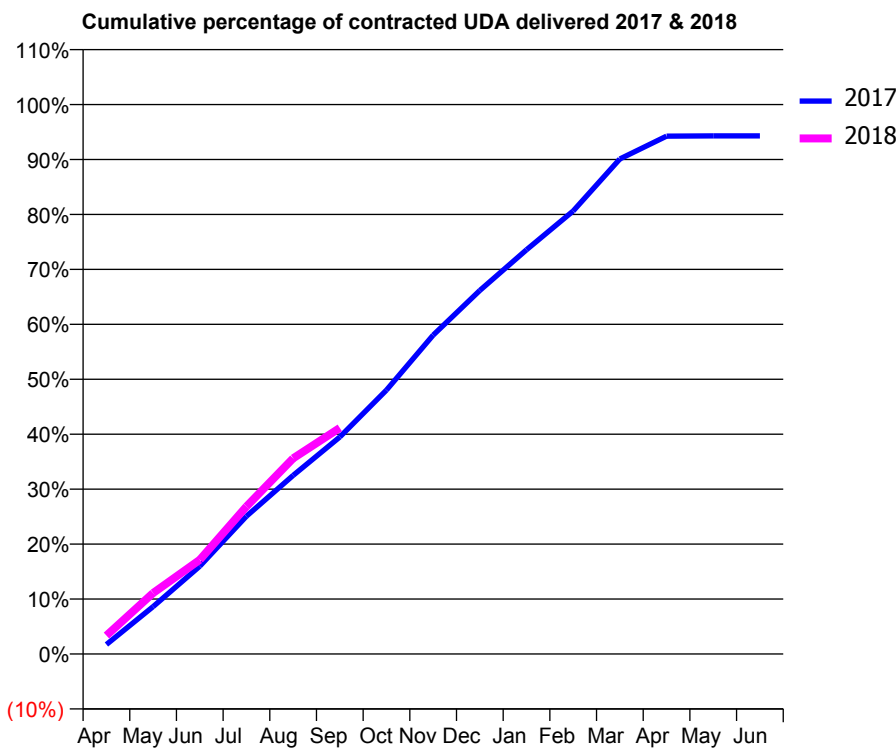
17/18 Contracted general activity (UDA)	42,501
Carry forward general activity (UDA)	0
17/18 Contracted orthodontic activity (UOA)	7,184
Carry forward orthodontic activity (UOA)	-144
Baseline contract value	£1,455,605.56

### ACCESS\*

Patients seen in 24 months	Total	Change since previous quarter
Quarter ending September 2016	17,405	
Quarter ending December 2016	17,710	→
Quarter ending March 2017	17,762	→
Quarter ending June 2017	17,794	→
Quarter ending September 2017	17,875	→
<b>Variance since September 2016</b>	<b>2.7%</b>	<b>↑</b>



### ACTIVITY



Month	Adjusted Scheduled Activity (UDA)	
	2017	2018
April	738	1,427
May	3,665	4,717
June	6,787	7,287
July	10,663	11,408
August	13,812	15,131
September	16,785	17,488
October	20,413	
November	24,668	
December	28,122	
January	31,265	
February	34,265	
March	38,289	
April	40,049	
May	40,069	
June	40,070	

### QUALITY

	Quantity	Base Number	Contract	AT	Region	England
% of FP17s for the same patient ID Re-attending within 3 months - Children	382	4,750	8.0%	10.9%	11.6%	11.9%
% of FP17s for the same patient ID Re-attending within 3 months - Adults	494	7,204	6.9%	14.5%	15.2%	15.9%
% of FP17s for the same patient ID Re-attending between 3 & 9 months - Children	3,083	4,750	64.9%	59.2%	59.1%	58.1%
% of FP17s for the same patient ID Re-attending between 3 & 9 months - Adults	2,686	7,204	37.3%	48.7%	51.7%	50.6%
% of FP17s for Band 1 Urgent Courses	532	10,599	5.0%	9.2%	8.0%	9.1%
% of FP17s Relating to Free Repair or Replacements	36	10,599	0.3%	0.8%	0.8%	0.8%
% of FP17s Relating to Continuations	76	10,599	0.7%	1.1%	1.0%	1.1%
% of Patients satisfied with the dentistry they have received	13	18	72.2%	91.6%	91.5%	91.4%
% of Patients satisfied with the time they had to wait for an appointment	12	18	66.7%	86.8%	88.2%	87.7%

\* This is based on patients treated on this contract for their most recent course of treatment. Figures in italics indicate the base number of FP17s or Patient Questionnaire responses are less than 100. N/A is shown where the base number of responses is less than 10 during the period. % is calculated as Quantity/Base number\*100

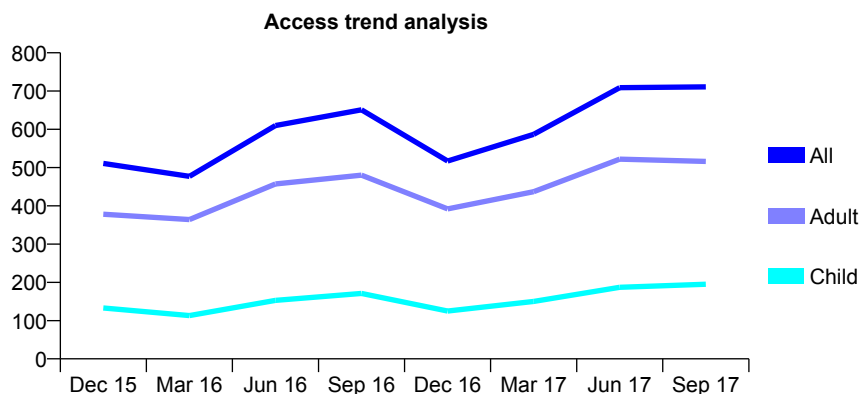
## Q56 - Vital Signs At a Glance Contract Report for 119113/0001 - September 2017

Name or company name	Sprinz-Victorova
Contract type name	GDS Contract
Purpose of contract	General
Contract start date	12/10/2009
Contract end date	

17/18 Contracted general activity (UDA)	1,189
Carry forward general activity (UDA)	-24
17/18 Contracted orthodontic activity (UOA)	0
Carry forward orthodontic activity (UOA)	0
Baseline contract value	£29,809.73

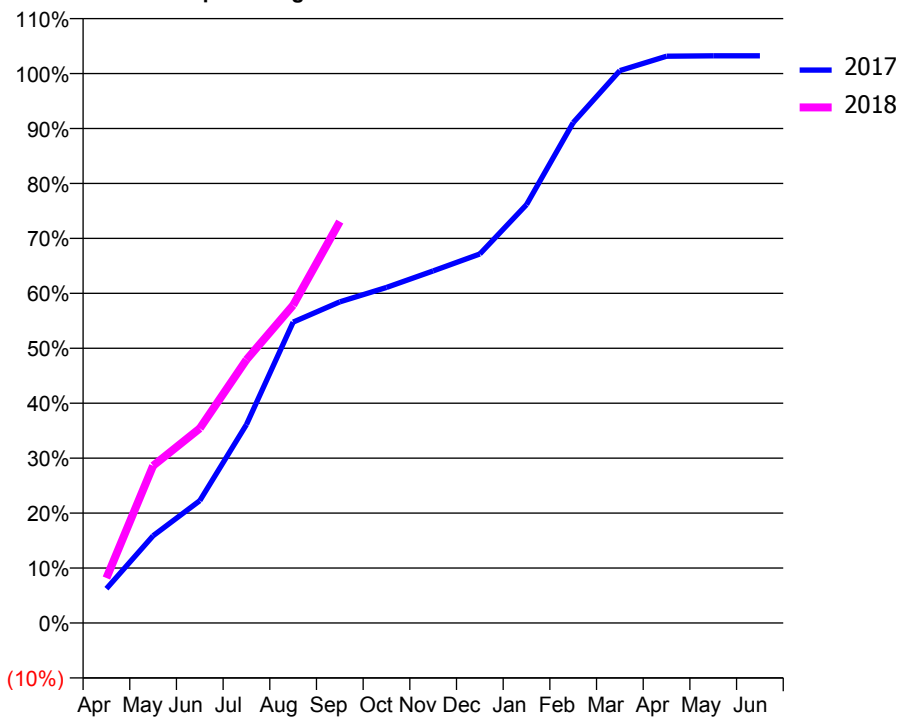
### ACCESS\*

Patients seen in 24 months	Total	Change since previous quarter
Quarter ending September 2016	651	
Quarter ending December 2016	517	↓
Quarter ending March 2017	587	↑
Quarter ending June 2017	709	↑
Quarter ending September 2017	711	→
<b>Variance since September 2016</b>	<b>9.2%</b>	<b>↑</b>



### ACTIVITY

Cumulative percentage of contracted UDA delivered 2017 & 2018



Month	Adjusted Scheduled Activity (UDA)	
	2017	2018
April	74	97
May	189	340
June	265	421
July	429	570
August	651	688
September	695	869
October	726	
November	762	
December	799	
January	905	
February	1,083	
March	1,195	
April	1,226	
May	1,227	
June	1,227	

### QUALITY

	Quantity	Base Number	Contract	AT	Region	England
% of FP17s for the same patient ID Re-attending within 3 months - Children	4	169	2.4%	10.9%	11.6%	11.9%
% of FP17s for the same patient ID Re-attending within 3 months - Adults	39	421	9.3%	14.5%	15.2%	15.9%
% of FP17s for the same patient ID Re-attending between 3 & 9 months - Children	60	169	35.5%	59.2%	59.1%	58.1%
% of FP17s for the same patient ID Re-attending between 3 & 9 months - Adults	147	421	34.9%	48.7%	51.7%	50.6%
% of FP17s for Band 1 Urgent Courses	33	566	5.8%	9.2%	8.0%	9.1%
% of FP17s Relating to Free Repair or Replacements	0	566	0.0%	0.8%	0.8%	0.8%
% of FP17s Relating to Continuations	9	566	1.6%	1.1%	1.0%	1.1%
% of Patients satisfied with the dentistry they have received	0	1	N/A	91.6%	91.5%	91.4%
% of Patients satisfied with the time they had to wait for an appointment	0	1	N/A	86.8%	88.2%	87.7%

\* This is based on patients treated on this contract for their most recent course of treatment. Figures in italics indicate the base number of FP17s or Patient Questionnaire responses are less than 100. N/A is shown where the base number of responses is less than 10 during the period. % is calculated as Quantity/Base number\*100

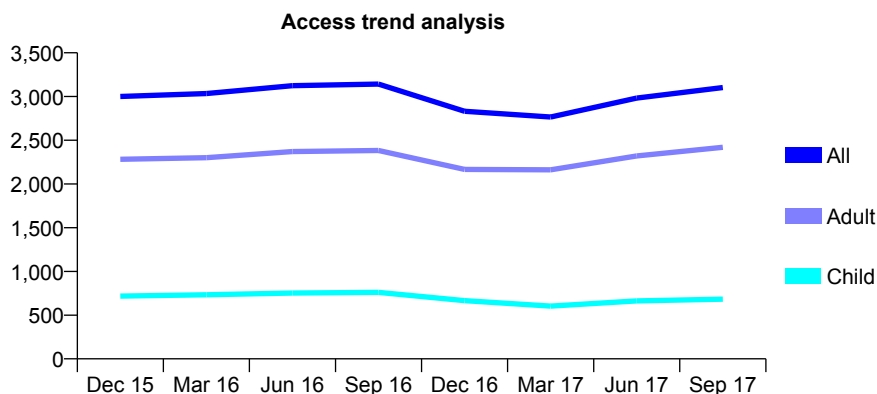
## Q56 - Vital Signs At a Glance Contract Report for 119210/0001 - September 2017

Name or company name	Dr K A Fagher & Dr A Surti
Contract type name	GDS Contract
Purpose of contract	General
Contract start date	01/07/2011
Contract end date	

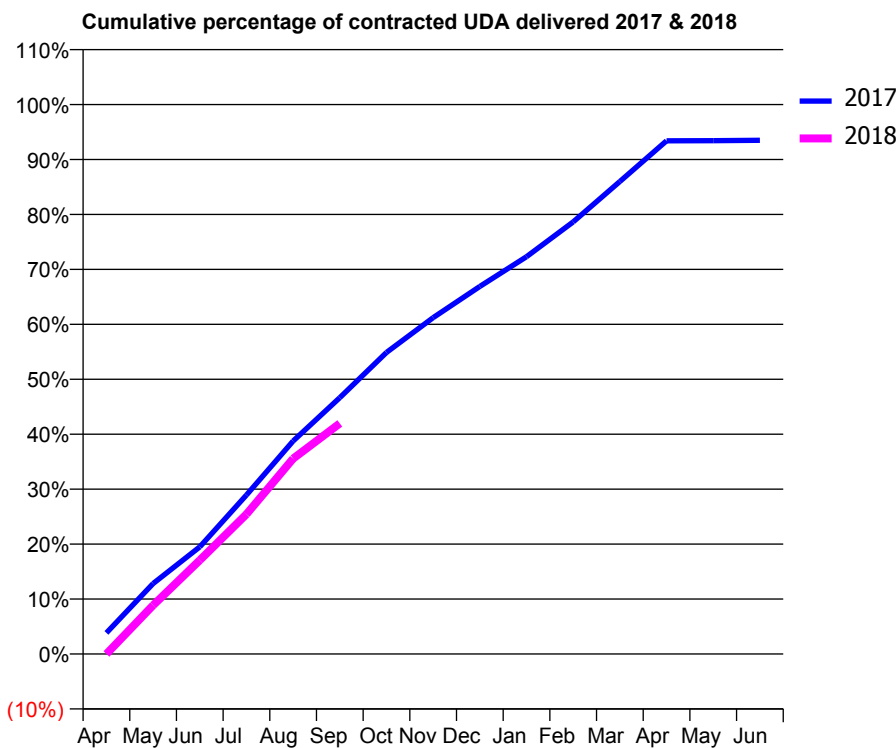
17/18 Contracted general activity (UDA)	8,918
Carry forward general activity (UDA)	0
17/18 Contracted orthodontic activity (UOA)	0
Carry forward orthodontic activity (UOA)	0
Baseline contract value	£208,401.85

### ACCESS\*

Patients seen in 24 months	Total	Change since previous quarter
Quarter ending September 2016	3,143	
Quarter ending December 2016	2,832	↓
Quarter ending March 2017	2,765	↓
Quarter ending June 2017	2,983	↑
Quarter ending September 2017	3,103	↑
<b>Variance since September 2016</b>	<b>(1.3%)</b>	<b>↓</b>



### ACTIVITY



Month	Adjusted Scheduled Activity (UDA)	
	2017	2018
April	343	1
May	1,144	791
June	1,739	1,521
July	2,581	2,268
August	3,457	3,172
September	4,161	3,743
October	4,893	
November	5,459	
December	5,966	
January	6,449	
February	7,012	
March	7,669	
April	8,330	
May	8,331	
June	8,337	

### QUALITY

	Quantity	Base Number	Contract	AT	Region	England
% of FP17s for the same patient ID Re-attending within 3 months - Children	26	573	4.5%	10.9%	11.6%	11.9%
% of FP17s for the same patient ID Re-attending within 3 months - Adults	298	1,964	15.2%	14.5%	15.2%	15.9%
% of FP17s for the same patient ID Re-attending between 3 & 9 months - Children	271	573	47.3%	59.2%	59.1%	58.1%
% of FP17s for the same patient ID Re-attending between 3 & 9 months - Adults	688	1,964	35.0%	48.7%	51.7%	50.6%
% of FP17s for Band 1 Urgent Courses	213	2,229	9.6%	9.2%	8.0%	9.1%
% of FP17s Relating to Free Repair or Replacements	24	2,229	1.1%	0.8%	0.8%	0.8%
% of FP17s Relating to Continuations	15	2,229	0.7%	1.1%	1.0%	1.1%
% of Patients satisfied with the dentistry they have received	8	8	N/A	91.6%	91.5%	91.4%
% of Patients satisfied with the time they had to wait for an appointment	6	8	N/A	86.8%	88.2%	87.7%

\* This is based on patients treated on this contract for their most recent course of treatment. Figures in italics indicate the base number of FP17s or Patient Questionnaire responses are less than 100. N/A is shown where the base number of responses is less than 10 during the period. % is calculated as Quantity/Base number\*100

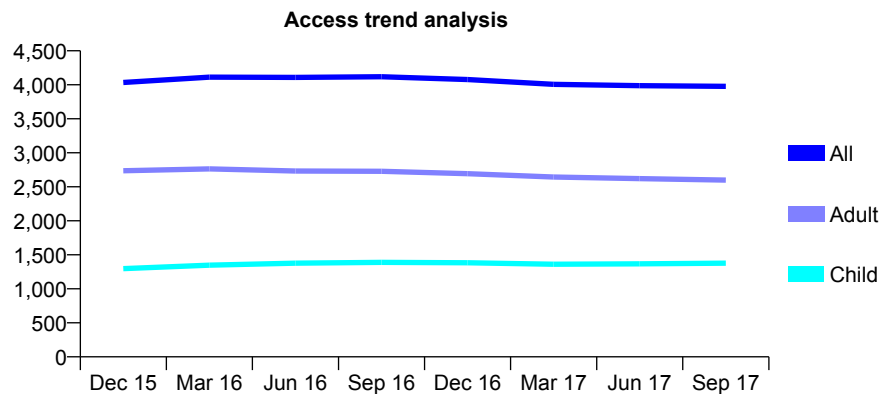
## Q56 - Vital Signs At a Glance Contract Report for 119636/0001 - September 2017

Name or company name	Apple Tree Dental Practice
Contract type name	GDS Contract
Purpose of contract	General
Contract start date	25/04/2013
Contract end date	

17/18 Contracted general activity (UDA)	9,642
Carry forward general activity (UDA)	-193
17/18 Contracted orthodontic activity (UOA)	0
Carry forward orthodontic activity (UOA)	0
Baseline contract value	£326,098.41

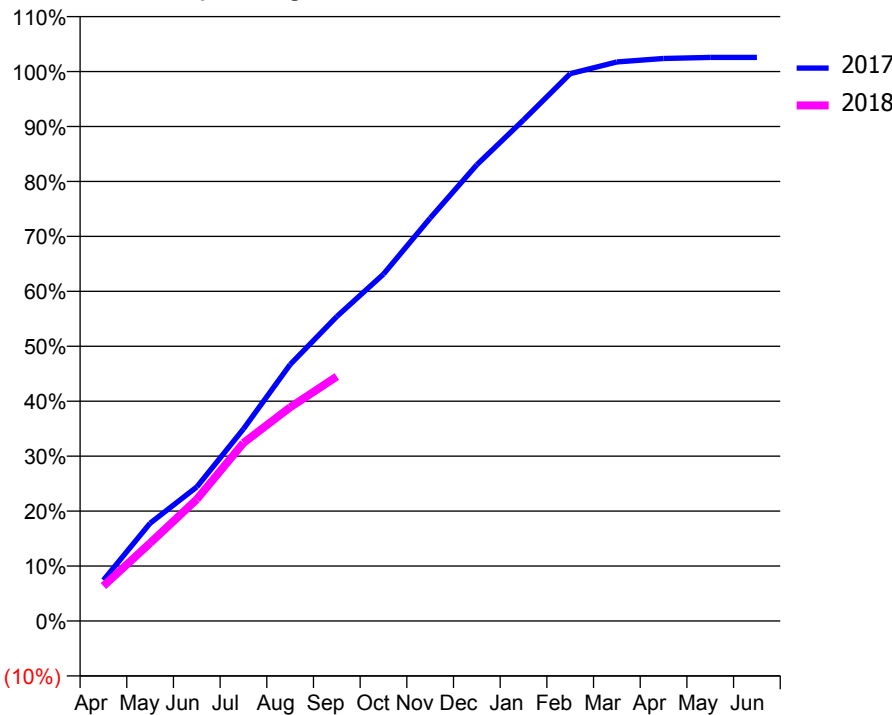
### ACCESS\*

Patients seen in 24 months	Total	Change since previous quarter
Quarter ending September 2016	4,118	
Quarter ending December 2016	4,077	→
Quarter ending March 2017	4,006	↓
Quarter ending June 2017	3,988	→
Quarter ending September 2017	3,977	→
<b>Variance since September 2016</b>	<b>(3.4%)</b>	<b>↓</b>



### ACTIVITY

Cumulative percentage of contracted UDA delivered 2017 & 2018



Month	Adjusted Scheduled Activity (UDA)	
	2017	2018
April	718	615
May	1,716	1,367
June	2,352	2,134
July	3,371	3,126
August	4,500	3,749
September	5,342	4,289
October	6,087	
November	7,070	
December	8,006	
January	8,792	
February	9,605	
March	9,809	
April	9,871	
May	9,889	
June	9,890	

### QUALITY

	Quantity	Base Number	Contract	AT	Region	England
% of FP17s for the same patient ID Re-attending within 3 months - Children	68	1,168	5.8%	10.9%	11.6%	11.9%
% of FP17s for the same patient ID Re-attending within 3 months - Adults	173	1,809	9.6%	14.5%	15.2%	15.9%
% of FP17s for the same patient ID Re-attending between 3 & 9 months - Children	789	1,168	67.6%	59.2%	59.1%	58.1%
% of FP17s for the same patient ID Re-attending between 3 & 9 months - Adults	1,144	1,809	63.2%	48.7%	51.7%	50.6%
% of FP17s for Band 1 Urgent Courses	221	2,912	7.6%	9.2%	8.0%	9.1%
% of FP17s Relating to Free Repair or Replacements	13	2,912	0.4%	0.8%	0.8%	0.8%
% of FP17s Relating to Continuations	6	2,912	0.2%	1.1%	1.0%	1.1%
% of Patients satisfied with the dentistry they have received	7	7	N/A	91.6%	91.5%	91.4%
% of Patients satisfied with the time they had to wait for an appointment	6	7	N/A	86.8%	88.2%	87.7%

\* This is based on patients treated on this contract for their most recent course of treatment. Figures in italics indicate the base number of FP17s or Patient Questionnaire responses are less than 100. N/A is shown where the base number of responses is less than 10 during the period. % is calculated as Quantity/Base number\*100

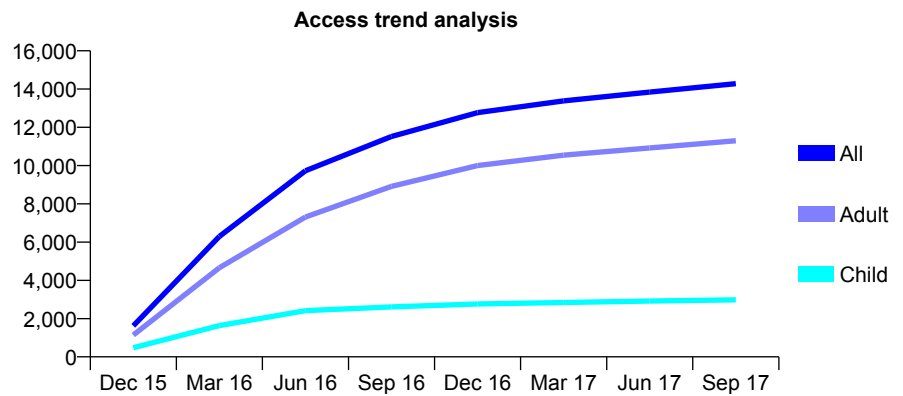
## Q56 - Vital Signs At a Glance Contract Report for 120081/0001 - September 2017

Name or company name	Staffa Lodge Dental Group Ltd
Contract type name	GDS Contract
Purpose of contract	General
Contract start date	01/11/2015
Contract end date	

17/18 Contracted general activity (UDA)	40,819
Carry forward general activity (UDA)	0
17/18 Contracted orthodontic activity (UOA)	0
Carry forward orthodontic activity (UOA)	0
Baseline contract value	£877,642.41

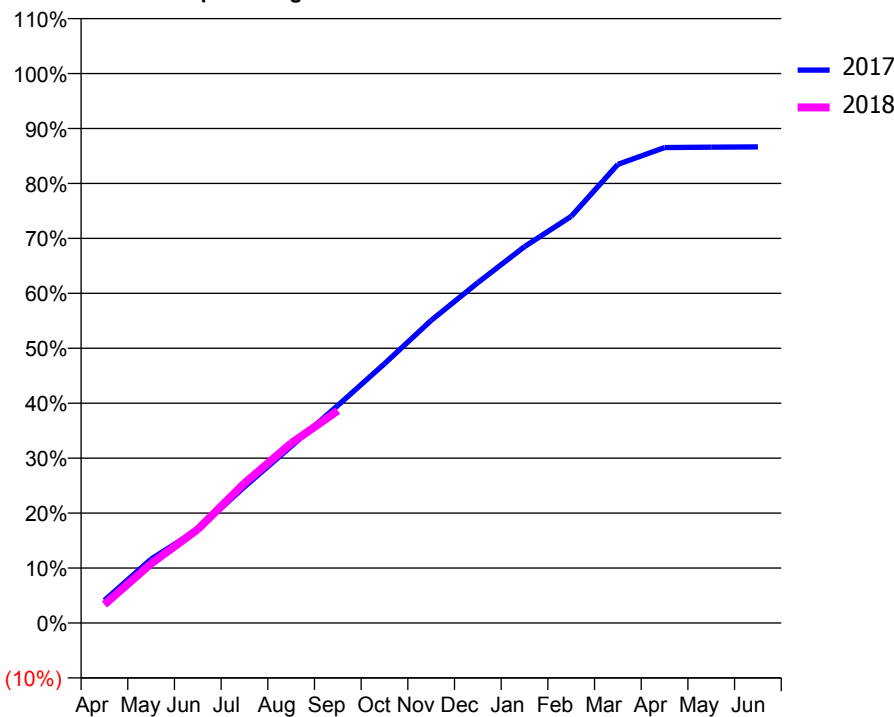
### ACCESS\*

Patients seen in 24 months	Total	Change since previous quarter
Quarter ending September 2016	11,522	
Quarter ending December 2016	12,767	↑
Quarter ending March 2017	13,380	↑
Quarter ending June 2017	13,840	↑
Quarter ending September 2017	14,279	↑
<b>Variance since September 2016</b>	<b>23.9%</b>	<b>↑</b>



### ACTIVITY

**Cumulative percentage of contracted UDA delivered 2017 & 2018**



Month	Adjusted Scheduled Activity (UDA)	
	2017	2018
April	1,674	1,370
May	4,745	4,414
June	6,945	6,960
July	10,121	10,387
August	13,118	13,351
September	16,159	15,776
October	19,259	
November	22,483	
December	25,279	
January	27,961	
February	30,211	
March	34,069	
April	35,322	
May	35,349	
June	35,365	

### QUALITY

	Quantity	Base Number	Contract	AT	Region	England
% of FP17s for the same patient ID Re-attending within 3 months - Children	287	2,731	10.5%	10.9%	11.6%	11.9%
% of FP17s for the same patient ID Re-attending within 3 months - Adults	1,128	7,994	14.1%	14.5%	15.2%	15.9%
% of FP17s for the same patient ID Re-attending between 3 & 9 months - Children	1,926	2,731	70.5%	59.2%	59.1%	58.1%
% of FP17s for the same patient ID Re-attending between 3 & 9 months - Adults	3,741	7,994	46.8%	48.7%	51.7%	50.6%
% of FP17s for Band 1 Urgent Courses	1,055	9,973	10.6%	9.2%	8.0%	9.1%
% of FP17s Relating to Free Repair or Replacements	97	9,973	1.0%	0.8%	0.8%	0.8%
% of FP17s Relating to Continuations	94	9,973	0.9%	1.1%	1.0%	1.1%
% of Patients satisfied with the dentistry they have received	54	59	91.5%	91.6%	91.5%	91.4%
% of Patients satisfied with the time they had to wait for an appointment	54	59	91.5%	86.8%	88.2%	87.7%

\* This is based on patients treated on this contract for their most recent course of treatment. Figures in italics indicate the base number of FP17s or Patient Questionnaire responses are less than 100. N/A is shown where the base number of responses is less than 10 during the period. % is calculated as Quantity/Base number\*100

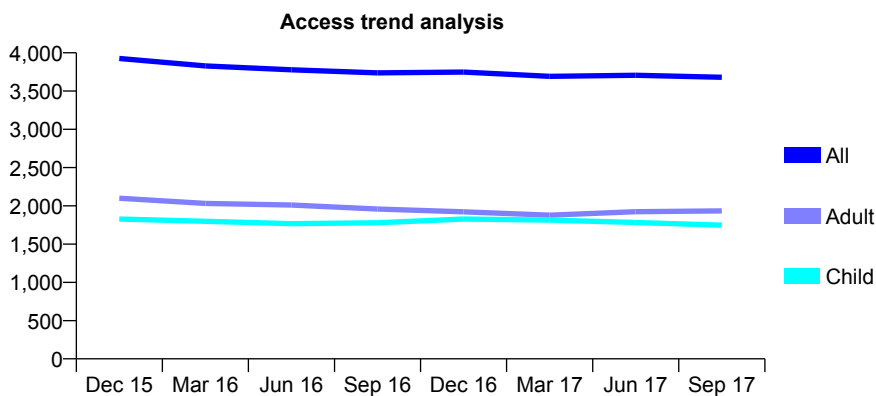
## Q56 - Vital Signs At a Glance Contract Report for 120413/0001 - September 2017

Name or company name	Caring Dentistry Ltd
Contract type name	GDS Contract
Purpose of contract	General
Contract start date	01/04/2010
Contract end date	

17/18 Contracted general activity (UDA)	13,335
Carry forward general activity (UDA)	390
17/18 Contracted orthodontic activity (UOA)	0
Carry forward orthodontic activity (UOA)	0
Baseline contract value	£371,851.42

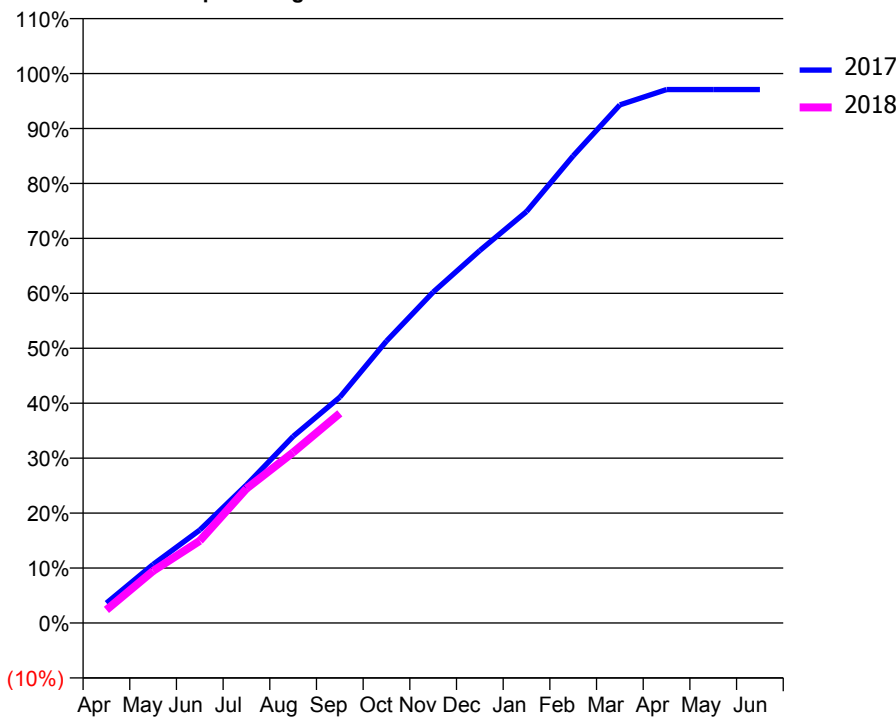
### ACCESS\*

Patients seen in 24 months	Total	Change since previous quarter
Quarter ending September 2016	3,738	
Quarter ending December 2016	3,748	→
Quarter ending March 2017	3,692	↓
Quarter ending June 2017	3,706	→
Quarter ending September 2017	3,681	→
<b>Variance since September 2016</b>	<b>(1.5%)</b>	<b>↓</b>



### ACTIVITY

Cumulative percentage of contracted UDA delivered 2017 & 2018



Month	Adjusted Scheduled Activity (UDA)	
	2017	2018
April	483	319
May	1,423	1,263
June	2,257	1,995
July	3,349	3,260
August	4,529	4,141
September	5,481	5,088
October	6,842	
November	8,029	
December	9,040	
January	9,985	
February	11,336	
March	12,572	
April	12,946	
May	12,946	
June	12,945	

### QUALITY

	Quantity	Base Number	Contract	AT	Region	England
% of FP17s for the same patient ID Re-attending within 3 months - Children	109	1,477	7.4%	10.9%	11.6%	11.9%
% of FP17s for the same patient ID Re-attending within 3 months - Adults	240	1,346	17.8%	14.5%	15.2%	15.9%
% of FP17s for the same patient ID Re-attending between 3 & 9 months - Children	1,049	1,477	71.0%	59.2%	59.1%	58.1%
% of FP17s for the same patient ID Re-attending between 3 & 9 months - Adults	694	1,346	51.6%	48.7%	51.7%	50.6%
% of FP17s for Band 1 Urgent Courses	228	2,615	8.7%	9.2%	8.0%	9.1%
% of FP17s Relating to Free Repair or Replacements	8	2,615	0.3%	0.8%	0.8%	0.8%
% of FP17s Relating to Continuations	8	2,615	0.3%	1.1%	1.0%	1.1%
% of Patients satisfied with the dentistry they have received	4	4	N/A	91.6%	91.5%	91.4%
% of Patients satisfied with the time they had to wait for an appointment	4	4	N/A	86.8%	88.2%	87.7%

\* This is based on patients treated on this contract for their most recent course of treatment. Figures in italics indicate the base number of FP17s or Patient Questionnaire responses are less than 100. N/A is shown where the base number of responses is less than 10 during the period. % is calculated as Quantity/Base number\*100

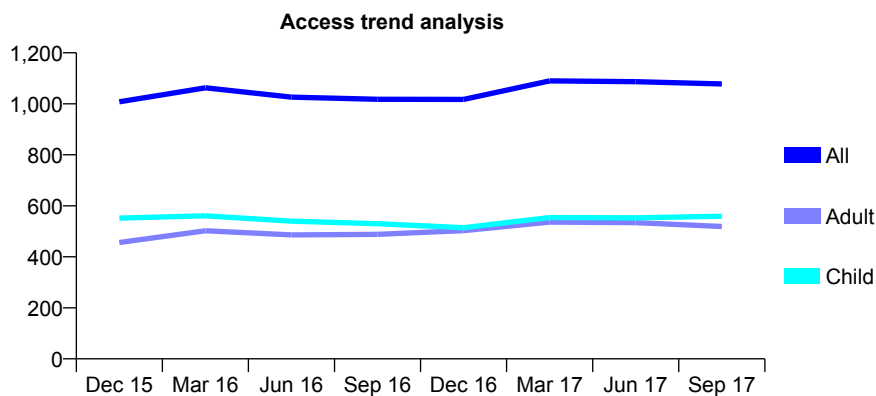
## Q56 - Vital Signs At a Glance Contract Report for 120537/0001 - September 2017

Name or company name	Market Square Dental Practice
Contract type name	GDS Contract
Purpose of contract	General
Contract start date	04/08/2011
Contract end date	

17/18 Contracted general activity (UDA)	2,639
Carry forward general activity (UDA)	0
17/18 Contracted orthodontic activity (UOA)	0
Carry forward orthodontic activity (UOA)	0
Baseline contract value	£59,535.37

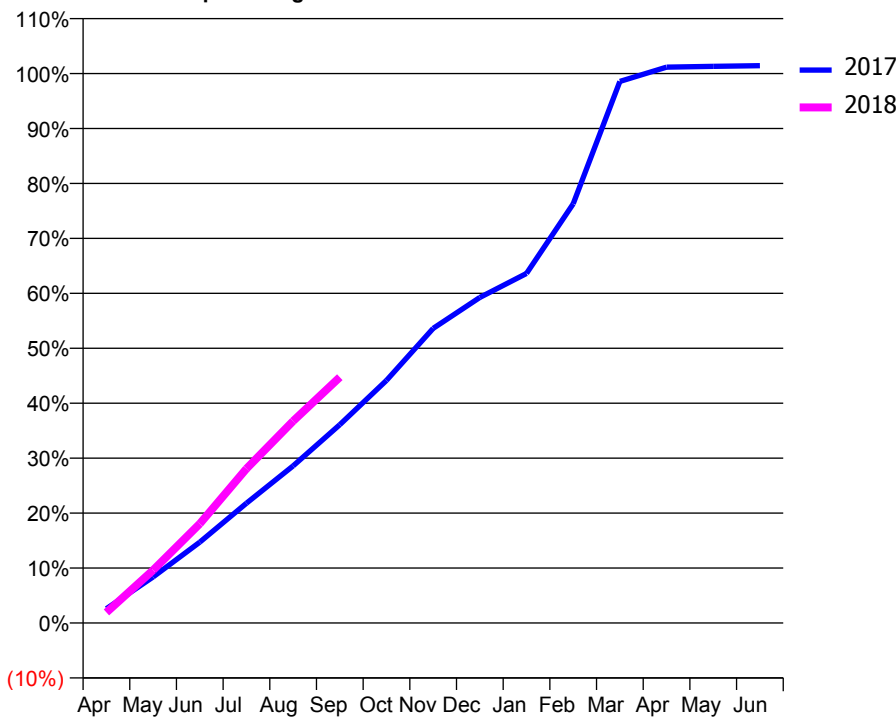
### ACCESS\*

Patients seen in 24 months	Total	Change since previous quarter
Quarter ending September 2016	1,018	
Quarter ending December 2016	1,017	→
Quarter ending March 2017	1,090	↑
Quarter ending June 2017	1,087	→
Quarter ending September 2017	1,078	→
<b>Variance since September 2016</b>	<b>5.9%</b>	<b>↑</b>



### ACTIVITY

Cumulative percentage of contracted UDA delivered 2017 & 2018



Adjusted Scheduled Activity (UDA)

Month	2017	2018
April	69	51
May	221	254
June	388	477
July	575	741
August	755	970
September	952	1,181
October	1,165	
November	1,415	
December	1,564	
January	1,679	
February	2,013	
March	2,601	
April	2,669	
May	2,673	
June	2,676	

### QUALITY

	Quantity	Base Number	Contract	AT	Region	England
% of FP17s for the same patient ID Re-attending within 3 months - Children	39	445	8.8%	10.9%	11.6%	11.9%
% of FP17s for the same patient ID Re-attending within 3 months - Adults	42	338	12.4%	14.5%	15.2%	15.9%
% of FP17s for the same patient ID Re-attending between 3 & 9 months - Children	305	445	68.5%	59.2%	59.1%	58.1%
% of FP17s for the same patient ID Re-attending between 3 & 9 months - Adults	228	338	67.5%	48.7%	51.7%	50.6%
% of FP17s for Band 1 Urgent Courses	39	738	5.3%	9.2%	8.0%	9.1%
% of FP17s Relating to Free Repair or Replacements	5	738	0.7%	0.8%	0.8%	0.8%
% of FP17s Relating to Continuations	0	738	0.0%	1.1%	1.0%	1.1%
% of Patients satisfied with the dentistry they have received	2	2	N/A	91.6%	91.5%	91.4%
% of Patients satisfied with the time they had to wait for an appointment	2	2	N/A	86.8%	88.2%	87.7%

\* This is based on patients treated on this contract for their most recent course of treatment. Figures in italics indicate the base number of FP17s or Patient Questionnaire responses are less than 100. N/A is shown where the base number of responses is less than 10 during the period. % is calculated as Quantity/Base number\*100



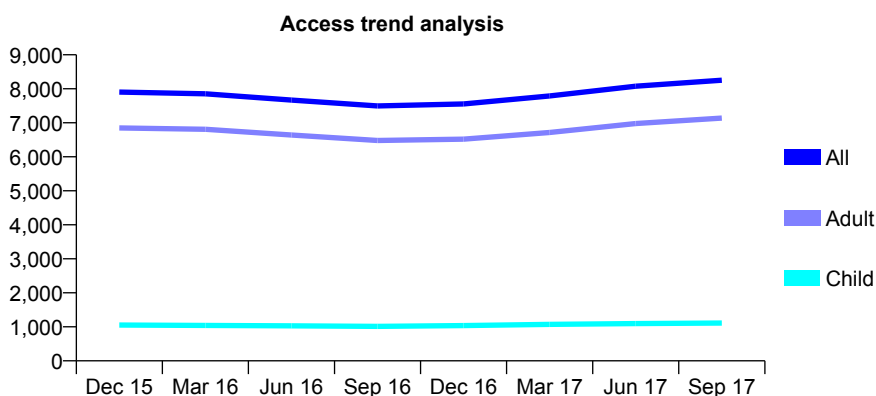
## Q56 - Vital Signs At a Glance Contract Report for 120723/0001 - September 2017

Name or company name	Parish Vaid and Snehal Radia and Sanjay S
Contract type name	GDS Contract
Purpose of contract	General
Contract start date	15/11/2013
Contract end date	

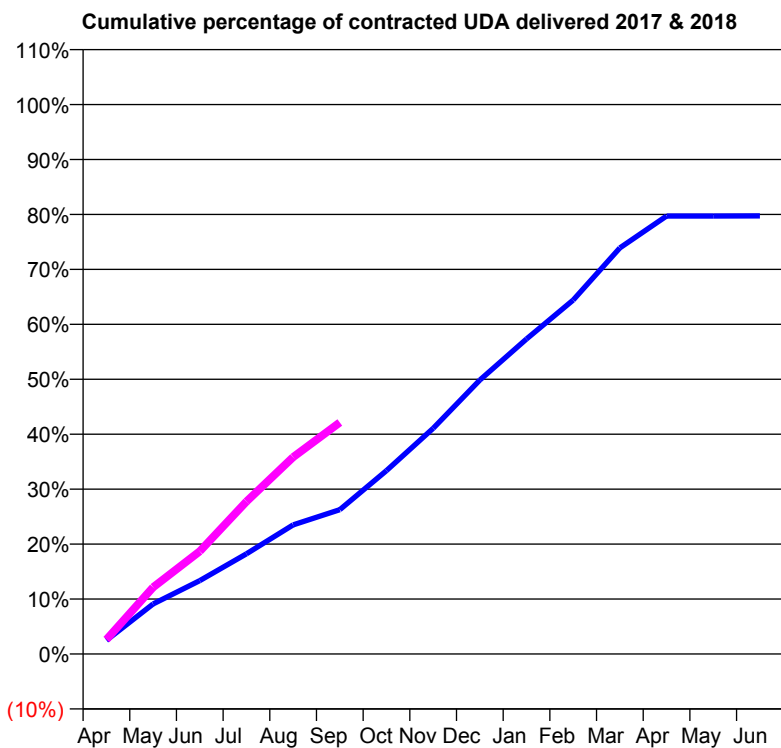
17/18 Contracted general activity (UDA)	32,567
Carry forward general activity (UDA)	0
17/18 Contracted orthodontic activity (UOA)	0
Carry forward orthodontic activity (UOA)	0
Baseline contract value	£840,272.11

### ACCESS\*

Patients seen in 24 months	Total	Change since previous quarter
Quarter ending September 2016	7,495	
Quarter ending December 2016	7,556	→
Quarter ending March 2017	7,789	↑
Quarter ending June 2017	8,076	↑
Quarter ending September 2017	8,251	↑
<b>Variance since September 2016</b>	<b>10.1%</b>	<b>↑</b>



### ACTIVITY



Month	Adjusted Scheduled Activity (UDA)	
	2017	2018
April	808	859
May	2,968	3,953
June	4,351	6,088
July	5,937	9,036
August	7,655	11,670
September	8,552	13,727
October	10,870	
November	13,375	
December	16,234	
January	18,673	
February	20,979	
March	24,070	
April	25,956	
May	25,960	
June	25,962	

### QUALITY

	Quantity	Base Number	Contract	AT	Region	England
% of FP17s for the same patient ID Re-attending within 3 months - Children	71	968	7.3%	10.9%	11.6%	11.9%
% of FP17s for the same patient ID Re-attending within 3 months - Adults	873	6,120	14.3%	14.5%	15.2%	15.9%
% of FP17s for the same patient ID Re-attending between 3 & 9 months - Children	648	968	66.9%	59.2%	59.1%	58.1%
% of FP17s for the same patient ID Re-attending between 3 & 9 months - Adults	3,761	6,120	61.5%	48.7%	51.7%	50.6%
% of FP17s for Band 1 Urgent Courses	719	6,463	11.1%	9.2%	8.0%	9.1%
% of FP17s Relating to Free Repair or Replacements	41	6,463	0.6%	0.8%	0.8%	0.8%
% of FP17s Relating to Continuations	58	6,463	0.9%	1.1%	1.0%	1.1%
% of Patients satisfied with the dentistry they have received	19	23	82.6%	91.6%	91.5%	91.4%
% of Patients satisfied with the time they had to wait for an appointment	18	23	78.3%	86.8%	88.2%	87.7%

\* This is based on patients treated on this contract for their most recent course of treatment. Figures in italics indicate the base number of FP17s or Patient Questionnaire responses are less than 100. N/A is shown where the base number of responses is less than 10 during the period. % is calculated as Quantity/Base number\*100

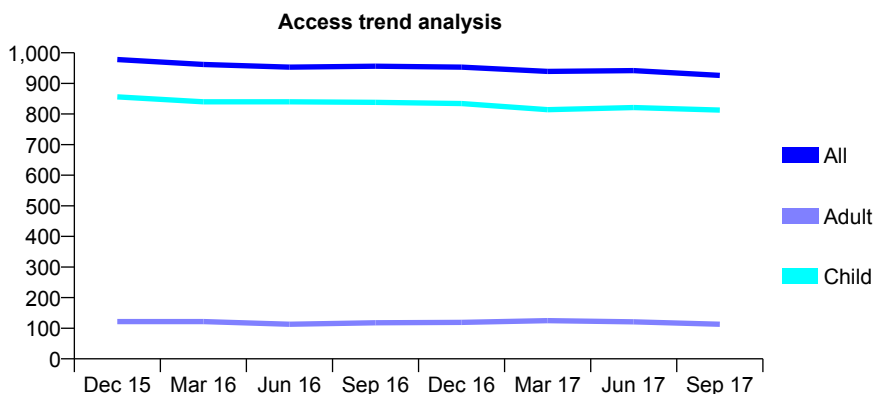
## Q56 - Vital Signs At a Glance Contract Report for 121959/0001 - September 2017

Name or company name	Walton House Dental Practice Ltd
Contract type name	GDS Contract
Purpose of contract	General
Contract start date	01/02/2010
Contract end date	

17/18 Contracted general activity (UDA)	1,700
Carry forward general activity (UDA)	0
17/18 Contracted orthodontic activity (UOA)	0
Carry forward orthodontic activity (UOA)	0
Baseline contract value	£34,849.64

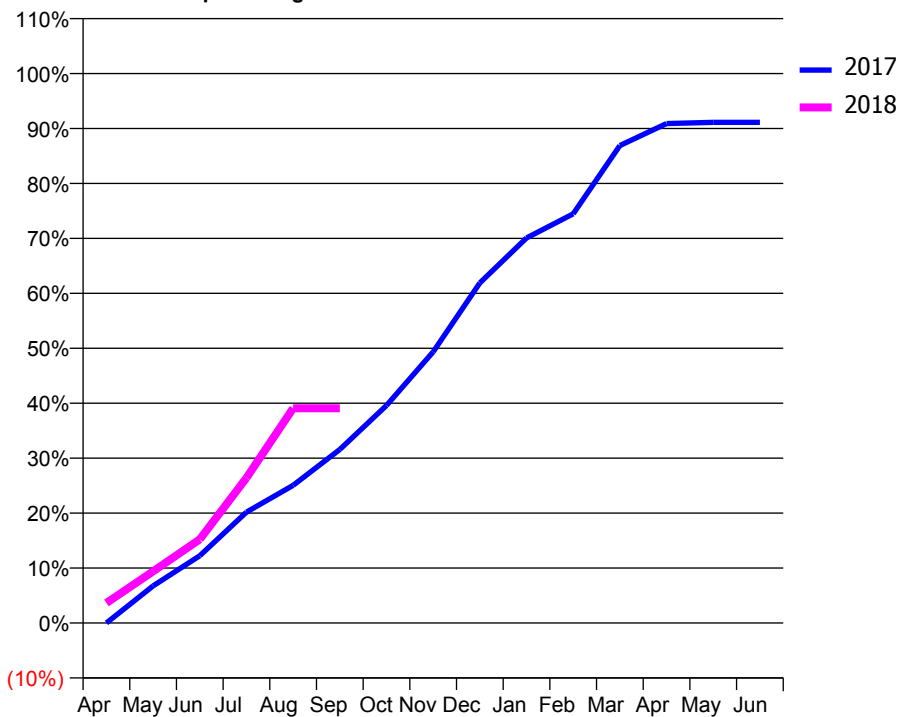
### ACCESS\*

Patients seen in 24 months	Total	Change since previous quarter
Quarter ending September 2016	956	
Quarter ending December 2016	953	→
Quarter ending March 2017	939	↓
Quarter ending June 2017	942	→
Quarter ending September 2017	926	↓
<b>Variance since September 2016</b>	<b>(3.1%)</b>	<b>↓</b>



### ACTIVITY

Cumulative percentage of contracted UDA delivered 2017 & 2018



Adjusted Scheduled Activity (UDA)

Month	2017	2018
April	0	62
May	115	160
June	208	259
July	343	449
August	426	664
September	537	664
October	673	
November	839	
December	1,052	
January	1,191	
February	1,266	
March	1,477	
April	1,545	
May	1,549	
June	1,549	

### QUALITY

	Quantity	Base Number	Contract	AT	Region	England
% of FP17s for the same patient ID Re-attending within 3 months - Children	47	518	9.1%	10.9%	11.6%	11.9%
% of FP17s for the same patient ID Re-attending within 3 months - Adults	2	28	7.1%	14.5%	15.2%	15.9%
% of FP17s for the same patient ID Re-attending between 3 & 9 months - Children	286	518	55.2%	59.2%	59.1%	58.1%
% of FP17s for the same patient ID Re-attending between 3 & 9 months - Adults	15	28	53.6%	48.7%	51.7%	50.6%
% of FP17s for Band 1 Urgent Courses	2	498	0.4%	9.2%	8.0%	9.1%
% of FP17s Relating to Free Repair or Replacements	0	498	0.0%	0.8%	0.8%	0.8%
% of FP17s Relating to Continuations	14	498	2.8%	1.1%	1.0%	1.1%
% of Patients satisfied with the dentistry they have received	3	3	N/A	91.6%	91.5%	91.4%
% of Patients satisfied with the time they had to wait for an appointment	3	3	N/A	86.8%	88.2%	87.7%

\* This is based on patients treated on this contract for their most recent course of treatment. Figures in italics indicate the base number of FP17s or Patient Questionnaire responses are less than 100. N/A is shown where the base number of responses is less than 10 during the period. % is calculated as Quantity/Base number\*100

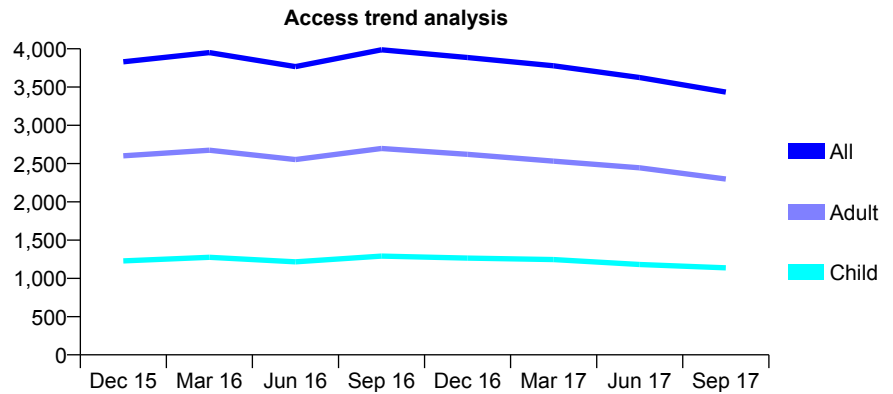
## Q56 - Vital Signs At a Glance Contract Report for 124230/0001 - September 2017

Name or company name	Kenneth Ng Surgery Ltd
Contract type name	GDS Contract
Purpose of contract	General and Orthodontic
Contract start date	01/08/2008
Contract end date	

17/18 Contracted general activity (UDA)	9,340
Carry forward general activity (UDA)	-104
17/18 Contracted orthodontic activity (UOA)	0
Carry forward orthodontic activity (UOA)	0
Baseline contract value	£245,198.10

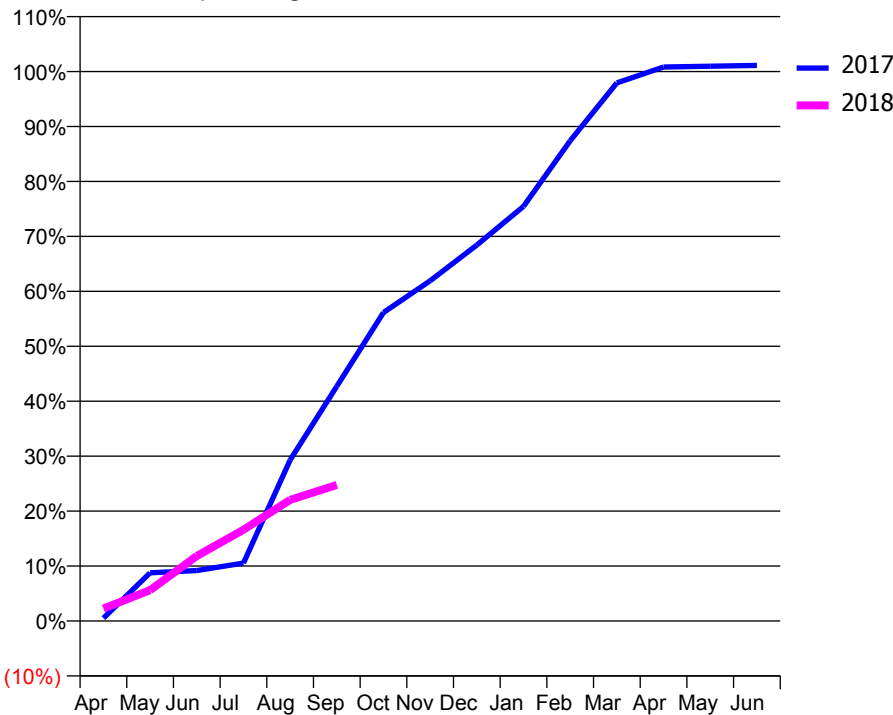
### ACCESS\*

Patients seen in 24 months	Total	Change since previous quarter
Quarter ending September 2016	3,987	
Quarter ending December 2016	3,886	↓
Quarter ending March 2017	3,777	↓
Quarter ending June 2017	3,625	↓
Quarter ending September 2017	3,435	↓
<b>Variance since September 2016</b>	<b>(13.8%)</b>	<b>↓</b>



### ACTIVITY

Cumulative percentage of contracted UDA delivered 2017 & 2018



Month	Adjusted Scheduled Activity (UDA)	
	2017	2018
April	48	212
May	820	524
June	858	1,104
July	985	1,551
August	2,737	2,058
September	3,990	2,312
October	5,244	
November	5,783	
December	6,389	
January	7,047	
February	8,164	
March	9,148	
April	9,416	
May	9,431	
June	9,444	

### QUALITY

	Quantity	Base Number	Contract	AT	Region	England
% of FP17s for the same patient ID Re-attending within 3 months - Children	21	425	4.9%	10.9%	11.6%	11.9%
% of FP17s for the same patient ID Re-attending within 3 months - Adults	83	754	11.0%	14.5%	15.2%	15.9%
% of FP17s for the same patient ID Re-attending between 3 & 9 months - Children	180	425	42.4%	59.2%	59.1%	58.1%
% of FP17s for the same patient ID Re-attending between 3 & 9 months - Adults	294	754	39.0%	48.7%	51.7%	50.6%
% of FP17s for Band 1 Urgent Courses	11	1,024	1.1%	9.2%	8.0%	9.1%
% of FP17s Relating to Free Repair or Replacements	5	1,024	0.5%	0.8%	0.8%	0.8%
% of FP17s Relating to Continuations	11	1,024	1.1%	1.1%	1.0%	1.1%
% of Patients satisfied with the dentistry they have received	7	8	N/A	91.6%	91.5%	91.4%
% of Patients satisfied with the time they had to wait for an appointment	7	8	N/A	86.8%	88.2%	87.7%

\* This is based on patients treated on this contract for their most recent course of treatment. Figures in italics indicate the base number of FP17s or Patient Questionnaire responses are less than 100. N/A is shown where the base number of responses is less than 10 during the period. % is calculated as Quantity/Base number\*100

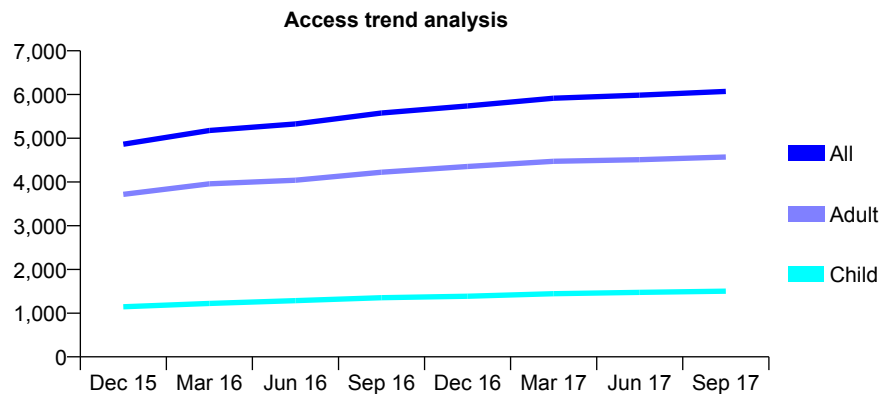
## Q56 - Vital Signs At a Glance Contract Report for 124923/0001 - September 2017

Name or company name	Great Shelford Dental Practice Ltd
Contract type name	GDS Contract
Purpose of contract	General
Contract start date	01/11/2014
Contract end date	

17/18 Contracted general activity (UDA)	14,267
Carry forward general activity (UDA)	0
17/18 Contracted orthodontic activity (UOA)	0
Carry forward orthodontic activity (UOA)	0
Baseline contract value	£348,369.31

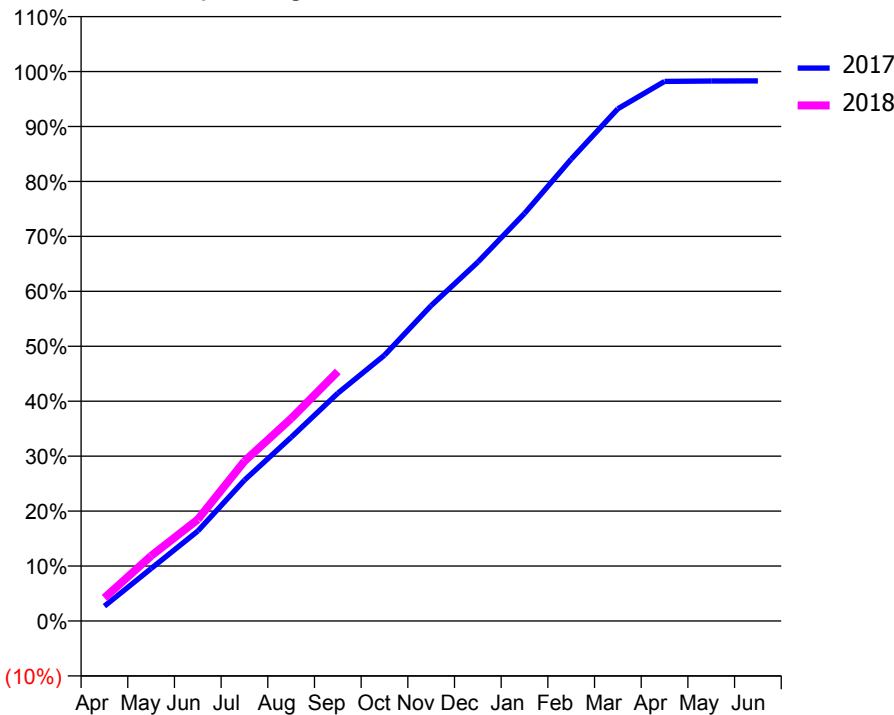
### ACCESS\*

Patients seen in 24 months	Total	Change since previous quarter
Quarter ending September 2016	5,576	
Quarter ending December 2016	5,740	↑
Quarter ending March 2017	5,917	↑
Quarter ending June 2017	5,986	→
Quarter ending September 2017	6,071	→
<b>Variance since September 2016</b>	<b>8.9%</b>	<b>↑</b>



### ACTIVITY

Cumulative percentage of contracted UDA delivered 2017 & 2018



Month	Adjusted Scheduled Activity (UDA)	
	2017	2018
April	385	601
May	1,364	1,690
June	2,336	2,638
July	3,657	4,150
August	4,767	5,258
September	5,914	6,479
October	6,903	
November	8,188	
December	9,319	
January	10,583	
February	11,992	
March	13,300	
April	14,010	
May	14,020	
June	14,024	

### QUALITY

	Quantity	Base Number	Contract	AT	Region	England
% of FP17s for the same patient ID Re-attending within 3 months - Children	50	1,079	4.6%	10.9%	11.6%	11.9%
% of FP17s for the same patient ID Re-attending within 3 months - Adults	383	2,852	13.4%	14.5%	15.2%	15.9%
% of FP17s for the same patient ID Re-attending between 3 & 9 months - Children	566	1,079	52.5%	59.2%	59.1%	58.1%
% of FP17s for the same patient ID Re-attending between 3 & 9 months - Adults	1,109	2,852	38.9%	48.7%	51.7%	50.6%
% of FP17s for Band 1 Urgent Courses	400	3,605	11.1%	9.2%	8.0%	9.1%
% of FP17s Relating to Free Repair or Replacements	24	3,605	0.7%	0.8%	0.8%	0.8%
% of FP17s Relating to Continuations	22	3,605	0.6%	1.1%	1.0%	1.1%
% of Patients satisfied with the dentistry they have received	10	11	90.9%	91.6%	91.5%	91.4%
% of Patients satisfied with the time they had to wait for an appointment	10	11	90.9%	86.8%	88.2%	87.7%

\* This is based on patients treated on this contract for their most recent course of treatment. Figures in italics indicate the base number of FP17s or Patient Questionnaire responses are less than 100. N/A is shown where the base number of responses is less than 10 during the period. % is calculated as Quantity/Base number\*100

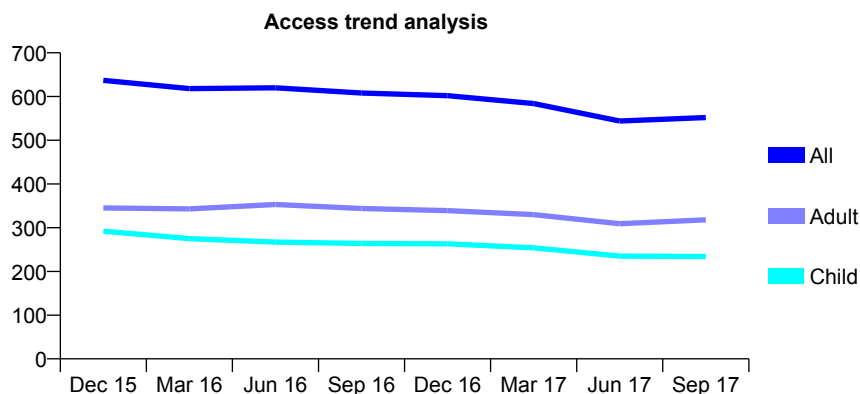
## Q56 - Vital Signs At a Glance Contract Report for 125776/0003 - September 2017

Name or company name	Apex Dental Care Ltd
Contract type name	GDS Contract
Purpose of contract	General
Contract start date	01/06/2009
Contract end date	

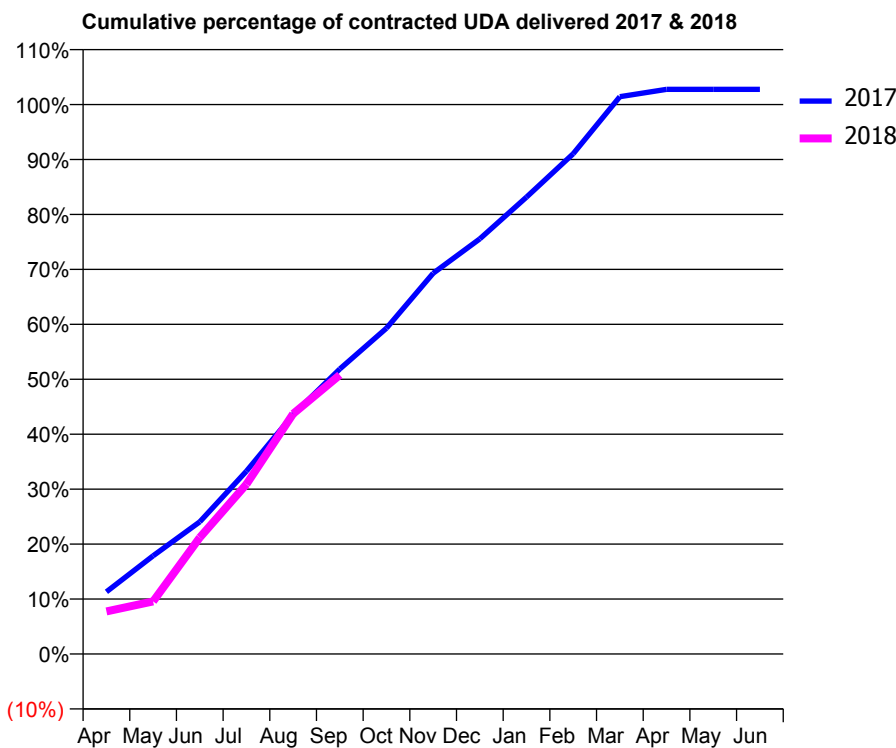
17/18 Contracted general activity (UDA)	1,202
Carry forward general activity (UDA)	-24
17/18 Contracted orthodontic activity (UOA)	0
Carry forward orthodontic activity (UOA)	0
Baseline contract value	£27,620.19

### ACCESS\*

Patients seen in 24 months	Total	Change since previous quarter
Quarter ending September 2016	608	
Quarter ending December 2016	602	→
Quarter ending March 2017	584	↓
Quarter ending June 2017	544	↓
Quarter ending September 2017	552	→
<b>Variance since September 2016</b>	<b>(9.2%)</b>	<b>↓</b>



### ACTIVITY



Adjusted Scheduled Activity (UDA)		
Month	2017	2018
April	136	93
May	215	115
June	289	255
July	400	372
August	524	525
September	623	610
October	713	
November	833	
December	908	
January	1,000	
February	1,094	
March	1,219	
April	1,235	
May	1,235	
June	1,235	

### QUALITY

	Quantity	Base Number	Contract	AT	Region	England
% of FP17s for the same patient ID Re-attending within 3 months - Children	11	184	6.0%	10.9%	11.6%	11.9%
% of FP17s for the same patient ID Re-attending within 3 months - Adults	11	181	6.1%	14.5%	15.2%	15.9%
% of FP17s for the same patient ID Re-attending between 3 & 9 months - Children	112	184	60.9%	59.2%	59.1%	58.1%
% of FP17s for the same patient ID Re-attending between 3 & 9 months - Adults	75	181	41.4%	48.7%	51.7%	50.6%
% of FP17s for Band 1 Urgent Courses	17	351	4.8%	9.2%	8.0%	9.1%
% of FP17s Relating to Free Repair or Replacements	4	351	1.1%	0.8%	0.8%	0.8%
% of FP17s Relating to Continuations	2	351	0.6%	1.1%	1.0%	1.1%
% of Patients satisfied with the dentistry they have received	2	2	N/A	91.6%	91.5%	91.4%
% of Patients satisfied with the time they had to wait for an appointment	2	2	N/A	86.8%	88.2%	87.7%

\* This is based on patients treated on this contract for their most recent course of treatment. Figures in italics indicate the base number of FP17s or Patient Questionnaire responses are less than 100. N/A is shown where the base number of responses is less than 10 during the period. % is calculated as Quantity/Base number\*100

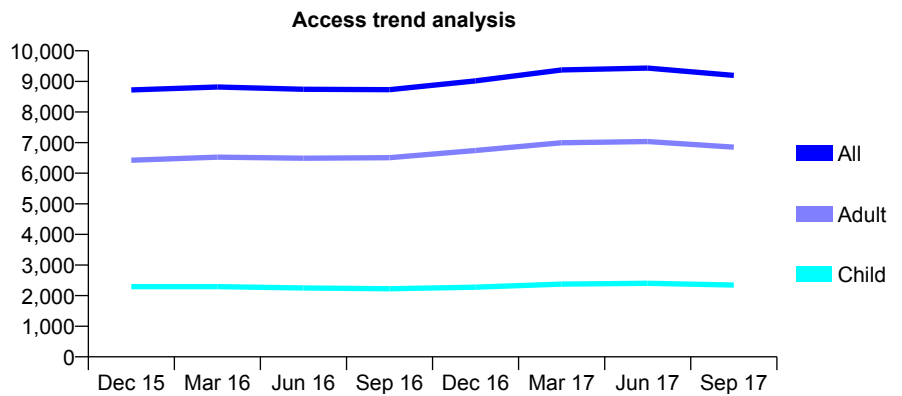
## Q56 - Vital Signs At a Glance Contract Report for 125776/0010 - September 2017

Name or company name	Apex Dental Care Ltd
Contract type name	PDS Contract
Purpose of contract	General
Contract start date	01/04/2011
Contract end date	31/03/2018

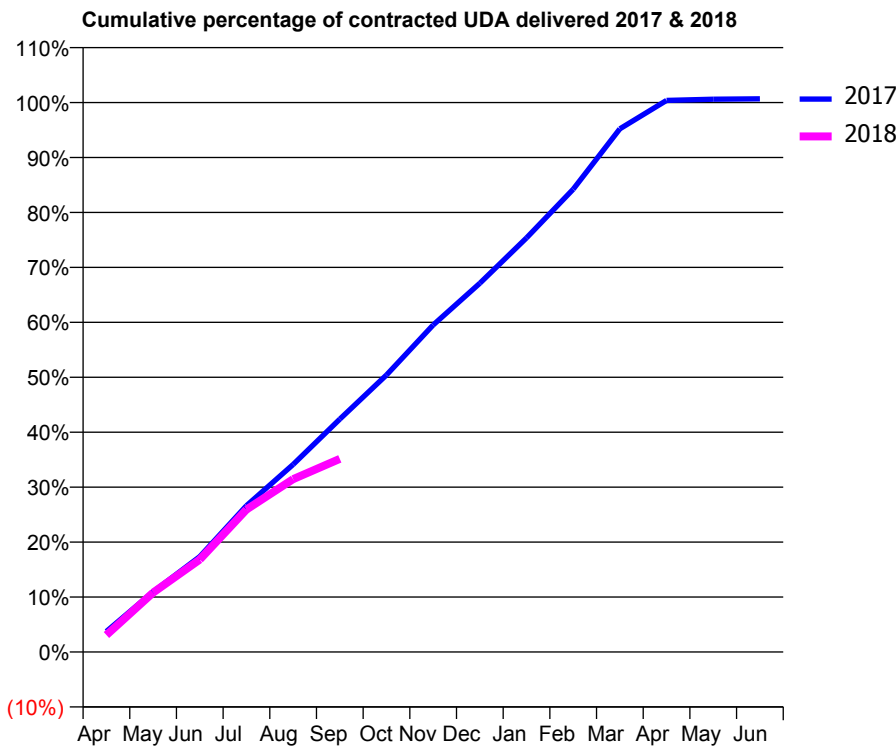
17/18 Contracted general activity (UDA)	26,362
Carry forward general activity (UDA)	-174
17/18 Contracted orthodontic activity (UOA)	0
Carry forward orthodontic activity (UOA)	0
Baseline contract value	£689,831.51

### ACCESS\*

Patients seen in 24 months	Total	Change since previous quarter
Quarter ending September 2016	8,729	
Quarter ending December 2016	9,019	↑
Quarter ending March 2017	9,373	↑
Quarter ending June 2017	9,436	→
Quarter ending September 2017	9,198	↓
<b>Variance since September 2016</b>	<b>5.4%</b>	<b>↑</b>



### ACTIVITY



Month	Adjusted Scheduled Activity (UDA)	
	2017	2018
April	989	817
May	2,890	2,850
June	4,576	4,434
July	7,022	6,838
August	8,997	8,296
September	11,172	9,269
October	13,290	
November	15,691	
December	17,690	
January	19,868	
February	22,202	
March	25,103	
April	26,461	
May	26,521	
June	26,536	

### QUALITY

	Quantity	Base Number	Contract	AT	Region	England
% of FP17s for the same patient ID Re-attending within 3 months - Children	159	1,596	10.0%	10.9%	11.6%	11.9%
% of FP17s for the same patient ID Re-attending within 3 months - Adults	569	4,118	13.8%	14.5%	15.2%	15.9%
% of FP17s for the same patient ID Re-attending between 3 & 9 months - Children	968	1,596	60.7%	59.2%	59.1%	58.1%
% of FP17s for the same patient ID Re-attending between 3 & 9 months - Adults	2,305	4,118	56.0%	48.7%	51.7%	50.6%
% of FP17s for Band 1 Urgent Courses	552	5,099	10.8%	9.2%	8.0%	9.1%
% of FP17s Relating to Free Repair or Replacements	49	5,099	1.0%	0.8%	0.8%	0.8%
% of FP17s Relating to Continuations	20	5,099	0.4%	1.1%	1.0%	1.1%
% of Patients satisfied with the dentistry they have received	13	15	86.7%	91.6%	91.5%	91.4%
% of Patients satisfied with the time they had to wait for an appointment	13	15	86.7%	86.8%	88.2%	87.7%

\* This is based on patients treated on this contract for their most recent course of treatment. Figures in italics indicate the base number of FP17s or Patient Questionnaire responses are less than 100. N/A is shown where the base number of responses is less than 10 during the period. % is calculated as Quantity/Base number\*100

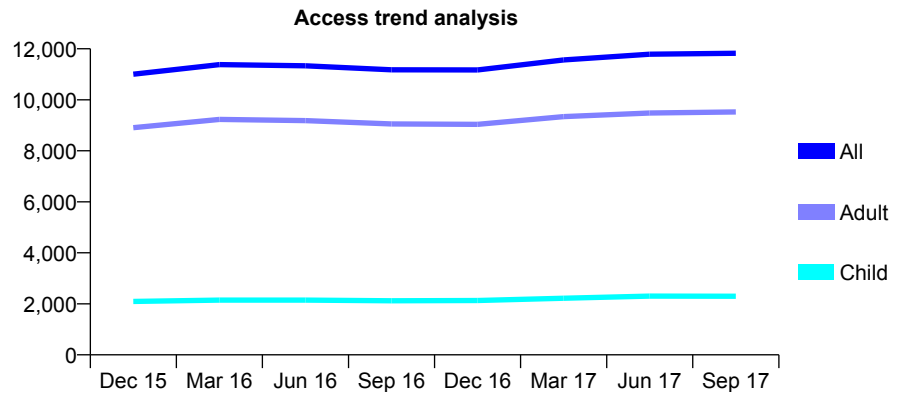
## Q56 - Vital Signs At a Glance Contract Report for 126225/0001 - September 2017

Name or company name	Dr P Vaid, Dr S Radia and Dr S Shah
Contract type name	GDS Contract
Purpose of contract	General
Contract start date	01/04/2014
Contract end date	

17/18 Contracted general activity (UDA)	38,332
Carry forward general activity (UDA)	1,453
17/18 Contracted orthodontic activity (UOA)	0
Carry forward orthodontic activity (UOA)	0
Baseline contract value	£1,211,098.13

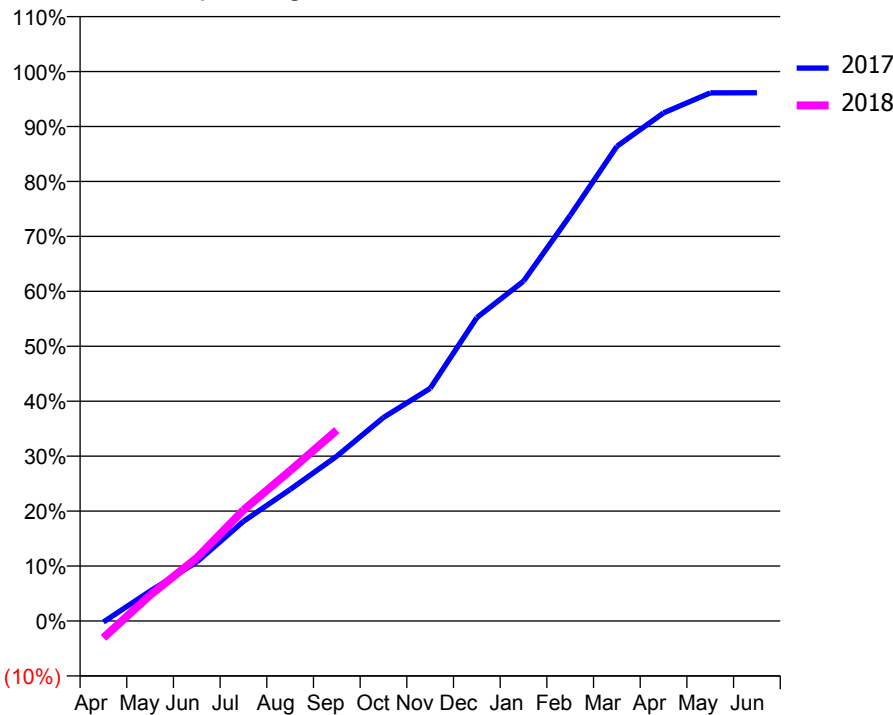
### ACCESS\*

Patients seen in 24 months	Total	Change since previous quarter
Quarter ending September 2016	11,175	
Quarter ending December 2016	11,171	→
Quarter ending March 2017	11,564	↑
Quarter ending June 2017	11,786	→
Quarter ending September 2017	11,823	→
<b>Variance since September 2016</b>	<b>5.8%</b>	<b>↑</b>



### ACTIVITY

Cumulative percentage of contracted UDA delivered 2017 & 2018



Month	Adjusted Scheduled Activity (UDA)	
	2017	2018
April	-78	-1,173
May	2,041	1,810
June	4,029	4,406
July	6,806	7,739
August	8,977	10,491
September	11,251	13,319
October	13,891	
November	15,879	
December	20,710	
January	23,190	
February	27,677	
March	32,394	
April	34,673	
May	36,041	
June	36,046	

### QUALITY

	Quantity	Base Number	Contract	AT	Region	England
% of FP17s for the same patient ID Re-attending within 3 months - Children	114	1,697	6.7%	10.9%	11.6%	11.9%
% of FP17s for the same patient ID Re-attending within 3 months - Adults	684	6,103	11.2%	14.5%	15.2%	15.9%
% of FP17s for the same patient ID Re-attending between 3 & 9 months - Children	1,005	1,697	59.2%	59.2%	59.1%	58.1%
% of FP17s for the same patient ID Re-attending between 3 & 9 months - Adults	2,088	6,103	34.2%	48.7%	51.7%	50.6%
% of FP17s for Band 1 Urgent Courses	459	6,571	7.0%	9.2%	8.0%	9.1%
% of FP17s Relating to Free Repair or Replacements	73	6,571	1.1%	0.8%	0.8%	0.8%
% of FP17s Relating to Continuations	47	6,571	0.7%	1.1%	1.0%	1.1%
% of Patients satisfied with the dentistry they have received	25	28	89.3%	91.6%	91.5%	91.4%
% of Patients satisfied with the time they had to wait for an appointment	21	28	75.0%	86.8%	88.2%	87.7%

\* This is based on patients treated on this contract for their most recent course of treatment. Figures in italics indicate the base number of FP17s or Patient Questionnaire responses are less than 100. N/A is shown where the base number of responses is less than 10 during the period. % is calculated as Quantity/Base number\*100

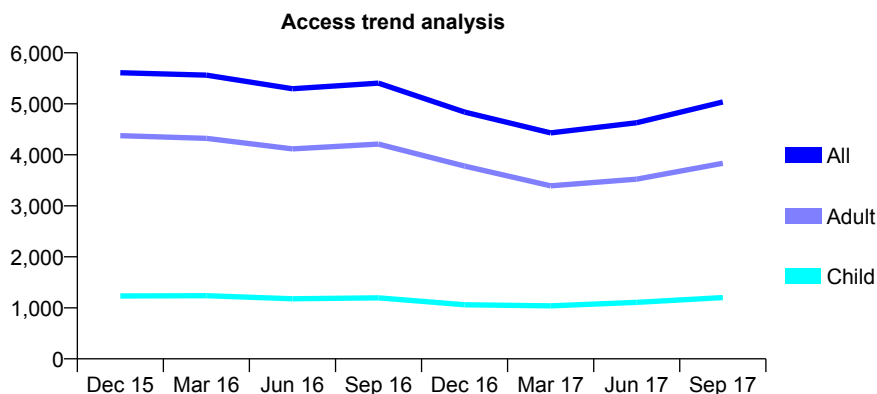
## Q56 - Vital Signs At a Glance Contract Report for 127809/0001 - September 2017

Name or company name	S Emami, M Dehghanpour, J Vaghela, J Va
Contract type name	GDS Contract
Purpose of contract	General
Contract start date	01/11/2010
Contract end date	

17/18 Contracted general activity (UDA)	16,500
Carry forward general activity (UDA)	558
17/18 Contracted orthodontic activity (UOA)	0
Carry forward orthodontic activity (UOA)	0
Baseline contract value	£389,007.57

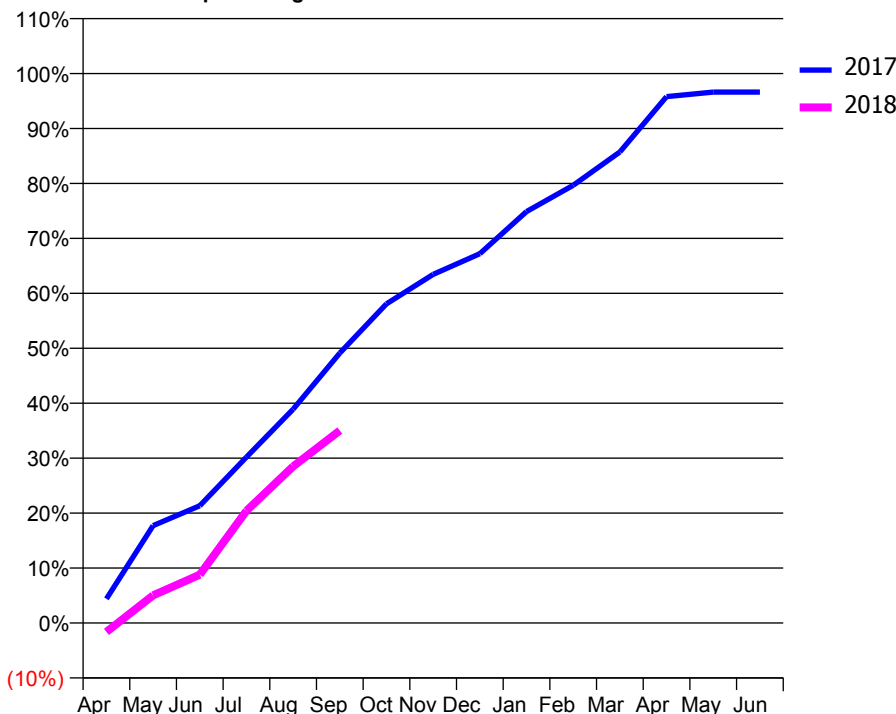
### ACCESS\*

Patients seen in 24 months	Total	Change since previous quarter
Quarter ending September 2016	5,406	
Quarter ending December 2016	4,839	↓
Quarter ending March 2017	4,429	↓
Quarter ending June 2017	4,630	↑
Quarter ending September 2017	5,036	↑
<b>Variance since September 2016</b>	<b>(6.8%)</b>	<b>↓</b>



### ACTIVITY

Cumulative percentage of contracted UDA delivered 2017 & 2018



Adjusted Scheduled Activity (UDA)

Month	2017	2018
April	729	-269
May	2,926	832
June	3,523	1,451
July	4,984	3,370
August	6,419	4,703
September	8,107	5,781
October	9,584	
November	10,467	
December	11,089	
January	12,355	
February	13,142	
March	14,143	
April	15,806	
May	15,942	
June	15,942	

### QUALITY

	Quantity	Base Number	Contract	AT	Region	England
% of FP17s for the same patient ID Re-attending within 3 months - Children	66	973	6.8%	10.9%	11.6%	11.9%
% of FP17s for the same patient ID Re-attending within 3 months - Adults	245	2,936	8.3%	14.5%	15.2%	15.9%
% of FP17s for the same patient ID Re-attending between 3 & 9 months - Children	396	973	40.7%	59.2%	59.1%	58.1%
% of FP17s for the same patient ID Re-attending between 3 & 9 months - Adults	1,116	2,936	38.0%	48.7%	51.7%	50.6%
% of FP17s for Band 1 Urgent Courses	411	3,293	12.5%	9.2%	8.0%	9.1%
% of FP17s Relating to Free Repair or Replacements	9	3,293	0.3%	0.8%	0.8%	0.8%
% of FP17s Relating to Continuations	6	3,293	0.2%	1.1%	1.0%	1.1%
% of Patients satisfied with the dentistry they have received	8	8	N/A	91.6%	91.5%	91.4%
% of Patients satisfied with the time they had to wait for an appointment	8	8	N/A	86.8%	88.2%	87.7%

\* This is based on patients treated on this contract for their most recent course of treatment. Figures in italics indicate the base number of FP17s or Patient Questionnaire responses are less than 100. N/A is shown where the base number of responses is less than 10 during the period. % is calculated as Quantity/Base number\*100



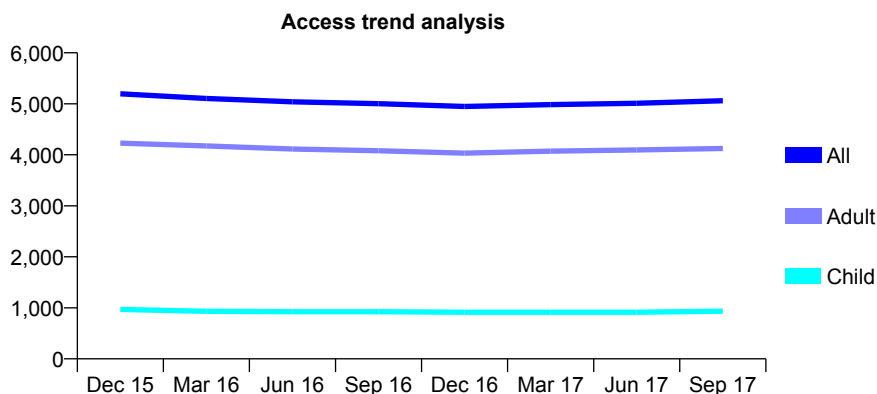
## Q56 - Vital Signs At a Glance Contract Report for 128767/0001 - September 2017

Name or company name	Hejazifar, Namazy, and Namazy
Contract type name	GDS Contract
Purpose of contract	General
Contract start date	01/04/2013
Contract end date	

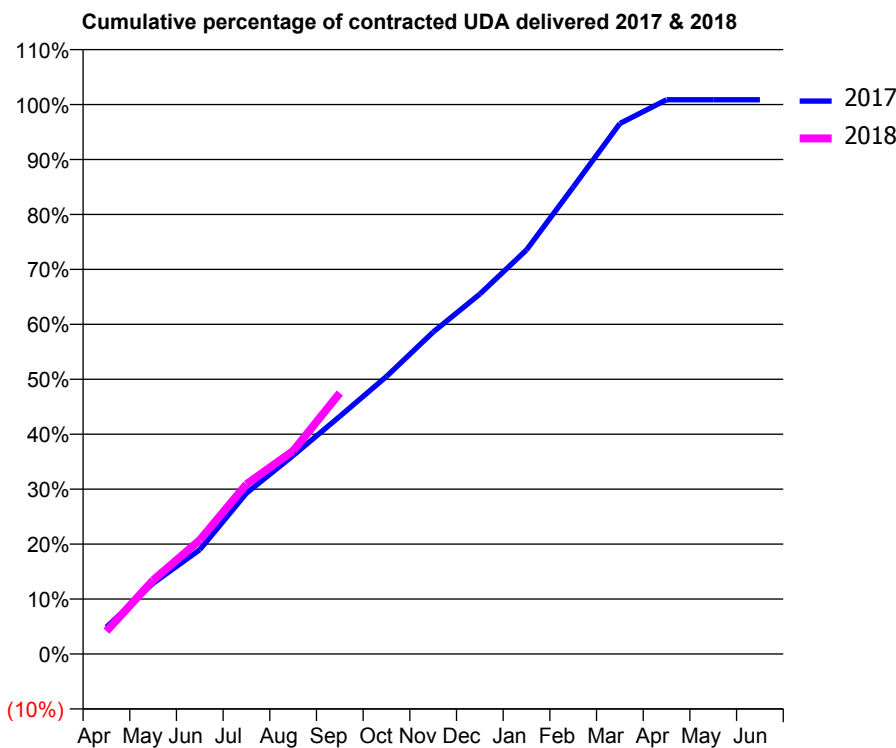
17/18 Contracted general activity (UDA)	14,333
Carry forward general activity (UDA)	-126
17/18 Contracted orthodontic activity (UOA)	0
Carry forward orthodontic activity (UOA)	0
Baseline contract value	£348,402.72

### ACCESS\*

Patients seen in 24 months	Total	Change since previous quarter
Quarter ending September 2016	5,003	
Quarter ending December 2016	4,947	↓
Quarter ending March 2017	4,985	→
Quarter ending June 2017	5,010	→
Quarter ending September 2017	5,059	→
<b>Variance since September 2016</b>	<b>1.1%</b>	<b>→</b>



### ACTIVITY



Month	Adjusted Scheduled Activity (UDA)	
	2017	2018
April	701	598
May	1,844	1,925
June	2,722	2,971
July	4,197	4,429
August	5,179	5,298
September	6,199	6,810
October	7,239	
November	8,397	
December	9,391	
January	10,541	
February	12,177	
March	13,838	
April	14,456	
May	14,457	
June	14,459	

### QUALITY

	Quantity	Base Number	Contract	AT	Region	England
% of FP17s for the same patient ID Re-attending within 3 months - Children	71	802	8.9%	10.9%	11.6%	11.9%
% of FP17s for the same patient ID Re-attending within 3 months - Adults	344	2,754	12.5%	14.5%	15.2%	15.9%
% of FP17s for the same patient ID Re-attending between 3 & 9 months - Children	523	802	65.2%	59.2%	59.1%	58.1%
% of FP17s for the same patient ID Re-attending between 3 & 9 months - Adults	1,333	2,754	48.4%	48.7%	51.7%	50.6%
% of FP17s for Band 1 Urgent Courses	229	3,312	6.9%	9.2%	8.0%	9.1%
% of FP17s Relating to Free Repair or Replacements	25	3,312	0.8%	0.8%	0.8%	0.8%
% of FP17s Relating to Continuations	29	3,312	0.9%	1.1%	1.0%	1.1%
% of Patients satisfied with the dentistry they have received	8	9	N/A	91.6%	91.5%	91.4%
% of Patients satisfied with the time they had to wait for an appointment	8	9	N/A	86.8%	88.2%	87.7%

\* This is based on patients treated on this contract for their most recent course of treatment. Figures in italics indicate the base number of FP17s or Patient Questionnaire responses are less than 100. N/A is shown where the base number of responses is less than 10 during the period. % is calculated as Quantity/Base number\*100

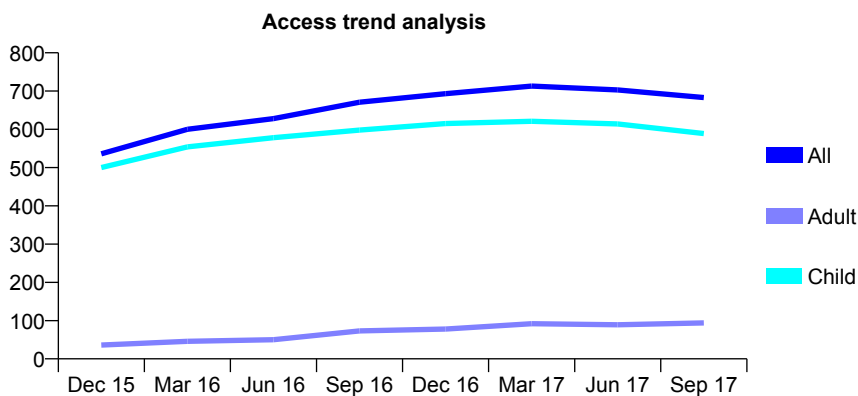
## Q56 - Vital Signs At a Glance Contract Report for 128953/0002 - September 2017

Name or company name	Cathedral Dental Practice Ltd
Contract type name	GDS Contract
Purpose of contract	General
Contract start date	01/04/2015
Contract end date	

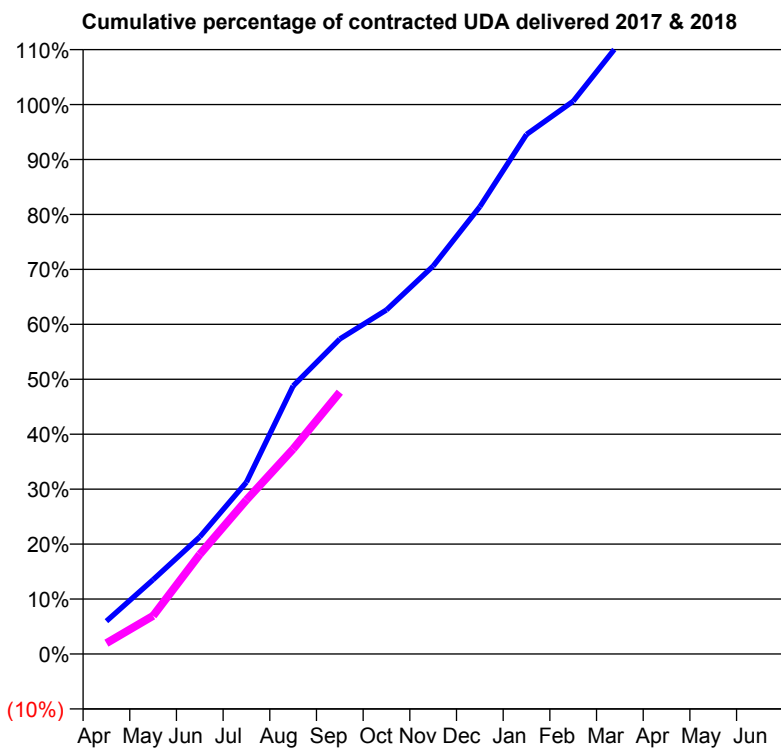
17/18 Contracted general activity (UDA)	1,210
Carry forward general activity (UDA)	-24
17/18 Contracted orthodontic activity (UOA)	0
Carry forward orthodontic activity (UOA)	0
Baseline contract value	£27,274.89

### ACCESS\*

Patients seen in 24 months	Total	Change since previous quarter
Quarter ending September 2016	671	
Quarter ending December 2016	693	↑
Quarter ending March 2017	713	↑
Quarter ending June 2017	703	↓
Quarter ending September 2017	683	↓
<b>Variance since September 2016</b>	<b>1.8%</b>	→



### ACTIVITY



Month	Adjusted Scheduled Activity (UDA)	
	2017	2018
April	72	24
May	164	84
June	258	219
July	378	339
August	590	451
September	694	577
October	758	
November	854	
December	985	
January	1,144	
February	1,217	
March	1,346	
April	1,393	
May	1,395	
June	1,396	

### QUALITY

	Quantity	Base Number	Contract	AT	Region	England
% of FP17s for the same patient ID Re-attending within 3 months - Children	14	390	3.6%	10.9%	11.6%	11.9%
% of FP17s for the same patient ID Re-attending within 3 months - Adults	1	25	4.0%	14.5%	15.2%	15.9%
% of FP17s for the same patient ID Re-attending between 3 & 9 months - Children	242	390	62.1%	59.2%	59.1%	58.1%
% of FP17s for the same patient ID Re-attending between 3 & 9 months - Adults	20	25	80.0%	48.7%	51.7%	50.6%
% of FP17s for Band 1 Urgent Courses	3	380	0.8%	9.2%	8.0%	9.1%
% of FP17s Relating to Free Repair or Replacements	0	380	0.0%	0.8%	0.8%	0.8%
% of FP17s Relating to Continuations	5	380	1.3%	1.1%	1.0%	1.1%
% of Patients satisfied with the dentistry they have received	2	2	N/A	91.6%	91.5%	91.4%
% of Patients satisfied with the time they had to wait for an appointment	2	2	N/A	86.8%	88.2%	87.7%

\* This is based on patients treated on this contract for their most recent course of treatment. Figures in italics indicate the base number of FP17s or Patient Questionnaire responses are less than 100. N/A is shown where the base number of responses is less than 10 during the period. % is calculated as Quantity/Base number\*100

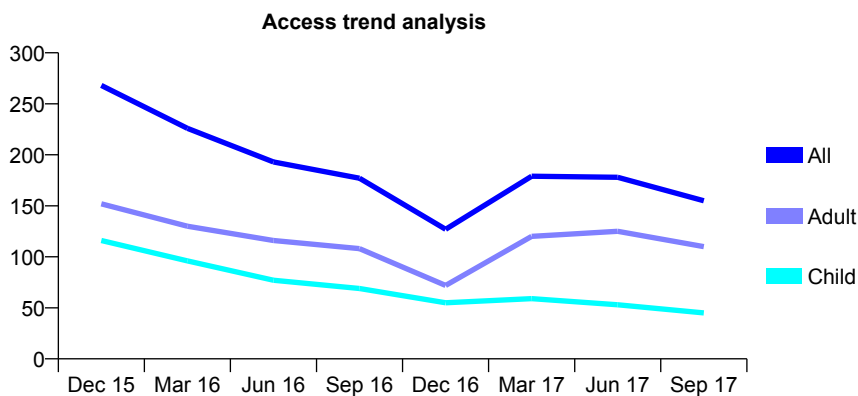
## Q56 - Vital Signs At a Glance Contract Report for 131377/0001 - September 2017

Name or company name	Burleigh Street Dental Practice
Contract type name	GDS Contract
Purpose of contract	General
Contract start date	09/12/2013
Contract end date	

17/18 Contracted general activity (UDA)	547
Carry forward general activity (UDA)	0
17/18 Contracted orthodontic activity (UOA)	0
Carry forward orthodontic activity (UOA)	0
Baseline contract value	£12,914.14

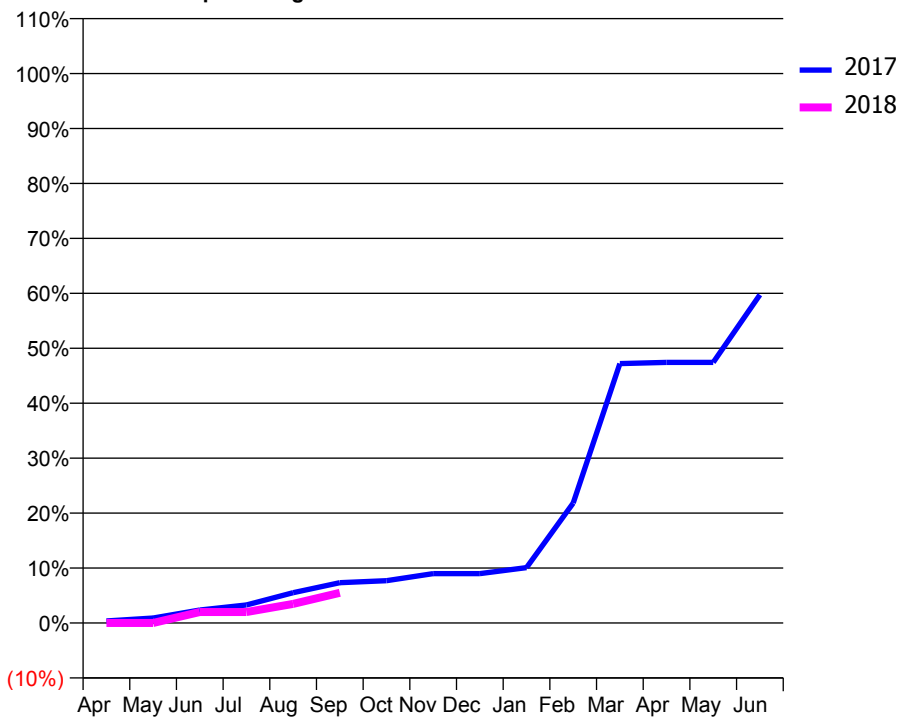
### ACCESS\*

Patients seen in 24 months	Total	Change since previous quarter
Quarter ending September 2016	177	
Quarter ending December 2016	127	↓
Quarter ending March 2017	179	↑
Quarter ending June 2017	178	→
Quarter ending September 2017	155	↓
<b>Variance since September 2016</b>	<b>(12.4%)</b>	<b>↓</b>



### ACTIVITY

Cumulative percentage of contracted UDA delivered 2017 & 2018



Adjusted Scheduled Activity (UDA)

Month	2017	2018
April	2	0
May	5	0
June	13	11
July	18	11
August	30	19
September	40	30
October	42	
November	49	
December	49	
January	55	
February	119	
March	258	
April	259	
May	259	
June	327	

### QUALITY

	Quantity	Base Number	Contract	AT	Region	England
% of FP17s for the same patient ID Re-attending within 3 months - Children	1	27	3.7%	10.9%	11.6%	11.9%
% of FP17s for the same patient ID Re-attending within 3 months - Adults	4	30	13.3%	14.5%	15.2%	15.9%
% of FP17s for the same patient ID Re-attending between 3 & 9 months - Children	13	27	48.1%	59.2%	59.1%	58.1%
% of FP17s for the same patient ID Re-attending between 3 & 9 months - Adults	1	30	3.3%	48.7%	51.7%	50.6%
% of FP17s for Band 1 Urgent Courses	0	22	0.0%	9.2%	8.0%	9.1%
% of FP17s Relating to Free Repair or Replacements	0	22	0.0%	0.8%	0.8%	0.8%
% of FP17s Relating to Continuations	0	22	0.0%	1.1%	1.0%	1.1%
% of Patients satisfied with the dentistry they have received	0	0	N/A	91.6%	91.5%	91.4%
% of Patients satisfied with the time they had to wait for an appointment	0	0	N/A	86.8%	88.2%	87.7%

\* This is based on patients treated on this contract for their most recent course of treatment. Figures in italics indicate the base number of FP17s or Patient Questionnaire responses are less than 100. N/A is shown where the base number of responses is less than 10 during the period. % is calculated as Quantity/Base number\*100

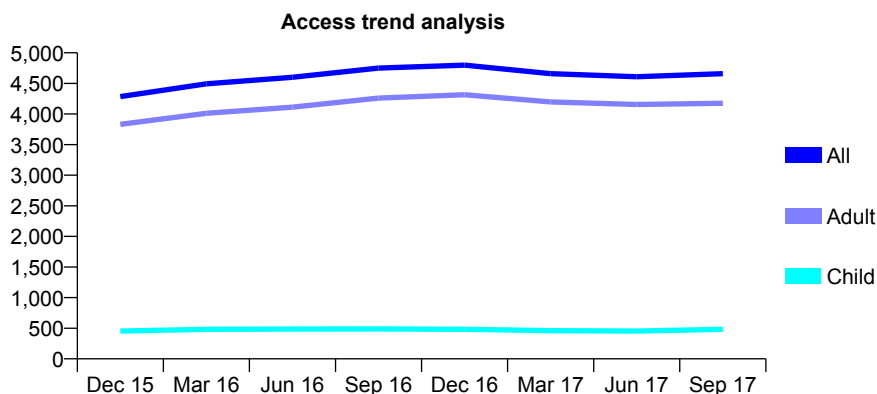
## Q56 - Vital Signs At a Glance Contract Report for 132225/0001 - September 2017

Name or company name	Peterborough Dental Access Centre
Contract type name	PDS Contract
Purpose of contract	General
Contract start date	01/04/2006
Contract end date	31/03/2018

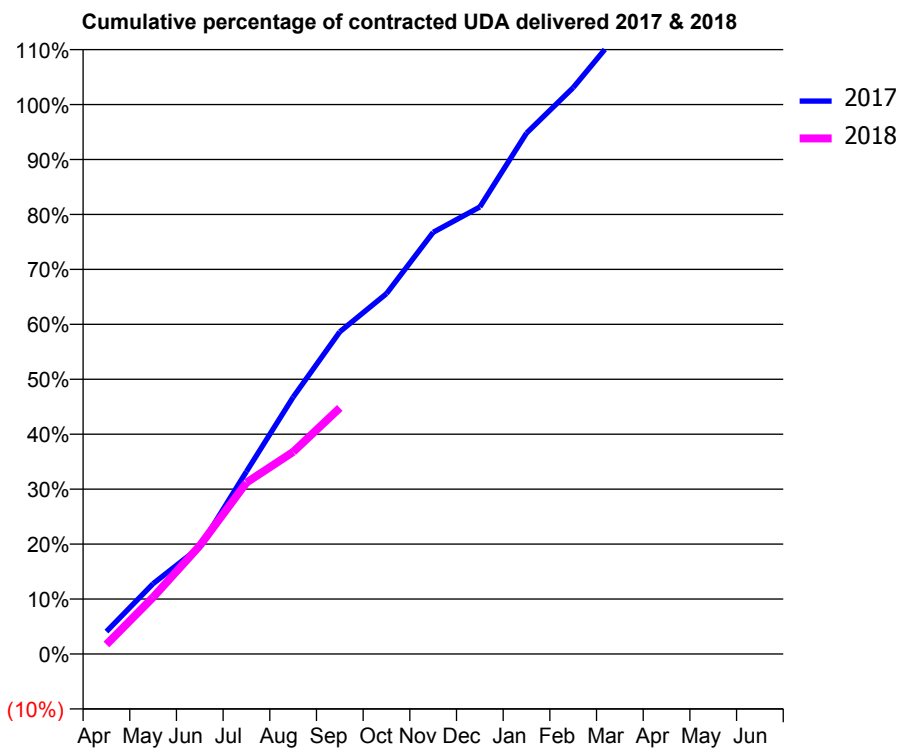
17/18 Contracted general activity (UDA)	4,000
Carry forward general activity (UDA)	0
17/18 Contracted orthodontic activity (UOA)	0
Carry forward orthodontic activity (UOA)	0
Baseline contract value	£192,544.72

### ACCESS\*

Patients seen in 24 months	Total	Change since previous quarter
Quarter ending September 2016	4,750	
Quarter ending December 2016	4,798	→
Quarter ending March 2017	4,658	↓
Quarter ending June 2017	4,610	↓
Quarter ending September 2017	4,659	→
<b>Variance since September 2016</b>	<b>(1.9%)</b>	<b>↓</b>



### ACTIVITY



Month	Adjusted Scheduled Activity (UDA)	
	2017	2018
April	164	70
May	512	413
June	779	788
July	1,328	1,248
August	1,870	1,471
September	2,345	1,791
October	2,624	
November	3,070	
December	3,254	
January	3,792	
February	4,123	
March	4,532	
April	4,635	
May	4,636	
June	4,636	

### QUALITY

	Quantity	Base Number	Contract	AT	Region	England
% of FP17s for the same patient ID Re-attending within 3 months - Children	19	313	6.1%	10.9%	11.6%	11.9%
% of FP17s for the same patient ID Re-attending within 3 months - Adults	141	1,591	8.9%	14.5%	15.2%	15.9%
% of FP17s for the same patient ID Re-attending between 3 & 9 months - Children	21	313	6.7%	59.2%	59.1%	58.1%
% of FP17s for the same patient ID Re-attending between 3 & 9 months - Adults	111	1,591	7.0%	48.7%	51.7%	50.6%
% of FP17s for Band 1 Urgent Courses	1,392	1,436	96.9%	9.2%	8.0%	9.1%
% of FP17s Relating to Free Repair or Replacements	0	1,436	0.0%	0.8%	0.8%	0.8%
% of FP17s Relating to Continuations	0	1,436	0.0%	1.1%	1.0%	1.1%
% of Patients satisfied with the dentistry they have received	2	4	N/A	91.6%	91.5%	91.4%
% of Patients satisfied with the time they had to wait for an appointment	3	4	N/A	86.8%	88.2%	87.7%

\* This is based on patients treated on this contract for their most recent course of treatment. Figures in italics indicate the base number of FP17s or Patient Questionnaire responses are less than 100. N/A is shown where the base number of responses is less than 10 during the period. % is calculated as Quantity/Base number\*100

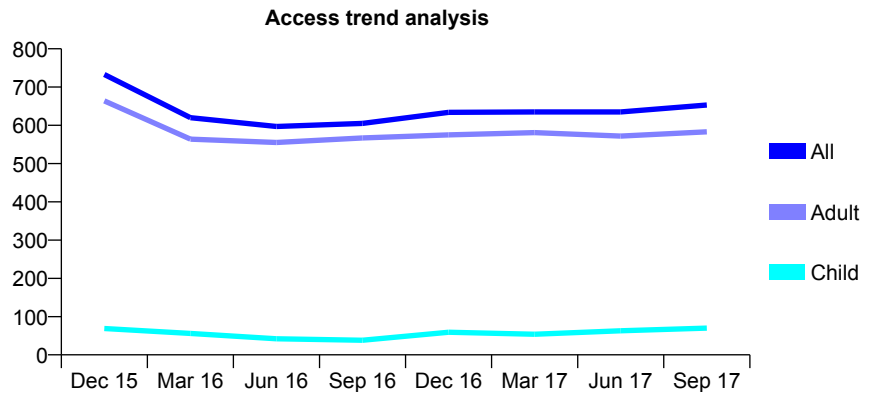
## Q56 - Vital Signs At a Glance Contract Report for 132225/0002 - September 2017

Name or company name	Peterborough Dental Access Centre
Contract type name	PDS Contract
Purpose of contract	General
Contract start date	01/04/2011
Contract end date	31/03/2018

17/18 Contracted general activity (UDA)	632
Carry forward general activity (UDA)	0
17/18 Contracted orthodontic activity (UOA)	0
Carry forward orthodontic activity (UOA)	0
Baseline contract value	£37,182.53

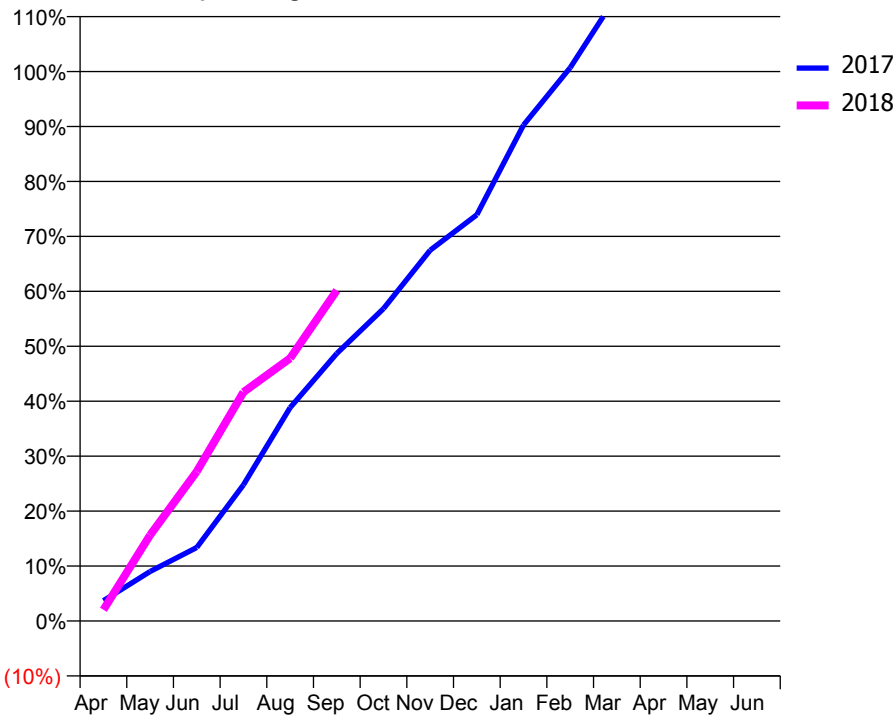
### ACCESS\*

Patients seen in 24 months	Total	Change since previous quarter
Quarter ending September 2016	605	
Quarter ending December 2016	634	↑
Quarter ending March 2017	635	→
Quarter ending June 2017	635	→
Quarter ending September 2017	653	↑
<b>Variance since September 2016</b>	<b>7.9%</b>	<b>↑</b>



### ACTIVITY

Cumulative percentage of contracted UDA delivered 2017 & 2018



Month	Adjusted Scheduled Activity (UDA)	
	2017	2018
April	23	13
May	57	99
June	85	172
July	157	263
August	245	302
September	308	380
October	359	
November	426	
December	467	
January	570	
February	636	
March	719	
April	734	
May	734	
June	734	

### QUALITY

	Quantity	Base Number	Contract	AT	Region	England
% of FP17s for the same patient ID Re-attending within 3 months - Children	0	54	0.0%	10.9%	11.6%	11.9%
% of FP17s for the same patient ID Re-attending within 3 months - Adults	4	269	1.5%	14.5%	15.2%	15.9%
% of FP17s for the same patient ID Re-attending between 3 & 9 months - Children	0	54	0.0%	59.2%	59.1%	58.1%
% of FP17s for the same patient ID Re-attending between 3 & 9 months - Adults	0	269	0.0%	48.7%	51.7%	50.6%
% of FP17s for Band 1 Urgent Courses	306	311	98.4%	9.2%	8.0%	9.1%
% of FP17s Relating to Free Repair or Replacements	0	311	0.0%	0.8%	0.8%	0.8%
% of FP17s Relating to Continuations	0	311	0.0%	1.1%	1.0%	1.1%
% of Patients satisfied with the dentistry they have received	0	0	N/A	91.6%	91.5%	91.4%
% of Patients satisfied with the time they had to wait for an appointment	0	0	N/A	86.8%	88.2%	87.7%

\* This is based on patients treated on this contract for their most recent course of treatment. Figures in italics indicate the base number of FP17s or Patient Questionnaire responses are less than 100. N/A is shown where the base number of responses is less than 10 during the period. % is calculated as Quantity/Base number\*100

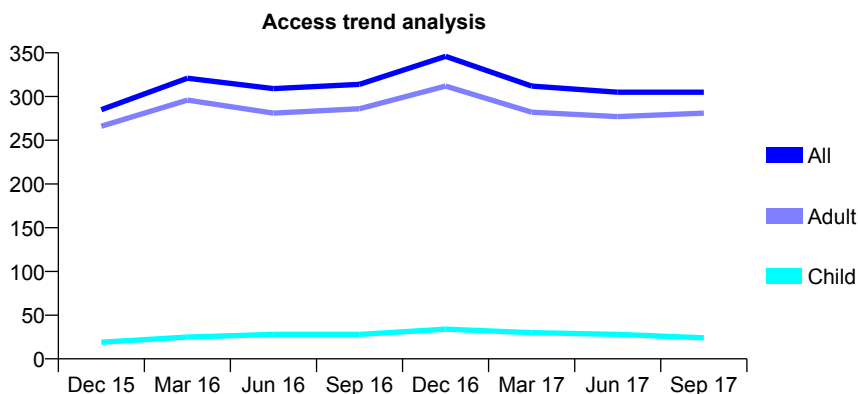
## Q56 - Vital Signs At a Glance Contract Report for 132225/0003 - September 2017

Name or company name	Peterborough Dental Access Centre
Contract type name	PDS Contract
Purpose of contract	General
Contract start date	01/04/2011
Contract end date	31/03/2018

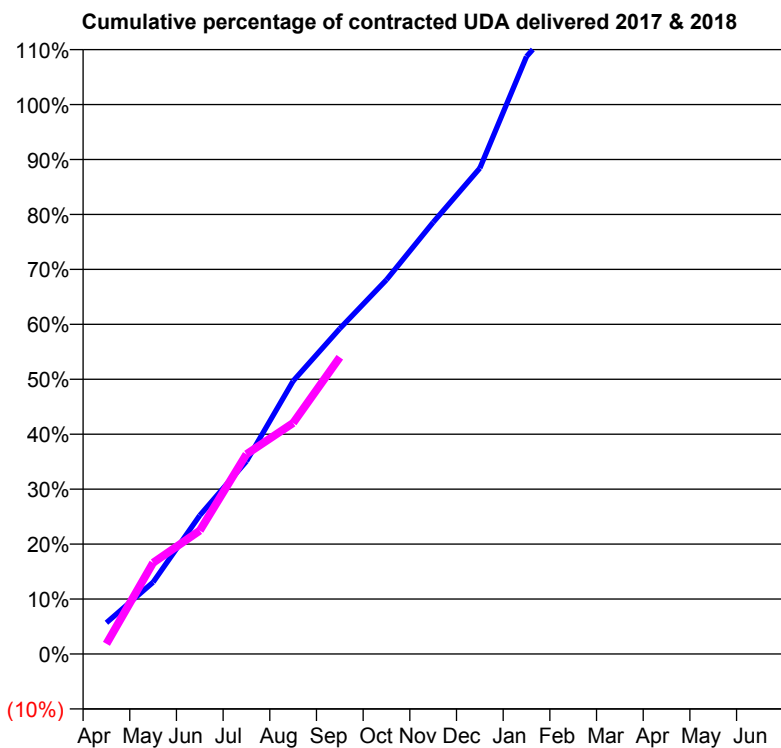
17/18 Contracted general activity (UDA)	390
Carry forward general activity (UDA)	0
17/18 Contracted orthodontic activity (UOA)	0
Carry forward orthodontic activity (UOA)	0
Baseline contract value	£34,763.95

### ACCESS\*

Patients seen in 24 months	Total	Change since previous quarter
Quarter ending September 2016	314	
Quarter ending December 2016	346	↑
Quarter ending March 2017	312	↓
Quarter ending June 2017	305	↓
Quarter ending September 2017	305	→
<b>Variance since September 2016</b>	<b>(2.9%)</b>	<b>↓</b>



### ACTIVITY



Month	Adjusted Scheduled Activity (UDA)	
	2017	2018
April	22	7
May	51	65
June	98	88
July	137	142
August	194	164
September	231	211
October	266	
November	306	
December	345	
January	424	
February	461	
March	497	
April	516	
May	516	
June	516	

### QUALITY

	Quantity	Base Number	Contract	AT	Region	England
% of FP17s for the same patient ID Re-attending within 3 months - Children	0	18	0.0%	10.9%	11.6%	11.9%
% of FP17s for the same patient ID Re-attending within 3 months - Adults	1	170	0.6%	14.5%	15.2%	15.9%
% of FP17s for the same patient ID Re-attending between 3 & 9 months - Children	0	18	0.0%	59.2%	59.1%	58.1%
% of FP17s for the same patient ID Re-attending between 3 & 9 months - Adults	2	170	1.2%	48.7%	51.7%	50.6%
% of FP17s for Band 1 Urgent Courses	168	173	97.1%	9.2%	8.0%	9.1%
% of FP17s Relating to Free Repair or Replacements	0	173	0.0%	0.8%	0.8%	0.8%
% of FP17s Relating to Continuations	0	173	0.0%	1.1%	1.0%	1.1%
% of Patients satisfied with the dentistry they have received	0	0	N/A	91.6%	91.5%	91.4%
% of Patients satisfied with the time they had to wait for an appointment	0	0	N/A	86.8%	88.2%	87.7%

\* This is based on patients treated on this contract for their most recent course of treatment. Figures in italics indicate the base number of FP17s or Patient Questionnaire responses are less than 100. N/A is shown where the base number of responses is less than 10 during the period. % is calculated as Quantity/Base number\*100

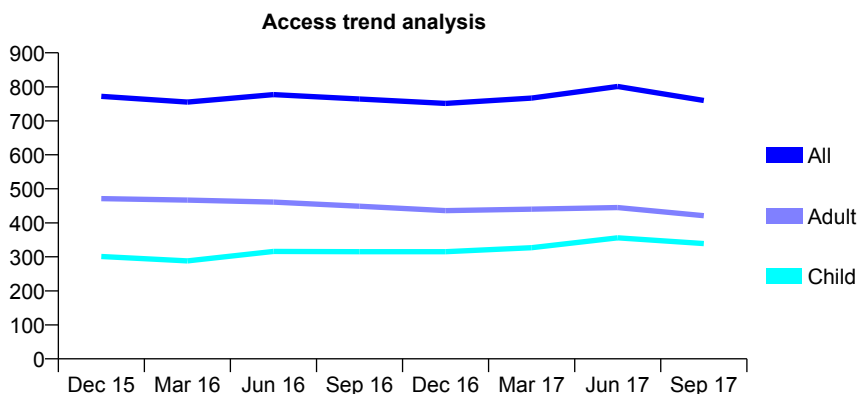
## Q56 - Vital Signs At a Glance Contract Report for 132225/0004 - September 2017

Name or company name	Peterborough Dental Access Centre
Contract type name	PDS Contract
Purpose of contract	General
Contract start date	01/04/2011
Contract end date	31/03/2018

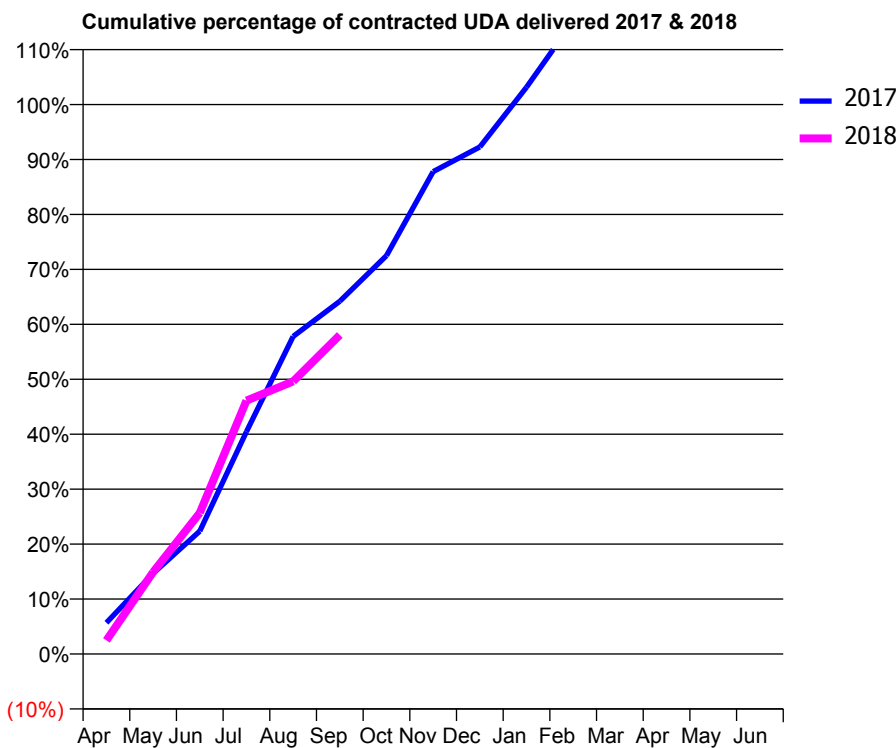
17/18 Contracted general activity (UDA)	1,475
Carry forward general activity (UDA)	0
17/18 Contracted orthodontic activity (UOA)	0
Carry forward orthodontic activity (UOA)	0
Baseline contract value	£110,445.79

### ACCESS\*

Patients seen in 24 months	Total	Change since previous quarter
Quarter ending September 2016	764	
Quarter ending December 2016	751	↓
Quarter ending March 2017	767	↑
Quarter ending June 2017	801	↑
Quarter ending September 2017	760	↓
<b>Variance since September 2016</b>	<b>(0.5%)</b>	→



### ACTIVITY



Adjusted Scheduled Activity (UDA)		
Month	2017	2018
April	84	37
May	216	220
June	330	379
July	597	680
August	852	732
September	947	856
October	1,069	
November	1,295	
December	1,361	
January	1,521	
February	1,698	
March	1,930	
April	2,011	
May	2,011	
June	2,011	

### QUALITY

	Quantity	Base Number	Contract	AT	Region	England
% of FP17s for the same patient ID Re-attending within 3 months - Children	33	275	12.0%	10.9%	11.6%	11.9%
% of FP17s for the same patient ID Re-attending within 3 months - Adults	15	238	6.3%	14.5%	15.2%	15.9%
% of FP17s for the same patient ID Re-attending between 3 & 9 months - Children	65	275	23.6%	59.2%	59.1%	58.1%
% of FP17s for the same patient ID Re-attending between 3 & 9 months - Adults	107	238	45.0%	48.7%	51.7%	50.6%
% of FP17s for Band 1 Urgent Courses	16	469	3.4%	9.2%	8.0%	9.1%
% of FP17s Relating to Free Repair or Replacements	0	469	0.0%	0.8%	0.8%	0.8%
% of FP17s Relating to Continuations	0	469	0.0%	1.1%	1.0%	1.1%
% of Patients satisfied with the dentistry they have received	2	2	N/A	91.6%	91.5%	91.4%
% of Patients satisfied with the time they had to wait for an appointment	2	2	N/A	86.8%	88.2%	87.7%

\* This is based on patients treated on this contract for their most recent course of treatment. Figures in italics indicate the base number of FP17s or Patient Questionnaire responses are less than 100. N/A is shown where the base number of responses is less than 10 during the period. % is calculated as Quantity/Base number\*100

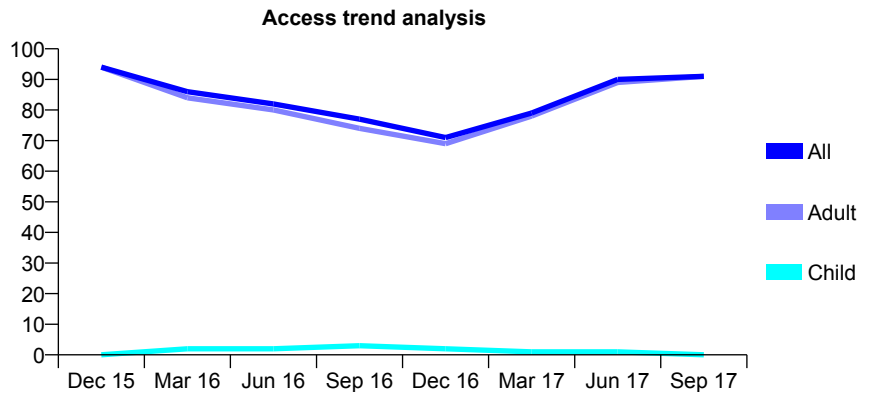
## Q56 - Vital Signs At a Glance Contract Report for 132225/0005 - September 2017

Name or company name	Peterborough Dental Access Centre
Contract type name	PDS Contract
Purpose of contract	General
Contract start date	01/04/2011
Contract end date	31/03/2018

17/18 Contracted general activity (UDA)	148
Carry forward general activity (UDA)	0
17/18 Contracted orthodontic activity (UOA)	0
Carry forward orthodontic activity (UOA)	0
Baseline contract value	£13,159.36

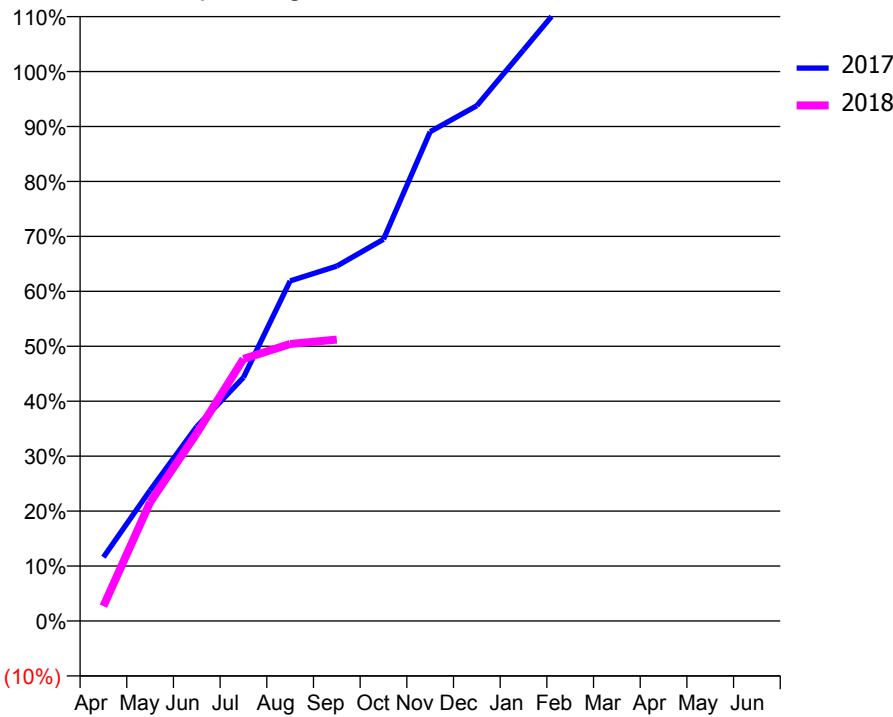
### ACCESS\*

Patients seen in 24 months	Total	Change since previous quarter
Quarter ending September 2016	77	
Quarter ending December 2016	71	↓
Quarter ending March 2017	79	↑
Quarter ending June 2017	90	↑
Quarter ending September 2017	91	→
<b>Variance since September 2016</b>	<b>18.2%</b>	<b>↑</b>



### ACTIVITY

Cumulative percentage of contracted UDA delivered 2017 & 2018



Month	Adjusted Scheduled Activity (UDA)	
	2017	2018
April	17	4
May	35	32
June	52	51
July	66	71
August	92	75
September	96	76
October	103	
November	132	
December	139	
January	154	
February	169	
March	187	
April	200	
May	200	
June	200	

### QUALITY

	Quantity	Base Number	Contract	AT	Region	England
% of FP17s for the same patient ID Re-attending within 3 months - Children	0	0	N/A	10.9%	11.6%	11.9%
% of FP17s for the same patient ID Re-attending within 3 months - Adults	2	34	5.9%	14.5%	15.2%	15.9%
% of FP17s for the same patient ID Re-attending between 3 & 9 months - Children	0	0	N/A	59.2%	59.1%	58.1%
% of FP17s for the same patient ID Re-attending between 3 & 9 months - Adults	5	34	14.7%	48.7%	51.7%	50.6%
% of FP17s for Band 1 Urgent Courses	4	32	12.5%	9.2%	8.0%	9.1%
% of FP17s Relating to Free Repair or Replacements	0	32	0.0%	0.8%	0.8%	0.8%
% of FP17s Relating to Continuations	0	32	0.0%	1.1%	1.0%	1.1%
% of Patients satisfied with the dentistry they have received	0	0	N/A	91.6%	91.5%	91.4%
% of Patients satisfied with the time they had to wait for an appointment	0	0	N/A	86.8%	88.2%	87.7%

\* This is based on patients treated on this contract for their most recent course of treatment. Figures in italics indicate the base number of FP17s or Patient Questionnaire responses are less than 100. N/A is shown where the base number of responses is less than 10 during the period. % is calculated as Quantity/Base number\*100



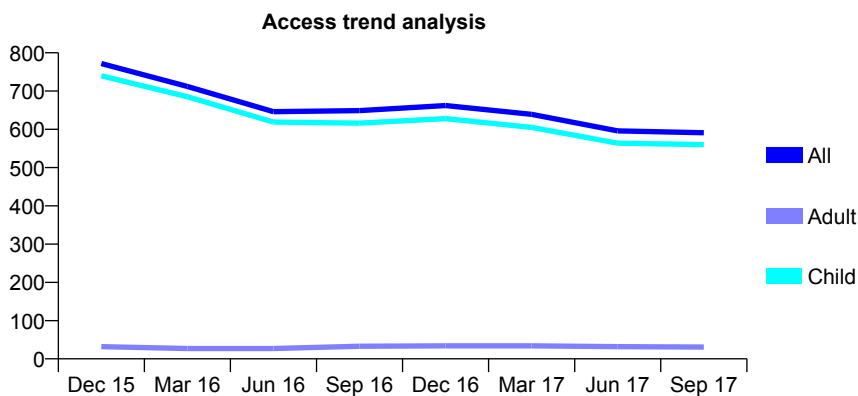
## Q56 - Vital Signs At a Glance Contract Report for 132225/0006 - September 2017

Name or company name	Peterborough Dental Access Centre
Contract type name	PDS Contract
Purpose of contract	General
Contract start date	01/04/2011
Contract end date	31/03/2018

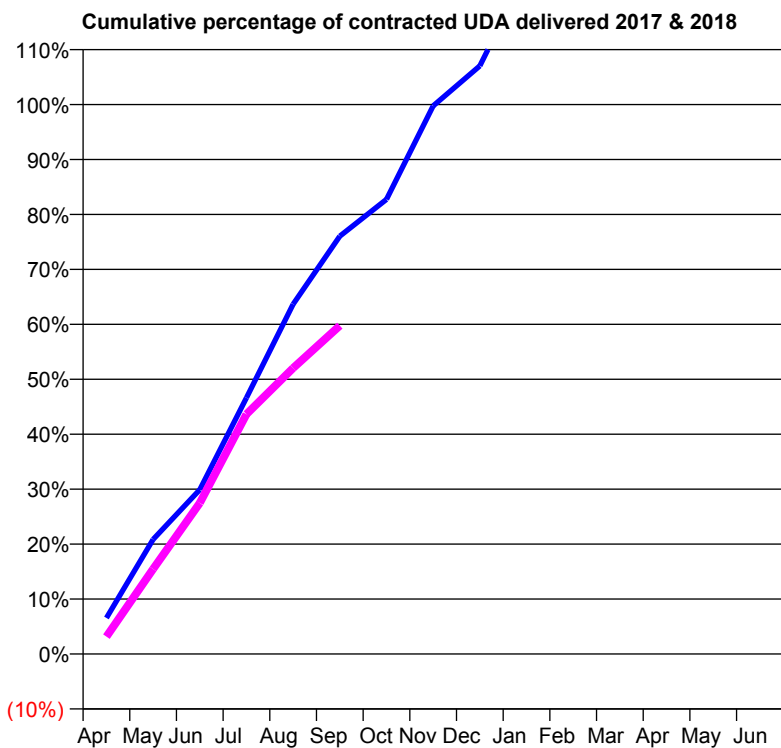
17/18 Contracted general activity (UDA)	1,416
Carry forward general activity (UDA)	0
17/18 Contracted orthodontic activity (UOA)	0
Carry forward orthodontic activity (UOA)	0
Baseline contract value	£609,016.81

### ACCESS\*

Patients seen in 24 months	Total	Change since previous quarter
Quarter ending September 2016	649	
Quarter ending December 2016	662	↑
Quarter ending March 2017	639	↓
Quarter ending June 2017	596	↓
Quarter ending September 2017	591	→
<b>Variance since September 2016</b>	<b>(8.9%)</b>	<b>↓</b>



### ACTIVITY



Adjusted Scheduled Activity (UDA)		
Month	2017	2018
April	93	45
May	295	219
June	423	389
July	660	618
August	902	737
September	1,077	846
October	1,172	
November	1,413	
December	1,516	
January	1,757	
February	1,892	
March	2,155	
April	2,225	
May	2,225	
June	2,225	

### QUALITY

	Quantity	Base Number	Contract	AT	Region	England
% of FP17s for the same patient ID Re-attending within 3 months - Children	0	308	0.0%	10.9%	11.6%	11.9%
% of FP17s for the same patient ID Re-attending within 3 months - Adults	0	8	0.0%	14.5%	15.2%	15.9%
% of FP17s for the same patient ID Re-attending between 3 & 9 months - Children	0	308	0.0%	59.2%	59.1%	58.1%
% of FP17s for the same patient ID Re-attending between 3 & 9 months - Adults	0	8	0.0%	48.7%	51.7%	50.6%
% of FP17s for Band 1 Urgent Courses	0	292	0.0%	9.2%	8.0%	9.1%
% of FP17s Relating to Free Repair or Replacements	0	292	0.0%	0.8%	0.8%	0.8%
% of FP17s Relating to Continuations	0	292	0.0%	1.1%	1.0%	1.1%
% of Patients satisfied with the dentistry they have received	0	0	N/A	91.6%	91.5%	91.4%
% of Patients satisfied with the time they had to wait for an appointment	0	0	N/A	86.8%	88.2%	87.7%

\* This is based on patients treated on this contract for their most recent course of treatment. Figures in italics indicate the base number of FP17s or Patient Questionnaire responses are less than 100. N/A is shown where the base number of responses is less than 10 during the period. % is calculated as Quantity/Base number\*100

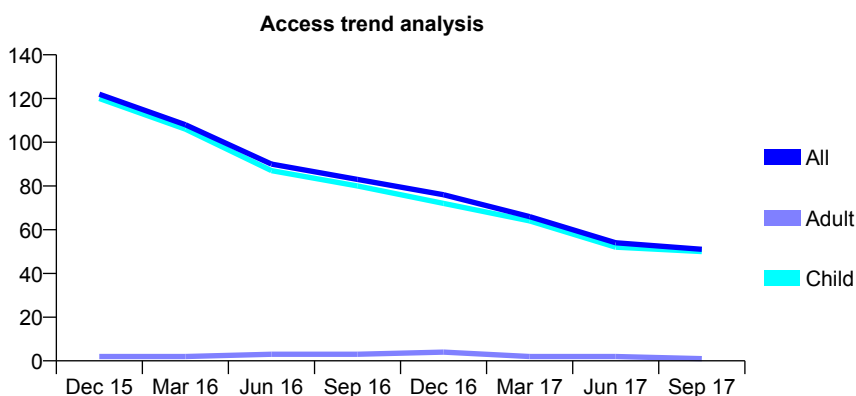
## Q56 - Vital Signs At a Glance Contract Report for 132225/0007 - September 2017

Name or company name	Peterborough Dental Access Centre
Contract type name	PDS Contract
Purpose of contract	General
Contract start date	01/04/2011
Contract end date	31/03/2018

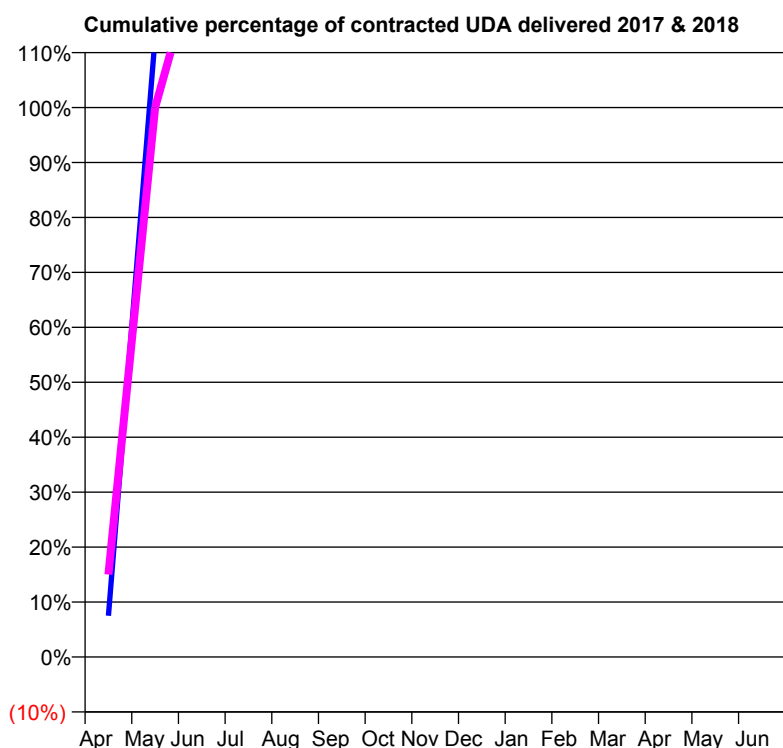
17/18 Contracted general activity (UDA)	40
Carry forward general activity (UDA)	0
17/18 Contracted orthodontic activity (UOA)	0
Carry forward orthodontic activity (UOA)	0
Baseline contract value	£13,581.37

### ACCESS\*

Patients seen in 24 months	Total	Change since previous quarter
Quarter ending September 2016	83	
Quarter ending December 2016	76	↓
Quarter ending March 2017	66	↓
Quarter ending June 2017	54	↓
Quarter ending September 2017	51	↓
<b>Variance since September 2016</b>	<b>(38.6%)</b>	<b>↓</b>



### ACTIVITY



Month	Adjusted Scheduled Activity (UDA)	
	2017	2018
April	3	6
May	45	40
June	54	52
July	75	82
August	100	91
September	112	115
October	133	
November	153	
December	165	
January	171	
February	184	
March	206	
April	212	
May	212	
June	212	

### QUALITY

	Quantity	Base Number	Contract	AT	Region	England
% of FP17s for the same patient ID Re-attending within 3 months - Children	0	41	0.0%	10.9%	11.6%	11.9%
% of FP17s for the same patient ID Re-attending within 3 months - Adults	0	0	N/A	14.5%	15.2%	15.9%
% of FP17s for the same patient ID Re-attending between 3 & 9 months - Children	0	41	0.0%	59.2%	59.1%	58.1%
% of FP17s for the same patient ID Re-attending between 3 & 9 months - Adults	0	0	N/A	48.7%	51.7%	50.6%
% of FP17s for Band 1 Urgent Courses	0	39	0.0%	9.2%	8.0%	9.1%
% of FP17s Relating to Free Repair or Replacements	0	39	0.0%	0.8%	0.8%	0.8%
% of FP17s Relating to Continuations	0	39	0.0%	1.1%	1.0%	1.1%
% of Patients satisfied with the dentistry they have received	0	0	N/A	91.6%	91.5%	91.4%
% of Patients satisfied with the time they had to wait for an appointment	0	0	N/A	86.8%	88.2%	87.7%

\* This is based on patients treated on this contract for their most recent course of treatment. Figures in italics indicate the base number of FP17s or Patient Questionnaire responses are less than 100. N/A is shown where the base number of responses is less than 10 during the period. % is calculated as Quantity/Base number\*100

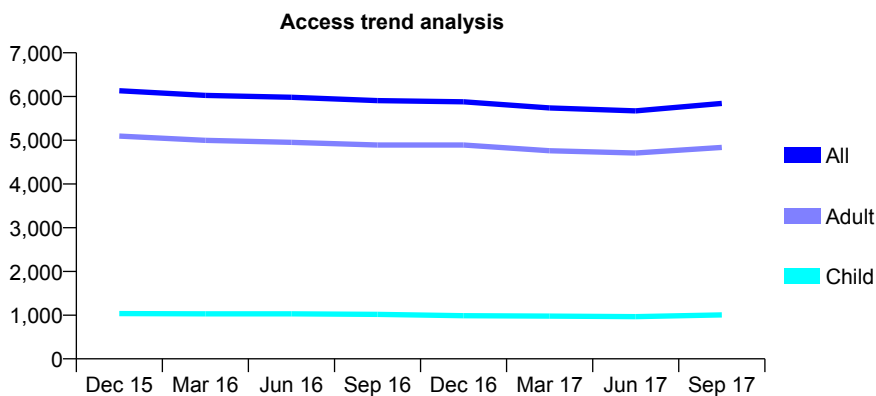
## Q56 - Vital Signs At a Glance Contract Report for 132322/0001 - September 2017

Name or company name	Orford Hill Limited
Contract type name	GDS Contract
Purpose of contract	General
Contract start date	01/12/2012
Contract end date	

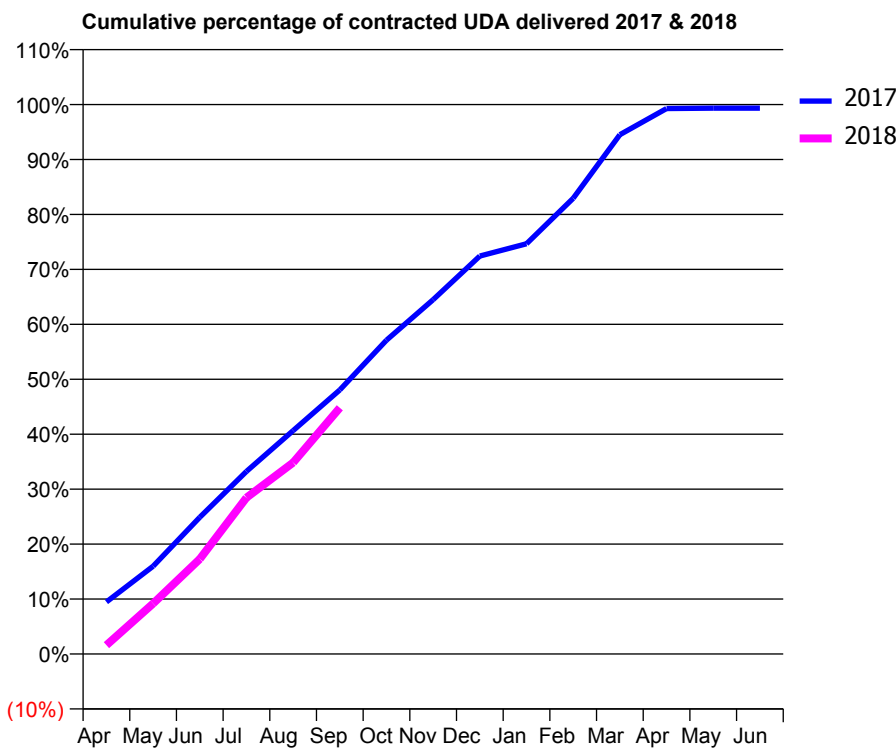
17/18 Contracted general activity (UDA)	16,000
Carry forward general activity (UDA)	0
17/18 Contracted orthodontic activity (UOA)	0
Carry forward orthodontic activity (UOA)	0
Baseline contract value	£420,617.02

### ACCESS\*

Patients seen in 24 months	Total	Change since previous quarter
Quarter ending September 2016	5,908	
Quarter ending December 2016	5,878	→
Quarter ending March 2017	5,739	↓
Quarter ending June 2017	5,673	↓
Quarter ending September 2017	5,842	↑
<b>Variance since September 2016</b>	<b>(1.1%)</b>	<b>↓</b>



### ACTIVITY



Month	Adjusted Scheduled Activity (UDA)	
	2017	2018
April	1,515	258
May	2,557	1,470
June	3,983	2,767
July	5,316	4,551
August	6,507	5,575
September	7,689	7,168
October	9,138	
November	10,318	
December	11,588	
January	11,946	
February	13,270	
March	15,120	
April	15,884	
May	15,893	
June	15,895	

### QUALITY

	Quantity	Base Number	Contract	AT	Region	England
% of FP17s for the same patient ID Re-attending within 3 months - Children	45	804	5.6%	10.9%	11.6%	11.9%
% of FP17s for the same patient ID Re-attending within 3 months - Adults	562	3,818	14.7%	14.5%	15.2%	15.9%
% of FP17s for the same patient ID Re-attending between 3 & 9 months - Children	473	804	58.8%	59.2%	59.1%	58.1%
% of FP17s for the same patient ID Re-attending between 3 & 9 months - Adults	2,146	3,818	56.2%	48.7%	51.7%	50.6%
% of FP17s for Band 1 Urgent Courses	272	4,278	6.4%	9.2%	8.0%	9.1%
% of FP17s Relating to Free Repair or Replacements	63	4,278	1.5%	0.8%	0.8%	0.8%
% of FP17s Relating to Continuations	62	4,278	1.4%	1.1%	1.0%	1.1%
% of Patients satisfied with the dentistry they have received	8	10	80.0%	91.6%	91.5%	91.4%
% of Patients satisfied with the time they had to wait for an appointment	7	10	70.0%	86.8%	88.2%	87.7%

\* This is based on patients treated on this contract for their most recent course of treatment. Figures in italics indicate the base number of FP17s or Patient Questionnaire responses are less than 100. N/A is shown where the base number of responses is less than 10 during the period. % is calculated as Quantity/Base number\*100

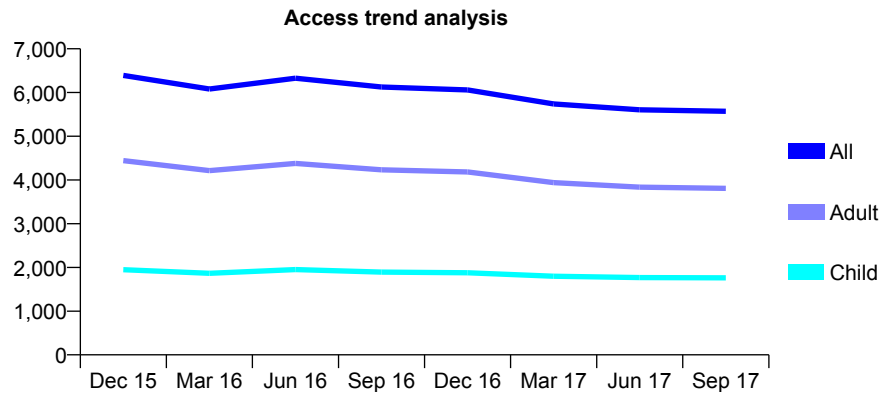
## Q56 - Vital Signs At a Glance Contract Report for 132454/0001 - September 2017

Name or company name	1A Bretton
Contract type name	PDS Plus Contract
Purpose of contract	General
Contract start date	04/05/2010
Contract end date	31/03/2018

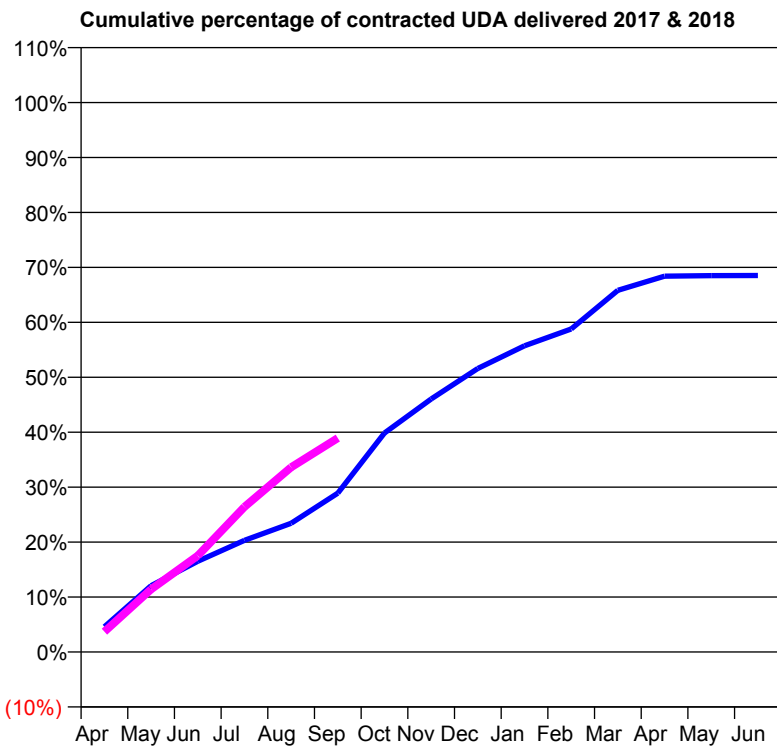
17/18 Contracted general activity (UDA)	21,000
Carry forward general activity (UDA)	0
17/18 Contracted orthodontic activity (UOA)	0
Carry forward orthodontic activity (UOA)	0
Baseline contract value	£520,088.74

### ACCESS\*

Patients seen in 24 months	Total	Change since previous quarter
Quarter ending September 2016	6,127	
Quarter ending December 2016	6,060	↓
Quarter ending March 2017	5,739	↓
Quarter ending June 2017	5,605	↓
Quarter ending September 2017	5,570	→
<b>Variance since September 2016</b>	<b>(9.1%)</b>	<b>↓</b>



### ACTIVITY



Month	Adjusted Scheduled Activity (UDA)	
	2017	2018
April	966	778
May	2,536	2,399
June	3,468	3,681
July	4,268	5,546
August	4,922	7,062
September	6,072	8,177
October	8,370	
November	9,668	
December	10,838	
January	11,704	
February	12,344	
March	13,825	
April	14,364	
May	14,385	
June	14,391	

### QUALITY

	Quantity	Base Number	Contract	AT	Region	England
% of FP17s for the same patient ID Re-attending within 3 months - Children	76	1,277	6.0%	10.9%	11.6%	11.9%
% of FP17s for the same patient ID Re-attending within 3 months - Adults	282	2,357	12.0%	14.5%	15.2%	15.9%
% of FP17s for the same patient ID Re-attending between 3 & 9 months - Children	749	1,277	58.7%	59.2%	59.1%	58.1%
% of FP17s for the same patient ID Re-attending between 3 & 9 months - Adults	1,039	2,357	44.1%	48.7%	51.7%	50.6%
% of FP17s for Band 1 Urgent Courses	172	3,372	5.1%	9.2%	8.0%	9.1%
% of FP17s Relating to Free Repair or Replacements	11	3,372	0.3%	0.8%	0.8%	0.8%
% of FP17s Relating to Continuations	54	3,372	1.6%	1.1%	1.0%	1.1%
% of Patients satisfied with the dentistry they have received	4	4	N/A	91.6%	91.5%	91.4%
% of Patients satisfied with the time they had to wait for an appointment	4	4	N/A	86.8%	88.2%	87.7%

\* This is based on patients treated on this contract for their most recent course of treatment. Figures in italics indicate the base number of FP17s or Patient Questionnaire responses are less than 100. N/A is shown where the base number of responses is less than 10 during the period. % is calculated as Quantity/Base number\*100

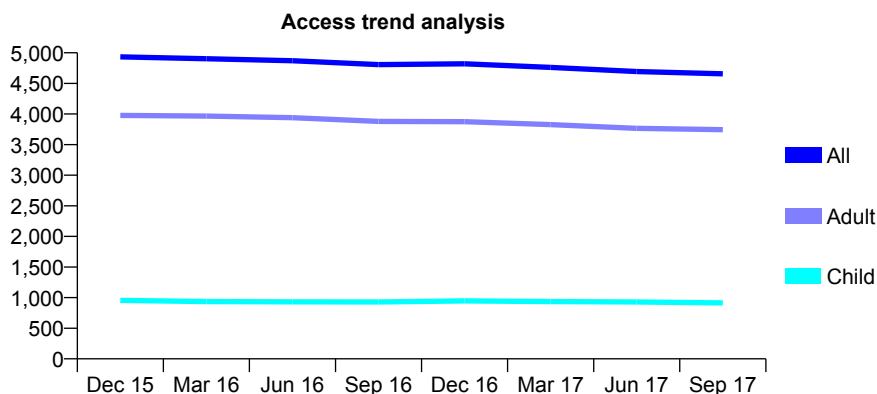
## Q56 - Vital Signs At a Glance Contract Report for 133582/0001 - September 2017

Name or company name	Dr Horan & Dr Simkiene
Contract type name	GDS Contract
Purpose of contract	General and Orthodontic
Contract start date	01/05/2013
Contract end date	

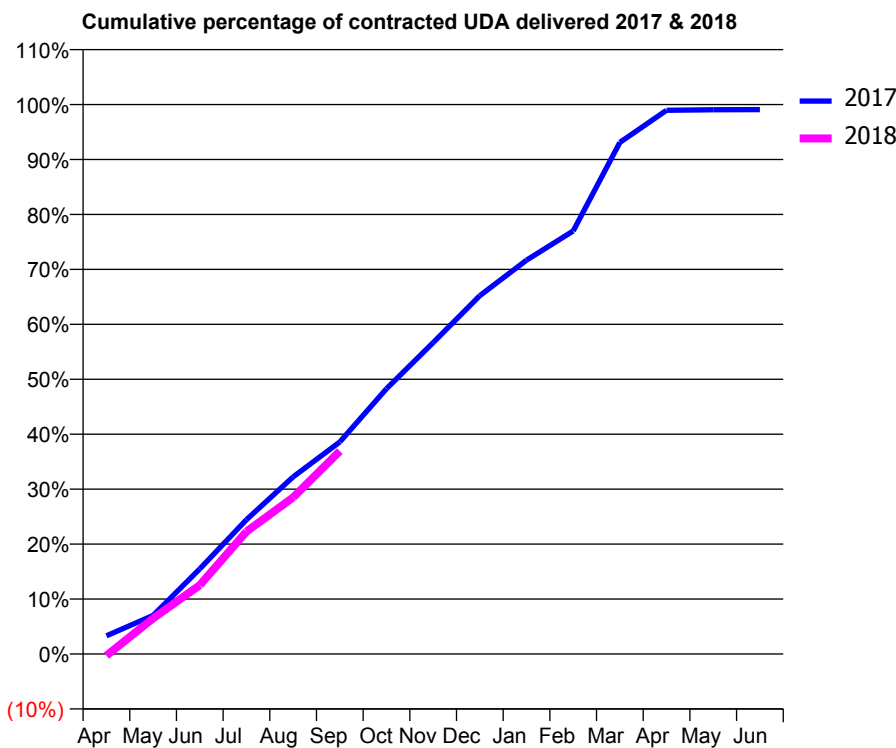
17/18 Contracted general activity (UDA)	15,998
Carry forward general activity (UDA)	150
17/18 Contracted orthodontic activity (UOA)	4,054
Carry forward orthodontic activity (UOA)	37
Baseline contract value	£603,376.67

### ACCESS\*

Patients seen in 24 months	Total	Change since previous quarter
Quarter ending September 2016	4,807	
Quarter ending December 2016	4,821	→
Quarter ending March 2017	4,762	↓
Quarter ending June 2017	4,694	↓
Quarter ending September 2017	4,657	→
<b>Variance since September 2016</b>	<b>(3.1%)</b>	<b>↓</b>



### ACTIVITY



Adjusted Scheduled Activity (UDA)		
Month	2017	2018
April	528	-49
May	1,124	1,038
June	2,480	2,004
July	3,912	3,566
August	5,158	4,561
September	6,174	5,907
October	7,724	
November	9,066	
December	10,433	
January	11,464	
February	12,316	
March	14,894	
April	15,829	
May	15,845	
June	15,848	

### QUALITY

	Quantity	Base Number	Contract	AT	Region	England
% of FP17s for the same patient ID Re-attending within 3 months - Children	125	897	13.9%	10.9%	11.6%	11.9%
% of FP17s for the same patient ID Re-attending within 3 months - Adults	453	2,858	15.9%	14.5%	15.2%	15.9%
% of FP17s for the same patient ID Re-attending between 3 & 9 months - Children	285	897	31.8%	59.2%	59.1%	58.1%
% of FP17s for the same patient ID Re-attending between 3 & 9 months - Adults	1,646	2,858	57.6%	48.7%	51.7%	50.6%
% of FP17s for Band 1 Urgent Courses	137	3,039	4.5%	9.2%	8.0%	9.1%
% of FP17s Relating to Free Repair or Replacements	23	3,039	0.8%	0.8%	0.8%	0.8%
% of FP17s Relating to Continuations	31	3,039	1.0%	1.1%	1.0%	1.1%
% of Patients satisfied with the dentistry they have received	11	11	100.0%	91.6%	91.5%	91.4%
% of Patients satisfied with the time they had to wait for an appointment	10	11	90.9%	86.8%	88.2%	87.7%

\* This is based on patients treated on this contract for their most recent course of treatment. Figures in italics indicate the base number of FP17s or Patient Questionnaire responses are less than 100. N/A is shown where the base number of responses is less than 10 during the period. % is calculated as Quantity/Base number\*100

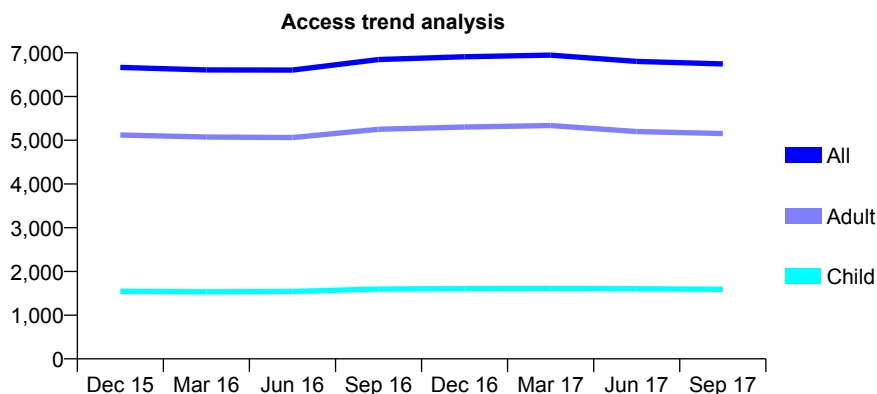
## Q56 - Vital Signs At a Glance Contract Report for 134066/0001 - September 2017

Name or company name	Berners Holdings Ltd
Contract type name	GDS Contract
Purpose of contract	General
Contract start date	01/04/2008
Contract end date	

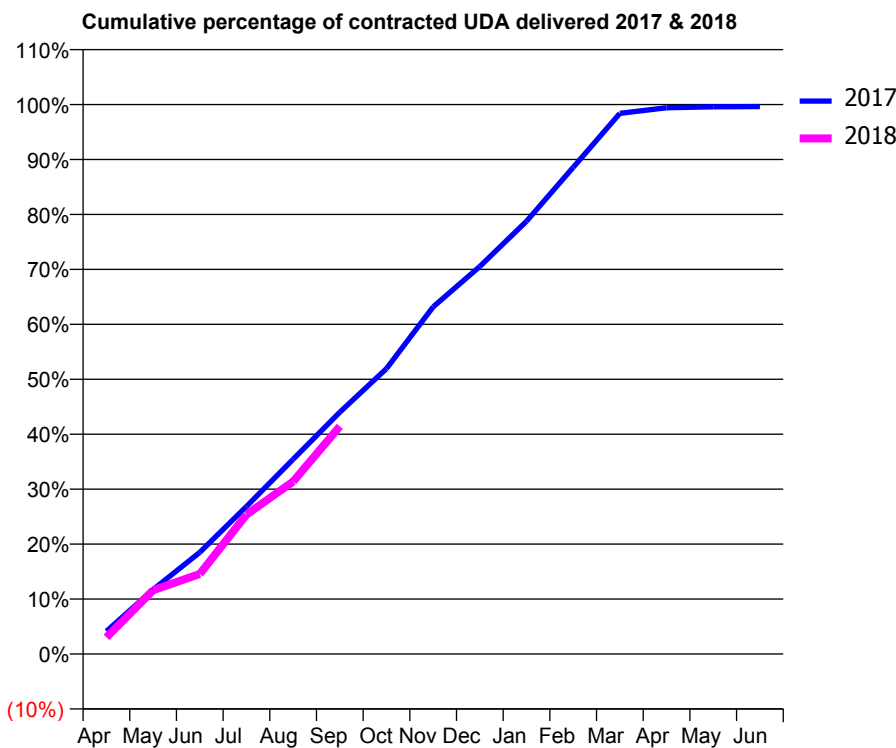
17/18 Contracted general activity (UDA)	16,932
Carry forward general activity (UDA)	62
17/18 Contracted orthodontic activity (UOA)	0
Carry forward orthodontic activity (UOA)	0
Baseline contract value	£364,052.06

### ACCESS\*

Patients seen in 24 months	Total	Change since previous quarter
Quarter ending September 2016	6,847	
Quarter ending December 2016	6,910	→
Quarter ending March 2017	6,947	→
Quarter ending June 2017	6,802	↓
Quarter ending September 2017	6,744	→
<b>Variance since September 2016</b>	<b>(1.5%)</b>	<b>↓</b>



### ACTIVITY



Month	Adjusted Scheduled Activity (UDA)	
	2017	2018
April	701	514
May	1,987	1,966
June	3,135	2,469
July	4,546	4,296
August	6,002	5,315
September	7,452	7,016
October	8,797	
November	10,698	
December	11,943	
January	13,334	
February	14,994	
March	16,658	
April	16,831	
May	16,861	
June	16,870	

### QUALITY

	Quantity	Base Number	Contract	AT	Region	England
% of FP17s for the same patient ID Re-attending within 3 months - Children	66	923	7.2%	10.9%	11.6%	11.9%
% of FP17s for the same patient ID Re-attending within 3 months - Adults	398	2,852	14.0%	14.5%	15.2%	15.9%
% of FP17s for the same patient ID Re-attending between 3 & 9 months - Children	508	923	55.0%	59.2%	59.1%	58.1%
% of FP17s for the same patient ID Re-attending between 3 & 9 months - Adults	1,222	2,852	42.8%	48.7%	51.7%	50.6%
% of FP17s for Band 1 Urgent Courses	693	3,645	19.0%	9.2%	8.0%	9.1%
% of FP17s Relating to Free Repair or Replacements	35	3,645	1.0%	0.8%	0.8%	0.8%
% of FP17s Relating to Continuations	6	3,645	0.2%	1.1%	1.0%	1.1%
% of Patients satisfied with the dentistry they have received	16	17	94.1%	91.6%	91.5%	91.4%
% of Patients satisfied with the time they had to wait for an appointment	17	17	100.0%	86.8%	88.2%	87.7%

\* This is based on patients treated on this contract for their most recent course of treatment. Figures in italics indicate the base number of FP17s or Patient Questionnaire responses are less than 100. N/A is shown where the base number of responses is less than 10 during the period. % is calculated as Quantity/Base number\*100

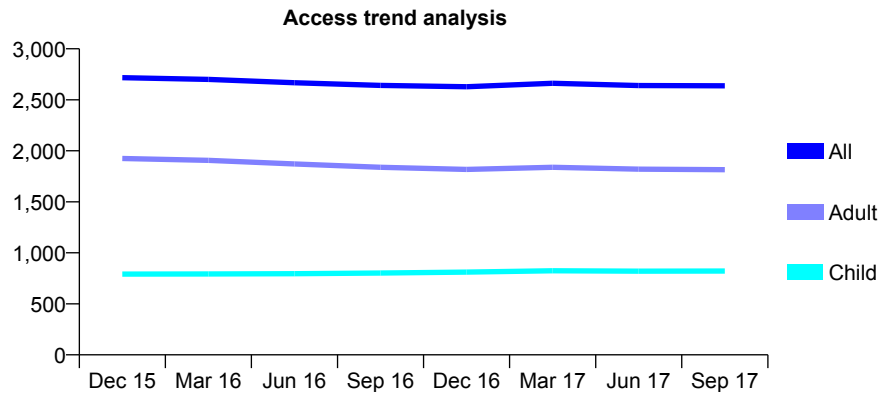
## Q56 - Vital Signs At a Glance Contract Report for 135151/0001 - September 2017

Name or company name	Mr Gawain King and Mrs Antoinette King
Contract type name	GDS Contract
Purpose of contract	General
Contract start date	09/12/2010
Contract end date	

17/18 Contracted general activity (UDA)	7,500
Carry forward general activity (UDA)	206
17/18 Contracted orthodontic activity (UOA)	0
Carry forward orthodontic activity (UOA)	0
Baseline contract value	£201,570.28

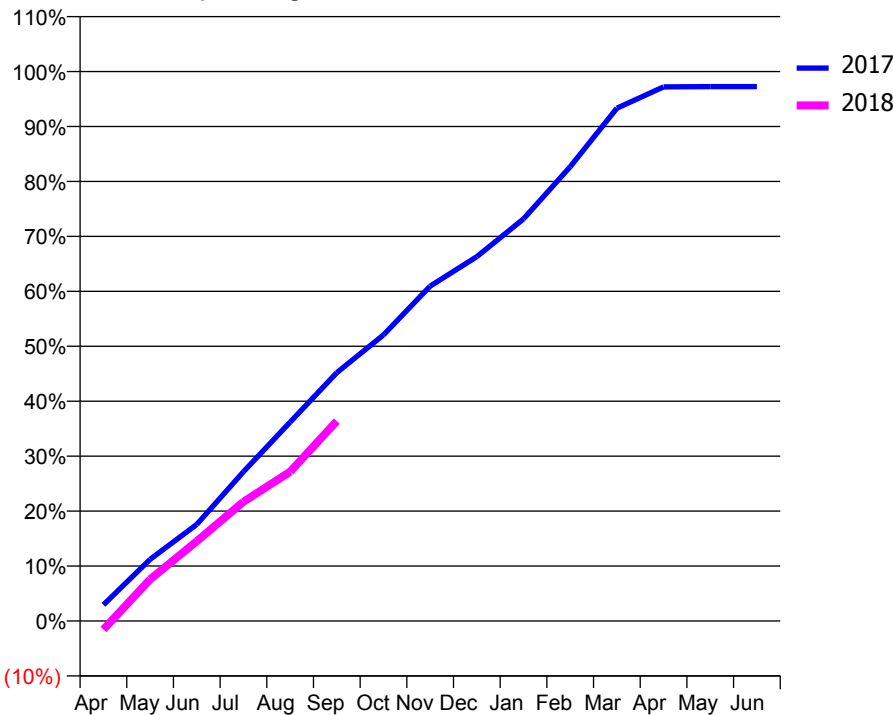
### ACCESS\*

Patients seen in 24 months	Total	Change since previous quarter
Quarter ending September 2016	2,641	
Quarter ending December 2016	2,628	→
Quarter ending March 2017	2,662	→
Quarter ending June 2017	2,640	→
Quarter ending September 2017	2,637	→
<b>Variance since September 2016</b>	<b>(0.2%)</b>	→



### ACTIVITY

Cumulative percentage of contracted UDA delivered 2017 & 2018



Adjusted Scheduled Activity (UDA)		
Month	2017	2018
April	221	-117
May	841	568
June	1,319	1,089
July	2,038	1,629
August	2,714	2,037
September	3,389	2,730
October	3,905	
November	4,571	
December	4,974	
January	5,488	
February	6,201	
March	7,000	
April	7,291	
May	7,294	
June	7,294	

### QUALITY

	Quantity	Base Number	Contract	AT	Region	England
% of FP17s for the same patient ID Re-attending within 3 months - Children	42	691	6.1%	10.9%	11.6%	11.9%
% of FP17s for the same patient ID Re-attending within 3 months - Adults	204	1,391	14.7%	14.5%	15.2%	15.9%
% of FP17s for the same patient ID Re-attending between 3 & 9 months - Children	470	691	68.0%	59.2%	59.1%	58.1%
% of FP17s for the same patient ID Re-attending between 3 & 9 months - Adults	916	1,391	65.9%	48.7%	51.7%	50.6%
% of FP17s for Band 1 Urgent Courses	174	1,923	9.0%	9.2%	8.0%	9.1%
% of FP17s Relating to Free Repair or Replacements	9	1,923	0.5%	0.8%	0.8%	0.8%
% of FP17s Relating to Continuations	29	1,923	1.5%	1.1%	1.0%	1.1%
% of Patients satisfied with the dentistry they have received	7	7	N/A	91.6%	91.5%	91.4%
% of Patients satisfied with the time they had to wait for an appointment	6	7	N/A	86.8%	88.2%	87.7%

\* This is based on patients treated on this contract for their most recent course of treatment. Figures in italics indicate the base number of FP17s or Patient Questionnaire responses are less than 100. N/A is shown where the base number of responses is less than 10 during the period. % is calculated as Quantity/Base number\*100

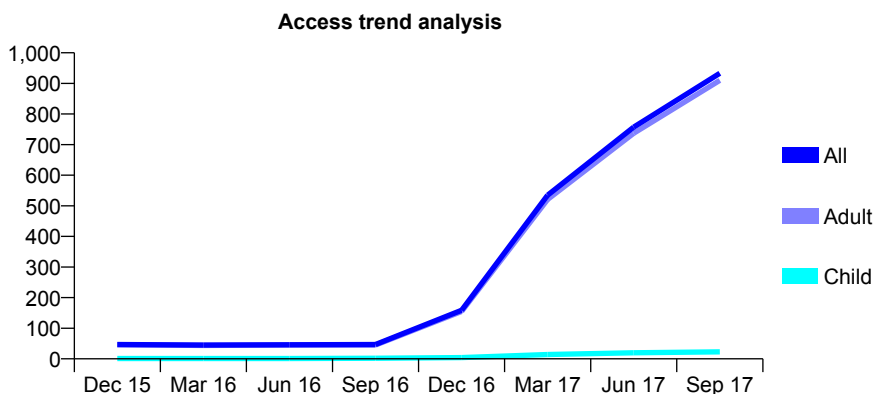
## Q56 - Vital Signs At a Glance Contract Report for 135518/0001 - September 2017

Name or company name	Oasis Dental Care (Central) Ltd
Contract type name	PDS Contract
Purpose of contract	General
Contract start date	01/03/2010
Contract end date	31/03/2018

17/18 Contracted general activity (UDA)	4,248
Carry forward general activity (UDA)	0
17/18 Contracted orthodontic activity (UOA)	0
Carry forward orthodontic activity (UOA)	0
Baseline contract value	£499,830.41

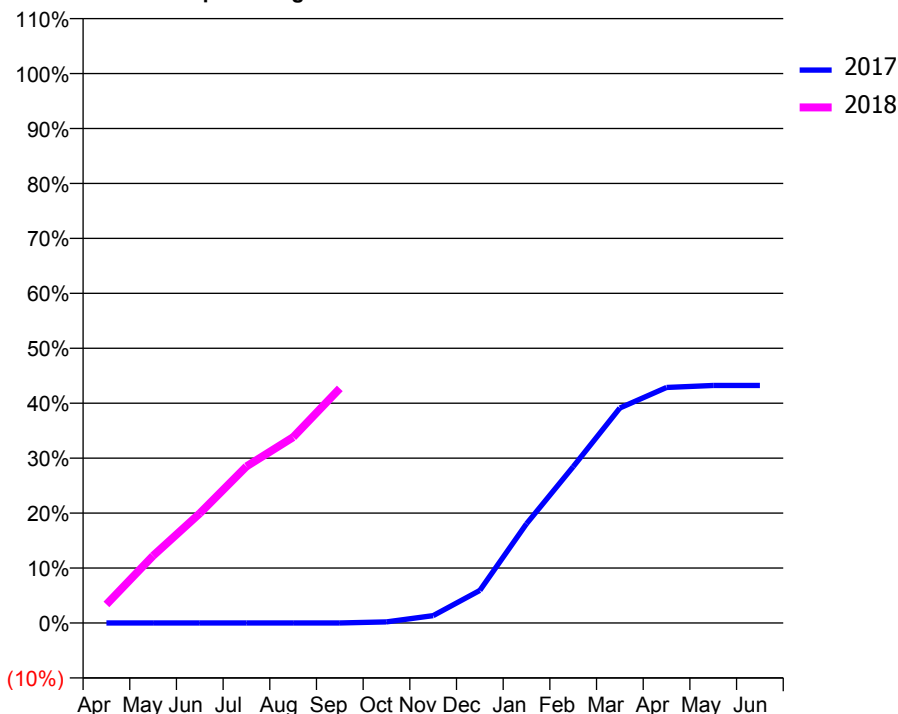
### ACCESS\*

Patients seen in 24 months	Total	Change since previous quarter
Quarter ending September 2016	47	
Quarter ending December 2016	159	↑
Quarter ending March 2017	535	↑
Quarter ending June 2017	757	↑
Quarter ending September 2017	933	↑
<b>Variance since September 2016</b>	<b>1885.1%</b>	<b>↑</b>



### ACTIVITY

Cumulative percentage of contracted UDA delivered 2017 & 2018



Month	Adjusted Scheduled Activity (UDA)	
	2017	2018
April	0	144
May	0	520
June	0	848
July	0	1,211
August	0	1,437
September	0	1,814
October	9	
November	57	
December	252	
January	767	
February	1,209	
March	1,662	
April	1,821	
May	1,836	
June	1,836	

### QUALITY

	Quantity	Base Number	Contract	AT	Region	England
% of FP17s for the same patient ID Re-attending within 3 months - Children	0	20	0.0%	10.9%	11.6%	11.9%
% of FP17s for the same patient ID Re-attending within 3 months - Adults	6	712	0.8%	14.5%	15.2%	15.9%
% of FP17s for the same patient ID Re-attending between 3 & 9 months - Children	0	20	0.0%	59.2%	59.1%	58.1%
% of FP17s for the same patient ID Re-attending between 3 & 9 months - Adults	3	712	0.4%	48.7%	51.7%	50.6%
% of FP17s for Band 1 Urgent Courses	0	620	0.0%	9.2%	8.0%	9.1%
% of FP17s Relating to Free Repair or Replacements	0	620	0.0%	0.8%	0.8%	0.8%
% of FP17s Relating to Continuations	0	620	0.0%	1.1%	1.0%	1.1%
% of Patients satisfied with the dentistry they have received	1	1	N/A	91.6%	91.5%	91.4%
% of Patients satisfied with the time they had to wait for an appointment	1	1	N/A	86.8%	88.2%	87.7%

\* This is based on patients treated on this contract for their most recent course of treatment. Figures in italics indicate the base number of FP17s or Patient Questionnaire responses are less than 100. N/A is shown where the base number of responses is less than 10 during the period. % is calculated as Quantity/Base number\*100



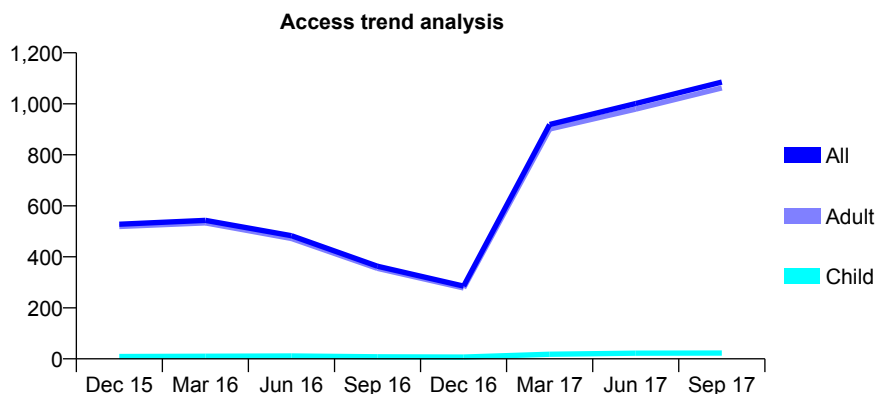
## Q56 - Vital Signs At a Glance Contract Report for 135518/0002 - September 2017

Name or company name	Oasis Dental Care (Central) Ltd
Contract type name	PDS Contract
Purpose of contract	General
Contract start date	01/04/2011
Contract end date	31/03/2018

17/18 Contracted general activity (UDA)	360
Carry forward general activity (UDA)	0
17/18 Contracted orthodontic activity (UOA)	0
Carry forward orthodontic activity (UOA)	0
Baseline contract value	£26,956.26

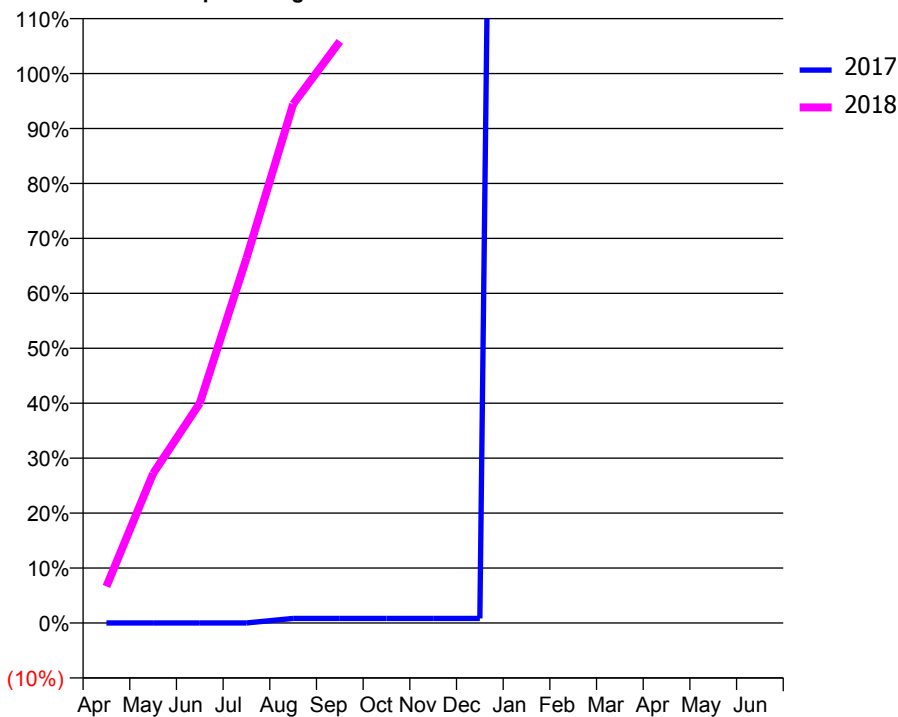
### ACCESS\*

Patients seen in 24 months	Total	Change since previous quarter
Quarter ending September 2016	363	
Quarter ending December 2016	285	↓
Quarter ending March 2017	919	↑
Quarter ending June 2017	1,001	↑
Quarter ending September 2017	1,085	↑
<b>Variance since September 2016</b>	<b>198.9%</b>	<b>↑</b>



### ACTIVITY

Cumulative percentage of contracted UDA delivered 2017 & 2018



Month	Adjusted Scheduled Activity (UDA)	
	2017	2018
April	0	24
May	0	98
June	0	144
July	0	239
August	3	340
September	3	381
October	3	
November	3	
December	3	
January	2,557	
February	2,621	
March	2,749	
April	2,775	
May	2,776	
June	2,776	

### QUALITY

	Quantity	Base Number	Contract	AT	Region	England
% of FP17s for the same patient ID Re-attending within 3 months - Children	0	24	0.0%	10.9%	11.6%	11.9%
% of FP17s for the same patient ID Re-attending within 3 months - Adults	8	423	1.9%	14.5%	15.2%	15.9%
% of FP17s for the same patient ID Re-attending between 3 & 9 months - Children	0	24	0.0%	59.2%	59.1%	58.1%
% of FP17s for the same patient ID Re-attending between 3 & 9 months - Adults	1	423	0.2%	48.7%	51.7%	50.6%
% of FP17s for Band 1 Urgent Courses	0	309	0.0%	9.2%	8.0%	9.1%
% of FP17s Relating to Free Repair or Replacements	0	309	0.0%	0.8%	0.8%	0.8%
% of FP17s Relating to Continuations	0	309	0.0%	1.1%	1.0%	1.1%
% of Patients satisfied with the dentistry they have received	0	0	N/A	91.6%	91.5%	91.4%
% of Patients satisfied with the time they had to wait for an appointment	0	0	N/A	86.8%	88.2%	87.7%

\* This is based on patients treated on this contract for their most recent course of treatment. Figures in italics indicate the base number of FP17s or Patient Questionnaire responses are less than 100. N/A is shown where the base number of responses is less than 10 during the period. % is calculated as Quantity/Base number\*100

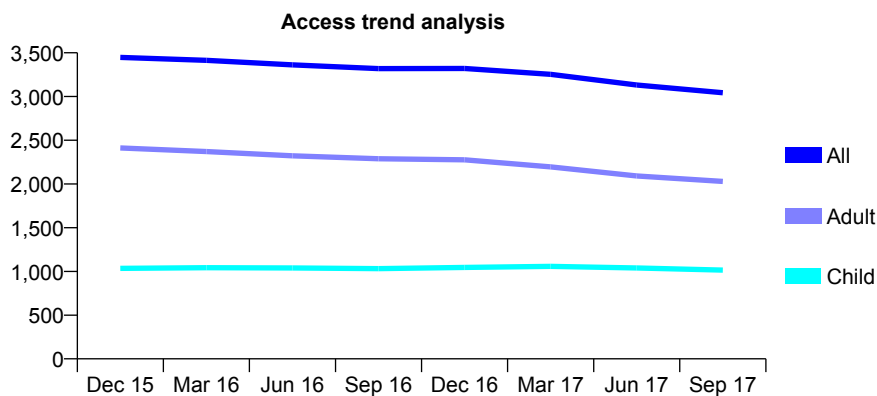
## Q56 - Vital Signs At a Glance Contract Report for 138517/0001 - September 2017

Name or company name	Hampton Court Dental Centre
Contract type name	GDS Contract
Purpose of contract	General
Contract start date	01/09/2010
Contract end date	

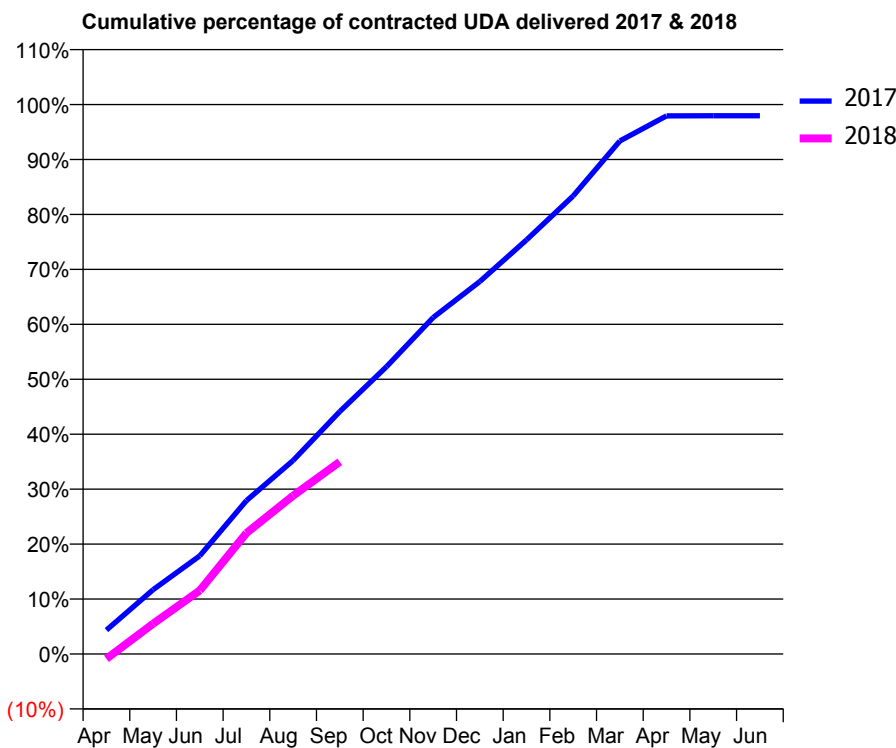
17/18 Contracted general activity (UDA)	13,750
Carry forward general activity (UDA)	280
17/18 Contracted orthodontic activity (UOA)	0
Carry forward orthodontic activity (UOA)	0
Baseline contract value	£400,870.00

### ACCESS\*

Patients seen in 24 months	Total	Change since previous quarter
Quarter ending September 2016	3,319	
Quarter ending December 2016	3,321	→
Quarter ending March 2017	3,254	↓
Quarter ending June 2017	3,132	↓
Quarter ending September 2017	3,044	↓
<b>Variance since September 2016</b>	<b>(8.3%)</b>	<b>↓</b>



### ACTIVITY



Month	Adjusted Scheduled Activity (UDA)	
	2017	2018
April	599	-123
May	1,610	760
June	2,457	1,589
July	3,838	3,027
August	4,843	3,963
September	6,068	4,811
October	7,190	
November	8,419	
December	9,320	
January	10,363	
February	11,462	
March	12,839	
April	13,464	
May	13,469	
June	13,470	

### QUALITY

	Quantity	Base Number	Contract	AT	Region	England
% of FP17s for the same patient ID Re-attending within 3 months - Children	45	757	5.9%	10.9%	11.6%	11.9%
% of FP17s for the same patient ID Re-attending within 3 months - Adults	164	1,252	13.1%	14.5%	15.2%	15.9%
% of FP17s for the same patient ID Re-attending between 3 & 9 months - Children	496	757	65.5%	59.2%	59.1%	58.1%
% of FP17s for the same patient ID Re-attending between 3 & 9 months - Adults	695	1,252	55.5%	48.7%	51.7%	50.6%
% of FP17s for Band 1 Urgent Courses	105	1,829	5.7%	9.2%	8.0%	9.1%
% of FP17s Relating to Free Repair or Replacements	17	1,829	0.9%	0.8%	0.8%	0.8%
% of FP17s Relating to Continuations	29	1,829	1.6%	1.1%	1.0%	1.1%
% of Patients satisfied with the dentistry they have received	1	2	N/A	91.6%	91.5%	91.4%
% of Patients satisfied with the time they had to wait for an appointment	2	2	N/A	86.8%	88.2%	87.7%

\* This is based on patients treated on this contract for their most recent course of treatment. Figures in italics indicate the base number of FP17s or Patient Questionnaire responses are less than 100. N/A is shown where the base number of responses is less than 10 during the period. % is calculated as Quantity/Base number\*100

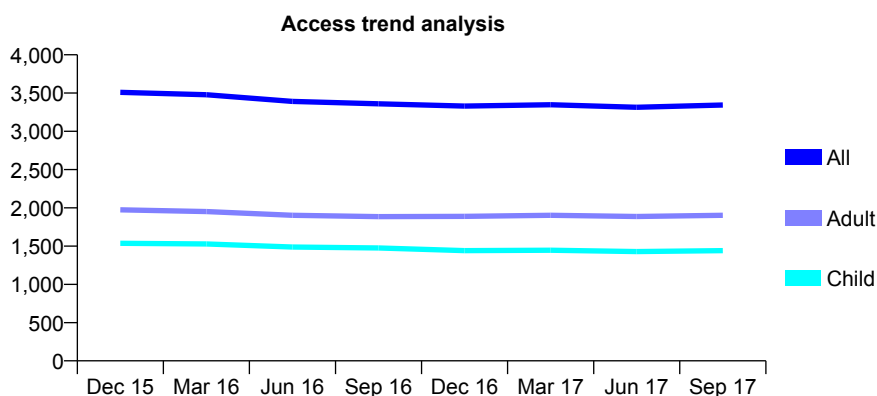
## Q56 - Vital Signs At a Glance Contract Report for 138525/0001 - September 2017

Name or company name	Alvington House Dental Practice
Contract type name	GDS Contract
Purpose of contract	General
Contract start date	01/04/2011
Contract end date	

17/18 Contracted general activity (UDA)	9,285
Carry forward general activity (UDA)	0
17/18 Contracted orthodontic activity (UOA)	0
Carry forward orthodontic activity (UOA)	0
Baseline contract value	£211,609.55

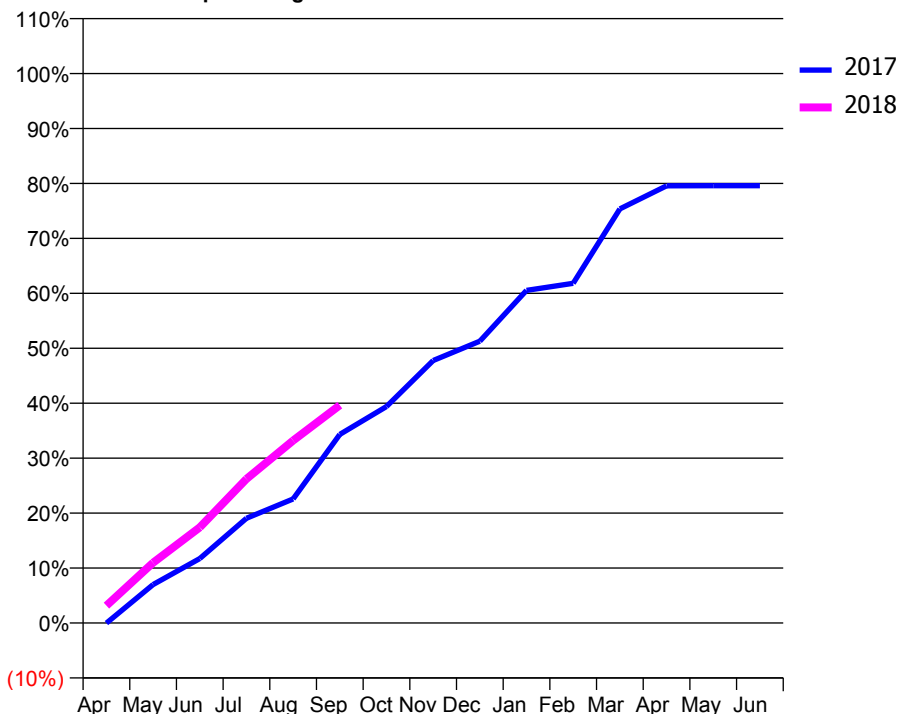
### ACCESS\*

Patients seen in 24 months	Total	Change since previous quarter
Quarter ending September 2016	3,360	
Quarter ending December 2016	3,329	→
Quarter ending March 2017	3,348	→
Quarter ending June 2017	3,315	→
Quarter ending September 2017	3,343	→
<b>Variance since September 2016</b>	<b>(0.5%)</b>	<b>→</b>



### ACTIVITY

Cumulative percentage of contracted UDA delivered 2017 & 2018



Month	Adjusted Scheduled Activity (UDA)	
	2017	2018
April	-4	294
May	650	1,019
June	1,090	1,616
July	1,771	2,435
August	2,096	3,084
September	3,187	3,680
October	3,657	
November	4,436	
December	4,762	
January	5,621	
February	5,740	
March	6,996	
April	7,387	
May	7,389	
June	7,389	

### QUALITY

	Quantity	Base Number	Contract	AT	Region	England
% of FP17s for the same patient ID Re-attending within 3 months - Children	96	1,185	8.1%	10.9%	11.6%	11.9%
% of FP17s for the same patient ID Re-attending within 3 months - Adults	210	1,271	16.5%	14.5%	15.2%	15.9%
% of FP17s for the same patient ID Re-attending between 3 & 9 months - Children	769	1,185	64.9%	59.2%	59.1%	58.1%
% of FP17s for the same patient ID Re-attending between 3 & 9 months - Adults	710	1,271	55.9%	48.7%	51.7%	50.6%
% of FP17s for Band 1 Urgent Courses	159	2,263	7.0%	9.2%	8.0%	9.1%
% of FP17s Relating to Free Repair or Replacements	4	2,263	0.2%	0.8%	0.8%	0.8%
% of FP17s Relating to Continuations	2	2,263	0.1%	1.1%	1.0%	1.1%
% of Patients satisfied with the dentistry they have received	4	4	N/A	91.6%	91.5%	91.4%
% of Patients satisfied with the time they had to wait for an appointment	3	4	N/A	86.8%	88.2%	87.7%

\* This is based on patients treated on this contract for their most recent course of treatment. Figures in italics indicate the base number of FP17s or Patient Questionnaire responses are less than 100. N/A is shown where the base number of responses is less than 10 during the period. % is calculated as Quantity/Base number\*100

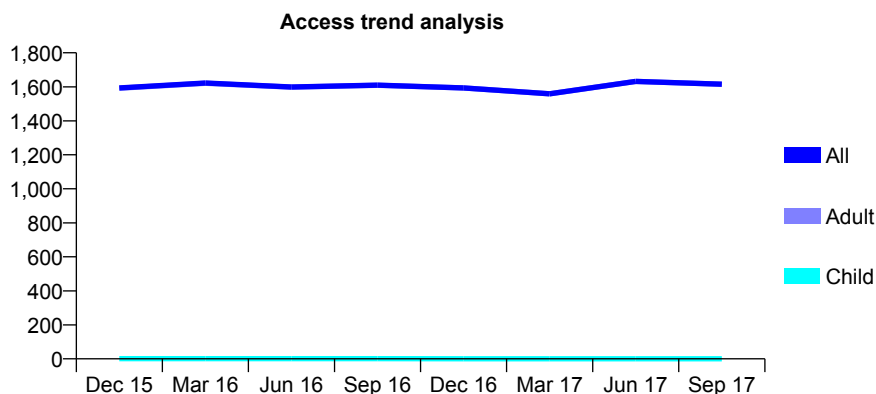
## Q56 - Vital Signs At a Glance Contract Report for 138835/0001 - September 2017

Name or company name	Conrad Costa and Audrey Costa
Contract type name	GDS Contract
Purpose of contract	General
Contract start date	01/03/2013
Contract end date	

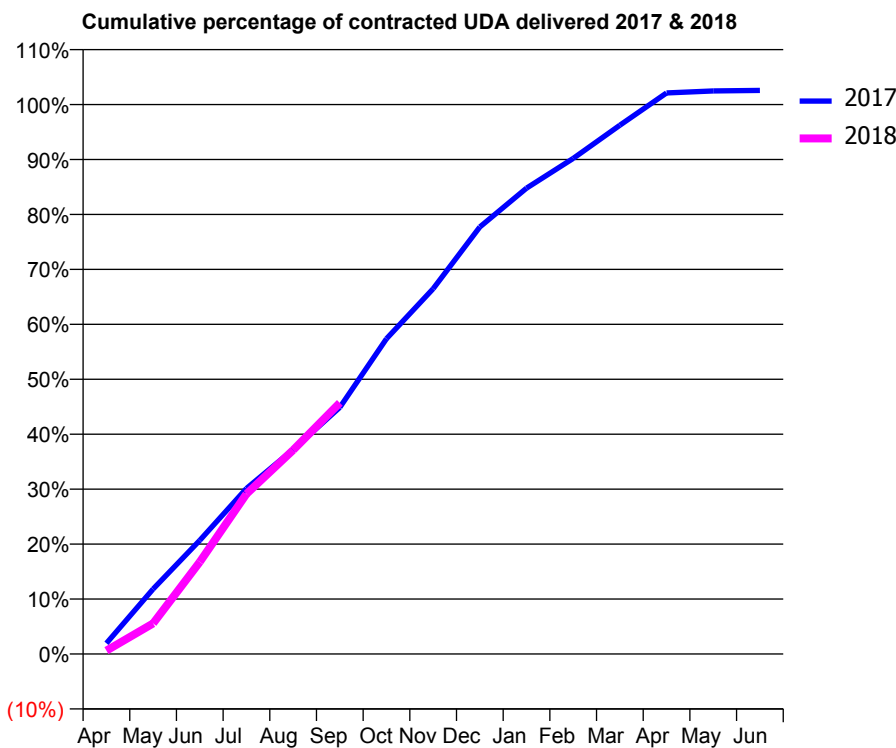
17/18 Contracted general activity (UDA)	4,795
Carry forward general activity (UDA)	0
17/18 Contracted orthodontic activity (UOA)	0
Carry forward orthodontic activity (UOA)	0
Baseline contract value	£274,202.13

### ACCESS\*

Patients seen in 24 months	Total	Change since previous quarter
Quarter ending September 2016	1,610	
Quarter ending December 2016	1,593	↓
Quarter ending March 2017	1,559	↓
Quarter ending June 2017	1,632	↑
Quarter ending September 2017	1,615	↓
<b>Variance since September 2016</b>	<b>0.3%</b>	→



### ACTIVITY



Month	Adjusted Scheduled Activity (UDA)	
	2017	2018
April	94	29
May	567	268
June	992	804
July	1,445	1,397
August	1,784	1,780
September	2,153	2,192
October	2,751	
November	3,187	
December	3,726	
January	4,065	
February	4,324	
March	4,614	
April	4,896	
May	4,913	
June	4,917	

### QUALITY

	Quantity	Base Number	Contract	AT	Region	England
% of FP17s for the same patient ID Re-attending within 3 months - Children	0	1	0.0%	10.9%	11.6%	11.9%
% of FP17s for the same patient ID Re-attending within 3 months - Adults	82	670	12.2%	14.5%	15.2%	15.9%
% of FP17s for the same patient ID Re-attending between 3 & 9 months - Children	0	1	0.0%	59.2%	59.1%	58.1%
% of FP17s for the same patient ID Re-attending between 3 & 9 months - Adults	83	670	12.4%	48.7%	51.7%	50.6%
% of FP17s for Band 1 Urgent Courses	95	573	16.6%	9.2%	8.0%	9.1%
% of FP17s Relating to Free Repair or Replacements	6	573	1.0%	0.8%	0.8%	0.8%
% of FP17s Relating to Continuations	1	573	0.2%	1.1%	1.0%	1.1%
% of Patients satisfied with the dentistry they have received	1	2	N/A	91.6%	91.5%	91.4%
% of Patients satisfied with the time they had to wait for an appointment	1	2	N/A	86.8%	88.2%	87.7%

\* This is based on patients treated on this contract for their most recent course of treatment. Figures in italics indicate the base number of FP17s or Patient Questionnaire responses are less than 100. N/A is shown where the base number of responses is less than 10 during the period. % is calculated as Quantity/Base number\*100

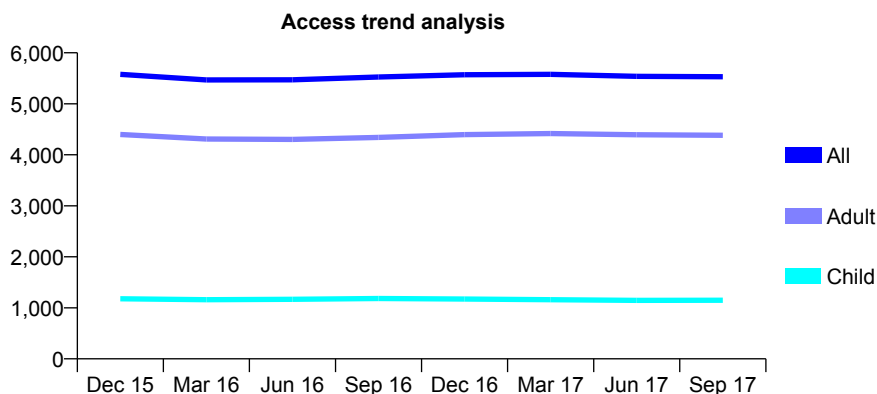
## Q56 - Vital Signs At a Glance Contract Report for 139033/0001 - September 2017

Name or company name	DU TOIT & BURGER PARTNERSHIP (SUI
Contract type name	GDS Contract
Purpose of contract	General
Contract start date	01/04/2007
Contract end date	

17/18 Contracted general activity (UDA)	14,425
Carry forward general activity (UDA)	368
17/18 Contracted orthodontic activity (UOA)	0
Carry forward orthodontic activity (UOA)	0
Baseline contract value	£343,142.58

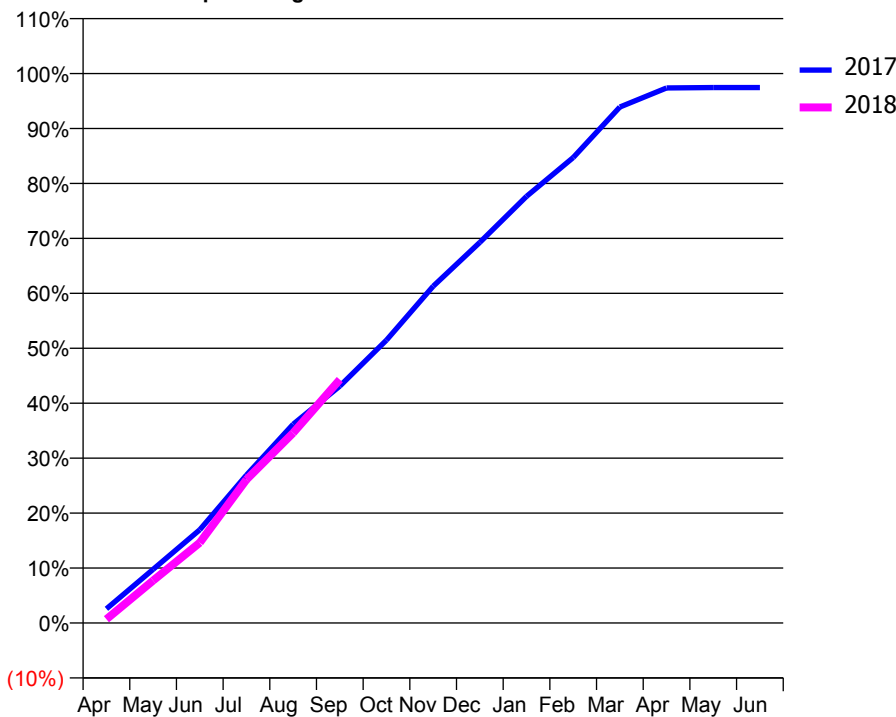
### ACCESS\*

Patients seen in 24 months	Total	Change since previous quarter
Quarter ending September 2016	5,525	
Quarter ending December 2016	5,570	→
Quarter ending March 2017	5,577	→
Quarter ending June 2017	5,539	→
Quarter ending September 2017	5,531	→
<b>Variance since September 2016</b>	<b>0.1%</b>	<b>→</b>



### ACTIVITY

Cumulative percentage of contracted UDA delivered 2017 & 2018



Month	Adjusted Scheduled Activity (UDA)	
	2017	2018
April	373	101
May	1,410	1,115
June	2,450	2,108
July	3,883	3,764
August	5,216	4,990
September	6,219	6,391
October	7,428	
November	8,840	
December	9,993	
January	11,202	
February	12,218	
March	13,546	
April	14,047	
May	14,057	
June	14,057	

### QUALITY

	Quantity	Base Number	Contract	AT	Region	England
% of FP17s for the same patient ID Re-attending within 3 months - Children	40	780	5.1%	10.9%	11.6%	11.9%
% of FP17s for the same patient ID Re-attending within 3 months - Adults	411	2,821	14.6%	14.5%	15.2%	15.9%
% of FP17s for the same patient ID Re-attending between 3 & 9 months - Children	433	780	55.5%	59.2%	59.1%	58.1%
% of FP17s for the same patient ID Re-attending between 3 & 9 months - Adults	1,241	2,821	44.0%	48.7%	51.7%	50.6%
% of FP17s for Band 1 Urgent Courses	330	3,334	9.9%	9.2%	8.0%	9.1%
% of FP17s Relating to Free Repair or Replacements	16	3,334	0.5%	0.8%	0.8%	0.8%
% of FP17s Relating to Continuations	79	3,334	2.4%	1.1%	1.0%	1.1%
% of Patients satisfied with the dentistry they have received	8	9	N/A	91.6%	91.5%	91.4%
% of Patients satisfied with the time they had to wait for an appointment	9	9	N/A	86.8%	88.2%	87.7%

\* This is based on patients treated on this contract for their most recent course of treatment. Figures in italics indicate the base number of FP17s or Patient Questionnaire responses are less than 100. N/A is shown where the base number of responses is less than 10 during the period. % is calculated as Quantity/Base number\*100

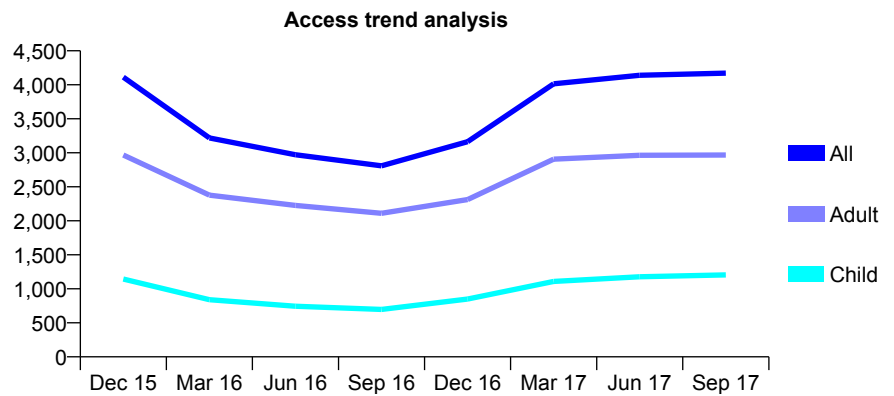
## Q56 - Vital Signs At a Glance Contract Report for 139440/0001 - September 2017

Name or company name	Peirson Services Ltd
Contract type name	PDS Plus Contract
Purpose of contract	General
Contract start date	01/04/2010
Contract end date	31/03/2018

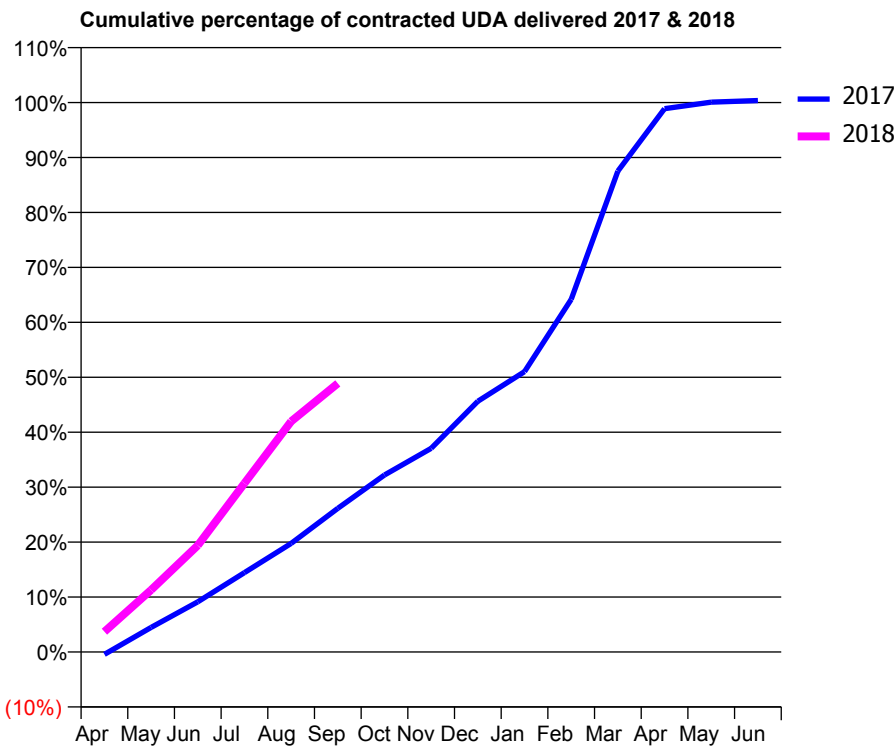
17/18 Contracted general activity (UDA)	11,000
Carry forward general activity (UDA)	-38
17/18 Contracted orthodontic activity (UOA)	0
Carry forward orthodontic activity (UOA)	0
Baseline contract value	£280,611.96

### ACCESS\*

Patients seen in 24 months	Total	Change since previous quarter
Quarter ending September 2016	2,809	
Quarter ending December 2016	3,163	↑
Quarter ending March 2017	4,014	↑
Quarter ending June 2017	4,140	↑
Quarter ending September 2017	4,172	→
<b>Variance since September 2016</b>	<b>48.5%</b>	<b>↑</b>



### ACTIVITY



Month	Adjusted Scheduled Activity (UDA)	
	2017	2018
April	-50	407
May	493	1,242
June	1,005	2,135
July	1,590	3,379
August	2,173	4,617
September	2,877	5,378
October	3,543	
November	4,078	
December	5,019	
January	5,613	
February	7,058	
March	9,628	
April	10,876	
May	11,008	
June	11,038	

### QUALITY

	Quantity	Base Number	Contract	AT	Region	England
% of FP17s for the same patient ID Re-attending within 3 months - Children	45	820	5.5%	10.9%	11.6%	11.9%
% of FP17s for the same patient ID Re-attending within 3 months - Adults	378	2,240	16.9%	14.5%	15.2%	15.9%
% of FP17s for the same patient ID Re-attending between 3 & 9 months - Children	358	820	43.7%	59.2%	59.1%	58.1%
% of FP17s for the same patient ID Re-attending between 3 & 9 months - Adults	812	2,240	36.3%	48.7%	51.7%	50.6%
% of FP17s for Band 1 Urgent Courses	358	2,095	17.1%	9.2%	8.0%	9.1%
% of FP17s Relating to Free Repair or Replacements	7	2,095	0.3%	0.8%	0.8%	0.8%
% of FP17s Relating to Continuations	19	2,095	0.9%	1.1%	1.0%	1.1%
% of Patients satisfied with the dentistry they have received	5	6	N/A	91.6%	91.5%	91.4%
% of Patients satisfied with the time they had to wait for an appointment	5	6	N/A	86.8%	88.2%	87.7%

\* This is based on patients treated on this contract for their most recent course of treatment. Figures in italics indicate the base number of FP17s or Patient Questionnaire responses are less than 100. N/A is shown where the base number of responses is less than 10 during the period. % is calculated as Quantity/Base number\*100

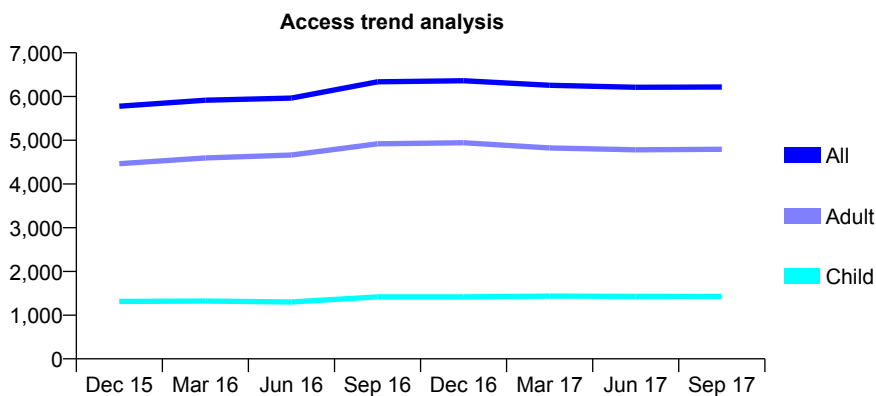
## Q56 - Vital Signs At a Glance Contract Report for 139882/0001 - September 2017

Name or company name	Mr M Eyrumlu and Mr A Eyrumlu
Contract type name	GDS Contract
Purpose of contract	General
Contract start date	10/05/2014
Contract end date	

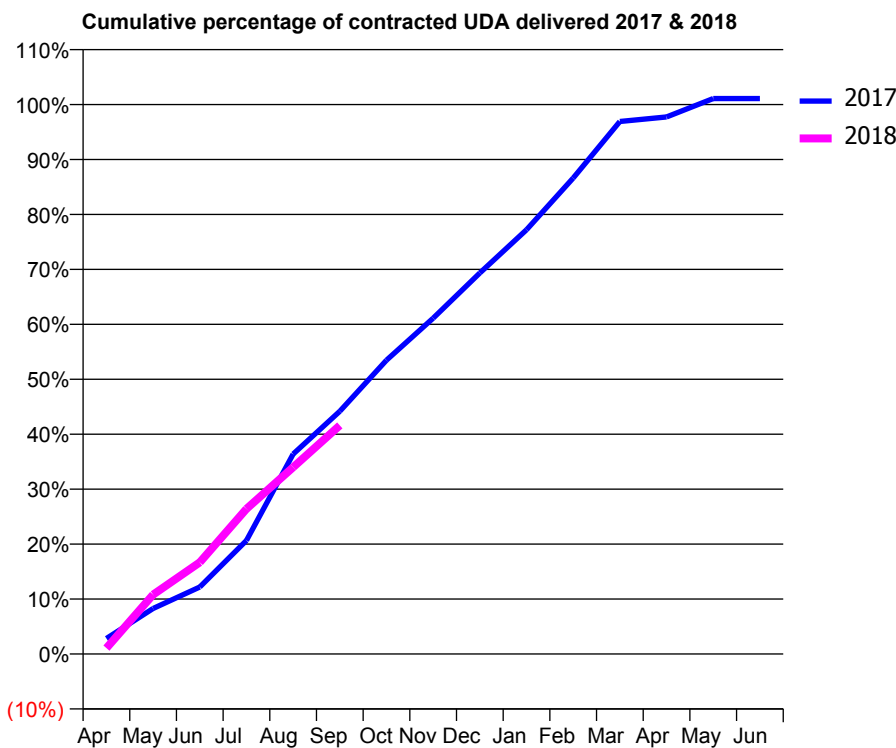
17/18 Contracted general activity (UDA)	22,000
Carry forward general activity (UDA)	-239
17/18 Contracted orthodontic activity (UOA)	0
Carry forward orthodontic activity (UOA)	0
Baseline contract value	£561,443.36

### ACCESS\*

Patients seen in 24 months	Total	Change since previous quarter
Quarter ending September 2016	6,336	
Quarter ending December 2016	6,360	→
Quarter ending March 2017	6,258	↓
Quarter ending June 2017	6,212	→
Quarter ending September 2017	6,217	→
<b>Variance since September 2016</b>	<b>(1.9%)</b>	<b>↓</b>



### ACTIVITY



Month	Adjusted Scheduled Activity (UDA)	
	2017	2018
April	621	239
May	1,823	2,377
June	2,685	3,670
July	4,547	5,812
August	8,008	7,477
September	9,720	9,154
October	11,762	
November	13,446	
December	15,254	
January	16,986	
February	19,054	
March	21,322	
April	21,501	
May	22,239	
June	22,239	

### QUALITY

	Quantity	Base Number	Contract	AT	Region	England
% of FP17s for the same patient ID Re-attending within 3 months - Children	77	966	8.0%	10.9%	11.6%	11.9%
% of FP17s for the same patient ID Re-attending within 3 months - Adults	301	2,918	10.3%	14.5%	15.2%	15.9%
% of FP17s for the same patient ID Re-attending between 3 & 9 months - Children	593	966	61.4%	59.2%	59.1%	58.1%
% of FP17s for the same patient ID Re-attending between 3 & 9 months - Adults	1,672	2,918	57.3%	48.7%	51.7%	50.6%
% of FP17s for Band 1 Urgent Courses	195	3,582	5.4%	9.2%	8.0%	9.1%
% of FP17s Relating to Free Repair or Replacements	71	3,582	2.0%	0.8%	0.8%	0.8%
% of FP17s Relating to Continuations	71	3,582	2.0%	1.1%	1.0%	1.1%
% of Patients satisfied with the dentistry they have received	11	13	84.6%	91.6%	91.5%	91.4%
% of Patients satisfied with the time they had to wait for an appointment	10	13	76.9%	86.8%	88.2%	87.7%

\* This is based on patients treated on this contract for their most recent course of treatment. Figures in italics indicate the base number of FP17s or Patient Questionnaire responses are less than 100. N/A is shown where the base number of responses is less than 10 during the period. % is calculated as Quantity/Base number\*100

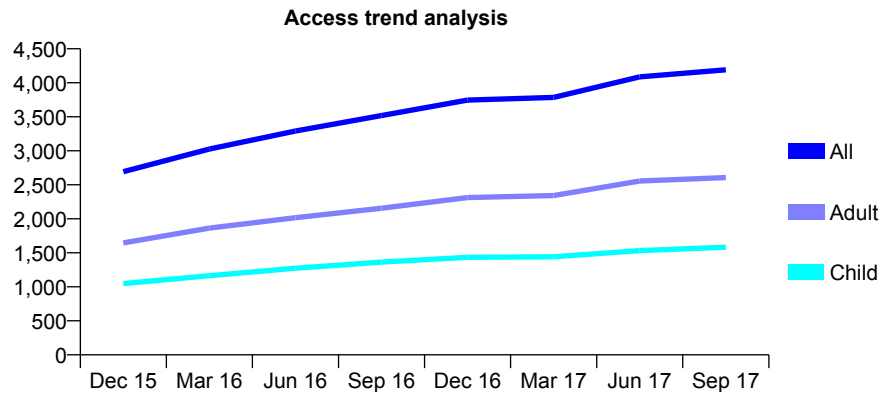
## Q56 - Vital Signs At a Glance Contract Report for 140708/0001 - September 2017

Name or company name	Bretton Dental Clinic Partnership
Contract type name	GDS Contract
Purpose of contract	General
Contract start date	01/12/2014
Contract end date	

17/18 Contracted general activity (UDA)	12,034
Carry forward general activity (UDA)	410
17/18 Contracted orthodontic activity (UOA)	0
Carry forward orthodontic activity (UOA)	0
Baseline contract value	£302,898.68

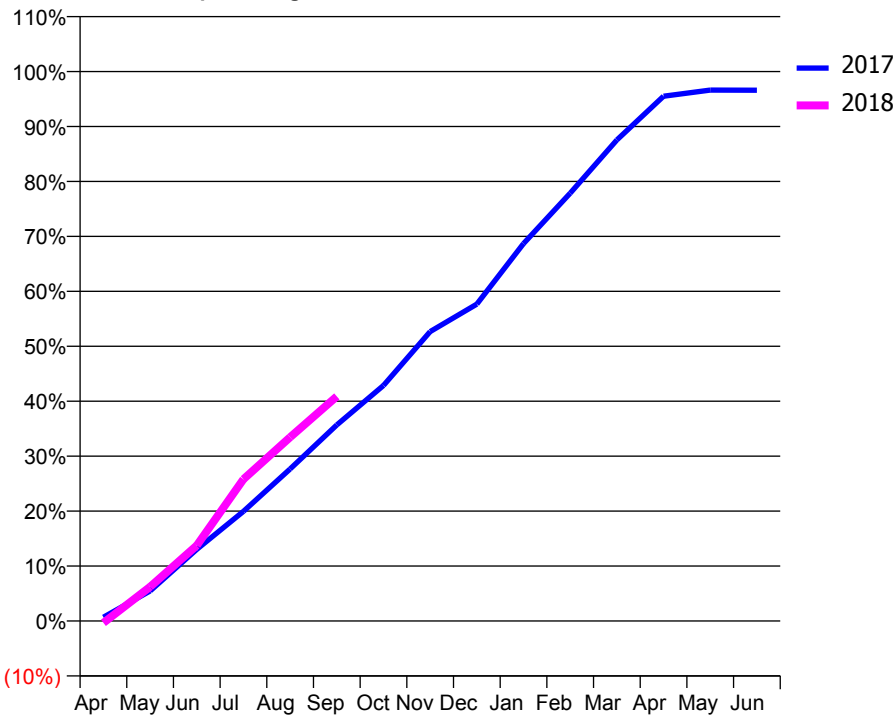
### ACCESS\*

Patients seen in 24 months	Total	Change since previous quarter
Quarter ending September 2016	3,518	
Quarter ending December 2016	3,747	↑
Quarter ending March 2017	3,785	→
Quarter ending June 2017	4,088	↑
Quarter ending September 2017	4,191	↑
<b>Variance since September 2016</b>	<b>19.1%</b>	<b>↑</b>



### ACTIVITY

Cumulative percentage of contracted UDA delivered 2017 & 2018



Month	Adjusted Scheduled Activity (UDA)	
	2017	2018
April	83	-42
May	658	749
June	1,571	1,653
July	2,402	3,104
August	3,331	4,027
September	4,295	4,918
October	5,157	
November	6,338	
December	6,940	
January	8,267	
February	9,370	
March	10,534	
April	11,493	
May	11,626	
June	11,624	

### QUALITY

	Quantity	Base Number	Contract	AT	Region	England
% of FP17s for the same patient ID Re-attending within 3 months - Children	89	1,133	7.9%	10.9%	11.6%	11.9%
% of FP17s for the same patient ID Re-attending within 3 months - Adults	197	1,485	13.3%	14.5%	15.2%	15.9%
% of FP17s for the same patient ID Re-attending between 3 & 9 months - Children	418	1,133	36.9%	59.2%	59.1%	58.1%
% of FP17s for the same patient ID Re-attending between 3 & 9 months - Adults	449	1,485	30.2%	48.7%	51.7%	50.6%
% of FP17s for Band 1 Urgent Courses	147	2,177	6.8%	9.2%	8.0%	9.1%
% of FP17s Relating to Free Repair or Replacements	2	2,177	0.1%	0.8%	0.8%	0.8%
% of FP17s Relating to Continuations	1	2,177	0.0%	1.1%	1.0%	1.1%
% of Patients satisfied with the dentistry they have received	1	2	N/A	91.6%	91.5%	91.4%
% of Patients satisfied with the time they had to wait for an appointment	2	2	N/A	86.8%	88.2%	87.7%

\* This is based on patients treated on this contract for their most recent course of treatment. Figures in italics indicate the base number of FP17s or Patient Questionnaire responses are less than 100. N/A is shown where the base number of responses is less than 10 during the period. % is calculated as Quantity/Base number\*100



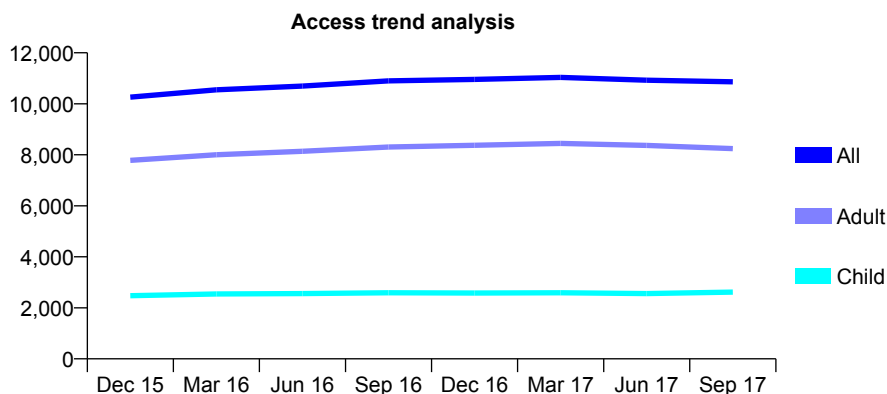
## Q56 - Vital Signs At a Glance Contract Report for 141062/0001 - September 2017

Name or company name	Taverham Dental Health Clinic Limited
Contract type name	GDS Contract
Purpose of contract	General
Contract start date	01/02/2012
Contract end date	

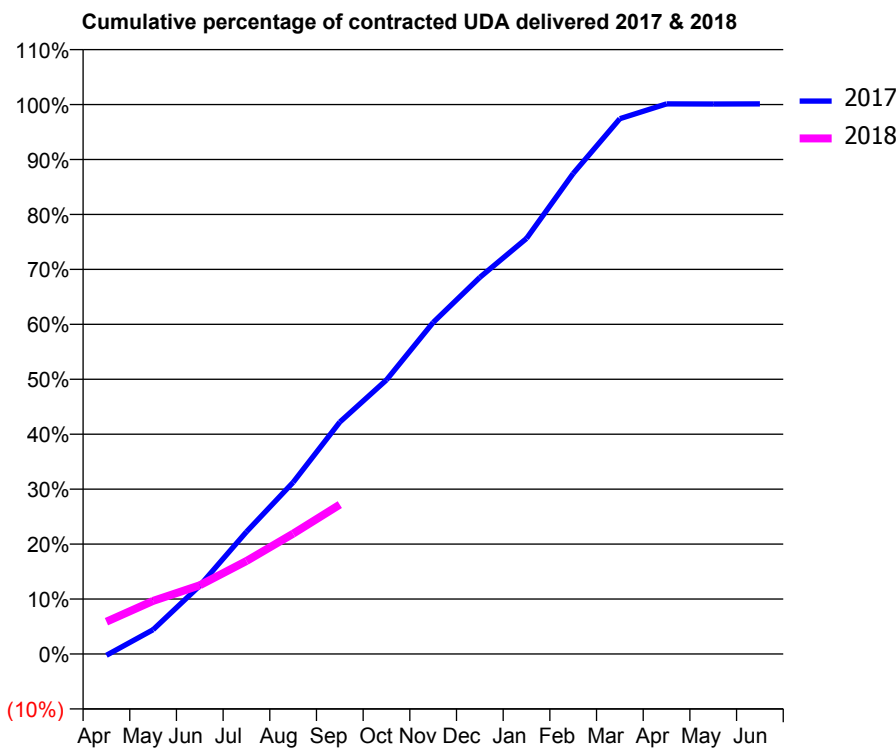
17/18 Contracted general activity (UDA)	37,140
Carry forward general activity (UDA)	-41
17/18 Contracted orthodontic activity (UOA)	0
Carry forward orthodontic activity (UOA)	0
Baseline contract value	£932,029.26

### ACCESS\*

Patients seen in 24 months	Total	Change since previous quarter
Quarter ending September 2016	10,897	
Quarter ending December 2016	10,958	→
Quarter ending March 2017	11,037	→
Quarter ending June 2017	10,927	→
Quarter ending September 2017	10,861	→
<b>Variance since September 2016</b>	<b>(0.3%)</b>	→



### ACTIVITY



Month	Adjusted Scheduled Activity (UDA)	
	2017	2018
April	-98	2,187
May	1,645	3,593
June	4,616	4,649
July	8,257	6,285
August	11,603	8,130
September	15,675	10,097
October	18,528	
November	22,409	
December	25,452	
January	28,089	
February	32,473	
March	36,178	
April	37,178	
May	37,171	
June	37,181	

### QUALITY

	Quantity	Base Number	Contract	AT	Region	England
% of FP17s for the same patient ID Re-attending within 3 months - Children	87	1,646	5.3%	10.9%	11.6%	11.9%
% of FP17s for the same patient ID Re-attending within 3 months - Adults	362	3,481	10.4%	14.5%	15.2%	15.9%
% of FP17s for the same patient ID Re-attending between 3 & 9 months - Children	1,027	1,646	62.4%	59.2%	59.1%	58.1%
% of FP17s for the same patient ID Re-attending between 3 & 9 months - Adults	2,259	3,481	64.9%	48.7%	51.7%	50.6%
% of FP17s for Band 1 Urgent Courses	218	4,770	4.6%	9.2%	8.0%	9.1%
% of FP17s Relating to Free Repair or Replacements	22	4,770	0.5%	0.8%	0.8%	0.8%
% of FP17s Relating to Continuations	61	4,770	1.3%	1.1%	1.0%	1.1%
% of Patients satisfied with the dentistry they have received	13	14	92.9%	91.6%	91.5%	91.4%
% of Patients satisfied with the time they had to wait for an appointment	11	14	78.6%	86.8%	88.2%	87.7%

\* This is based on patients treated on this contract for their most recent course of treatment. Figures in italics indicate the base number of FP17s or Patient Questionnaire responses are less than 100. N/A is shown where the base number of responses is less than 10 during the period. % is calculated as Quantity/Base number\*100

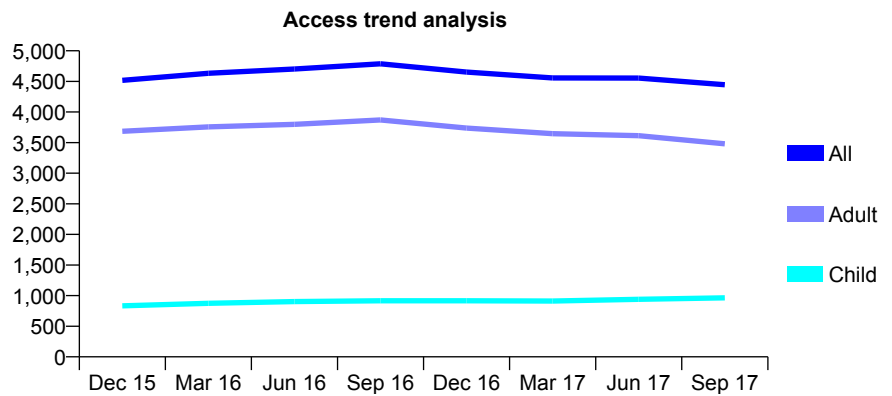
## Q56 - Vital Signs At a Glance Contract Report for 143391/0001 - September 2017

Name or company name	Dr J Sherer and Dr L Levin
Contract type name	GDS Contract
Purpose of contract	General
Contract start date	01/02/2011
Contract end date	

17/18 Contracted general activity (UDA)	9,634
Carry forward general activity (UDA)	213
17/18 Contracted orthodontic activity (UOA)	0
Carry forward orthodontic activity (UOA)	0
Baseline contract value	£265,647.57

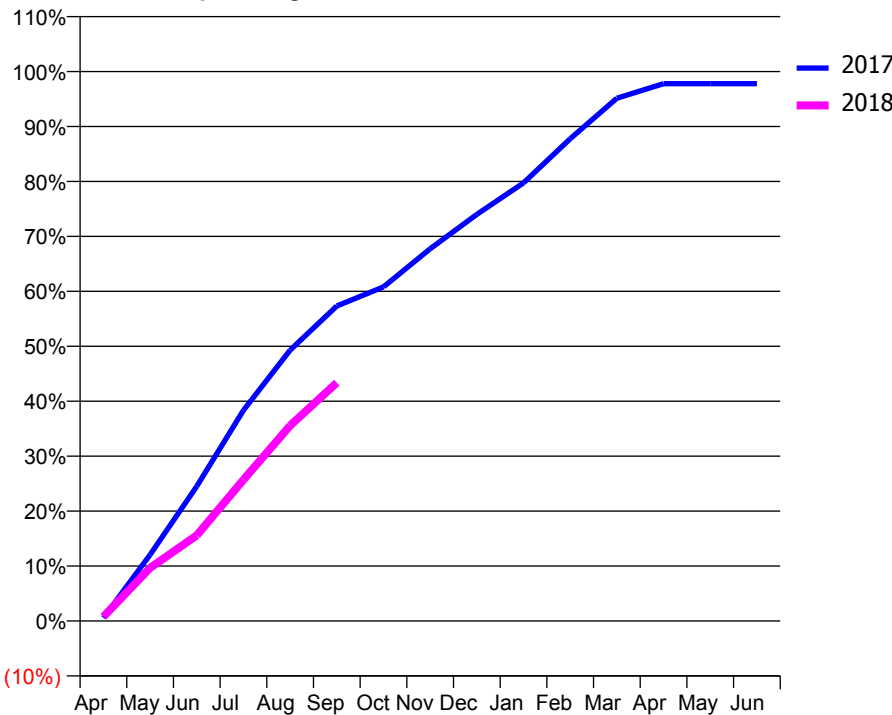
### ACCESS\*

Patients seen in 24 months	Total	Change since previous quarter
Quarter ending September 2016	4,787	
Quarter ending December 2016	4,653	↓
Quarter ending March 2017	4,556	↓
Quarter ending June 2017	4,554	→
Quarter ending September 2017	4,445	↓
<b>Variance since September 2016</b>	<b>(7.1%)</b>	<b>↓</b>



### ACTIVITY

Cumulative percentage of contracted UDA delivered 2017 & 2018



Month	Adjusted Scheduled Activity (UDA)	
	2017	2018
April	55	77
May	1,162	931
June	2,362	1,502
July	3,695	2,477
August	4,750	3,426
September	5,522	4,178
October	5,857	
November	6,525	
December	7,128	
January	7,682	
February	8,454	
March	9,166	
April	9,421	
May	9,421	
June	9,421	

### QUALITY

	Quantity	Base Number	Contract	AT	Region	England
% of FP17s for the same patient ID Re-attending within 3 months - Children	51	808	6.3%	10.9%	11.6%	11.9%
% of FP17s for the same patient ID Re-attending within 3 months - Adults	224	1,969	11.4%	14.5%	15.2%	15.9%
% of FP17s for the same patient ID Re-attending between 3 & 9 months - Children	440	808	54.5%	59.2%	59.1%	58.1%
% of FP17s for the same patient ID Re-attending between 3 & 9 months - Adults	818	1,969	41.5%	48.7%	51.7%	50.6%
% of FP17s for Band 1 Urgent Courses	196	2,618	7.5%	9.2%	8.0%	9.1%
% of FP17s Relating to Free Repair or Replacements	5	2,618	0.2%	0.8%	0.8%	0.8%
% of FP17s Relating to Continuations	43	2,618	1.6%	1.1%	1.0%	1.1%
% of Patients satisfied with the dentistry they have received	8	9	N/A	91.6%	91.5%	91.4%
% of Patients satisfied with the time they had to wait for an appointment	9	9	N/A	86.8%	88.2%	87.7%

\* This is based on patients treated on this contract for their most recent course of treatment. Figures in italics indicate the base number of FP17s or Patient Questionnaire responses are less than 100. N/A is shown where the base number of responses is less than 10 during the period. % is calculated as Quantity/Base number\*100

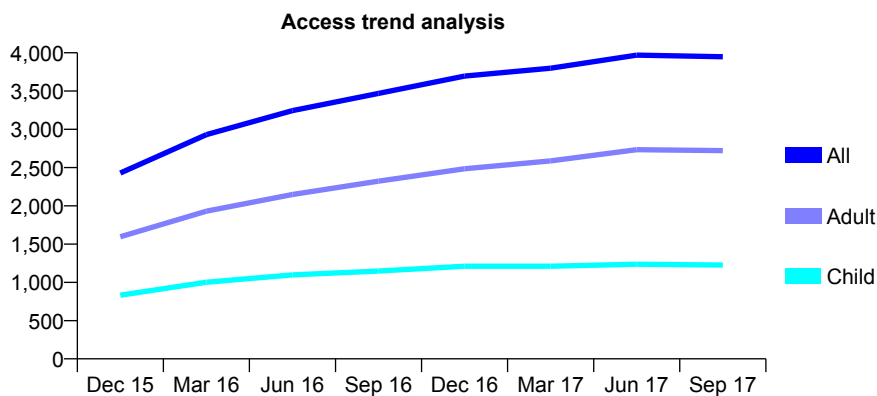
## Q56 - Vital Signs At a Glance Contract Report for 144487/0001 - September 2017

Name or company name	The Old Grammer School Dental Surgery
Contract type name	GDS Contract
Purpose of contract	General
Contract start date	01/07/2015
Contract end date	

17/18 Contracted general activity (UDA)	10,000
Carry forward general activity (UDA)	-22
17/18 Contracted orthodontic activity (UOA)	0
Carry forward orthodontic activity (UOA)	0
Baseline contract value	£254,908.44

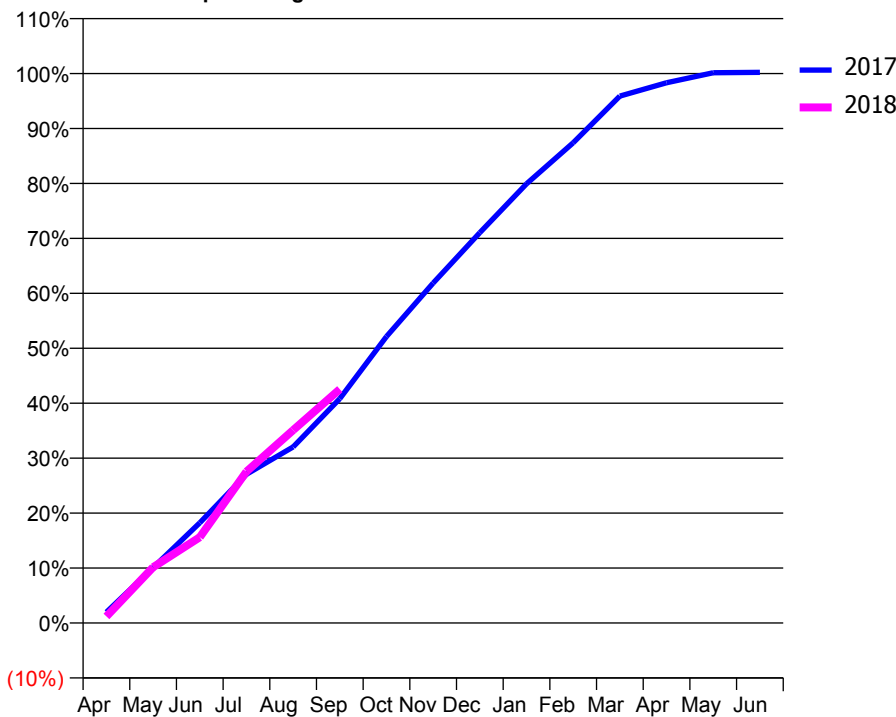
### ACCESS\*

Patients seen in 24 months	Total	Change since previous quarter
Quarter ending September 2016	3,469	
Quarter ending December 2016	3,695	↑
Quarter ending March 2017	3,798	↑
Quarter ending June 2017	3,969	↑
Quarter ending September 2017	3,948	→
<b>Variance since September 2016</b>	<b>13.8%</b>	<b>↑</b>



### ACTIVITY

Cumulative percentage of contracted UDA delivered 2017 & 2018



Month	Adjusted Scheduled Activity (UDA)	
	2017	2018
April	199	120
May	1,009	1,016
June	1,823	1,562
July	2,706	2,756
August	3,203	3,511
September	4,084	4,256
October	5,213	
November	6,187	
December	7,104	
January	7,993	
February	8,740	
March	9,588	
April	9,832	
May	10,014	
June	10,022	

### QUALITY

	Quantity	Base Number	Contract	AT	Region	England
% of FP17s for the same patient ID Re-attending within 3 months - Children	57	998	5.7%	10.9%	11.6%	11.9%
% of FP17s for the same patient ID Re-attending within 3 months - Adults	289	2,064	14.0%	14.5%	15.2%	15.9%
% of FP17s for the same patient ID Re-attending between 3 & 9 months - Children	690	998	69.1%	59.2%	59.1%	58.1%
% of FP17s for the same patient ID Re-attending between 3 & 9 months - Adults	1,332	2,064	64.5%	48.7%	51.7%	50.6%
% of FP17s for Band 1 Urgent Courses	154	2,723	5.7%	9.2%	8.0%	9.1%
% of FP17s Relating to Free Repair or Replacements	24	2,723	0.9%	0.8%	0.8%	0.8%
% of FP17s Relating to Continuations	28	2,723	1.0%	1.1%	1.0%	1.1%
% of Patients satisfied with the dentistry they have received	6	7	N/A	91.6%	91.5%	91.4%
% of Patients satisfied with the time they had to wait for an appointment	6	7	N/A	86.8%	88.2%	87.7%

\* This is based on patients treated on this contract for their most recent course of treatment. Figures in italics indicate the base number of FP17s or Patient Questionnaire responses are less than 100. N/A is shown where the base number of responses is less than 10 during the period. % is calculated as Quantity/Base number\*100

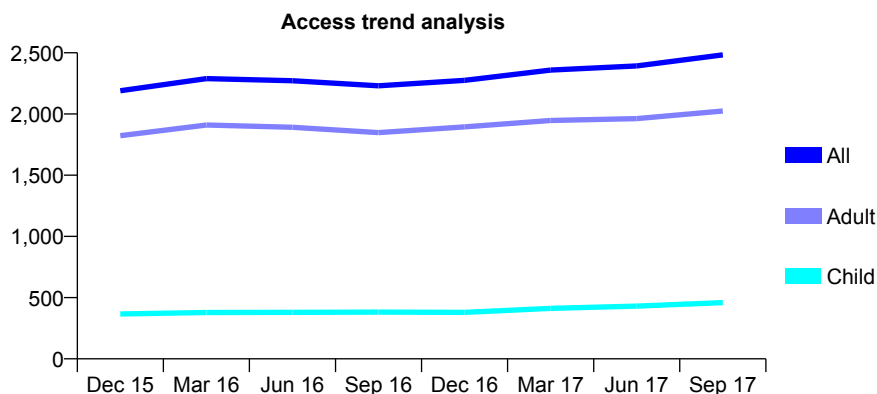
## Q56 - Vital Signs At a Glance Contract Report for 145297/0001 - September 2017

Name or company name	Mr Hatem Shahin and Miss Gabriela Pirvu
Contract type name	GDS Contract
Purpose of contract	General
Contract start date	01/04/2012
Contract end date	

17/18 Contracted general activity (UDA)	6,737
Carry forward general activity (UDA)	-37
17/18 Contracted orthodontic activity (UOA)	0
Carry forward orthodontic activity (UOA)	0
Baseline contract value	£167,758.27

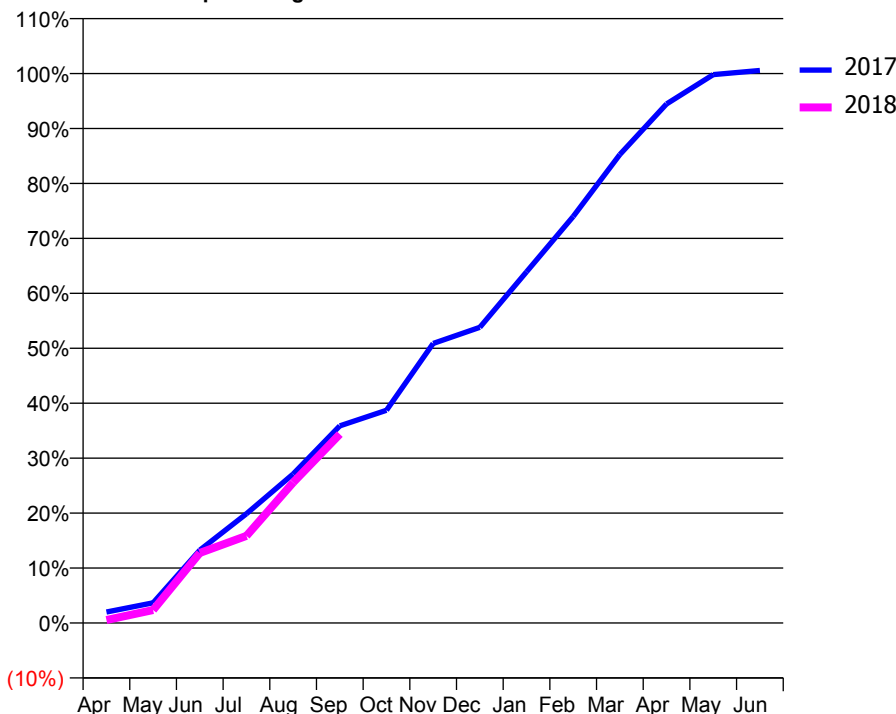
### ACCESS\*

Patients seen in 24 months	Total	Change since previous quarter
Quarter ending September 2016	2,230	
Quarter ending December 2016	2,275	↑
Quarter ending March 2017	2,359	↑
Quarter ending June 2017	2,393	→
Quarter ending September 2017	2,483	↑
<b>Variance since September 2016</b>	<b>11.3%</b>	<b>↑</b>



### ACTIVITY

Cumulative percentage of contracted UDA delivered 2017 & 2018



Month	Adjusted Scheduled Activity (UDA)	
	2017	2018
April	135	37
May	247	159
June	894	859
July	1,340	1,069
August	1,827	1,722
September	2,417	2,316
October	2,609	
November	3,427	
December	3,625	
January	4,306	
February	4,985	
March	5,744	
April	6,364	
May	6,724	
June	6,774	

### QUALITY

	Quantity	Base Number	Contract	AT	Region	England
% of FP17s for the same patient ID Re-attending within 3 months - Children	35	370	9.5%	10.9%	11.6%	11.9%
% of FP17s for the same patient ID Re-attending within 3 months - Adults	100	1,085	9.2%	14.5%	15.2%	15.9%
% of FP17s for the same patient ID Re-attending between 3 & 9 months - Children	172	370	46.5%	59.2%	59.1%	58.1%
% of FP17s for the same patient ID Re-attending between 3 & 9 months - Adults	485	1,085	44.7%	48.7%	51.7%	50.6%
% of FP17s for Band 1 Urgent Courses	60	1,011	5.9%	9.2%	8.0%	9.1%
% of FP17s Relating to Free Repair or Replacements	12	1,011	1.2%	0.8%	0.8%	0.8%
% of FP17s Relating to Continuations	2	1,011	0.2%	1.1%	1.0%	1.1%
% of Patients satisfied with the dentistry they have received	8	10	80.0%	91.6%	91.5%	91.4%
% of Patients satisfied with the time they had to wait for an appointment	9	10	90.0%	86.8%	88.2%	87.7%

\* This is based on patients treated on this contract for their most recent course of treatment. Figures in italics indicate the base number of FP17s or Patient Questionnaire responses are less than 100. N/A is shown where the base number of responses is less than 10 during the period. % is calculated as Quantity/Base number\*100

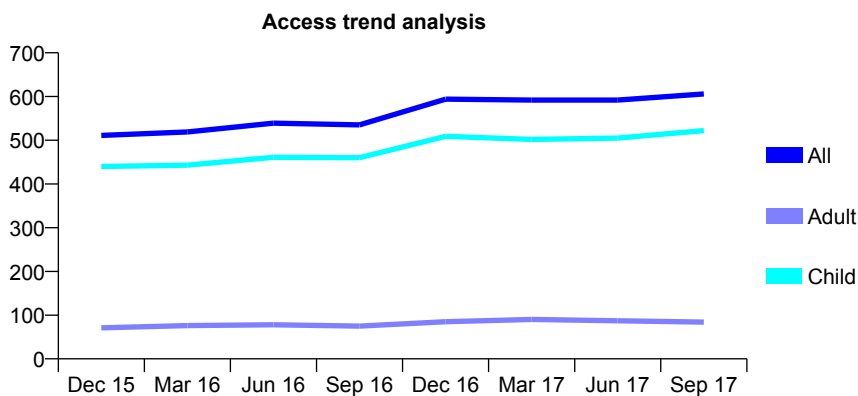
## Q56 - Vital Signs At a Glance Contract Report for 145300/0002 - September 2017

Name or company name	The Hollies Dental Practice
Contract type name	GDS Contract
Purpose of contract	General
Contract start date	01/11/2007
Contract end date	

17/18 Contracted general activity (UDA)	1,067
Carry forward general activity (UDA)	29
17/18 Contracted orthodontic activity (UOA)	0
Carry forward orthodontic activity (UOA)	0
Baseline contract value	£49,046.00

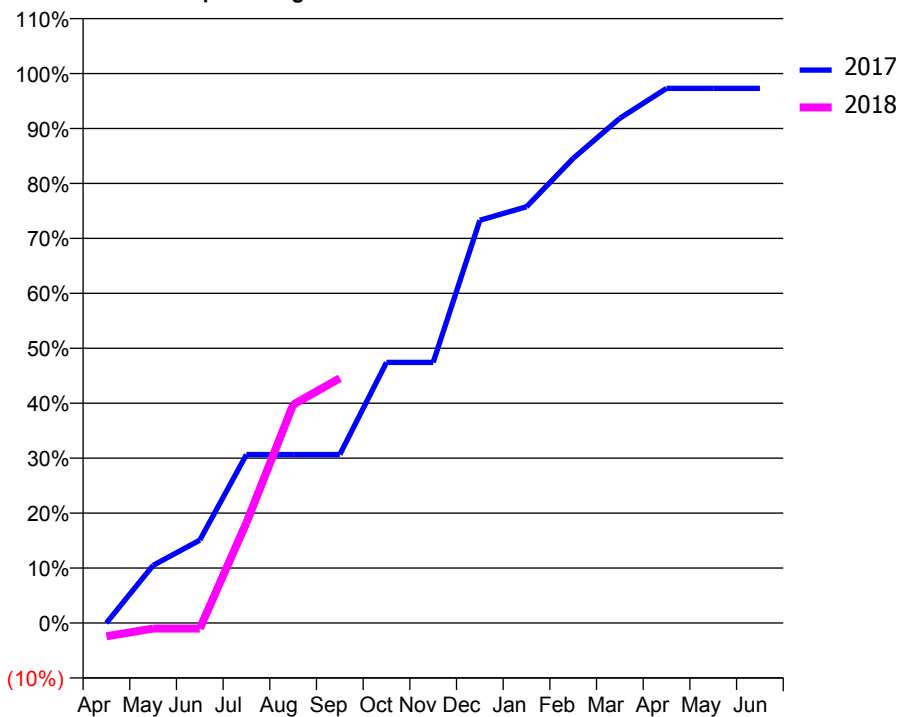
### ACCESS\*

Patients seen in 24 months	Total	Change since previous quarter
Quarter ending September 2016	535	
Quarter ending December 2016	594	↑
Quarter ending March 2017	592	→
Quarter ending June 2017	592	→
Quarter ending September 2017	606	↑
<b>Variance since September 2016</b>	<b>13.3%</b>	<b>↑</b>



### ACTIVITY

Cumulative percentage of contracted UDA delivered 2017 & 2018



Month	Adjusted Scheduled Activity (UDA)	
	2017	2018
April	0	-26
May	112	-11
June	161	-11
July	327	195
August	327	424
September	327	475
October	506	
November	506	
December	782	
January	808	
February	902	
March	980	
April	1,038	
May	1,038	
June	1,038	

### QUALITY

	Quantity	Base Number	Contract	AT	Region	England
% of FP17s for the same patient ID Re-attending within 3 months - Children	21	410	5.1%	10.9%	11.6%	11.9%
% of FP17s for the same patient ID Re-attending within 3 months - Adults	2	25	8.0%	14.5%	15.2%	15.9%
% of FP17s for the same patient ID Re-attending between 3 & 9 months - Children	246	410	60.0%	59.2%	59.1%	58.1%
% of FP17s for the same patient ID Re-attending between 3 & 9 months - Adults	18	25	72.0%	48.7%	51.7%	50.6%
% of FP17s for Band 1 Urgent Courses	1	395	0.3%	9.2%	8.0%	9.1%
% of FP17s Relating to Free Repair or Replacements	0	395	0.0%	0.8%	0.8%	0.8%
% of FP17s Relating to Continuations	0	395	0.0%	1.1%	1.0%	1.1%
% of Patients satisfied with the dentistry they have received	1	1	N/A	91.6%	91.5%	91.4%
% of Patients satisfied with the time they had to wait for an appointment	1	1	N/A	86.8%	88.2%	87.7%

\* This is based on patients treated on this contract for their most recent course of treatment. Figures in italics indicate the base number of FP17s or Patient Questionnaire responses are less than 100. N/A is shown where the base number of responses is less than 10 during the period. % is calculated as Quantity/Base number\*100

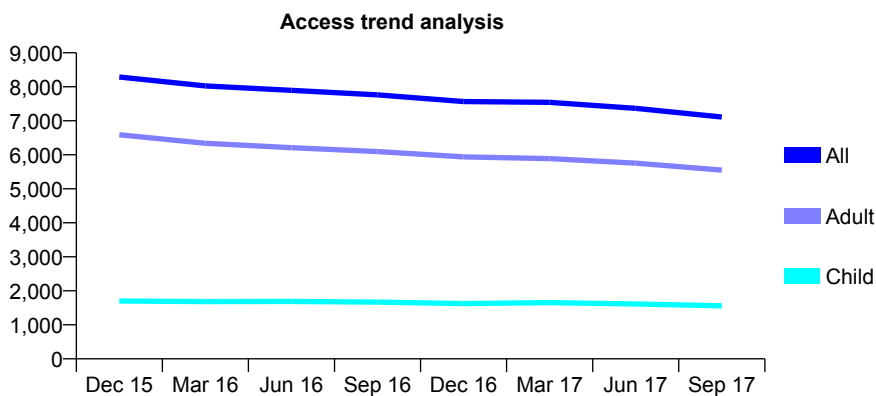
## Q56 - Vital Signs At a Glance Contract Report for 145904/0001 - September 2017

Name or company name	1A Dental Practice Limited
Contract type name	GDS Contract
Purpose of contract	General
Contract start date	01/12/2010
Contract end date	

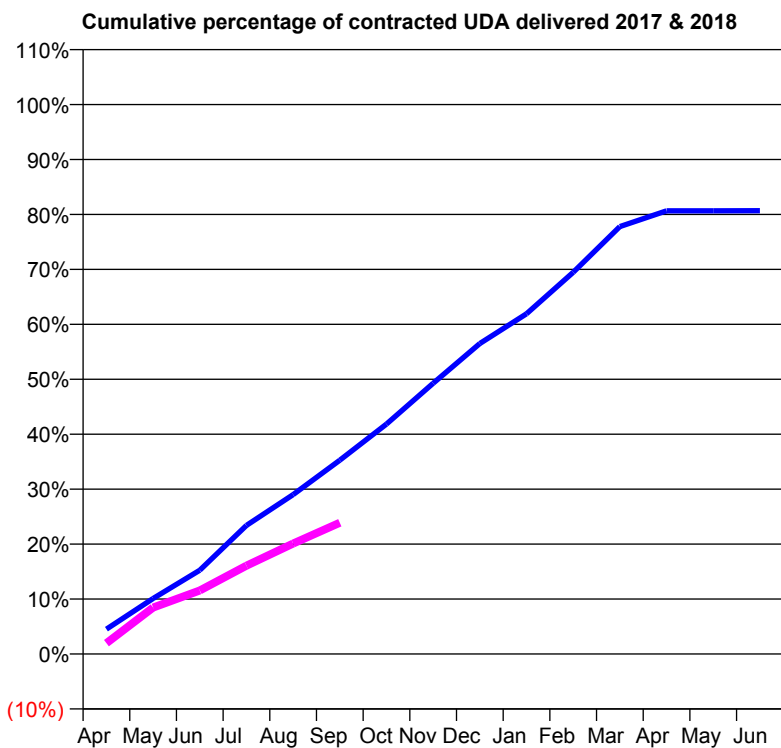
17/18 Contracted general activity (UDA)	20,907
Carry forward general activity (UDA)	0
17/18 Contracted orthodontic activity (UOA)	0
Carry forward orthodontic activity (UOA)	0
Baseline contract value	£513,727.39

### ACCESS\*

Patients seen in 24 months	Total	Change since previous quarter
Quarter ending September 2016	7,764	
Quarter ending December 2016	7,565	↓
Quarter ending March 2017	7,543	→
Quarter ending June 2017	7,368	↓
Quarter ending September 2017	7,110	↓
<b>Variance since September 2016</b>	<b>(8.4%)</b>	<b>↓</b>



### ACTIVITY



Adjusted Scheduled Activity (UDA)		
Month	2017	2018
April	945	413
May	2,112	1,770
June	3,189	2,420
July	4,893	3,363
August	6,066	4,205
September	7,374	4,995
October	8,750	
November	10,304	
December	11,815	
January	12,944	
February	14,525	
March	16,264	
April	16,864	
May	16,864	
June	16,866	

### QUALITY

	Quantity	Base Number	Contract	AT	Region	England
% of FP17s for the same patient ID Re-attending within 3 months - Children	33	799	4.1%	10.9%	11.6%	11.9%
% of FP17s for the same patient ID Re-attending within 3 months - Adults	189	2,344	8.1%	14.5%	15.2%	15.9%
% of FP17s for the same patient ID Re-attending between 3 & 9 months - Children	478	799	59.8%	59.2%	59.1%	58.1%
% of FP17s for the same patient ID Re-attending between 3 & 9 months - Adults	865	2,344	36.9%	48.7%	51.7%	50.6%
% of FP17s for Band 1 Urgent Courses	163	2,823	5.8%	9.2%	8.0%	9.1%
% of FP17s Relating to Free Repair or Replacements	7	2,823	0.2%	0.8%	0.8%	0.8%
% of FP17s Relating to Continuations	28	2,823	1.0%	1.1%	1.0%	1.1%
% of Patients satisfied with the dentistry they have received	5	7	N/A	91.6%	91.5%	91.4%
% of Patients satisfied with the time they had to wait for an appointment	5	7	N/A	86.8%	88.2%	87.7%

\* This is based on patients treated on this contract for their most recent course of treatment. Figures in italics indicate the base number of FP17s or Patient Questionnaire responses are less than 100. N/A is shown where the base number of responses is less than 10 during the period. % is calculated as Quantity/Base number\*100

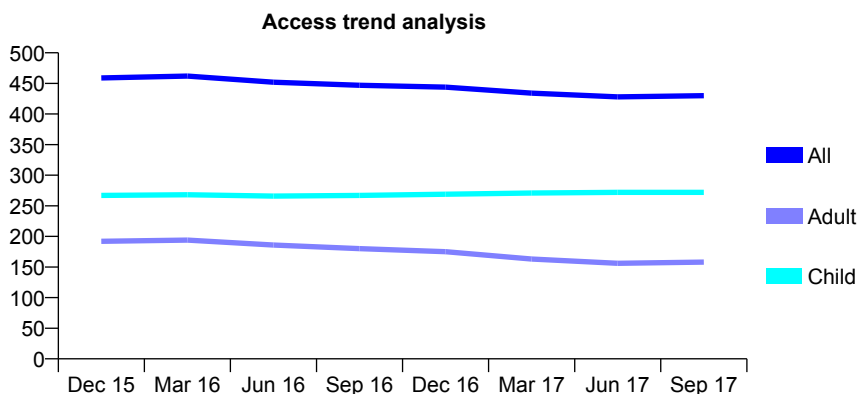
## Q56 - Vital Signs At a Glance Contract Report for 147052/0001 - September 2017

Name or company name	Matley Dental Surgery
Contract type name	GDS Contract
Purpose of contract	General
Contract start date	01/04/2009
Contract end date	

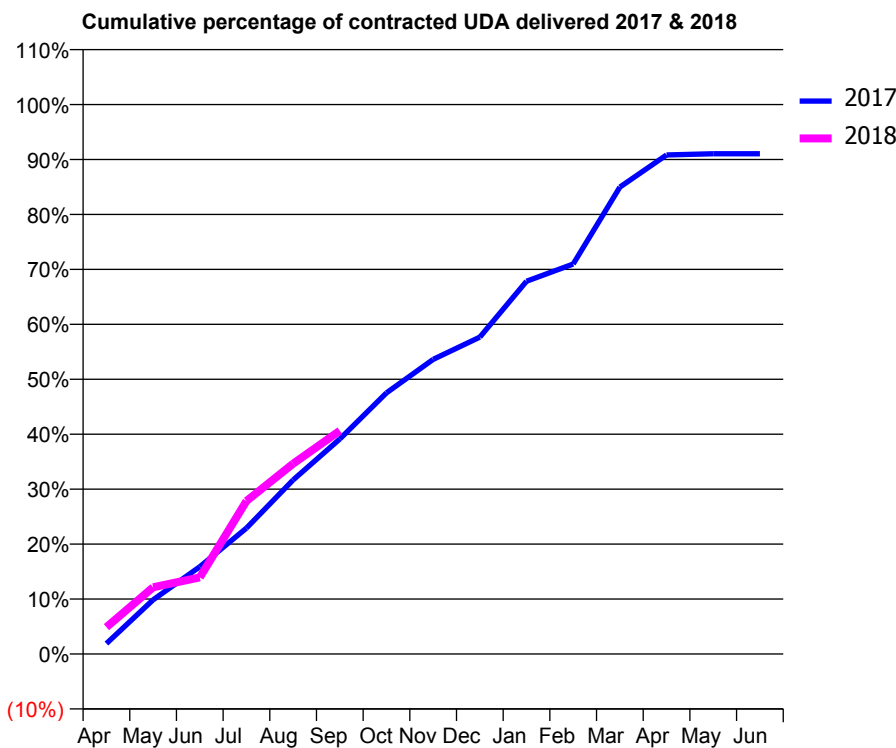
17/18 Contracted general activity (UDA)	1,000
Carry forward general activity (UDA)	0
17/18 Contracted orthodontic activity (UOA)	0
Carry forward orthodontic activity (UOA)	0
Baseline contract value	£23,729.40

### ACCESS\*

Patients seen in 24 months	Total	Change since previous quarter
Quarter ending September 2016	447	
Quarter ending December 2016	444	→
Quarter ending March 2017	434	↓
Quarter ending June 2017	428	↓
Quarter ending September 2017	430	→
<b>Variance since September 2016</b>	<b>(3.8%)</b>	<b>↓</b>



### ACTIVITY



Month	Adjusted Scheduled Activity (UDA)	
	2017	2018
April	19	49
May	99	121
June	159	139
July	229	278
August	317	346
September	391	406
October	475	
November	536	
December	577	
January	678	
February	710	
March	850	
April	908	
May	910	
June	910	

### QUALITY

	Quantity	Base Number	Contract	AT	Region	England
% of FP17s for the same patient ID Re-attending within 3 months - Children	11	162	6.8%	10.9%	11.6%	11.9%
% of FP17s for the same patient ID Re-attending within 3 months - Adults	19	90	21.1%	14.5%	15.2%	15.9%
% of FP17s for the same patient ID Re-attending between 3 & 9 months - Children	82	162	50.6%	59.2%	59.1%	58.1%
% of FP17s for the same patient ID Re-attending between 3 & 9 months - Adults	37	90	41.1%	48.7%	51.7%	50.6%
% of FP17s for Band 1 Urgent Courses	2	220	0.9%	9.2%	8.0%	9.1%
% of FP17s Relating to Free Repair or Replacements	0	220	0.0%	0.8%	0.8%	0.8%
% of FP17s Relating to Continuations	10	220	4.5%	1.1%	1.0%	1.1%
% of Patients satisfied with the dentistry they have received	2	2	N/A	91.6%	91.5%	91.4%
% of Patients satisfied with the time they had to wait for an appointment	1	2	N/A	86.8%	88.2%	87.7%

\* This is based on patients treated on this contract for their most recent course of treatment. Figures in italics indicate the base number of FP17s or Patient Questionnaire responses are less than 100. N/A is shown where the base number of responses is less than 10 during the period. % is calculated as Quantity/Base number\*100

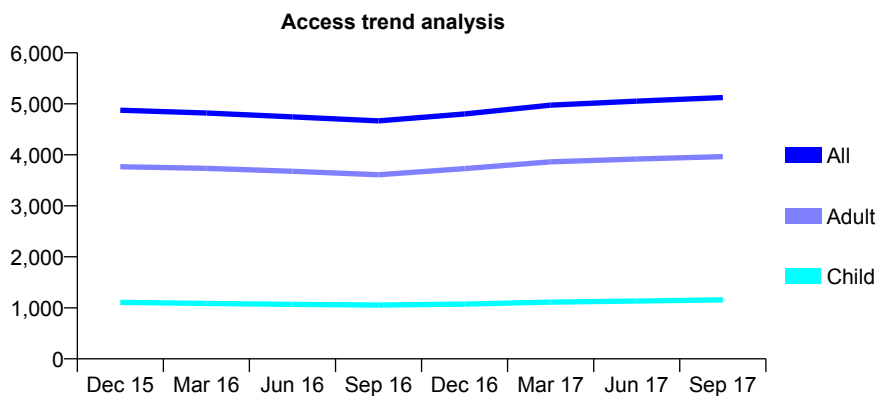
## Q56 - Vital Signs At a Glance Contract Report for 148342/0002 - September 2017

Name or company name	Brundall Practice Limited
Contract type name	GDS Contract
Purpose of contract	General
Contract start date	01/10/2012
Contract end date	

17/18 Contracted general activity (UDA)	16,024
Carry forward general activity (UDA)	0
17/18 Contracted orthodontic activity (UOA)	0
Carry forward orthodontic activity (UOA)	0
Baseline contract value	£400,806.50

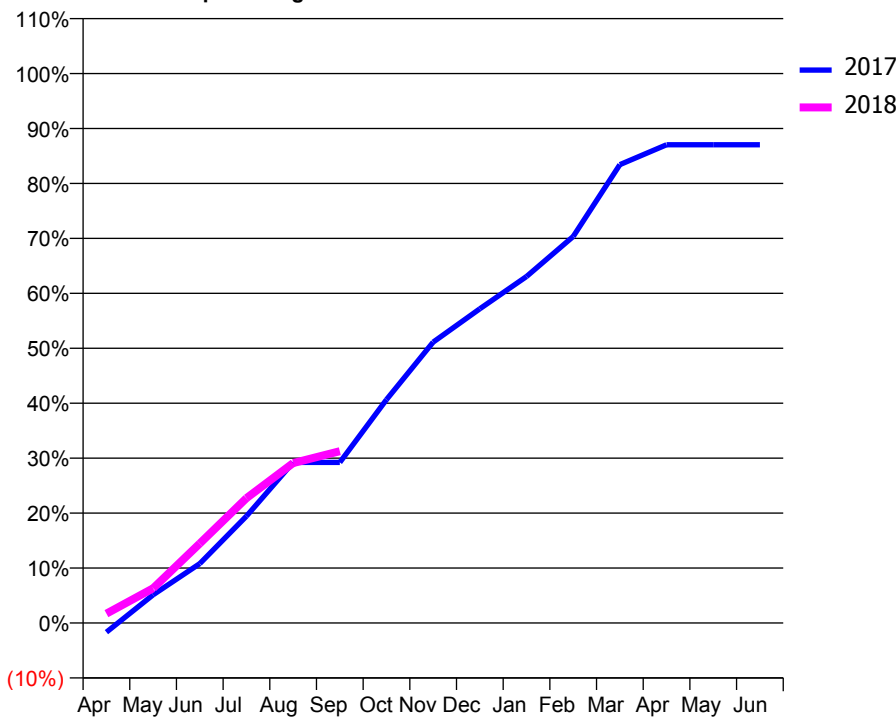
### ACCESS\*

Patients seen in 24 months	Total	Change since previous quarter
Quarter ending September 2016	4,665	
Quarter ending December 2016	4,802	↑
Quarter ending March 2017	4,975	↑
Quarter ending June 2017	5,051	→
Quarter ending September 2017	5,122	→
<b>Variance since September 2016</b>	<b>9.8%</b>	<b>↑</b>



### ACTIVITY

Cumulative percentage of contracted UDA delivered 2017 & 2018



Month	Adjusted Scheduled Activity (UDA)	
	2017	2018
April	-271	276
May	824	1,015
June	1,732	2,318
July	3,116	3,640
August	4,685	4,665
September	4,685	5,011
October	6,516	
November	8,193	
December	9,163	
January	10,104	
February	11,271	
March	13,365	
April	13,946	
May	13,946	
June	13,946	

### QUALITY

	Quantity	Base Number	Contract	AT	Region	England
% of FP17s for the same patient ID Re-attending within 3 months - Children	62	783	7.9%	10.9%	11.6%	11.9%
% of FP17s for the same patient ID Re-attending within 3 months - Adults	274	1,990	13.8%	14.5%	15.2%	15.9%
% of FP17s for the same patient ID Re-attending between 3 & 9 months - Children	469	783	59.9%	59.2%	59.1%	58.1%
% of FP17s for the same patient ID Re-attending between 3 & 9 months - Adults	852	1,990	42.8%	48.7%	51.7%	50.6%
% of FP17s for Band 1 Urgent Courses	196	2,537	7.7%	9.2%	8.0%	9.1%
% of FP17s Relating to Free Repair or Replacements	38	2,537	1.5%	0.8%	0.8%	0.8%
% of FP17s Relating to Continuations	54	2,537	2.1%	1.1%	1.0%	1.1%
% of Patients satisfied with the dentistry they have received	11	12	91.7%	91.6%	91.5%	91.4%
% of Patients satisfied with the time they had to wait for an appointment	10	12	83.3%	86.8%	88.2%	87.7%

\* This is based on patients treated on this contract for their most recent course of treatment. Figures in italics indicate the base number of FP17s or Patient Questionnaire responses are less than 100. N/A is shown where the base number of responses is less than 10 during the period. % is calculated as Quantity/Base number\*100



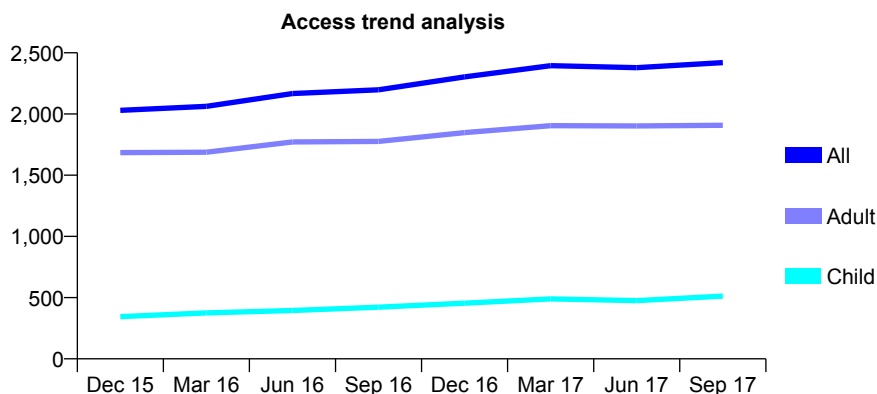
## Q56 - Vital Signs At a Glance Contract Report for 148393/0001 - September 2017

Name or company name	Mr M. Eyrumlu and Mr Azad
Contract type name	GDS Contract
Purpose of contract	General
Contract start date	01/02/2014
Contract end date	

17/18 Contracted general activity (UDA)	9,000
Carry forward general activity (UDA)	-22
17/18 Contracted orthodontic activity (UOA)	0
Carry forward orthodontic activity (UOA)	0
Baseline contract value	£266,365.80

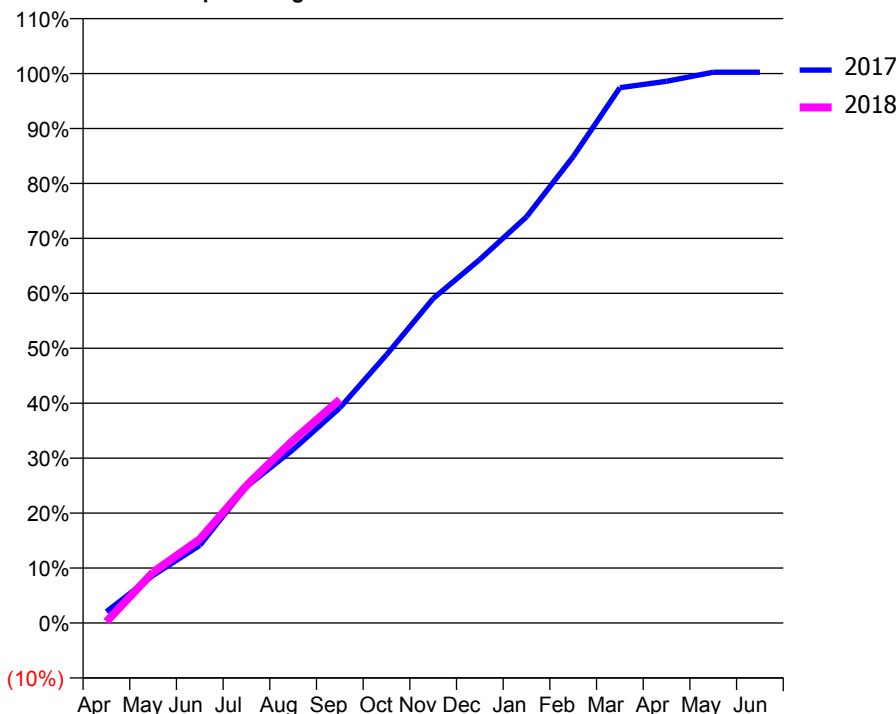
### ACCESS\*

Patients seen in 24 months	Total	Change since previous quarter
Quarter ending September 2016	2,198	
Quarter ending December 2016	2,303	↑
Quarter ending March 2017	2,395	↑
Quarter ending June 2017	2,378	→
Quarter ending September 2017	2,420	→
<b>Variance since September 2016</b>	<b>10.1%</b>	<b>↑</b>



### ACTIVITY

Cumulative percentage of contracted UDA delivered 2017 & 2018



Month	Adjusted Scheduled Activity (UDA)	
	2017	2018
April	185	22
May	781	834
June	1,273	1,372
July	2,233	2,252
August	2,840	2,992
September	3,523	3,659
October	4,393	
November	5,315	
December	5,954	
January	6,654	
February	7,640	
March	8,767	
April	8,872	
May	9,022	
June	9,022	

### QUALITY

	Quantity	Base Number	Contract	AT	Region	England
% of FP17s for the same patient ID Re-attending within 3 months - Children	33	332	9.9%	10.9%	11.6%	11.9%
% of FP17s for the same patient ID Re-attending within 3 months - Adults	157	1,134	13.8%	14.5%	15.2%	15.9%
% of FP17s for the same patient ID Re-attending between 3 & 9 months - Children	163	332	49.1%	59.2%	59.1%	58.1%
% of FP17s for the same patient ID Re-attending between 3 & 9 months - Adults	298	1,134	26.3%	48.7%	51.7%	50.6%
% of FP17s for Band 1 Urgent Courses	201	1,422	14.1%	9.2%	8.0%	9.1%
% of FP17s Relating to Free Repair or Replacements	33	1,422	2.3%	0.8%	0.8%	0.8%
% of FP17s Relating to Continuations	30	1,422	2.1%	1.1%	1.0%	1.1%
% of Patients satisfied with the dentistry they have received	9	9	N/A	91.6%	91.5%	91.4%
% of Patients satisfied with the time they had to wait for an appointment	9	9	N/A	86.8%	88.2%	87.7%

\* This is based on patients treated on this contract for their most recent course of treatment. Figures in italics indicate the base number of FP17s or Patient Questionnaire responses are less than 100. N/A is shown where the base number of responses is less than 10 during the period. % is calculated as Quantity/Base number\*100

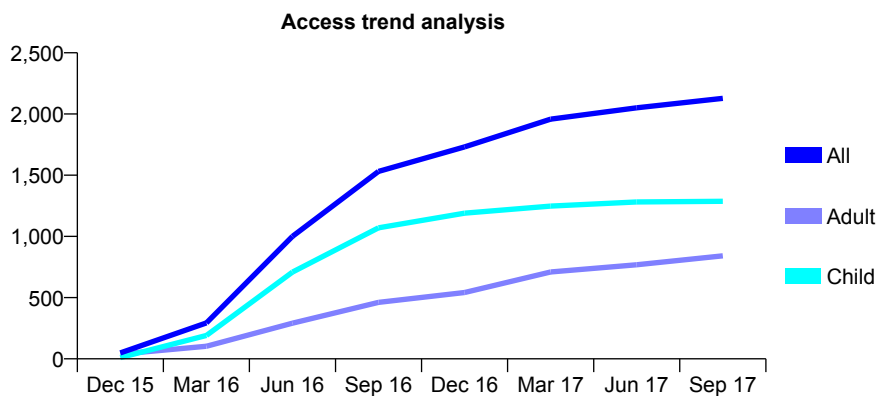
## Q56 - Vital Signs At a Glance Contract Report for 149071/0001 - September 2017

Name or company name	P.V. Humber & C. Hancock
Contract type name	GDS Contract
Purpose of contract	General
Contract start date	01/04/2015
Contract end date	

17/18 Contracted general activity (UDA)	4,694
Carry forward general activity (UDA)	-94
17/18 Contracted orthodontic activity (UOA)	0
Carry forward orthodontic activity (UOA)	0
Baseline contract value	£120,572.92

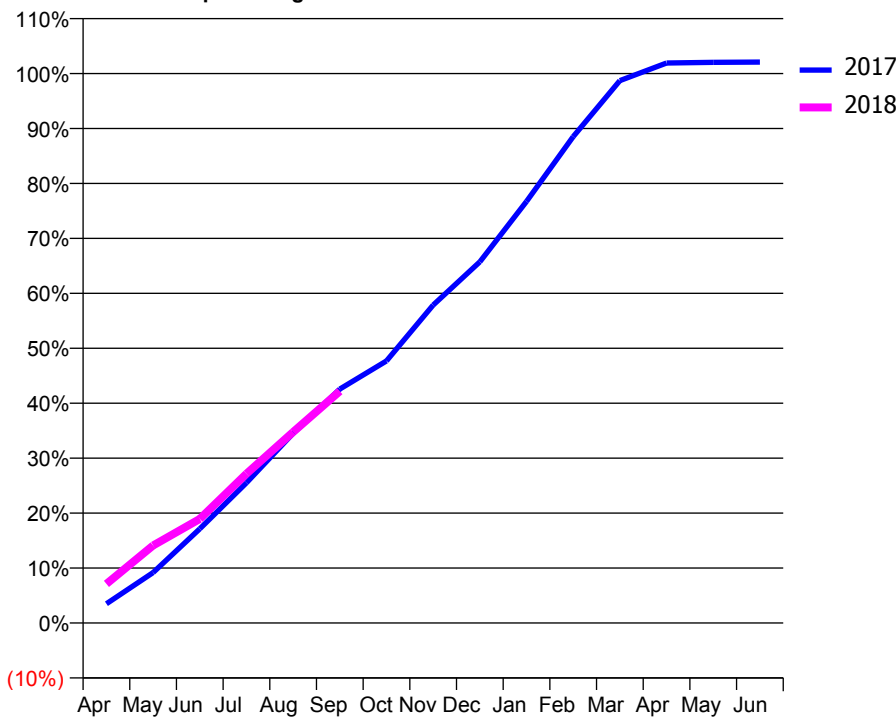
### ACCESS\*

Patients seen in 24 months	Total	Change since previous quarter
Quarter ending September 2016	1,531	
Quarter ending December 2016	1,732	↑
Quarter ending March 2017	1,958	↑
Quarter ending June 2017	2,051	↑
Quarter ending September 2017	2,128	↑
<b>Variance since September 2016</b>	<b>39.0%</b>	<b>↑</b>



### ACTIVITY

Cumulative percentage of contracted UDA delivered 2017 & 2018



Month	Adjusted Scheduled Activity (UDA)	
	2017	2018
April	165	334
May	431	663
June	805	890
July	1,198	1,275
August	1,620	1,632
September	1,999	1,980
October	2,238	
November	2,716	
December	3,085	
January	3,601	
February	4,155	
March	4,633	
April	4,784	
May	4,790	
June	4,792	

### QUALITY

	Quantity	Base Number	Contract	AT	Region	England
% of FP17s for the same patient ID Re-attending within 3 months - Children	52	989	5.3%	10.9%	11.6%	11.9%
% of FP17s for the same patient ID Re-attending within 3 months - Adults	49	457	10.7%	14.5%	15.2%	15.9%
% of FP17s for the same patient ID Re-attending between 3 & 9 months - Children	680	989	68.8%	59.2%	59.1%	58.1%
% of FP17s for the same patient ID Re-attending between 3 & 9 months - Adults	248	457	54.3%	48.7%	51.7%	50.6%
% of FP17s for Band 1 Urgent Courses	40	1,325	3.0%	9.2%	8.0%	9.1%
% of FP17s Relating to Free Repair or Replacements	0	1,325	0.0%	0.8%	0.8%	0.8%
% of FP17s Relating to Continuations	0	1,325	0.0%	1.1%	1.0%	1.1%
% of Patients satisfied with the dentistry they have received	7	7	N/A	91.6%	91.5%	91.4%
% of Patients satisfied with the time they had to wait for an appointment	7	7	N/A	86.8%	88.2%	87.7%

\* This is based on patients treated on this contract for their most recent course of treatment. Figures in italics indicate the base number of FP17s or Patient Questionnaire responses are less than 100. N/A is shown where the base number of responses is less than 10 during the period. % is calculated as Quantity/Base number\*100

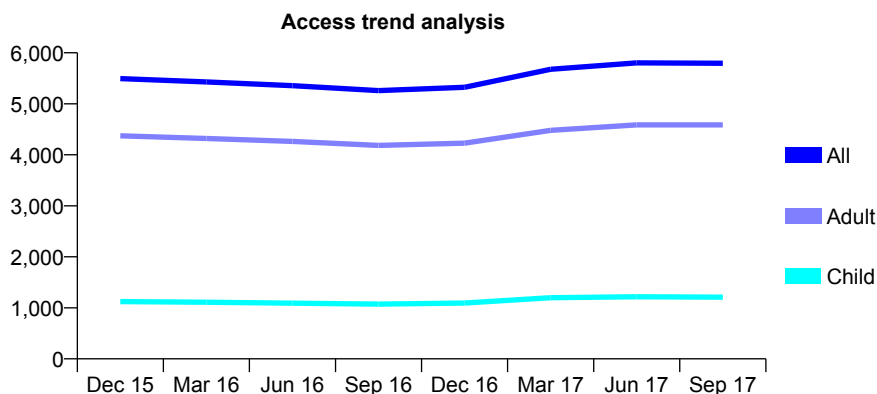
## Q56 - Vital Signs At a Glance Contract Report for 149462/0001 - September 2017

Name or company name	A H Trueman Ltd
Contract type name	Pilot Contract
Purpose of contract	General
Contract start date	01/04/2008
Contract end date	

17/18 Contracted general activity (UDA)	16,655
Carry forward general activity (UDA)	0
17/18 Contracted orthodontic activity (UOA)	0
Carry forward orthodontic activity (UOA)	0
Baseline contract value	£418,670.33

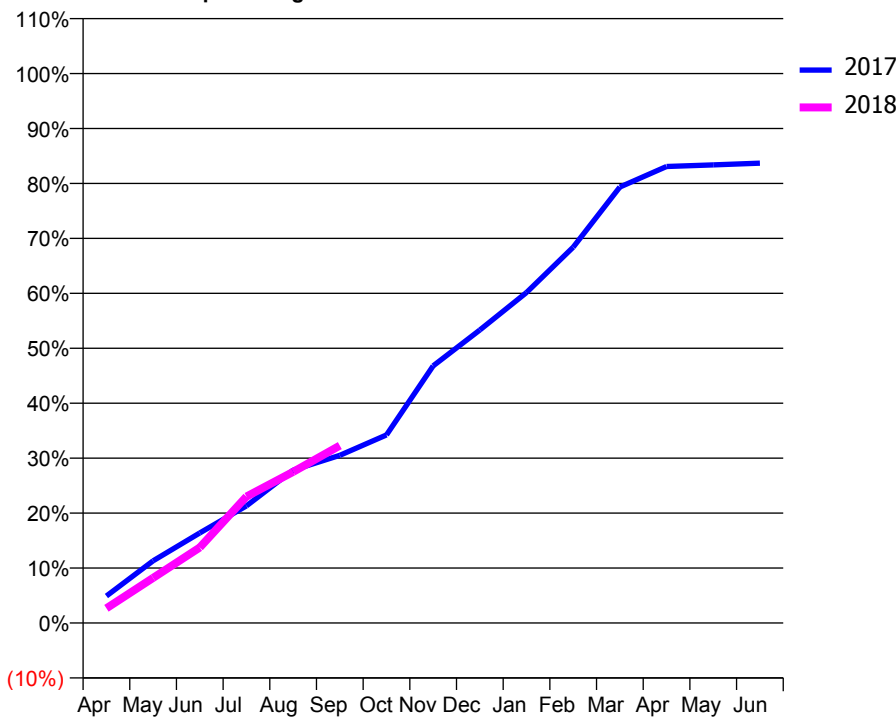
### ACCESS\*

Patients seen in 24 months	Total	Change since previous quarter
Quarter ending September 2016	5,259	
Quarter ending December 2016	5,323	→
Quarter ending March 2017	5,678	↑
Quarter ending June 2017	5,802	↑
Quarter ending September 2017	5,796	→
<b>Variance since September 2016</b>	<b>10.2%</b>	<b>↑</b>



### ACTIVITY

Cumulative percentage of contracted UDA delivered 2017 & 2018



Adjusted Scheduled Activity (UDA)

Month	2017	2018
April	820	448
May	1,886	1,369
June	2,729	2,288
July	3,550	3,833
August	4,632	4,583
September	5,084	5,376
October	5,701	
November	7,795	
December	8,880	
January	10,015	
February	11,392	
March	13,213	
April	13,839	
May	13,885	
June	13,939	

### QUALITY

	Quantity	Base Number	Contract	AT	Region	England
% of FP17s for the same patient ID Re-attending within 3 months - Children	22	830	2.7%	10.9%	11.6%	11.9%
% of FP17s for the same patient ID Re-attending within 3 months - Adults	194	2,186	8.9%	14.5%	15.2%	15.9%
% of FP17s for the same patient ID Re-attending between 3 & 9 months - Children	481	830	58.0%	59.2%	59.1%	58.1%
% of FP17s for the same patient ID Re-attending between 3 & 9 months - Adults	870	2,186	39.8%	48.7%	51.7%	50.6%
% of FP17s for Band 1 Urgent Courses	10	2,630	0.4%	9.2%	8.0%	9.1%
% of FP17s Relating to Free Repair or Replacements	7	2,630	0.3%	0.8%	0.8%	0.8%
% of FP17s Relating to Continuations	63	2,630	2.4%	1.1%	1.0%	1.1%
% of Patients satisfied with the dentistry they have received	4	6	N/A	91.6%	91.5%	91.4%
% of Patients satisfied with the time they had to wait for an appointment	2	6	N/A	86.8%	88.2%	87.7%

\* This is based on patients treated on this contract for their most recent course of treatment. Figures in italics indicate the base number of FP17s or Patient Questionnaire responses are less than 100. N/A is shown where the base number of responses is less than 10 during the period. % is calculated as Quantity/Base number\*100

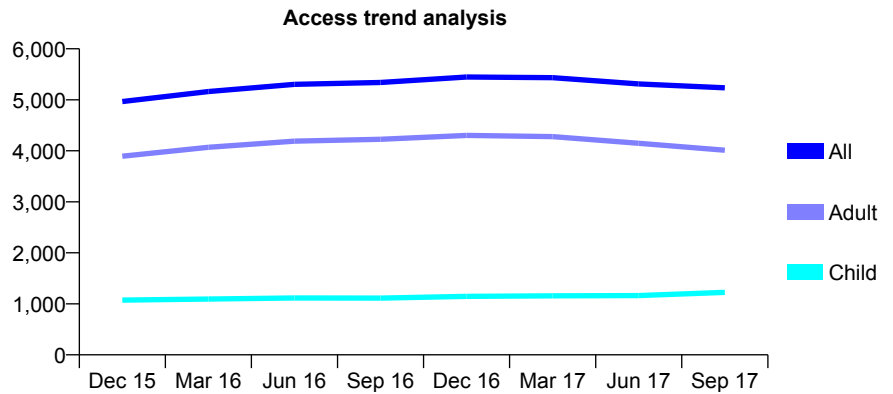
## Q56 - Vital Signs At a Glance Contract Report for 151270/0001 - September 2017

Name or company name	Station View Dental Practice
Contract type name	GDS Contract
Purpose of contract	General
Contract start date	01/10/2010
Contract end date	

17/18 Contracted general activity (UDA)	14,315
Carry forward general activity (UDA)	0
17/18 Contracted orthodontic activity (UOA)	0
Carry forward orthodontic activity (UOA)	0
Baseline contract value	£336,700.44

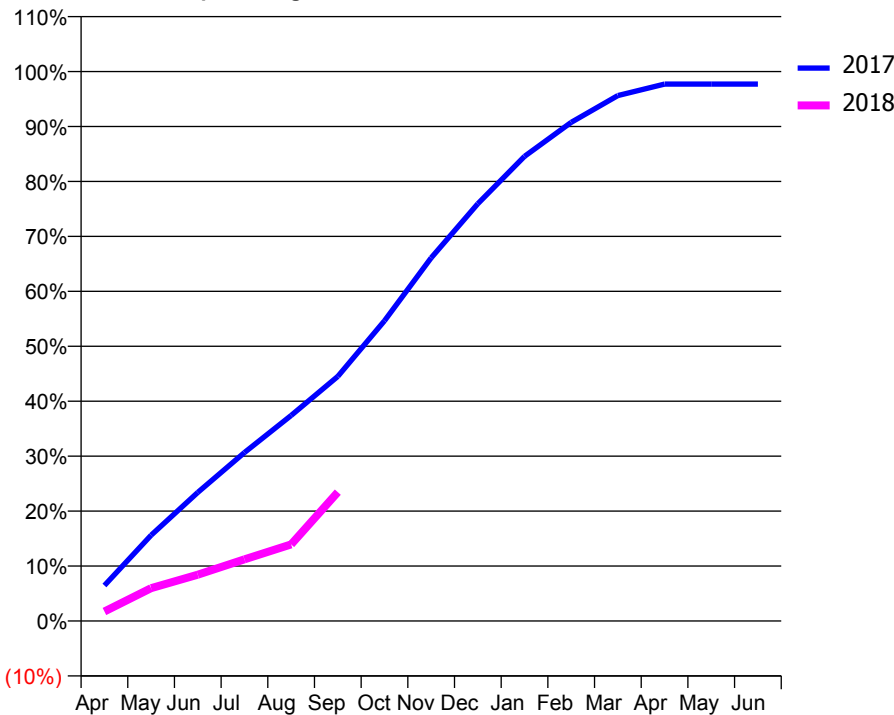
### ACCESS\*

Patients seen in 24 months	Total	Change since previous quarter
Quarter ending September 2016	5,339	
Quarter ending December 2016	5,448	↑
Quarter ending March 2017	5,434	→
Quarter ending June 2017	5,310	↓
Quarter ending September 2017	5,236	↓
<b>Variance since September 2016</b>	<b>(1.9%)</b>	<b>↓</b>



### ACTIVITY

Cumulative percentage of contracted UDA delivered 2017 & 2018



Month	Adjusted Scheduled Activity (UDA)	
	2017	2018
April	925	250
May	2,237	858
June	3,351	1,206
July	4,388	1,606
August	5,356	1,995
September	6,373	3,356
October	7,822	
November	9,460	
December	10,873	
January	12,105	
February	12,992	
March	13,689	
April	13,987	
May	13,986	
June	13,987	

### QUALITY

	Quantity	Base Number	Contract	AT	Region	England
% of FP17s for the same patient ID Re-attending within 3 months - Children	37	879	4.2%	10.9%	11.6%	11.9%
% of FP17s for the same patient ID Re-attending within 3 months - Adults	118	1,219	9.7%	14.5%	15.2%	15.9%
% of FP17s for the same patient ID Re-attending between 3 & 9 months - Children	349	879	39.7%	59.2%	59.1%	58.1%
% of FP17s for the same patient ID Re-attending between 3 & 9 months - Adults	572	1,219	46.9%	48.7%	51.7%	50.6%
% of FP17s for Band 1 Urgent Courses	92	1,912	4.8%	9.2%	8.0%	9.1%
% of FP17s Relating to Free Repair or Replacements	11	1,912	0.6%	0.8%	0.8%	0.8%
% of FP17s Relating to Continuations	31	1,912	1.6%	1.1%	1.0%	1.1%
% of Patients satisfied with the dentistry they have received	10	10	100.0%	91.6%	91.5%	91.4%
% of Patients satisfied with the time they had to wait for an appointment	10	10	100.0%	86.8%	88.2%	87.7%

\* This is based on patients treated on this contract for their most recent course of treatment. Figures in italics indicate the base number of FP17s or Patient Questionnaire responses are less than 100. N/A is shown where the base number of responses is less than 10 during the period. % is calculated as Quantity/Base number\*100

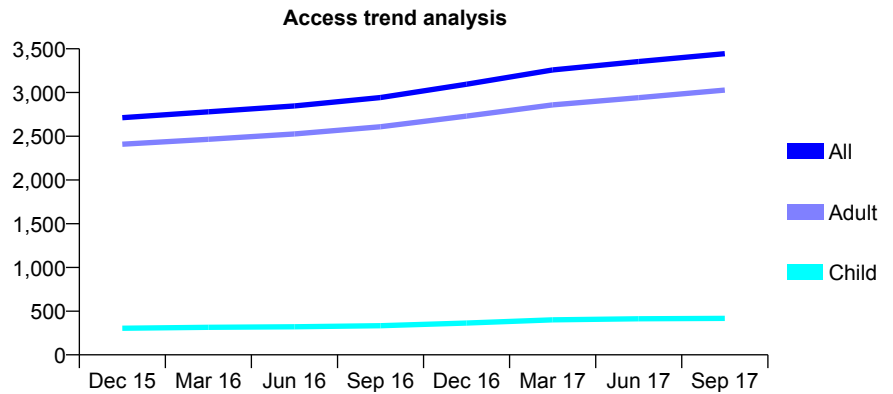
## Q56 - Vital Signs At a Glance Contract Report for 153990/0001 - September 2017

Name or company name	Hunstanton Dental Practice
Contract type name	GDS Contract
Purpose of contract	General
Contract start date	31/10/2014
Contract end date	

17/18 Contracted general activity (UDA)	10,400
Carry forward general activity (UDA)	-21
17/18 Contracted orthodontic activity (UOA)	0
Carry forward orthodontic activity (UOA)	0
Baseline contract value	£302,924.78

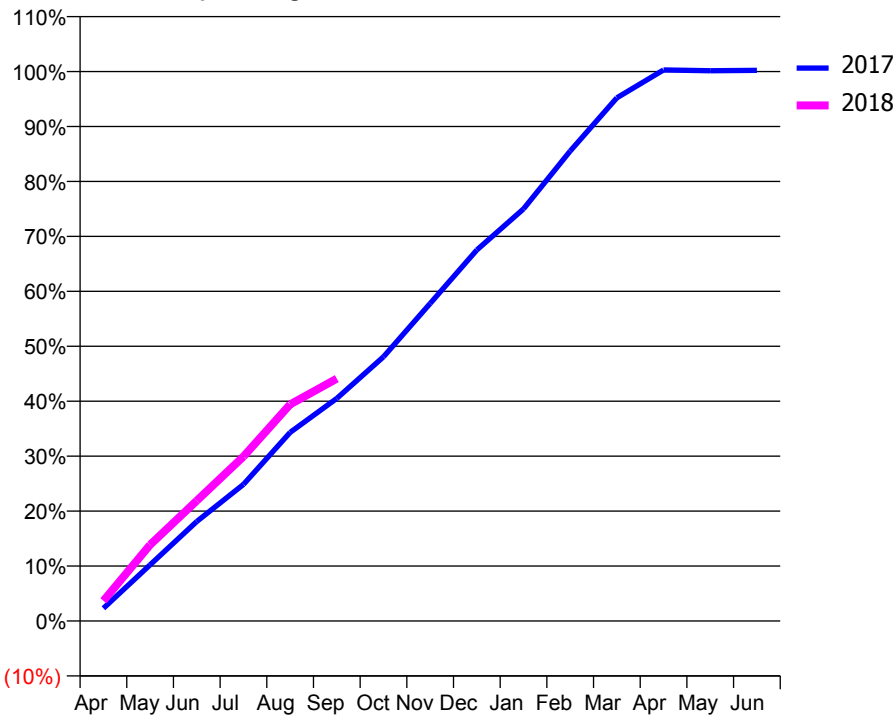
### ACCESS\*

Patients seen in 24 months	Total	Change since previous quarter
Quarter ending September 2016	2,942	
Quarter ending December 2016	3,095	↑
Quarter ending March 2017	3,258	↑
Quarter ending June 2017	3,354	↑
Quarter ending September 2017	3,445	↑
<b>Variance since September 2016</b>	<b>17.1%</b>	<b>↑</b>



### ACTIVITY

Cumulative percentage of contracted UDA delivered 2017 & 2018



Month	Adjusted Scheduled Activity (UDA)	
	2017	2018
April	240	381
May	1,064	1,442
June	1,883	2,278
July	2,586	3,113
August	3,569	4,100
September	4,214	4,587
October	5,000	
November	6,009	
December	7,021	
January	7,800	
February	8,895	
March	9,902	
April	10,429	
May	10,415	
June	10,421	

### QUALITY

	Quantity	Base Number	Contract	AT	Region	England
% of FP17s for the same patient ID Re-attending within 3 months - Children	30	348	8.6%	10.9%	11.6%	11.9%
% of FP17s for the same patient ID Re-attending within 3 months - Adults	197	2,130	9.2%	14.5%	15.2%	15.9%
% of FP17s for the same patient ID Re-attending between 3 & 9 months - Children	205	348	58.9%	59.2%	59.1%	58.1%
% of FP17s for the same patient ID Re-attending between 3 & 9 months - Adults	1,189	2,130	55.8%	48.7%	51.7%	50.6%
% of FP17s for Band 1 Urgent Courses	71	2,263	3.1%	9.2%	8.0%	9.1%
% of FP17s Relating to Free Repair or Replacements	0	2,263	0.0%	0.8%	0.8%	0.8%
% of FP17s Relating to Continuations	10	2,263	0.4%	1.1%	1.0%	1.1%
% of Patients satisfied with the dentistry they have received	16	16	100.0%	91.6%	91.5%	91.4%
% of Patients satisfied with the time they had to wait for an appointment	16	16	100.0%	86.8%	88.2%	87.7%

\* This is based on patients treated on this contract for their most recent course of treatment. Figures in italics indicate the base number of FP17s or Patient Questionnaire responses are less than 100. N/A is shown where the base number of responses is less than 10 during the period. % is calculated as Quantity/Base number\*100

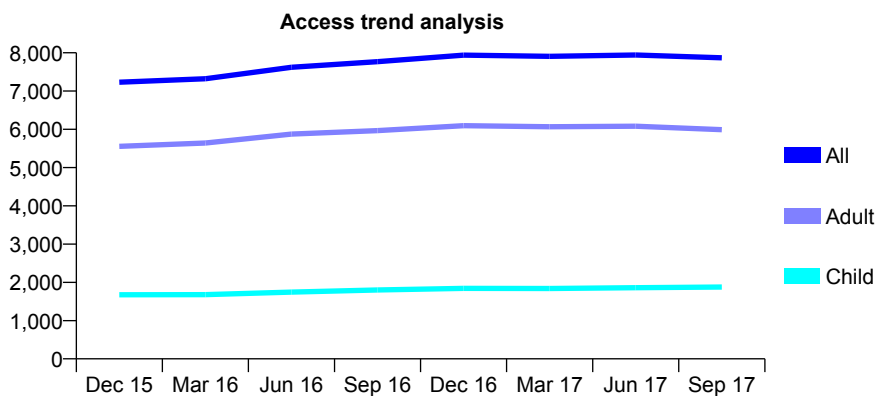
## Q56 - Vital Signs At a Glance Contract Report for 154180/0001 - September 2017

Name or company name	Mr Abdel R Achour & Ms Stacey Gore
Contract type name	GDS Contract
Purpose of contract	General
Contract start date	01/03/2014
Contract end date	

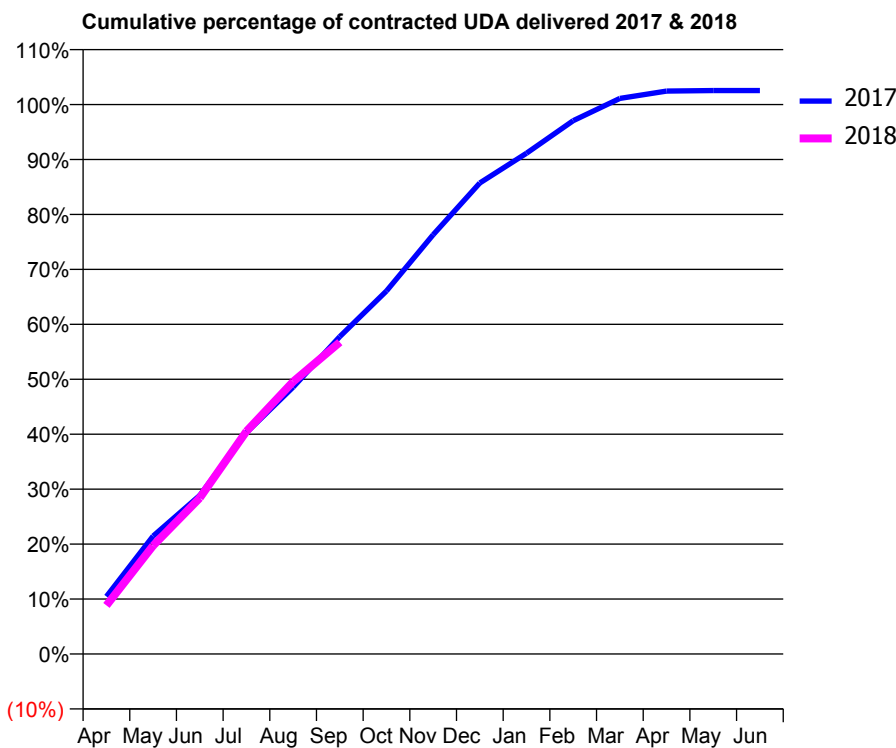
17/18 Contracted general activity (UDA)	19,213
Carry forward general activity (UDA)	-384
17/18 Contracted orthodontic activity (UOA)	0
Carry forward orthodontic activity (UOA)	0
Baseline contract value	£470,545.62

### ACCESS\*

Patients seen in 24 months	Total	Change since previous quarter
Quarter ending September 2016	7,767	
Quarter ending December 2016	7,939	↑
Quarter ending March 2017	7,907	→
Quarter ending June 2017	7,941	→
Quarter ending September 2017	7,869	→
<b>Variance since September 2016</b>	<b>1.3%</b>	<b>→</b>



### ACTIVITY



Month	Adjusted Scheduled Activity (UDA)	
	2017	2018
April	2,010	1,698
May	4,123	3,790
June	5,545	5,458
July	7,744	7,787
August	9,334	9,522
September	11,100	10,904
October	12,692	
November	14,663	
December	16,468	
January	17,511	
February	18,645	
March	19,424	
April	19,681	
May	19,700	
June	19,700	

### QUALITY

	Quantity	Base Number	Contract	AT	Region	England
% of FP17s for the same patient ID Re-attending within 3 months - Children	92	1,616	5.7%	10.9%	11.6%	11.9%
% of FP17s for the same patient ID Re-attending within 3 months - Adults	351	3,654	9.6%	14.5%	15.2%	15.9%
% of FP17s for the same patient ID Re-attending between 3 & 9 months - Children	1,085	1,616	67.1%	59.2%	59.1%	58.1%
% of FP17s for the same patient ID Re-attending between 3 & 9 months - Adults	1,272	3,654	34.8%	48.7%	51.7%	50.6%
% of FP17s for Band 1 Urgent Courses	298	5,105	5.8%	9.2%	8.0%	9.1%
% of FP17s Relating to Free Repair or Replacements	33	5,105	0.6%	0.8%	0.8%	0.8%
% of FP17s Relating to Continuations	33	5,105	0.6%	1.1%	1.0%	1.1%
% of Patients satisfied with the dentistry they have received	11	12	91.7%	91.6%	91.5%	91.4%
% of Patients satisfied with the time they had to wait for an appointment	11	12	91.7%	86.8%	88.2%	87.7%

\* This is based on patients treated on this contract for their most recent course of treatment. Figures in italics indicate the base number of FP17s or Patient Questionnaire responses are less than 100. N/A is shown where the base number of responses is less than 10 during the period. % is calculated as Quantity/Base number\*100

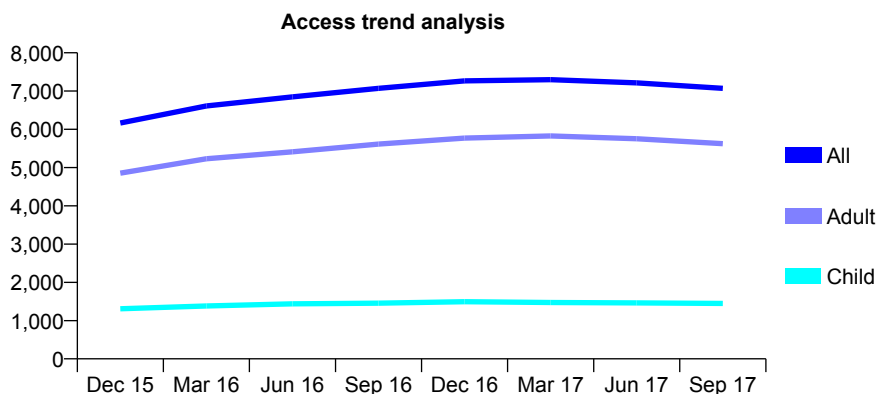
## Q56 - Vital Signs At a Glance Contract Report for 155748/0001 - September 2017

Name or company name	Woodview Dental Health Dental Practice P
Contract type name	GDS Contract
Purpose of contract	General
Contract start date	01/04/2014
Contract end date	

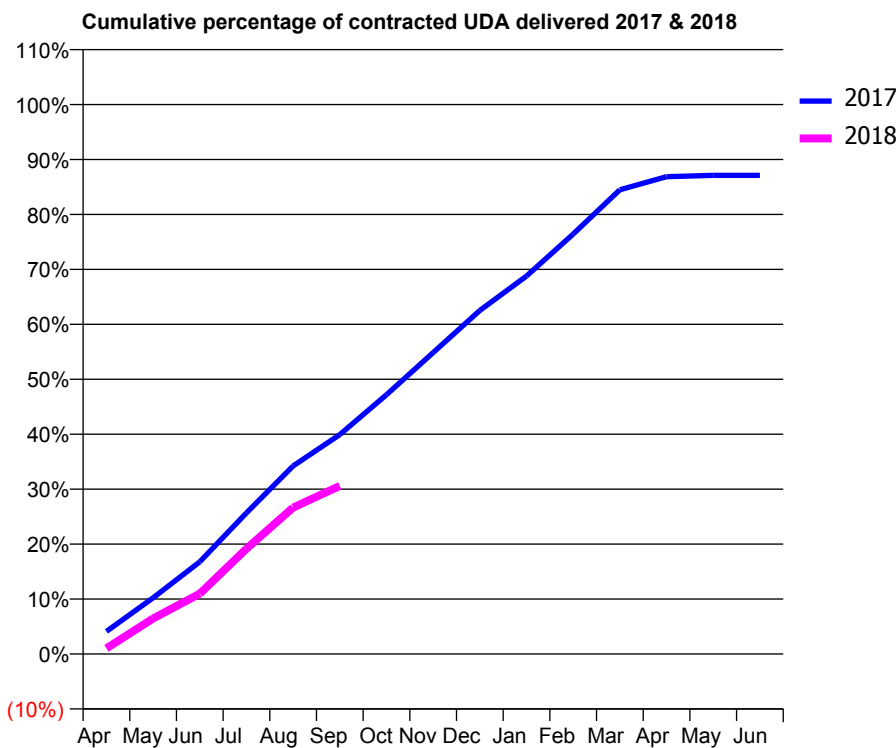
17/18 Contracted general activity (UDA)	24,407
Carry forward general activity (UDA)	0
17/18 Contracted orthodontic activity (UOA)	0
Carry forward orthodontic activity (UOA)	0
Baseline contract value	£643,951.19

### ACCESS\*

Patients seen in 24 months	Total	Change since previous quarter
Quarter ending September 2016	7,071	
Quarter ending December 2016	7,265	↑
Quarter ending March 2017	7,299	→
Quarter ending June 2017	7,214	↓
Quarter ending September 2017	7,072	↓
<b>Variance since September 2016</b>	<b>0.0%</b>	<b>→</b>



### ACTIVITY



Month	Adjusted Scheduled Activity (UDA)	
	2017	2018
April	1,007	250
May	2,495	1,581
June	4,096	2,678
July	6,266	4,679
August	8,354	6,504
September	9,745	7,466
October	11,518	
November	13,388	
December	15,262	
January	16,787	
February	18,654	
March	20,622	
April	21,202	
May	21,260	
June	21,259	

### QUALITY

	Quantity	Base Number	Contract	AT	Region	England
% of FP17s for the same patient ID Re-attending within 3 months - Children	48	910	5.3%	10.9%	11.6%	11.9%
% of FP17s for the same patient ID Re-attending within 3 months - Adults	326	3,034	10.7%	14.5%	15.2%	15.9%
% of FP17s for the same patient ID Re-attending between 3 & 9 months - Children	591	910	64.9%	59.2%	59.1%	58.1%
% of FP17s for the same patient ID Re-attending between 3 & 9 months - Adults	1,799	3,034	59.3%	48.7%	51.7%	50.6%
% of FP17s for Band 1 Urgent Courses	241	3,694	6.5%	9.2%	8.0%	9.1%
% of FP17s Relating to Free Repair or Replacements	8	3,694	0.2%	0.8%	0.8%	0.8%
% of FP17s Relating to Continuations	33	3,694	0.9%	1.1%	1.0%	1.1%
% of Patients satisfied with the dentistry they have received	15	16	93.8%	91.6%	91.5%	91.4%
% of Patients satisfied with the time they had to wait for an appointment	16	16	100.0%	86.8%	88.2%	87.7%

\* This is based on patients treated on this contract for their most recent course of treatment. Figures in italics indicate the base number of FP17s or Patient Questionnaire responses are less than 100. N/A is shown where the base number of responses is less than 10 during the period. % is calculated as Quantity/Base number\*100

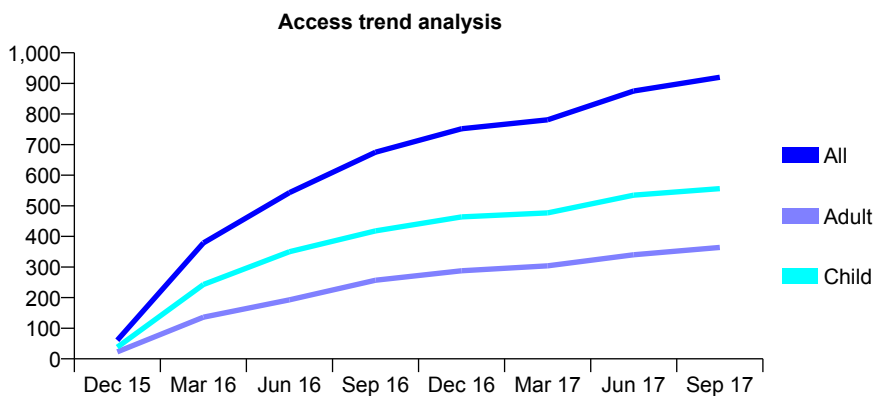
## Q56 - Vital Signs At a Glance Contract Report for 157635/0001 - September 2017

Name or company name	Friars Street Dental Ltd
Contract type name	GDS Contract
Purpose of contract	General and Orthodontic
Contract start date	01/11/2015
Contract end date	

17/18 Contracted general activity (UDA)	2,500
Carry forward general activity (UDA)	0
17/18 Contracted orthodontic activity (UOA)	2,022
Carry forward orthodontic activity (UOA)	-40
Baseline contract value	£186,107.00

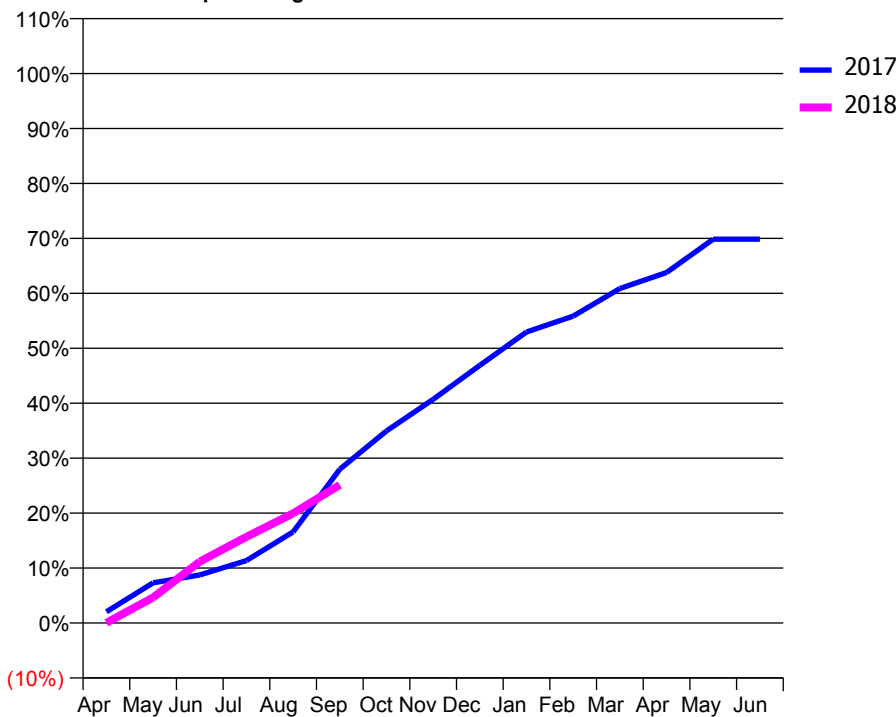
### ACCESS\*

Patients seen in 24 months	Total	Change since previous quarter
Quarter ending September 2016	675	
Quarter ending December 2016	752	↑
Quarter ending March 2017	781	↑
Quarter ending June 2017	875	↑
Quarter ending September 2017	920	↑
<b>Variance since September 2016</b>	<b>36.3%</b>	<b>↑</b>



### ACTIVITY

Cumulative percentage of contracted UDA delivered 2017 & 2018



Adjusted Scheduled Activity (UDA)

Month	2017	2018
April	51	1
May	183	116
June	219	279
July	284	392
August	415	499
September	700	628
October	874	
November	1,018	
December	1,172	
January	1,324	
February	1,396	
March	1,522	
April	1,594	
May	1,747	
June	1,747	

### QUALITY

	Quantity	Base Number	Contract	AT	Region	England
% of FP17s for the same patient ID Re-attending within 3 months - Children	32	578	5.5%	10.9%	11.6%	11.9%
% of FP17s for the same patient ID Re-attending within 3 months - Adults	17	189	9.0%	14.5%	15.2%	15.9%
% of FP17s for the same patient ID Re-attending between 3 & 9 months - Children	270	578	46.7%	59.2%	59.1%	58.1%
% of FP17s for the same patient ID Re-attending between 3 & 9 months - Adults	111	189	58.7%	48.7%	51.7%	50.6%
% of FP17s for Band 1 Urgent Courses	11	459	2.4%	9.2%	8.0%	9.1%
% of FP17s Relating to Free Repair or Replacements	1	459	0.2%	0.8%	0.8%	0.8%
% of FP17s Relating to Continuations	0	459	0.0%	1.1%	1.0%	1.1%
% of Patients satisfied with the dentistry they have received	1	1	N/A	91.6%	91.5%	91.4%
% of Patients satisfied with the time they had to wait for an appointment	1	1	N/A	86.8%	88.2%	87.7%

\* This is based on patients treated on this contract for their most recent course of treatment. Figures in italics indicate the base number of FP17s or Patient Questionnaire responses are less than 100. N/A is shown where the base number of responses is less than 10 during the period. % is calculated as Quantity/Base number\*100



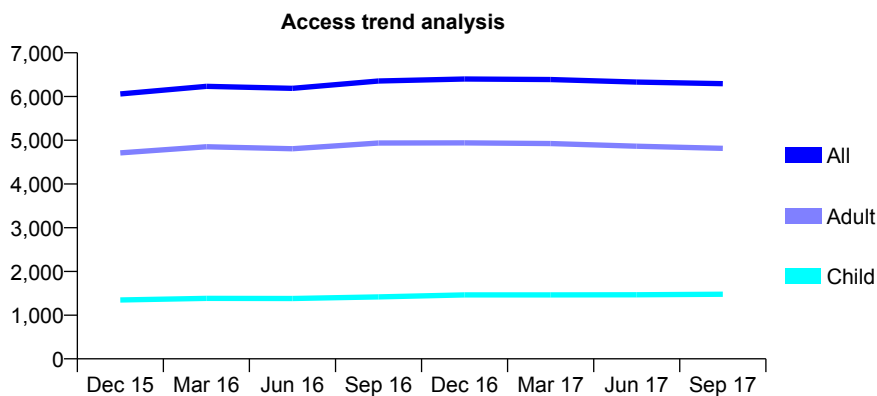
## Q56 - Vital Signs At a Glance Contract Report for 158194/0023 - September 2017

Name or company name	Denticare Ltd
Contract type name	GDS Contract
Purpose of contract	General
Contract start date	01/06/2009
Contract end date	

17/18 Contracted general activity (UDA)	14,965
Carry forward general activity (UDA)	0
17/18 Contracted orthodontic activity (UOA)	0
Carry forward orthodontic activity (UOA)	0
Baseline contract value	£358,263.11

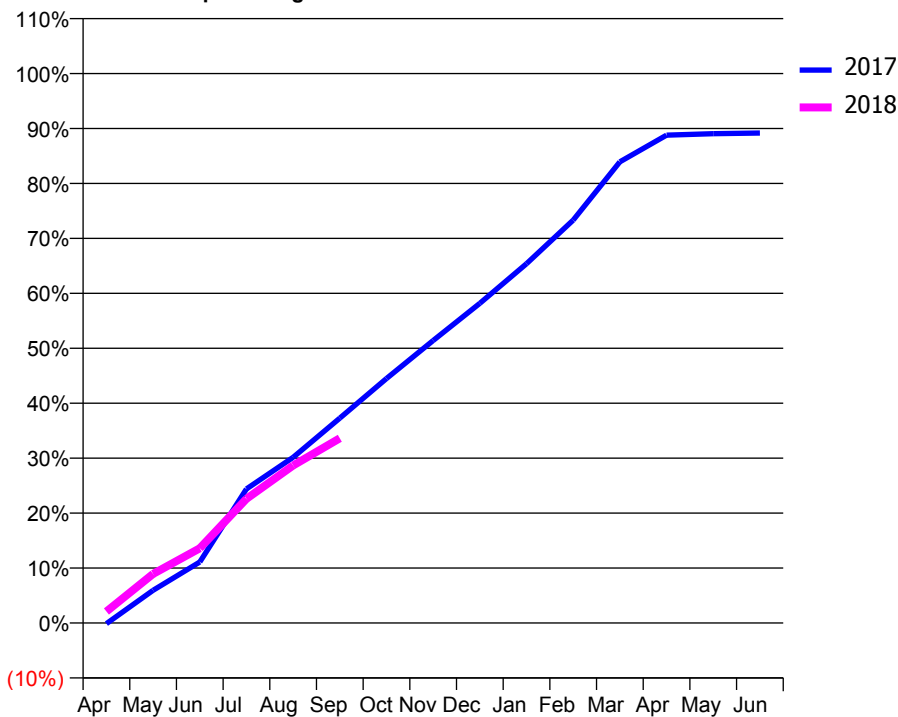
### ACCESS\*

Patients seen in 24 months	Total	Change since previous quarter
Quarter ending September 2016	6,356	
Quarter ending December 2016	6,402	→
Quarter ending March 2017	6,387	→
Quarter ending June 2017	6,329	→
Quarter ending September 2017	6,293	→
<b>Variance since September 2016</b>	<b>(1.0%)</b>	→



### ACTIVITY

Cumulative percentage of contracted UDA delivered 2017 & 2018



Month	Adjusted Scheduled Activity (UDA)	
	2017	2018
April	-20	315
May	891	1,337
June	1,660	2,034
July	3,650	3,383
August	4,514	4,290
September	5,578	5,030
October	6,659	
November	7,694	
December	8,707	
January	9,786	
February	10,974	
March	12,560	
April	13,287	
May	13,327	
June	13,345	

### QUALITY

	Quantity	Base Number	Contract	AT	Region	England
% of FP17s for the same patient ID Re-attending within 3 months - Children	52	850	6.1%	10.9%	11.6%	11.9%
% of FP17s for the same patient ID Re-attending within 3 months - Adults	304	2,425	12.5%	14.5%	15.2%	15.9%
% of FP17s for the same patient ID Re-attending between 3 & 9 months - Children	421	850	49.5%	59.2%	59.1%	58.1%
% of FP17s for the same patient ID Re-attending between 3 & 9 months - Adults	879	2,425	36.2%	48.7%	51.7%	50.6%
% of FP17s for Band 1 Urgent Courses	317	2,951	10.7%	9.2%	8.0%	9.1%
% of FP17s Relating to Free Repair or Replacements	15	2,951	0.5%	0.8%	0.8%	0.8%
% of FP17s Relating to Continuations	37	2,951	1.3%	1.1%	1.0%	1.1%
% of Patients satisfied with the dentistry they have received	5	5	N/A	91.6%	91.5%	91.4%
% of Patients satisfied with the time they had to wait for an appointment	3	5	N/A	86.8%	88.2%	87.7%

\* This is based on patients treated on this contract for their most recent course of treatment. Figures in italics indicate the base number of FP17s or Patient Questionnaire responses are less than 100. N/A is shown where the base number of responses is less than 10 during the period. % is calculated as Quantity/Base number\*100

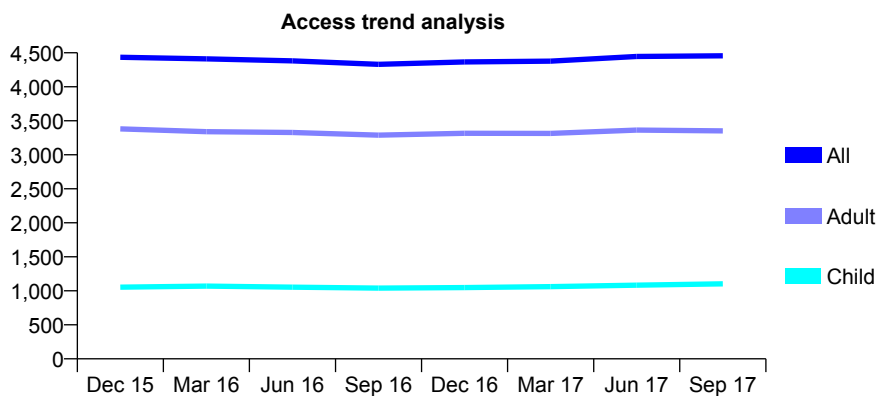
## Q56 - Vital Signs At a Glance Contract Report for 158194/0025 - September 2017

Name or company name	Denticare Ltd
Contract type name	GDS Contract
Purpose of contract	General
Contract start date	12/04/2010
Contract end date	31/03/2018

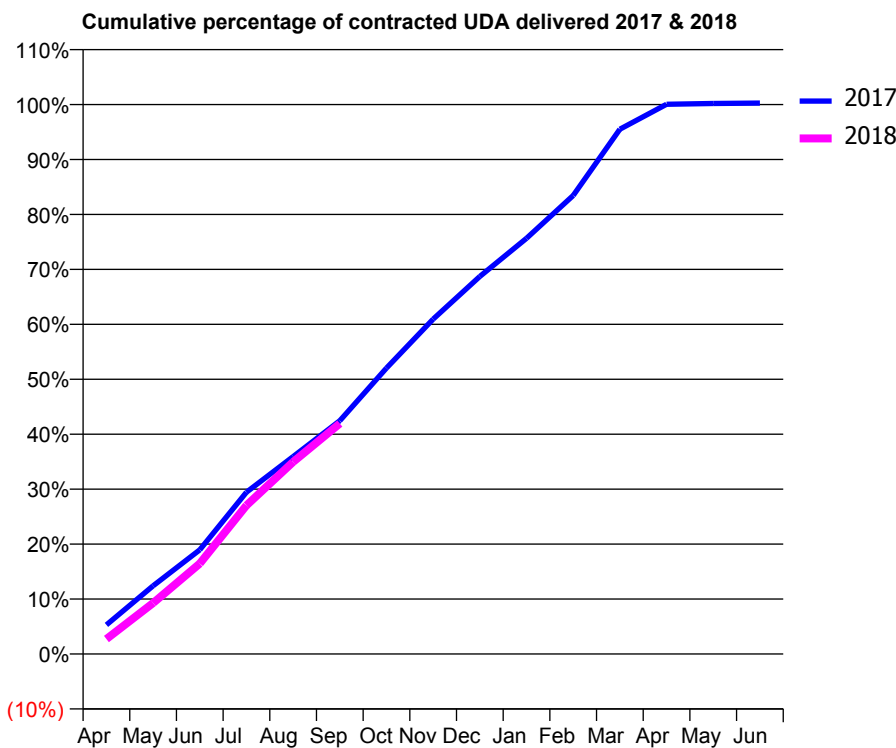
17/18 Contracted general activity (UDA)	12,000
Carry forward general activity (UDA)	-31
17/18 Contracted orthodontic activity (UOA)	0
Carry forward orthodontic activity (UOA)	0
Baseline contract value	£294,544.36

### ACCESS\*

Patients seen in 24 months	Total	Change since previous quarter
Quarter ending September 2016	4,331	
Quarter ending December 2016	4,365	→
Quarter ending March 2017	4,377	→
Quarter ending June 2017	4,447	→
Quarter ending September 2017	4,455	→
<b>Variance since September 2016</b>	<b>2.9%</b>	<b>↑</b>



### ACTIVITY



Month	Adjusted Scheduled Activity (UDA)	
	2017	2018
April	637	328
May	1,489	1,115
June	2,275	1,976
July	3,533	3,245
August	4,312	4,194
September	5,094	5,034
October	6,246	
November	7,312	
December	8,246	
January	9,079	
February	10,012	
March	11,461	
April	12,006	
May	12,022	
June	12,031	

### QUALITY

	Quantity	Base Number	Contract	AT	Region	England
% of FP17s for the same patient ID Re-attending within 3 months - Children	43	744	5.8%	10.9%	11.6%	11.9%
% of FP17s for the same patient ID Re-attending within 3 months - Adults	254	2,030	12.5%	14.5%	15.2%	15.9%
% of FP17s for the same patient ID Re-attending between 3 & 9 months - Children	352	744	47.3%	59.2%	59.1%	58.1%
% of FP17s for the same patient ID Re-attending between 3 & 9 months - Adults	932	2,030	45.9%	48.7%	51.7%	50.6%
% of FP17s for Band 1 Urgent Courses	294	2,566	11.5%	9.2%	8.0%	9.1%
% of FP17s Relating to Free Repair or Replacements	5	2,566	0.2%	0.8%	0.8%	0.8%
% of FP17s Relating to Continuations	32	2,566	1.2%	1.1%	1.0%	1.1%
% of Patients satisfied with the dentistry they have received	8	8	N/A	91.6%	91.5%	91.4%
% of Patients satisfied with the time they had to wait for an appointment	8	8	N/A	86.8%	88.2%	87.7%

\* This is based on patients treated on this contract for their most recent course of treatment. Figures in italics indicate the base number of FP17s or Patient Questionnaire responses are less than 100. N/A is shown where the base number of responses is less than 10 during the period. % is calculated as Quantity/Base number\*100

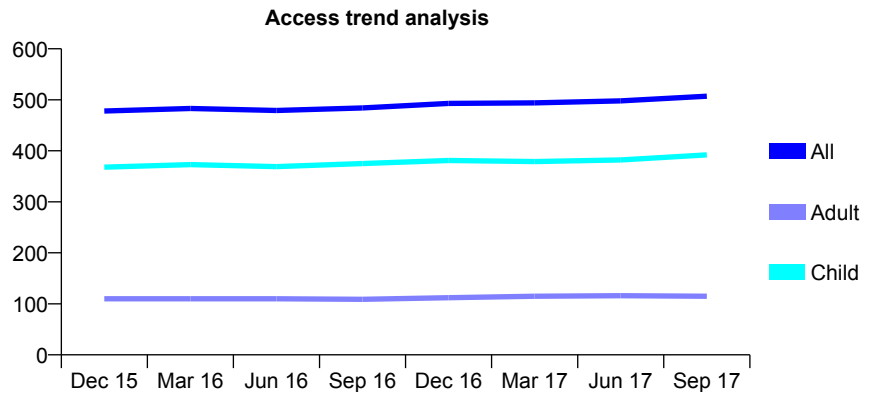
## Q56 - Vital Signs At a Glance Contract Report for 158976/0001 - September 2017

Name or company name	Tuddenham Road Dental Surgery
Contract type name	PDS Contract
Purpose of contract	General
Contract start date	01/04/2012
Contract end date	31/03/2018

17/18 Contracted general activity (UDA)	1,331
Carry forward general activity (UDA)	0
17/18 Contracted orthodontic activity (UOA)	0
Carry forward orthodontic activity (UOA)	0
Baseline contract value	£29,732.13

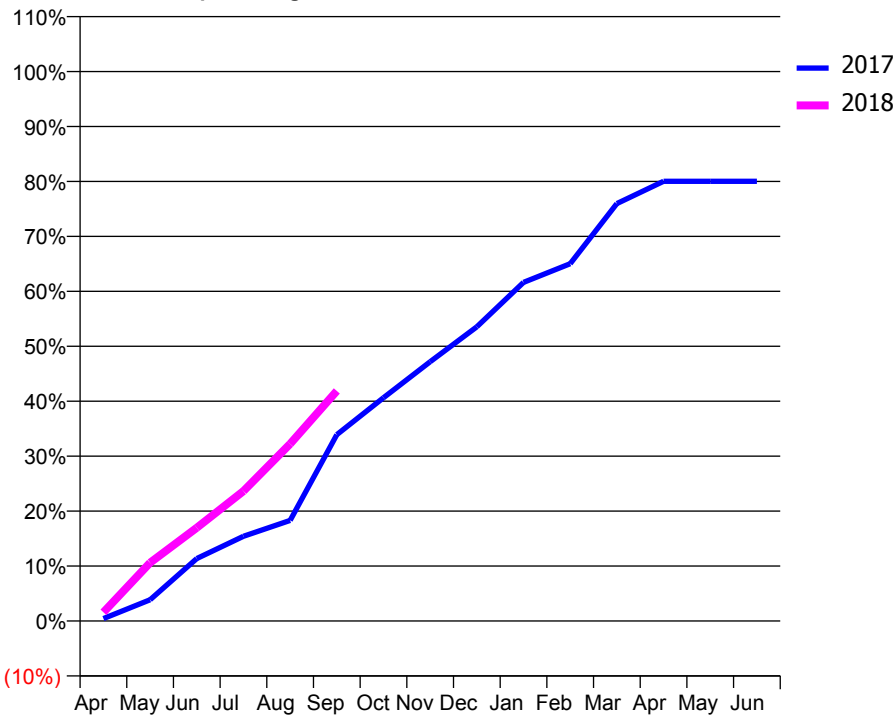
### ACCESS\*

Patients seen in 24 months	Total	Change since previous quarter
Quarter ending September 2016	484	
Quarter ending December 2016	493	→
Quarter ending March 2017	494	→
Quarter ending June 2017	498	→
Quarter ending September 2017	507	→
<b>Variance since September 2016</b>	<b>4.8%</b>	<b>↑</b>



### ACTIVITY

Cumulative percentage of contracted UDA delivered 2017 & 2018



Month	Adjusted Scheduled Activity (UDA)	
	2017	2018
April	6	21
May	51	141
June	151	226
July	205	315
August	244	429
September	451	557
October	541	
November	628	
December	713	
January	820	
February	866	
March	1,011	
April	1,065	
May	1,065	
June	1,065	

### QUALITY

	Quantity	Base Number	Contract	AT	Region	England
% of FP17s for the same patient ID Re-attending within 3 months - Children	21	339	6.2%	10.9%	11.6%	11.9%
% of FP17s for the same patient ID Re-attending within 3 months - Adults	9	83	10.8%	14.5%	15.2%	15.9%
% of FP17s for the same patient ID Re-attending between 3 & 9 months - Children	234	339	69.0%	59.2%	59.1%	58.1%
% of FP17s for the same patient ID Re-attending between 3 & 9 months - Adults	55	83	66.3%	48.7%	51.7%	50.6%
% of FP17s for Band 1 Urgent Courses	12	388	3.1%	9.2%	8.0%	9.1%
% of FP17s Relating to Free Repair or Replacements	0	388	0.0%	0.8%	0.8%	0.8%
% of FP17s Relating to Continuations	6	388	1.5%	1.1%	1.0%	1.1%
% of Patients satisfied with the dentistry they have received	0	0	N/A	91.6%	91.5%	91.4%
% of Patients satisfied with the time they had to wait for an appointment	0	0	N/A	86.8%	88.2%	87.7%

\* This is based on patients treated on this contract for their most recent course of treatment. Figures in italics indicate the base number of FP17s or Patient Questionnaire responses are less than 100. N/A is shown where the base number of responses is less than 10 during the period. % is calculated as Quantity/Base number\*100

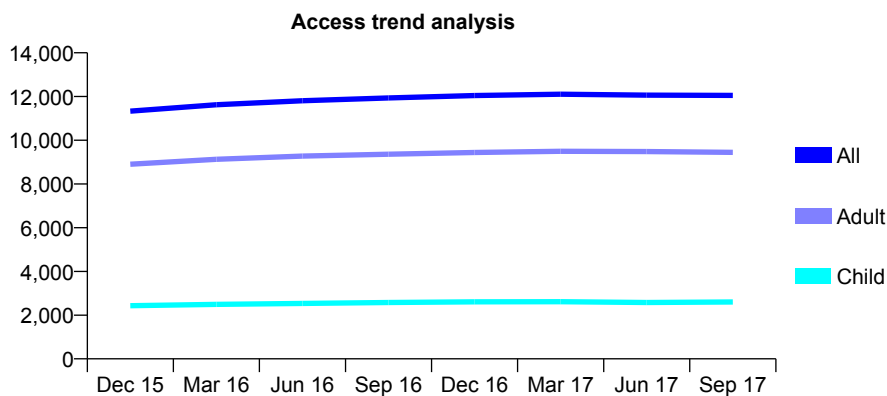
## Q56 - Vital Signs At a Glance Contract Report for 159751/0001 - September 2017

Name or company name	1A Group Dental Practice Partnership
Contract type name	GDS Contract
Purpose of contract	General
Contract start date	01/07/2011
Contract end date	

17/18 Contracted general activity (UDA)	30,813
Carry forward general activity (UDA)	-359
17/18 Contracted orthodontic activity (UOA)	0
Carry forward orthodontic activity (UOA)	0
Baseline contract value	£890,235.24

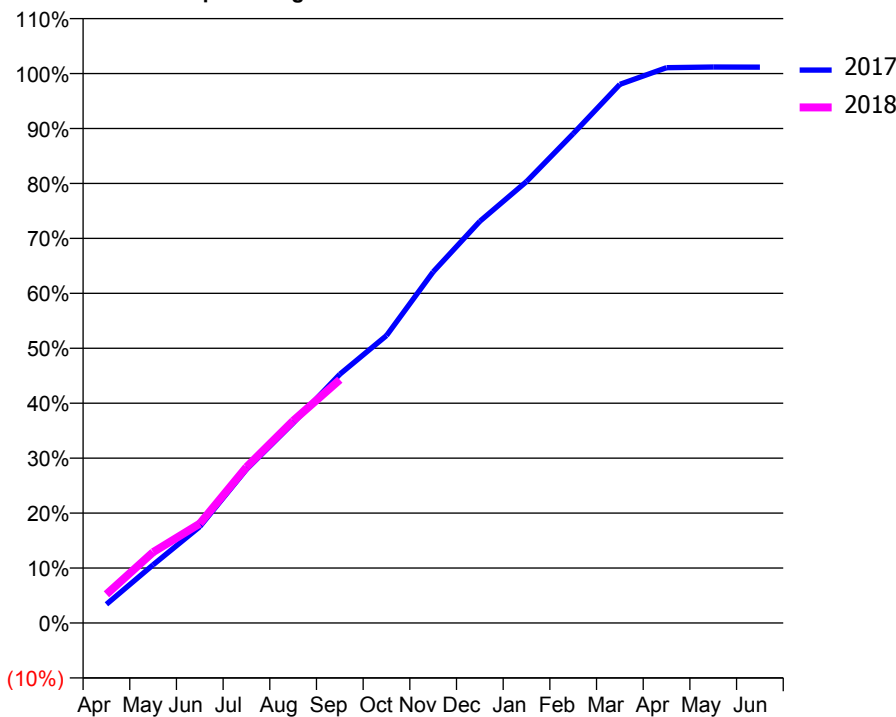
### ACCESS\*

Patients seen in 24 months	Total	Change since previous quarter
Quarter ending September 2016	11,937	
Quarter ending December 2016	12,046	→
Quarter ending March 2017	12,105	→
Quarter ending June 2017	12,063	→
Quarter ending September 2017	12,050	→
<b>Variance since September 2016</b>	<b>0.9%</b>	<b>→</b>



### ACTIVITY

**Cumulative percentage of contracted UDA delivered 2017 & 2018**



Month	Adjusted Scheduled Activity (UDA)	
	2017	2018
April	1,054	1,612
May	3,261	3,976
June	5,404	5,574
July	8,614	8,748
August	11,210	11,338
September	13,947	13,646
October	16,114	
November	19,690	
December	22,524	
January	24,751	
February	27,441	
March	30,207	
April	31,142	
May	31,173	
June	31,172	

### QUALITY

	Quantity	Base Number	Contract	AT	Region	England
% of FP17s for the same patient ID Re-attending within 3 months - Children	94	1,878	5.0%	10.9%	11.6%	11.9%
% of FP17s for the same patient ID Re-attending within 3 months - Adults	629	5,769	10.9%	14.5%	15.2%	15.9%
% of FP17s for the same patient ID Re-attending between 3 & 9 months - Children	1,112	1,878	59.2%	59.2%	59.1%	58.1%
% of FP17s for the same patient ID Re-attending between 3 & 9 months - Adults	2,548	5,769	44.2%	48.7%	51.7%	50.6%
% of FP17s for Band 1 Urgent Courses	389	6,840	5.7%	9.2%	8.0%	9.1%
% of FP17s Relating to Free Repair or Replacements	35	6,840	0.5%	0.8%	0.8%	0.8%
% of FP17s Relating to Continuations	110	6,840	1.6%	1.1%	1.0%	1.1%
% of Patients satisfied with the dentistry they have received	28	30	93.3%	91.6%	91.5%	91.4%
% of Patients satisfied with the time they had to wait for an appointment	26	30	86.7%	86.8%	88.2%	87.7%

\* This is based on patients treated on this contract for their most recent course of treatment. Figures in italics indicate the base number of FP17s or Patient Questionnaire responses are less than 100. N/A is shown where the base number of responses is less than 10 during the period. % is calculated as Quantity/Base number\*100

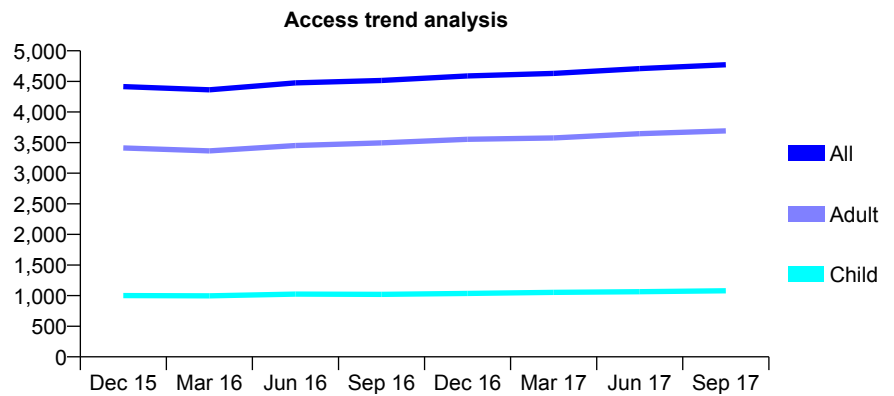
## Q56 - Vital Signs At a Glance Contract Report for 159875/0001 - September 2017

Name or company name	Mazdak Eyrumlu and Honar Shakir
Contract type name	GDS Contract
Purpose of contract	General
Contract start date	01/07/2011
Contract end date	

17/18 Contracted general activity (UDA)	16,500
Carry forward general activity (UDA)	478
17/18 Contracted orthodontic activity (UOA)	0
Carry forward orthodontic activity (UOA)	0
Baseline contract value	£415,334.93

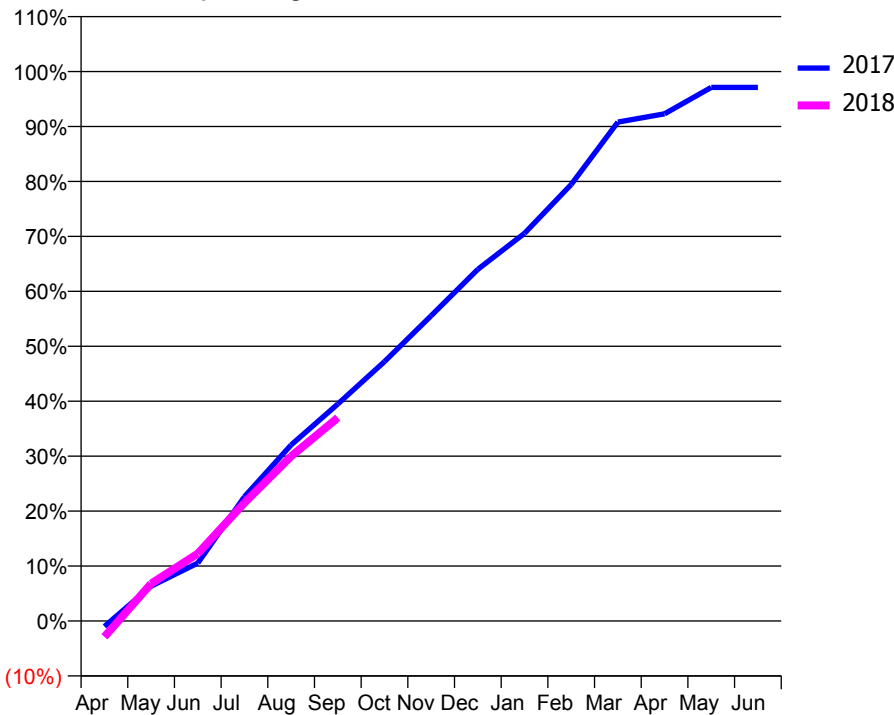
### ACCESS\*

Patients seen in 24 months	Total	Change since previous quarter
Quarter ending September 2016	4,516	
Quarter ending December 2016	4,590	→
Quarter ending March 2017	4,630	→
Quarter ending June 2017	4,710	→
Quarter ending September 2017	4,772	→
<b>Variance since September 2016</b>	<b>5.7%</b>	<b>↑</b>



### ACTIVITY

Cumulative percentage of contracted UDA delivered 2017 & 2018



Month	Adjusted Scheduled Activity (UDA)	
	2017	2018
April	-165	-478
May	1,048	1,125
June	1,742	2,025
July	3,735	3,549
August	5,287	4,948
September	6,517	6,102
October	7,792	
November	9,167	
December	10,561	
January	11,642	
February	13,106	
March	14,983	
April	15,231	
May	16,021	
June	16,022	

### QUALITY

	Quantity	Base Number	Contract	AT	Region	England
% of FP17s for the same patient ID Re-attending within 3 months - Children	56	795	7.0%	10.9%	11.6%	11.9%
% of FP17s for the same patient ID Re-attending within 3 months - Adults	437	2,568	17.0%	14.5%	15.2%	15.9%
% of FP17s for the same patient ID Re-attending between 3 & 9 months - Children	499	795	62.8%	59.2%	59.1%	58.1%
% of FP17s for the same patient ID Re-attending between 3 & 9 months - Adults	1,240	2,568	48.3%	48.7%	51.7%	50.6%
% of FP17s for Band 1 Urgent Courses	252	3,031	8.3%	9.2%	8.0%	9.1%
% of FP17s Relating to Free Repair or Replacements	61	3,031	2.0%	0.8%	0.8%	0.8%
% of FP17s Relating to Continuations	121	3,031	4.0%	1.1%	1.0%	1.1%
% of Patients satisfied with the dentistry they have received	8	8	N/A	91.6%	91.5%	91.4%
% of Patients satisfied with the time they had to wait for an appointment	8	8	N/A	86.8%	88.2%	87.7%

\* This is based on patients treated on this contract for their most recent course of treatment. Figures in italics indicate the base number of FP17s or Patient Questionnaire responses are less than 100. N/A is shown where the base number of responses is less than 10 during the period. % is calculated as Quantity/Base number\*100

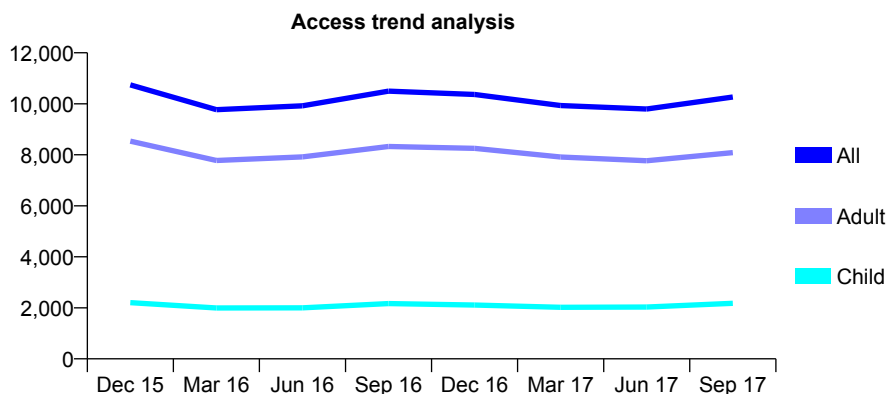
## Q56 - Vital Signs At a Glance Contract Report for 162833/0001 - September 2017

Name or company name	Parish Vaid & Snehal Radia & Sanjay Shah
Contract type name	GDS Contract
Purpose of contract	General
Contract start date	01/11/2013
Contract end date	

17/18 Contracted general activity (UDA)	31,173
Carry forward general activity (UDA)	1,134
17/18 Contracted orthodontic activity (UOA)	0
Carry forward orthodontic activity (UOA)	0
Baseline contract value	£955,183.20

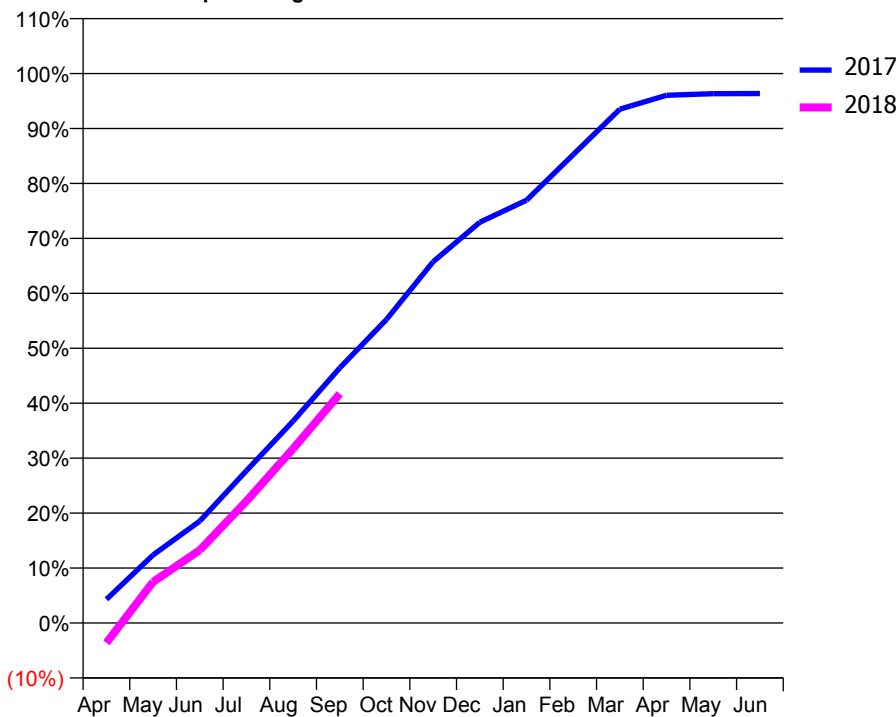
### ACCESS\*

Patients seen in 24 months	Total	Change since previous quarter
Quarter ending September 2016	10,495	
Quarter ending December 2016	10,366	↓
Quarter ending March 2017	9,933	↓
Quarter ending June 2017	9,795	↓
Quarter ending September 2017	10,266	↑
<b>Variance since September 2016</b>	<b>(2.2%)</b>	<b>↓</b>



### ACTIVITY

Cumulative percentage of contracted UDA delivered 2017 & 2018



Adjusted Scheduled Activity (UDA)

Month	2017	2018
April	1,346	-1,134
May	3,864	2,337
June	5,786	4,137
July	8,641	6,916
August	11,453	9,893
September	14,477	13,010
October	17,218	
November	20,500	
December	22,739	
January	23,983	
February	26,570	
March	29,154	
April	29,941	
May	30,032	
June	30,039	

### QUALITY

	Quantity	Base Number	Contract	AT	Region	England
% of FP17s for the same patient ID Re-attending within 3 months - Children	128	1,846	6.9%	10.9%	11.6%	11.9%
% of FP17s for the same patient ID Re-attending within 3 months - Adults	892	6,299	14.2%	14.5%	15.2%	15.9%
% of FP17s for the same patient ID Re-attending between 3 & 9 months - Children	859	1,846	46.5%	59.2%	59.1%	58.1%
% of FP17s for the same patient ID Re-attending between 3 & 9 months - Adults	2,643	6,299	42.0%	48.7%	51.7%	50.6%
% of FP17s for Band 1 Urgent Courses	1,392	7,767	17.9%	9.2%	8.0%	9.1%
% of FP17s Relating to Free Repair or Replacements	50	7,767	0.6%	0.8%	0.8%	0.8%
% of FP17s Relating to Continuations	47	7,767	0.6%	1.1%	1.0%	1.1%
% of Patients satisfied with the dentistry they have received	34	38	89.5%	91.6%	91.5%	91.4%
% of Patients satisfied with the time they had to wait for an appointment	30	38	78.9%	86.8%	88.2%	87.7%

\* This is based on patients treated on this contract for their most recent course of treatment. Figures in italics indicate the base number of FP17s or Patient Questionnaire responses are less than 100. N/A is shown where the base number of responses is less than 10 during the period. % is calculated as Quantity/Base number\*100

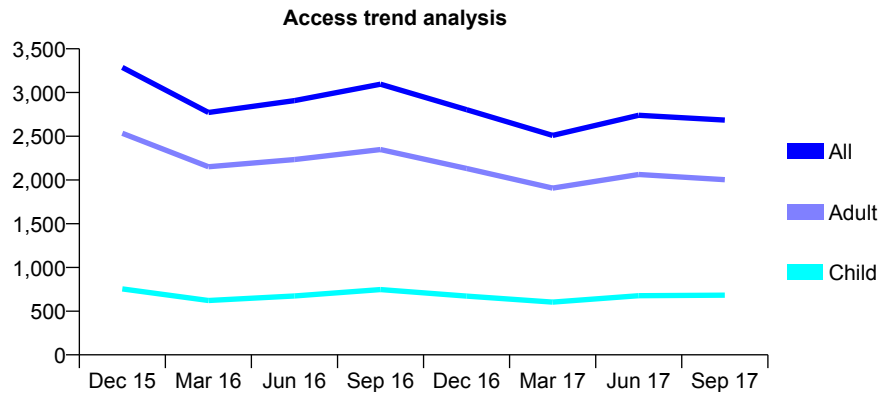
## Q56 - Vital Signs At a Glance Contract Report for 162833/0002 - September 2017

Name or company name	Parish Vaid & Snehal Radia & Sanjay Shah
Contract type name	PDS Plus Contract
Purpose of contract	General
Contract start date	15/11/2013
Contract end date	31/03/2018

17/18 Contracted general activity (UDA)	8,000
Carry forward general activity (UDA)	313
17/18 Contracted orthodontic activity (UOA)	0
Carry forward orthodontic activity (UOA)	0
Baseline contract value	£158,330.29

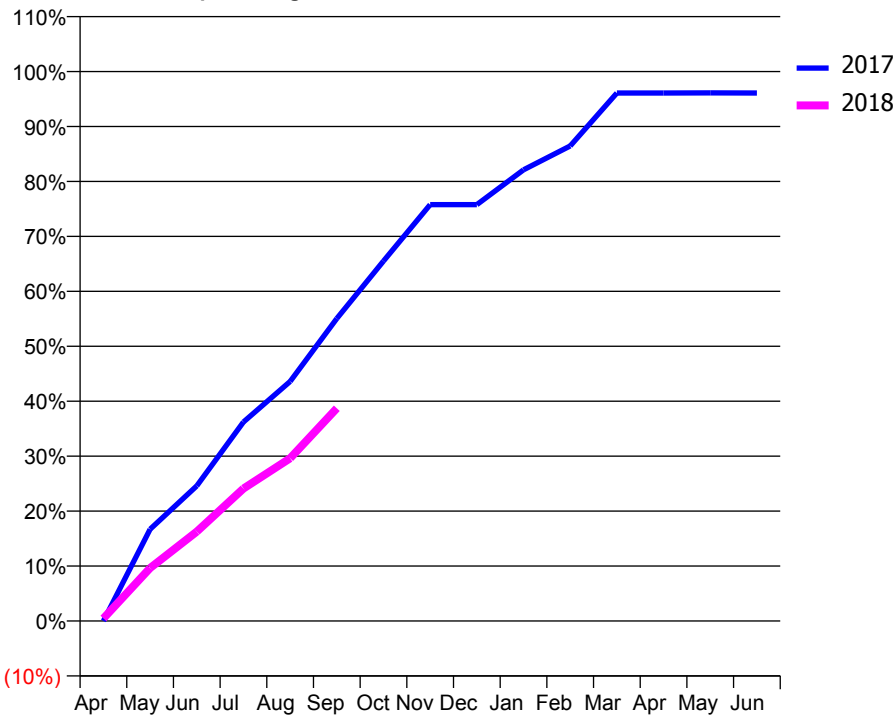
### ACCESS\*

Patients seen in 24 months	Total	Change since previous quarter
Quarter ending September 2016	3,095	
Quarter ending December 2016	2,804	↓
Quarter ending March 2017	2,510	↓
Quarter ending June 2017	2,739	↑
Quarter ending September 2017	2,685	↓
<b>Variance since September 2016</b>	<b>(13.2%)</b>	<b>↓</b>



### ACTIVITY

Cumulative percentage of contracted UDA delivered 2017 & 2018



Month	Adjusted Scheduled Activity (UDA)	
	2017	2018
April	1	37
May	1,336	773
June	1,967	1,302
July	2,897	1,928
August	3,488	2,369
September	4,404	3,097
October	5,240	
November	6,061	
December	6,061	
January	6,569	
February	6,916	
March	7,687	
April	7,686	
May	7,688	
June	7,687	

### QUALITY

	Quantity	Base Number	Contract	AT	Region	England
% of FP17s for the same patient ID Re-attending within 3 months - Children	47	603	7.8%	10.9%	11.6%	11.9%
% of FP17s for the same patient ID Re-attending within 3 months - Adults	155	1,532	10.1%	14.5%	15.2%	15.9%
% of FP17s for the same patient ID Re-attending between 3 & 9 months - Children	289	603	47.9%	59.2%	59.1%	58.1%
% of FP17s for the same patient ID Re-attending between 3 & 9 months - Adults	634	1,532	41.4%	48.7%	51.7%	50.6%
% of FP17s for Band 1 Urgent Courses	144	2,129	6.8%	9.2%	8.0%	9.1%
% of FP17s Relating to Free Repair or Replacements	13	2,129	0.6%	0.8%	0.8%	0.8%
% of FP17s Relating to Continuations	26	2,129	1.2%	1.1%	1.0%	1.1%
% of Patients satisfied with the dentistry they have received	10	10	100.0%	91.6%	91.5%	91.4%
% of Patients satisfied with the time they had to wait for an appointment	10	10	100.0%	86.8%	88.2%	87.7%

\* This is based on patients treated on this contract for their most recent course of treatment. Figures in italics indicate the base number of FP17s or Patient Questionnaire responses are less than 100. N/A is shown where the base number of responses is less than 10 during the period. % is calculated as Quantity/Base number\*100

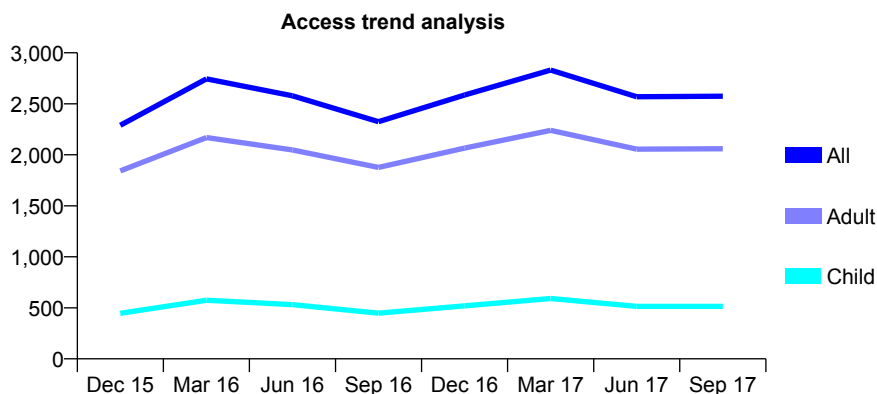
## Q56 - Vital Signs At a Glance Contract Report for 162833/0003 - September 2017

Name or company name	Parish Vaid & Snehal Radia & Sanjay Shah
Contract type name	GDS Contract
Purpose of contract	General
Contract start date	15/11/2013
Contract end date	

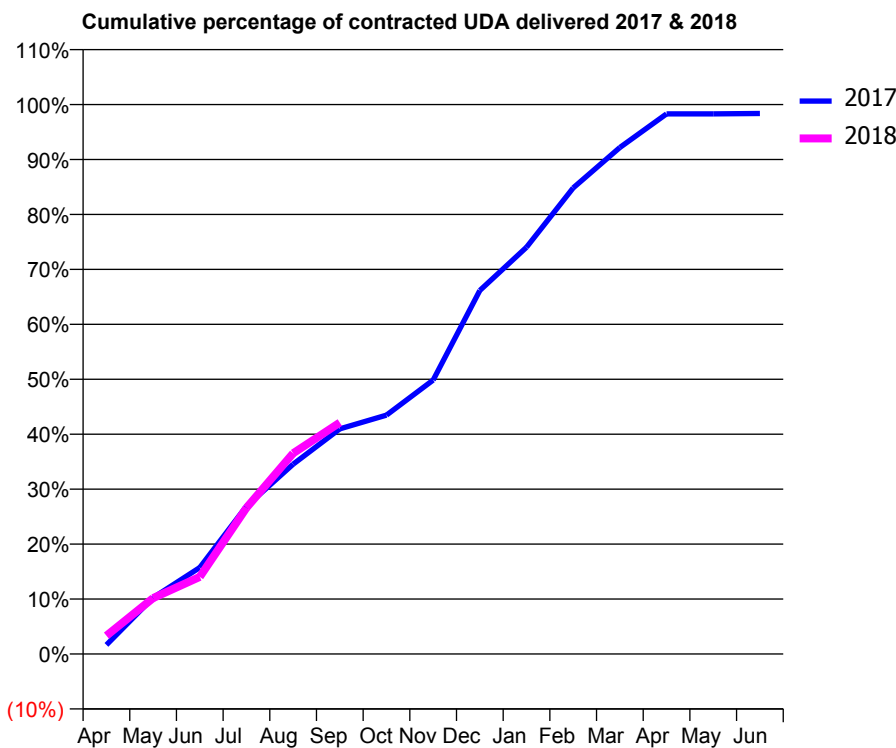
17/18 Contracted general activity (UDA)	7,185
Carry forward general activity (UDA)	0
17/18 Contracted orthodontic activity (UOA)	0
Carry forward orthodontic activity (UOA)	0
Baseline contract value	£191,519.46

### ACCESS\*

Patients seen in 24 months	Total	Change since previous quarter
Quarter ending September 2016	2,325	
Quarter ending December 2016	2,586	↑
Quarter ending March 2017	2,831	↑
Quarter ending June 2017	2,569	↓
Quarter ending September 2017	2,574	→
<b>Variance since September 2016</b>	<b>10.7%</b>	<b>↑</b>



### ACTIVITY



Month	Adjusted Scheduled Activity (UDA)	
	2017	2018
April	119	239
May	736	731
June	1,130	1,008
July	1,932	1,912
August	2,481	2,625
September	2,944	3,026
October	3,123	
November	3,583	
December	4,754	
January	5,318	
February	6,095	
March	6,624	
April	7,062	
May	7,062	
June	7,067	

### QUALITY

	Quantity	Base Number	Contract	AT	Region	England
% of FP17s for the same patient ID Re-attending within 3 months - Children	17	394	4.3%	10.9%	11.6%	11.9%
% of FP17s for the same patient ID Re-attending within 3 months - Adults	147	1,540	9.5%	14.5%	15.2%	15.9%
% of FP17s for the same patient ID Re-attending between 3 & 9 months - Children	175	394	44.4%	59.2%	59.1%	58.1%
% of FP17s for the same patient ID Re-attending between 3 & 9 months - Adults	817	1,540	53.1%	48.7%	51.7%	50.6%
% of FP17s for Band 1 Urgent Courses	109	1,694	6.4%	9.2%	8.0%	9.1%
% of FP17s Relating to Free Repair or Replacements	11	1,694	0.6%	0.8%	0.8%	0.8%
% of FP17s Relating to Continuations	13	1,694	0.8%	1.1%	1.0%	1.1%
% of Patients satisfied with the dentistry they have received	6	6	N/A	91.6%	91.5%	91.4%
% of Patients satisfied with the time they had to wait for an appointment	6	6	N/A	86.8%	88.2%	87.7%

\* This is based on patients treated on this contract for their most recent course of treatment. Figures in italics indicate the base number of FP17s or Patient Questionnaire responses are less than 100. N/A is shown where the base number of responses is less than 10 during the period. % is calculated as Quantity/Base number\*100



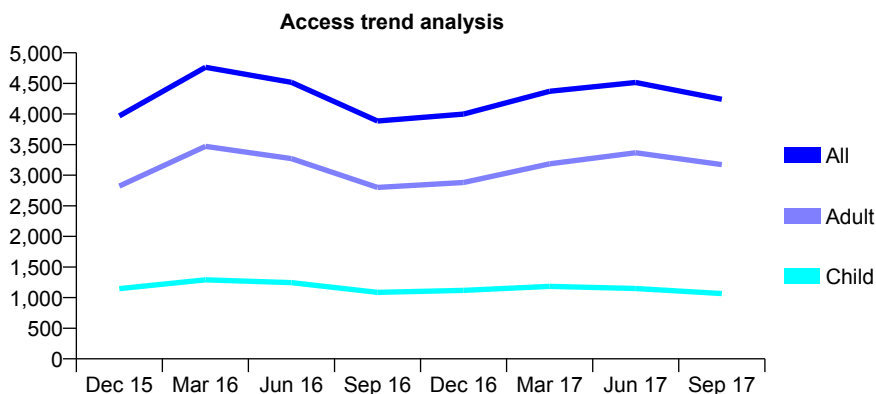
## Q56 - Vital Signs At a Glance Contract Report for 162833/0004 - September 2017

Name or company name	Parish Vaid & Snehal Radia & Sanjay Shah
Contract type name	GDS Contract
Purpose of contract	General
Contract start date	15/11/2013
Contract end date	

17/18 Contracted general activity (UDA)	14,285
Carry forward general activity (UDA)	0
17/18 Contracted orthodontic activity (UOA)	0
Carry forward orthodontic activity (UOA)	0
Baseline contract value	£372,529.88

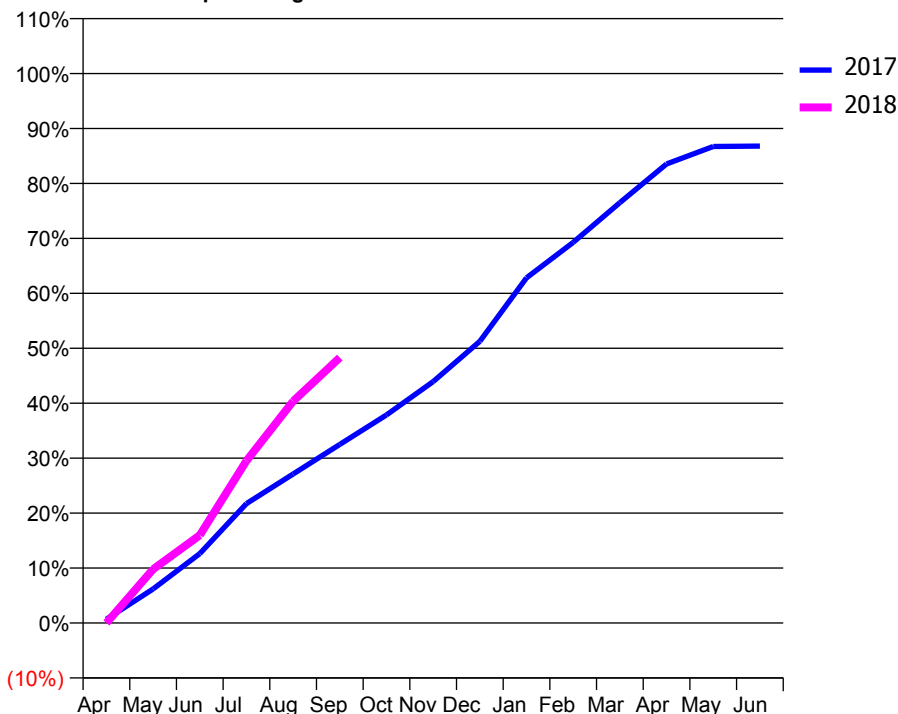
### ACCESS\*

Patients seen in 24 months	Total	Change since previous quarter
Quarter ending September 2016	3,886	
Quarter ending December 2016	3,999	↑
Quarter ending March 2017	4,371	↑
Quarter ending June 2017	4,516	↑
Quarter ending September 2017	4,240	↓
<b>Variance since September 2016</b>	<b>9.1%</b>	<b>↑</b>



### ACTIVITY

Cumulative percentage of contracted UDA delivered 2017 & 2018



Month	Adjusted Scheduled Activity (UDA)	
	2017	2018
April	99	0
May	887	1,399
June	1,803	2,282
July	3,103	4,215
August	3,875	5,765
September	4,644	6,899
October	5,408	
November	6,276	
December	7,324	
January	8,974	
February	9,895	
March	10,929	
April	11,934	
May	12,386	
June	12,399	

### QUALITY

	Quantity	Base Number	Contract	AT	Region	England
% of FP17s for the same patient ID Re-attending within 3 months - Children	41	872	4.7%	10.9%	11.6%	11.9%
% of FP17s for the same patient ID Re-attending within 3 months - Adults	305	2,539	12.0%	14.5%	15.2%	15.9%
% of FP17s for the same patient ID Re-attending between 3 & 9 months - Children	296	872	33.9%	59.2%	59.1%	58.1%
% of FP17s for the same patient ID Re-attending between 3 & 9 months - Adults	601	2,539	23.7%	48.7%	51.7%	50.6%
% of FP17s for Band 1 Urgent Courses	347	2,894	12.0%	9.2%	8.0%	9.1%
% of FP17s Relating to Free Repair or Replacements	25	2,894	0.9%	0.8%	0.8%	0.8%
% of FP17s Relating to Continuations	32	2,894	1.1%	1.1%	1.0%	1.1%
% of Patients satisfied with the dentistry they have received	5	6	N/A	91.6%	91.5%	91.4%
% of Patients satisfied with the time they had to wait for an appointment	5	6	N/A	86.8%	88.2%	87.7%

\* This is based on patients treated on this contract for their most recent course of treatment. Figures in italics indicate the base number of FP17s or Patient Questionnaire responses are less than 100. N/A is shown where the base number of responses is less than 10 during the period. % is calculated as Quantity/Base number\*100

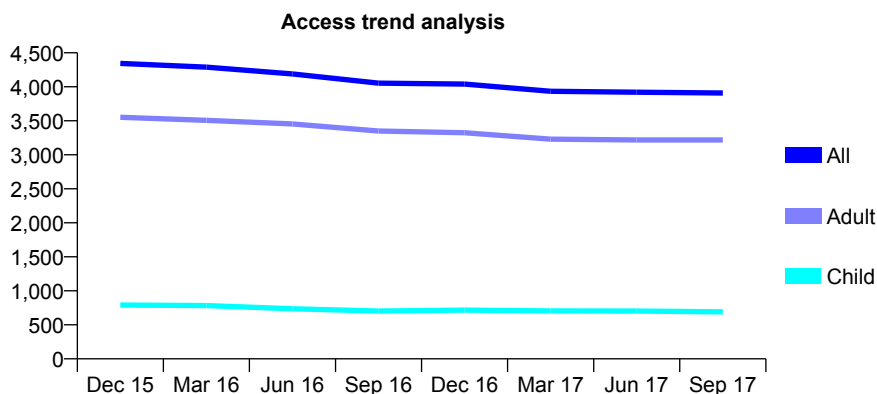
## Q56 - Vital Signs At a Glance Contract Report for 162833/0005 - September 2017

Name or company name	Parish Vaid & Snehal Radia & Sanjay Shah
Contract type name	Pilot Contract
Purpose of contract	General
Contract start date	15/11/2013
Contract end date	

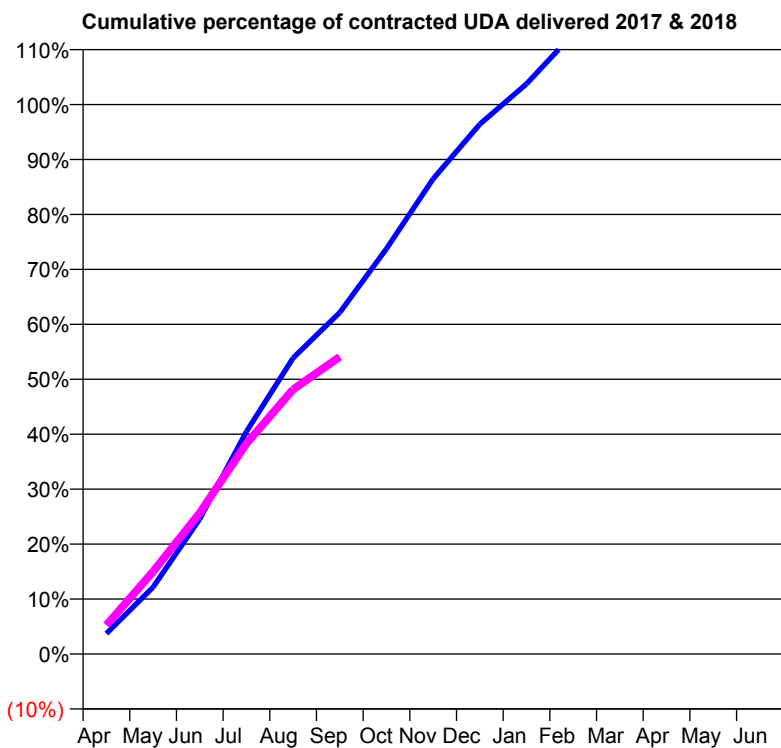
17/18 Contracted general activity (UDA)	7,509
Carry forward general activity (UDA)	0
17/18 Contracted orthodontic activity (UOA)	0
Carry forward orthodontic activity (UOA)	0
Baseline contract value	£301,522.28

### ACCESS\*

Patients seen in 24 months	Total	Change since previous quarter
Quarter ending September 2016	4,053	
Quarter ending December 2016	4,041	→
Quarter ending March 2017	3,935	↓
Quarter ending June 2017	3,921	→
Quarter ending September 2017	3,909	→
<b>Variance since September 2016</b>	<b>(3.6%)</b>	<b>↓</b>



### ACTIVITY



Month	Adjusted Scheduled Activity (UDA)	
	2017	2018
April	279	395
May	914	1,127
June	1,847	1,929
July	3,040	2,877
August	4,047	3,617
September	4,667	4,061
October	5,538	-
November	6,494	-
December	7,240	-
January	7,791	-
February	8,472	-
March	9,271	-
April	9,654	-
May	9,659	-
June	9,663	-

### QUALITY

	Quantity	Base Number	Contract	AT	Region	England
% of FP17s for the same patient ID Re-attending within 3 months - Children	26	512	5.1%	10.9%	11.6%	11.9%
% of FP17s for the same patient ID Re-attending within 3 months - Adults	410	2,323	17.6%	14.5%	15.2%	15.9%
% of FP17s for the same patient ID Re-attending between 3 & 9 months - Children	325	512	63.5%	59.2%	59.1%	58.1%
% of FP17s for the same patient ID Re-attending between 3 & 9 months - Adults	1,175	2,323	50.6%	48.7%	51.7%	50.6%
% of FP17s for Band 1 Urgent Courses	262	2,542	10.3%	9.2%	8.0%	9.1%
% of FP17s Relating to Free Repair or Replacements	9	2,542	0.4%	0.8%	0.8%	0.8%
% of FP17s Relating to Continuations	73	2,542	2.9%	1.1%	1.0%	1.1%
% of Patients satisfied with the dentistry they have received	3	4	N/A	91.6%	91.5%	91.4%
% of Patients satisfied with the time they had to wait for an appointment	3	4	N/A	86.8%	88.2%	87.7%

\* This is based on patients treated on this contract for their most recent course of treatment. Figures in italics indicate the base number of FP17s or Patient Questionnaire responses are less than 100. N/A is shown where the base number of responses is less than 10 during the period. % is calculated as Quantity/Base number\*100

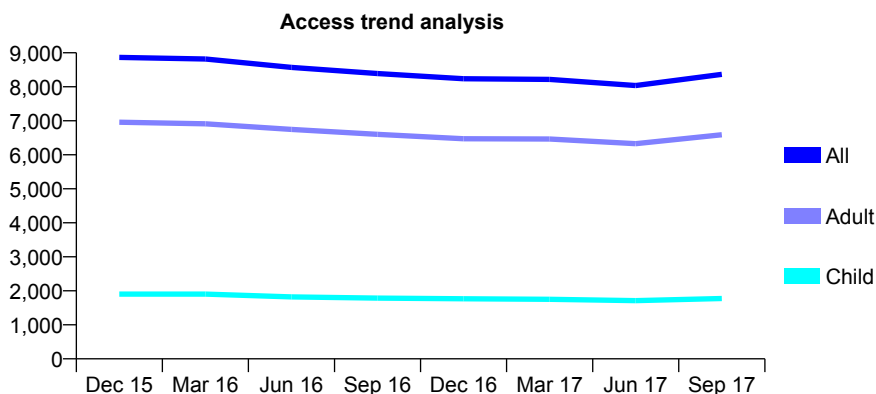
## Q56 - Vital Signs At a Glance Contract Report for 162981/0001 - September 2017

Name or company name	Esmerelle Limited
Contract type name	GDS Contract
Purpose of contract	General and Orthodontic
Contract start date	01/08/2011
Contract end date	

17/18 Contracted general activity (UDA)	28,860
Carry forward general activity (UDA)	0
17/18 Contracted orthodontic activity (UOA)	64
Carry forward orthodontic activity (UOA)	0
Baseline contract value	£749,541.43

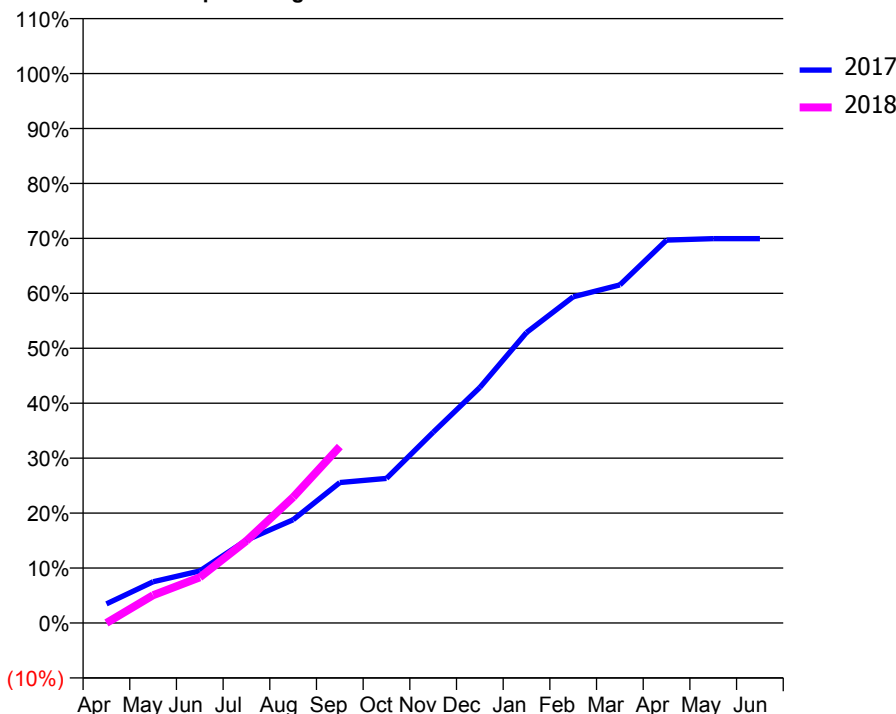
### ACCESS\*

Patients seen in 24 months	Total	Change since previous quarter
Quarter ending September 2016	8,390	
Quarter ending December 2016	8,238	↓
Quarter ending March 2017	8,217	→
Quarter ending June 2017	8,037	↓
Quarter ending September 2017	8,365	↑
<b>Variance since September 2016</b>	<b>(0.3%)</b>	→



### ACTIVITY

Cumulative percentage of contracted UDA delivered 2017 & 2018



Month	Adjusted Scheduled Activity (UDA)	
	2017	2018
April	1,002	0
May	2,164	1,457
June	2,733	2,401
July	4,354	4,317
August	5,422	6,608
September	7,380	9,272
October	7,593	
November	10,019	
December	12,370	
January	15,259	
February	17,136	
March	17,759	
April	20,113	
May	20,188	
June	20,184	

### QUALITY

	Quantity	Base Number	Contract	AT	Region	England
% of FP17s for the same patient ID Re-attending within 3 months - Children	69	1,457	4.7%	10.9%	11.6%	11.9%
% of FP17s for the same patient ID Re-attending within 3 months - Adults	453	4,791	9.5%	14.5%	15.2%	15.9%
% of FP17s for the same patient ID Re-attending between 3 & 9 months - Children	952	1,457	65.3%	59.2%	59.1%	58.1%
% of FP17s for the same patient ID Re-attending between 3 & 9 months - Adults	2,461	4,791	51.4%	48.7%	51.7%	50.6%
% of FP17s for Band 1 Urgent Courses	306	5,013	6.1%	9.2%	8.0%	9.1%
% of FP17s Relating to Free Repair or Replacements	26	5,013	0.5%	0.8%	0.8%	0.8%
% of FP17s Relating to Continuations	7	5,013	0.1%	1.1%	1.0%	1.1%
% of Patients satisfied with the dentistry they have received	10	10	100.0%	91.6%	91.5%	91.4%
% of Patients satisfied with the time they had to wait for an appointment	10	10	100.0%	86.8%	88.2%	87.7%

\* This is based on patients treated on this contract for their most recent course of treatment. Figures in italics indicate the base number of FP17s or Patient Questionnaire responses are less than 100. N/A is shown where the base number of responses is less than 10 during the period. % is calculated as Quantity/Base number\*100

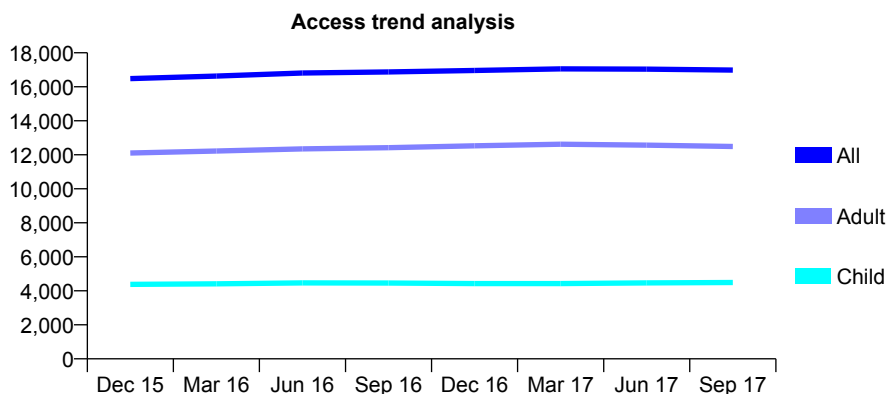
## Q56 - Vital Signs At a Glance Contract Report for 163570/0001 - September 2017

Name or company name	Chequer Hall Dental Practice
Contract type name	GDS Contract
Purpose of contract	General
Contract start date	01/04/2011
Contract end date	

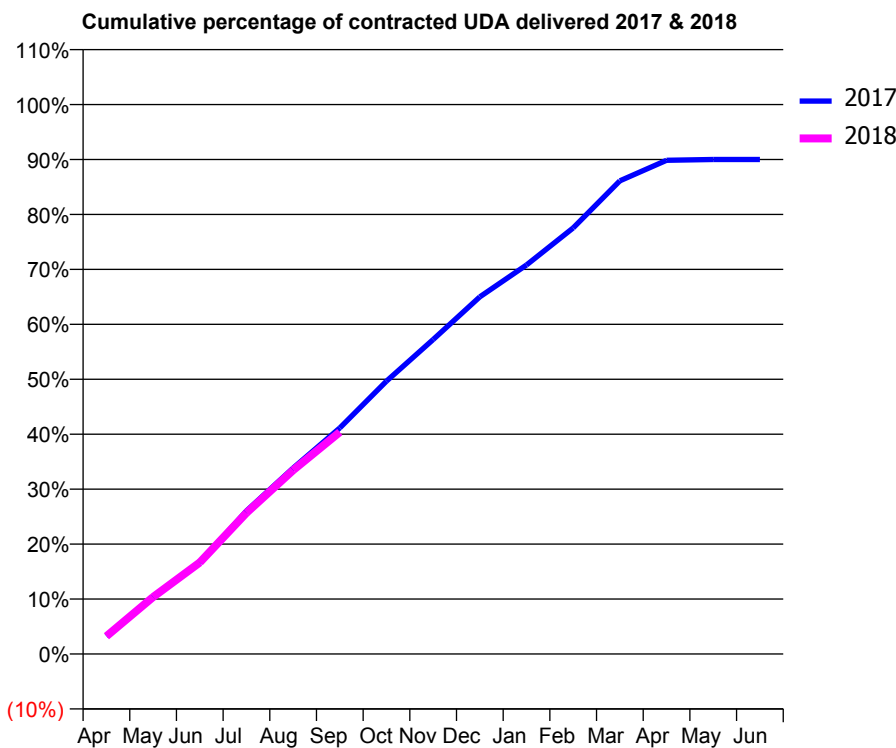
17/18 Contracted general activity (UDA)	48,026
Carry forward general activity (UDA)	0
17/18 Contracted orthodontic activity (UOA)	0
Carry forward orthodontic activity (UOA)	0
Baseline contract value	£1,448,280.85

### ACCESS\*

Patients seen in 24 months	Total	Change since previous quarter
Quarter ending September 2016	16,874	
Quarter ending December 2016	16,960	→
Quarter ending March 2017	17,054	→
Quarter ending June 2017	17,040	→
Quarter ending September 2017	16,987	→
<b>Variance since September 2016</b>	<b>0.7%</b>	<b>→</b>



### ACTIVITY



Month	Adjusted Scheduled Activity (UDA)	
	2017	2018
April	1,557	1,560
May	5,031	4,982
June	7,977	8,006
July	12,507	12,333
August	16,251	16,063
September	19,760	19,398
October	23,852	
November	27,490	
December	31,216	
January	33,996	
February	37,247	
March	41,352	
April	43,149	
May	43,224	
June	43,223	

### QUALITY

	Quantity	Base Number	Contract	AT	Region	England
% of FP17s for the same patient ID Re-attending within 3 months - Children	185	3,444	5.4%	10.9%	11.6%	11.9%
% of FP17s for the same patient ID Re-attending within 3 months - Adults	773	7,718	10.0%	14.5%	15.2%	15.9%
% of FP17s for the same patient ID Re-attending between 3 & 9 months - Children	1,961	3,444	56.9%	59.2%	59.1%	58.1%
% of FP17s for the same patient ID Re-attending between 3 & 9 months - Adults	3,410	7,718	44.2%	48.7%	51.7%	50.6%
% of FP17s for Band 1 Urgent Courses	236	10,303	2.3%	9.2%	8.0%	9.1%
% of FP17s Relating to Free Repair or Replacements	74	10,303	0.7%	0.8%	0.8%	0.8%
% of FP17s Relating to Continuations	236	10,303	2.3%	1.1%	1.0%	1.1%
% of Patients satisfied with the dentistry they have received	13	14	92.9%	91.6%	91.5%	91.4%
% of Patients satisfied with the time they had to wait for an appointment	12	14	85.7%	86.8%	88.2%	87.7%

\* This is based on patients treated on this contract for their most recent course of treatment. Figures in italics indicate the base number of FP17s or Patient Questionnaire responses are less than 100. N/A is shown where the base number of responses is less than 10 during the period. % is calculated as Quantity/Base number\*100

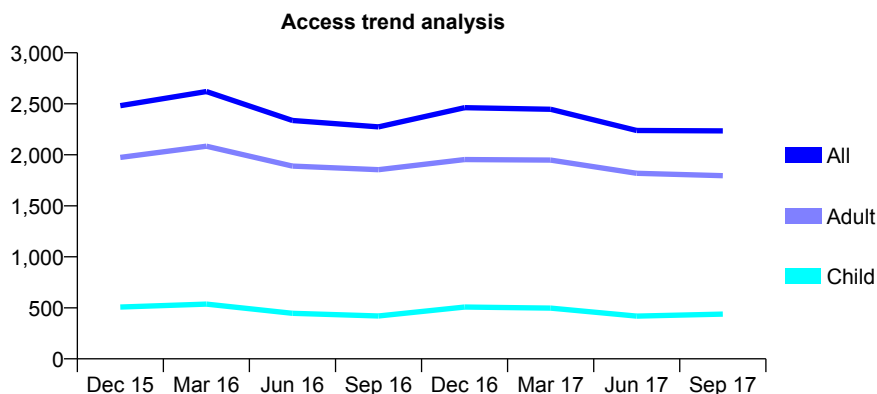
## Q56 - Vital Signs At a Glance Contract Report for 167231/0001 - September 2017

Name or company name	Christopher Sprinz and Victoria Victorova
Contract type name	GDS Contract
Purpose of contract	General
Contract start date	12/10/2009
Contract end date	

17/18 Contracted general activity (UDA)	6,208
Carry forward general activity (UDA)	0
17/18 Contracted orthodontic activity (UOA)	0
Carry forward orthodontic activity (UOA)	0
Baseline contract value	£215,824.96

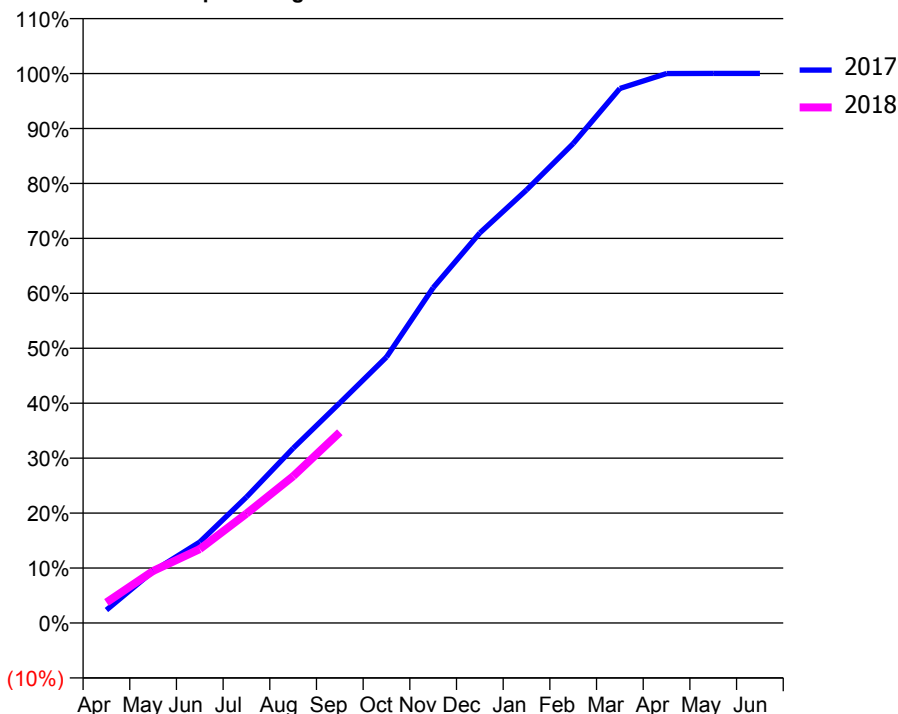
### ACCESS\*

Patients seen in 24 months	Total	Change since previous quarter
Quarter ending September 2016	2,274	
Quarter ending December 2016	2,462	↑
Quarter ending March 2017	2,447	→
Quarter ending June 2017	2,238	↓
Quarter ending September 2017	2,234	→
<b>Variance since September 2016</b>	<b>(1.8%)</b>	<b>↓</b>



### ACTIVITY

Cumulative percentage of contracted UDA delivered 2017 & 2018



Month	Adjusted Scheduled Activity (UDA)	
	2017	2018
April	147	232
May	585	589
June	916	835
July	1,423	1,236
August	1,974	1,658
September	2,486	2,156
October	3,005	
November	3,788	
December	4,407	
January	4,893	
February	5,416	
March	6,038	
April	6,207	
May	6,208	
June	6,208	

### QUALITY

	Quantity	Base Number	Contract	AT	Region	England
% of FP17s for the same patient ID Re-attending within 3 months - Children	16	376	4.3%	10.9%	11.6%	11.9%
% of FP17s for the same patient ID Re-attending within 3 months - Adults	78	1,051	7.4%	14.5%	15.2%	15.9%
% of FP17s for the same patient ID Re-attending between 3 & 9 months - Children	203	376	54.0%	59.2%	59.1%	58.1%
% of FP17s for the same patient ID Re-attending between 3 & 9 months - Adults	455	1,051	43.3%	48.7%	51.7%	50.6%
% of FP17s for Band 1 Urgent Courses	23	1,347	1.7%	9.2%	8.0%	9.1%
% of FP17s Relating to Free Repair or Replacements	15	1,347	1.1%	0.8%	0.8%	0.8%
% of FP17s Relating to Continuations	17	1,347	1.3%	1.1%	1.0%	1.1%
% of Patients satisfied with the dentistry they have received	7	7	N/A	91.6%	91.5%	91.4%
% of Patients satisfied with the time they had to wait for an appointment	6	7	N/A	86.8%	88.2%	87.7%

\* This is based on patients treated on this contract for their most recent course of treatment. Figures in italics indicate the base number of FP17s or Patient Questionnaire responses are less than 100. N/A is shown where the base number of responses is less than 10 during the period. % is calculated as Quantity/Base number\*100

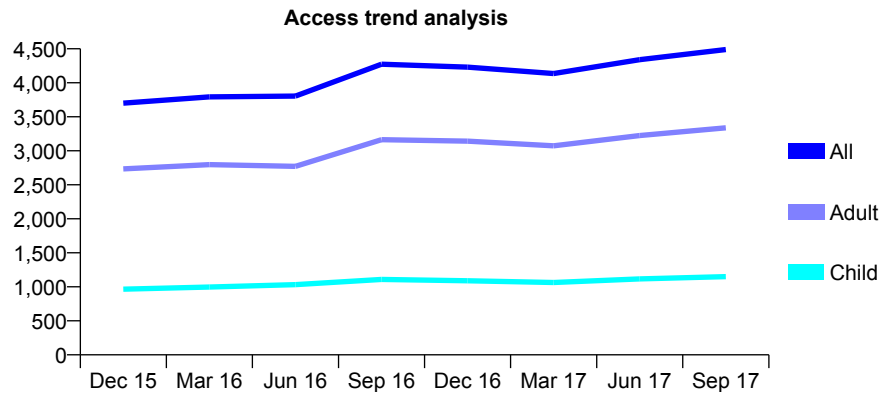
## Q56 - Vital Signs At a Glance Contract Report for 167231/0002 - September 2017

Name or company name	Christopher Sprinz and Victoria Victorova
Contract type name	GDS Contract
Purpose of contract	General
Contract start date	12/10/2009
Contract end date	

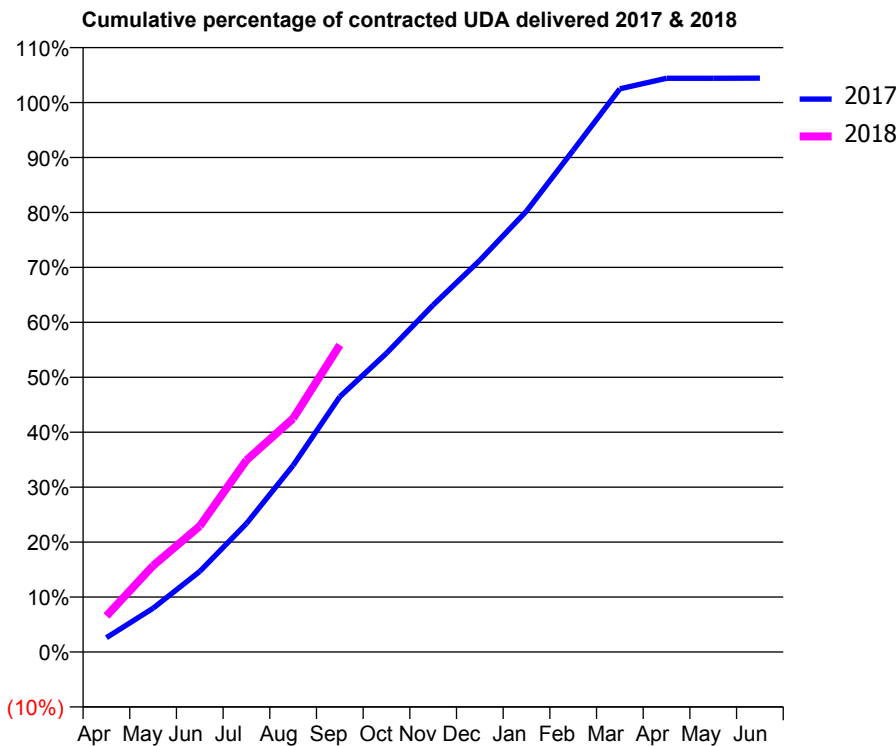
17/18 Contracted general activity (UDA)	11,708
Carry forward general activity (UDA)	-234
17/18 Contracted orthodontic activity (UOA)	0
Carry forward orthodontic activity (UOA)	0
Baseline contract value	£322,286.32

### ACCESS\*

Patients seen in 24 months	Total	Change since previous quarter
Quarter ending September 2016	4,273	
Quarter ending December 2016	4,231	→
Quarter ending March 2017	4,136	↓
Quarter ending June 2017	4,341	↑
Quarter ending September 2017	4,489	↑
<b>Variance since September 2016</b>	<b>5.1%</b>	<b>↑</b>



### ACTIVITY



Month	Adjusted Scheduled Activity (UDA)	
	2017	2018
April	306	767
May	934	1,840
June	1,718	2,684
July	2,739	4,087
August	3,977	4,978
September	5,439	6,543
October	6,365	
November	7,394	
December	8,345	
January	9,394	
February	10,689	
March	12,001	
April	12,224	
May	12,225	
June	12,226	

### QUALITY

	Quantity	Base Number	Contract	AT	Region	England
% of FP17s for the same patient ID Re-attending within 3 months - Children	54	961	5.6%	10.9%	11.6%	11.9%
% of FP17s for the same patient ID Re-attending within 3 months - Adults	275	2,516	10.9%	14.5%	15.2%	15.9%
% of FP17s for the same patient ID Re-attending between 3 & 9 months - Children	547	961	56.9%	59.2%	59.1%	58.1%
% of FP17s for the same patient ID Re-attending between 3 & 9 months - Adults	1,311	2,516	52.1%	48.7%	51.7%	50.6%
% of FP17s for Band 1 Urgent Courses	165	3,388	4.9%	9.2%	8.0%	9.1%
% of FP17s Relating to Free Repair or Replacements	4	3,388	0.1%	0.8%	0.8%	0.8%
% of FP17s Relating to Continuations	67	3,388	2.0%	1.1%	1.0%	1.1%
% of Patients satisfied with the dentistry they have received	4	4	N/A	91.6%	91.5%	91.4%
% of Patients satisfied with the time they had to wait for an appointment	4	4	N/A	86.8%	88.2%	87.7%

\* This is based on patients treated on this contract for their most recent course of treatment. Figures in italics indicate the base number of FP17s or Patient Questionnaire responses are less than 100. N/A is shown where the base number of responses is less than 10 during the period. % is calculated as Quantity/Base number\*100

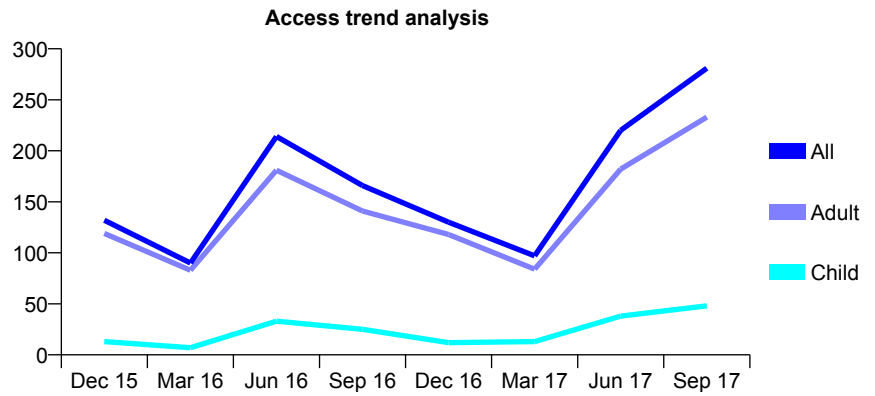
## Q56 - Vital Signs At a Glance Contract Report for 167231/0003 - September 2017

Name or company name	Christopher Sprinz and Victoria Victorova
Contract type name	GDS Contract
Purpose of contract	General
Contract start date	12/10/2009
Contract end date	

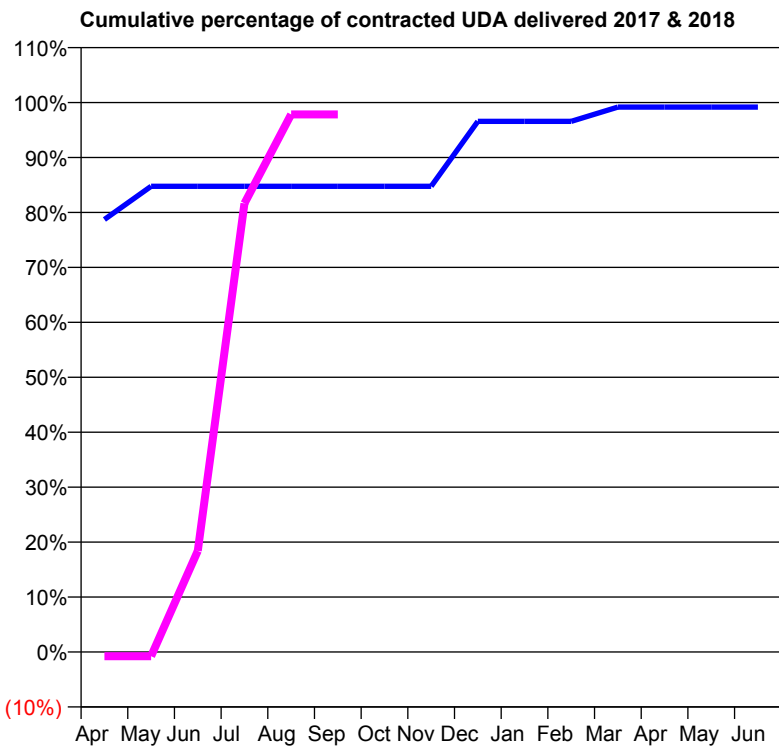
17/18 Contracted general activity (UDA)	500
Carry forward general activity (UDA)	4
17/18 Contracted orthodontic activity (UOA)	0
Carry forward orthodontic activity (UOA)	0
Baseline contract value	£12,592.83

### ACCESS\*

Patients seen in 24 months	Total	Change since previous quarter
Quarter ending September 2016	166	
Quarter ending December 2016	130	↓
Quarter ending March 2017	97	↓
Quarter ending June 2017	220	↑
Quarter ending September 2017	281	↑
<b>Variance since September 2016</b>	<b>69.3%</b>	<b>↑</b>



### ACTIVITY



Adjusted Scheduled Activity (UDA)		
Month	2017	2018
April	394	-4
May	424	-4
June	424	92
July	424	408
August	424	489
September	424	489
October	424	
November	424	
December	483	
January	483	
February	483	
March	496	
April	496	
May	496	
June	496	

### QUALITY

	Quantity	Base Number	Contract	AT	Region	England
% of FP17s for the same patient ID Re-attending within 3 months - Children	2	55	3.6%	10.9%	11.6%	11.9%
% of FP17s for the same patient ID Re-attending within 3 months - Adults	2	223	0.9%	14.5%	15.2%	15.9%
% of FP17s for the same patient ID Re-attending between 3 & 9 months - Children	1	55	1.8%	59.2%	59.1%	58.1%
% of FP17s for the same patient ID Re-attending between 3 & 9 months - Adults	4	223	1.8%	48.7%	51.7%	50.6%
% of FP17s for Band 1 Urgent Courses	1	278	0.4%	9.2%	8.0%	9.1%
% of FP17s Relating to Free Repair or Replacements	1	278	0.4%	0.8%	0.8%	0.8%
% of FP17s Relating to Continuations	8	278	2.9%	1.1%	1.0%	1.1%
% of Patients satisfied with the dentistry they have received	0	1	N/A	91.6%	91.5%	91.4%
% of Patients satisfied with the time they had to wait for an appointment	1	1	N/A	86.8%	88.2%	87.7%

\* This is based on patients treated on this contract for their most recent course of treatment. Figures in italics indicate the base number of FP17s or Patient Questionnaire responses are less than 100. N/A is shown where the base number of responses is less than 10 during the period. % is calculated as Quantity/Base number\*100

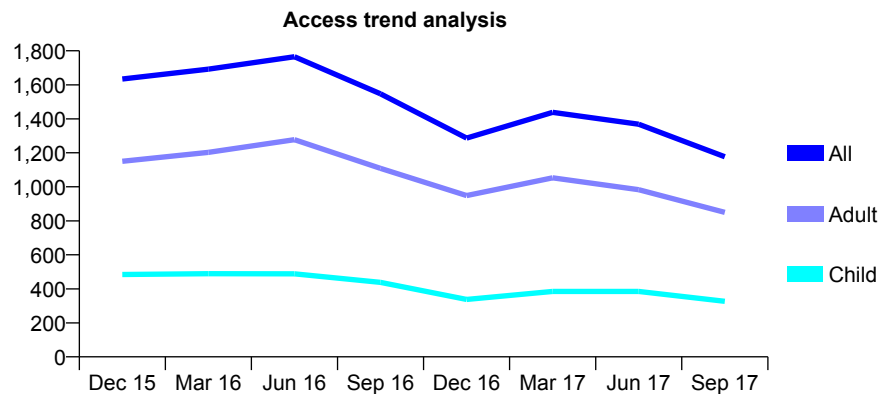
## Q56 - Vital Signs At a Glance Contract Report for 167231/0004 - September 2017

Name or company name	Christopher Sprinz and Victoria Victorova
Contract type name	GDS Contract
Purpose of contract	General
Contract start date	12/10/2009
Contract end date	

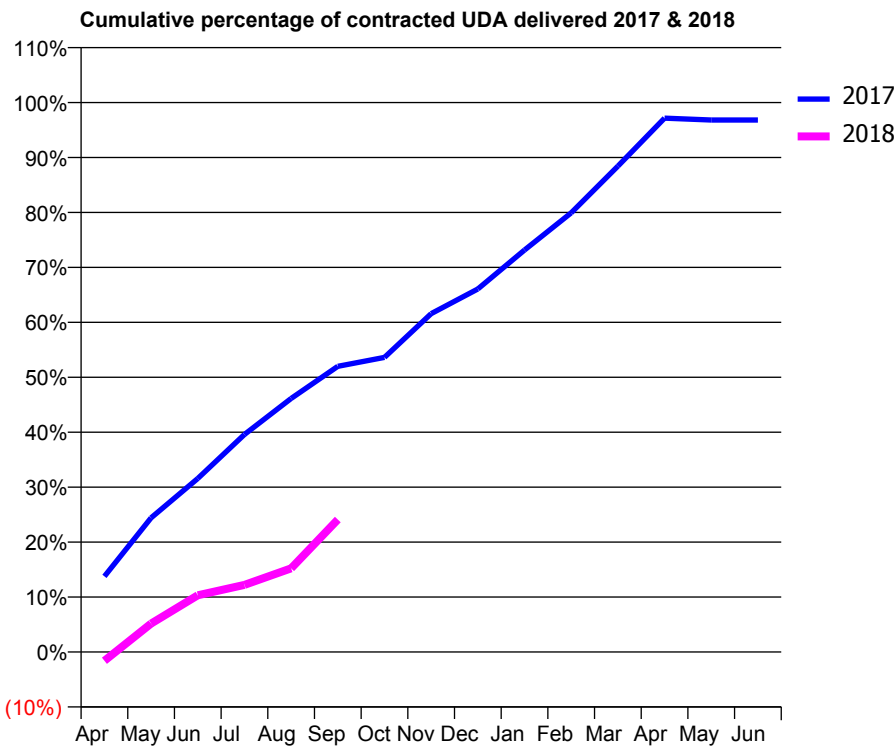
17/18 Contracted general activity (UDA)	4,000
Carry forward general activity (UDA)	128
17/18 Contracted orthodontic activity (UOA)	0
Carry forward orthodontic activity (UOA)	0
Baseline contract value	£100,742.67

### ACCESS\*

Patients seen in 24 months	Total	Change since previous quarter
Quarter ending September 2016	1,547	
Quarter ending December 2016	1,287	↓
Quarter ending March 2017	1,438	↑
Quarter ending June 2017	1,368	↓
Quarter ending September 2017	1,177	↓
<b>Variance since September 2016</b>	<b>(23.9%)</b>	<b>↓</b>



### ACTIVITY



Month	Adjusted Scheduled Activity (UDA)	
	2017	2018
April	551	-65
May	977	207
June	1,263	413
July	1,583	489
August	1,846	609
September	2,080	964
October	2,145	
November	2,463	
December	2,642	
January	2,926	
February	3,197	
March	3,536	
April	3,886	
May	3,872	
June	3,872	

### QUALITY

	Quantity	Base Number	Contract	AT	Region	England
% of FP17s for the same patient ID Re-attending within 3 months - Children	12	293	4.1%	10.9%	11.6%	11.9%
% of FP17s for the same patient ID Re-attending within 3 months - Adults	55	568	9.7%	14.5%	15.2%	15.9%
% of FP17s for the same patient ID Re-attending between 3 & 9 months - Children	86	293	29.4%	59.2%	59.1%	58.1%
% of FP17s for the same patient ID Re-attending between 3 & 9 months - Adults	136	568	23.9%	48.7%	51.7%	50.6%
% of FP17s for Band 1 Urgent Courses	60	647	9.3%	9.2%	8.0%	9.1%
% of FP17s Relating to Free Repair or Replacements	3	647	0.5%	0.8%	0.8%	0.8%
% of FP17s Relating to Continuations	10	647	1.5%	1.1%	1.0%	1.1%
% of Patients satisfied with the dentistry they have received	1	2	N/A	91.6%	91.5%	91.4%
% of Patients satisfied with the time they had to wait for an appointment	1	2	N/A	86.8%	88.2%	87.7%

\* This is based on patients treated on this contract for their most recent course of treatment. Figures in italics indicate the base number of FP17s or Patient Questionnaire responses are less than 100. N/A is shown where the base number of responses is less than 10 during the period. % is calculated as Quantity/Base number\*100



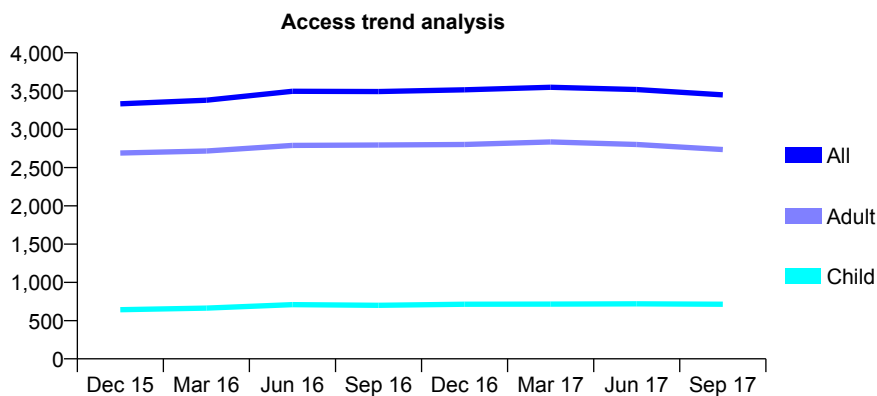
## Q56 - Vital Signs At a Glance Contract Report for 168300/0001 - September 2017

Name or company name	Witard Dental Practice
Contract type name	GDS Contract
Purpose of contract	General
Contract start date	05/05/2011
Contract end date	

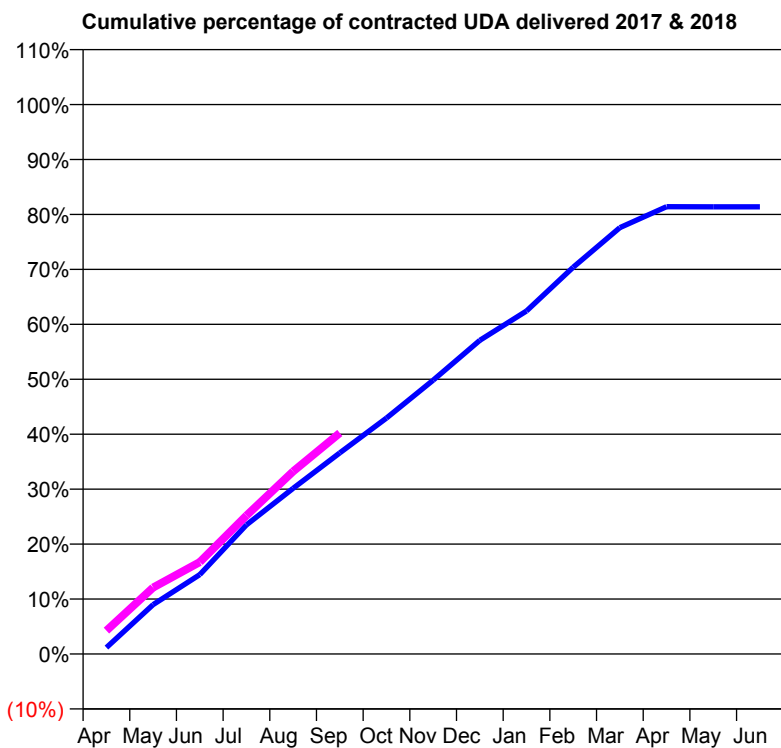
17/18 Contracted general activity (UDA)	13,132
Carry forward general activity (UDA)	0
17/18 Contracted orthodontic activity (UOA)	0
Carry forward orthodontic activity (UOA)	0
Baseline contract value	£313,714.64

### ACCESS\*

Patients seen in 24 months	Total	Change since previous quarter
Quarter ending September 2016	3,493	
Quarter ending December 2016	3,516	→
Quarter ending March 2017	3,549	→
Quarter ending June 2017	3,520	→
Quarter ending September 2017	3,450	↓
<b>Variance since September 2016</b>	<b>(1.2%)</b>	<b>↓</b>



### ACTIVITY



Month	Adjusted Scheduled Activity (UDA)	
	2017	2018
April	156	561
May	1,181	1,587
June	1,898	2,199
July	3,085	3,310
August	3,959	4,366
September	4,806	5,283
October	5,639	
November	6,543	
December	7,495	
January	8,197	
February	9,243	
March	10,191	
April	10,690	
May	10,686	
June	10,686	

### QUALITY

	Quantity	Base Number	Contract	AT	Region	England
% of FP17s for the same patient ID Re-attending within 3 months - Children	49	511	9.6%	10.9%	11.6%	11.9%
% of FP17s for the same patient ID Re-attending within 3 months - Adults	301	2,003	15.0%	14.5%	15.2%	15.9%
% of FP17s for the same patient ID Re-attending between 3 & 9 months - Children	296	511	57.9%	59.2%	59.1%	58.1%
% of FP17s for the same patient ID Re-attending between 3 & 9 months - Adults	1,160	2,003	57.9%	48.7%	51.7%	50.6%
% of FP17s for Band 1 Urgent Courses	114	2,334	4.9%	9.2%	8.0%	9.1%
% of FP17s Relating to Free Repair or Replacements	18	2,334	0.8%	0.8%	0.8%	0.8%
% of FP17s Relating to Continuations	47	2,334	2.0%	1.1%	1.0%	1.1%
% of Patients satisfied with the dentistry they have received	3	3	N/A	91.6%	91.5%	91.4%
% of Patients satisfied with the time they had to wait for an appointment	3	3	N/A	86.8%	88.2%	87.7%

\* This is based on patients treated on this contract for their most recent course of treatment. Figures in italics indicate the base number of FP17s or Patient Questionnaire responses are less than 100. N/A is shown where the base number of responses is less than 10 during the period. % is calculated as Quantity/Base number\*100

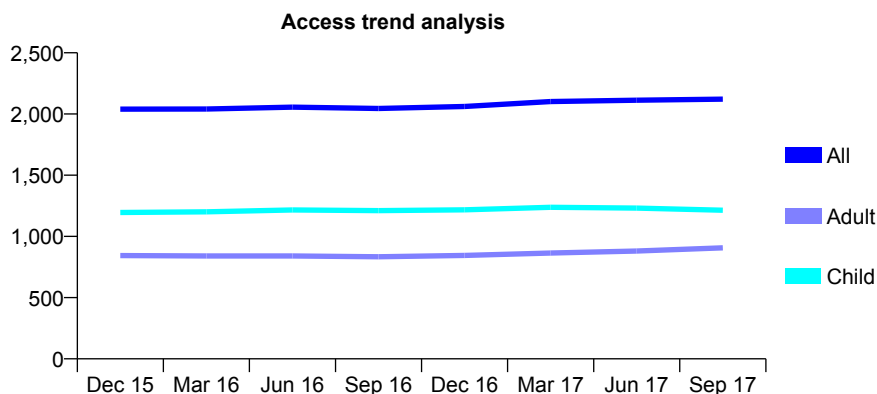
## Q56 - Vital Signs At a Glance Contract Report for 168793/0001 - September 2017

Name or company name	Guildhall Dental Practice
Contract type name	GDS Contract
Purpose of contract	General and Orthodontic
Contract start date	01/04/2011
Contract end date	

17/18 Contracted general activity (UDA)	4,199
Carry forward general activity (UDA)	107
17/18 Contracted orthodontic activity (UOA)	0
Carry forward orthodontic activity (UOA)	0
Baseline contract value	£103,642.59

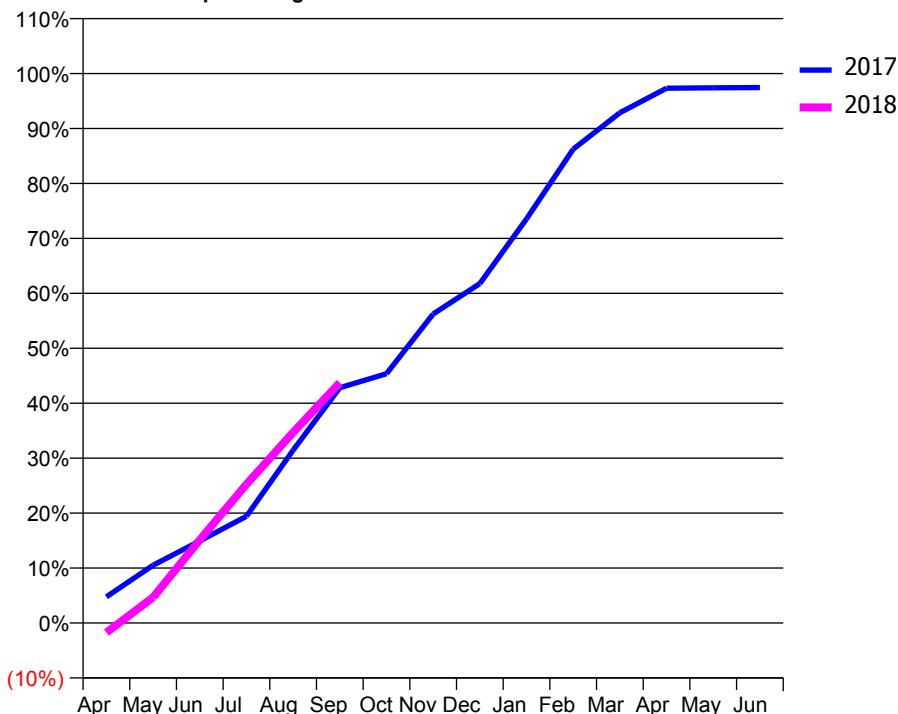
### ACCESS\*

Patients seen in 24 months	Total	Change since previous quarter
Quarter ending September 2016	2,045	
Quarter ending December 2016	2,062	→
Quarter ending March 2017	2,102	→
Quarter ending June 2017	2,113	→
Quarter ending September 2017	2,121	→
<b>Variance since September 2016</b>	<b>3.7%</b>	<b>↑</b>



### ACTIVITY

Cumulative percentage of contracted UDA delivered 2017 & 2018



Month	Adjusted Scheduled Activity (UDA)	
	2017	2018
April	200	-74
May	441	196
June	627	636
July	816	1,060
August	1,321	1,456
September	1,798	1,837
October	1,905	
November	2,362	
December	2,594	
January	3,088	
February	3,621	
March	3,899	
April	4,087	
May	4,090	
June	4,092	

### QUALITY

	Quantity	Base Number	Contract	AT	Region	England
% of FP17s for the same patient ID Re-attending within 3 months - Children	69	1,053	6.6%	10.9%	11.6%	11.9%
% of FP17s for the same patient ID Re-attending within 3 months - Adults	41	573	7.2%	14.5%	15.2%	15.9%
% of FP17s for the same patient ID Re-attending between 3 & 9 months - Children	781	1,053	74.2%	59.2%	59.1%	58.1%
% of FP17s for the same patient ID Re-attending between 3 & 9 months - Adults	388	573	67.7%	48.7%	51.7%	50.6%
% of FP17s for Band 1 Urgent Courses	61	1,494	4.1%	9.2%	8.0%	9.1%
% of FP17s Relating to Free Repair or Replacements	1	1,494	0.1%	0.8%	0.8%	0.8%
% of FP17s Relating to Continuations	2	1,494	0.1%	1.1%	1.0%	1.1%
% of Patients satisfied with the dentistry they have received	1	1	N/A	91.6%	91.5%	91.4%
% of Patients satisfied with the time they had to wait for an appointment	1	1	N/A	86.8%	88.2%	87.7%

\* This is based on patients treated on this contract for their most recent course of treatment. Figures in italics indicate the base number of FP17s or Patient Questionnaire responses are less than 100. N/A is shown where the base number of responses is less than 10 during the period. % is calculated as Quantity/Base number\*100

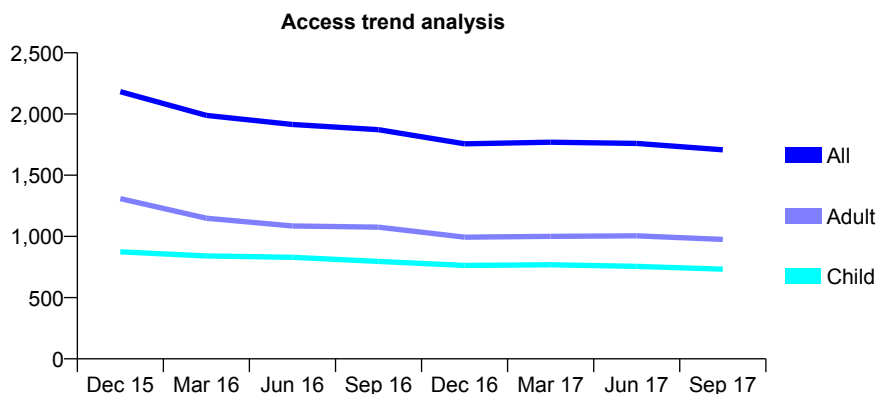
## Q56 - Vital Signs At a Glance Contract Report for 171018/0001 - September 2017

Name or company name	The Hamptons Dental Care
Contract type name	GDS Contract
Purpose of contract	General
Contract start date	01/04/2009
Contract end date	

17/18 Contracted general activity (UDA)	3,694
Carry forward general activity (UDA)	-27
17/18 Contracted orthodontic activity (UOA)	0
Carry forward orthodontic activity (UOA)	0
Baseline contract value	£87,538.94

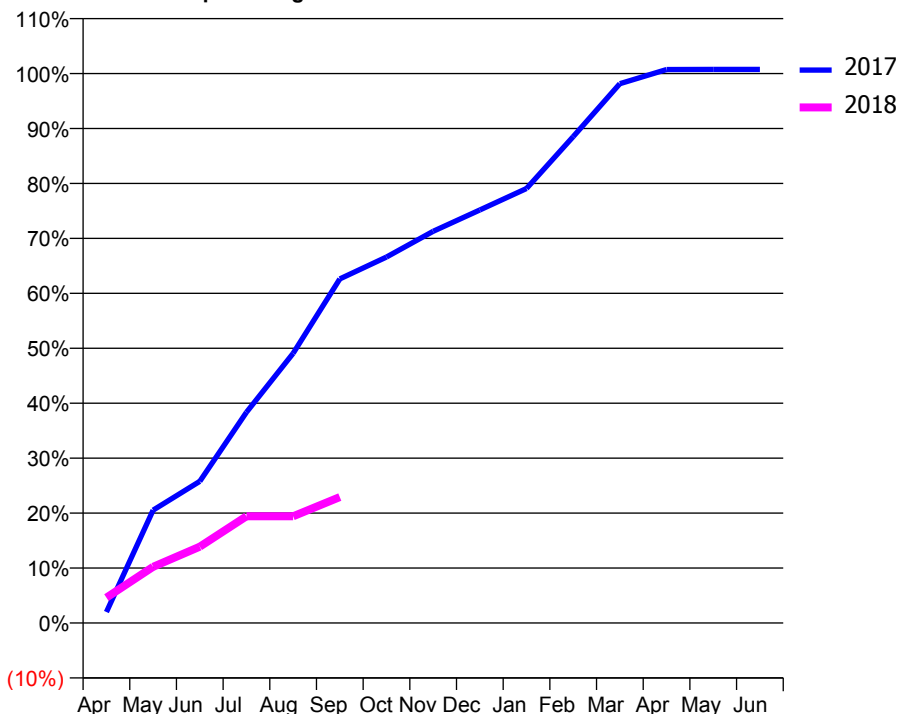
### ACCESS\*

Patients seen in 24 months	Total	Change since previous quarter
Quarter ending September 2016	1,872	
Quarter ending December 2016	1,757	↓
Quarter ending March 2017	1,770	→
Quarter ending June 2017	1,760	→
Quarter ending September 2017	1,708	↓
<b>Variance since September 2016</b>	<b>(8.8%)</b>	<b>↓</b>



### ACTIVITY

Cumulative percentage of contracted UDA delivered 2017 & 2018



Month	Adjusted Scheduled Activity (UDA)	
	2017	2018
April	74	171
May	759	378
June	953	513
July	1,417	718
August	1,813	718
September	2,313	846
October	2,460	
November	2,633	
December	2,777	
January	2,921	
February	3,270	
March	3,625	
April	3,720	
May	3,721	
June	3,721	

### QUALITY

	Quantity	Base Number	Contract	AT	Region	England
% of FP17s for the same patient ID Re-attending within 3 months - Children	8	172	4.7%	10.9%	11.6%	11.9%
% of FP17s for the same patient ID Re-attending within 3 months - Adults	37	242	15.3%	14.5%	15.2%	15.9%
% of FP17s for the same patient ID Re-attending between 3 & 9 months - Children	35	172	20.3%	59.2%	59.1%	58.1%
% of FP17s for the same patient ID Re-attending between 3 & 9 months - Adults	51	242	21.1%	48.7%	51.7%	50.6%
% of FP17s for Band 1 Urgent Courses	57	370	15.4%	9.2%	8.0%	9.1%
% of FP17s Relating to Free Repair or Replacements	0	370	0.0%	0.8%	0.8%	0.8%
% of FP17s Relating to Continuations	0	370	0.0%	1.1%	1.0%	1.1%
% of Patients satisfied with the dentistry they have received	2	2	N/A	91.6%	91.5%	91.4%
% of Patients satisfied with the time they had to wait for an appointment	2	2	N/A	86.8%	88.2%	87.7%

\* This is based on patients treated on this contract for their most recent course of treatment. Figures in italics indicate the base number of FP17s or Patient Questionnaire responses are less than 100. N/A is shown where the base number of responses is less than 10 during the period. % is calculated as Quantity/Base number\*100

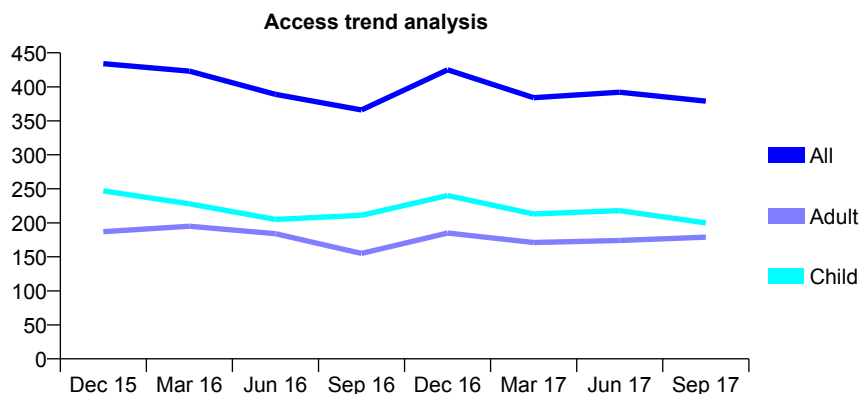
## Q56 - Vital Signs At a Glance Contract Report for 171018/0002 - September 2017

Name or company name	The Hamptons Dental Care
Contract type name	GDS Contract
Purpose of contract	General
Contract start date	01/04/2009
Contract end date	

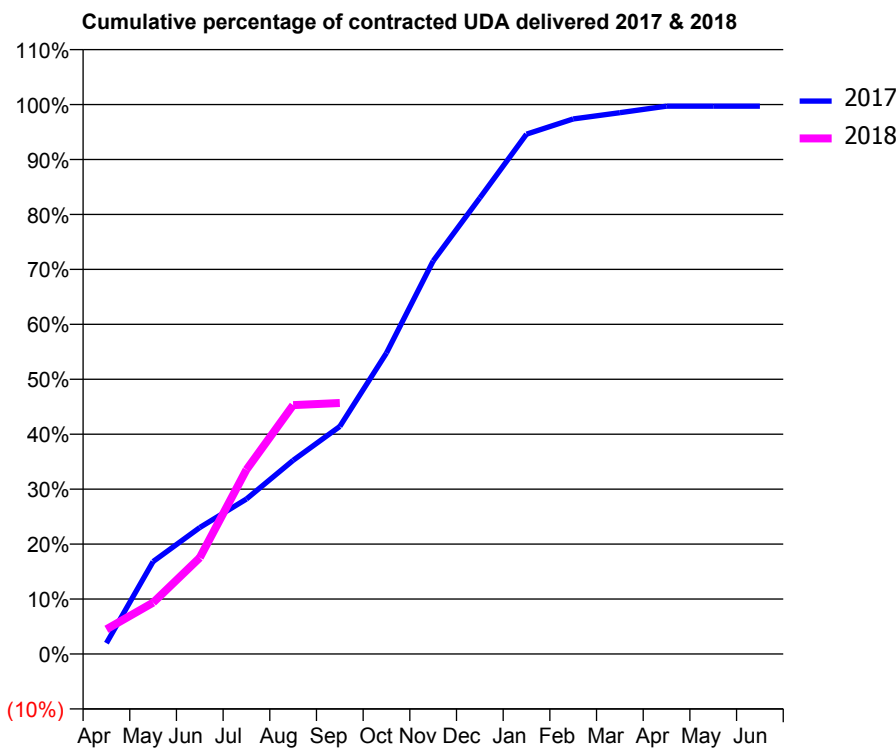
17/18 Contracted general activity (UDA)	806
Carry forward general activity (UDA)	2
17/18 Contracted orthodontic activity (UOA)	0
Carry forward orthodontic activity (UOA)	0
Baseline contract value	£20,299.66

### ACCESS\*

Patients seen in 24 months	Total	Change since previous quarter
Quarter ending September 2016	366	
Quarter ending December 2016	425	↑
Quarter ending March 2017	384	↓
Quarter ending June 2017	392	↑
Quarter ending September 2017	379	↓
<b>Variance since September 2016</b>	<b>3.6%</b>	<b>↑</b>



### ACTIVITY



Month	Adjusted Scheduled Activity (UDA)	
	2017	2018
April	16	36
May	136	75
June	186	141
July	227	270
August	284	365
September	334	368
October	442	
November	577	
December	669	
January	763	
February	785	
March	794	
April	804	
May	804	
June	804	

### QUALITY

	Quantity	Base Number	Contract	AT	Region	England
% of FP17s for the same patient ID Re-attending within 3 months - Children	7	138	5.1%	10.9%	11.6%	11.9%
% of FP17s for the same patient ID Re-attending within 3 months - Adults	16	117	13.7%	14.5%	15.2%	15.9%
% of FP17s for the same patient ID Re-attending between 3 & 9 months - Children	56	138	40.6%	59.2%	59.1%	58.1%
% of FP17s for the same patient ID Re-attending between 3 & 9 months - Adults	14	117	12.0%	48.7%	51.7%	50.6%
% of FP17s for Band 1 Urgent Courses	86	248	34.7%	9.2%	8.0%	9.1%
% of FP17s Relating to Free Repair or Replacements	0	248	0.0%	0.8%	0.8%	0.8%
% of FP17s Relating to Continuations	0	248	0.0%	1.1%	1.0%	1.1%
% of Patients satisfied with the dentistry they have received	0	0	N/A	91.6%	91.5%	91.4%
% of Patients satisfied with the time they had to wait for an appointment	0	0	N/A	86.8%	88.2%	87.7%

\* This is based on patients treated on this contract for their most recent course of treatment. Figures in italics indicate the base number of FP17s or Patient Questionnaire responses are less than 100. N/A is shown where the base number of responses is less than 10 during the period. % is calculated as Quantity/Base number\*100

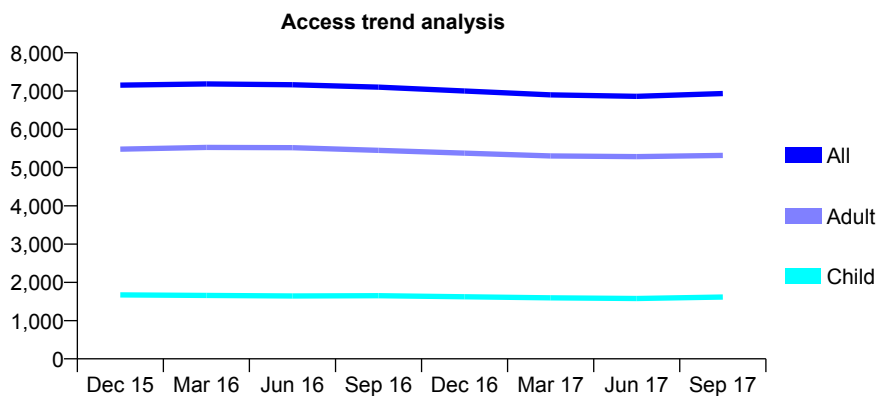
## Q56 - Vital Signs At a Glance Contract Report for 171239/0001 - September 2017

Name or company name	The Loddon Dental Practice
Contract type name	GDS Contract
Purpose of contract	General and Orthodontic
Contract start date	13/10/2007
Contract end date	

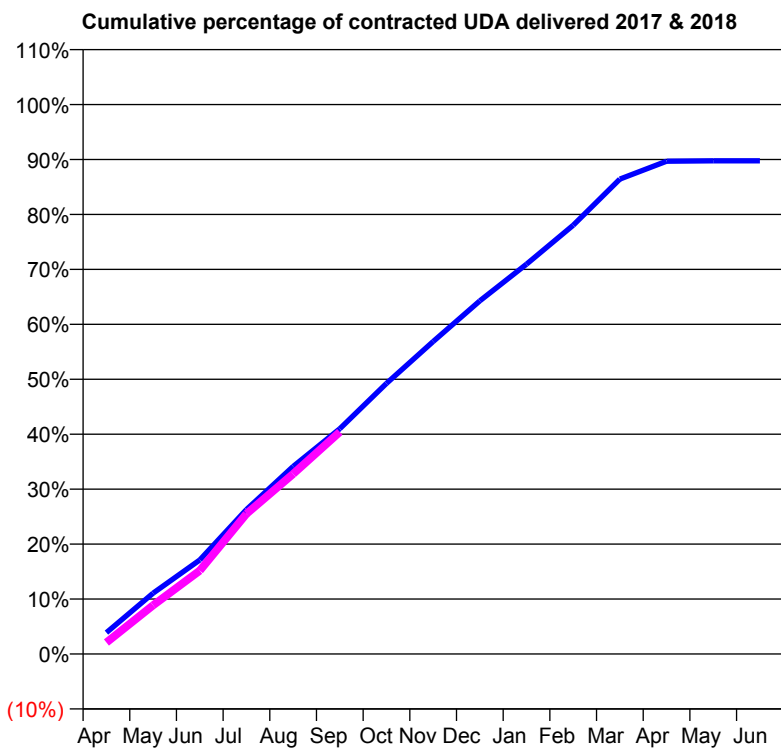
17/18 Contracted general activity (UDA)	18,962
Carry forward general activity (UDA)	65
17/18 Contracted orthodontic activity (UOA)	579
Carry forward orthodontic activity (UOA)	0
Baseline contract value	£522,156.05

### ACCESS\*

Patients seen in 24 months	Total	Change since previous quarter
Quarter ending September 2016	7,101	
Quarter ending December 2016	7,001	↓
Quarter ending March 2017	6,900	↓
Quarter ending June 2017	6,863	→
Quarter ending September 2017	6,934	→
<b>Variance since September 2016</b>	<b>(2.4%)</b>	<b>↓</b>



### ACTIVITY



Month	Adjusted Scheduled Activity (UDA)	
	2017	2018
April	770	400
May	2,193	1,680
June	3,384	2,879
July	5,202	4,839
August	6,751	6,213
September	8,107	7,664
October	9,738	
November	11,246	
December	12,712	
January	14,033	
February	15,430	
March	17,093	
April	17,734	
May	17,749	
June	17,752	

### QUALITY

	Quantity	Base Number	Contract	AT	Region	England
% of FP17s for the same patient ID Re-attending within 3 months - Children	124	1,234	10.0%	10.9%	11.6%	11.9%
% of FP17s for the same patient ID Re-attending within 3 months - Adults	519	3,548	14.6%	14.5%	15.2%	15.9%
% of FP17s for the same patient ID Re-attending between 3 & 9 months - Children	608	1,234	49.3%	59.2%	59.1%	58.1%
% of FP17s for the same patient ID Re-attending between 3 & 9 months - Adults	1,371	3,548	38.6%	48.7%	51.7%	50.6%
% of FP17s for Band 1 Urgent Courses	388	4,410	8.8%	9.2%	8.0%	9.1%
% of FP17s Relating to Free Repair or Replacements	20	4,410	0.5%	0.8%	0.8%	0.8%
% of FP17s Relating to Continuations	89	4,410	2.0%	1.1%	1.0%	1.1%
% of Patients satisfied with the dentistry they have received	22	25	88.0%	91.6%	91.5%	91.4%
% of Patients satisfied with the time they had to wait for an appointment	20	25	80.0%	86.8%	88.2%	87.7%

\* This is based on patients treated on this contract for their most recent course of treatment. Figures in italics indicate the base number of FP17s or Patient Questionnaire responses are less than 100. N/A is shown where the base number of responses is less than 10 during the period. % is calculated as Quantity/Base number\*100

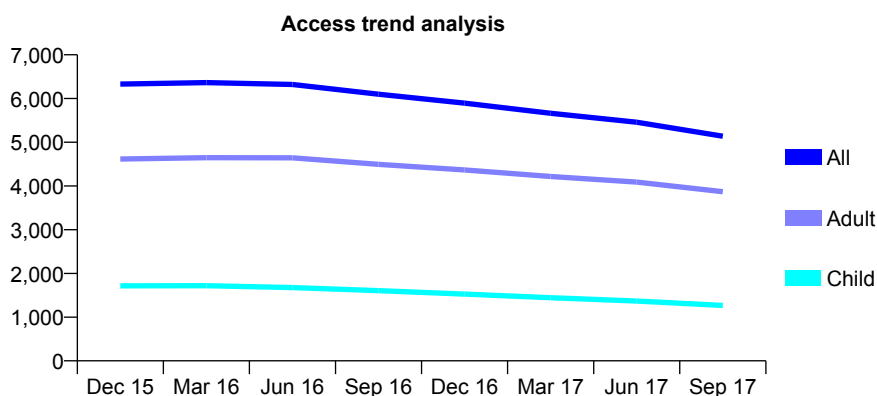
## Q56 - Vital Signs At a Glance Contract Report for 171611/0001 - September 2017

Name or company name	Unnati Limited
Contract type name	GDS Contract
Purpose of contract	General
Contract start date	01/04/2010
Contract end date	

17/18 Contracted general activity (UDA)	22,500
Carry forward general activity (UDA)	0
17/18 Contracted orthodontic activity (UOA)	0
Carry forward orthodontic activity (UOA)	0
Baseline contract value	£786,419.66

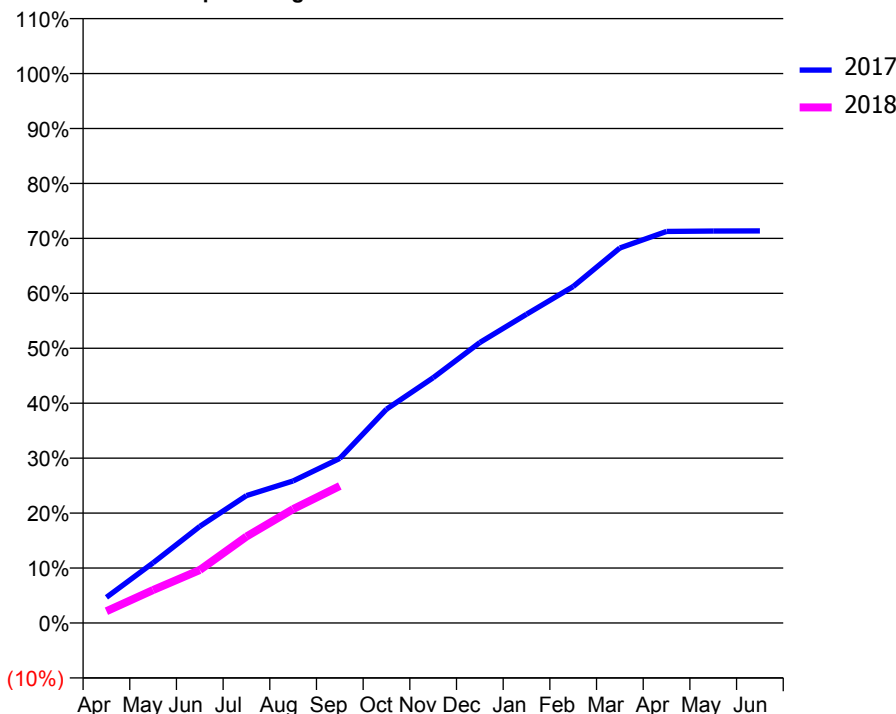
### ACCESS\*

Patients seen in 24 months	Total	Change since previous quarter
Quarter ending September 2016	6,100	
Quarter ending December 2016	5,893	↓
Quarter ending March 2017	5,662	↓
Quarter ending June 2017	5,457	↓
Quarter ending September 2017	5,138	↓
<b>Variance since September 2016</b>	<b>(15.8%)</b>	<b>↓</b>



### ACTIVITY

Cumulative percentage of contracted UDA delivered 2017 & 2018



Month	Adjusted Scheduled Activity (UDA)	
	2017	2018
April	1,051	481
May	2,466	1,352
June	3,955	2,171
July	5,215	3,541
August	5,817	4,665
September	6,742	5,613
October	8,757	
November	10,041	
December	11,484	
January	12,641	
February	13,780	
March	15,357	
April	16,034	
May	16,048	
June	16,054	

### QUALITY

	Quantity	Base Number	Contract	AT	Region	England
% of FP17s for the same patient ID Re-attending within 3 months - Children	53	785	6.8%	10.9%	11.6%	11.9%
% of FP17s for the same patient ID Re-attending within 3 months - Adults	277	2,418	11.5%	14.5%	15.2%	15.9%
% of FP17s for the same patient ID Re-attending between 3 & 9 months - Children	519	785	66.1%	59.2%	59.1%	58.1%
% of FP17s for the same patient ID Re-attending between 3 & 9 months - Adults	1,610	2,418	66.6%	48.7%	51.7%	50.6%
% of FP17s for Band 1 Urgent Courses	149	2,877	5.2%	9.2%	8.0%	9.1%
% of FP17s Relating to Free Repair or Replacements	1	2,877	0.0%	0.8%	0.8%	0.8%
% of FP17s Relating to Continuations	45	2,877	1.6%	1.1%	1.0%	1.1%
% of Patients satisfied with the dentistry they have received	7	7	N/A	91.6%	91.5%	91.4%
% of Patients satisfied with the time they had to wait for an appointment	6	7	N/A	86.8%	88.2%	87.7%

\* This is based on patients treated on this contract for their most recent course of treatment. Figures in italics indicate the base number of FP17s or Patient Questionnaire responses are less than 100. N/A is shown where the base number of responses is less than 10 during the period. % is calculated as Quantity/Base number\*100

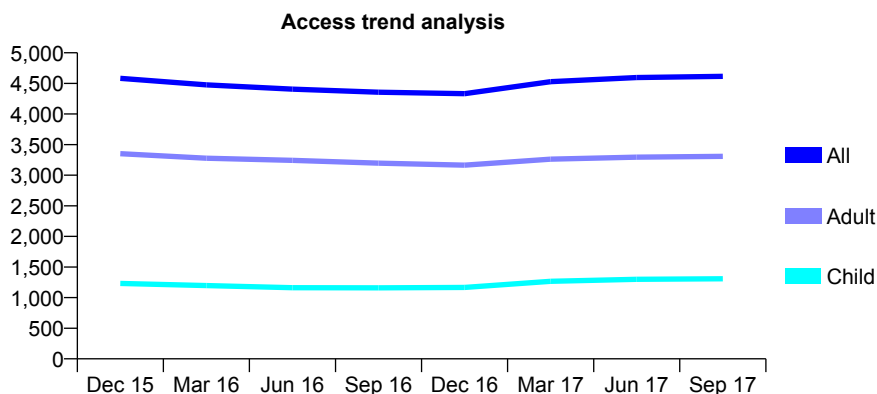
## Q56 - Vital Signs At a Glance Contract Report for 173495/0001 - September 2017

Name or company name	West Earham Dental Health Practice Limited
Contract type name	Pilot Contract
Purpose of contract	General
Contract start date	01/01/2012
Contract end date	

17/18 Contracted general activity (UDA)	15,830
Carry forward general activity (UDA)	0
17/18 Contracted orthodontic activity (UOA)	0
Carry forward orthodontic activity (UOA)	0
Baseline contract value	£355,032.53

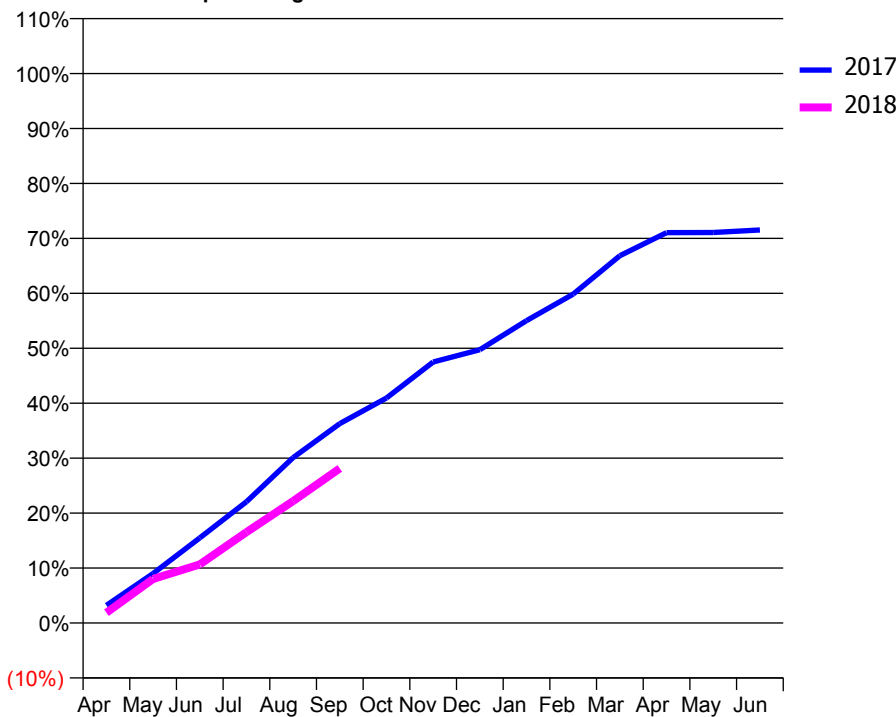
### ACCESS\*

Patients seen in 24 months	Total	Change since previous quarter
Quarter ending September 2016	4,357	
Quarter ending December 2016	4,332	→
Quarter ending March 2017	4,528	↑
Quarter ending June 2017	4,595	→
Quarter ending September 2017	4,616	→
<b>Variance since September 2016</b>	<b>5.9%</b>	<b>↑</b>



### ACTIVITY

Cumulative percentage of contracted UDA delivered 2017 & 2018



Month	Adjusted Scheduled Activity (UDA)	
	2017	2018
April	508	297
May	1,429	1,268
June	2,451	1,688
July	3,492	2,616
August	4,764	3,515
September	5,744	4,455
October	6,483	
November	7,519	
December	7,872	
January	8,709	
February	9,475	
March	10,582	
April	11,247	
May	11,249	
June	11,321	

### QUALITY

	Quantity	Base Number	Contract	AT	Region	England
% of FP17s for the same patient ID Re-attending within 3 months - Children	51	854	6.0%	10.9%	11.6%	11.9%
% of FP17s for the same patient ID Re-attending within 3 months - Adults	139	1,729	8.0%	14.5%	15.2%	15.9%
% of FP17s for the same patient ID Re-attending between 3 & 9 months - Children	424	854	49.6%	59.2%	59.1%	58.1%
% of FP17s for the same patient ID Re-attending between 3 & 9 months - Adults	636	1,729	36.8%	48.7%	51.7%	50.6%
% of FP17s for Band 1 Urgent Courses	83	2,253	3.7%	9.2%	8.0%	9.1%
% of FP17s Relating to Free Repair or Replacements	45	2,253	2.0%	0.8%	0.8%	0.8%
% of FP17s Relating to Continuations	44	2,253	2.0%	1.1%	1.0%	1.1%
% of Patients satisfied with the dentistry they have received	5	6	N/A	91.6%	91.5%	91.4%
% of Patients satisfied with the time they had to wait for an appointment	6	6	N/A	86.8%	88.2%	87.7%

\* This is based on patients treated on this contract for their most recent course of treatment. Figures in italics indicate the base number of FP17s or Patient Questionnaire responses are less than 100. N/A is shown where the base number of responses is less than 10 during the period. % is calculated as Quantity/Base number\*100

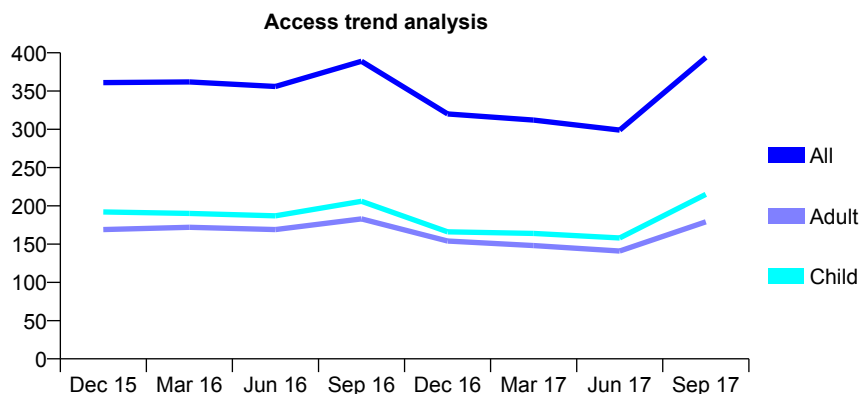
## Q56 - Vital Signs At a Glance Contract Report for 173835/0001 - September 2017

Name or company name	Ian Wood, Julian Perry and Edward Coyle
Contract type name	GDS Contract
Purpose of contract	General
Contract start date	01/12/2013
Contract end date	

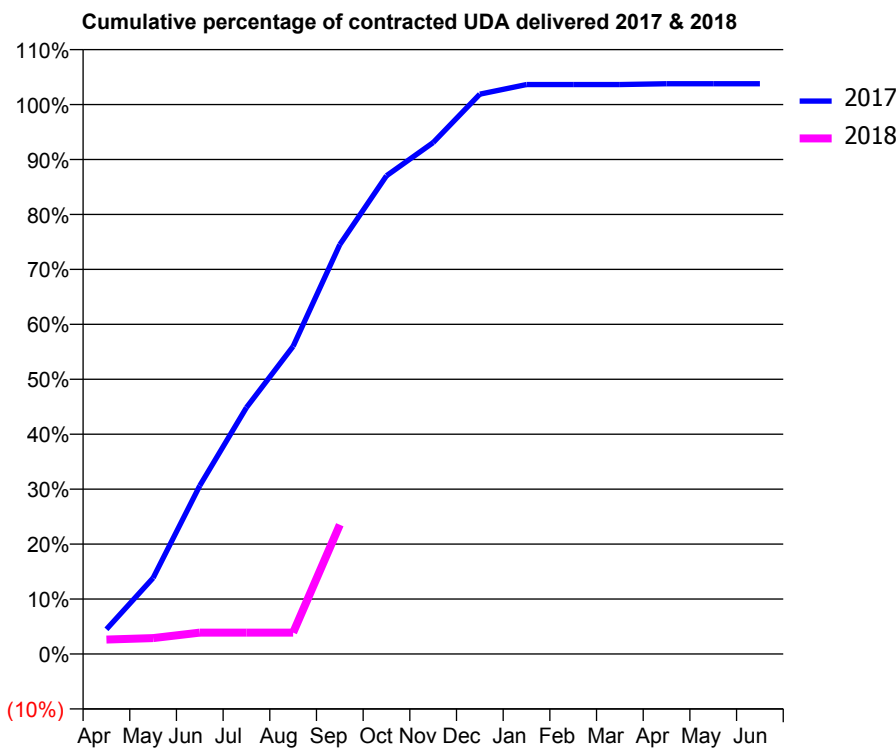
17/18 Contracted general activity (UDA)	800
Carry forward general activity (UDA)	-16
17/18 Contracted orthodontic activity (UOA)	0
Carry forward orthodontic activity (UOA)	0
Baseline contract value	£16,953.61

### ACCESS\*

Patients seen in 24 months	Total	Change since previous quarter
Quarter ending September 2016	389	
Quarter ending December 2016	320	↓
Quarter ending March 2017	312	↓
Quarter ending June 2017	299	↓
Quarter ending September 2017	394	↑
<b>Variance since September 2016</b>	1.3%	→



### ACTIVITY



Month	Adjusted Scheduled Activity (UDA)	
	2017	2018
April	36	21
May	111	23
June	245	31
July	359	31
August	448	31
September	596	188
October	696	
November	745	
December	815	
January	829	
February	829	
March	829	
April	830	
May	830	
June	830	

### QUALITY

	Quantity	Base Number	Contract	AT	Region	England
% of FP17s for the same patient ID Re-attending within 3 months - Children	2	173	1.2%	10.9%	11.6%	11.9%
% of FP17s for the same patient ID Re-attending within 3 months - Adults	7	89	7.9%	14.5%	15.2%	15.9%
% of FP17s for the same patient ID Re-attending between 3 & 9 months - Children	50	173	28.9%	59.2%	59.1%	58.1%
% of FP17s for the same patient ID Re-attending between 3 & 9 months - Adults	25	89	28.1%	48.7%	51.7%	50.6%
% of FP17s for Band 1 Urgent Courses	12	252	4.8%	9.2%	8.0%	9.1%
% of FP17s Relating to Free Repair or Replacements	0	252	0.0%	0.8%	0.8%	0.8%
% of FP17s Relating to Continuations	0	252	0.0%	1.1%	1.0%	1.1%
% of Patients satisfied with the dentistry they have received	0	0	N/A	91.6%	91.5%	91.4%
% of Patients satisfied with the time they had to wait for an appointment	0	0	N/A	86.8%	88.2%	87.7%

\* This is based on patients treated on this contract for their most recent course of treatment. Figures in italics indicate the base number of FP17s or Patient Questionnaire responses are less than 100. N/A is shown where the base number of responses is less than 10 during the period. % is calculated as Quantity/Base number\*100



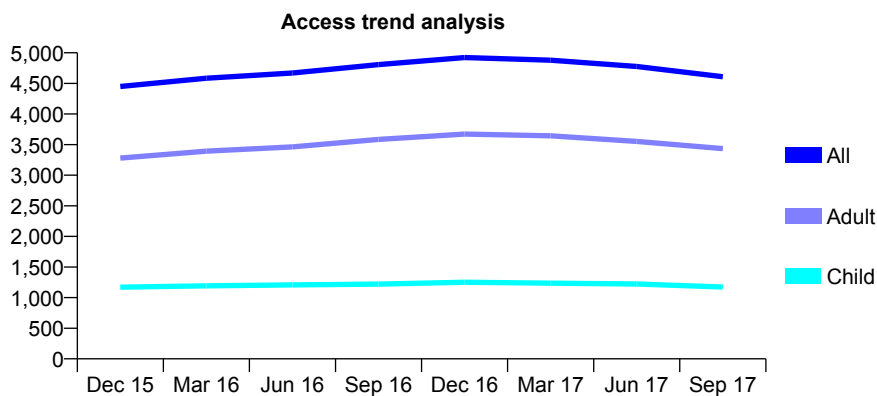
## Q56 - Vital Signs At a Glance Contract Report for 174173/0002 - September 2017

Name or company name	Advance Dental Health Limited
Contract type name	GDS Contract
Purpose of contract	General
Contract start date	01/11/2011
Contract end date	

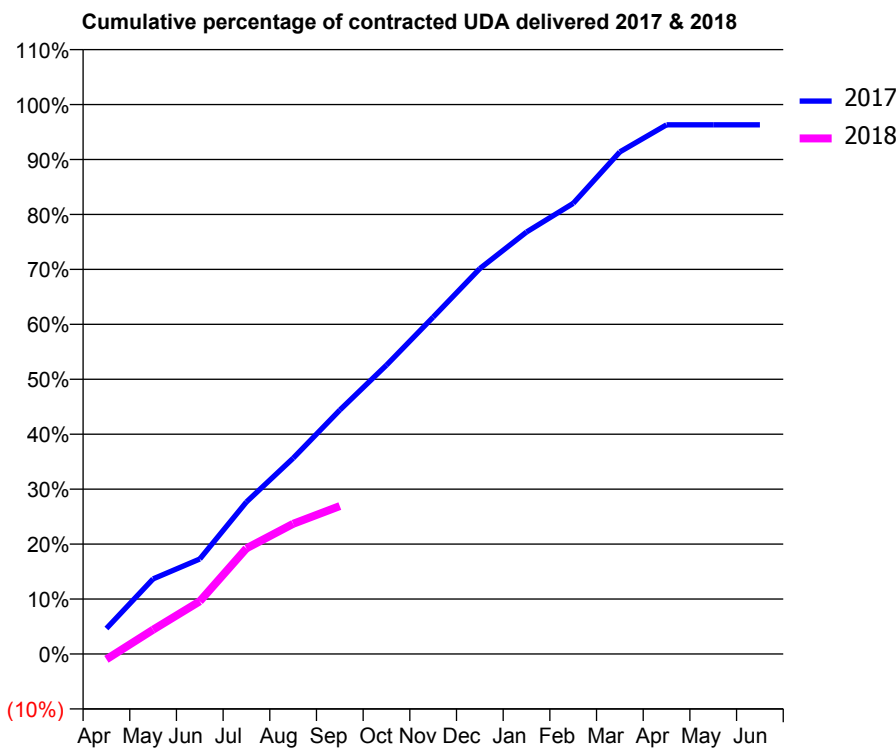
17/18 Contracted general activity (UDA)	13,500
Carry forward general activity (UDA)	498
17/18 Contracted orthodontic activity (UOA)	0
Carry forward orthodontic activity (UOA)	0
Baseline contract value	£332,139.65

### ACCESS\*

Patients seen in 24 months	Total	Change since previous quarter
Quarter ending September 2016	4,808	
Quarter ending December 2016	4,923	↑
Quarter ending March 2017	4,879	→
Quarter ending June 2017	4,776	↓
Quarter ending September 2017	4,608	↓
<b>Variance since September 2016</b>	<b>(4.2%)</b>	<b>↓</b>



### ACTIVITY



Month	Adjusted Scheduled Activity (UDA)	
	2017	2018
April	627	-134
May	1,848	598
June	2,333	1,296
July	3,738	2,595
August	4,812	3,200
September	5,994	3,634
October	7,096	
November	8,276	
December	9,469	
January	10,368	
February	11,071	
March	12,335	
April	13,002	
May	13,002	
June	13,002	

### QUALITY

	Quantity	Base Number	Contract	AT	Region	England
% of FP17s for the same patient ID Re-attending within 3 months - Children	60	617	9.7%	10.9%	11.6%	11.9%
% of FP17s for the same patient ID Re-attending within 3 months - Adults	295	1,691	17.4%	14.5%	15.2%	15.9%
% of FP17s for the same patient ID Re-attending between 3 & 9 months - Children	260	617	42.1%	59.2%	59.1%	58.1%
% of FP17s for the same patient ID Re-attending between 3 & 9 months - Adults	830	1,691	49.1%	48.7%	51.7%	50.6%
% of FP17s for Band 1 Urgent Courses	133	2,044	6.5%	9.2%	8.0%	9.1%
% of FP17s Relating to Free Repair or Replacements	26	2,044	1.3%	0.8%	0.8%	0.8%
% of FP17s Relating to Continuations	70	2,044	3.4%	1.1%	1.0%	1.1%
% of Patients satisfied with the dentistry they have received	4	4	N/A	91.6%	91.5%	91.4%
% of Patients satisfied with the time they had to wait for an appointment	3	4	N/A	86.8%	88.2%	87.7%

\* This is based on patients treated on this contract for their most recent course of treatment. Figures in italics indicate the base number of FP17s or Patient Questionnaire responses are less than 100. N/A is shown where the base number of responses is less than 10 during the period. % is calculated as Quantity/Base number\*100

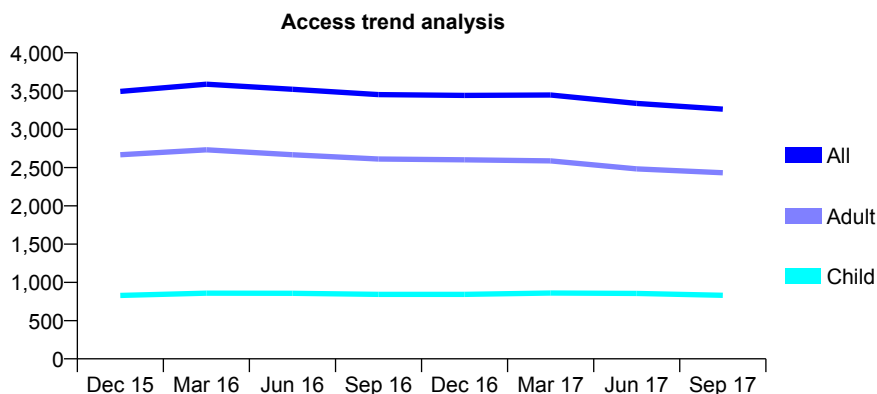
## Q56 - Vital Signs At a Glance Contract Report for 174173/0003 - September 2017

Name or company name	Advance Dental Health Limited
Contract type name	GDS Contract
Purpose of contract	General
Contract start date	01/11/2011
Contract end date	

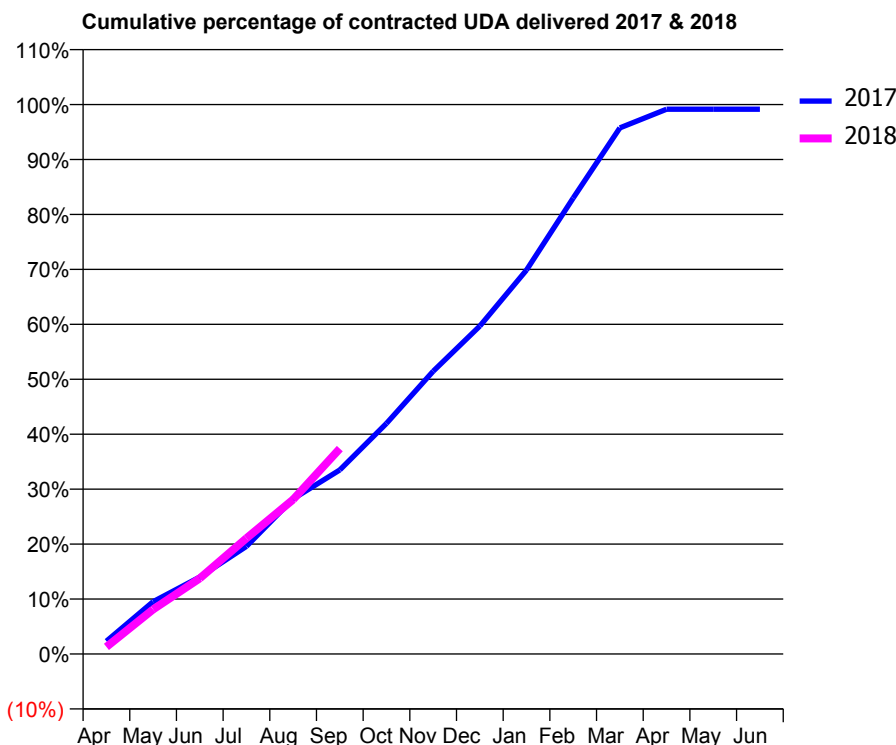
17/18 Contracted general activity (UDA)	12,120
Carry forward general activity (UDA)	105
17/18 Contracted orthodontic activity (UOA)	0
Carry forward orthodontic activity (UOA)	0
Baseline contract value	£292,034.18

### ACCESS\*

Patients seen in 24 months	Total	Change since previous quarter
Quarter ending September 2016	3,453	
Quarter ending December 2016	3,444	→
Quarter ending March 2017	3,449	→
Quarter ending June 2017	3,338	↓
Quarter ending September 2017	3,264	↓
<b>Variance since September 2016</b>	<b>(5.5%)</b>	<b>↓</b>



### ACTIVITY



Month	Adjusted Scheduled Activity (UDA)	
	2017	2018
April	285	158
May	1,154	984
June	1,700	1,669
July	2,375	2,555
August	3,422	3,406
September	4,062	4,532
October	5,088	
November	6,236	
December	7,234	
January	8,469	
February	10,057	
March	11,605	
April	12,015	
May	12,015	
June	12,015	

### QUALITY

	Quantity	Base Number	Contract	AT	Region	England
% of FP17s for the same patient ID Re-attending within 3 months - Children	44	488	9.0%	10.9%	11.6%	11.9%
% of FP17s for the same patient ID Re-attending within 3 months - Adults	212	1,327	16.0%	14.5%	15.2%	15.9%
% of FP17s for the same patient ID Re-attending between 3 & 9 months - Children	251	488	51.4%	59.2%	59.1%	58.1%
% of FP17s for the same patient ID Re-attending between 3 & 9 months - Adults	642	1,327	48.4%	48.7%	51.7%	50.6%
% of FP17s for Band 1 Urgent Courses	197	1,708	11.5%	9.2%	8.0%	9.1%
% of FP17s Relating to Free Repair or Replacements	20	1,708	1.2%	0.8%	0.8%	0.8%
% of FP17s Relating to Continuations	39	1,708	2.3%	1.1%	1.0%	1.1%
% of Patients satisfied with the dentistry they have received	5	5	N/A	91.6%	91.5%	91.4%
% of Patients satisfied with the time they had to wait for an appointment	5	5	N/A	86.8%	88.2%	87.7%

\* This is based on patients treated on this contract for their most recent course of treatment. Figures in italics indicate the base number of FP17s or Patient Questionnaire responses are less than 100. N/A is shown where the base number of responses is less than 10 during the period. % is calculated as Quantity/Base number\*100

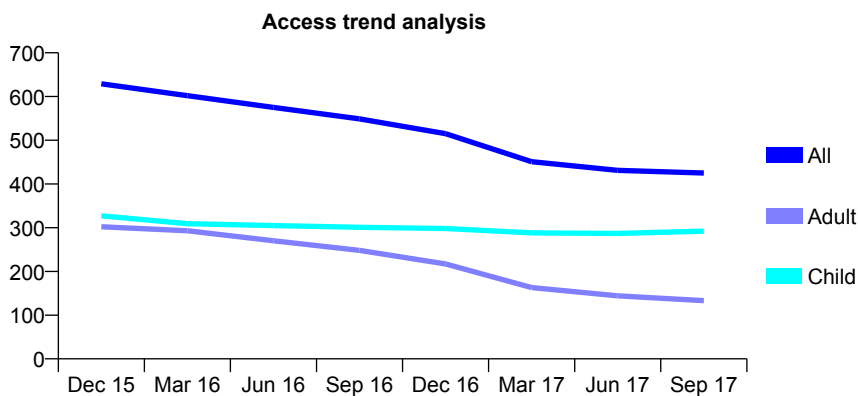
## Q56 - Vital Signs At a Glance Contract Report for 175196/0001 - September 2017

Name or company name	Christchurch Dental Practice Ltd
Contract type name	PDS Contract
Purpose of contract	General
Contract start date	01/06/2010
Contract end date	31/03/2018

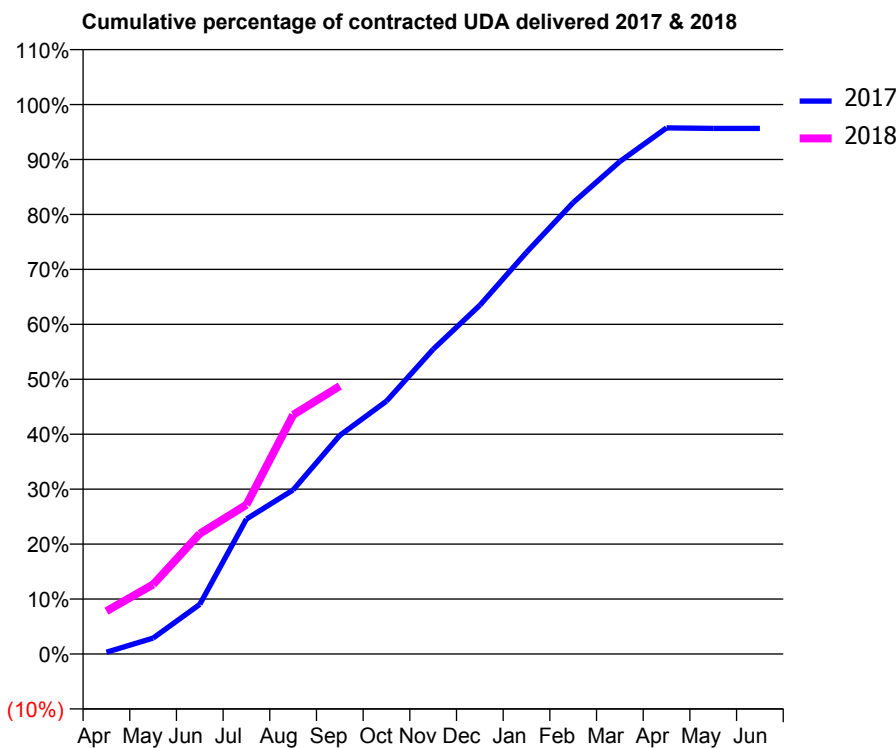
17/18 Contracted general activity (UDA)	900
Carry forward general activity (UDA)	0
17/18 Contracted orthodontic activity (UOA)	0
Carry forward orthodontic activity (UOA)	0
Baseline contract value	£23,670.91

### ACCESS\*

Patients seen in 24 months	Total	Change since previous quarter
Quarter ending September 2016	549	
Quarter ending December 2016	515	↓
Quarter ending March 2017	451	↓
Quarter ending June 2017	431	↓
Quarter ending September 2017	425	↓
<b>Variance since September 2016</b>	<b>(22.6%)</b>	<b>↓</b>



### ACTIVITY



Month	Adjusted Scheduled Activity (UDA)	
	2017	2018
April	3	70
May	26	114
June	81	197
July	221	244
August	269	392
September	358	439
October	414	
November	499	
December	571	
January	658	
February	739	
March	807	
April	862	
May	861	
June	861	

### QUALITY

	Quantity	Base Number	Contract	AT	Region	England
% of FP17s for the same patient ID Re-attending within 3 months - Children	19	232	8.2%	10.9%	11.6%	11.9%
% of FP17s for the same patient ID Re-attending within 3 months - Adults	10	75	13.3%	14.5%	15.2%	15.9%
% of FP17s for the same patient ID Re-attending between 3 & 9 months - Children	156	232	67.2%	59.2%	59.1%	58.1%
% of FP17s for the same patient ID Re-attending between 3 & 9 months - Adults	29	75	38.7%	48.7%	51.7%	50.6%
% of FP17s for Band 1 Urgent Courses	9	281	3.2%	9.2%	8.0%	9.1%
% of FP17s Relating to Free Repair or Replacements	3	281	1.1%	0.8%	0.8%	0.8%
% of FP17s Relating to Continuations	0	281	0.0%	1.1%	1.0%	1.1%
% of Patients satisfied with the dentistry they have received	0	0	N/A	91.6%	91.5%	91.4%
% of Patients satisfied with the time they had to wait for an appointment	0	0	N/A	86.8%	88.2%	87.7%

\* This is based on patients treated on this contract for their most recent course of treatment. Figures in italics indicate the base number of FP17s or Patient Questionnaire responses are less than 100. N/A is shown where the base number of responses is less than 10 during the period. % is calculated as Quantity/Base number\*100

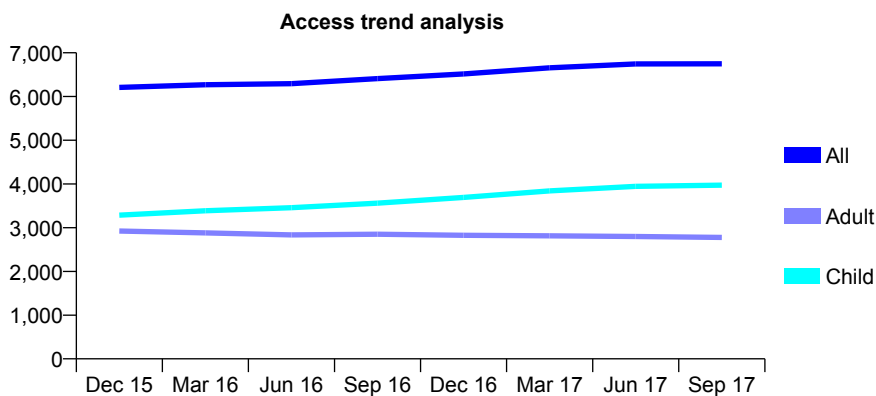
## Q56 - Vital Signs At a Glance Contract Report for 175900/0002 - September 2017

Name or company name	Sprinz-Victorova
Contract type name	GDS Contract
Purpose of contract	General
Contract start date	01/04/2010
Contract end date	

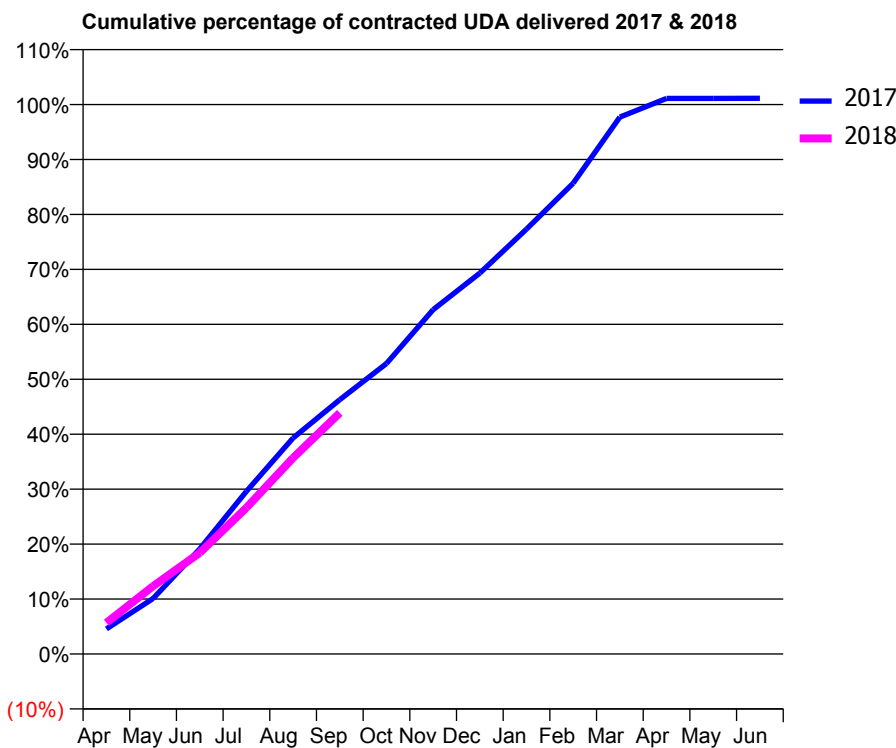
17/18 Contracted general activity (UDA)	19,896
Carry forward general activity (UDA)	-224
17/18 Contracted orthodontic activity (UOA)	0
Carry forward orthodontic activity (UOA)	0
Baseline contract value	£484,373.46

### ACCESS\*

Patients seen in 24 months	Total	Change since previous quarter
Quarter ending September 2016	6,411	
Quarter ending December 2016	6,518	→
Quarter ending March 2017	6,656	↑
Quarter ending June 2017	6,744	→
Quarter ending September 2017	6,749	→
<b>Variance since September 2016</b>	<b>5.3%</b>	<b>↑</b>



### ACTIVITY



Month	Adjusted Scheduled Activity (UDA)	
	2017	2018
April	909	1,132
May	2,011	2,462
June	3,809	3,668
July	5,891	5,301
August	7,823	7,103
September	9,209	8,734
October	10,519	
November	12,470	
December	13,793	
January	15,383	
February	17,047	
March	19,440	
April	20,118	
May	20,116	
June	20,120	

### QUALITY

	Quantity	Base Number	Contract	AT	Region	England
% of FP17s for the same patient ID Re-attending within 3 months - Children	171	3,076	5.6%	10.9%	11.6%	11.9%
% of FP17s for the same patient ID Re-attending within 3 months - Adults	261	1,654	15.8%	14.5%	15.2%	15.9%
% of FP17s for the same patient ID Re-attending between 3 & 9 months - Children	2,032	3,076	66.1%	59.2%	59.1%	58.1%
% of FP17s for the same patient ID Re-attending between 3 & 9 months - Adults	884	1,654	53.4%	48.7%	51.7%	50.6%
% of FP17s for Band 1 Urgent Courses	268	4,395	6.1%	9.2%	8.0%	9.1%
% of FP17s Relating to Free Repair or Replacements	0	4,395	0.0%	0.8%	0.8%	0.8%
% of FP17s Relating to Continuations	0	4,395	0.0%	1.1%	1.0%	1.1%
% of Patients satisfied with the dentistry they have received	10	11	90.9%	91.6%	91.5%	91.4%
% of Patients satisfied with the time they had to wait for an appointment	9	11	81.8%	86.8%	88.2%	87.7%

\* This is based on patients treated on this contract for their most recent course of treatment. Figures in italics indicate the base number of FP17s or Patient Questionnaire responses are less than 100. N/A is shown where the base number of responses is less than 10 during the period. % is calculated as Quantity/Base number\*100

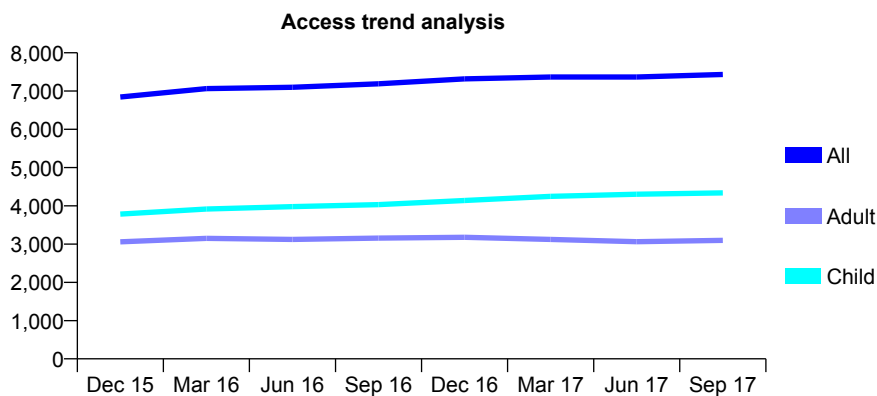
## Q56 - Vital Signs At a Glance Contract Report for 175900/0003 - September 2017

Name or company name	Sprinz-Victorova
Contract type name	GDS Contract
Purpose of contract	General
Contract start date	01/04/2010
Contract end date	

17/18 Contracted general activity (UDA)	20,573
Carry forward general activity (UDA)	-411
17/18 Contracted orthodontic activity (UOA)	0
Carry forward orthodontic activity (UOA)	0
Baseline contract value	£432,669.66

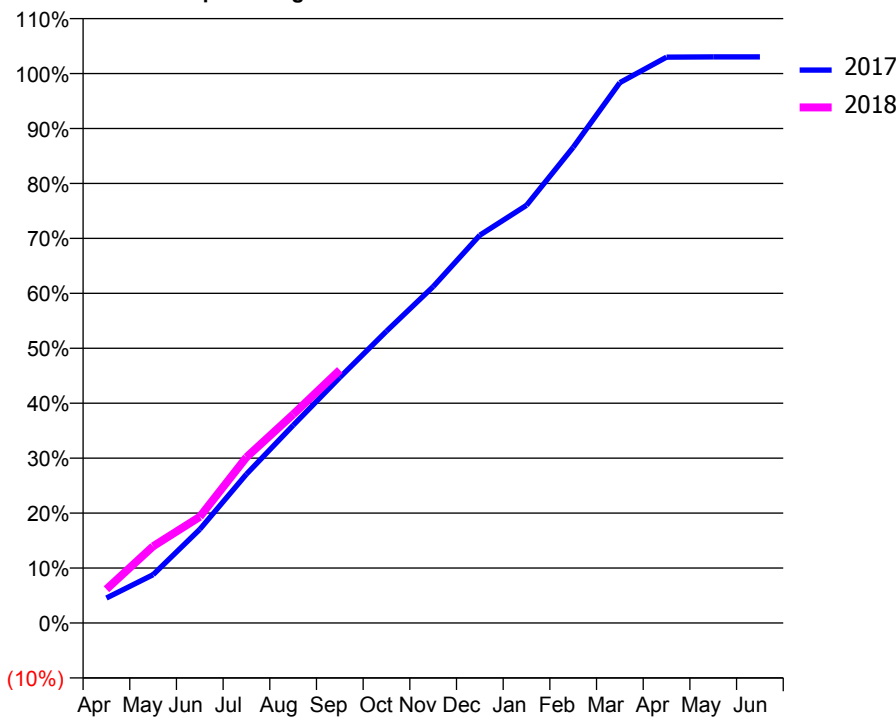
### ACCESS\*

Patients seen in 24 months	Total	Change since previous quarter
Quarter ending September 2016	7,188	
Quarter ending December 2016	7,317	→
Quarter ending March 2017	7,369	→
Quarter ending June 2017	7,367	→
Quarter ending September 2017	7,434	→
<b>Variance since September 2016</b>	<b>3.4%</b>	<b>↑</b>



### ACTIVITY

**Cumulative percentage of contracted UDA delivered 2017 & 2018**



**Adjusted Scheduled Activity (UDA)**

Month	2017	2018
April	937	1,264
May	1,808	2,874
June	3,509	3,976
July	5,575	6,208
August	7,400	7,812
September	9,195	9,473
October	10,928	
November	12,596	
December	14,520	
January	15,641	
February	17,809	
March	20,232	
April	21,188	
May	21,195	
June	21,196	

### QUALITY

	Quantity	Base Number	Contract	AT	Region	England
% of FP17s for the same patient ID Re-attending within 3 months - Children	272	3,370	8.1%	10.9%	11.6%	11.9%
% of FP17s for the same patient ID Re-attending within 3 months - Adults	392	1,897	20.7%	14.5%	15.2%	15.9%
% of FP17s for the same patient ID Re-attending between 3 & 9 months - Children	2,124	3,370	63.0%	59.2%	59.1%	58.1%
% of FP17s for the same patient ID Re-attending between 3 & 9 months - Adults	964	1,897	50.8%	48.7%	51.7%	50.6%
% of FP17s for Band 1 Urgent Courses	425	4,897	8.7%	9.2%	8.0%	9.1%
% of FP17s Relating to Free Repair or Replacements	0	4,897	0.0%	0.8%	0.8%	0.8%
% of FP17s Relating to Continuations	0	4,897	0.0%	1.1%	1.0%	1.1%
% of Patients satisfied with the dentistry they have received	3	5	N/A	91.6%	91.5%	91.4%
% of Patients satisfied with the time they had to wait for an appointment	3	5	N/A	86.8%	88.2%	87.7%

\* This is based on patients treated on this contract for their most recent course of treatment. Figures in italics indicate the base number of FP17s or Patient Questionnaire responses are less than 100. N/A is shown where the base number of responses is less than 10 during the period. % is calculated as Quantity/Base number\*100

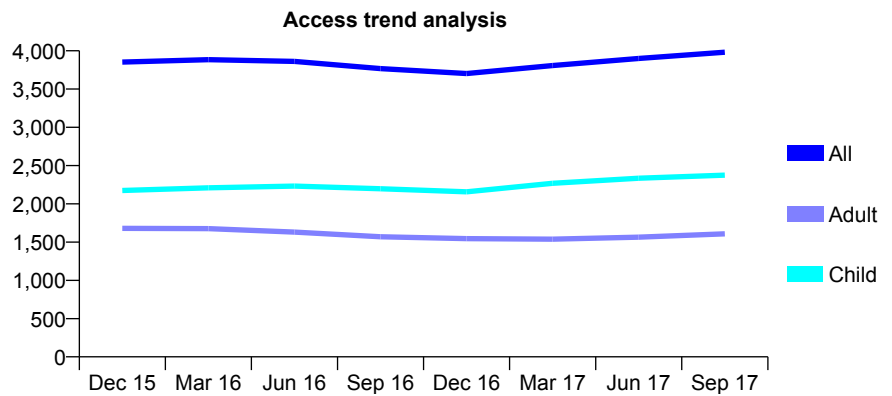
## Q56 - Vital Signs At a Glance Contract Report for 175900/0004 - September 2017

Name or company name	Sprinz-Victorova
Contract type name	GDS Contract
Purpose of contract	General
Contract start date	01/04/2010
Contract end date	

17/18 Contracted general activity (UDA)	10,449
Carry forward general activity (UDA)	5
17/18 Contracted orthodontic activity (UOA)	0
Carry forward orthodontic activity (UOA)	0
Baseline contract value	£267,868.63

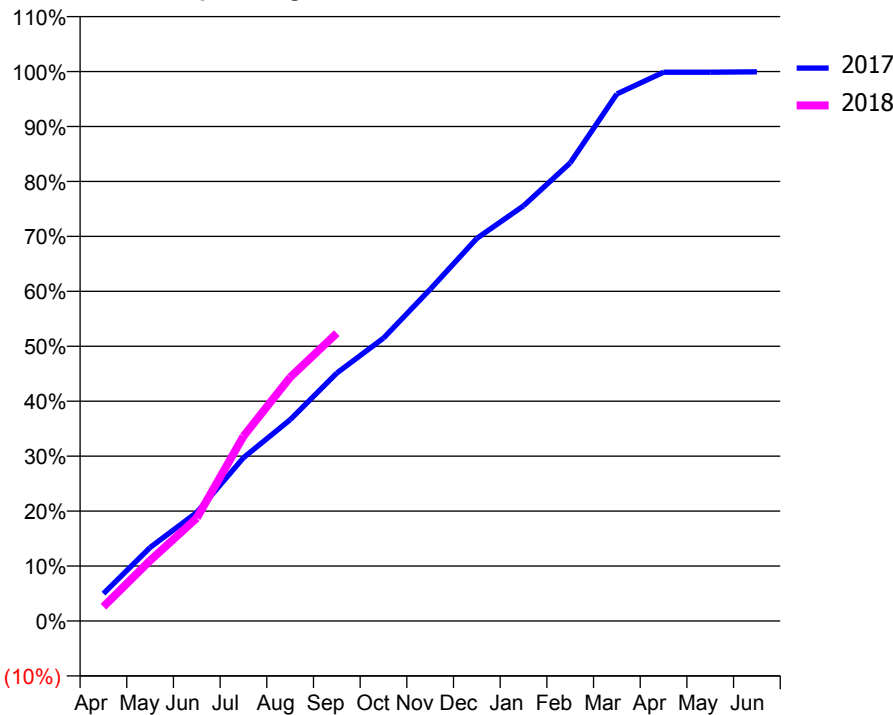
### ACCESS\*

Patients seen in 24 months	Total	Change since previous quarter
Quarter ending September 2016	3,767	
Quarter ending December 2016	3,702	↓
Quarter ending March 2017	3,807	↑
Quarter ending June 2017	3,900	↑
Quarter ending September 2017	3,981	↑
<b>Variance since September 2016</b>	<b>5.7%</b>	<b>↑</b>



### ACTIVITY

Cumulative percentage of contracted UDA delivered 2017 & 2018



Month	Adjusted Scheduled Activity (UDA)	
	2017	2018
April	521	272
May	1,399	1,149
June	2,066	1,958
July	3,105	3,513
August	3,828	4,635
September	4,714	5,474
October	5,379	
November	6,308	
December	7,276	
January	7,894	
February	8,710	
March	10,023	
April	10,435	
May	10,436	
June	10,444	

### QUALITY

	Quantity	Base Number	Contract	AT	Region	England
% of FP17s for the same patient ID Re-attending within 3 months - Children	142	1,849	7.7%	10.9%	11.6%	11.9%
% of FP17s for the same patient ID Re-attending within 3 months - Adults	195	1,057	18.4%	14.5%	15.2%	15.9%
% of FP17s for the same patient ID Re-attending between 3 & 9 months - Children	1,071	1,849	57.9%	59.2%	59.1%	58.1%
% of FP17s for the same patient ID Re-attending between 3 & 9 months - Adults	493	1,057	46.6%	48.7%	51.7%	50.6%
% of FP17s for Band 1 Urgent Courses	229	2,690	8.5%	9.2%	8.0%	9.1%
% of FP17s Relating to Free Repair or Replacements	0	2,690	0.0%	0.8%	0.8%	0.8%
% of FP17s Relating to Continuations	0	2,690	0.0%	1.1%	1.0%	1.1%
% of Patients satisfied with the dentistry they have received	2	2	N/A	91.6%	91.5%	91.4%
% of Patients satisfied with the time they had to wait for an appointment	1	2	N/A	86.8%	88.2%	87.7%

\* This is based on patients treated on this contract for their most recent course of treatment. Figures in italics indicate the base number of FP17s or Patient Questionnaire responses are less than 100. N/A is shown where the base number of responses is less than 10 during the period. % is calculated as Quantity/Base number\*100

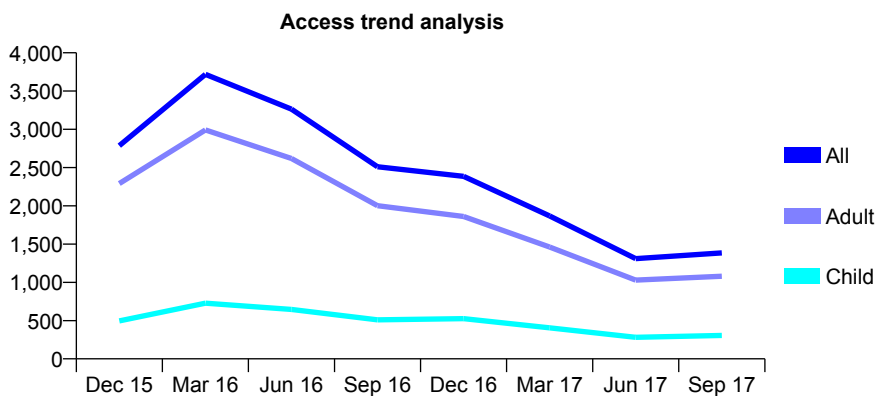
## Q56 - Vital Signs At a Glance Contract Report for 176702/0001 - September 2017

Name or company name	Jeffrey Sherer and Larry Levin
Contract type name	GDS Contract
Purpose of contract	General and Orthodontic
Contract start date	01/04/2012
Contract end date	

17/18 Contracted general activity (UDA)	12,500
Carry forward general activity (UDA)	3,000
17/18 Contracted orthodontic activity (UOA)	719
Carry forward orthodontic activity (UOA)	0
Baseline contract value	£315,836.91

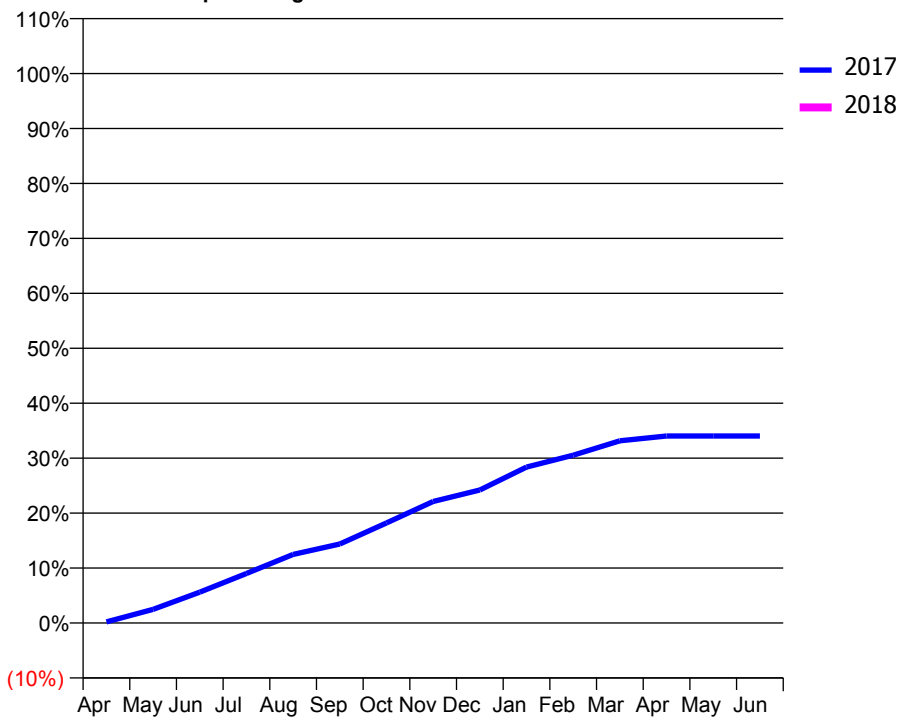
### ACCESS\*

Patients seen in 24 months	Total	Change since previous quarter
Quarter ending September 2016	2,511	
Quarter ending December 2016	2,386	↓
Quarter ending March 2017	1,867	↓
Quarter ending June 2017	1,310	↓
Quarter ending September 2017	1,385	↑
<b>Variance since September 2016</b>	<b>(44.8%)</b>	<b>↓</b>



### ACTIVITY

Cumulative percentage of contracted UDA delivered 2017 & 2018



Month	Adjusted Scheduled Activity (UDA)	
	2017	2018
April	26	-2,999
May	312	-2,987
June	701	-2,976
July	1,128	-2,971
August	1,559	-2,723
September	1,797	-1,959
October	2,276	
November	2,764	
December	3,025	
January	3,547	
February	3,818	
March	4,144	
April	4,254	
May	4,254	
June	4,254	

### QUALITY

	Quantity	Base Number	Contract	AT	Region	England
% of FP17s for the same patient ID Re-attending within 3 months - Children	6	127	4.7%	10.9%	11.6%	11.9%
% of FP17s for the same patient ID Re-attending within 3 months - Adults	11	361	3.0%	14.5%	15.2%	15.9%
% of FP17s for the same patient ID Re-attending between 3 & 9 months - Children	1	127	0.8%	59.2%	59.1%	58.1%
% of FP17s for the same patient ID Re-attending between 3 & 9 months - Adults	11	361	3.0%	48.7%	51.7%	50.6%
% of FP17s for Band 1 Urgent Courses	71	429	16.6%	9.2%	8.0%	9.1%
% of FP17s Relating to Free Repair or Replacements	2	429	0.5%	0.8%	0.8%	0.8%
% of FP17s Relating to Continuations	2	429	0.5%	1.1%	1.0%	1.1%
% of Patients satisfied with the dentistry they have received	7	7	N/A	91.6%	91.5%	91.4%
% of Patients satisfied with the time they had to wait for an appointment	5	7	N/A	86.8%	88.2%	87.7%

\* This is based on patients treated on this contract for their most recent course of treatment. Figures in italics indicate the base number of FP17s or Patient Questionnaire responses are less than 100. N/A is shown where the base number of responses is less than 10 during the period. % is calculated as Quantity/Base number\*100

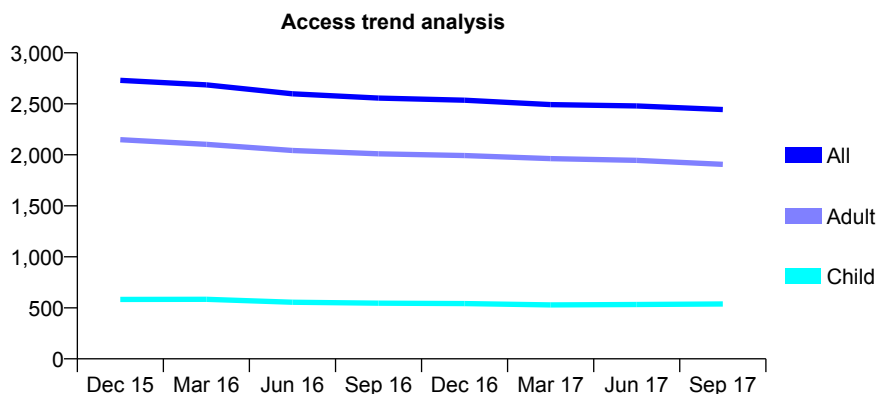
## Q56 - Vital Signs At a Glance Contract Report for 176796/0001 - September 2017

Name or company name	Treetops Dental Practice Limited
Contract type name	GDS Contract
Purpose of contract	General
Contract start date	01/08/2011
Contract end date	

17/18 Contracted general activity (UDA)	6,642
Carry forward general activity (UDA)	-47
17/18 Contracted orthodontic activity (UOA)	0
Carry forward orthodontic activity (UOA)	0
Baseline contract value	£245,912.75

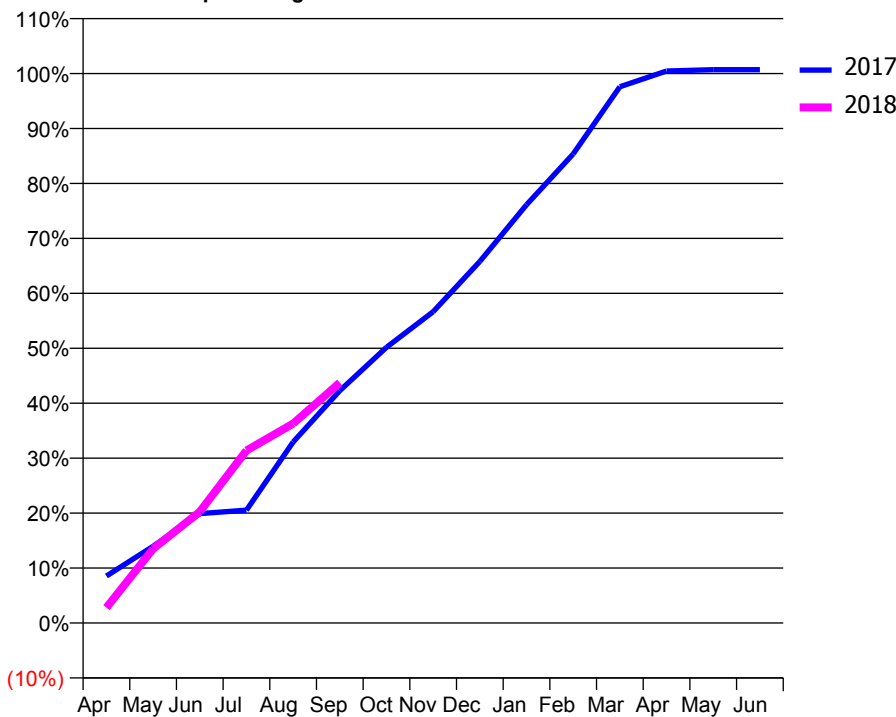
### ACCESS\*

Patients seen in 24 months	Total	Change since previous quarter
Quarter ending September 2016	2,556	
Quarter ending December 2016	2,535	→
Quarter ending March 2017	2,492	↓
Quarter ending June 2017	2,479	→
Quarter ending September 2017	2,444	↓
<b>Variance since September 2016</b>	<b>(4.4%)</b>	<b>↓</b>



### ACTIVITY

Cumulative percentage of contracted UDA delivered 2017 & 2018



Adjusted Scheduled Activity (UDA)

Month	2017	2018
April	568	186
May	927	897
June	1,323	1,346
July	1,365	2,085
August	2,188	2,410
September	2,809	2,905
October	3,332	
November	3,763	
December	4,370	
January	5,055	
February	5,670	
March	6,482	
April	6,673	
May	6,689	
June	6,689	

### QUALITY

	Quantity	Base Number	Contract	AT	Region	England
% of FP17s for the same patient ID Re-attending within 3 months - Children	24	296	8.1%	10.9%	11.6%	11.9%
% of FP17s for the same patient ID Re-attending within 3 months - Adults	160	1,128	14.2%	14.5%	15.2%	15.9%
% of FP17s for the same patient ID Re-attending between 3 & 9 months - Children	66	296	22.3%	59.2%	59.1%	58.1%
% of FP17s for the same patient ID Re-attending between 3 & 9 months - Adults	420	1,128	37.2%	48.7%	51.7%	50.6%
% of FP17s for Band 1 Urgent Courses	186	1,345	13.8%	9.2%	8.0%	9.1%
% of FP17s Relating to Free Repair or Replacements	1	1,345	0.1%	0.8%	0.8%	0.8%
% of FP17s Relating to Continuations	7	1,345	0.5%	1.1%	1.0%	1.1%
% of Patients satisfied with the dentistry they have received	1	2	N/A	91.6%	91.5%	91.4%
% of Patients satisfied with the time they had to wait for an appointment	1	2	N/A	86.8%	88.2%	87.7%

\* This is based on patients treated on this contract for their most recent course of treatment. Figures in italics indicate the base number of FP17s or Patient Questionnaire responses are less than 100. N/A is shown where the base number of responses is less than 10 during the period. % is calculated as Quantity/Base number\*100



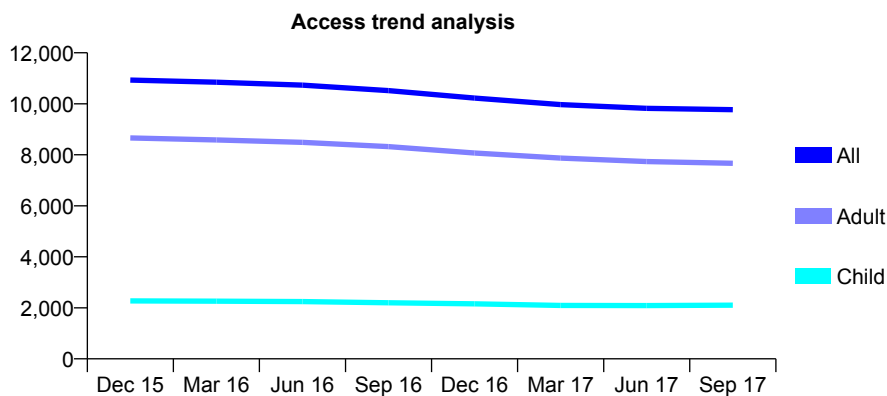
## Q56 - Vital Signs At a Glance Contract Report for 176850/0001 - September 2017

Name or company name	The Wrating Road Partnership
Contract type name	GDS Contract
Purpose of contract	General
Contract start date	01/08/2006
Contract end date	

17/18 Contracted general activity (UDA)	29,000
Carry forward general activity (UDA)	0
17/18 Contracted orthodontic activity (UOA)	0
Carry forward orthodontic activity (UOA)	0
Baseline contract value	£681,976.62

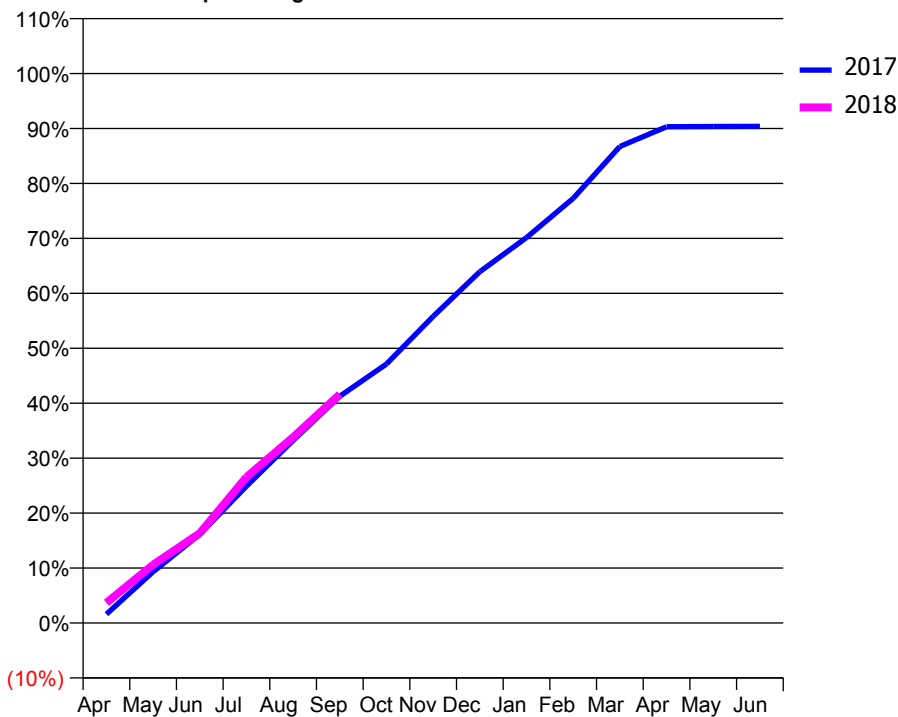
### ACCESS\*

Patients seen in 24 months	Total	Change since previous quarter
Quarter ending September 2016	10,516	
Quarter ending December 2016	10,227	↓
Quarter ending March 2017	9,970	↓
Quarter ending June 2017	9,824	↓
Quarter ending September 2017	9,771	→
<b>Variance since September 2016</b>	<b>(7.1%)</b>	<b>↓</b>



### ACTIVITY

Cumulative percentage of contracted UDA delivered 2017 & 2018



Month	Adjusted Scheduled Activity (UDA)	
	2017	2018
April	470	1,067
May	2,708	3,076
June	4,680	4,737
July	7,223	7,703
August	9,635	9,805
September	11,964	12,071
October	13,669	
November	16,182	
December	18,538	
January	20,342	
February	22,409	
March	25,146	
April	26,187	
May	26,206	
June	26,209	

### QUALITY

	Quantity	Base Number	Contract	AT	Region	England
% of FP17s for the same patient ID Re-attending within 3 months - Children	118	1,703	6.9%	10.9%	11.6%	11.9%
% of FP17s for the same patient ID Re-attending within 3 months - Adults	958	6,219	15.4%	14.5%	15.2%	15.9%
% of FP17s for the same patient ID Re-attending between 3 & 9 months - Children	1,063	1,703	62.4%	59.2%	59.1%	58.1%
% of FP17s for the same patient ID Re-attending between 3 & 9 months - Adults	3,960	6,219	63.7%	48.7%	51.7%	50.6%
% of FP17s for Band 1 Urgent Courses	593	7,325	8.1%	9.2%	8.0%	9.1%
% of FP17s Relating to Free Repair or Replacements	62	7,325	0.8%	0.8%	0.8%	0.8%
% of FP17s Relating to Continuations	51	7,325	0.7%	1.1%	1.0%	1.1%
% of Patients satisfied with the dentistry they have received	16	17	94.1%	91.6%	91.5%	91.4%
% of Patients satisfied with the time they had to wait for an appointment	10	17	58.8%	86.8%	88.2%	87.7%

\* This is based on patients treated on this contract for their most recent course of treatment. Figures in italics indicate the base number of FP17s or Patient Questionnaire responses are less than 100. N/A is shown where the base number of responses is less than 10 during the period. % is calculated as Quantity/Base number\*100

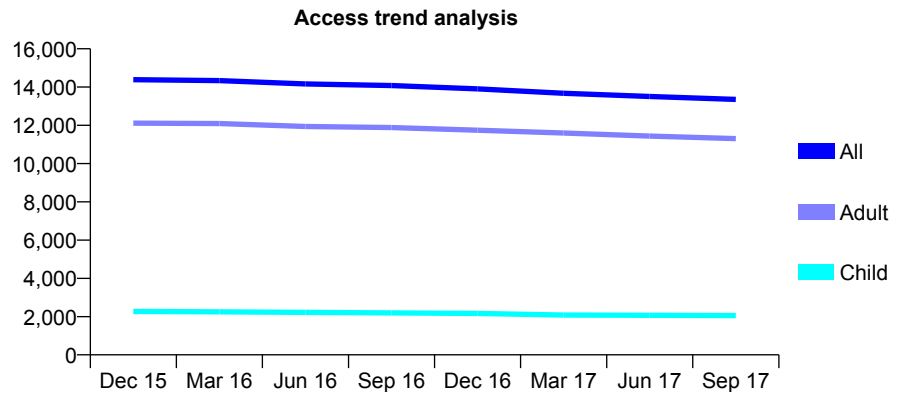
## Q56 - Vital Signs At a Glance Contract Report for 177296/0001 - September 2017

Name or company name	Peacock & Shrestha
Contract type name	GDS Contract
Purpose of contract	General
Contract start date	01/04/2010
Contract end date	

17/18 Contracted general activity (UDA)	37,500
Carry forward general activity (UDA)	0
17/18 Contracted orthodontic activity (UOA)	0
Carry forward orthodontic activity (UOA)	0
Baseline contract value	£817,605.22

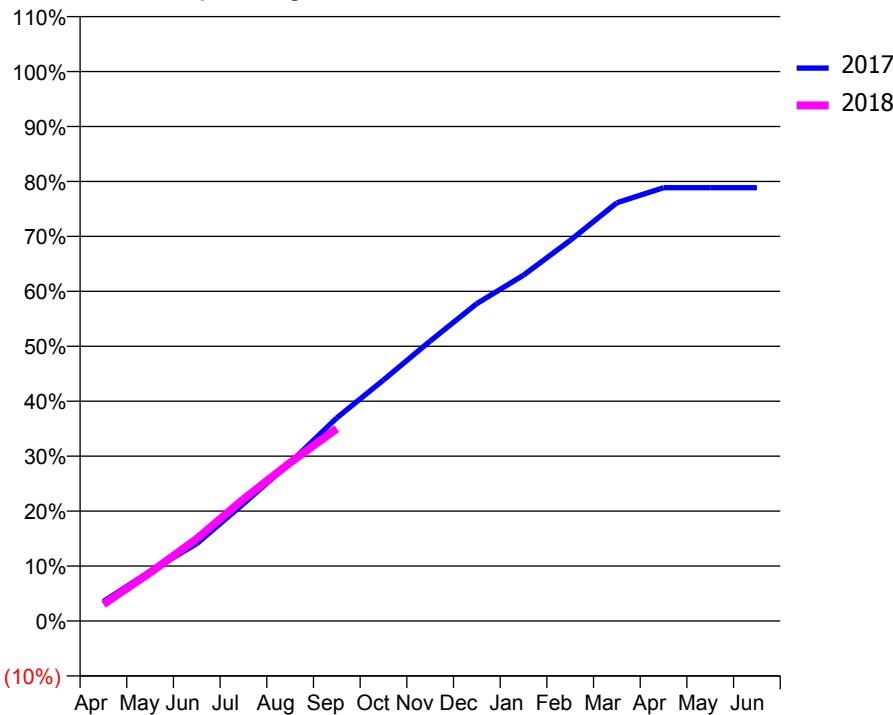
### ACCESS\*

Patients seen in 24 months	Total	Change since previous quarter
Quarter ending September 2016	14,076	
Quarter ending December 2016	13,906	↓
Quarter ending March 2017	13,678	↓
Quarter ending June 2017	13,509	↓
Quarter ending September 2017	13,354	↓
<b>Variance since September 2016</b>	<b>(5.1%)</b>	<b>↓</b>



### ACTIVITY

Cumulative percentage of contracted UDA delivered 2017 & 2018



Month	Adjusted Scheduled Activity (UDA)	
	2017	2018
April	1,442	1,138
May	3,677	3,301
June	5,732	5,606
July	8,684	8,309
August	11,731	10,802
September	15,046	13,123
October	17,853	
November	20,735	
December	23,509	
January	25,620	
February	28,194	
March	30,978	
April	32,091	
May	32,092	
June	32,094	

### QUALITY

	Quantity	Base Number	Contract	AT	Region	England
% of FP17s for the same patient ID Re-attending within 3 months - Children	76	1,824	4.2%	10.9%	11.6%	11.9%
% of FP17s for the same patient ID Re-attending within 3 months - Adults	810	7,285	11.1%	14.5%	15.2%	15.9%
% of FP17s for the same patient ID Re-attending between 3 & 9 months - Children	1,371	1,824	75.2%	59.2%	59.1%	58.1%
% of FP17s for the same patient ID Re-attending between 3 & 9 months - Adults	4,380	7,285	60.1%	48.7%	51.7%	50.6%
% of FP17s for Band 1 Urgent Courses	610	8,509	7.2%	9.2%	8.0%	9.1%
% of FP17s Relating to Free Repair or Replacements	32	8,509	0.4%	0.8%	0.8%	0.8%
% of FP17s Relating to Continuations	47	8,509	0.6%	1.1%	1.0%	1.1%
% of Patients satisfied with the dentistry they have received	15	17	88.2%	91.6%	91.5%	91.4%
% of Patients satisfied with the time they had to wait for an appointment	16	17	94.1%	86.8%	88.2%	87.7%

\* This is based on patients treated on this contract for their most recent course of treatment. Figures in italics indicate the base number of FP17s or Patient Questionnaire responses are less than 100. N/A is shown where the base number of responses is less than 10 during the period. % is calculated as Quantity/Base number\*100

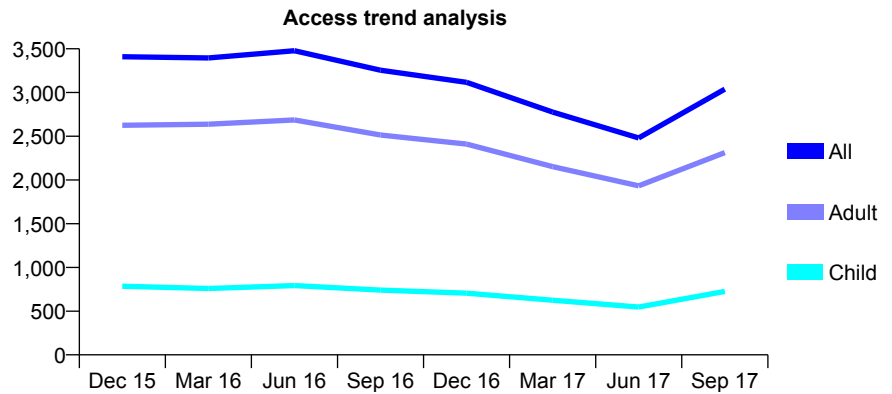
## Q56 - Vital Signs At a Glance Contract Report for 178683/0003 - September 2017

Name or company name	Dr A rai & Dr F Tahir
Contract type name	GDS Contract
Purpose of contract	General
Contract start date	01/07/2013
Contract end date	

17/18 Contracted general activity (UDA)	13,500
Carry forward general activity (UDA)	0
17/18 Contracted orthodontic activity (UOA)	0
Carry forward orthodontic activity (UOA)	0
Baseline contract value	£330,487.22

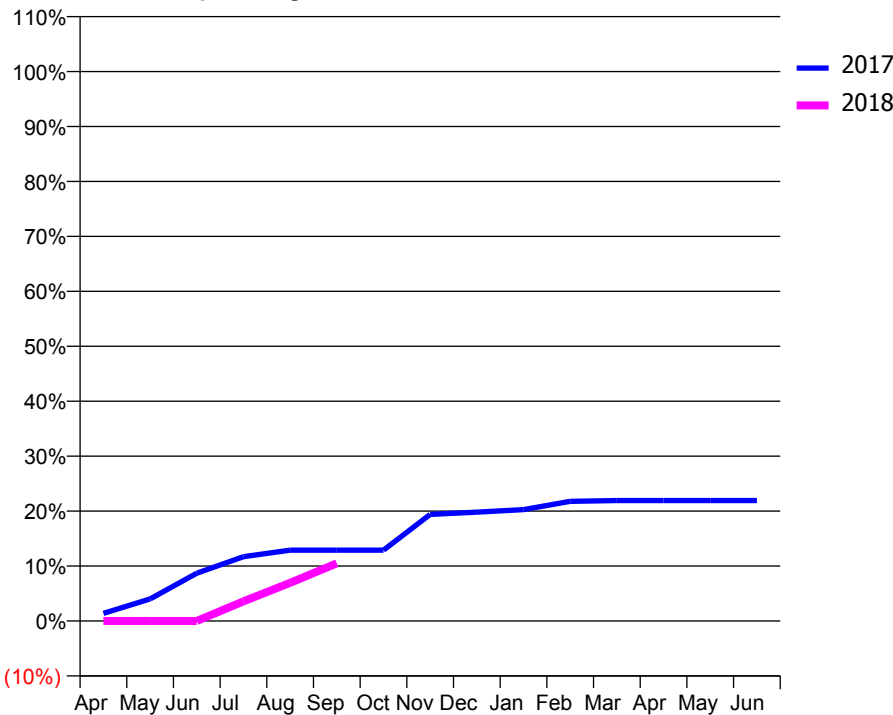
### ACCESS\*

Patients seen in 24 months	Total	Change since previous quarter
Quarter ending September 2016	3,255	
Quarter ending December 2016	3,117	↓
Quarter ending March 2017	2,777	↓
Quarter ending June 2017	2,480	↓
Quarter ending September 2017	3,038	↑
<b>Variance since September 2016</b>	<b>(6.7%)</b>	<b>↓</b>



### ACTIVITY

Cumulative percentage of contracted UDA delivered 2017 & 2018



Month	Adjusted Scheduled Activity (UDA)	
	2017	2018
April	189	0
May	543	0
June	1,176	0
July	1,580	482
August	1,741	939
September	1,741	1,416
October	1,741	
November	2,618	
December	2,675	
January	2,736	
February	2,942	
March	2,961	
April	2,961	
May	2,961	
June	2,961	

### QUALITY

	Quantity	Base Number	Contract	AT	Region	England
% of FP17s for the same patient ID Re-attending within 3 months - Children	34	750	4.5%	10.9%	11.6%	11.9%
% of FP17s for the same patient ID Re-attending within 3 months - Adults	144	2,069	7.0%	14.5%	15.2%	15.9%
% of FP17s for the same patient ID Re-attending between 3 & 9 months - Children	259	750	34.5%	59.2%	59.1%	58.1%
% of FP17s for the same patient ID Re-attending between 3 & 9 months - Adults	702	2,069	33.9%	48.7%	51.7%	50.6%
% of FP17s for Band 1 Urgent Courses	66	894	7.4%	9.2%	8.0%	9.1%
% of FP17s Relating to Free Repair or Replacements	5	894	0.6%	0.8%	0.8%	0.8%
% of FP17s Relating to Continuations	11	894	1.2%	1.1%	1.0%	1.1%
% of Patients satisfied with the dentistry they have received	4	4	N/A	91.6%	91.5%	91.4%
% of Patients satisfied with the time they had to wait for an appointment	3	4	N/A	86.8%	88.2%	87.7%

\* This is based on patients treated on this contract for their most recent course of treatment. Figures in italics indicate the base number of FP17s or Patient Questionnaire responses are less than 100. N/A is shown where the base number of responses is less than 10 during the period. % is calculated as Quantity/Base number\*100

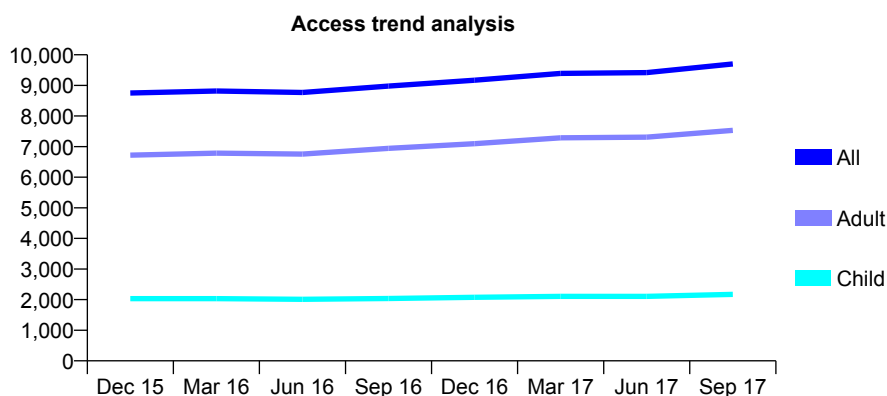
## Q56 - Vital Signs At a Glance Contract Report for 179922/0001 - September 2017

Name or company name	Simply Smile Manor House
Contract type name	GDS Contract
Purpose of contract	General
Contract start date	01/04/2013
Contract end date	

17/18 Contracted general activity (UDA)	24,165
Carry forward general activity (UDA)	457
17/18 Contracted orthodontic activity (UOA)	0
Carry forward orthodontic activity (UOA)	0
Baseline contract value	£544,991.87

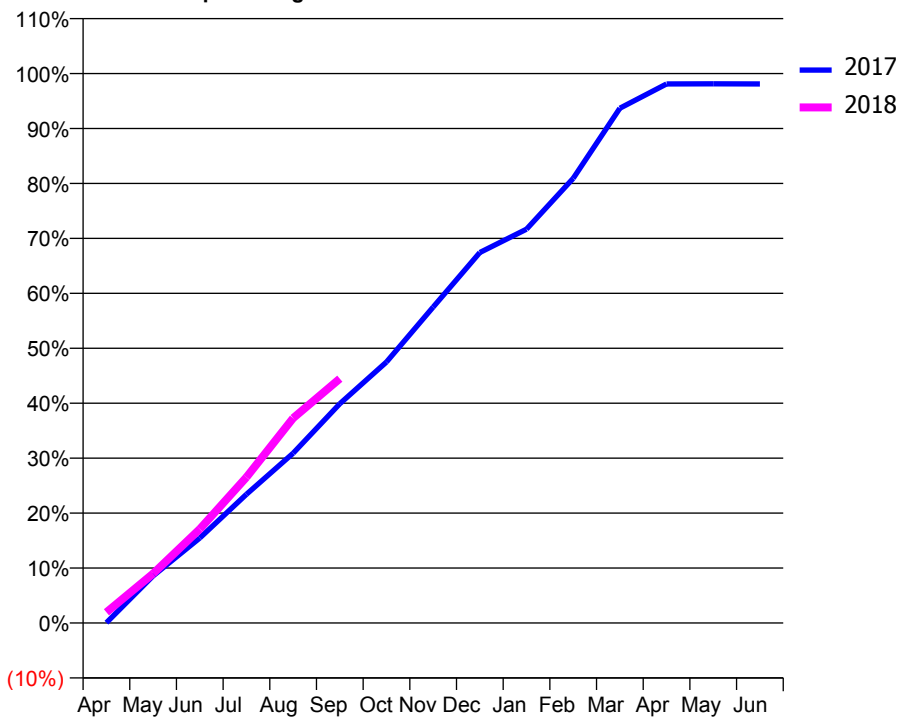
### ACCESS\*

Patients seen in 24 months	Total	Change since previous quarter
Quarter ending September 2016	8,978	
Quarter ending December 2016	9,172	↑
Quarter ending March 2017	9,393	↑
Quarter ending June 2017	9,418	→
Quarter ending September 2017	9,702	↑
<b>Variance since September 2016</b>	<b>8.1%</b>	<b>↑</b>



### ACTIVITY

Cumulative percentage of contracted UDA delivered 2017 & 2018



Adjusted Scheduled Activity (UDA)

Month	2017	2018
April	15	474
May	2,064	2,173
June	3,721	4,131
July	5,634	6,414
August	7,433	9,012
September	9,598	10,747
October	11,427	
November	13,832	
December	16,220	
January	17,240	
February	19,464	
March	22,535	
April	23,596	
May	23,600	
June	23,597	

### QUALITY

	Quantity	Base Number	Contract	AT	Region	England
% of FP17s for the same patient ID Re-attending within 3 months - Children	110	1,605	6.9%	10.9%	11.6%	11.9%
% of FP17s for the same patient ID Re-attending within 3 months - Adults	705	4,847	14.5%	14.5%	15.2%	15.9%
% of FP17s for the same patient ID Re-attending between 3 & 9 months - Children	1,017	1,605	63.4%	59.2%	59.1%	58.1%
% of FP17s for the same patient ID Re-attending between 3 & 9 months - Adults	2,334	4,847	48.2%	48.7%	51.7%	50.6%
% of FP17s for Band 1 Urgent Courses	581	5,910	9.8%	9.2%	8.0%	9.1%
% of FP17s Relating to Free Repair or Replacements	81	5,910	1.4%	0.8%	0.8%	0.8%
% of FP17s Relating to Continuations	121	5,910	2.0%	1.1%	1.0%	1.1%
% of Patients satisfied with the dentistry they have received	14	14	100.0%	91.6%	91.5%	91.4%
% of Patients satisfied with the time they had to wait for an appointment	12	14	85.7%	86.8%	88.2%	87.7%

\* This is based on patients treated on this contract for their most recent course of treatment. Figures in italics indicate the base number of FP17s or Patient Questionnaire responses are less than 100. N/A is shown where the base number of responses is less than 10 during the period. % is calculated as Quantity/Base number\*100

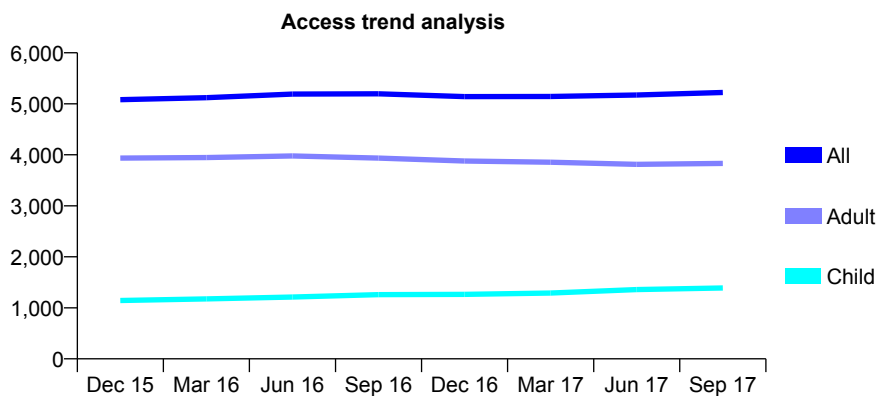
## Q56 - Vital Signs At a Glance Contract Report for 181102/0001 - September 2017

Name or company name	Cambridge Street Dental Practice
Contract type name	GDS Contract
Purpose of contract	General
Contract start date	03/10/2011
Contract end date	

17/18 Contracted general activity (UDA)	16,000
Carry forward general activity (UDA)	-43
17/18 Contracted orthodontic activity (UOA)	0
Carry forward orthodontic activity (UOA)	0
Baseline contract value	£402,473.32

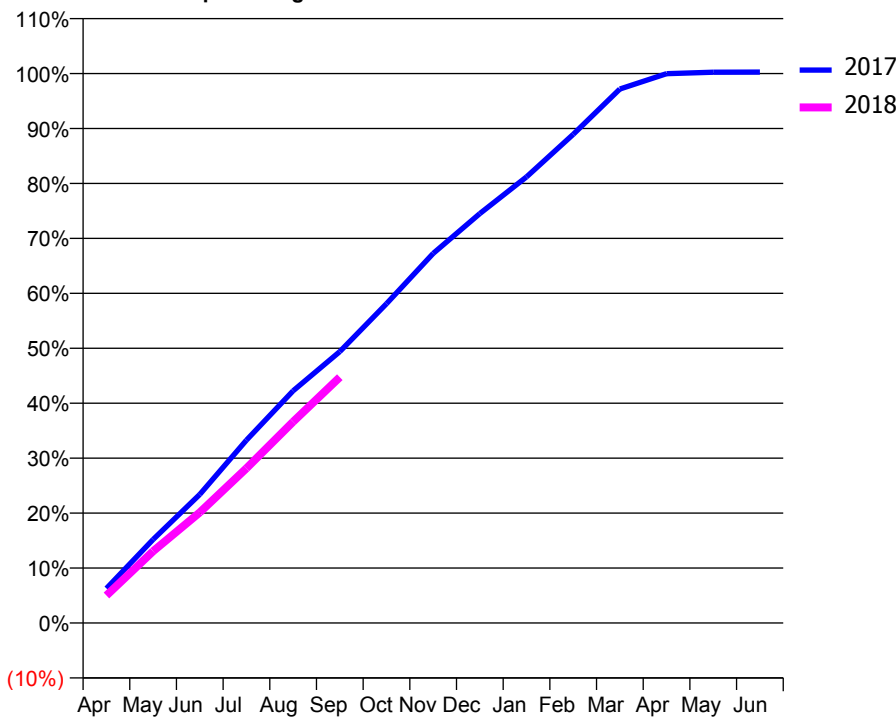
### ACCESS\*

Patients seen in 24 months	Total	Change since previous quarter
Quarter ending September 2016	5,196	
Quarter ending December 2016	5,141	↓
Quarter ending March 2017	5,144	→
Quarter ending June 2017	5,172	→
Quarter ending September 2017	5,222	→
<b>Variance since September 2016</b>	<b>0.5%</b>	<b>→</b>



### ACTIVITY

Cumulative percentage of contracted UDA delivered 2017 & 2018



Month	Adjusted Scheduled Activity (UDA)	
	2017	2018
April	1,009	803
May	2,433	2,089
June	3,746	3,220
July	5,326	4,506
August	6,763	5,862
September	7,903	7,158
October	9,297	
November	10,763	
December	11,923	
January	12,990	
February	14,226	
March	15,549	
April	15,996	
May	16,036	
June	16,043	

### QUALITY

	Quantity	Base Number	Contract	AT	Region	England
% of FP17s for the same patient ID Re-attending within 3 months - Children	61	1,075	5.7%	10.9%	11.6%	11.9%
% of FP17s for the same patient ID Re-attending within 3 months - Adults	256	2,655	9.6%	14.5%	15.2%	15.9%
% of FP17s for the same patient ID Re-attending between 3 & 9 months - Children	635	1,075	59.1%	59.2%	59.1%	58.1%
% of FP17s for the same patient ID Re-attending between 3 & 9 months - Adults	1,659	2,655	62.5%	48.7%	51.7%	50.6%
% of FP17s for Band 1 Urgent Courses	179	3,495	5.1%	9.2%	8.0%	9.1%
% of FP17s Relating to Free Repair or Replacements	11	3,495	0.3%	0.8%	0.8%	0.8%
% of FP17s Relating to Continuations	16	3,495	0.5%	1.1%	1.0%	1.1%
% of Patients satisfied with the dentistry they have received	10	13	76.9%	91.6%	91.5%	91.4%
% of Patients satisfied with the time they had to wait for an appointment	12	13	92.3%	86.8%	88.2%	87.7%

\* This is based on patients treated on this contract for their most recent course of treatment. Figures in italics indicate the base number of FP17s or Patient Questionnaire responses are less than 100. N/A is shown where the base number of responses is less than 10 during the period. % is calculated as Quantity/Base number\*100

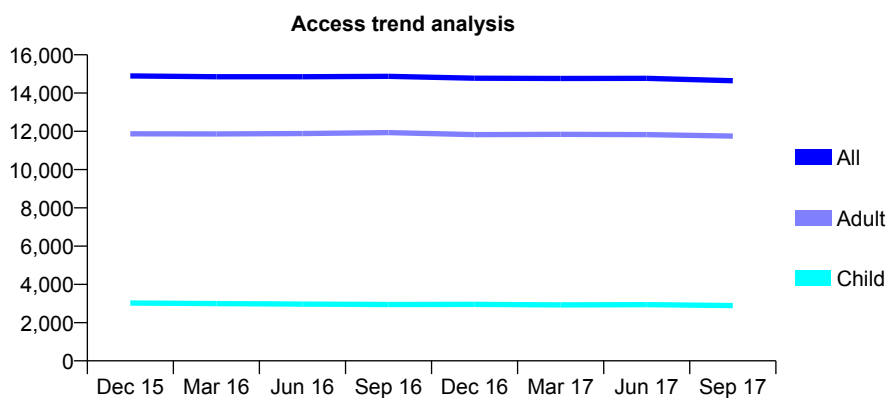
## Q56 - Vital Signs At a Glance Contract Report for 182397/0001 - September 2017

Name or company name	Bank Bulidings Dental Practice
Contract type name	GDS Contract
Purpose of contract	General and Orthodontic
Contract start date	01/04/2011
Contract end date	

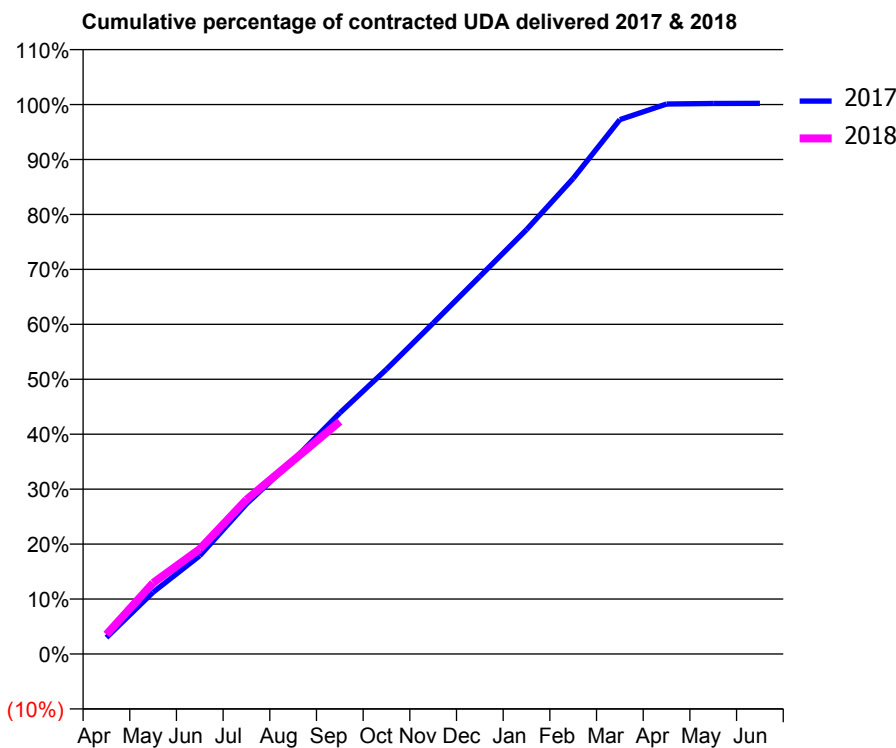
17/18 Contracted general activity (UDA)	40,973
Carry forward general activity (UDA)	-87
17/18 Contracted orthodontic activity (UOA)	3,067
Carry forward orthodontic activity (UOA)	-34
Baseline contract value	£1,139,529.86

### ACCESS\*

Patients seen in 24 months	Total	Change since previous quarter
Quarter ending September 2016	14,876	
Quarter ending December 2016	14,774	→
Quarter ending March 2017	14,764	→
Quarter ending June 2017	14,768	→
Quarter ending September 2017	14,645	→
<b>Variance since September 2016</b>	<b>(1.6%)</b>	<b>↓</b>



### ACTIVITY



Month	Adjusted Scheduled Activity (UDA)	
	2017	2018
April	1,228	1,457
May	4,607	5,302
June	7,330	7,825
July	11,195	11,513
August	14,439	14,423
September	17,969	17,337
October	21,235	
November	24,676	
December	28,149	
January	31,644	
February	35,458	
March	39,847	
April	41,008	
May	41,051	
June	41,060	

### QUALITY

	Quantity	Base Number	Contract	AT	Region	England
% of FP17s for the same patient ID Re-attending within 3 months - Children	313	2,255	13.9%	10.9%	11.6%	11.9%
% of FP17s for the same patient ID Re-attending within 3 months - Adults	1,234	7,118	17.3%	14.5%	15.2%	15.9%
% of FP17s for the same patient ID Re-attending between 3 & 9 months - Children	1,124	2,255	49.8%	59.2%	59.1%	58.1%
% of FP17s for the same patient ID Re-attending between 3 & 9 months - Adults	2,659	7,118	37.4%	48.7%	51.7%	50.6%
% of FP17s for Band 1 Urgent Courses	652	8,230	7.9%	9.2%	8.0%	9.1%
% of FP17s Relating to Free Repair or Replacements	38	8,230	0.5%	0.8%	0.8%	0.8%
% of FP17s Relating to Continuations	103	8,230	1.3%	1.1%	1.0%	1.1%
% of Patients satisfied with the dentistry they have received	22	24	91.7%	91.6%	91.5%	91.4%
% of Patients satisfied with the time they had to wait for an appointment	21	24	87.5%	86.8%	88.2%	87.7%

\* This is based on patients treated on this contract for their most recent course of treatment. Figures in italics indicate the base number of FP17s or Patient Questionnaire responses are less than 100. N/A is shown where the base number of responses is less than 10 during the period. % is calculated as Quantity/Base number\*100

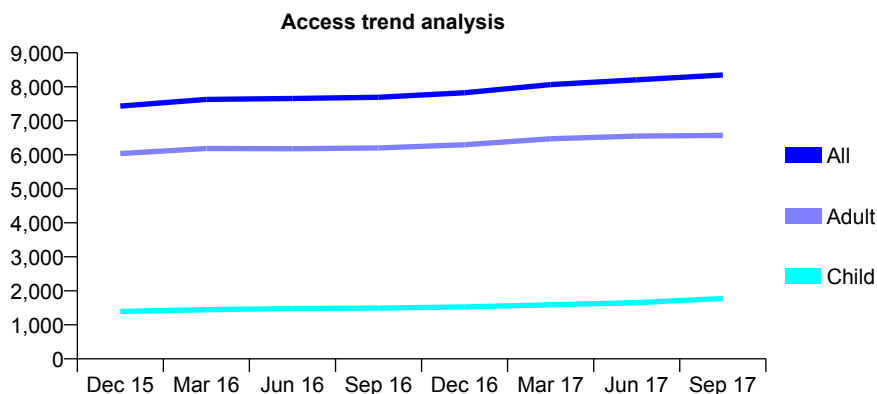
## Q56 - Vital Signs At a Glance Contract Report for 183113/0001 - September 2017

Name or company name	Chokshi Ltd
Contract type name	GDS Contract
Purpose of contract	General
Contract start date	18/06/2012
Contract end date	

17/18 Contracted general activity (UDA)	21,607
Carry forward general activity (UDA)	376
17/18 Contracted orthodontic activity (UOA)	0
Carry forward orthodontic activity (UOA)	0
Baseline contract value	£580,722.47

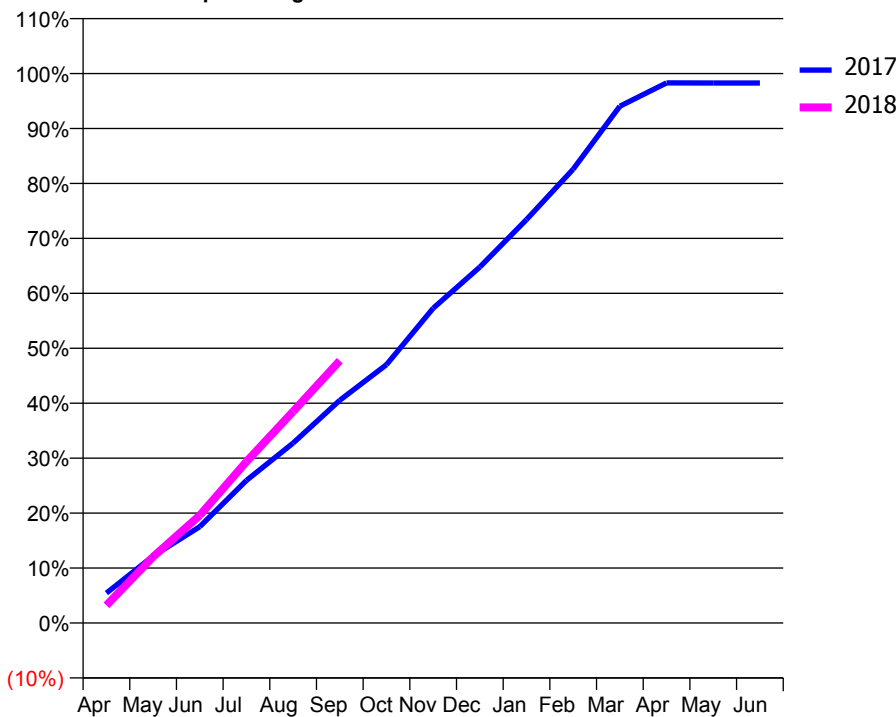
### ACCESS\*

Patients seen in 24 months	Total	Change since previous quarter
Quarter ending September 2016	7,694	
Quarter ending December 2016	7,825	→
Quarter ending March 2017	8,064	↑
Quarter ending June 2017	8,204	→
Quarter ending September 2017	8,346	→
<b>Variance since September 2016</b>	<b>8.5%</b>	<b>↑</b>



### ACTIVITY

Cumulative percentage of contracted UDA delivered 2017 & 2018



Month	Adjusted Scheduled Activity (UDA)	
	2017	2018
April	1,178	695
May	2,632	2,604
June	3,788	4,233
July	5,607	6,345
August	7,076	8,316
September	8,757	10,316
October	10,159	
November	12,377	
December	13,996	
January	15,865	
February	17,846	
March	20,322	
April	21,238	
May	21,232	
June	21,231	

### QUALITY

	Quantity	Base Number	Contract	AT	Region	England
% of FP17s for the same patient ID Re-attending within 3 months - Children	122	1,589	7.7%	10.9%	11.6%	11.9%
% of FP17s for the same patient ID Re-attending within 3 months - Adults	751	4,818	15.6%	14.5%	15.2%	15.9%
% of FP17s for the same patient ID Re-attending between 3 & 9 months - Children	990	1,589	62.3%	59.2%	59.1%	58.1%
% of FP17s for the same patient ID Re-attending between 3 & 9 months - Adults	2,746	4,818	57.0%	48.7%	51.7%	50.6%
% of FP17s for Band 1 Urgent Courses	376	5,495	6.8%	9.2%	8.0%	9.1%
% of FP17s Relating to Free Repair or Replacements	15	5,495	0.3%	0.8%	0.8%	0.8%
% of FP17s Relating to Continuations	27	5,495	0.5%	1.1%	1.0%	1.1%
% of Patients satisfied with the dentistry they have received	20	20	100.0%	91.6%	91.5%	91.4%
% of Patients satisfied with the time they had to wait for an appointment	19	20	95.0%	86.8%	88.2%	87.7%

\* This is based on patients treated on this contract for their most recent course of treatment. Figures in italics indicate the base number of FP17s or Patient Questionnaire responses are less than 100. N/A is shown where the base number of responses is less than 10 during the period. % is calculated as Quantity/Base number\*100

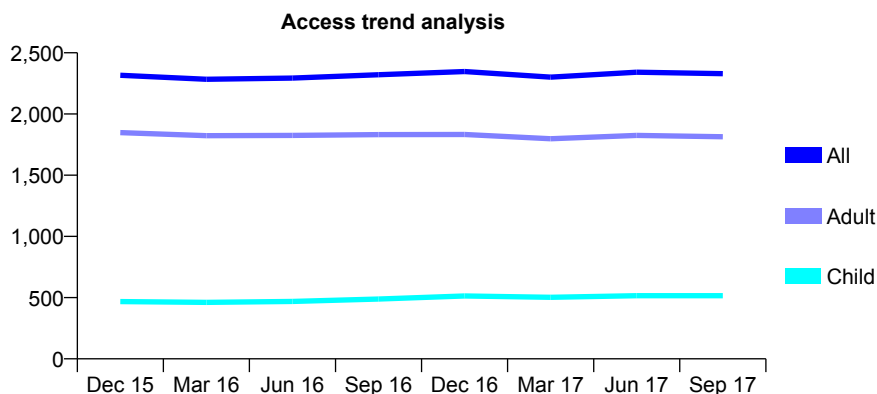
## Q56 - Vital Signs At a Glance Contract Report for 183946/0001 - September 2017

Name or company name	Woodbridge Dental Surgery Limited
Contract type name	GDS Contract
Purpose of contract	General
Contract start date	01/04/2010
Contract end date	

17/18 Contracted general activity (UDA)	6,571
Carry forward general activity (UDA)	-16
17/18 Contracted orthodontic activity (UOA)	0
Carry forward orthodontic activity (UOA)	0
Baseline contract value	£153,245.00

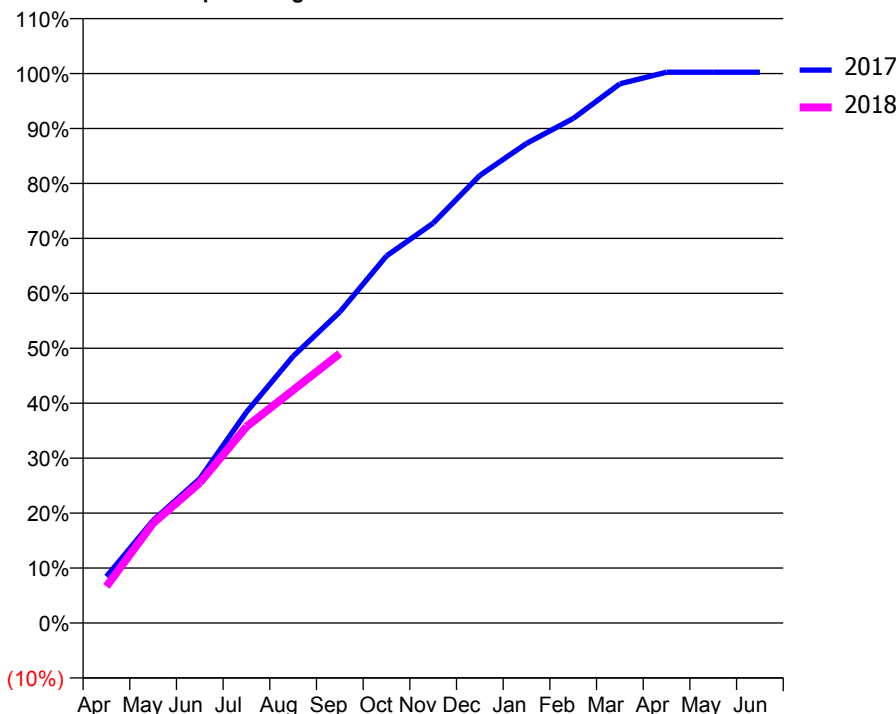
### ACCESS\*

Patients seen in 24 months	Total	Change since previous quarter
Quarter ending September 2016	2,321	
Quarter ending December 2016	2,347	→
Quarter ending March 2017	2,301	↓
Quarter ending June 2017	2,341	→
Quarter ending September 2017	2,330	→
<b>Variance since September 2016</b>	<b>0.4%</b>	<b>→</b>



### ACTIVITY

Cumulative percentage of contracted UDA delivered 2017 & 2018



Adjusted Scheduled Activity (UDA)

Month	2017	2018
April	556	438
May	1,228	1,193
June	1,727	1,676
July	2,522	2,348
August	3,189	2,784
September	3,719	3,221
October	4,389	
November	4,781	
December	5,352	
January	5,735	
February	6,033	
March	6,447	
April	6,587	
May	6,587	
June	6,587	

### QUALITY

	Quantity	Base Number	Contract	AT	Region	England
% of FP17s for the same patient ID Re-attending within 3 months - Children	22	390	5.6%	10.9%	11.6%	11.9%
% of FP17s for the same patient ID Re-attending within 3 months - Adults	150	1,204	12.5%	14.5%	15.2%	15.9%
% of FP17s for the same patient ID Re-attending between 3 & 9 months - Children	250	390	64.1%	59.2%	59.1%	58.1%
% of FP17s for the same patient ID Re-attending between 3 & 9 months - Adults	703	1,204	58.4%	48.7%	51.7%	50.6%
% of FP17s for Band 1 Urgent Courses	126	1,483	8.5%	9.2%	8.0%	9.1%
% of FP17s Relating to Free Repair or Replacements	7	1,483	0.5%	0.8%	0.8%	0.8%
% of FP17s Relating to Continuations	14	1,483	0.9%	1.1%	1.0%	1.1%
% of Patients satisfied with the dentistry they have received	7	7	N/A	91.6%	91.5%	91.4%
% of Patients satisfied with the time they had to wait for an appointment	7	7	N/A	86.8%	88.2%	87.7%

\* This is based on patients treated on this contract for their most recent course of treatment. Figures in italics indicate the base number of FP17s or Patient Questionnaire responses are less than 100. N/A is shown where the base number of responses is less than 10 during the period. % is calculated as Quantity/Base number\*100



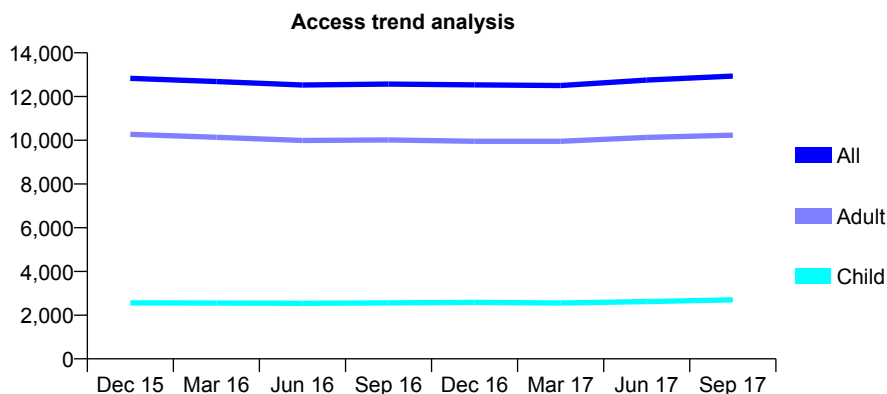
## Q56 - Vital Signs At a Glance Contract Report for 184624/0001 - September 2017

Name or company name	DMJ Norwich Limited
Contract type name	GDS Contract
Purpose of contract	General
Contract start date	01/04/2013
Contract end date	

17/18 Contracted general activity (UDA)	37,546
Carry forward general activity (UDA)	1,449
17/18 Contracted orthodontic activity (UOA)	0
Carry forward orthodontic activity (UOA)	0
Baseline contract value	£1,060,166.09

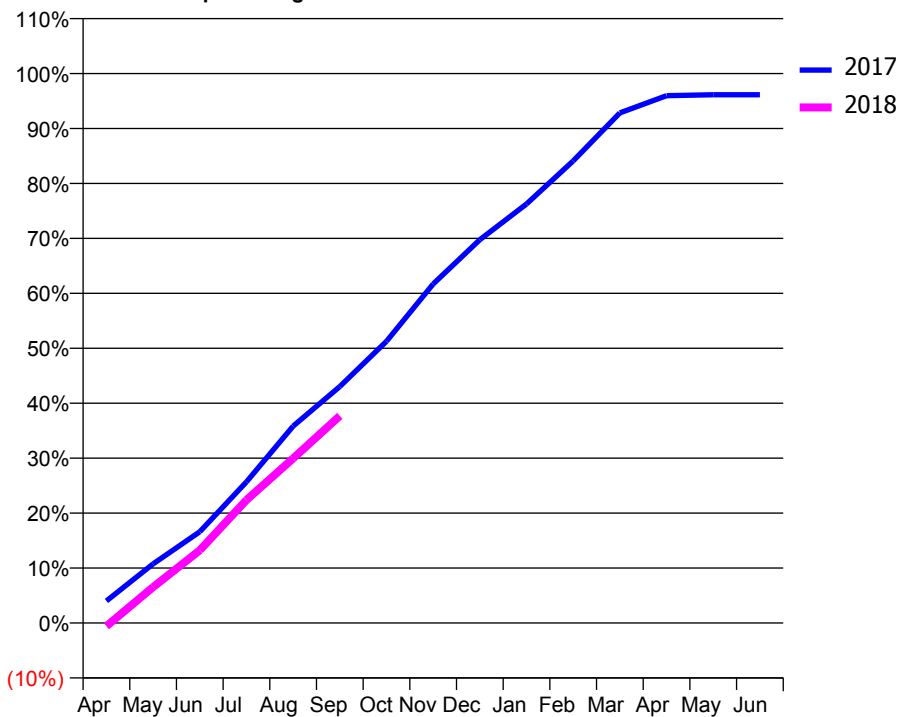
### ACCESS\*

Patients seen in 24 months	Total	Change since previous quarter
Quarter ending September 2016	12,572	
Quarter ending December 2016	12,533	→
Quarter ending March 2017	12,505	→
Quarter ending June 2017	12,750	→
Quarter ending September 2017	12,935	→
<b>Variance since September 2016</b>	<b>2.9%</b>	<b>↑</b>



### ACTIVITY

Cumulative percentage of contracted UDA delivered 2017 & 2018



Month	Adjusted Scheduled Activity (UDA)	
	2017	2018
April	1,507	-219
May	4,036	2,453
June	6,238	4,967
July	9,649	8,409
August	13,456	11,243
September	16,162	14,150
October	19,247	
November	23,164	
December	26,193	
January	28,634	
February	31,575	
March	34,851	
April	36,032	
May	36,099	
June	36,097	

### QUALITY

	Quantity	Base Number	Contract	AT	Region	England
% of FP17s for the same patient ID Re-attending within 3 months - Children	84	1,793	4.7%	10.9%	11.6%	11.9%
% of FP17s for the same patient ID Re-attending within 3 months - Adults	705	6,550	10.8%	14.5%	15.2%	15.9%
% of FP17s for the same patient ID Re-attending between 3 & 9 months - Children	847	1,793	47.2%	59.2%	59.1%	58.1%
% of FP17s for the same patient ID Re-attending between 3 & 9 months - Adults	3,064	6,550	46.8%	48.7%	51.7%	50.6%
% of FP17s for Band 1 Urgent Courses	478	7,842	6.1%	9.2%	8.0%	9.1%
% of FP17s Relating to Free Repair or Replacements	26	7,842	0.3%	0.8%	0.8%	0.8%
% of FP17s Relating to Continuations	121	7,842	1.5%	1.1%	1.0%	1.1%
% of Patients satisfied with the dentistry they have received	17	19	89.5%	91.6%	91.5%	91.4%
% of Patients satisfied with the time they had to wait for an appointment	15	19	78.9%	86.8%	88.2%	87.7%

\* This is based on patients treated on this contract for their most recent course of treatment. Figures in italics indicate the base number of FP17s or Patient Questionnaire responses are less than 100. N/A is shown where the base number of responses is less than 10 during the period. % is calculated as Quantity/Base number\*100

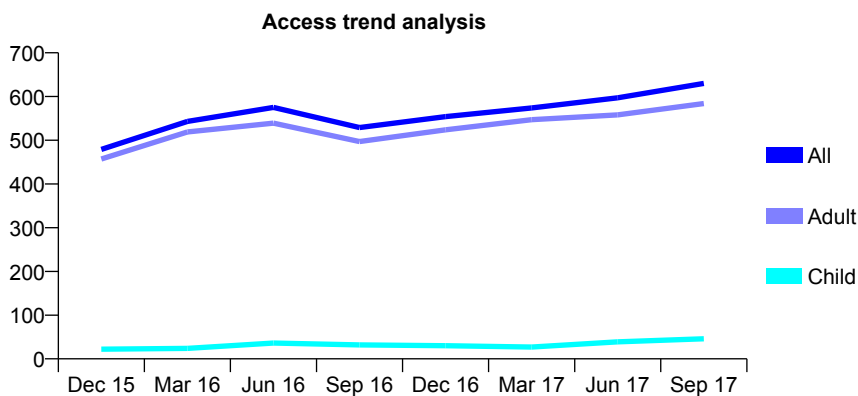
## Q56 - Vital Signs At a Glance Contract Report for 184624/0002 - September 2017

Name or company name	DMJ Norwich Limited
Contract type name	PDS Contract
Purpose of contract	General
Contract start date	01/04/2013
Contract end date	31/03/2018

17/18 Contracted general activity (UDA)	4,527
Carry forward general activity (UDA)	0
17/18 Contracted orthodontic activity (UOA)	0
Carry forward orthodontic activity (UOA)	0
Baseline contract value	£573,502.94

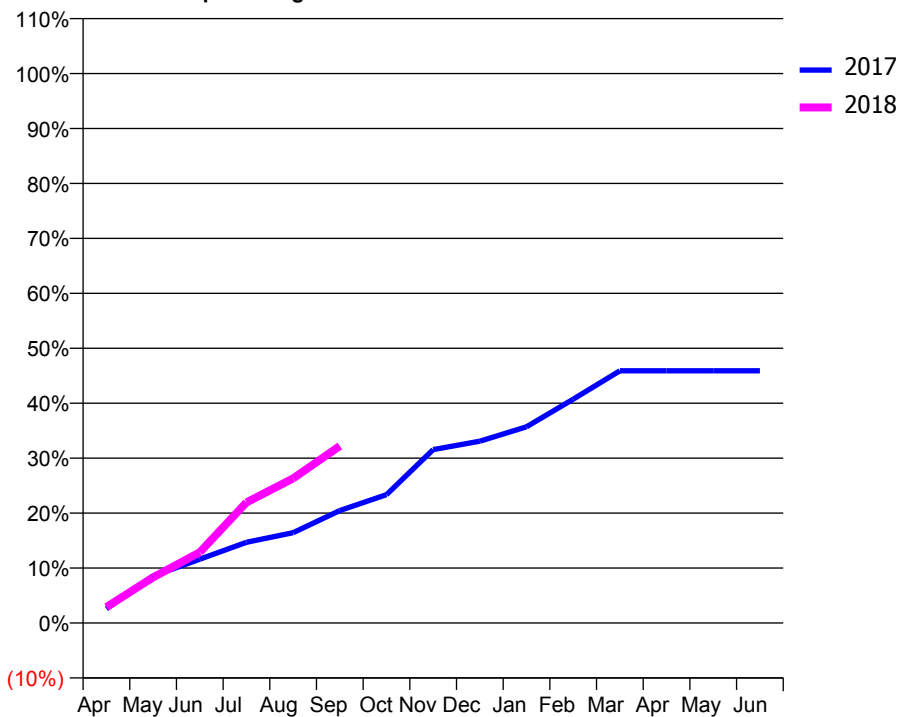
### ACCESS\*

Patients seen in 24 months	Total	Change since previous quarter
Quarter ending September 2016	529	
Quarter ending December 2016	554	↑
Quarter ending March 2017	574	↑
Quarter ending June 2017	597	↑
Quarter ending September 2017	630	↑
<b>Variance since September 2016</b>	<b>19.1%</b>	<b>↑</b>



### ACTIVITY

Cumulative percentage of contracted UDA delivered 2017 & 2018



Month	Adjusted Scheduled Activity (UDA)	
	2017	2018
April	117	131
May	387	376
June	526	583
July	665	993
August	744	1,191
September	927	1,458
October	1,057	
November	1,429	
December	1,498	
January	1,616	
February	1,844	
March	2,078	
April	2,078	
May	2,078	
June	2,078	

### QUALITY

	Quantity	Base Number	Contract	AT	Region	England
% of FP17s for the same patient ID Re-attending within 3 months - Children	0	45	0.0%	10.9%	11.6%	11.9%
% of FP17s for the same patient ID Re-attending within 3 months - Adults	3	448	0.7%	14.5%	15.2%	15.9%
% of FP17s for the same patient ID Re-attending between 3 & 9 months - Children	0	45	0.0%	59.2%	59.1%	58.1%
% of FP17s for the same patient ID Re-attending between 3 & 9 months - Adults	4	448	0.9%	48.7%	51.7%	50.6%
% of FP17s for Band 1 Urgent Courses	2	492	0.4%	9.2%	8.0%	9.1%
% of FP17s Relating to Free Repair or Replacements	0	492	0.0%	0.8%	0.8%	0.8%
% of FP17s Relating to Continuations	3	492	0.6%	1.1%	1.0%	1.1%
% of Patients satisfied with the dentistry they have received	0	0	N/A	91.6%	91.5%	91.4%
% of Patients satisfied with the time they had to wait for an appointment	0	0	N/A	86.8%	88.2%	87.7%

\* This is based on patients treated on this contract for their most recent course of treatment. Figures in italics indicate the base number of FP17s or Patient Questionnaire responses are less than 100. N/A is shown where the base number of responses is less than 10 during the period. % is calculated as Quantity/Base number\*100

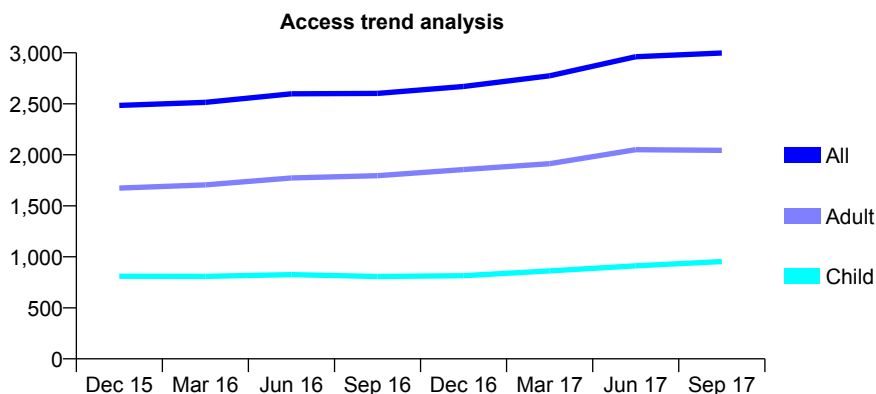
## Q56 - Vital Signs At a Glance Contract Report for 185272/0001 - September 2017

Name or company name	Bridge House Dental Practice
Contract type name	GDS Contract
Purpose of contract	General
Contract start date	01/11/2012
Contract end date	

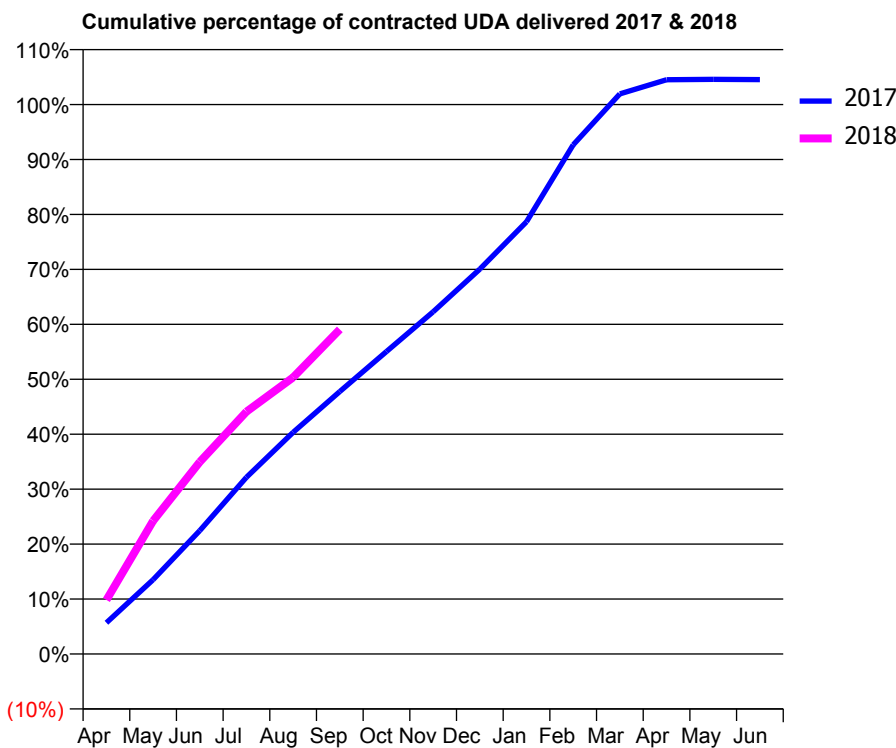
17/18 Contracted general activity (UDA)	5,905
Carry forward general activity (UDA)	-118
17/18 Contracted orthodontic activity (UOA)	0
Carry forward orthodontic activity (UOA)	0
Baseline contract value	£128,102.40

### ACCESS\*

Patients seen in 24 months	Total	Change since previous quarter
Quarter ending September 2016	2,602	
Quarter ending December 2016	2,670	↑
Quarter ending March 2017	2,775	↑
Quarter ending June 2017	2,962	↑
Quarter ending September 2017	2,998	→
<b>Variance since September 2016</b>	<b>15.2%</b>	<b>↑</b>



### ACTIVITY



Month	Adjusted Scheduled Activity (UDA)	
	2017	2018
April	336	581
May	798	1,431
June	1,326	2,064
July	1,900	2,605
August	2,382	2,973
September	2,821	3,488
October	3,251	
November	3,677	
December	4,136	
January	4,645	
February	5,471	
March	6,020	
April	6,172	
May	6,175	
June	6,173	

### QUALITY

	Quantity	Base Number	Contract	AT	Region	England
% of FP17s for the same patient ID Re-attending within 3 months - Children	45	813	5.5%	10.9%	11.6%	11.9%
% of FP17s for the same patient ID Re-attending within 3 months - Adults	143	1,129	12.7%	14.5%	15.2%	15.9%
% of FP17s for the same patient ID Re-attending between 3 & 9 months - Children	495	813	60.9%	59.2%	59.1%	58.1%
% of FP17s for the same patient ID Re-attending between 3 & 9 months - Adults	505	1,129	44.7%	48.7%	51.7%	50.6%
% of FP17s for Band 1 Urgent Courses	141	1,847	7.6%	9.2%	8.0%	9.1%
% of FP17s Relating to Free Repair or Replacements	16	1,847	0.9%	0.8%	0.8%	0.8%
% of FP17s Relating to Continuations	7	1,847	0.4%	1.1%	1.0%	1.1%
% of Patients satisfied with the dentistry they have received	1	1	N/A	91.6%	91.5%	91.4%
% of Patients satisfied with the time they had to wait for an appointment	1	1	N/A	86.8%	88.2%	87.7%

\* This is based on patients treated on this contract for their most recent course of treatment. Figures in italics indicate the base number of FP17s or Patient Questionnaire responses are less than 100. N/A is shown where the base number of responses is less than 10 during the period. % is calculated as Quantity/Base number\*100

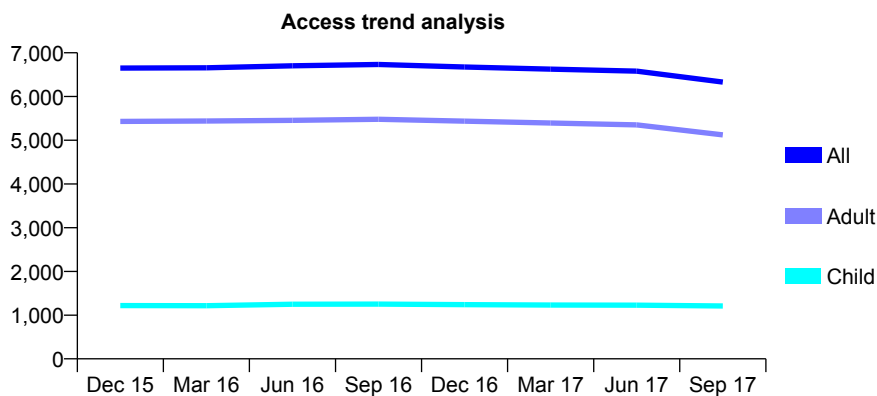
## Q56 - Vital Signs At a Glance Contract Report for 185361/0001 - September 2017

Name or company name	Diss Dental Health Centre Limited
Contract type name	GDS Contract
Purpose of contract	General
Contract start date	01/04/2010
Contract end date	

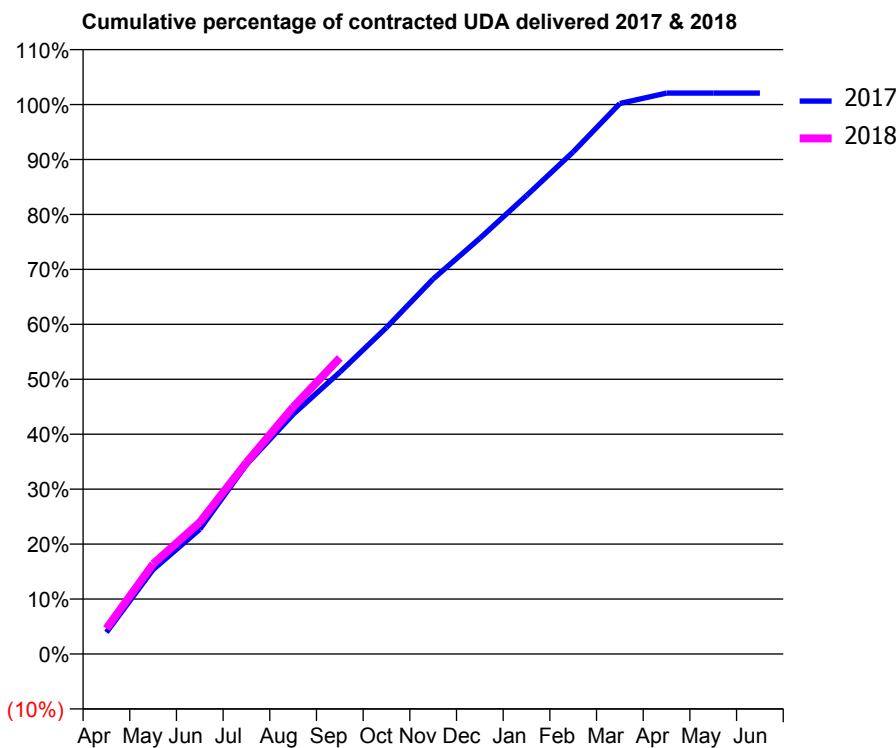
17/18 Contracted general activity (UDA)	17,060
Carry forward general activity (UDA)	-341
17/18 Contracted orthodontic activity (UOA)	0
Carry forward orthodontic activity (UOA)	0
Baseline contract value	£445,676.74

### ACCESS\*

Patients seen in 24 months	Total	Change since previous quarter
Quarter ending September 2016	6,733	
Quarter ending December 2016	6,676	→
Quarter ending March 2017	6,627	→
Quarter ending June 2017	6,581	→
Quarter ending September 2017	6,331	↓
<b>Variance since September 2016</b>	<b>(6.0%)</b>	<b>↓</b>



### ACTIVITY



Month	Adjusted Scheduled Activity (UDA)	
	2017	2018
April	673	794
May	2,622	2,798
June	3,873	4,089
July	5,882	5,947
August	7,442	7,666
September	8,751	9,191
October	10,139	
November	11,646	
December	12,907	
January	14,232	
February	15,588	
March	17,092	
April	17,413	
May	17,413	
June	17,413	

### QUALITY

	Quantity	Base Number	Contract	AT	Region	England
% of FP17s for the same patient ID Re-attending within 3 months - Children	44	843	5.2%	10.9%	11.6%	11.9%
% of FP17s for the same patient ID Re-attending within 3 months - Adults	371	3,194	11.6%	14.5%	15.2%	15.9%
% of FP17s for the same patient ID Re-attending between 3 & 9 months - Children	450	843	53.4%	59.2%	59.1%	58.1%
% of FP17s for the same patient ID Re-attending between 3 & 9 months - Adults	1,444	3,194	45.2%	48.7%	51.7%	50.6%
% of FP17s for Band 1 Urgent Courses	280	3,945	7.1%	9.2%	8.0%	9.1%
% of FP17s Relating to Free Repair or Replacements	17	3,945	0.4%	0.8%	0.8%	0.8%
% of FP17s Relating to Continuations	35	3,945	0.9%	1.1%	1.0%	1.1%
% of Patients satisfied with the dentistry they have received	11	13	84.6%	91.6%	91.5%	91.4%
% of Patients satisfied with the time they had to wait for an appointment	11	13	84.6%	86.8%	88.2%	87.7%

\* This is based on patients treated on this contract for their most recent course of treatment. Figures in italics indicate the base number of FP17s or Patient Questionnaire responses are less than 100. N/A is shown where the base number of responses is less than 10 during the period. % is calculated as Quantity/Base number\*100

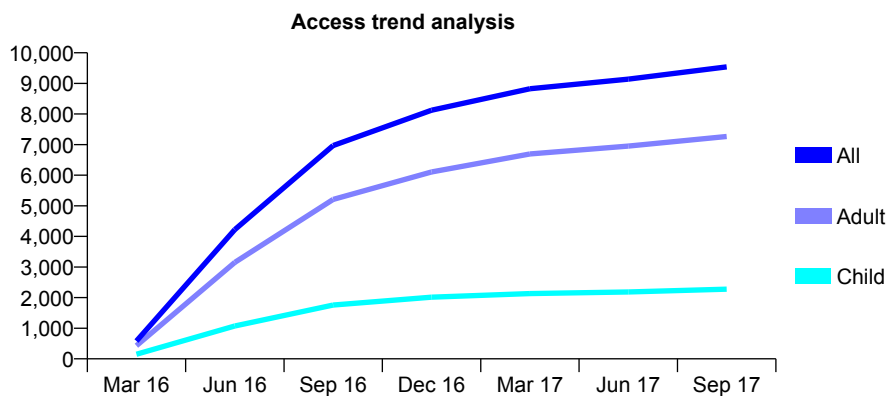
## Q56 - Vital Signs At a Glance Contract Report for 185434/0001 - September 2017

Name or company name	Priority Park Dental Practice
Contract type name	GDS Contract
Purpose of contract	General
Contract start date	01/01/2016
Contract end date	

17/18 Contracted general activity (UDA)	28,201
Carry forward general activity (UDA)	321
17/18 Contracted orthodontic activity (UOA)	0
Carry forward orthodontic activity (UOA)	0
Baseline contract value	£964,959.59

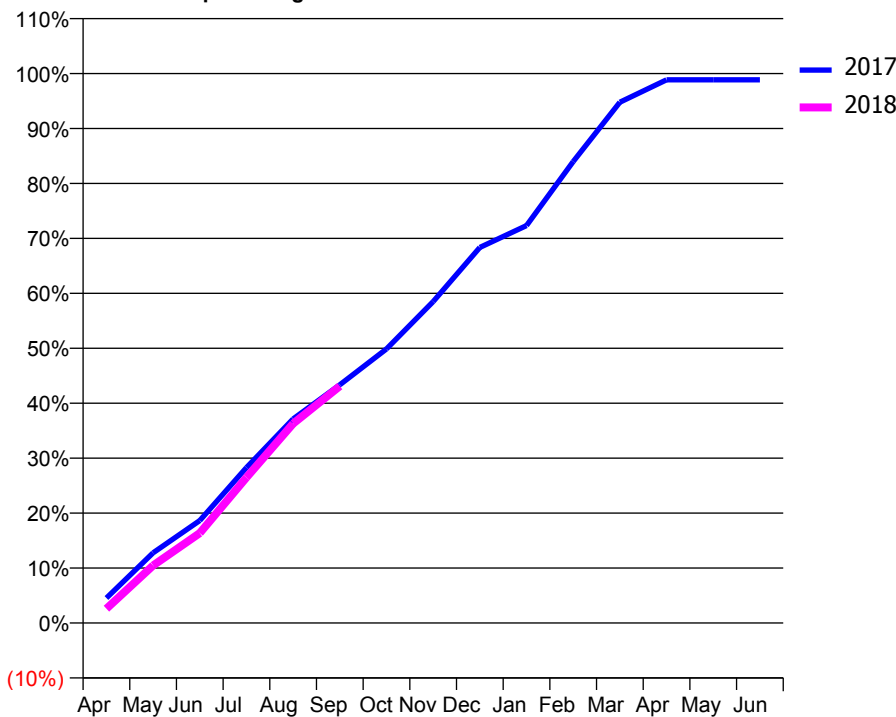
### ACCESS\*

Patients seen in 24 months	Total	Change since previous quarter
Quarter ending September 2016	6,968	
Quarter ending December 2016	8,123	↑
Quarter ending March 2017	8,826	↑
Quarter ending June 2017	9,139	↑
Quarter ending September 2017	9,541	↑
<b>Variance since September 2016</b>	<b>36.9%</b>	<b>↑</b>



### ACTIVITY

**Cumulative percentage of contracted UDA delivered 2017 & 2018**



Month	Adjusted Scheduled Activity (UDA)	
	2017	2018
April	1,282	739
May	3,601	2,954
June	5,258	4,616
July	7,975	7,470
August	10,474	10,235
September	12,223	12,158
October	14,066	
November	16,495	
December	19,275	
January	20,399	
February	23,681	
March	26,725	
April	27,877	
May	27,879	
June	27,880	

### QUALITY

	Quantity	Base Number	Contract	AT	Region	England
% of FP17s for the same patient ID Re-attending within 3 months - Children	119	1,894	6.3%	10.9%	11.6%	11.9%
% of FP17s for the same patient ID Re-attending within 3 months - Adults	789	5,838	13.5%	14.5%	15.2%	15.9%
% of FP17s for the same patient ID Re-attending between 3 & 9 months - Children	1,244	1,894	65.7%	59.2%	59.1%	58.1%
% of FP17s for the same patient ID Re-attending between 3 & 9 months - Adults	3,732	5,838	63.9%	48.7%	51.7%	50.6%
% of FP17s for Band 1 Urgent Courses	503	7,226	7.0%	9.2%	8.0%	9.1%
% of FP17s Relating to Free Repair or Replacements	20	7,226	0.3%	0.8%	0.8%	0.8%
% of FP17s Relating to Continuations	102	7,226	1.4%	1.1%	1.0%	1.1%
% of Patients satisfied with the dentistry they have received	14	14	100.0%	91.6%	91.5%	91.4%
% of Patients satisfied with the time they had to wait for an appointment	13	14	92.9%	86.8%	88.2%	87.7%

\* This is based on patients treated on this contract for their most recent course of treatment. Figures in italics indicate the base number of FP17s or Patient Questionnaire responses are less than 100. N/A is shown where the base number of responses is less than 10 during the period. % is calculated as Quantity/Base number\*100

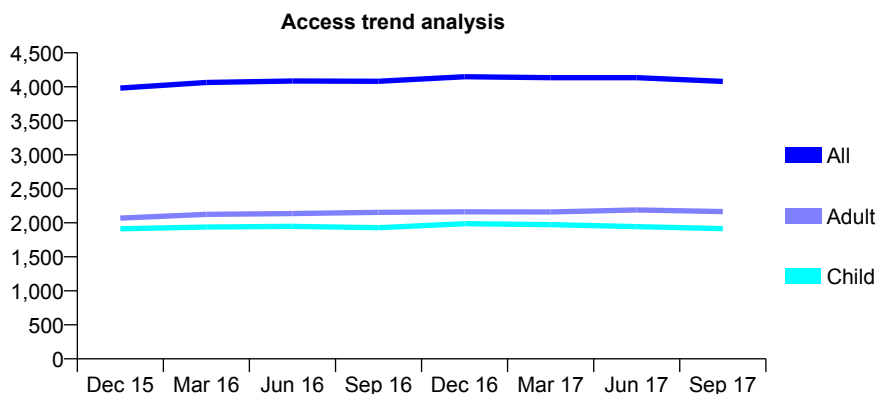
## Q56 - Vital Signs At a Glance Contract Report for 185671/0001 - September 2017

Name or company name	Community Dental Services CIC
Contract type name	PDS Contract
Purpose of contract	General
Contract start date	01/10/2012
Contract end date	31/03/2018

17/18 Contracted general activity (UDA)	9,183
Carry forward general activity (UDA)	0
17/18 Contracted orthodontic activity (UOA)	0
Carry forward orthodontic activity (UOA)	0
Baseline contract value	£1,489,070.00

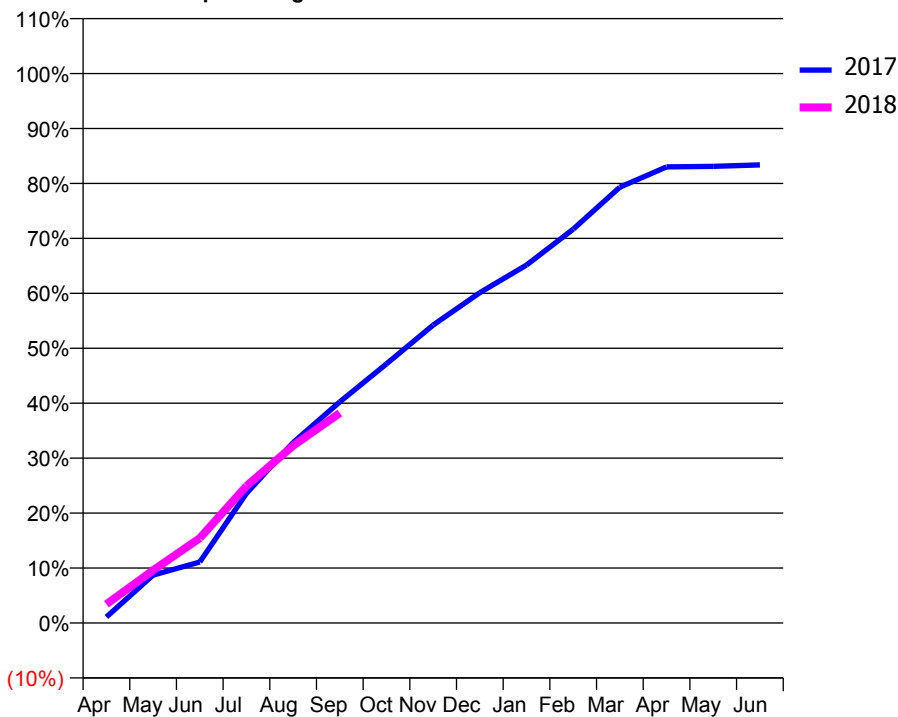
### ACCESS\*

Patients seen in 24 months	Total	Change since previous quarter
Quarter ending September 2016	4,082	
Quarter ending December 2016	4,149	→
Quarter ending March 2017	4,134	→
Quarter ending June 2017	4,135	→
Quarter ending September 2017	4,079	↓
<b>Variance since September 2016</b>	<b>(0.1%)</b>	→



### ACTIVITY

Cumulative percentage of contracted UDA delivered 2017 & 2018



Month	Adjusted Scheduled Activity (UDA)	
	2017	2018
April	102	314
May	801	882
June	1,021	1,418
July	2,167	2,290
August	3,017	2,963
September	3,695	3,509
October	4,332	
November	4,979	
December	5,521	
January	5,982	
February	6,582	
March	7,284	
April	7,623	
May	7,632	
June	7,656	

### QUALITY

	Quantity	Base Number	Contract	AT	Region	England
% of FP17s for the same patient ID Re-attending within 3 months - Children	104	1,404	7.4%	10.9%	11.6%	11.9%
% of FP17s for the same patient ID Re-attending within 3 months - Adults	183	1,401	13.1%	14.5%	15.2%	15.9%
% of FP17s for the same patient ID Re-attending between 3 & 9 months - Children	688	1,404	49.0%	59.2%	59.1%	58.1%
% of FP17s for the same patient ID Re-attending between 3 & 9 months - Adults	725	1,401	51.7%	48.7%	51.7%	50.6%
% of FP17s for Band 1 Urgent Courses	124	2,253	5.5%	9.2%	8.0%	9.1%
% of FP17s Relating to Free Repair or Replacements	2	2,253	0.1%	0.8%	0.8%	0.8%
% of FP17s Relating to Continuations	24	2,253	1.1%	1.1%	1.0%	1.1%
% of Patients satisfied with the dentistry they have received	16	18	88.9%	91.6%	91.5%	91.4%
% of Patients satisfied with the time they had to wait for an appointment	13	18	72.2%	86.8%	88.2%	87.7%

\* This is based on patients treated on this contract for their most recent course of treatment. Figures in italics indicate the base number of FP17s or Patient Questionnaire responses are less than 100. N/A is shown where the base number of responses is less than 10 during the period. % is calculated as Quantity/Base number\*100

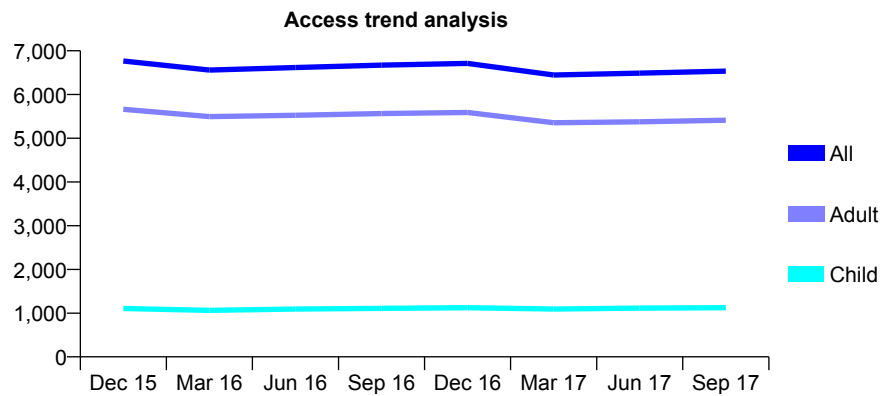
## Q56 - Vital Signs At a Glance Contract Report for 185787/0001 - September 2017

Name or company name	Compass Clinic Limited
Contract type name	PDS Plus Contract
Purpose of contract	General
Contract start date	01/05/2010
Contract end date	30/04/2018

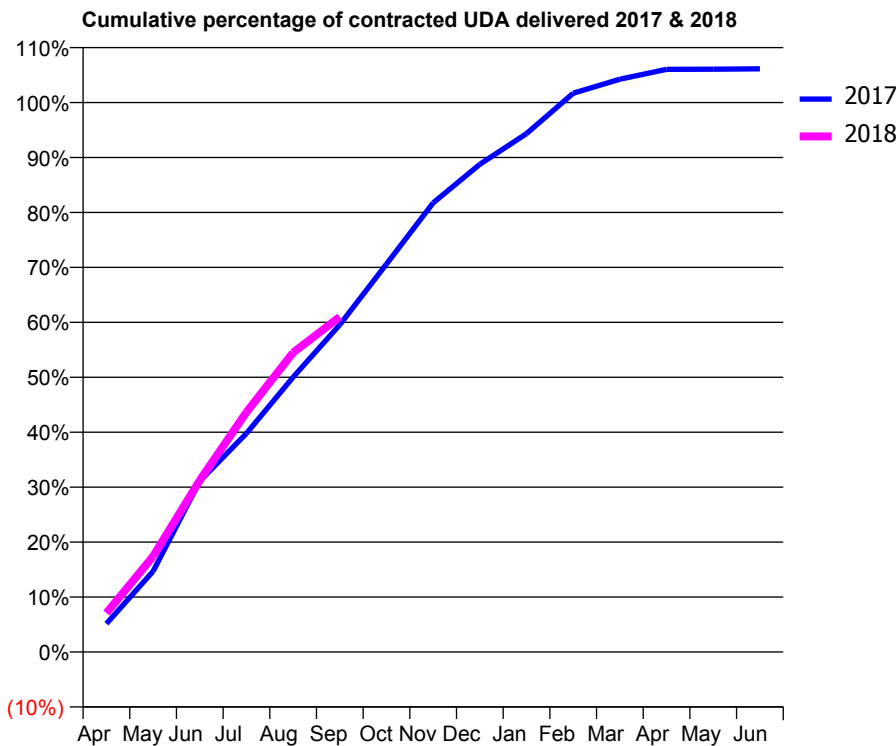
17/18 Contracted general activity (UDA)	21,000
Carry forward general activity (UDA)	-420
17/18 Contracted orthodontic activity (UOA)	0
Carry forward orthodontic activity (UOA)	0
Baseline contract value	£583,890.64

### ACCESS\*

Patients seen in 24 months	Total	Change since previous quarter
Quarter ending September 2016	6,673	
Quarter ending December 2016	6,713	→
Quarter ending March 2017	6,447	↓
Quarter ending June 2017	6,489	→
Quarter ending September 2017	6,536	→
<b>Variance since September 2016</b>	<b>(2.1%)</b>	<b>↓</b>



### ACTIVITY



Month	Adjusted Scheduled Activity (UDA)	
	2017	2018
April	1,085	1,490
May	3,085	3,654
June	6,528	6,562
July	8,355	9,167
August	10,503	11,441
September	12,510	12,807
October	14,828	
November	17,165	
December	18,638	
January	19,810	
February	21,354	
March	21,892	
April	22,265	
May	22,274	
June	22,290	

### QUALITY

	Quantity	Base Number	Contract	AT	Region	England
% of FP17s for the same patient ID Re-attending within 3 months - Children	79	866	9.1%	10.9%	11.6%	11.9%
% of FP17s for the same patient ID Re-attending within 3 months - Adults	847	4,275	19.8%	14.5%	15.2%	15.9%
% of FP17s for the same patient ID Re-attending between 3 & 9 months - Children	372	866	43.0%	59.2%	59.1%	58.1%
% of FP17s for the same patient ID Re-attending between 3 & 9 months - Adults	1,672	4,275	39.1%	48.7%	51.7%	50.6%
% of FP17s for Band 1 Urgent Courses	506	4,959	10.2%	9.2%	8.0%	9.1%
% of FP17s Relating to Free Repair or Replacements	194	4,959	3.9%	0.8%	0.8%	0.8%
% of FP17s Relating to Continuations	93	4,959	1.9%	1.1%	1.0%	1.1%
% of Patients satisfied with the dentistry they have received	11	12	91.7%	91.6%	91.5%	91.4%
% of Patients satisfied with the time they had to wait for an appointment	9	12	75.0%	86.8%	88.2%	87.7%

\* This is based on patients treated on this contract for their most recent course of treatment. Figures in italics indicate the base number of FP17s or Patient Questionnaire responses are less than 100. N/A is shown where the base number of responses is less than 10 during the period. % is calculated as Quantity/Base number\*100

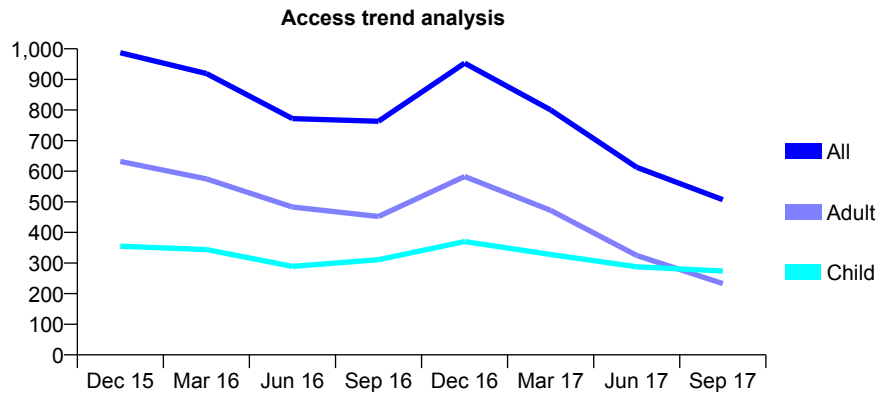
## Q56 - Vital Signs At a Glance Contract Report for 187941/0001 - September 2017

Name or company name	Christopher Sprinz and Victoria Victorova
Contract type name	GDS Contract
Purpose of contract	General
Contract start date	12/10/2009
Contract end date	

17/18 Contracted general activity (UDA)	1,735
Carry forward general activity (UDA)	-35
17/18 Contracted orthodontic activity (UOA)	0
Carry forward orthodontic activity (UOA)	0
Baseline contract value	£42,926.52

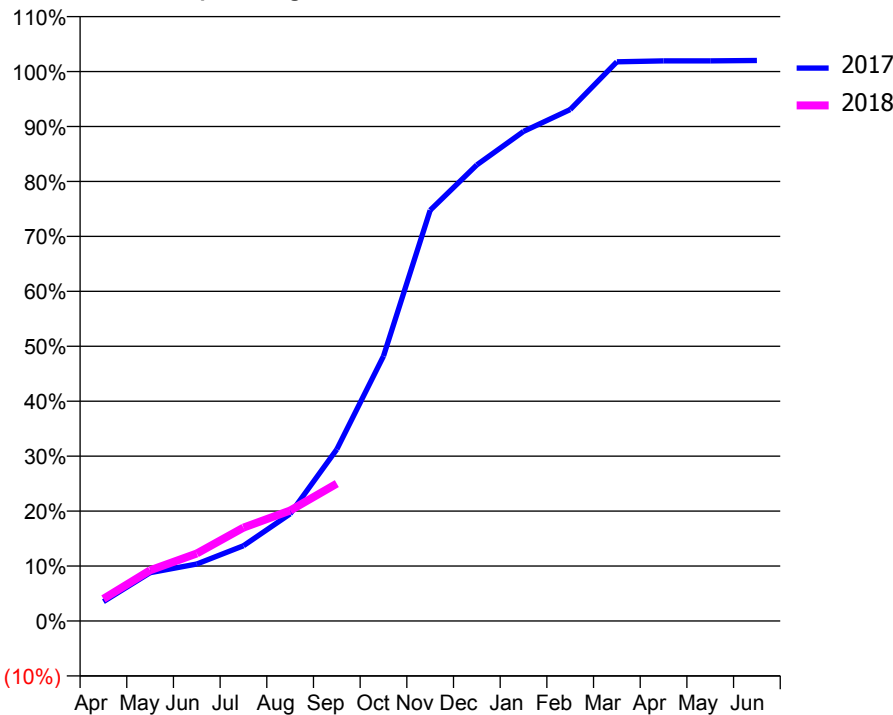
### ACCESS\*

Patients seen in 24 months	Total	Change since previous quarter
Quarter ending September 2016	763	
Quarter ending December 2016	953	↑
Quarter ending March 2017	800	↓
Quarter ending June 2017	613	↓
Quarter ending September 2017	507	↓
<b>Variance since September 2016</b>	<b>(33.6%)</b>	<b>↓</b>



### ACTIVITY

Cumulative percentage of contracted UDA delivered 2017 & 2018



Month	Adjusted Scheduled Activity (UDA)	
	2017	2018
April	61	70
May	153	160
June	180	213
July	238	295
August	338	349
September	542	434
October	836	
November	1,297	
December	1,440	
January	1,546	
February	1,615	
March	1,765	
April	1,769	
May	1,769	
June	1,770	

### QUALITY

	Quantity	Base Number	Contract	AT	Region	England
% of FP17s for the same patient ID Re-attending within 3 months - Children	11	217	5.1%	10.9%	11.6%	11.9%
% of FP17s for the same patient ID Re-attending within 3 months - Adults	5	92	5.4%	14.5%	15.2%	15.9%
% of FP17s for the same patient ID Re-attending between 3 & 9 months - Children	163	217	75.1%	59.2%	59.1%	58.1%
% of FP17s for the same patient ID Re-attending between 3 & 9 months - Adults	43	92	46.7%	48.7%	51.7%	50.6%
% of FP17s for Band 1 Urgent Courses	5	303	1.7%	9.2%	8.0%	9.1%
% of FP17s Relating to Free Repair or Replacements	0	303	0.0%	0.8%	0.8%	0.8%
% of FP17s Relating to Continuations	2	303	0.7%	1.1%	1.0%	1.1%
% of Patients satisfied with the dentistry they have received	0	0	N/A	91.6%	91.5%	91.4%
% of Patients satisfied with the time they had to wait for an appointment	0	0	N/A	86.8%	88.2%	87.7%

\* This is based on patients treated on this contract for their most recent course of treatment. Figures in italics indicate the base number of FP17s or Patient Questionnaire responses are less than 100. N/A is shown where the base number of responses is less than 10 during the period. % is calculated as Quantity/Base number\*100



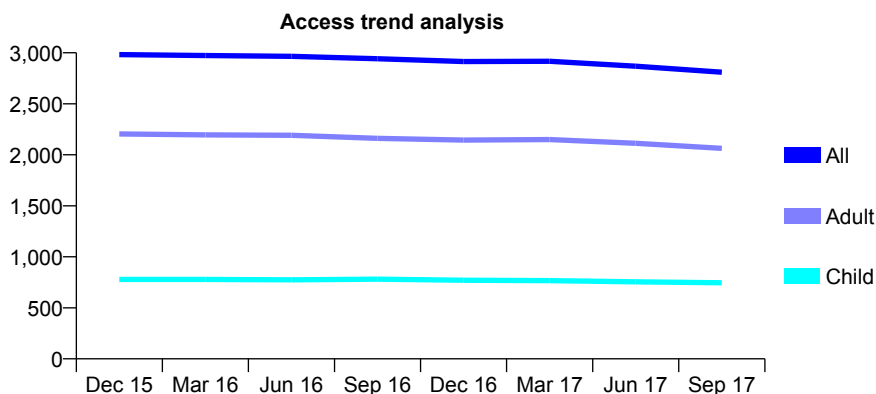
## Q56 - Vital Signs At a Glance Contract Report for 188301/0001 - September 2017

Name or company name	Capel Dental Ltd
Contract type name	GDS Contract
Purpose of contract	General and Orthodontic
Contract start date	01/09/2007
Contract end date	

17/18 Contracted general activity (UDA)	5,612
Carry forward general activity (UDA)	-11
17/18 Contracted orthodontic activity (UOA)	522
Carry forward orthodontic activity (UOA)	-5
Baseline contract value	£191,764.73

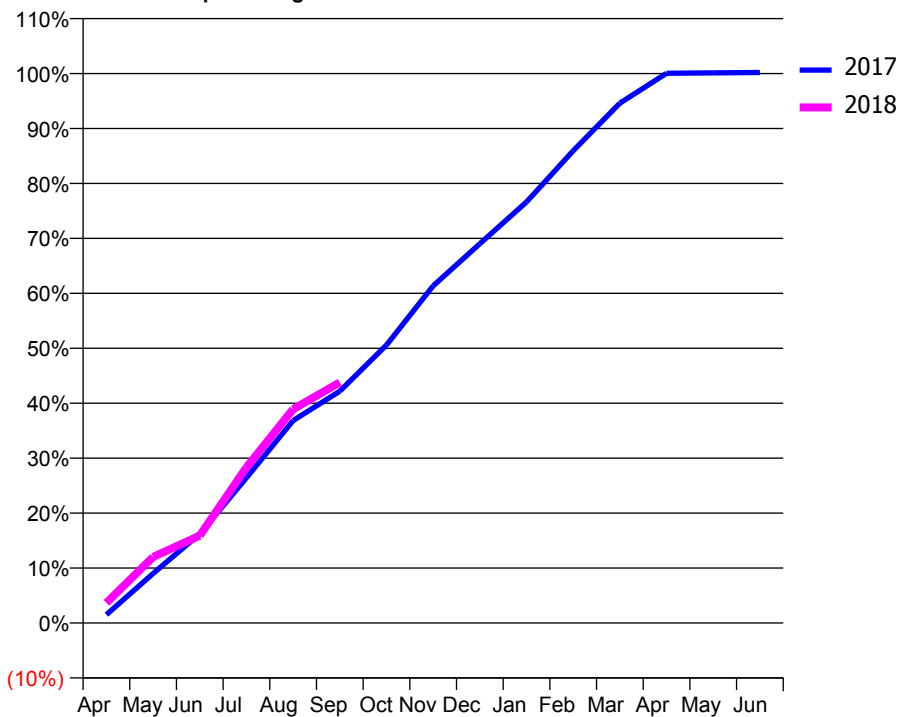
### ACCESS\*

Patients seen in 24 months	Total	Change since previous quarter
Quarter ending September 2016	2,942	
Quarter ending December 2016	2,915	→
Quarter ending March 2017	2,917	→
Quarter ending June 2017	2,868	↓
Quarter ending September 2017	2,810	↓
<b>Variance since September 2016</b>	<b>(4.5%)</b>	<b>↓</b>



### ACTIVITY

Cumulative percentage of contracted UDA delivered 2017 & 2018



Month	Adjusted Scheduled Activity (UDA)	
	2017	2018
April	85	206
May	507	674
June	911	893
July	1,484	1,590
August	2,067	2,184
September	2,368	2,458
October	2,839	
November	3,443	
December	3,873	
January	4,300	
February	4,823	
March	5,309	
April	5,614	
May	5,619	
June	5,623	

### QUALITY

	Quantity	Base Number	Contract	AT	Region	England
% of FP17s for the same patient ID Re-attending within 3 months - Children	59	574	10.3%	10.9%	11.6%	11.9%
% of FP17s for the same patient ID Re-attending within 3 months - Adults	209	1,414	14.8%	14.5%	15.2%	15.9%
% of FP17s for the same patient ID Re-attending between 3 & 9 months - Children	354	574	61.7%	59.2%	59.1%	58.1%
% of FP17s for the same patient ID Re-attending between 3 & 9 months - Adults	774	1,414	54.7%	48.7%	51.7%	50.6%
% of FP17s for Band 1 Urgent Courses	74	1,372	5.4%	9.2%	8.0%	9.1%
% of FP17s Relating to Free Repair or Replacements	24	1,372	1.7%	0.8%	0.8%	0.8%
% of FP17s Relating to Continuations	16	1,372	1.2%	1.1%	1.0%	1.1%
% of Patients satisfied with the dentistry they have received	3	3	N/A	91.6%	91.5%	91.4%
% of Patients satisfied with the time they had to wait for an appointment	3	3	N/A	86.8%	88.2%	87.7%

\* This is based on patients treated on this contract for their most recent course of treatment. Figures in italics indicate the base number of FP17s or Patient Questionnaire responses are less than 100. N/A is shown where the base number of responses is less than 10 during the period. % is calculated as Quantity/Base number\*100

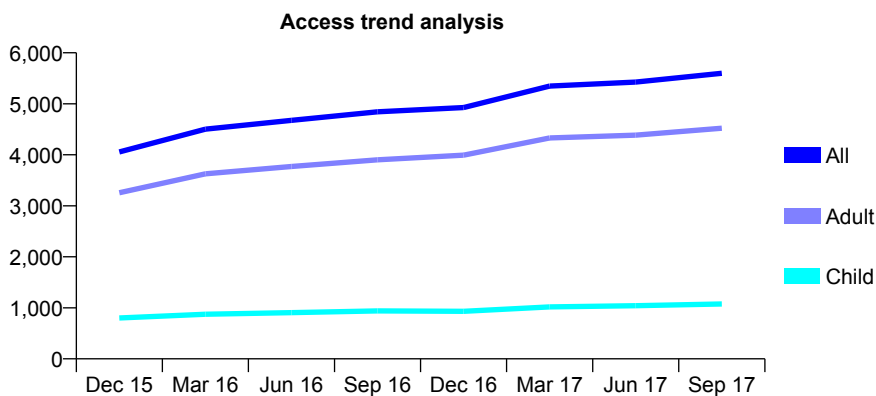
## Q56 - Vital Signs At a Glance Contract Report for 189677/0001 - September 2017

Name or company name	Dr Jai Prathap Reddy
Contract type name	GDS Contract
Purpose of contract	General
Contract start date	01/03/2015
Contract end date	

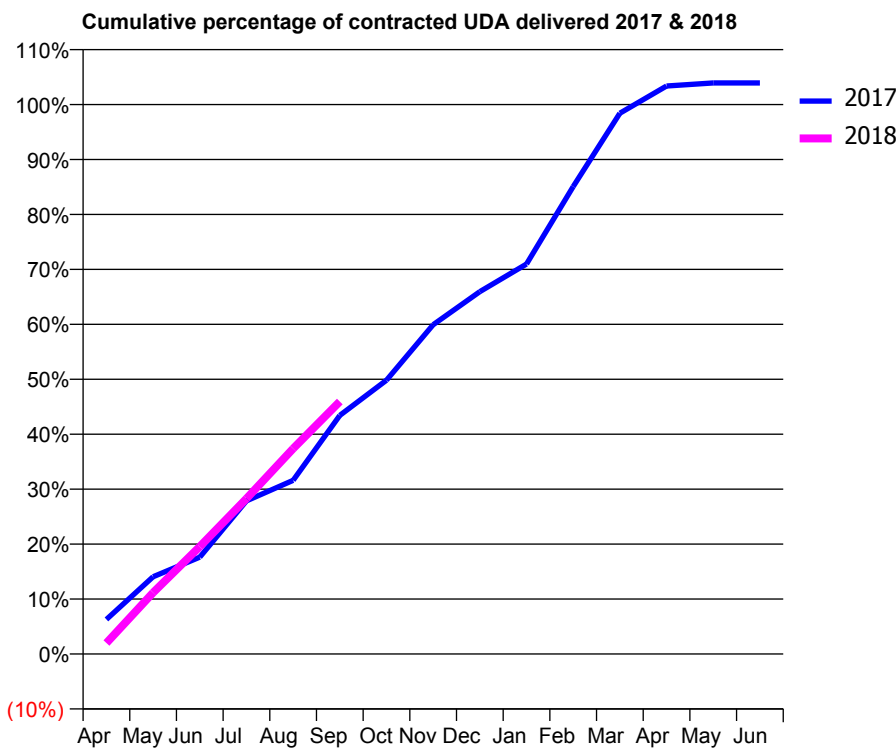
17/18 Contracted general activity (UDA)	14,985
Carry forward general activity (UDA)	-300
17/18 Contracted orthodontic activity (UOA)	0
Carry forward orthodontic activity (UOA)	0
Baseline contract value	£414,367.41

### ACCESS\*

Patients seen in 24 months	Total	Change since previous quarter
Quarter ending September 2016	4,843	
Quarter ending December 2016	4,927	→
Quarter ending March 2017	5,349	↑
Quarter ending June 2017	5,427	→
Quarter ending September 2017	5,599	↑
<b>Variance since September 2016</b>	<b>15.6%</b>	<b>↑</b>



### ACTIVITY



Month	Adjusted Scheduled Activity (UDA)	
	2017	2018
April	944	300
May	2,108	1,675
June	2,644	2,927
July	4,178	4,238
August	4,735	5,603
September	6,508	6,887
October	7,467	
November	8,982	
December	9,883	
January	10,633	
February	12,747	
March	14,747	
April	15,489	
May	15,573	
June	15,573	

### QUALITY

	Quantity	Base Number	Contract	AT	Region	England
% of FP17s for the same patient ID Re-attending within 3 months - Children	31	810	3.8%	10.9%	11.6%	11.9%
% of FP17s for the same patient ID Re-attending within 3 months - Adults	375	3,407	11.0%	14.5%	15.2%	15.9%
% of FP17s for the same patient ID Re-attending between 3 & 9 months - Children	472	810	58.3%	59.2%	59.1%	58.1%
% of FP17s for the same patient ID Re-attending between 3 & 9 months - Adults	2,047	3,407	60.1%	48.7%	51.7%	50.6%
% of FP17s for Band 1 Urgent Courses	177	3,753	4.7%	9.2%	8.0%	9.1%
% of FP17s Relating to Free Repair or Replacements	34	3,753	0.9%	0.8%	0.8%	0.8%
% of FP17s Relating to Continuations	31	3,753	0.8%	1.1%	1.0%	1.1%
% of Patients satisfied with the dentistry they have received	20	21	95.2%	91.6%	91.5%	91.4%
% of Patients satisfied with the time they had to wait for an appointment	18	21	85.7%	86.8%	88.2%	87.7%

\* This is based on patients treated on this contract for their most recent course of treatment. Figures in italics indicate the base number of FP17s or Patient Questionnaire responses are less than 100. N/A is shown where the base number of responses is less than 10 during the period. % is calculated as Quantity/Base number\*100

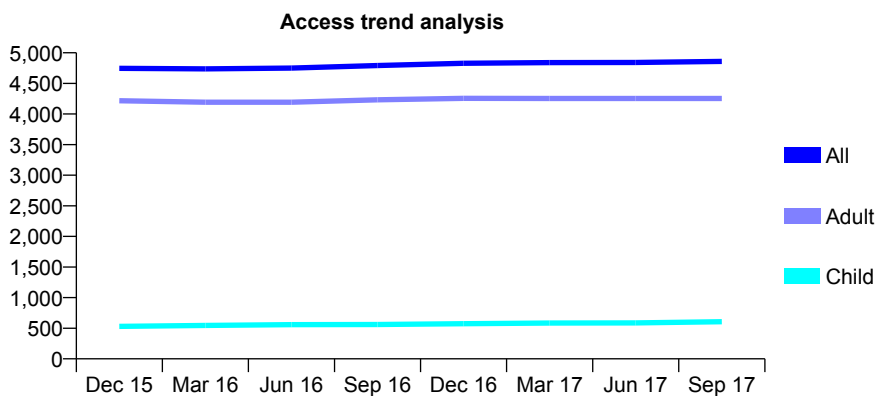
## Q56 - Vital Signs At a Glance Contract Report for 189901/0002 - September 2017

Name or company name	Enslin Limited
Contract type name	GDS Contract
Purpose of contract	General
Contract start date	01/04/2013
Contract end date	

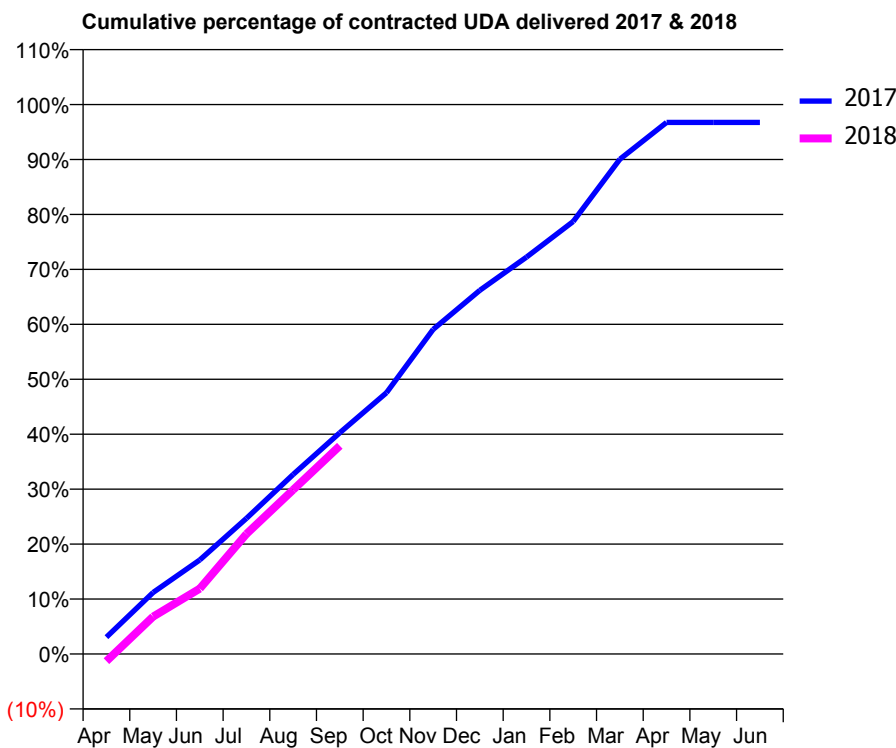
17/18 Contracted general activity (UDA)	15,500
Carry forward general activity (UDA)	504
17/18 Contracted orthodontic activity (UOA)	0
Carry forward orthodontic activity (UOA)	0
Baseline contract value	£387,712.14

### ACCESS\*

Patients seen in 24 months	Total	Change since previous quarter
Quarter ending September 2016	4,793	
Quarter ending December 2016	4,830	→
Quarter ending March 2017	4,839	→
Quarter ending June 2017	4,841	→
Quarter ending September 2017	4,860	→
<b>Variance since September 2016</b>	<b>1.4%</b>	<b>→</b>



### ACTIVITY



Month	Adjusted Scheduled Activity (UDA)	
	2017	2018
April	478	-205
May	1,735	1,056
June	2,652	1,846
July	3,827	3,387
August	5,066	4,634
September	6,241	5,875
October	7,370	
November	9,158	
December	10,259	
January	11,197	
February	12,200	
March	13,958	
April	14,994	
May	14,996	
June	14,996	

### QUALITY

	Quantity	Base Number	Contract	AT	Region	England
% of FP17s for the same patient ID Re-attending within 3 months - Children	23	446	5.2%	10.9%	11.6%	11.9%
% of FP17s for the same patient ID Re-attending within 3 months - Adults	554	3,263	17.0%	14.5%	15.2%	15.9%
% of FP17s for the same patient ID Re-attending between 3 & 9 months - Children	266	446	59.6%	59.2%	59.1%	58.1%
% of FP17s for the same patient ID Re-attending between 3 & 9 months - Adults	1,796	3,263	55.0%	48.7%	51.7%	50.6%
% of FP17s for Band 1 Urgent Courses	281	3,405	8.3%	9.2%	8.0%	9.1%
% of FP17s Relating to Free Repair or Replacements	32	3,405	0.9%	0.8%	0.8%	0.8%
% of FP17s Relating to Continuations	42	3,405	1.2%	1.1%	1.0%	1.1%
% of Patients satisfied with the dentistry they have received	9	9	N/A	91.6%	91.5%	91.4%
% of Patients satisfied with the time they had to wait for an appointment	9	9	N/A	86.8%	88.2%	87.7%

\* This is based on patients treated on this contract for their most recent course of treatment. Figures in italics indicate the base number of FP17s or Patient Questionnaire responses are less than 100. N/A is shown where the base number of responses is less than 10 during the period. % is calculated as Quantity/Base number\*100

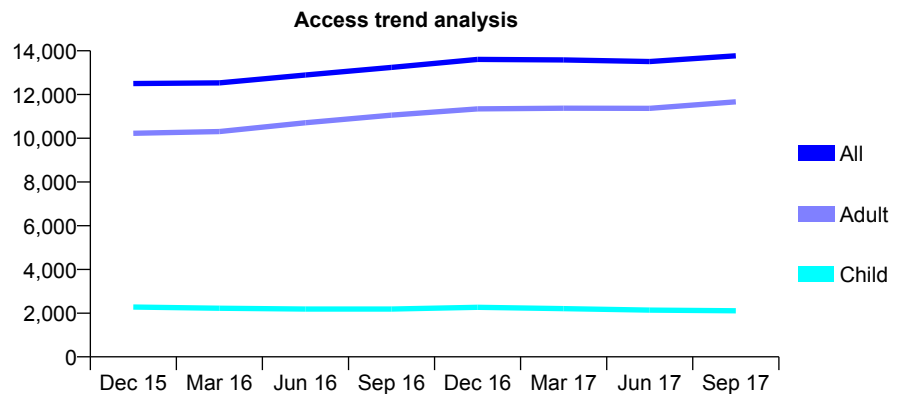
## Q56 - Vital Signs At a Glance Contract Report for 190241/0001 - September 2017

Name or company name	CCS Dental Service
Contract type name	PDS Contract
Purpose of contract	General and Orthodontic
Contract start date	01/04/2010
Contract end date	31/03/2018

17/18 Contracted general activity (UDA)	23,865
Carry forward general activity (UDA)	0
17/18 Contracted orthodontic activity (UOA)	420
Carry forward orthodontic activity (UOA)	0
Baseline contract value	£2,623,276.44

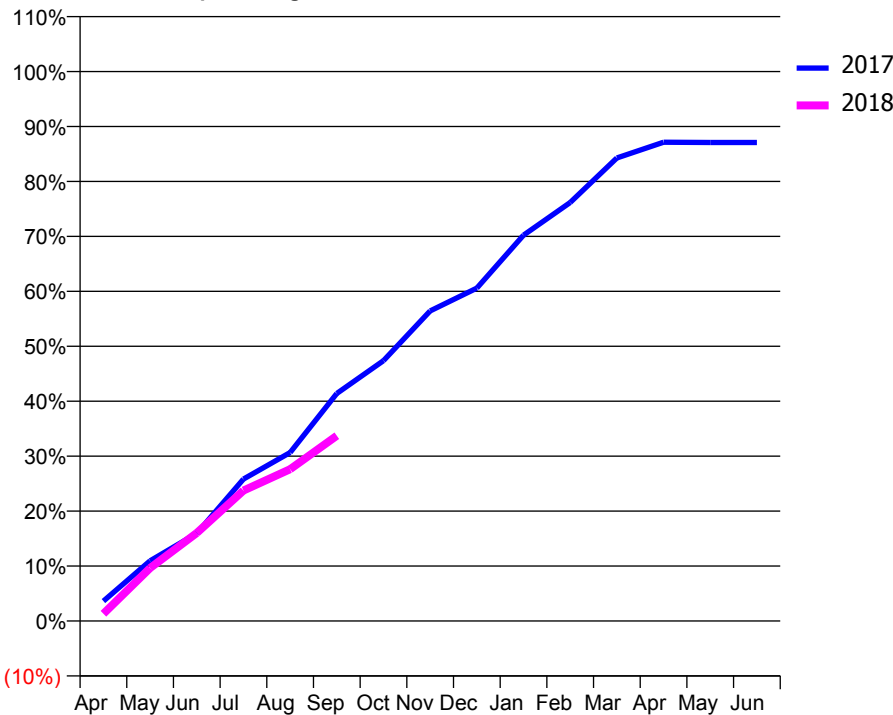
### ACCESS\*

Patients seen in 24 months	Total	Change since previous quarter
Quarter ending September 2016	13,241	
Quarter ending December 2016	13,609	↑
Quarter ending March 2017	13,580	→
Quarter ending June 2017	13,510	→
Quarter ending September 2017	13,772	→
<b>Variance since September 2016</b>	<b>4.0%</b>	<b>↑</b>



### ACTIVITY

Cumulative percentage of contracted UDA delivered 2017 & 2018



Month	Adjusted Scheduled Activity (UDA)	
	2017	2018
April	866	313
May	2,616	2,301
June	3,806	3,826
July	6,166	5,665
August	7,320	6,592
September	9,880	8,045
October	11,306	
November	13,467	
December	14,459	
January	16,759	
February	18,178	
March	20,111	
April	20,792	
May	20,780	
June	20,781	

### QUALITY

	Quantity	Base Number	Contract	AT	Region	England
% of FP17s for the same patient ID Re-attending within 3 months - Children	155	1,355	11.4%	10.9%	11.6%	11.9%
% of FP17s for the same patient ID Re-attending within 3 months - Adults	568	5,296	10.7%	14.5%	15.2%	15.9%
% of FP17s for the same patient ID Re-attending between 3 & 9 months - Children	319	1,355	23.5%	59.2%	59.1%	58.1%
% of FP17s for the same patient ID Re-attending between 3 & 9 months - Adults	646	5,296	12.2%	48.7%	51.7%	50.6%
% of FP17s for Band 1 Urgent Courses	4,195	5,853	71.7%	9.2%	8.0%	9.1%
% of FP17s Relating to Free Repair or Replacements	0	5,853	0.0%	0.8%	0.8%	0.8%
% of FP17s Relating to Continuations	0	5,853	0.0%	1.1%	1.0%	1.1%
% of Patients satisfied with the dentistry they have received	8	9	N/A	91.6%	91.5%	91.4%
% of Patients satisfied with the time they had to wait for an appointment	7	9	N/A	86.8%	88.2%	87.7%

\* This is based on patients treated on this contract for their most recent course of treatment. Figures in italics indicate the base number of FP17s or Patient Questionnaire responses are less than 100. N/A is shown where the base number of responses is less than 10 during the period. % is calculated as Quantity/Base number\*100

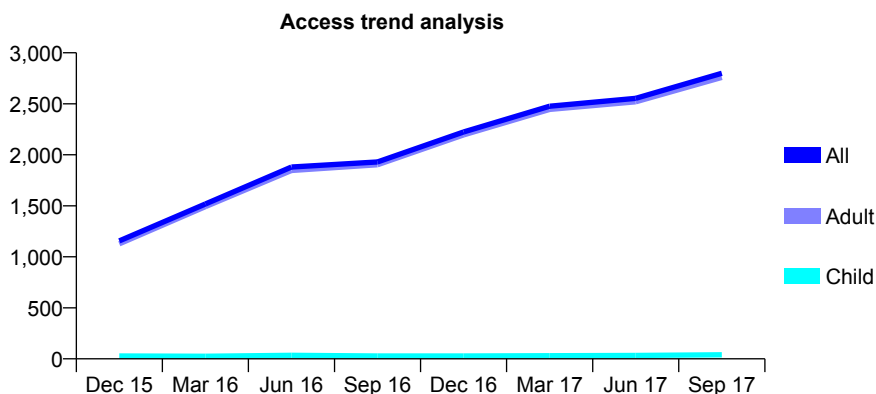
## Q56 - Vital Signs At a Glance Contract Report for 190241/0003 - September 2017

Name or company name	CCS Dental Service
Contract type name	PDS Contract
Purpose of contract	General
Contract start date	01/10/2013
Contract end date	31/03/2018

17/18 Contracted general activity (UDA)	8,690
Carry forward general activity (UDA)	0
17/18 Contracted orthodontic activity (UOA)	0
Carry forward orthodontic activity (UOA)	0
Baseline contract value	£829,008.08

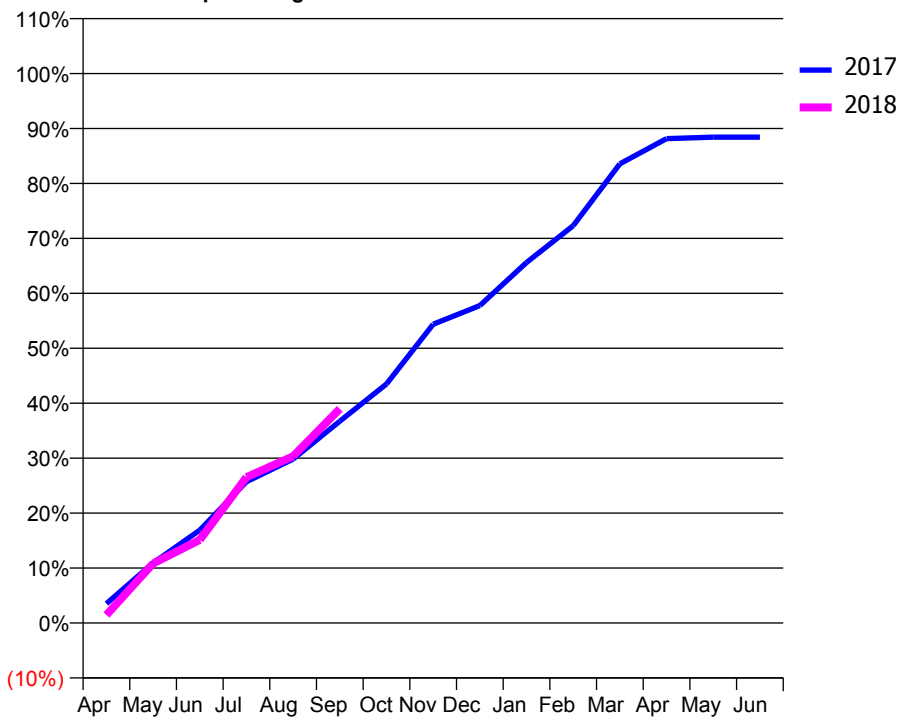
### ACCESS\*

Patients seen in 24 months	Total	Change since previous quarter
Quarter ending September 2016	1,930	
Quarter ending December 2016	2,224	↑
Quarter ending March 2017	2,476	↑
Quarter ending June 2017	2,553	↑
Quarter ending September 2017	2,799	↑
<b>Variance since September 2016</b>	<b>45.0%</b>	<b>↑</b>



### ACTIVITY

Cumulative percentage of contracted UDA delivered 2017 & 2018



Month	Adjusted Scheduled Activity (UDA)	
	2017	2018
April	306	128
May	949	942
June	1,468	1,314
July	2,234	2,307
August	2,593	2,637
September	3,191	3,387
October	3,780	
November	4,724	
December	5,020	
January	5,700	
February	6,284	
March	7,262	
April	7,660	
May	7,684	
June	7,684	

### QUALITY

	Quantity	Base Number	Contract	AT	Region	England
% of FP17s for the same patient ID Re-attending within 3 months - Children	0	36	0.0%	10.9%	11.6%	11.9%
% of FP17s for the same patient ID Re-attending within 3 months - Adults	12	1,359	0.9%	14.5%	15.2%	15.9%
% of FP17s for the same patient ID Re-attending between 3 & 9 months - Children	0	36	0.0%	59.2%	59.1%	58.1%
% of FP17s for the same patient ID Re-attending between 3 & 9 months - Adults	8	1,359	0.6%	48.7%	51.7%	50.6%
% of FP17s for Band 1 Urgent Courses	0	1,241	0.0%	9.2%	8.0%	9.1%
% of FP17s Relating to Free Repair or Replacements	0	1,241	0.0%	0.8%	0.8%	0.8%
% of FP17s Relating to Continuations	0	1,241	0.0%	1.1%	1.0%	1.1%
% of Patients satisfied with the dentistry they have received	0	1	N/A	91.6%	91.5%	91.4%
% of Patients satisfied with the time they had to wait for an appointment	0	1	N/A	86.8%	88.2%	87.7%

\* This is based on patients treated on this contract for their most recent course of treatment. Figures in italics indicate the base number of FP17s or Patient Questionnaire responses are less than 100. N/A is shown where the base number of responses is less than 10 during the period. % is calculated as Quantity/Base number\*100

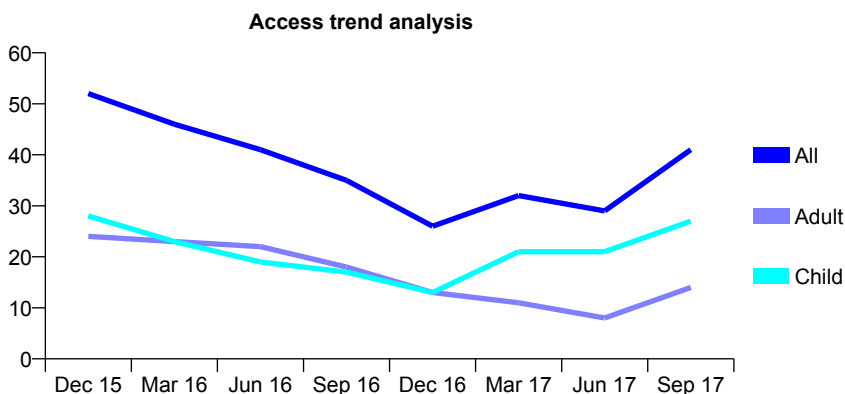
## Q56 - Vital Signs At a Glance Contract Report for 190241/0004 - September 2017

Name or company name	CCS Dental Service
Contract type name	PDS Contract
Purpose of contract	General
Contract start date	01/04/2014
Contract end date	31/03/2018

17/18 Contracted general activity (UDA)	500
Carry forward general activity (UDA)	0
17/18 Contracted orthodontic activity (UOA)	0
Carry forward orthodontic activity (UOA)	0
Baseline contract value	£15,729.63

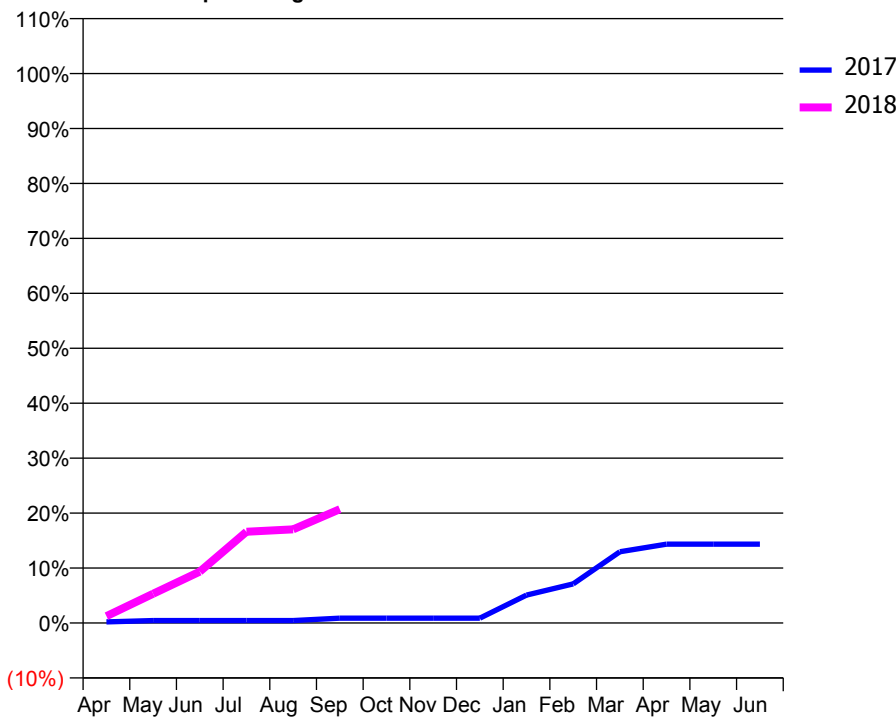
### ACCESS\*

Patients seen in 24 months	Total	Change since previous quarter
Quarter ending September 2016	35	
Quarter ending December 2016	26	↓
Quarter ending March 2017	32	↑
Quarter ending June 2017	29	↓
Quarter ending September 2017	41	↑
<b>Variance since September 2016</b>	<b>17.1%</b>	<b>↑</b>



### ACTIVITY

Cumulative percentage of contracted UDA delivered 2017 & 2018



Adjusted Scheduled Activity (UDA)

Month	2017	2018
April	1	6
May	2	27
June	2	47
July	2	83
August	2	85
September	4	104
October	4	
November	4	
December	4	
January	25	
February	36	
March	65	
April	72	
May	72	
June	72	

### QUALITY

	Quantity	Base Number	Contract	AT	Region	England
% of FP17s for the same patient ID Re-attending within 3 months - Children	0	35	0.0%	10.9%	11.6%	11.9%
% of FP17s for the same patient ID Re-attending within 3 months - Adults	0	13	0.0%	14.5%	15.2%	15.9%
% of FP17s for the same patient ID Re-attending between 3 & 9 months - Children	1	35	2.9%	59.2%	59.1%	58.1%
% of FP17s for the same patient ID Re-attending between 3 & 9 months - Adults	0	13	0.0%	48.7%	51.7%	50.6%
% of FP17s for Band 1 Urgent Courses	8	45	17.8%	9.2%	8.0%	9.1%
% of FP17s Relating to Free Repair or Replacements	0	45	0.0%	0.8%	0.8%	0.8%
% of FP17s Relating to Continuations	0	45	0.0%	1.1%	1.0%	1.1%
% of Patients satisfied with the dentistry they have received	0	0	N/A	91.6%	91.5%	91.4%
% of Patients satisfied with the time they had to wait for an appointment	0	0	N/A	86.8%	88.2%	87.7%

\* This is based on patients treated on this contract for their most recent course of treatment. Figures in italics indicate the base number of FP17s or Patient Questionnaire responses are less than 100. N/A is shown where the base number of responses is less than 10 during the period. % is calculated as Quantity/Base number\*100

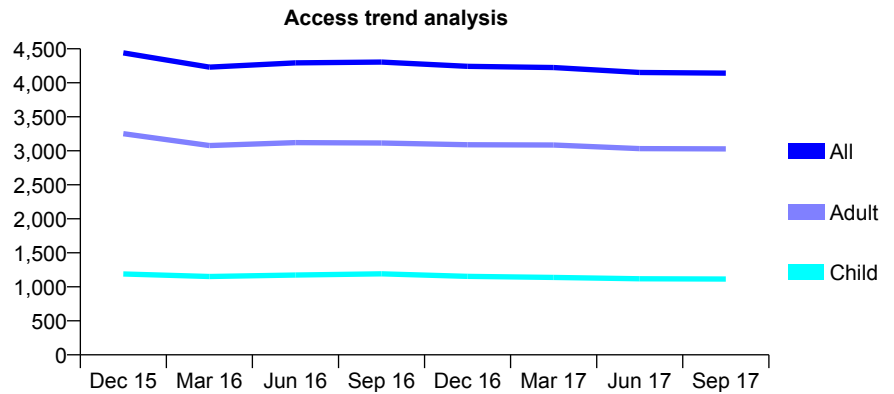
## Q56 - Vital Signs At a Glance Contract Report for 190713/0001 - September 2017

Name or company name	Mazdak Eyrumlu and Azad Eyrumlu
Contract type name	GDS Contract
Purpose of contract	General
Contract start date	01/04/2011
Contract end date	

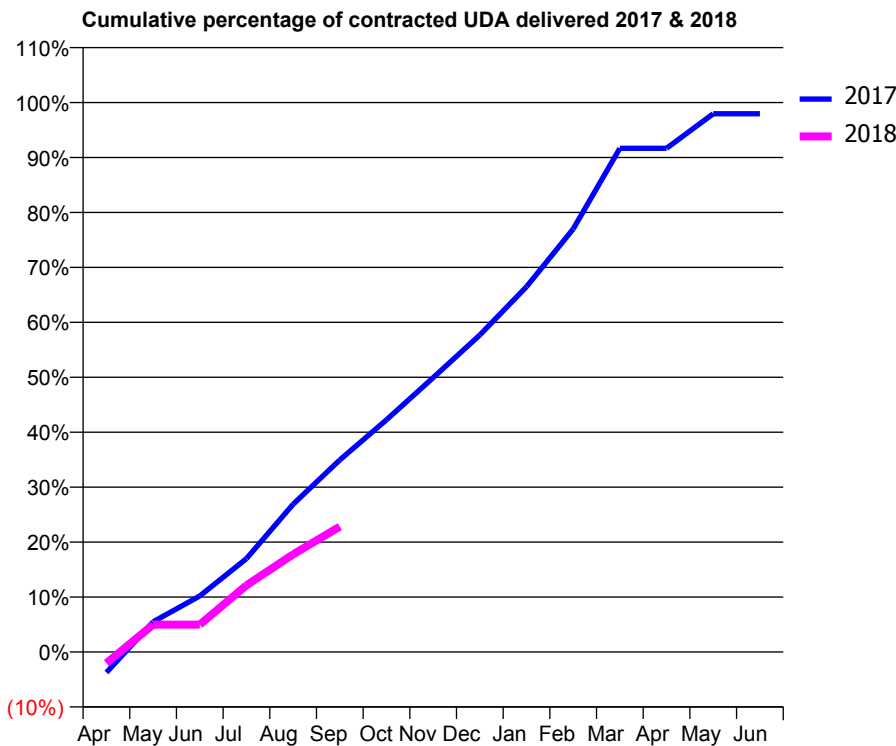
17/18 Contracted general activity (UDA)	16,000
Carry forward general activity (UDA)	327
17/18 Contracted orthodontic activity (UOA)	0
Carry forward orthodontic activity (UOA)	0
Baseline contract value	£441,394.83

### ACCESS\*

Patients seen in 24 months	Total	Change since previous quarter
Quarter ending September 2016	4,305	
Quarter ending December 2016	4,243	↓
Quarter ending March 2017	4,224	→
Quarter ending June 2017	4,151	↓
Quarter ending September 2017	4,143	→
<b>Variance since September 2016</b>	<b>(3.8%)</b>	<b>↓</b>



### ACTIVITY



Month	Adjusted Scheduled Activity (UDA)	
	2017	2018
April	-598	-327
May	880	799
June	1,631	799
July	2,721	1,943
August	4,304	2,846
September	5,593	3,651
October	6,760	
November	7,987	
December	9,232	
January	10,637	
February	12,319	
March	14,667	
April	14,667	
May	15,673	
June	15,673	

### QUALITY

	Quantity	Base Number	Contract	AT	Region	England
% of FP17s for the same patient ID Re-attending within 3 months - Children	46	492	9.3%	10.9%	11.6%	11.9%
% of FP17s for the same patient ID Re-attending within 3 months - Adults	193	1,193	16.2%	14.5%	15.2%	15.9%
% of FP17s for the same patient ID Re-attending between 3 & 9 months - Children	233	492	47.4%	59.2%	59.1%	58.1%
% of FP17s for the same patient ID Re-attending between 3 & 9 months - Adults	479	1,193	40.2%	48.7%	51.7%	50.6%
% of FP17s for Band 1 Urgent Courses	160	1,441	11.1%	9.2%	8.0%	9.1%
% of FP17s Relating to Free Repair or Replacements	5	1,441	0.3%	0.8%	0.8%	0.8%
% of FP17s Relating to Continuations	32	1,441	2.2%	1.1%	1.0%	1.1%
% of Patients satisfied with the dentistry they have received	5	6	N/A	91.6%	91.5%	91.4%
% of Patients satisfied with the time they had to wait for an appointment	5	6	N/A	86.8%	88.2%	87.7%

\* This is based on patients treated on this contract for their most recent course of treatment. Figures in italics indicate the base number of FP17s or Patient Questionnaire responses are less than 100. N/A is shown where the base number of responses is less than 10 during the period. % is calculated as Quantity/Base number\*100

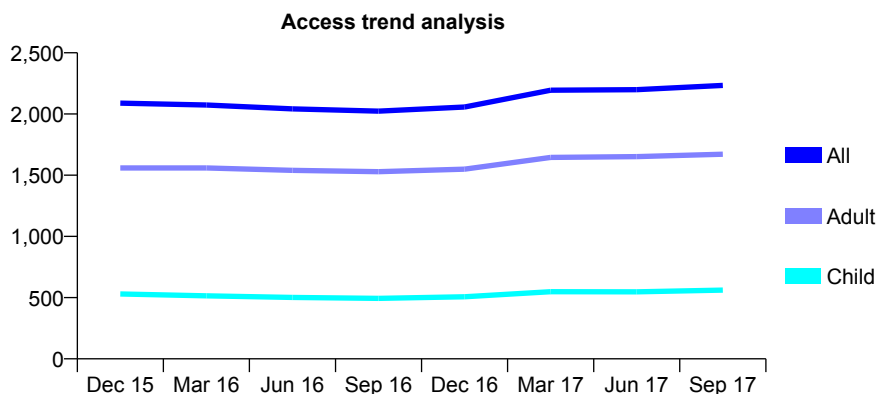
## Q56 - Vital Signs At a Glance Contract Report for 190721/0001 - September 2017

Name or company name	Lisalina Smile Clinic Limited
Contract type name	GDS Contract
Purpose of contract	General
Contract start date	01/03/2014
Contract end date	

17/18 Contracted general activity (UDA)	8,013
Carry forward general activity (UDA)	-125
17/18 Contracted orthodontic activity (UOA)	0
Carry forward orthodontic activity (UOA)	0
Baseline contract value	£186,034.27

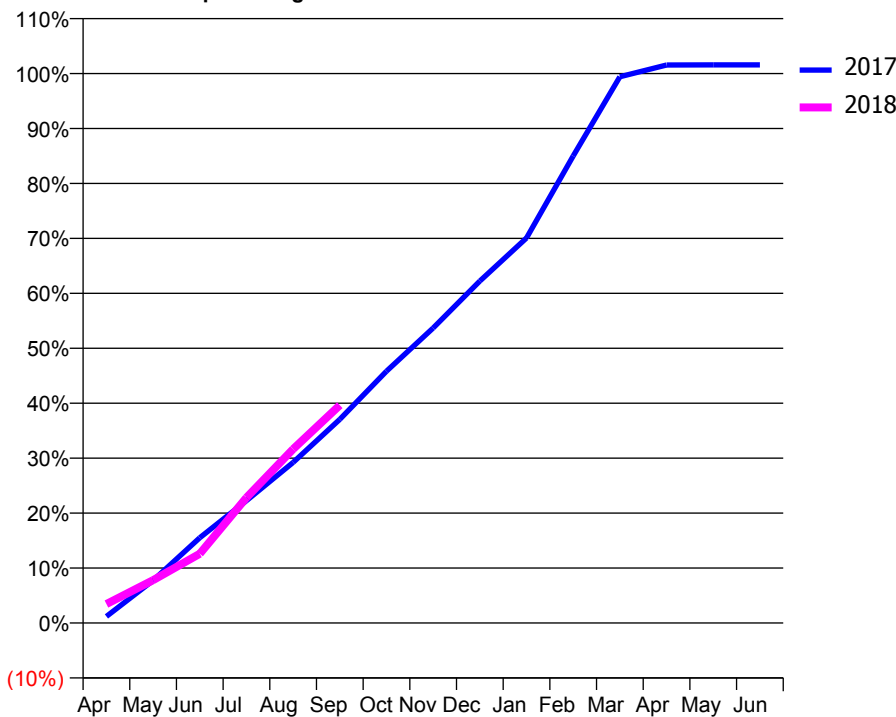
### ACCESS\*

Patients seen in 24 months	Total	Change since previous quarter
Quarter ending September 2016	2,023	
Quarter ending December 2016	2,057	→
Quarter ending March 2017	2,194	↑
Quarter ending June 2017	2,199	→
Quarter ending September 2017	2,234	→
<b>Variance since September 2016</b>	<b>10.4%</b>	<b>↑</b>



### ACTIVITY

Cumulative percentage of contracted UDA delivered 2017 & 2018



Month	Adjusted Scheduled Activity (UDA)	
	2017	2018
April	97	277
May	622	626
June	1,243	1,009
July	1,783	1,828
August	2,343	2,537
September	2,971	3,176
October	3,671	
November	4,303	
December	4,988	
January	5,615	
February	6,811	
March	7,966	
April	8,137	
May	8,138	
June	8,138	

### QUALITY

	Quantity	Base Number	Contract	AT	Region	England
% of FP17s for the same patient ID Re-attending within 3 months - Children	32	431	7.4%	10.9%	11.6%	11.9%
% of FP17s for the same patient ID Re-attending within 3 months - Adults	153	1,192	12.8%	14.5%	15.2%	15.9%
% of FP17s for the same patient ID Re-attending between 3 & 9 months - Children	267	431	61.9%	59.2%	59.1%	58.1%
% of FP17s for the same patient ID Re-attending between 3 & 9 months - Adults	678	1,192	56.9%	48.7%	51.7%	50.6%
% of FP17s for Band 1 Urgent Courses	102	1,513	6.7%	9.2%	8.0%	9.1%
% of FP17s Relating to Free Repair or Replacements	1	1,513	0.1%	0.8%	0.8%	0.8%
% of FP17s Relating to Continuations	8	1,513	0.5%	1.1%	1.0%	1.1%
% of Patients satisfied with the dentistry they have received	7	7	N/A	91.6%	91.5%	91.4%
% of Patients satisfied with the time they had to wait for an appointment	7	7	N/A	86.8%	88.2%	87.7%

\* This is based on patients treated on this contract for their most recent course of treatment. Figures in italics indicate the base number of FP17s or Patient Questionnaire responses are less than 100. N/A is shown where the base number of responses is less than 10 during the period. % is calculated as Quantity/Base number\*100



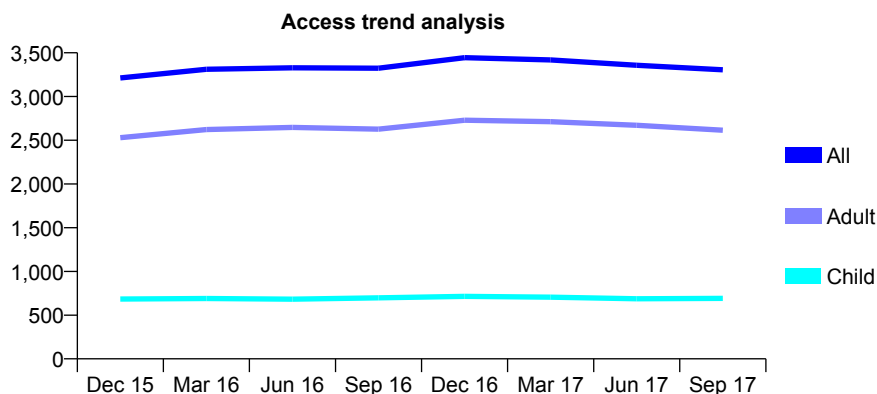
## Q56 - Vital Signs At a Glance Contract Report for 191701/0001 - September 2017

Name or company name	Olive Dental Care Ltd
Contract type name	GDS Contract
Purpose of contract	General
Contract start date	01/06/2009
Contract end date	

17/18 Contracted general activity (UDA)	9,022
Carry forward general activity (UDA)	-180
17/18 Contracted orthodontic activity (UOA)	0
Carry forward orthodontic activity (UOA)	0
Baseline contract value	£223,308.87

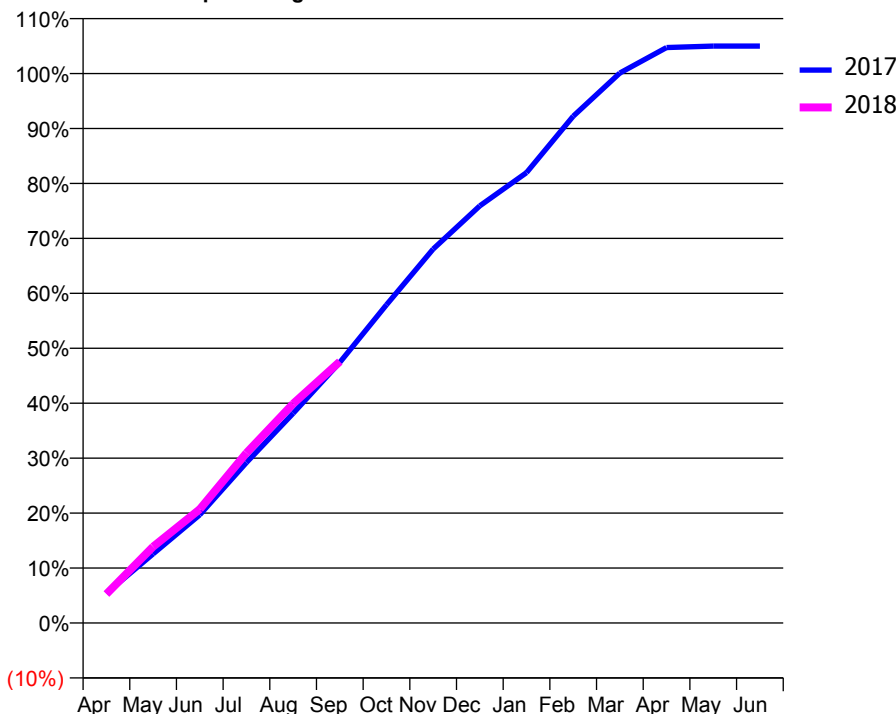
### ACCESS\*

Patients seen in 24 months	Total	Change since previous quarter
Quarter ending September 2016	3,324	
Quarter ending December 2016	3,444	↑
Quarter ending March 2017	3,418	→
Quarter ending June 2017	3,358	↓
Quarter ending September 2017	3,305	↓
<b>Variance since September 2016</b>	<b>(0.6%)</b>	→



### ACTIVITY

Cumulative percentage of contracted UDA delivered 2017 & 2018



Month	Adjusted Scheduled Activity (UDA)	
	2017	2018
April	489	476
May	1,134	1,254
June	1,777	1,869
July	2,635	2,792
August	3,442	3,601
September	4,279	4,291
October	5,224	
November	6,140	
December	6,849	
January	7,395	
February	8,322	
March	9,029	
April	9,447	
May	9,471	
June	9,472	

### QUALITY

	Quantity	Base Number	Contract	AT	Region	England
% of FP17s for the same patient ID Re-attending within 3 months - Children	43	517	8.3%	10.9%	11.6%	11.9%
% of FP17s for the same patient ID Re-attending within 3 months - Adults	219	1,711	12.8%	14.5%	15.2%	15.9%
% of FP17s for the same patient ID Re-attending between 3 & 9 months - Children	291	517	56.3%	59.2%	59.1%	58.1%
% of FP17s for the same patient ID Re-attending between 3 & 9 months - Adults	1,000	1,711	58.4%	48.7%	51.7%	50.6%
% of FP17s for Band 1 Urgent Courses	143	2,041	7.0%	9.2%	8.0%	9.1%
% of FP17s Relating to Free Repair or Replacements	21	2,041	1.0%	0.8%	0.8%	0.8%
% of FP17s Relating to Continuations	30	2,041	1.5%	1.1%	1.0%	1.1%
% of Patients satisfied with the dentistry they have received	10	10	100.0%	91.6%	91.5%	91.4%
% of Patients satisfied with the time they had to wait for an appointment	10	10	100.0%	86.8%	88.2%	87.7%

\* This is based on patients treated on this contract for their most recent course of treatment. Figures in italics indicate the base number of FP17s or Patient Questionnaire responses are less than 100. N/A is shown where the base number of responses is less than 10 during the period. % is calculated as Quantity/Base number\*100

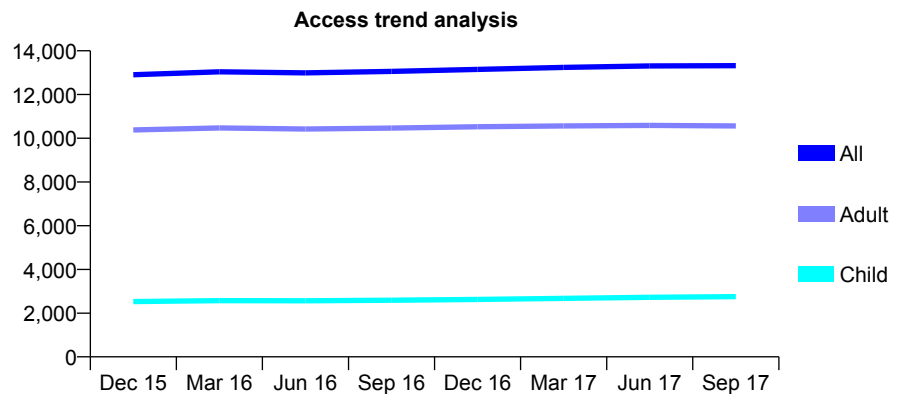
## Q56 - Vital Signs At a Glance Contract Report for 192562/0001 - September 2017

Name or company name	All Saints Green Dental Clinic Limited
Contract type name	GDS Contract
Purpose of contract	General
Contract start date	01/02/2012
Contract end date	

17/18 Contracted general activity (UDA)	45,100
Carry forward general activity (UDA)	-902
17/18 Contracted orthodontic activity (UOA)	0
Carry forward orthodontic activity (UOA)	0
Baseline contract value	£1,185,433.33

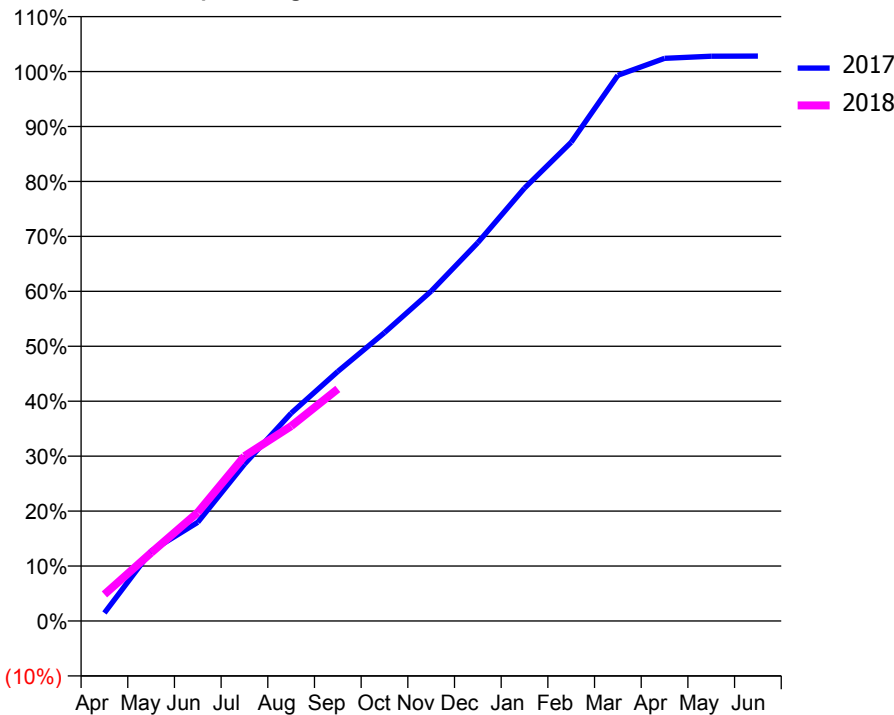
### ACCESS\*

Patients seen in 24 months	Total	Change since previous quarter
Quarter ending September 2016	13,055	
Quarter ending December 2016	13,150	→
Quarter ending March 2017	13,241	→
Quarter ending June 2017	13,309	→
Quarter ending September 2017	13,317	→
<b>Variance since September 2016</b>	<b>2.0%</b>	<b>↑</b>



### ACTIVITY

Cumulative percentage of contracted UDA delivered 2017 & 2018



Month	Adjusted Scheduled Activity (UDA)	
	2017	2018
April	659	2,180
May	5,738	5,594
June	8,100	8,916
July	12,879	13,532
August	17,054	15,990
September	20,478	19,054
October	23,666	
November	27,068	
December	31,056	
January	35,530	
February	39,293	
March	44,786	
April	46,177	
May	46,352	
June	46,361	

### QUALITY

	Quantity	Base Number	Contract	AT	Region	England
% of FP17s for the same patient ID Re-attending within 3 months - Children	217	2,003	10.8%	10.9%	11.6%	11.9%
% of FP17s for the same patient ID Re-attending within 3 months - Adults	1,175	6,767	17.4%	14.5%	15.2%	15.9%
% of FP17s for the same patient ID Re-attending between 3 & 9 months - Children	1,158	2,003	57.8%	59.2%	59.1%	58.1%
% of FP17s for the same patient ID Re-attending between 3 & 9 months - Adults	3,479	6,767	51.4%	48.7%	51.7%	50.6%
% of FP17s for Band 1 Urgent Courses	940	8,119	11.6%	9.2%	8.0%	9.1%
% of FP17s Relating to Free Repair or Replacements	154	8,119	1.9%	0.8%	0.8%	0.8%
% of FP17s Relating to Continuations	36	8,119	0.4%	1.1%	1.0%	1.1%
% of Patients satisfied with the dentistry they have received	20	20	100.0%	91.6%	91.5%	91.4%
% of Patients satisfied with the time they had to wait for an appointment	19	20	95.0%	86.8%	88.2%	87.7%

\* This is based on patients treated on this contract for their most recent course of treatment. Figures in italics indicate the base number of FP17s or Patient Questionnaire responses are less than 100. N/A is shown where the base number of responses is less than 10 during the period. % is calculated as Quantity/Base number\*100

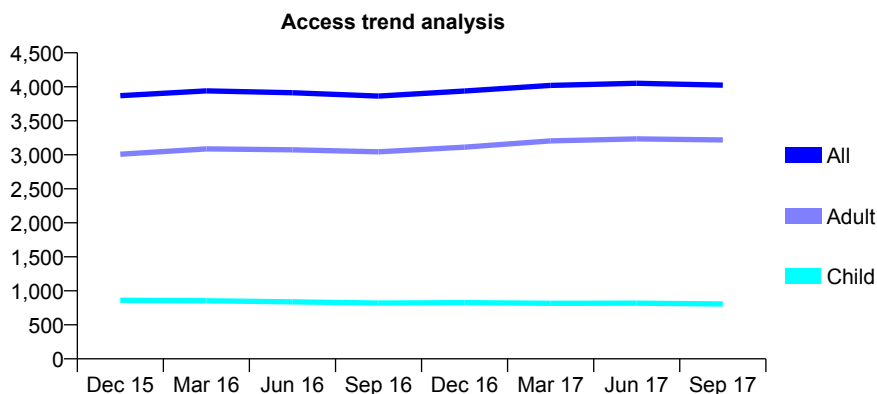
## Q56 - Vital Signs At a Glance Contract Report for 193070/0001 - September 2017

Name or company name	Wickham Dental Practice Ltd
Contract type name	Pilot Contract
Purpose of contract	General
Contract start date	01/06/2014
Contract end date	

17/18 Contracted general activity (UDA)	11,872
Carry forward general activity (UDA)	0
17/18 Contracted orthodontic activity (UOA)	0
Carry forward orthodontic activity (UOA)	0
Baseline contract value	£280,706.10

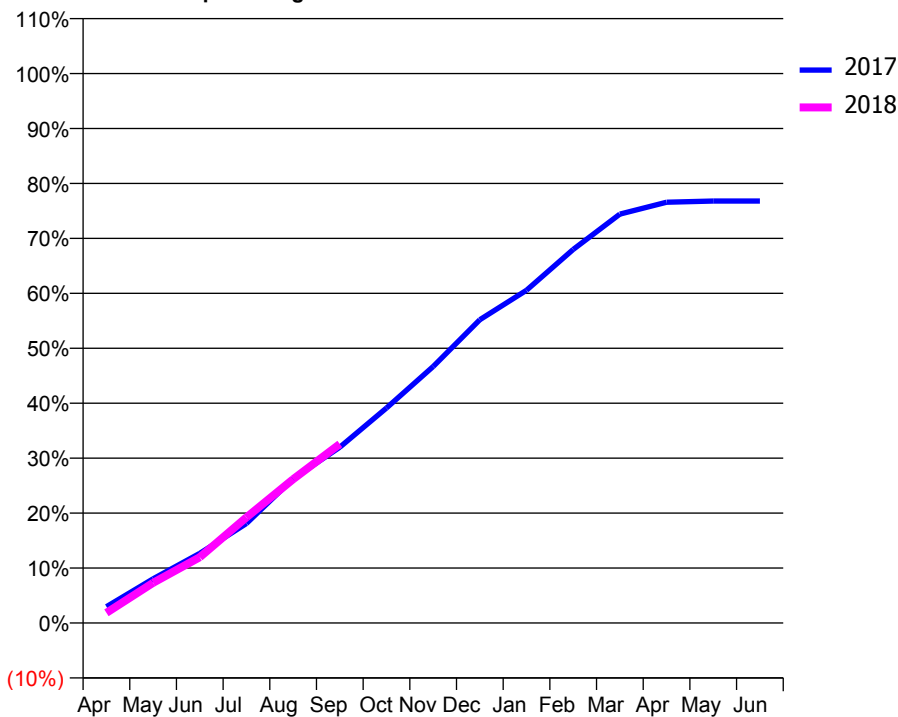
### ACCESS\*

Patients seen in 24 months	Total	Change since previous quarter
Quarter ending September 2016	3,864	
Quarter ending December 2016	3,938	→
Quarter ending March 2017	4,021	↑
Quarter ending June 2017	4,052	→
Quarter ending September 2017	4,025	→
<b>Variance since September 2016</b>	<b>4.2%</b>	<b>↑</b>



### ACTIVITY

Cumulative percentage of contracted UDA delivered 2017 & 2018



Month	Adjusted Scheduled Activity (UDA)	
	2017	2018
April	352	219
May	956	869
June	1,504	1,423
July	2,150	2,285
August	3,117	3,108
September	3,799	3,867
October	4,646	
November	5,541	
December	6,552	
January	7,189	
February	8,072	
March	8,835	
April	9,091	
May	9,116	
June	9,116	

### QUALITY

	Quantity	Base Number	Contract	AT	Region	England
% of FP17s for the same patient ID Re-attending within 3 months - Children	13	386	3.4%	10.9%	11.6%	11.9%
% of FP17s for the same patient ID Re-attending within 3 months - Adults	129	1,466	8.8%	14.5%	15.2%	15.9%
% of FP17s for the same patient ID Re-attending between 3 & 9 months - Children	80	386	20.7%	59.2%	59.1%	58.1%
% of FP17s for the same patient ID Re-attending between 3 & 9 months - Adults	372	1,466	25.4%	48.7%	51.7%	50.6%
% of FP17s for Band 1 Urgent Courses	17	1,741	1.0%	9.2%	8.0%	9.1%
% of FP17s Relating to Free Repair or Replacements	16	1,741	0.9%	0.8%	0.8%	0.8%
% of FP17s Relating to Continuations	49	1,741	2.8%	1.1%	1.0%	1.1%
% of Patients satisfied with the dentistry they have received	10	14	71.4%	91.6%	91.5%	91.4%
% of Patients satisfied with the time they had to wait for an appointment	11	14	78.6%	86.8%	88.2%	87.7%

\* This is based on patients treated on this contract for their most recent course of treatment. Figures in italics indicate the base number of FP17s or Patient Questionnaire responses are less than 100. N/A is shown where the base number of responses is less than 10 during the period. % is calculated as Quantity/Base number\*100

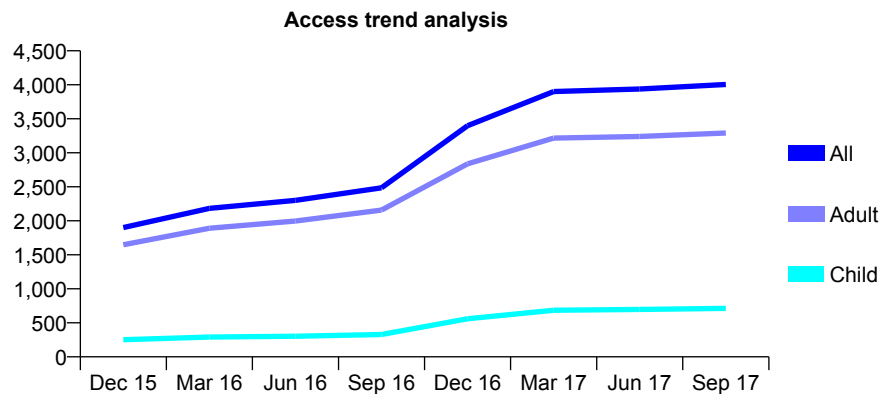
## Q56 - Vital Signs At a Glance Contract Report for 193712/0001 - September 2017

Name or company name	Dr K.A Fagher & Dr A. Surti
Contract type name	GDS Contract
Purpose of contract	General
Contract start date	08/05/2015
Contract end date	

17/18 Contracted general activity (UDA)	9,810
Carry forward general activity (UDA)	309
17/18 Contracted orthodontic activity (UOA)	0
Carry forward orthodontic activity (UOA)	0
Baseline contract value	£222,753.74

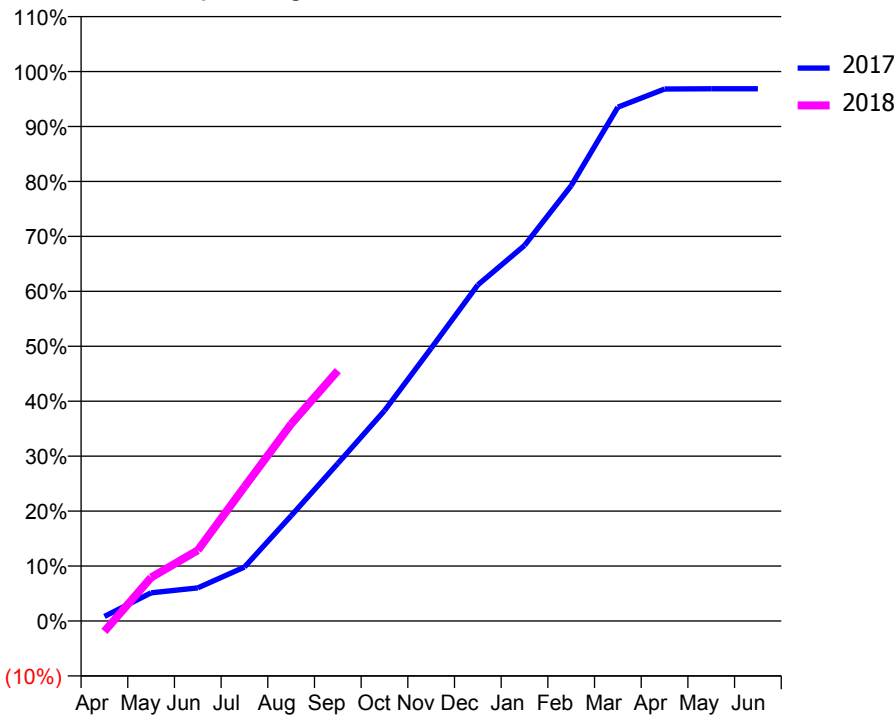
### ACCESS\*

Patients seen in 24 months	Total	Change since previous quarter
Quarter ending September 2016	2,486	
Quarter ending December 2016	3,399	↑
Quarter ending March 2017	3,901	↑
Quarter ending June 2017	3,939	→
Quarter ending September 2017	4,004	→
<b>Variance since September 2016</b>	<b>61.1%</b>	<b>↑</b>



### ACTIVITY

Cumulative percentage of contracted UDA delivered 2017 & 2018



Month	Adjusted Scheduled Activity (UDA)	
	2017	2018
April	82	-188
May	502	777
June	591	1,262
July	963	2,396
August	1,880	3,517
September	2,813	4,470
October	3,756	
November	4,870	
December	6,001	
January	6,705	
February	7,772	
March	9,173	
April	9,498	
May	9,501	
June	9,501	

### QUALITY

	Quantity	Base Number	Contract	AT	Region	England
% of FP17s for the same patient ID Re-attending within 3 months - Children	35	574	6.1%	10.9%	11.6%	11.9%
% of FP17s for the same patient ID Re-attending within 3 months - Adults	268	2,277	11.8%	14.5%	15.2%	15.9%
% of FP17s for the same patient ID Re-attending between 3 & 9 months - Children	291	574	50.7%	59.2%	59.1%	58.1%
% of FP17s for the same patient ID Re-attending between 3 & 9 months - Adults	1,026	2,277	45.1%	48.7%	51.7%	50.6%
% of FP17s for Band 1 Urgent Courses	252	2,708	9.3%	9.2%	8.0%	9.1%
% of FP17s Relating to Free Repair or Replacements	17	2,708	0.6%	0.8%	0.8%	0.8%
% of FP17s Relating to Continuations	11	2,708	0.4%	1.1%	1.0%	1.1%
% of Patients satisfied with the dentistry they have received	25	26	96.2%	91.6%	91.5%	91.4%
% of Patients satisfied with the time they had to wait for an appointment	23	26	88.5%	86.8%	88.2%	87.7%

\* This is based on patients treated on this contract for their most recent course of treatment. Figures in italics indicate the base number of FP17s or Patient Questionnaire responses are less than 100. N/A is shown where the base number of responses is less than 10 during the period. % is calculated as Quantity/Base number\*100

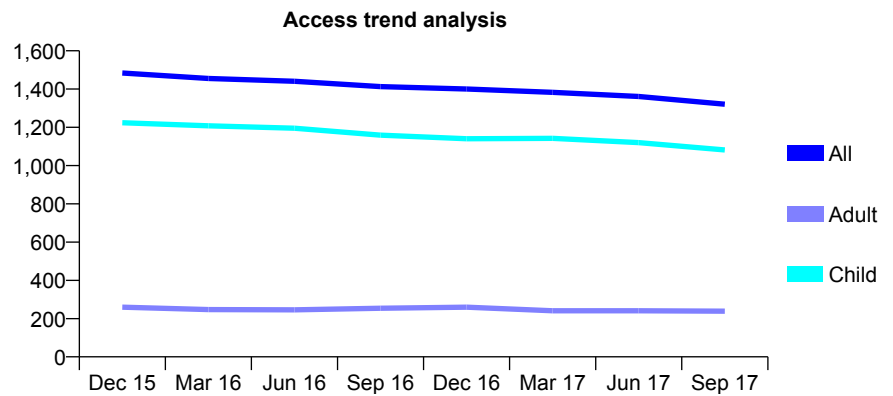
## Q56 - Vital Signs At a Glance Contract Report for 195618/0001 - September 2017

Name or company name	Dr P Wilson and Dr G Singh
Contract type name	GDS Contract
Purpose of contract	General
Contract start date	01/06/2008
Contract end date	

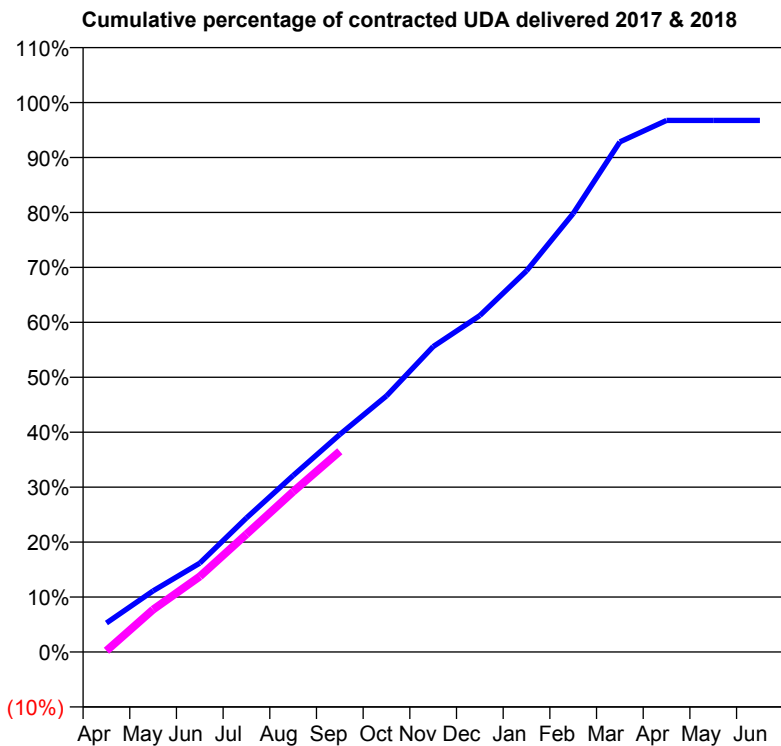
17/18 Contracted general activity (UDA)	3,217
Carry forward general activity (UDA)	105
17/18 Contracted orthodontic activity (UOA)	0
Carry forward orthodontic activity (UOA)	0
Baseline contract value	£91,663.04

### ACCESS\*

Patients seen in 24 months	Total	Change since previous quarter
Quarter ending September 2016	1,413	
Quarter ending December 2016	1,400	→
Quarter ending March 2017	1,383	↓
Quarter ending June 2017	1,361	↓
Quarter ending September 2017	1,321	↓
<b>Variance since September 2016</b>	<b>(6.5%)</b>	<b>↓</b>



### ACTIVITY



Month	Adjusted Scheduled Activity (UDA)	
	2017	2018
April	170	7
May	358	249
June	520	442
July	785	689
August	1,034	939
September	1,273	1,176
October	1,499	
November	1,788	
December	1,970	
January	2,232	
February	2,568	
March	2,986	
April	3,112	
May	3,112	
June	3,112	

### QUALITY

	Quantity	Base Number	Contract	AT	Region	England
% of FP17s for the same patient ID Re-attending within 3 months - Children	44	991	4.4%	10.9%	11.6%	11.9%
% of FP17s for the same patient ID Re-attending within 3 months - Adults	2	70	2.9%	14.5%	15.2%	15.9%
% of FP17s for the same patient ID Re-attending between 3 & 9 months - Children	778	991	78.5%	59.2%	59.1%	58.1%
% of FP17s for the same patient ID Re-attending between 3 & 9 months - Adults	55	70	78.6%	48.7%	51.7%	50.6%
% of FP17s for Band 1 Urgent Courses	23	975	2.4%	9.2%	8.0%	9.1%
% of FP17s Relating to Free Repair or Replacements	1	975	0.1%	0.8%	0.8%	0.8%
% of FP17s Relating to Continuations	1	975	0.1%	1.1%	1.0%	1.1%
% of Patients satisfied with the dentistry they have received	1	1	N/A	91.6%	91.5%	91.4%
% of Patients satisfied with the time they had to wait for an appointment	1	1	N/A	86.8%	88.2%	87.7%

\* This is based on patients treated on this contract for their most recent course of treatment. Figures in italics indicate the base number of FP17s or Patient Questionnaire responses are less than 100. N/A is shown where the base number of responses is less than 10 during the period. % is calculated as Quantity/Base number\*100

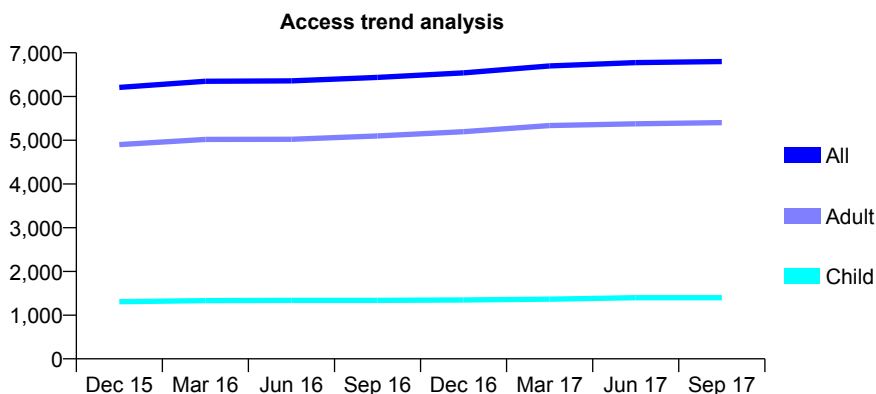
## Q56 - Vital Signs At a Glance Contract Report for 197254/0001 - September 2017

Name or company name	Miss Susan Allen and Mr Terence Michael .
Contract type name	GDS Contract
Purpose of contract	General
Contract start date	01/03/2014
Contract end date	

17/18 Contracted general activity (UDA)	20,007
Carry forward general activity (UDA)	-227
17/18 Contracted orthodontic activity (UOA)	0
Carry forward orthodontic activity (UOA)	0
Baseline contract value	£533,460.54

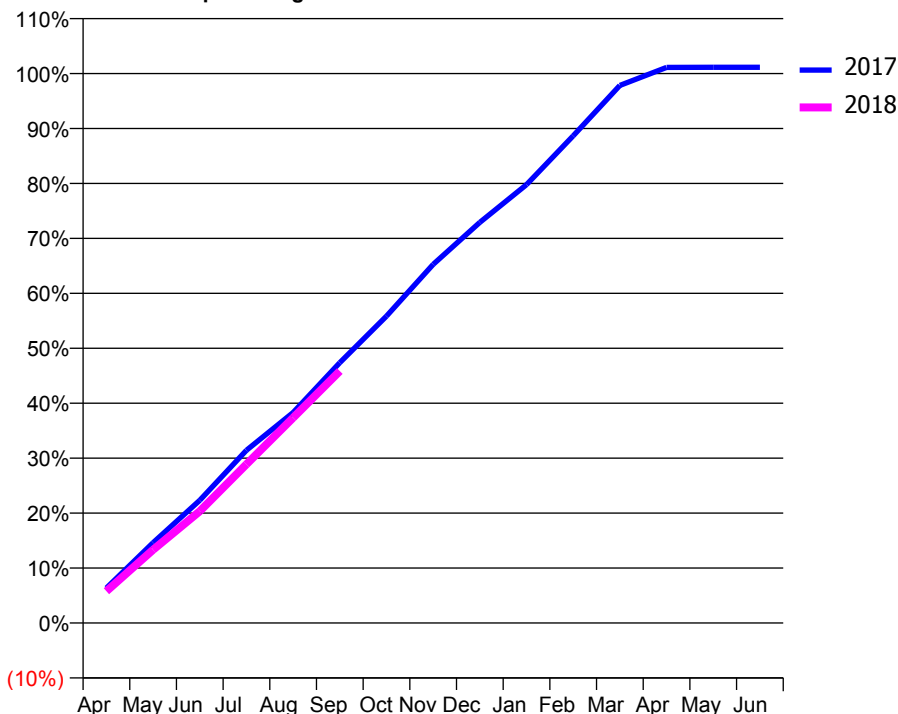
### ACCESS\*

Patients seen in 24 months	Total	Change since previous quarter
Quarter ending September 2016	6,436	
Quarter ending December 2016	6,541	→
Quarter ending March 2017	6,699	↑
Quarter ending June 2017	6,775	→
Quarter ending September 2017	6,800	→
<b>Variance since September 2016</b>	<b>5.7%</b>	<b>↑</b>



### ACTIVITY

Cumulative percentage of contracted UDA delivered 2017 & 2018



Adjusted Scheduled Activity (UDA)

Month	2017	2018
April	1,274	1,157
May	2,924	2,667
June	4,467	4,073
July	6,289	5,779
August	7,662	7,473
September	9,478	9,175
October	11,172	
November	13,060	
December	14,585	
January	15,963	
February	17,738	
March	19,572	
April	20,228	
May	20,235	
June	20,234	

### QUALITY

	Quantity	Base Number	Contract	AT	Region	England
% of FP17s for the same patient ID Re-attending within 3 months - Children	112	1,142	9.8%	10.9%	11.6%	11.9%
% of FP17s for the same patient ID Re-attending within 3 months - Adults	590	3,754	15.7%	14.5%	15.2%	15.9%
% of FP17s for the same patient ID Re-attending between 3 & 9 months - Children	657	1,142	57.5%	59.2%	59.1%	58.1%
% of FP17s for the same patient ID Re-attending between 3 & 9 months - Adults	1,832	3,754	48.8%	48.7%	51.7%	50.6%
% of FP17s for Band 1 Urgent Courses	538	4,569	11.8%	9.2%	8.0%	9.1%
% of FP17s Relating to Free Repair or Replacements	31	4,569	0.7%	0.8%	0.8%	0.8%
% of FP17s Relating to Continuations	44	4,569	1.0%	1.1%	1.0%	1.1%
% of Patients satisfied with the dentistry they have received	14	14	100.0%	91.6%	91.5%	91.4%
% of Patients satisfied with the time they had to wait for an appointment	14	14	100.0%	86.8%	88.2%	87.7%

\* This is based on patients treated on this contract for their most recent course of treatment. Figures in italics indicate the base number of FP17s or Patient Questionnaire responses are less than 100. N/A is shown where the base number of responses is less than 10 during the period. % is calculated as Quantity/Base number\*100

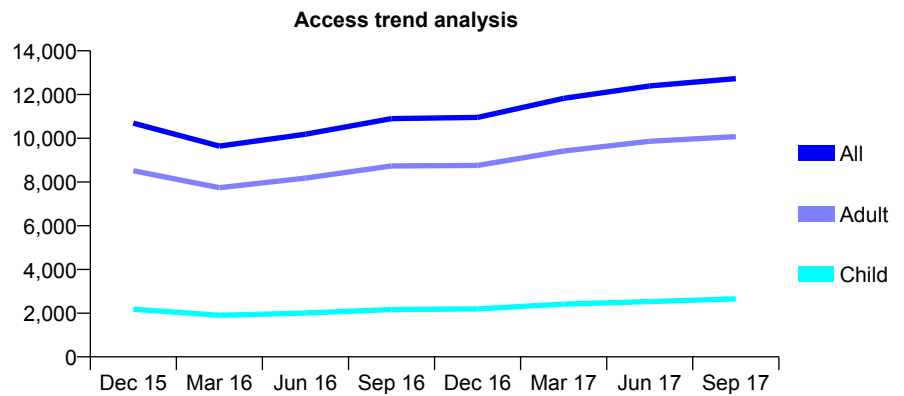
## Q56 - Vital Signs At a Glance Contract Report for 199176/0001 - September 2017

Name or company name	Larry Levin & Jeff Sherer
Contract type name	GDS Contract
Purpose of contract	General
Contract start date	01/04/2013
Contract end date	

17/18 Contracted general activity (UDA)	51,387
Carry forward general activity (UDA)	11,000
17/18 Contracted orthodontic activity (UOA)	0
Carry forward orthodontic activity (UOA)	0
Baseline contract value	£1,077,715.05

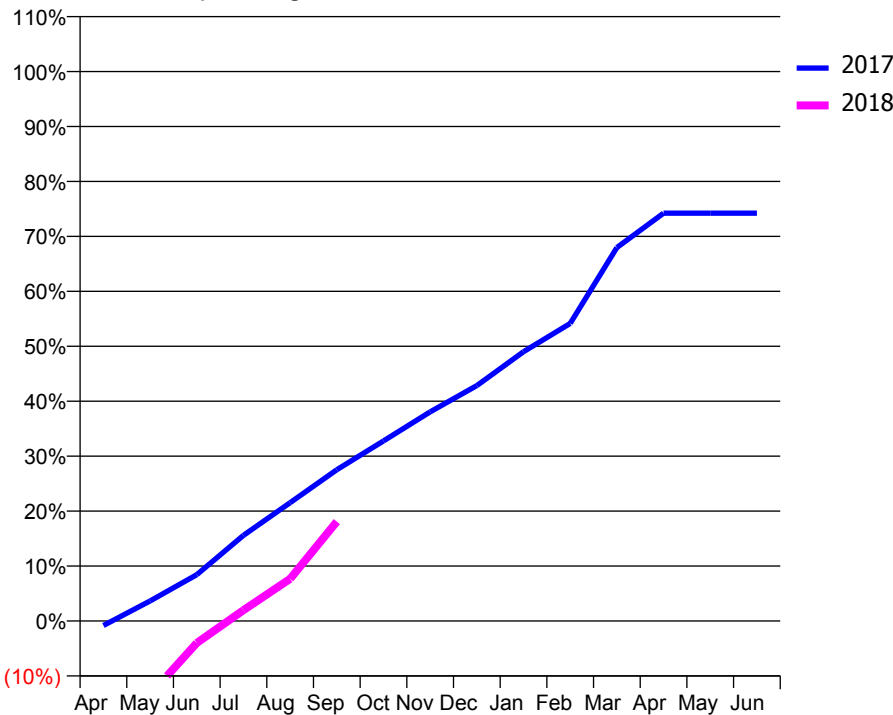
### ACCESS\*

Patients seen in 24 months	Total	Change since previous quarter
Quarter ending September 2016	10,896	
Quarter ending December 2016	10,950	→
Quarter ending March 2017	11,825	↑
Quarter ending June 2017	12,391	↑
Quarter ending September 2017	12,729	↑
<b>Variance since September 2016</b>	<b>16.8%</b>	<b>↑</b>



### ACTIVITY

Cumulative percentage of contracted UDA delivered 2017 & 2018



Month	Adjusted Scheduled Activity (UDA)	
	2017	2018
April	-430	-9,394
May	1,873	-6,915
June	4,330	-2,060
July	8,009	1,013
August	11,063	3,944
September	14,150	9,296
October	16,842	
November	19,562	
December	22,015	
January	25,189	
February	27,832	
March	34,920	
April	38,135	
May	38,136	
June	38,136	

### QUALITY

	Quantity	Base Number	Contract	AT	Region	England
% of FP17s for the same patient ID Re-attending within 3 months - Children	249	2,094	11.9%	10.9%	11.6%	11.9%
% of FP17s for the same patient ID Re-attending within 3 months - Adults	1,721	8,001	21.5%	14.5%	15.2%	15.9%
% of FP17s for the same patient ID Re-attending between 3 & 9 months - Children	904	2,094	43.2%	59.2%	59.1%	58.1%
% of FP17s for the same patient ID Re-attending between 3 & 9 months - Adults	3,211	8,001	40.1%	48.7%	51.7%	50.6%
% of FP17s for Band 1 Urgent Courses	1,754	8,941	19.6%	9.2%	8.0%	9.1%
% of FP17s Relating to Free Repair or Replacements	113	8,941	1.3%	0.8%	0.8%	0.8%
% of FP17s Relating to Continuations	250	8,941	2.8%	1.1%	1.0%	1.1%
% of Patients satisfied with the dentistry they have received	88	96	91.7%	91.6%	91.5%	91.4%
% of Patients satisfied with the time they had to wait for an appointment	81	96	84.4%	86.8%	88.2%	87.7%

\* This is based on patients treated on this contract for their most recent course of treatment. Figures in italics indicate the base number of FP17s or Patient Questionnaire responses are less than 100. N/A is shown where the base number of responses is less than 10 during the period. % is calculated as Quantity/Base number\*100

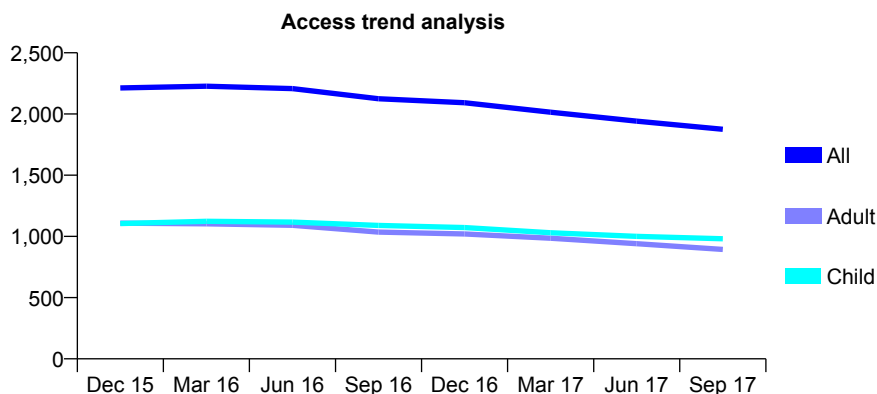
## Q56 - Vital Signs At a Glance Contract Report for 199524/0001 - September 2017

Name or company name	Best, Hardy & Abeln
Contract type name	GDS Contract
Purpose of contract	General
Contract start date	01/04/2009
Contract end date	

17/18 Contracted general activity (UDA)	5,800
Carry forward general activity (UDA)	0
17/18 Contracted orthodontic activity (UOA)	0
Carry forward orthodontic activity (UOA)	0
Baseline contract value	£116,149.18

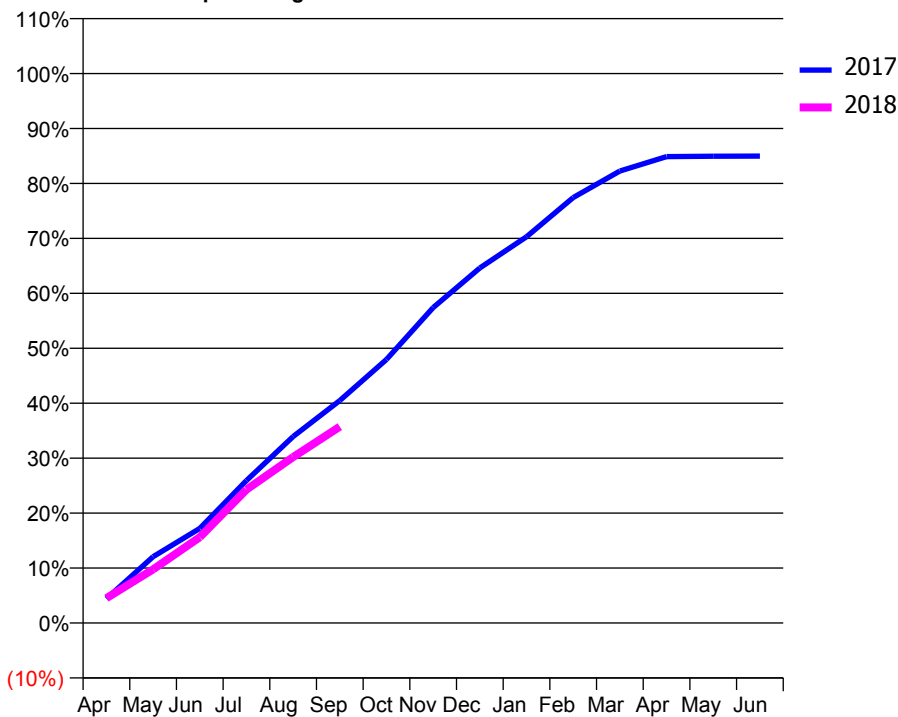
### ACCESS\*

Patients seen in 24 months	Total	Change since previous quarter
Quarter ending September 2016	2,125	
Quarter ending December 2016	2,092	↓
Quarter ending March 2017	2,015	↓
Quarter ending June 2017	1,942	↓
Quarter ending September 2017	1,875	↓
<b>Variance since September 2016</b>	<b>(11.8%)</b>	<b>↓</b>



### ACTIVITY

Cumulative percentage of contracted UDA delivered 2017 & 2018



Adjusted Scheduled Activity (UDA)		
Month	2017	2018
April	257	262
May	700	567
June	998	905
July	1,504	1,408
August	1,969	1,751
September	2,349	2,072
October	2,782	
November	3,330	
December	3,748	
January	4,077	
February	4,491	
March	4,770	
April	4,923	
May	4,927	
June	4,928	

### QUALITY

	Quantity	Base Number	Contract	AT	Region	England
% of FP17s for the same patient ID Re-attending within 3 months - Children	95	769	12.4%	10.9%	11.6%	11.9%
% of FP17s for the same patient ID Re-attending within 3 months - Adults	127	551	23.0%	14.5%	15.2%	15.9%
% of FP17s for the same patient ID Re-attending between 3 & 9 months - Children	458	769	59.6%	59.2%	59.1%	58.1%
% of FP17s for the same patient ID Re-attending between 3 & 9 months - Adults	290	551	52.6%	48.7%	51.7%	50.6%
% of FP17s for Band 1 Urgent Courses	110	1,210	9.1%	9.2%	8.0%	9.1%
% of FP17s Relating to Free Repair or Replacements	0	1,210	0.0%	0.8%	0.8%	0.8%
% of FP17s Relating to Continuations	0	1,210	0.0%	1.1%	1.0%	1.1%
% of Patients satisfied with the dentistry they have received	2	2	N/A	91.6%	91.5%	91.4%
% of Patients satisfied with the time they had to wait for an appointment	2	2	N/A	86.8%	88.2%	87.7%

\* This is based on patients treated on this contract for their most recent course of treatment. Figures in italics indicate the base number of FP17s or Patient Questionnaire responses are less than 100. N/A is shown where the base number of responses is less than 10 during the period. % is calculated as Quantity/Base number\*100



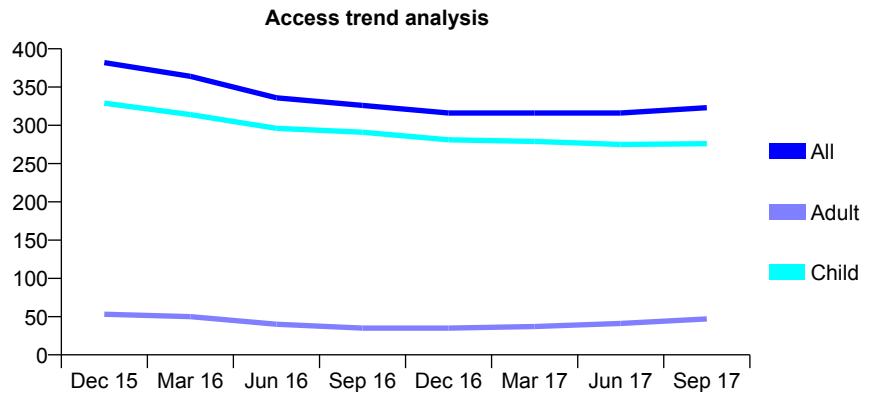
## Q56 - Vital Signs At a Glance Contract Report for 204595/0002 - September 2017

Name or company name	MR MA OATES
Contract type name	GDS Contract
Purpose of contract	General
Contract start date	03/07/2011
Contract end date	

17/18 Contracted general activity (UDA)	487
Carry forward general activity (UDA)	2
17/18 Contracted orthodontic activity (UOA)	0
Carry forward orthodontic activity (UOA)	0
Baseline contract value	£10,350.35

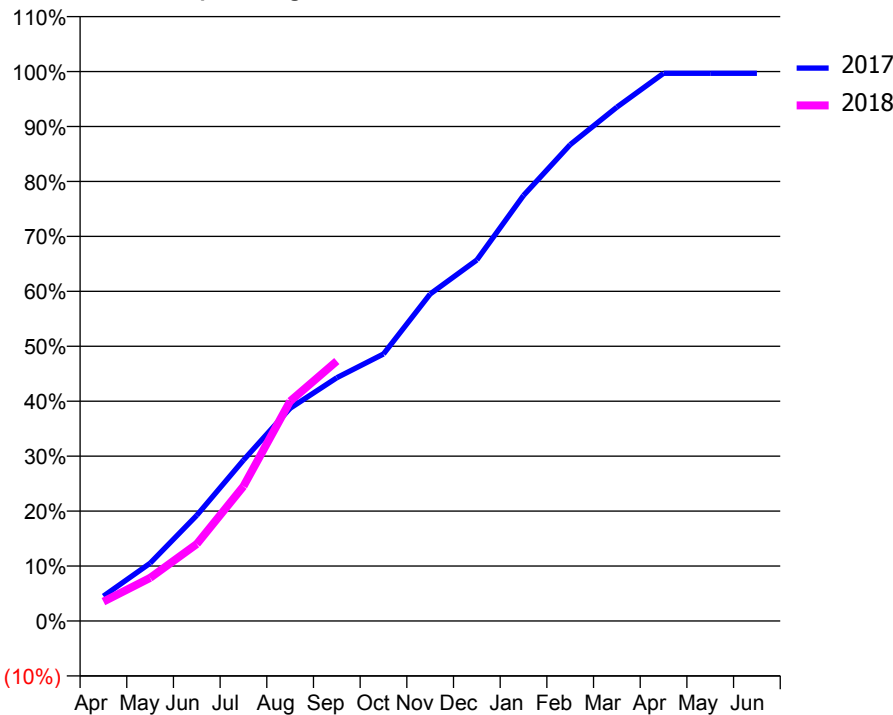
### ACCESS\*

Patients seen in 24 months	Total	Change since previous quarter
Quarter ending September 2016	326	
Quarter ending December 2016	316	↓
Quarter ending March 2017	316	→
Quarter ending June 2017	316	→
Quarter ending September 2017	323	↑
<b>Variance since September 2016</b>	<b>(0.9%)</b>	→



### ACTIVITY

Cumulative percentage of contracted UDA delivered 2017 & 2018



Month	Adjusted Scheduled Activity (UDA)	
	2017	2018
April	22	17
May	51	38
June	94	68
July	143	119
August	189	195
September	216	230
October	237	
November	290	
December	320	
January	377	
February	422	
March	455	
April	485	
May	485	
June	485	

### QUALITY

	Quantity	Base Number	Contract	AT	Region	England
% of FP17s for the same patient ID Re-attending within 3 months - Children	7	204	3.4%	10.9%	11.6%	11.9%
% of FP17s for the same patient ID Re-attending within 3 months - Adults	1	18	5.6%	14.5%	15.2%	15.9%
% of FP17s for the same patient ID Re-attending between 3 & 9 months - Children	118	204	57.8%	59.2%	59.1%	58.1%
% of FP17s for the same patient ID Re-attending between 3 & 9 months - Adults	5	18	27.8%	48.7%	51.7%	50.6%
% of FP17s for Band 1 Urgent Courses	7	194	3.6%	9.2%	8.0%	9.1%
% of FP17s Relating to Free Repair or Replacements	0	194	0.0%	0.8%	0.8%	0.8%
% of FP17s Relating to Continuations	0	194	0.0%	1.1%	1.0%	1.1%
% of Patients satisfied with the dentistry they have received	0	0	N/A	91.6%	91.5%	91.4%
% of Patients satisfied with the time they had to wait for an appointment	0	0	N/A	86.8%	88.2%	87.7%

\* This is based on patients treated on this contract for their most recent course of treatment. Figures in italics indicate the base number of FP17s or Patient Questionnaire responses are less than 100. N/A is shown where the base number of responses is less than 10 during the period. % is calculated as Quantity/Base number\*100

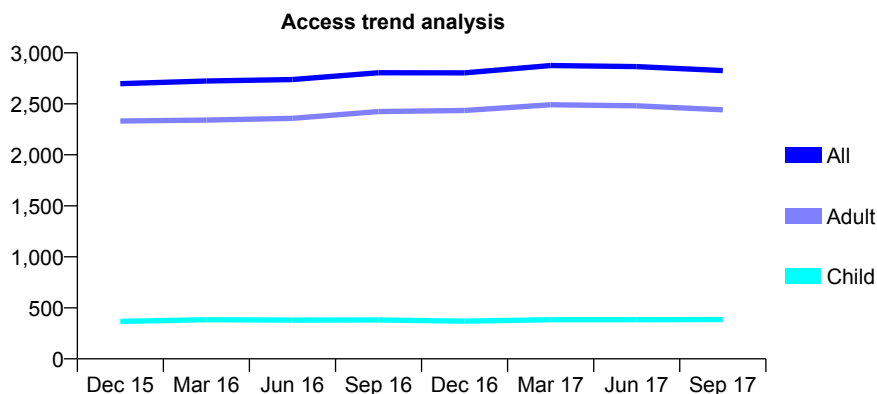
## Q56 - Vital Signs At a Glance Contract Report for 205400/0001 - September 2017

Name or company name	MR IS SMITH
Contract type name	GDS Contract
Purpose of contract	General
Contract start date	01/04/2006
Contract end date	

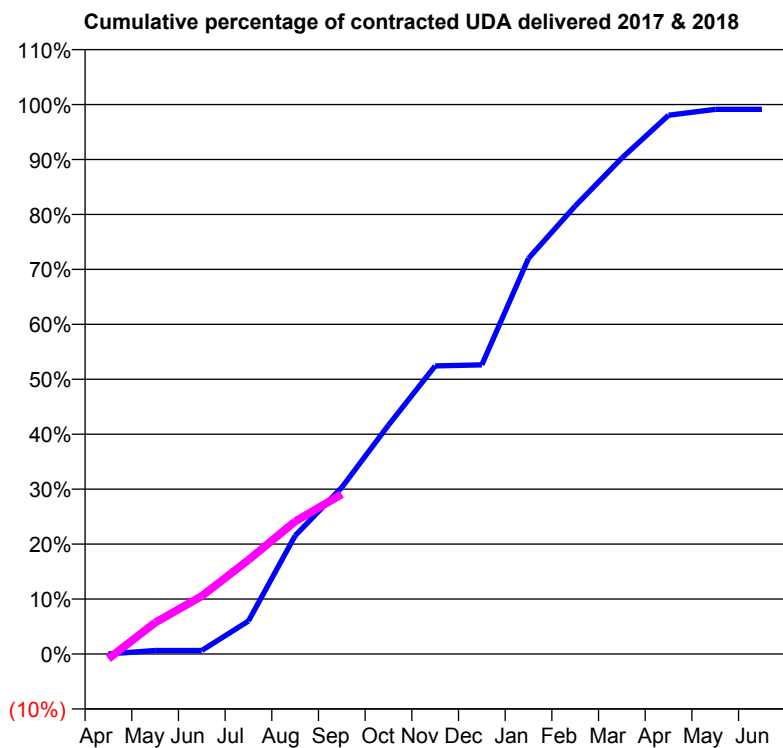
17/18 Contracted general activity (UDA)	11,455
Carry forward general activity (UDA)	101
17/18 Contracted orthodontic activity (UOA)	0
Carry forward orthodontic activity (UOA)	0
Baseline contract value	£254,499.78

### ACCESS\*

Patients seen in 24 months	Total	Change since previous quarter
Quarter ending September 2016	2,805	
Quarter ending December 2016	2,803	→
Quarter ending March 2017	2,875	↑
Quarter ending June 2017	2,865	→
Quarter ending September 2017	2,826	↓
<b>Variance since September 2016</b>	<b>0.7%</b>	<b>→</b>



### ACTIVITY



Month	Adjusted Scheduled Activity (UDA)	
	2017	2018
April	1	-101
May	74	653
June	75	1,209
July	688	1,961
August	2,466	2,765
September	3,473	3,331
October	4,771	
November	6,004	
December	6,027	
January	8,250	
February	9,339	
March	10,340	
April	11,232	
May	11,354	
June	11,354	

### QUALITY

	Quantity	Base Number	Contract	AT	Region	England
% of FP17s for the same patient ID Re-attending within 3 months - Children	22	251	8.8%	10.9%	11.6%	11.9%
% of FP17s for the same patient ID Re-attending within 3 months - Adults	168	1,459	11.5%	14.5%	15.2%	15.9%
% of FP17s for the same patient ID Re-attending between 3 & 9 months - Children	174	251	69.3%	59.2%	59.1%	58.1%
% of FP17s for the same patient ID Re-attending between 3 & 9 months - Adults	1,018	1,459	69.8%	48.7%	51.7%	50.6%
% of FP17s for Band 1 Urgent Courses	37	1,332	2.8%	9.2%	8.0%	9.1%
% of FP17s Relating to Free Repair or Replacements	0	1,332	0.0%	0.8%	0.8%	0.8%
% of FP17s Relating to Continuations	1	1,332	0.1%	1.1%	1.0%	1.1%
% of Patients satisfied with the dentistry they have received	9	10	90.0%	91.6%	91.5%	91.4%
% of Patients satisfied with the time they had to wait for an appointment	10	10	100.0%	86.8%	88.2%	87.7%

\* This is based on patients treated on this contract for their most recent course of treatment. Figures in italics indicate the base number of FP17s or Patient Questionnaire responses are less than 100. N/A is shown where the base number of responses is less than 10 during the period. % is calculated as Quantity/Base number\*100

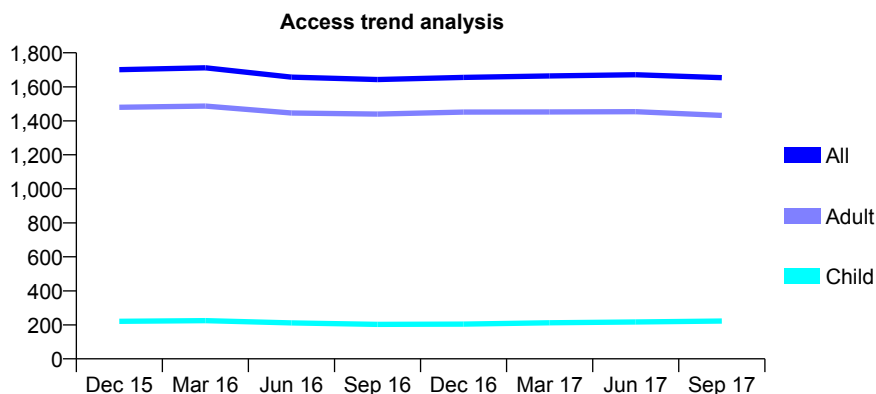
## Q56 - Vital Signs At a Glance Contract Report for 209325/0001 - September 2017

Name or company name	Broad Street Dental Surgery
Contract type name	GDS Contract
Purpose of contract	General and Orthodontic
Contract start date	01/04/2006
Contract end date	

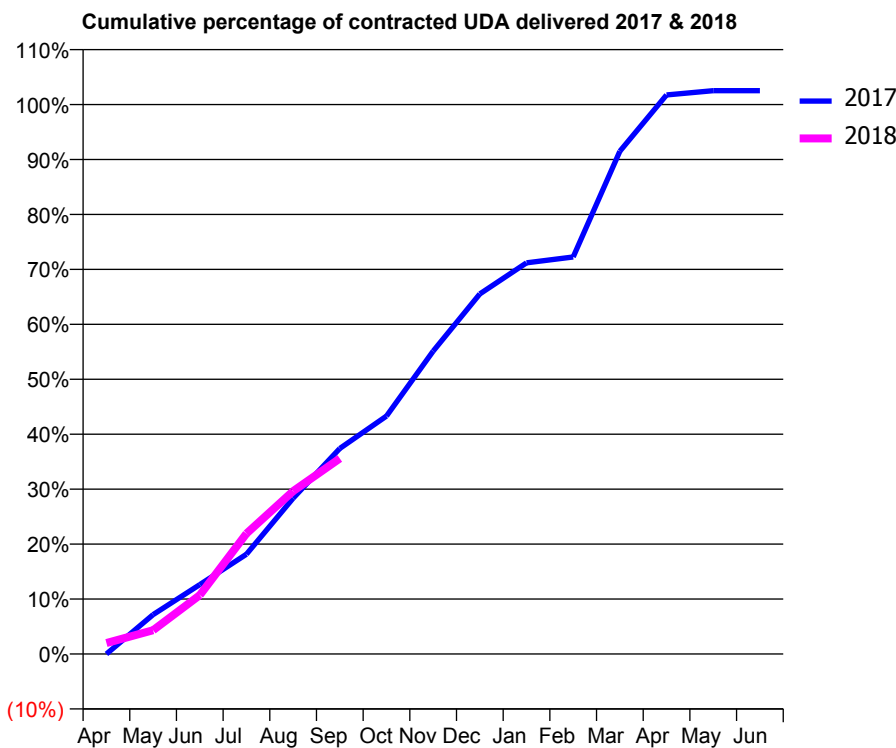
17/18 Contracted general activity (UDA)	4,640
Carry forward general activity (UDA)	-93
17/18 Contracted orthodontic activity (UOA)	420
Carry forward orthodontic activity (UOA)	0
Baseline contract value	£174,092.31

### ACCESS\*

Patients seen in 24 months	Total	Change since previous quarter
Quarter ending September 2016	1,643	
Quarter ending December 2016	1,655	→
Quarter ending March 2017	1,664	→
Quarter ending June 2017	1,671	→
Quarter ending September 2017	1,654	↓
<b>Variance since September 2016</b>	<b>0.7%</b>	<b>→</b>



### ACTIVITY



Month	Adjusted Scheduled Activity (UDA)	
	2017	2018
April	0	93
May	332	201
June	586	497
July	842	1,017
August	1,315	1,375
September	1,736	1,651
October	2,009	
November	2,557	
December	3,040	
January	3,303	
February	3,352	
March	4,246	
April	4,721	
May	4,756	
June	4,756	

### QUALITY

	Quantity	Base Number	Contract	AT	Region	England
% of FP17s for the same patient ID Re-attending within 3 months - Children	3	160	1.9%	10.9%	11.6%	11.9%
% of FP17s for the same patient ID Re-attending within 3 months - Adults	74	915	8.1%	14.5%	15.2%	15.9%
% of FP17s for the same patient ID Re-attending between 3 & 9 months - Children	50	160	31.3%	59.2%	59.1%	58.1%
% of FP17s for the same patient ID Re-attending between 3 & 9 months - Adults	426	915	46.6%	48.7%	51.7%	50.6%
% of FP17s for Band 1 Urgent Courses	30	813	3.7%	9.2%	8.0%	9.1%
% of FP17s Relating to Free Repair or Replacements	9	813	1.1%	0.8%	0.8%	0.8%
% of FP17s Relating to Continuations	0	813	0.0%	1.1%	1.0%	1.1%
% of Patients satisfied with the dentistry they have received	2	2	N/A	91.6%	91.5%	91.4%
% of Patients satisfied with the time they had to wait for an appointment	1	2	N/A	86.8%	88.2%	87.7%

\* This is based on patients treated on this contract for their most recent course of treatment. Figures in italics indicate the base number of FP17s or Patient Questionnaire responses are less than 100. N/A is shown where the base number of responses is less than 10 during the period. % is calculated as Quantity/Base number\*100

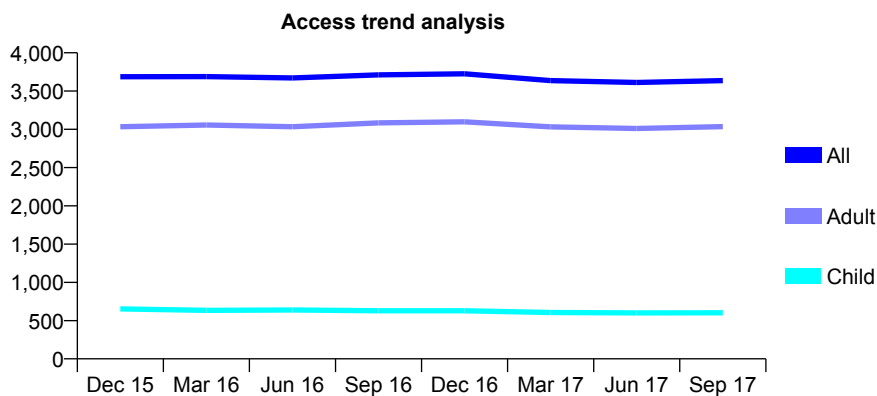
## Q56 - Vital Signs At a Glance Contract Report for 213128/0003 - September 2017

Name or company name	MR RA BURKETT
Contract type name	GDS Contract
Purpose of contract	General
Contract start date	28/03/2013
Contract end date	

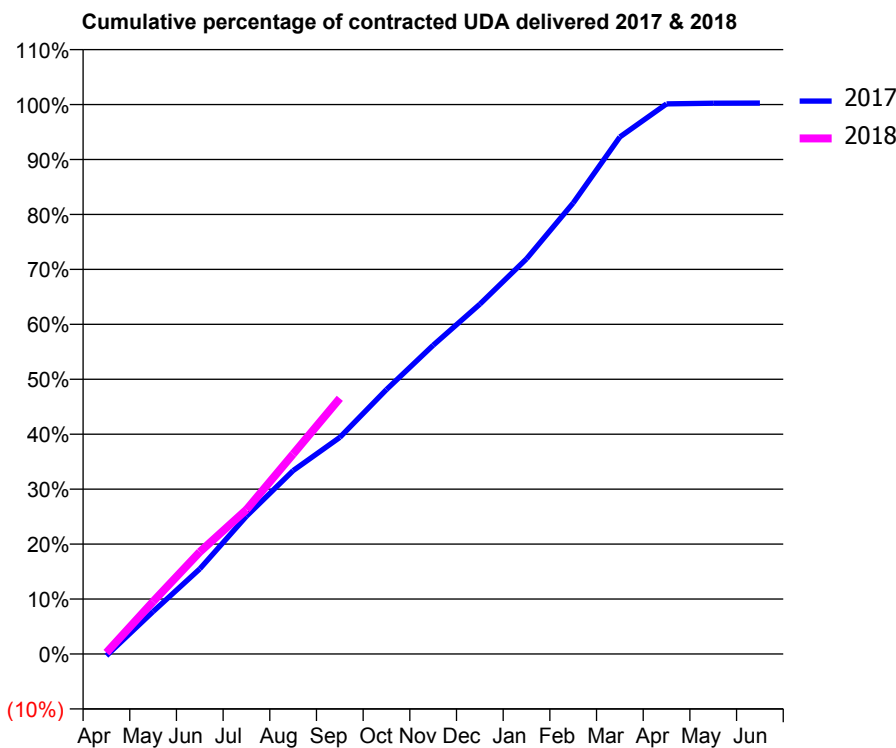
17/18 Contracted general activity (UDA)	7,548
Carry forward general activity (UDA)	-19
17/18 Contracted orthodontic activity (UOA)	0
Carry forward orthodontic activity (UOA)	0
Baseline contract value	£167,299.87

### ACCESS\*

Patients seen in 24 months	Total	Change since previous quarter
Quarter ending September 2016	3,712	
Quarter ending December 2016	3,726	→
Quarter ending March 2017	3,637	↓
Quarter ending June 2017	3,612	→
Quarter ending September 2017	3,637	→
<b>Variance since September 2016</b>	<b>(2.0%)</b>	<b>↓</b>



### ACTIVITY



Month	Adjusted Scheduled Activity (UDA)	
	2017	2018
April	-24	19
May	583	721
June	1,170	1,402
July	1,893	1,982
August	2,519	2,747
September	2,976	3,513
October	3,634	
November	4,241	
December	4,806	
January	5,429	
February	6,195	
March	7,102	
April	7,556	
May	7,566	
June	7,567	

### QUALITY

	Quantity	Base Number	Contract	AT	Region	England
% of FP17s for the same patient ID Re-attending within 3 months - Children	19	315	6.0%	10.9%	11.6%	11.9%
% of FP17s for the same patient ID Re-attending within 3 months - Adults	159	1,534	10.4%	14.5%	15.2%	15.9%
% of FP17s for the same patient ID Re-attending between 3 & 9 months - Children	43	315	13.7%	59.2%	59.1%	58.1%
% of FP17s for the same patient ID Re-attending between 3 & 9 months - Adults	376	1,534	24.5%	48.7%	51.7%	50.6%
% of FP17s for Band 1 Urgent Courses	148	1,666	8.9%	9.2%	8.0%	9.1%
% of FP17s Relating to Free Repair or Replacements	0	1,666	0.0%	0.8%	0.8%	0.8%
% of FP17s Relating to Continuations	1	1,666	0.1%	1.1%	1.0%	1.1%
% of Patients satisfied with the dentistry they have received	7	7	N/A	91.6%	91.5%	91.4%
% of Patients satisfied with the time they had to wait for an appointment	6	7	N/A	86.8%	88.2%	87.7%

\* This is based on patients treated on this contract for their most recent course of treatment. Figures in italics indicate the base number of FP17s or Patient Questionnaire responses are less than 100. N/A is shown where the base number of responses is less than 10 during the period. % is calculated as Quantity/Base number\*100

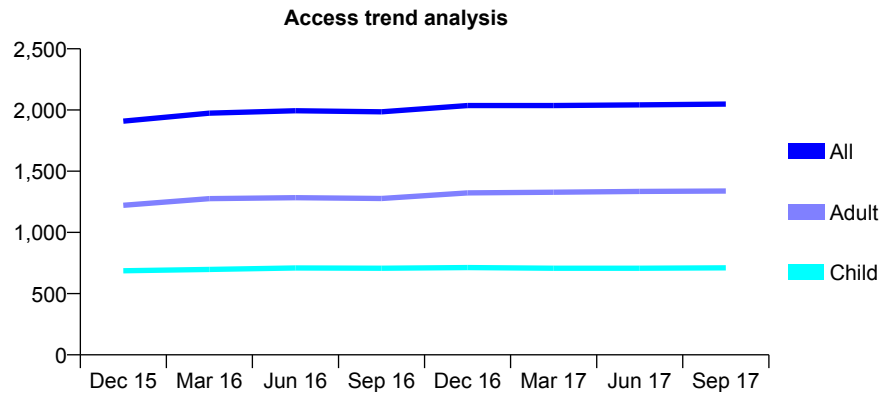
## Q56 - Vital Signs At a Glance Contract Report for 214086/0001 - September 2017

Name or company name	Miss B Wilmers and Mr R Pillai
Contract type name	GDS Contract
Purpose of contract	General
Contract start date	01/04/2006
Contract end date	

17/18 Contracted general activity (UDA)	4,690
Carry forward general activity (UDA)	13
17/18 Contracted orthodontic activity (UOA)	0
Carry forward orthodontic activity (UOA)	0
Baseline contract value	£106,800.94

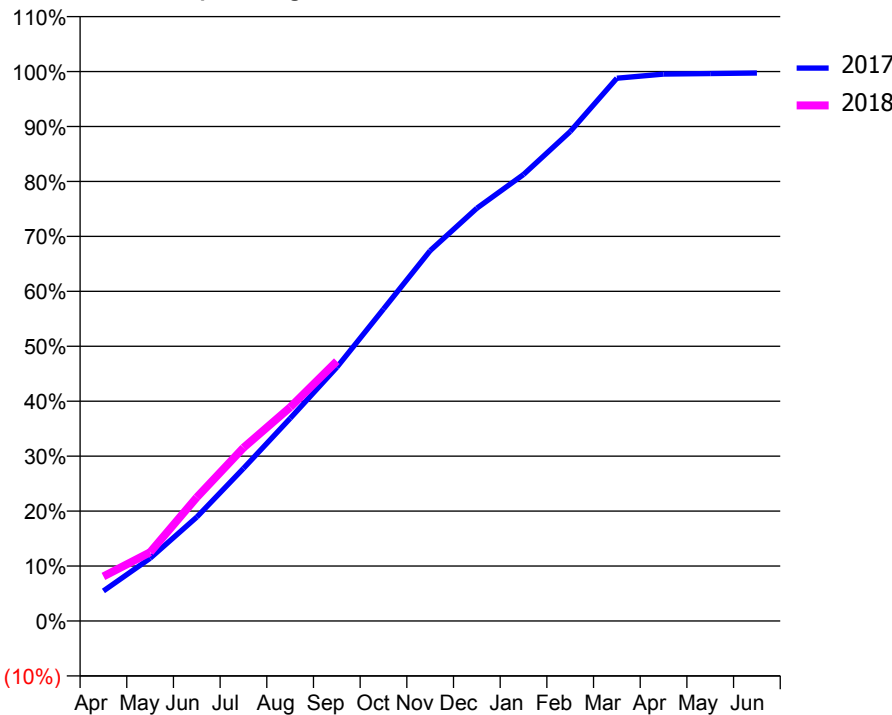
### ACCESS\*

Patients seen in 24 months	Total	Change since previous quarter
Quarter ending September 2016	1,985	
Quarter ending December 2016	2,036	↑
Quarter ending March 2017	2,036	→
Quarter ending June 2017	2,042	→
Quarter ending September 2017	2,049	→
<b>Variance since September 2016</b>	<b>3.2%</b>	<b>↑</b>



### ACTIVITY

Cumulative percentage of contracted UDA delivered 2017 & 2018



Month	Adjusted Scheduled Activity (UDA)	
	2017	2018
April	256	381
May	536	586
June	887	1,055
July	1,302	1,479
August	1,729	1,823
September	2,165	2,217
October	2,663	
November	3,161	
December	3,523	
January	3,811	
February	4,178	
March	4,633	
April	4,668	
May	4,673	
June	4,677	

### QUALITY

	Quantity	Base Number	Contract	AT	Region	England
% of FP17s for the same patient ID Re-attending within 3 months - Children	26	555	4.7%	10.9%	11.6%	11.9%
% of FP17s for the same patient ID Re-attending within 3 months - Adults	137	969	14.1%	14.5%	15.2%	15.9%
% of FP17s for the same patient ID Re-attending between 3 & 9 months - Children	354	555	63.8%	59.2%	59.1%	58.1%
% of FP17s for the same patient ID Re-attending between 3 & 9 months - Adults	541	969	55.8%	48.7%	51.7%	50.6%
% of FP17s for Band 1 Urgent Courses	102	1,487	6.9%	9.2%	8.0%	9.1%
% of FP17s Relating to Free Repair or Replacements	5	1,487	0.3%	0.8%	0.8%	0.8%
% of FP17s Relating to Continuations	25	1,487	1.7%	1.1%	1.0%	1.1%
% of Patients satisfied with the dentistry they have received	4	4	N/A	91.6%	91.5%	91.4%
% of Patients satisfied with the time they had to wait for an appointment	4	4	N/A	86.8%	88.2%	87.7%

\* This is based on patients treated on this contract for their most recent course of treatment. Figures in italics indicate the base number of FP17s or Patient Questionnaire responses are less than 100. N/A is shown where the base number of responses is less than 10 during the period. % is calculated as Quantity/Base number\*100

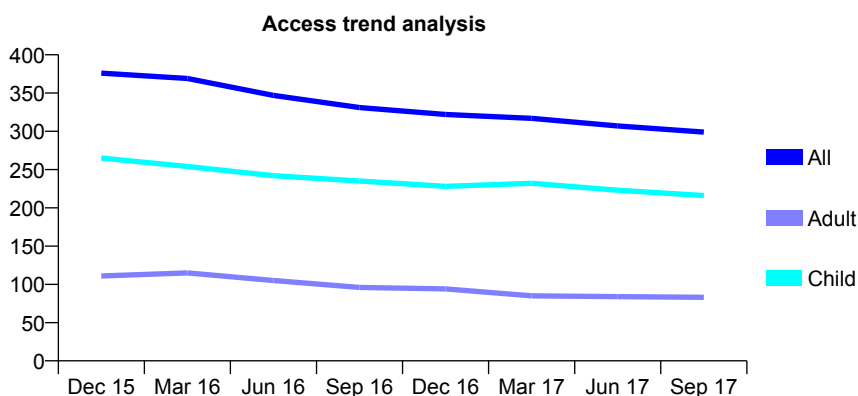
## Q56 - Vital Signs At a Glance Contract Report for 215813/0001 - September 2017

Name or company name	MR CJ WHITER
Contract type name	GDS Contract
Purpose of contract	General
Contract start date	01/04/2006
Contract end date	

17/18 Contracted general activity (UDA)	611
Carry forward general activity (UDA)	0
17/18 Contracted orthodontic activity (UOA)	0
Carry forward orthodontic activity (UOA)	0
Baseline contract value	£12,770.37

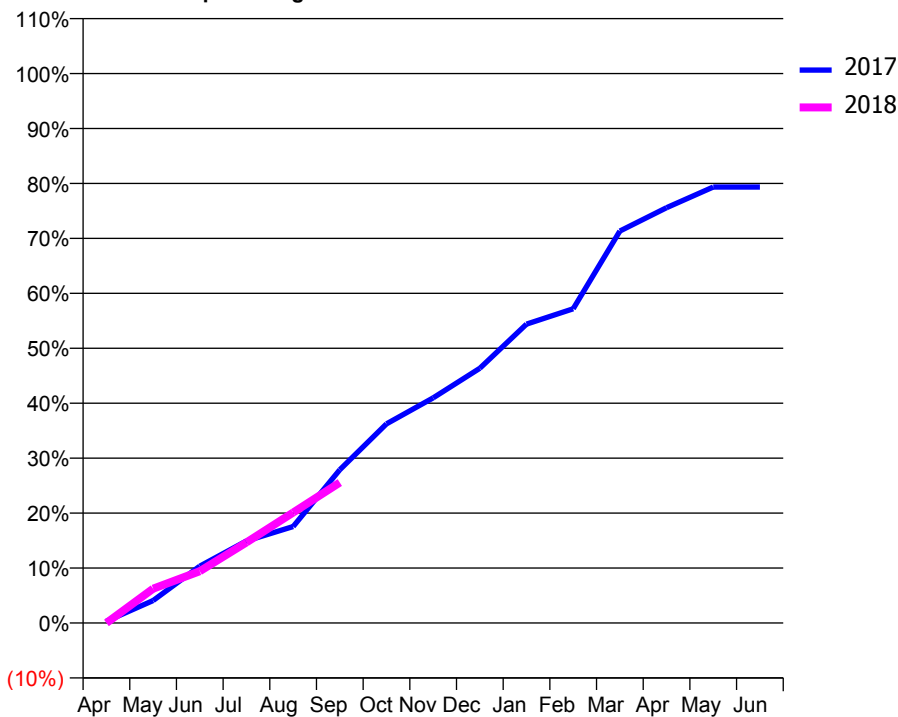
### ACCESS\*

Patients seen in 24 months	Total	Change since previous quarter
Quarter ending September 2016	331	
Quarter ending December 2016	322	↓
Quarter ending March 2017	317	↓
Quarter ending June 2017	307	↓
Quarter ending September 2017	299	↓
<b>Variance since September 2016</b>	<b>(9.7%)</b>	<b>↓</b>



### ACTIVITY

Cumulative percentage of contracted UDA delivered 2017 & 2018



Month	Adjusted Scheduled Activity (UDA)	
	2017	2018
April	2	0
May	25	38
June	63	58
July	91	90
August	107	123
September	170	156
October	221	
November	250	
December	283	
January	332	
February	349	
March	436	
April	462	
May	485	
June	485	

### QUALITY

	Quantity	Base Number	Contract	AT	Region	England
% of FP17s for the same patient ID Re-attending within 3 months - Children	9	138	6.5%	10.9%	11.6%	11.9%
% of FP17s for the same patient ID Re-attending within 3 months - Adults	2	15	13.3%	14.5%	15.2%	15.9%
% of FP17s for the same patient ID Re-attending between 3 & 9 months - Children	99	138	71.7%	59.2%	59.1%	58.1%
% of FP17s for the same patient ID Re-attending between 3 & 9 months - Adults	5	15	33.3%	48.7%	51.7%	50.6%
% of FP17s for Band 1 Urgent Courses	5	129	3.9%	9.2%	8.0%	9.1%
% of FP17s Relating to Free Repair or Replacements	0	129	0.0%	0.8%	0.8%	0.8%
% of FP17s Relating to Continuations	0	129	0.0%	1.1%	1.0%	1.1%
% of Patients satisfied with the dentistry they have received	0	0	N/A	91.6%	91.5%	91.4%
% of Patients satisfied with the time they had to wait for an appointment	0	0	N/A	86.8%	88.2%	87.7%

\* This is based on patients treated on this contract for their most recent course of treatment. Figures in italics indicate the base number of FP17s or Patient Questionnaire responses are less than 100. N/A is shown where the base number of responses is less than 10 during the period. % is calculated as Quantity/Base number\*100

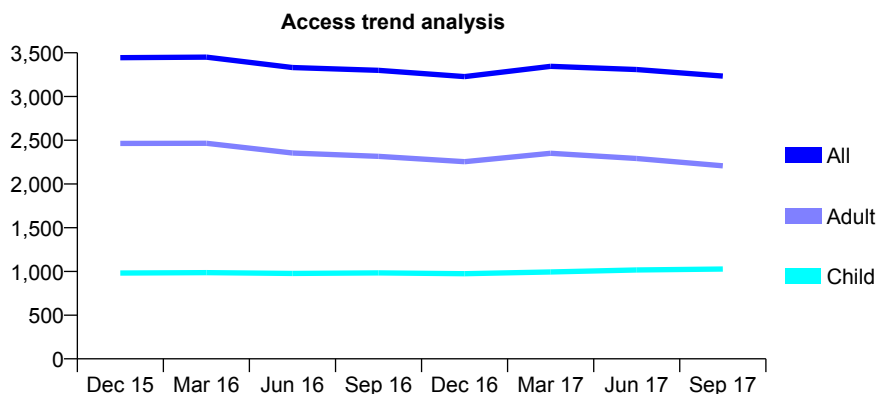
## Q56 - Vital Signs At a Glance Contract Report for 215988/0001 - September 2017

Name or company name	MR PG SANDERS
Contract type name	GDS Contract
Purpose of contract	General
Contract start date	01/04/2006
Contract end date	

17/18 Contracted general activity (UDA)	6,951
Carry forward general activity (UDA)	-139
17/18 Contracted orthodontic activity (UOA)	0
Carry forward orthodontic activity (UOA)	0
Baseline contract value	£189,901.33

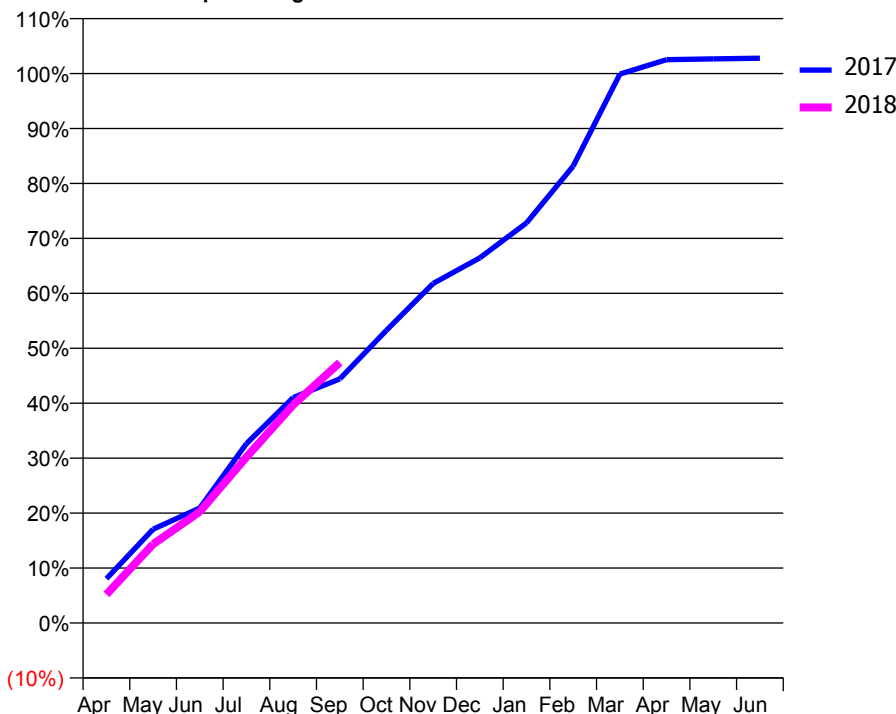
### ACCESS\*

Patients seen in 24 months	Total	Change since previous quarter
Quarter ending September 2016	3,299	
Quarter ending December 2016	3,228	↓
Quarter ending March 2017	3,345	↑
Quarter ending June 2017	3,308	↓
Quarter ending September 2017	3,234	↓
<b>Variance since September 2016</b>	<b>(2.0%)</b>	<b>↓</b>



### ACTIVITY

Cumulative percentage of contracted UDA delivered 2017 & 2018



Adjusted Scheduled Activity (UDA)

Month	2017	2018
April	562	361
May	1,187	998
June	1,456	1,408
July	2,269	2,098
August	2,852	2,759
September	3,088	3,294
October	3,703	
November	4,296	
December	4,620	
January	5,060	
February	5,781	
March	6,943	
April	7,126	
May	7,136	
June	7,145	

### QUALITY

	Quantity	Base Number	Contract	AT	Region	England
% of FP17s for the same patient ID Re-attending within 3 months - Children	136	994	13.7%	10.9%	11.6%	11.9%
% of FP17s for the same patient ID Re-attending within 3 months - Adults	295	1,791	16.5%	14.5%	15.2%	15.9%
% of FP17s for the same patient ID Re-attending between 3 & 9 months - Children	683	994	68.7%	59.2%	59.1%	58.1%
% of FP17s for the same patient ID Re-attending between 3 & 9 months - Adults	1,277	1,791	71.3%	48.7%	51.7%	50.6%
% of FP17s for Band 1 Urgent Courses	139	2,153	6.5%	9.2%	8.0%	9.1%
% of FP17s Relating to Free Repair or Replacements	16	2,153	0.7%	0.8%	0.8%	0.8%
% of FP17s Relating to Continuations	15	2,153	0.7%	1.1%	1.0%	1.1%
% of Patients satisfied with the dentistry they have received	3	3	N/A	91.6%	91.5%	91.4%
% of Patients satisfied with the time they had to wait for an appointment	3	3	N/A	86.8%	88.2%	87.7%

\* This is based on patients treated on this contract for their most recent course of treatment. Figures in italics indicate the base number of FP17s or Patient Questionnaire responses are less than 100. N/A is shown where the base number of responses is less than 10 during the period. % is calculated as Quantity/Base number\*100

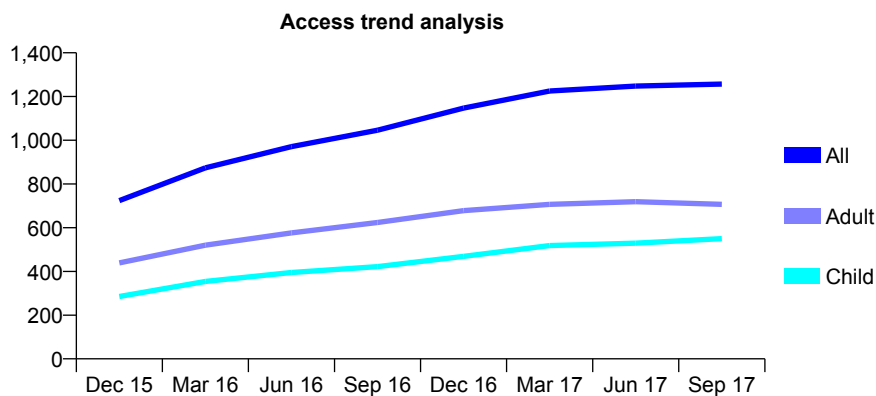
## Q56 - Vital Signs At a Glance Contract Report for 220469/0001 - September 2017

Name or company name	Riverside Dental Surgery
Contract type name	GDS Contract
Purpose of contract	General and Orthodontic
Contract start date	01/04/2006
Contract end date	

17/18 Contracted general activity (UDA)	2,583
Carry forward general activity (UDA)	8
17/18 Contracted orthodontic activity (UOA)	129
Carry forward orthodontic activity (UOA)	0
Baseline contract value	£66,283.71

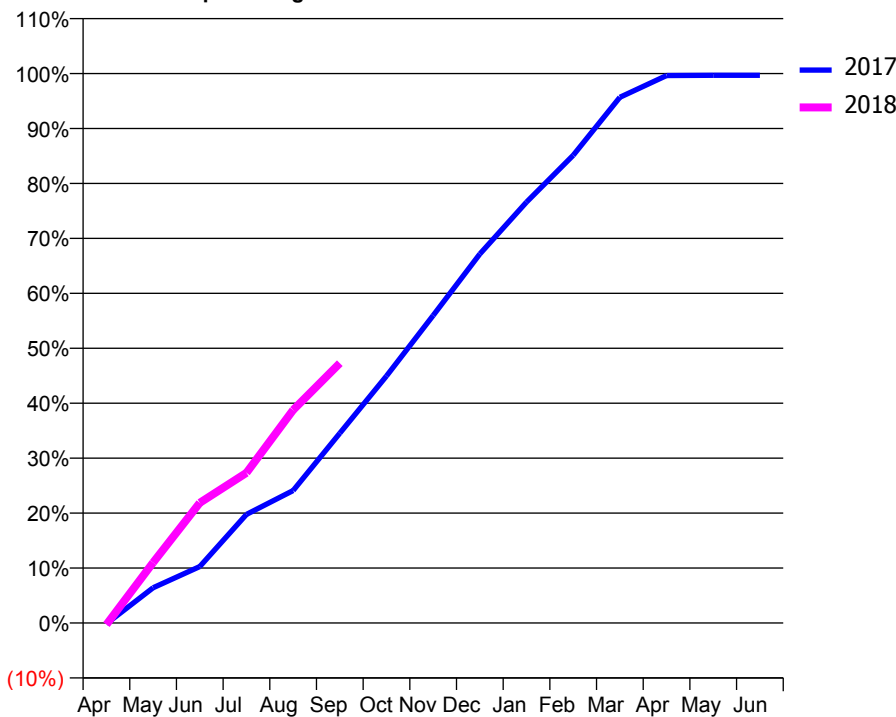
### ACCESS\*

Patients seen in 24 months	Total	Change since previous quarter
Quarter ending September 2016	1,046	
Quarter ending December 2016	1,147	↑
Quarter ending March 2017	1,225	↑
Quarter ending June 2017	1,248	→
Quarter ending September 2017	1,257	→
<b>Variance since September 2016</b>	<b>20.2%</b>	<b>↑</b>



### ACTIVITY

Cumulative percentage of contracted UDA delivered 2017 & 2018



Adjusted Scheduled Activity (UDA)

Month	2017	2018
April	-4	-8
May	166	284
June	266	565
July	511	706
August	623	1,002
September	892	1,222
October	1,161	
November	1,446	
December	1,735	
January	1,979	
February	2,199	
March	2,471	
April	2,573	
May	2,575	
June	2,575	

### QUALITY

	Quantity	Base Number	Contract	AT	Region	England
% of FP17s for the same patient ID Re-attending within 3 months - Children	12	365	3.3%	10.9%	11.6%	11.9%
% of FP17s for the same patient ID Re-attending within 3 months - Adults	51	417	12.2%	14.5%	15.2%	15.9%
% of FP17s for the same patient ID Re-attending between 3 & 9 months - Children	224	365	61.4%	59.2%	59.1%	58.1%
% of FP17s for the same patient ID Re-attending between 3 & 9 months - Adults	251	417	60.2%	48.7%	51.7%	50.6%
% of FP17s for Band 1 Urgent Courses	9	707	1.3%	9.2%	8.0%	9.1%
% of FP17s Relating to Free Repair or Replacements	8	707	1.1%	0.8%	0.8%	0.8%
% of FP17s Relating to Continuations	3	707	0.4%	1.1%	1.0%	1.1%
% of Patients satisfied with the dentistry they have received	2	3	N/A	91.6%	91.5%	91.4%
% of Patients satisfied with the time they had to wait for an appointment	2	3	N/A	86.8%	88.2%	87.7%

\* This is based on patients treated on this contract for their most recent course of treatment. Figures in italics indicate the base number of FP17s or Patient Questionnaire responses are less than 100. N/A is shown where the base number of responses is less than 10 during the period. % is calculated as Quantity/Base number\*100



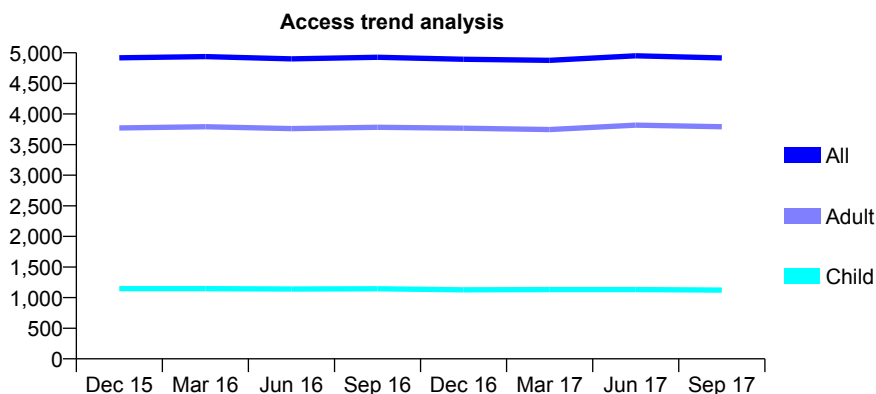
## Q56 - Vital Signs At a Glance Contract Report for 22224/0001 - September 2017

Name or company name	MR DA STOTT
Contract type name	GDS Contract
Purpose of contract	General and Orthodontic
Contract start date	01/04/2006
Contract end date	

17/18 Contracted general activity (UDA)	12,808
Carry forward general activity (UDA)	56
17/18 Contracted orthodontic activity (UOA)	602
Carry forward orthodontic activity (UOA)	-12
Baseline contract value	£343,510.45

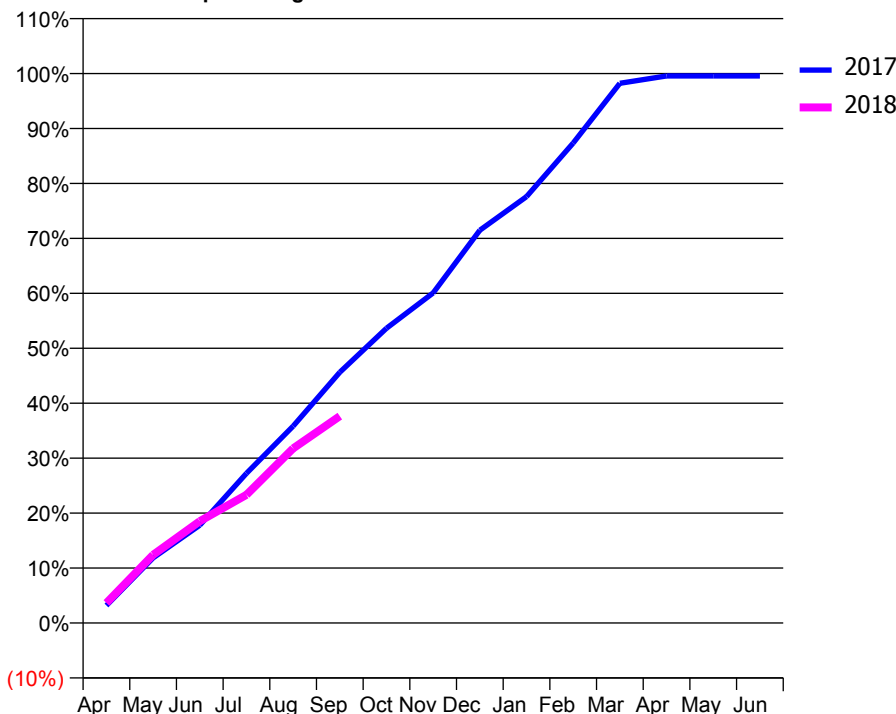
### ACCESS\*

Patients seen in 24 months	Total	Change since previous quarter
Quarter ending September 2016	4,928	
Quarter ending December 2016	4,895	→
Quarter ending March 2017	4,877	→
Quarter ending June 2017	4,950	→
Quarter ending September 2017	4,916	→
<b>Variance since September 2016</b>	<b>(0.2%)</b>	<b>→</b>



### ACTIVITY

Cumulative percentage of contracted UDA delivered 2017 & 2018



Adjusted Scheduled Activity (UDA)

Month	2017	2018
April	409	469
May	1,518	1,591
June	2,280	2,372
July	3,489	2,987
August	4,588	4,070
September	5,844	4,821
October	6,869	
November	7,695	
December	9,155	
January	9,938	
February	11,186	
March	12,581	
April	12,752	
May	12,752	
June	12,752	

### QUALITY

	Quantity	Base Number	Contract	AT	Region	England
% of FP17s for the same patient ID Re-attending within 3 months - Children	95	890	10.7%	10.9%	11.6%	11.9%
% of FP17s for the same patient ID Re-attending within 3 months - Adults	291	2,560	11.4%	14.5%	15.2%	15.9%
% of FP17s for the same patient ID Re-attending between 3 & 9 months - Children	640	890	71.9%	59.2%	59.1%	58.1%
% of FP17s for the same patient ID Re-attending between 3 & 9 months - Adults	1,739	2,560	67.9%	48.7%	51.7%	50.6%
% of FP17s for Band 1 Urgent Courses	111	2,529	4.4%	9.2%	8.0%	9.1%
% of FP17s Relating to Free Repair or Replacements	27	2,529	1.1%	0.8%	0.8%	0.8%
% of FP17s Relating to Continuations	33	2,529	1.3%	1.1%	1.0%	1.1%
% of Patients satisfied with the dentistry they have received	9	9	N/A	91.6%	91.5%	91.4%
% of Patients satisfied with the time they had to wait for an appointment	8	9	N/A	86.8%	88.2%	87.7%

\* This is based on patients treated on this contract for their most recent course of treatment. Figures in italics indicate the base number of FP17s or Patient Questionnaire responses are less than 100. N/A is shown where the base number of responses is less than 10 during the period. % is calculated as Quantity/Base number\*100

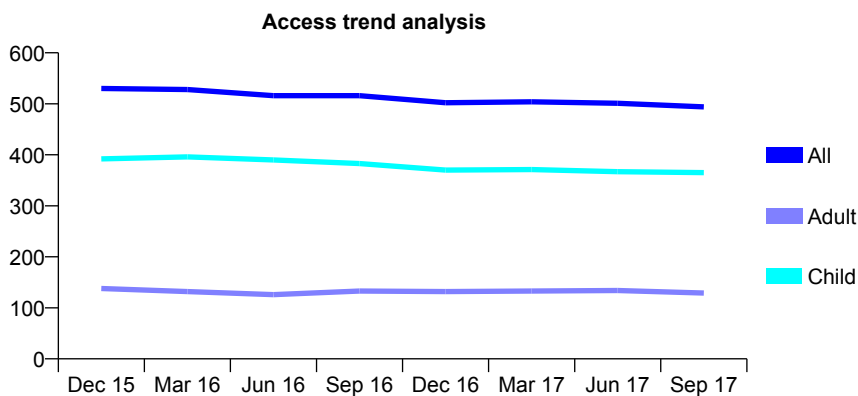
## Q56 - Vital Signs At a Glance Contract Report for 229105/0001 - September 2017

Name or company name	MR DP BELLAMY
Contract type name	GDS Contract
Purpose of contract	General
Contract start date	01/04/2006
Contract end date	

17/18 Contracted general activity (UDA)	909
Carry forward general activity (UDA)	0
17/18 Contracted orthodontic activity (UOA)	0
Carry forward orthodontic activity (UOA)	0
Baseline contract value	£24,458.19

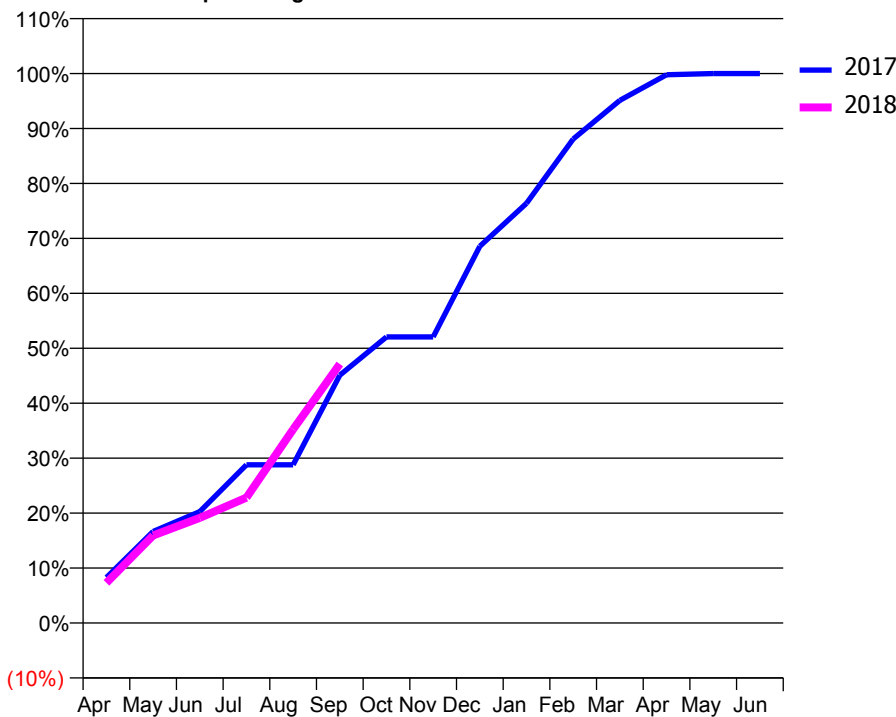
### ACCESS\*

Patients seen in 24 months	Total	Change since previous quarter
Quarter ending September 2016	516	
Quarter ending December 2016	502	↓
Quarter ending March 2017	504	→
Quarter ending June 2017	501	→
Quarter ending September 2017	494	↓
<b>Variance since September 2016</b>	<b>(4.3%)</b>	<b>↓</b>



### ACTIVITY

**Cumulative percentage of contracted UDA delivered 2017 & 2018**



Month	Adjusted Scheduled Activity (UDA)	
	2017	2018
April	75	66
May	151	145
June	184	174
July	262	207
August	262	320
September	410	428
October	473	
November	473	
December	623	
January	694	
February	801	
March	865	
April	907	
May	909	
June	909	

### QUALITY

	Quantity	Base Number	Contract	AT	Region	England
% of FP17s for the same patient ID Re-attending within 3 months - Children	15	300	5.0%	10.9%	11.6%	11.9%
% of FP17s for the same patient ID Re-attending within 3 months - Adults	4	68	5.9%	14.5%	15.2%	15.9%
% of FP17s for the same patient ID Re-attending between 3 & 9 months - Children	207	300	69.0%	59.2%	59.1%	58.1%
% of FP17s for the same patient ID Re-attending between 3 & 9 months - Adults	40	68	58.8%	48.7%	51.7%	50.6%
% of FP17s for Band 1 Urgent Courses	7	343	2.0%	9.2%	8.0%	9.1%
% of FP17s Relating to Free Repair or Replacements	1	343	0.3%	0.8%	0.8%	0.8%
% of FP17s Relating to Continuations	3	343	0.9%	1.1%	1.0%	1.1%
% of Patients satisfied with the dentistry they have received	0	0	N/A	91.6%	91.5%	91.4%
% of Patients satisfied with the time they had to wait for an appointment	0	0	N/A	86.8%	88.2%	87.7%

\* This is based on patients treated on this contract for their most recent course of treatment. Figures in italics indicate the base number of FP17s or Patient Questionnaire responses are less than 100. N/A is shown where the base number of responses is less than 10 during the period. % is calculated as Quantity/Base number\*100

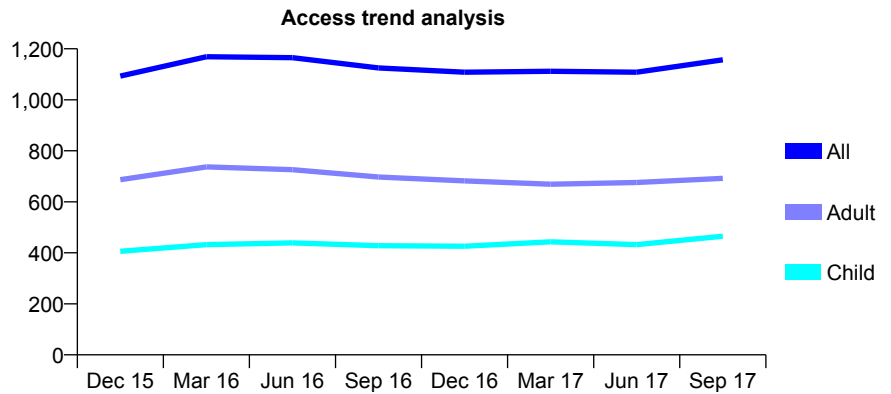
## Q56 - Vital Signs At a Glance Contract Report for 232475/0001 - September 2017

Name or company name	Mr S Nicol, Mr R Bryant, Mr E Coyle and M
Contract type name	GDS Contract
Purpose of contract	General
Contract start date	01/04/2006
Contract end date	

17/18 Contracted general activity (UDA)	4,022
Carry forward general activity (UDA)	0
17/18 Contracted orthodontic activity (UOA)	0
Carry forward orthodontic activity (UOA)	0
Baseline contract value	£120,432.48

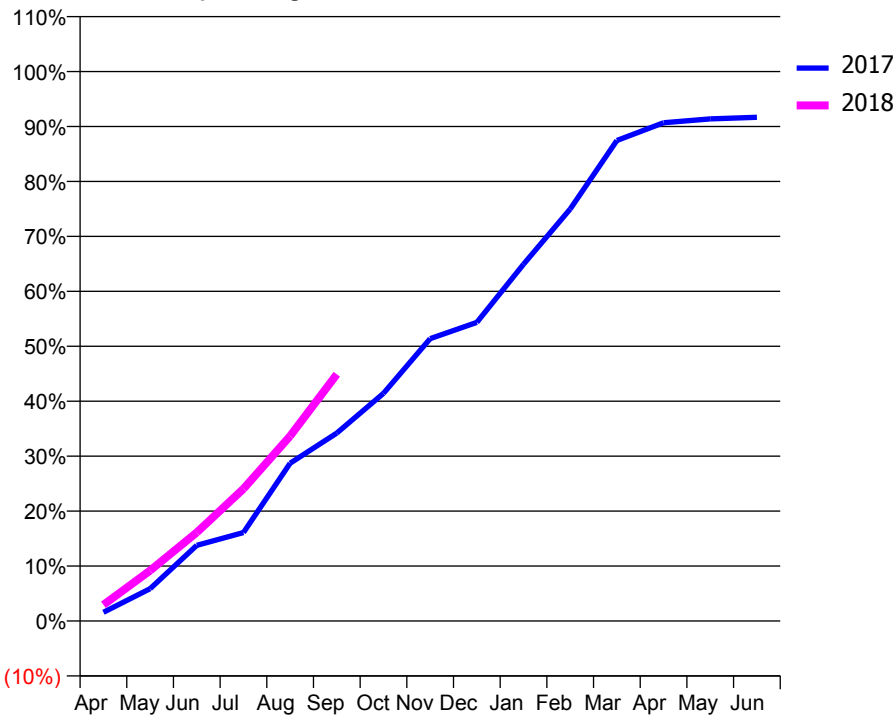
### ACCESS\*

Patients seen in 24 months	Total	Change since previous quarter
Quarter ending September 2016	1,125	
Quarter ending December 2016	1,108	↓
Quarter ending March 2017	1,112	→
Quarter ending June 2017	1,108	→
Quarter ending September 2017	1,157	↑
<b>Variance since September 2016</b>	<b>2.8%</b>	<b>↑</b>



### ACTIVITY

Cumulative percentage of contracted UDA delivered 2017 & 2018



Month	Adjusted Scheduled Activity (UDA)	
	2017	2018
April	64	119
May	237	369
June	554	648
July	647	968
August	1,155	1,354
September	1,375	1,806
October	1,667	
November	2,067	
December	2,185	
January	2,611	
February	3,015	
March	3,517	
April	3,647	
May	3,676	
June	3,687	

### QUALITY

	Quantity	Base Number	Contract	AT	Region	England
% of FP17s for the same patient ID Re-attending within 3 months - Children	40	414	9.7%	10.9%	11.6%	11.9%
% of FP17s for the same patient ID Re-attending within 3 months - Adults	45	487	9.2%	14.5%	15.2%	15.9%
% of FP17s for the same patient ID Re-attending between 3 & 9 months - Children	225	414	54.3%	59.2%	59.1%	58.1%
% of FP17s for the same patient ID Re-attending between 3 & 9 months - Adults	230	487	47.2%	48.7%	51.7%	50.6%
% of FP17s for Band 1 Urgent Courses	51	858	5.9%	9.2%	8.0%	9.1%
% of FP17s Relating to Free Repair or Replacements	4	858	0.5%	0.8%	0.8%	0.8%
% of FP17s Relating to Continuations	20	858	2.3%	1.1%	1.0%	1.1%
% of Patients satisfied with the dentistry they have received	2	2	N/A	91.6%	91.5%	91.4%
% of Patients satisfied with the time they had to wait for an appointment	1	2	N/A	86.8%	88.2%	87.7%

\* This is based on patients treated on this contract for their most recent course of treatment. Figures in italics indicate the base number of FP17s or Patient Questionnaire responses are less than 100. N/A is shown where the base number of responses is less than 10 during the period. % is calculated as Quantity/Base number\*100

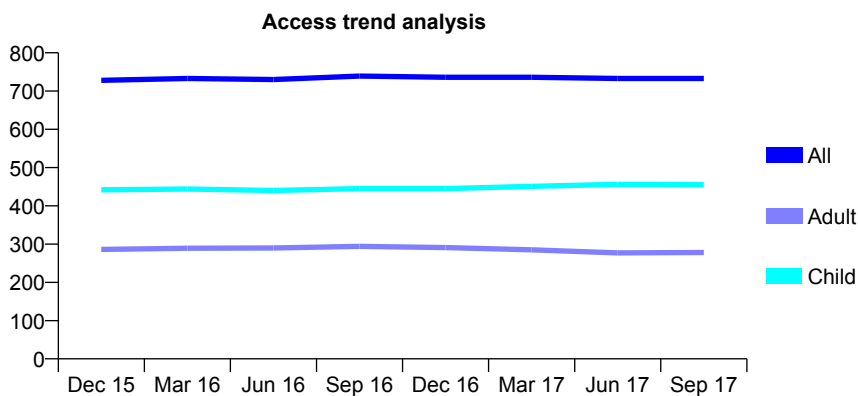
## Q56 - Vital Signs At a Glance Contract Report for 233129/0001 - September 2017

Name or company name	MR RF TILLY
Contract type name	GDS Contract
Purpose of contract	General
Contract start date	01/04/2006
Contract end date	

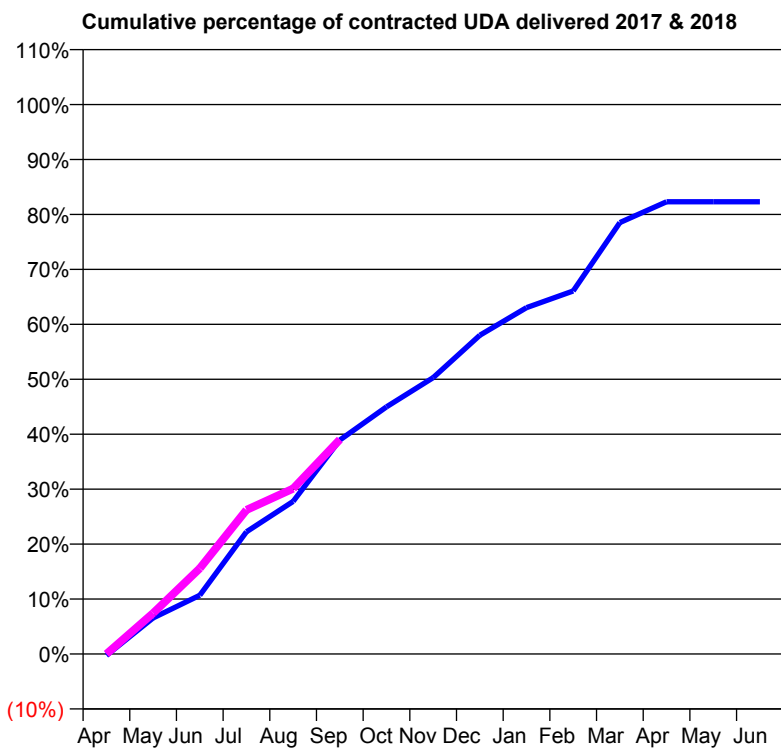
17/18 Contracted general activity (UDA)	1,750
Carry forward general activity (UDA)	0
17/18 Contracted orthodontic activity (UOA)	0
Carry forward orthodontic activity (UOA)	0
Baseline contract value	£37,482.18

### ACCESS\*

Patients seen in 24 months	Total	Change since previous quarter
Quarter ending September 2016	739	
Quarter ending December 2016	736	→
Quarter ending March 2017	736	→
Quarter ending June 2017	733	→
Quarter ending September 2017	733	→
<b>Variance since September 2016</b>	<b>(0.8%)</b>	<b>→</b>



### ACTIVITY



Month	Adjusted Scheduled Activity (UDA)	
	2017	2018
April	-5	0
May	115	130
June	187	273
July	389	459
August	486	527
September	681	683
October	787	
November	880	
December	1,015	
January	1,103	
February	1,156	
March	1,374	
April	1,440	
May	1,440	
June	1,440	

### QUALITY

	Quantity	Base Number	Contract	AT	Region	England
% of FP17s for the same patient ID Re-attending within 3 months - Children	5	355	1.4%	10.9%	11.6%	11.9%
% of FP17s for the same patient ID Re-attending within 3 months - Adults	16	165	9.7%	14.5%	15.2%	15.9%
% of FP17s for the same patient ID Re-attending between 3 & 9 months - Children	241	355	67.9%	59.2%	59.1%	58.1%
% of FP17s for the same patient ID Re-attending between 3 & 9 months - Adults	94	165	57.0%	48.7%	51.7%	50.6%
% of FP17s for Band 1 Urgent Courses	0	473	0.0%	9.2%	8.0%	9.1%
% of FP17s Relating to Free Repair or Replacements	0	473	0.0%	0.8%	0.8%	0.8%
% of FP17s Relating to Continuations	0	473	0.0%	1.1%	1.0%	1.1%
% of Patients satisfied with the dentistry they have received	0	0	N/A	91.6%	91.5%	91.4%
% of Patients satisfied with the time they had to wait for an appointment	0	0	N/A	86.8%	88.2%	87.7%

\* This is based on patients treated on this contract for their most recent course of treatment. Figures in italics indicate the base number of FP17s or Patient Questionnaire responses are less than 100. N/A is shown where the base number of responses is less than 10 during the period. % is calculated as Quantity/Base number\*100

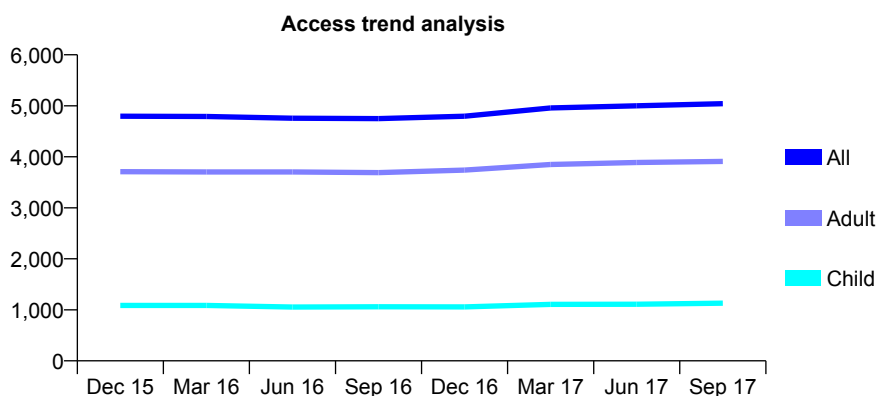
## Q56 - Vital Signs At a Glance Contract Report for 244333/0002 - September 2017

Name or company name	MR H MORILLO-GONZALES DE V
Contract type name	GDS Contract
Purpose of contract	General
Contract start date	16/09/2008
Contract end date	

17/18 Contracted general activity (UDA)	14,224
Carry forward general activity (UDA)	377
17/18 Contracted orthodontic activity (UOA)	0
Carry forward orthodontic activity (UOA)	0
Baseline contract value	£360,317.29

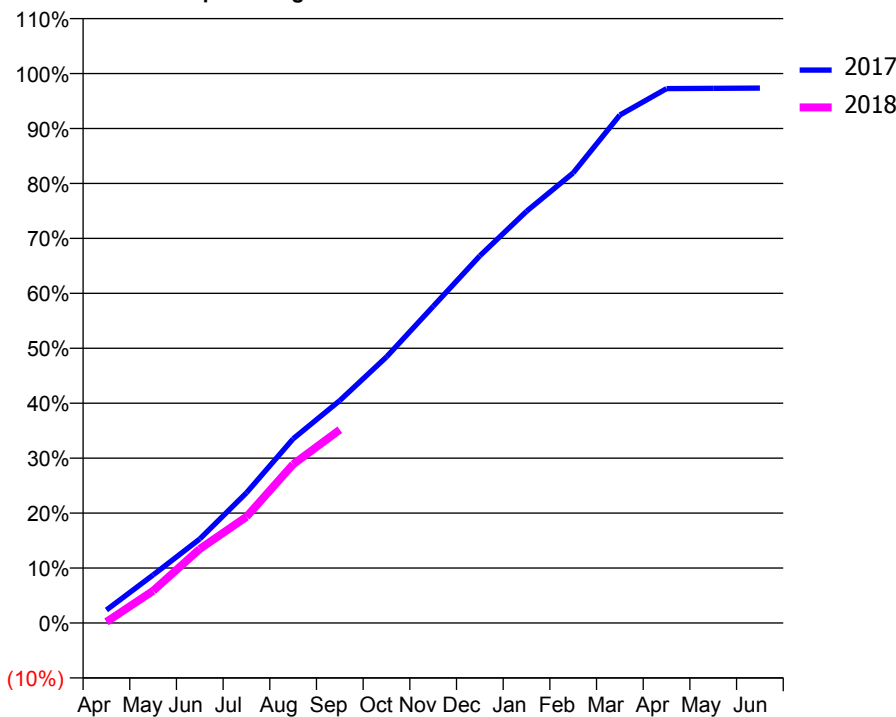
### ACCESS\*

Patients seen in 24 months	Total	Change since previous quarter
Quarter ending September 2016	4,750	
Quarter ending December 2016	4,797	→
Quarter ending March 2017	4,957	↑
Quarter ending June 2017	4,999	→
Quarter ending September 2017	5,041	→
<b>Variance since September 2016</b>	<b>6.1%</b>	<b>↑</b>



### ACTIVITY

**Cumulative percentage of contracted UDA delivered 2017 & 2018**



**Adjusted Scheduled Activity (UDA)**

Month	2017	2018
April	337	30
May	1,246	834
June	2,178	1,918
July	3,372	2,750
August	4,768	4,109
September	5,760	5,005
October	6,887	
November	8,196	
December	9,504	
January	10,656	
February	11,653	
March	13,150	
April	13,831	
May	13,839	
June	13,847	

### QUALITY

	Quantity	Base Number	Contract	AT	Region	England
% of FP17s for the same patient ID Re-attending within 3 months - Children	38	866	4.4%	10.9%	11.6%	11.9%
% of FP17s for the same patient ID Re-attending within 3 months - Adults	331	2,523	13.1%	14.5%	15.2%	15.9%
% of FP17s for the same patient ID Re-attending between 3 & 9 months - Children	498	866	57.5%	59.2%	59.1%	58.1%
% of FP17s for the same patient ID Re-attending between 3 & 9 months - Adults	1,284	2,523	50.9%	48.7%	51.7%	50.6%
% of FP17s for Band 1 Urgent Courses	184	2,655	6.9%	9.2%	8.0%	9.1%
% of FP17s Relating to Free Repair or Replacements	19	2,655	0.7%	0.8%	0.8%	0.8%
% of FP17s Relating to Continuations	41	2,655	1.5%	1.1%	1.0%	1.1%
% of Patients satisfied with the dentistry they have received	19	19	100.0%	91.6%	91.5%	91.4%
% of Patients satisfied with the time they had to wait for an appointment	19	19	100.0%	86.8%	88.2%	87.7%

\* This is based on patients treated on this contract for their most recent course of treatment. Figures in italics indicate the base number of FP17s or Patient Questionnaire responses are less than 100. N/A is shown where the base number of responses is less than 10 during the period. % is calculated as Quantity/Base number\*100

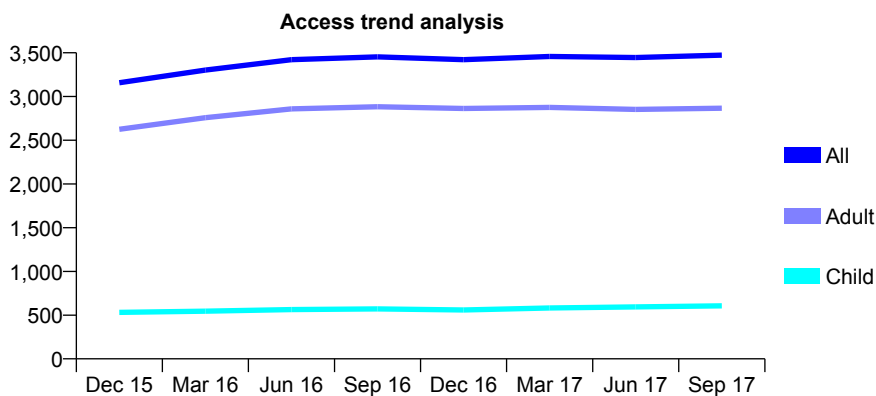
## Q56 - Vital Signs At a Glance Contract Report for 245887/0001 - September 2017

Name or company name	MS CA FROST
Contract type name	PDS Contract
Purpose of contract	General
Contract start date	01/08/2014
Contract end date	31/07/2019

17/18 Contracted general activity (UDA)	14,750
Carry forward general activity (UDA)	0
17/18 Contracted orthodontic activity (UOA)	0
Carry forward orthodontic activity (UOA)	0
Baseline contract value	£433,886.71

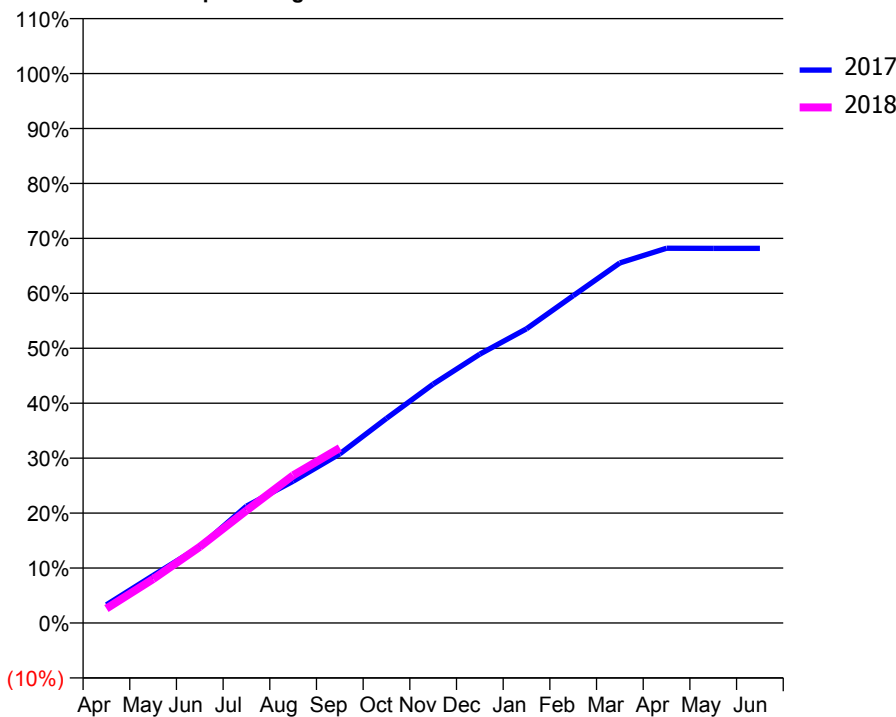
### ACCESS\*

Patients seen in 24 months	Total	Change since previous quarter
Quarter ending September 2016	3,454	
Quarter ending December 2016	3,422	→
Quarter ending March 2017	3,458	→
Quarter ending June 2017	3,446	→
Quarter ending September 2017	3,473	→
<b>Variance since September 2016</b>	<b>0.6%</b>	<b>→</b>



### ACTIVITY

Cumulative percentage of contracted UDA delivered 2017 & 2018



Month	Adjusted Scheduled Activity (UDA)	
	2017	2018
April	488	387
May	1,278	1,178
June	2,049	2,045
July	3,137	3,021
August	3,805	3,964
September	4,540	4,699
October	5,492	
November	6,413	
December	7,217	
January	7,896	
February	8,784	
March	9,665	
April	10,062	
May	10,056	
June	10,056	

### QUALITY

	Quantity	Base Number	Contract	AT	Region	England
% of FP17s for the same patient ID Re-attending within 3 months - Children	30	459	6.5%	10.9%	11.6%	11.9%
% of FP17s for the same patient ID Re-attending within 3 months - Adults	263	1,876	14.0%	14.5%	15.2%	15.9%
% of FP17s for the same patient ID Re-attending between 3 & 9 months - Children	274	459	59.7%	59.2%	59.1%	58.1%
% of FP17s for the same patient ID Re-attending between 3 & 9 months - Adults	1,008	1,876	53.7%	48.7%	51.7%	50.6%
% of FP17s for Band 1 Urgent Courses	271	2,159	12.6%	9.2%	8.0%	9.1%
% of FP17s Relating to Free Repair or Replacements	19	2,159	0.9%	0.8%	0.8%	0.8%
% of FP17s Relating to Continuations	21	2,159	1.0%	1.1%	1.0%	1.1%
% of Patients satisfied with the dentistry they have received	8	9	N/A	91.6%	91.5%	91.4%
% of Patients satisfied with the time they had to wait for an appointment	8	9	N/A	86.8%	88.2%	87.7%

\* This is based on patients treated on this contract for their most recent course of treatment. Figures in italics indicate the base number of FP17s or Patient Questionnaire responses are less than 100. N/A is shown where the base number of responses is less than 10 during the period. % is calculated as Quantity/Base number\*100

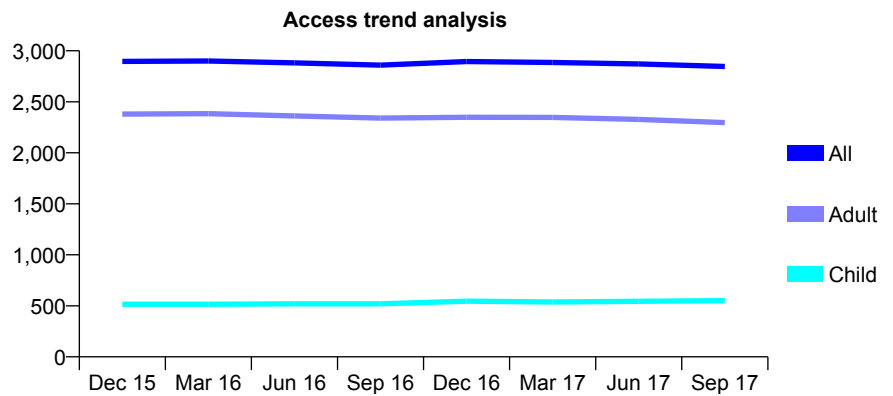
## Q56 - Vital Signs At a Glance Contract Report for 248940/0003 - September 2017

Name or company name	MR SR PATEL
Contract type name	GDS Contract
Purpose of contract	General
Contract start date	01/04/2013
Contract end date	

17/18 Contracted general activity (UDA)	5,810
Carry forward general activity (UDA)	118
17/18 Contracted orthodontic activity (UOA)	0
Carry forward orthodontic activity (UOA)	0
Baseline contract value	£137,527.24

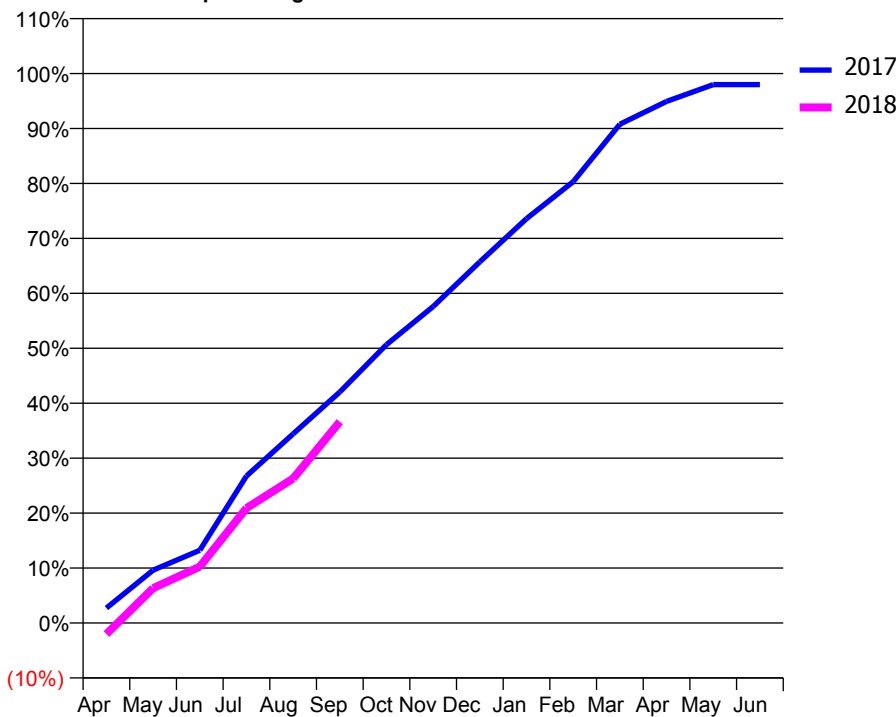
### ACCESS\*

Patients seen in 24 months	Total	Change since previous quarter
Quarter ending September 2016	2,859	
Quarter ending December 2016	2,895	→
Quarter ending March 2017	2,885	→
Quarter ending June 2017	2,871	→
Quarter ending September 2017	2,847	→
<b>Variance since September 2016</b>	<b>(0.4%)</b>	→



### ACTIVITY

Cumulative percentage of contracted UDA delivered 2017 & 2018



Month	Adjusted Scheduled Activity (UDA)	
	2017	2018
April	158	-118
May	559	368
June	769	595
July	1,554	1,215
August	2,001	1,528
September	2,442	2,129
October	2,943	
November	3,347	
December	3,818	
January	4,276	
February	4,666	
March	5,274	
April	5,515	
May	5,692	
June	5,692	

### QUALITY

	Quantity	Base Number	Contract	AT	Region	England
% of FP17s for the same patient ID Re-attending within 3 months - Children	4	414	1.0%	10.9%	11.6%	11.9%
% of FP17s for the same patient ID Re-attending within 3 months - Adults	62	1,235	5.0%	14.5%	15.2%	15.9%
% of FP17s for the same patient ID Re-attending between 3 & 9 months - Children	301	414	72.7%	59.2%	59.1%	58.1%
% of FP17s for the same patient ID Re-attending between 3 & 9 months - Adults	271	1,235	21.9%	48.7%	51.7%	50.6%
% of FP17s for Band 1 Urgent Courses	13	1,414	0.9%	9.2%	8.0%	9.1%
% of FP17s Relating to Free Repair or Replacements	0	1,414	0.0%	0.8%	0.8%	0.8%
% of FP17s Relating to Continuations	5	1,414	0.4%	1.1%	1.0%	1.1%
% of Patients satisfied with the dentistry they have received	1	1	N/A	91.6%	91.5%	91.4%
% of Patients satisfied with the time they had to wait for an appointment	1	1	N/A	86.8%	88.2%	87.7%

\* This is based on patients treated on this contract for their most recent course of treatment. Figures in italics indicate the base number of FP17s or Patient Questionnaire responses are less than 100. N/A is shown where the base number of responses is less than 10 during the period. % is calculated as Quantity/Base number\*100

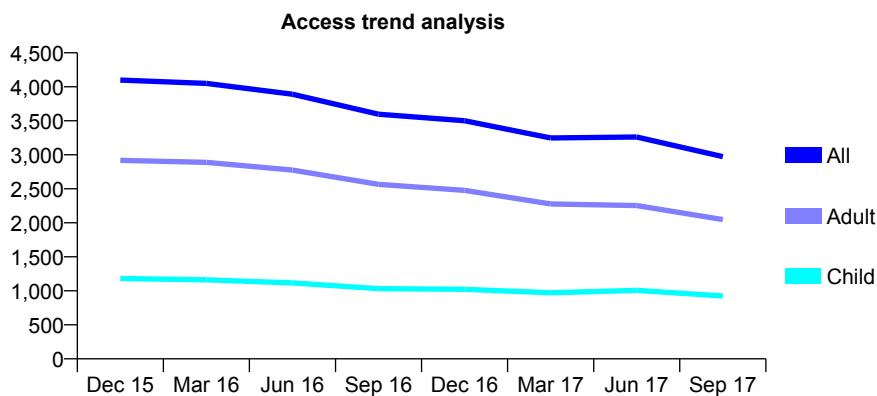
## Q56 - Vital Signs At a Glance Contract Report for 250821/0002 - September 2017

Name or company name	MR A NOROOZI RAD
Contract type name	GDS Contract
Purpose of contract	General
Contract start date	01/01/2013
Contract end date	

17/18 Contracted general activity (UDA)	12,000
Carry forward general activity (UDA)	0
17/18 Contracted orthodontic activity (UOA)	0
Carry forward orthodontic activity (UOA)	0
Baseline contract value	£280,080.00

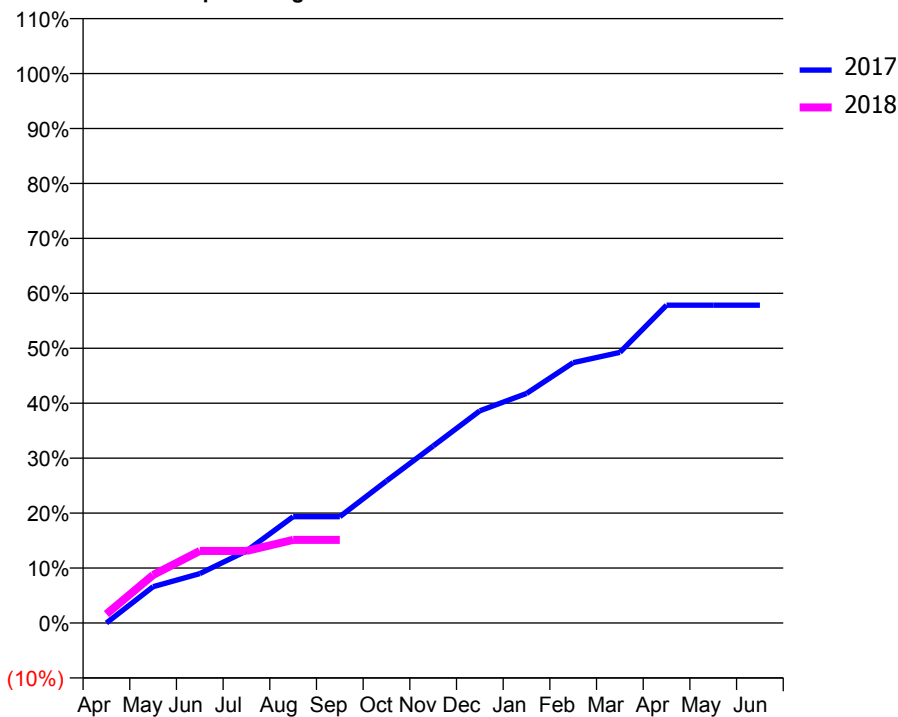
### ACCESS\*

Patients seen in 24 months	Total	Change since previous quarter
Quarter ending September 2016	3,598	
Quarter ending December 2016	3,501	↓
Quarter ending March 2017	3,248	↓
Quarter ending June 2017	3,261	→
Quarter ending September 2017	2,973	↓
<b>Variance since September 2016</b>	<b>(17.4%)</b>	<b>↓</b>



### ACTIVITY

Cumulative percentage of contracted UDA delivered 2017 & 2018



Adjusted Scheduled Activity (UDA)

Month	2017	2018
April	0	198
May	1,187	1,050
June	1,613	1,574
July	2,353	1,574
August	3,476	1,817
September	3,476	1,817
October	4,643	
November	5,785	
December	6,934	
January	7,502	
February	8,506	
March	8,842	
April	10,384	
May	10,384	
June	10,384	

### QUALITY

	Quantity	Base Number	Contract	AT	Region	England
% of FP17s for the same patient ID Re-attending within 3 months - Children	46	452	10.2%	10.9%	11.6%	11.9%
% of FP17s for the same patient ID Re-attending within 3 months - Adults	147	928	15.8%	14.5%	15.2%	15.9%
% of FP17s for the same patient ID Re-attending between 3 & 9 months - Children	170	452	37.6%	59.2%	59.1%	58.1%
% of FP17s for the same patient ID Re-attending between 3 & 9 months - Adults	345	928	37.2%	48.7%	51.7%	50.6%
% of FP17s for Band 1 Urgent Courses	45	714	6.3%	9.2%	8.0%	9.1%
% of FP17s Relating to Free Repair or Replacements	4	714	0.6%	0.8%	0.8%	0.8%
% of FP17s Relating to Continuations	34	714	4.8%	1.1%	1.0%	1.1%
% of Patients satisfied with the dentistry they have received	4	4	N/A	91.6%	91.5%	91.4%
% of Patients satisfied with the time they had to wait for an appointment	4	4	N/A	86.8%	88.2%	87.7%

\* This is based on patients treated on this contract for their most recent course of treatment. Figures in italics indicate the base number of FP17s or Patient Questionnaire responses are less than 100. N/A is shown where the base number of responses is less than 10 during the period. % is calculated as Quantity/Base number\*100



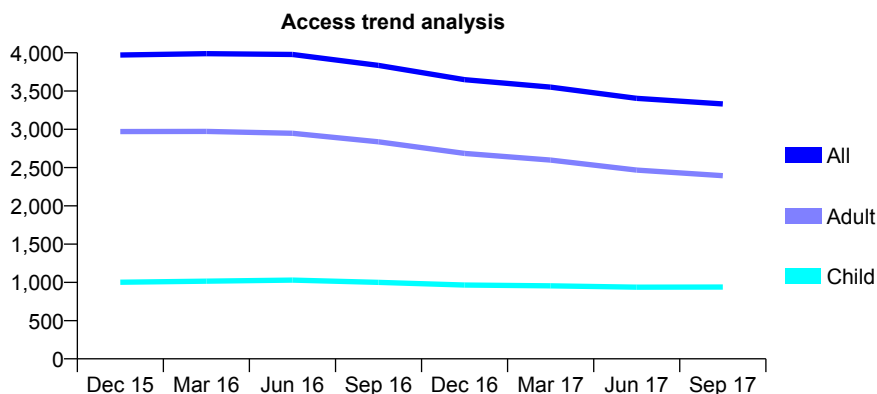
## Q56 - Vital Signs At a Glance Contract Report for 257257/0002 - September 2017

Name or company name	MR JJ VILJOEN
Contract type name	PDS Contract
Purpose of contract	General
Contract start date	01/02/2010
Contract end date	30/04/2018

17/18 Contracted general activity (UDA)	9,942
Carry forward general activity (UDA)	-73
17/18 Contracted orthodontic activity (UOA)	0
Carry forward orthodontic activity (UOA)	0
Baseline contract value	£248,940.89

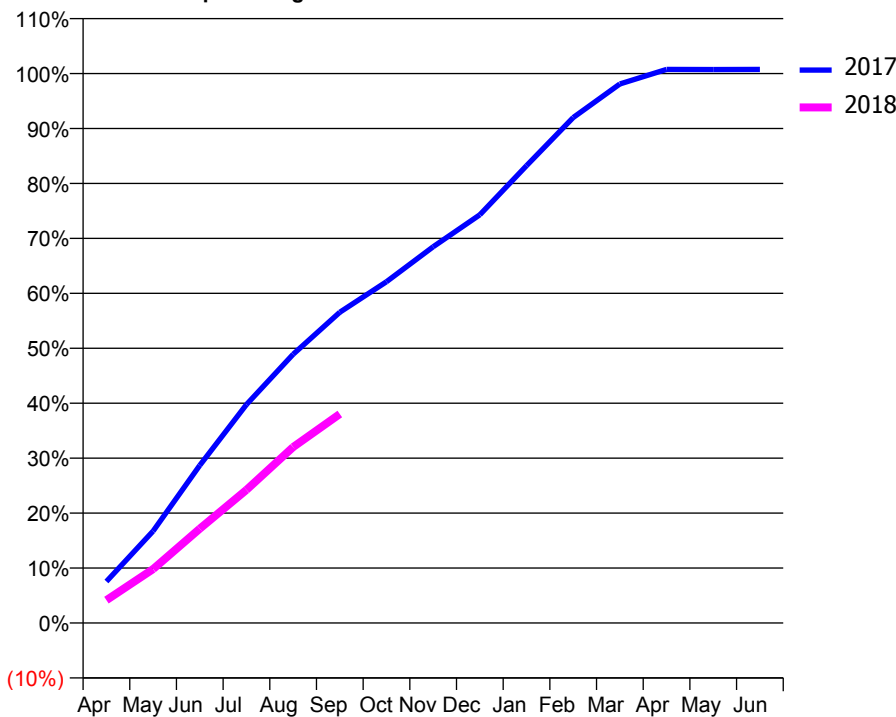
### ACCESS\*

Patients seen in 24 months	Total	Change since previous quarter
Quarter ending September 2016	3,836	
Quarter ending December 2016	3,649	↓
Quarter ending March 2017	3,552	↓
Quarter ending June 2017	3,404	↓
Quarter ending September 2017	3,332	↓
<b>Variance since September 2016</b>	<b>(13.1%)</b>	<b>↓</b>



### ACTIVITY

Cumulative percentage of contracted UDA delivered 2017 & 2018



Adjusted Scheduled Activity (UDA)

Month	2017	2018
April	751	414
May	1,664	975
June	2,853	1,706
July	3,953	2,409
August	4,864	3,184
September	5,623	3,781
October	6,175	
November	6,807	
December	7,387	
January	8,274	
February	9,145	
March	9,754	
April	10,015	
May	10,014	
June	10,015	

### QUALITY

	Quantity	Base Number	Contract	AT	Region	England
% of FP17s for the same patient ID Re-attending within 3 months - Children	23	706	3.3%	10.9%	11.6%	11.9%
% of FP17s for the same patient ID Re-attending within 3 months - Adults	195	1,755	11.1%	14.5%	15.2%	15.9%
% of FP17s for the same patient ID Re-attending between 3 & 9 months - Children	469	706	66.4%	59.2%	59.1%	58.1%
% of FP17s for the same patient ID Re-attending between 3 & 9 months - Adults	1,218	1,755	69.4%	48.7%	51.7%	50.6%
% of FP17s for Band 1 Urgent Courses	152	2,298	6.6%	9.2%	8.0%	9.1%
% of FP17s Relating to Free Repair or Replacements	10	2,298	0.4%	0.8%	0.8%	0.8%
% of FP17s Relating to Continuations	8	2,298	0.3%	1.1%	1.0%	1.1%
% of Patients satisfied with the dentistry they have received	4	5	N/A	91.6%	91.5%	91.4%
% of Patients satisfied with the time they had to wait for an appointment	4	5	N/A	86.8%	88.2%	87.7%

\* This is based on patients treated on this contract for their most recent course of treatment. Figures in italics indicate the base number of FP17s or Patient Questionnaire responses are less than 100. N/A is shown where the base number of responses is less than 10 during the period. % is calculated as Quantity/Base number\*100

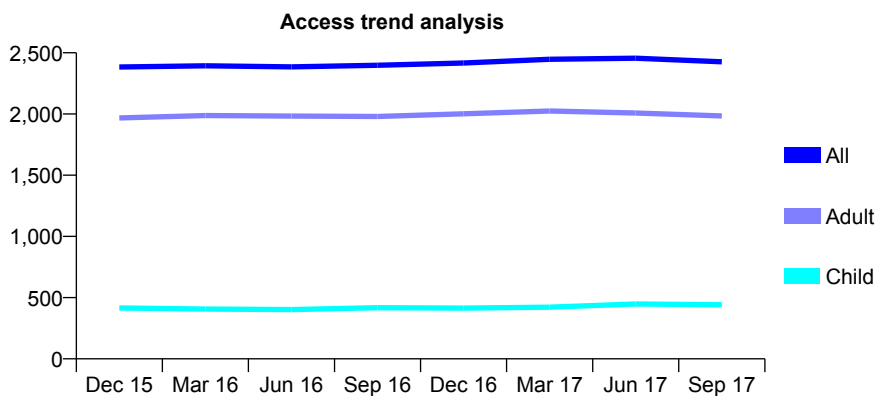
## Q56 - Vital Signs At a Glance Contract Report for 258083/0001 - September 2017

Name or company name	MR AA KHODADADIAN
Contract type name	GDS Contract
Purpose of contract	General
Contract start date	01/04/2006
Contract end date	

17/18 Contracted general activity (UDA)	7,400
Carry forward general activity (UDA)	0
17/18 Contracted orthodontic activity (UOA)	0
Carry forward orthodontic activity (UOA)	0
Baseline contract value	£185,293.50

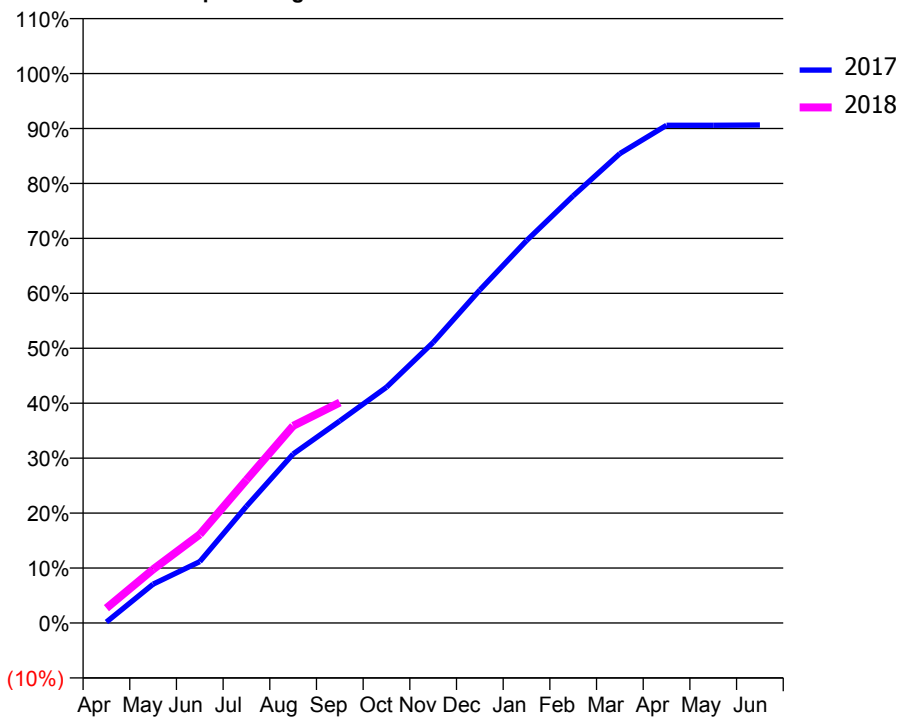
### ACCESS\*

Patients seen in 24 months	Total	Change since previous quarter
Quarter ending September 2016	2,398	
Quarter ending December 2016	2,417	→
Quarter ending March 2017	2,447	→
Quarter ending June 2017	2,456	→
Quarter ending September 2017	2,426	↓
<b>Variance since September 2016</b>	<b>1.2%</b>	<b>→</b>



### ACTIVITY

Cumulative percentage of contracted UDA delivered 2017 & 2018



Month	Adjusted Scheduled Activity (UDA)	
	2017	2018
April	13	200
May	523	723
June	827	1,193
July	1,571	1,928
August	2,277	2,655
September	2,721	2,970
October	3,175	
November	3,779	
December	4,485	
January	5,150	
February	5,752	
March	6,322	
April	6,702	
May	6,703	
June	6,707	

### QUALITY

	Quantity	Base Number	Contract	AT	Region	England
% of FP17s for the same patient ID Re-attending within 3 months - Children	11	285	3.9%	10.9%	11.6%	11.9%
% of FP17s for the same patient ID Re-attending within 3 months - Adults	154	1,333	11.6%	14.5%	15.2%	15.9%
% of FP17s for the same patient ID Re-attending between 3 & 9 months - Children	135	285	47.4%	59.2%	59.1%	58.1%
% of FP17s for the same patient ID Re-attending between 3 & 9 months - Adults	620	1,333	46.5%	48.7%	51.7%	50.6%
% of FP17s for Band 1 Urgent Courses	100	1,479	6.8%	9.2%	8.0%	9.1%
% of FP17s Relating to Free Repair or Replacements	12	1,479	0.8%	0.8%	0.8%	0.8%
% of FP17s Relating to Continuations	14	1,479	0.9%	1.1%	1.0%	1.1%
% of Patients satisfied with the dentistry they have received	6	6	N/A	91.6%	91.5%	91.4%
% of Patients satisfied with the time they had to wait for an appointment	6	6	N/A	86.8%	88.2%	87.7%

\* This is based on patients treated on this contract for their most recent course of treatment. Figures in italics indicate the base number of FP17s or Patient Questionnaire responses are less than 100. N/A is shown where the base number of responses is less than 10 during the period. % is calculated as Quantity/Base number\*100

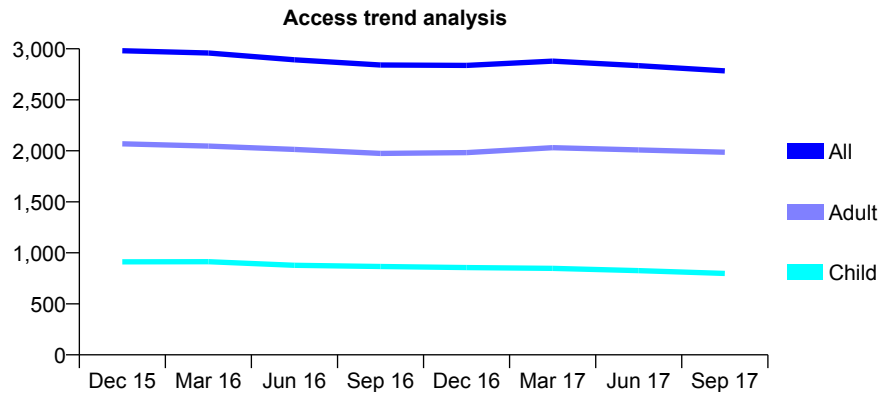
## Q56 - Vital Signs At a Glance Contract Report for 258229/0001 - September 2017

Name or company name	MR S KORDANY
Contract type name	GDS Contract
Purpose of contract	General
Contract start date	01/04/2006
Contract end date	

17/18 Contracted general activity (UDA)	8,000
Carry forward general activity (UDA)	0
17/18 Contracted orthodontic activity (UOA)	0
Carry forward orthodontic activity (UOA)	0
Baseline contract value	£195,249.02

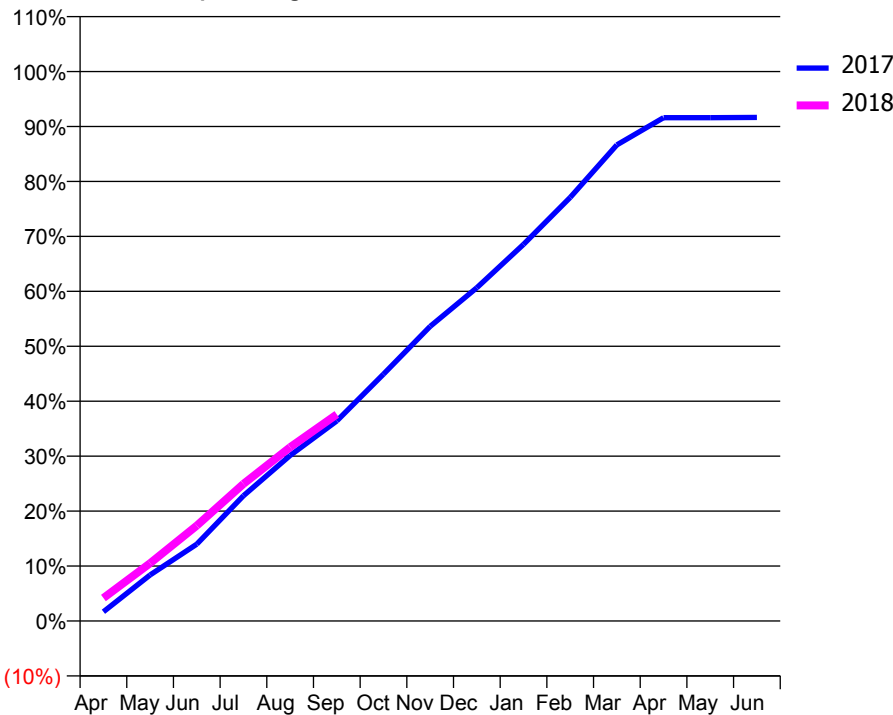
### ACCESS\*

Patients seen in 24 months	Total	Change since previous quarter
Quarter ending September 2016	2,841	
Quarter ending December 2016	2,837	→
Quarter ending March 2017	2,879	→
Quarter ending June 2017	2,834	↓
Quarter ending September 2017	2,784	↓
<b>Variance since September 2016</b>	<b>(2.0%)</b>	<b>↓</b>



### ACTIVITY

Cumulative percentage of contracted UDA delivered 2017 & 2018



Month	Adjusted Scheduled Activity (UDA)	
	2017	2018
April	135	336
May	670	842
June	1,119	1,388
July	1,824	1,997
August	2,410	2,531
September	2,912	3,008
October	3,594	
November	4,290	
December	4,853	
January	5,483	
February	6,166	
March	6,932	
April	7,329	
May	7,328	
June	7,331	

### QUALITY

	Quantity	Base Number	Contract	AT	Region	England
% of FP17s for the same patient ID Re-attending within 3 months - Children	21	602	3.5%	10.9%	11.6%	11.9%
% of FP17s for the same patient ID Re-attending within 3 months - Adults	133	1,447	9.2%	14.5%	15.2%	15.9%
% of FP17s for the same patient ID Re-attending between 3 & 9 months - Children	398	602	66.1%	59.2%	59.1%	58.1%
% of FP17s for the same patient ID Re-attending between 3 & 9 months - Adults	948	1,447	65.5%	48.7%	51.7%	50.6%
% of FP17s for Band 1 Urgent Courses	86	1,894	4.5%	9.2%	8.0%	9.1%
% of FP17s Relating to Free Repair or Replacements	16	1,894	0.8%	0.8%	0.8%	0.8%
% of FP17s Relating to Continuations	11	1,894	0.6%	1.1%	1.0%	1.1%
% of Patients satisfied with the dentistry they have received	4	4	N/A	91.6%	91.5%	91.4%
% of Patients satisfied with the time they had to wait for an appointment	4	4	N/A	86.8%	88.2%	87.7%

\* This is based on patients treated on this contract for their most recent course of treatment. Figures in italics indicate the base number of FP17s or Patient Questionnaire responses are less than 100. N/A is shown where the base number of responses is less than 10 during the period. % is calculated as Quantity/Base number\*100

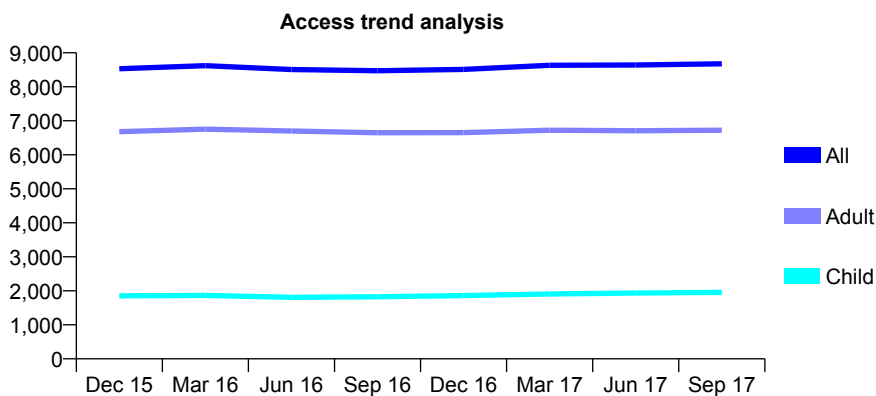
## Q56 - Vital Signs At a Glance Contract Report for 262080/0002 - September 2017

Name or company name	MR A KHANI
Contract type name	Pilot Contract
Purpose of contract	General
Contract start date	01/06/2006
Contract end date	

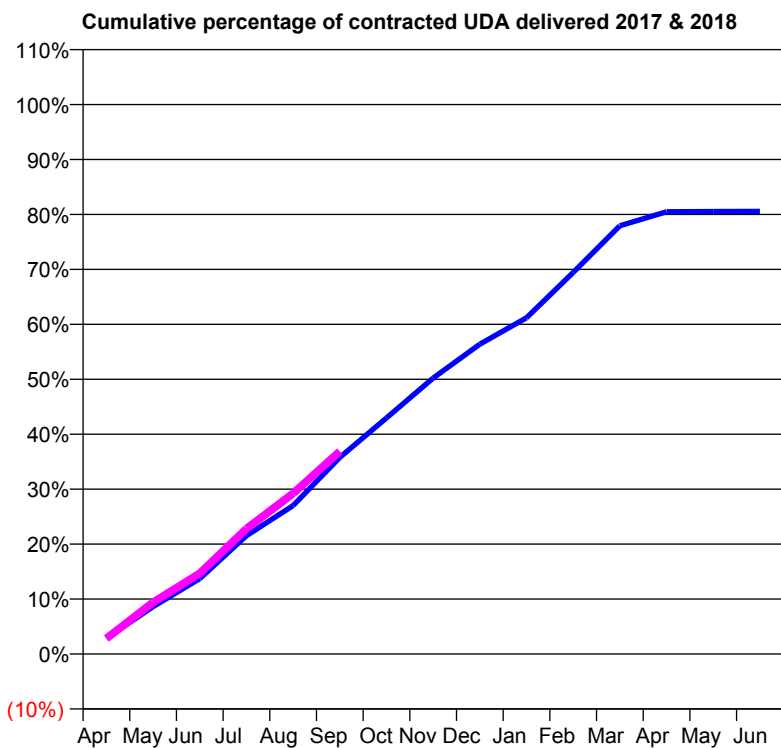
17/18 Contracted general activity (UDA)	27,000
Carry forward general activity (UDA)	0
17/18 Contracted orthodontic activity (UOA)	0
Carry forward orthodontic activity (UOA)	0
Baseline contract value	£650,993.73

### ACCESS\*

Patients seen in 24 months	Total	Change since previous quarter
Quarter ending September 2016	8,474	
Quarter ending December 2016	8,513	→
Quarter ending March 2017	8,633	→
Quarter ending June 2017	8,642	→
Quarter ending September 2017	8,675	→
<b>Variance since September 2016</b>	<b>2.4%</b>	<b>↑</b>



### ACTIVITY



Month	Adjusted Scheduled Activity (UDA)	
	2017	2018
April	772	764
May	2,330	2,542
June	3,704	3,964
July	5,812	6,157
August	7,295	7,891
September	9,661	9,959
October	11,603	
November	13,557	
December	15,221	
January	16,522	
February	18,749	
March	21,040	
April	21,731	
May	21,740	
June	21,749	

### QUALITY

	Quantity	Base Number	Contract	AT	Region	England
% of FP17s for the same patient ID Re-attending within 3 months - Children	68	1,318	5.2%	10.9%	11.6%	11.9%
% of FP17s for the same patient ID Re-attending within 3 months - Adults	481	4,064	11.8%	14.5%	15.2%	15.9%
% of FP17s for the same patient ID Re-attending between 3 & 9 months - Children	750	1,318	56.9%	59.2%	59.1%	58.1%
% of FP17s for the same patient ID Re-attending between 3 & 9 months - Adults	1,642	4,064	40.4%	48.7%	51.7%	50.6%
% of FP17s for Band 1 Urgent Courses	460	5,067	9.1%	9.2%	8.0%	9.1%
% of FP17s Relating to Free Repair or Replacements	5	5,067	0.1%	0.8%	0.8%	0.8%
% of FP17s Relating to Continuations	62	5,067	1.2%	1.1%	1.0%	1.1%
% of Patients satisfied with the dentistry they have received	13	20	65.0%	91.6%	91.5%	91.4%
% of Patients satisfied with the time they had to wait for an appointment	16	20	80.0%	86.8%	88.2%	87.7%

\* This is based on patients treated on this contract for their most recent course of treatment. Figures in italics indicate the base number of FP17s or Patient Questionnaire responses are less than 100. N/A is shown where the base number of responses is less than 10 during the period. % is calculated as Quantity/Base number\*100

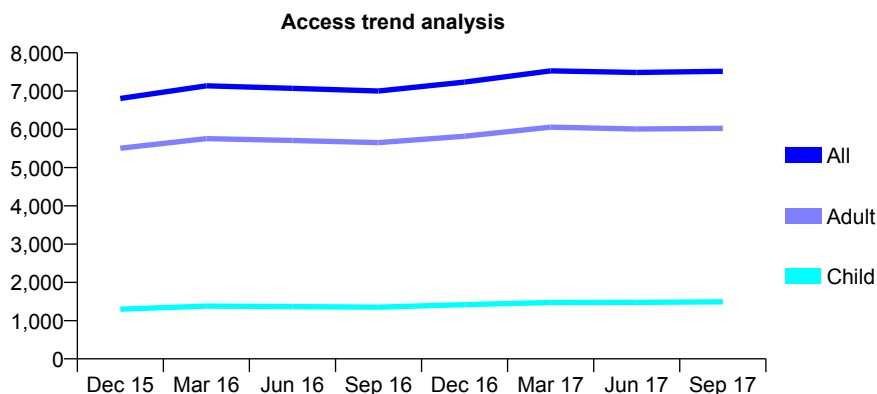
## Q56 - Vital Signs At a Glance Contract Report for 263370/0001 - September 2017

Name or company name	Dr Baker & Dr. Al-Ali
Contract type name	GDS Contract
Purpose of contract	General
Contract start date	23/11/2009
Contract end date	

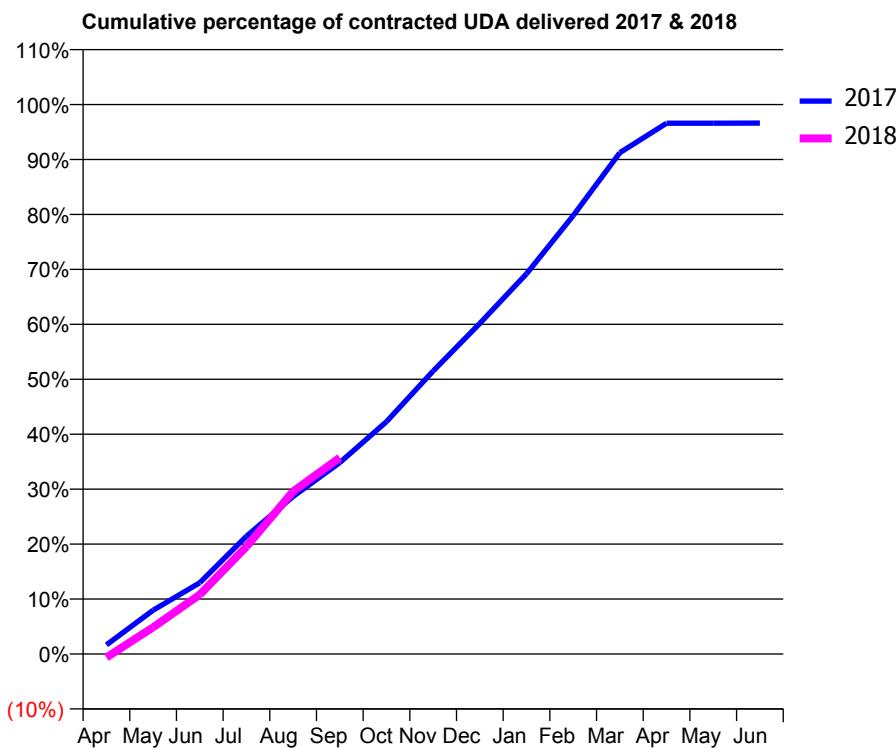
17/18 Contracted general activity (UDA)	22,763
Carry forward general activity (UDA)	771
17/18 Contracted orthodontic activity (UOA)	0
Carry forward orthodontic activity (UOA)	0
Baseline contract value	£519,628.13

### ACCESS\*

Patients seen in 24 months	Total	Change since previous quarter
Quarter ending September 2016	7,003	
Quarter ending December 2016	7,235	↑
Quarter ending March 2017	7,528	↑
Quarter ending June 2017	7,485	→
Quarter ending September 2017	7,517	→
<b>Variance since September 2016</b>	<b>7.3%</b>	<b>↑</b>



### ACTIVITY



Month	Adjusted Scheduled Activity (UDA)	
	2017	2018
April	378	-145
May	1,814	1,107
June	2,950	2,461
July	4,881	4,448
August	6,527	6,736
September	7,932	8,131
October	9,626	
November	11,723	
December	13,695	
January	15,753	
February	18,158	
March	20,765	
April	21,985	
May	21,990	
June	21,992	

### QUALITY

	Quantity	Base Number	Contract	AT	Region	England
% of FP17s for the same patient ID Re-attending within 3 months - Children	77	1,155	6.7%	10.9%	11.6%	11.9%
% of FP17s for the same patient ID Re-attending within 3 months - Adults	497	4,350	11.4%	14.5%	15.2%	15.9%
% of FP17s for the same patient ID Re-attending between 3 & 9 months - Children	759	1,155	65.7%	59.2%	59.1%	58.1%
% of FP17s for the same patient ID Re-attending between 3 & 9 months - Adults	2,885	4,350	66.3%	48.7%	51.7%	50.6%
% of FP17s for Band 1 Urgent Courses	272	5,050	5.4%	9.2%	8.0%	9.1%
% of FP17s Relating to Free Repair or Replacements	77	5,050	1.5%	0.8%	0.8%	0.8%
% of FP17s Relating to Continuations	32	5,050	0.6%	1.1%	1.0%	1.1%
% of Patients satisfied with the dentistry they have received	12	13	92.3%	91.6%	91.5%	91.4%
% of Patients satisfied with the time they had to wait for an appointment	12	13	92.3%	86.8%	88.2%	87.7%

\* This is based on patients treated on this contract for their most recent course of treatment. Figures in italics indicate the base number of FP17s or Patient Questionnaire responses are less than 100. N/A is shown where the base number of responses is less than 10 during the period. % is calculated as Quantity/Base number\*100

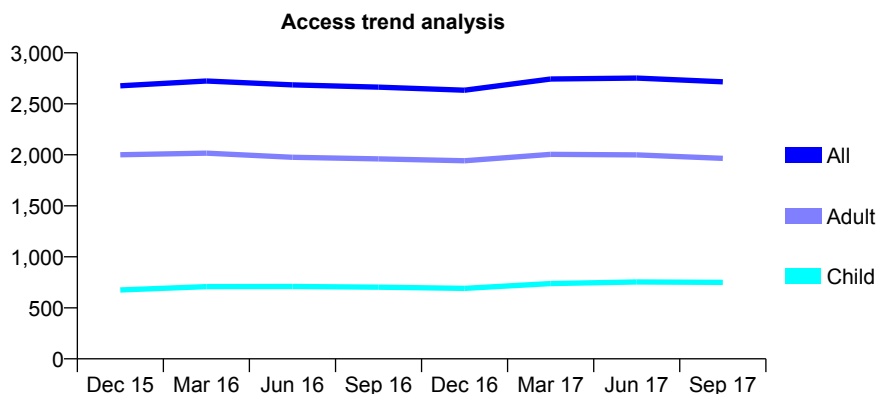
## Q56 - Vital Signs At a Glance Contract Report for 264113/0001 - September 2017

Name or company name	MISS O OMOREGIE
Contract type name	GDS Contract
Purpose of contract	General
Contract start date	20/12/2007
Contract end date	

17/18 Contracted general activity (UDA)	6,666
Carry forward general activity (UDA)	-64
17/18 Contracted orthodontic activity (UOA)	0
Carry forward orthodontic activity (UOA)	0
Baseline contract value	£179,800.61

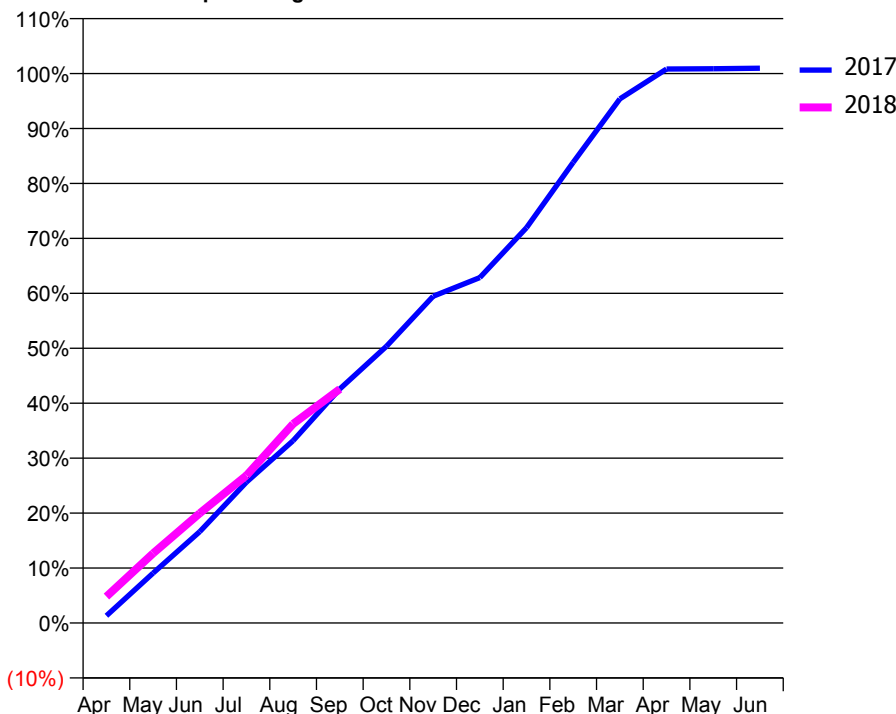
### ACCESS\*

Patients seen in 24 months	Total	Change since previous quarter
Quarter ending September 2016	2,663	
Quarter ending December 2016	2,633	↓
Quarter ending March 2017	2,743	↑
Quarter ending June 2017	2,752	→
Quarter ending September 2017	2,716	↓
<b>Variance since September 2016</b>	<b>2.0%</b>	<b>→</b>



### ACTIVITY

Cumulative percentage of contracted UDA delivered 2017 & 2018



Adjusted Scheduled Activity (UDA)

Month	2017	2018
April	88	321
May	606	845
June	1,109	1,332
July	1,710	1,790
August	2,212	2,415
September	2,839	2,838
October	3,357	
November	3,965	
December	4,191	
January	4,796	
February	5,587	
March	6,358	
April	6,721	
May	6,724	
June	6,730	

### QUALITY

	Quantity	Base Number	Contract	AT	Region	England
% of FP17s for the same patient ID Re-attending within 3 months - Children	32	500	6.4%	10.9%	11.6%	11.9%
% of FP17s for the same patient ID Re-attending within 3 months - Adults	211	1,347	15.7%	14.5%	15.2%	15.9%
% of FP17s for the same patient ID Re-attending between 3 & 9 months - Children	276	500	55.2%	59.2%	59.1%	58.1%
% of FP17s for the same patient ID Re-attending between 3 & 9 months - Adults	758	1,347	56.3%	48.7%	51.7%	50.6%
% of FP17s for Band 1 Urgent Courses	67	1,611	4.2%	9.2%	8.0%	9.1%
% of FP17s Relating to Free Repair or Replacements	15	1,611	0.9%	0.8%	0.8%	0.8%
% of FP17s Relating to Continuations	52	1,611	3.2%	1.1%	1.0%	1.1%
% of Patients satisfied with the dentistry they have received	1	1	N/A	91.6%	91.5%	91.4%
% of Patients satisfied with the time they had to wait for an appointment	1	1	N/A	86.8%	88.2%	87.7%

\* This is based on patients treated on this contract for their most recent course of treatment. Figures in italics indicate the base number of FP17s or Patient Questionnaire responses are less than 100. N/A is shown where the base number of responses is less than 10 during the period. % is calculated as Quantity/Base number\*100

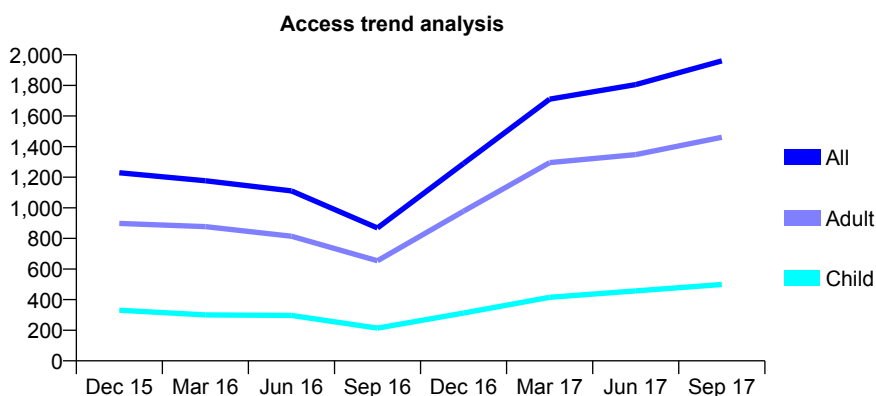
## Q56 - Vital Signs At a Glance Contract Report for 277932/0002 - September 2017

Name or company name	MR IO OSHIGA
Contract type name	GDS Contract
Purpose of contract	General
Contract start date	01/04/2012
Contract end date	

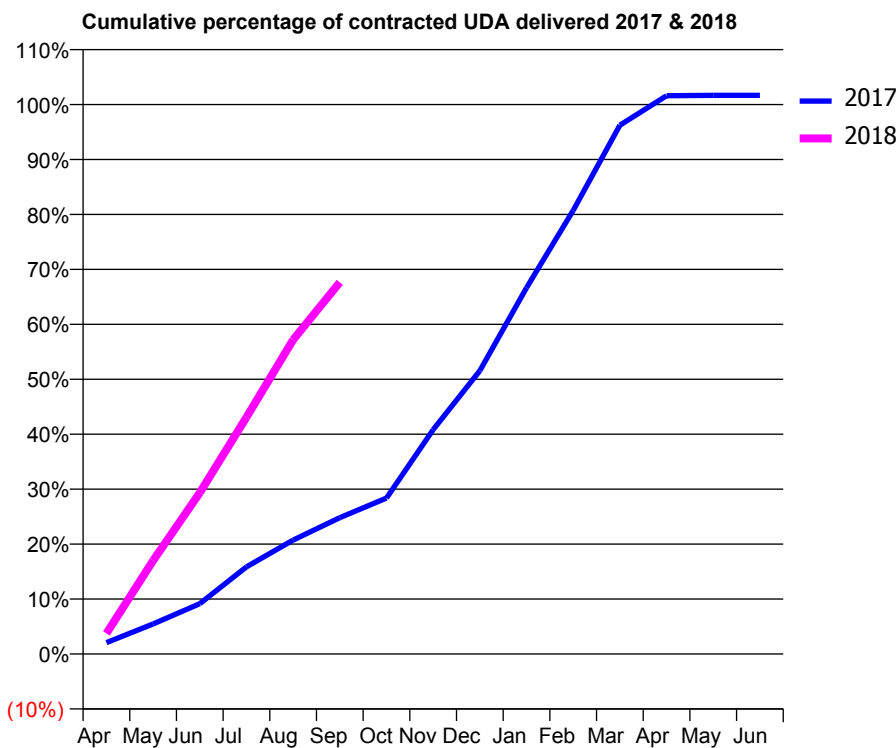
17/18 Contracted general activity (UDA)	4,320
Carry forward general activity (UDA)	-72
17/18 Contracted orthodontic activity (UOA)	0
Carry forward orthodontic activity (UOA)	0
Baseline contract value	£111,490.92

### ACCESS\*

Patients seen in 24 months	Total	Change since previous quarter
Quarter ending September 2016	868	
Quarter ending December 2016	1,290	↑
Quarter ending March 2017	1,710	↑
Quarter ending June 2017	1,805	↑
Quarter ending September 2017	1,960	↑
<b>Variance since September 2016</b>	<b>125.8%</b>	<b>↑</b>



### ACTIVITY



Month	Adjusted Scheduled Activity (UDA)	
	2017	2018
April	89	162
May	236	734
June	395	1,268
July	685	1,861
August	896	2,470
September	1,072	2,922
October	1,226	
November	1,764	
December	2,227	
January	2,879	
February	3,487	
March	4,157	
April	4,389	
May	4,392	
June	4,392	

### QUALITY

	Quantity	Base Number	Contract	AT	Region	England
% of FP17s for the same patient ID Re-attending within 3 months - Children	19	379	5.0%	10.9%	11.6%	11.9%
% of FP17s for the same patient ID Re-attending within 3 months - Adults	151	1,126	13.4%	14.5%	15.2%	15.9%
% of FP17s for the same patient ID Re-attending between 3 & 9 months - Children	178	379	47.0%	59.2%	59.1%	58.1%
% of FP17s for the same patient ID Re-attending between 3 & 9 months - Adults	520	1,126	46.2%	48.7%	51.7%	50.6%
% of FP17s for Band 1 Urgent Courses	95	1,408	6.7%	9.2%	8.0%	9.1%
% of FP17s Relating to Free Repair or Replacements	6	1,408	0.4%	0.8%	0.8%	0.8%
% of FP17s Relating to Continuations	22	1,408	1.6%	1.1%	1.0%	1.1%
% of Patients satisfied with the dentistry they have received	5	5	N/A	91.6%	91.5%	91.4%
% of Patients satisfied with the time they had to wait for an appointment	5	5	N/A	86.8%	88.2%	87.7%

\* This is based on patients treated on this contract for their most recent course of treatment. Figures in italics indicate the base number of FP17s or Patient Questionnaire responses are less than 100. N/A is shown where the base number of responses is less than 10 during the period. % is calculated as Quantity/Base number\*100

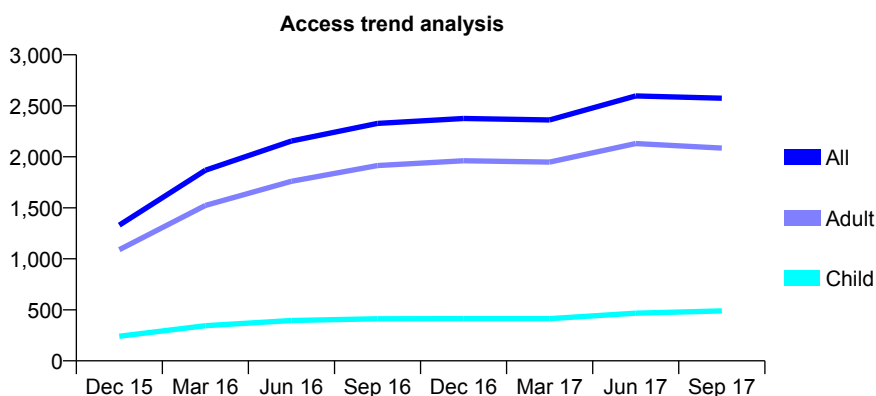
## Q56 - Vital Signs At a Glance Contract Report for 282782/0001 - September 2017

Name or company name	DR J SALEH
Contract type name	GDS Contract
Purpose of contract	General
Contract start date	23/07/2015
Contract end date	

17/18 Contracted general activity (UDA)	9,575
Carry forward general activity (UDA)	76
17/18 Contracted orthodontic activity (UOA)	0
Carry forward orthodontic activity (UOA)	0
Baseline contract value	£205,870.66

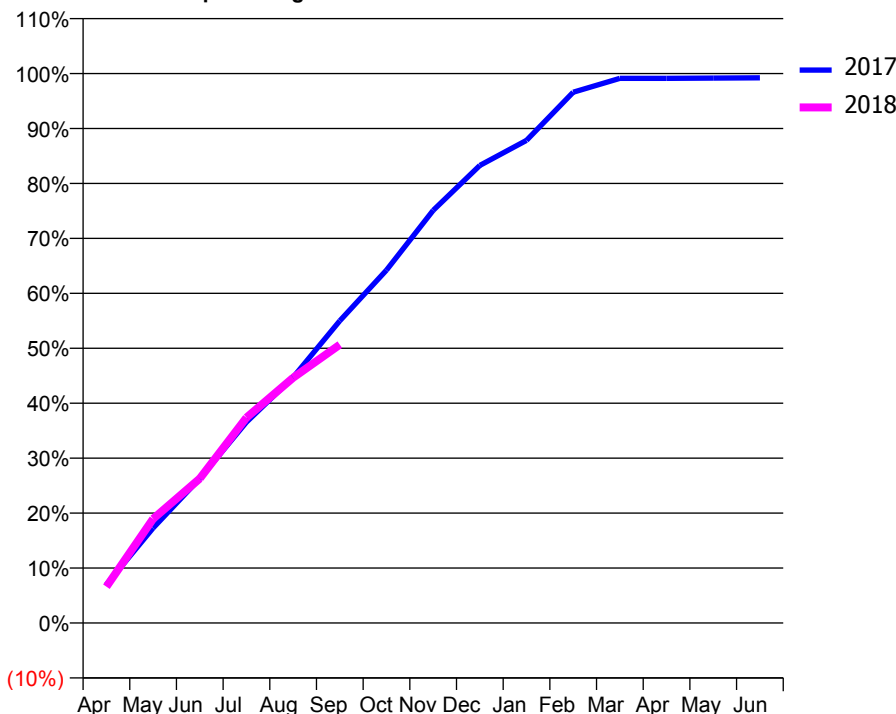
### ACCESS\*

Patients seen in 24 months	Total	Change since previous quarter
Quarter ending September 2016	2,328	
Quarter ending December 2016	2,376	↑
Quarter ending March 2017	2,362	→
Quarter ending June 2017	2,597	↑
Quarter ending September 2017	2,574	→
<b>Variance since September 2016</b>	<b>10.6%</b>	<b>↑</b>



### ACTIVITY

Cumulative percentage of contracted UDA delivered 2017 & 2018



Month	Adjusted Scheduled Activity (UDA)	
	2017	2018
April	670	633
May	1,655	1,816
June	2,518	2,518
July	3,500	3,580
August	4,281	4,275
September	5,267	4,851
October	6,150	
November	7,190	
December	7,972	
January	8,411	
February	9,249	
March	9,490	
April	9,490	
May	9,494	
June	9,499	

### QUALITY

	Quantity	Base Number	Contract	AT	Region	England
% of FP17s for the same patient ID Re-attending within 3 months - Children	18	343	5.2%	10.9%	11.6%	11.9%
% of FP17s for the same patient ID Re-attending within 3 months - Adults	117	1,410	8.3%	14.5%	15.2%	15.9%
% of FP17s for the same patient ID Re-attending between 3 & 9 months - Children	152	343	44.3%	59.2%	59.1%	58.1%
% of FP17s for the same patient ID Re-attending between 3 & 9 months - Adults	836	1,410	59.3%	48.7%	51.7%	50.6%
% of FP17s for Band 1 Urgent Courses	65	1,735	3.7%	9.2%	8.0%	9.1%
% of FP17s Relating to Free Repair or Replacements	13	1,735	0.7%	0.8%	0.8%	0.8%
% of FP17s Relating to Continuations	2	1,735	0.1%	1.1%	1.0%	1.1%
% of Patients satisfied with the dentistry they have received	18	18	100.0%	91.6%	91.5%	91.4%
% of Patients satisfied with the time they had to wait for an appointment	17	18	94.4%	86.8%	88.2%	87.7%

\* This is based on patients treated on this contract for their most recent course of treatment. Figures in italics indicate the base number of FP17s or Patient Questionnaire responses are less than 100. N/A is shown where the base number of responses is less than 10 during the period. % is calculated as Quantity/Base number\*100



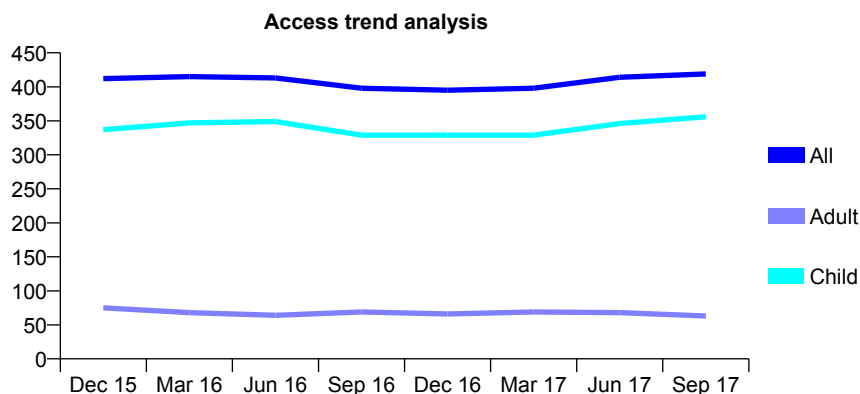
## Q56 - Vital Signs At a Glance Contract Report for 299022/0001 - September 2017

Name or company name	MR G KARATZOPOULOS
Contract type name	GDS Contract
Purpose of contract	General and Orthodontic
Contract start date	01/08/2012
Contract end date	

17/18 Contracted general activity (UDA)	551
Carry forward general activity (UDA)	0
17/18 Contracted orthodontic activity (UOA)	900
Carry forward orthodontic activity (UOA)	16
Baseline contract value	£71,571.06

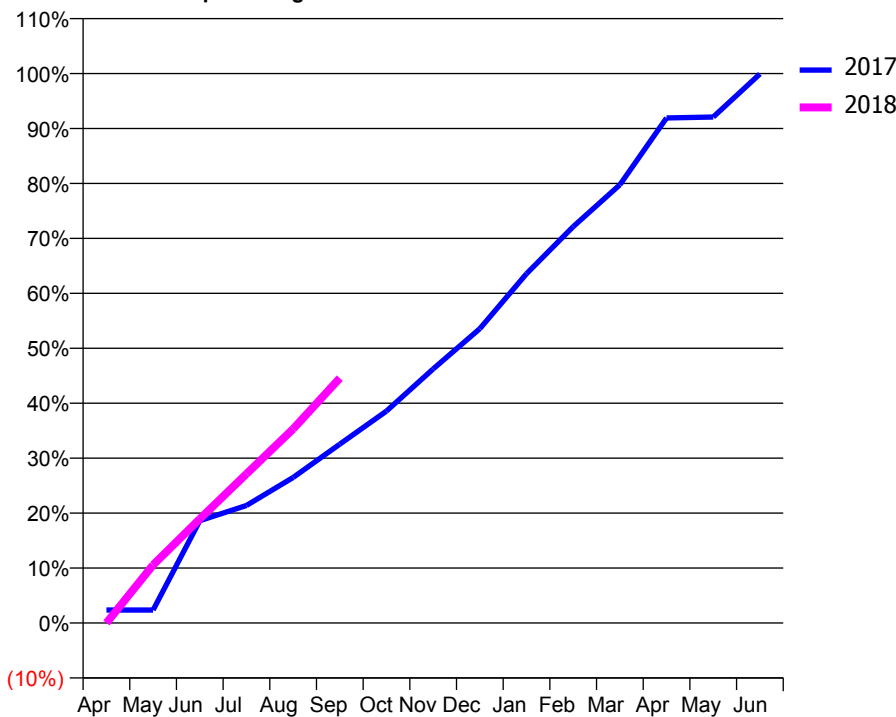
### ACCESS\*

Patients seen in 24 months	Total	Change since previous quarter
Quarter ending September 2016	398	
Quarter ending December 2016	395	→
Quarter ending March 2017	398	→
Quarter ending June 2017	414	↑
Quarter ending September 2017	419	→
<b>Variance since September 2016</b>	<b>5.3%</b>	<b>↑</b>



### ACTIVITY

Cumulative percentage of contracted UDA delivered 2017 & 2018



Adjusted Scheduled Activity (UDA)

Month	2017	2018
April	13	0
May	13	58
June	103	104
July	118	150
August	146	195
September	179	246
October	213	
November	255	
December	295	
January	350	
February	397	
March	439	
April	506	
May	507	
June	551	

### QUALITY

	Quantity	Base Number	Contract	AT	Region	England
% of FP17s for the same patient ID Re-attending within 3 months - Children	41	358	11.5%	10.9%	11.6%	11.9%
% of FP17s for the same patient ID Re-attending within 3 months - Adults	0	14	0.0%	14.5%	15.2%	15.9%
% of FP17s for the same patient ID Re-attending between 3 & 9 months - Children	139	358	38.8%	59.2%	59.1%	58.1%
% of FP17s for the same patient ID Re-attending between 3 & 9 months - Adults	8	14	57.1%	48.7%	51.7%	50.6%
% of FP17s for Band 1 Urgent Courses	3	199	1.5%	9.2%	8.0%	9.1%
% of FP17s Relating to Free Repair or Replacements	0	199	0.0%	0.8%	0.8%	0.8%
% of FP17s Relating to Continuations	0	199	0.0%	1.1%	1.0%	1.1%
% of Patients satisfied with the dentistry they have received	0	0	N/A	91.6%	91.5%	91.4%
% of Patients satisfied with the time they had to wait for an appointment	0	0	N/A	86.8%	88.2%	87.7%

\* This is based on patients treated on this contract for their most recent course of treatment. Figures in italics indicate the base number of FP17s or Patient Questionnaire responses are less than 100. N/A is shown where the base number of responses is less than 10 during the period. % is calculated as Quantity/Base number\*100

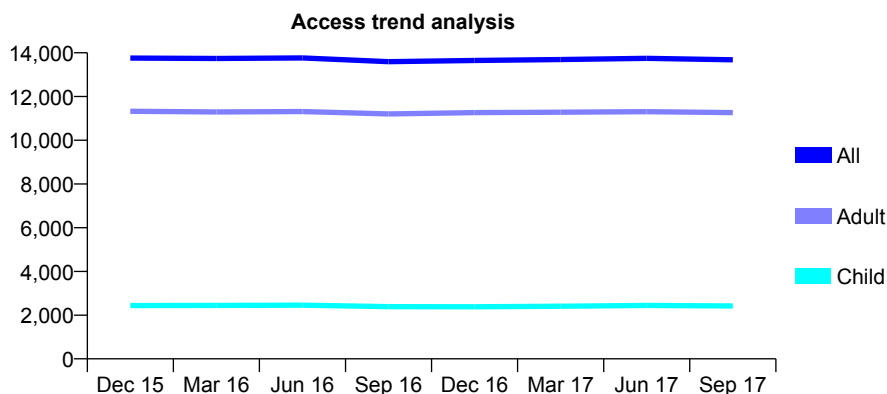
## Q56 - Vital Signs At a Glance Contract Report for 329185/0001 - September 2017

Name or company name	MR HS SKOYLES
Contract type name	GDS Contract
Purpose of contract	General and Orthodontic
Contract start date	01/04/2006
Contract end date	

17/18 Contracted general activity (UDA)	42,279
Carry forward general activity (UDA)	0
17/18 Contracted orthodontic activity (UOA)	1,200
Carry forward orthodontic activity (UOA)	0
Baseline contract value	£1,154,405.94

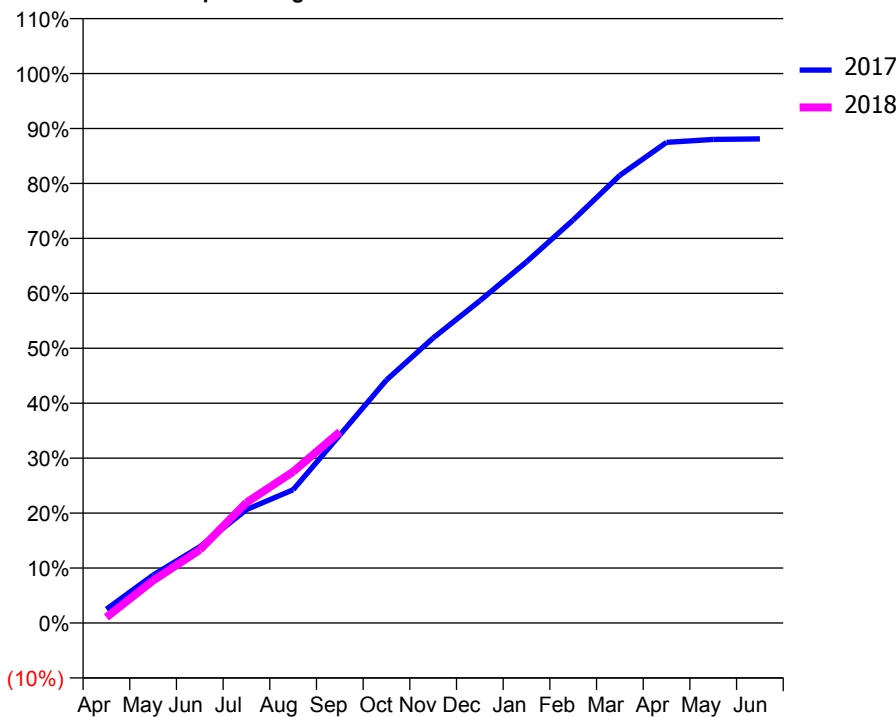
### ACCESS\*

Patients seen in 24 months	Total	Change since previous quarter
Quarter ending September 2016	13,595	
Quarter ending December 2016	13,647	→
Quarter ending March 2017	13,689	→
Quarter ending June 2017	13,749	→
Quarter ending September 2017	13,682	→
<b>Variance since September 2016</b>	<b>0.6%</b>	<b>→</b>



### ACTIVITY

Cumulative percentage of contracted UDA delivered 2017 & 2018



Adjusted Scheduled Activity (UDA)

Month	2017	2018
April	1,060	447
May	3,684	3,271
June	5,865	5,628
July	8,729	9,272
August	10,251	11,636
September	14,458	14,711
October	18,699	
November	21,935	
December	24,793	
January	27,788	
February	31,005	
March	34,450	
April	36,978	
May	37,208	
June	37,245	

### QUALITY

	Quantity	Base Number	Contract	AT	Region	England
% of FP17s for the same patient ID Re-attending within 3 months - Children	186	1,997	9.3%	10.9%	11.6%	11.9%
% of FP17s for the same patient ID Re-attending within 3 months - Adults	1,194	8,206	14.6%	14.5%	15.2%	15.9%
% of FP17s for the same patient ID Re-attending between 3 & 9 months - Children	1,232	1,997	61.7%	59.2%	59.1%	58.1%
% of FP17s for the same patient ID Re-attending between 3 & 9 months - Adults	4,734	8,206	57.7%	48.7%	51.7%	50.6%
% of FP17s for Band 1 Urgent Courses	572	8,344	6.9%	9.2%	8.0%	9.1%
% of FP17s Relating to Free Repair or Replacements	74	8,344	0.9%	0.8%	0.8%	0.8%
% of FP17s Relating to Continuations	99	8,344	1.2%	1.1%	1.0%	1.1%
% of Patients satisfied with the dentistry they have received	31	35	88.6%	91.6%	91.5%	91.4%
% of Patients satisfied with the time they had to wait for an appointment	33	35	94.3%	86.8%	88.2%	87.7%

\* This is based on patients treated on this contract for their most recent course of treatment. Figures in italics indicate the base number of FP17s or Patient Questionnaire responses are less than 100. N/A is shown where the base number of responses is less than 10 during the period. % is calculated as Quantity/Base number\*100

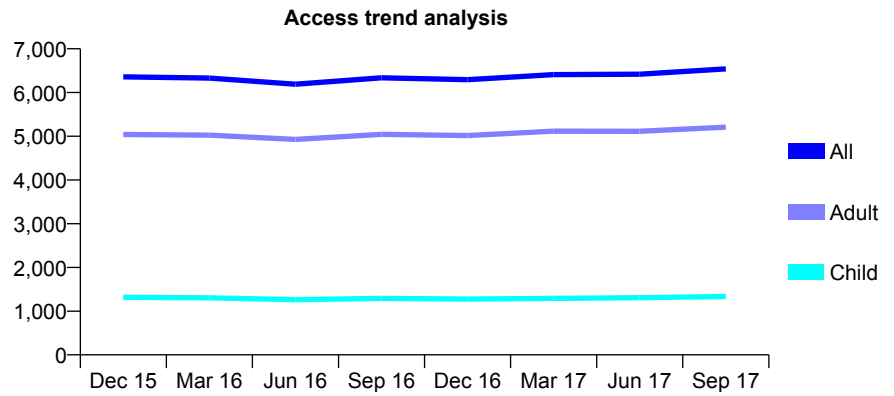
## Q56 - Vital Signs At a Glance Contract Report for 329541/0002 - September 2017

Name or company name	MR GN BAXTER
Contract type name	PDS Contract
Purpose of contract	General
Contract start date	16/12/2007
Contract end date	15/12/2017

17/18 Contracted general activity (UDA)	13,790
Carry forward general activity (UDA)	130
17/18 Contracted orthodontic activity (UOA)	0
Carry forward orthodontic activity (UOA)	0
Baseline contract value	£344,678.88

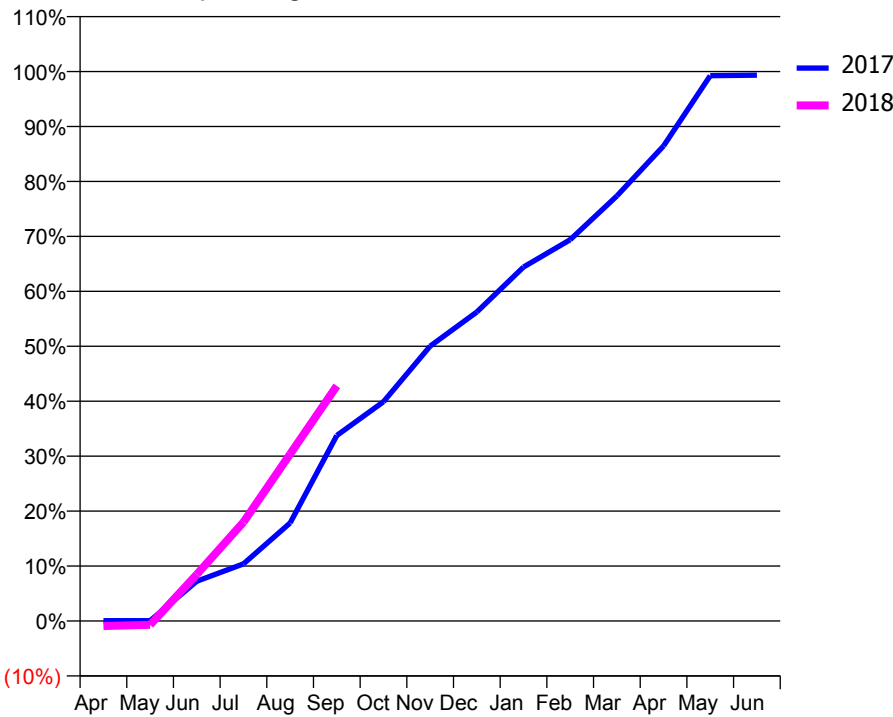
### ACCESS\*

Patients seen in 24 months	Total	Change since previous quarter
Quarter ending September 2016	6,336	
Quarter ending December 2016	6,293	→
Quarter ending March 2017	6,409	→
Quarter ending June 2017	6,419	→
Quarter ending September 2017	6,541	→
<b>Variance since September 2016</b>	<b>3.2%</b>	<b>↑</b>



### ACTIVITY

Cumulative percentage of contracted UDA delivered 2017 & 2018



Adjusted Scheduled Activity (UDA)		
Month	2017	2018
April	10	-130
May	10	-100
June	1,411	1,169
July	2,028	2,482
August	3,480	4,191
September	6,584	5,902
October	7,783	
November	9,759	
December	10,970	
January	12,567	
February	13,535	
March	15,086	
April	16,863	
May	19,357	
June	19,375	

### QUALITY

	Quantity	Base Number	Contract	AT	Region	England
% of FP17s for the same patient ID Re-attending within 3 months - Children	35	904	3.9%	10.9%	11.6%	11.9%
% of FP17s for the same patient ID Re-attending within 3 months - Adults	437	3,238	13.5%	14.5%	15.2%	15.9%
% of FP17s for the same patient ID Re-attending between 3 & 9 months - Children	376	904	41.6%	59.2%	59.1%	58.1%
% of FP17s for the same patient ID Re-attending between 3 & 9 months - Adults	1,309	3,238	40.4%	48.7%	51.7%	50.6%
% of FP17s for Band 1 Urgent Courses	545	2,464	22.1%	9.2%	8.0%	9.1%
% of FP17s Relating to Free Repair or Replacements	18	2,464	0.7%	0.8%	0.8%	0.8%
% of FP17s Relating to Continuations	0	2,464	0.0%	1.1%	1.0%	1.1%
% of Patients satisfied with the dentistry they have received	10	12	83.3%	91.6%	91.5%	91.4%
% of Patients satisfied with the time they had to wait for an appointment	9	12	75.0%	86.8%	88.2%	87.7%

\* This is based on patients treated on this contract for their most recent course of treatment. Figures in italics indicate the base number of FP17s or Patient Questionnaire responses are less than 100. N/A is shown where the base number of responses is less than 10 during the period. % is calculated as Quantity/Base number\*100

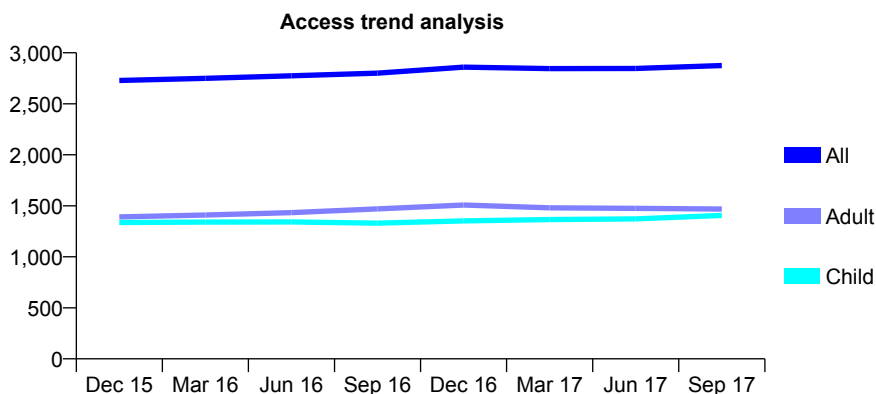
## Q56 - Vital Signs At a Glance Contract Report for 329630/0003 - September 2017

Name or company name	MR PJ BROWN
Contract type name	GDS Contract
Purpose of contract	General
Contract start date	01/01/2013
Contract end date	

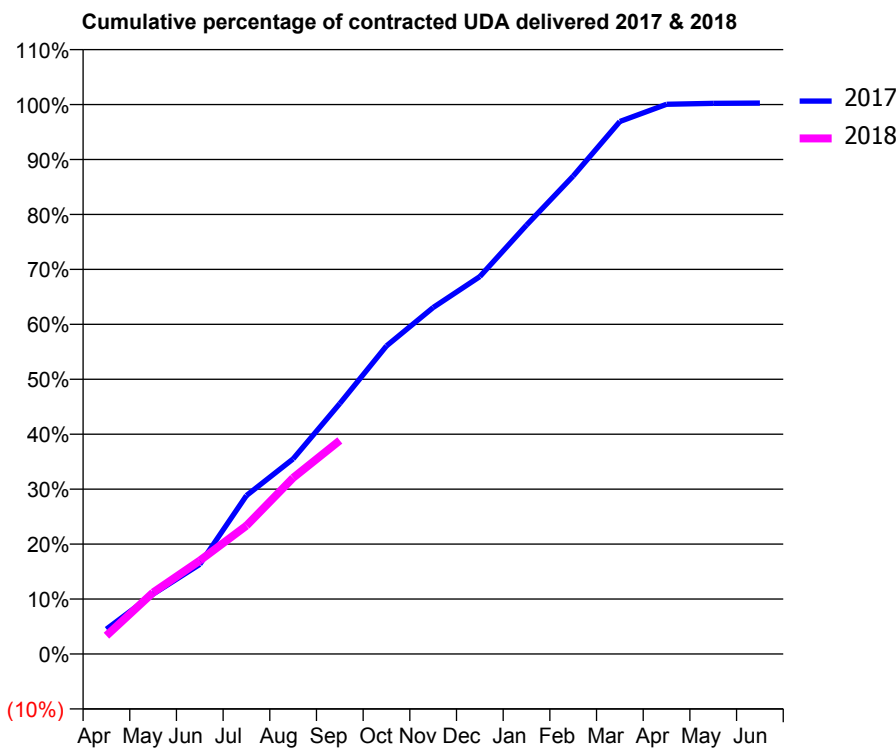
17/18 Contracted general activity (UDA)	7,768
Carry forward general activity (UDA)	-20
17/18 Contracted orthodontic activity (UOA)	0
Carry forward orthodontic activity (UOA)	0
Baseline contract value	£190,677.83

### ACCESS\*

Patients seen in 24 months	Total	Change since previous quarter
Quarter ending September 2016	2,800	
Quarter ending December 2016	2,860	↑
Quarter ending March 2017	2,845	→
Quarter ending June 2017	2,847	→
Quarter ending September 2017	2,875	→
<b>Variance since September 2016</b>	<b>2.7%</b>	<b>↑</b>



### ACTIVITY



Month	Adjusted Scheduled Activity (UDA)	
	2017	2018
April	351	259
May	848	870
June	1,267	1,320
July	2,240	1,814
August	2,759	2,491
September	3,541	3,019
October	4,355	
November	4,899	
December	5,335	
January	6,064	
February	6,756	
March	7,529	
April	7,771	
May	7,784	
June	7,788	

### QUALITY

	Quantity	Base Number	Contract	AT	Region	England
% of FP17s for the same patient ID Re-attending within 3 months - Children	91	1,017	8.9%	10.9%	11.6%	11.9%
% of FP17s for the same patient ID Re-attending within 3 months - Adults	157	770	20.4%	14.5%	15.2%	15.9%
% of FP17s for the same patient ID Re-attending between 3 & 9 months - Children	573	1,017	56.3%	59.2%	59.1%	58.1%
% of FP17s for the same patient ID Re-attending between 3 & 9 months - Adults	363	770	47.1%	48.7%	51.7%	50.6%
% of FP17s for Band 1 Urgent Courses	81	1,636	5.0%	9.2%	8.0%	9.1%
% of FP17s Relating to Free Repair or Replacements	31	1,636	1.9%	0.8%	0.8%	0.8%
% of FP17s Relating to Continuations	24	1,636	1.5%	1.1%	1.0%	1.1%
% of Patients satisfied with the dentistry they have received	3	3	N/A	91.6%	91.5%	91.4%
% of Patients satisfied with the time they had to wait for an appointment	3	3	N/A	86.8%	88.2%	87.7%

\* This is based on patients treated on this contract for their most recent course of treatment. Figures in italics indicate the base number of FP17s or Patient Questionnaire responses are less than 100. N/A is shown where the base number of responses is less than 10 during the period. % is calculated as Quantity/Base number\*100

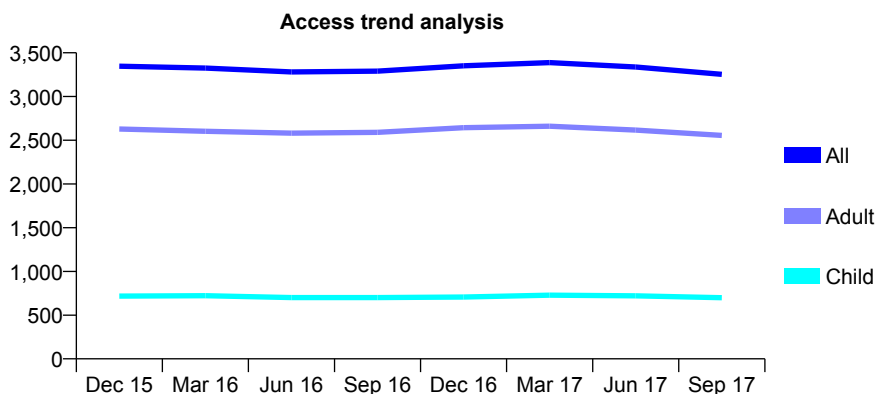
## Q56 - Vital Signs At a Glance Contract Report for 337315/0001 - September 2017

Name or company name	MR DN ABDAAH
Contract type name	GDS Contract
Purpose of contract	General
Contract start date	01/04/2006
Contract end date	

17/18 Contracted general activity (UDA)	8,749
Carry forward general activity (UDA)	-175
17/18 Contracted orthodontic activity (UOA)	0
Carry forward orthodontic activity (UOA)	0
Baseline contract value	£251,584.86

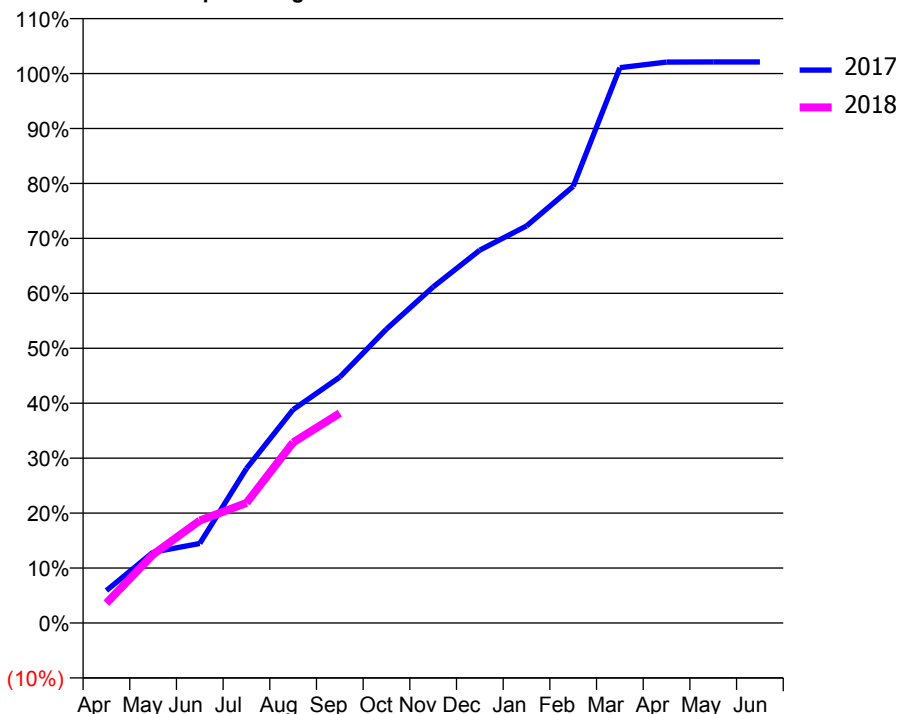
### ACCESS\*

Patients seen in 24 months	Total	Change since previous quarter
Quarter ending September 2016	3,290	
Quarter ending December 2016	3,351	→
Quarter ending March 2017	3,388	→
Quarter ending June 2017	3,337	↓
Quarter ending September 2017	3,254	↓
<b>Variance since September 2016</b>	<b>(1.1%)</b>	<b>↓</b>



### ACTIVITY

Cumulative percentage of contracted UDA delivered 2017 & 2018



Adjusted Scheduled Activity (UDA)

Month	2017	2018
April	517	318
May	1,127	1,092
June	1,266	1,632
July	2,460	1,912
August	3,398	2,875
September	3,916	3,341
October	4,681	
November	5,351	
December	5,937	
January	6,323	
February	6,952	
March	8,842	
April	8,930	
May	8,933	
June	8,933	

### QUALITY

	Quantity	Base Number	Contract	AT	Region	England
% of FP17s for the same patient ID Re-attending within 3 months - Children	23	406	5.7%	10.9%	11.6%	11.9%
% of FP17s for the same patient ID Re-attending within 3 months - Adults	205	1,553	13.2%	14.5%	15.2%	15.9%
% of FP17s for the same patient ID Re-attending between 3 & 9 months - Children	252	406	62.1%	59.2%	59.1%	58.1%
% of FP17s for the same patient ID Re-attending between 3 & 9 months - Adults	962	1,553	61.9%	48.7%	51.7%	50.6%
% of FP17s for Band 1 Urgent Courses	14	1,910	0.7%	9.2%	8.0%	9.1%
% of FP17s Relating to Free Repair or Replacements	30	1,910	1.6%	0.8%	0.8%	0.8%
% of FP17s Relating to Continuations	17	1,910	0.9%	1.1%	1.0%	1.1%
% of Patients satisfied with the dentistry they have received	7	7	N/A	91.6%	91.5%	91.4%
% of Patients satisfied with the time they had to wait for an appointment	6	7	N/A	86.8%	88.2%	87.7%

\* This is based on patients treated on this contract for their most recent course of treatment. Figures in italics indicate the base number of FP17s or Patient Questionnaire responses are less than 100. N/A is shown where the base number of responses is less than 10 during the period. % is calculated as Quantity/Base number\*100

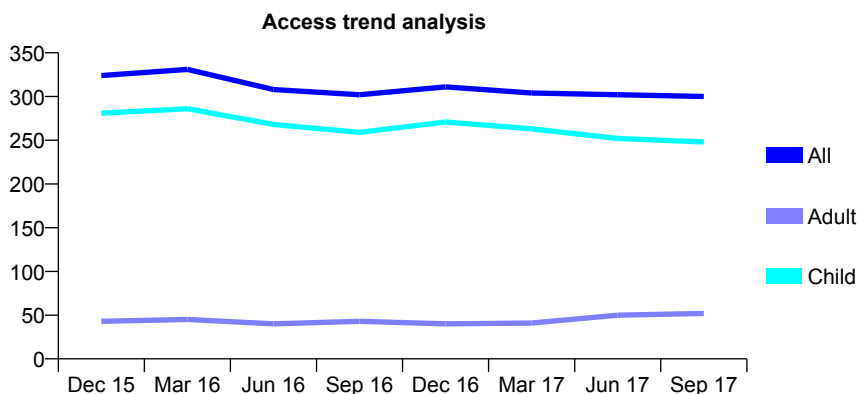
## Q56 - Vital Signs At a Glance Contract Report for 344524/0001 - September 2017

Name or company name	MR RL PILCHER
Contract type name	GDS Contract
Purpose of contract	General
Contract start date	01/04/2006
Contract end date	

17/18 Contracted general activity (UDA)	650
Carry forward general activity (UDA)	0
17/18 Contracted orthodontic activity (UOA)	0
Carry forward orthodontic activity (UOA)	0
Baseline contract value	£13,975.44

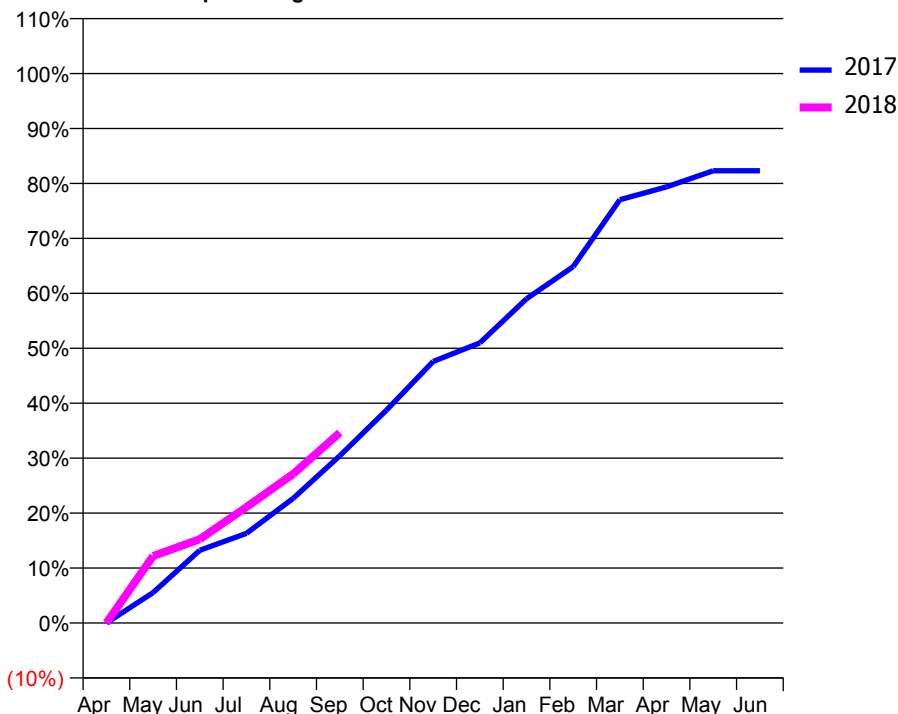
### ACCESS\*

Patients seen in 24 months	Total	Change since previous quarter
Quarter ending September 2016	302	
Quarter ending December 2016	311	↑
Quarter ending March 2017	304	↓
Quarter ending June 2017	302	→
Quarter ending September 2017	300	→
<b>Variance since September 2016</b>	<b>(0.7%)</b>	<b>→</b>



### ACTIVITY

Cumulative percentage of contracted UDA delivered 2017 & 2018



Month	Adjusted Scheduled Activity (UDA)	
	2017	2018
April	0	0
May	36	79
June	86	99
July	106	137
August	147	176
September	198	225
October	252	
November	309	
December	331	
January	384	
February	422	
March	501	
April	516	
May	535	
June	535	

### QUALITY

	Quantity	Base Number	Contract	AT	Region	England
% of FP17s for the same patient ID Re-attending within 3 months - Children	8	201	4.0%	10.9%	11.6%	11.9%
% of FP17s for the same patient ID Re-attending within 3 months - Adults	2	15	13.3%	14.5%	15.2%	15.9%
% of FP17s for the same patient ID Re-attending between 3 & 9 months - Children	148	201	73.6%	59.2%	59.1%	58.1%
% of FP17s for the same patient ID Re-attending between 3 & 9 months - Adults	8	15	53.3%	48.7%	51.7%	50.6%
% of FP17s for Band 1 Urgent Courses	1	190	0.5%	9.2%	8.0%	9.1%
% of FP17s Relating to Free Repair or Replacements	0	190	0.0%	0.8%	0.8%	0.8%
% of FP17s Relating to Continuations	0	190	0.0%	1.1%	1.0%	1.1%
% of Patients satisfied with the dentistry they have received	1	1	N/A	91.6%	91.5%	91.4%
% of Patients satisfied with the time they had to wait for an appointment	1	1	N/A	86.8%	88.2%	87.7%

\* This is based on patients treated on this contract for their most recent course of treatment. Figures in italics indicate the base number of FP17s or Patient Questionnaire responses are less than 100. N/A is shown where the base number of responses is less than 10 during the period. % is calculated as Quantity/Base number\*100

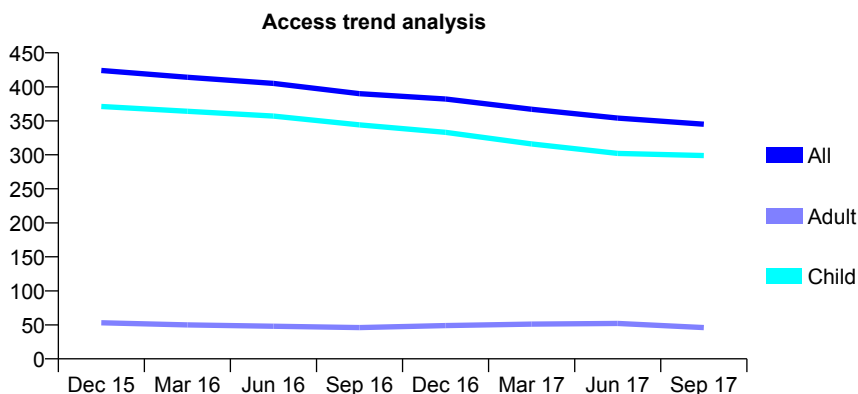
## Q56 - Vital Signs At a Glance Contract Report for 344958/0001 - September 2017

Name or company name	MS X RUI
Contract type name	GDS Contract
Purpose of contract	General
Contract start date	01/04/2006
Contract end date	

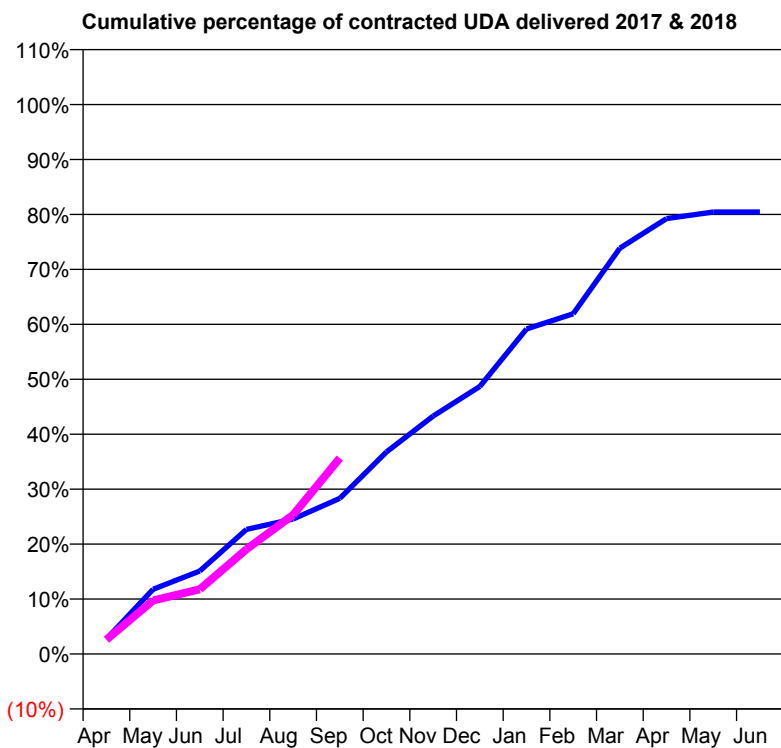
17/18 Contracted general activity (UDA)	688
Carry forward general activity (UDA)	0
17/18 Contracted orthodontic activity (UOA)	0
Carry forward orthodontic activity (UOA)	0
Baseline contract value	£16,239.30

### ACCESS\*

Patients seen in 24 months	Total	Change since previous quarter
Quarter ending September 2016	390	
Quarter ending December 2016	382	↓
Quarter ending March 2017	367	↓
Quarter ending June 2017	354	↓
Quarter ending September 2017	345	↓
<b>Variance since September 2016</b>	<b>(11.5%)</b>	<b>↓</b>



### ACTIVITY



Adjusted Scheduled Activity (UDA)		
Month	2017	2018
April	19	18
May	81	67
June	104	81
July	156	131
August	169	174
September	195	245
October	253	
November	298	
December	335	
January	407	
February	426	
March	508	
April	545	
May	553	
June	553	

### QUALITY

	Quantity	Base Number	Contract	AT	Region	England
% of FP17s for the same patient ID Re-attending within 3 months - Children	8	243	3.3%	10.9%	11.6%	11.9%
% of FP17s for the same patient ID Re-attending within 3 months - Adults	0	10	0.0%	14.5%	15.2%	15.9%
% of FP17s for the same patient ID Re-attending between 3 & 9 months - Children	148	243	60.9%	59.2%	59.1%	58.1%
% of FP17s for the same patient ID Re-attending between 3 & 9 months - Adults	7	10	70.0%	48.7%	51.7%	50.6%
% of FP17s for Band 1 Urgent Courses	2	215	0.9%	9.2%	8.0%	9.1%
% of FP17s Relating to Free Repair or Replacements	0	215	0.0%	0.8%	0.8%	0.8%
% of FP17s Relating to Continuations	0	215	0.0%	1.1%	1.0%	1.1%
% of Patients satisfied with the dentistry they have received	0	0	N/A	91.6%	91.5%	91.4%
% of Patients satisfied with the time they had to wait for an appointment	0	0	N/A	86.8%	88.2%	87.7%

\* This is based on patients treated on this contract for their most recent course of treatment. Figures in italics indicate the base number of FP17s or Patient Questionnaire responses are less than 100. N/A is shown where the base number of responses is less than 10 during the period. % is calculated as Quantity/Base number\*100

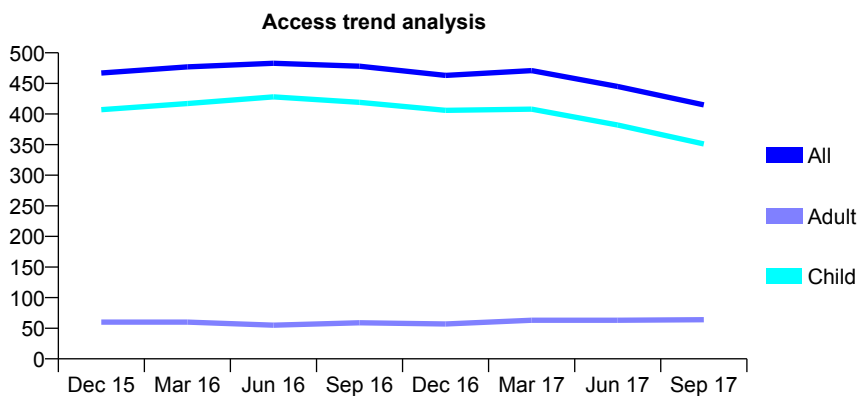
## Q56 - Vital Signs At a Glance Contract Report for 565393/0001 - September 2017

Name or company name	MR S MILANOVIC
Contract type name	GDS Contract
Purpose of contract	General
Contract start date	01/04/2006
Contract end date	31/07/2017

17/18 Contracted general activity (UDA)	370
Carry forward general activity (UDA)	0
17/18 Contracted orthodontic activity (UOA)	0
Carry forward orthodontic activity (UOA)	0
Baseline contract value	£7,618.77

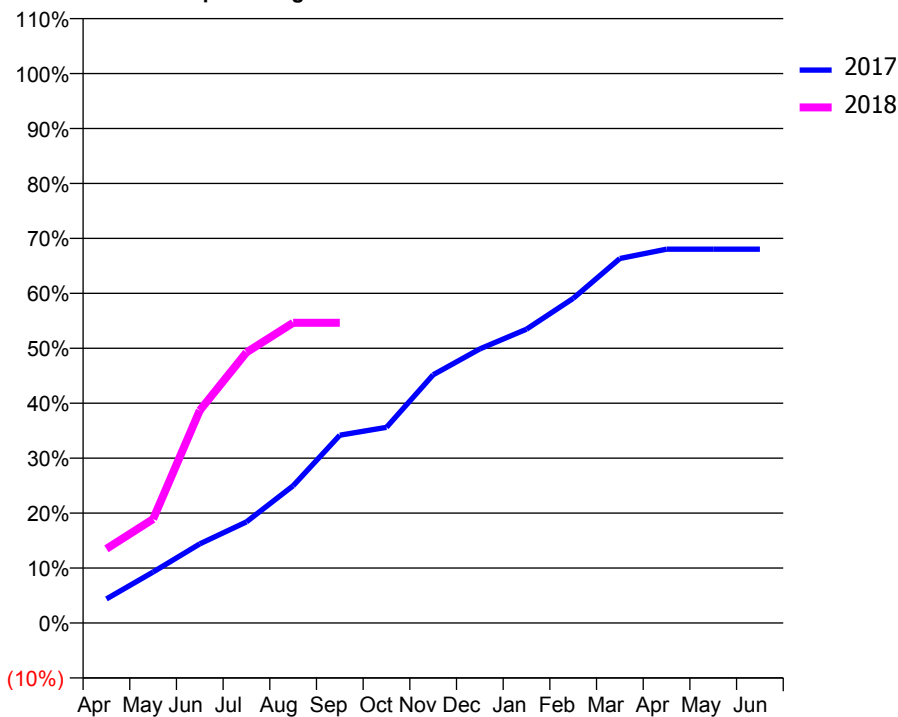
### ACCESS\*

Patients seen in 24 months	Total	Change since previous quarter
Quarter ending September 2016	478	
Quarter ending December 2016	463	↓
Quarter ending March 2017	471	→
Quarter ending June 2017	445	↓
Quarter ending September 2017	415	↓
<b>Variance since September 2016</b>	<b>(13.2%)</b>	<b>↓</b>



### ACTIVITY

Cumulative percentage of contracted UDA delivered 2017 & 2018



Month	Adjusted Scheduled Activity (UDA)	
	2017	2018
April	49	50
May	103	70
June	160	143
July	204	182
August	277	202
September	379	202
October	395	
November	501	
December	554	
January	594	
February	656	
March	736	
April	755	
May	755	
June	755	

### QUALITY

	Quantity	Base Number	Contract	AT	Region	England
% of FP17s for the same patient ID Re-attending within 3 months - Children	3	173	1.7%	10.9%	11.6%	11.9%
% of FP17s for the same patient ID Re-attending within 3 months - Adults	1	18	5.6%	14.5%	15.2%	15.9%
% of FP17s for the same patient ID Re-attending between 3 & 9 months - Children	118	173	68.2%	59.2%	59.1%	58.1%
% of FP17s for the same patient ID Re-attending between 3 & 9 months - Adults	9	18	50.0%	48.7%	51.7%	50.6%
% of FP17s for Band 1 Urgent Courses	1	174	0.6%	9.2%	8.0%	9.1%
% of FP17s Relating to Free Repair or Replacements	0	174	0.0%	0.8%	0.8%	0.8%
% of FP17s Relating to Continuations	0	174	0.0%	1.1%	1.0%	1.1%
% of Patients satisfied with the dentistry they have received	0	0	N/A	91.6%	91.5%	91.4%
% of Patients satisfied with the time they had to wait for an appointment	0	0	N/A	86.8%	88.2%	87.7%

\* This is based on patients treated on this contract for their most recent course of treatment. Figures in italics indicate the base number of FP17s or Patient Questionnaire responses are less than 100. N/A is shown where the base number of responses is less than 10 during the period. % is calculated as Quantity/Base number\*100



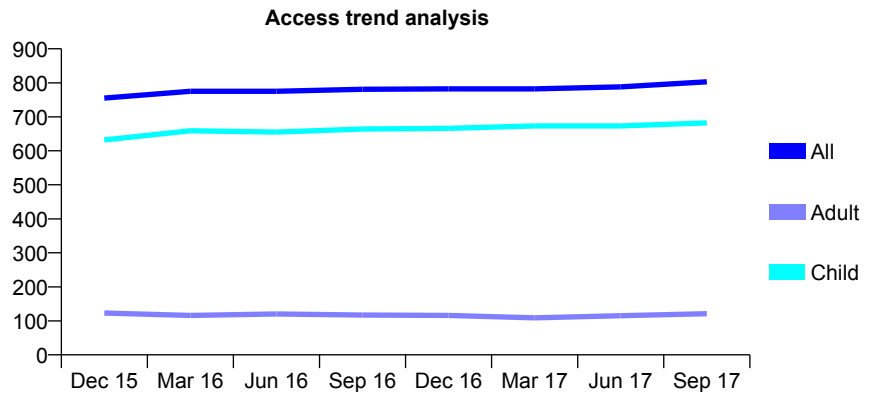
## Q56 - Vital Signs At a Glance Contract Report for 567493/0001 - September 2017

Name or company name	MR WJ POULTER
Contract type name	GDS Contract
Purpose of contract	General
Contract start date	01/04/2006
Contract end date	

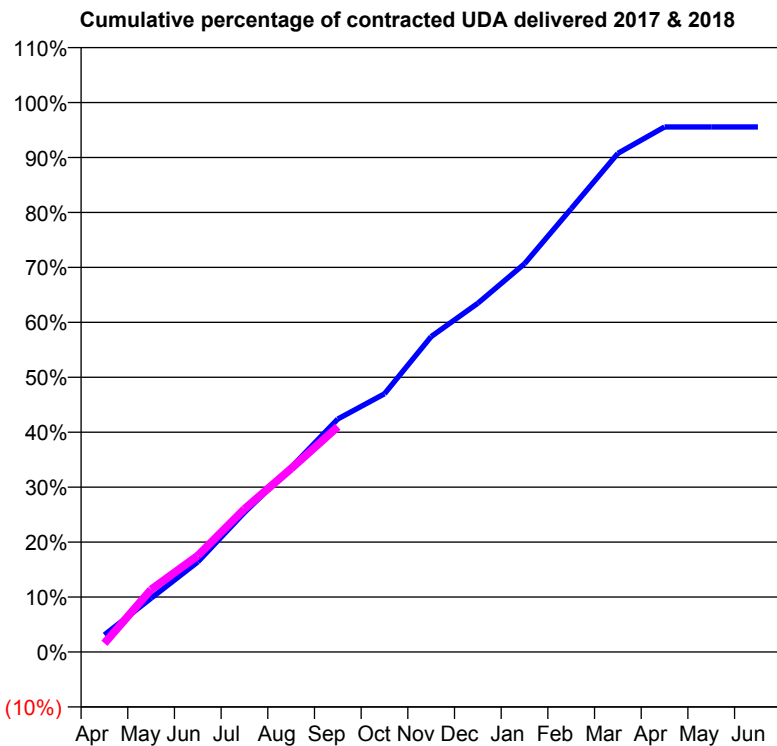
17/18 Contracted general activity (UDA)	2,077
Carry forward general activity (UDA)	0
17/18 Contracted orthodontic activity (UOA)	0
Carry forward orthodontic activity (UOA)	0
Baseline contract value	£41,383.73

### ACCESS\*

Patients seen in 24 months	Total	Change since previous quarter
Quarter ending September 2016	781	
Quarter ending December 2016	782	→
Quarter ending March 2017	782	→
Quarter ending June 2017	788	→
Quarter ending September 2017	803	→
<b>Variance since September 2016</b>	<b>2.8%</b>	<b>↑</b>



### ACTIVITY



Month	Adjusted Scheduled Activity (UDA)	
	2017	2018
April	65	33
May	203	236
June	341	364
July	528	540
August	698	693
September	881	851
October	976	
November	1,192	
December	1,318	
January	1,467	
February	1,676	
March	1,885	
April	1,985	
May	1,985	
June	1,985	

### QUALITY

	Quantity	Base Number	Contract	AT	Region	England
% of FP17s for the same patient ID Re-attending within 3 months - Children	89	660	13.5%	10.9%	11.6%	11.9%
% of FP17s for the same patient ID Re-attending within 3 months - Adults	1	39	2.6%	14.5%	15.2%	15.9%
% of FP17s for the same patient ID Re-attending between 3 & 9 months - Children	451	660	68.3%	59.2%	59.1%	58.1%
% of FP17s for the same patient ID Re-attending between 3 & 9 months - Adults	30	39	76.9%	48.7%	51.7%	50.6%
% of FP17s for Band 1 Urgent Courses	2	643	0.3%	9.2%	8.0%	9.1%
% of FP17s Relating to Free Repair or Replacements	0	643	0.0%	0.8%	0.8%	0.8%
% of FP17s Relating to Continuations	0	643	0.0%	1.1%	1.0%	1.1%
% of Patients satisfied with the dentistry they have received	6	6	N/A	91.6%	91.5%	91.4%
% of Patients satisfied with the time they had to wait for an appointment	5	6	N/A	86.8%	88.2%	87.7%

\* This is based on patients treated on this contract for their most recent course of treatment. Figures in italics indicate the base number of FP17s or Patient Questionnaire responses are less than 100. N/A is shown where the base number of responses is less than 10 during the period. % is calculated as Quantity/Base number\*100

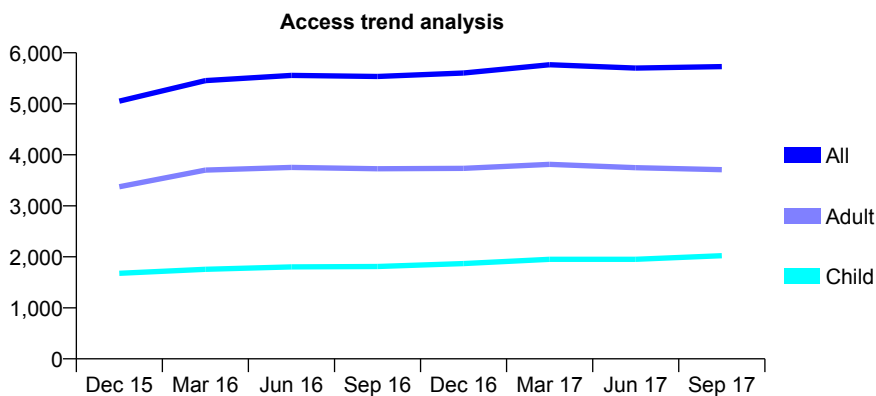
## Q56 - Vital Signs At a Glance Contract Report for 568376/0001 - September 2017

Name or company name	MR N LAWRENCE
Contract type name	GDS Contract
Purpose of contract	General
Contract start date	01/04/2006
Contract end date	

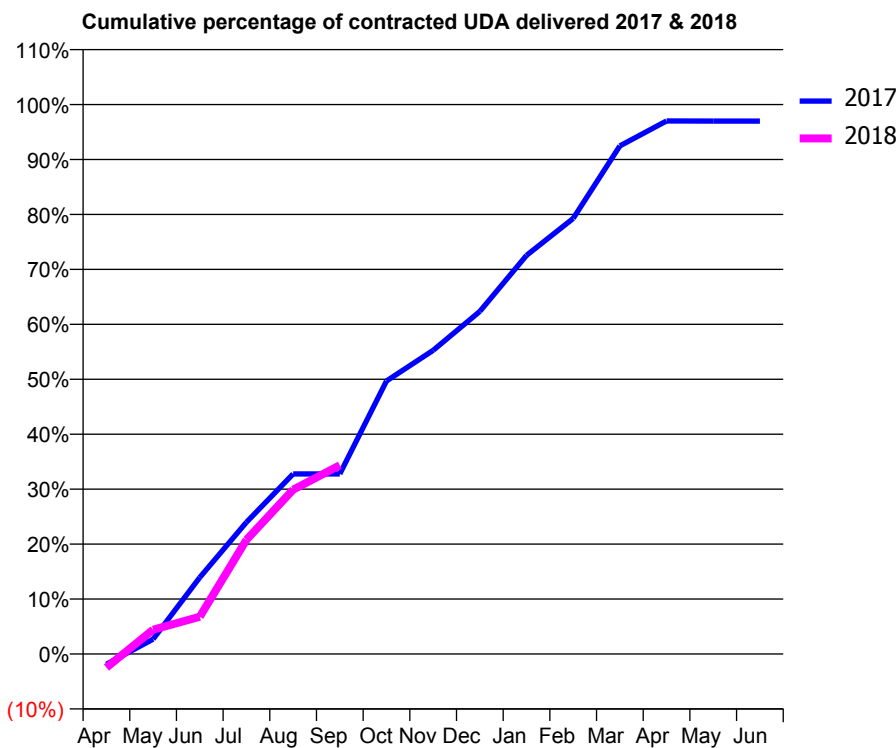
17/18 Contracted general activity (UDA)	16,273
Carry forward general activity (UDA)	491
17/18 Contracted orthodontic activity (UOA)	0
Carry forward orthodontic activity (UOA)	0
Baseline contract value	£379,395.92

### ACCESS\*

Patients seen in 24 months	Total	Change since previous quarter
Quarter ending September 2016	5,537	
Quarter ending December 2016	5,604	→
Quarter ending March 2017	5,766	↑
Quarter ending June 2017	5,701	↓
Quarter ending September 2017	5,729	→
<b>Variance since September 2016</b>	<b>3.5%</b>	<b>↑</b>



### ACTIVITY



Month	Adjusted Scheduled Activity (UDA)	
	2017	2018
April	-308	-406
May	438	721
June	2,268	1,104
July	3,905	3,383
August	5,331	4,868
September	5,331	5,590
October	8,085	
November	8,992	
December	10,149	
January	11,804	
February	12,900	
March	15,049	
April	15,785	
May	15,783	
June	15,782	

### QUALITY

	Quantity	Base Number	Contract	AT	Region	England
% of FP17s for the same patient ID Re-attending within 3 months - Children	139	1,508	9.2%	10.9%	11.6%	11.9%
% of FP17s for the same patient ID Re-attending within 3 months - Adults	355	2,460	14.4%	14.5%	15.2%	15.9%
% of FP17s for the same patient ID Re-attending between 3 & 9 months - Children	990	1,508	65.6%	59.2%	59.1%	58.1%
% of FP17s for the same patient ID Re-attending between 3 & 9 months - Adults	1,616	2,460	65.7%	48.7%	51.7%	50.6%
% of FP17s for Band 1 Urgent Courses	148	3,592	4.1%	9.2%	8.0%	9.1%
% of FP17s Relating to Free Repair or Replacements	32	3,592	0.9%	0.8%	0.8%	0.8%
% of FP17s Relating to Continuations	21	3,592	0.6%	1.1%	1.0%	1.1%
% of Patients satisfied with the dentistry they have received	16	16	100.0%	91.6%	91.5%	91.4%
% of Patients satisfied with the time they had to wait for an appointment	14	16	87.5%	86.8%	88.2%	87.7%

\* This is based on patients treated on this contract for their most recent course of treatment. Figures in italics indicate the base number of FP17s or Patient Questionnaire responses are less than 100. N/A is shown where the base number of responses is less than 10 during the period. % is calculated as Quantity/Base number\*100

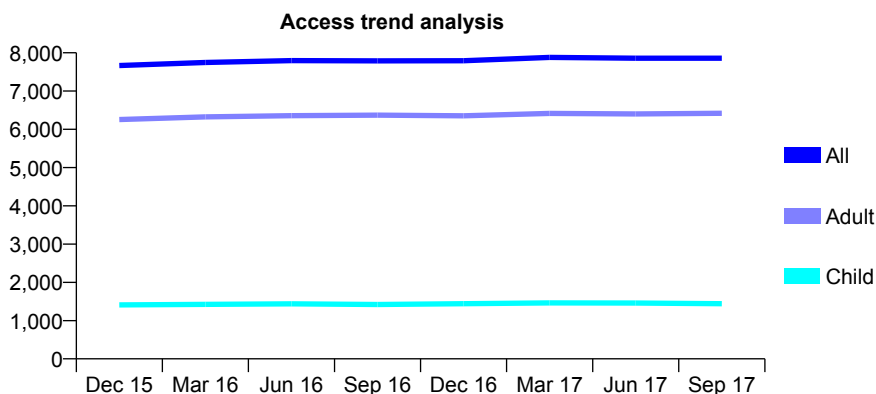
## Q56 - Vital Signs At a Glance Contract Report for 569127/0001 - September 2017

Name or company name	Dental Surgery
Contract type name	PDS Contract
Purpose of contract	General
Contract start date	01/04/2006
Contract end date	31/03/2018

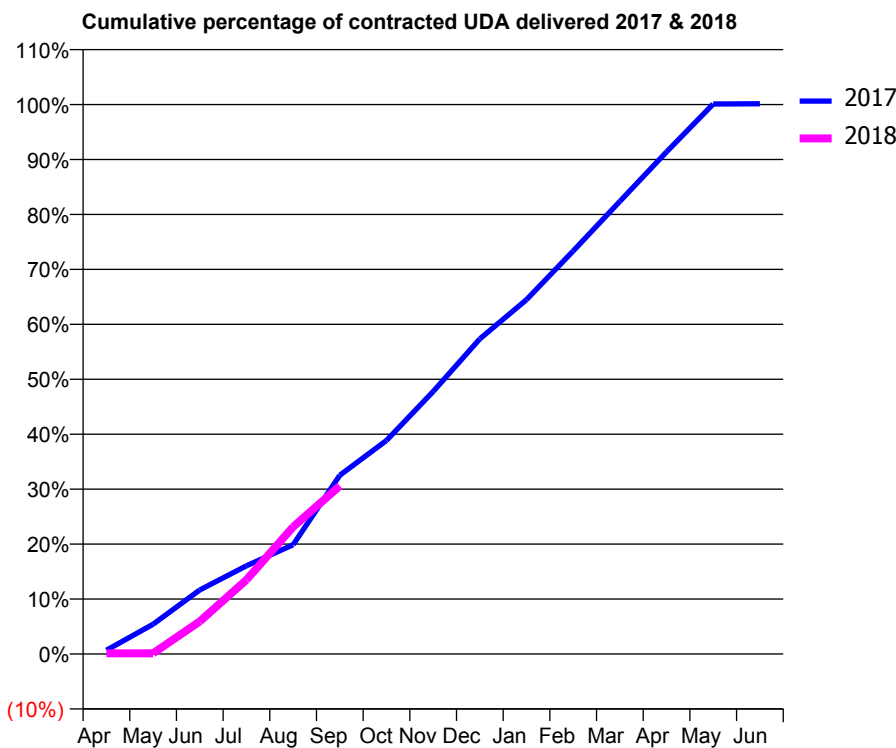
17/18 Contracted general activity (UDA)	22,405
Carry forward general activity (UDA)	-30
17/18 Contracted orthodontic activity (UOA)	0
Carry forward orthodontic activity (UOA)	0
Baseline contract value	£631,805.51

### ACCESS\*

Patients seen in 24 months	Total	Change since previous quarter
Quarter ending September 2016	7,790	
Quarter ending December 2016	7,794	→
Quarter ending March 2017	7,881	→
Quarter ending June 2017	7,858	→
Quarter ending September 2017	7,859	→
<b>Variance since September 2016</b>	<b>0.9%</b>	<b>→</b>



### ACTIVITY



Month	Adjusted Scheduled Activity (UDA)	
	2017	2018
April	157	30
May	1,215	30
June	2,614	1,327
July	3,598	3,027
August	4,458	5,183
September	7,291	6,854
October	8,707	
November	10,705	
December	12,850	
January	14,450	
February	16,432	
March	18,454	
April	20,471	
May	22,426	
June	22,435	

### QUALITY

	Quantity	Base Number	Contract	AT	Region	England
% of FP17s for the same patient ID Re-attending within 3 months - Children	85	1,178	7.2%	10.9%	11.6%	11.9%
% of FP17s for the same patient ID Re-attending within 3 months - Adults	723	5,053	14.3%	14.5%	15.2%	15.9%
% of FP17s for the same patient ID Re-attending between 3 & 9 months - Children	810	1,178	68.8%	59.2%	59.1%	58.1%
% of FP17s for the same patient ID Re-attending between 3 & 9 months - Adults	3,311	5,053	65.5%	48.7%	51.7%	50.6%
% of FP17s for Band 1 Urgent Courses	186	3,955	4.7%	9.2%	8.0%	9.1%
% of FP17s Relating to Free Repair or Replacements	50	3,955	1.3%	0.8%	0.8%	0.8%
% of FP17s Relating to Continuations	46	3,955	1.2%	1.1%	1.0%	1.1%
% of Patients satisfied with the dentistry they have received	15	15	100.0%	91.6%	91.5%	91.4%
% of Patients satisfied with the time they had to wait for an appointment	14	15	93.3%	86.8%	88.2%	87.7%

\* This is based on patients treated on this contract for their most recent course of treatment. Figures in italics indicate the base number of FP17s or Patient Questionnaire responses are less than 100. N/A is shown where the base number of responses is less than 10 during the period. % is calculated as Quantity/Base number\*100

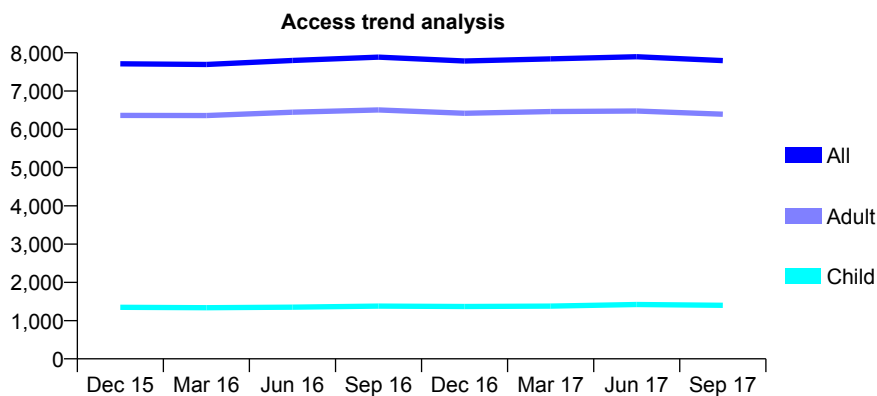
## Q56 - Vital Signs At a Glance Contract Report for 571334/0001 - September 2017

Name or company name	MR NA BURNETT
Contract type name	GDS Contract
Purpose of contract	General
Contract start date	01/04/2006
Contract end date	

17/18 Contracted general activity (UDA)	22,584
Carry forward general activity (UDA)	2,327
17/18 Contracted orthodontic activity (UOA)	0
Carry forward orthodontic activity (UOA)	0
Baseline contract value	£589,161.12

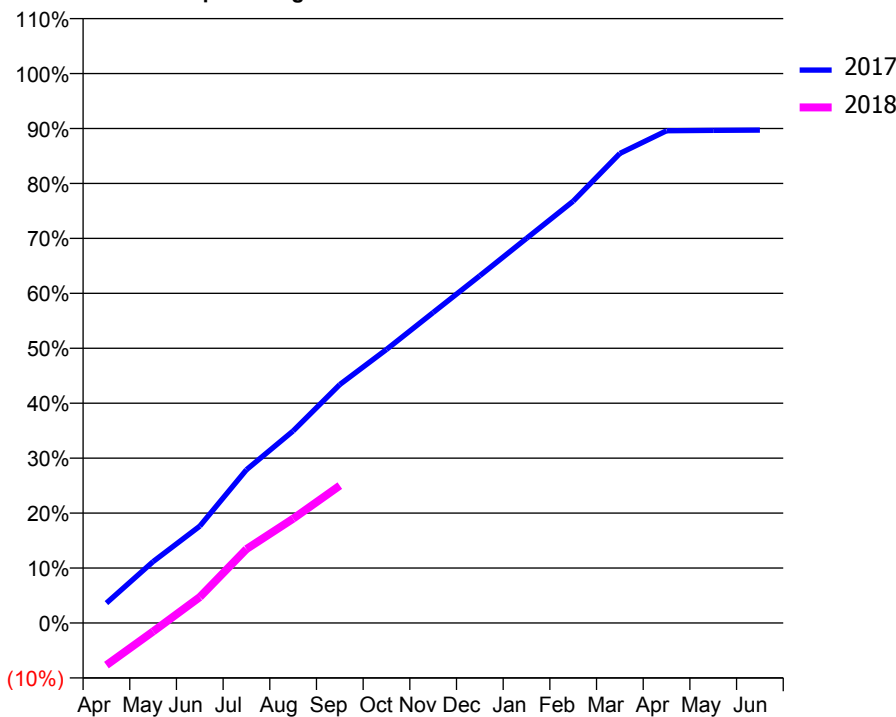
### ACCESS\*

Patients seen in 24 months	Total	Change since previous quarter
Quarter ending September 2016	7,886	
Quarter ending December 2016	7,785	↓
Quarter ending March 2017	7,843	→
Quarter ending June 2017	7,897	→
Quarter ending September 2017	7,796	↓
<b>Variance since September 2016</b>	<b>(1.1%)</b>	<b>↓</b>



### ACTIVITY

Cumulative percentage of contracted UDA delivered 2017 & 2018



Month	Adjusted Scheduled Activity (UDA)	
	2017	2018
April	817	-1,737
May	2,522	-352
June	3,982	1,068
July	6,301	3,041
August	7,892	4,288
September	9,804	5,648
October	11,240	
November	12,764	
December	14,274	
January	15,806	
February	17,337	
March	19,300	
April	20,233	
May	20,250	
June	20,257	

### QUALITY

	Quantity	Base Number	Contract	AT	Region	England
% of FP17s for the same patient ID Re-attending within 3 months - Children	52	1,039	5.0%	10.9%	11.6%	11.9%
% of FP17s for the same patient ID Re-attending within 3 months - Adults	397	4,151	9.6%	14.5%	15.2%	15.9%
% of FP17s for the same patient ID Re-attending between 3 & 9 months - Children	660	1,039	63.5%	59.2%	59.1%	58.1%
% of FP17s for the same patient ID Re-attending between 3 & 9 months - Adults	2,481	4,151	59.8%	48.7%	51.7%	50.6%
% of FP17s for Band 1 Urgent Courses	338	4,673	7.2%	9.2%	8.0%	9.1%
% of FP17s Relating to Free Repair or Replacements	24	4,673	0.5%	0.8%	0.8%	0.8%
% of FP17s Relating to Continuations	4	4,673	0.1%	1.1%	1.0%	1.1%
% of Patients satisfied with the dentistry they have received	12	13	92.3%	91.6%	91.5%	91.4%
% of Patients satisfied with the time they had to wait for an appointment	12	13	92.3%	86.8%	88.2%	87.7%

\* This is based on patients treated on this contract for their most recent course of treatment. Figures in italics indicate the base number of FP17s or Patient Questionnaire responses are less than 100. N/A is shown where the base number of responses is less than 10 during the period. % is calculated as Quantity/Base number\*100

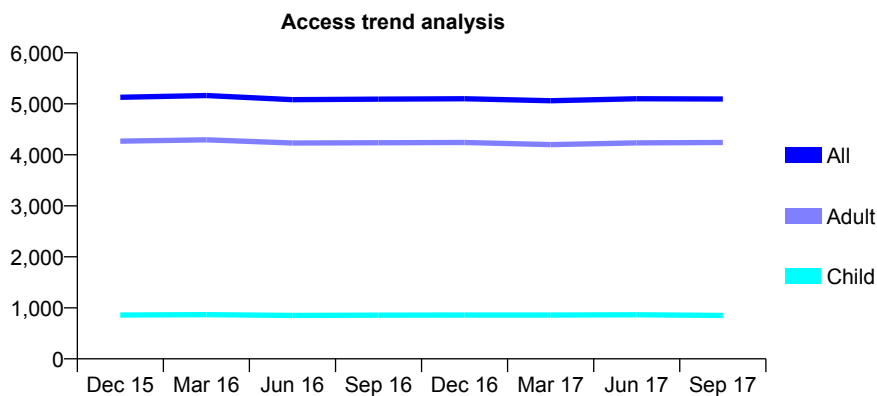
## Q56 - Vital Signs At a Glance Contract Report for 576603/0001 - September 2017

Name or company name	MR AD CLIFFT
Contract type name	GDS Contract
Purpose of contract	General
Contract start date	01/04/2006
Contract end date	

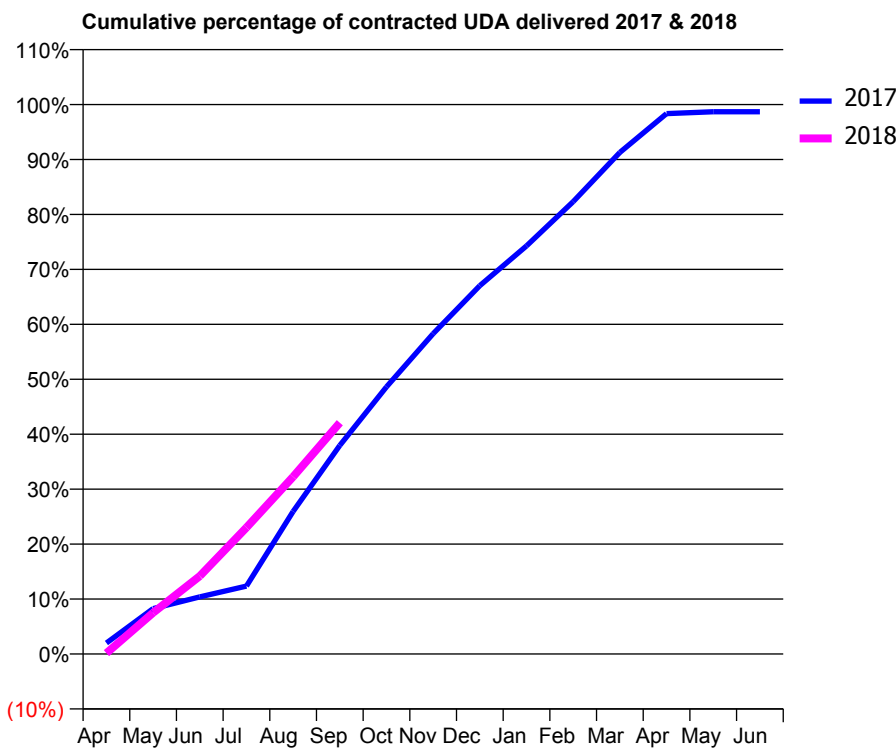
17/18 Contracted general activity (UDA)	11,657
Carry forward general activity (UDA)	153
17/18 Contracted orthodontic activity (UOA)	0
Carry forward orthodontic activity (UOA)	0
Baseline contract value	£284,389.32

### ACCESS\*

Patients seen in 24 months	Total	Change since previous quarter
Quarter ending September 2016	5,092	
Quarter ending December 2016	5,100	→
Quarter ending March 2017	5,060	→
Quarter ending June 2017	5,099	→
Quarter ending September 2017	5,094	→
<b>Variance since September 2016</b>	<b>0.0%</b>	<b>→</b>



### ACTIVITY



Month	Adjusted Scheduled Activity (UDA)	
	2017	2018
April	233	17
May	964	876
June	1,212	1,653
July	1,440	2,684
August	3,026	3,761
September	4,427	4,906
October	5,669	
November	6,796	
December	7,814	
January	8,659	
February	9,598	
March	10,640	
April	11,464	
May	11,503	
June	11,504	

### QUALITY

	Quantity	Base Number	Contract	AT	Region	England
% of FP17s for the same patient ID Re-attending within 3 months - Children	15	633	2.4%	10.9%	11.6%	11.9%
% of FP17s for the same patient ID Re-attending within 3 months - Adults	223	2,352	9.5%	14.5%	15.2%	15.9%
% of FP17s for the same patient ID Re-attending between 3 & 9 months - Children	380	633	60.0%	59.2%	59.1%	58.1%
% of FP17s for the same patient ID Re-attending between 3 & 9 months - Adults	450	2,352	19.1%	48.7%	51.7%	50.6%
% of FP17s for Band 1 Urgent Courses	146	2,580	5.7%	9.2%	8.0%	9.1%
% of FP17s Relating to Free Repair or Replacements	7	2,580	0.3%	0.8%	0.8%	0.8%
% of FP17s Relating to Continuations	16	2,580	0.6%	1.1%	1.0%	1.1%
% of Patients satisfied with the dentistry they have received	10	11	90.9%	91.6%	91.5%	91.4%
% of Patients satisfied with the time they had to wait for an appointment	10	11	90.9%	86.8%	88.2%	87.7%

\* This is based on patients treated on this contract for their most recent course of treatment. Figures in italics indicate the base number of FP17s or Patient Questionnaire responses are less than 100. N/A is shown where the base number of responses is less than 10 during the period. % is calculated as Quantity/Base number\*100

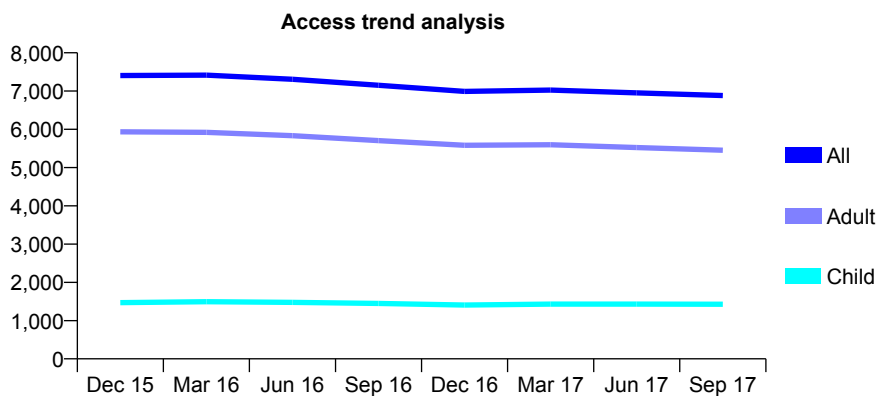
## Q56 - Vital Signs At a Glance Contract Report for 577871/0001 - September 2017

Name or company name	MRS PS DURANT
Contract type name	GDS Contract
Purpose of contract	General
Contract start date	01/11/2013
Contract end date	

17/18 Contracted general activity (UDA)	23,142
Carry forward general activity (UDA)	0
17/18 Contracted orthodontic activity (UOA)	0
Carry forward orthodontic activity (UOA)	0
Baseline contract value	£621,701.29

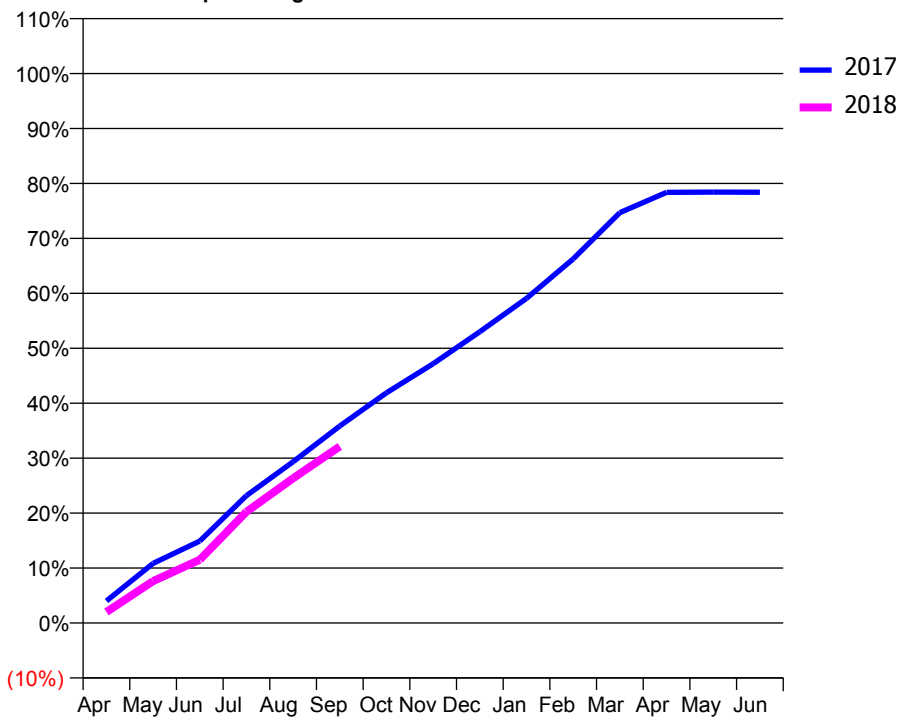
### ACCESS\*

Patients seen in 24 months	Total	Change since previous quarter
Quarter ending September 2016	7,151	
Quarter ending December 2016	6,992	↓
Quarter ending March 2017	7,027	→
Quarter ending June 2017	6,954	↓
Quarter ending September 2017	6,882	↓
<b>Variance since September 2016</b>	<b>(3.8%)</b>	<b>↓</b>



### ACTIVITY

Cumulative percentage of contracted UDA delivered 2017 & 2018



Month	Adjusted Scheduled Activity (UDA)	
	2017	2018
April	927	463
May	2,515	1,767
June	3,452	2,666
July	5,367	4,684
August	6,792	6,095
September	8,299	7,436
October	9,697	
November	10,920	
December	12,265	
January	13,670	
February	15,334	
March	17,282	
April	18,138	
May	18,145	
June	18,144	

### QUALITY

	Quantity	Base Number	Contract	AT	Region	England
% of FP17s for the same patient ID Re-attending within 3 months - Children	72	1,067	6.7%	10.9%	11.6%	11.9%
% of FP17s for the same patient ID Re-attending within 3 months - Adults	555	3,533	15.7%	14.5%	15.2%	15.9%
% of FP17s for the same patient ID Re-attending between 3 & 9 months - Children	686	1,067	64.3%	59.2%	59.1%	58.1%
% of FP17s for the same patient ID Re-attending between 3 & 9 months - Adults	1,608	3,533	45.5%	48.7%	51.7%	50.6%
% of FP17s for Band 1 Urgent Courses	605	4,219	14.3%	9.2%	8.0%	9.1%
% of FP17s Relating to Free Repair or Replacements	26	4,219	0.6%	0.8%	0.8%	0.8%
% of FP17s Relating to Continuations	26	4,219	0.6%	1.1%	1.0%	1.1%
% of Patients satisfied with the dentistry they have received	6	7	N/A	91.6%	91.5%	91.4%
% of Patients satisfied with the time they had to wait for an appointment	5	7	N/A	86.8%	88.2%	87.7%

\* This is based on patients treated on this contract for their most recent course of treatment. Figures in italics indicate the base number of FP17s or Patient Questionnaire responses are less than 100. N/A is shown where the base number of responses is less than 10 during the period. % is calculated as Quantity/Base number\*100

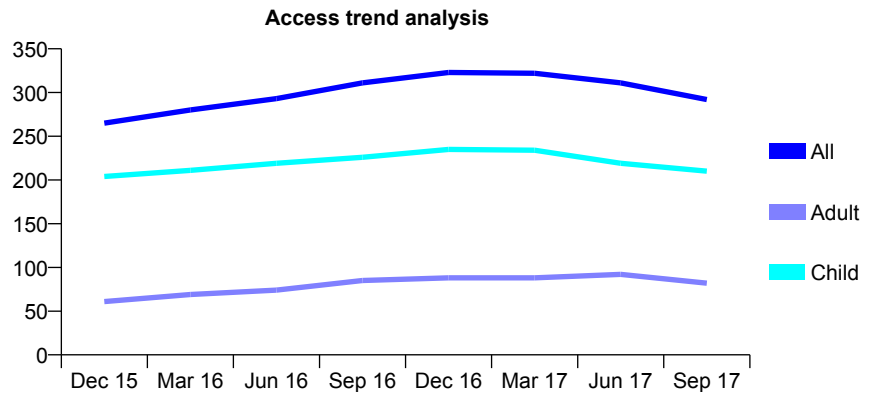
## Q56 - Vital Signs At a Glance Contract Report for 626317/0002 - September 2017

Name or company name	MR S LITTLE
Contract type name	GDS Contract
Purpose of contract	General
Contract start date	08/12/2014
Contract end date	

17/18 Contracted general activity (UDA)	825
Carry forward general activity (UDA)	0
17/18 Contracted orthodontic activity (UOA)	0
Carry forward orthodontic activity (UOA)	0
Baseline contract value	£18,229.48

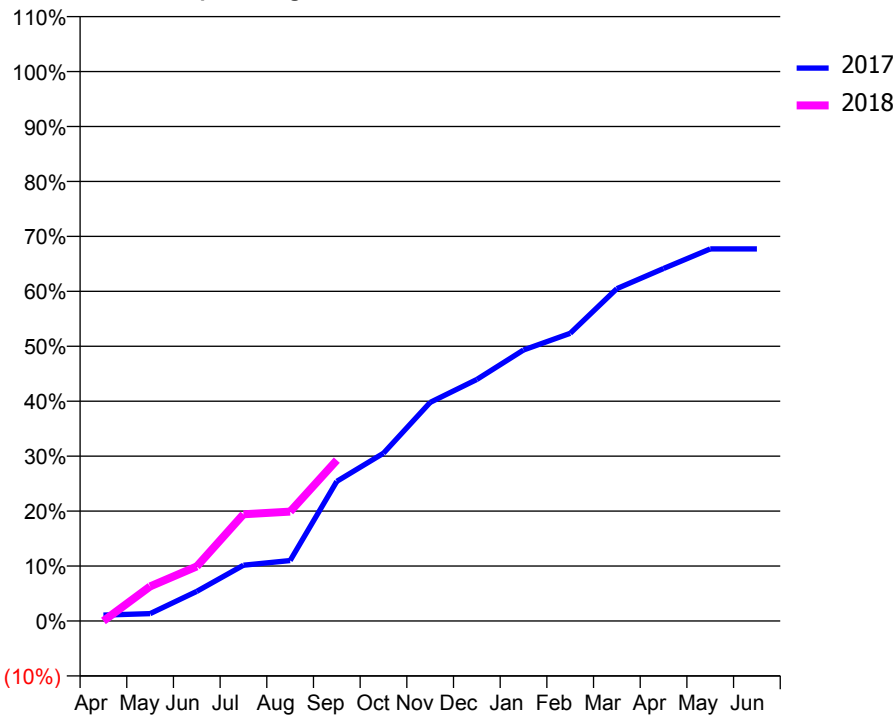
### ACCESS\*

Patients seen in 24 months	Total	Change since previous quarter
Quarter ending September 2016	311	
Quarter ending December 2016	323	↑
Quarter ending March 2017	322	→
Quarter ending June 2017	311	↓
Quarter ending September 2017	292	↓
<b>Variance since September 2016</b>	<b>(6.1%)</b>	<b>↓</b>



### ACTIVITY

Cumulative percentage of contracted UDA delivered 2017 & 2018



Month	Adjusted Scheduled Activity (UDA)	
	2017	2018
April	9	0
May	11	52
June	45	82
July	84	160
August	91	164
September	210	242
October	252	
November	328	
December	363	
January	407	
February	432	
March	499	
April	529	
May	559	
June	559	

### QUALITY

	Quantity	Base Number	Contract	AT	Region	England
% of FP17s for the same patient ID Re-attending within 3 months - Children	18	165	10.9%	10.9%	11.6%	11.9%
% of FP17s for the same patient ID Re-attending within 3 months - Adults	4	40	10.0%	14.5%	15.2%	15.9%
% of FP17s for the same patient ID Re-attending between 3 & 9 months - Children	92	165	55.8%	59.2%	59.1%	58.1%
% of FP17s for the same patient ID Re-attending between 3 & 9 months - Adults	29	40	72.5%	48.7%	51.7%	50.6%
% of FP17s for Band 1 Urgent Courses	3	167	1.8%	9.2%	8.0%	9.1%
% of FP17s Relating to Free Repair or Replacements	0	167	0.0%	0.8%	0.8%	0.8%
% of FP17s Relating to Continuations	0	167	0.0%	1.1%	1.0%	1.1%
% of Patients satisfied with the dentistry they have received	0	0	N/A	91.6%	91.5%	91.4%
% of Patients satisfied with the time they had to wait for an appointment	0	0	N/A	86.8%	88.2%	87.7%

\* This is based on patients treated on this contract for their most recent course of treatment. Figures in italics indicate the base number of FP17s or Patient Questionnaire responses are less than 100. N/A is shown where the base number of responses is less than 10 during the period. % is calculated as Quantity/Base number\*100

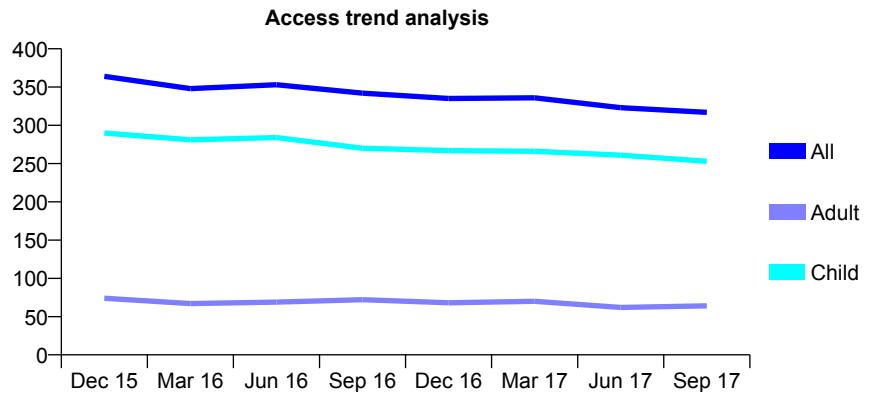
## Q56 - Vital Signs At a Glance Contract Report for 631647/0001 - September 2017

Name or company name	MR RP BANDENBURG
Contract type name	GDS Contract
Purpose of contract	General
Contract start date	01/04/2006
Contract end date	

17/18 Contracted general activity (UDA)	905
Carry forward general activity (UDA)	0
17/18 Contracted orthodontic activity (UOA)	0
Carry forward orthodontic activity (UOA)	0
Baseline contract value	£19,834.56

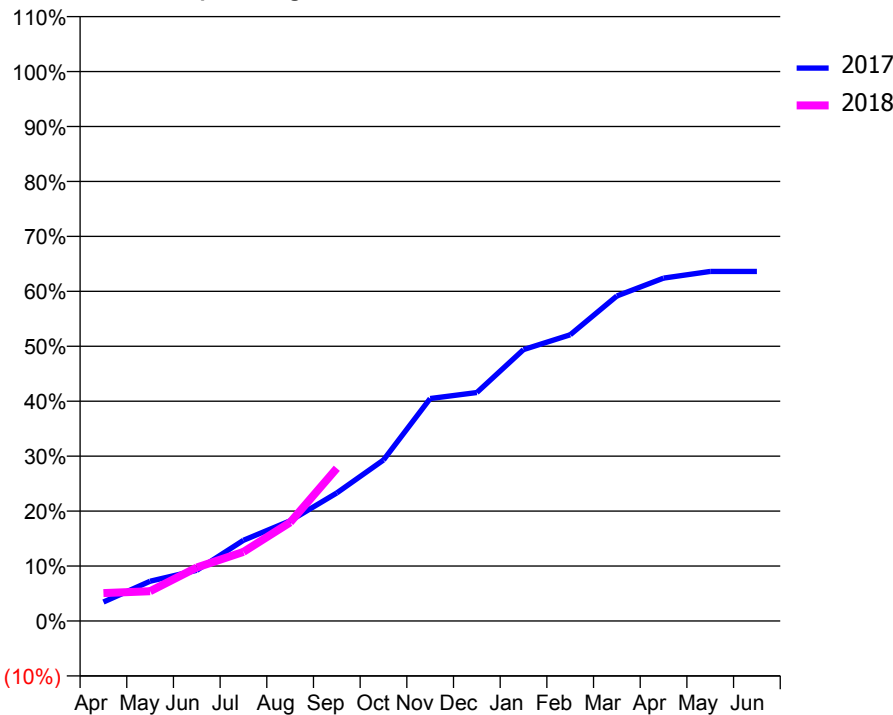
### ACCESS\*

Patients seen in 24 months	Total	Change since previous quarter
Quarter ending September 2016	342	
Quarter ending December 2016	335	↓
Quarter ending March 2017	336	→
Quarter ending June 2017	323	↓
Quarter ending September 2017	317	↓
<b>Variance since September 2016</b>	<b>(7.3%)</b>	<b>↓</b>



### ACTIVITY

Cumulative percentage of contracted UDA delivered 2017 & 2018



Month	Adjusted Scheduled Activity (UDA)	
	2017	2018
April	31	46
May	66	49
June	84	88
July	133	114
August	165	162
September	211	252
October	265	
November	366	
December	376	
January	447	
February	471	
March	535	
April	565	
May	576	
June	576	

### QUALITY

	Quantity	Base Number	Contract	AT	Region	England
% of FP17s for the same patient ID Re-attending within 3 months - Children	18	234	7.7%	10.9%	11.6%	11.9%
% of FP17s for the same patient ID Re-attending within 3 months - Adults	2	26	7.7%	14.5%	15.2%	15.9%
% of FP17s for the same patient ID Re-attending between 3 & 9 months - Children	155	234	66.2%	59.2%	59.1%	58.1%
% of FP17s for the same patient ID Re-attending between 3 & 9 months - Adults	17	26	65.4%	48.7%	51.7%	50.6%
% of FP17s for Band 1 Urgent Courses	8	229	3.5%	9.2%	8.0%	9.1%
% of FP17s Relating to Free Repair or Replacements	0	229	0.0%	0.8%	0.8%	0.8%
% of FP17s Relating to Continuations	0	229	0.0%	1.1%	1.0%	1.1%
% of Patients satisfied with the dentistry they have received	1	1	N/A	91.6%	91.5%	91.4%
% of Patients satisfied with the time they had to wait for an appointment	1	1	N/A	86.8%	88.2%	87.7%

\* This is based on patients treated on this contract for their most recent course of treatment. Figures in italics indicate the base number of FP17s or Patient Questionnaire responses are less than 100. N/A is shown where the base number of responses is less than 10 during the period. % is calculated as Quantity/Base number\*100



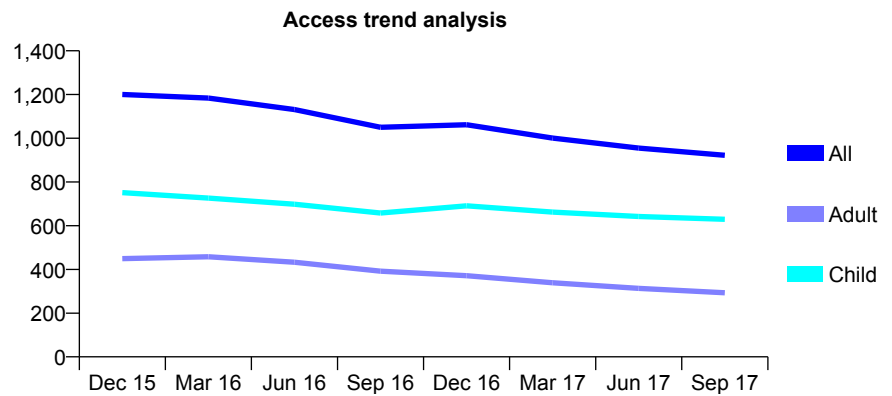
## Q56 - Vital Signs At a Glance Contract Report for 636096/0001 - September 2017

Name or company name	MR SG NICOLL
Contract type name	GDS Contract
Purpose of contract	General
Contract start date	01/04/2006
Contract end date	

17/18 Contracted general activity (UDA)	2,882
Carry forward general activity (UDA)	0
17/18 Contracted orthodontic activity (UOA)	0
Carry forward orthodontic activity (UOA)	0
Baseline contract value	£80,184.91

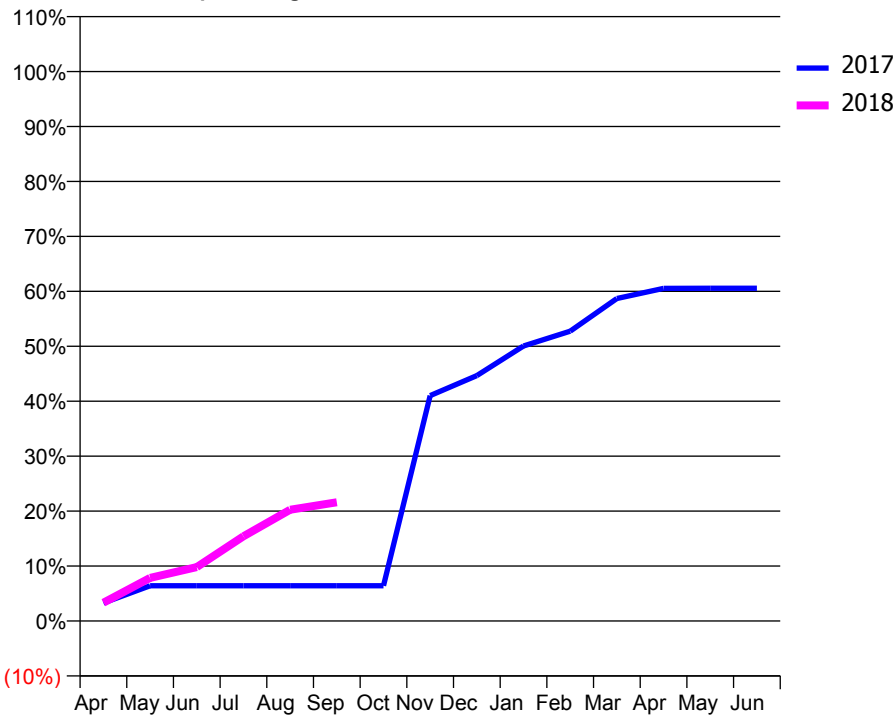
### ACCESS\*

Patients seen in 24 months	Total	Change since previous quarter
Quarter ending September 2016	1,050	
Quarter ending December 2016	1,062	→
Quarter ending March 2017	1,001	↓
Quarter ending June 2017	955	↓
Quarter ending September 2017	922	↓
<b>Variance since September 2016</b>	<b>(12.2%)</b>	<b>↓</b>



### ACTIVITY

Cumulative percentage of contracted UDA delivered 2017 & 2018



Month	Adjusted Scheduled Activity (UDA)	
	2017	2018
April	95	96
May	185	226
June	185	283
July	185	445
August	185	584
September	185	623
October	185	
November	1,182	
December	1,287	
January	1,442	
February	1,520	
March	1,692	
April	1,745	
May	1,746	
June	1,746	

### QUALITY

	Quantity	Base Number	Contract	AT	Region	England
% of FP17s for the same patient ID Re-attending within 3 months - Children	15	417	3.6%	10.9%	11.6%	11.9%
% of FP17s for the same patient ID Re-attending within 3 months - Adults	6	97	6.2%	14.5%	15.2%	15.9%
% of FP17s for the same patient ID Re-attending between 3 & 9 months - Children	242	417	58.0%	59.2%	59.1%	58.1%
% of FP17s for the same patient ID Re-attending between 3 & 9 months - Adults	39	97	40.2%	48.7%	51.7%	50.6%
% of FP17s for Band 1 Urgent Courses	4	470	0.9%	9.2%	8.0%	9.1%
% of FP17s Relating to Free Repair or Replacements	0	470	0.0%	0.8%	0.8%	0.8%
% of FP17s Relating to Continuations	0	470	0.0%	1.1%	1.0%	1.1%
% of Patients satisfied with the dentistry they have received	0	0	N/A	91.6%	91.5%	91.4%
% of Patients satisfied with the time they had to wait for an appointment	0	0	N/A	86.8%	88.2%	87.7%

\* This is based on patients treated on this contract for their most recent course of treatment. Figures in italics indicate the base number of FP17s or Patient Questionnaire responses are less than 100. N/A is shown where the base number of responses is less than 10 during the period. % is calculated as Quantity/Base number\*100

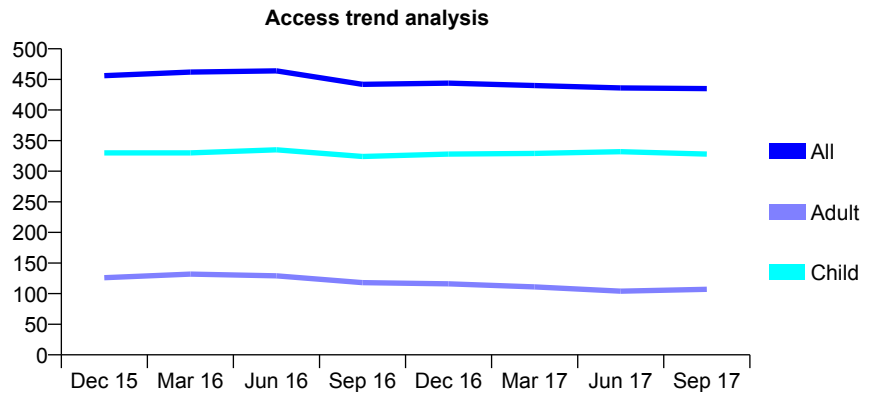
## Q56 - Vital Signs At a Glance Contract Report for 639214/0001 - September 2017

Name or company name	MISS CA NEVILLE
Contract type name	GDS Contract
Purpose of contract	General
Contract start date	01/04/2006
Contract end date	

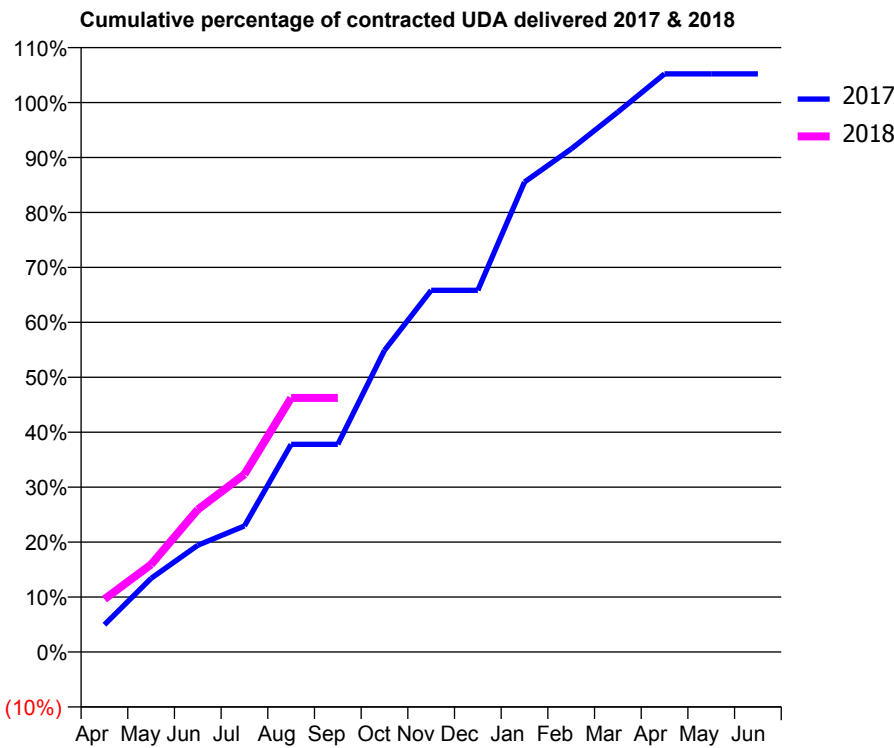
17/18 Contracted general activity (UDA)	865
Carry forward general activity (UDA)	-17
17/18 Contracted orthodontic activity (UOA)	0
Carry forward orthodontic activity (UOA)	0
Baseline contract value	£21,227.82

### ACCESS\*

Patients seen in 24 months	Total	Change since previous quarter
Quarter ending September 2016	442	
Quarter ending December 2016	444	→
Quarter ending March 2017	440	→
Quarter ending June 2017	436	→
Quarter ending September 2017	435	→
<b>Variance since September 2016</b>	<b>(1.6%)</b>	<b>↓</b>



### ACTIVITY



Month	Adjusted Scheduled Activity (UDA)	
	2017	2018
April	43	83
May	116	138
June	168	224
July	198	280
August	327	400
September	327	400
October	475	
November	569	
December	569	
January	740	
February	792	
March	850	
April	910	
May	910	
June	910	

### QUALITY

	Quantity	Base Number	Contract	AT	Region	England
% of FP17s for the same patient ID Re-attending within 3 months - Children	20	258	7.8%	10.9%	11.6%	11.9%
% of FP17s for the same patient ID Re-attending within 3 months - Adults	2	44	4.5%	14.5%	15.2%	15.9%
% of FP17s for the same patient ID Re-attending between 3 & 9 months - Children	169	258	65.5%	59.2%	59.1%	58.1%
% of FP17s for the same patient ID Re-attending between 3 & 9 months - Adults	24	44	54.5%	48.7%	51.7%	50.6%
% of FP17s for Band 1 Urgent Courses	11	265	4.2%	9.2%	8.0%	9.1%
% of FP17s Relating to Free Repair or Replacements	0	265	0.0%	0.8%	0.8%	0.8%
% of FP17s Relating to Continuations	1	265	0.4%	1.1%	1.0%	1.1%
% of Patients satisfied with the dentistry they have received	0	0	N/A	91.6%	91.5%	91.4%
% of Patients satisfied with the time they had to wait for an appointment	0	0	N/A	86.8%	88.2%	87.7%

\* This is based on patients treated on this contract for their most recent course of treatment. Figures in italics indicate the base number of FP17s or Patient Questionnaire responses are less than 100. N/A is shown where the base number of responses is less than 10 during the period. % is calculated as Quantity/Base number\*100

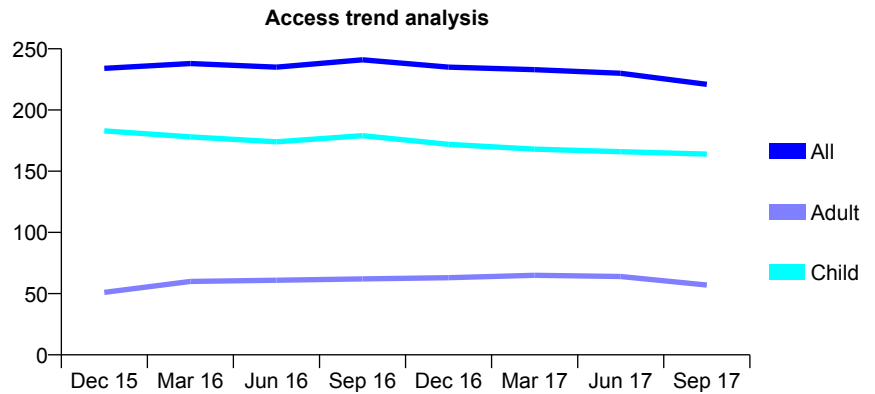
## Q56 - Vital Signs At a Glance Contract Report for 644072/0001 - September 2017

Name or company name	MR A BROWN
Contract type name	GDS Contract
Purpose of contract	General
Contract start date	01/06/2014
Contract end date	

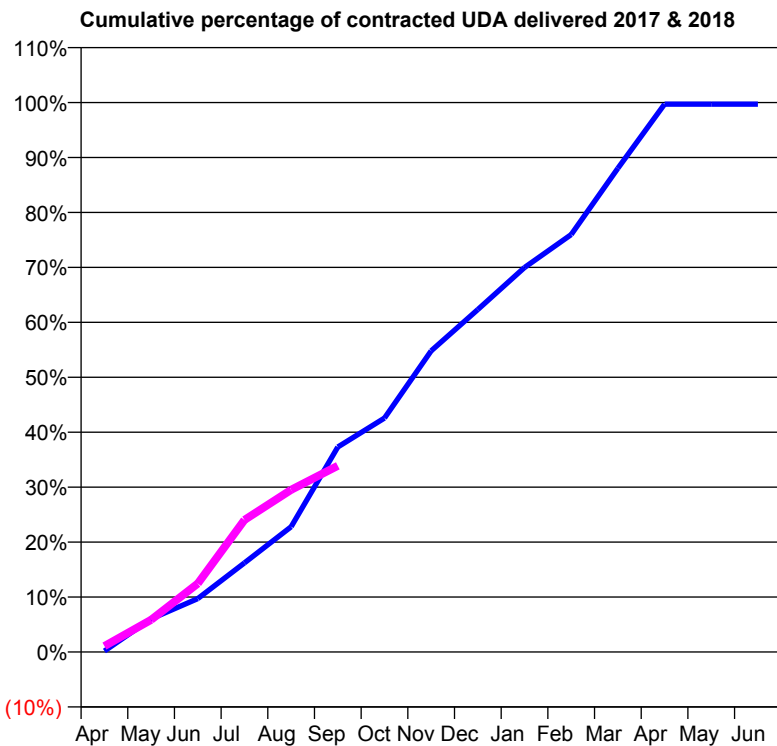
17/18 Contracted general activity (UDA)	550
Carry forward general activity (UDA)	2
17/18 Contracted orthodontic activity (UOA)	0
Carry forward orthodontic activity (UOA)	0
Baseline contract value	£11,248.70

### ACCESS\*

Patients seen in 24 months	Total	Change since previous quarter
Quarter ending September 2016	241	
Quarter ending December 2016	235	↓
Quarter ending March 2017	233	→
Quarter ending June 2017	230	↓
Quarter ending September 2017	221	↓
<b>Variance since September 2016</b>	<b>(8.3%)</b>	<b>↓</b>



### ACTIVITY



Month	Adjusted Scheduled Activity (UDA)	
	2017	2018
April	1	6
May	33	32
June	53	69
July	89	132
August	125	162
September	205	186
October	234	
November	301	
December	343	
January	385	
February	418	
March	484	
April	548	
May	548	
June	548	

### QUALITY

	Quantity	Base Number	Contract	AT	Region	England
% of FP17s for the same patient ID Re-attending within 3 months - Children	4	136	2.9%	10.9%	11.6%	11.9%
% of FP17s for the same patient ID Re-attending within 3 months - Adults	7	36	19.4%	14.5%	15.2%	15.9%
% of FP17s for the same patient ID Re-attending between 3 & 9 months - Children	120	136	88.2%	59.2%	59.1%	58.1%
% of FP17s for the same patient ID Re-attending between 3 & 9 months - Adults	24	36	66.7%	48.7%	51.7%	50.6%
% of FP17s for Band 1 Urgent Courses	7	147	4.8%	9.2%	8.0%	9.1%
% of FP17s Relating to Free Repair or Replacements	0	147	0.0%	0.8%	0.8%	0.8%
% of FP17s Relating to Continuations	0	147	0.0%	1.1%	1.0%	1.1%
% of Patients satisfied with the dentistry they have received	0	0	N/A	91.6%	91.5%	91.4%
% of Patients satisfied with the time they had to wait for an appointment	0	0	N/A	86.8%	88.2%	87.7%

\* This is based on patients treated on this contract for their most recent course of treatment. Figures in italics indicate the base number of FP17s or Patient Questionnaire responses are less than 100. N/A is shown where the base number of responses is less than 10 during the period. % is calculated as Quantity/Base number\*100

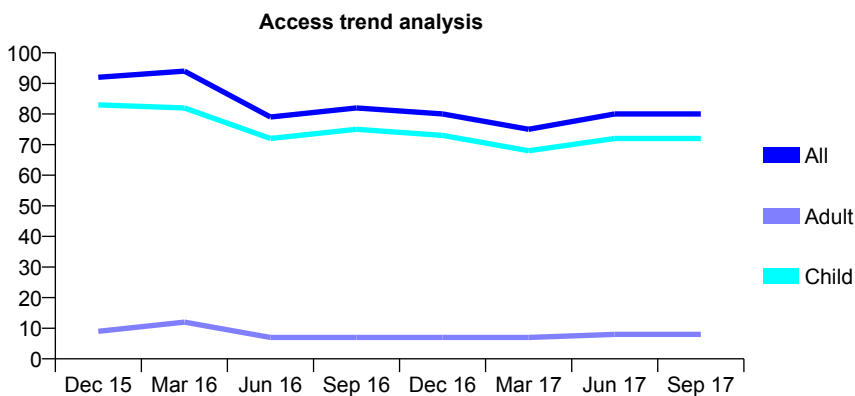
## Q56 - Vital Signs At a Glance Contract Report for 644420/0001 - September 2017

Name or company name	MRS JM BELSHAM
Contract type name	GDS Contract
Purpose of contract	General
Contract start date	01/04/2006
Contract end date	

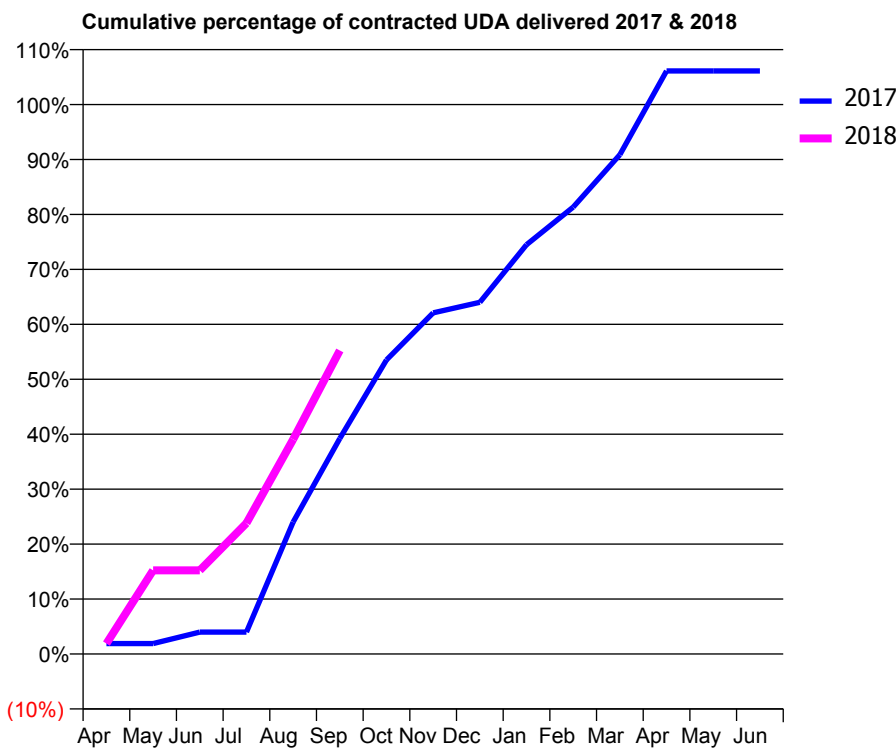
17/18 Contracted general activity (UDA)	105
Carry forward general activity (UDA)	-2
17/18 Contracted orthodontic activity (UOA)	0
Carry forward orthodontic activity (UOA)	0
Baseline contract value	£1,881.23

### ACCESS\*

Patients seen in 24 months	Total	Change since previous quarter
Quarter ending September 2016	82	
Quarter ending December 2016	80	↓
Quarter ending March 2017	75	↓
Quarter ending June 2017	80	↑
Quarter ending September 2017	80	→
<b>Variance since September 2016</b>	<b>(2.4%)</b>	<b>↓</b>



### ACTIVITY



Month	Adjusted Scheduled Activity (UDA)	
	2017	2018
April	2	2
May	2	16
June	4	16
July	4	25
August	25	41
September	41	58
October	56	
November	65	
December	67	
January	78	
February	85	
March	95	
April	111	
May	111	
June	111	

### QUALITY

	Quantity	Base Number	Contract	AT	Region	England
% of FP17s for the same patient ID Re-attending within 3 months - Children	1	47	2.1%	10.9%	11.6%	11.9%
% of FP17s for the same patient ID Re-attending within 3 months - Adults	0	1	0.0%	14.5%	15.2%	15.9%
% of FP17s for the same patient ID Re-attending between 3 & 9 months - Children	25	47	53.2%	59.2%	59.1%	58.1%
% of FP17s for the same patient ID Re-attending between 3 & 9 months - Adults	1	1	100.0%	48.7%	51.7%	50.6%
% of FP17s for Band 1 Urgent Courses	0	43	0.0%	9.2%	8.0%	9.1%
% of FP17s Relating to Free Repair or Replacements	0	43	0.0%	0.8%	0.8%	0.8%
% of FP17s Relating to Continuations	0	43	0.0%	1.1%	1.0%	1.1%
% of Patients satisfied with the dentistry they have received	0	0	N/A	91.6%	91.5%	91.4%
% of Patients satisfied with the time they had to wait for an appointment	0	0	N/A	86.8%	88.2%	87.7%

\* This is based on patients treated on this contract for their most recent course of treatment. Figures in italics indicate the base number of FP17s or Patient Questionnaire responses are less than 100. N/A is shown where the base number of responses is less than 10 during the period. % is calculated as Quantity/Base number\*100

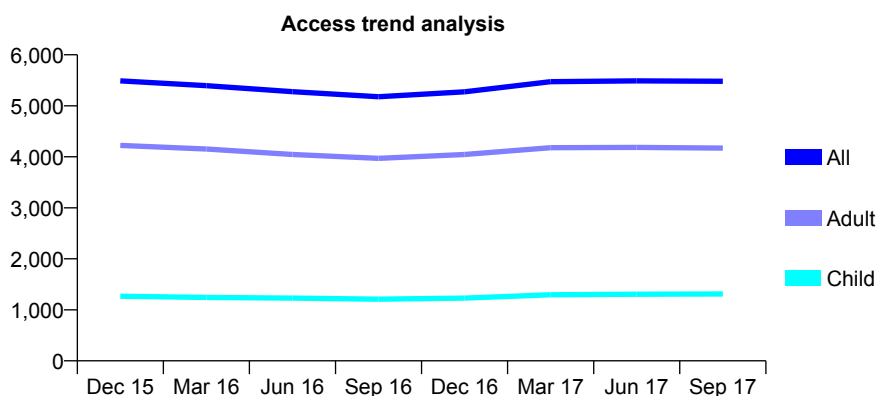
## Q56 - Vital Signs At a Glance Contract Report for 644668/0001 - September 2017

Name or company name	MRS JM GEANEY
Contract type name	GDS Contract
Purpose of contract	General
Contract start date	01/04/2006
Contract end date	

17/18 Contracted general activity (UDA)	11,118
Carry forward general activity (UDA)	278
17/18 Contracted orthodontic activity (UOA)	0
Carry forward orthodontic activity (UOA)	0
Baseline contract value	£252,904.75

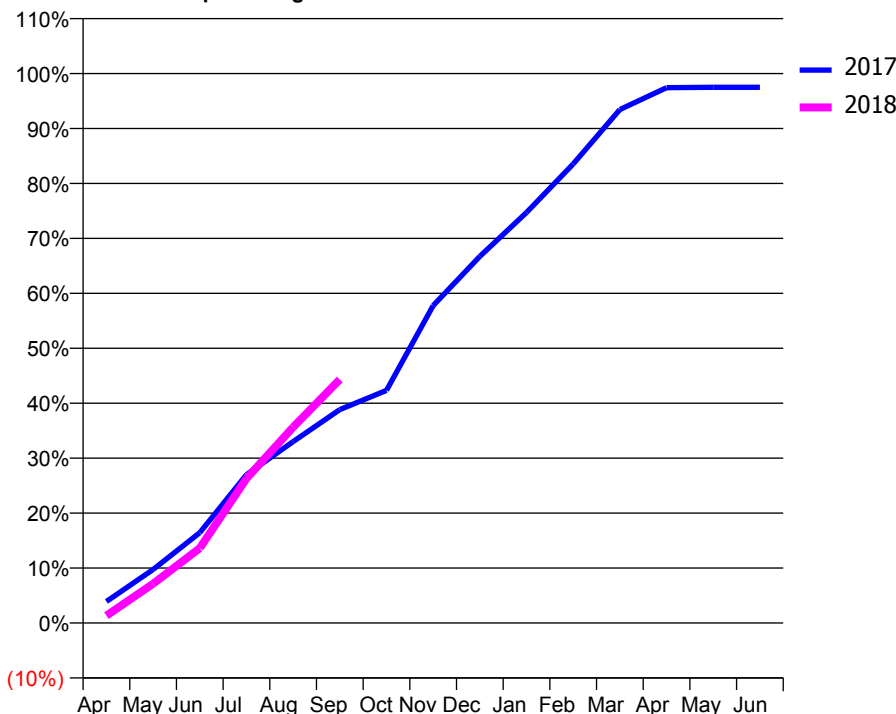
### ACCESS\*

Patients seen in 24 months	Total	Change since previous quarter
Quarter ending September 2016	5,177	
Quarter ending December 2016	5,274	→
Quarter ending March 2017	5,474	↑
Quarter ending June 2017	5,490	→
Quarter ending September 2017	5,482	→
<b>Variance since September 2016</b>	<b>5.9%</b>	<b>↑</b>



### ACTIVITY

**Cumulative percentage of contracted UDA delivered 2017 & 2018**



Month	Adjusted Scheduled Activity (UDA)	
	2017	2018
April	436	149
May	1,084	794
June	1,828	1,514
July	3,001	2,923
August	3,672	3,961
September	4,318	4,928
October	4,706	
November	6,422	
December	7,419	
January	8,306	
February	9,288	
March	10,389	
April	10,831	
May	10,839	
June	10,840	

### QUALITY

	Quantity	Base Number	Contract	AT	Region	England
% of FP17s for the same patient ID Re-attending within 3 months - Children	66	1,045	6.3%	10.9%	11.6%	11.9%
% of FP17s for the same patient ID Re-attending within 3 months - Adults	342	2,771	12.3%	14.5%	15.2%	15.9%
% of FP17s for the same patient ID Re-attending between 3 & 9 months - Children	670	1,045	64.1%	59.2%	59.1%	58.1%
% of FP17s for the same patient ID Re-attending between 3 & 9 months - Adults	1,377	2,771	49.7%	48.7%	51.7%	50.6%
% of FP17s for Band 1 Urgent Courses	181	2,965	6.1%	9.2%	8.0%	9.1%
% of FP17s Relating to Free Repair or Replacements	24	2,965	0.8%	0.8%	0.8%	0.8%
% of FP17s Relating to Continuations	5	2,965	0.2%	1.1%	1.0%	1.1%
% of Patients satisfied with the dentistry they have received	3	4	N/A	91.6%	91.5%	91.4%
% of Patients satisfied with the time they had to wait for an appointment	4	4	N/A	86.8%	88.2%	87.7%

\* This is based on patients treated on this contract for their most recent course of treatment. Figures in italics indicate the base number of FP17s or Patient Questionnaire responses are less than 100. N/A is shown where the base number of responses is less than 10 during the period. % is calculated as Quantity/Base number\*100

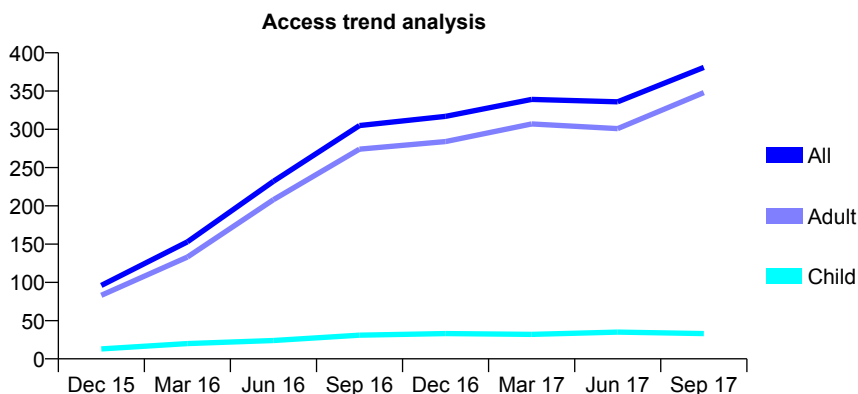
## Q56 - Vital Signs At a Glance Contract Report for 648558/0001 - September 2017

Name or company name	MISS K RUSTAGE
Contract type name	GDS Contract
Purpose of contract	General
Contract start date	01/04/2006
Contract end date	

17/18 Contracted general activity (UDA)	1,414
Carry forward general activity (UDA)	7
17/18 Contracted orthodontic activity (UOA)	0
Carry forward orthodontic activity (UOA)	0
Baseline contract value	£44,495.77

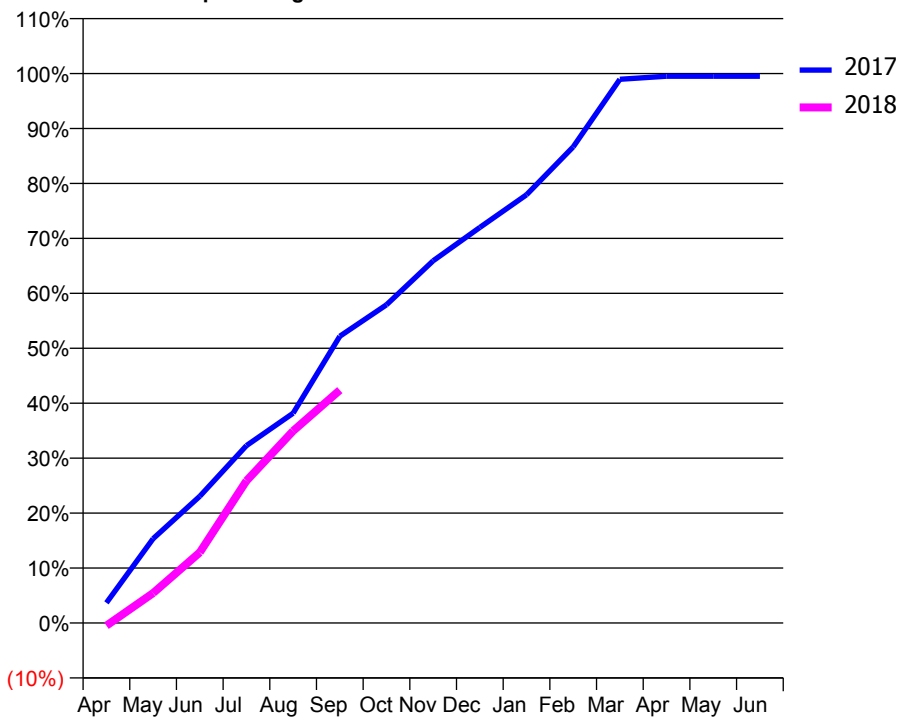
### ACCESS\*

Patients seen in 24 months	Total	Change since previous quarter
Quarter ending September 2016	305	
Quarter ending December 2016	317	↑
Quarter ending March 2017	339	↑
Quarter ending June 2017	336	→
Quarter ending September 2017	381	↑
<b>Variance since September 2016</b>	<b>24.9%</b>	<b>↑</b>



### ACTIVITY

Cumulative percentage of contracted UDA delivered 2017 & 2018



Month	Adjusted Scheduled Activity (UDA)	
	2017	2018
April	52	-7
May	217	77
June	326	182
July	456	366
August	540	494
September	738	599
October	819	
November	932	
December	1,018	
January	1,102	
February	1,225	
March	1,399	
April	1,407	
May	1,407	
June	1,407	

### QUALITY

	Quantity	Base Number	Contract	AT	Region	England
% of FP17s for the same patient ID Re-attending within 3 months - Children	0	21	0.0%	10.9%	11.6%	11.9%
% of FP17s for the same patient ID Re-attending within 3 months - Adults	5	218	2.3%	14.5%	15.2%	15.9%
% of FP17s for the same patient ID Re-attending between 3 & 9 months - Children	0	21	0.0%	59.2%	59.1%	58.1%
% of FP17s for the same patient ID Re-attending between 3 & 9 months - Adults	1	218	0.5%	48.7%	51.7%	50.6%
% of FP17s for Band 1 Urgent Courses	6	235	2.6%	9.2%	8.0%	9.1%
% of FP17s Relating to Free Repair or Replacements	0	235	0.0%	0.8%	0.8%	0.8%
% of FP17s Relating to Continuations	0	235	0.0%	1.1%	1.0%	1.1%
% of Patients satisfied with the dentistry they have received	0	0	N/A	91.6%	91.5%	91.4%
% of Patients satisfied with the time they had to wait for an appointment	0	0	N/A	86.8%	88.2%	87.7%

\* This is based on patients treated on this contract for their most recent course of treatment. Figures in italics indicate the base number of FP17s or Patient Questionnaire responses are less than 100. N/A is shown where the base number of responses is less than 10 during the period. % is calculated as Quantity/Base number\*100

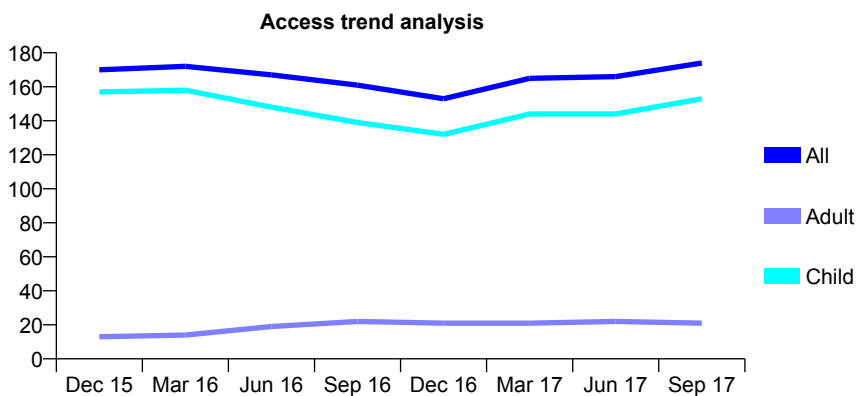
## Q56 - Vital Signs At a Glance Contract Report for 657409/0001 - September 2017

Name or company name	MR JS FROST
Contract type name	GDS Contract
Purpose of contract	General
Contract start date	01/04/2006
Contract end date	

17/18 Contracted general activity (UDA)	259
Carry forward general activity (UDA)	-5
17/18 Contracted orthodontic activity (UOA)	0
Carry forward orthodontic activity (UOA)	0
Baseline contract value	£5,981.44

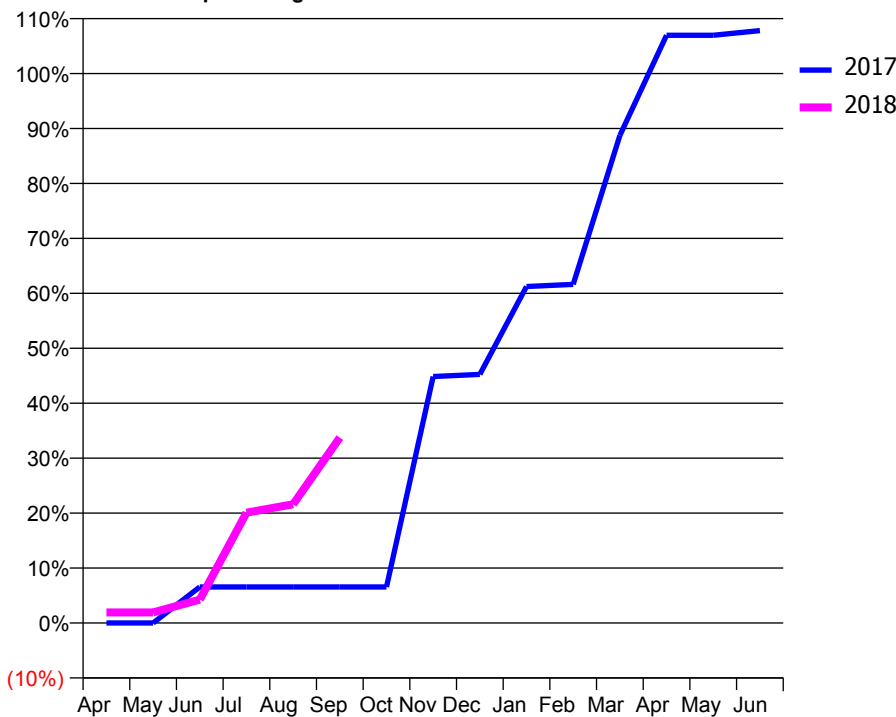
### ACCESS\*

Patients seen in 24 months	Total	Change since previous quarter
Quarter ending September 2016	161	
Quarter ending December 2016	153	↓
Quarter ending March 2017	165	↑
Quarter ending June 2017	166	→
Quarter ending September 2017	174	↑
<b>Variance since September 2016</b>	<b>8.1%</b>	<b>↑</b>



### ACTIVITY

Cumulative percentage of contracted UDA delivered 2017 & 2018



Adjusted Scheduled Activity (UDA)

Month	2017	2018
April	0	5
May	0	5
June	17	11
July	17	52
August	17	56
September	17	87
October	17	
November	116	
December	117	
January	159	
February	160	
March	230	
April	277	
May	277	
June	279	

### QUALITY

	Quantity	Base Number	Contract	AT	Region	England
% of FP17s for the same patient ID Re-attending within 3 months - Children	14	130	10.8%	10.9%	11.6%	11.9%
% of FP17s for the same patient ID Re-attending within 3 months - Adults	0	5	0.0%	14.5%	15.2%	15.9%
% of FP17s for the same patient ID Re-attending between 3 & 9 months - Children	70	130	53.8%	59.2%	59.1%	58.1%
% of FP17s for the same patient ID Re-attending between 3 & 9 months - Adults	1	5	20.0%	48.7%	51.7%	50.6%
% of FP17s for Band 1 Urgent Courses	3	92	3.3%	9.2%	8.0%	9.1%
% of FP17s Relating to Free Repair or Replacements	0	92	0.0%	0.8%	0.8%	0.8%
% of FP17s Relating to Continuations	0	92	0.0%	1.1%	1.0%	1.1%
% of Patients satisfied with the dentistry they have received	0	0	N/A	91.6%	91.5%	91.4%
% of Patients satisfied with the time they had to wait for an appointment	0	0	N/A	86.8%	88.2%	87.7%

\* This is based on patients treated on this contract for their most recent course of treatment. Figures in italics indicate the base number of FP17s or Patient Questionnaire responses are less than 100. N/A is shown where the base number of responses is less than 10 during the period. % is calculated as Quantity/Base number\*100

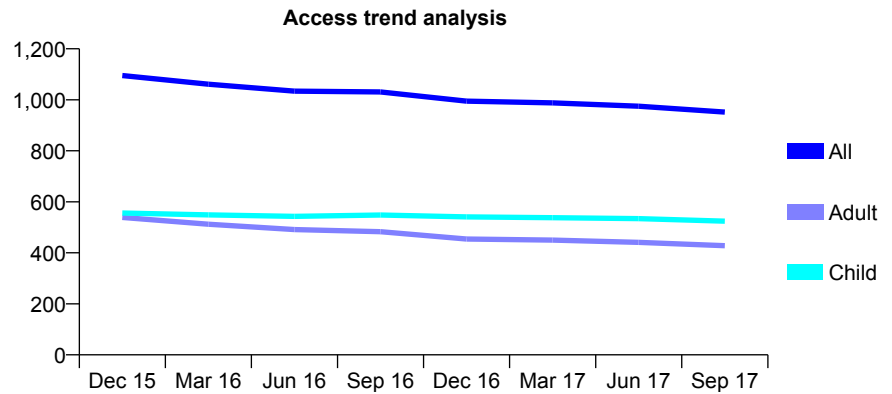
## Q56 - Vital Signs At a Glance Contract Report for 657719/0001 - September 2017

Name or company name	MR IS MALHERBE
Contract type name	GDS Contract
Purpose of contract	General and Orthodontic
Contract start date	01/04/2006
Contract end date	

17/18 Contracted general activity (UDA)	3,200
Carry forward general activity (UDA)	0
17/18 Contracted orthodontic activity (UOA)	579
Carry forward orthodontic activity (UOA)	0
Baseline contract value	£84,004.02

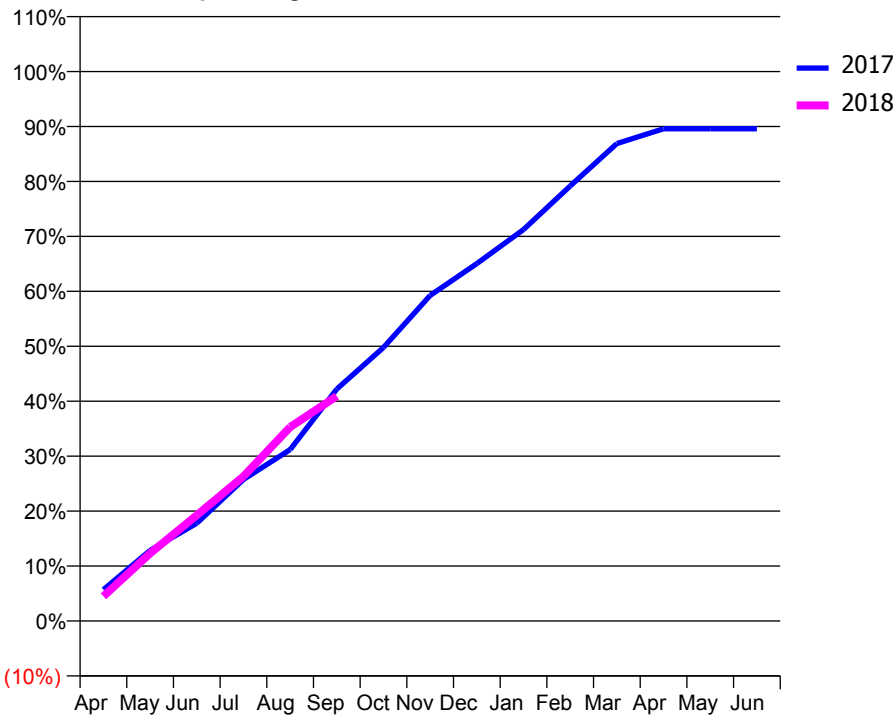
### ACCESS\*

Patients seen in 24 months	Total	Change since previous quarter
Quarter ending September 2016	1,031	
Quarter ending December 2016	995	↓
Quarter ending March 2017	988	→
Quarter ending June 2017	975	↓
Quarter ending September 2017	952	↓
<b>Variance since September 2016</b>	<b>(7.7%)</b>	<b>↓</b>



### ACTIVITY

Cumulative percentage of contracted UDA delivered 2017 & 2018



Month	Adjusted Scheduled Activity (UDA)	
	2017	2018
April	183	144
May	411	394
June	570	616
July	824	842
August	998	1,129
September	1,351	1,309
October	1,593	
November	1,896	
December	2,082	
January	2,280	
February	2,533	
March	2,780	
April	2,866	
May	2,866	
June	2,866	

### QUALITY

	Quantity	Base Number	Contract	AT	Region	England
% of FP17s for the same patient ID Re-attending within 3 months - Children	11	415	2.7%	10.9%	11.6%	11.9%
% of FP17s for the same patient ID Re-attending within 3 months - Adults	53	260	20.4%	14.5%	15.2%	15.9%
% of FP17s for the same patient ID Re-attending between 3 & 9 months - Children	306	415	73.7%	59.2%	59.1%	58.1%
% of FP17s for the same patient ID Re-attending between 3 & 9 months - Adults	153	260	58.8%	48.7%	51.7%	50.6%
% of FP17s for Band 1 Urgent Courses	27	639	4.2%	9.2%	8.0%	9.1%
% of FP17s Relating to Free Repair or Replacements	0	639	0.0%	0.8%	0.8%	0.8%
% of FP17s Relating to Continuations	18	639	2.8%	1.1%	1.0%	1.1%
% of Patients satisfied with the dentistry they have received	1	1	N/A	91.6%	91.5%	91.4%
% of Patients satisfied with the time they had to wait for an appointment	0	1	N/A	86.8%	88.2%	87.7%

\* This is based on patients treated on this contract for their most recent course of treatment. Figures in italics indicate the base number of FP17s or Patient Questionnaire responses are less than 100. N/A is shown where the base number of responses is less than 10 during the period. % is calculated as Quantity/Base number\*100



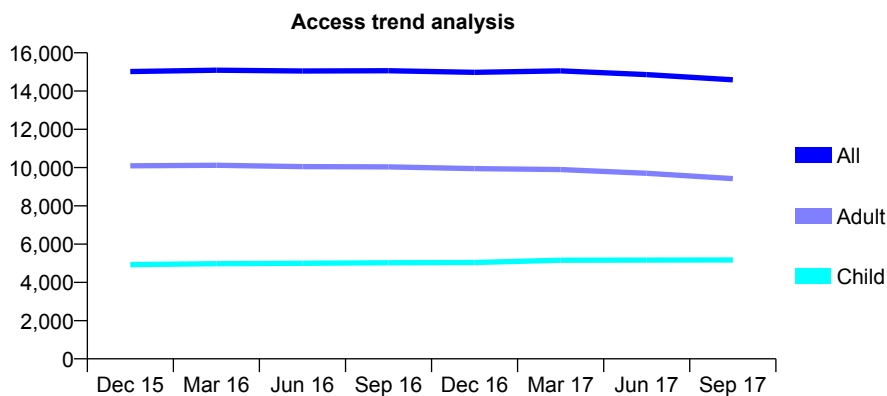
## Q56 - Vital Signs At a Glance Contract Report for 659606/0002 - September 2017

Name or company name	MR RM WADHWANI
Contract type name	GDS Contract
Purpose of contract	General
Contract start date	01/04/2006
Contract end date	

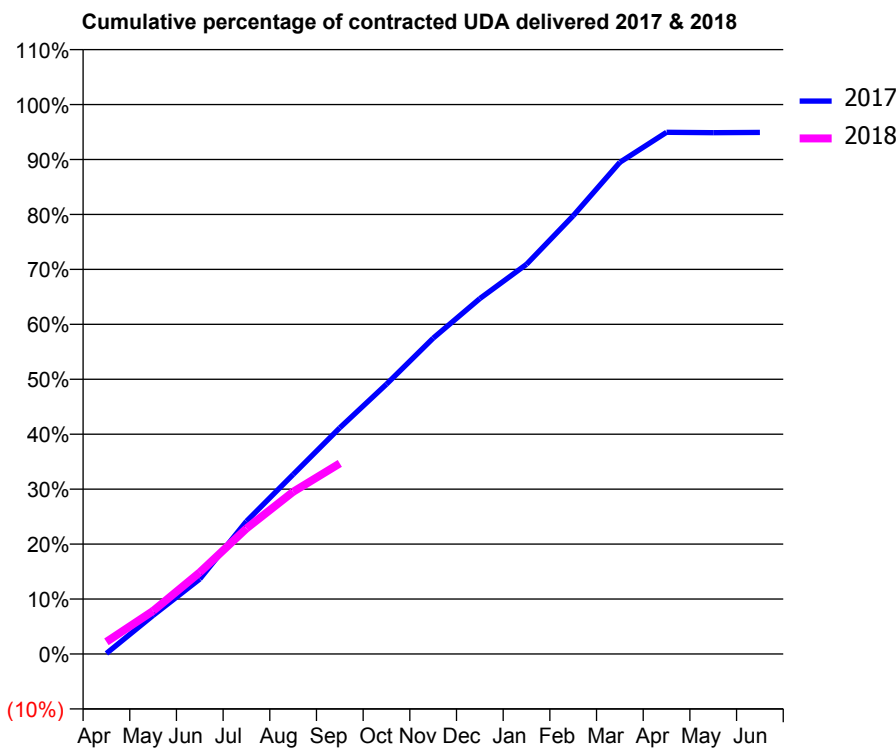
17/18 Contracted general activity (UDA)	31,500
Carry forward general activity (UDA)	0
17/18 Contracted orthodontic activity (UOA)	0
Carry forward orthodontic activity (UOA)	0
Baseline contract value	£910,521.52

### ACCESS\*

Patients seen in 24 months	Total	Change since previous quarter
Quarter ending September 2016	15,060	
Quarter ending December 2016	14,979	→
Quarter ending March 2017	15,052	→
Quarter ending June 2017	14,863	↓
Quarter ending September 2017	14,590	↓
<b>Variance since September 2016</b>	<b>(3.1%)</b>	<b>↓</b>



### ACTIVITY



Month	Adjusted Scheduled Activity (UDA)	
	2017	2018
April	35	696
May	2,210	2,470
June	4,303	4,683
July	7,610	7,194
August	10,290	9,301
September	12,966	10,927
October	15,465	
November	18,102	
December	20,375	
January	22,338	
February	25,122	
March	28,191	
April	29,910	
May	29,883	
June	29,901	

### QUALITY

	Quantity	Base Number	Contract	AT	Region	England
% of FP17s for the same patient ID Re-attending within 3 months - Children	286	3,483	8.2%	10.9%	11.6%	11.9%
% of FP17s for the same patient ID Re-attending within 3 months - Adults	739	5,065	14.6%	14.5%	15.2%	15.9%
% of FP17s for the same patient ID Re-attending between 3 & 9 months - Children	1,859	3,483	53.4%	59.2%	59.1%	58.1%
% of FP17s for the same patient ID Re-attending between 3 & 9 months - Adults	2,266	5,065	44.7%	48.7%	51.7%	50.6%
% of FP17s for Band 1 Urgent Courses	548	6,866	8.0%	9.2%	8.0%	9.1%
% of FP17s Relating to Free Repair or Replacements	48	6,866	0.7%	0.8%	0.8%	0.8%
% of FP17s Relating to Continuations	17	6,866	0.2%	1.1%	1.0%	1.1%
% of Patients satisfied with the dentistry they have received	7	7	N/A	91.6%	91.5%	91.4%
% of Patients satisfied with the time they had to wait for an appointment	5	7	N/A	86.8%	88.2%	87.7%

\* This is based on patients treated on this contract for their most recent course of treatment. Figures in italics indicate the base number of FP17s or Patient Questionnaire responses are less than 100. N/A is shown where the base number of responses is less than 10 during the period. % is calculated as Quantity/Base number\*100

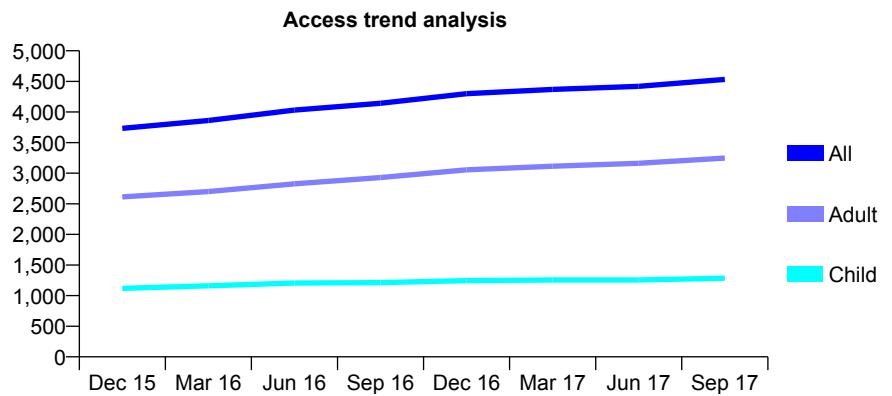
## Q56 - Vital Signs At a Glance Contract Report for 659606/0006 - September 2017

Name or company name	MR RM WADHWANI
Contract type name	GDS Contract
Purpose of contract	General
Contract start date	03/12/2007
Contract end date	

17/18 Contracted general activity (UDA)	10,000
Carry forward general activity (UDA)	-35
17/18 Contracted orthodontic activity (UOA)	0
Carry forward orthodontic activity (UOA)	0
Baseline contract value	£249,517.10

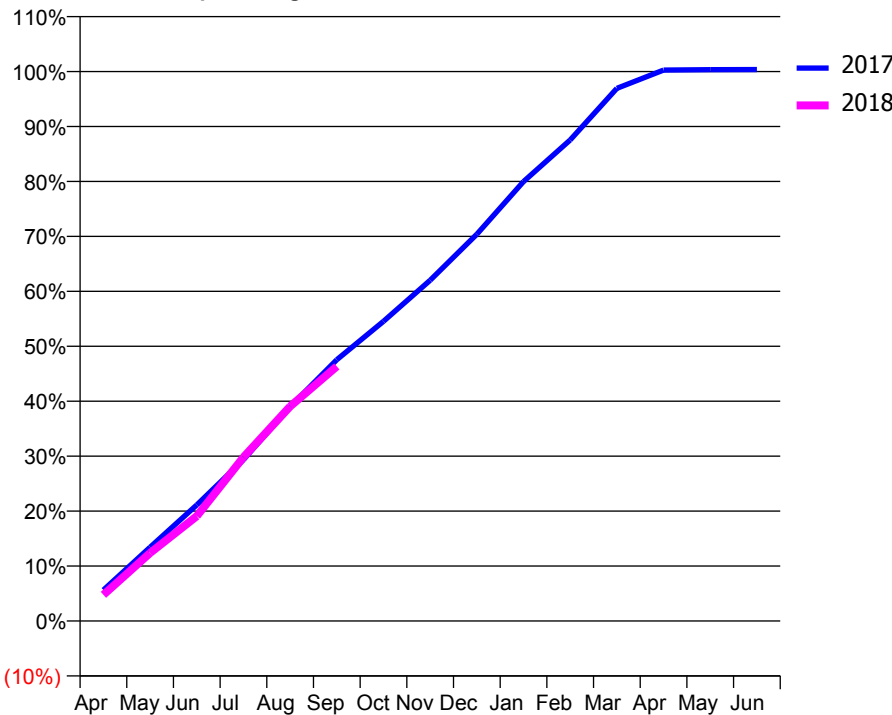
### ACCESS\*

Patients seen in 24 months	Total	Change since previous quarter
Quarter ending September 2016	4,143	
Quarter ending December 2016	4,300	↑
Quarter ending March 2017	4,370	→
Quarter ending June 2017	4,419	→
Quarter ending September 2017	4,532	↑
<b>Variance since September 2016</b>	<b>9.4%</b>	<b>↑</b>



### ACTIVITY

Cumulative percentage of contracted UDA delivered 2017 & 2018



Month	Adjusted Scheduled Activity (UDA)	
	2017	2018
April	565	477
May	1,344	1,240
June	2,112	1,907
July	2,936	2,982
August	3,901	3,906
September	4,756	4,633
October	5,455	
November	6,200	
December	7,038	
January	7,996	
February	8,754	
March	9,694	
April	10,027	
May	10,033	
June	10,035	

### QUALITY

	Quantity	Base Number	Contract	AT	Region	England
% of FP17s for the same patient ID Re-attending within 3 months - Children	38	1,002	3.8%	10.9%	11.6%	11.9%
% of FP17s for the same patient ID Re-attending within 3 months - Adults	310	2,246	13.8%	14.5%	15.2%	15.9%
% of FP17s for the same patient ID Re-attending between 3 & 9 months - Children	646	1,002	64.5%	59.2%	59.1%	58.1%
% of FP17s for the same patient ID Re-attending between 3 & 9 months - Adults	1,215	2,246	54.1%	48.7%	51.7%	50.6%
% of FP17s for Band 1 Urgent Courses	279	3,032	9.2%	9.2%	8.0%	9.1%
% of FP17s Relating to Free Repair or Replacements	29	3,032	1.0%	0.8%	0.8%	0.8%
% of FP17s Relating to Continuations	7	3,032	0.2%	1.1%	1.0%	1.1%
% of Patients satisfied with the dentistry they have received	6	6	N/A	91.6%	91.5%	91.4%
% of Patients satisfied with the time they had to wait for an appointment	5	6	N/A	86.8%	88.2%	87.7%

\* This is based on patients treated on this contract for their most recent course of treatment. Figures in italics indicate the base number of FP17s or Patient Questionnaire responses are less than 100. N/A is shown where the base number of responses is less than 10 during the period. % is calculated as Quantity/Base number\*100

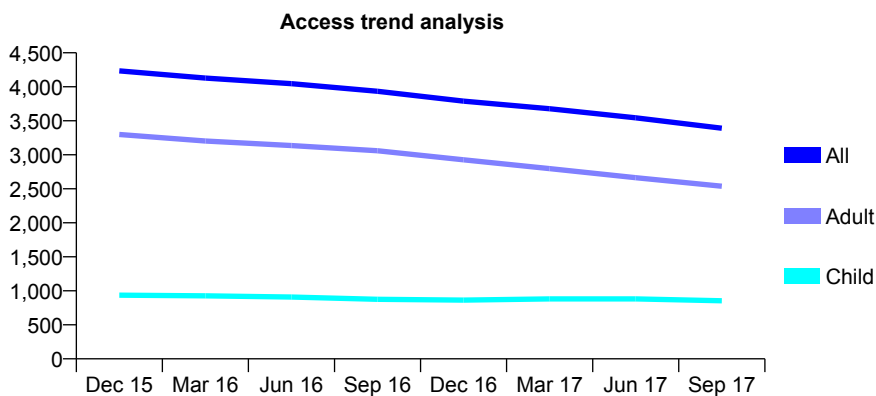
## Q56 - Vital Signs At a Glance Contract Report for 664197/0003 - September 2017

Name or company name	Mobeen Ahmed
Contract type name	GDS Contract
Purpose of contract	General
Contract start date	01/04/2006
Contract end date	

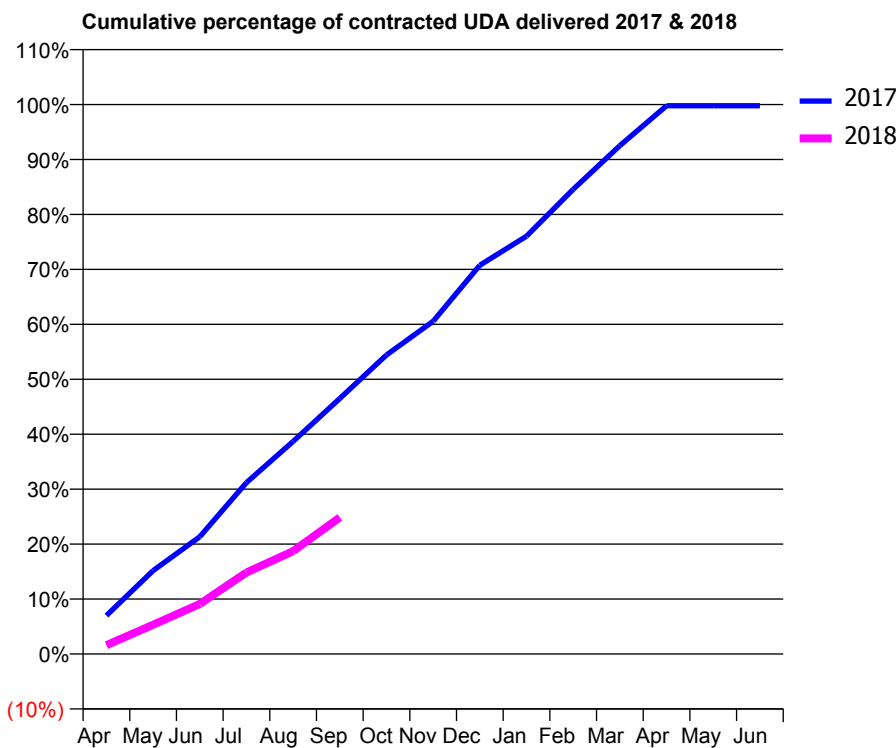
17/18 Contracted general activity (UDA)	10,082
Carry forward general activity (UDA)	23
17/18 Contracted orthodontic activity (UOA)	0
Carry forward orthodontic activity (UOA)	0
Baseline contract value	£256,307.47

### ACCESS\*

Patients seen in 24 months	Total	Change since previous quarter
Quarter ending September 2016	3,935	
Quarter ending December 2016	3,790	↓
Quarter ending March 2017	3,678	↓
Quarter ending June 2017	3,545	↓
Quarter ending September 2017	3,392	↓
<b>Variance since September 2016</b>	<b>(13.8%)</b>	<b>↓</b>



### ACTIVITY



Month	Adjusted Scheduled Activity (UDA)	
	2017	2018
April	707	162
May	1,530	536
June	2,151	920
July	3,146	1,496
August	3,901	1,889
September	4,688	2,507
October	5,486	
November	6,106	
December	7,132	
January	7,667	
February	8,526	
March	9,327	
April	10,058	
May	10,059	
June	10,059	

### QUALITY

	Quantity	Base Number	Contract	AT	Region	England
% of FP17s for the same patient ID Re-attending within 3 months - Children	35	455	7.7%	10.9%	11.6%	11.9%
% of FP17s for the same patient ID Re-attending within 3 months - Adults	106	990	10.7%	14.5%	15.2%	15.9%
% of FP17s for the same patient ID Re-attending between 3 & 9 months - Children	182	455	40.0%	59.2%	59.1%	58.1%
% of FP17s for the same patient ID Re-attending between 3 & 9 months - Adults	450	990	45.5%	48.7%	51.7%	50.6%
% of FP17s for Band 1 Urgent Courses	91	1,165	7.8%	9.2%	8.0%	9.1%
% of FP17s Relating to Free Repair or Replacements	0	1,165	0.0%	0.8%	0.8%	0.8%
% of FP17s Relating to Continuations	0	1,165	0.0%	1.1%	1.0%	1.1%
% of Patients satisfied with the dentistry they have received	1	2	N/A	91.6%	91.5%	91.4%
% of Patients satisfied with the time they had to wait for an appointment	2	2	N/A	86.8%	88.2%	87.7%

\* This is based on patients treated on this contract for their most recent course of treatment. Figures in italics indicate the base number of FP17s or Patient Questionnaire responses are less than 100. N/A is shown where the base number of responses is less than 10 during the period. % is calculated as Quantity/Base number\*100

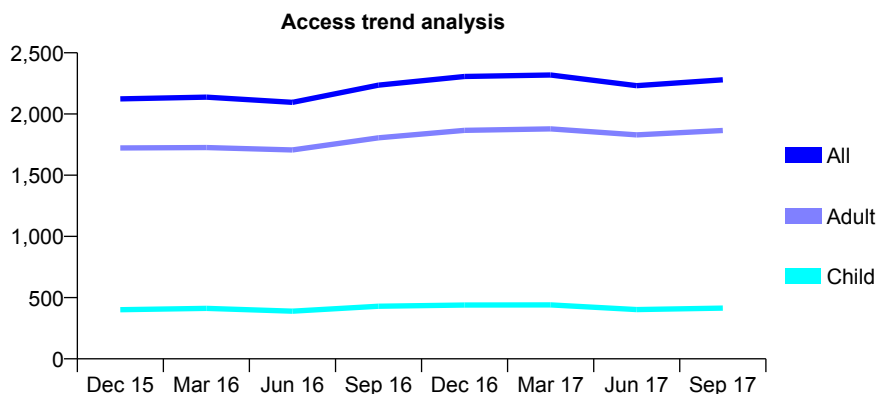
## Q56 - Vital Signs At a Glance Contract Report for 673358/0001 - September 2017

Name or company name	MISS SM WEINACHT
Contract type name	GDS Contract
Purpose of contract	General
Contract start date	01/04/2006
Contract end date	

17/18 Contracted general activity (UDA)	6,271
Carry forward general activity (UDA)	-98
17/18 Contracted orthodontic activity (UOA)	0
Carry forward orthodontic activity (UOA)	0
Baseline contract value	£162,202.85

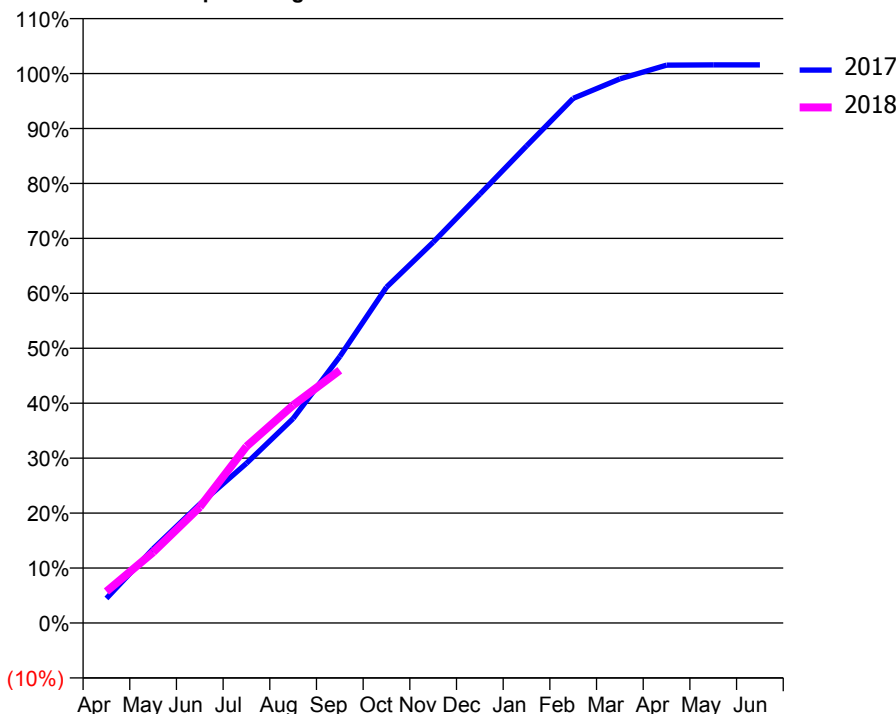
### ACCESS\*

Patients seen in 24 months	Total	Change since previous quarter
Quarter ending September 2016	2,236	
Quarter ending December 2016	2,307	↑
Quarter ending March 2017	2,319	→
Quarter ending June 2017	2,232	↓
Quarter ending September 2017	2,279	↑
<b>Variance since September 2016</b>	<b>1.9%</b>	<b>→</b>



### ACTIVITY

Cumulative percentage of contracted UDA delivered 2017 & 2018



Month	Adjusted Scheduled Activity (UDA)	
	2017	2018
April	280	359
May	846	807
June	1,356	1,324
July	1,823	2,016
August	2,334	2,486
September	3,042	2,885
October	3,833	
November	4,345	
December	4,893	
January	5,445	
February	5,988	
March	6,210	
April	6,367	
May	6,369	
June	6,369	

### QUALITY

	Quantity	Base Number	Contract	AT	Region	England
% of FP17s for the same patient ID Re-attending within 3 months - Children	12	295	4.1%	10.9%	11.6%	11.9%
% of FP17s for the same patient ID Re-attending within 3 months - Adults	115	1,243	9.3%	14.5%	15.2%	15.9%
% of FP17s for the same patient ID Re-attending between 3 & 9 months - Children	171	295	58.0%	59.2%	59.1%	58.1%
% of FP17s for the same patient ID Re-attending between 3 & 9 months - Adults	567	1,243	45.6%	48.7%	51.7%	50.6%
% of FP17s for Band 1 Urgent Courses	111	1,418	7.8%	9.2%	8.0%	9.1%
% of FP17s Relating to Free Repair or Replacements	1	1,418	0.1%	0.8%	0.8%	0.8%
% of FP17s Relating to Continuations	16	1,418	1.1%	1.1%	1.0%	1.1%
% of Patients satisfied with the dentistry they have received	13	13	100.0%	91.6%	91.5%	91.4%
% of Patients satisfied with the time they had to wait for an appointment	13	13	100.0%	86.8%	88.2%	87.7%

\* This is based on patients treated on this contract for their most recent course of treatment. Figures in italics indicate the base number of FP17s or Patient Questionnaire responses are less than 100. N/A is shown where the base number of responses is less than 10 during the period. % is calculated as Quantity/Base number\*100

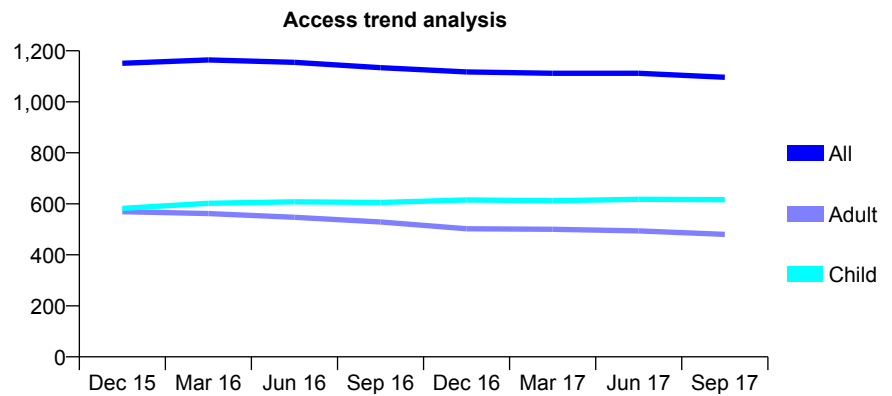
## Q56 - Vital Signs At a Glance Contract Report for 676934/0001 - September 2017

Name or company name	MR C DE LUCCHI
Contract type name	GDS Contract
Purpose of contract	General
Contract start date	01/04/2006
Contract end date	

17/18 Contracted general activity (UDA)	3,925
Carry forward general activity (UDA)	0
17/18 Contracted orthodontic activity (UOA)	0
Carry forward orthodontic activity (UOA)	0
Baseline contract value	£90,825.50

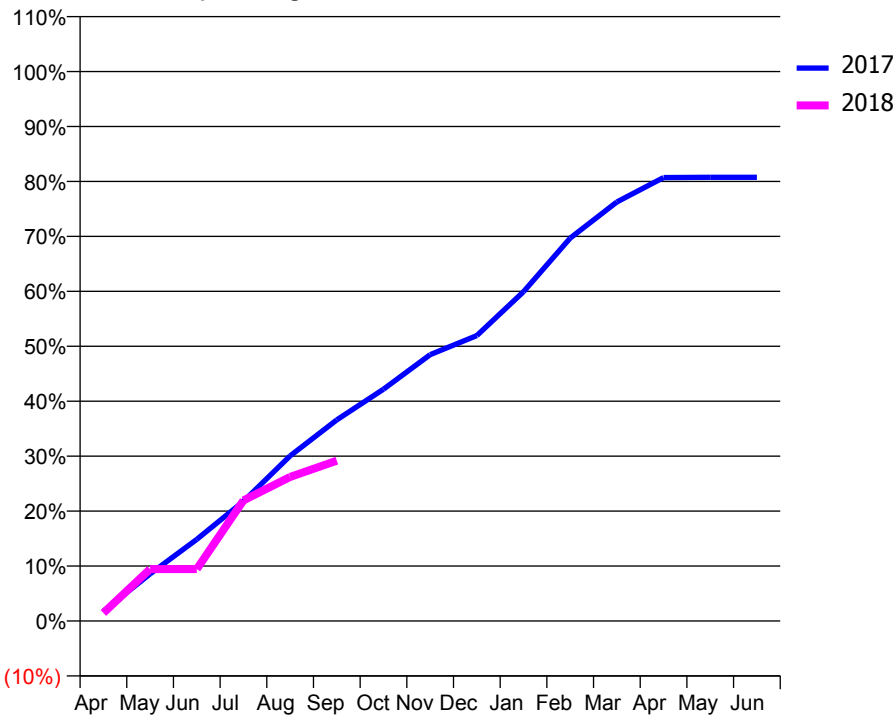
### ACCESS\*

Patients seen in 24 months	Total	Change since previous quarter
Quarter ending September 2016	1,134	
Quarter ending December 2016	1,117	↓
Quarter ending March 2017	1,112	→
Quarter ending June 2017	1,112	→
Quarter ending September 2017	1,096	↓
<b>Variance since September 2016</b>	<b>(3.4%)</b>	<b>↓</b>



### ACTIVITY

Cumulative percentage of contracted UDA delivered 2017 & 2018



Month	Adjusted Scheduled Activity (UDA)	
	2017	2018
April	70	57
May	337	371
June	583	371
July	855	862
August	1,180	1,029
September	1,437	1,145
October	1,656	
November	1,903	
December	2,038	
January	2,353	
February	2,735	
March	2,993	
April	3,168	
May	3,169	
June	3,169	

### QUALITY

	Quantity	Base Number	Contract	AT	Region	England
% of FP17s for the same patient ID Re-attending within 3 months - Children	45	447	10.1%	10.9%	11.6%	11.9%
% of FP17s for the same patient ID Re-attending within 3 months - Adults	52	260	20.0%	14.5%	15.2%	15.9%
% of FP17s for the same patient ID Re-attending between 3 & 9 months - Children	299	447	66.9%	59.2%	59.1%	58.1%
% of FP17s for the same patient ID Re-attending between 3 & 9 months - Adults	150	260	57.7%	48.7%	51.7%	50.6%
% of FP17s for Band 1 Urgent Courses	45	608	7.4%	9.2%	8.0%	9.1%
% of FP17s Relating to Free Repair or Replacements	0	608	0.0%	0.8%	0.8%	0.8%
% of FP17s Relating to Continuations	1	608	0.2%	1.1%	1.0%	1.1%
% of Patients satisfied with the dentistry they have received	0	0	N/A	91.6%	91.5%	91.4%
% of Patients satisfied with the time they had to wait for an appointment	0	0	N/A	86.8%	88.2%	87.7%

\* This is based on patients treated on this contract for their most recent course of treatment. Figures in italics indicate the base number of FP17s or Patient Questionnaire responses are less than 100. N/A is shown where the base number of responses is less than 10 during the period. % is calculated as Quantity/Base number\*100

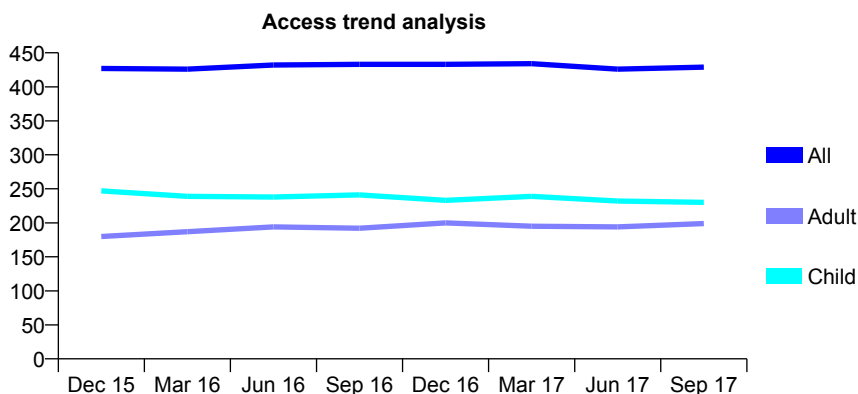
## Q56 - Vital Signs At a Glance Contract Report for 729159/0001 - September 2017

Name or company name	MRS AM RAE
Contract type name	GDS Contract
Purpose of contract	General and Orthodontic
Contract start date	01/04/2006
Contract end date	

17/18 Contracted general activity (UDA)	612
Carry forward general activity (UDA)	-6
17/18 Contracted orthodontic activity (UOA)	709
Carry forward orthodontic activity (UOA)	-20
Baseline contract value	£61,198.41

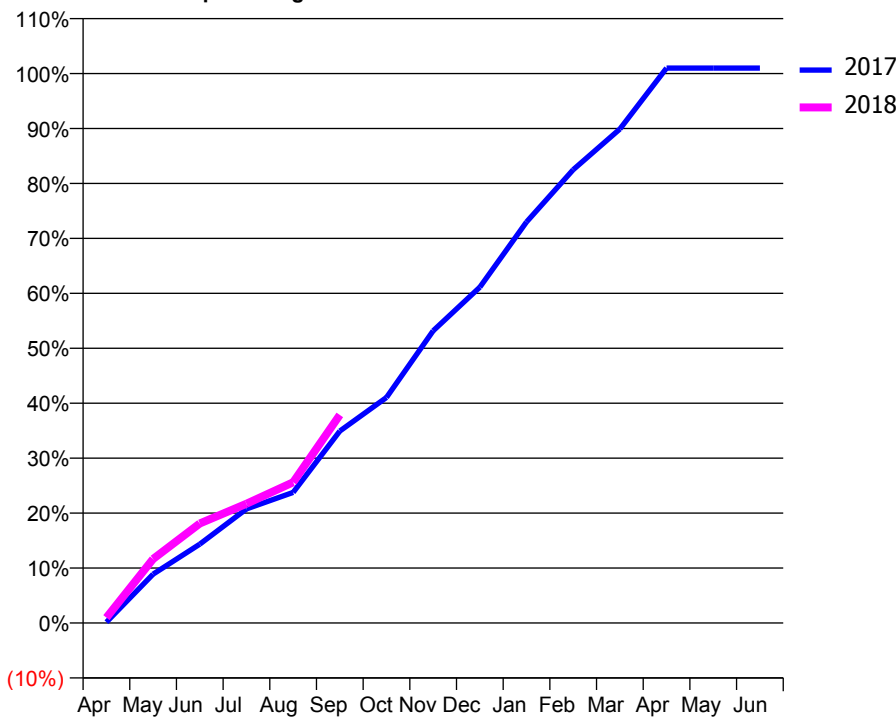
### ACCESS\*

Patients seen in 24 months	Total	Change since previous quarter
Quarter ending September 2016	433	
Quarter ending December 2016	433	→
Quarter ending March 2017	434	→
Quarter ending June 2017	426	↓
Quarter ending September 2017	429	→
<b>Variance since September 2016</b>	<b>(0.9%)</b>	<b>→</b>



### ACTIVITY

Cumulative percentage of contracted UDA delivered 2017 & 2018



Month	Adjusted Scheduled Activity (UDA)	
	2017	2018
April	1	6
May	54	71
June	88	111
July	127	133
August	145	157
September	214	232
October	251	
November	325	
December	374	
January	447	
February	505	
March	550	
April	618	
May	618	
June	618	

### QUALITY

	Quantity	Base Number	Contract	AT	Region	England
% of FP17s for the same patient ID Re-attending within 3 months - Children	5	195	2.6%	10.9%	11.6%	11.9%
% of FP17s for the same patient ID Re-attending within 3 months - Adults	2	93	2.2%	14.5%	15.2%	15.9%
% of FP17s for the same patient ID Re-attending between 3 & 9 months - Children	84	195	43.1%	59.2%	59.1%	58.1%
% of FP17s for the same patient ID Re-attending between 3 & 9 months - Adults	33	93	35.5%	48.7%	51.7%	50.6%
% of FP17s for Band 1 Urgent Courses	4	183	2.2%	9.2%	8.0%	9.1%
% of FP17s Relating to Free Repair or Replacements	0	183	0.0%	0.8%	0.8%	0.8%
% of FP17s Relating to Continuations	0	183	0.0%	1.1%	1.0%	1.1%
% of Patients satisfied with the dentistry they have received	0	0	N/A	91.6%	91.5%	91.4%
% of Patients satisfied with the time they had to wait for an appointment	0	0	N/A	86.8%	88.2%	87.7%

\* This is based on patients treated on this contract for their most recent course of treatment. Figures in italics indicate the base number of FP17s or Patient Questionnaire responses are less than 100. N/A is shown where the base number of responses is less than 10 during the period. % is calculated as Quantity/Base number\*100

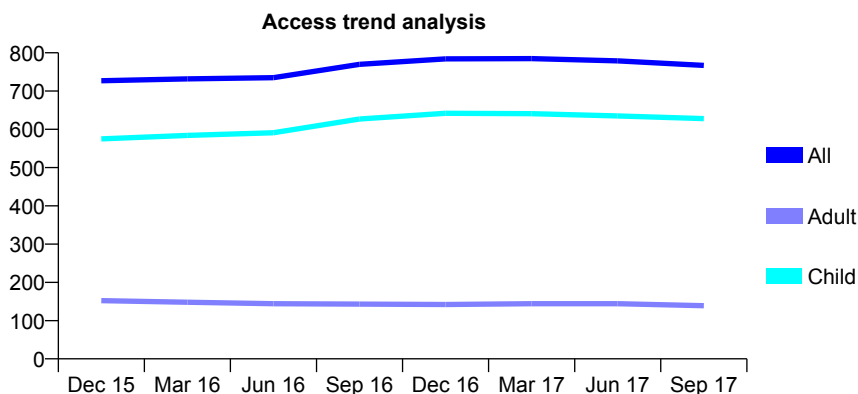
## Q56 - Vital Signs At a Glance Contract Report for 731692/0001 - September 2017

Name or company name	MR MC ACKERMAN
Contract type name	GDS Contract
Purpose of contract	General
Contract start date	01/04/2006
Contract end date	

17/18 Contracted general activity (UDA)	1,721
Carry forward general activity (UDA)	67
17/18 Contracted orthodontic activity (UOA)	0
Carry forward orthodontic activity (UOA)	0
Baseline contract value	£35,968.92

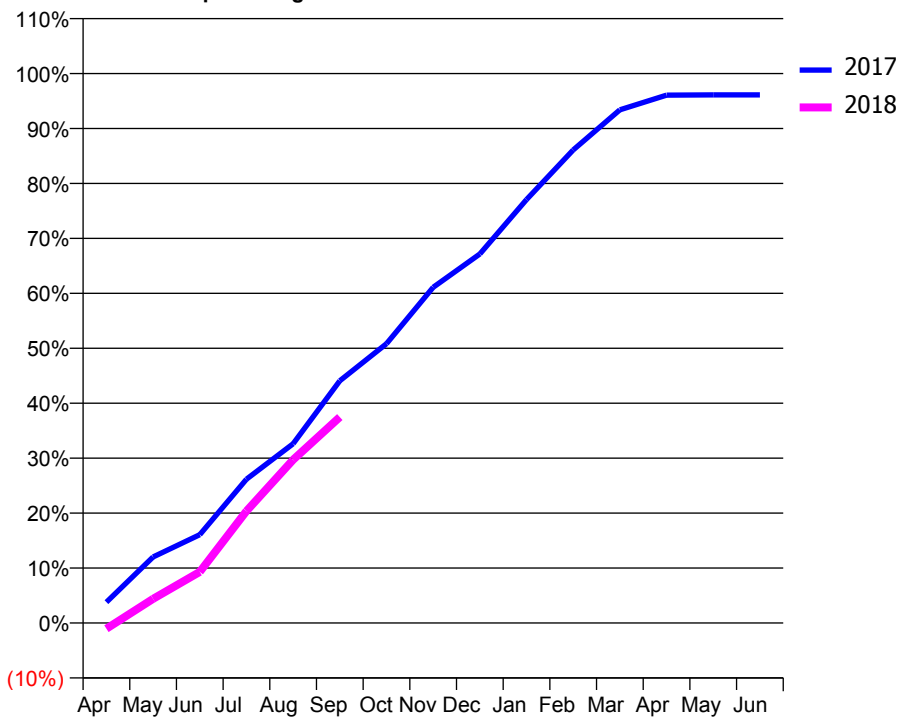
### ACCESS\*

Patients seen in 24 months	Total	Change since previous quarter
Quarter ending September 2016	770	
Quarter ending December 2016	784	→
Quarter ending March 2017	785	→
Quarter ending June 2017	779	→
Quarter ending September 2017	767	↓
<b>Variance since September 2016</b>	<b>(0.4%)</b>	<b>→</b>



### ACTIVITY

Cumulative percentage of contracted UDA delivered 2017 & 2018



Month	Adjusted Scheduled Activity (UDA)	
	2017	2018
April	65	-18
May	207	76
June	277	160
July	451	350
August	561	512
September	759	645
October	875	
November	1,052	
December	1,156	
January	1,326	
February	1,481	
March	1,607	
April	1,653	
May	1,654	
June	1,654	

### QUALITY

	Quantity	Base Number	Contract	AT	Region	England
% of FP17s for the same patient ID Re-attending within 3 months - Children	34	503	6.8%	10.9%	11.6%	11.9%
% of FP17s for the same patient ID Re-attending within 3 months - Adults	7	53	13.2%	14.5%	15.2%	15.9%
% of FP17s for the same patient ID Re-attending between 3 & 9 months - Children	355	503	70.6%	59.2%	59.1%	58.1%
% of FP17s for the same patient ID Re-attending between 3 & 9 months - Adults	34	53	64.2%	48.7%	51.7%	50.6%
% of FP17s for Band 1 Urgent Courses	26	521	5.0%	9.2%	8.0%	9.1%
% of FP17s Relating to Free Repair or Replacements	0	521	0.0%	0.8%	0.8%	0.8%
% of FP17s Relating to Continuations	0	521	0.0%	1.1%	1.0%	1.1%
% of Patients satisfied with the dentistry they have received	1	1	N/A	91.6%	91.5%	91.4%
% of Patients satisfied with the time they had to wait for an appointment	1	1	N/A	86.8%	88.2%	87.7%

\* This is based on patients treated on this contract for their most recent course of treatment. Figures in italics indicate the base number of FP17s or Patient Questionnaire responses are less than 100. N/A is shown where the base number of responses is less than 10 during the period. % is calculated as Quantity/Base number\*100

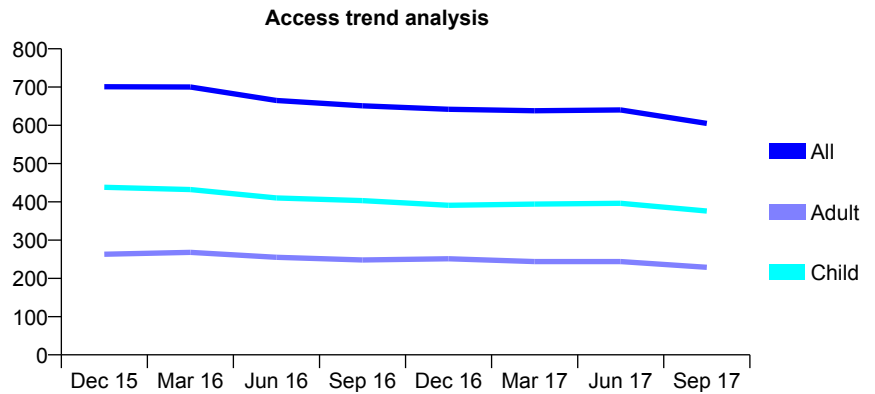
## Q56 - Vital Signs At a Glance Contract Report for 732184/0001 - September 2017

Name or company name	Mr PK McMenemy
Contract type name	GDS Contract
Purpose of contract	General
Contract start date	01/04/2006
Contract end date	

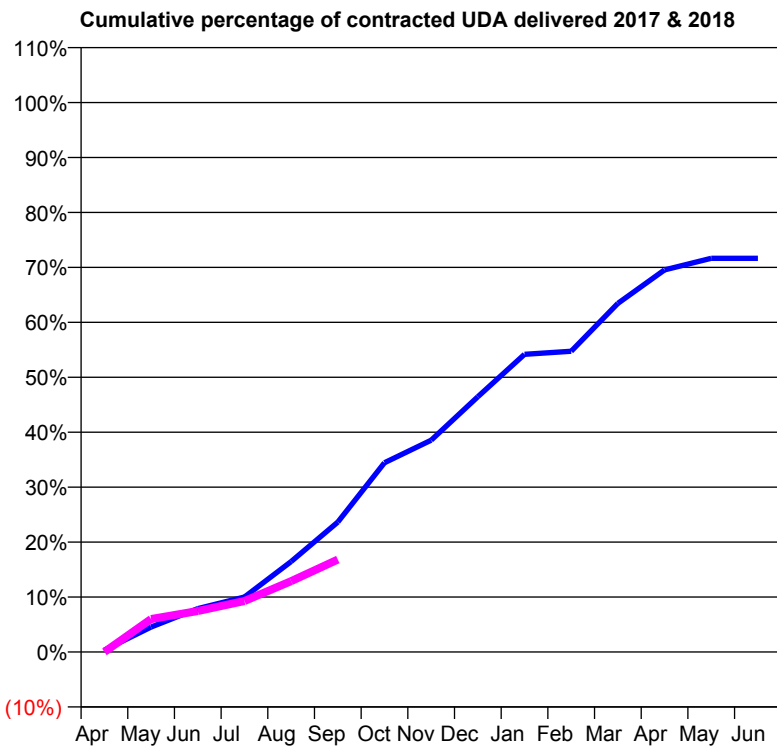
17/18 Contracted general activity (UDA)	1,100
Carry forward general activity (UDA)	0
17/18 Contracted orthodontic activity (UOA)	0
Carry forward orthodontic activity (UOA)	0
Baseline contract value	£29,221.20

### ACCESS\*

Patients seen in 24 months	Total	Change since previous quarter
Quarter ending September 2016	651	
Quarter ending December 2016	642	↓
Quarter ending March 2017	638	→
Quarter ending June 2017	640	→
Quarter ending September 2017	605	↓
<b>Variance since September 2016</b>	<b>(7.1%)</b>	<b>↓</b>



### ACTIVITY



Month	Adjusted Scheduled Activity (UDA)	
	2017	2018
April	4	0
May	50	66
June	87	82
July	110	102
August	181	142
September	260	185
October	379	
November	424	
December	511	
January	596	
February	602	
March	698	
April	765	
May	788	
June	788	

### QUALITY

	Quantity	Base Number	Contract	AT	Region	England
% of FP17s for the same patient ID Re-attending within 3 months - Children	8	204	3.9%	10.9%	11.6%	11.9%
% of FP17s for the same patient ID Re-attending within 3 months - Adults	1	73	1.4%	14.5%	15.2%	15.9%
% of FP17s for the same patient ID Re-attending between 3 & 9 months - Children	106	204	52.0%	59.2%	59.1%	58.1%
% of FP17s for the same patient ID Re-attending between 3 & 9 months - Adults	37	73	50.7%	48.7%	51.7%	50.6%
% of FP17s for Band 1 Urgent Courses	0	201	0.0%	9.2%	8.0%	9.1%
% of FP17s Relating to Free Repair or Replacements	0	201	0.0%	0.8%	0.8%	0.8%
% of FP17s Relating to Continuations	0	201	0.0%	1.1%	1.0%	1.1%
% of Patients satisfied with the dentistry they have received	0	0	N/A	91.6%	91.5%	91.4%
% of Patients satisfied with the time they had to wait for an appointment	0	0	N/A	86.8%	88.2%	87.7%

\* This is based on patients treated on this contract for their most recent course of treatment. Figures in italics indicate the base number of FP17s or Patient Questionnaire responses are less than 100. N/A is shown where the base number of responses is less than 10 during the period. % is calculated as Quantity/Base number\*100



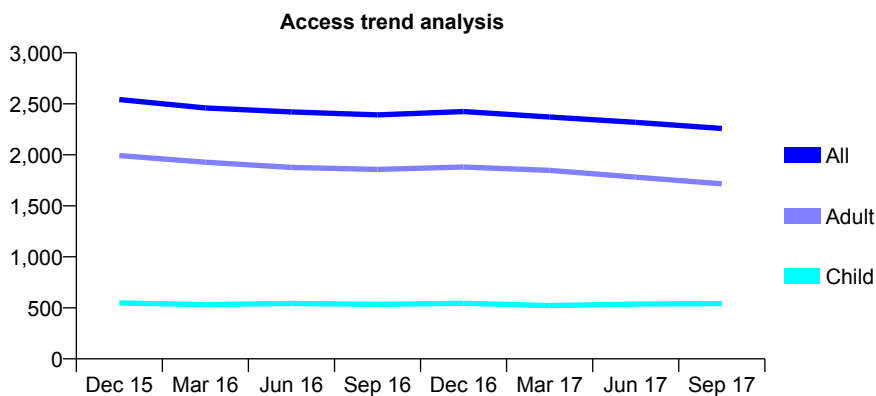
## Q56 - Vital Signs At a Glance Contract Report for 732524/0001 - September 2017

Name or company name	MR PG MULLINS
Contract type name	GDS Contract
Purpose of contract	General
Contract start date	01/04/2006
Contract end date	

17/18 Contracted general activity (UDA)	5,240
Carry forward general activity (UDA)	-99
17/18 Contracted orthodontic activity (UOA)	0
Carry forward orthodontic activity (UOA)	0
Baseline contract value	£169,639.81

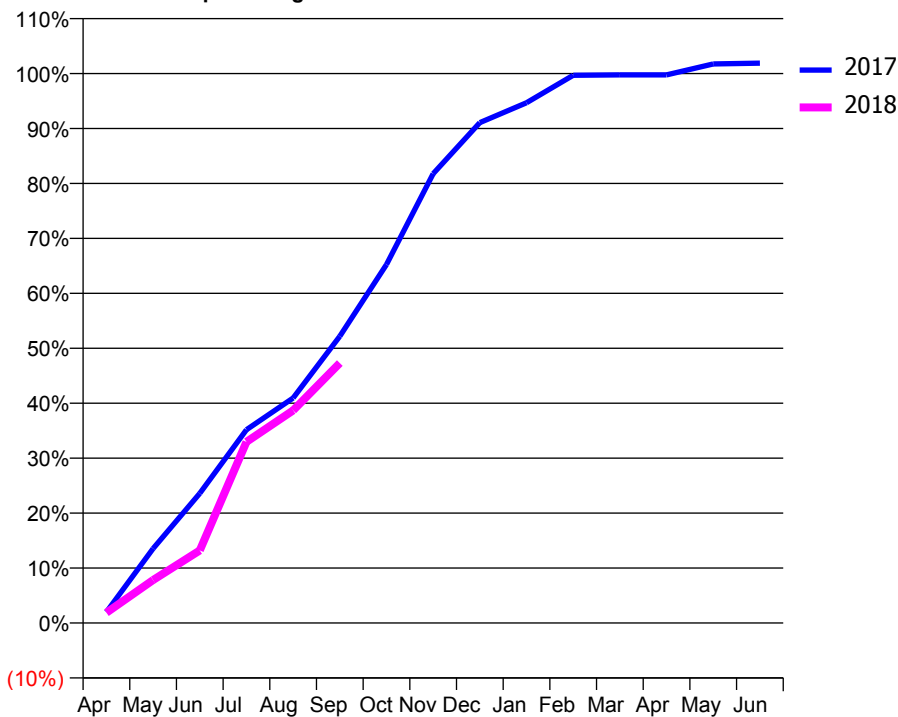
### ACCESS\*

Patients seen in 24 months	Total	Change since previous quarter
Quarter ending September 2016	2,391	
Quarter ending December 2016	2,424	→
Quarter ending March 2017	2,370	↓
Quarter ending June 2017	2,318	↓
Quarter ending September 2017	2,258	↓
<b>Variance since September 2016</b>	<b>(5.6%)</b>	<b>↓</b>



### ACTIVITY

Cumulative percentage of contracted UDA delivered 2017 & 2018



Adjusted Scheduled Activity (UDA)

Month	2017	2018
April	105	99
May	711	410
June	1,236	692
July	1,843	1,727
August	2,146	2,028
September	2,735	2,479
October	3,418	
November	4,284	
December	4,772	
January	4,961	
February	5,223	
March	5,227	
April	5,227	
May	5,331	
June	5,339	

### QUALITY

	Quantity	Base Number	Contract	AT	Region	England
% of FP17s for the same patient ID Re-attending within 3 months - Children	65	591	11.0%	10.9%	11.6%	11.9%
% of FP17s for the same patient ID Re-attending within 3 months - Adults	213	810	26.3%	14.5%	15.2%	15.9%
% of FP17s for the same patient ID Re-attending between 3 & 9 months - Children	396	591	67.0%	59.2%	59.1%	58.1%
% of FP17s for the same patient ID Re-attending between 3 & 9 months - Adults	314	810	38.8%	48.7%	51.7%	50.6%
% of FP17s for Band 1 Urgent Courses	106	1,367	7.8%	9.2%	8.0%	9.1%
% of FP17s Relating to Free Repair or Replacements	39	1,367	2.9%	0.8%	0.8%	0.8%
% of FP17s Relating to Continuations	14	1,367	1.0%	1.1%	1.0%	1.1%
% of Patients satisfied with the dentistry they have received	11	11	100.0%	91.6%	91.5%	91.4%
% of Patients satisfied with the time they had to wait for an appointment	10	11	90.9%	86.8%	88.2%	87.7%

\* This is based on patients treated on this contract for their most recent course of treatment. Figures in italics indicate the base number of FP17s or Patient Questionnaire responses are less than 100. N/A is shown where the base number of responses is less than 10 during the period. % is calculated as Quantity/Base number\*100

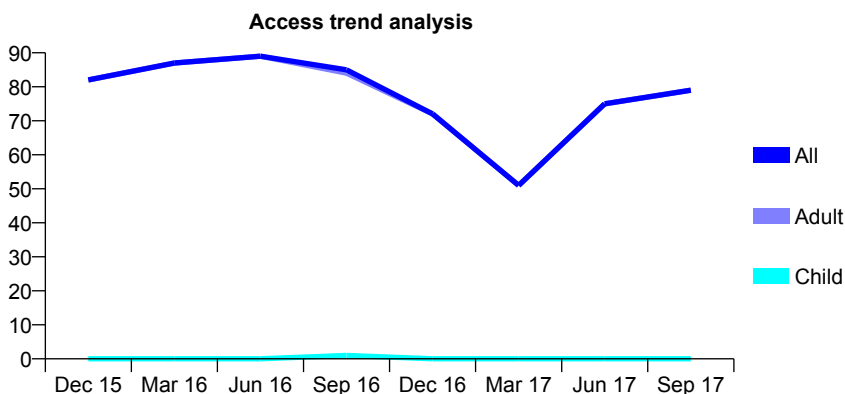
## Q56 - Vital Signs At a Glance Contract Report for 732524/0002 - September 2017

Name or company name	MR PG MULLINS
Contract type name	PDS Contract
Purpose of contract	General
Contract start date	18/05/2006
Contract end date	31/03/2020

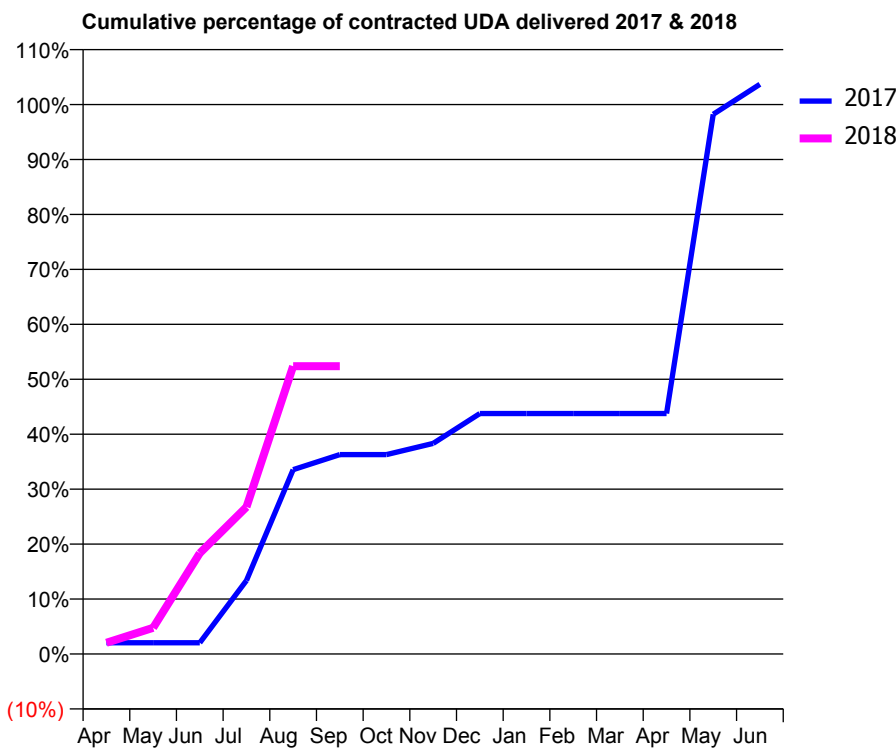
17/18 Contracted general activity (UDA)	441
Carry forward general activity (UDA)	-9
17/18 Contracted orthodontic activity (UOA)	0
Carry forward orthodontic activity (UOA)	0
Baseline contract value	£32,392.89

### ACCESS\*

Patients seen in 24 months	Total	Change since previous quarter
Quarter ending September 2016	85	
Quarter ending December 2016	72	↓
Quarter ending March 2017	51	↓
Quarter ending June 2017	75	↑
Quarter ending September 2017	79	↑
<b>Variance since September 2016</b>	<b>(7.1%)</b>	<b>↓</b>



### ACTIVITY



Month	Adjusted Scheduled Activity (UDA)	
	2017	2018
April	9	9
May	9	21
June	9	81
July	59	118
August	148	231
September	160	231
October	160	
November	169	
December	193	
January	193	
February	193	
March	193	
April	193	
May	433	
June	457	

### QUALITY

	Quantity	Base Number	Contract	AT	Region	England
% of FP17s for the same patient ID Re-attending within 3 months - Children	0	0	N/A	10.9%	11.6%	11.9%
% of FP17s for the same patient ID Re-attending within 3 months - Adults	13	68	19.1%	14.5%	15.2%	15.9%
% of FP17s for the same patient ID Re-attending between 3 & 9 months - Children	0	0	N/A	59.2%	59.1%	58.1%
% of FP17s for the same patient ID Re-attending between 3 & 9 months - Adults	6	68	8.8%	48.7%	51.7%	50.6%
% of FP17s for Band 1 Urgent Courses	0	25	0.0%	9.2%	8.0%	9.1%
% of FP17s Relating to Free Repair or Replacements	0	25	0.0%	0.8%	0.8%	0.8%
% of FP17s Relating to Continuations	0	25	0.0%	1.1%	1.0%	1.1%
% of Patients satisfied with the dentistry they have received	0	0	N/A	91.6%	91.5%	91.4%
% of Patients satisfied with the time they had to wait for an appointment	0	0	N/A	86.8%	88.2%	87.7%

\* This is based on patients treated on this contract for their most recent course of treatment. Figures in italics indicate the base number of FP17s or Patient Questionnaire responses are less than 100. N/A is shown where the base number of responses is less than 10 during the period. % is calculated as Quantity/Base number\*100

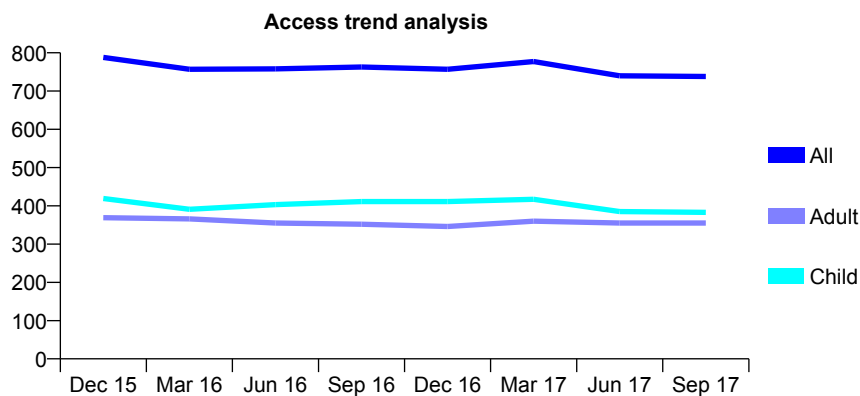
## Q56 - Vital Signs At a Glance Contract Report for 736619/0001 - September 2017

Name or company name	MR DB BUCHANAN
Contract type name	PDS Contract
Purpose of contract	General and Orthodontic
Contract start date	01/08/2010
Contract end date	31/03/2018

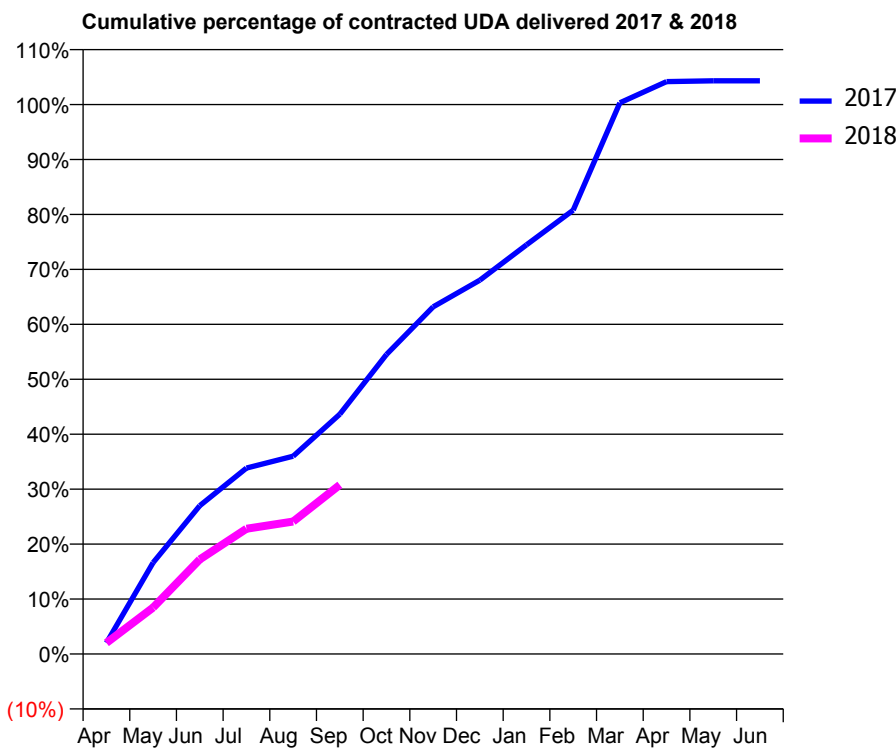
17/18 Contracted general activity (UDA)	1,628
Carry forward general activity (UDA)	-33
17/18 Contracted orthodontic activity (UOA)	1,257
Carry forward orthodontic activity (UOA)	2
Baseline contract value	£127,555.15

### ACCESS\*

Patients seen in 24 months	Total	Change since previous quarter
Quarter ending September 2016	763	
Quarter ending December 2016	757	→
Quarter ending March 2017	777	↑
Quarter ending June 2017	740	↓
Quarter ending September 2017	738	→
<b>Variance since September 2016</b>	<b>(3.3%)</b>	<b>↓</b>



### ACTIVITY



Adjusted Scheduled Activity (UDA)		
Month	2017	2018
April	33	33
May	271	138
June	440	280
July	551	371
August	586	392
September	711	501
October	887	
November	1,028	
December	1,108	
January	1,212	
February	1,315	
March	1,633	
April	1,696	
May	1,698	
June	1,698	

### QUALITY

	Quantity	Base Number	Contract	AT	Region	England
% of FP17s for the same patient ID Re-attending within 3 months - Children	37	271	13.7%	10.9%	11.6%	11.9%
% of FP17s for the same patient ID Re-attending within 3 months - Adults	10	116	8.6%	14.5%	15.2%	15.9%
% of FP17s for the same patient ID Re-attending between 3 & 9 months - Children	149	271	55.0%	59.2%	59.1%	58.1%
% of FP17s for the same patient ID Re-attending between 3 & 9 months - Adults	39	116	33.6%	48.7%	51.7%	50.6%
% of FP17s for Band 1 Urgent Courses	20	313	6.4%	9.2%	8.0%	9.1%
% of FP17s Relating to Free Repair or Replacements	1	313	0.3%	0.8%	0.8%	0.8%
% of FP17s Relating to Continuations	3	313	1.0%	1.1%	1.0%	1.1%
% of Patients satisfied with the dentistry they have received	0	0	N/A	91.6%	91.5%	91.4%
% of Patients satisfied with the time they had to wait for an appointment	0	0	N/A	86.8%	88.2%	87.7%

\* This is based on patients treated on this contract for their most recent course of treatment. Figures in italics indicate the base number of FP17s or Patient Questionnaire responses are less than 100. N/A is shown where the base number of responses is less than 10 during the period. % is calculated as Quantity/Base number\*100

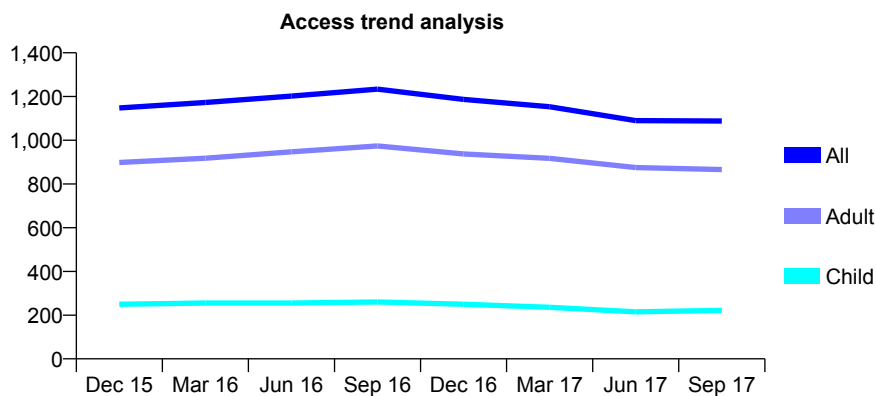
## Q56 - Vital Signs At a Glance Contract Report for 740233/0001 - September 2017

Name or company name	MR ML CROWE
Contract type name	GDS Contract
Purpose of contract	General
Contract start date	01/04/2006
Contract end date	

17/18 Contracted general activity (UDA)	3,547
Carry forward general activity (UDA)	-9
17/18 Contracted orthodontic activity (UOA)	0
Carry forward orthodontic activity (UOA)	0
Baseline contract value	£88,947.74

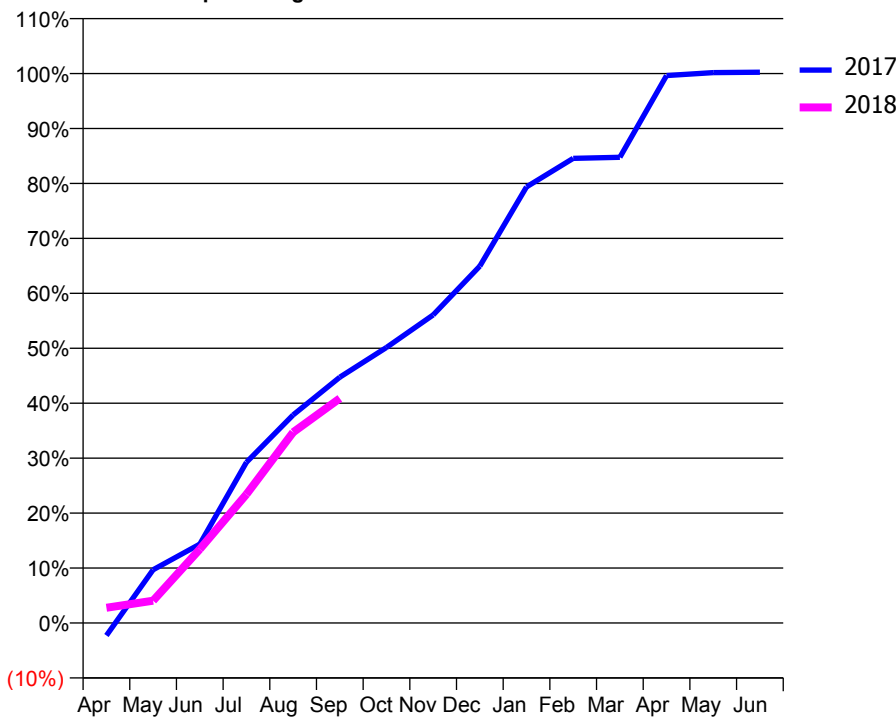
### ACCESS\*

Patients seen in 24 months	Total	Change since previous quarter
Quarter ending September 2016	1,234	
Quarter ending December 2016	1,187	↓
Quarter ending March 2017	1,153	↓
Quarter ending June 2017	1,090	↓
Quarter ending September 2017	1,088	→
<b>Variance since September 2016</b>	<b>(11.8%)</b>	<b>↓</b>



### ACTIVITY

Cumulative percentage of contracted UDA delivered 2017 & 2018



Month	Adjusted Scheduled Activity (UDA)	
	2017	2018
April	-81	99
May	344	145
June	509	477
July	1,038	831
August	1,343	1,231
September	1,587	1,450
October	1,778	
November	1,989	
December	2,304	
January	2,815	
February	2,999	
March	3,006	
April	3,534	
May	3,553	
June	3,556	

### QUALITY

	Quantity	Base Number	Contract	AT	Region	England
% of FP17s for the same patient ID Re-attending within 3 months - Children	4	128	3.1%	10.9%	11.6%	11.9%
% of FP17s for the same patient ID Re-attending within 3 months - Adults	23	408	5.6%	14.5%	15.2%	15.9%
% of FP17s for the same patient ID Re-attending between 3 & 9 months - Children	14	128	10.9%	59.2%	59.1%	58.1%
% of FP17s for the same patient ID Re-attending between 3 & 9 months - Adults	76	408	18.6%	48.7%	51.7%	50.6%
% of FP17s for Band 1 Urgent Courses	85	382	22.3%	9.2%	8.0%	9.1%
% of FP17s Relating to Free Repair or Replacements	1	382	0.3%	0.8%	0.8%	0.8%
% of FP17s Relating to Continuations	0	382	0.0%	1.1%	1.0%	1.1%
% of Patients satisfied with the dentistry they have received	7	7	N/A	91.6%	91.5%	91.4%
% of Patients satisfied with the time they had to wait for an appointment	7	7	N/A	86.8%	88.2%	87.7%

\* This is based on patients treated on this contract for their most recent course of treatment. Figures in italics indicate the base number of FP17s or Patient Questionnaire responses are less than 100. N/A is shown where the base number of responses is less than 10 during the period. % is calculated as Quantity/Base number\*100

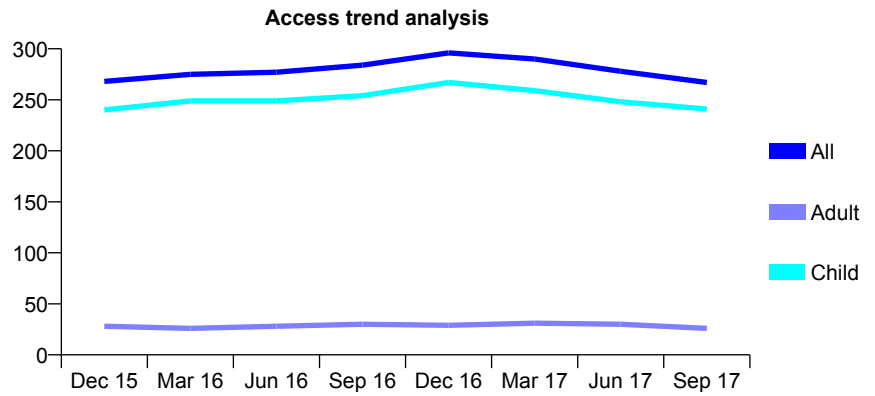
## Q56 - Vital Signs At a Glance Contract Report for 740985/0001 - September 2017

Name or company name	MR B WILKINSON
Contract type name	GDS Contract
Purpose of contract	General
Contract start date	01/04/2006
Contract end date	

17/18 Contracted general activity (UDA)	340
Carry forward general activity (UDA)	-7
17/18 Contracted orthodontic activity (UOA)	0
Carry forward orthodontic activity (UOA)	0
Baseline contract value	£7,614.08

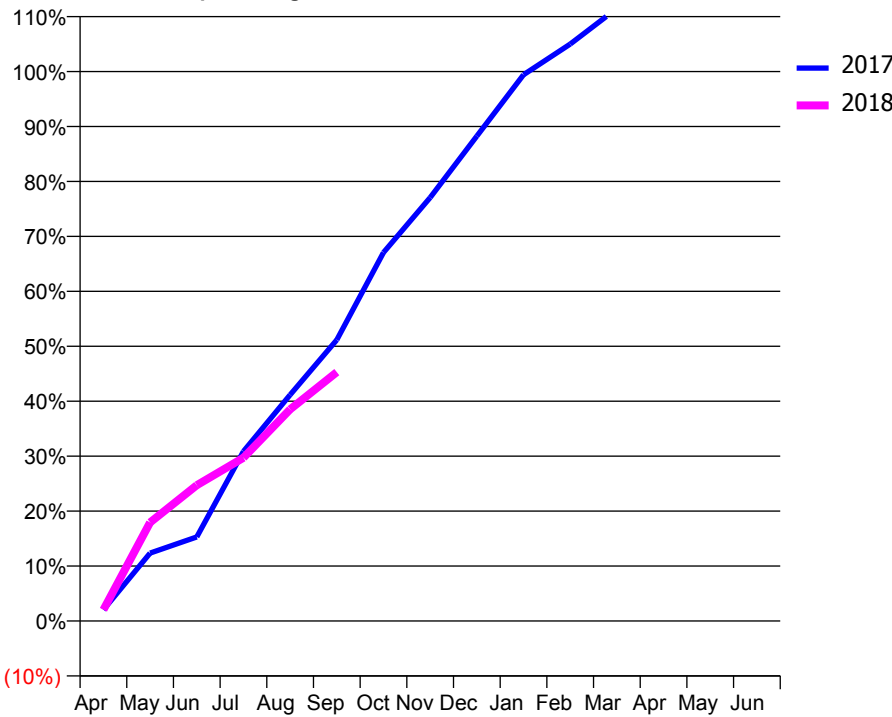
### ACCESS\*

Patients seen in 24 months	Total	Change since previous quarter
Quarter ending September 2016	284	
Quarter ending December 2016	296	↑
Quarter ending March 2017	290	↓
Quarter ending June 2017	278	↓
Quarter ending September 2017	267	↓
<b>Variance since September 2016</b>	<b>(6.0%)</b>	<b>↓</b>



### ACTIVITY

Cumulative percentage of contracted UDA delivered 2017 & 2018



Month	Adjusted Scheduled Activity (UDA)	
	2017	2018
April	7	7
May	42	61
June	52	84
July	105	101
August	140	131
September	174	154
October	228	
November	262	
December	300	
January	338	
February	357	
March	379	
April	384	
May	402	
June	402	

### QUALITY

	Quantity	Base Number	Contract	AT	Region	England
% of FP17s for the same patient ID Re-attending within 3 months - Children	7	152	4.6%	10.9%	11.6%	11.9%
% of FP17s for the same patient ID Re-attending within 3 months - Adults	1	5	20.0%	14.5%	15.2%	15.9%
% of FP17s for the same patient ID Re-attending between 3 & 9 months - Children	100	152	65.8%	59.2%	59.1%	58.1%
% of FP17s for the same patient ID Re-attending between 3 & 9 months - Adults	3	5	60.0%	48.7%	51.7%	50.6%
% of FP17s for Band 1 Urgent Courses	0	134	0.0%	9.2%	8.0%	9.1%
% of FP17s Relating to Free Repair or Replacements	0	134	0.0%	0.8%	0.8%	0.8%
% of FP17s Relating to Continuations	0	134	0.0%	1.1%	1.0%	1.1%
% of Patients satisfied with the dentistry they have received	0	0	N/A	91.6%	91.5%	91.4%
% of Patients satisfied with the time they had to wait for an appointment	0	0	N/A	86.8%	88.2%	87.7%

\* This is based on patients treated on this contract for their most recent course of treatment. Figures in italics indicate the base number of FP17s or Patient Questionnaire responses are less than 100. N/A is shown where the base number of responses is less than 10 during the period. % is calculated as Quantity/Base number\*100

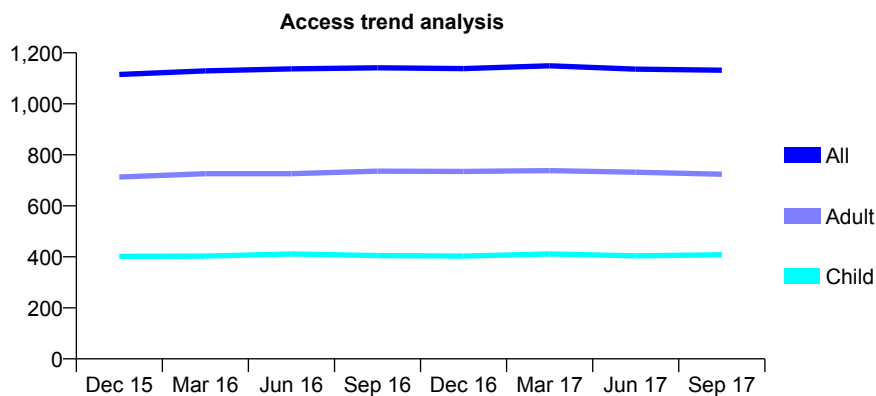
## Q56 - Vital Signs At a Glance Contract Report for 741965/0001 - September 2017

Name or company name	MR SR ELPHICK
Contract type name	GDS Contract
Purpose of contract	General
Contract start date	01/04/2006
Contract end date	

17/18 Contracted general activity (UDA)	3,000
Carry forward general activity (UDA)	33
17/18 Contracted orthodontic activity (UOA)	0
Carry forward orthodontic activity (UOA)	0
Baseline contract value	£68,747.31

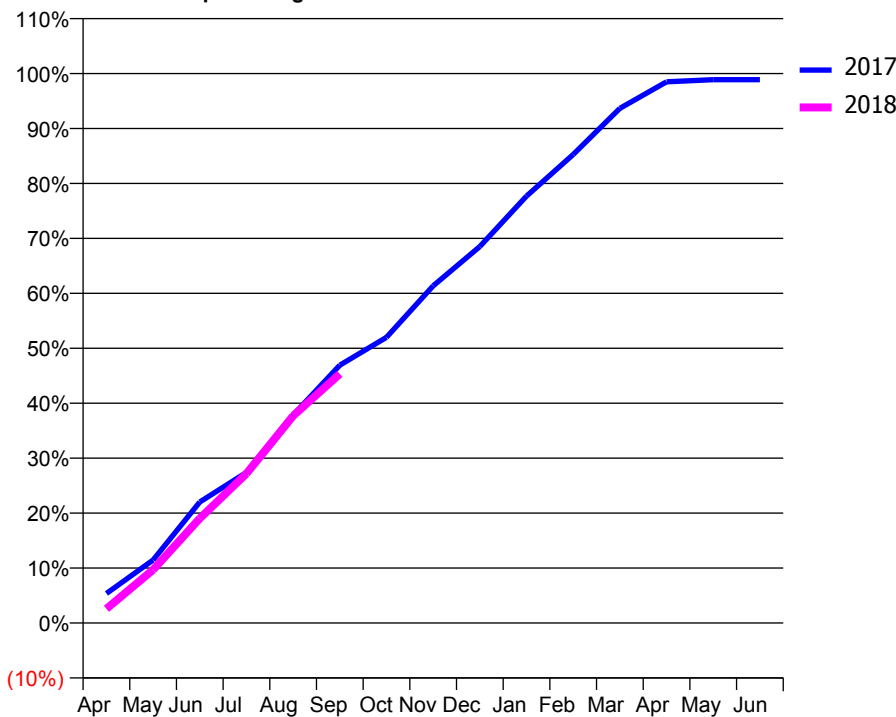
### ACCESS\*

Patients seen in 24 months	Total	Change since previous quarter
Quarter ending September 2016	1,141	
Quarter ending December 2016	1,138	→
Quarter ending March 2017	1,149	→
Quarter ending June 2017	1,136	↓
Quarter ending September 2017	1,132	→
<b>Variance since September 2016</b>	<b>(0.8%)</b>	<b>→</b>



### ACTIVITY

Cumulative percentage of contracted UDA delivered 2017 & 2018



Adjusted Scheduled Activity (UDA)

Month	2017	2018
April	161	77
May	344	291
June	661	571
July	823	816
August	1,135	1,131
September	1,407	1,360
October	1,560	
November	1,841	
December	2,056	
January	2,331	
February	2,558	
March	2,810	
April	2,955	
May	2,967	
June	2,967	

### QUALITY

	Quantity	Base Number	Contract	AT	Region	England
% of FP17s for the same patient ID Re-attending within 3 months - Children	23	347	6.6%	10.9%	11.6%	11.9%
% of FP17s for the same patient ID Re-attending within 3 months - Adults	77	555	13.9%	14.5%	15.2%	15.9%
% of FP17s for the same patient ID Re-attending between 3 & 9 months - Children	231	347	66.6%	59.2%	59.1%	58.1%
% of FP17s for the same patient ID Re-attending between 3 & 9 months - Adults	361	555	65.0%	48.7%	51.7%	50.6%
% of FP17s for Band 1 Urgent Courses	37	810	4.6%	9.2%	8.0%	9.1%
% of FP17s Relating to Free Repair or Replacements	0	810	0.0%	0.8%	0.8%	0.8%
% of FP17s Relating to Continuations	7	810	0.9%	1.1%	1.0%	1.1%
% of Patients satisfied with the dentistry they have received	1	1	N/A	91.6%	91.5%	91.4%
% of Patients satisfied with the time they had to wait for an appointment	1	1	N/A	86.8%	88.2%	87.7%

\* This is based on patients treated on this contract for their most recent course of treatment. Figures in italics indicate the base number of FP17s or Patient Questionnaire responses are less than 100. N/A is shown where the base number of responses is less than 10 during the period. % is calculated as Quantity/Base number\*100

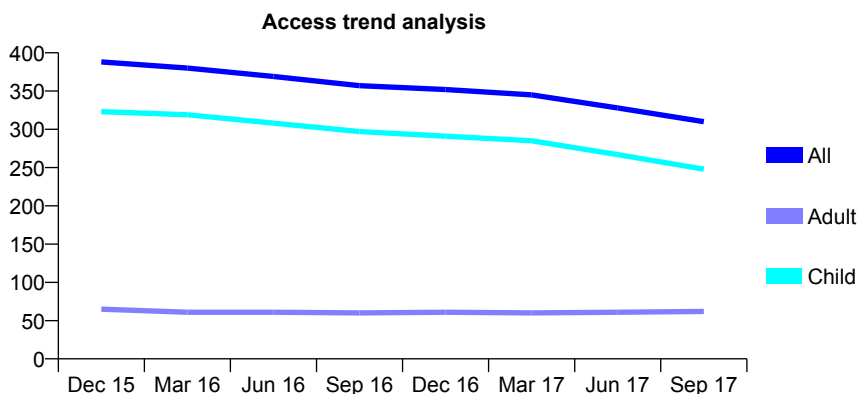
## Q56 - Vital Signs At a Glance Contract Report for 749885/0001 - September 2017

Name or company name	MR CN TAYLOR
Contract type name	GDS Contract
Purpose of contract	General
Contract start date	01/04/2006
Contract end date	

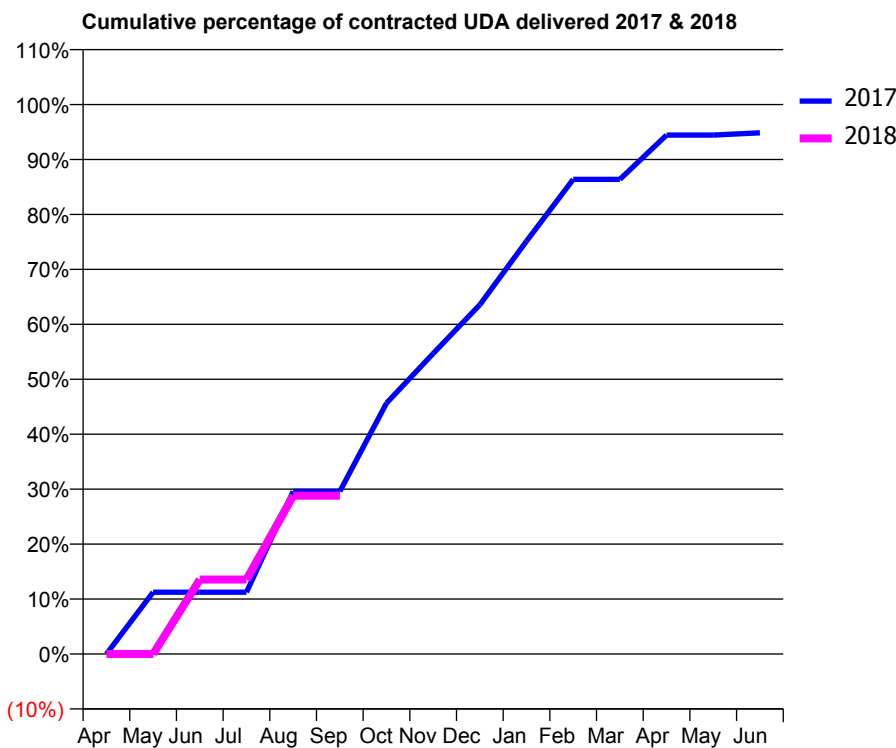
17/18 Contracted general activity (UDA)	700
Carry forward general activity (UDA)	0
17/18 Contracted orthodontic activity (UOA)	0
Carry forward orthodontic activity (UOA)	0
Baseline contract value	£20,157.44

### ACCESS\*

Patients seen in 24 months	Total	Change since previous quarter
Quarter ending September 2016	357	
Quarter ending December 2016	352	↓
Quarter ending March 2017	345	↓
Quarter ending June 2017	328	↓
Quarter ending September 2017	310	↓
<b>Variance since September 2016</b>	<b>(13.2%)</b>	<b>↓</b>



### ACTIVITY



Month	Adjusted Scheduled Activity (UDA)	
	2017	2018
April	0	0
May	79	0
June	79	95
July	79	95
August	207	202
September	207	202
October	320	
November	383	
December	445	
January	526	
February	605	
March	605	
April	661	
May	661	
June	664	

### QUALITY

	Quantity	Base Number	Contract	AT	Region	England
% of FP17s for the same patient ID Re-attending within 3 months - Children	12	217	5.5%	10.9%	11.6%	11.9%
% of FP17s for the same patient ID Re-attending within 3 months - Adults	0	17	0.0%	14.5%	15.2%	15.9%
% of FP17s for the same patient ID Re-attending between 3 & 9 months - Children	169	217	77.9%	59.2%	59.1%	58.1%
% of FP17s for the same patient ID Re-attending between 3 & 9 months - Adults	14	17	82.4%	48.7%	51.7%	50.6%
% of FP17s for Band 1 Urgent Courses	4	187	2.1%	9.2%	8.0%	9.1%
% of FP17s Relating to Free Repair or Replacements	0	187	0.0%	0.8%	0.8%	0.8%
% of FP17s Relating to Continuations	0	187	0.0%	1.1%	1.0%	1.1%
% of Patients satisfied with the dentistry they have received	0	0	N/A	91.6%	91.5%	91.4%
% of Patients satisfied with the time they had to wait for an appointment	0	0	N/A	86.8%	88.2%	87.7%

\* This is based on patients treated on this contract for their most recent course of treatment. Figures in italics indicate the base number of FP17s or Patient Questionnaire responses are less than 100. N/A is shown where the base number of responses is less than 10 during the period. % is calculated as Quantity/Base number\*100

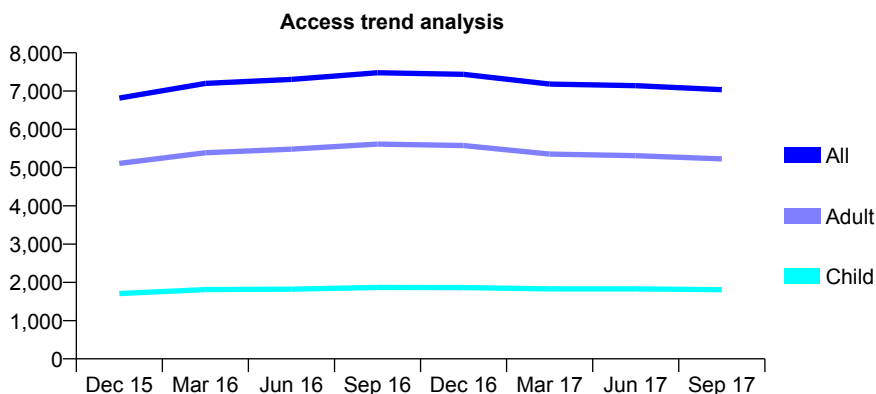
## Q56 - Vital Signs At a Glance Contract Report for 754609/0001 - September 2017

Name or company name	MISS M DE VOS
Contract type name	GDS Contract
Purpose of contract	General
Contract start date	01/04/2006
Contract end date	

17/18 Contracted general activity (UDA)	18,640
Carry forward general activity (UDA)	55
17/18 Contracted orthodontic activity (UOA)	0
Carry forward orthodontic activity (UOA)	0
Baseline contract value	£505,478.02

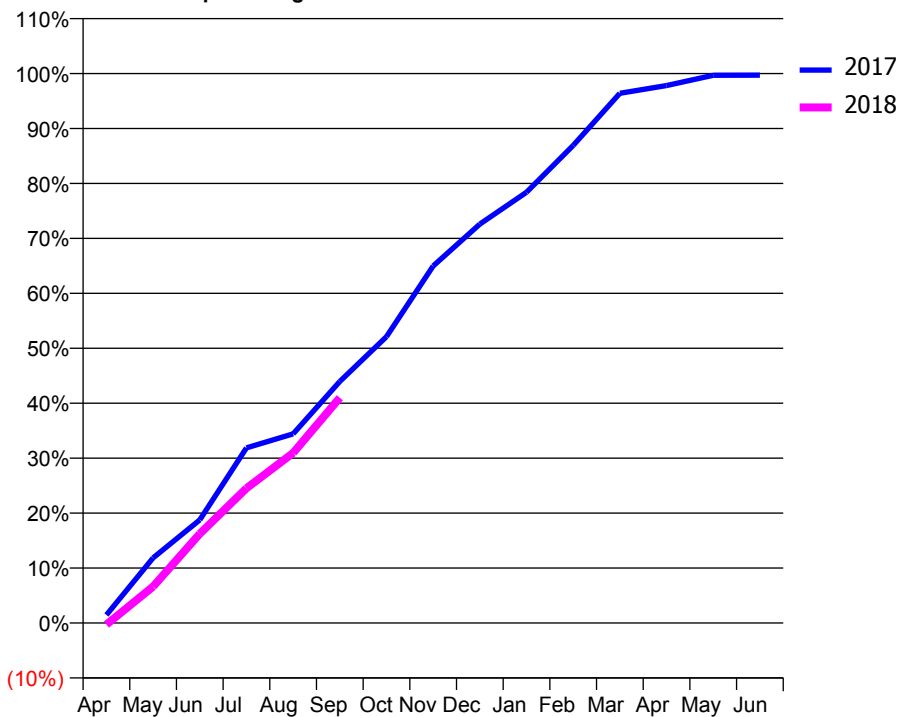
### ACCESS\*

Patients seen in 24 months	Total	Change since previous quarter
Quarter ending September 2016	7,480	
Quarter ending December 2016	7,437	→
Quarter ending March 2017	7,182	↓
Quarter ending June 2017	7,140	→
Quarter ending September 2017	7,037	↓
<b>Variance since September 2016</b>	<b>(5.9%)</b>	<b>↓</b>



### ACTIVITY

Cumulative percentage of contracted UDA delivered 2017 & 2018



Adjusted Scheduled Activity (UDA)

Month	2017	2018
April	274	-55
May	2,209	1,238
June	3,501	3,029
July	5,940	4,572
August	6,417	5,771
September	8,192	7,641
October	9,712	
November	12,113	
December	13,534	
January	14,614	
February	16,200	
March	17,969	
April	18,230	
May	18,581	
June	18,585	

### QUALITY

	Quantity	Base Number	Contract	AT	Region	England
% of FP17s for the same patient ID Re-attending within 3 months - Children	83	1,411	5.9%	10.9%	11.6%	11.9%
% of FP17s for the same patient ID Re-attending within 3 months - Adults	435	3,412	12.7%	14.5%	15.2%	15.9%
% of FP17s for the same patient ID Re-attending between 3 & 9 months - Children	978	1,411	69.3%	59.2%	59.1%	58.1%
% of FP17s for the same patient ID Re-attending between 3 & 9 months - Adults	1,793	3,412	52.5%	48.7%	51.7%	50.6%
% of FP17s for Band 1 Urgent Courses	438	4,538	9.7%	9.2%	8.0%	9.1%
% of FP17s Relating to Free Repair or Replacements	39	4,538	0.9%	0.8%	0.8%	0.8%
% of FP17s Relating to Continuations	6	4,538	0.1%	1.1%	1.0%	1.1%
% of Patients satisfied with the dentistry they have received	24	24	100.0%	91.6%	91.5%	91.4%
% of Patients satisfied with the time they had to wait for an appointment	21	24	87.5%	86.8%	88.2%	87.7%

\* This is based on patients treated on this contract for their most recent course of treatment. Figures in italics indicate the base number of FP17s or Patient Questionnaire responses are less than 100. N/A is shown where the base number of responses is less than 10 during the period. % is calculated as Quantity/Base number\*100



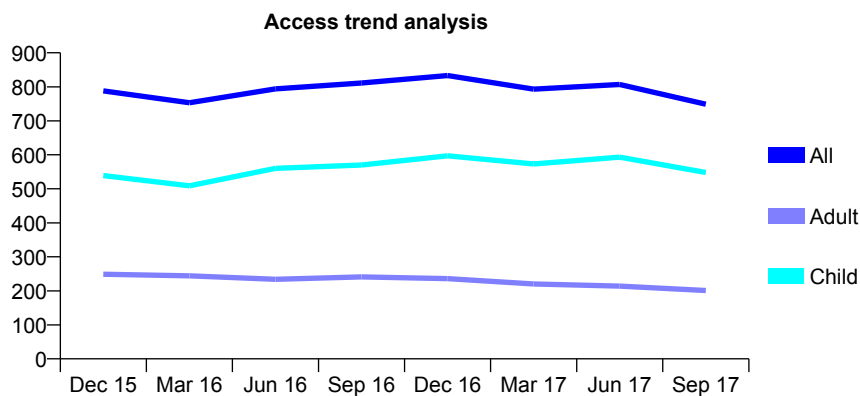
## Q56 - Vital Signs At a Glance Contract Report for 761249/0001 - September 2017

Name or company name	MISS H NGUYEN
Contract type name	GDS Contract
Purpose of contract	General
Contract start date	01/04/2006
Contract end date	

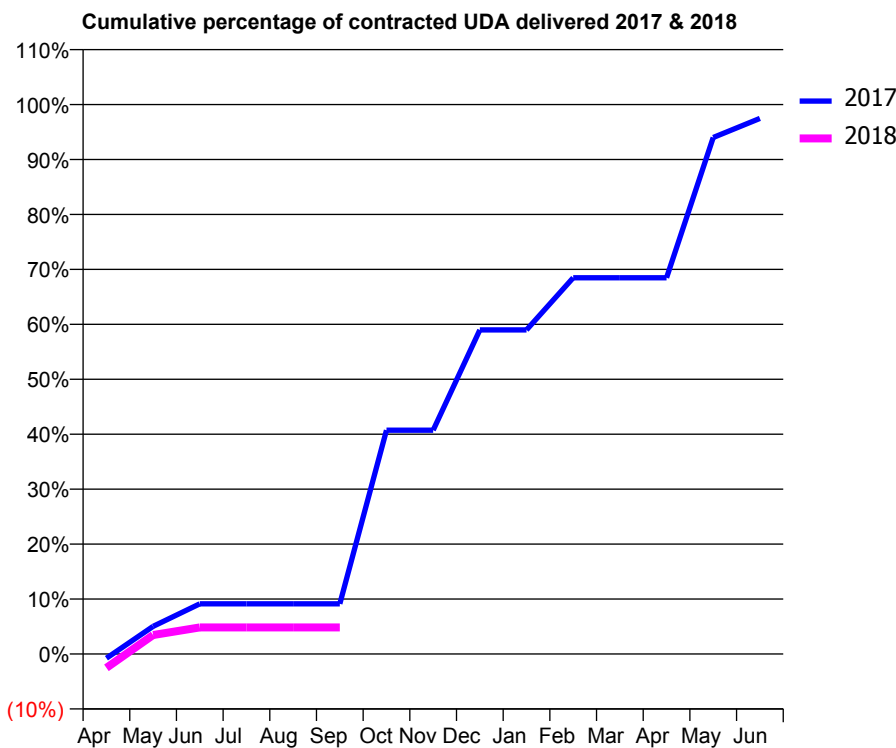
17/18 Contracted general activity (UDA)	2,042
Carry forward general activity (UDA)	52
17/18 Contracted orthodontic activity (UOA)	0
Carry forward orthodontic activity (UOA)	0
Baseline contract value	£82,152.52

### ACCESS\*

Patients seen in 24 months	Total	Change since previous quarter
Quarter ending September 2016	811	
Quarter ending December 2016	833	↑
Quarter ending March 2017	793	↓
Quarter ending June 2017	807	→
Quarter ending September 2017	749	↓
<b>Variance since September 2016</b>	<b>(7.6%)</b>	<b>↓</b>



### ACTIVITY



Month	Adjusted Scheduled Activity (UDA)	
	2017	2018
April	-16	-52
May	103	71
June	187	99
July	187	99
August	187	99
September	187	99
October	832	
November	832	
December	1,205	
January	1,205	
February	1,398	
March	1,398	
April	1,398	
May	1,919	
June	1,990	

### QUALITY

	Quantity	Base Number	Contract	AT	Region	England
% of FP17s for the same patient ID Re-attending within 3 months - Children	30	293	10.2%	10.9%	11.6%	11.9%
% of FP17s for the same patient ID Re-attending within 3 months - Adults	23	88	26.1%	14.5%	15.2%	15.9%
% of FP17s for the same patient ID Re-attending between 3 & 9 months - Children	166	293	56.7%	59.2%	59.1%	58.1%
% of FP17s for the same patient ID Re-attending between 3 & 9 months - Adults	43	88	48.9%	48.7%	51.7%	50.6%
% of FP17s for Band 1 Urgent Courses	4	83	4.8%	9.2%	8.0%	9.1%
% of FP17s Relating to Free Repair or Replacements	0	83	0.0%	0.8%	0.8%	0.8%
% of FP17s Relating to Continuations	0	83	0.0%	1.1%	1.0%	1.1%
% of Patients satisfied with the dentistry they have received	0	0	N/A	91.6%	91.5%	91.4%
% of Patients satisfied with the time they had to wait for an appointment	0	0	N/A	86.8%	88.2%	87.7%

\* This is based on patients treated on this contract for their most recent course of treatment. Figures in italics indicate the base number of FP17s or Patient Questionnaire responses are less than 100. N/A is shown where the base number of responses is less than 10 during the period. % is calculated as Quantity/Base number\*100

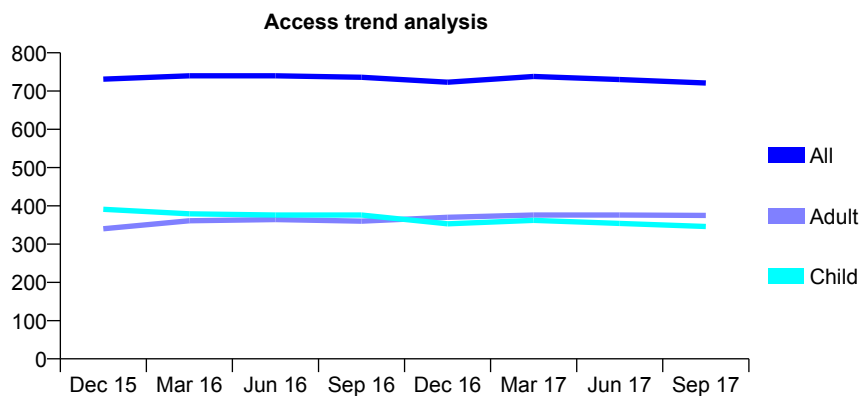
## Q56 - Vital Signs At a Glance Contract Report for 762296/0001 - September 2017

Name or company name	MR BC TOCCA
Contract type name	GDS Contract
Purpose of contract	General
Contract start date	01/05/2007
Contract end date	

17/18 Contracted general activity (UDA)	2,102
Carry forward general activity (UDA)	-14
17/18 Contracted orthodontic activity (UOA)	0
Carry forward orthodontic activity (UOA)	0
Baseline contract value	£45,454.49

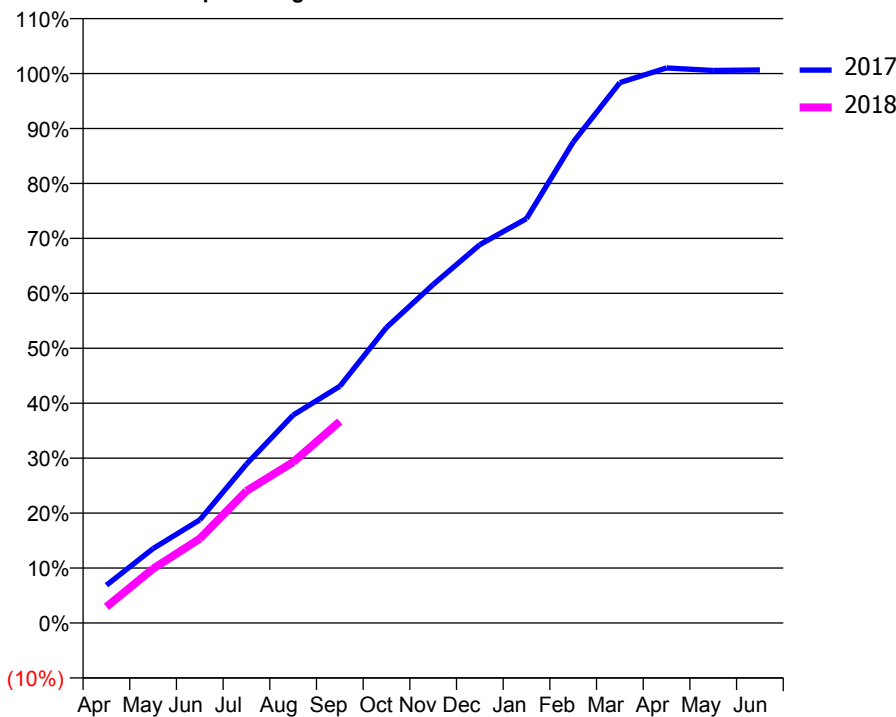
### ACCESS\*

Patients seen in 24 months	Total	Change since previous quarter
Quarter ending September 2016	736	
Quarter ending December 2016	723	↓
Quarter ending March 2017	738	↑
Quarter ending June 2017	730	↓
Quarter ending September 2017	721	↓
<b>Variance since September 2016</b>	<b>(2.0%)</b>	<b>↓</b>



### ACTIVITY

Cumulative percentage of contracted UDA delivered 2017 & 2018



Adjusted Scheduled Activity (UDA)

Month	2017	2018
April	145	62
May	285	208
June	394	322
July	608	505
August	795	615
September	906	771
October	1,130	
November	1,295	
December	1,447	
January	1,547	
February	1,840	
March	2,067	
April	2,123	
May	2,114	
June	2,116	

### QUALITY

	Quantity	Base Number	Contract	AT	Region	England
% of FP17s for the same patient ID Re-attending within 3 months - Children	22	249	8.8%	10.9%	11.6%	11.9%
% of FP17s for the same patient ID Re-attending within 3 months - Adults	47	235	20.0%	14.5%	15.2%	15.9%
% of FP17s for the same patient ID Re-attending between 3 & 9 months - Children	180	249	72.3%	59.2%	59.1%	58.1%
% of FP17s for the same patient ID Re-attending between 3 & 9 months - Adults	114	235	48.5%	48.7%	51.7%	50.6%
% of FP17s for Band 1 Urgent Courses	50	451	11.1%	9.2%	8.0%	9.1%
% of FP17s Relating to Free Repair or Replacements	0	451	0.0%	0.8%	0.8%	0.8%
% of FP17s Relating to Continuations	1	451	0.2%	1.1%	1.0%	1.1%
% of Patients satisfied with the dentistry they have received	0	0	N/A	91.6%	91.5%	91.4%
% of Patients satisfied with the time they had to wait for an appointment	0	0	N/A	86.8%	88.2%	87.7%

\* This is based on patients treated on this contract for their most recent course of treatment. Figures in italics indicate the base number of FP17s or Patient Questionnaire responses are less than 100. N/A is shown where the base number of responses is less than 10 during the period. % is calculated as Quantity/Base number\*100

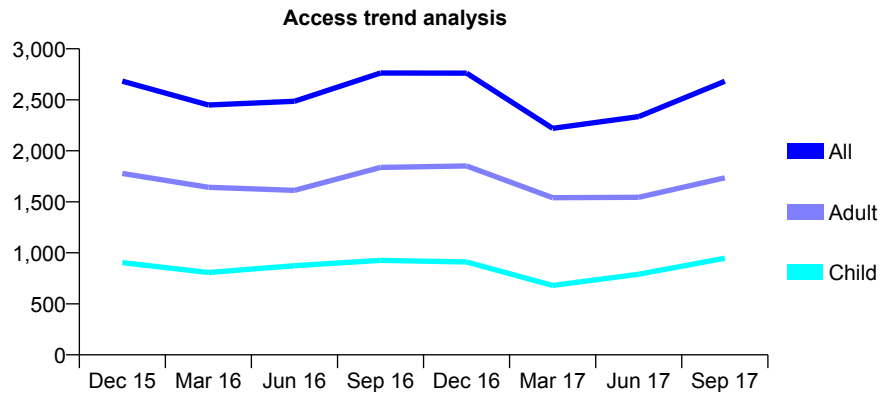
## Q56 - Vital Signs At a Glance Contract Report for 763438/0002 - September 2017

Name or company name	MR M SALEEM
Contract type name	GDS Contract
Purpose of contract	General
Contract start date	01/04/2006
Contract end date	

17/18 Contracted general activity (UDA)	6,805
Carry forward general activity (UDA)	29
17/18 Contracted orthodontic activity (UOA)	0
Carry forward orthodontic activity (UOA)	0
Baseline contract value	£166,936.60

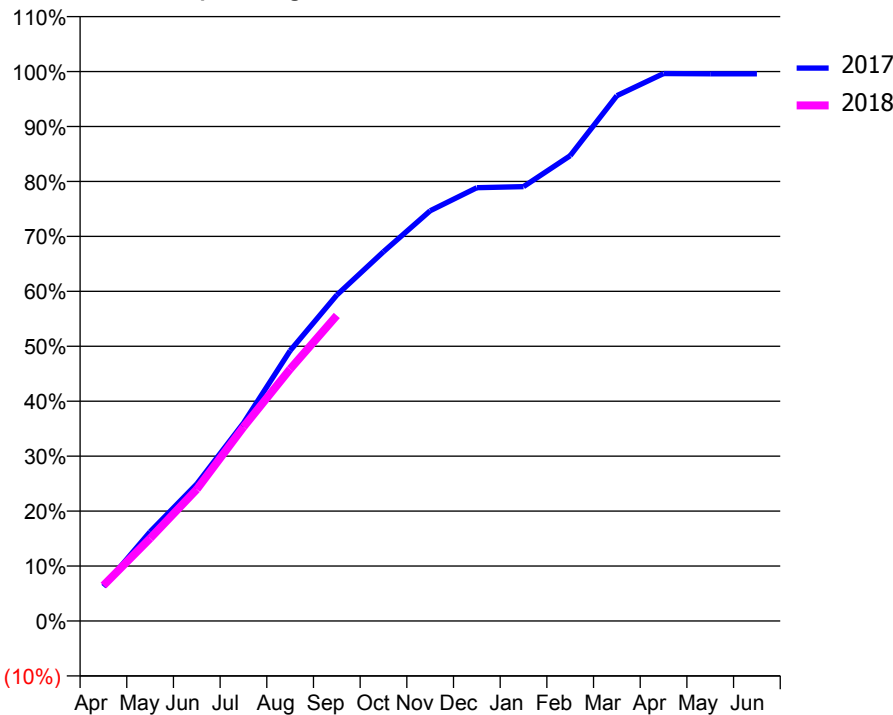
### ACCESS\*

Patients seen in 24 months	Total	Change since previous quarter
Quarter ending September 2016	2,763	
Quarter ending December 2016	2,761	→
Quarter ending March 2017	2,220	↓
Quarter ending June 2017	2,335	↑
Quarter ending September 2017	2,682	↑
<b>Variance since September 2016</b>	<b>(2.9%)</b>	<b>↓</b>



### ACTIVITY

Cumulative percentage of contracted UDA delivered 2017 & 2018



Month	Adjusted Scheduled Activity (UDA)	
	2017	2018
April	428	440
May	1,106	1,023
June	1,697	1,631
July	2,451	2,401
August	3,348	3,121
September	4,036	3,784
October	4,573	
November	5,080	
December	5,366	
January	5,379	
February	5,762	
March	6,505	
April	6,780	
May	6,776	
June	6,776	

### QUALITY

	Quantity	Base Number	Contract	AT	Region	England
% of FP17s for the same patient ID Re-attending within 3 months - Children	41	970	4.2%	10.9%	11.6%	11.9%
% of FP17s for the same patient ID Re-attending within 3 months - Adults	140	1,539	9.1%	14.5%	15.2%	15.9%
% of FP17s for the same patient ID Re-attending between 3 & 9 months - Children	324	970	33.4%	59.2%	59.1%	58.1%
% of FP17s for the same patient ID Re-attending between 3 & 9 months - Adults	425	1,539	27.6%	48.7%	51.7%	50.6%
% of FP17s for Band 1 Urgent Courses	117	2,355	5.0%	9.2%	8.0%	9.1%
% of FP17s Relating to Free Repair or Replacements	17	2,355	0.7%	0.8%	0.8%	0.8%
% of FP17s Relating to Continuations	7	2,355	0.3%	1.1%	1.0%	1.1%
% of Patients satisfied with the dentistry they have received	6	6	N/A	91.6%	91.5%	91.4%
% of Patients satisfied with the time they had to wait for an appointment	4	6	N/A	86.8%	88.2%	87.7%

\* This is based on patients treated on this contract for their most recent course of treatment. Figures in italics indicate the base number of FP17s or Patient Questionnaire responses are less than 100. N/A is shown where the base number of responses is less than 10 during the period. % is calculated as Quantity/Base number\*100

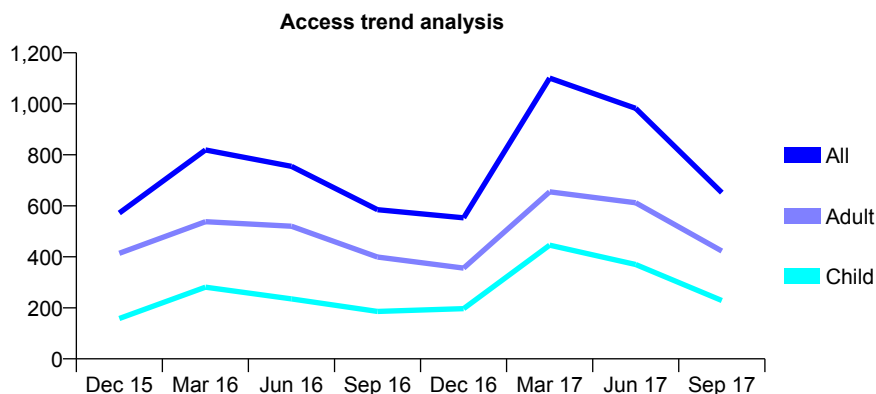
## Q56 - Vital Signs At a Glance Contract Report for 763438/0003 - September 2017

Name or company name	MR M SALEEM
Contract type name	GDS Contract
Purpose of contract	General
Contract start date	01/04/2008
Contract end date	

17/18 Contracted general activity (UDA)	3,000
Carry forward general activity (UDA)	-1
17/18 Contracted orthodontic activity (UOA)	0
Carry forward orthodontic activity (UOA)	0
Baseline contract value	£75,556.99

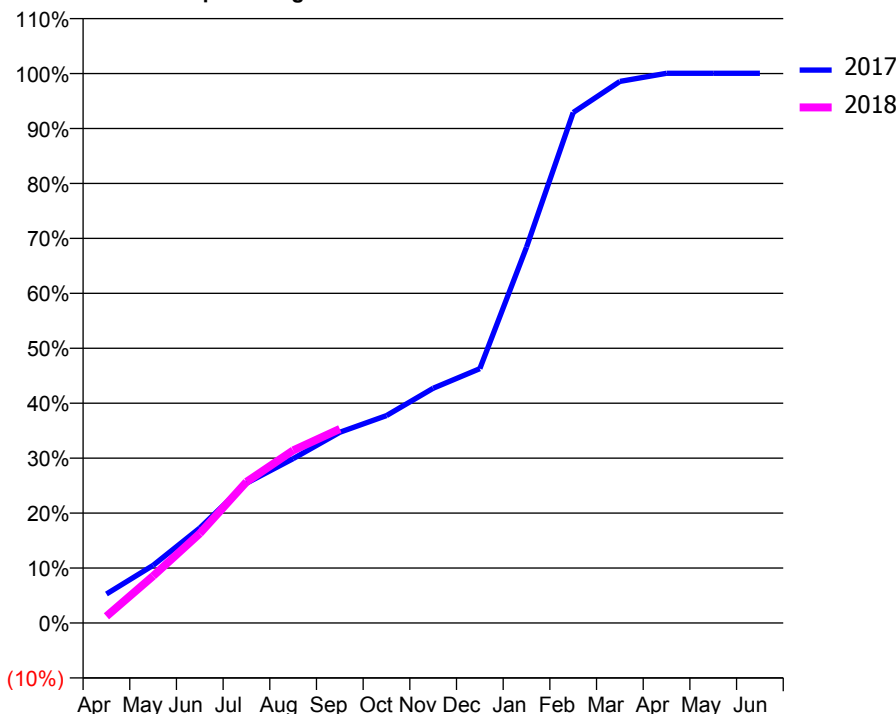
### ACCESS\*

Patients seen in 24 months	Total	Change since previous quarter
Quarter ending September 2016	585	
Quarter ending December 2016	553	↓
Quarter ending March 2017	1,101	↑
Quarter ending June 2017	982	↓
Quarter ending September 2017	652	↓
<b>Variance since September 2016</b>	<b>11.5%</b>	<b>↑</b>



### ACTIVITY

Cumulative percentage of contracted UDA delivered 2017 & 2018



Adjusted Scheduled Activity (UDA)

Month	2017	2018
April	158	37
May	315	257
June	518	489
July	764	771
August	897	943
September	1,041	1,059
October	1,133	
November	1,282	
December	1,389	
January	2,052	
February	2,787	
March	2,957	
April	3,001	
May	3,001	
June	3,001	

### QUALITY

	Quantity	Base Number	Contract	AT	Region	England
% of FP17s for the same patient ID Re-attending within 3 months - Children	17	168	10.1%	10.9%	11.6%	11.9%
% of FP17s for the same patient ID Re-attending within 3 months - Adults	30	258	11.6%	14.5%	15.2%	15.9%
% of FP17s for the same patient ID Re-attending between 3 & 9 months - Children	31	168	18.5%	59.2%	59.1%	58.1%
% of FP17s for the same patient ID Re-attending between 3 & 9 months - Adults	32	258	12.4%	48.7%	51.7%	50.6%
% of FP17s for Band 1 Urgent Courses	32	394	8.1%	9.2%	8.0%	9.1%
% of FP17s Relating to Free Repair or Replacements	4	394	1.0%	0.8%	0.8%	0.8%
% of FP17s Relating to Continuations	3	394	0.8%	1.1%	1.0%	1.1%
% of Patients satisfied with the dentistry they have received	1	2	N/A	91.6%	91.5%	91.4%
% of Patients satisfied with the time they had to wait for an appointment	2	2	N/A	86.8%	88.2%	87.7%

\* This is based on patients treated on this contract for their most recent course of treatment. Figures in italics indicate the base number of FP17s or Patient Questionnaire responses are less than 100. N/A is shown where the base number of responses is less than 10 during the period. % is calculated as Quantity/Base number\*100

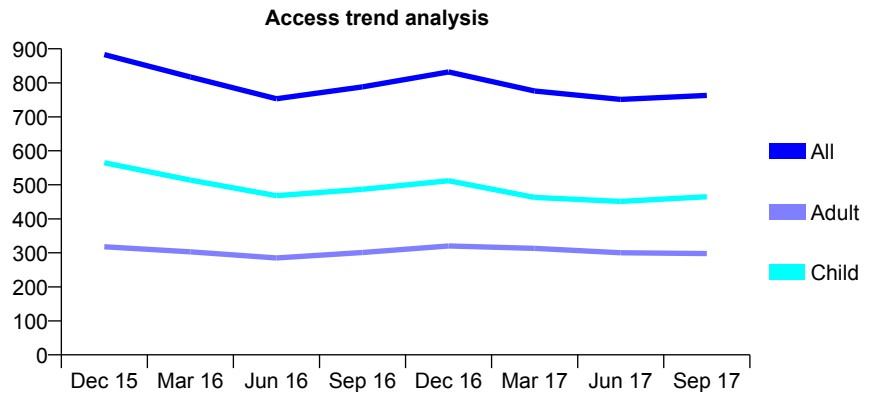
## Q56 - Vital Signs At a Glance Contract Report for 767123/0001 - September 2017

Name or company name	MISS Z WIESE
Contract type name	GDS Contract
Purpose of contract	General
Contract start date	01/04/2006
Contract end date	

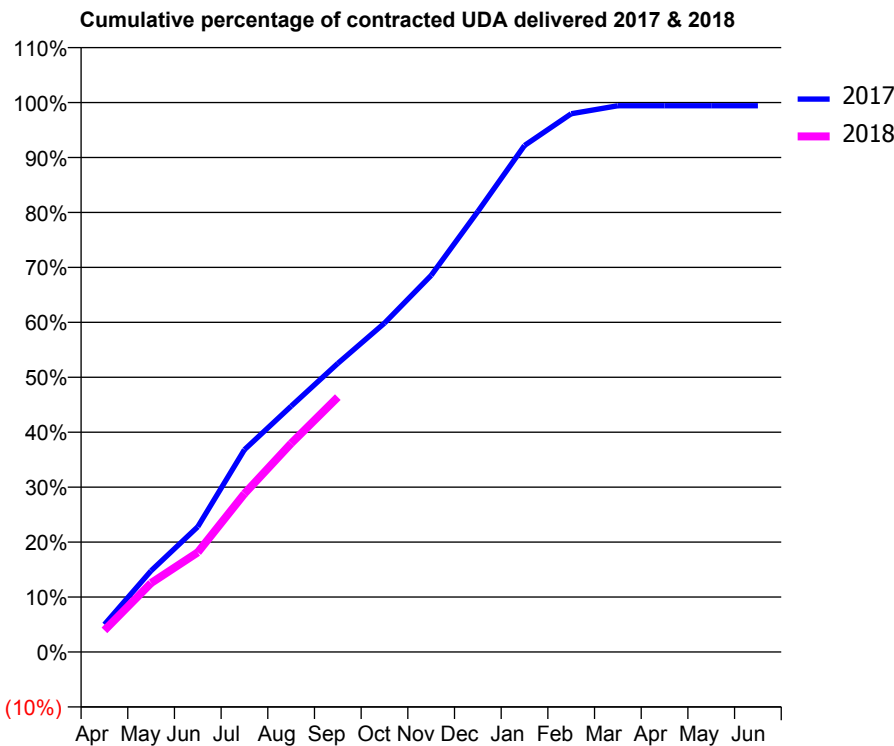
17/18 Contracted general activity (UDA)	2,160
Carry forward general activity (UDA)	13
17/18 Contracted orthodontic activity (UOA)	0
Carry forward orthodontic activity (UOA)	0
Baseline contract value	£83,238.76

### ACCESS\*

Patients seen in 24 months	Total	Change since previous quarter
Quarter ending September 2016	788	
Quarter ending December 2016	832	↑
Quarter ending March 2017	776	↓
Quarter ending June 2017	751	↓
Quarter ending September 2017	763	→
<b>Variance since September 2016</b>	<b>(3.2%)</b>	<b>↓</b>



### ACTIVITY



Month	Adjusted Scheduled Activity (UDA)	
	2017	2018
April	108	85
May	319	271
June	492	392
July	795	622
August	966	820
September	1,134	1,002
October	1,293	
November	1,481	
December	1,732	
January	1,991	
February	2,116	
March	2,147	
April	2,147	
May	2,147	
June	2,147	

### QUALITY

	Quantity	Base Number	Contract	AT	Region	England
% of FP17s for the same patient ID Re-attending within 3 months - Children	15	326	4.6%	10.9%	11.6%	11.9%
% of FP17s for the same patient ID Re-attending within 3 months - Adults	25	144	17.4%	14.5%	15.2%	15.9%
% of FP17s for the same patient ID Re-attending between 3 & 9 months - Children	146	326	44.8%	59.2%	59.1%	58.1%
% of FP17s for the same patient ID Re-attending between 3 & 9 months - Adults	52	144	36.1%	48.7%	51.7%	50.6%
% of FP17s for Band 1 Urgent Courses	21	468	4.5%	9.2%	8.0%	9.1%
% of FP17s Relating to Free Repair or Replacements	0	468	0.0%	0.8%	0.8%	0.8%
% of FP17s Relating to Continuations	0	468	0.0%	1.1%	1.0%	1.1%
% of Patients satisfied with the dentistry they have received	2	2	N/A	91.6%	91.5%	91.4%
% of Patients satisfied with the time they had to wait for an appointment	2	2	N/A	86.8%	88.2%	87.7%

\* This is based on patients treated on this contract for their most recent course of treatment. Figures in italics indicate the base number of FP17s or Patient Questionnaire responses are less than 100. N/A is shown where the base number of responses is less than 10 during the period. % is calculated as Quantity/Base number\*100

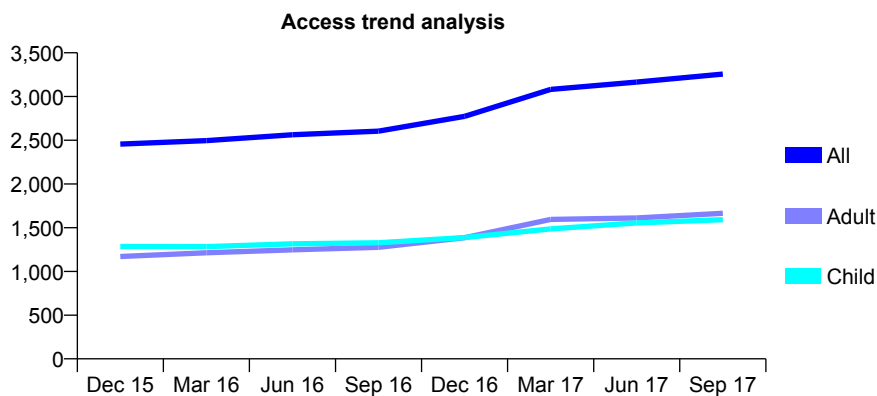
## Q56 - Vital Signs At a Glance Contract Report for 767123/0002 - September 2017

Name or company name	MISS Z WIESE
Contract type name	GDS Contract
Purpose of contract	General
Contract start date	01/04/2006
Contract end date	

17/18 Contracted general activity (UDA)	7,400
Carry forward general activity (UDA)	49
17/18 Contracted orthodontic activity (UOA)	0
Carry forward orthodontic activity (UOA)	0
Baseline contract value	£198,831.87

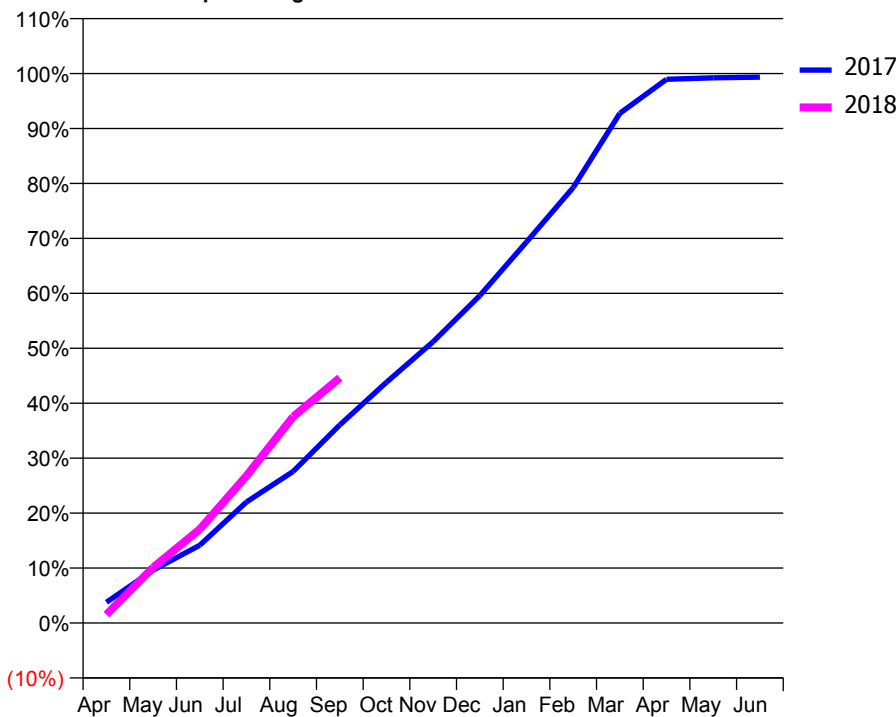
### ACCESS\*

Patients seen in 24 months	Total	Change since previous quarter
Quarter ending September 2016	2,604	
Quarter ending December 2016	2,773	↑
Quarter ending March 2017	3,081	↑
Quarter ending June 2017	3,166	↑
Quarter ending September 2017	3,256	↑
<b>Variance since September 2016</b>	<b>25.0%</b>	<b>↑</b>



### ACTIVITY

**Cumulative percentage of contracted UDA delivered 2017 & 2018**



**Adjusted Scheduled Activity (UDA)**

Month	2017	2018
April	280	114
May	712	748
June	1,047	1,263
July	1,630	1,981
August	2,040	2,778
September	2,667	3,301
October	3,242	
November	3,789	
December	4,409	
January	5,131	
February	5,864	
March	6,865	
April	7,323	
May	7,342	
June	7,351	

### QUALITY

	Quantity	Base Number	Contract	AT	Region	England
% of FP17s for the same patient ID Re-attending within 3 months - Children	44	1,060	4.2%	10.9%	11.6%	11.9%
% of FP17s for the same patient ID Re-attending within 3 months - Adults	142	842	16.9%	14.5%	15.2%	15.9%
% of FP17s for the same patient ID Re-attending between 3 & 9 months - Children	499	1,060	47.1%	59.2%	59.1%	58.1%
% of FP17s for the same patient ID Re-attending between 3 & 9 months - Adults	315	842	37.4%	48.7%	51.7%	50.6%
% of FP17s for Band 1 Urgent Courses	120	1,642	7.3%	9.2%	8.0%	9.1%
% of FP17s Relating to Free Repair or Replacements	0	1,642	0.0%	0.8%	0.8%	0.8%
% of FP17s Relating to Continuations	1	1,642	0.1%	1.1%	1.0%	1.1%
% of Patients satisfied with the dentistry they have received	1	1	N/A	91.6%	91.5%	91.4%
% of Patients satisfied with the time they had to wait for an appointment	1	1	N/A	86.8%	88.2%	87.7%

\* This is based on patients treated on this contract for their most recent course of treatment. Figures in italics indicate the base number of FP17s or Patient Questionnaire responses are less than 100. N/A is shown where the base number of responses is less than 10 during the period. % is calculated as Quantity/Base number\*100

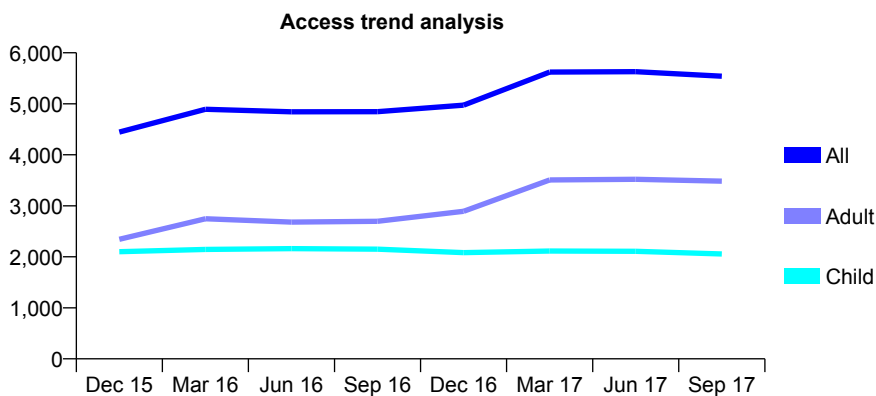
## Q56 - Vital Signs At a Glance Contract Report for 767123/0003 - September 2017

Name or company name	MISS Z WIESE
Contract type name	GDS Contract
Purpose of contract	General
Contract start date	01/10/2007
Contract end date	

17/18 Contracted general activity (UDA)	13,400
Carry forward general activity (UDA)	0
17/18 Contracted orthodontic activity (UOA)	0
Carry forward orthodontic activity (UOA)	0
Baseline contract value	£385,321.05

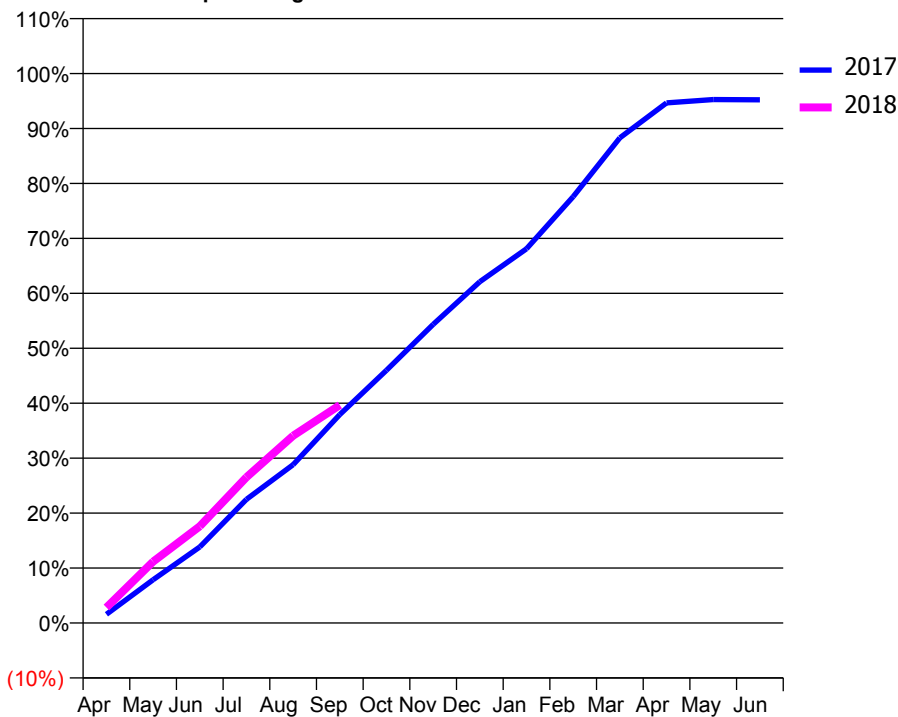
### ACCESS\*

Patients seen in 24 months	Total	Change since previous quarter
Quarter ending September 2016	4,847	
Quarter ending December 2016	4,974	↑
Quarter ending March 2017	5,621	↑
Quarter ending June 2017	5,629	→
Quarter ending September 2017	5,540	↓
<b>Variance since September 2016</b>	<b>14.3%</b>	<b>↑</b>



### ACTIVITY

Cumulative percentage of contracted UDA delivered 2017 & 2018



Month	Adjusted Scheduled Activity (UDA)	
	2017	2018
April	212	378
May	1,056	1,497
June	1,857	2,360
July	3,017	3,556
August	3,861	4,569
September	5,084	5,316
October	6,165	
November	7,283	
December	8,324	
January	9,125	
February	10,399	
March	11,830	
April	12,684	
May	12,764	
June	12,759	

### QUALITY

	Quantity	Base Number	Contract	AT	Region	England
% of FP17s for the same patient ID Re-attending within 3 months - Children	131	1,507	8.7%	10.9%	11.6%	11.9%
% of FP17s for the same patient ID Re-attending within 3 months - Adults	227	1,416	16.0%	14.5%	15.2%	15.9%
% of FP17s for the same patient ID Re-attending between 3 & 9 months - Children	862	1,507	57.2%	59.2%	59.1%	58.1%
% of FP17s for the same patient ID Re-attending between 3 & 9 months - Adults	625	1,416	44.1%	48.7%	51.7%	50.6%
% of FP17s for Band 1 Urgent Courses	208	2,413	8.6%	9.2%	8.0%	9.1%
% of FP17s Relating to Free Repair or Replacements	1	2,413	0.0%	0.8%	0.8%	0.8%
% of FP17s Relating to Continuations	4	2,413	0.2%	1.1%	1.0%	1.1%
% of Patients satisfied with the dentistry they have received	10	12	83.3%	91.6%	91.5%	91.4%
% of Patients satisfied with the time they had to wait for an appointment	11	12	91.7%	86.8%	88.2%	87.7%

\* This is based on patients treated on this contract for their most recent course of treatment. Figures in italics indicate the base number of FP17s or Patient Questionnaire responses are less than 100. N/A is shown where the base number of responses is less than 10 during the period. % is calculated as Quantity/Base number\*100

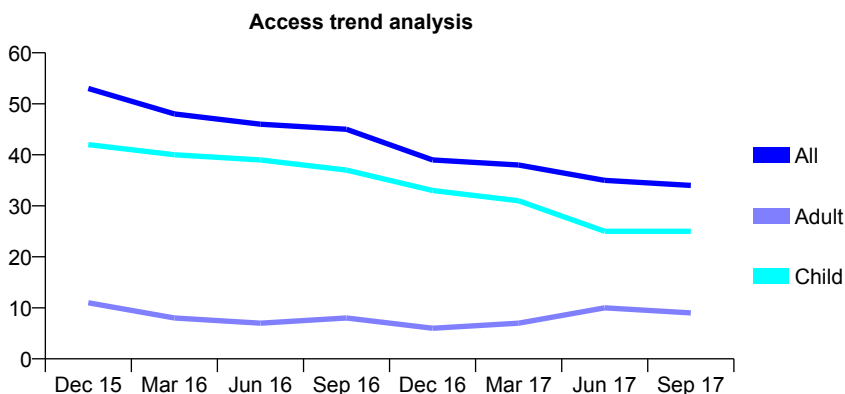
## Q56 - Vital Signs At a Glance Contract Report for 768316/0001 - September 2017

Name or company name	MR A MOBLI
Contract type name	GDS Contract
Purpose of contract	General
Contract start date	01/04/2006
Contract end date	

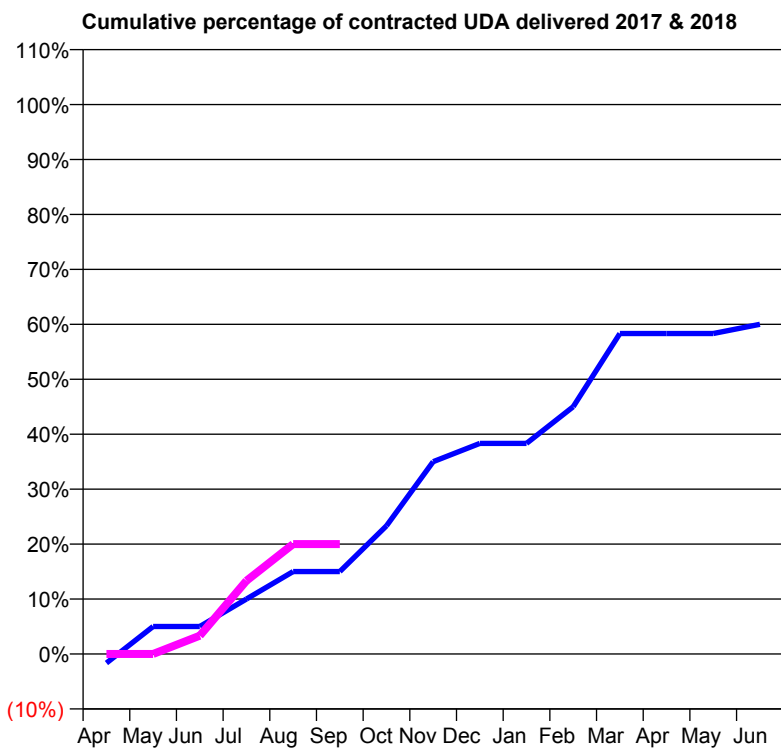
17/18 Contracted general activity (UDA)	60
Carry forward general activity (UDA)	0
17/18 Contracted orthodontic activity (UOA)	0
Carry forward orthodontic activity (UOA)	0
Baseline contract value	£1,357.63

### ACCESS\*

Patients seen in 24 months	Total	Change since previous quarter
Quarter ending September 2016	45	
Quarter ending December 2016	39	↓
Quarter ending March 2017	38	↓
Quarter ending June 2017	35	↓
Quarter ending September 2017	34	↓
<b>Variance since September 2016</b>	<b>(24.4%)</b>	<b>↓</b>



### ACTIVITY



Month	Adjusted Scheduled Activity (UDA)	
	2017	2018
April	-1	0
May	3	0
June	3	2
July	6	8
August	9	12
September	9	12
October	14	
November	21	
December	23	
January	23	
February	27	
March	35	
April	35	
May	35	
June	36	

### QUALITY

	Quantity	Base Number	Contract	AT	Region	England
% of FP17s for the same patient ID Re-attending within 3 months - Children	0	13	0.0%	10.9%	11.6%	11.9%
% of FP17s for the same patient ID Re-attending within 3 months - Adults	0	0	N/A	14.5%	15.2%	15.9%
% of FP17s for the same patient ID Re-attending between 3 & 9 months - Children	5	13	38.5%	59.2%	59.1%	58.1%
% of FP17s for the same patient ID Re-attending between 3 & 9 months - Adults	0	0	N/A	48.7%	51.7%	50.6%
% of FP17s for Band 1 Urgent Courses	0	12	0.0%	9.2%	8.0%	9.1%
% of FP17s Relating to Free Repair or Replacements	0	12	0.0%	0.8%	0.8%	0.8%
% of FP17s Relating to Continuations	0	12	0.0%	1.1%	1.0%	1.1%
% of Patients satisfied with the dentistry they have received	0	0	N/A	91.6%	91.5%	91.4%
% of Patients satisfied with the time they had to wait for an appointment	0	0	N/A	86.8%	88.2%	87.7%

\* This is based on patients treated on this contract for their most recent course of treatment. Figures in italics indicate the base number of FP17s or Patient Questionnaire responses are less than 100. N/A is shown where the base number of responses is less than 10 during the period. % is calculated as Quantity/Base number\*100



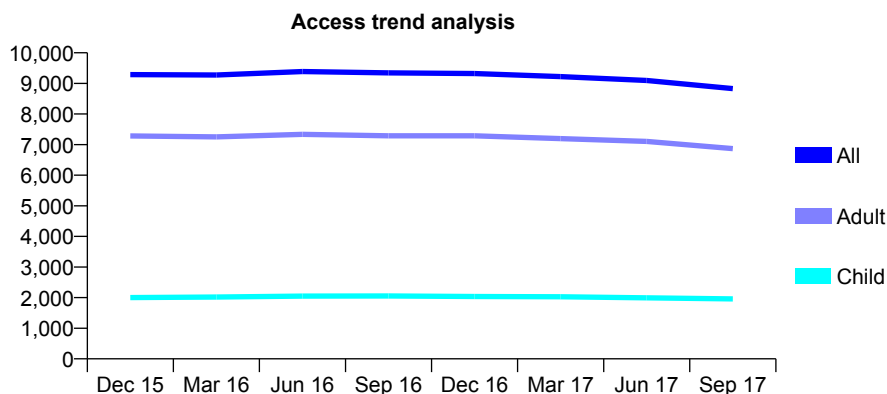
## Q56 - Vital Signs At a Glance Contract Report for 771708/0001 - September 2017

Name or company name	MR AC HUNTER
Contract type name	GDS Contract
Purpose of contract	General
Contract start date	01/03/2008
Contract end date	

17/18 Contracted general activity (UDA)	24,346
Carry forward general activity (UDA)	-110
17/18 Contracted orthodontic activity (UOA)	0
Carry forward orthodontic activity (UOA)	0
Baseline contract value	£592,471.91

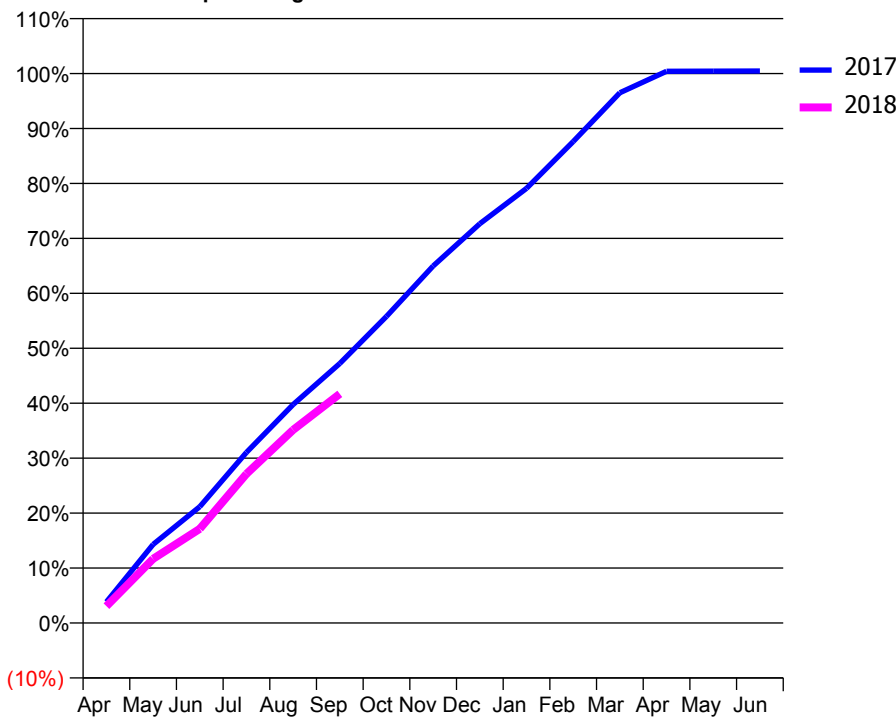
### ACCESS\*

Patients seen in 24 months	Total	Change since previous quarter
Quarter ending September 2016	9,343	
Quarter ending December 2016	9,324	→
Quarter ending March 2017	9,224	↓
Quarter ending June 2017	9,097	↓
Quarter ending September 2017	8,829	↓
<b>Variance since September 2016</b>	<b>(5.5%)</b>	<b>↓</b>



### ACTIVITY

Cumulative percentage of contracted UDA delivered 2017 & 2018



Adjusted Scheduled Activity (UDA)

Month	2017	2018
April	939	750
May	3,486	2,846
June	5,152	4,176
July	7,558	6,607
August	9,680	8,559
September	11,500	10,156
October	13,583	
November	15,816	
December	17,693	
January	19,260	
February	21,333	
March	23,495	
April	24,447	
May	24,453	
June	24,456	

### QUALITY

	Quantity	Base Number	Contract	AT	Region	England
% of FP17s for the same patient ID Re-attending within 3 months - Children	155	1,737	8.9%	10.9%	11.6%	11.9%
% of FP17s for the same patient ID Re-attending within 3 months - Adults	761	4,792	15.9%	14.5%	15.2%	15.9%
% of FP17s for the same patient ID Re-attending between 3 & 9 months - Children	1,177	1,737	67.8%	59.2%	59.1%	58.1%
% of FP17s for the same patient ID Re-attending between 3 & 9 months - Adults	2,422	4,792	50.5%	48.7%	51.7%	50.6%
% of FP17s for Band 1 Urgent Courses	435	5,421	8.0%	9.2%	8.0%	9.1%
% of FP17s Relating to Free Repair or Replacements	50	5,421	0.9%	0.8%	0.8%	0.8%
% of FP17s Relating to Continuations	59	5,421	1.1%	1.1%	1.0%	1.1%
% of Patients satisfied with the dentistry they have received	13	14	92.9%	91.6%	91.5%	91.4%
% of Patients satisfied with the time they had to wait for an appointment	11	14	78.6%	86.8%	88.2%	87.7%

\* This is based on patients treated on this contract for their most recent course of treatment. Figures in italics indicate the base number of FP17s or Patient Questionnaire responses are less than 100. N/A is shown where the base number of responses is less than 10 during the period. % is calculated as Quantity/Base number\*100

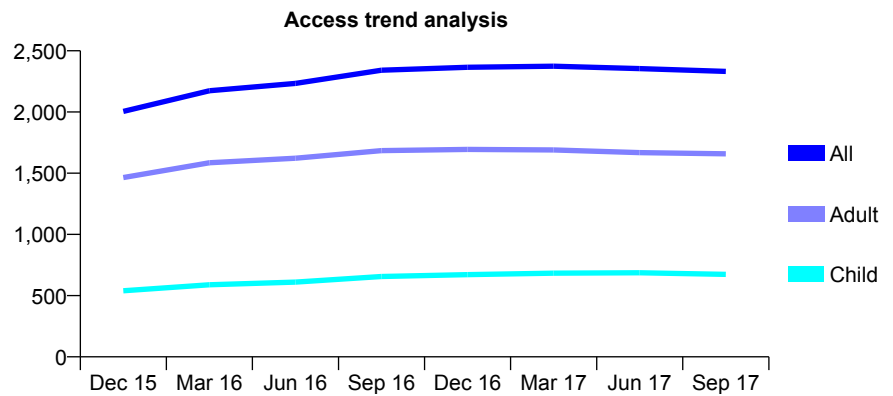
## Q56 - Vital Signs At a Glance Contract Report for 773840/0001 - September 2017

Name or company name	MRS JA HASSAN
Contract type name	GDS Contract
Purpose of contract	General
Contract start date	01/04/2006
Contract end date	

17/18 Contracted general activity (UDA)	6,000
Carry forward general activity (UDA)	-120
17/18 Contracted orthodontic activity (UOA)	0
Carry forward orthodontic activity (UOA)	0
Baseline contract value	£134,877.10

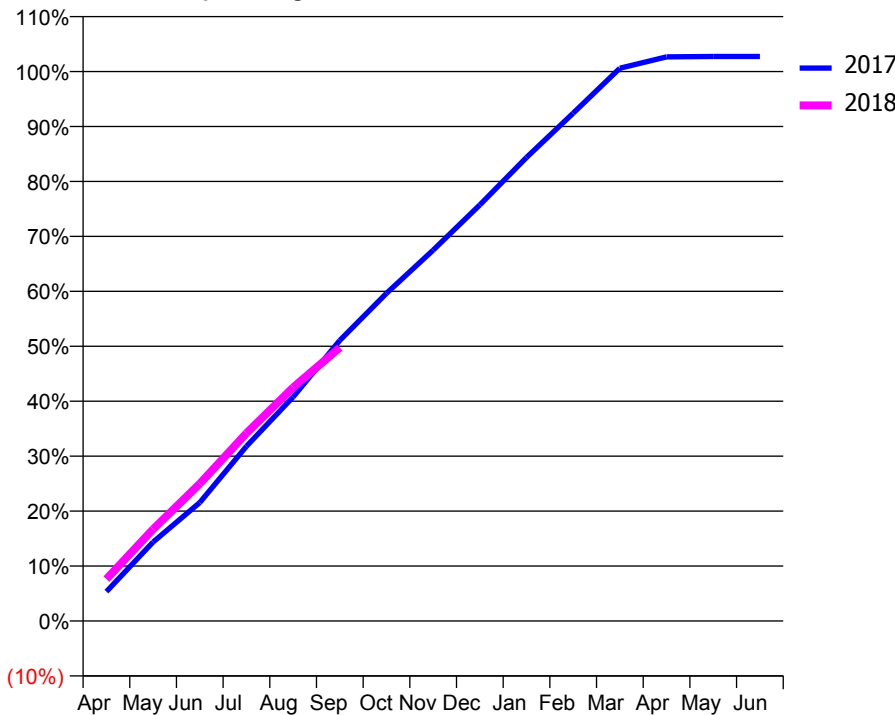
### ACCESS\*

Patients seen in 24 months	Total	Change since previous quarter
Quarter ending September 2016	2,341	
Quarter ending December 2016	2,366	→
Quarter ending March 2017	2,374	→
Quarter ending June 2017	2,355	→
Quarter ending September 2017	2,332	→
<b>Variance since September 2016</b>	<b>(0.4%)</b>	→



### ACTIVITY

Cumulative percentage of contracted UDA delivered 2017 & 2018



Month	Adjusted Scheduled Activity (UDA)	
	2017	2018
April	321	458
May	863	1,003
June	1,294	1,499
July	1,909	2,051
August	2,447	2,550
September	3,065	2,986
October	3,578	
November	4,050	
December	4,543	
January	5,062	
February	5,545	
March	6,035	
April	6,160	
May	6,163	
June	6,163	

### QUALITY

	Quantity	Base Number	Contract	AT	Region	England
% of FP17s for the same patient ID Re-attending within 3 months - Children	20	573	3.5%	10.9%	11.6%	11.9%
% of FP17s for the same patient ID Re-attending within 3 months - Adults	158	1,106	14.3%	14.5%	15.2%	15.9%
% of FP17s for the same patient ID Re-attending between 3 & 9 months - Children	405	573	70.7%	59.2%	59.1%	58.1%
% of FP17s for the same patient ID Re-attending between 3 & 9 months - Adults	467	1,106	42.2%	48.7%	51.7%	50.6%
% of FP17s for Band 1 Urgent Courses	171	1,608	10.6%	9.2%	8.0%	9.1%
% of FP17s Relating to Free Repair or Replacements	4	1,608	0.2%	0.8%	0.8%	0.8%
% of FP17s Relating to Continuations	5	1,608	0.3%	1.1%	1.0%	1.1%
% of Patients satisfied with the dentistry they have received	0	0	N/A	91.6%	91.5%	91.4%
% of Patients satisfied with the time they had to wait for an appointment	0	0	N/A	86.8%	88.2%	87.7%

\* This is based on patients treated on this contract for their most recent course of treatment. Figures in italics indicate the base number of FP17s or Patient Questionnaire responses are less than 100. N/A is shown where the base number of responses is less than 10 during the period. % is calculated as Quantity/Base number\*100

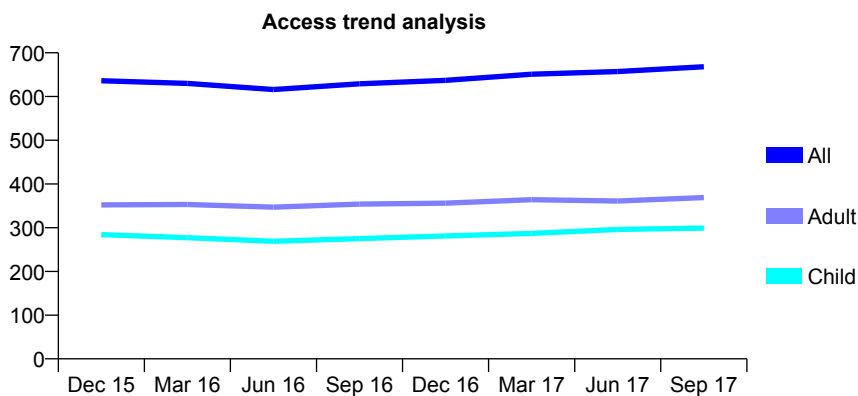
## Q56 - Vital Signs At a Glance Contract Report for 800759/0002 - September 2017

Name or company name	MR D JONES
Contract type name	GDS Contract
Purpose of contract	General
Contract start date	28/07/2011
Contract end date	

17/18 Contracted general activity (UDA)	1,409
Carry forward general activity (UDA)	0
17/18 Contracted orthodontic activity (UOA)	0
Carry forward orthodontic activity (UOA)	0
Baseline contract value	£27,388.50

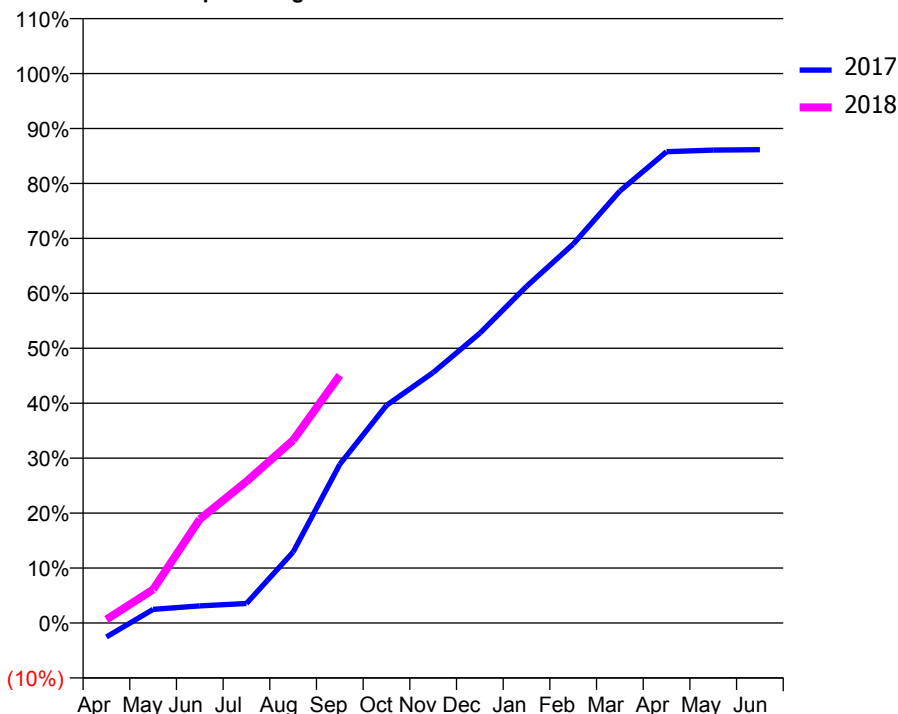
### ACCESS\*

Patients seen in 24 months	Total	Change since previous quarter
Quarter ending September 2016	629	
Quarter ending December 2016	637	→
Quarter ending March 2017	651	↑
Quarter ending June 2017	657	→
Quarter ending September 2017	668	→
<b>Variance since September 2016</b>	<b>6.2%</b>	<b>↑</b>



### ACTIVITY

**Cumulative percentage of contracted UDA delivered 2017 & 2018**



**Adjusted Scheduled Activity (UDA)**

Month	2017	2018
April	-36	9
May	35	86
June	44	266
July	50	363
August	182	469
September	407	635
October	558	
November	642	
December	743	
January	863	
February	972	
March	1,108	
April	1,209	
May	1,213	
June	1,214	

### QUALITY

	Quantity	Base Number	Contract	AT	Region	England
% of FP17s for the same patient ID Re-attending within 3 months - Children	14	240	5.8%	10.9%	11.6%	11.9%
% of FP17s for the same patient ID Re-attending within 3 months - Adults	28	249	11.2%	14.5%	15.2%	15.9%
% of FP17s for the same patient ID Re-attending between 3 & 9 months - Children	135	240	56.3%	59.2%	59.1%	58.1%
% of FP17s for the same patient ID Re-attending between 3 & 9 months - Adults	152	249	61.0%	48.7%	51.7%	50.6%
% of FP17s for Band 1 Urgent Courses	6	393	1.5%	9.2%	8.0%	9.1%
% of FP17s Relating to Free Repair or Replacements	1	393	0.3%	0.8%	0.8%	0.8%
% of FP17s Relating to Continuations	0	393	0.0%	1.1%	1.0%	1.1%
% of Patients satisfied with the dentistry they have received	0	0	N/A	91.6%	91.5%	91.4%
% of Patients satisfied with the time they had to wait for an appointment	0	0	N/A	86.8%	88.2%	87.7%

\* This is based on patients treated on this contract for their most recent course of treatment. Figures in italics indicate the base number of FP17s or Patient Questionnaire responses are less than 100. N/A is shown where the base number of responses is less than 10 during the period. % is calculated as Quantity/Base number\*100

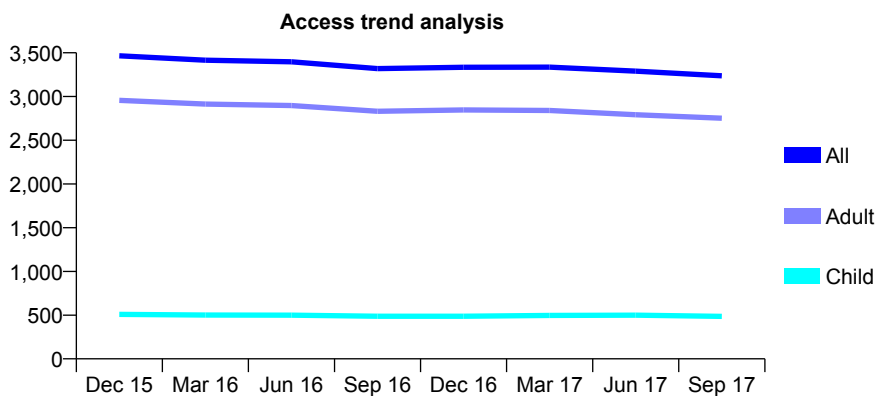
## Q56 - Vital Signs At a Glance Contract Report for 809268/0001 - September 2017

Name or company name	MR DW FERNS
Contract type name	GDS Contract
Purpose of contract	General
Contract start date	01/04/2006
Contract end date	

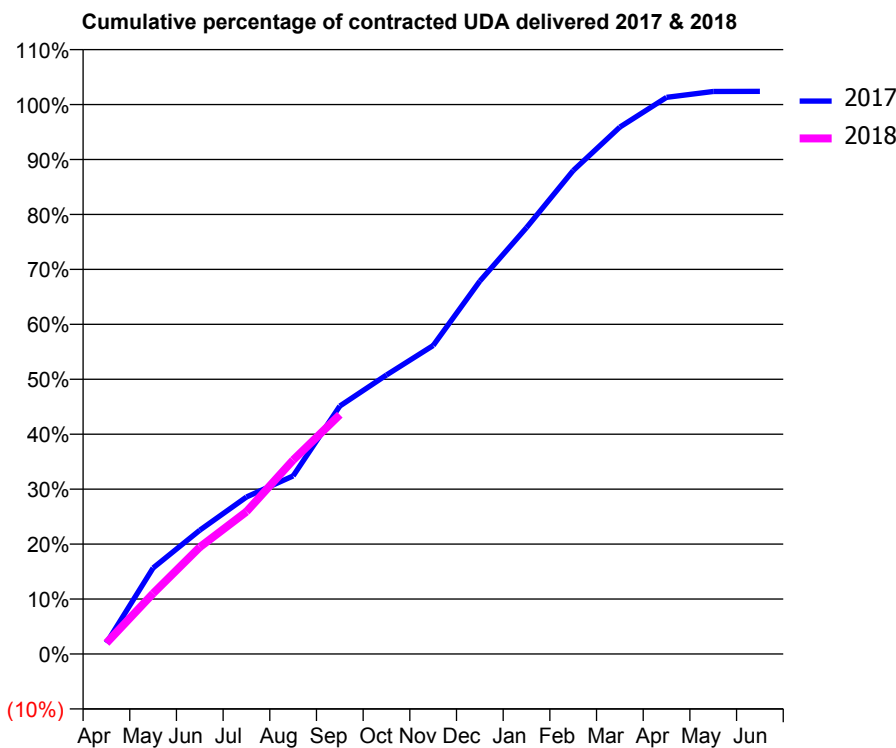
17/18 Contracted general activity (UDA)	9,437
Carry forward general activity (UDA)	-189
17/18 Contracted orthodontic activity (UOA)	0
Carry forward orthodontic activity (UOA)	0
Baseline contract value	£228,473.14

### ACCESS\*

Patients seen in 24 months	Total	Change since previous quarter
Quarter ending September 2016	3,319	
Quarter ending December 2016	3,334	→
Quarter ending March 2017	3,336	→
Quarter ending June 2017	3,291	↓
Quarter ending September 2017	3,237	↓
<b>Variance since September 2016</b>	<b>(2.5%)</b>	<b>↓</b>



### ACTIVITY



Month	Adjusted Scheduled Activity (UDA)	
	2017	2018
April	189	189
May	1,479	1,041
June	2,125	1,835
July	2,697	2,445
August	3,058	3,332
September	4,259	4,110
October	4,792	
November	5,298	
December	6,405	
January	7,322	
February	8,302	
March	9,049	
April	9,561	
May	9,661	
June	9,662	

### QUALITY

	Quantity	Base Number	Contract	AT	Region	England
% of FP17s for the same patient ID Re-attending within 3 months - Children	13	244	5.3%	10.9%	11.6%	11.9%
% of FP17s for the same patient ID Re-attending within 3 months - Adults	296	1,669	17.7%	14.5%	15.2%	15.9%
% of FP17s for the same patient ID Re-attending between 3 & 9 months - Children	51	244	20.9%	59.2%	59.1%	58.1%
% of FP17s for the same patient ID Re-attending between 3 & 9 months - Adults	481	1,669	28.8%	48.7%	51.7%	50.6%
% of FP17s for Band 1 Urgent Courses	296	1,661	17.8%	9.2%	8.0%	9.1%
% of FP17s Relating to Free Repair or Replacements	22	1,661	1.3%	0.8%	0.8%	0.8%
% of FP17s Relating to Continuations	31	1,661	1.9%	1.1%	1.0%	1.1%
% of Patients satisfied with the dentistry they have received	14	14	100.0%	91.6%	91.5%	91.4%
% of Patients satisfied with the time they had to wait for an appointment	14	14	100.0%	86.8%	88.2%	87.7%

\* This is based on patients treated on this contract for their most recent course of treatment. Figures in italics indicate the base number of FP17s or Patient Questionnaire responses are less than 100. N/A is shown where the base number of responses is less than 10 during the period. % is calculated as Quantity/Base number\*100

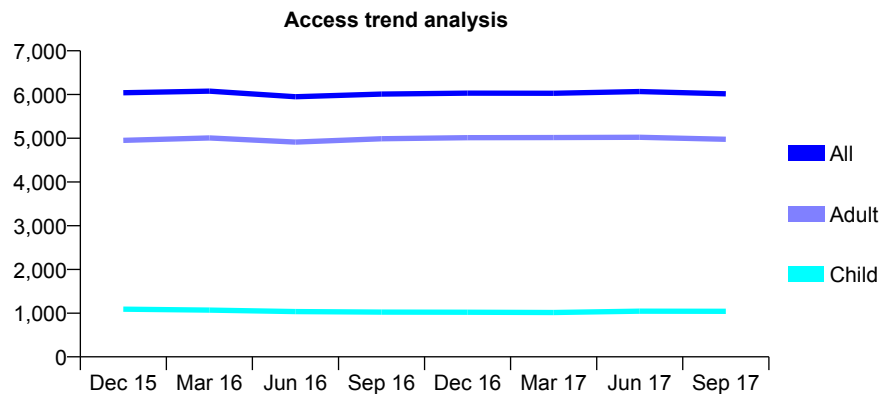
## Q56 - Vital Signs At a Glance Contract Report for 812072/0001 - September 2017

Name or company name	Ipswich Dental Surgery
Contract type name	GDS Contract
Purpose of contract	General
Contract start date	01/04/2006
Contract end date	

17/18 Contracted general activity (UDA)	14,528
Carry forward general activity (UDA)	42
17/18 Contracted orthodontic activity (UOA)	0
Carry forward orthodontic activity (UOA)	0
Baseline contract value	£332,349.10

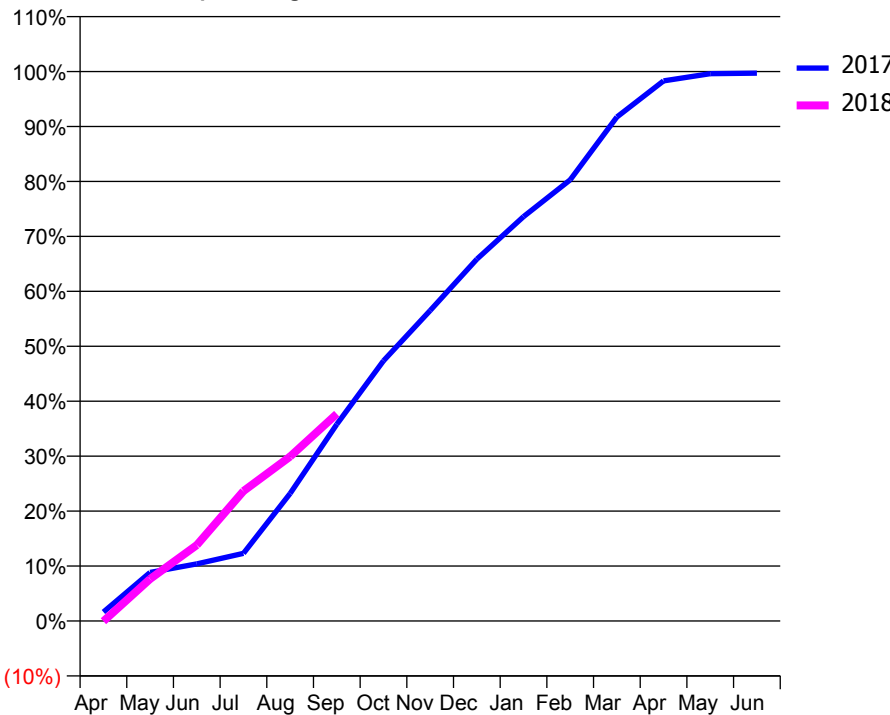
### ACCESS\*

Patients seen in 24 months	Total	Change since previous quarter
Quarter ending September 2016	6,010	
Quarter ending December 2016	6,031	→
Quarter ending March 2017	6,029	→
Quarter ending June 2017	6,067	→
Quarter ending September 2017	6,016	→
<b>Variance since September 2016</b>	<b>0.1%</b>	<b>→</b>



### ACTIVITY

Cumulative percentage of contracted UDA delivered 2017 & 2018



Month	Adjusted Scheduled Activity (UDA)	
	2017	2018
April	238	-9
May	1,284	1,111
June	1,512	2,009
July	1,788	3,435
August	3,374	4,350
September	5,203	5,475
October	6,881	
November	8,210	
December	9,565	
January	10,693	
February	11,663	
March	13,324	
April	14,280	
May	14,472	
June	14,486	

### QUALITY

	Quantity	Base Number	Contract	AT	Region	England
% of FP17s for the same patient ID Re-attending within 3 months - Children	15	557	2.7%	10.9%	11.6%	11.9%
% of FP17s for the same patient ID Re-attending within 3 months - Adults	234	2,491	9.4%	14.5%	15.2%	15.9%
% of FP17s for the same patient ID Re-attending between 3 & 9 months - Children	125	557	22.4%	59.2%	59.1%	58.1%
% of FP17s for the same patient ID Re-attending between 3 & 9 months - Adults	705	2,491	28.3%	48.7%	51.7%	50.6%
% of FP17s for Band 1 Urgent Courses	186	2,598	7.2%	9.2%	8.0%	9.1%
% of FP17s Relating to Free Repair or Replacements	26	2,598	1.0%	0.8%	0.8%	0.8%
% of FP17s Relating to Continuations	39	2,598	1.5%	1.1%	1.0%	1.1%
% of Patients satisfied with the dentistry they have received	15	16	93.8%	91.6%	91.5%	91.4%
% of Patients satisfied with the time they had to wait for an appointment	15	16	93.8%	86.8%	88.2%	87.7%

\* This is based on patients treated on this contract for their most recent course of treatment. Figures in italics indicate the base number of FP17s or Patient Questionnaire responses are less than 100. N/A is shown where the base number of responses is less than 10 during the period. % is calculated as Quantity/Base number\*100

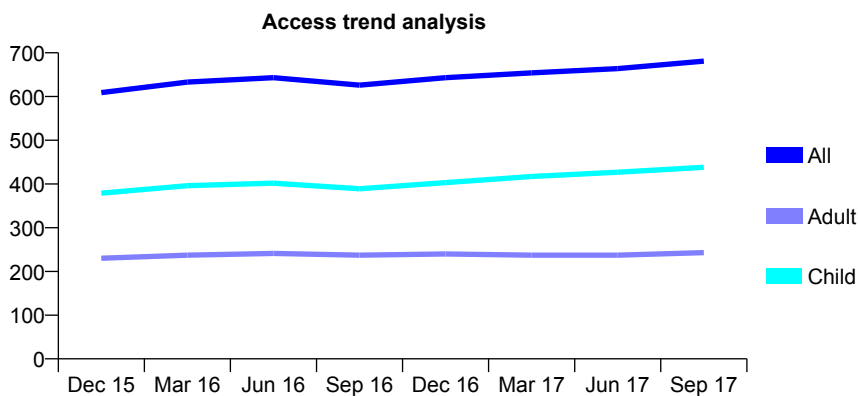
## Q56 - Vital Signs At a Glance Contract Report for 812897/0001 - September 2017

Name or company name	MR WK DRYDEN
Contract type name	GDS Contract
Purpose of contract	General
Contract start date	01/04/2006
Contract end date	

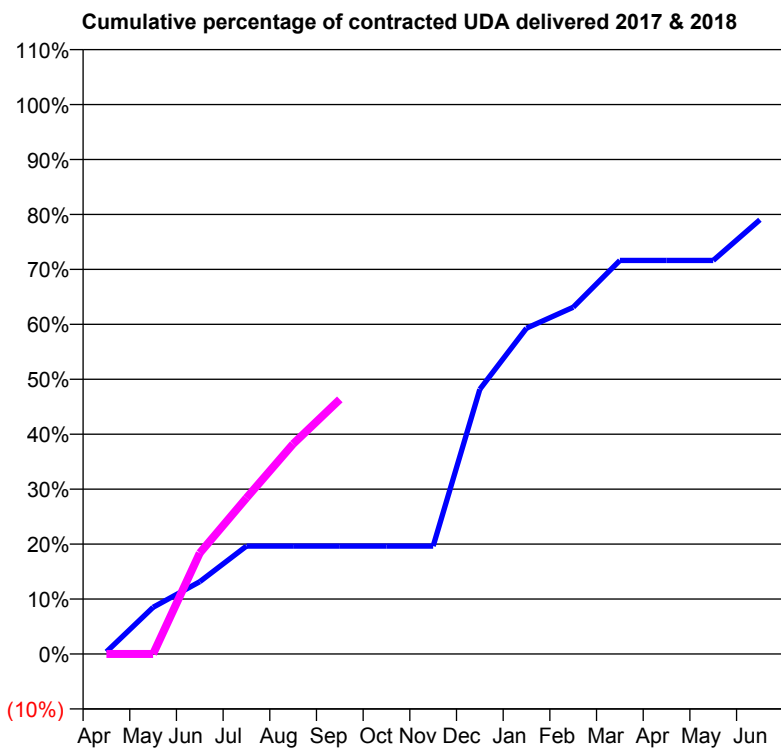
17/18 Contracted general activity (UDA)	1,529
Carry forward general activity (UDA)	0
17/18 Contracted orthodontic activity (UOA)	0
Carry forward orthodontic activity (UOA)	0
Baseline contract value	£48,764.60

### ACCESS\*

Patients seen in 24 months	Total	Change since previous quarter
Quarter ending September 2016	626	
Quarter ending December 2016	643	↑
Quarter ending March 2017	654	→
Quarter ending June 2017	664	→
Quarter ending September 2017	681	↑
<b>Variance since September 2016</b>	<b>8.8%</b>	<b>↑</b>



### ACTIVITY



Adjusted Scheduled Activity (UDA)		
Month	2017	2018
April	6	0
May	130	0
June	201	281
July	300	434
August	300	584
September	300	709
October	300	
November	300	
December	737	
January	907	
February	965	
March	1,095	
April	1,095	
May	1,095	
June	1,208	

### QUALITY

	Quantity	Base Number	Contract	AT	Region	England
% of FP17s for the same patient ID Re-attending within 3 months - Children	13	369	3.5%	10.9%	11.6%	11.9%
% of FP17s for the same patient ID Re-attending within 3 months - Adults	7	125	5.6%	14.5%	15.2%	15.9%
% of FP17s for the same patient ID Re-attending between 3 & 9 months - Children	223	369	60.4%	59.2%	59.1%	58.1%
% of FP17s for the same patient ID Re-attending between 3 & 9 months - Adults	60	125	48.0%	48.7%	51.7%	50.6%
% of FP17s for Band 1 Urgent Courses	13	422	3.1%	9.2%	8.0%	9.1%
% of FP17s Relating to Free Repair or Replacements	0	422	0.0%	0.8%	0.8%	0.8%
% of FP17s Relating to Continuations	0	422	0.0%	1.1%	1.0%	1.1%
% of Patients satisfied with the dentistry they have received	0	0	N/A	91.6%	91.5%	91.4%
% of Patients satisfied with the time they had to wait for an appointment	0	0	N/A	86.8%	88.2%	87.7%

\* This is based on patients treated on this contract for their most recent course of treatment. Figures in italics indicate the base number of FP17s or Patient Questionnaire responses are less than 100. N/A is shown where the base number of responses is less than 10 during the period. % is calculated as Quantity/Base number\*100

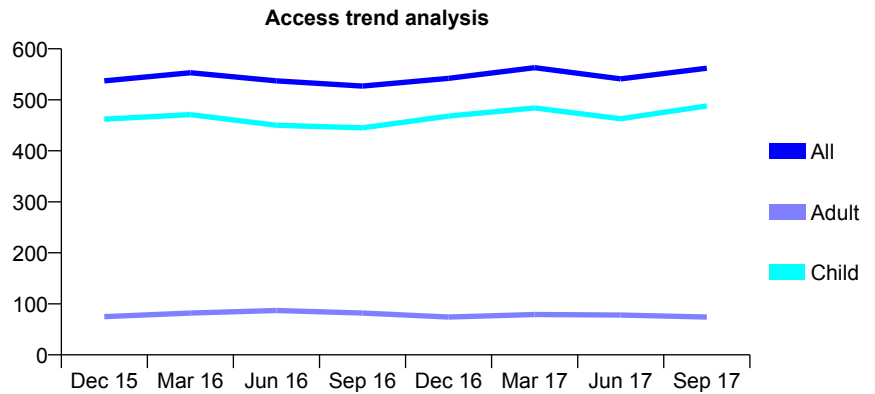
## Q56 - Vital Signs At a Glance Contract Report for 813095/0002 - September 2017

Name or company name	MS BA BRABBINS
Contract type name	GDS Contract
Purpose of contract	General
Contract start date	01/04/2006
Contract end date	

17/18 Contracted general activity (UDA)	1,000
Carry forward general activity (UDA)	-20
17/18 Contracted orthodontic activity (UOA)	0
Carry forward orthodontic activity (UOA)	0
Baseline contract value	£24,360.45

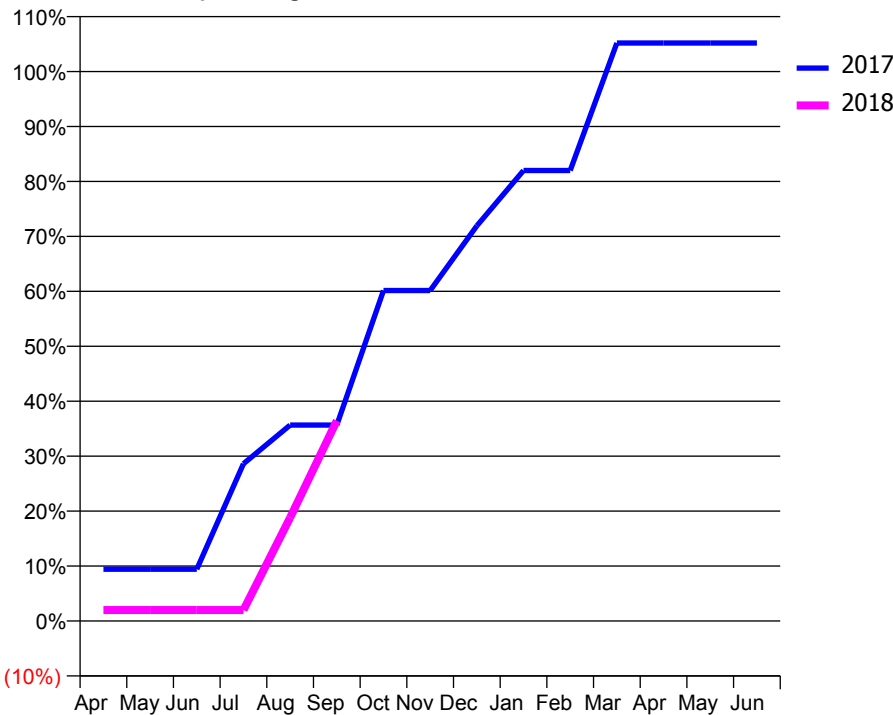
### ACCESS\*

Patients seen in 24 months	Total	Change since previous quarter
Quarter ending September 2016	527	
Quarter ending December 2016	542	↑
Quarter ending March 2017	563	↑
Quarter ending June 2017	541	↓
Quarter ending September 2017	562	↑
<b>Variance since September 2016</b>	<b>6.6%</b>	<b>↑</b>



### ACTIVITY

Cumulative percentage of contracted UDA delivered 2017 & 2018



Month	Adjusted Scheduled Activity (UDA)	
	2017	2018
April	94	20
May	94	20
June	94	20
July	286	20
August	357	188
September	357	365
October	601	
November	601	
December	719	
January	820	
February	820	
March	1,052	
April	1,052	
May	1,052	
June	1,052	

### QUALITY

	Quantity	Base Number	Contract	AT	Region	England
% of FP17s for the same patient ID Re-attending within 3 months - Children	17	439	3.9%	10.9%	11.6%	11.9%
% of FP17s for the same patient ID Re-attending within 3 months - Adults	1	24	4.2%	14.5%	15.2%	15.9%
% of FP17s for the same patient ID Re-attending between 3 & 9 months - Children	314	439	71.5%	59.2%	59.1%	58.1%
% of FP17s for the same patient ID Re-attending between 3 & 9 months - Adults	15	24	62.5%	48.7%	51.7%	50.6%
% of FP17s for Band 1 Urgent Courses	8	416	1.9%	9.2%	8.0%	9.1%
% of FP17s Relating to Free Repair or Replacements	0	416	0.0%	0.8%	0.8%	0.8%
% of FP17s Relating to Continuations	0	416	0.0%	1.1%	1.0%	1.1%
% of Patients satisfied with the dentistry they have received	1	1	N/A	91.6%	91.5%	91.4%
% of Patients satisfied with the time they had to wait for an appointment	1	1	N/A	86.8%	88.2%	87.7%

\* This is based on patients treated on this contract for their most recent course of treatment. Figures in italics indicate the base number of FP17s or Patient Questionnaire responses are less than 100. N/A is shown where the base number of responses is less than 10 during the period. % is calculated as Quantity/Base number\*100

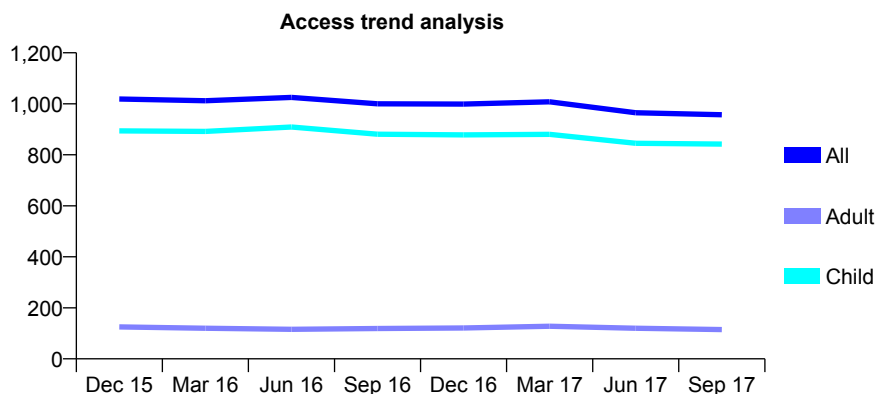
## Q56 - Vital Signs At a Glance Contract Report for 819948/0001 - September 2017

Name or company name	MRS D STOKES
Contract type name	PDS Contract
Purpose of contract	General
Contract start date	01/06/2008
Contract end date	31/03/2018

17/18 Contracted general activity (UDA)	2,129
Carry forward general activity (UDA)	-43
17/18 Contracted orthodontic activity (UOA)	0
Carry forward orthodontic activity (UOA)	0
Baseline contract value	£48,612.06

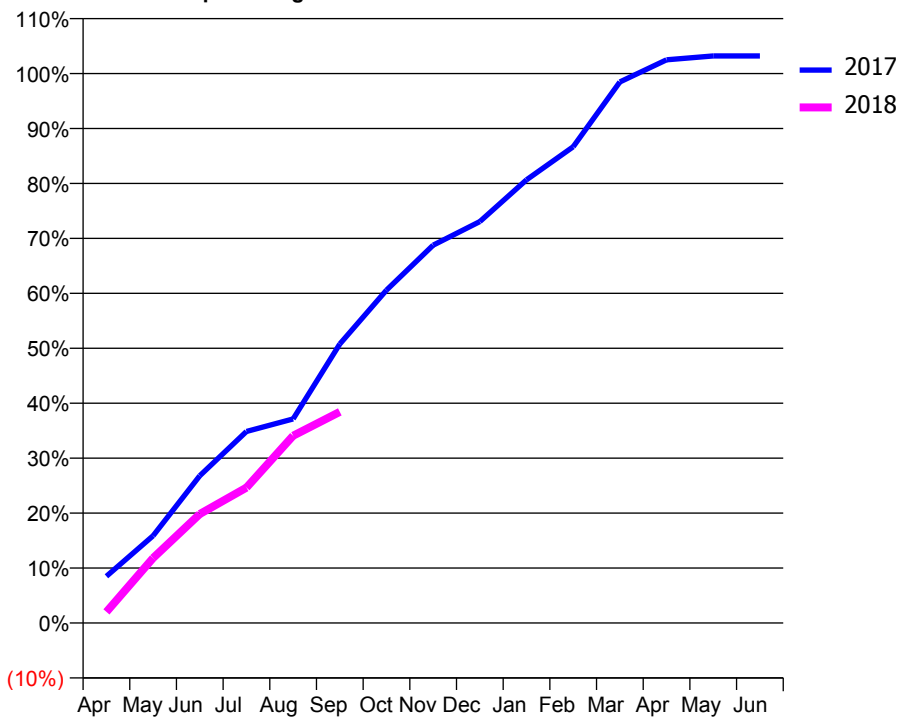
### ACCESS\*

Patients seen in 24 months	Total	Change since previous quarter
Quarter ending September 2016	1,000	
Quarter ending December 2016	999	→
Quarter ending March 2017	1,008	→
Quarter ending June 2017	965	↓
Quarter ending September 2017	957	→
<b>Variance since September 2016</b>	<b>(4.3%)</b>	<b>↓</b>



### ACTIVITY

Cumulative percentage of contracted UDA delivered 2017 & 2018



Adjusted Scheduled Activity (UDA)

Month	2017	2018
April	181	43
May	338	252
June	571	422
July	742	524
August	791	726
September	1,081	818
October	1,290	
November	1,464	
December	1,555	
January	1,717	
February	1,845	
March	2,096	
April	2,182	
May	2,197	
June	2,197	

### QUALITY

	Quantity	Base Number	Contract	AT	Region	England
% of FP17s for the same patient ID Re-attending within 3 months - Children	40	592	6.8%	10.9%	11.6%	11.9%
% of FP17s for the same patient ID Re-attending within 3 months - Adults	0	22	0.0%	14.5%	15.2%	15.9%
% of FP17s for the same patient ID Re-attending between 3 & 9 months - Children	398	592	67.2%	59.2%	59.1%	58.1%
% of FP17s for the same patient ID Re-attending between 3 & 9 months - Adults	17	22	77.3%	48.7%	51.7%	50.6%
% of FP17s for Band 1 Urgent Courses	15	544	2.8%	9.2%	8.0%	9.1%
% of FP17s Relating to Free Repair or Replacements	0	544	0.0%	0.8%	0.8%	0.8%
% of FP17s Relating to Continuations	0	544	0.0%	1.1%	1.0%	1.1%
% of Patients satisfied with the dentistry they have received	3	3	N/A	91.6%	91.5%	91.4%
% of Patients satisfied with the time they had to wait for an appointment	2	3	N/A	86.8%	88.2%	87.7%

\* This is based on patients treated on this contract for their most recent course of treatment. Figures in italics indicate the base number of FP17s or Patient Questionnaire responses are less than 100. N/A is shown where the base number of responses is less than 10 during the period. % is calculated as Quantity/Base number\*100



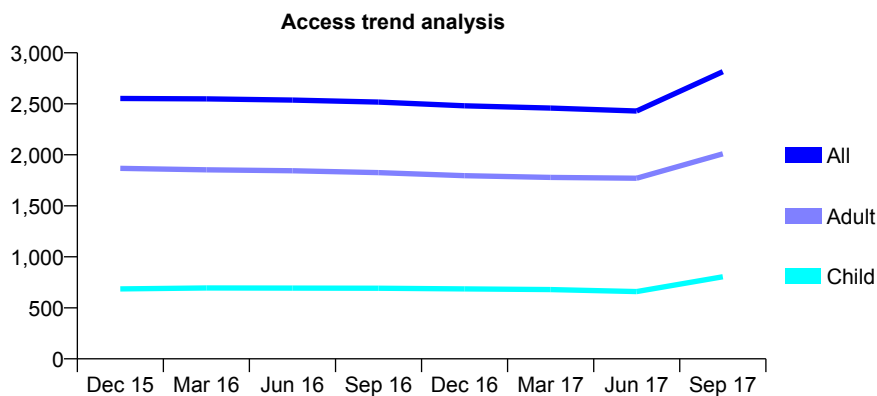
## Q56 - Vital Signs At a Glance Contract Report for 825115/0001 - September 2017

Name or company name	MRS A RICKETTS
Contract type name	PDS Contract
Purpose of contract	General
Contract start date	01/05/2010
Contract end date	31/03/2018

17/18 Contracted general activity (UDA)	9,691
Carry forward general activity (UDA)	204
17/18 Contracted orthodontic activity (UOA)	0
Carry forward orthodontic activity (UOA)	0
Baseline contract value	£230,085.40

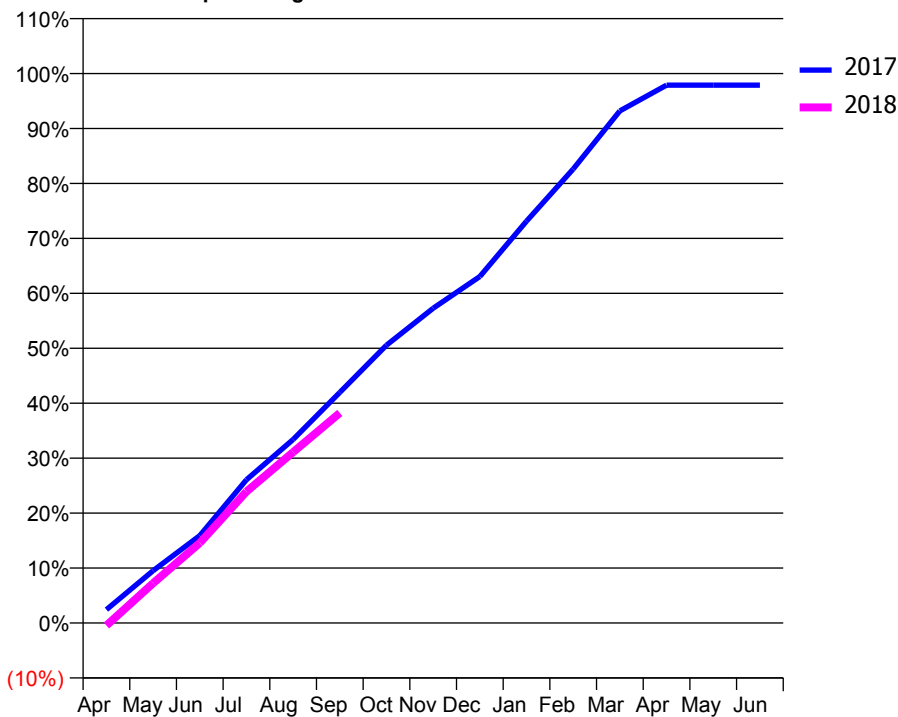
### ACCESS\*

Patients seen in 24 months	Total	Change since previous quarter
Quarter ending September 2016	2,517	
Quarter ending December 2016	2,481	↓
Quarter ending March 2017	2,458	→
Quarter ending June 2017	2,430	↓
Quarter ending September 2017	2,815	↑
<b>Variance since September 2016</b>	<b>11.8%</b>	<b>↑</b>



### ACTIVITY

Cumulative percentage of contracted UDA delivered 2017 & 2018



Adjusted Scheduled Activity (UDA)

Month	2017	2018
April	237	-46
May	923	701
June	1,541	1,412
July	2,527	2,318
August	3,237	3,013
September	4,068	3,705
October	4,899	
November	5,552	
December	6,111	
January	7,087	
February	8,006	
March	9,032	
April	9,487	
May	9,487	
June	9,487	

### QUALITY

	Quantity	Base Number	Contract	AT	Region	England
% of FP17s for the same patient ID Re-attending within 3 months - Children	163	826	19.7%	10.9%	11.6%	11.9%
% of FP17s for the same patient ID Re-attending within 3 months - Adults	311	1,643	18.9%	14.5%	15.2%	15.9%
% of FP17s for the same patient ID Re-attending between 3 & 9 months - Children	475	826	57.5%	59.2%	59.1%	58.1%
% of FP17s for the same patient ID Re-attending between 3 & 9 months - Adults	959	1,643	58.4%	48.7%	51.7%	50.6%
% of FP17s for Band 1 Urgent Courses	122	2,276	5.4%	9.2%	8.0%	9.1%
% of FP17s Relating to Free Repair or Replacements	19	2,276	0.8%	0.8%	0.8%	0.8%
% of FP17s Relating to Continuations	11	2,276	0.5%	1.1%	1.0%	1.1%
% of Patients satisfied with the dentistry they have received	7	7	N/A	91.6%	91.5%	91.4%
% of Patients satisfied with the time they had to wait for an appointment	7	7	N/A	86.8%	88.2%	87.7%

\* This is based on patients treated on this contract for their most recent course of treatment. Figures in italics indicate the base number of FP17s or Patient Questionnaire responses are less than 100. N/A is shown where the base number of responses is less than 10 during the period. % is calculated as Quantity/Base number\*100

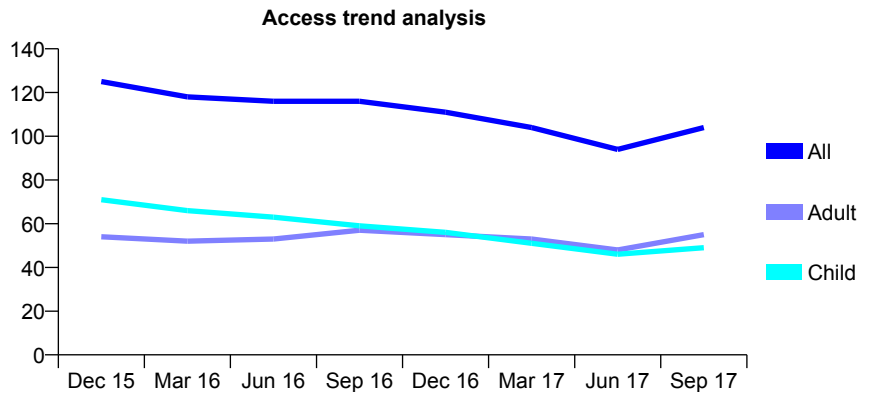
## Q56 - Vital Signs At a Glance Contract Report for 825875/0001 - September 2017

Name or company name	MISS S PATEL
Contract type name	GDS Contract
Purpose of contract	General
Contract start date	01/04/2006
Contract end date	

17/18 Contracted general activity (UDA)	350
Carry forward general activity (UDA)	0
17/18 Contracted orthodontic activity (UOA)	0
Carry forward orthodontic activity (UOA)	0
Baseline contract value	£7,816.72

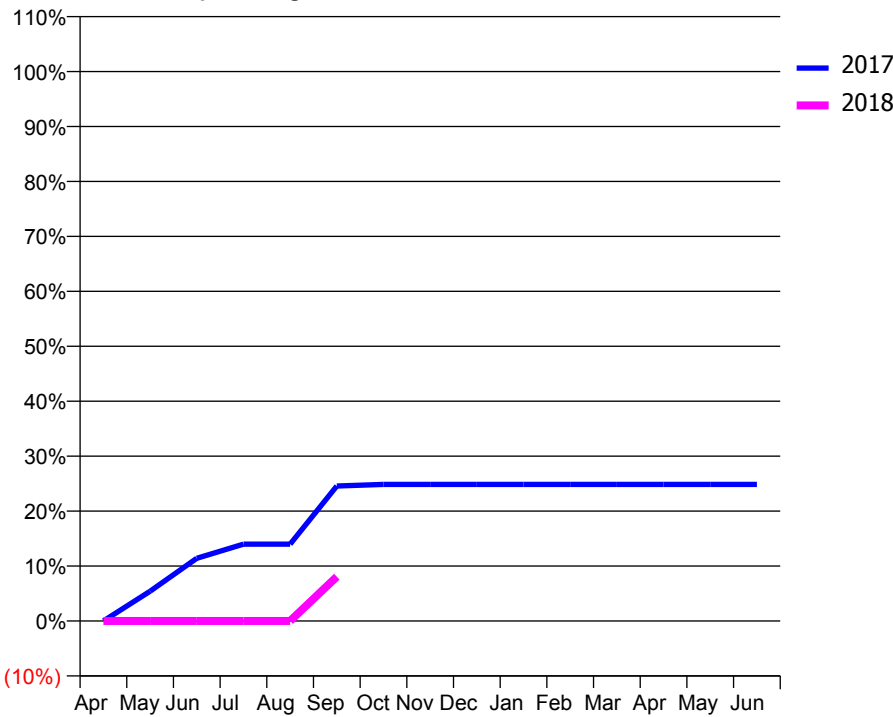
### ACCESS\*

Patients seen in 24 months	Total	Change since previous quarter
Quarter ending September 2016	116	
Quarter ending December 2016	111	↓
Quarter ending March 2017	104	↓
Quarter ending June 2017	94	↓
Quarter ending September 2017	104	↑
<b>Variance since September 2016</b>	<b>(10.3%)</b>	<b>↓</b>



### ACTIVITY

Cumulative percentage of contracted UDA delivered 2017 & 2018



Month	Adjusted Scheduled Activity (UDA)	
	2017	2018
April	0	0
May	19	0
June	40	0
July	49	0
August	49	0
September	86	28
October	87	
November	87	
December	87	
January	87	
February	87	
March	87	
April	87	
May	87	
June	87	

### QUALITY

	Quantity	Base Number	Contract	AT	Region	England
% of FP17s for the same patient ID Re-attending within 3 months - Children	1	71	1.4%	10.9%	11.6%	11.9%
% of FP17s for the same patient ID Re-attending within 3 months - Adults	4	54	7.4%	14.5%	15.2%	15.9%
% of FP17s for the same patient ID Re-attending between 3 & 9 months - Children	41	71	57.7%	59.2%	59.1%	58.1%
% of FP17s for the same patient ID Re-attending between 3 & 9 months - Adults	31	54	57.4%	48.7%	51.7%	50.6%
% of FP17s for Band 1 Urgent Courses	1	52	1.9%	9.2%	8.0%	9.1%
% of FP17s Relating to Free Repair or Replacements	0	52	0.0%	0.8%	0.8%	0.8%
% of FP17s Relating to Continuations	0	52	0.0%	1.1%	1.0%	1.1%
% of Patients satisfied with the dentistry they have received	0	0	N/A	91.6%	91.5%	91.4%
% of Patients satisfied with the time they had to wait for an appointment	0	0	N/A	86.8%	88.2%	87.7%

\* This is based on patients treated on this contract for their most recent course of treatment. Figures in italics indicate the base number of FP17s or Patient Questionnaire responses are less than 100. N/A is shown where the base number of responses is less than 10 during the period. % is calculated as Quantity/Base number\*100

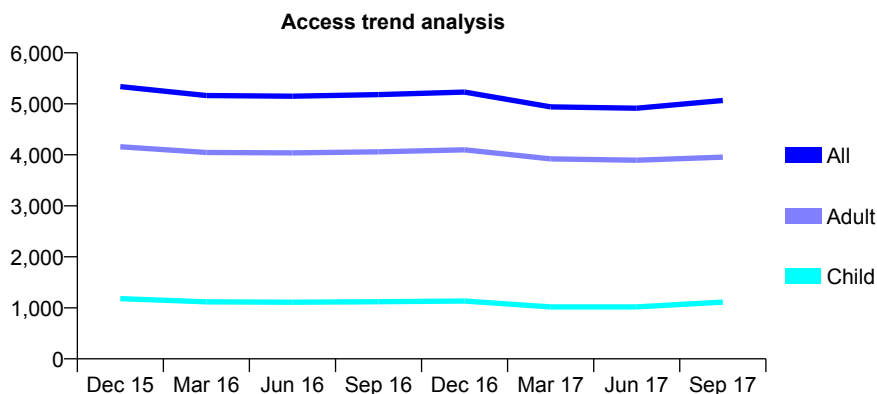
## Q56 - Vital Signs At a Glance Contract Report for 827134/0006 - September 2017

Name or company name	MR JG PLUMMER
Contract type name	GDS Contract
Purpose of contract	General and Orthodontic
Contract start date	01/04/2006
Contract end date	

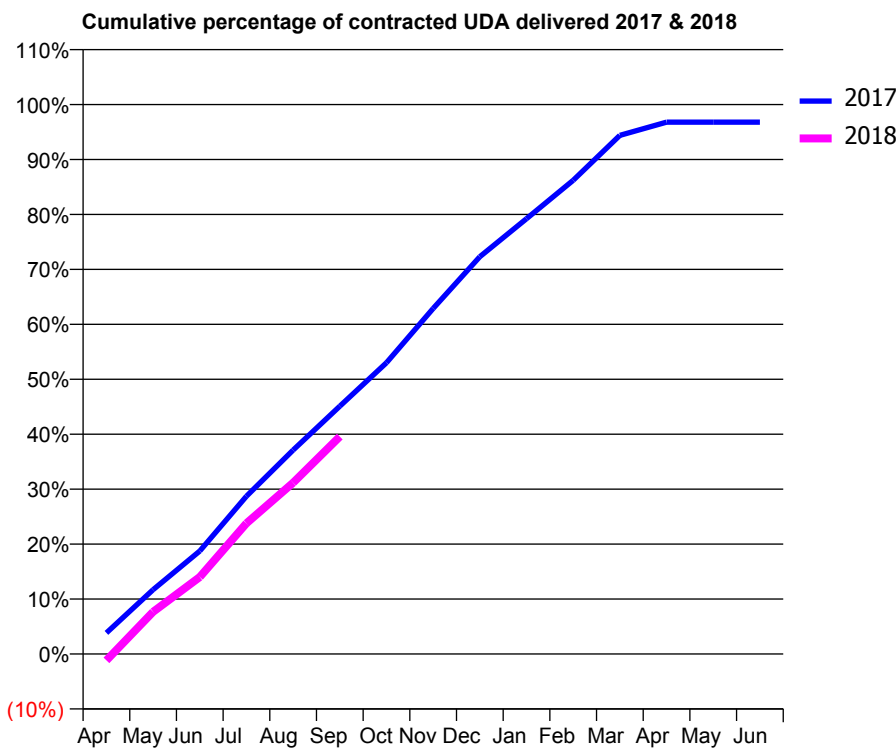
17/18 Contracted general activity (UDA)	13,778
Carry forward general activity (UDA)	442
17/18 Contracted orthodontic activity (UOA)	1,408
Carry forward orthodontic activity (UOA)	41
Baseline contract value	£560,956.05

### ACCESS\*

Patients seen in 24 months	Total	Change since previous quarter
Quarter ending September 2016	5,181	
Quarter ending December 2016	5,231	→
Quarter ending March 2017	4,940	↓
Quarter ending June 2017	4,913	→
Quarter ending September 2017	5,065	↑
<b>Variance since September 2016</b>	<b>(2.2%)</b>	<b>↓</b>



### ACTIVITY



Month	Adjusted Scheduled Activity (UDA)	
	2017	2018
April	529	-162
May	1,614	1,060
June	2,583	1,930
July	3,956	3,278
August	5,115	4,295
September	6,215	5,450
October	7,305	
November	8,666	
December	9,961	
January	10,915	
February	11,878	
March	13,005	
April	13,335	
May	13,336	
June	13,336	

### QUALITY

	Quantity	Base Number	Contract	AT	Region	England
% of FP17s for the same patient ID Re-attending within 3 months - Children	66	860	7.7%	10.9%	11.6%	11.9%
% of FP17s for the same patient ID Re-attending within 3 months - Adults	337	2,496	13.5%	14.5%	15.2%	15.9%
% of FP17s for the same patient ID Re-attending between 3 & 9 months - Children	332	860	38.6%	59.2%	59.1%	58.1%
% of FP17s for the same patient ID Re-attending between 3 & 9 months - Adults	797	2,496	31.9%	48.7%	51.7%	50.6%
% of FP17s for Band 1 Urgent Courses	436	3,012	14.5%	9.2%	8.0%	9.1%
% of FP17s Relating to Free Repair or Replacements	77	3,012	2.6%	0.8%	0.8%	0.8%
% of FP17s Relating to Continuations	31	3,012	1.0%	1.1%	1.0%	1.1%
% of Patients satisfied with the dentistry they have received	8	8	N/A	91.6%	91.5%	91.4%
% of Patients satisfied with the time they had to wait for an appointment	8	8	N/A	86.8%	88.2%	87.7%

\* This is based on patients treated on this contract for their most recent course of treatment. Figures in italics indicate the base number of FP17s or Patient Questionnaire responses are less than 100. N/A is shown where the base number of responses is less than 10 during the period. % is calculated as Quantity/Base number\*100

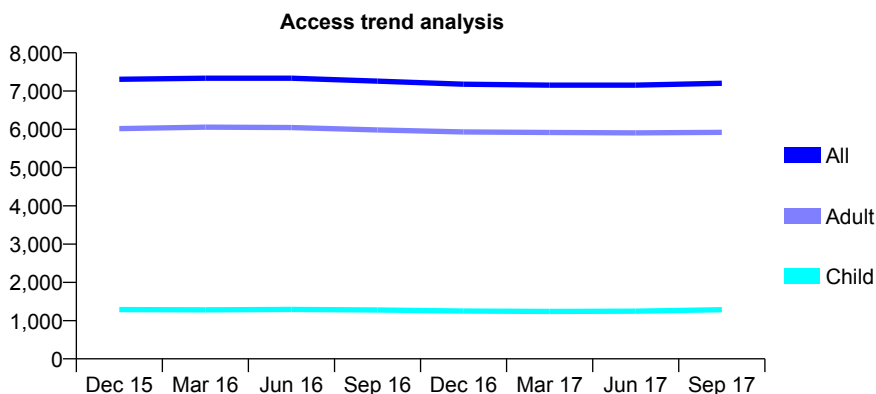
## Q56 - Vital Signs At a Glance Contract Report for 827134/0007 - September 2017

Name or company name	MR JG PLUMMER
Contract type name	GDS Contract
Purpose of contract	General and Orthodontic
Contract start date	01/04/2006
Contract end date	

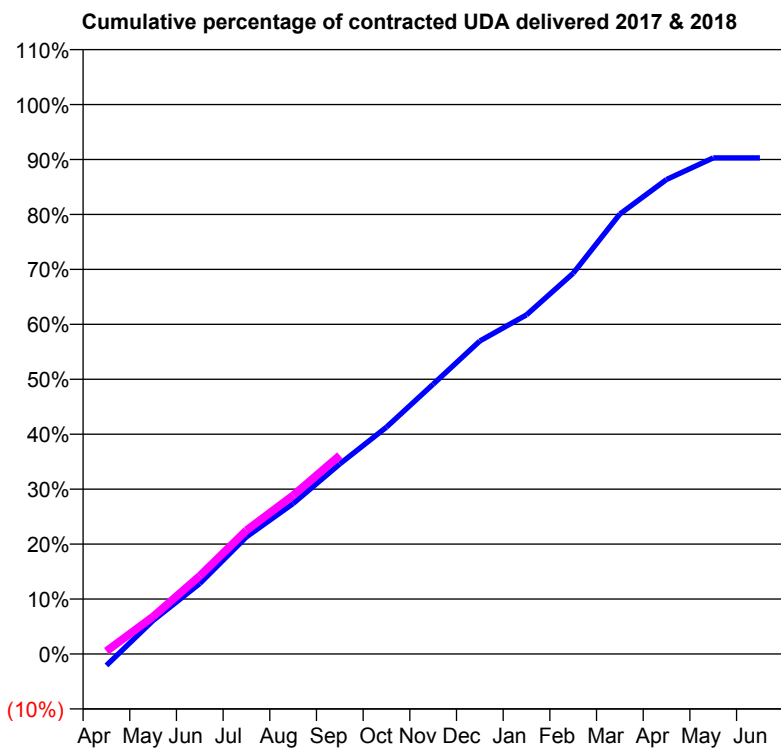
17/18 Contracted general activity (UDA)	17,482
Carry forward general activity (UDA)	0
17/18 Contracted orthodontic activity (UOA)	1,430
Carry forward orthodontic activity (UOA)	5
Baseline contract value	£705,773.61

### ACCESS\*

Patients seen in 24 months	Total	Change since previous quarter
Quarter ending September 2016	7,260	
Quarter ending December 2016	7,178	↓
Quarter ending March 2017	7,155	→
Quarter ending June 2017	7,153	→
Quarter ending September 2017	7,205	→
<b>Variance since September 2016</b>	<b>(0.8%)</b>	→



### ACTIVITY



Month	Adjusted Scheduled Activity (UDA)	
	2017	2018
April	-366	90
May	1,069	1,192
June	2,241	2,482
July	3,726	3,934
August	4,789	5,047
September	6,049	6,319
October	7,220	
November	8,586	
December	9,959	
January	10,791	
February	12,115	
March	13,996	
April	15,098	
May	15,782	
June	15,782	

### QUALITY

	Quantity	Base Number	Contract	AT	Region	England
% of FP17s for the same patient ID Re-attending within 3 months - Children	89	949	9.4%	10.9%	11.6%	11.9%
% of FP17s for the same patient ID Re-attending within 3 months - Adults	677	4,077	16.6%	14.5%	15.2%	15.9%
% of FP17s for the same patient ID Re-attending between 3 & 9 months - Children	364	949	38.4%	59.2%	59.1%	58.1%
% of FP17s for the same patient ID Re-attending between 3 & 9 months - Adults	1,439	4,077	35.3%	48.7%	51.7%	50.6%
% of FP17s for Band 1 Urgent Courses	520	3,645	14.3%	9.2%	8.0%	9.1%
% of FP17s Relating to Free Repair or Replacements	61	3,645	1.7%	0.8%	0.8%	0.8%
% of FP17s Relating to Continuations	60	3,645	1.6%	1.1%	1.0%	1.1%
% of Patients satisfied with the dentistry they have received	10	12	83.3%	91.6%	91.5%	91.4%
% of Patients satisfied with the time they had to wait for an appointment	10	12	83.3%	86.8%	88.2%	87.7%

\* This is based on patients treated on this contract for their most recent course of treatment. Figures in italics indicate the base number of FP17s or Patient Questionnaire responses are less than 100. N/A is shown where the base number of responses is less than 10 during the period. % is calculated as Quantity/Base number\*100

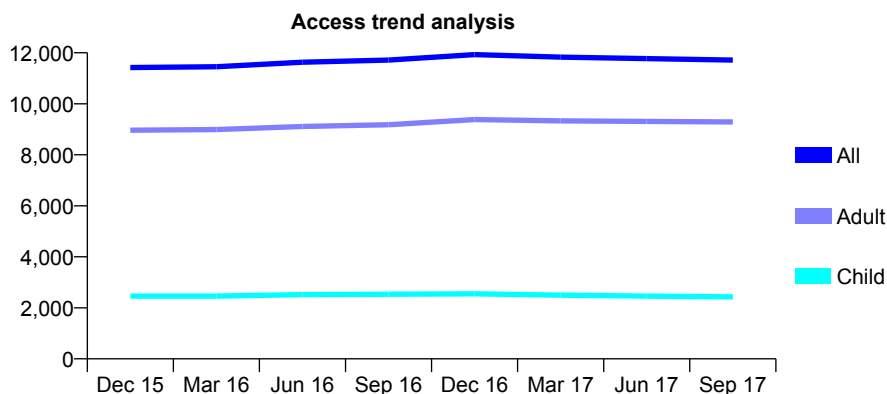
## Q56 - Vital Signs At a Glance Contract Report for 827134/0008 - September 2017

Name or company name	MR JG PLUMMER
Contract type name	GDS Contract
Purpose of contract	General and Orthodontic
Contract start date	01/04/2006
Contract end date	

17/18 Contracted general activity (UDA)	25,930
Carry forward general activity (UDA)	592
17/18 Contracted orthodontic activity (UOA)	1,430
Carry forward orthodontic activity (UOA)	-5
Baseline contract value	£852,042.08

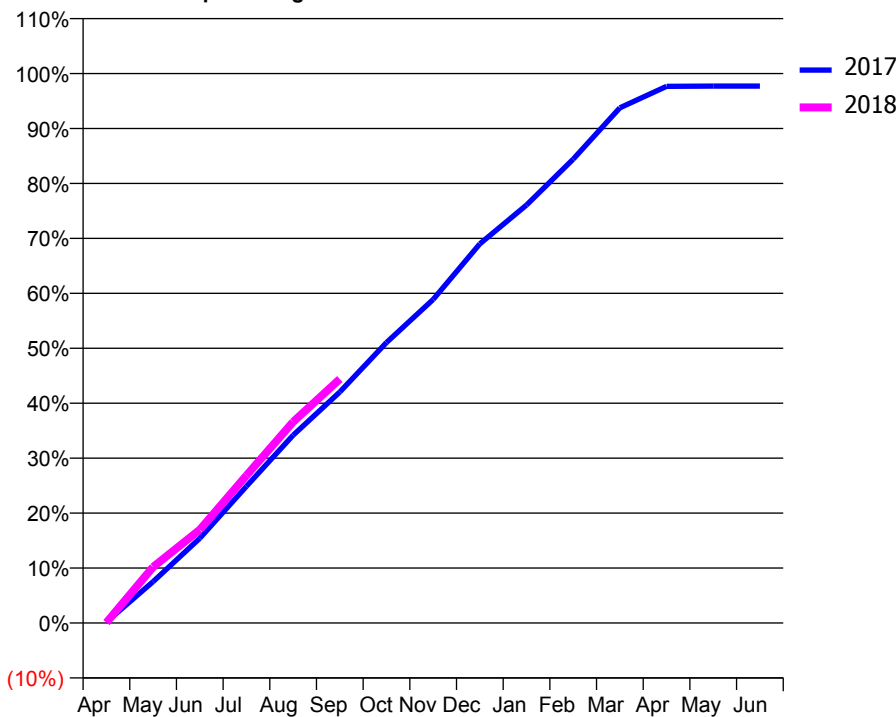
### ACCESS\*

Patients seen in 24 months	Total	Change since previous quarter
Quarter ending September 2016	11,713	
Quarter ending December 2016	11,928	→
Quarter ending March 2017	11,829	→
Quarter ending June 2017	11,771	→
Quarter ending September 2017	11,717	→
<b>Variance since September 2016</b>	<b>0.0%</b>	<b>→</b>



### ACTIVITY

Cumulative percentage of contracted UDA delivered 2017 & 2018



Month	Adjusted Scheduled Activity (UDA)	
	2017	2018
April	47	22
May	1,955	2,645
June	3,998	4,404
July	6,452	6,965
August	8,862	9,490
September	10,904	11,513
October	13,236	
November	15,268	
December	17,894	
January	19,721	
February	21,885	
March	24,309	
April	25,321	
May	25,336	
June	25,338	

### QUALITY

	Quantity	Base Number	Contract	AT	Region	England
% of FP17s for the same patient ID Re-attending within 3 months - Children	153	1,993	7.7%	10.9%	11.6%	11.9%
% of FP17s for the same patient ID Re-attending within 3 months - Adults	843	6,377	13.2%	14.5%	15.2%	15.9%
% of FP17s for the same patient ID Re-attending between 3 & 9 months - Children	1,062	1,993	53.3%	59.2%	59.1%	58.1%
% of FP17s for the same patient ID Re-attending between 3 & 9 months - Adults	2,326	6,377	36.5%	48.7%	51.7%	50.6%
% of FP17s for Band 1 Urgent Courses	1,024	7,273	14.1%	9.2%	8.0%	9.1%
% of FP17s Relating to Free Repair or Replacements	81	7,273	1.1%	0.8%	0.8%	0.8%
% of FP17s Relating to Continuations	39	7,273	0.5%	1.1%	1.0%	1.1%
% of Patients satisfied with the dentistry they have received	25	26	96.2%	91.6%	91.5%	91.4%
% of Patients satisfied with the time they had to wait for an appointment	24	26	92.3%	86.8%	88.2%	87.7%

\* This is based on patients treated on this contract for their most recent course of treatment. Figures in italics indicate the base number of FP17s or Patient Questionnaire responses are less than 100. N/A is shown where the base number of responses is less than 10 during the period. % is calculated as Quantity/Base number\*100

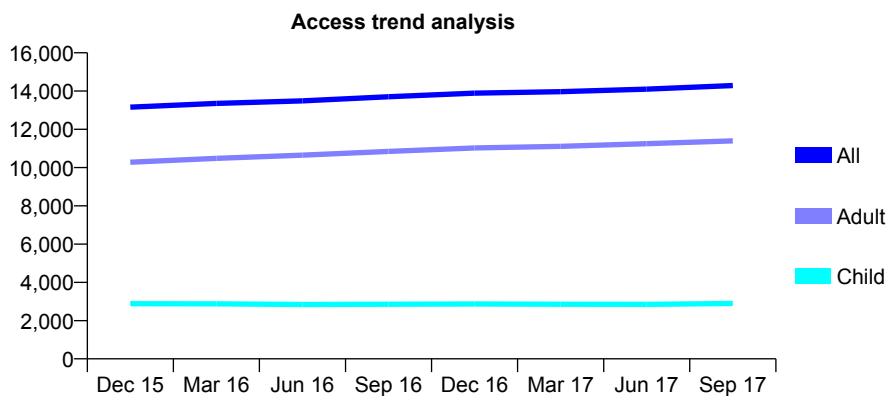
## Q56 - Vital Signs At a Glance Contract Report for 827134/0009 - September 2017

Name or company name	MR JG PLUMMER
Contract type name	GDS Contract
Purpose of contract	General and Orthodontic
Contract start date	01/04/2006
Contract end date	

17/18 Contracted general activity (UDA)	32,392
Carry forward general activity (UDA)	690
17/18 Contracted orthodontic activity (UOA)	1,980
Carry forward orthodontic activity (UOA)	0
Baseline contract value	£1,080,480.30

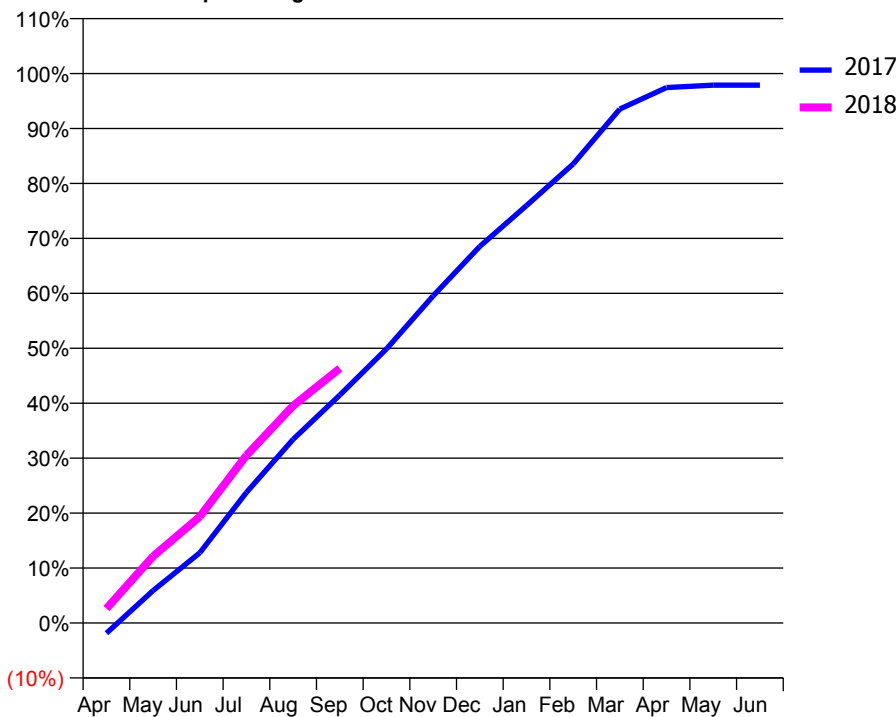
### ACCESS\*

Patients seen in 24 months	Total	Change since previous quarter
Quarter ending September 2016	13,700	
Quarter ending December 2016	13,893	→
Quarter ending March 2017	13,969	→
Quarter ending June 2017	14,100	→
Quarter ending September 2017	14,289	→
<b>Variance since September 2016</b>	<b>4.3%</b>	<b>↑</b>



### ACTIVITY

Cumulative percentage of contracted UDA delivered 2017 & 2018



Month	Adjusted Scheduled Activity (UDA)	
	2017	2018
April	-609	850
May	1,917	3,934
June	4,138	6,271
July	7,703	9,887
August	10,828	12,811
September	13,439	15,009
October	16,157	
November	19,286	
December	22,202	
January	24,604	
February	27,061	
March	30,300	
April	31,561	
May	31,702	
June	31,702	

### QUALITY

	Quantity	Base Number	Contract	AT	Region	England
% of FP17s for the same patient ID Re-attending within 3 months - Children	149	2,440	6.1%	10.9%	11.6%	11.9%
% of FP17s for the same patient ID Re-attending within 3 months - Adults	1,111	8,203	13.5%	14.5%	15.2%	15.9%
% of FP17s for the same patient ID Re-attending between 3 & 9 months - Children	1,412	2,440	57.9%	59.2%	59.1%	58.1%
% of FP17s for the same patient ID Re-attending between 3 & 9 months - Adults	3,144	8,203	38.3%	48.7%	51.7%	50.6%
% of FP17s for Band 1 Urgent Courses	1,254	9,606	13.1%	9.2%	8.0%	9.1%
% of FP17s Relating to Free Repair or Replacements	105	9,606	1.1%	0.8%	0.8%	0.8%
% of FP17s Relating to Continuations	74	9,606	0.8%	1.1%	1.0%	1.1%
% of Patients satisfied with the dentistry they have received	18	20	90.0%	91.6%	91.5%	91.4%
% of Patients satisfied with the time they had to wait for an appointment	16	20	80.0%	86.8%	88.2%	87.7%

\* This is based on patients treated on this contract for their most recent course of treatment. Figures in italics indicate the base number of FP17s or Patient Questionnaire responses are less than 100. N/A is shown where the base number of responses is less than 10 during the period. % is calculated as Quantity/Base number\*100

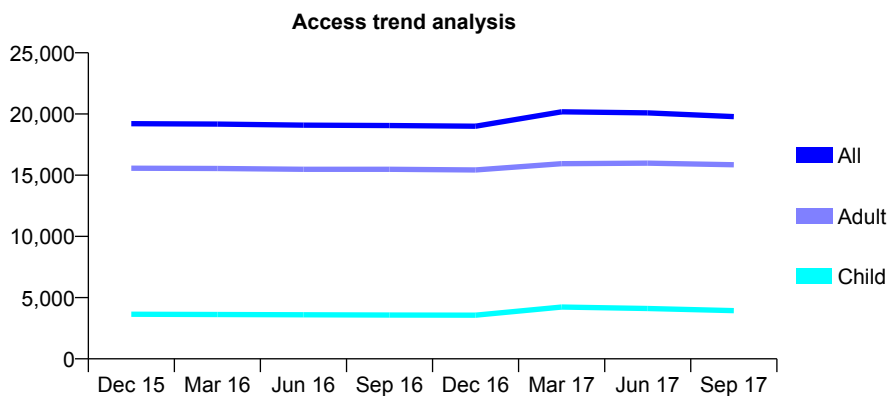
## Q56 - Vital Signs At a Glance Contract Report for 827134/0010 - September 2017

Name or company name	MR JG PLUMMER
Contract type name	Pilot Contract
Purpose of contract	General and Orthodontic
Contract start date	01/04/2006
Contract end date	

17/18 Contracted general activity (UDA)	51,443
Carry forward general activity (UDA)	0
17/18 Contracted orthodontic activity (UOA)	2,750
Carry forward orthodontic activity (UOA)	4
Baseline contract value	£1,663,806.62

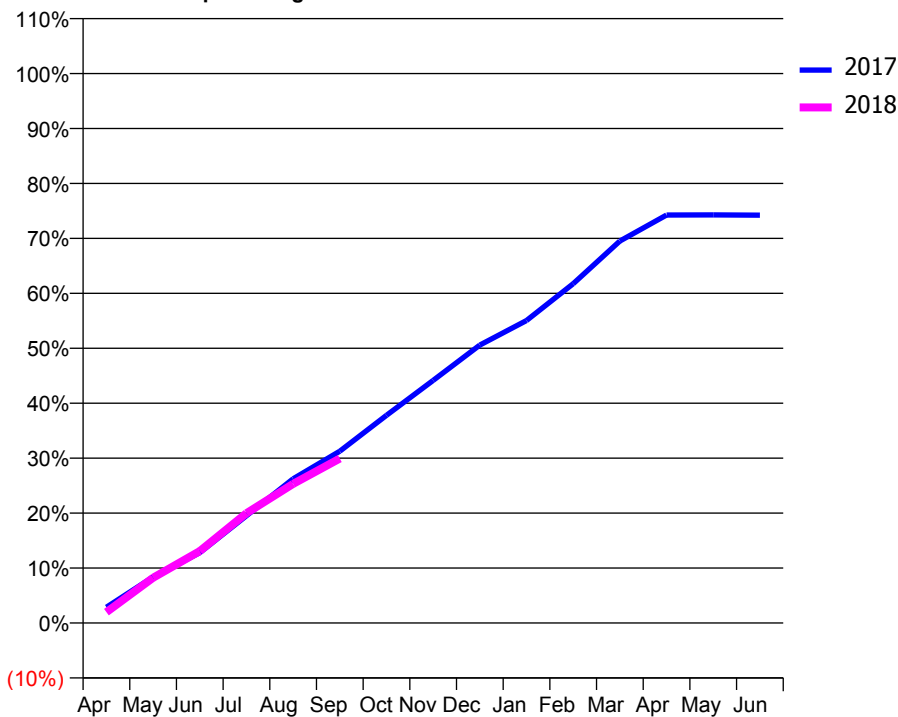
### ACCESS\*

Patients seen in 24 months	Total	Change since previous quarter
Quarter ending September 2016	19,063	
Quarter ending December 2016	19,002	→
Quarter ending March 2017	20,177	↑
Quarter ending June 2017	20,094	→
Quarter ending September 2017	19,791	↓
<b>Variance since September 2016</b>	<b>3.8%</b>	<b>↑</b>



### ACTIVITY

Cumulative percentage of contracted UDA delivered 2017 & 2018



Month	Adjusted Scheduled Activity (UDA)	
	2017	2018
April	1,485	1,020
May	4,308	4,234
June	6,583	6,733
July	10,049	10,277
August	13,502	13,024
September	16,079	15,400
October	19,446	
November	22,710	
December	26,028	
January	28,318	
February	31,766	
March	35,761	
April	38,198	
May	38,202	
June	38,183	

### QUALITY

	Quantity	Base Number	Contract	AT	Region	England
% of FP17s for the same patient ID Re-attending within 3 months - Children	191	2,892	6.6%	10.9%	11.6%	11.9%
% of FP17s for the same patient ID Re-attending within 3 months - Adults	804	8,271	9.7%	14.5%	15.2%	15.9%
% of FP17s for the same patient ID Re-attending between 3 & 9 months - Children	1,169	2,892	40.4%	59.2%	59.1%	58.1%
% of FP17s for the same patient ID Re-attending between 3 & 9 months - Adults	2,581	8,271	31.2%	48.7%	51.7%	50.6%
% of FP17s for Band 1 Urgent Courses	790	8,649	9.1%	9.2%	8.0%	9.1%
% of FP17s Relating to Free Repair or Replacements	87	8,649	1.0%	0.8%	0.8%	0.8%
% of FP17s Relating to Continuations	57	8,649	0.7%	1.1%	1.0%	1.1%
% of Patients satisfied with the dentistry they have received	71	77	92.2%	91.6%	91.5%	91.4%
% of Patients satisfied with the time they had to wait for an appointment	63	77	81.8%	86.8%	88.2%	87.7%

\* This is based on patients treated on this contract for their most recent course of treatment. Figures in italics indicate the base number of FP17s or Patient Questionnaire responses are less than 100. N/A is shown where the base number of responses is less than 10 during the period. % is calculated as Quantity/Base number\*100

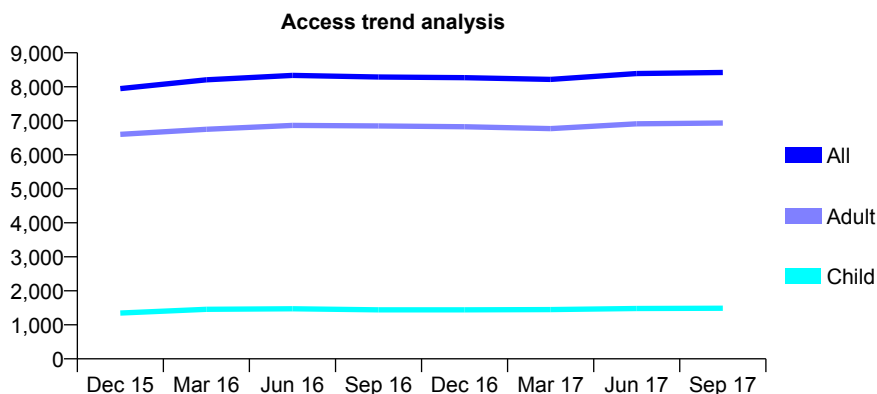
## Q56 - Vital Signs At a Glance Contract Report for 827134/0012 - September 2017

Name or company name	MR JG PLUMMER
Contract type name	GDS Contract
Purpose of contract	General and Orthodontic
Contract start date	01/04/2006
Contract end date	

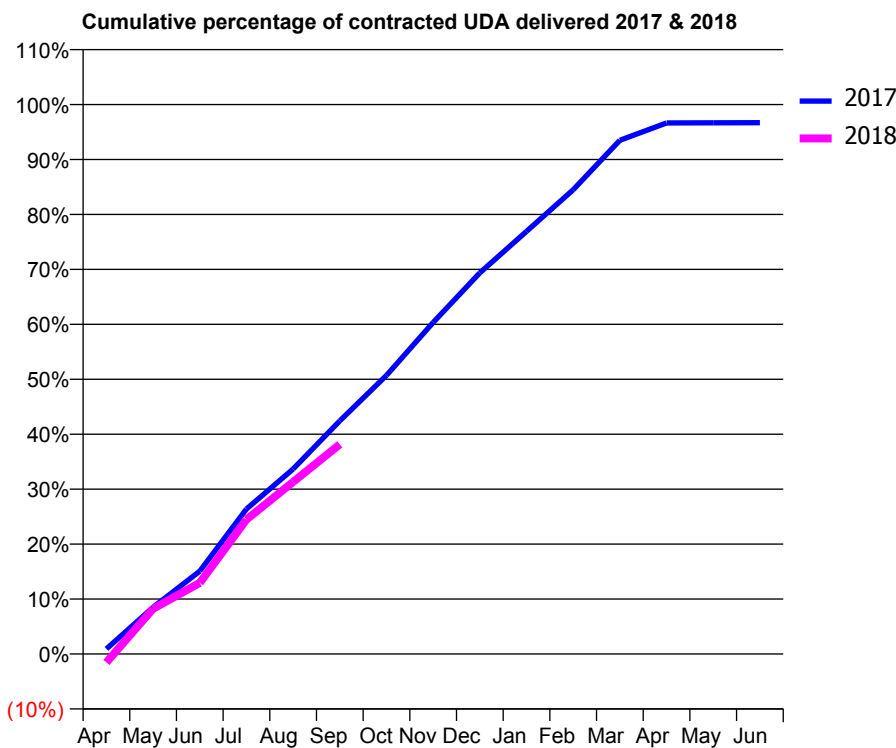
17/18 Contracted general activity (UDA)	22,126
Carry forward general activity (UDA)	734
17/18 Contracted orthodontic activity (UOA)	2,090
Carry forward orthodontic activity (UOA)	81
Baseline contract value	£826,898.01

### ACCESS\*

Patients seen in 24 months	Total	Change since previous quarter
Quarter ending September 2016	8,290	
Quarter ending December 2016	8,268	→
Quarter ending March 2017	8,218	→
Quarter ending June 2017	8,391	↑
Quarter ending September 2017	8,421	→
<b>Variance since September 2016</b>	<b>1.6%</b>	<b>→</b>



### ACTIVITY



Month	Adjusted Scheduled Activity (UDA)	
	2017	2018
April	209	-340
May	1,880	1,823
June	3,337	2,864
July	5,839	5,412
August	7,450	6,928
September	9,386	8,443
October	11,221	
November	13,349	
December	15,347	
January	17,018	
February	18,696	
March	20,683	
April	21,386	
May	21,391	
June	21,392	

### QUALITY

	Quantity	Base Number	Contract	AT	Region	England
% of FP17s for the same patient ID Re-attending within 3 months - Children	108	1,109	9.7%	10.9%	11.6%	11.9%
% of FP17s for the same patient ID Re-attending within 3 months - Adults	499	4,066	12.3%	14.5%	15.2%	15.9%
% of FP17s for the same patient ID Re-attending between 3 & 9 months - Children	488	1,109	44.0%	59.2%	59.1%	58.1%
% of FP17s for the same patient ID Re-attending between 3 & 9 months - Adults	1,132	4,066	27.8%	48.7%	51.7%	50.6%
% of FP17s for Band 1 Urgent Courses	451	4,552	9.9%	9.2%	8.0%	9.1%
% of FP17s Relating to Free Repair or Replacements	176	4,552	3.9%	0.8%	0.8%	0.8%
% of FP17s Relating to Continuations	48	4,552	1.1%	1.1%	1.0%	1.1%
% of Patients satisfied with the dentistry they have received	8	8	N/A	91.6%	91.5%	91.4%
% of Patients satisfied with the time they had to wait for an appointment	6	8	N/A	86.8%	88.2%	87.7%

\* This is based on patients treated on this contract for their most recent course of treatment. Figures in italics indicate the base number of FP17s or Patient Questionnaire responses are less than 100. N/A is shown where the base number of responses is less than 10 during the period. % is calculated as Quantity/Base number\*100



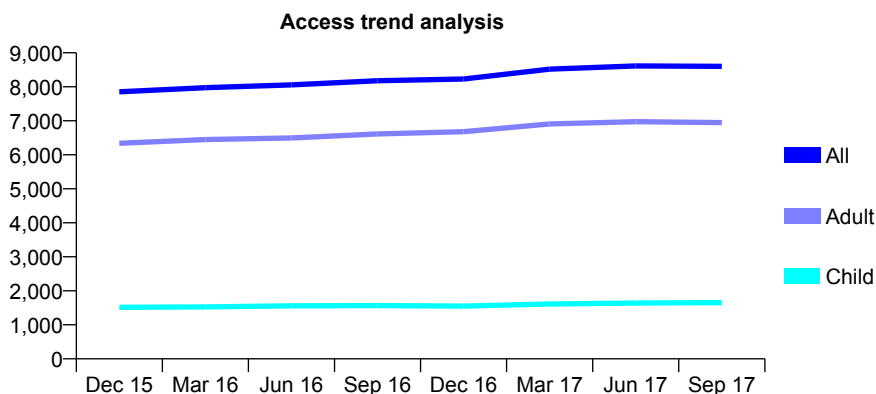
## Q56 - Vital Signs At a Glance Contract Report for 827134/0013 - September 2017

Name or company name	MR JG PLUMMER
Contract type name	GDS Contract
Purpose of contract	General and Orthodontic
Contract start date	01/04/2006
Contract end date	

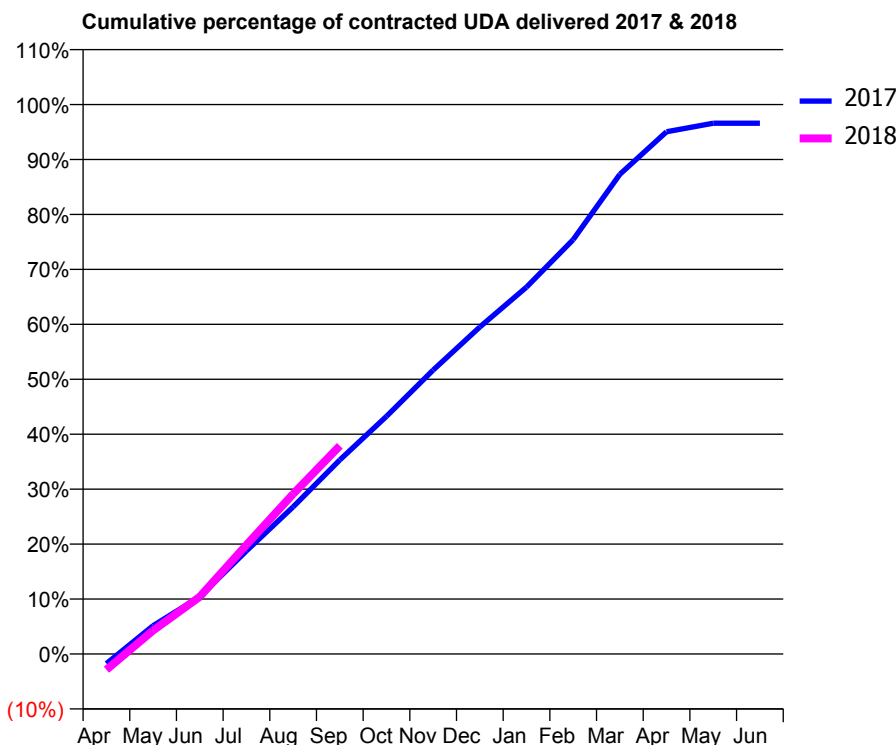
17/18 Contracted general activity (UDA)	24,945
Carry forward general activity (UDA)	851
17/18 Contracted orthodontic activity (UOA)	2,064
Carry forward orthodontic activity (UOA)	68
Baseline contract value	£887,313.70

### ACCESS\*

Patients seen in 24 months	Total	Change since previous quarter
Quarter ending September 2016	8,180	
Quarter ending December 2016	8,231	→
Quarter ending March 2017	8,521	↑
Quarter ending June 2017	8,615	→
Quarter ending September 2017	8,600	→
<b>Variance since September 2016</b>	<b>5.1%</b>	<b>↑</b>



### ACTIVITY



Month	2017	2018
April	-438	-715
May	1,289	1,066
June	2,602	2,597
July	4,680	4,955
August	6,681	7,268
September	8,812	9,453
October	10,793	
November	12,888	
December	14,848	
January	16,658	
February	18,814	
March	21,777	
April	23,706	
May	24,094	
June	24,094	

### QUALITY

	Quantity	Base Number	Contract	AT	Region	England
% of FP17s for the same patient ID Re-attending within 3 months - Children	150	1,370	10.9%	10.9%	11.6%	11.9%
% of FP17s for the same patient ID Re-attending within 3 months - Adults	740	4,760	15.5%	14.5%	15.2%	15.9%
% of FP17s for the same patient ID Re-attending between 3 & 9 months - Children	576	1,370	42.0%	59.2%	59.1%	58.1%
% of FP17s for the same patient ID Re-attending between 3 & 9 months - Adults	1,831	4,760	38.5%	48.7%	51.7%	50.6%
% of FP17s for Band 1 Urgent Courses	919	4,929	18.6%	9.2%	8.0%	9.1%
% of FP17s Relating to Free Repair or Replacements	88	4,929	1.8%	0.8%	0.8%	0.8%
% of FP17s Relating to Continuations	59	4,929	1.2%	1.1%	1.0%	1.1%
% of Patients satisfied with the dentistry they have received	15	15	100.0%	91.6%	91.5%	91.4%
% of Patients satisfied with the time they had to wait for an appointment	12	15	80.0%	86.8%	88.2%	87.7%

\* This is based on patients treated on this contract for their most recent course of treatment. Figures in italics indicate the base number of FP17s or Patient Questionnaire responses are less than 100. N/A is shown where the base number of responses is less than 10 during the period. % is calculated as Quantity/Base number\*100

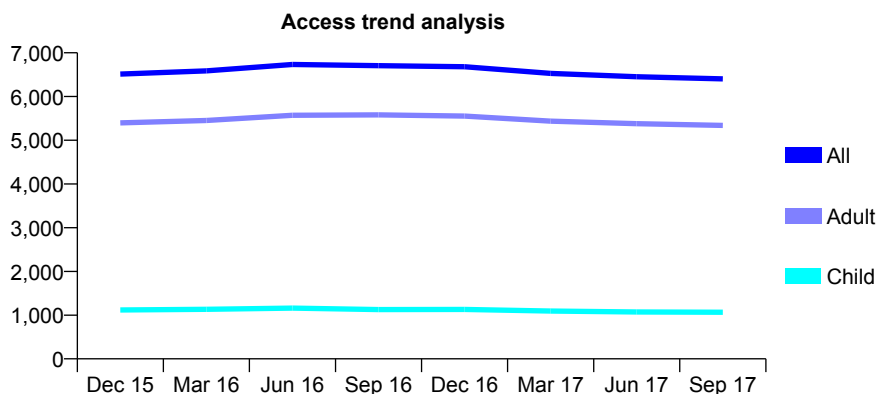
## Q56 - Vital Signs At a Glance Contract Report for 827134/0014 - September 2017

Name or company name	MR JG PLUMMER
Contract type name	GDS Contract
Purpose of contract	General and Orthodontic
Contract start date	01/04/2006
Contract end date	

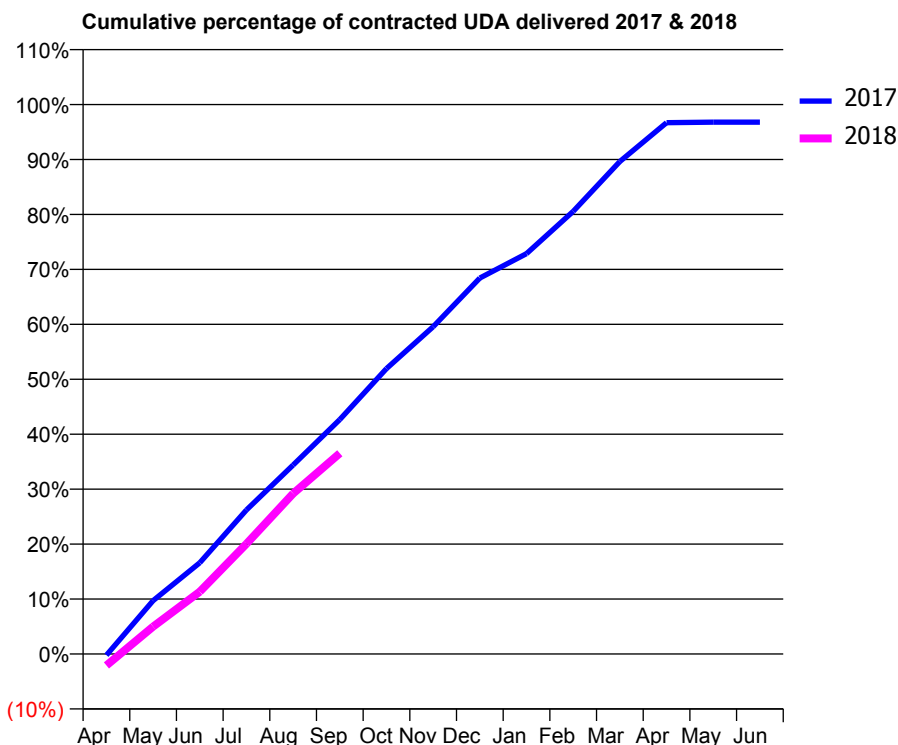
17/18 Contracted general activity (UDA)	15,368
Carry forward general activity (UDA)	493
17/18 Contracted orthodontic activity (UOA)	396
Carry forward orthodontic activity (UOA)	10
Baseline contract value	£517,411.58

### ACCESS\*

Patients seen in 24 months	Total	Change since previous quarter
Quarter ending September 2016	6,707	
Quarter ending December 2016	6,681	→
Quarter ending March 2017	6,530	↓
Quarter ending June 2017	6,452	↓
Quarter ending September 2017	6,405	→
<b>Variance since September 2016</b>	<b>(4.5%)</b>	<b>↓</b>



### ACTIVITY



Month	Adjusted Scheduled Activity (UDA)	
	2017	2018
April	-36	-323
May	1,493	767
June	2,553	1,745
July	4,028	3,082
August	5,288	4,490
September	6,557	5,613
October	7,982	
November	9,155	
December	10,515	
January	11,197	
February	12,380	
March	13,773	
April	14,860	
May	14,875	
June	14,875	

### QUALITY

	Quantity	Base Number	Contract	AT	Region	England
% of FP17s for the same patient ID Re-attending within 3 months - Children	55	762	7.2%	10.9%	11.6%	11.9%
% of FP17s for the same patient ID Re-attending within 3 months - Adults	468	3,395	13.8%	14.5%	15.2%	15.9%
% of FP17s for the same patient ID Re-attending between 3 & 9 months - Children	228	762	29.9%	59.2%	59.1%	58.1%
% of FP17s for the same patient ID Re-attending between 3 & 9 months - Adults	943	3,395	27.8%	48.7%	51.7%	50.6%
% of FP17s for Band 1 Urgent Courses	614	3,549	17.3%	9.2%	8.0%	9.1%
% of FP17s Relating to Free Repair or Replacements	47	3,549	1.3%	0.8%	0.8%	0.8%
% of FP17s Relating to Continuations	33	3,549	0.9%	1.1%	1.0%	1.1%
% of Patients satisfied with the dentistry they have received	6	7	N/A	91.6%	91.5%	91.4%
% of Patients satisfied with the time they had to wait for an appointment	5	7	N/A	86.8%	88.2%	87.7%

\* This is based on patients treated on this contract for their most recent course of treatment. Figures in italics indicate the base number of FP17s or Patient Questionnaire responses are less than 100. N/A is shown where the base number of responses is less than 10 during the period. % is calculated as Quantity/Base number\*100

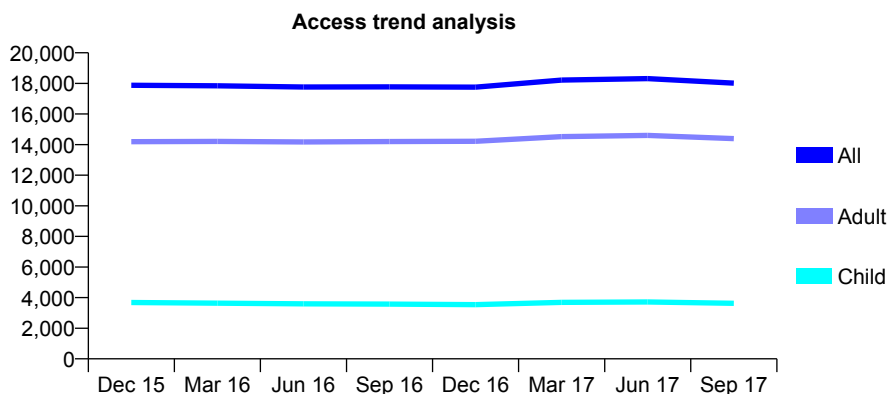
## Q56 - Vital Signs At a Glance Contract Report for 827134/0015 - September 2017

Name or company name	MR JG PLUMMER
Contract type name	GDS Contract
Purpose of contract	General and Orthodontic
Contract start date	01/04/2006
Contract end date	

17/18 Contracted general activity (UDA)	51,722
Carry forward general activity (UDA)	1,791
17/18 Contracted orthodontic activity (UOA)	1,341
Carry forward orthodontic activity (UOA)	0
Baseline contract value	£1,422,886.59

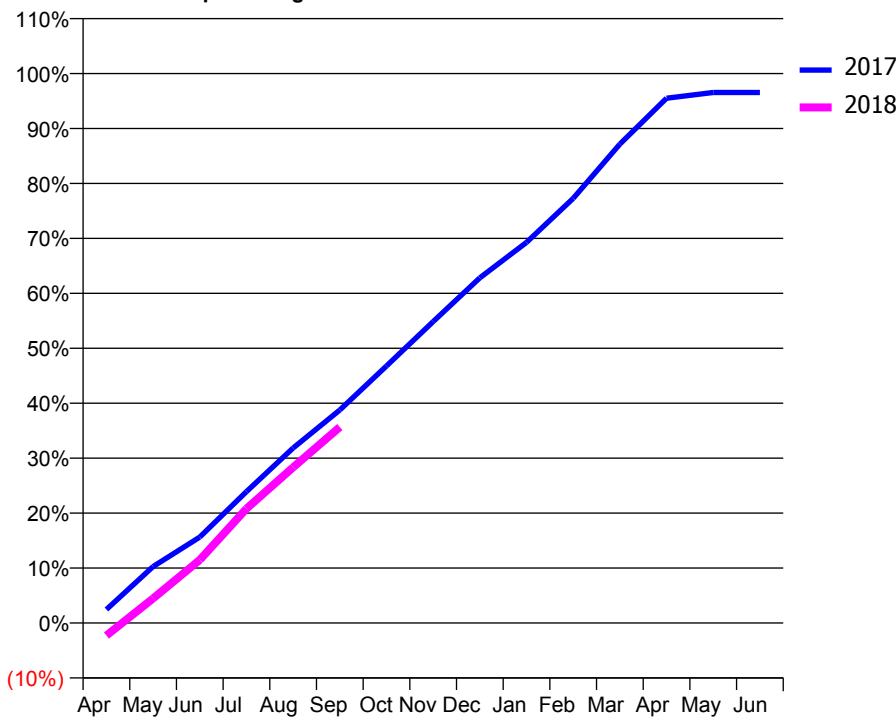
### ACCESS\*

Patients seen in 24 months	Total	Change since previous quarter
Quarter ending September 2016	17,773	
Quarter ending December 2016	17,756	→
Quarter ending March 2017	18,217	↑
Quarter ending June 2017	18,318	→
Quarter ending September 2017	18,021	↓
<b>Variance since September 2016</b>	<b>1.4%</b>	<b>→</b>



### ACTIVITY

Cumulative percentage of contracted UDA delivered 2017 & 2018



Month	Adjusted Scheduled Activity (UDA)	
	2017	2018
April	1,271	-1,191
May	5,318	2,314
June	8,095	5,944
July	12,368	10,762
August	16,473	14,656
September	20,045	18,448
October	24,196	
November	28,373	
December	32,492	
January	35,833	
February	39,973	
March	45,072	
April	49,392	
May	49,930	
June	49,931	

### QUALITY

	Quantity	Base Number	Contract	AT	Region	England
% of FP17s for the same patient ID Re-attending within 3 months - Children	218	2,926	7.5%	10.9%	11.6%	11.9%
% of FP17s for the same patient ID Re-attending within 3 months - Adults	1,891	10,830	17.5%	14.5%	15.2%	15.9%
% of FP17s for the same patient ID Re-attending between 3 & 9 months - Children	1,502	2,926	51.3%	59.2%	59.1%	58.1%
% of FP17s for the same patient ID Re-attending between 3 & 9 months - Adults	4,259	10,830	39.3%	48.7%	51.7%	50.6%
% of FP17s for Band 1 Urgent Courses	1,574	10,984	14.3%	9.2%	8.0%	9.1%
% of FP17s Relating to Free Repair or Replacements	111	10,984	1.0%	0.8%	0.8%	0.8%
% of FP17s Relating to Continuations	131	10,984	1.2%	1.1%	1.0%	1.1%
% of Patients satisfied with the dentistry they have received	40	42	95.2%	91.6%	91.5%	91.4%
% of Patients satisfied with the time they had to wait for an appointment	40	42	95.2%	86.8%	88.2%	87.7%

\* This is based on patients treated on this contract for their most recent course of treatment. Figures in italics indicate the base number of FP17s or Patient Questionnaire responses are less than 100. N/A is shown where the base number of responses is less than 10 during the period. % is calculated as Quantity/Base number\*100

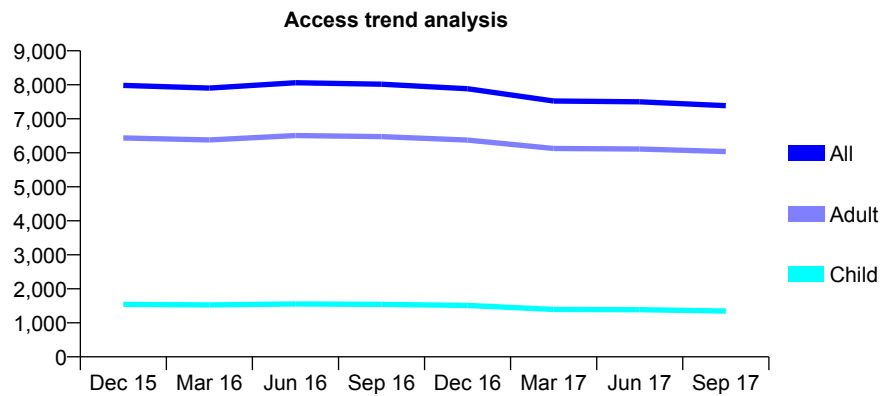
## Q56 - Vital Signs At a Glance Contract Report for 827134/0016 - September 2017

Name or company name	MR JG PLUMMER
Contract type name	GDS Contract
Purpose of contract	General and Orthodontic
Contract start date	01/04/2006
Contract end date	

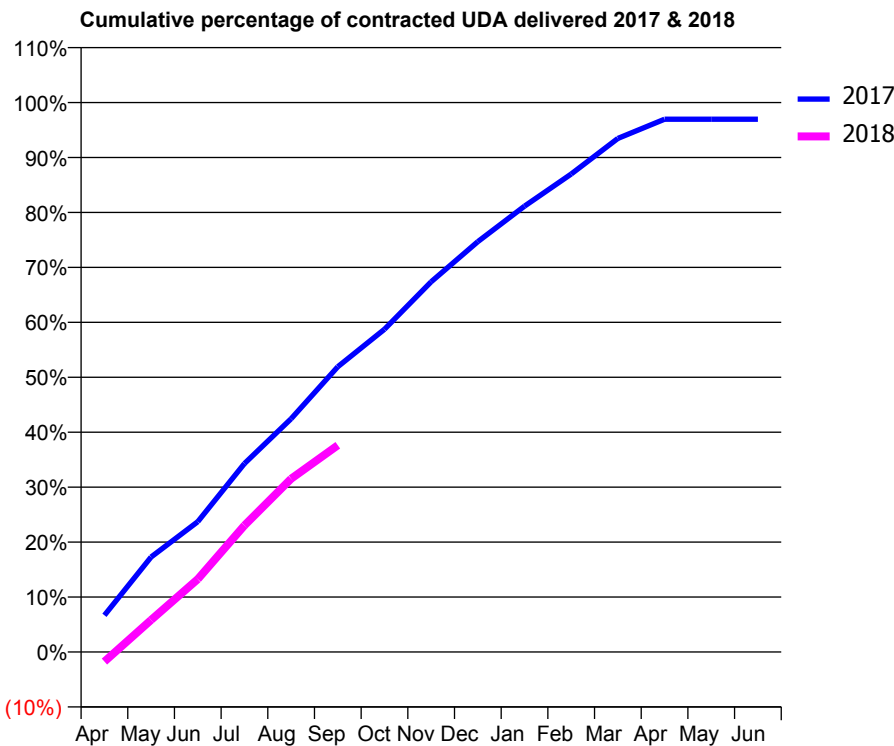
17/18 Contracted general activity (UDA)	20,424
Carry forward general activity (UDA)	620
17/18 Contracted orthodontic activity (UOA)	500
Carry forward orthodontic activity (UOA)	18
Baseline contract value	£631,934.07

### ACCESS\*

Patients seen in 24 months	Total	Change since previous quarter
Quarter ending September 2016	8,018	
Quarter ending December 2016	7,886	↓
Quarter ending March 2017	7,525	↓
Quarter ending June 2017	7,499	→
Quarter ending September 2017	7,385	↓
<b>Variance since September 2016</b>	<b>(7.9%)</b>	<b>↓</b>



### ACTIVITY



Month	Adjusted Scheduled Activity (UDA)	
	2017	2018
April	1,364	-360
May	3,534	1,191
June	4,843	2,709
July	7,006	4,706
August	8,669	6,441
September	10,605	7,684
October	11,997	
November	13,759	
December	15,253	
January	16,573	
February	17,764	
March	19,088	
April	19,801	
May	19,803	
June	19,804	

### QUALITY

	Quantity	Base Number	Contract	AT	Region	England
% of FP17s for the same patient ID Re-attending within 3 months - Children	46	975	4.7%	10.9%	11.6%	11.9%
% of FP17s for the same patient ID Re-attending within 3 months - Adults	537	4,062	13.2%	14.5%	15.2%	15.9%
% of FP17s for the same patient ID Re-attending between 3 & 9 months - Children	488	975	50.1%	59.2%	59.1%	58.1%
% of FP17s for the same patient ID Re-attending between 3 & 9 months - Adults	1,545	4,062	38.0%	48.7%	51.7%	50.6%
% of FP17s for Band 1 Urgent Courses	596	4,485	13.3%	9.2%	8.0%	9.1%
% of FP17s Relating to Free Repair or Replacements	62	4,485	1.4%	0.8%	0.8%	0.8%
% of FP17s Relating to Continuations	28	4,485	0.6%	1.1%	1.0%	1.1%
% of Patients satisfied with the dentistry they have received	9	9	N/A	91.6%	91.5%	91.4%
% of Patients satisfied with the time they had to wait for an appointment	8	9	N/A	86.8%	88.2%	87.7%

\* This is based on patients treated on this contract for their most recent course of treatment. Figures in italics indicate the base number of FP17s or Patient Questionnaire responses are less than 100. N/A is shown where the base number of responses is less than 10 during the period. % is calculated as Quantity/Base number\*100

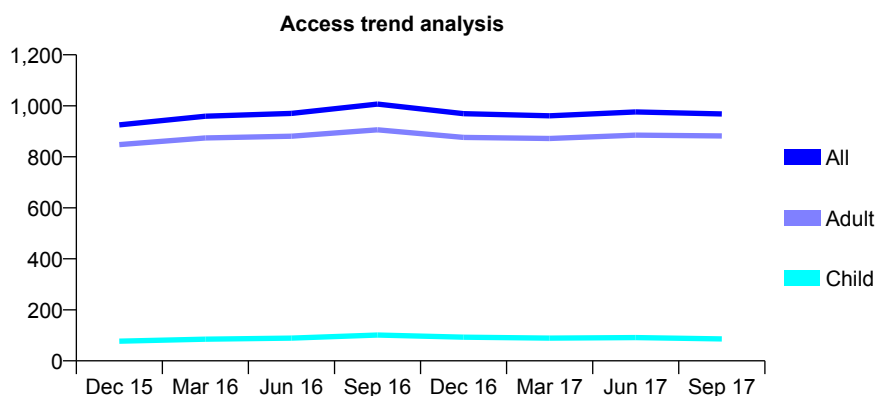
## Q56 - Vital Signs At a Glance Contract Report for 827134/0017 - September 2017

Name or company name	MR JG PLUMMER
Contract type name	PDS Contract
Purpose of contract	General
Contract start date	01/02/2008
Contract end date	31/03/2018

17/18 Contracted general activity (UDA)	2,800
Carry forward general activity (UDA)	0
17/18 Contracted orthodontic activity (UOA)	0
Carry forward orthodontic activity (UOA)	0
Baseline contract value	£154,537.17

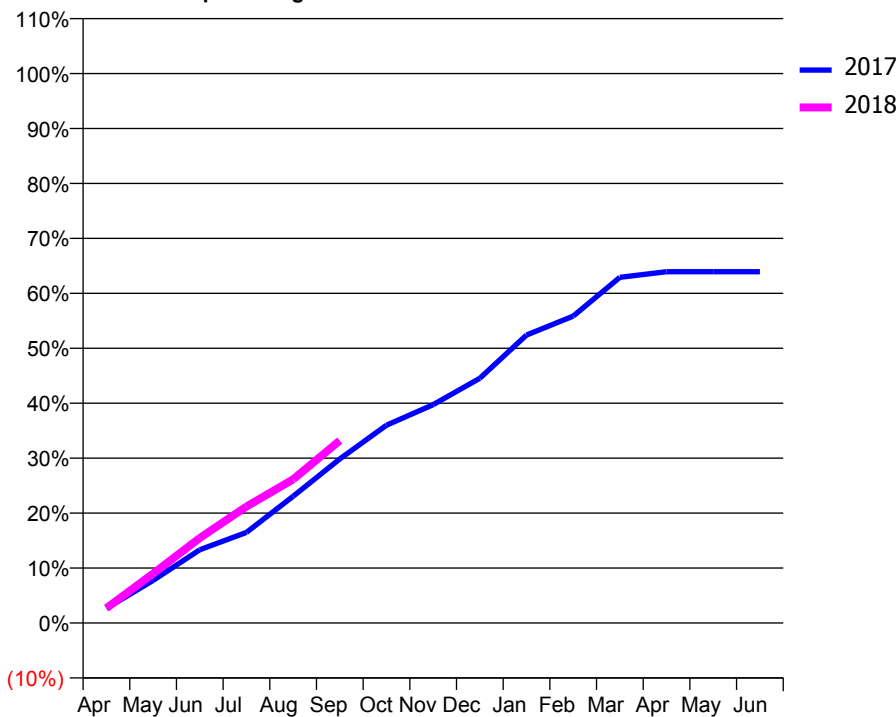
### ACCESS\*

Patients seen in 24 months	Total	Change since previous quarter
Quarter ending September 2016	1,007	
Quarter ending December 2016	969	↓
Quarter ending March 2017	961	→
Quarter ending June 2017	976	→
Quarter ending September 2017	968	→
<b>Variance since September 2016</b>	<b>(3.9%)</b>	<b>↓</b>



### ACTIVITY

Cumulative percentage of contracted UDA delivered 2017 & 2018



Month	Adjusted Scheduled Activity (UDA)	
	2017	2018
April	74	76
May	217	252
June	373	433
July	462	593
August	646	732
September	836	930
October	1,008	
November	1,112	
December	1,247	
January	1,467	
February	1,564	
March	1,762	
April	1,790	
May	1,790	
June	1,790	

### QUALITY

	Quantity	Base Number	Contract	AT	Region	England
% of FP17s for the same patient ID Re-attending within 3 months - Children	1	111	0.9%	10.9%	11.6%	11.9%
% of FP17s for the same patient ID Re-attending within 3 months - Adults	14	681	2.1%	14.5%	15.2%	15.9%
% of FP17s for the same patient ID Re-attending between 3 & 9 months - Children	0	111	0.0%	59.2%	59.1%	58.1%
% of FP17s for the same patient ID Re-attending between 3 & 9 months - Adults	5	681	0.7%	48.7%	51.7%	50.6%
% of FP17s for Band 1 Urgent Courses	760	768	99.0%	9.2%	8.0%	9.1%
% of FP17s Relating to Free Repair or Replacements	1	768	0.1%	0.8%	0.8%	0.8%
% of FP17s Relating to Continuations	0	768	0.0%	1.1%	1.0%	1.1%
% of Patients satisfied with the dentistry they have received	9	9	N/A	91.6%	91.5%	91.4%
% of Patients satisfied with the time they had to wait for an appointment	9	9	N/A	86.8%	88.2%	87.7%

\* This is based on patients treated on this contract for their most recent course of treatment. Figures in italics indicate the base number of FP17s or Patient Questionnaire responses are less than 100. N/A is shown where the base number of responses is less than 10 during the period. % is calculated as Quantity/Base number\*100

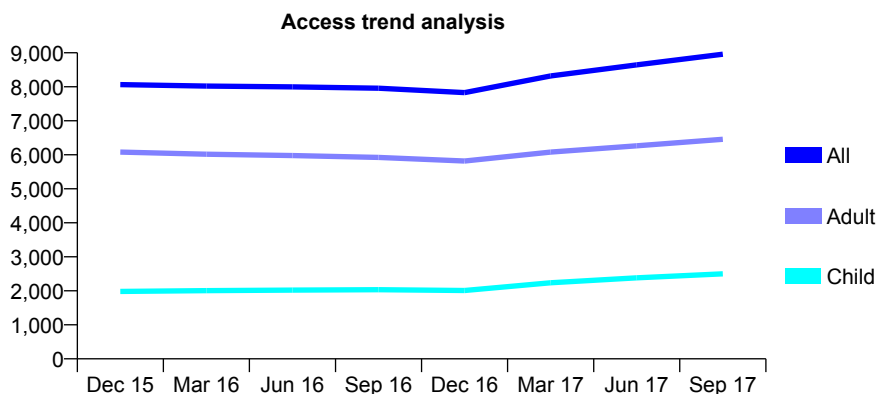
## Q56 - Vital Signs At a Glance Contract Report for 836036/0001 - September 2017

Name or company name	MR BS SANGHERA
Contract type name	GDS Contract
Purpose of contract	General
Contract start date	01/04/2006
Contract end date	

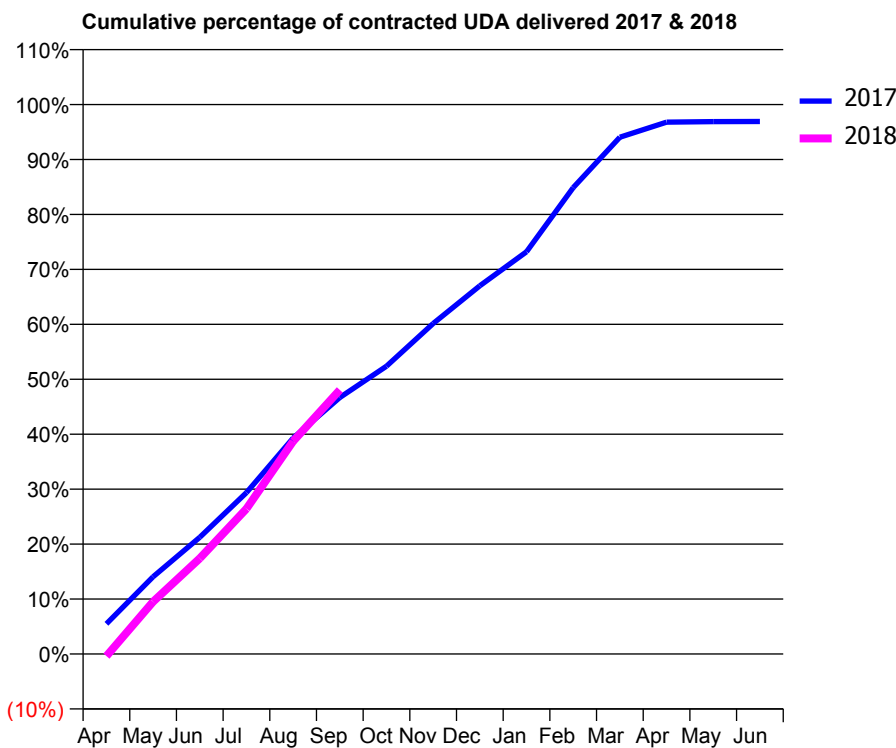
17/18 Contracted general activity (UDA)	31,345
Carry forward general activity (UDA)	972
17/18 Contracted orthodontic activity (UOA)	0
Carry forward orthodontic activity (UOA)	0
Baseline contract value	£776,456.61

### ACCESS\*

Patients seen in 24 months	Total	Change since previous quarter
Quarter ending September 2016	7,957	
Quarter ending December 2016	7,828	↓
Quarter ending March 2017	8,319	↑
Quarter ending June 2017	8,647	↑
Quarter ending September 2017	8,957	↑
<b>Variance since September 2016</b>	<b>12.6%</b>	<b>↑</b>



### ACTIVITY



Month	Adjusted Scheduled Activity (UDA)	
	2017	2018
April	1,722	-123
May	4,405	2,989
June	6,663	5,455
July	9,204	8,291
August	12,318	12,135
September	14,634	15,063
October	16,415	
November	18,855	
December	21,002	
January	22,943	
February	26,602	
March	29,478	
April	30,339	
May	30,369	
June	30,373	

### QUALITY

	Quantity	Base Number	Contract	AT	Region	England
% of FP17s for the same patient ID Re-attending within 3 months - Children	202	2,304	8.8%	10.9%	11.6%	11.9%
% of FP17s for the same patient ID Re-attending within 3 months - Adults	828	5,237	15.8%	14.5%	15.2%	15.9%
% of FP17s for the same patient ID Re-attending between 3 & 9 months - Children	1,445	2,304	62.7%	59.2%	59.1%	58.1%
% of FP17s for the same patient ID Re-attending between 3 & 9 months - Adults	2,698	5,237	51.5%	48.7%	51.7%	50.6%
% of FP17s for Band 1 Urgent Courses	625	7,102	8.8%	9.2%	8.0%	9.1%
% of FP17s Relating to Free Repair or Replacements	14	7,102	0.2%	0.8%	0.8%	0.8%
% of FP17s Relating to Continuations	132	7,102	1.9%	1.1%	1.0%	1.1%
% of Patients satisfied with the dentistry they have received	11	12	91.7%	91.6%	91.5%	91.4%
% of Patients satisfied with the time they had to wait for an appointment	11	12	91.7%	86.8%	88.2%	87.7%

\* This is based on patients treated on this contract for their most recent course of treatment. Figures in italics indicate the base number of FP17s or Patient Questionnaire responses are less than 100. N/A is shown where the base number of responses is less than 10 during the period. % is calculated as Quantity/Base number\*100

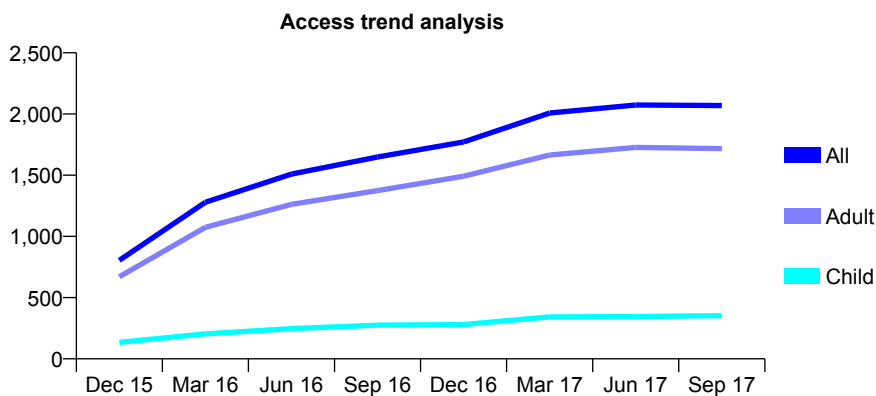
## Q56 - Vital Signs At a Glance Contract Report for 836036/0003 - September 2017

Name or company name	MR BS SANGHERA
Contract type name	GDS Contract
Purpose of contract	General
Contract start date	01/07/2015
Contract end date	

17/18 Contracted general activity (UDA)	4,123
Carry forward general activity (UDA)	-82
17/18 Contracted orthodontic activity (UOA)	0
Carry forward orthodontic activity (UOA)	0
Baseline contract value	£149,098.33

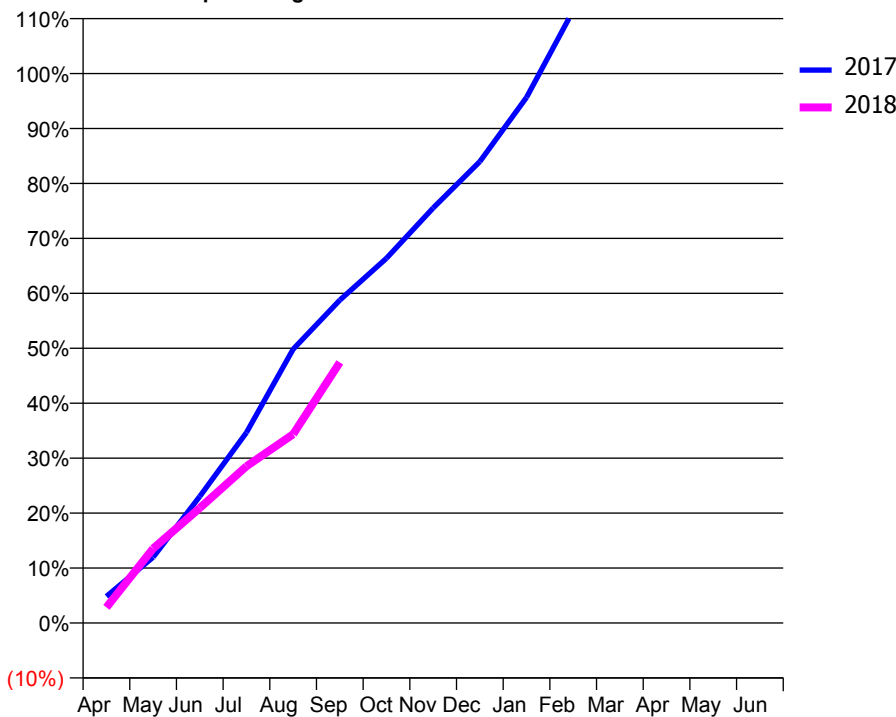
### ACCESS\*

Patients seen in 24 months	Total	Change since previous quarter
Quarter ending September 2016	1,649	
Quarter ending December 2016	1,772	↑
Quarter ending March 2017	2,008	↑
Quarter ending June 2017	2,073	↑
Quarter ending September 2017	2,069	→
<b>Variance since September 2016</b>	<b>25.5%</b>	<b>↑</b>



### ACTIVITY

Cumulative percentage of contracted UDA delivered 2017 & 2018



Adjusted Scheduled Activity (UDA)		
Month	2017	2018
April	200	118
May	493	559
June	950	863
July	1,429	1,176
August	2,054	1,416
September	2,423	1,955
October	2,737	
November	3,114	
December	3,462	
January	3,943	
February	4,595	
March	5,305	
April	5,504	
May	5,504	
June	5,505	

### QUALITY

	Quantity	Base Number	Contract	AT	Region	England
% of FP17s for the same patient ID Re-attending within 3 months - Children	10	245	4.1%	10.9%	11.6%	11.9%
% of FP17s for the same patient ID Re-attending within 3 months - Adults	118	1,001	11.8%	14.5%	15.2%	15.9%
% of FP17s for the same patient ID Re-attending between 3 & 9 months - Children	151	245	61.6%	59.2%	59.1%	58.1%
% of FP17s for the same patient ID Re-attending between 3 & 9 months - Adults	598	1,001	59.7%	48.7%	51.7%	50.6%
% of FP17s for Band 1 Urgent Courses	12	1,154	1.0%	9.2%	8.0%	9.1%
% of FP17s Relating to Free Repair or Replacements	14	1,154	1.2%	0.8%	0.8%	0.8%
% of FP17s Relating to Continuations	25	1,154	2.2%	1.1%	1.0%	1.1%
% of Patients satisfied with the dentistry they have received	7	8	N/A	91.6%	91.5%	91.4%
% of Patients satisfied with the time they had to wait for an appointment	8	8	N/A	86.8%	88.2%	87.7%

\* This is based on patients treated on this contract for their most recent course of treatment. Figures in italics indicate the base number of FP17s or Patient Questionnaire responses are less than 100. N/A is shown where the base number of responses is less than 10 during the period. % is calculated as Quantity/Base number\*100

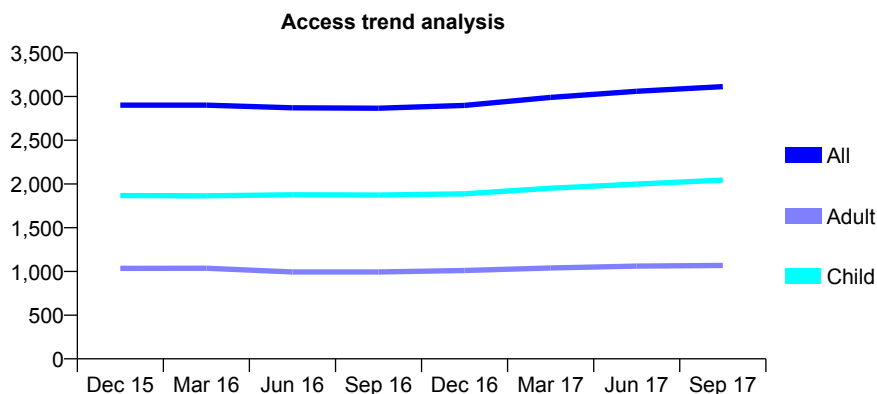
## Q56 - Vital Signs At a Glance Contract Report for 839841/0003 - September 2017

Name or company name	MISS GM O'CALLAGHAN
Contract type name	GDS Contract
Purpose of contract	General
Contract start date	01/04/2006
Contract end date	

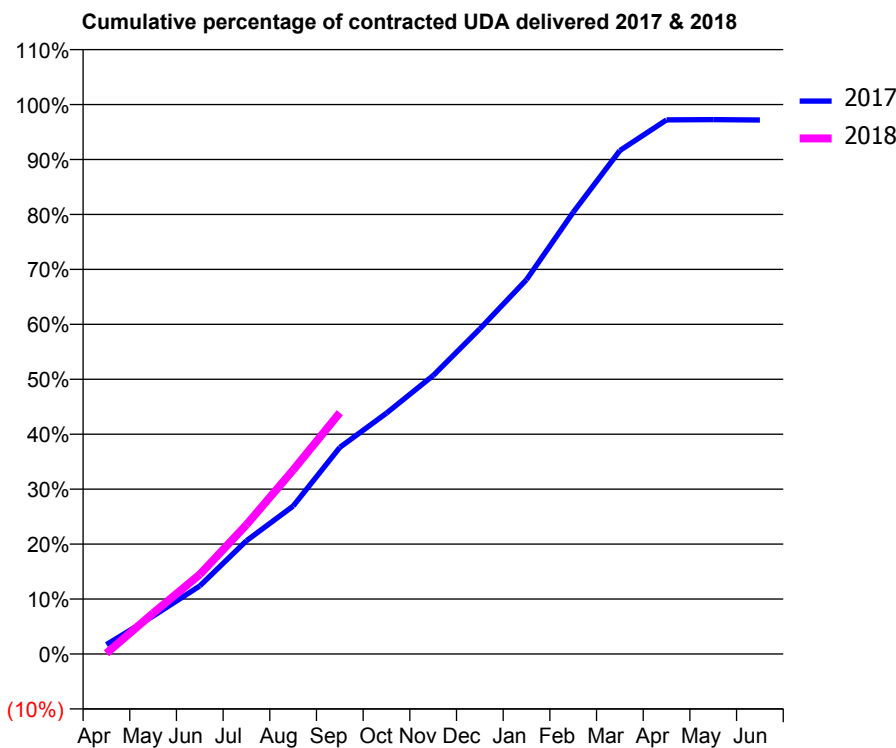
17/18 Contracted general activity (UDA)	9,313
Carry forward general activity (UDA)	263
17/18 Contracted orthodontic activity (UOA)	0
Carry forward orthodontic activity (UOA)	0
Baseline contract value	£230,290.37

### ACCESS\*

Patients seen in 24 months	Total	Change since previous quarter
Quarter ending September 2016	2,867	
Quarter ending December 2016	2,898	→
Quarter ending March 2017	2,990	↑
Quarter ending June 2017	3,060	↑
Quarter ending September 2017	3,113	→
<b>Variance since September 2016</b>	<b>8.6%</b>	<b>↑</b>



### ACTIVITY



Month	Adjusted Scheduled Activity (UDA)	
	2017	2018
April	160	12
May	642	692
June	1,154	1,348
July	1,920	2,192
August	2,508	3,118
September	3,502	4,090
October	4,082	
November	4,721	
December	5,510	
January	6,345	
February	7,485	
March	8,532	
April	9,051	
May	9,058	
June	9,050	

### QUALITY

	Quantity	Base Number	Contract	AT	Region	England
% of FP17s for the same patient ID Re-attending within 3 months - Children	181	1,909	9.5%	10.9%	11.6%	11.9%
% of FP17s for the same patient ID Re-attending within 3 months - Adults	183	730	25.1%	14.5%	15.2%	15.9%
% of FP17s for the same patient ID Re-attending between 3 & 9 months - Children	1,274	1,909	66.7%	59.2%	59.1%	58.1%
% of FP17s for the same patient ID Re-attending between 3 & 9 months - Adults	376	730	51.5%	48.7%	51.7%	50.6%
% of FP17s for Band 1 Urgent Courses	161	2,431	6.6%	9.2%	8.0%	9.1%
% of FP17s Relating to Free Repair or Replacements	5	2,431	0.2%	0.8%	0.8%	0.8%
% of FP17s Relating to Continuations	0	2,431	0.0%	1.1%	1.0%	1.1%
% of Patients satisfied with the dentistry they have received	2	2	N/A	91.6%	91.5%	91.4%
% of Patients satisfied with the time they had to wait for an appointment	2	2	N/A	86.8%	88.2%	87.7%

\* This is based on patients treated on this contract for their most recent course of treatment. Figures in italics indicate the base number of FP17s or Patient Questionnaire responses are less than 100. N/A is shown where the base number of responses is less than 10 during the period. % is calculated as Quantity/Base number\*100



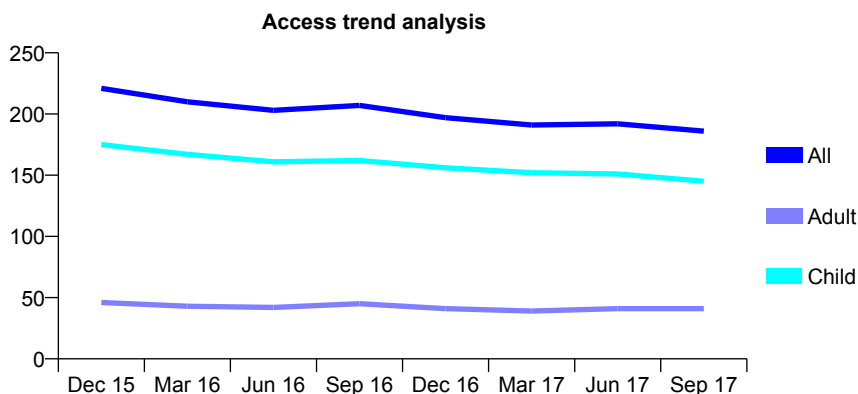
## Q56 - Vital Signs At a Glance Contract Report for 840718/0001 - September 2017

Name or company name	MR LS KHANGURA
Contract type name	GDS Contract
Purpose of contract	General
Contract start date	01/04/2006
Contract end date	

17/18 Contracted general activity (UDA)	430
Carry forward general activity (UDA)	0
17/18 Contracted orthodontic activity (UOA)	0
Carry forward orthodontic activity (UOA)	0
Baseline contract value	£11,356.81

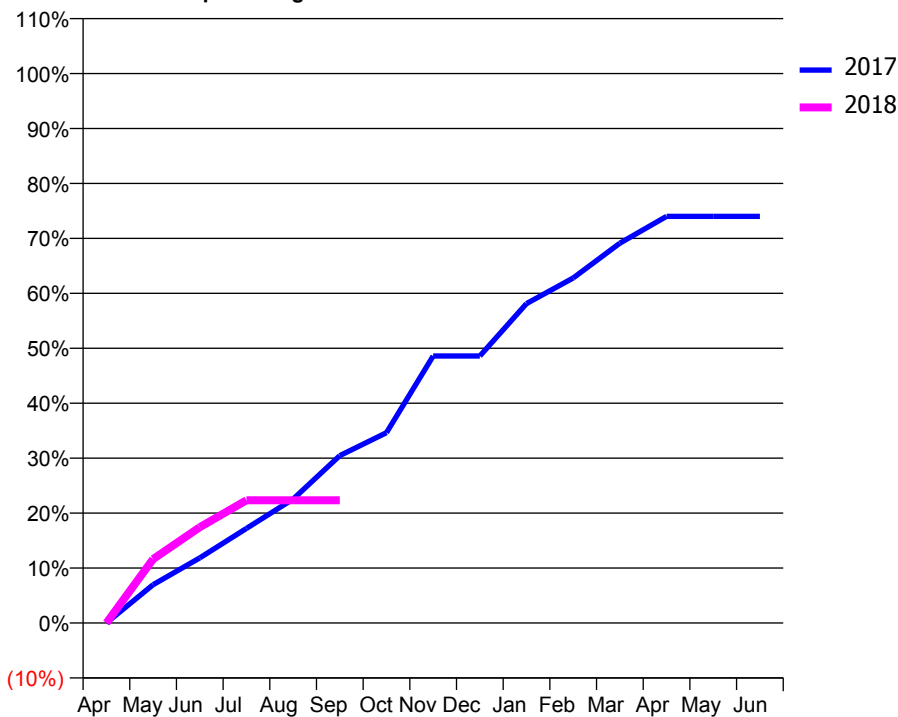
### ACCESS\*

Patients seen in 24 months	Total	Change since previous quarter
Quarter ending September 2016	207	
Quarter ending December 2016	197	↓
Quarter ending March 2017	191	↓
Quarter ending June 2017	192	→
Quarter ending September 2017	186	↓
<b>Variance since September 2016</b>	<b>(10.1%)</b>	<b>↓</b>



### ACTIVITY

Cumulative percentage of contracted UDA delivered 2017 & 2018



Adjusted Scheduled Activity (UDA)

Month	2017	2018
April	0	0
May	30	50
June	51	75
July	74	96
August	97	96
September	131	96
October	149	
November	209	
December	209	
January	250	
February	270	
March	297	
April	318	
May	318	
June	318	

### QUALITY

	Quantity	Base Number	Contract	AT	Region	England
% of FP17s for the same patient ID Re-attending within 3 months - Children	0	85	0.0%	10.9%	11.6%	11.9%
% of FP17s for the same patient ID Re-attending within 3 months - Adults	0	8	0.0%	14.5%	15.2%	15.9%
% of FP17s for the same patient ID Re-attending between 3 & 9 months - Children	63	85	74.1%	59.2%	59.1%	58.1%
% of FP17s for the same patient ID Re-attending between 3 & 9 months - Adults	5	8	62.5%	48.7%	51.7%	50.6%
% of FP17s for Band 1 Urgent Courses	0	75	0.0%	9.2%	8.0%	9.1%
% of FP17s Relating to Free Repair or Replacements	0	75	0.0%	0.8%	0.8%	0.8%
% of FP17s Relating to Continuations	0	75	0.0%	1.1%	1.0%	1.1%
% of Patients satisfied with the dentistry they have received	0	0	N/A	91.6%	91.5%	91.4%
% of Patients satisfied with the time they had to wait for an appointment	0	0	N/A	86.8%	88.2%	87.7%

\* This is based on patients treated on this contract for their most recent course of treatment. Figures in italics indicate the base number of FP17s or Patient Questionnaire responses are less than 100. N/A is shown where the base number of responses is less than 10 during the period. % is calculated as Quantity/Base number\*100

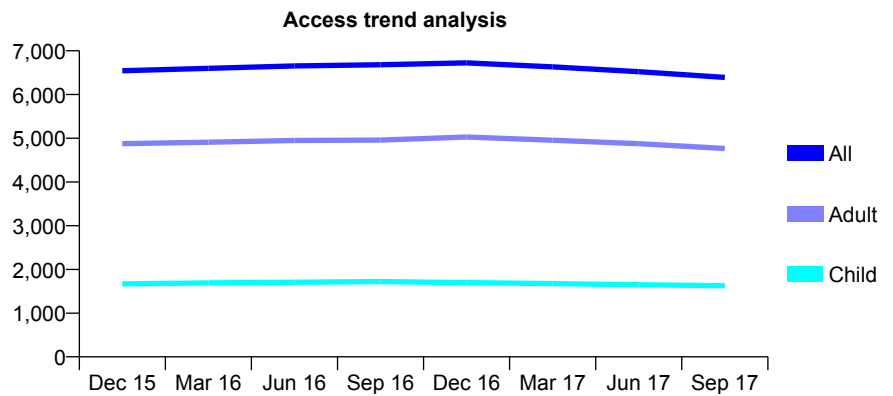
## Q56 - Vital Signs At a Glance Contract Report for 842281/0002 - September 2017

Name or company name	MR PS ROLFE
Contract type name	GDS Contract
Purpose of contract	General
Contract start date	16/12/2007
Contract end date	

17/18 Contracted general activity (UDA)	19,749
Carry forward general activity (UDA)	-187
17/18 Contracted orthodontic activity (UOA)	0
Carry forward orthodontic activity (UOA)	0
Baseline contract value	£531,441.06

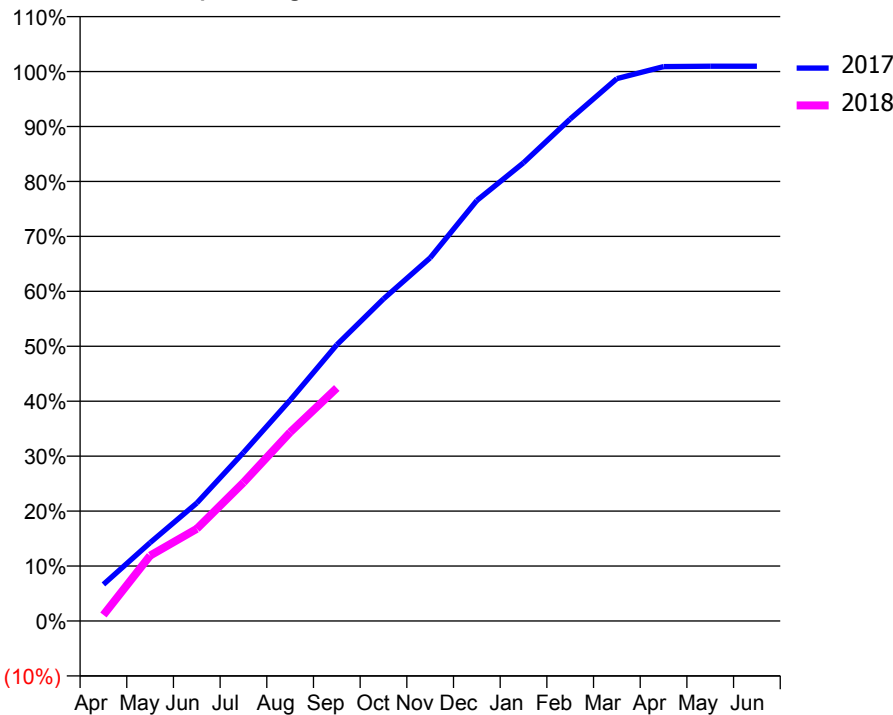
### ACCESS\*

Patients seen in 24 months	Total	Change since previous quarter
Quarter ending September 2016	6,681	
Quarter ending December 2016	6,725	→
Quarter ending March 2017	6,631	↓
Quarter ending June 2017	6,524	↓
Quarter ending September 2017	6,391	↓
<b>Variance since September 2016</b>	<b>(4.3%)</b>	<b>↓</b>



### ACTIVITY

Cumulative percentage of contracted UDA delivered 2017 & 2018



Month	Adjusted Scheduled Activity (UDA)	
	2017	2018
April	1,281	218
May	2,741	2,351
June	4,124	3,316
July	5,895	4,979
August	7,730	6,783
September	9,663	8,373
October	11,268	
November	12,706	
December	14,711	
January	16,033	
February	17,559	
March	18,974	
April	19,396	
May	19,409	
June	19,411	

### QUALITY

	Quantity	Base Number	Contract	AT	Region	England
% of FP17s for the same patient ID Re-attending within 3 months - Children	159	1,386	11.5%	10.9%	11.6%	11.9%
% of FP17s for the same patient ID Re-attending within 3 months - Adults	569	3,356	17.0%	14.5%	15.2%	15.9%
% of FP17s for the same patient ID Re-attending between 3 & 9 months - Children	921	1,386	66.5%	59.2%	59.1%	58.1%
% of FP17s for the same patient ID Re-attending between 3 & 9 months - Adults	1,720	3,356	51.3%	48.7%	51.7%	50.6%
% of FP17s for Band 1 Urgent Courses	433	4,508	9.6%	9.2%	8.0%	9.1%
% of FP17s Relating to Free Repair or Replacements	14	4,508	0.3%	0.8%	0.8%	0.8%
% of FP17s Relating to Continuations	35	4,508	0.8%	1.1%	1.0%	1.1%
% of Patients satisfied with the dentistry they have received	9	10	90.0%	91.6%	91.5%	91.4%
% of Patients satisfied with the time they had to wait for an appointment	10	10	100.0%	86.8%	88.2%	87.7%

\* This is based on patients treated on this contract for their most recent course of treatment. Figures in italics indicate the base number of FP17s or Patient Questionnaire responses are less than 100. N/A is shown where the base number of responses is less than 10 during the period. % is calculated as Quantity/Base number\*100

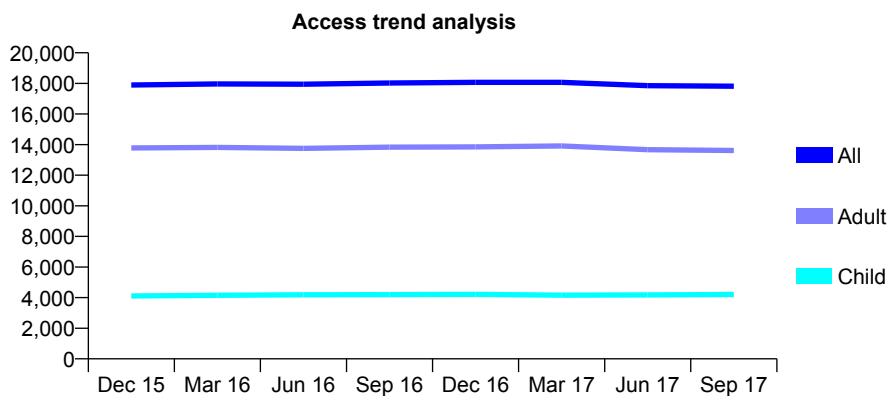
## Q56 - Vital Signs At a Glance Contract Report for 843059/0001 - September 2017

Name or company name	Mr S Camderman and M Birgani
Contract type name	GDS Contract
Purpose of contract	General
Contract start date	01/04/2006
Contract end date	

17/18 Contracted general activity (UDA)	46,679
Carry forward general activity (UDA)	1,280
17/18 Contracted orthodontic activity (UOA)	0
Carry forward orthodontic activity (UOA)	0
Baseline contract value	£1,282,228.95

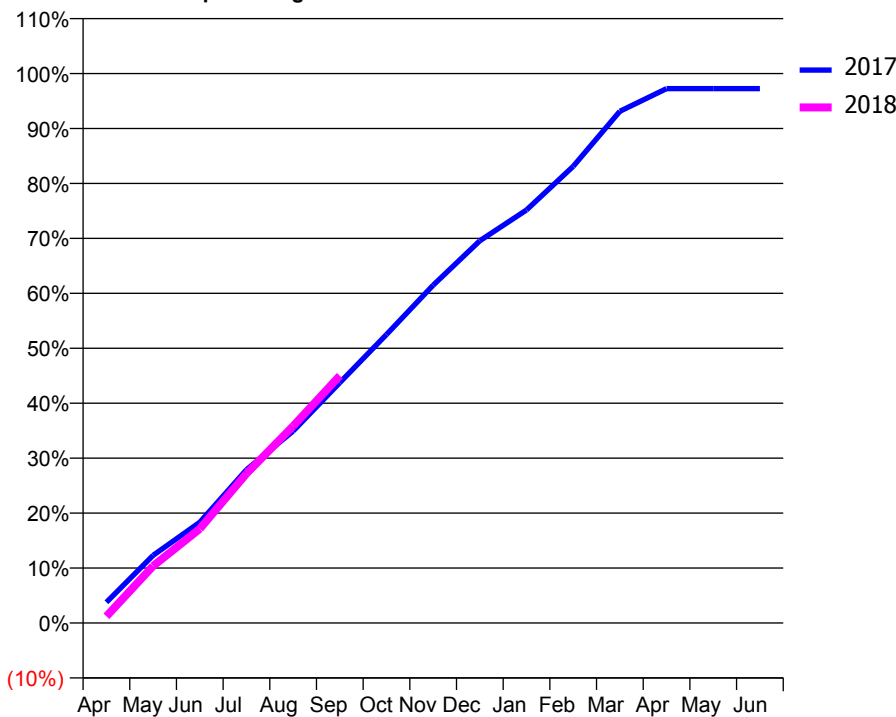
### ACCESS\*

Patients seen in 24 months	Total	Change since previous quarter
Quarter ending September 2016	18,026	
Quarter ending December 2016	18,066	→
Quarter ending March 2017	18,069	→
Quarter ending June 2017	17,849	↓
Quarter ending September 2017	17,821	→
<b>Variance since September 2016</b>	<b>(1.1%)</b>	<b>↓</b>



### ACTIVITY

**Cumulative percentage of contracted UDA delivered 2017 & 2018**



**Adjusted Scheduled Activity (UDA)**

Month	2017	2018
April	1,766	574
May	5,746	4,841
June	8,560	8,002
July	13,020	12,687
August	16,306	16,730
September	20,416	21,011
October	24,510	
November	28,700	
December	32,474	
January	35,092	
February	38,786	
March	43,473	
April	45,390	
May	45,397	
June	45,399	

### QUALITY

	Quantity	Base Number	Contract	AT	Region	England
% of FP17s for the same patient ID Re-attending within 3 months - Children	193	3,122	6.2%	10.9%	11.6%	11.9%
% of FP17s for the same patient ID Re-attending within 3 months - Adults	1,263	9,701	13.0%	14.5%	15.2%	15.9%
% of FP17s for the same patient ID Re-attending between 3 & 9 months - Children	1,710	3,122	54.8%	59.2%	59.1%	58.1%
% of FP17s for the same patient ID Re-attending between 3 & 9 months - Adults	5,290	9,701	54.5%	48.7%	51.7%	50.6%
% of FP17s for Band 1 Urgent Courses	664	11,950	5.6%	9.2%	8.0%	9.1%
% of FP17s Relating to Free Repair or Replacements	94	11,950	0.8%	0.8%	0.8%	0.8%
% of FP17s Relating to Continuations	110	11,950	0.9%	1.1%	1.0%	1.1%
% of Patients satisfied with the dentistry they have received	25	26	96.2%	91.6%	91.5%	91.4%
% of Patients satisfied with the time they had to wait for an appointment	25	26	96.2%	86.8%	88.2%	87.7%

\* This is based on patients treated on this contract for their most recent course of treatment. Figures in italics indicate the base number of FP17s or Patient Questionnaire responses are less than 100. N/A is shown where the base number of responses is less than 10 during the period. % is calculated as Quantity/Base number\*100

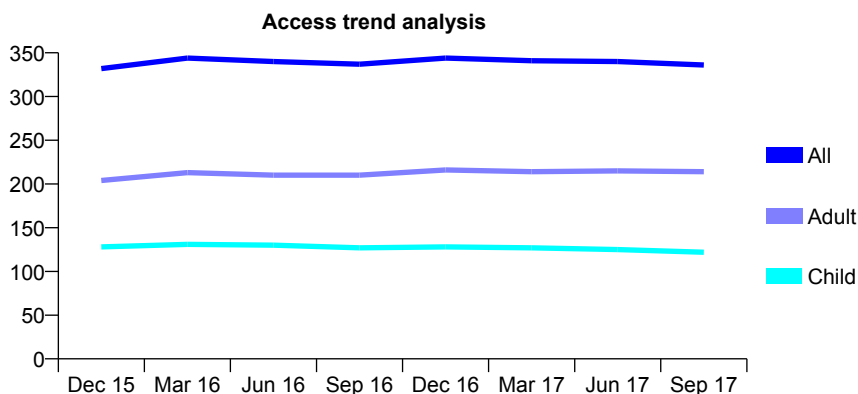
## Q56 - Vital Signs At a Glance Contract Report for 847151/0001 - September 2017

Name or company name	MR RB DE VILLIERS
Contract type name	GDS Contract
Purpose of contract	General
Contract start date	01/04/2006
Contract end date	

17/18 Contracted general activity (UDA)	1,081
Carry forward general activity (UDA)	0
17/18 Contracted orthodontic activity (UOA)	0
Carry forward orthodontic activity (UOA)	0
Baseline contract value	£25,098.69

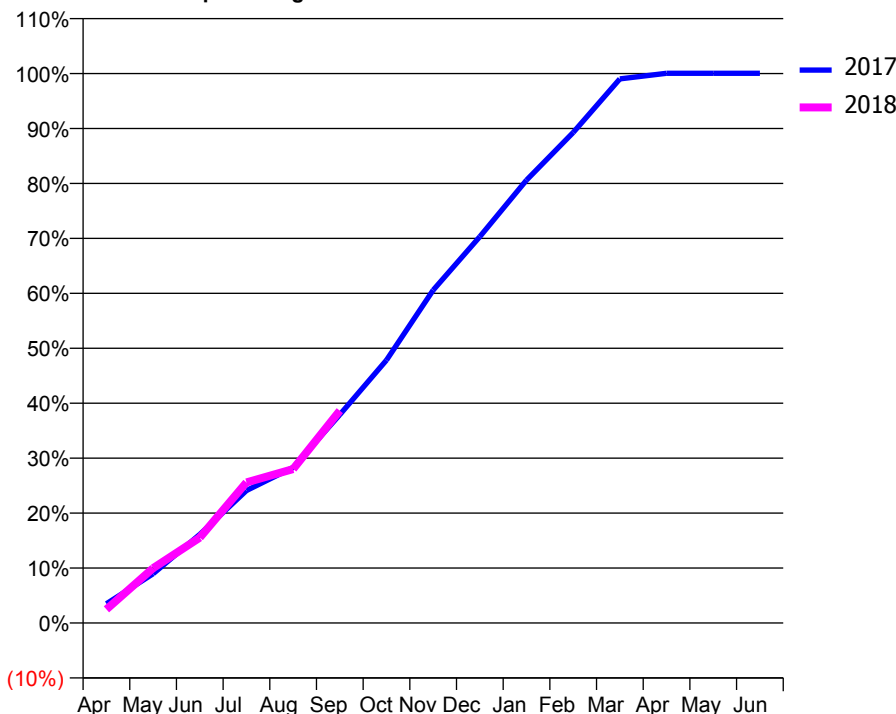
### ACCESS\*

Patients seen in 24 months	Total	Change since previous quarter
Quarter ending September 2016	337	
Quarter ending December 2016	344	↑
Quarter ending March 2017	341	→
Quarter ending June 2017	340	→
Quarter ending September 2017	336	↓
<b>Variance since September 2016</b>	<b>(0.3%)</b>	→



### ACTIVITY

Cumulative percentage of contracted UDA delivered 2017 & 2018



Month	Adjusted Scheduled Activity (UDA)	
	2017	2018
April	38	27
May	97	108
June	174	168
July	261	277
August	306	303
September	410	418
October	517	
November	655	
December	760	
January	871	
February	965	
March	1,070	
April	1,081	
May	1,081	
June	1,081	

### QUALITY

	Quantity	Base Number	Contract	AT	Region	England
% of FP17s for the same patient ID Re-attending within 3 months - Children	5	109	4.6%	10.9%	11.6%	11.9%
% of FP17s for the same patient ID Re-attending within 3 months - Adults	12	159	7.5%	14.5%	15.2%	15.9%
% of FP17s for the same patient ID Re-attending between 3 & 9 months - Children	85	109	78.0%	59.2%	59.1%	58.1%
% of FP17s for the same patient ID Re-attending between 3 & 9 months - Adults	121	159	76.1%	48.7%	51.7%	50.6%
% of FP17s for Band 1 Urgent Courses	4	261	1.5%	9.2%	8.0%	9.1%
% of FP17s Relating to Free Repair or Replacements	0	261	0.0%	0.8%	0.8%	0.8%
% of FP17s Relating to Continuations	2	261	0.8%	1.1%	1.0%	1.1%
% of Patients satisfied with the dentistry they have received	0	0	N/A	91.6%	91.5%	91.4%
% of Patients satisfied with the time they had to wait for an appointment	0	0	N/A	86.8%	88.2%	87.7%

\* This is based on patients treated on this contract for their most recent course of treatment. Figures in italics indicate the base number of FP17s or Patient Questionnaire responses are less than 100. N/A is shown where the base number of responses is less than 10 during the period. % is calculated as Quantity/Base number\*100

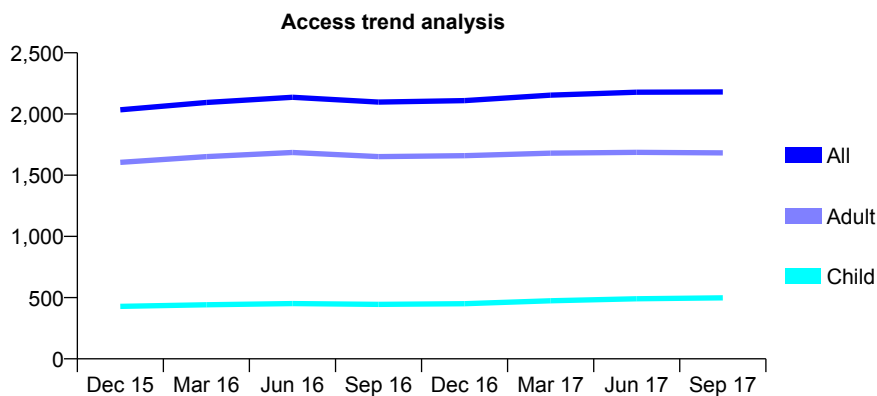
## Q56 - Vital Signs At a Glance Contract Report for 855847/0001 - September 2017

Name or company name	MR A BEHNIA
Contract type name	GDS Contract
Purpose of contract	General
Contract start date	01/08/2006
Contract end date	

17/18 Contracted general activity (UDA)	5,679
Carry forward general activity (UDA)	-37
17/18 Contracted orthodontic activity (UOA)	0
Carry forward orthodontic activity (UOA)	0
Baseline contract value	£132,159.02

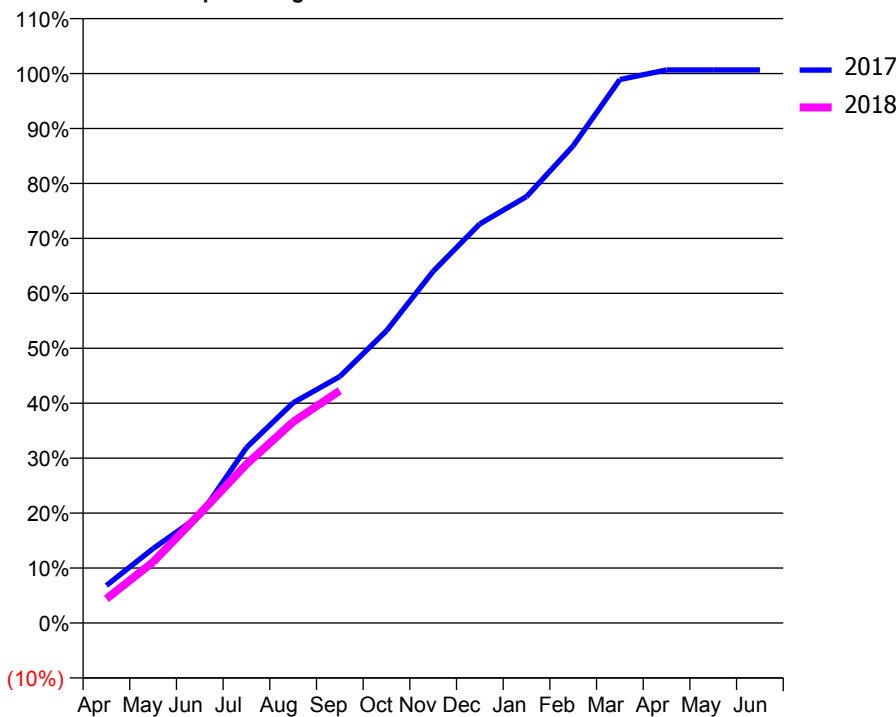
### ACCESS\*

Patients seen in 24 months	Total	Change since previous quarter
Quarter ending September 2016	2,097	
Quarter ending December 2016	2,110	→
Quarter ending March 2017	2,154	↑
Quarter ending June 2017	2,178	→
Quarter ending September 2017	2,180	→
<b>Variance since September 2016</b>	<b>4.0%</b>	<b>↑</b>



### ACTIVITY

Cumulative percentage of contracted UDA delivered 2017 & 2018



Adjusted Scheduled Activity (UDA)

Month	2017	2018
April	388	251
May	770	630
June	1,110	1,130
July	1,813	1,641
August	2,276	2,079
September	2,548	2,401
October	3,020	
November	3,634	
December	4,125	
January	4,406	
February	4,932	
March	5,616	
April	5,716	
May	5,716	
June	5,716	

### QUALITY

	Quantity	Base Number	Contract	AT	Region	England
% of FP17s for the same patient ID Re-attending within 3 months - Children	8	345	2.3%	10.9%	11.6%	11.9%
% of FP17s for the same patient ID Re-attending within 3 months - Adults	48	1,027	4.7%	14.5%	15.2%	15.9%
% of FP17s for the same patient ID Re-attending between 3 & 9 months - Children	233	345	67.5%	59.2%	59.1%	58.1%
% of FP17s for the same patient ID Re-attending between 3 & 9 months - Adults	679	1,027	66.1%	48.7%	51.7%	50.6%
% of FP17s for Band 1 Urgent Courses	15	1,327	1.1%	9.2%	8.0%	9.1%
% of FP17s Relating to Free Repair or Replacements	0	1,327	0.0%	0.8%	0.8%	0.8%
% of FP17s Relating to Continuations	0	1,327	0.0%	1.1%	1.0%	1.1%
% of Patients satisfied with the dentistry they have received	4	4	N/A	91.6%	91.5%	91.4%
% of Patients satisfied with the time they had to wait for an appointment	4	4	N/A	86.8%	88.2%	87.7%

\* This is based on patients treated on this contract for their most recent course of treatment. Figures in italics indicate the base number of FP17s or Patient Questionnaire responses are less than 100. N/A is shown where the base number of responses is less than 10 during the period. % is calculated as Quantity/Base number\*100

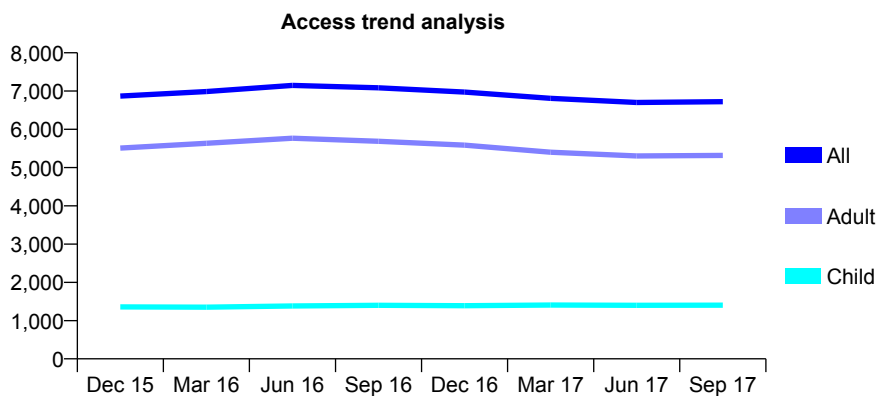
## Q56 - Vital Signs At a Glance Contract Report for 883840/0001 - September 2017

Name or company name	MS I PODDAR
Contract type name	GDS Contract
Purpose of contract	General
Contract start date	01/08/2014
Contract end date	

17/18 Contracted general activity (UDA)	21,000
Carry forward general activity (UDA)	85
17/18 Contracted orthodontic activity (UOA)	0
Carry forward orthodontic activity (UOA)	0
Baseline contract value	£451,729.73

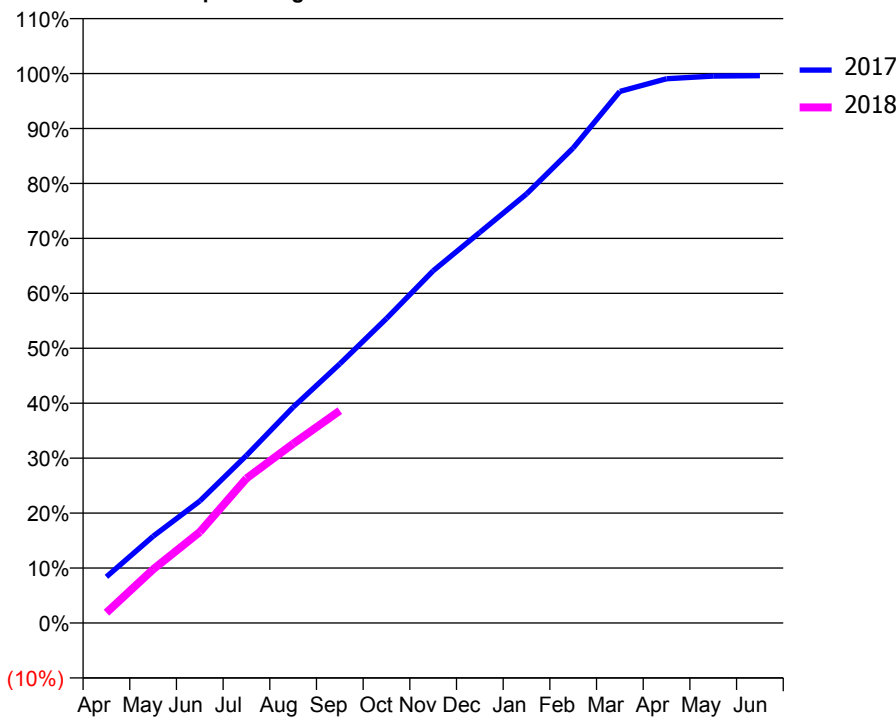
### ACCESS\*

Patients seen in 24 months	Total	Change since previous quarter
Quarter ending September 2016	7,085	
Quarter ending December 2016	6,975	↓
Quarter ending March 2017	6,808	↓
Quarter ending June 2017	6,703	↓
Quarter ending September 2017	6,721	→
<b>Variance since September 2016</b>	<b>(5.1%)</b>	<b>↓</b>



### ACTIVITY

Cumulative percentage of contracted UDA delivered 2017 & 2018



Adjusted Scheduled Activity (UDA)

Month	2017	2018
April	1,764	396
May	3,313	2,050
June	4,662	3,477
July	6,403	5,525
August	8,246	6,851
September	9,904	8,115
October	11,639	
November	13,460	
December	14,927	
January	16,397	
February	18,153	
March	20,316	
April	20,800	
May	20,899	
June	20,915	

### QUALITY

	Quantity	Base Number	Contract	AT	Region	England
% of FP17s for the same patient ID Re-attending within 3 months - Children	44	946	4.7%	10.9%	11.6%	11.9%
% of FP17s for the same patient ID Re-attending within 3 months - Adults	345	3,233	10.7%	14.5%	15.2%	15.9%
% of FP17s for the same patient ID Re-attending between 3 & 9 months - Children	542	946	57.3%	59.2%	59.1%	58.1%
% of FP17s for the same patient ID Re-attending between 3 & 9 months - Adults	1,573	3,233	48.7%	48.7%	51.7%	50.6%
% of FP17s for Band 1 Urgent Courses	139	3,910	3.6%	9.2%	8.0%	9.1%
% of FP17s Relating to Free Repair or Replacements	52	3,910	1.3%	0.8%	0.8%	0.8%
% of FP17s Relating to Continuations	25	3,910	0.6%	1.1%	1.0%	1.1%
% of Patients satisfied with the dentistry they have received	10	11	90.9%	91.6%	91.5%	91.4%
% of Patients satisfied with the time they had to wait for an appointment	6	11	54.5%	86.8%	88.2%	87.7%

\* This is based on patients treated on this contract for their most recent course of treatment. Figures in italics indicate the base number of FP17s or Patient Questionnaire responses are less than 100. N/A is shown where the base number of responses is less than 10 during the period. % is calculated as Quantity/Base number\*100

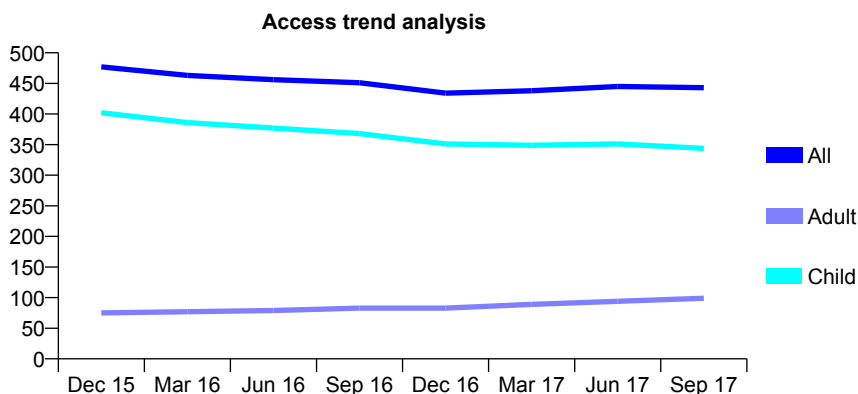
## Q56 - Vital Signs At a Glance Contract Report for 904945/0001 - September 2017

Name or company name	MR GV SHAW
Contract type name	GDS Contract
Purpose of contract	General
Contract start date	01/04/2006
Contract end date	

17/18 Contracted general activity (UDA)	1,586
Carry forward general activity (UDA)	0
17/18 Contracted orthodontic activity (UOA)	0
Carry forward orthodontic activity (UOA)	0
Baseline contract value	£41,409.84

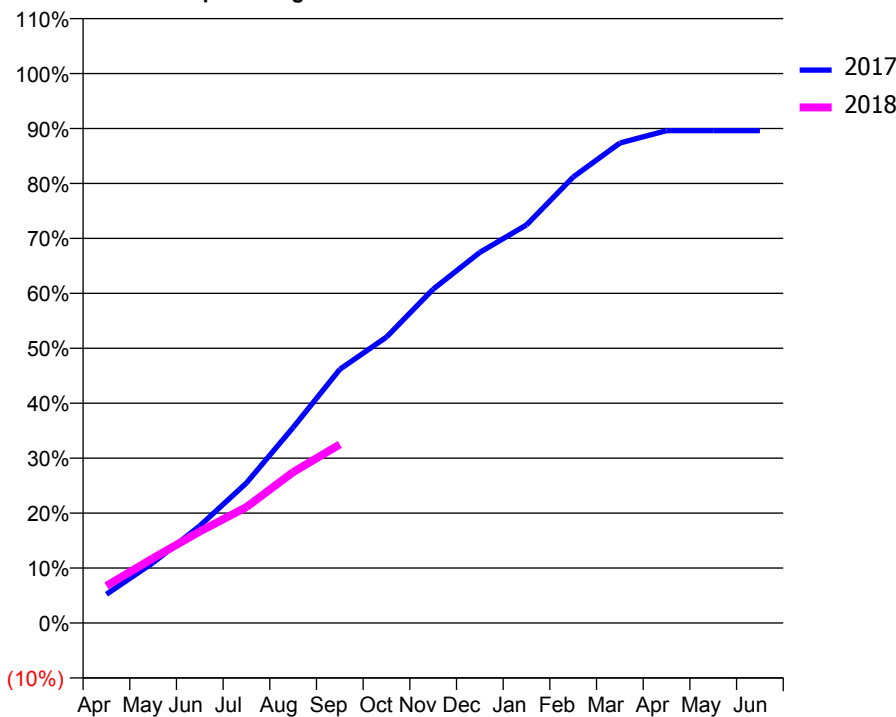
### ACCESS\*

Patients seen in 24 months	Total	Change since previous quarter
Quarter ending September 2016	451	
Quarter ending December 2016	434	↓
Quarter ending March 2017	438	→
Quarter ending June 2017	445	→
Quarter ending September 2017	443	→
<b>Variance since September 2016</b>	<b>(1.8%)</b>	<b>↓</b>



### ACTIVITY

Cumulative percentage of contracted UDA delivered 2017 & 2018



Month	Adjusted Scheduled Activity (UDA)	
	2017	2018
April	83	107
May	174	187
June	280	264
July	404	335
August	564	436
September	732	516
October	825	
November	964	
December	1,070	
January	1,149	
February	1,287	
March	1,385	
April	1,421	
May	1,421	
June	1,421	

### QUALITY

	Quantity	Base Number	Contract	AT	Region	England
% of FP17s for the same patient ID Re-attending within 3 months - Children	20	331	6.0%	10.9%	11.6%	11.9%
% of FP17s for the same patient ID Re-attending within 3 months - Adults	0	22	0.0%	14.5%	15.2%	15.9%
% of FP17s for the same patient ID Re-attending between 3 & 9 months - Children	227	331	68.6%	59.2%	59.1%	58.1%
% of FP17s for the same patient ID Re-attending between 3 & 9 months - Adults	15	22	68.2%	48.7%	51.7%	50.6%
% of FP17s for Band 1 Urgent Courses	3	332	0.9%	9.2%	8.0%	9.1%
% of FP17s Relating to Free Repair or Replacements	0	332	0.0%	0.8%	0.8%	0.8%
% of FP17s Relating to Continuations	4	332	1.2%	1.1%	1.0%	1.1%
% of Patients satisfied with the dentistry they have received	0	0	N/A	91.6%	91.5%	91.4%
% of Patients satisfied with the time they had to wait for an appointment	0	0	N/A	86.8%	88.2%	87.7%

\* This is based on patients treated on this contract for their most recent course of treatment. Figures in italics indicate the base number of FP17s or Patient Questionnaire responses are less than 100. N/A is shown where the base number of responses is less than 10 during the period. % is calculated as Quantity/Base number\*100

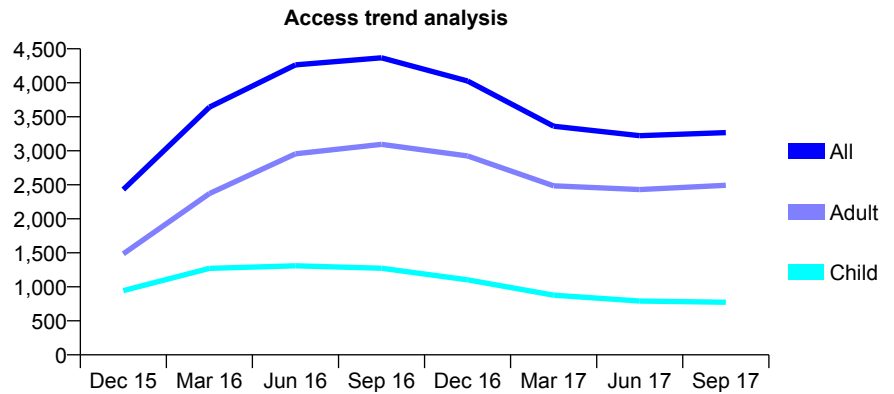
## Q56 - Vital Signs At a Glance Contract Report for 905941/0001 - September 2017

Name or company name	MR JQ PEIRSON
Contract type name	GDS Contract
Purpose of contract	General and Orthodontic
Contract start date	01/04/2006
Contract end date	

17/18 Contracted general activity (UDA)	10,641
Carry forward general activity (UDA)	41
17/18 Contracted orthodontic activity (UOA)	68
Carry forward orthodontic activity (UOA)	0
Baseline contract value	£318,440.29

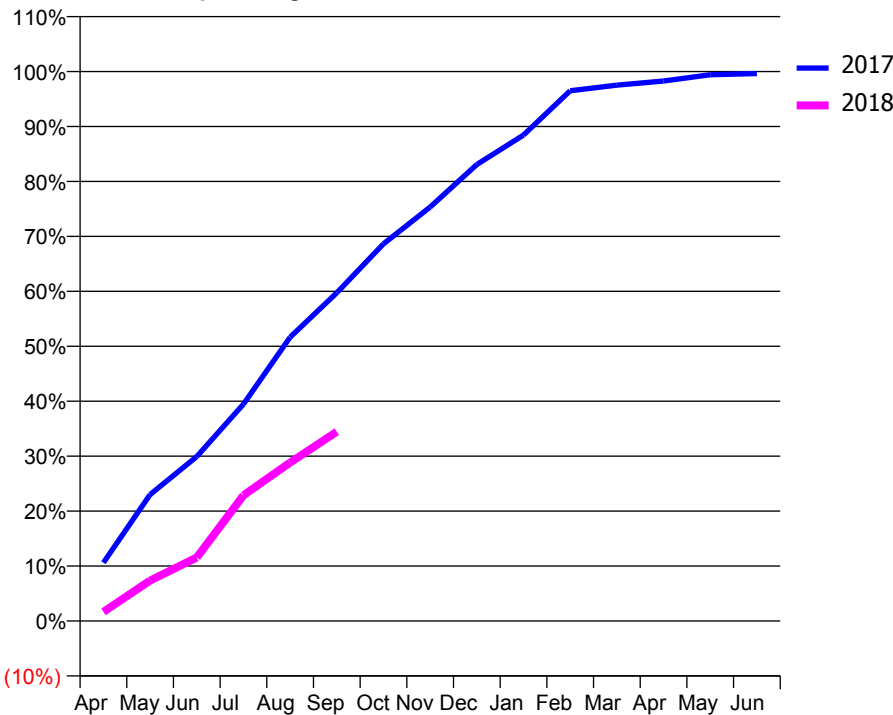
### ACCESS\*

Patients seen in 24 months	Total	Change since previous quarter
Quarter ending September 2016	4,368	
Quarter ending December 2016	4,027	↓
Quarter ending March 2017	3,362	↓
Quarter ending June 2017	3,223	↓
Quarter ending September 2017	3,268	→
<b>Variance since September 2016</b>	<b>(25.2%)</b>	<b>↓</b>



### ACTIVITY

Cumulative percentage of contracted UDA delivered 2017 & 2018



Month	Adjusted Scheduled Activity (UDA)	
	2017	2018
April	1,131	176
May	2,449	784
June	3,186	1,231
July	4,201	2,434
August	5,496	3,068
September	6,355	3,665
October	7,304	
November	8,016	
December	8,839	
January	9,411	
February	10,267	
March	10,378	
April	10,458	
May	10,577	
June	10,600	

### QUALITY

	Quantity	Base Number	Contract	AT	Region	England
% of FP17s for the same patient ID Re-attending within 3 months - Children	24	459	5.2%	10.9%	11.6%	11.9%
% of FP17s for the same patient ID Re-attending within 3 months - Adults	99	1,333	7.4%	14.5%	15.2%	15.9%
% of FP17s for the same patient ID Re-attending between 3 & 9 months - Children	269	459	58.6%	59.2%	59.1%	58.1%
% of FP17s for the same patient ID Re-attending between 3 & 9 months - Adults	588	1,333	44.1%	48.7%	51.7%	50.6%
% of FP17s for Band 1 Urgent Courses	134	1,692	7.9%	9.2%	8.0%	9.1%
% of FP17s Relating to Free Repair or Replacements	3	1,692	0.2%	0.8%	0.8%	0.8%
% of FP17s Relating to Continuations	16	1,692	0.9%	1.1%	1.0%	1.1%
% of Patients satisfied with the dentistry they have received	7	8	N/A	91.6%	91.5%	91.4%
% of Patients satisfied with the time they had to wait for an appointment	7	8	N/A	86.8%	88.2%	87.7%

\* This is based on patients treated on this contract for their most recent course of treatment. Figures in italics indicate the base number of FP17s or Patient Questionnaire responses are less than 100. N/A is shown where the base number of responses is less than 10 during the period. % is calculated as Quantity/Base number\*100



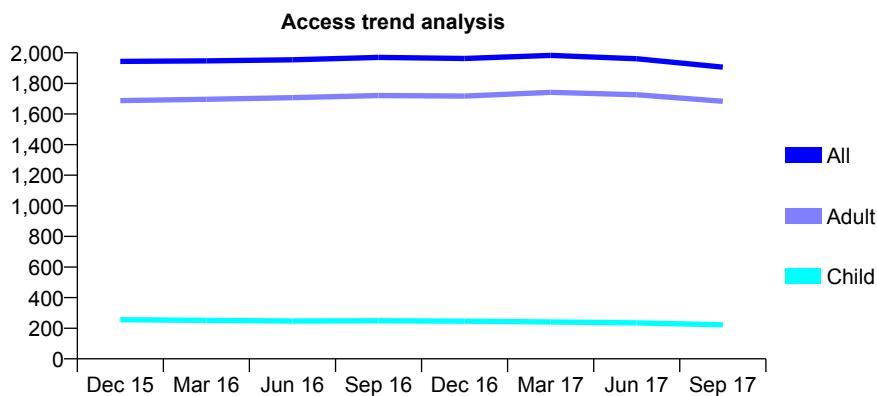
## Q56 - Vital Signs At a Glance Contract Report for 906247/0001 - September 2017

Name or company name	The Dental Surgery
Contract type name	GDS Contract
Purpose of contract	General
Contract start date	01/04/2006
Contract end date	

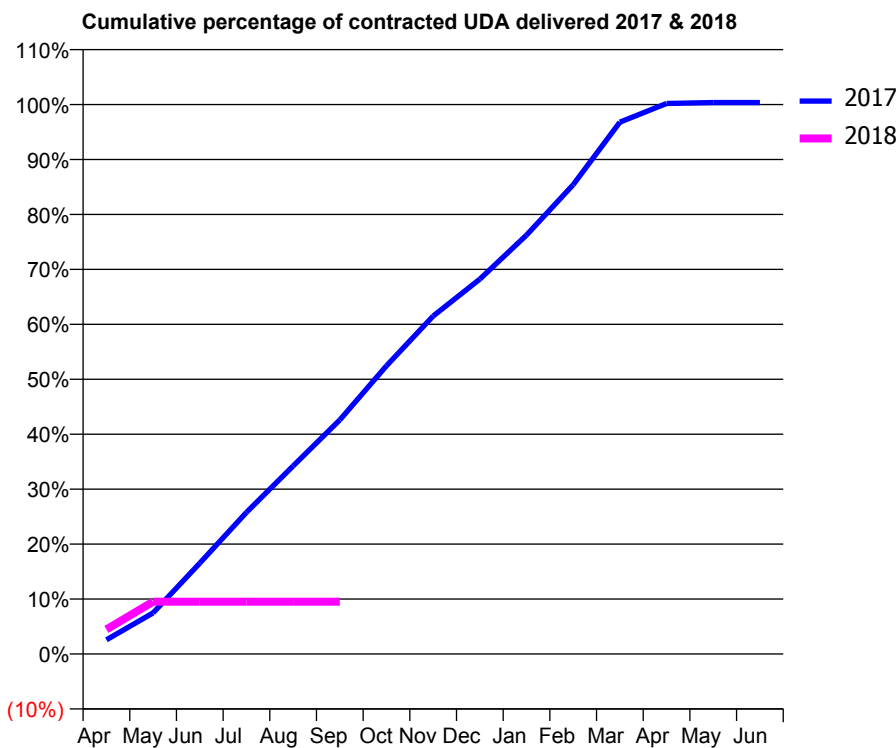
17/18 Contracted general activity (UDA)	5,493
Carry forward general activity (UDA)	-19
17/18 Contracted orthodontic activity (UOA)	0
Carry forward orthodontic activity (UOA)	0
Baseline contract value	£118,104.05

### ACCESS\*

Patients seen in 24 months	Total	Change since previous quarter
Quarter ending September 2016	1,970	
Quarter ending December 2016	1,963	→
Quarter ending March 2017	1,983	→
Quarter ending June 2017	1,961	↓
Quarter ending September 2017	1,906	↓
<b>Variance since September 2016</b>	<b>(3.2%)</b>	<b>↓</b>



### ACTIVITY



Month	Adjusted Scheduled Activity (UDA)	
	2017	2018
April	141	246
May	411	524
June	908	524
July	1,416	524
August	1,880	524
September	2,340	524
October	2,881	
November	3,378	
December	3,747	
January	4,187	
February	4,691	
March	5,316	
April	5,503	
May	5,512	
June	5,512	

### QUALITY

	Quantity	Base Number	Contract	AT	Region	England
% of FP17s for the same patient ID Re-attending within 3 months - Children	3	55	5.5%	10.9%	11.6%	11.9%
% of FP17s for the same patient ID Re-attending within 3 months - Adults	57	352	16.2%	14.5%	15.2%	15.9%
% of FP17s for the same patient ID Re-attending between 3 & 9 months - Children	42	55	76.4%	59.2%	59.1%	58.1%
% of FP17s for the same patient ID Re-attending between 3 & 9 months - Adults	219	352	62.2%	48.7%	51.7%	50.6%
% of FP17s for Band 1 Urgent Courses	18	310	5.8%	9.2%	8.0%	9.1%
% of FP17s Relating to Free Repair or Replacements	5	310	1.6%	0.8%	0.8%	0.8%
% of FP17s Relating to Continuations	6	310	1.9%	1.1%	1.0%	1.1%
% of Patients satisfied with the dentistry they have received	11	12	91.7%	91.6%	91.5%	91.4%
% of Patients satisfied with the time they had to wait for an appointment	11	12	91.7%	86.8%	88.2%	87.7%

\* This is based on patients treated on this contract for their most recent course of treatment. Figures in italics indicate the base number of FP17s or Patient Questionnaire responses are less than 100. N/A is shown where the base number of responses is less than 10 during the period. % is calculated as Quantity/Base number\*100

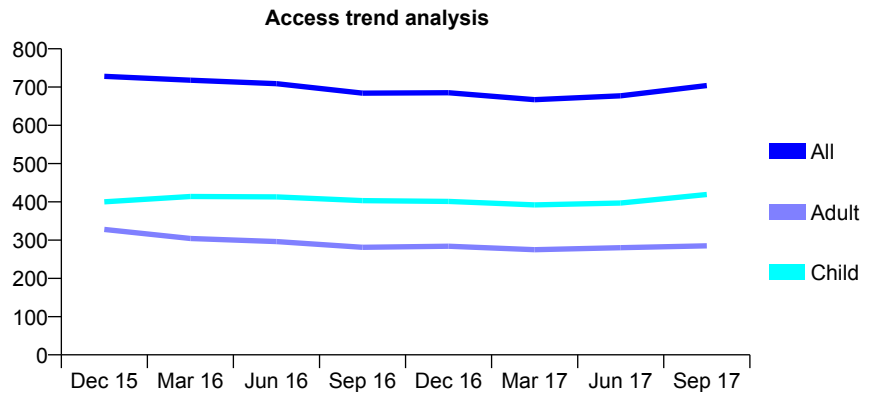
## Q56 - Vital Signs At a Glance Contract Report for 907332/0001 - September 2017

Name or company name	MR HJ DHANJI
Contract type name	GDS Contract
Purpose of contract	General
Contract start date	01/04/2006
Contract end date	

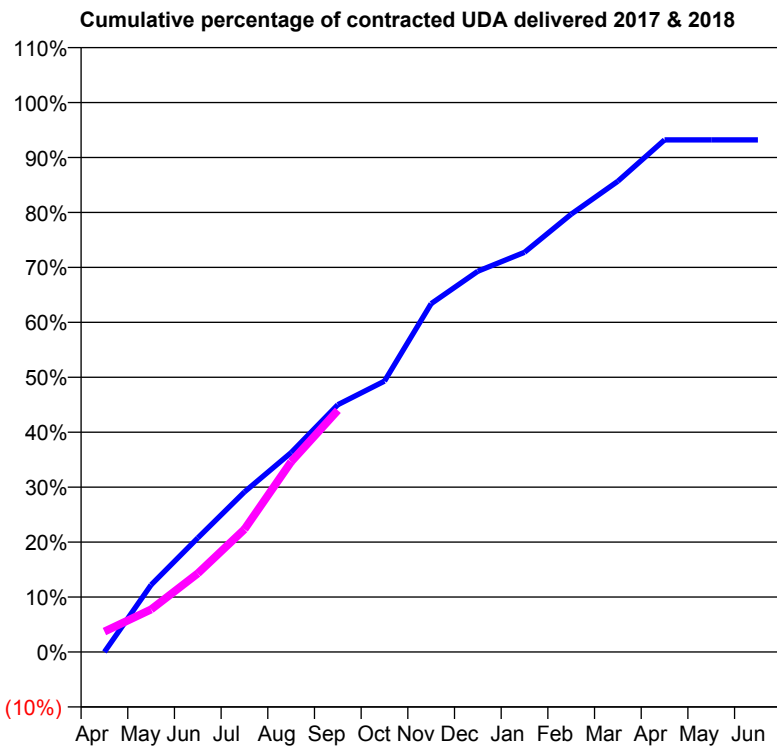
17/18 Contracted general activity (UDA)	1,400
Carry forward general activity (UDA)	0
17/18 Contracted orthodontic activity (UOA)	0
Carry forward orthodontic activity (UOA)	0
Baseline contract value	£32,539.35

### ACCESS\*

Patients seen in 24 months	Total	Change since previous quarter
Quarter ending September 2016	684	
Quarter ending December 2016	685	→
Quarter ending March 2017	667	↓
Quarter ending June 2017	677	→
Quarter ending September 2017	704	↑
<b>Variance since September 2016</b>	<b>2.9%</b>	<b>↑</b>



### ACTIVITY



Month	Adjusted Scheduled Activity (UDA)	
	2017	2018
April	0	52
May	171	108
June	291	200
July	408	313
August	508	485
September	630	616
October	690	
November	887	
December	970	
January	1,018	
February	1,115	
March	1,199	
April	1,305	
May	1,305	
June	1,305	

### QUALITY

	Quantity	Base Number	Contract	AT	Region	England
% of FP17s for the same patient ID Re-attending within 3 months - Children	5	286	1.7%	10.9%	11.6%	11.9%
% of FP17s for the same patient ID Re-attending within 3 months - Adults	4	164	2.4%	14.5%	15.2%	15.9%
% of FP17s for the same patient ID Re-attending between 3 & 9 months - Children	43	286	15.0%	59.2%	59.1%	58.1%
% of FP17s for the same patient ID Re-attending between 3 & 9 months - Adults	77	164	47.0%	48.7%	51.7%	50.6%
% of FP17s for Band 1 Urgent Courses	4	393	1.0%	9.2%	8.0%	9.1%
% of FP17s Relating to Free Repair or Replacements	0	393	0.0%	0.8%	0.8%	0.8%
% of FP17s Relating to Continuations	0	393	0.0%	1.1%	1.0%	1.1%
% of Patients satisfied with the dentistry they have received	1	1	N/A	91.6%	91.5%	91.4%
% of Patients satisfied with the time they had to wait for an appointment	1	1	N/A	86.8%	88.2%	87.7%

\* This is based on patients treated on this contract for their most recent course of treatment. Figures in italics indicate the base number of FP17s or Patient Questionnaire responses are less than 100. N/A is shown where the base number of responses is less than 10 during the period. % is calculated as Quantity/Base number\*100

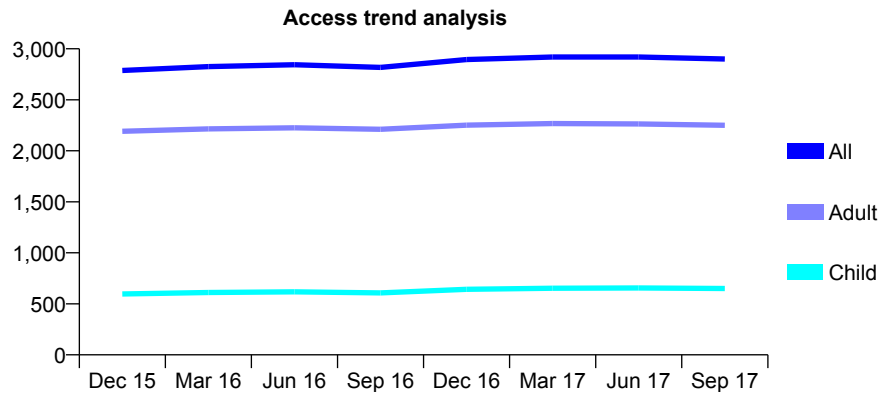
## Q56 - Vital Signs At a Glance Contract Report for 908002/0001 - September 2017

Name or company name	MR DC TRENT
Contract type name	GDS Contract
Purpose of contract	General
Contract start date	01/04/2006
Contract end date	

17/18 Contracted general activity (UDA)	8,137
Carry forward general activity (UDA)	-163
17/18 Contracted orthodontic activity (UOA)	0
Carry forward orthodontic activity (UOA)	0
Baseline contract value	£171,221.03

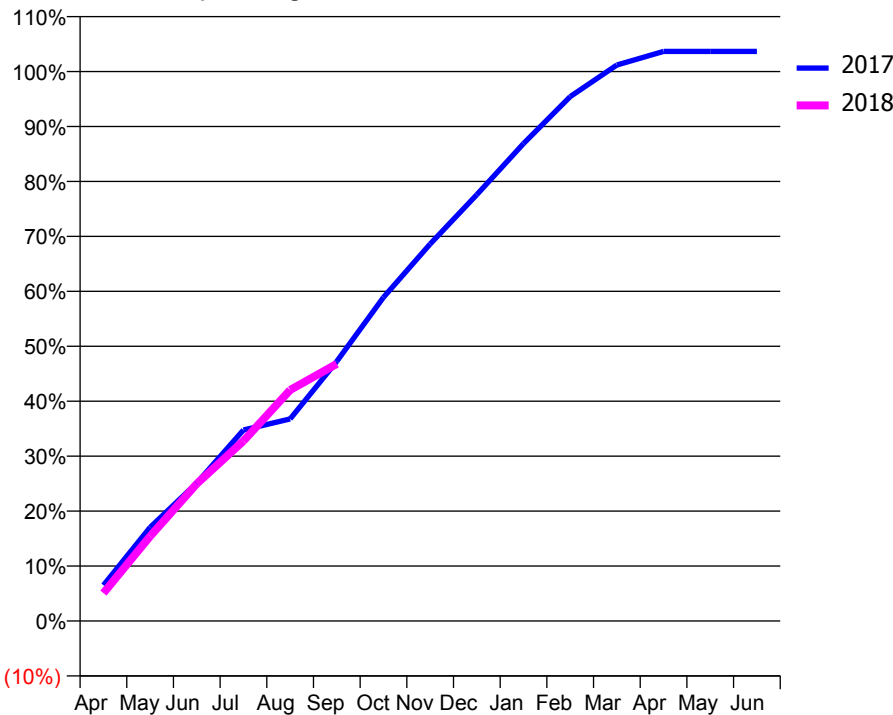
### ACCESS\*

Patients seen in 24 months	Total	Change since previous quarter
Quarter ending September 2016	2,818	
Quarter ending December 2016	2,895	↑
Quarter ending March 2017	2,920	→
Quarter ending June 2017	2,919	→
Quarter ending September 2017	2,900	→
<b>Variance since September 2016</b>	<b>2.9%</b>	<b>↑</b>



### ACTIVITY

Cumulative percentage of contracted UDA delivered 2017 & 2018



Month	Adjusted Scheduled Activity (UDA)	
	2017	2018
April	531	414
May	1,388	1,256
June	2,046	2,034
July	2,828	2,668
August	2,992	3,421
September	3,846	3,809
October	4,794	
November	5,584	
December	6,315	
January	7,070	
February	7,764	
March	8,233	
April	8,435	
May	8,435	
June	8,435	

### QUALITY

	Quantity	Base Number	Contract	AT	Region	England
% of FP17s for the same patient ID Re-attending within 3 months - Children	32	465	6.9%	10.9%	11.6%	11.9%
% of FP17s for the same patient ID Re-attending within 3 months - Adults	194	1,429	13.6%	14.5%	15.2%	15.9%
% of FP17s for the same patient ID Re-attending between 3 & 9 months - Children	261	465	56.1%	59.2%	59.1%	58.1%
% of FP17s for the same patient ID Re-attending between 3 & 9 months - Adults	696	1,429	48.7%	48.7%	51.7%	50.6%
% of FP17s for Band 1 Urgent Courses	114	1,744	6.5%	9.2%	8.0%	9.1%
% of FP17s Relating to Free Repair or Replacements	0	1,744	0.0%	0.8%	0.8%	0.8%
% of FP17s Relating to Continuations	21	1,744	1.2%	1.1%	1.0%	1.1%
% of Patients satisfied with the dentistry they have received	10	10	100.0%	91.6%	91.5%	91.4%
% of Patients satisfied with the time they had to wait for an appointment	9	10	90.0%	86.8%	88.2%	87.7%

\* This is based on patients treated on this contract for their most recent course of treatment. Figures in italics indicate the base number of FP17s or Patient Questionnaire responses are less than 100. N/A is shown where the base number of responses is less than 10 during the period. % is calculated as Quantity/Base number\*100

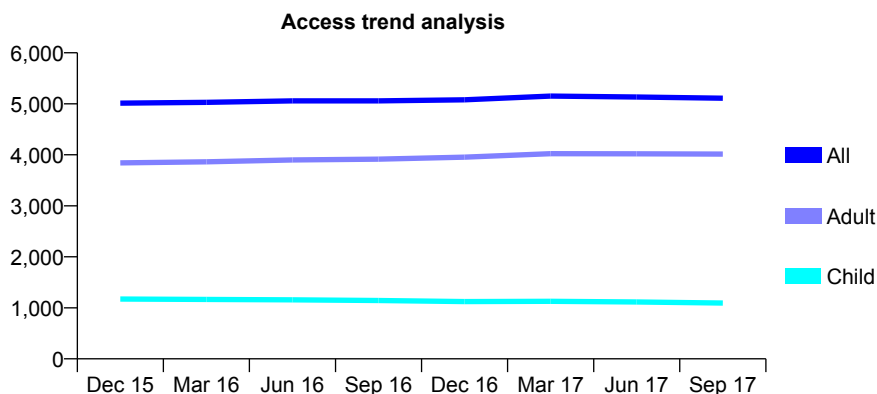
## Q56 - Vital Signs At a Glance Contract Report for 910201/0001 - September 2017

Name or company name	Cheerag Raval and Gemma Raval
Contract type name	GDS Contract
Purpose of contract	General
Contract start date	01/04/2006
Contract end date	

17/18 Contracted general activity (UDA)	14,239
Carry forward general activity (UDA)	92
17/18 Contracted orthodontic activity (UOA)	0
Carry forward orthodontic activity (UOA)	0
Baseline contract value	£306,150.29

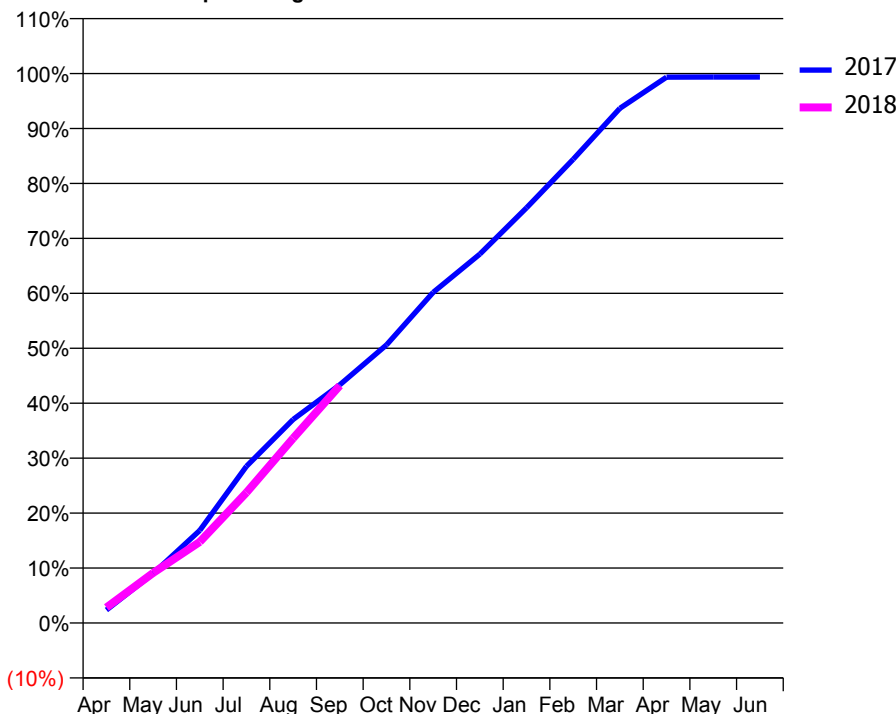
### ACCESS\*

Patients seen in 24 months	Total	Change since previous quarter
Quarter ending September 2016	5,058	
Quarter ending December 2016	5,078	→
Quarter ending March 2017	5,151	→
Quarter ending June 2017	5,133	→
Quarter ending September 2017	5,109	→
<b>Variance since September 2016</b>	<b>1.0%</b>	<b>→</b>



### ACTIVITY

Cumulative percentage of contracted UDA delivered 2017 & 2018



Month	Adjusted Scheduled Activity (UDA)	
	2017	2018
April	337	404
May	1,284	1,296
June	2,399	2,102
July	4,061	3,383
August	5,275	4,787
September	6,173	6,152
October	7,206	
November	8,568	
December	9,558	
January	10,758	
February	12,017	
March	13,335	
April	14,145	
May	14,147	
June	14,147	

### QUALITY

	Quantity	Base Number	Contract	AT	Region	England
% of FP17s for the same patient ID Re-attending within 3 months - Children	90	1,077	8.4%	10.9%	11.6%	11.9%
% of FP17s for the same patient ID Re-attending within 3 months - Adults	511	2,965	17.2%	14.5%	15.2%	15.9%
% of FP17s for the same patient ID Re-attending between 3 & 9 months - Children	772	1,077	71.7%	59.2%	59.1%	58.1%
% of FP17s for the same patient ID Re-attending between 3 & 9 months - Adults	1,276	2,965	43.0%	48.7%	51.7%	50.6%
% of FP17s for Band 1 Urgent Courses	206	3,683	5.6%	9.2%	8.0%	9.1%
% of FP17s Relating to Free Repair or Replacements	18	3,683	0.5%	0.8%	0.8%	0.8%
% of FP17s Relating to Continuations	76	3,683	2.1%	1.1%	1.0%	1.1%
% of Patients satisfied with the dentistry they have received	4	4	N/A	91.6%	91.5%	91.4%
% of Patients satisfied with the time they had to wait for an appointment	4	4	N/A	86.8%	88.2%	87.7%

\* This is based on patients treated on this contract for their most recent course of treatment. Figures in italics indicate the base number of FP17s or Patient Questionnaire responses are less than 100. N/A is shown where the base number of responses is less than 10 during the period. % is calculated as Quantity/Base number\*100

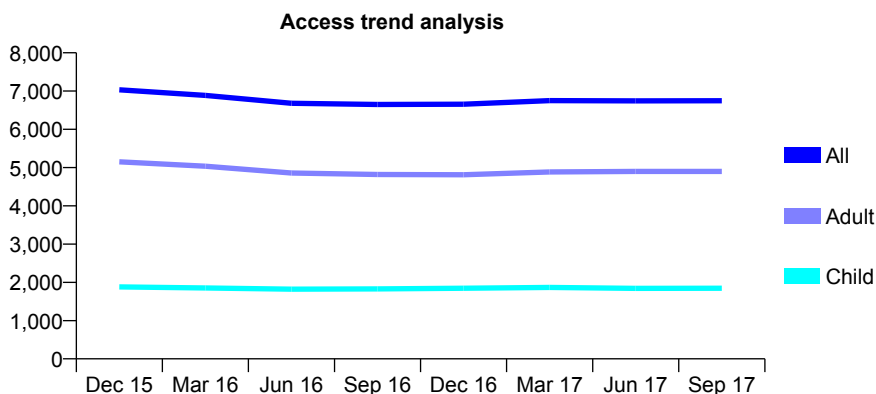
## Q56 - Vital Signs At a Glance Contract Report for 915246/0001 - September 2017

Name or company name	MRS CH JACKMAN
Contract type name	GDS Contract
Purpose of contract	General
Contract start date	01/04/2006
Contract end date	

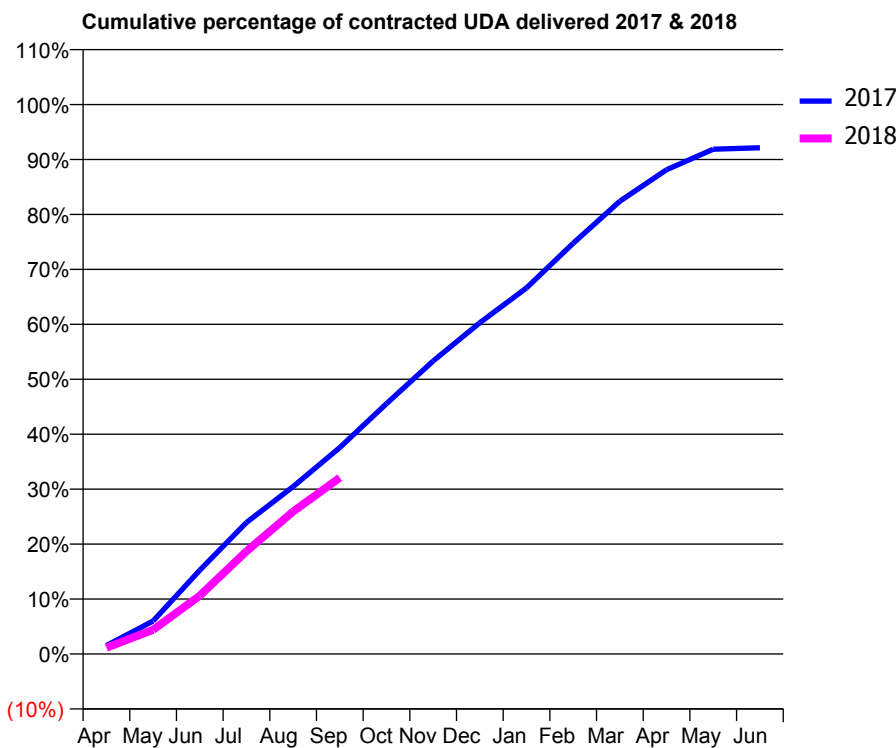
17/18 Contracted general activity (UDA)	20,400
Carry forward general activity (UDA)	0
17/18 Contracted orthodontic activity (UOA)	0
Carry forward orthodontic activity (UOA)	0
Baseline contract value	£542,141.45

### ACCESS\*

Patients seen in 24 months	Total	Change since previous quarter
Quarter ending September 2016	6,648	
Quarter ending December 2016	6,657	→
Quarter ending March 2017	6,752	→
Quarter ending June 2017	6,743	→
Quarter ending September 2017	6,746	→
<b>Variance since September 2016</b>	<b>1.5%</b>	<b>→</b>



### ACTIVITY



Month	Adjusted Scheduled Activity (UDA)	
	2017	2018
April	313	237
May	1,225	896
June	3,110	2,166
July	4,884	3,815
August	6,214	5,288
September	7,664	6,545
October	9,293	
November	10,876	
December	12,299	
January	13,590	
February	15,249	
March	16,810	
April	17,980	
May	18,738	
June	18,794	

### QUALITY

	Quantity	Base Number	Contract	AT	Region	England
% of FP17s for the same patient ID Re-attending within 3 months - Children	80	1,407	5.7%	10.9%	11.6%	11.9%
% of FP17s for the same patient ID Re-attending within 3 months - Adults	439	3,347	13.1%	14.5%	15.2%	15.9%
% of FP17s for the same patient ID Re-attending between 3 & 9 months - Children	978	1,407	69.5%	59.2%	59.1%	58.1%
% of FP17s for the same patient ID Re-attending between 3 & 9 months - Adults	1,711	3,347	51.1%	48.7%	51.7%	50.6%
% of FP17s for Band 1 Urgent Courses	258	3,842	6.7%	9.2%	8.0%	9.1%
% of FP17s Relating to Free Repair or Replacements	35	3,842	0.9%	0.8%	0.8%	0.8%
% of FP17s Relating to Continuations	84	3,842	2.2%	1.1%	1.0%	1.1%
% of Patients satisfied with the dentistry they have received	21	22	95.5%	91.6%	91.5%	91.4%
% of Patients satisfied with the time they had to wait for an appointment	17	22	77.3%	86.8%	88.2%	87.7%

\* This is based on patients treated on this contract for their most recent course of treatment. Figures in italics indicate the base number of FP17s or Patient Questionnaire responses are less than 100. N/A is shown where the base number of responses is less than 10 during the period. % is calculated as Quantity/Base number\*100

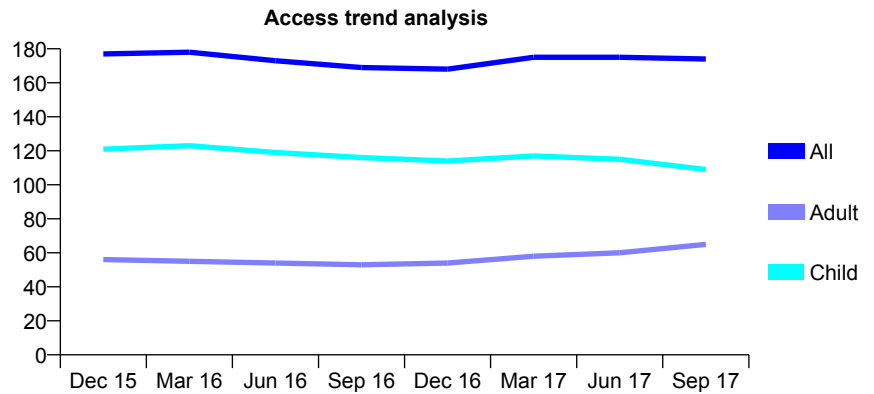
## Q56 - Vital Signs At a Glance Contract Report for 920924/0001 - September 2017

Name or company name	MR JM STOKES
Contract type name	GDS Contract
Purpose of contract	General
Contract start date	01/01/2007
Contract end date	

17/18 Contracted general activity (UDA)	473
Carry forward general activity (UDA)	-6
17/18 Contracted orthodontic activity (UOA)	0
Carry forward orthodontic activity (UOA)	0
Baseline contract value	£13,971.14

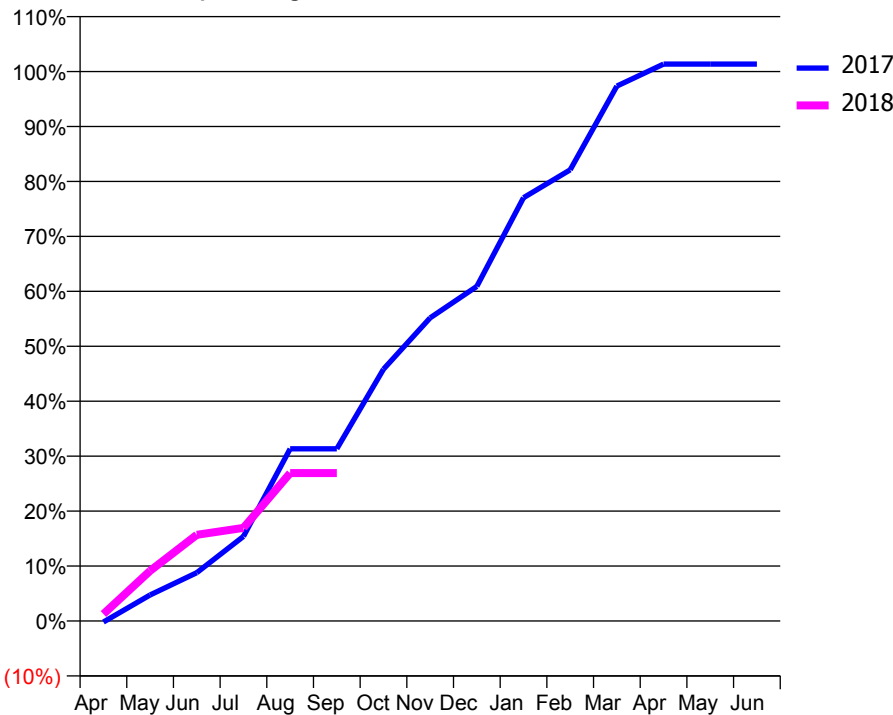
### ACCESS\*

Patients seen in 24 months	Total	Change since previous quarter
Quarter ending September 2016	169	
Quarter ending December 2016	168	→
Quarter ending March 2017	175	↑
Quarter ending June 2017	175	→
Quarter ending September 2017	174	→
<b>Variance since September 2016</b>	<b>3.0%</b>	<b>↑</b>



### ACTIVITY

Cumulative percentage of contracted UDA delivered 2017 & 2018



Month	Adjusted Scheduled Activity (UDA)	
	2017	2018
April	-1	6
May	22	43
June	42	74
July	73	80
August	148	127
September	148	127
October	217	
November	261	
December	288	
January	364	
February	388	
March	460	
April	479	
May	479	
June	479	

### QUALITY

	Quantity	Base Number	Contract	AT	Region	England
% of FP17s for the same patient ID Re-attending within 3 months - Children	0	47	0.0%	10.9%	11.6%	11.9%
% of FP17s for the same patient ID Re-attending within 3 months - Adults	4	21	19.0%	14.5%	15.2%	15.9%
% of FP17s for the same patient ID Re-attending between 3 & 9 months - Children	40	47	85.1%	59.2%	59.1%	58.1%
% of FP17s for the same patient ID Re-attending between 3 & 9 months - Adults	11	21	52.4%	48.7%	51.7%	50.6%
% of FP17s for Band 1 Urgent Courses	2	62	3.2%	9.2%	8.0%	9.1%
% of FP17s Relating to Free Repair or Replacements	0	62	0.0%	0.8%	0.8%	0.8%
% of FP17s Relating to Continuations	0	62	0.0%	1.1%	1.0%	1.1%
% of Patients satisfied with the dentistry they have received	0	0	N/A	91.6%	91.5%	91.4%
% of Patients satisfied with the time they had to wait for an appointment	0	0	N/A	86.8%	88.2%	87.7%

\* This is based on patients treated on this contract for their most recent course of treatment. Figures in italics indicate the base number of FP17s or Patient Questionnaire responses are less than 100. N/A is shown where the base number of responses is less than 10 during the period. % is calculated as Quantity/Base number\*100

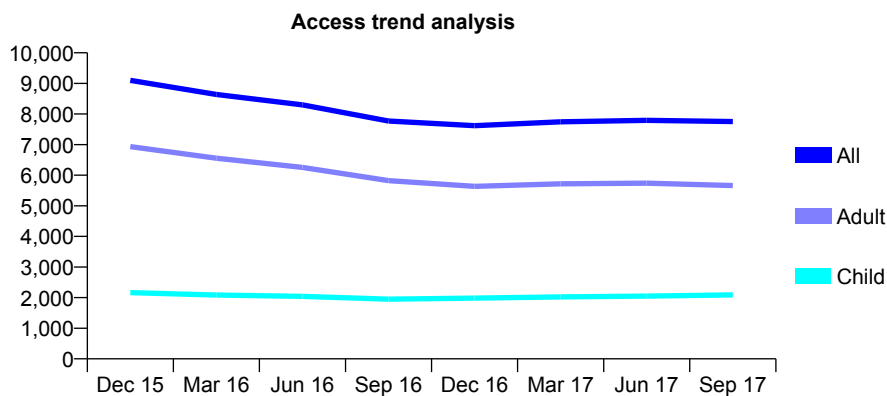
## Q56 - Vital Signs At a Glance Contract Report for 920959/0001 - September 2017

Name or company name	MR OB QURESHI
Contract type name	GDS Contract
Purpose of contract	General
Contract start date	01/04/2006
Contract end date	

17/18 Contracted general activity (UDA)	22,001
Carry forward general activity (UDA)	0
17/18 Contracted orthodontic activity (UOA)	0
Carry forward orthodontic activity (UOA)	0
Baseline contract value	£668,423.43

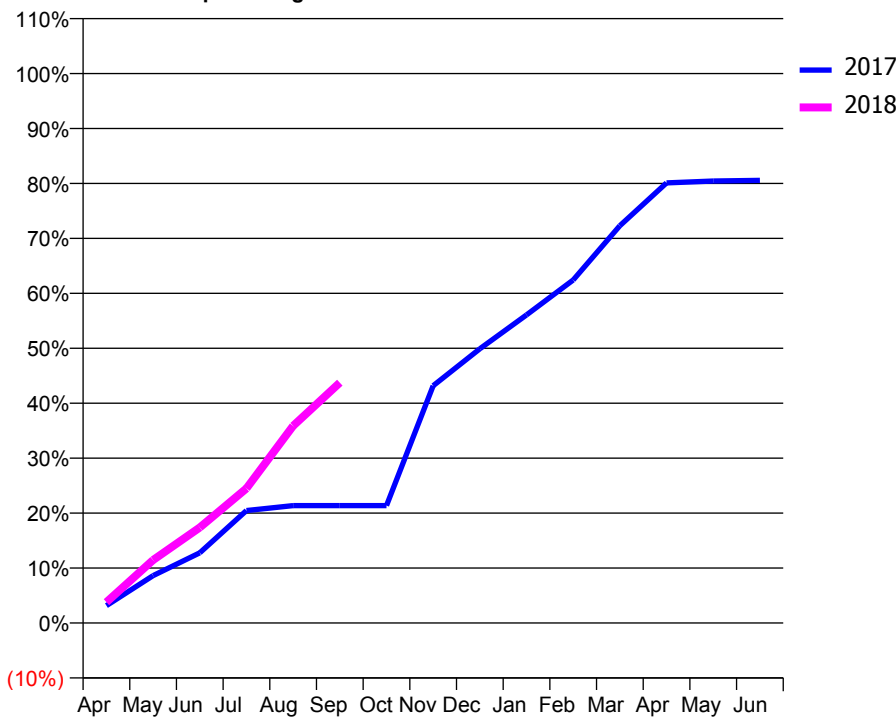
### ACCESS\*

Patients seen in 24 months	Total	Change since previous quarter
Quarter ending September 2016	7,773	
Quarter ending December 2016	7,620	↓
Quarter ending March 2017	7,743	→
Quarter ending June 2017	7,791	→
Quarter ending September 2017	7,753	→
<b>Variance since September 2016</b>	<b>(0.3%)</b>	→



### ACTIVITY

Cumulative percentage of contracted UDA delivered 2017 & 2018



Month	Adjusted Scheduled Activity (UDA)	
	2017	2018
April	695	835
May	1,897	2,520
June	2,812	3,826
July	4,502	5,388
August	4,699	7,894
September	4,699	9,622
October	4,699	
November	9,498	
December	10,977	
January	12,337	
February	13,734	
March	15,906	
April	17,621	
May	17,698	
June	17,725	

### QUALITY

	Quantity	Base Number	Contract	AT	Region	England
% of FP17s for the same patient ID Re-attending within 3 months - Children	107	1,573	6.8%	10.9%	11.6%	11.9%
% of FP17s for the same patient ID Re-attending within 3 months - Adults	345	3,794	9.1%	14.5%	15.2%	15.9%
% of FP17s for the same patient ID Re-attending between 3 & 9 months - Children	783	1,573	49.8%	59.2%	59.1%	58.1%
% of FP17s for the same patient ID Re-attending between 3 & 9 months - Adults	1,518	3,794	40.0%	48.7%	51.7%	50.6%
% of FP17s for Band 1 Urgent Courses	315	4,366	7.2%	9.2%	8.0%	9.1%
% of FP17s Relating to Free Repair or Replacements	16	4,366	0.4%	0.8%	0.8%	0.8%
% of FP17s Relating to Continuations	0	4,366	0.0%	1.1%	1.0%	1.1%
% of Patients satisfied with the dentistry they have received	6	8	N/A	91.6%	91.5%	91.4%
% of Patients satisfied with the time they had to wait for an appointment	6	8	N/A	86.8%	88.2%	87.7%

\* This is based on patients treated on this contract for their most recent course of treatment. Figures in italics indicate the base number of FP17s or Patient Questionnaire responses are less than 100. N/A is shown where the base number of responses is less than 10 during the period. % is calculated as Quantity/Base number\*100

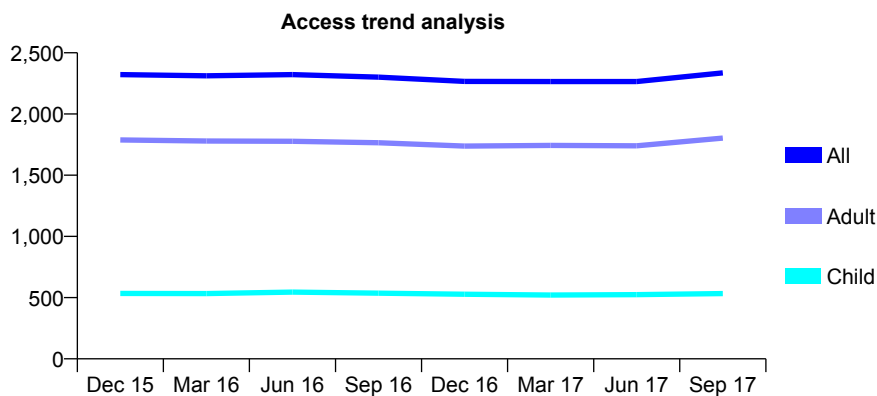
## Q56 - Vital Signs At a Glance Contract Report for 926396/0001 - September 2017

Name or company name	MRS TL KLEINHANS
Contract type name	PDS Contract
Purpose of contract	General
Contract start date	01/04/2010
Contract end date	31/03/2018

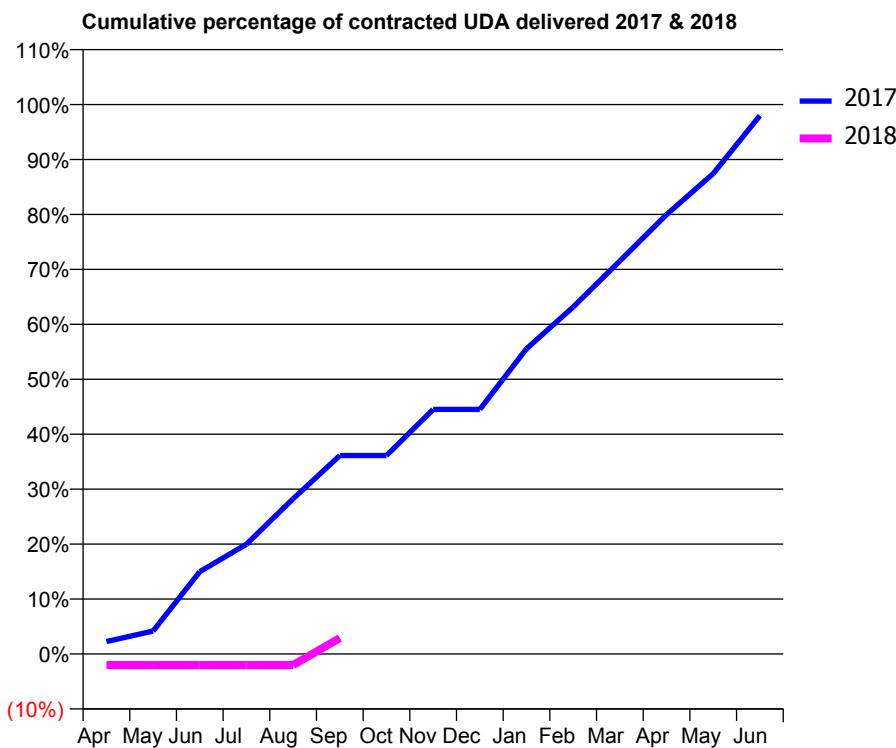
17/18 Contracted general activity (UDA)	6,600
Carry forward general activity (UDA)	134
17/18 Contracted orthodontic activity (UOA)	0
Carry forward orthodontic activity (UOA)	0
Baseline contract value	£164,660.01

### ACCESS\*

Patients seen in 24 months	Total	Change since previous quarter
Quarter ending September 2016	2,301	
Quarter ending December 2016	2,266	↓
Quarter ending March 2017	2,265	→
Quarter ending June 2017	2,265	→
Quarter ending September 2017	2,336	↑
<b>Variance since September 2016</b>	<b>1.5%</b>	<b>→</b>



### ACTIVITY



Month	Adjusted Scheduled Activity (UDA)	
	2017	2018
April	150	-134
May	276	-134
June	990	-134
July	1,319	-134
August	1,865	-134
September	2,384	192
October	2,384	
November	2,937	
December	2,937	
January	3,667	
February	4,168	
March	4,721	
April	5,278	
May	5,770	
June	6,466	

### QUALITY

	Quantity	Base Number	Contract	AT	Region	England
% of FP17s for the same patient ID Re-attending within 3 months - Children	24	531	4.5%	10.9%	11.6%	11.9%
% of FP17s for the same patient ID Re-attending within 3 months - Adults	162	1,530	10.6%	14.5%	15.2%	15.9%
% of FP17s for the same patient ID Re-attending between 3 & 9 months - Children	389	531	73.3%	59.2%	59.1%	58.1%
% of FP17s for the same patient ID Re-attending between 3 & 9 months - Adults	982	1,530	64.2%	48.7%	51.7%	50.6%
% of FP17s for Band 1 Urgent Courses	12	992	1.2%	9.2%	8.0%	9.1%
% of FP17s Relating to Free Repair or Replacements	0	992	0.0%	0.8%	0.8%	0.8%
% of FP17s Relating to Continuations	0	992	0.0%	1.1%	1.0%	1.1%
% of Patients satisfied with the dentistry they have received	6	6	N/A	91.6%	91.5%	91.4%
% of Patients satisfied with the time they had to wait for an appointment	6	6	N/A	86.8%	88.2%	87.7%

\* This is based on patients treated on this contract for their most recent course of treatment. Figures in italics indicate the base number of FP17s or Patient Questionnaire responses are less than 100. N/A is shown where the base number of responses is less than 10 during the period. % is calculated as Quantity/Base number\*100



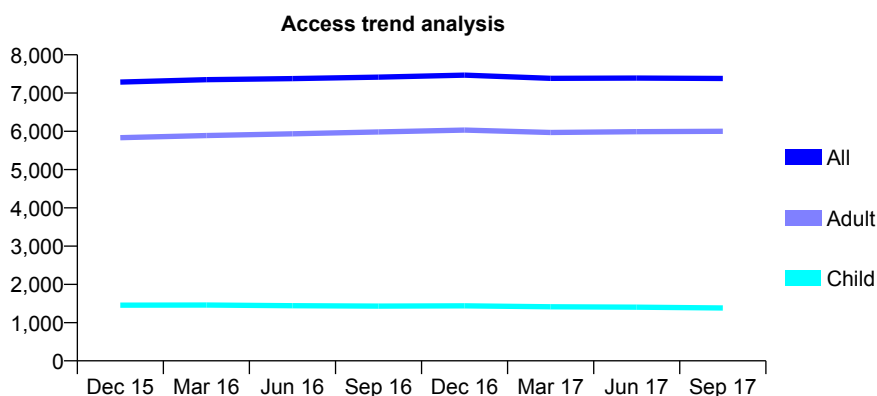
## Q56 - Vital Signs At a Glance Contract Report for 927937/0001 - September 2017

Name or company name	MR NJ SUMSER-LUPSON
Contract type name	GDS Contract
Purpose of contract	General
Contract start date	01/04/2006
Contract end date	

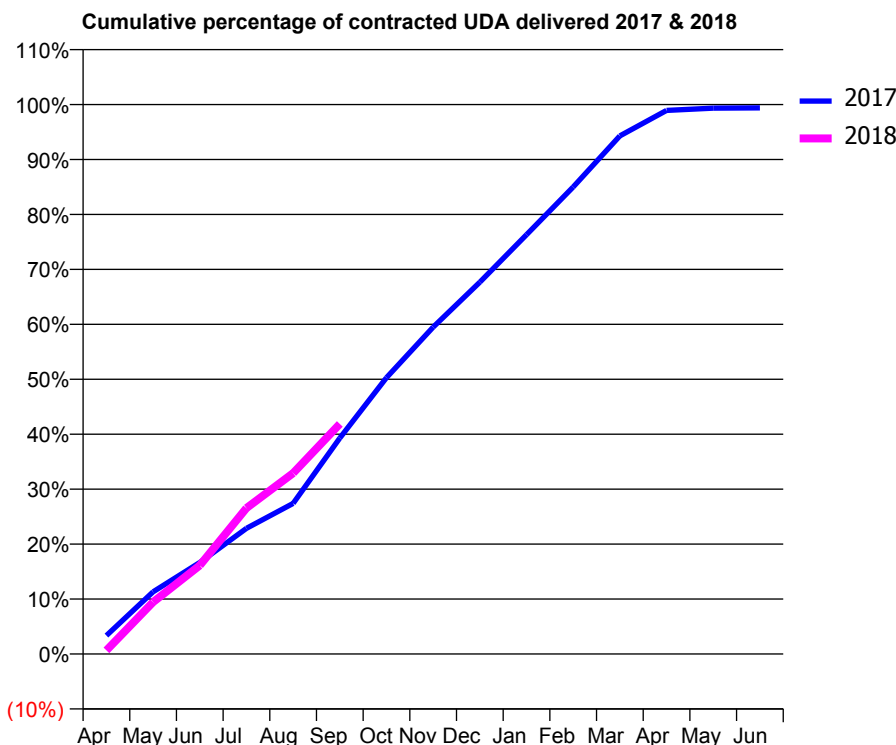
17/18 Contracted general activity (UDA)	15,939
Carry forward general activity (UDA)	100
17/18 Contracted orthodontic activity (UOA)	0
Carry forward orthodontic activity (UOA)	0
Baseline contract value	£361,348.71

### ACCESS\*

Patients seen in 24 months	Total	Change since previous quarter
Quarter ending September 2016	7,415	
Quarter ending December 2016	7,468	→
Quarter ending March 2017	7,386	↓
Quarter ending June 2017	7,392	→
Quarter ending September 2017	7,381	→
<b>Variance since September 2016</b>	<b>(0.5%)</b>	<b>→</b>



### ACTIVITY



Month	Adjusted Scheduled Activity (UDA)	
	2017	2018
April	535	108
May	1,805	1,505
June	2,654	2,572
July	3,645	4,235
August	4,369	5,248
September	6,264	6,676
October	8,018	
November	9,483	
December	10,787	
January	12,161	
February	13,546	
March	15,027	
April	15,768	
May	15,834	
June	15,839	

### QUALITY

	Quantity	Base Number	Contract	AT	Region	England
% of FP17s for the same patient ID Re-attending within 3 months - Children	60	949	6.3%	10.9%	11.6%	11.9%
% of FP17s for the same patient ID Re-attending within 3 months - Adults	491	3,768	13.0%	14.5%	15.2%	15.9%
% of FP17s for the same patient ID Re-attending between 3 & 9 months - Children	575	949	60.6%	59.2%	59.1%	58.1%
% of FP17s for the same patient ID Re-attending between 3 & 9 months - Adults	1,700	3,768	45.1%	48.7%	51.7%	50.6%
% of FP17s for Band 1 Urgent Courses	353	4,219	8.4%	9.2%	8.0%	9.1%
% of FP17s Relating to Free Repair or Replacements	27	4,219	0.6%	0.8%	0.8%	0.8%
% of FP17s Relating to Continuations	50	4,219	1.2%	1.1%	1.0%	1.1%
% of Patients satisfied with the dentistry they have received	14	14	100.0%	91.6%	91.5%	91.4%
% of Patients satisfied with the time they had to wait for an appointment	11	14	78.6%	86.8%	88.2%	87.7%

\* This is based on patients treated on this contract for their most recent course of treatment. Figures in italics indicate the base number of FP17s or Patient Questionnaire responses are less than 100. N/A is shown where the base number of responses is less than 10 during the period. % is calculated as Quantity/Base number\*100

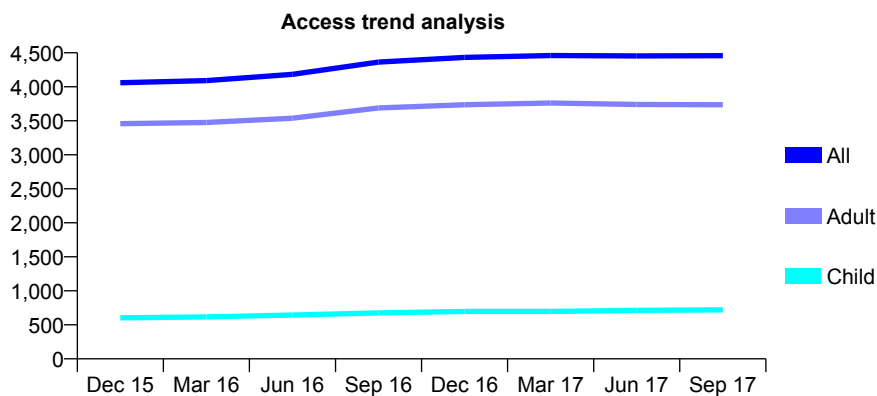
## Q56 - Vital Signs At a Glance Contract Report for 929824/0001 - September 2017

Name or company name	MR B GHALEKHANY
Contract type name	GDS Contract
Purpose of contract	General
Contract start date	01/04/2006
Contract end date	

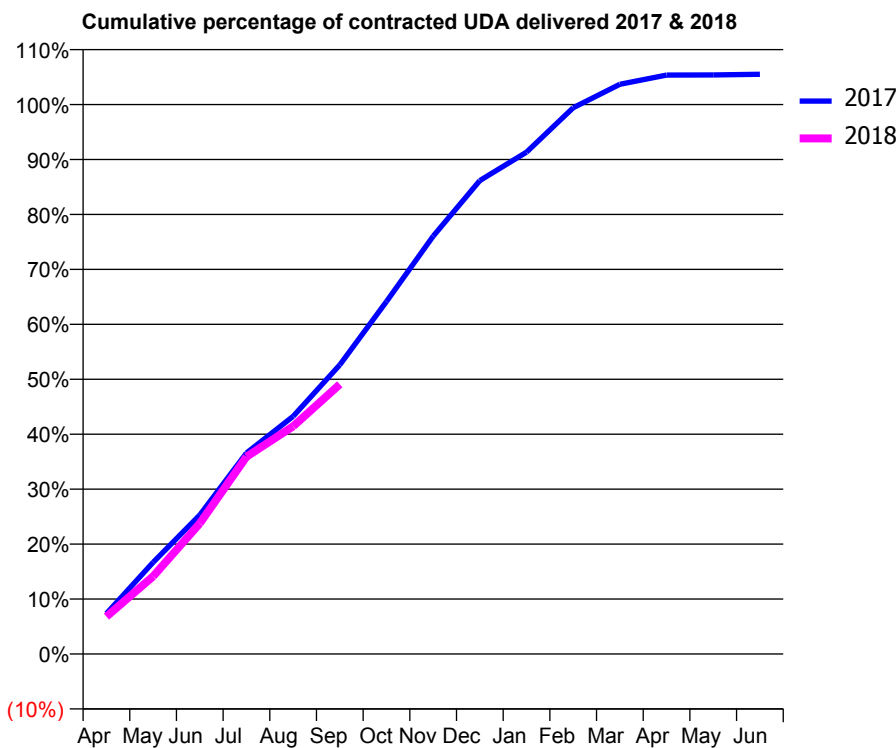
17/18 Contracted general activity (UDA)	10,295
Carry forward general activity (UDA)	-206
17/18 Contracted orthodontic activity (UOA)	0
Carry forward orthodontic activity (UOA)	0
Baseline contract value	£252,789.85

### ACCESS\*

Patients seen in 24 months	Total	Change since previous quarter
Quarter ending September 2016	4,364	
Quarter ending December 2016	4,433	→
Quarter ending March 2017	4,460	→
Quarter ending June 2017	4,453	→
Quarter ending September 2017	4,458	→
<b>Variance since September 2016</b>	<b>2.2%</b>	<b>↑</b>



### ACTIVITY



Month	Adjusted Scheduled Activity (UDA)	
	2017	2018
April	758	700
May	1,716	1,455
June	2,605	2,446
July	3,767	3,696
August	4,453	4,267
September	5,418	5,052
October	6,603	
November	7,828	
December	8,869	
January	9,402	
February	10,235	
March	10,673	
April	10,846	
May	10,849	
June	10,861	

### QUALITY

	Quantity	Base Number	Contract	AT	Region	England
% of FP17s for the same patient ID Re-attending within 3 months - Children	39	555	7.0%	10.9%	11.6%	11.9%
% of FP17s for the same patient ID Re-attending within 3 months - Adults	317	2,487	12.7%	14.5%	15.2%	15.9%
% of FP17s for the same patient ID Re-attending between 3 & 9 months - Children	291	555	52.4%	59.2%	59.1%	58.1%
% of FP17s for the same patient ID Re-attending between 3 & 9 months - Adults	1,435	2,487	57.7%	48.7%	51.7%	50.6%
% of FP17s for Band 1 Urgent Courses	137	2,955	4.6%	9.2%	8.0%	9.1%
% of FP17s Relating to Free Repair or Replacements	11	2,955	0.4%	0.8%	0.8%	0.8%
% of FP17s Relating to Continuations	25	2,955	0.8%	1.1%	1.0%	1.1%
% of Patients satisfied with the dentistry they have received	4	4	N/A	91.6%	91.5%	91.4%
% of Patients satisfied with the time they had to wait for an appointment	3	4	N/A	86.8%	88.2%	87.7%

\* This is based on patients treated on this contract for their most recent course of treatment. Figures in italics indicate the base number of FP17s or Patient Questionnaire responses are less than 100. N/A is shown where the base number of responses is less than 10 during the period. % is calculated as Quantity/Base number\*100

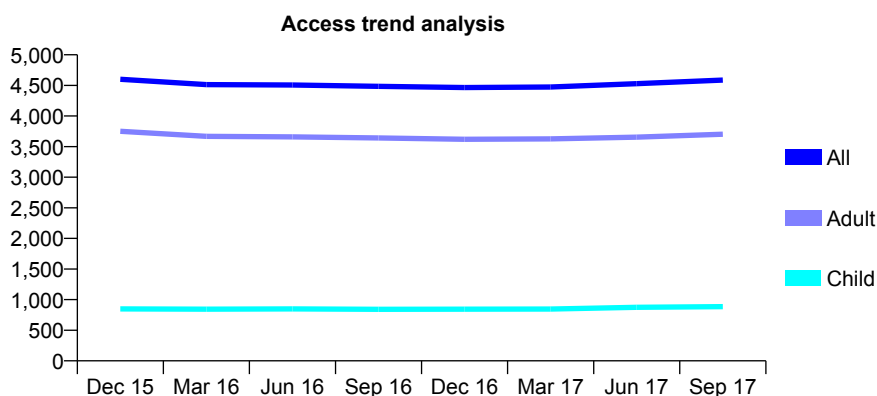
## Q56 - Vital Signs At a Glance Contract Report for 931411/0003 - September 2017

Name or company name	MR M PATEL
Contract type name	GDS Contract
Purpose of contract	General
Contract start date	01/07/2012
Contract end date	

17/18 Contracted general activity (UDA)	15,000
Carry forward general activity (UDA)	-34
17/18 Contracted orthodontic activity (UOA)	0
Carry forward orthodontic activity (UOA)	0
Baseline contract value	£381,569.61

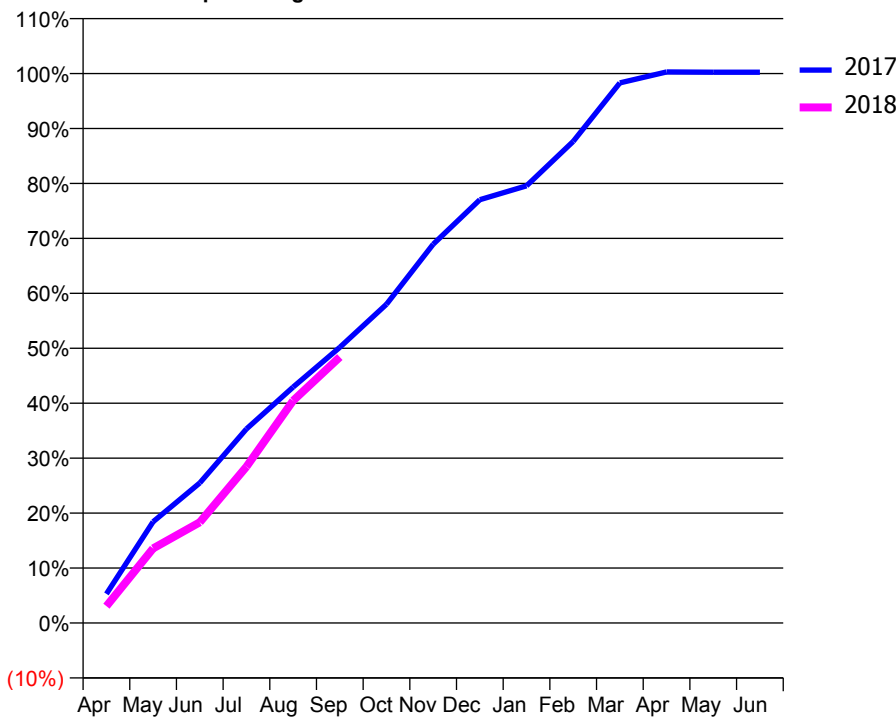
### ACCESS\*

Patients seen in 24 months	Total	Change since previous quarter
Quarter ending September 2016	4,485	
Quarter ending December 2016	4,465	→
Quarter ending March 2017	4,474	→
Quarter ending June 2017	4,529	→
Quarter ending September 2017	4,587	→
<b>Variance since September 2016</b>	<b>2.3%</b>	<b>↑</b>



### ACTIVITY

**Cumulative percentage of contracted UDA delivered 2017 & 2018**



**Adjusted Scheduled Activity (UDA)**

Month	2017	2018
April	796	462
May	2,763	2,038
June	3,822	2,752
July	5,298	4,268
August	6,439	6,068
September	7,526	7,261
October	8,700	
November	10,338	
December	11,555	
January	11,932	
February	13,148	
March	14,743	
April	15,043	
May	15,034	
June	15,034	

### QUALITY

	Quantity	Base Number	Contract	AT	Region	England
% of FP17s for the same patient ID Re-attending within 3 months - Children	48	764	6.3%	10.9%	11.6%	11.9%
% of FP17s for the same patient ID Re-attending within 3 months - Adults	415	2,923	14.2%	14.5%	15.2%	15.9%
% of FP17s for the same patient ID Re-attending between 3 & 9 months - Children	526	764	68.8%	59.2%	59.1%	58.1%
% of FP17s for the same patient ID Re-attending between 3 & 9 months - Adults	1,629	2,923	55.7%	48.7%	51.7%	50.6%
% of FP17s for Band 1 Urgent Courses	317	3,480	9.1%	9.2%	8.0%	9.1%
% of FP17s Relating to Free Repair or Replacements	20	3,480	0.6%	0.8%	0.8%	0.8%
% of FP17s Relating to Continuations	36	3,480	1.0%	1.1%	1.0%	1.1%
% of Patients satisfied with the dentistry they have received	14	14	100.0%	91.6%	91.5%	91.4%
% of Patients satisfied with the time they had to wait for an appointment	14	14	100.0%	86.8%	88.2%	87.7%

\* This is based on patients treated on this contract for their most recent course of treatment. Figures in italics indicate the base number of FP17s or Patient Questionnaire responses are less than 100. N/A is shown where the base number of responses is less than 10 during the period. % is calculated as Quantity/Base number\*100

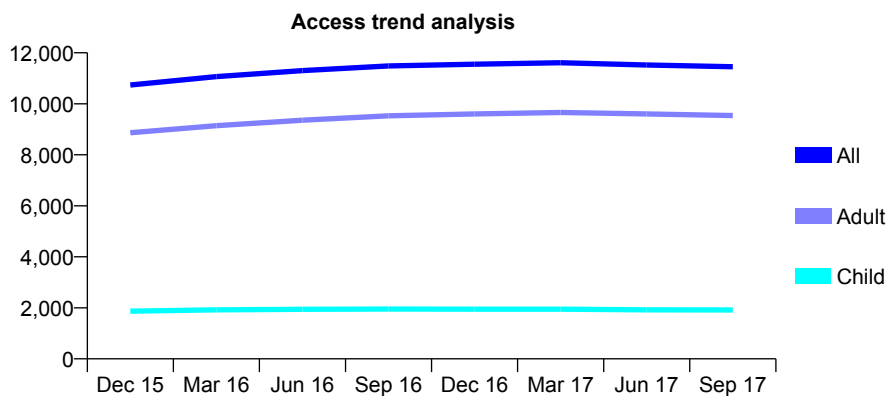
## Q56 - Vital Signs At a Glance Contract Report for 931764/0001 - September 2017

Name or company name	MR MF BERGENDAL
Contract type name	GDS Contract
Purpose of contract	General
Contract start date	01/12/2014
Contract end date	

17/18 Contracted general activity (UDA)	28,637
Carry forward general activity (UDA)	91
17/18 Contracted orthodontic activity (UOA)	0
Carry forward orthodontic activity (UOA)	0
Baseline contract value	£624,846.47

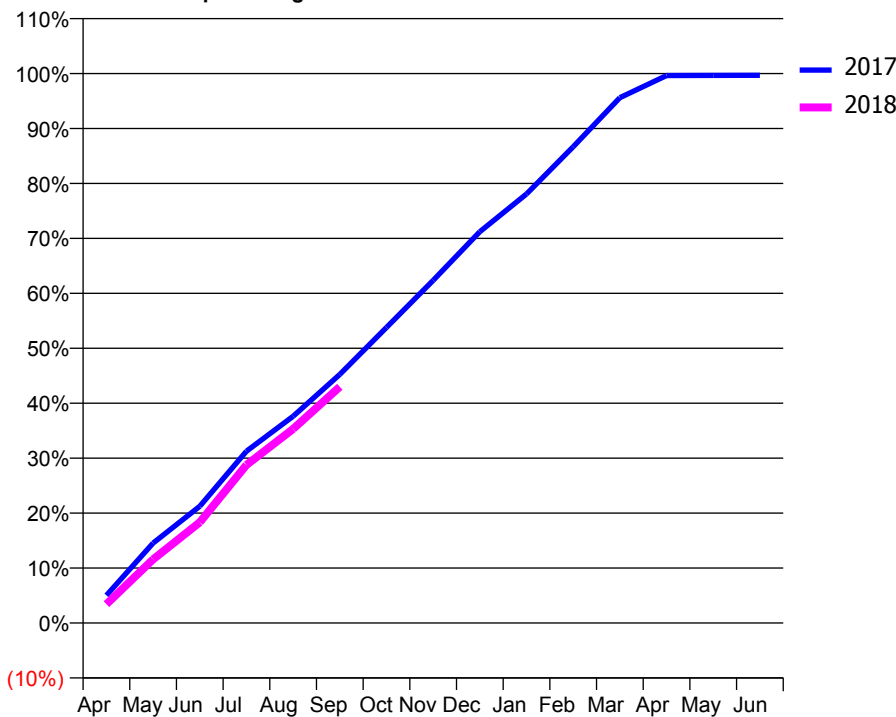
### ACCESS\*

Patients seen in 24 months	Total	Change since previous quarter
Quarter ending September 2016	11,486	
Quarter ending December 2016	11,552	→
Quarter ending March 2017	11,608	→
Quarter ending June 2017	11,524	→
Quarter ending September 2017	11,452	→
<b>Variance since September 2016</b>	<b>(0.3%)</b>	→



### ACTIVITY

Cumulative percentage of contracted UDA delivered 2017 & 2018



Month	Adjusted Scheduled Activity (UDA)	
	2017	2018
April	1,441	982
May	4,168	3,318
June	6,082	5,250
July	8,957	8,241
August	10,775	10,115
September	12,959	12,309
October	15,406	
November	17,855	
December	20,391	
January	22,359	
February	24,818	
March	27,378	
April	28,533	
May	28,541	
June	28,546	

### QUALITY

	Quantity	Base Number	Contract	AT	Region	England
% of FP17s for the same patient ID Re-attending within 3 months - Children	48	1,363	3.5%	10.9%	11.6%	11.9%
% of FP17s for the same patient ID Re-attending within 3 months - Adults	839	6,882	12.2%	14.5%	15.2%	15.9%
% of FP17s for the same patient ID Re-attending between 3 & 9 months - Children	837	1,363	61.4%	59.2%	59.1%	58.1%
% of FP17s for the same patient ID Re-attending between 3 & 9 months - Adults	3,731	6,882	54.2%	48.7%	51.7%	50.6%
% of FP17s for Band 1 Urgent Courses	474	7,680	6.2%	9.2%	8.0%	9.1%
% of FP17s Relating to Free Repair or Replacements	56	7,680	0.7%	0.8%	0.8%	0.8%
% of FP17s Relating to Continuations	110	7,680	1.4%	1.1%	1.0%	1.1%
% of Patients satisfied with the dentistry they have received	17	18	94.4%	91.6%	91.5%	91.4%
% of Patients satisfied with the time they had to wait for an appointment	17	18	94.4%	86.8%	88.2%	87.7%

\* This is based on patients treated on this contract for their most recent course of treatment. Figures in italics indicate the base number of FP17s or Patient Questionnaire responses are less than 100. N/A is shown where the base number of responses is less than 10 during the period. % is calculated as Quantity/Base number\*100

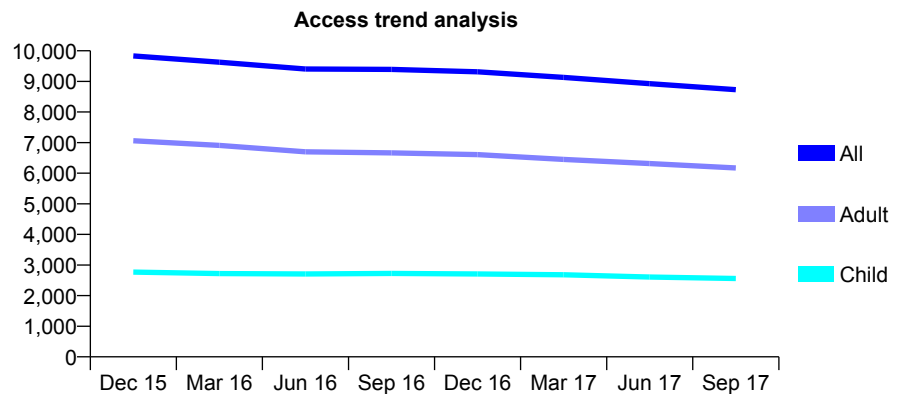
## Q56 - Vital Signs At a Glance Contract Report for 933902/0001 - September 2017

Name or company name	MR KG MAKWANA
Contract type name	PDS Contract
Purpose of contract	General
Contract start date	01/04/2006
Contract end date	31/03/2018

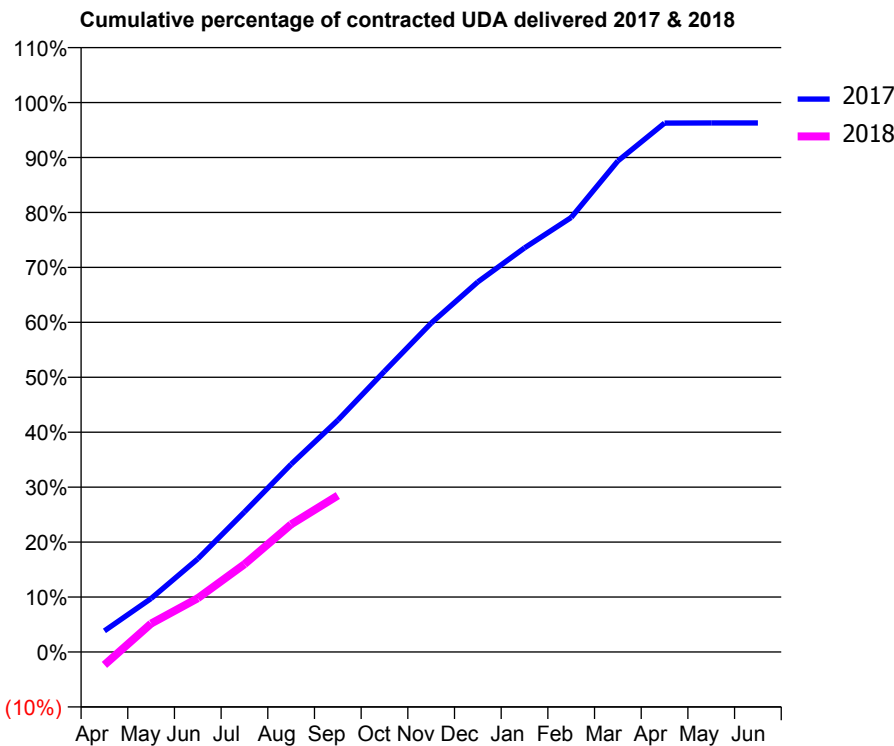
17/18 Contracted general activity (UDA)	25,000
Carry forward general activity (UDA)	928
17/18 Contracted orthodontic activity (UOA)	0
Carry forward orthodontic activity (UOA)	0
Baseline contract value	£684,456.29

### ACCESS\*

Patients seen in 24 months	Total	Change since previous quarter
Quarter ending September 2016	9,391	
Quarter ending December 2016	9,314	→
Quarter ending March 2017	9,130	↓
Quarter ending June 2017	8,926	↓
Quarter ending September 2017	8,732	↓
<b>Variance since September 2016</b>	<b>(7.0%)</b>	↓



### ACTIVITY



Month	Adjusted Scheduled Activity (UDA)	
	2017	2018
April	964	-592
May	2,434	1,294
June	4,239	2,447
July	6,374	3,992
August	8,545	5,811
September	10,546	7,121
October	12,773	
November	14,967	
December	16,841	
January	18,388	
February	19,769	
March	22,342	
April	24,066	
May	24,072	
June	24,072	

### QUALITY

	Quantity	Base Number	Contract	AT	Region	England
% of FP17s for the same patient ID Re-attending within 3 months - Children	118	1,653	7.1%	10.9%	11.6%	11.9%
% of FP17s for the same patient ID Re-attending within 3 months - Adults	515	3,833	13.4%	14.5%	15.2%	15.9%
% of FP17s for the same patient ID Re-attending between 3 & 9 months - Children	1,084	1,653	65.6%	59.2%	59.1%	58.1%
% of FP17s for the same patient ID Re-attending between 3 & 9 months - Adults	2,522	3,833	65.8%	48.7%	51.7%	50.6%
% of FP17s for Band 1 Urgent Courses	477	4,754	10.0%	9.2%	8.0%	9.1%
% of FP17s Relating to Free Repair or Replacements	47	4,754	1.0%	0.8%	0.8%	0.8%
% of FP17s Relating to Continuations	40	4,754	0.8%	1.1%	1.0%	1.1%
% of Patients satisfied with the dentistry they have received	10	11	90.9%	91.6%	91.5%	91.4%
% of Patients satisfied with the time they had to wait for an appointment	9	11	81.8%	86.8%	88.2%	87.7%

\* This is based on patients treated on this contract for their most recent course of treatment. Figures in italics indicate the base number of FP17s or Patient Questionnaire responses are less than 100. N/A is shown where the base number of responses is less than 10 during the period. % is calculated as Quantity/Base number\*100

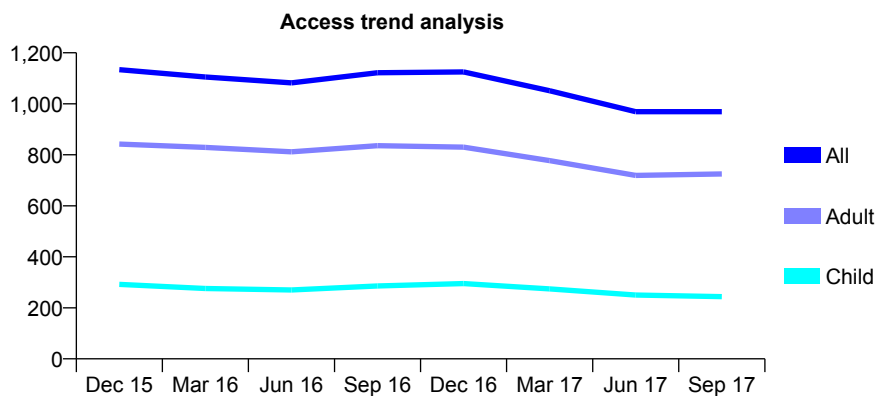
## Q56 - Vital Signs At a Glance Contract Report for 934844/0001 - September 2017

Name or company name	MR S GHASEMZADEH KERMANSHAHI
Contract type name	GDS Contract
Purpose of contract	General
Contract start date	01/04/2006
Contract end date	

17/18 Contracted general activity (UDA)	2,891
Carry forward general activity (UDA)	0
17/18 Contracted orthodontic activity (UOA)	0
Carry forward orthodontic activity (UOA)	0
Baseline contract value	£72,814.00

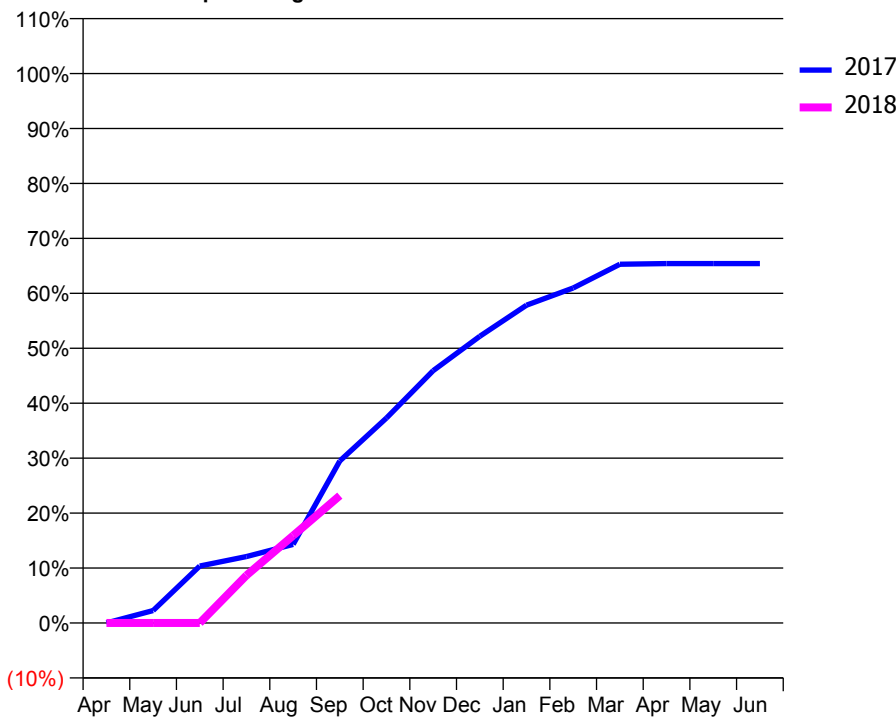
### ACCESS\*

Patients seen in 24 months	Total	Change since previous quarter
Quarter ending September 2016	1,122	
Quarter ending December 2016	1,125	→
Quarter ending March 2017	1,051	↓
Quarter ending June 2017	969	↓
Quarter ending September 2017	969	→
<b>Variance since September 2016</b>	<b>(13.6%)</b>	<b>↓</b>



### ACTIVITY

Cumulative percentage of contracted UDA delivered 2017 & 2018



Month	Adjusted Scheduled Activity (UDA)	
	2017	2018
April	0	0
May	66	0
June	300	0
July	350	251
August	414	460
September	852	670
October	1,079	
November	1,328	
December	1,509	
January	1,672	
February	1,762	
March	1,887	
April	1,891	
May	1,891	
June	1,891	

### QUALITY

	Quantity	Base Number	Contract	AT	Region	England
% of FP17s for the same patient ID Re-attending within 3 months - Children	0	74	0.0%	10.9%	11.6%	11.9%
% of FP17s for the same patient ID Re-attending within 3 months - Adults	13	300	4.3%	14.5%	15.2%	15.9%
% of FP17s for the same patient ID Re-attending between 3 & 9 months - Children	19	74	25.7%	59.2%	59.1%	58.1%
% of FP17s for the same patient ID Re-attending between 3 & 9 months - Adults	114	300	38.0%	48.7%	51.7%	50.6%
% of FP17s for Band 1 Urgent Courses	47	371	12.7%	9.2%	8.0%	9.1%
% of FP17s Relating to Free Repair or Replacements	1	371	0.3%	0.8%	0.8%	0.8%
% of FP17s Relating to Continuations	0	371	0.0%	1.1%	1.0%	1.1%
% of Patients satisfied with the dentistry they have received	0	0	N/A	91.6%	91.5%	91.4%
% of Patients satisfied with the time they had to wait for an appointment	0	0	N/A	86.8%	88.2%	87.7%

\* This is based on patients treated on this contract for their most recent course of treatment. Figures in italics indicate the base number of FP17s or Patient Questionnaire responses are less than 100. N/A is shown where the base number of responses is less than 10 during the period. % is calculated as Quantity/Base number\*100

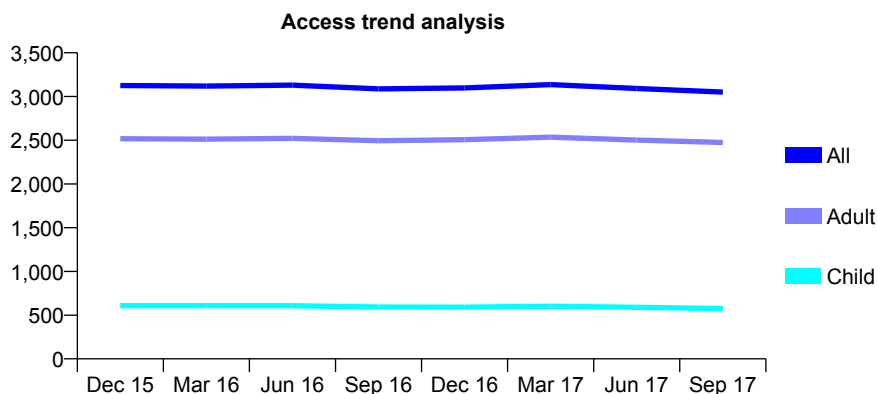
## Q56 - Vital Signs At a Glance Contract Report for 936618/0001 - September 2017

Name or company name	MR MR GOODARZI
Contract type name	GDS Contract
Purpose of contract	General
Contract start date	01/04/2006
Contract end date	

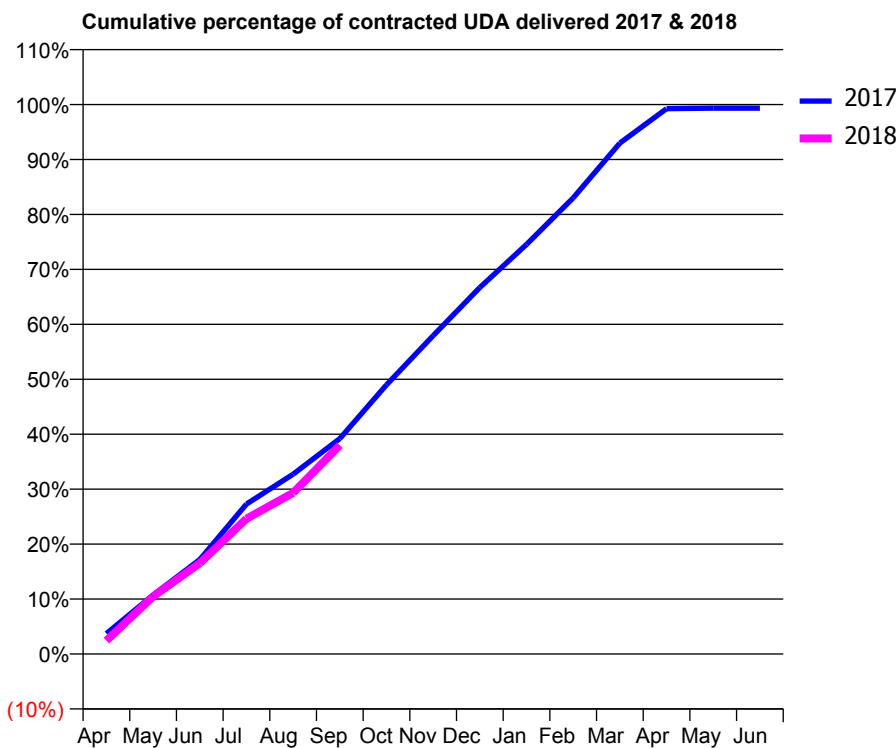
17/18 Contracted general activity (UDA)	10,000
Carry forward general activity (UDA)	66
17/18 Contracted orthodontic activity (UOA)	0
Carry forward orthodontic activity (UOA)	0
Baseline contract value	£258,863.58

### ACCESS\*

Patients seen in 24 months	Total	Change since previous quarter
Quarter ending September 2016	3,087	
Quarter ending December 2016	3,098	→
Quarter ending March 2017	3,136	→
Quarter ending June 2017	3,092	↓
Quarter ending September 2017	3,051	↓
<b>Variance since September 2016</b>	<b>(1.2%)</b>	<b>↓</b>



### ACTIVITY



Month	Adjusted Scheduled Activity (UDA)	
	2017	2018
April	373	244
May	1,074	1,046
June	1,720	1,651
July	2,730	2,462
August	3,272	2,933
September	3,920	3,800
October	4,897	
November	5,794	
December	6,670	
January	7,453	
February	8,300	
March	9,297	
April	9,925	
May	9,934	
June	9,934	

### QUALITY

	Quantity	Base Number	Contract	AT	Region	England
% of FP17s for the same patient ID Re-attending within 3 months - Children	16	431	3.7%	10.9%	11.6%	11.9%
% of FP17s for the same patient ID Re-attending within 3 months - Adults	271	1,619	16.7%	14.5%	15.2%	15.9%
% of FP17s for the same patient ID Re-attending between 3 & 9 months - Children	260	431	60.3%	59.2%	59.1%	58.1%
% of FP17s for the same patient ID Re-attending between 3 & 9 months - Adults	757	1,619	46.8%	48.7%	51.7%	50.6%
% of FP17s for Band 1 Urgent Courses	180	1,876	9.6%	9.2%	8.0%	9.1%
% of FP17s Relating to Free Repair or Replacements	12	1,876	0.6%	0.8%	0.8%	0.8%
% of FP17s Relating to Continuations	26	1,876	1.4%	1.1%	1.0%	1.1%
% of Patients satisfied with the dentistry they have received	7	9	N/A	91.6%	91.5%	91.4%
% of Patients satisfied with the time they had to wait for an appointment	8	9	N/A	86.8%	88.2%	87.7%

\* This is based on patients treated on this contract for their most recent course of treatment. Figures in italics indicate the base number of FP17s or Patient Questionnaire responses are less than 100. N/A is shown where the base number of responses is less than 10 during the period. % is calculated as Quantity/Base number\*100

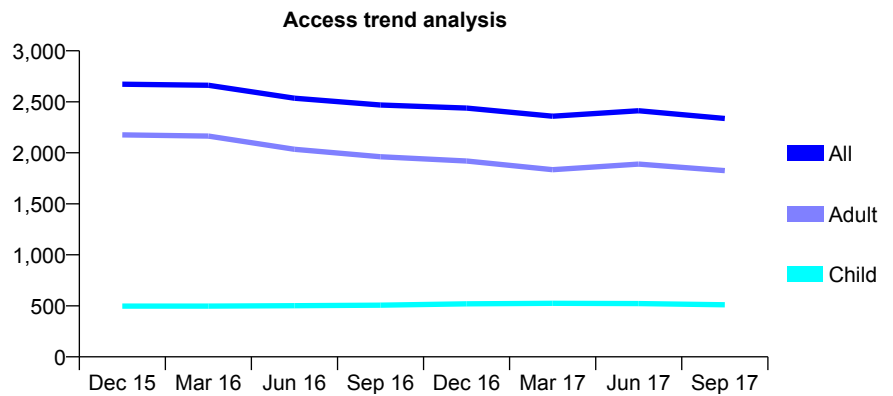
## Q56 - Vital Signs At a Glance Contract Report for 943509/0001 - September 2017

Name or company name	MR A ABDOLLAHI
Contract type name	GDS Contract
Purpose of contract	General
Contract start date	01/04/2006
Contract end date	

17/18 Contracted general activity (UDA)	11,000
Carry forward general activity (UDA)	0
17/18 Contracted orthodontic activity (UOA)	0
Carry forward orthodontic activity (UOA)	0
Baseline contract value	£293,323.65

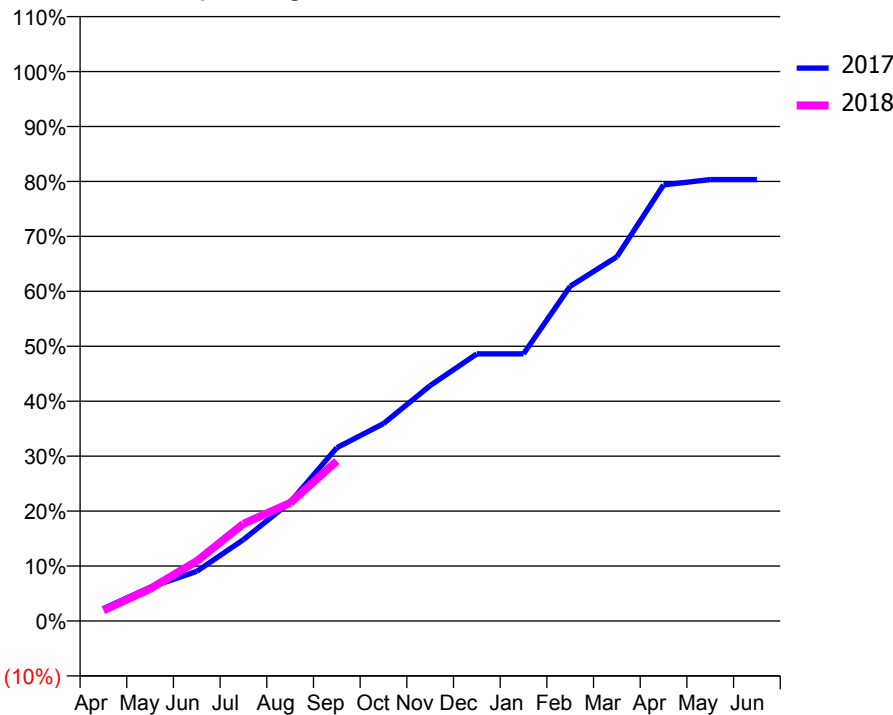
### ACCESS\*

Patients seen in 24 months	Total	Change since previous quarter
Quarter ending September 2016	2,469	
Quarter ending December 2016	2,439	↓
Quarter ending March 2017	2,359	↓
Quarter ending June 2017	2,412	↑
Quarter ending September 2017	2,336	↓
<b>Variance since September 2016</b>	<b>(5.4%)</b>	<b>↓</b>



### ACTIVITY

Cumulative percentage of contracted UDA delivered 2017 & 2018



Month	Adjusted Scheduled Activity (UDA)	
	2017	2018
April	249	214
May	673	643
June	993	1,199
July	1,629	1,949
August	2,381	2,365
September	3,470	3,202
October	3,953	
November	4,713	
December	5,349	
January	5,349	
February	6,700	
March	7,291	
April	8,730	
May	8,838	
June	8,838	

### QUALITY

	Quantity	Base Number	Contract	AT	Region	England
% of FP17s for the same patient ID Re-attending within 3 months - Children	13	363	3.6%	10.9%	11.6%	11.9%
% of FP17s for the same patient ID Re-attending within 3 months - Adults	112	1,262	8.9%	14.5%	15.2%	15.9%
% of FP17s for the same patient ID Re-attending between 3 & 9 months - Children	244	363	67.2%	59.2%	59.1%	58.1%
% of FP17s for the same patient ID Re-attending between 3 & 9 months - Adults	762	1,262	60.4%	48.7%	51.7%	50.6%
% of FP17s for Band 1 Urgent Courses	110	1,162	9.5%	9.2%	8.0%	9.1%
% of FP17s Relating to Free Repair or Replacements	0	1,162	0.0%	0.8%	0.8%	0.8%
% of FP17s Relating to Continuations	0	1,162	0.0%	1.1%	1.0%	1.1%
% of Patients satisfied with the dentistry they have received	5	5	N/A	91.6%	91.5%	91.4%
% of Patients satisfied with the time they had to wait for an appointment	5	5	N/A	86.8%	88.2%	87.7%

\* This is based on patients treated on this contract for their most recent course of treatment. Figures in italics indicate the base number of FP17s or Patient Questionnaire responses are less than 100. N/A is shown where the base number of responses is less than 10 during the period. % is calculated as Quantity/Base number\*100



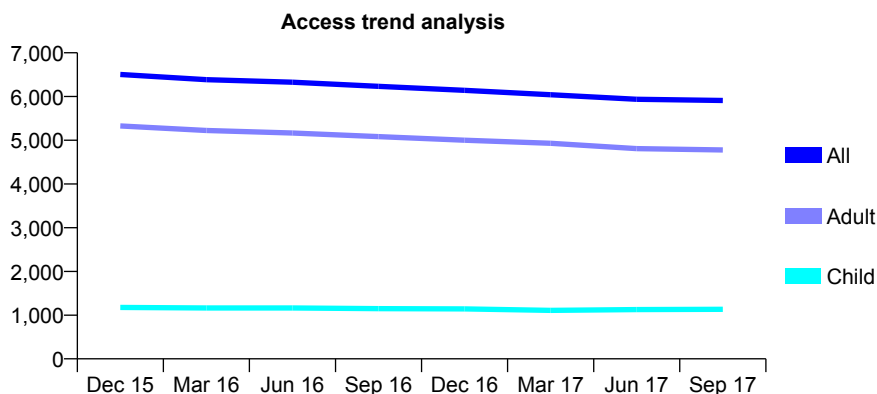
## Q56 - Vital Signs At a Glance Contract Report for 949558/0001 - September 2017

Name or company name	MR DF EVANS
Contract type name	GDS Contract
Purpose of contract	General
Contract start date	02/11/2007
Contract end date	

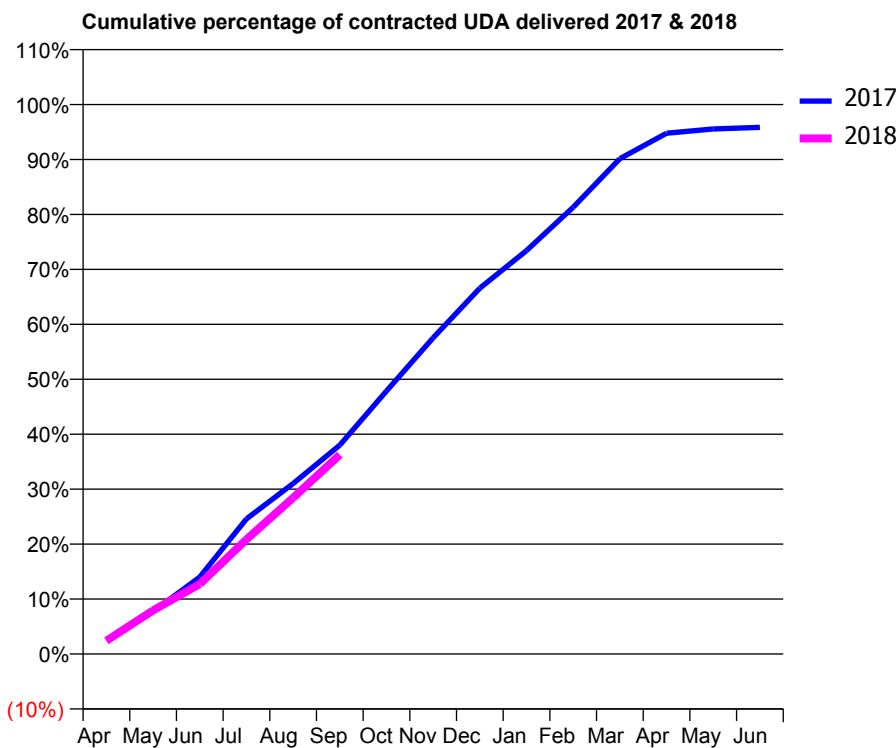
17/18 Contracted general activity (UDA)	19,076
Carry forward general activity (UDA)	0
17/18 Contracted orthodontic activity (UOA)	0
Carry forward orthodontic activity (UOA)	0
Baseline contract value	£455,391.46

### ACCESS\*

Patients seen in 24 months	Total	Change since previous quarter
Quarter ending September 2016	6,233	
Quarter ending December 2016	6,142	↓
Quarter ending March 2017	6,040	↓
Quarter ending June 2017	5,936	↓
Quarter ending September 2017	5,911	→
<b>Variance since September 2016</b>	<b>(5.2%)</b>	<b>↓</b>



### ACTIVITY



Month	Adjusted Scheduled Activity (UDA)	
	2017	2018
April	486	463
May	1,475	1,515
June	2,675	2,427
July	4,693	3,980
August	5,918	5,422
September	7,254	6,917
October	9,132	
November	10,979	
December	12,701	
January	14,007	
February	15,512	
March	17,195	
April	18,079	
May	18,226	
June	18,284	

### QUALITY

	Quantity	Base Number	Contract	AT	Region	England
% of FP17s for the same patient ID Re-attending within 3 months - Children	62	801	7.7%	10.9%	11.6%	11.9%
% of FP17s for the same patient ID Re-attending within 3 months - Adults	644	3,337	19.3%	14.5%	15.2%	15.9%
% of FP17s for the same patient ID Re-attending between 3 & 9 months - Children	376	801	46.9%	59.2%	59.1%	58.1%
% of FP17s for the same patient ID Re-attending between 3 & 9 months - Adults	1,286	3,337	38.5%	48.7%	51.7%	50.6%
% of FP17s for Band 1 Urgent Courses	352	3,325	10.6%	9.2%	8.0%	9.1%
% of FP17s Relating to Free Repair or Replacements	45	3,325	1.4%	0.8%	0.8%	0.8%
% of FP17s Relating to Continuations	93	3,325	2.8%	1.1%	1.0%	1.1%
% of Patients satisfied with the dentistry they have received	13	14	92.9%	91.6%	91.5%	91.4%
% of Patients satisfied with the time they had to wait for an appointment	12	14	85.7%	86.8%	88.2%	87.7%

\* This is based on patients treated on this contract for their most recent course of treatment. Figures in italics indicate the base number of FP17s or Patient Questionnaire responses are less than 100. N/A is shown where the base number of responses is less than 10 during the period. % is calculated as Quantity/Base number\*100

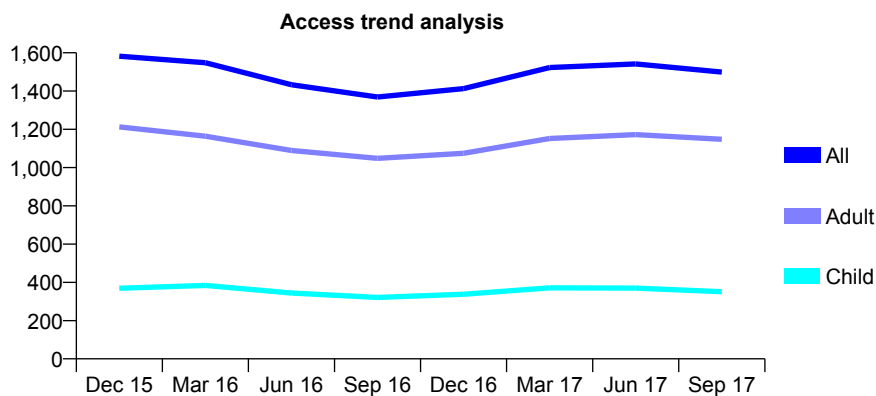
## Q56 - Vital Signs At a Glance Contract Report for 949558/0002 - September 2017

Name or company name	MR DF EVANS
Contract type name	GDS Contract
Purpose of contract	General
Contract start date	01/02/2012
Contract end date	

17/18 Contracted general activity (UDA)	4,241
Carry forward general activity (UDA)	40
17/18 Contracted orthodontic activity (UOA)	0
Carry forward orthodontic activity (UOA)	0
Baseline contract value	£87,571.41

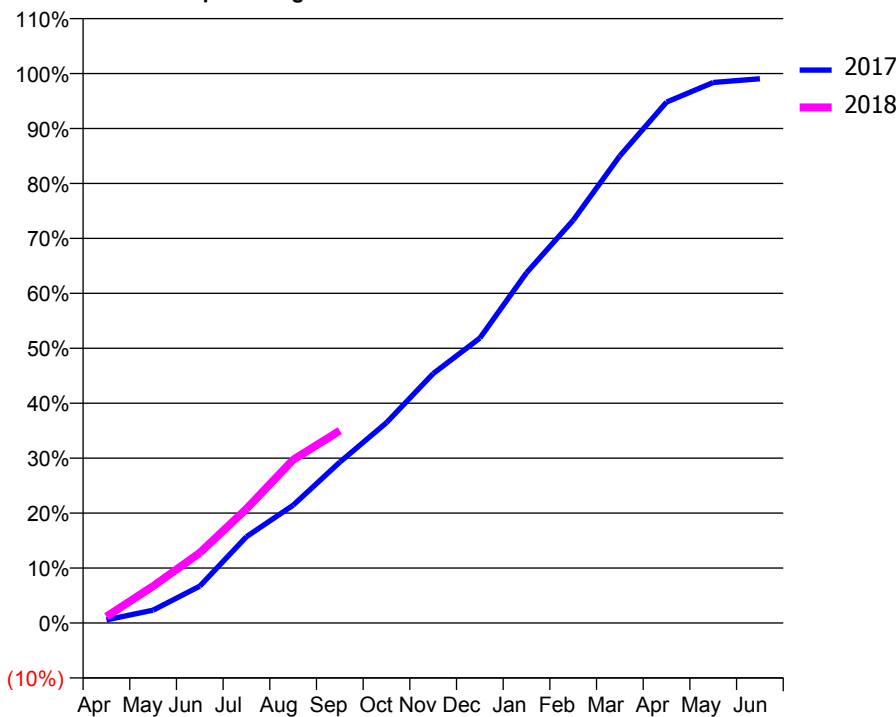
### ACCESS\*

Patients seen in 24 months	Total	Change since previous quarter
Quarter ending September 2016	1,369	
Quarter ending December 2016	1,413	↑
Quarter ending March 2017	1,523	↑
Quarter ending June 2017	1,542	→
Quarter ending September 2017	1,499	↓
<b>Variance since September 2016</b>	<b>9.5%</b>	<b>↑</b>



### ACTIVITY

Cumulative percentage of contracted UDA delivered 2017 & 2018



Month	Adjusted Scheduled Activity (UDA)	
	2017	2018
April	25	50
May	100	284
June	284	542
July	666	881
August	910	1,260
September	1,241	1,485
October	1,546	
November	1,925	
December	2,198	
January	2,703	
February	3,109	
March	3,606	
April	4,021	
May	4,172	
June	4,201	

### QUALITY

	Quantity	Base Number	Contract	AT	Region	England
% of FP17s for the same patient ID Re-attending within 3 months - Children	8	255	3.1%	10.9%	11.6%	11.9%
% of FP17s for the same patient ID Re-attending within 3 months - Adults	103	791	13.0%	14.5%	15.2%	15.9%
% of FP17s for the same patient ID Re-attending between 3 & 9 months - Children	110	255	43.1%	59.2%	59.1%	58.1%
% of FP17s for the same patient ID Re-attending between 3 & 9 months - Adults	271	791	34.3%	48.7%	51.7%	50.6%
% of FP17s for Band 1 Urgent Courses	88	798	11.0%	9.2%	8.0%	9.1%
% of FP17s Relating to Free Repair or Replacements	19	798	2.4%	0.8%	0.8%	0.8%
% of FP17s Relating to Continuations	6	798	0.8%	1.1%	1.0%	1.1%
% of Patients satisfied with the dentistry they have received	0	0	N/A	91.6%	91.5%	91.4%
% of Patients satisfied with the time they had to wait for an appointment	0	0	N/A	86.8%	88.2%	87.7%

\* This is based on patients treated on this contract for their most recent course of treatment. Figures in italics indicate the base number of FP17s or Patient Questionnaire responses are less than 100. N/A is shown where the base number of responses is less than 10 during the period. % is calculated as Quantity/Base number\*100

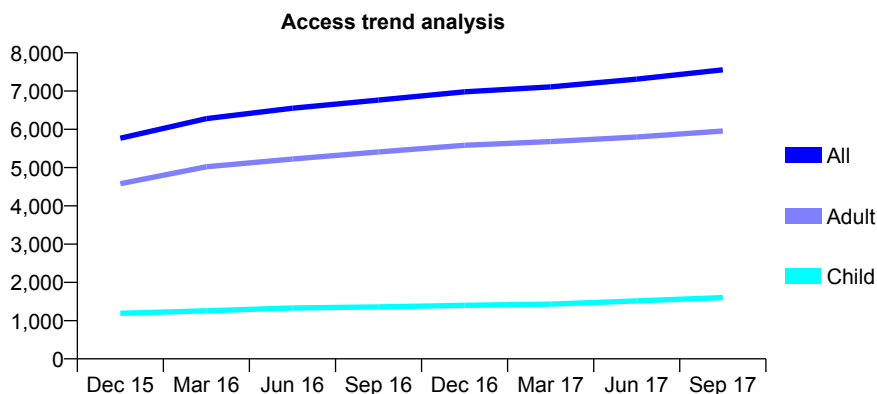
## Q56 - Vital Signs At a Glance Contract Report for 962988/0001 - September 2017

Name or company name	MR HS PABARI
Contract type name	GDS Contract
Purpose of contract	General
Contract start date	01/01/2015
Contract end date	

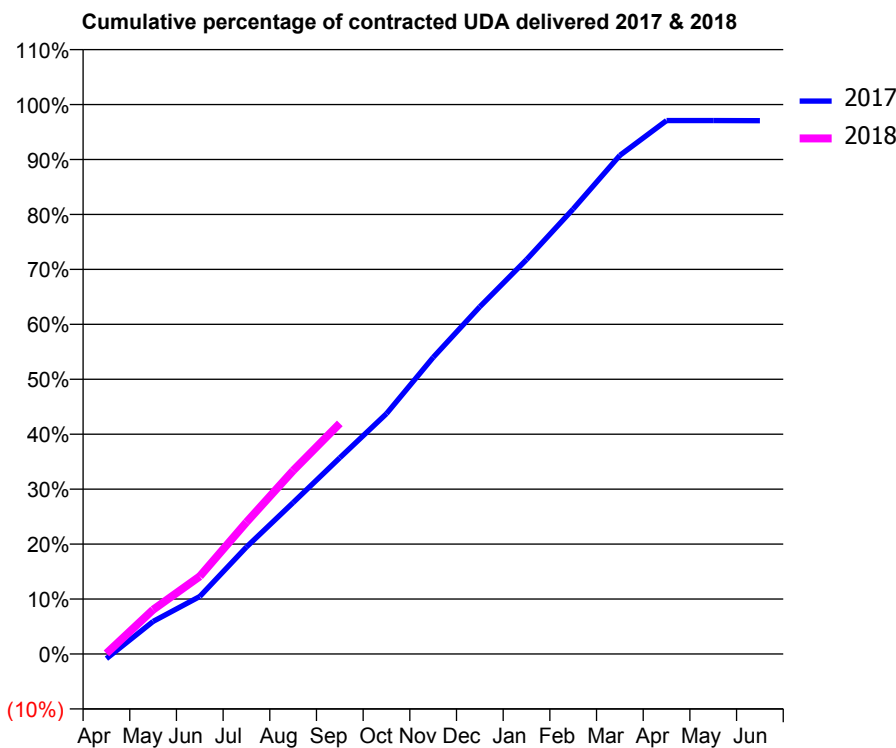
17/18 Contracted general activity (UDA)	21,687
Carry forward general activity (UDA)	636
17/18 Contracted orthodontic activity (UOA)	0
Carry forward orthodontic activity (UOA)	0
Baseline contract value	£509,894.81

### ACCESS\*

Patients seen in 24 months	Total	Change since previous quarter
Quarter ending September 2016	6,764	
Quarter ending December 2016	6,981	↑
Quarter ending March 2017	7,110	→
Quarter ending June 2017	7,313	↑
Quarter ending September 2017	7,556	↑
<b>Variance since September 2016</b>	<b>11.7%</b>	<b>↑</b>



### ACTIVITY



Month	Adjusted Scheduled Activity (UDA)	
	2017	2018
April	-188	24
May	1,287	1,752
June	2,269	3,064
July	4,222	5,202
August	5,977	7,240
September	7,745	9,104
October	9,486	
November	11,709	
December	13,705	
January	15,565	
February	17,564	
March	19,681	
April	21,052	
May	21,052	
June	21,051	

### QUALITY

	Quantity	Base Number	Contract	AT	Region	England
% of FP17s for the same patient ID Re-attending within 3 months - Children	88	1,247	7.1%	10.9%	11.6%	11.9%
% of FP17s for the same patient ID Re-attending within 3 months - Adults	404	3,833	10.5%	14.5%	15.2%	15.9%
% of FP17s for the same patient ID Re-attending between 3 & 9 months - Children	644	1,247	51.6%	59.2%	59.1%	58.1%
% of FP17s for the same patient ID Re-attending between 3 & 9 months - Adults	1,783	3,833	46.5%	48.7%	51.7%	50.6%
% of FP17s for Band 1 Urgent Courses	323	4,603	7.0%	9.2%	8.0%	9.1%
% of FP17s Relating to Free Repair or Replacements	33	4,603	0.7%	0.8%	0.8%	0.8%
% of FP17s Relating to Continuations	13	4,603	0.3%	1.1%	1.0%	1.1%
% of Patients satisfied with the dentistry they have received	7	8	N/A	91.6%	91.5%	91.4%
% of Patients satisfied with the time they had to wait for an appointment	8	8	N/A	86.8%	88.2%	87.7%

\* This is based on patients treated on this contract for their most recent course of treatment. Figures in italics indicate the base number of FP17s or Patient Questionnaire responses are less than 100. N/A is shown where the base number of responses is less than 10 during the period. % is calculated as Quantity/Base number\*100

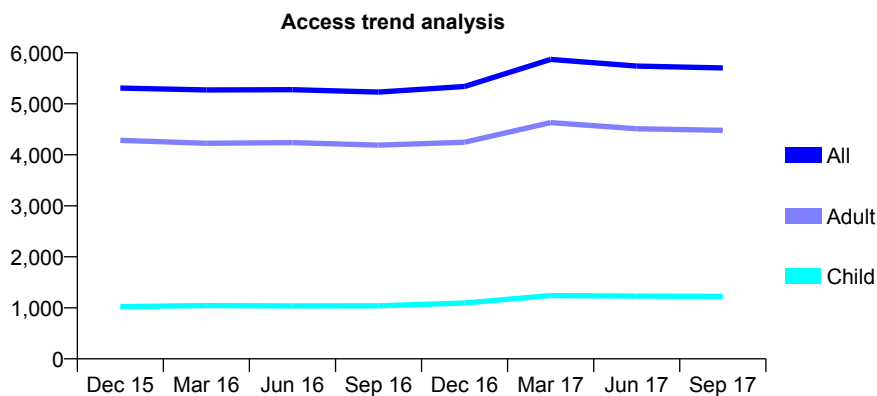
## Q56 - Vital Signs At a Glance Contract Report for 966215/0001 - September 2017

Name or company name	Mr AA KHANNA, A KAUR, A KOUR
Contract type name	GDS Contract
Purpose of contract	General
Contract start date	13/07/2010
Contract end date	

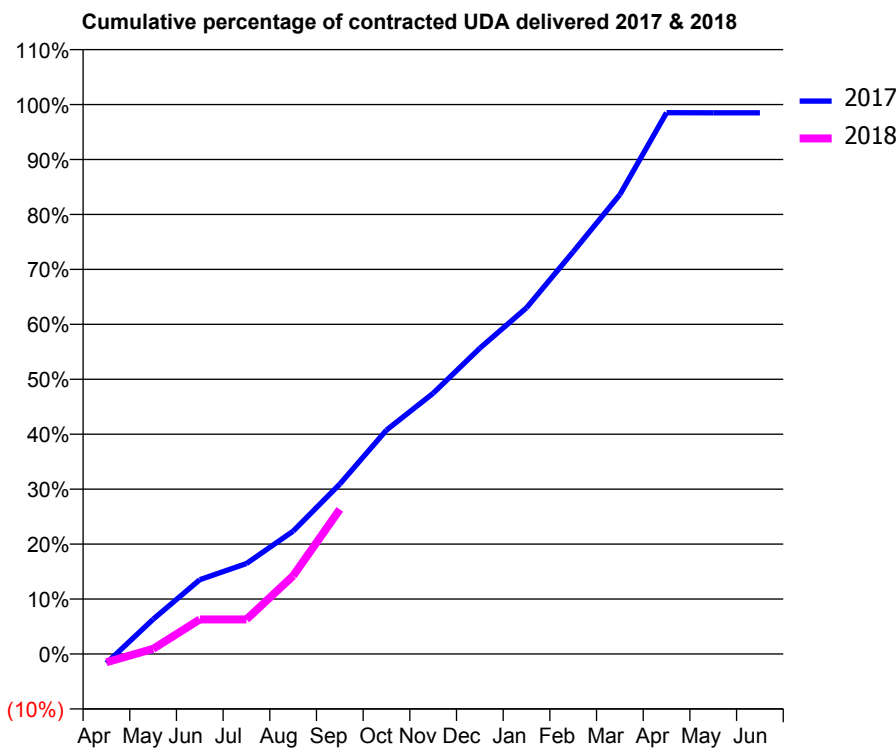
17/18 Contracted general activity (UDA)	17,220
Carry forward general activity (UDA)	261
17/18 Contracted orthodontic activity (UOA)	0
Carry forward orthodontic activity (UOA)	0
Baseline contract value	£427,175.57

### ACCESS\*

Patients seen in 24 months	Total	Change since previous quarter
Quarter ending September 2016	5,230	
Quarter ending December 2016	5,339	↑
Quarter ending March 2017	5,871	↑
Quarter ending June 2017	5,741	↓
Quarter ending September 2017	5,704	→
<b>Variance since September 2016</b>	<b>9.1%</b>	<b>↑</b>



### ACTIVITY



Month	Adjusted Scheduled Activity (UDA)	
	2017	2018
April	-290	-261
May	1,088	163
June	2,331	1,084
July	2,835	1,084
August	3,853	2,453
September	5,324	4,532
October	7,018	
November	8,172	
December	9,584	
January	10,850	
February	12,605	
March	14,397	
April	16,963	
May	16,960	
June	16,959	

### QUALITY

	Quantity	Base Number	Contract	AT	Region	England
% of FP17s for the same patient ID Re-attending within 3 months - Children	63	988	6.4%	10.9%	11.6%	11.9%
% of FP17s for the same patient ID Re-attending within 3 months - Adults	388	3,466	11.2%	14.5%	15.2%	15.9%
% of FP17s for the same patient ID Re-attending between 3 & 9 months - Children	591	988	59.8%	59.2%	59.1%	58.1%
% of FP17s for the same patient ID Re-attending between 3 & 9 months - Adults	2,063	3,466	59.5%	48.7%	51.7%	50.6%
% of FP17s for Band 1 Urgent Courses	355	3,419	10.4%	9.2%	8.0%	9.1%
% of FP17s Relating to Free Repair or Replacements	16	3,419	0.5%	0.8%	0.8%	0.8%
% of FP17s Relating to Continuations	1	3,419	0.0%	1.1%	1.0%	1.1%
% of Patients satisfied with the dentistry they have received	10	13	76.9%	91.6%	91.5%	91.4%
% of Patients satisfied with the time they had to wait for an appointment	11	13	84.6%	86.8%	88.2%	87.7%

\* This is based on patients treated on this contract for their most recent course of treatment. Figures in italics indicate the base number of FP17s or Patient Questionnaire responses are less than 100. N/A is shown where the base number of responses is less than 10 during the period. % is calculated as Quantity/Base number\*100

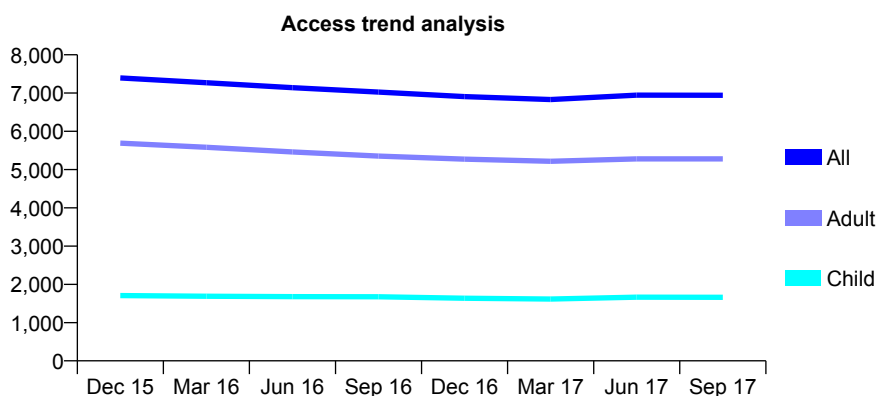
## Q56 - Vital Signs At a Glance Contract Report for 968269/0002 - September 2017

Name or company name	MR IS LEIGHTON-SCOTT
Contract type name	GDS Contract
Purpose of contract	General
Contract start date	17/01/2013
Contract end date	

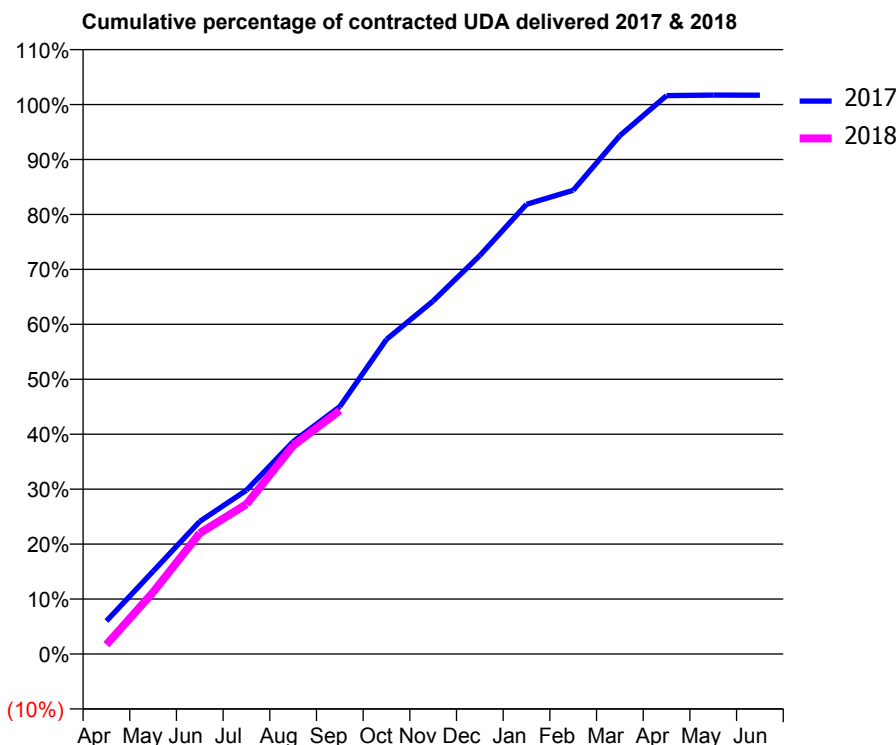
17/18 Contracted general activity (UDA)	17,000
Carry forward general activity (UDA)	-289
17/18 Contracted orthodontic activity (UOA)	0
Carry forward orthodontic activity (UOA)	0
Baseline contract value	£391,621.51

### ACCESS\*

Patients seen in 24 months	Total	Change since previous quarter
Quarter ending September 2016	7,026	
Quarter ending December 2016	6,908	↓
Quarter ending March 2017	6,832	↓
Quarter ending June 2017	6,944	→
Quarter ending September 2017	6,941	→
<b>Variance since September 2016</b>	<b>(1.2%)</b>	<b>↓</b>



### ACTIVITY



Month	Adjusted Scheduled Activity (UDA)	
	2017	2018
April	1,022	289
May	2,560	1,913
June	4,101	3,741
July	5,069	4,633
August	6,569	6,445
September	7,654	7,533
October	9,735	
November	10,920	
December	12,329	
January	13,911	
February	14,348	
March	16,038	
April	17,275	
May	17,293	
June	17,289	

### QUALITY

	Quantity	Base Number	Contract	AT	Region	England
% of FP17s for the same patient ID Re-attending within 3 months - Children	99	1,363	7.3%	10.9%	11.6%	11.9%
% of FP17s for the same patient ID Re-attending within 3 months - Adults	340	3,637	9.3%	14.5%	15.2%	15.9%
% of FP17s for the same patient ID Re-attending between 3 & 9 months - Children	813	1,363	59.6%	59.2%	59.1%	58.1%
% of FP17s for the same patient ID Re-attending between 3 & 9 months - Adults	1,971	3,637	54.2%	48.7%	51.7%	50.6%
% of FP17s for Band 1 Urgent Courses	296	4,253	7.0%	9.2%	8.0%	9.1%
% of FP17s Relating to Free Repair or Replacements	13	4,253	0.3%	0.8%	0.8%	0.8%
% of FP17s Relating to Continuations	18	4,253	0.4%	1.1%	1.0%	1.1%
% of Patients satisfied with the dentistry they have received	12	12	100.0%	91.6%	91.5%	91.4%
% of Patients satisfied with the time they had to wait for an appointment	12	12	100.0%	86.8%	88.2%	87.7%

\* This is based on patients treated on this contract for their most recent course of treatment. Figures in italics indicate the base number of FP17s or Patient Questionnaire responses are less than 100. N/A is shown where the base number of responses is less than 10 during the period. % is calculated as Quantity/Base number\*100

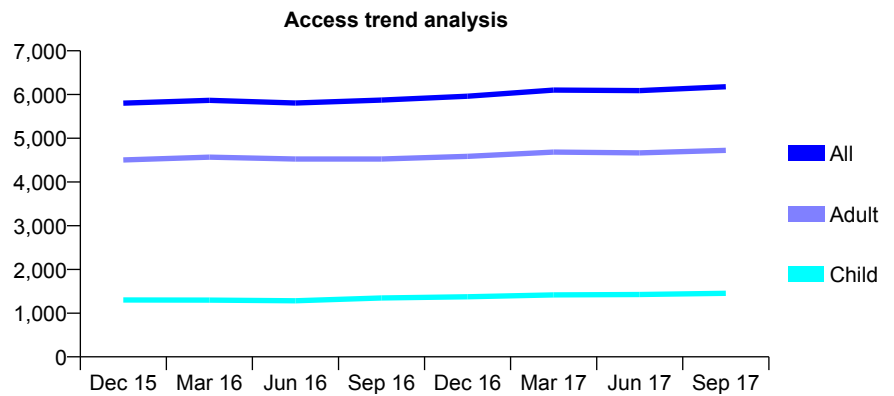
## Q56 - Vital Signs At a Glance Contract Report for 982881/0001 - September 2017

Name or company name	MR JC HOLMES
Contract type name	Pilot Contract
Purpose of contract	General
Contract start date	01/04/2006
Contract end date	

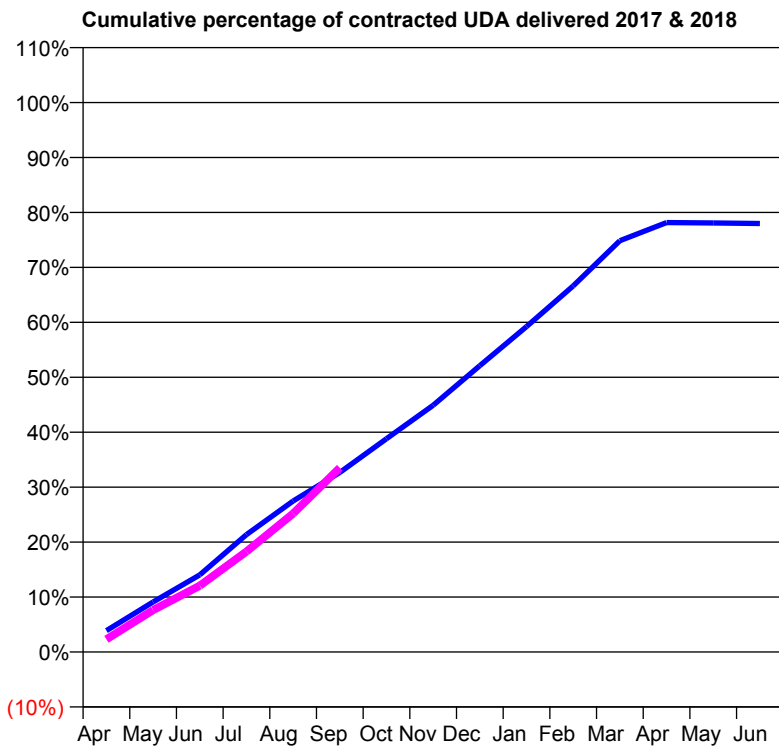
17/18 Contracted general activity (UDA)	19,052
Carry forward general activity (UDA)	0
17/18 Contracted orthodontic activity (UOA)	0
Carry forward orthodontic activity (UOA)	0
Baseline contract value	£578,506.26

### ACCESS\*

Patients seen in 24 months	Total	Change since previous quarter
Quarter ending September 2016	5,872	
Quarter ending December 2016	5,961	→
Quarter ending March 2017	6,101	↑
Quarter ending June 2017	6,090	→
Quarter ending September 2017	6,177	→
<b>Variance since September 2016</b>	<b>5.2%</b>	<b>↑</b>



### ACTIVITY



Month	Adjusted Scheduled Activity (UDA)	
	2017	2018
April	743	443
May	1,736	1,453
June	2,673	2,300
July	4,069	3,483
August	5,238	4,802
September	6,224	6,388
October	7,397	
November	8,555	
December	9,930	
January	11,283	
February	12,695	
March	14,262	
April	14,890	
May	14,874	
June	14,859	

### QUALITY

	Quantity	Base Number	Contract	AT	Region	England
% of FP17s for the same patient ID Re-attending within 3 months - Children	44	996	4.4%	10.9%	11.6%	11.9%
% of FP17s for the same patient ID Re-attending within 3 months - Adults	315	2,572	12.2%	14.5%	15.2%	15.9%
% of FP17s for the same patient ID Re-attending between 3 & 9 months - Children	568	996	57.0%	59.2%	59.1%	58.1%
% of FP17s for the same patient ID Re-attending between 3 & 9 months - Adults	893	2,572	34.7%	48.7%	51.7%	50.6%
% of FP17s for Band 1 Urgent Courses	245	3,303	7.4%	9.2%	8.0%	9.1%
% of FP17s Relating to Free Repair or Replacements	37	3,303	1.1%	0.8%	0.8%	0.8%
% of FP17s Relating to Continuations	5	3,303	0.2%	1.1%	1.0%	1.1%
% of Patients satisfied with the dentistry they have received	3	5	N/A	91.6%	91.5%	91.4%
% of Patients satisfied with the time they had to wait for an appointment	4	5	N/A	86.8%	88.2%	87.7%

\* This is based on patients treated on this contract for their most recent course of treatment. Figures in italics indicate the base number of FP17s or Patient Questionnaire responses are less than 100. N/A is shown where the base number of responses is less than 10 during the period. % is calculated as Quantity/Base number\*100

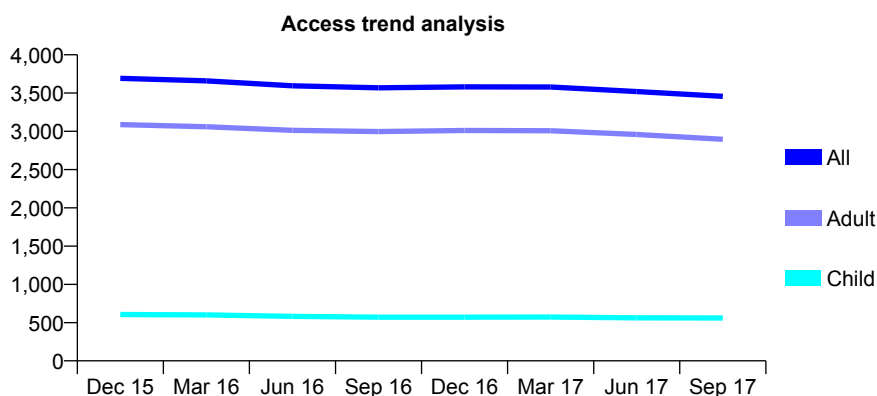
## Q56 - Vital Signs At a Glance Contract Report for 997730/0001 - September 2017

Name or company name	MR AP YAXLEY
Contract type name	GDS Contract
Purpose of contract	General
Contract start date	01/04/2006
Contract end date	

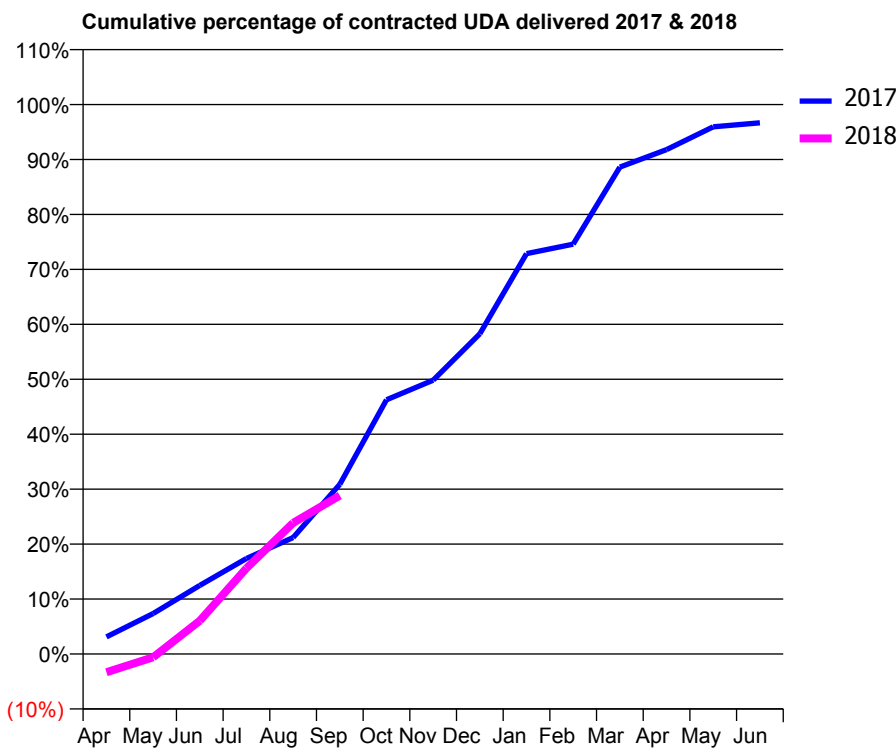
17/18 Contracted general activity (UDA)	10,970
Carry forward general activity (UDA)	365
17/18 Contracted orthodontic activity (UOA)	0
Carry forward orthodontic activity (UOA)	0
Baseline contract value	£249,129.19

### ACCESS\*

Patients seen in 24 months	Total	Change since previous quarter
Quarter ending September 2016	3,568	
Quarter ending December 2016	3,581	→
Quarter ending March 2017	3,579	→
Quarter ending June 2017	3,520	↓
Quarter ending September 2017	3,457	↓
<b>Variance since September 2016</b>	<b>(3.1%)</b>	<b>↓</b>



### ACTIVITY



Month	Adjusted Scheduled Activity (UDA)	
	2017	2018
April	343	-365
May	808	-67
June	1,371	663
July	1,907	1,714
August	2,325	2,619
September	3,389	3,164
October	5,074	
November	5,468	
December	6,393	
January	7,993	
February	8,182	
March	9,720	
April	10,070	
May	10,524	
June	10,605	

### QUALITY

	Quantity	Base Number	Contract	AT	Region	England
% of FP17s for the same patient ID Re-attending within 3 months - Children	28	303	9.2%	10.9%	11.6%	11.9%
% of FP17s for the same patient ID Re-attending within 3 months - Adults	304	1,582	19.2%	14.5%	15.2%	15.9%
% of FP17s for the same patient ID Re-attending between 3 & 9 months - Children	65	303	21.5%	59.2%	59.1%	58.1%
% of FP17s for the same patient ID Re-attending between 3 & 9 months - Adults	527	1,582	33.3%	48.7%	51.7%	50.6%
% of FP17s for Band 1 Urgent Courses	215	1,548	13.9%	9.2%	8.0%	9.1%
% of FP17s Relating to Free Repair or Replacements	47	1,548	3.0%	0.8%	0.8%	0.8%
% of FP17s Relating to Continuations	47	1,548	3.0%	1.1%	1.0%	1.1%
% of Patients satisfied with the dentistry they have received	6	6	N/A	91.6%	91.5%	91.4%
% of Patients satisfied with the time they had to wait for an appointment	6	6	N/A	86.8%	88.2%	87.7%

\* This is based on patients treated on this contract for their most recent course of treatment. Figures in italics indicate the base number of FP17s or Patient Questionnaire responses are less than 100. N/A is shown where the base number of responses is less than 10 during the period. % is calculated as Quantity/Base number\*100