

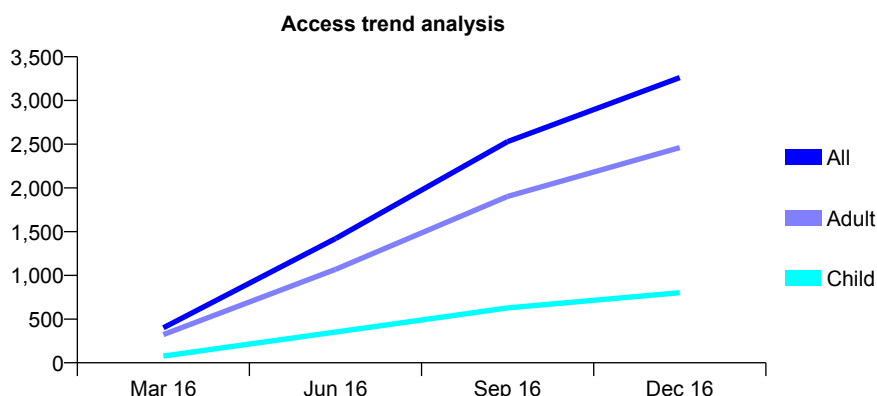
Q57 - Vital Signs At a Glance Contract Report for 100021/0000 - December 2016

Name or company name	Mr S Shah, Mr P Vaid & Mr S Radia
Contract type name	PDS Plus Contract
Purpose of contract	General
Contract start date	01/03/2016
Contract end date	31/03/2018

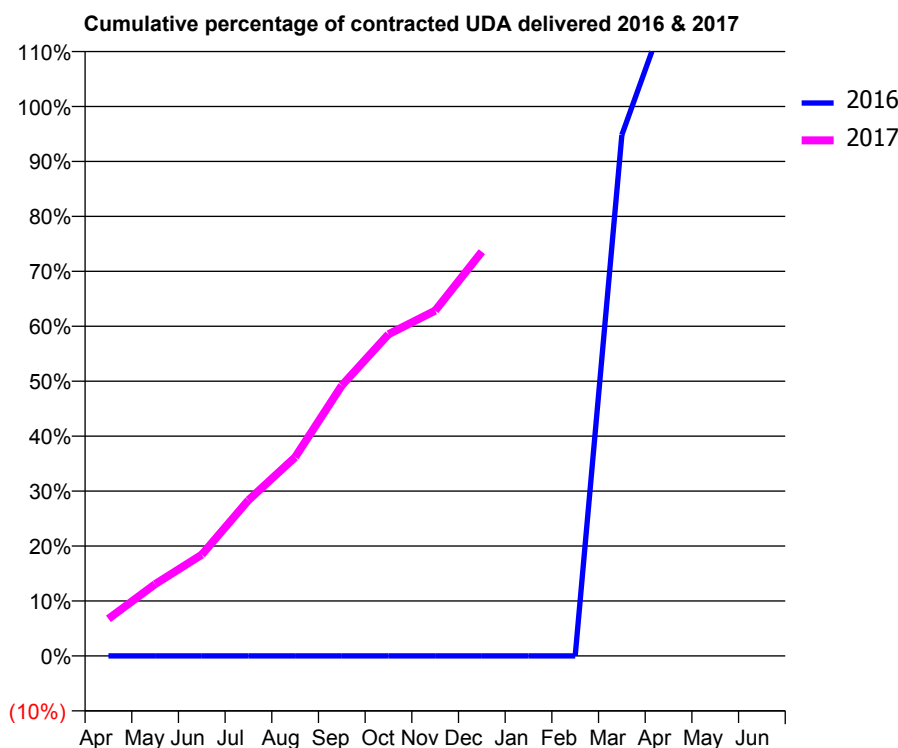
16/17 Contracted general activity (UDA)	15,000
Carry forward general activity (UDA)	-300
16/17 Contracted orthodontic activity (UOA)	0
Carry forward orthodontic activity (UOA)	0
Baseline contract value	£406,568.46

ACCESS*

Patients seen in 24 months	Total	Change since previous quarter
Quarter ending December 2015	0	
Quarter ending March 2016	400	
Quarter ending June 2016	1,420	↑
Quarter ending September 2016	2,529	↑
Quarter ending December 2016	3,262	↑
Variance since December 2015	N/A	



ACTIVITY



Month	Adjusted Scheduled Activity (UDA)	
	2016	2017
April	0	1,014
May	0	1,959
June	0	2,763
July	0	4,255
August	0	5,426
September	0	7,385
October	0	8,780
November	0	9,424
December	0	11,033
January	0	
February	0	
March	1,185	
April	1,479	
May	1,479	
June	1,482	

QUALITY

	Quantity	Base Number	Contract	AT	Region	England
% of FP17s for the same patient ID Re-attending within 3 months - Children	41	1,092	3.8%	10.7%	12.1%	12.4%
% of FP17s for the same patient ID Re-attending within 3 months - Adults	198	3,334	5.9%	15.2%	15.9%	16.6%
% of FP17s for the same patient ID Re-attending between 3 & 9 months - Children	102	1,092	9.3%	55.5%	58.6%	57.5%
% of FP17s for the same patient ID Re-attending between 3 & 9 months - Adults	254	3,334	7.6%	48.9%	51.5%	50.4%
% of FP17s for Band 1 Urgent Courses	640	4,331	14.8%	8.5%	8.0%	9.1%
% of FP17s Relating to Free Repair or Replacements	11	4,331	0.3%	0.8%	0.8%	0.8%
% of FP17s Relating to Continuations	16	4,331	0.4%	1.1%	1.2%	1.3%
% of Patients satisfied with the dentistry they have received	0	0	N/A	93.6%	92.8%	92.7%
% of Patients satisfied with the time they had to wait for an appointment	0	0	N/A	90.7%	89.2%	88.8%

* This is based on patients treated on this contract for their most recent course of treatment. Figures in italics indicate the base number of FP17s or Patient Questionnaire responses are less than 100. N/A is shown where the base number of responses is less than 10 during the period. % is calculated as Quantity/Base number*100

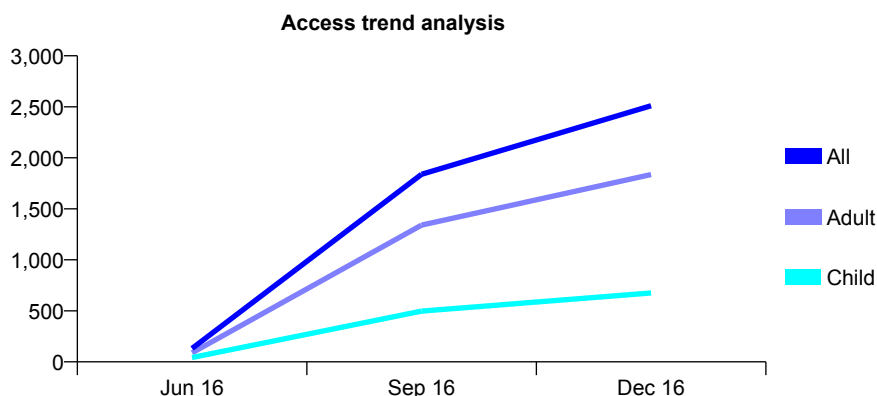
Q57 - Vital Signs At a Glance Contract Report for 100052/0000 - December 2016

Name or company name	Chigwell Dental Practice
Contract type name	GDS Contract
Purpose of contract	General
Contract start date	01/04/2016
Contract end date	

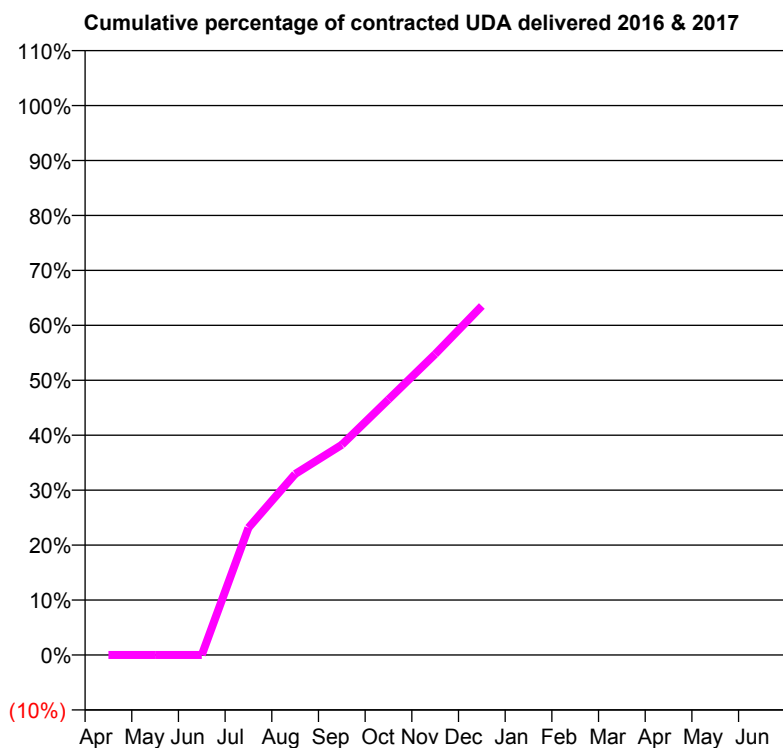
16/17 Contracted general activity (UDA)	9,104
Carry forward general activity (UDA)	0
16/17 Contracted orthodontic activity (UOA)	0
Carry forward orthodontic activity (UOA)	0
Baseline contract value	£291,780.83

ACCESS*

Patients seen in 24 months	Total	Change since previous quarter
Quarter ending December 2015	0	
Quarter ending March 2016	0	
Quarter ending June 2016	131	↑
Quarter ending September 2016	1,838	↑
Quarter ending December 2016	2,511	↑
Variance since December 2015	N/A	



ACTIVITY



Month	Adjusted Scheduled Activity (UDA)	
	2016	2017
April	0	0
May	0	0
June	0	0
July	0	2,109
August	0	2,999
September	0	3,482
October	0	4,234
November	0	4,986
December	0	5,783
January	0	
February	0	
March	0	
April	0	
May	0	
June	0	

QUALITY

	Quantity	Base Number	Contract	AT	Region	England
% of FP17s for the same patient ID Re-attending within 3 months - Children	22	793	2.8%	10.7%	12.1%	12.4%
% of FP17s for the same patient ID Re-attending within 3 months - Adults	125	2,242	5.6%	15.2%	15.9%	16.6%
% of FP17s for the same patient ID Re-attending between 3 & 9 months - Children	88	793	11.1%	55.5%	58.6%	57.5%
% of FP17s for the same patient ID Re-attending between 3 & 9 months - Adults	251	2,242	11.2%	48.9%	51.5%	50.4%
% of FP17s for Band 1 Urgent Courses	147	3,035	4.8%	8.5%	8.0%	9.1%
% of FP17s Relating to Free Repair or Replacements	7	3,035	0.2%	0.8%	0.8%	0.8%
% of FP17s Relating to Continuations	2	3,035	0.1%	1.1%	1.2%	1.3%
% of Patients satisfied with the dentistry they have received	0	0	N/A	93.6%	92.8%	92.7%
% of Patients satisfied with the time they had to wait for an appointment	0	0	N/A	90.7%	89.2%	88.8%

* This is based on patients treated on this contract for their most recent course of treatment. Figures in italics indicate the base number of FP17s or Patient Questionnaire responses are less than 100. N/A is shown where the base number of responses is less than 10 during the period. % is calculated as Quantity/Base number*100

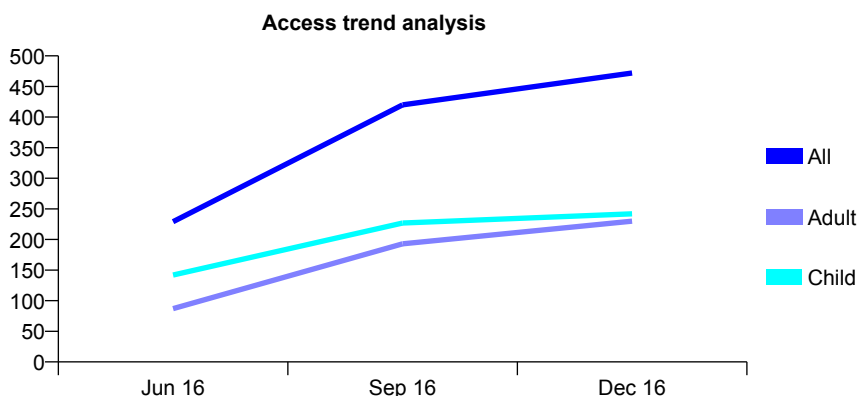
Q57 - Vital Signs At a Glance Contract Report for 100157/0000 - December 2016

Name or company name	Community Dental Services CIC
Contract type name	PDS Contract
Purpose of contract	General
Contract start date	01/04/2016
Contract end date	30/09/2016

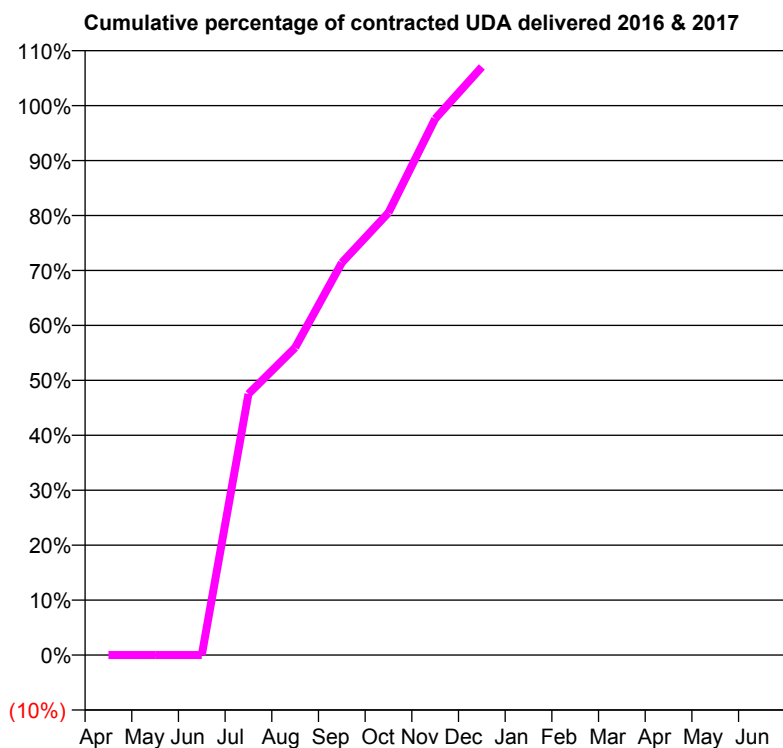
16/17 Contracted general activity (UDA)	1,250
Carry forward general activity (UDA)	0
16/17 Contracted orthodontic activity (UOA)	0
Carry forward orthodontic activity (UOA)	0
Baseline contract value	£431,556.90

ACCESS*

Patients seen in 24 months	Total	Change since previous quarter
Quarter ending December 2015	0	
Quarter ending March 2016	0	
Quarter ending June 2016	229	↑
Quarter ending September 2016	420	↑
Quarter ending December 2016	472	↑
Variance since December 2015	N/A	



ACTIVITY



Month	Adjusted Scheduled Activity (UDA)	
	2016	2017
April	0	0
May	0	0
June	0	0
July	0	594
August	0	699
September	0	893
October	0	1,006
November	0	1,220
December	0	1,338
January	0	
February	0	
March	0	
April	0	
May	0	
June	0	

QUALITY

	Quantity	Base Number	Contract	AT	Region	England
% of FP17s for the same patient ID Re-attending within 3 months - Children	8	402	2.0%	10.7%	12.1%	12.4%
% of FP17s for the same patient ID Re-attending within 3 months - Adults	5	297	1.7%	15.2%	15.9%	16.6%
% of FP17s for the same patient ID Re-attending between 3 & 9 months - Children	11	402	2.7%	55.5%	58.6%	57.5%
% of FP17s for the same patient ID Re-attending between 3 & 9 months - Adults	6	297	2.0%	48.9%	51.5%	50.4%
% of FP17s for Band 1 Urgent Courses	34	699	4.9%	8.5%	8.0%	9.1%
% of FP17s Relating to Free Repair or Replacements	0	699	0.0%	0.8%	0.8%	0.8%
% of FP17s Relating to Continuations	2	699	0.3%	1.1%	1.2%	1.3%
% of Patients satisfied with the dentistry they have received	0	0	N/A	93.6%	92.8%	92.7%
% of Patients satisfied with the time they had to wait for an appointment	0	0	N/A	90.7%	89.2%	88.8%

* This is based on patients treated on this contract for their most recent course of treatment. Figures in italics indicate the base number of FP17s or Patient Questionnaire responses are less than 100. N/A is shown where the base number of responses is less than 10 during the period. % is calculated as Quantity/Base number*100

Q57 - Vital Signs At a Glance Contract Report for 100212/0000 - December 2016


Name or company name	Community Dental Services - CDS CIC Ess
Contract type name	PDS Contract
Purpose of contract	General
Contract start date	01/10/2016
Contract end date	30/09/2019

16/17 Contracted general activity (UDA)	4,888
Carry forward general activity (UDA)	0
16/17 Contracted orthodontic activity (UOA)	0
Carry forward orthodontic activity (UOA)	0
Baseline contract value	£740,125.88

ACCESS*

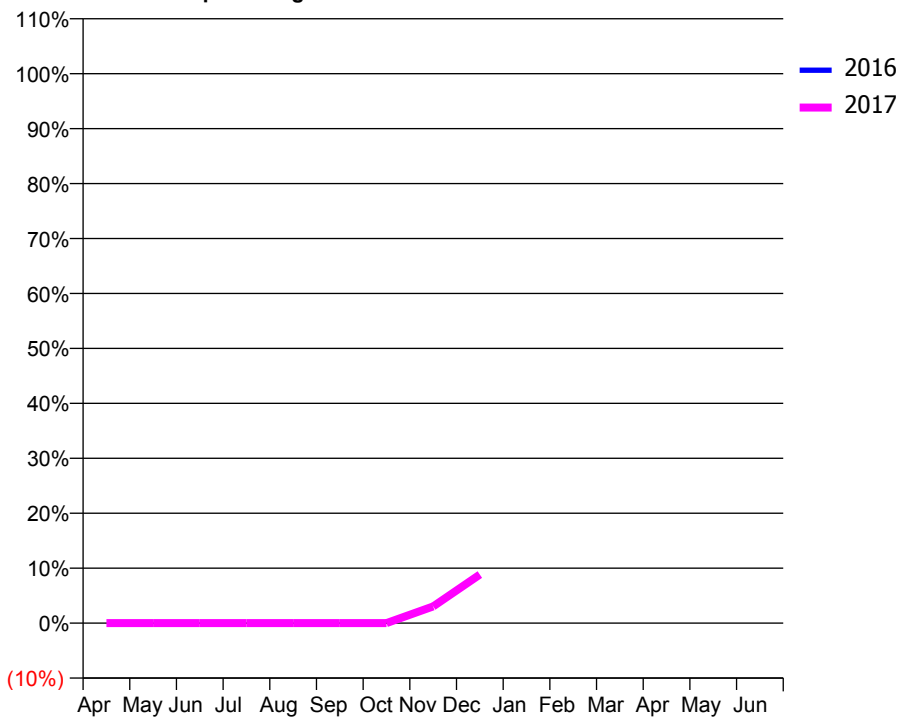
Patients seen in 24 months	Total	Change since previous quarter
Quarter ending December 2015	0	
Quarter ending March 2016	0	
Quarter ending June 2016	0	
Quarter ending September 2016	0	
Quarter ending December 2016	250	↑
Variance since December 2015	N/A	

Access trend analysis



ACTIVITY

Cumulative percentage of contracted UDA delivered 2016 & 2017



Adjusted Scheduled Activity (UDA)

Month	2016	2017
April	0	0
May	0	0
June	0	0
July	0	0
August	0	0
September	0	0
October	0	0
November	0	149
December	0	432
January	0	
February	0	
March	0	
April	0	
May	0	
June	0	

QUALITY

	Quantity	Base Number	Contract	AT	Region	England
% of FP17s for the same patient ID Re-attending within 3 months - Children	0	111	0.0%	10.7%	12.1%	12.4%
% of FP17s for the same patient ID Re-attending within 3 months - Adults	1	127	0.8%	15.2%	15.9%	16.6%
% of FP17s for the same patient ID Re-attending between 3 & 9 months - Children	0	111	0.0%	55.5%	58.6%	57.5%
% of FP17s for the same patient ID Re-attending between 3 & 9 months - Adults	0	127	0.0%	48.9%	51.5%	50.4%
% of FP17s for Band 1 Urgent Courses	14	238	5.9%	8.5%	8.0%	9.1%
% of FP17s Relating to Free Repair or Replacements	0	238	0.0%	0.8%	0.8%	0.8%
% of FP17s Relating to Continuations	0	238	0.0%	1.1%	1.2%	1.3%
% of Patients satisfied with the dentistry they have received	0	0	N/A	93.6%	92.8%	92.7%
% of Patients satisfied with the time they had to wait for an appointment	0	0	N/A	90.7%	89.2%	88.8%

* This is based on patients treated on this contract for their most recent course of treatment. Figures in italics indicate the base number of FP17s or Patient Questionnaire responses are less than 100. N/A is shown where the base number of responses is less than 10 during the period. % is calculated as Quantity/Base number*100

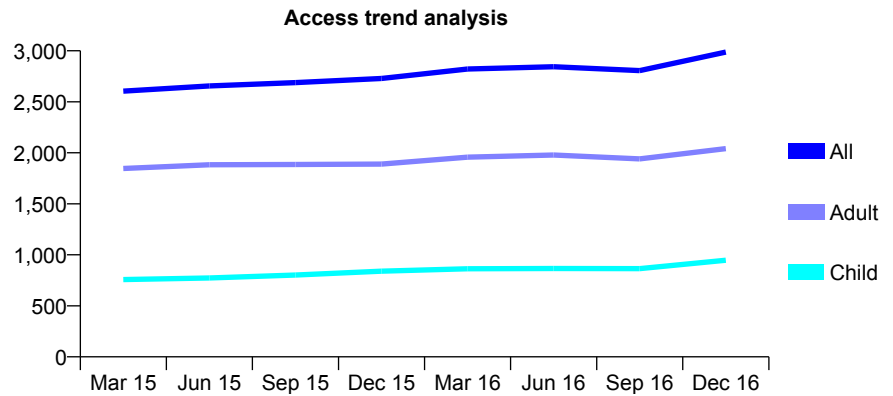
Q57 - Vital Signs At a Glance Contract Report for 101281/0151 - December 2016

Name or company name	OASIS DENTAL CARE LTD
Contract type name	GDS Contract
Purpose of contract	General
Contract start date	02/04/2006
Contract end date	

16/17 Contracted general activity (UDA)	6,594
Carry forward general activity (UDA)	-132
16/17 Contracted orthodontic activity (UOA)	0
Carry forward orthodontic activity (UOA)	0
Baseline contract value	£139,447.96

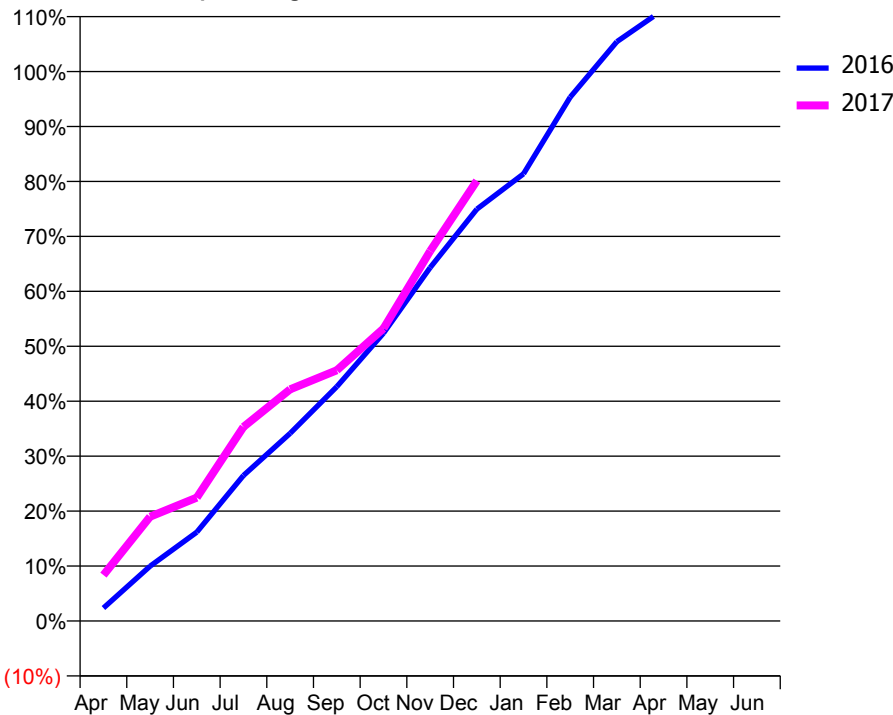
ACCESS*

Patients seen in 24 months	Total	Change since previous quarter
Quarter ending December 2015	2,729	
Quarter ending March 2016	2,821	↑
Quarter ending June 2016	2,844	→
Quarter ending September 2016	2,806	↓
Quarter ending December 2016	2,988	↑
Variance since December 2015	9.5%	↑



ACTIVITY

Cumulative percentage of contracted UDA delivered 2016 & 2017



Month	Adjusted Scheduled Activity (UDA)	
	2016	2017
April	157	551
May	658	1,251
June	1,067	1,481
July	1,746	2,330
August	2,253	2,780
September	2,812	3,009
October	3,454	3,511
November	4,242	4,440
December	4,942	5,283
January	5,366	
February	6,287	
March	6,952	
April	7,338	
May	7,338	
June	7,338	

QUALITY

	Quantity	Base Number	Contract	AT	Region	England
% of FP17s for the same patient ID Re-attending within 3 months - Children	59	900	6.6%	10.7%	12.1%	12.4%
% of FP17s for the same patient ID Re-attending within 3 months - Adults	308	2,092	14.7%	15.2%	15.9%	16.6%
% of FP17s for the same patient ID Re-attending between 3 & 9 months - Children	453	900	50.3%	55.5%	58.6%	57.5%
% of FP17s for the same patient ID Re-attending between 3 & 9 months - Adults	1,194	2,092	57.1%	48.9%	51.5%	50.4%
% of FP17s for Band 1 Urgent Courses	181	2,770	6.5%	8.5%	8.0%	9.1%
% of FP17s Relating to Free Repair or Replacements	37	2,770	1.3%	0.8%	0.8%	0.8%
% of FP17s Relating to Continuations	61	2,770	2.2%	1.1%	1.2%	1.3%
% of Patients satisfied with the dentistry they have received	2	2	N/A	93.6%	92.8%	92.7%
% of Patients satisfied with the time they had to wait for an appointment	1	2	N/A	90.7%	89.2%	88.8%

* This is based on patients treated on this contract for their most recent course of treatment. Figures in italics indicate the base number of FP17s or Patient Questionnaire responses are less than 100. N/A is shown where the base number of responses is less than 10 during the period. % is calculated as Quantity/Base number*100

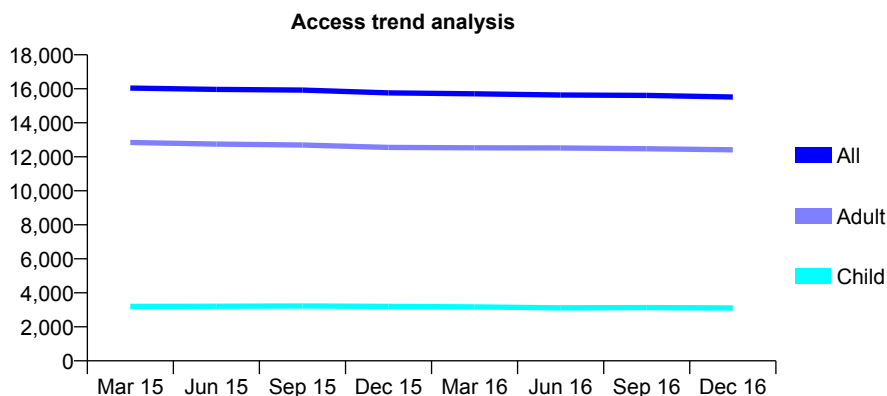
Q57 - Vital Signs At a Glance Contract Report for 101370/0036 - December 2016

Name or company name	Petrie Tucker & Partners Ltd
Contract type name	GDS Contract
Purpose of contract	General
Contract start date	01/04/2006
Contract end date	

16/17 Contracted general activity (UDA)	56,815
Carry forward general activity (UDA)	0
16/17 Contracted orthodontic activity (UOA)	0
Carry forward orthodontic activity (UOA)	0
Baseline contract value	£1,358,932.97

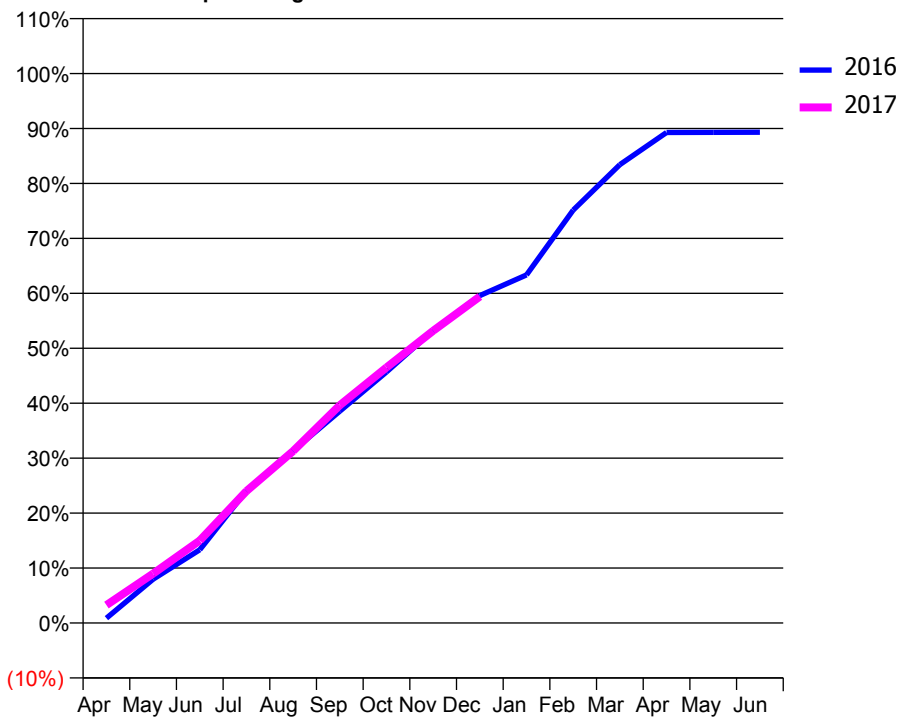
ACCESS*

Patients seen in 24 months	Total	Change since previous quarter
Quarter ending December 2015	15,760	
Quarter ending March 2016	15,705	→
Quarter ending June 2016	15,634	→
Quarter ending September 2016	15,611	→
Quarter ending December 2016	15,521	→
Variance since December 2015	(1.5%)	↓



ACTIVITY

Cumulative percentage of contracted UDA delivered 2016 & 2017



Month	Adjusted Scheduled Activity (UDA)	
	2016	2017
April	504	1,857
May	4,531	5,105
June	7,578	8,523
July	13,672	13,642
August	17,815	17,776
September	21,905	22,518
October	25,957	26,429
November	30,241	30,215
December	33,861	33,761
January	35,987	
February	42,690	
March	47,394	
April	50,712	
May	50,724	
June	50,740	

QUALITY

	Quantity	Base Number	Contract	AT	Region	England
% of FP17s for the same patient ID Re-attending within 3 months - Children	230	2,869	8.0%	10.7%	12.1%	12.4%
% of FP17s for the same patient ID Re-attending within 3 months - Adults	1,804	10,835	16.6%	15.2%	15.9%	16.6%
% of FP17s for the same patient ID Re-attending between 3 & 9 months - Children	1,385	2,869	48.3%	55.5%	58.6%	57.5%
% of FP17s for the same patient ID Re-attending between 3 & 9 months - Adults	4,030	10,835	37.2%	48.9%	51.5%	50.4%
% of FP17s for Band 1 Urgent Courses	1,754	12,744	13.8%	8.5%	8.0%	9.1%
% of FP17s Relating to Free Repair or Replacements	82	12,744	0.6%	0.8%	0.8%	0.8%
% of FP17s Relating to Continuations	263	12,744	2.1%	1.1%	1.2%	1.3%
% of Patients satisfied with the dentistry they have received	21	26	80.8%	93.6%	92.8%	92.7%
% of Patients satisfied with the time they had to wait for an appointment	16	26	61.5%	90.7%	89.2%	88.8%

* This is based on patients treated on this contract for their most recent course of treatment. Figures in italics indicate the base number of FP17s or Patient Questionnaire responses are less than 100. N/A is shown where the base number of responses is less than 10 during the period. % is calculated as Quantity/Base number*100

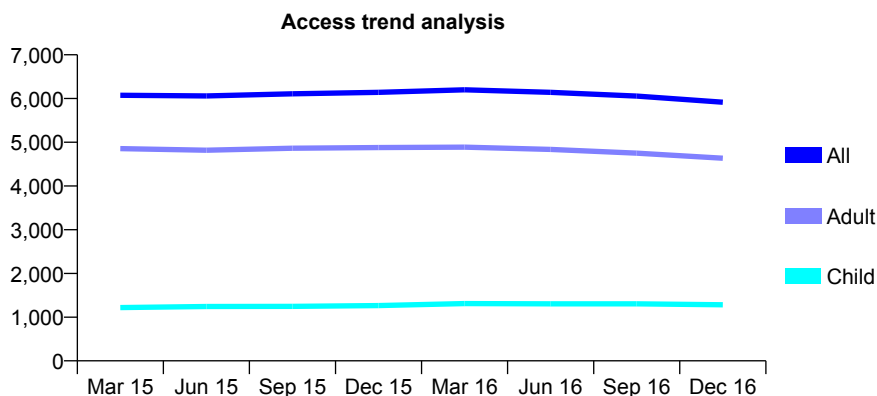
Q57 - Vital Signs At a Glance Contract Report for 101370/0098 - December 2016

Name or company name	Petrie Tucker & Partners Ltd
Contract type name	GDS Contract
Purpose of contract	General and Orthodontic
Contract start date	01/04/2007
Contract end date	

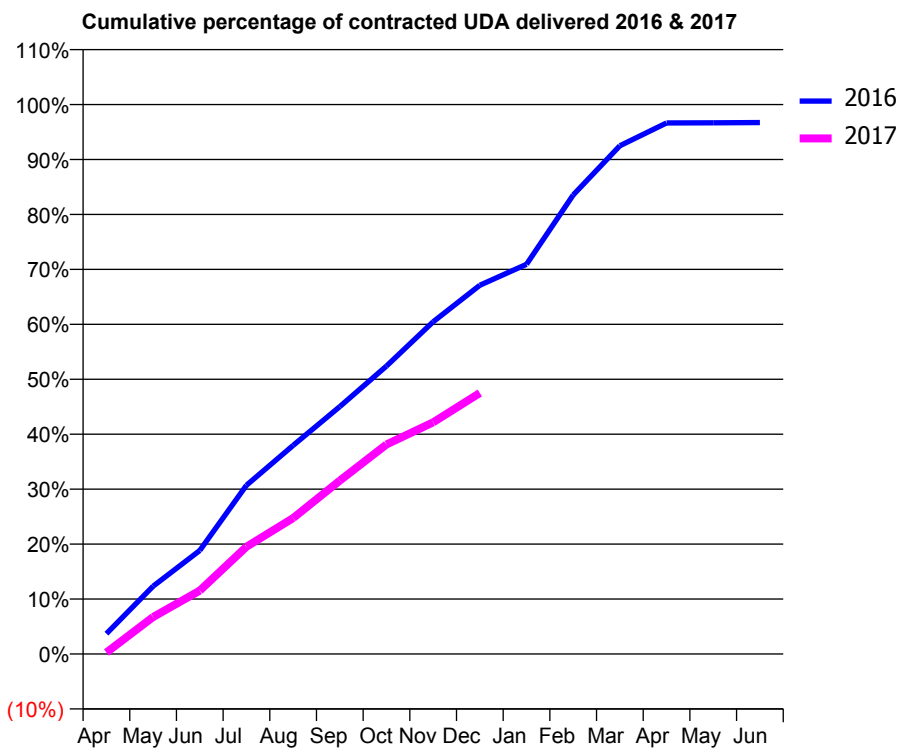
16/17 Contracted general activity (UDA)	19,884
Carry forward general activity (UDA)	653
16/17 Contracted orthodontic activity (UOA)	1,265
Carry forward orthodontic activity (UOA)	0
Baseline contract value	£658,800.34

ACCESS*

Patients seen in 24 months	Total	Change since previous quarter
Quarter ending December 2015	6,142	
Quarter ending March 2016	6,198	→
Quarter ending June 2016	6,140	→
Quarter ending September 2016	6,055	↓
Quarter ending December 2016	5,917	↓
Variance since December 2015	(3.7%)	↓



ACTIVITY



Month	Adjusted Scheduled Activity (UDA)	
	2016	2017
April	736	55
May	2,452	1,340
June	3,749	2,297
July	6,107	3,881
August	7,548	4,917
September	8,952	6,274
October	10,419	7,585
November	12,023	8,383
December	13,343	9,446
January	14,103	
February	16,613	
March	18,393	
April	19,217	
May	19,220	
June	19,231	

QUALITY

	Quantity	Base Number	Contract	AT	Region	England
% of FP17s for the same patient ID Re-attending within 3 months - Children	45	1,179	3.8%	10.7%	12.1%	12.4%
% of FP17s for the same patient ID Re-attending within 3 months - Adults	453	3,927	11.5%	15.2%	15.9%	16.6%
% of FP17s for the same patient ID Re-attending between 3 & 9 months - Children	710	1,179	60.2%	55.5%	58.6%	57.5%
% of FP17s for the same patient ID Re-attending between 3 & 9 months - Adults	1,750	3,927	44.6%	48.9%	51.5%	50.4%
% of FP17s for Band 1 Urgent Courses	341	4,758	7.2%	8.5%	8.0%	9.1%
% of FP17s Relating to Free Repair or Replacements	20	4,758	0.4%	0.8%	0.8%	0.8%
% of FP17s Relating to Continuations	60	4,758	1.3%	1.1%	1.2%	1.3%
% of Patients satisfied with the dentistry they have received	14	16	87.5%	93.6%	92.8%	92.7%
% of Patients satisfied with the time they had to wait for an appointment	16	16	100.0%	90.7%	89.2%	88.8%

* This is based on patients treated on this contract for their most recent course of treatment. Figures in italics indicate the base number of FP17s or Patient Questionnaire responses are less than 100. N/A is shown where the base number of responses is less than 10 during the period. % is calculated as Quantity/Base number*100

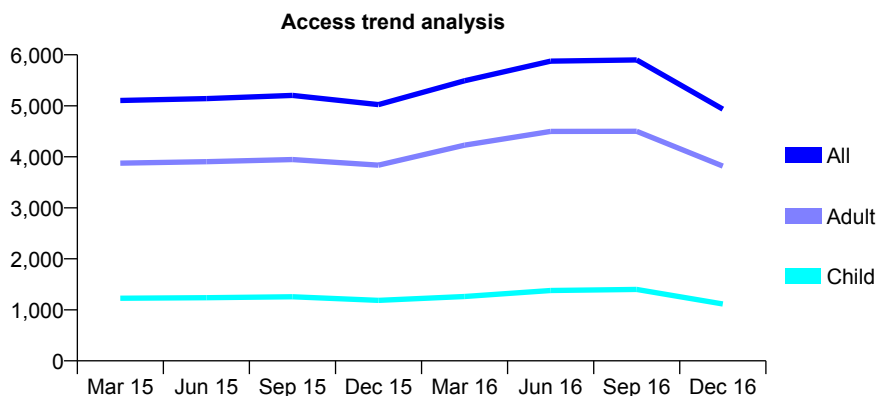
Q57 - Vital Signs At a Glance Contract Report for 104361/0001 - December 2016

Name or company name	Chelmsford Partnership
Contract type name	GDS Contract
Purpose of contract	General
Contract start date	01/02/2013
Contract end date	

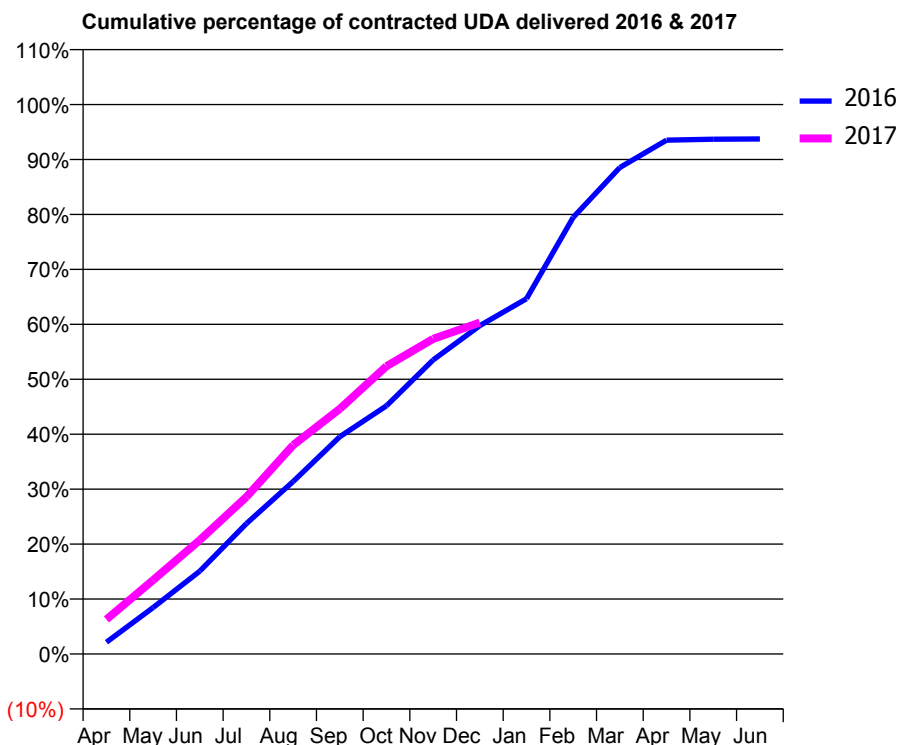
16/17 Contracted general activity (UDA)	15,400
Carry forward general activity (UDA)	0
16/17 Contracted orthodontic activity (UOA)	0
Carry forward orthodontic activity (UOA)	0
Baseline contract value	£422,763.39

ACCESS*

Patients seen in 24 months	Total	Change since previous quarter
Quarter ending December 2015	5,023	
Quarter ending March 2016	5,491	↑
Quarter ending June 2016	5,875	↑
Quarter ending September 2016	5,900	→
Quarter ending December 2016	4,934	↓
Variance since December 2015	(1.8%)	↓



ACTIVITY



Month	Adjusted Scheduled Activity (UDA)	
	2016	2017
April	332	970
May	1,301	2,071
June	2,323	3,192
July	3,656	4,405
August	4,836	5,854
September	6,088	6,872
October	6,956	8,068
November	8,242	8,832
December	9,202	9,289
January	9,959	
February	12,238	
March	13,635	
April	14,402	
May	14,425	
June	14,436	

QUALITY

	Quantity	Base Number	Contract	AT	Region	England
% of FP17s for the same patient ID Re-attending within 3 months - Children	60	1,279	4.7%	10.7%	12.1%	12.4%
% of FP17s for the same patient ID Re-attending within 3 months - Adults	488	3,924	12.4%	15.2%	15.9%	16.6%
% of FP17s for the same patient ID Re-attending between 3 & 9 months - Children	608	1,279	47.5%	55.5%	58.6%	57.5%
% of FP17s for the same patient ID Re-attending between 3 & 9 months - Adults	1,713	3,924	43.7%	48.9%	51.5%	50.4%
% of FP17s for Band 1 Urgent Courses	492	4,808	10.2%	8.5%	8.0%	9.1%
% of FP17s Relating to Free Repair or Replacements	98	4,808	2.0%	0.8%	0.8%	0.8%
% of FP17s Relating to Continuations	29	4,808	0.6%	1.1%	1.2%	1.3%
% of Patients satisfied with the dentistry they have received	15	16	93.8%	93.6%	92.8%	92.7%
% of Patients satisfied with the time they had to wait for an appointment	14	16	87.5%	90.7%	89.2%	88.8%

* This is based on patients treated on this contract for their most recent course of treatment. Figures in italics indicate the base number of FP17s or Patient Questionnaire responses are less than 100. N/A is shown where the base number of responses is less than 10 during the period. % is calculated as Quantity/Base number*100

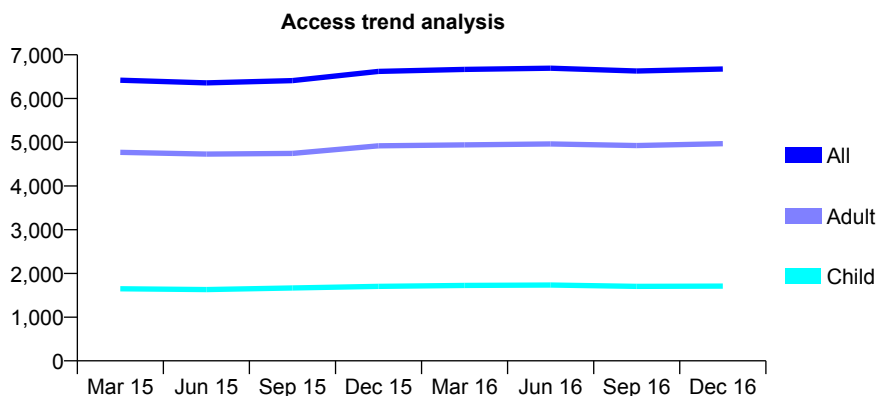
Q57 - Vital Signs At a Glance Contract Report for 104558/0001 - December 2016

Name or company name	Broadway Dental Clinic
Contract type name	GDS Contract
Purpose of contract	General
Contract start date	01/07/2011
Contract end date	

16/17 Contracted general activity (UDA)	17,402
Carry forward general activity (UDA)	0
16/17 Contracted orthodontic activity (UOA)	0
Carry forward orthodontic activity (UOA)	0
Baseline contract value	£493,313.09

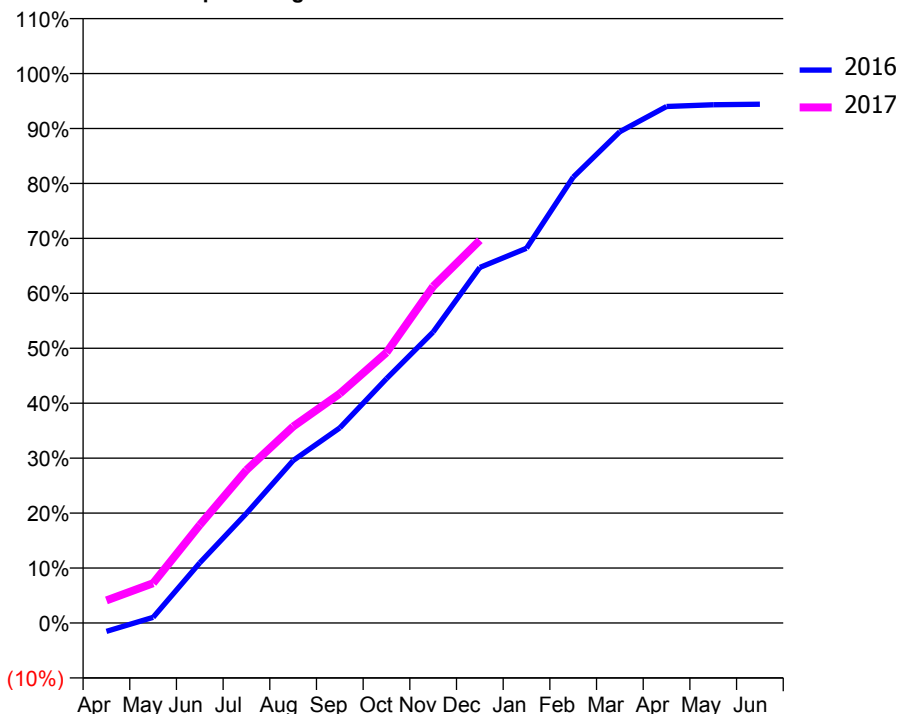
ACCESS*

Patients seen in 24 months	Total	Change since previous quarter
Quarter ending December 2015	6,620	
Quarter ending March 2016	6,666	→
Quarter ending June 2016	6,693	→
Quarter ending September 2016	6,630	→
Quarter ending December 2016	6,676	→
Variance since December 2015	0.8%	→



ACTIVITY

Cumulative percentage of contracted UDA delivered 2016 & 2017



Adjusted Scheduled Activity (UDA)

Month	2016	2017
April	-270	715
May	180	1,260
June	1,905	3,107
July	3,473	4,846
August	5,146	6,222
September	6,180	7,264
October	7,739	8,568
November	9,216	10,661
December	11,260	12,121
January	11,870	
February	14,118	
March	15,558	
April	16,359	
May	16,411	
June	16,428	

QUALITY

	Quantity	Base Number	Contract	AT	Region	England
% of FP17s for the same patient ID Re-attending within 3 months - Children	92	1,522	6.0%	10.7%	12.1%	12.4%
% of FP17s for the same patient ID Re-attending within 3 months - Adults	483	4,219	11.4%	15.2%	15.9%	16.6%
% of FP17s for the same patient ID Re-attending between 3 & 9 months - Children	727	1,522	47.8%	55.5%	58.6%	57.5%
% of FP17s for the same patient ID Re-attending between 3 & 9 months - Adults	1,838	4,219	43.6%	48.9%	51.5%	50.4%
% of FP17s for Band 1 Urgent Courses	258	4,981	5.2%	8.5%	8.0%	9.1%
% of FP17s Relating to Free Repair or Replacements	51	4,981	1.0%	0.8%	0.8%	0.8%
% of FP17s Relating to Continuations	47	4,981	0.9%	1.1%	1.2%	1.3%
% of Patients satisfied with the dentistry they have received	13	13	100.0%	93.6%	92.8%	92.7%
% of Patients satisfied with the time they had to wait for an appointment	12	13	92.3%	90.7%	89.2%	88.8%

* This is based on patients treated on this contract for their most recent course of treatment. Figures in italics indicate the base number of FP17s or Patient Questionnaire responses are less than 100. N/A is shown where the base number of responses is less than 10 during the period. % is calculated as Quantity/Base number*100

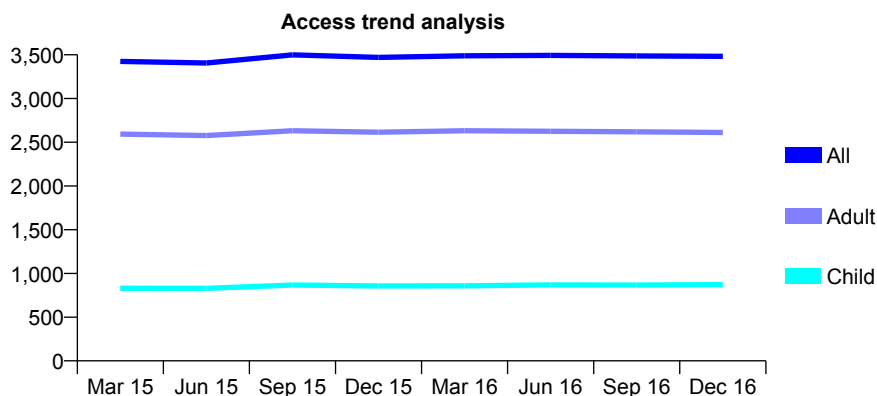
Q57 - Vital Signs At a Glance Contract Report for 104590/0001 - December 2016

Name or company name	Mr H Du Preez & Miss C Fernando
Contract type name	GDS Contract
Purpose of contract	General
Contract start date	01/04/2011
Contract end date	

16/17 Contracted general activity (UDA)	12,031
Carry forward general activity (UDA)	-40
16/17 Contracted orthodontic activity (UOA)	0
Carry forward orthodontic activity (UOA)	0
Baseline contract value	£366,748.93

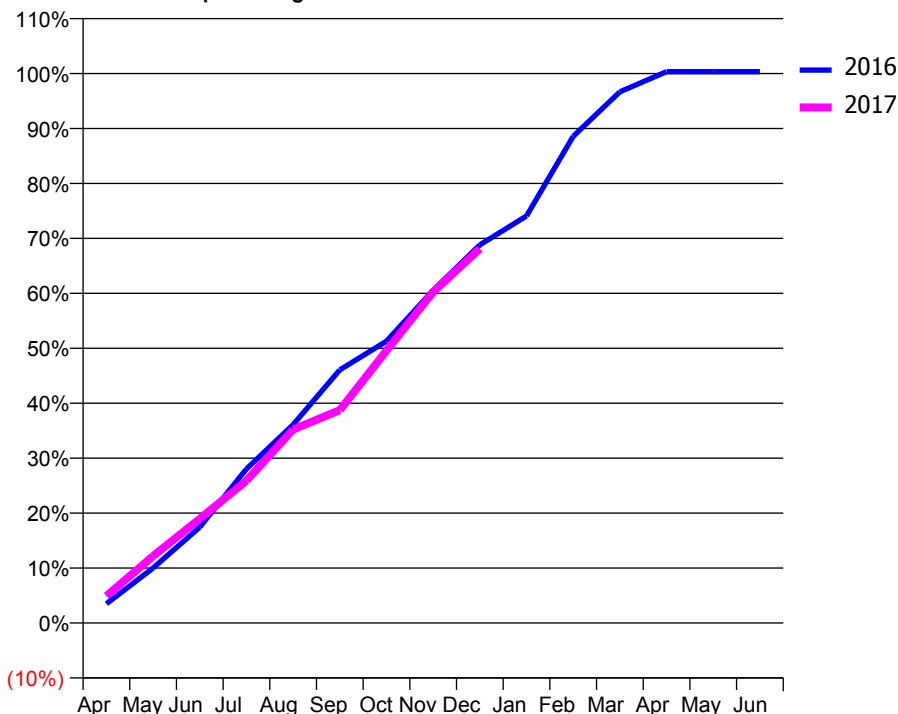
ACCESS*

Patients seen in 24 months	Total	Change since previous quarter
Quarter ending December 2015	3,470	
Quarter ending March 2016	3,489	→
Quarter ending June 2016	3,493	→
Quarter ending September 2016	3,487	→
Quarter ending December 2016	3,483	→
Variance since December 2015	0.4%	→



ACTIVITY

Cumulative percentage of contracted UDA delivered 2016 & 2017



Month	Adjusted Scheduled Activity (UDA)	
	2016	2017
April	421	591
May	1,205	1,468
June	2,099	2,282
July	3,373	3,115
August	4,343	4,238
September	5,544	4,661
October	6,171	5,962
November	7,286	7,247
December	8,279	8,198
January	8,913	
February	10,655	
March	11,629	
April	12,071	
May	12,071	
June	12,071	

QUALITY

	Quantity	Base Number	Contract	AT	Region	England
% of FP17s for the same patient ID Re-attending within 3 months - Children	71	942	7.5%	10.7%	12.1%	12.4%
% of FP17s for the same patient ID Re-attending within 3 months - Adults	417	2,683	15.5%	15.2%	15.9%	16.6%
% of FP17s for the same patient ID Re-attending between 3 & 9 months - Children	536	942	56.9%	55.5%	58.6%	57.5%
% of FP17s for the same patient ID Re-attending between 3 & 9 months - Adults	1,289	2,683	48.0%	48.9%	51.5%	50.4%
% of FP17s for Band 1 Urgent Courses	288	3,439	8.4%	8.5%	8.0%	9.1%
% of FP17s Relating to Free Repair or Replacements	40	3,439	1.2%	0.8%	0.8%	0.8%
% of FP17s Relating to Continuations	32	3,439	0.9%	1.1%	1.2%	1.3%
% of Patients satisfied with the dentistry they have received	14	15	93.3%	93.6%	92.8%	92.7%
% of Patients satisfied with the time they had to wait for an appointment	13	15	86.7%	90.7%	89.2%	88.8%

* This is based on patients treated on this contract for their most recent course of treatment. Figures in italics indicate the base number of FP17s or Patient Questionnaire responses are less than 100. N/A is shown where the base number of responses is less than 10 during the period. % is calculated as Quantity/Base number*100

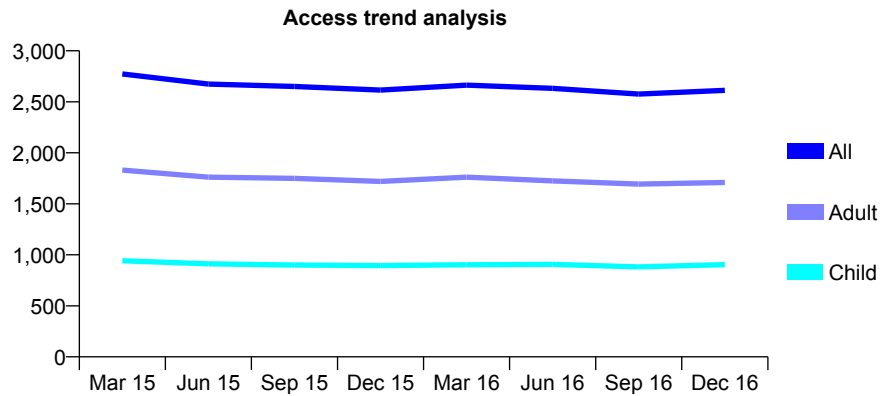
Q57 - Vital Signs At a Glance Contract Report for 105570/0001 - December 2016

Name or company name	Ramsay and Sud
Contract type name	GDS Contract
Purpose of contract	General
Contract start date	01/04/2006
Contract end date	

16/17 Contracted general activity (UDA)	8,500
Carry forward general activity (UDA)	0
16/17 Contracted orthodontic activity (UOA)	0
Carry forward orthodontic activity (UOA)	0
Baseline contract value	£210,718.10

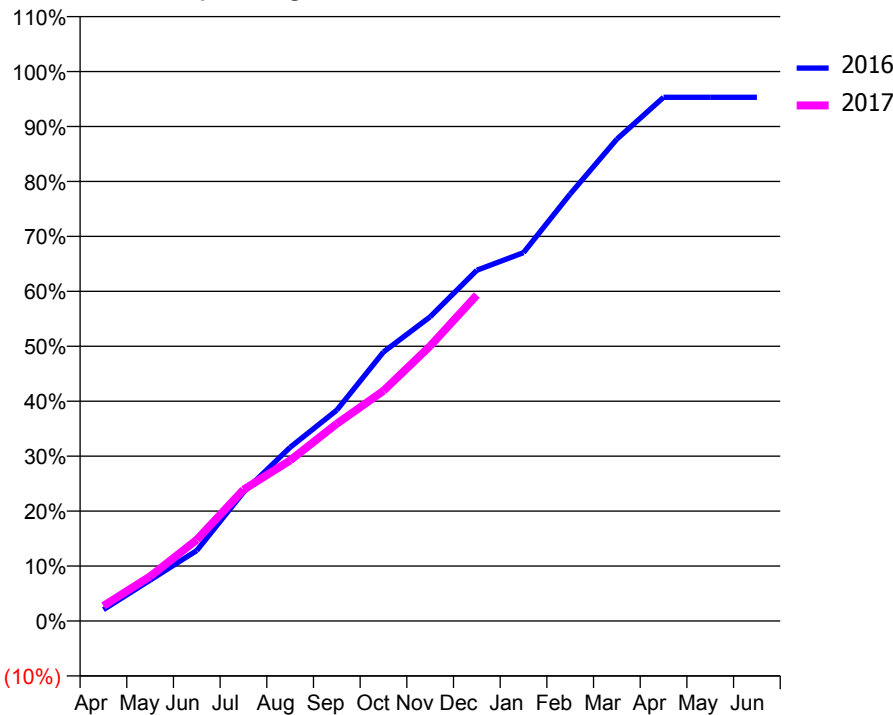
ACCESS*

Patients seen in 24 months	Total	Change since previous quarter
Quarter ending December 2015	2,615	
Quarter ending March 2016	2,663	→
Quarter ending June 2016	2,632	↓
Quarter ending September 2016	2,576	↓
Quarter ending December 2016	2,613	→
Variance since December 2015	(0.1%)	→



ACTIVITY

Cumulative percentage of contracted UDA delivered 2016 & 2017



Month	Adjusted Scheduled Activity (UDA)	
	2016	2017
April	175	235
May	632	691
June	1,091	1,258
July	1,992	2,031
August	2,686	2,485
September	3,261	3,052
October	4,162	3,562
November	4,706	4,255
December	5,425	5,041
January	5,697	
February	6,605	
March	7,453	
April	8,102	
May	8,102	
June	8,102	

QUALITY

	Quantity	Base Number	Contract	AT	Region	England
% of FP17s for the same patient ID Re-attending within 3 months - Children	40	752	5.3%	10.7%	12.1%	12.4%
% of FP17s for the same patient ID Re-attending within 3 months - Adults	299	1,482	20.2%	15.2%	15.9%	16.6%
% of FP17s for the same patient ID Re-attending between 3 & 9 months - Children	318	752	42.3%	55.5%	58.6%	57.5%
% of FP17s for the same patient ID Re-attending between 3 & 9 months - Adults	553	1,482	37.3%	48.9%	51.5%	50.4%
% of FP17s for Band 1 Urgent Courses	47	2,025	2.3%	8.5%	8.0%	9.1%
% of FP17s Relating to Free Repair or Replacements	5	2,025	0.2%	0.8%	0.8%	0.8%
% of FP17s Relating to Continuations	139	2,025	6.9%	1.1%	1.2%	1.3%
% of Patients satisfied with the dentistry they have received	4	4	N/A	93.6%	92.8%	92.7%
% of Patients satisfied with the time they had to wait for an appointment	3	4	N/A	90.7%	89.2%	88.8%

* This is based on patients treated on this contract for their most recent course of treatment. Figures in italics indicate the base number of FP17s or Patient Questionnaire responses are less than 100. N/A is shown where the base number of responses is less than 10 during the period. % is calculated as Quantity/Base number*100

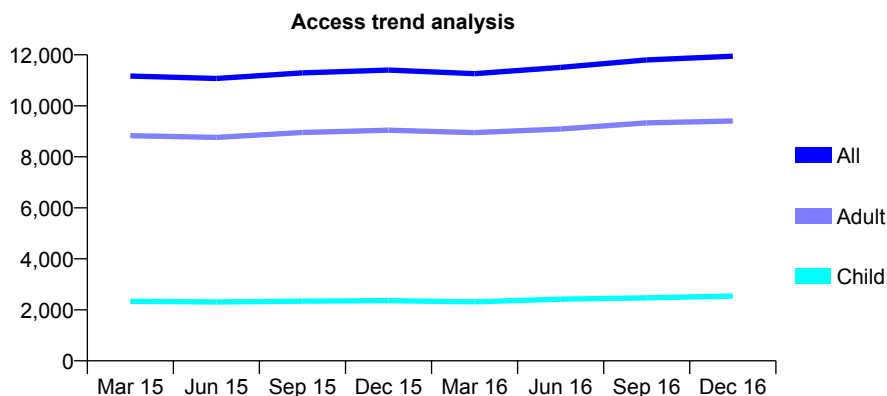
Q57 - Vital Signs At a Glance Contract Report for 107204/0001 - December 2016

Name or company name	A F Clough & T N Clough
Contract type name	GDS Contract
Purpose of contract	General
Contract start date	01/03/2008
Contract end date	

16/17 Contracted general activity (UDA)	29,583
Carry forward general activity (UDA)	-90
16/17 Contracted orthodontic activity (UOA)	0
Carry forward orthodontic activity (UOA)	0
Baseline contract value	£835,772.98

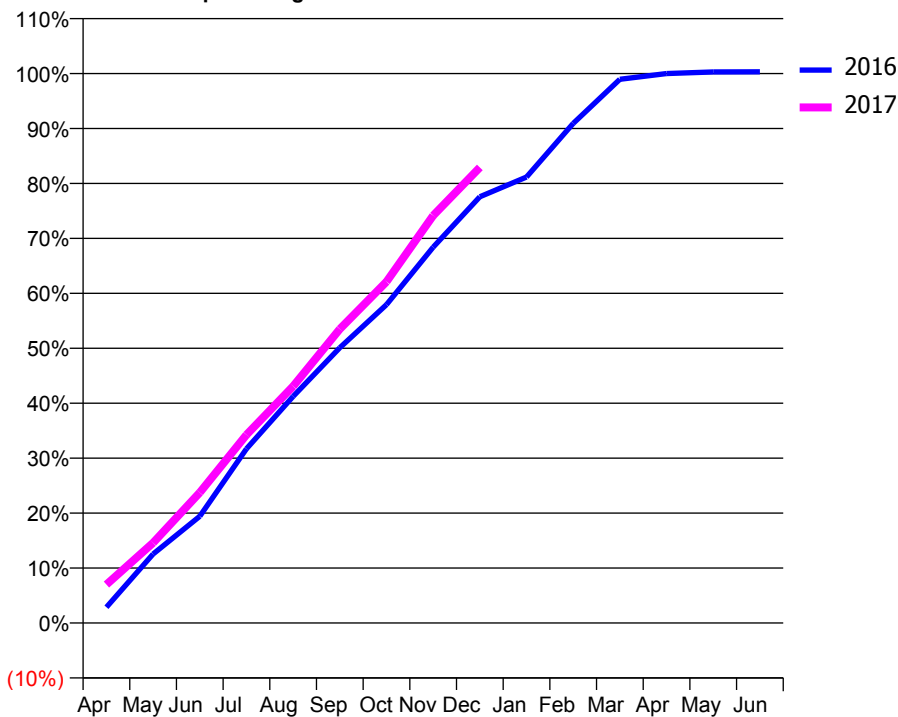
ACCESS*

Patients seen in 24 months	Total	Change since previous quarter
Quarter ending December 2015	11,403	
Quarter ending March 2016	11,262	↓
Quarter ending June 2016	11,506	↑
Quarter ending September 2016	11,800	↑
Quarter ending December 2016	11,947	→
Variance since December 2015	4.8%	↑



ACTIVITY

Cumulative percentage of contracted UDA delivered 2016 & 2017



QUALITY

	Quantity	Base Number	Contract	AT	Region	England
% of FP17s for the same patient ID Re-attending within 3 months - Children	243	3,245	7.5%	10.7%	12.1%	12.4%
% of FP17s for the same patient ID Re-attending within 3 months - Adults	1,540	10,479	14.7%	15.2%	15.9%	16.6%
% of FP17s for the same patient ID Re-attending between 3 & 9 months - Children	1,967	3,245	60.6%	55.5%	58.6%	57.5%
% of FP17s for the same patient ID Re-attending between 3 & 9 months - Adults	5,297	10,479	50.5%	48.9%	51.5%	50.4%
% of FP17s for Band 1 Urgent Courses	1,464	13,494	10.8%	8.5%	8.0%	9.1%
% of FP17s Relating to Free Repair or Replacements	240	13,494	1.8%	0.8%	0.8%	0.8%
% of FP17s Relating to Continuations	156	13,494	1.2%	1.1%	1.2%	1.3%
% of Patients satisfied with the dentistry they have received	24	26	92.3%	93.6%	92.8%	92.7%
% of Patients satisfied with the time they had to wait for an appointment	24	26	92.3%	90.7%	89.2%	88.8%

* This is based on patients treated on this contract for their most recent course of treatment. Figures in italics indicate the base number of FP17s or Patient Questionnaire responses are less than 100. N/A is shown where the base number of responses is less than 10 during the period. % is calculated as Quantity/Base number*100

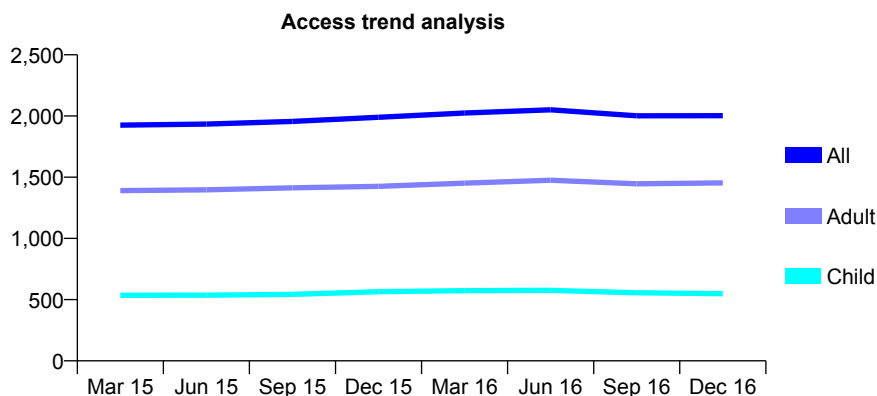
Q57 - Vital Signs At a Glance Contract Report for 108790/0001 - December 2016

Name or company name	Alexander Dental Practice
Contract type name	GDS Contract
Purpose of contract	General
Contract start date	01/09/2010
Contract end date	

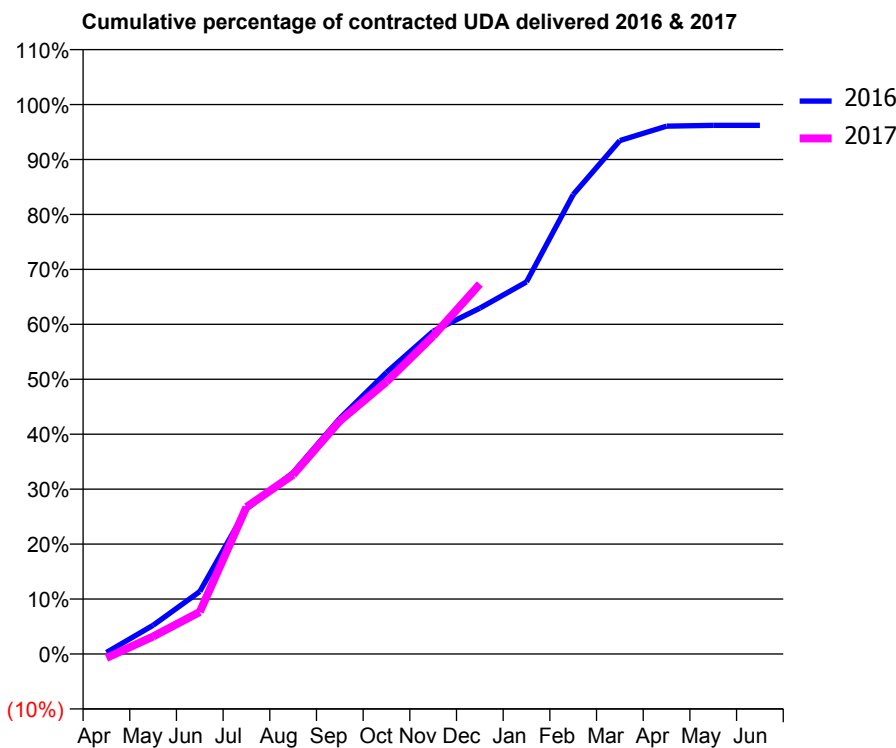
16/17 Contracted general activity (UDA)	5,000
Carry forward general activity (UDA)	189
16/17 Contracted orthodontic activity (UOA)	0
Carry forward orthodontic activity (UOA)	0
Baseline contract value	£140,703.57

ACCESS*

Patients seen in 24 months	Total	Change since previous quarter
Quarter ending December 2015	1,990	
Quarter ending March 2016	2,024	→
Quarter ending June 2016	2,051	→
Quarter ending September 2016	2,002	↓
Quarter ending December 2016	2,003	→
Variance since December 2015	0.7%	→



ACTIVITY



Month	Adjusted Scheduled Activity (UDA)	
	2016	2017
April	14	-37
May	262	159
June	569	382
July	1,319	1,338
August	1,650	1,632
September	2,145	2,121
October	2,562	2,478
November	2,937	2,893
December	3,147	3,367
January	3,386	
February	4,180	
March	4,672	
April	4,803	
May	4,811	
June	4,811	

QUALITY

	Quantity	Base Number	Contract	AT	Region	England
% of FP17s for the same patient ID Re-attending within 3 months - Children	38	475	8.0%	10.7%	12.1%	12.4%
% of FP17s for the same patient ID Re-attending within 3 months - Adults	172	1,214	14.2%	15.2%	15.9%	16.6%
% of FP17s for the same patient ID Re-attending between 3 & 9 months - Children	186	475	39.2%	55.5%	58.6%	57.5%
% of FP17s for the same patient ID Re-attending between 3 & 9 months - Adults	437	1,214	36.0%	48.9%	51.5%	50.4%
% of FP17s for Band 1 Urgent Courses	275	1,567	17.5%	8.5%	8.0%	9.1%
% of FP17s Relating to Free Repair or Replacements	2	1,567	0.1%	0.8%	0.8%	0.8%
% of FP17s Relating to Continuations	11	1,567	0.7%	1.1%	1.2%	1.3%
% of Patients satisfied with the dentistry they have received	3	3	N/A	93.6%	92.8%	92.7%
% of Patients satisfied with the time they had to wait for an appointment	3	3	N/A	90.7%	89.2%	88.8%

* This is based on patients treated on this contract for their most recent course of treatment. Figures in italics indicate the base number of FP17s or Patient Questionnaire responses are less than 100. N/A is shown where the base number of responses is less than 10 during the period. % is calculated as Quantity/Base number*100

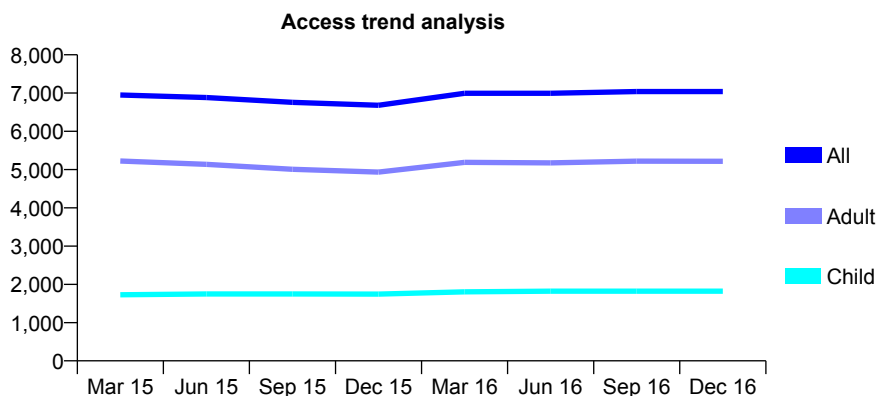
Q57 - Vital Signs At a Glance Contract Report for 109231/0001 - December 2016

Name or company name	E. Harunani & M. Kanani
Contract type name	GDS Contract
Purpose of contract	General
Contract start date	01/07/2010
Contract end date	

16/17 Contracted general activity (UDA)	20,850
Carry forward general activity (UDA)	456
16/17 Contracted orthodontic activity (UOA)	0
Carry forward orthodontic activity (UOA)	0
Baseline contract value	£514,312.82

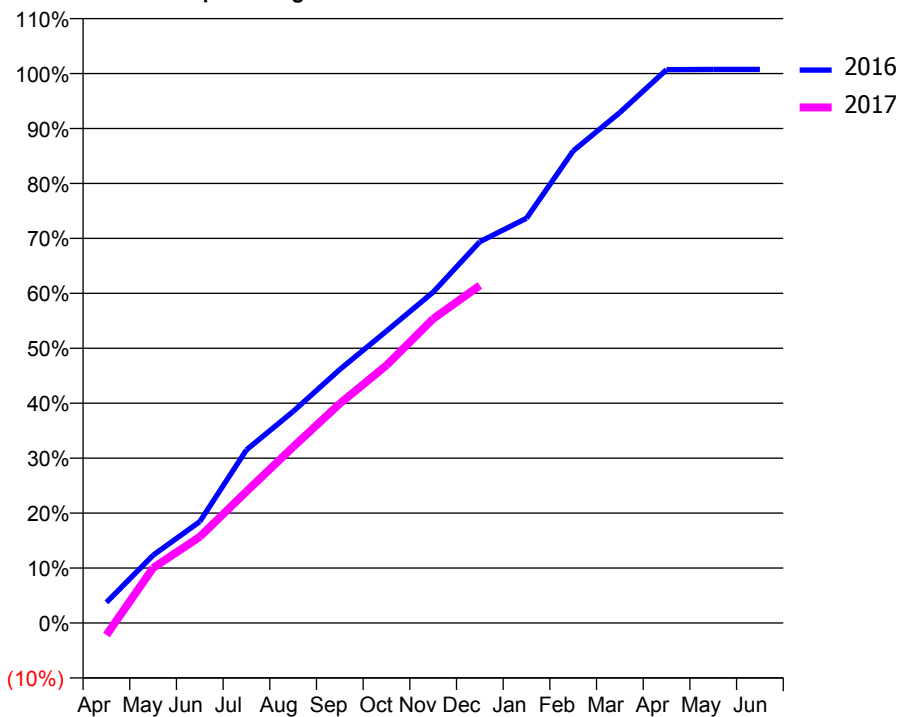
ACCESS*

Patients seen in 24 months	Total	Change since previous quarter
Quarter ending December 2015	6,679	
Quarter ending March 2016	6,993	↑
Quarter ending June 2016	6,995	→
Quarter ending September 2016	7,040	→
Quarter ending December 2016	7,039	→
Variance since December 2015	5.4%	↑



ACTIVITY

Cumulative percentage of contracted UDA delivered 2016 & 2017



Month	Adjusted Scheduled Activity (UDA)	
	2016	2017
April	781	-456
May	2,574	2,094
June	3,848	3,271
July	6,570	4,993
August	8,027	6,683
September	9,620	8,328
October	11,079	9,780
November	12,558	11,544
December	14,469	12,808
January	15,360	
February	17,913	
March	19,372	
April	20,997	
May	21,007	
June	21,004	

QUALITY

	Quantity	Base Number	Contract	AT	Region	England
% of FP17s for the same patient ID Re-attending within 3 months - Children	125	2,030	6.2%	10.7%	12.1%	12.4%
% of FP17s for the same patient ID Re-attending within 3 months - Adults	928	5,471	17.0%	15.2%	15.9%	16.6%
% of FP17s for the same patient ID Re-attending between 3 & 9 months - Children	1,254	2,030	61.8%	55.5%	58.6%	57.5%
% of FP17s for the same patient ID Re-attending between 3 & 9 months - Adults	2,644	5,471	48.3%	48.9%	51.5%	50.4%
% of FP17s for Band 1 Urgent Courses	1,121	6,747	16.6%	8.5%	8.0%	9.1%
% of FP17s Relating to Free Repair or Replacements	7	6,747	0.1%	0.8%	0.8%	0.8%
% of FP17s Relating to Continuations	84	6,747	1.2%	1.1%	1.2%	1.3%
% of Patients satisfied with the dentistry they have received	5	6	N/A	93.6%	92.8%	92.7%
% of Patients satisfied with the time they had to wait for an appointment	5	6	N/A	90.7%	89.2%	88.8%

* This is based on patients treated on this contract for their most recent course of treatment. Figures in italics indicate the base number of FP17s or Patient Questionnaire responses are less than 100. N/A is shown where the base number of responses is less than 10 during the period. % is calculated as Quantity/Base number*100

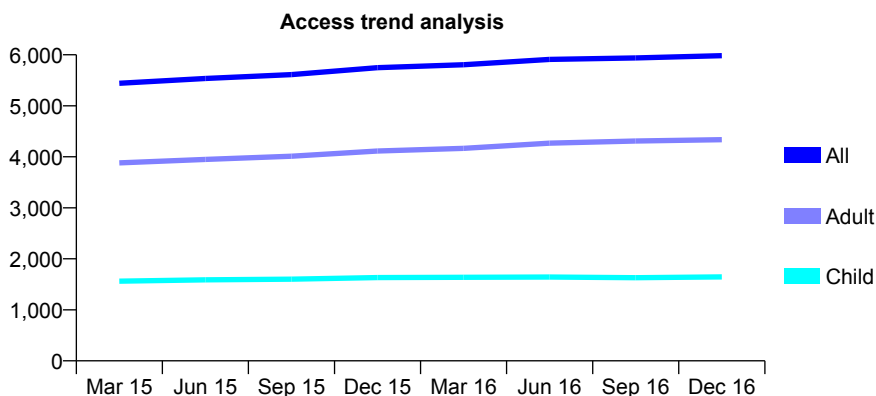
Q57 - Vital Signs At a Glance Contract Report for 109894/0001 - December 2016

Name or company name	Mr T C Patel and Mrs K Patel
Contract type name	GDS Contract
Purpose of contract	General
Contract start date	01/05/2011
Contract end date	

16/17 Contracted general activity (UDA)	12,494
Carry forward general activity (UDA)	-27
16/17 Contracted orthodontic activity (UOA)	0
Carry forward orthodontic activity (UOA)	0
Baseline contract value	£293,755.61

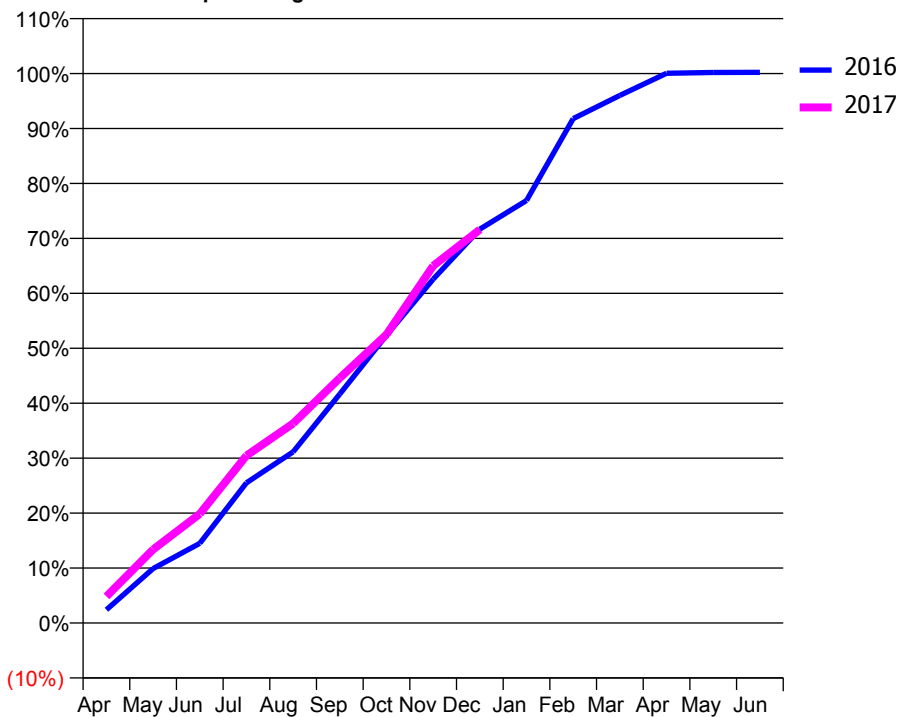
ACCESS*

Patients seen in 24 months	Total	Change since previous quarter
Quarter ending December 2015	5,747	
Quarter ending March 2016	5,804	→
Quarter ending June 2016	5,911	→
Quarter ending September 2016	5,939	→
Quarter ending December 2016	5,982	→
Variance since December 2015	4.1%	↑



ACTIVITY

Cumulative percentage of contracted UDA delivered 2016 & 2017



Month	Adjusted Scheduled Activity (UDA)	
	2016	2017
April	303	606
May	1,238	1,671
June	1,813	2,480
July	3,189	3,808
August	3,890	4,537
September	5,206	5,571
October	6,540	6,561
November	7,816	8,121
December	8,955	8,947
January	9,607	
February	11,468	
March	11,997	
April	12,500	
May	12,518	
June	12,521	

QUALITY

	Quantity	Base Number	Contract	AT	Region	England
% of FP17s for the same patient ID Re-attending within 3 months - Children	146	1,949	7.5%	10.7%	12.1%	12.4%
% of FP17s for the same patient ID Re-attending within 3 months - Adults	562	4,290	13.1%	15.2%	15.9%	16.6%
% of FP17s for the same patient ID Re-attending between 3 & 9 months - Children	1,272	1,949	65.3%	55.5%	58.6%	57.5%
% of FP17s for the same patient ID Re-attending between 3 & 9 months - Adults	2,181	4,290	50.8%	48.9%	51.5%	50.4%
% of FP17s for Band 1 Urgent Courses	278	4,935	5.6%	8.5%	8.0%	9.1%
% of FP17s Relating to Free Repair or Replacements	49	4,935	1.0%	0.8%	0.8%	0.8%
% of FP17s Relating to Continuations	21	4,935	0.4%	1.1%	1.2%	1.3%
% of Patients satisfied with the dentistry they have received	8	8	N/A	93.6%	92.8%	92.7%
% of Patients satisfied with the time they had to wait for an appointment	7	8	N/A	90.7%	89.2%	88.8%

* This is based on patients treated on this contract for their most recent course of treatment. Figures in italics indicate the base number of FP17s or Patient Questionnaire responses are less than 100. N/A is shown where the base number of responses is less than 10 during the period. % is calculated as Quantity/Base number*100

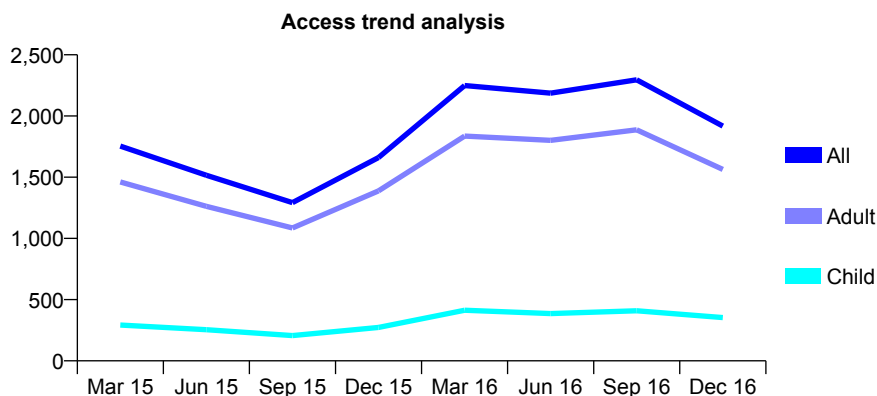
Q57 - Vital Signs At a Glance Contract Report for 109991/0001 - December 2016

Name or company name	MR CP ELMES
Contract type name	GDS Contract
Purpose of contract	General
Contract start date	01/03/2014
Contract end date	

16/17 Contracted general activity (UDA)	6,975
Carry forward general activity (UDA)	0
16/17 Contracted orthodontic activity (UOA)	0
Carry forward orthodontic activity (UOA)	0
Baseline contract value	£154,950.20

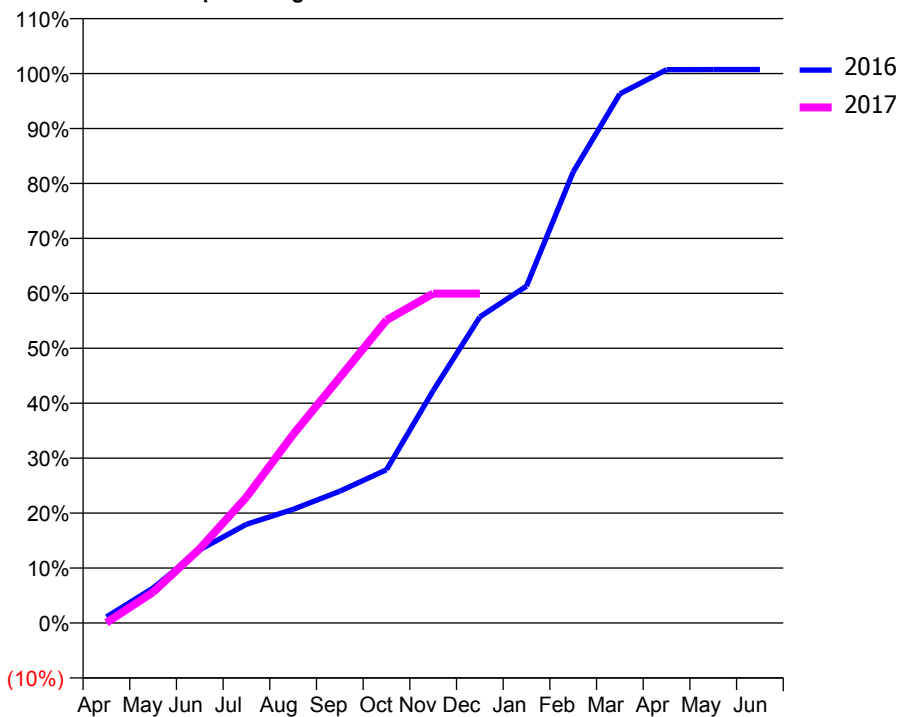
ACCESS*

Patients seen in 24 months	Total	Change since previous quarter
Quarter ending December 2015	1,661	
Quarter ending March 2016	2,249	↑
Quarter ending June 2016	2,187	↓
Quarter ending September 2016	2,296	↑
Quarter ending December 2016	1,918	↓
Variance since December 2015	15.5%	↑



ACTIVITY

Cumulative percentage of contracted UDA delivered 2016 & 2017



Month	Adjusted Scheduled Activity (UDA)	
	2016	2017
April	77	4
May	444	392
June	931	943
July	1,254	1,598
August	1,443	2,393
September	1,673	3,116
October	1,946	3,845
November	2,950	4,182
December	3,885	4,182
January	4,276	
February	5,725	
March	6,718	
April	7,023	
May	7,025	
June	7,025	

QUALITY

	Quantity	Base Number	Contract	AT	Region	England
% of FP17s for the same patient ID Re-attending within 3 months - Children	17	382	4.5%	10.7%	12.1%	12.4%
% of FP17s for the same patient ID Re-attending within 3 months - Adults	166	1,690	9.8%	15.2%	15.9%	16.6%
% of FP17s for the same patient ID Re-attending between 3 & 9 months - Children	206	382	53.9%	55.5%	58.6%	57.5%
% of FP17s for the same patient ID Re-attending between 3 & 9 months - Adults	911	1,690	53.9%	48.9%	51.5%	50.4%
% of FP17s for Band 1 Urgent Courses	76	1,974	3.9%	8.5%	8.0%	9.1%
% of FP17s Relating to Free Repair or Replacements	10	1,974	0.5%	0.8%	0.8%	0.8%
% of FP17s Relating to Continuations	1	1,974	0.1%	1.1%	1.2%	1.3%
% of Patients satisfied with the dentistry they have received	5	5	N/A	93.6%	92.8%	92.7%
% of Patients satisfied with the time they had to wait for an appointment	3	5	N/A	90.7%	89.2%	88.8%

* This is based on patients treated on this contract for their most recent course of treatment. Figures in italics indicate the base number of FP17s or Patient Questionnaire responses are less than 100. N/A is shown where the base number of responses is less than 10 during the period. % is calculated as Quantity/Base number*100

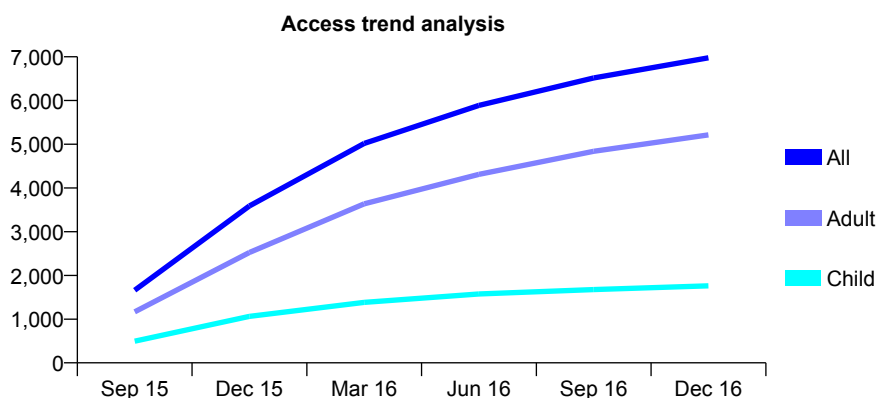
Q57 - Vital Signs At a Glance Contract Report for 110299/0002 - December 2016

Name or company name	J A Copsey and A K Khosla
Contract type name	GDS Contract
Purpose of contract	General
Contract start date	01/07/2015
Contract end date	

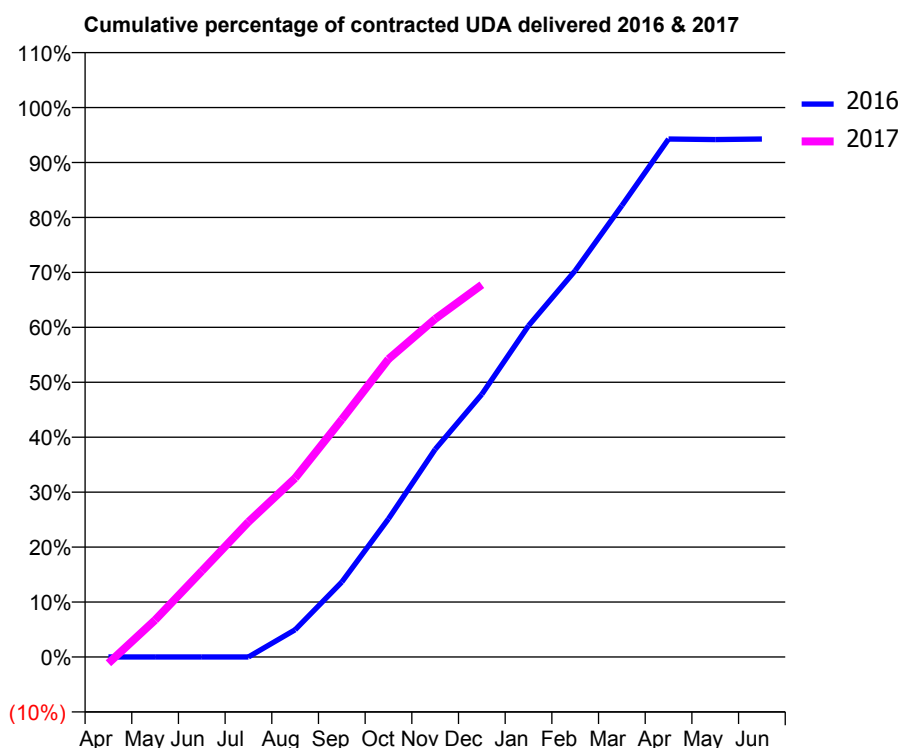
16/17 Contracted general activity (UDA)	20,223
Carry forward general activity (UDA)	233
16/17 Contracted orthodontic activity (UOA)	0
Carry forward orthodontic activity (UOA)	0
Baseline contract value	£608,496.44

ACCESS*

Patients seen in 24 months	Total	Change since previous quarter
Quarter ending December 2015	3,588	
Quarter ending March 2016	5,019	↑
Quarter ending June 2016	5,887	↑
Quarter ending September 2016	6,516	↑
Quarter ending December 2016	6,977	↑
Variance since December 2015	94.5%	↑



ACTIVITY



Month	Adjusted Scheduled Activity (UDA)	
	2016	2017
April	0	-233
May	0	1,364
June	0	3,161
July	0	4,974
August	736	6,585
September	2,020	8,741
October	3,725	10,966
November	5,596	12,443
December	7,079	13,700
January	8,926	
February	10,408	
March	12,160	
April	13,953	
May	13,941	
June	13,953	

QUALITY

	Quantity	Base Number	Contract	AT	Region	England
% of FP17s for the same patient ID Re-attending within 3 months - Children	93	1,833	5.1%	10.7%	12.1%	12.4%
% of FP17s for the same patient ID Re-attending within 3 months - Adults	678	5,449	12.4%	15.2%	15.9%	16.6%
% of FP17s for the same patient ID Re-attending between 3 & 9 months - Children	933	1,833	50.9%	55.5%	58.6%	57.5%
% of FP17s for the same patient ID Re-attending between 3 & 9 months - Adults	2,445	5,449	44.9%	48.9%	51.5%	50.4%
% of FP17s for Band 1 Urgent Courses	437	6,483	6.7%	8.5%	8.0%	9.1%
% of FP17s Relating to Free Repair or Replacements	45	6,483	0.7%	0.8%	0.8%	0.8%
% of FP17s Relating to Continuations	46	6,483	0.7%	1.1%	1.2%	1.3%
% of Patients satisfied with the dentistry they have received	9	9	N/A	93.6%	92.8%	92.7%
% of Patients satisfied with the time they had to wait for an appointment	9	9	N/A	90.7%	89.2%	88.8%

* This is based on patients treated on this contract for their most recent course of treatment. Figures in italics indicate the base number of FP17s or Patient Questionnaire responses are less than 100. N/A is shown where the base number of responses is less than 10 during the period. % is calculated as Quantity/Base number*100

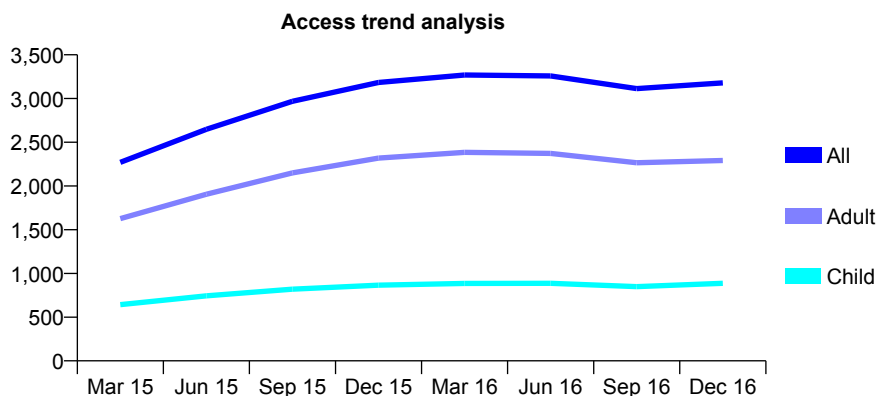
Q57 - Vital Signs At a Glance Contract Report for 110329/0001 - December 2016

Name or company name	Mr Yap & Mr Dhamu
Contract type name	GDS Contract
Purpose of contract	General
Contract start date	01/04/2014
Contract end date	

16/17 Contracted general activity (UDA)	9,860
Carry forward general activity (UDA)	-197
16/17 Contracted orthodontic activity (UOA)	0
Carry forward orthodontic activity (UOA)	0
Baseline contract value	£312,470.66

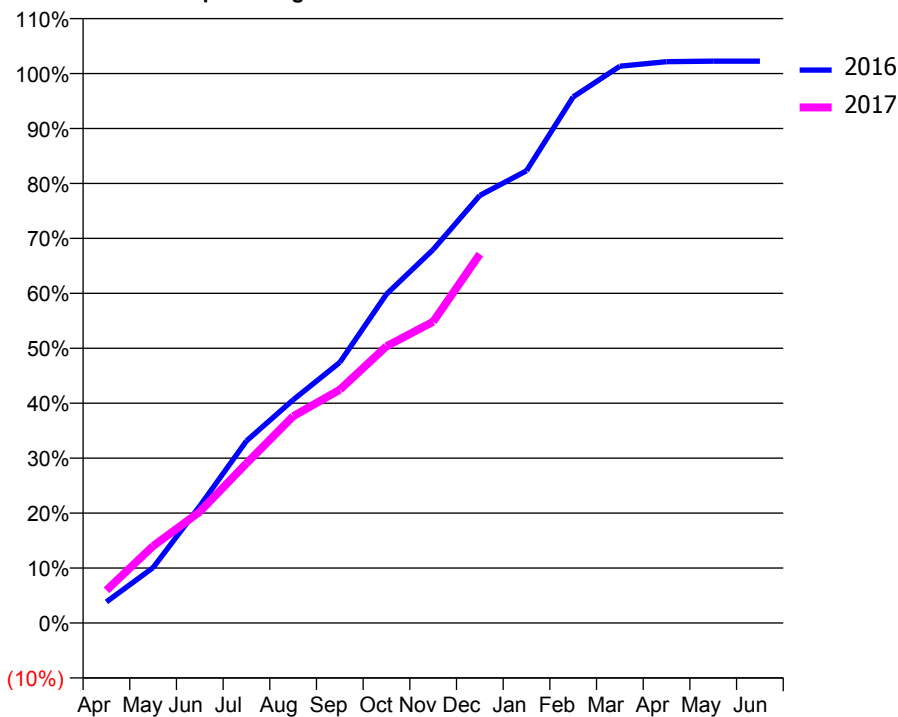
ACCESS*

Patients seen in 24 months	Total	Change since previous quarter
Quarter ending December 2015	3,184	
Quarter ending March 2016	3,269	↑
Quarter ending June 2016	3,259	→
Quarter ending September 2016	3,114	↓
Quarter ending December 2016	3,179	↑
Variance since December 2015	(0.2%)	→



ACTIVITY

Cumulative percentage of contracted UDA delivered 2016 & 2017



Month	Adjusted Scheduled Activity (UDA)	
	2016	2017
April	379	586
May	994	1,381
June	2,099	1,996
July	3,266	2,866
August	4,004	3,709
September	4,675	4,185
October	5,903	4,967
November	6,700	5,406
December	7,672	6,619
January	8,116	
February	9,441	
March	9,990	
April	10,073	
May	10,082	
June	10,082	

QUALITY

	Quantity	Base Number	Contract	AT	Region	England
% of FP17s for the same patient ID Re-attending within 3 months - Children	34	673	5.1%	10.7%	12.1%	12.4%
% of FP17s for the same patient ID Re-attending within 3 months - Adults	121	1,664	7.3%	15.2%	15.9%	16.6%
% of FP17s for the same patient ID Re-attending between 3 & 9 months - Children	157	673	23.3%	55.5%	58.6%	57.5%
% of FP17s for the same patient ID Re-attending between 3 & 9 months - Adults	511	1,664	30.7%	48.9%	51.5%	50.4%
% of FP17s for Band 1 Urgent Courses	131	2,306	5.7%	8.5%	8.0%	9.1%
% of FP17s Relating to Free Repair or Replacements	0	2,306	0.0%	0.8%	0.8%	0.8%
% of FP17s Relating to Continuations	0	2,306	0.0%	1.1%	1.2%	1.3%
% of Patients satisfied with the dentistry they have received	15	16	93.8%	93.6%	92.8%	92.7%
% of Patients satisfied with the time they had to wait for an appointment	15	16	93.8%	90.7%	89.2%	88.8%

* This is based on patients treated on this contract for their most recent course of treatment. Figures in italics indicate the base number of FP17s or Patient Questionnaire responses are less than 100. N/A is shown where the base number of responses is less than 10 during the period. % is calculated as Quantity/Base number*100

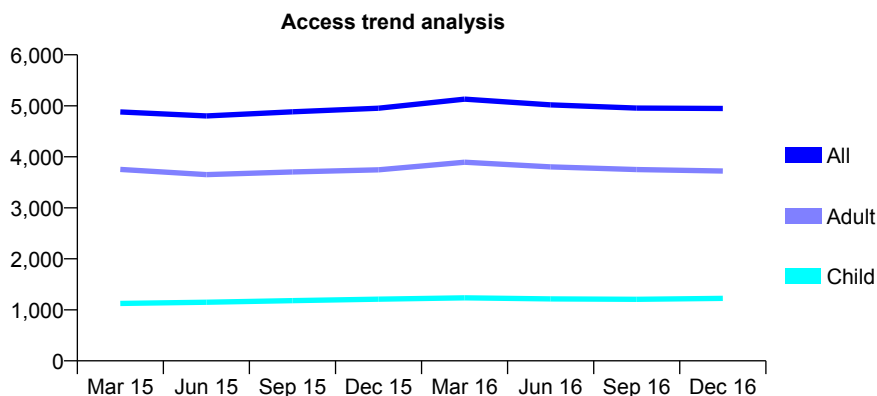
Q57 - Vital Signs At a Glance Contract Report for 110523/0001 - December 2016

Name or company name	E Harunani, M Kanani & M N Harunani
Contract type name	PDS Plus Contract
Purpose of contract	General
Contract start date	01/04/2012
Contract end date	31/05/2017

16/17 Contracted general activity (UDA)	15,247
Carry forward general activity (UDA)	0
16/17 Contracted orthodontic activity (UOA)	0
Carry forward orthodontic activity (UOA)	0
Baseline contract value	£191,650.65

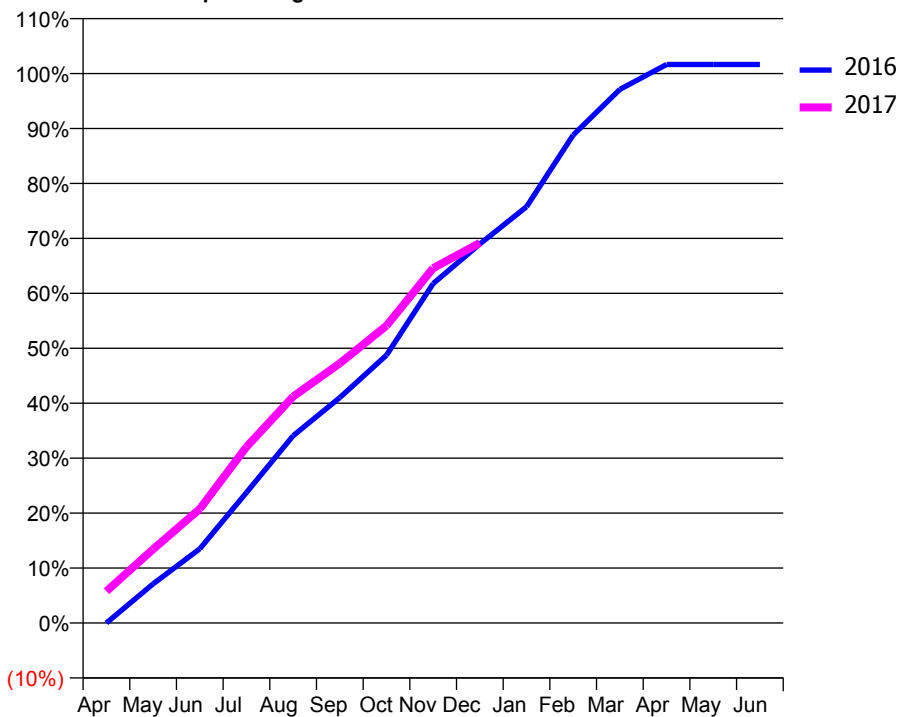
ACCESS*

Patients seen in 24 months	Total	Change since previous quarter
Quarter ending December 2015	4,953	
Quarter ending March 2016	5,130	↑
Quarter ending June 2016	5,018	↓
Quarter ending September 2016	4,956	↓
Quarter ending December 2016	4,947	→
Variance since December 2015	(0.1%)	→



ACTIVITY

Cumulative percentage of contracted UDA delivered 2016 & 2017



Month	Adjusted Scheduled Activity (UDA)	
	2016	2017
April	3	884
May	1,088	2,047
June	2,060	3,167
July	3,620	4,885
August	5,198	6,285
September	6,254	7,207
October	7,431	8,249
November	9,417	9,847
December	10,518	10,547
January	11,549	
February	13,539	
March	14,805	
April	15,498	
May	15,498	
June	15,498	

QUALITY

	Quantity	Base Number	Contract	AT	Region	England
% of FP17s for the same patient ID Re-attending within 3 months - Children	112	1,196	9.4%	10.7%	12.1%	12.4%
% of FP17s for the same patient ID Re-attending within 3 months - Adults	667	3,349	19.9%	15.2%	15.9%	16.6%
% of FP17s for the same patient ID Re-attending between 3 & 9 months - Children	592	1,196	49.5%	55.5%	58.6%	57.5%
% of FP17s for the same patient ID Re-attending between 3 & 9 months - Adults	1,382	3,349	41.3%	48.9%	51.5%	50.4%
% of FP17s for Band 1 Urgent Courses	574	4,346	13.2%	8.5%	8.0%	9.1%
% of FP17s Relating to Free Repair or Replacements	7	4,346	0.2%	0.8%	0.8%	0.8%
% of FP17s Relating to Continuations	185	4,346	4.3%	1.1%	1.2%	1.3%
% of Patients satisfied with the dentistry they have received	13	14	92.9%	93.6%	92.8%	92.7%
% of Patients satisfied with the time they had to wait for an appointment	13	14	92.9%	90.7%	89.2%	88.8%

* This is based on patients treated on this contract for their most recent course of treatment. Figures in italics indicate the base number of FP17s or Patient Questionnaire responses are less than 100. N/A is shown where the base number of responses is less than 10 during the period. % is calculated as Quantity/Base number*100

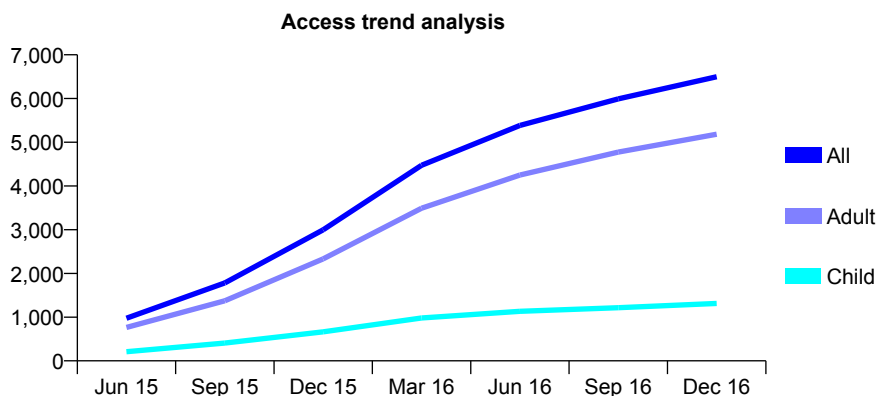
Q57 - Vital Signs At a Glance Contract Report for 111074/0001 - December 2016

Name or company name	Cygnets Dental Practice
Contract type name	GDS Contract
Purpose of contract	General
Contract start date	01/04/2015
Contract end date	

16/17 Contracted general activity (UDA)	21,884
Carry forward general activity (UDA)	0
16/17 Contracted orthodontic activity (UOA)	0
Carry forward orthodontic activity (UOA)	0
Baseline contract value	£526,156.77

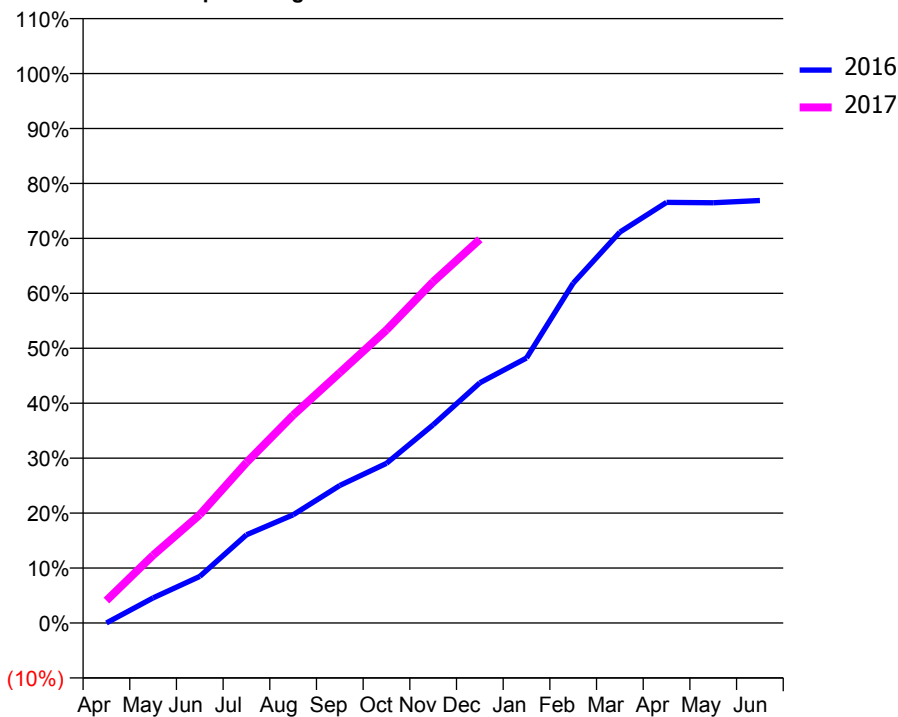
ACCESS*

Patients seen in 24 months	Total	Change since previous quarter
Quarter ending December 2015	2,996	
Quarter ending March 2016	4,473	↑
Quarter ending June 2016	5,384	↑
Quarter ending September 2016	5,991	↑
Quarter ending December 2016	6,497	↑
Variance since December 2015	116.9%	↑



ACTIVITY

Cumulative percentage of contracted UDA delivered 2016 & 2017



Month	Adjusted Scheduled Activity (UDA)	
	2016	2017
April	0	894
May	1,003	2,702
June	1,858	4,317
July	3,512	6,389
August	4,310	8,276
September	5,478	9,970
October	6,358	11,672
November	7,893	13,593
December	9,568	15,283
January	10,555	
February	13,535	
March	15,569	
April	16,753	
May	16,739	
June	16,825	

QUALITY

	Quantity	Base Number	Contract	AT	Region	England
% of FP17s for the same patient ID Re-attending within 3 months - Children	134	1,509	8.9%	10.7%	12.1%	12.4%
% of FP17s for the same patient ID Re-attending within 3 months - Adults	894	6,042	14.8%	15.2%	15.9%	16.6%
% of FP17s for the same patient ID Re-attending between 3 & 9 months - Children	732	1,509	48.5%	55.5%	58.6%	57.5%
% of FP17s for the same patient ID Re-attending between 3 & 9 months - Adults	2,584	6,042	42.8%	48.9%	51.5%	50.4%
% of FP17s for Band 1 Urgent Courses	696	7,138	9.8%	8.5%	8.0%	9.1%
% of FP17s Relating to Free Repair or Replacements	83	7,138	1.2%	0.8%	0.8%	0.8%
% of FP17s Relating to Continuations	97	7,138	1.4%	1.1%	1.2%	1.3%
% of Patients satisfied with the dentistry they have received	14	16	87.5%	93.6%	92.8%	92.7%
% of Patients satisfied with the time they had to wait for an appointment	15	16	93.8%	90.7%	89.2%	88.8%

* This is based on patients treated on this contract for their most recent course of treatment. Figures in italics indicate the base number of FP17s or Patient Questionnaire responses are less than 100. N/A is shown where the base number of responses is less than 10 during the period. % is calculated as Quantity/Base number*100

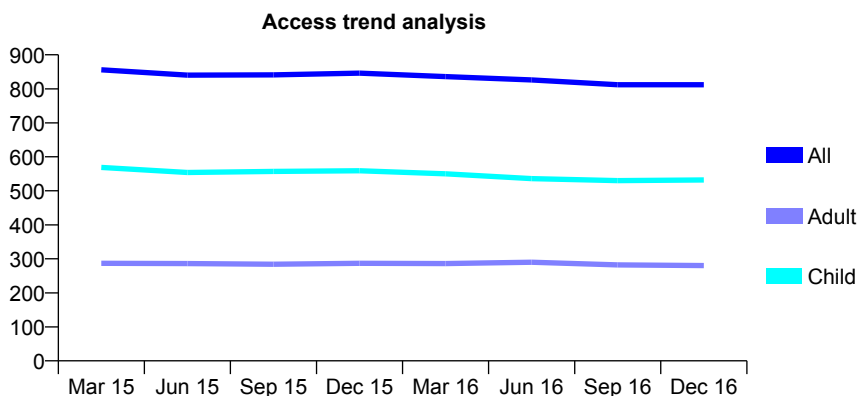
Q57 - Vital Signs At a Glance Contract Report for 112232/0001 - December 2016

Name or company name	M Duncan & K Singh
Contract type name	GDS Contract
Purpose of contract	General
Contract start date	01/04/2009
Contract end date	

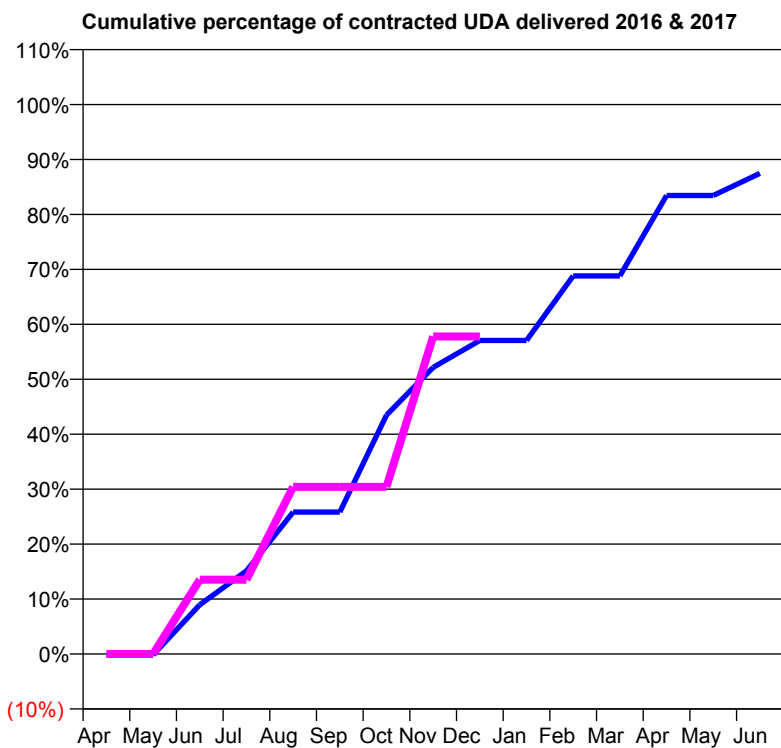
16/17 Contracted general activity (UDA)	2,000
Carry forward general activity (UDA)	0
16/17 Contracted orthodontic activity (UOA)	0
Carry forward orthodontic activity (UOA)	0
Baseline contract value	£47,486.94

ACCESS*

Patients seen in 24 months	Total	Change since previous quarter
Quarter ending December 2015	846	
Quarter ending March 2016	836	↓
Quarter ending June 2016	826	↓
Quarter ending September 2016	812	↓
Quarter ending December 2016	812	→
Variance since December 2015	(4.0%)	↓



ACTIVITY



Month	Adjusted Scheduled Activity (UDA)	
	2016	2017
April	-4	0
May	-4	0
June	179	270
July	302	270
August	517	609
September	517	609
October	870	609
November	1,043	1,156
December	1,141	1,156
January	1,141	
February	1,376	
March	1,376	
April	1,669	
May	1,669	
June	1,749	

QUALITY

	Quantity	Base Number	Contract	AT	Region	England
% of FP17s for the same patient ID Re-attending within 3 months - Children	39	768	5.1%	10.7%	12.1%	12.4%
% of FP17s for the same patient ID Re-attending within 3 months - Adults	15	223	6.7%	15.2%	15.9%	16.6%
% of FP17s for the same patient ID Re-attending between 3 & 9 months - Children	570	768	74.2%	55.5%	58.6%	57.5%
% of FP17s for the same patient ID Re-attending between 3 & 9 months - Adults	97	223	43.5%	48.9%	51.5%	50.4%
% of FP17s for Band 1 Urgent Courses	45	746	6.0%	8.5%	8.0%	9.1%
% of FP17s Relating to Free Repair or Replacements	0	746	0.0%	0.8%	0.8%	0.8%
% of FP17s Relating to Continuations	3	746	0.4%	1.1%	1.2%	1.3%
% of Patients satisfied with the dentistry they have received	1	1	N/A	93.6%	92.8%	92.7%
% of Patients satisfied with the time they had to wait for an appointment	1	1	N/A	90.7%	89.2%	88.8%

* This is based on patients treated on this contract for their most recent course of treatment. Figures in italics indicate the base number of FP17s or Patient Questionnaire responses are less than 100. N/A is shown where the base number of responses is less than 10 during the period. % is calculated as Quantity/Base number*100

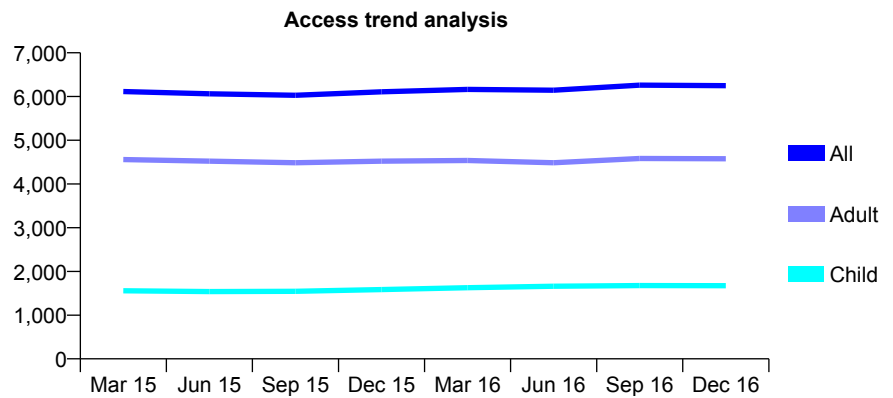
Q57 - Vital Signs At a Glance Contract Report for 114944/0001 - December 2016

Name or company name	Hockley Dental Care
Contract type name	GDS Contract
Purpose of contract	General
Contract start date	01/10/2010
Contract end date	

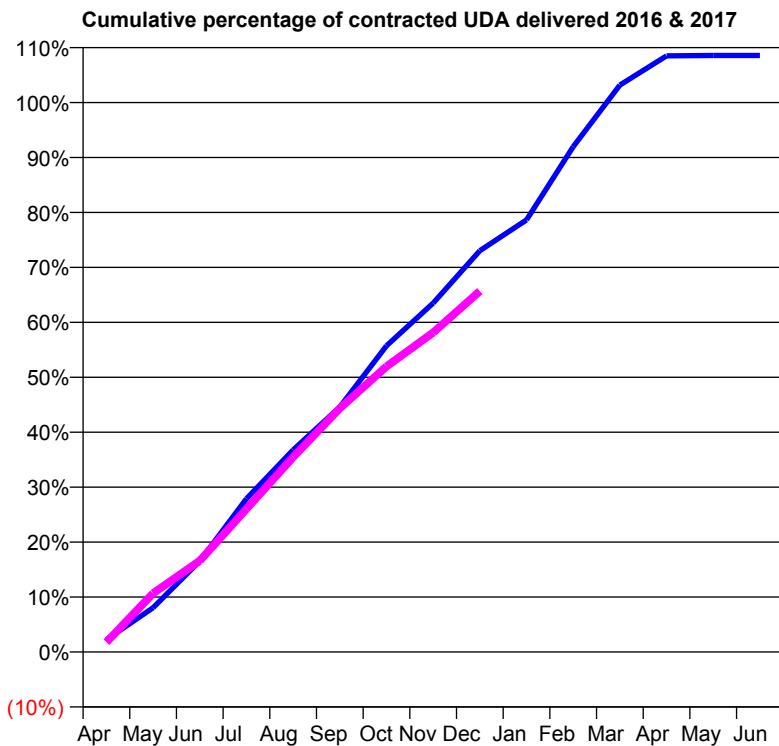
16/17 Contracted general activity (UDA)	16,000
Carry forward general activity (UDA)	232
16/17 Contracted orthodontic activity (UOA)	0
Carry forward orthodontic activity (UOA)	0
Baseline contract value	£383,616.65

ACCESS*

Patients seen in 24 months	Total	Change since previous quarter
Quarter ending December 2015	6,108	
Quarter ending March 2016	6,162	→
Quarter ending June 2016	6,145	→
Quarter ending September 2016	6,260	→
Quarter ending December 2016	6,249	→
Variance since December 2015	2.3%	↑



ACTIVITY



Month	Adjusted Scheduled Activity (UDA)	
	2016	2017
April	358	287
May	1,290	1,709
June	2,651	2,659
July	4,463	4,168
August	5,883	5,676
September	7,133	7,095
October	8,918	8,316
November	10,160	9,299
December	11,686	10,510
January	12,584	
February	14,714	
March	16,507	
April	17,357	
May	17,370	
June	17,369	

QUALITY

	Quantity	Base Number	Contract	AT	Region	England
% of FP17s for the same patient ID Re-attending within 3 months - Children	95	1,632	5.8%	10.7%	12.1%	12.4%
% of FP17s for the same patient ID Re-attending within 3 months - Adults	545	4,210	12.9%	15.2%	15.9%	16.6%
% of FP17s for the same patient ID Re-attending between 3 & 9 months - Children	888	1,632	54.4%	55.5%	58.6%	57.5%
% of FP17s for the same patient ID Re-attending between 3 & 9 months - Adults	1,772	4,210	42.1%	48.9%	51.5%	50.4%
% of FP17s for Band 1 Urgent Courses	868	5,411	16.0%	8.5%	8.0%	9.1%
% of FP17s Relating to Free Repair or Replacements	22	5,411	0.4%	0.8%	0.8%	0.8%
% of FP17s Relating to Continuations	16	5,411	0.3%	1.1%	1.2%	1.3%
% of Patients satisfied with the dentistry they have received	6	7	N/A	93.6%	92.8%	92.7%
% of Patients satisfied with the time they had to wait for an appointment	7	7	N/A	90.7%	89.2%	88.8%

* This is based on patients treated on this contract for their most recent course of treatment. Figures in italics indicate the base number of FP17s or Patient Questionnaire responses are less than 100. N/A is shown where the base number of responses is less than 10 during the period. % is calculated as Quantity/Base number*100

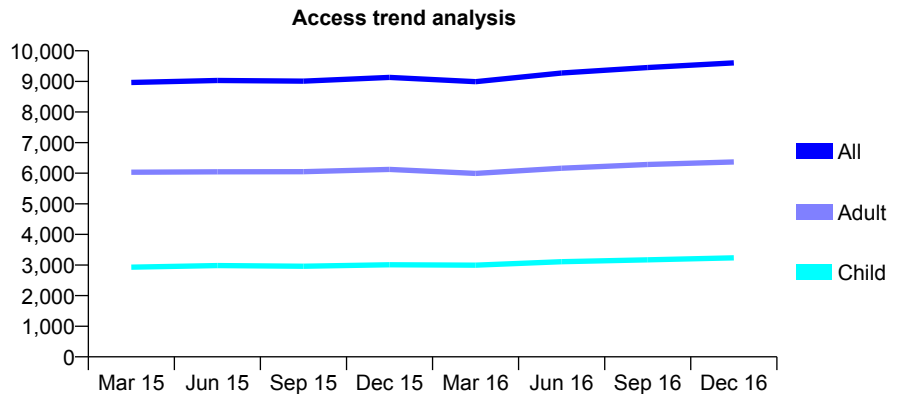
Q57 - Vital Signs At a Glance Contract Report for 116432/0001 - December 2016

Name or company name	Ghabai and Hemmati
Contract type name	GDS Contract
Purpose of contract	General
Contract start date	01/04/2006
Contract end date	

16/17 Contracted general activity (UDA)	26,845
Carry forward general activity (UDA)	-15
16/17 Contracted orthodontic activity (UOA)	0
Carry forward orthodontic activity (UOA)	0
Baseline contract value	£867,133.69

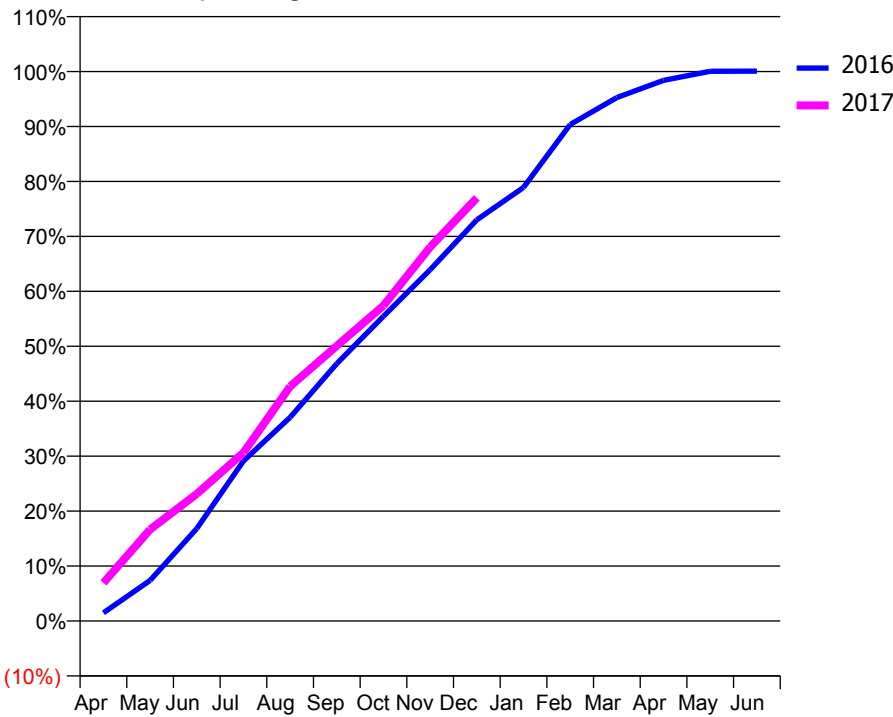
ACCESS*

Patients seen in 24 months	Total	Change since previous quarter
Quarter ending December 2015	9,132	
Quarter ending March 2016	8,992	↓
Quarter ending June 2016	9,274	↑
Quarter ending September 2016	9,455	→
Quarter ending December 2016	9,606	→
Variance since December 2015	5.2%	↑



ACTIVITY

Cumulative percentage of contracted UDA delivered 2016 & 2017



Month	Adjusted Scheduled Activity (UDA)	
	2016	2017
April	404	1,864
May	1,981	4,473
June	4,515	6,209
July	7,817	8,225
August	9,952	11,462
September	12,574	13,446
October	14,892	15,412
November	17,161	18,267
December	19,602	20,676
January	21,183	
February	24,255	
March	25,574	
April	26,414	
May	26,856	
June	26,860	

QUALITY

	Quantity	Base Number	Contract	AT	Region	England
% of FP17s for the same patient ID Re-attending within 3 months - Children	179	2,908	6.2%	10.7%	12.1%	12.4%
% of FP17s for the same patient ID Re-attending within 3 months - Adults	549	4,878	11.3%	15.2%	15.9%	16.6%
% of FP17s for the same patient ID Re-attending between 3 & 9 months - Children	1,271	2,908	43.7%	55.5%	58.6%	57.5%
% of FP17s for the same patient ID Re-attending between 3 & 9 months - Adults	1,538	4,878	31.5%	48.9%	51.5%	50.4%
% of FP17s for Band 1 Urgent Courses	414	7,225	5.7%	8.5%	8.0%	9.1%
% of FP17s Relating to Free Repair or Replacements	7	7,225	0.1%	0.8%	0.8%	0.8%
% of FP17s Relating to Continuations	38	7,225	0.5%	1.1%	1.2%	1.3%
% of Patients satisfied with the dentistry they have received	14	14	100.0%	93.6%	92.8%	92.7%
% of Patients satisfied with the time they had to wait for an appointment	14	14	100.0%	90.7%	89.2%	88.8%

* This is based on patients treated on this contract for their most recent course of treatment. Figures in italics indicate the base number of FP17s or Patient Questionnaire responses are less than 100. N/A is shown where the base number of responses is less than 10 during the period. % is calculated as Quantity/Base number*100

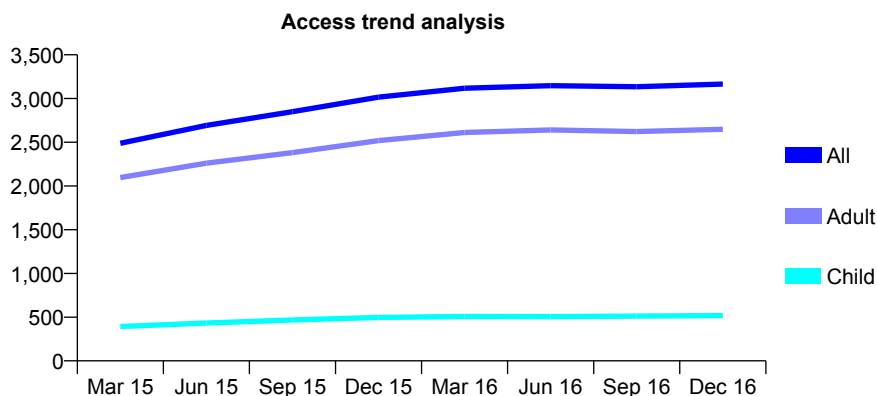
Q57 - Vital Signs At a Glance Contract Report for 116610/0001 - December 2016

Name or company name	M Duncan & KS Singh
Contract type name	GDS Contract
Purpose of contract	General
Contract start date	01/04/2014
Contract end date	

16/17 Contracted general activity (UDA)	9,668
Carry forward general activity (UDA)	274
16/17 Contracted orthodontic activity (UOA)	0
Carry forward orthodontic activity (UOA)	0
Baseline contract value	£261,269.42

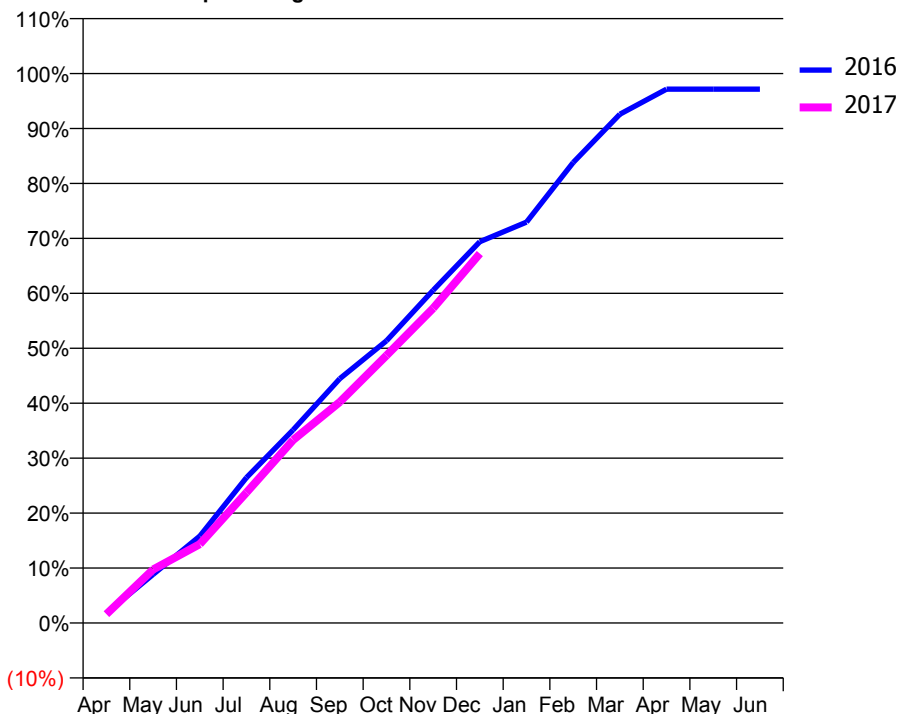
ACCESS*

Patients seen in 24 months	Total	Change since previous quarter
Quarter ending December 2015	3,016	
Quarter ending March 2016	3,118	↑
Quarter ending June 2016	3,147	→
Quarter ending September 2016	3,135	→
Quarter ending December 2016	3,165	→
Variance since December 2015	4.9%	↑



ACTIVITY

Cumulative percentage of contracted UDA delivered 2016 & 2017



Month	Adjusted Scheduled Activity (UDA)	
	2016	2017
April	174	155
May	855	943
June	1,529	1,387
July	2,558	2,295
August	3,398	3,221
September	4,300	3,888
October	4,965	4,707
November	5,855	5,537
December	6,709	6,499
January	7,054	
February	8,103	
March	8,951	
April	9,394	
May	9,394	
June	9,394	

QUALITY

	Quantity	Base Number	Contract	AT	Region	England
% of FP17s for the same patient ID Re-attending within 3 months - Children	36	496	7.3%	10.7%	12.1%	12.4%
% of FP17s for the same patient ID Re-attending within 3 months - Adults	405	2,726	14.9%	15.2%	15.9%	16.6%
% of FP17s for the same patient ID Re-attending between 3 & 9 months - Children	149	496	30.0%	55.5%	58.6%	57.5%
% of FP17s for the same patient ID Re-attending between 3 & 9 months - Adults	961	2,726	35.3%	48.9%	51.5%	50.4%
% of FP17s for Band 1 Urgent Courses	120	3,029	4.0%	8.5%	8.0%	9.1%
% of FP17s Relating to Free Repair or Replacements	68	3,029	2.2%	0.8%	0.8%	0.8%
% of FP17s Relating to Continuations	150	3,029	5.0%	1.1%	1.2%	1.3%
% of Patients satisfied with the dentistry they have received	5	7	N/A	93.6%	92.8%	92.7%
% of Patients satisfied with the time they had to wait for an appointment	6	7	N/A	90.7%	89.2%	88.8%

* This is based on patients treated on this contract for their most recent course of treatment. Figures in italics indicate the base number of FP17s or Patient Questionnaire responses are less than 100. N/A is shown where the base number of responses is less than 10 during the period. % is calculated as Quantity/Base number*100

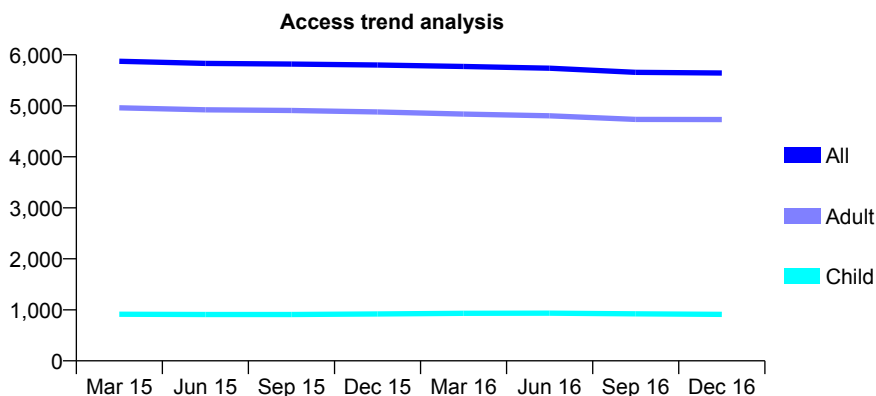
Q57 - Vital Signs At a Glance Contract Report for 117676/0001 - December 2016

Name or company name	J.Atherton Dental Practice
Contract type name	GDS Contract
Purpose of contract	General
Contract start date	31/03/2013
Contract end date	

16/17 Contracted general activity (UDA)	16,827
Carry forward general activity (UDA)	0
16/17 Contracted orthodontic activity (UOA)	0
Carry forward orthodontic activity (UOA)	0
Baseline contract value	£416,774.68

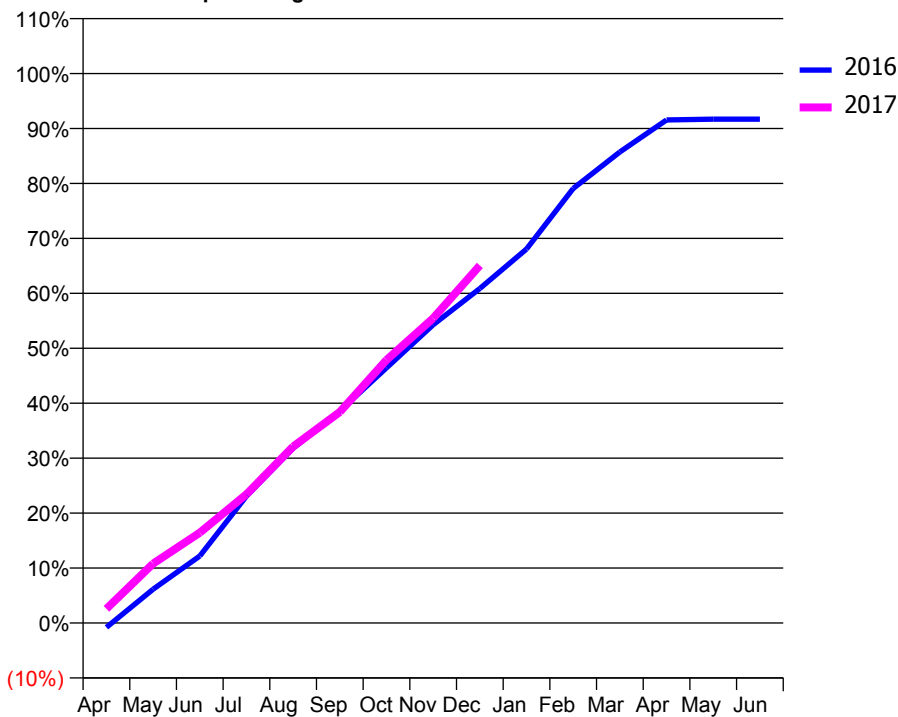
ACCESS*

Patients seen in 24 months	Total	Change since previous quarter
Quarter ending December 2015	5,801	
Quarter ending March 2016	5,772	→
Quarter ending June 2016	5,737	→
Quarter ending September 2016	5,656	↓
Quarter ending December 2016	5,642	→
Variance since December 2015	(2.7%)	↓



ACTIVITY

Cumulative percentage of contracted UDA delivered 2016 & 2017



Month	Adjusted Scheduled Activity (UDA)	
	2016	2017
April	-137	435
May	1,036	1,818
June	2,052	2,765
July	3,885	3,943
August	5,353	5,406
September	6,490	6,461
October	7,815	8,053
November	9,132	9,333
December	10,243	10,949
January	11,453	
February	13,306	
March	14,423	
April	15,406	
May	15,428	
June	15,431	

QUALITY

	Quantity	Base Number	Contract	AT	Region	England
% of FP17s for the same patient ID Re-attending within 3 months - Children	43	993	4.3%	10.7%	12.1%	12.4%
% of FP17s for the same patient ID Re-attending within 3 months - Adults	588	5,401	10.9%	15.2%	15.9%	16.6%
% of FP17s for the same patient ID Re-attending between 3 & 9 months - Children	666	993	67.1%	55.5%	58.6%	57.5%
% of FP17s for the same patient ID Re-attending between 3 & 9 months - Adults	3,533	5,401	65.4%	48.9%	51.5%	50.4%
% of FP17s for Band 1 Urgent Courses	196	5,815	3.4%	8.5%	8.0%	9.1%
% of FP17s Relating to Free Repair or Replacements	68	5,815	1.2%	0.8%	0.8%	0.8%
% of FP17s Relating to Continuations	76	5,815	1.3%	1.1%	1.2%	1.3%
% of Patients satisfied with the dentistry they have received	29	30	96.7%	93.6%	92.8%	92.7%
% of Patients satisfied with the time they had to wait for an appointment	29	30	96.7%	90.7%	89.2%	88.8%

* This is based on patients treated on this contract for their most recent course of treatment. Figures in italics indicate the base number of FP17s or Patient Questionnaire responses are less than 100. N/A is shown where the base number of responses is less than 10 during the period. % is calculated as Quantity/Base number*100

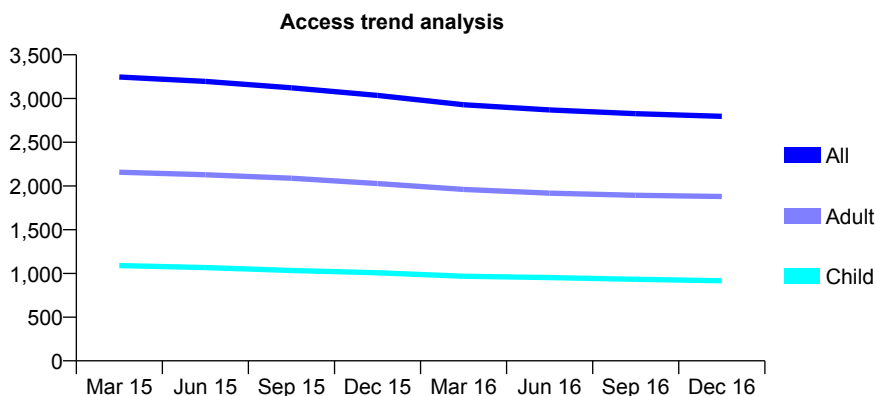
Q57 - Vital Signs At a Glance Contract Report for 118028/0001 - December 2016

Name or company name	Zen Clinic Limited
Contract type name	GDS Contract
Purpose of contract	General
Contract start date	08/06/2010
Contract end date	

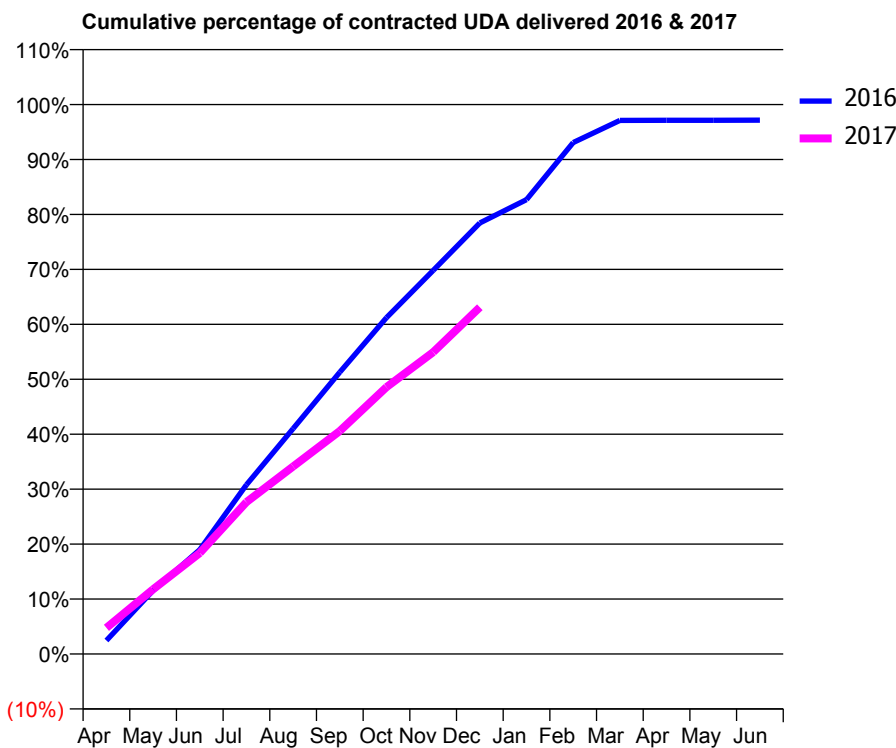
16/17 Contracted general activity (UDA)	8,248
Carry forward general activity (UDA)	236
16/17 Contracted orthodontic activity (UOA)	0
Carry forward orthodontic activity (UOA)	0
Baseline contract value	£226,631.12

ACCESS*

Patients seen in 24 months	Total	Change since previous quarter
Quarter ending December 2015	3,035	
Quarter ending March 2016	2,929	↓
Quarter ending June 2016	2,870	↓
Quarter ending September 2016	2,827	↓
Quarter ending December 2016	2,796	↓
Variance since December 2015	(7.9%)	↓



ACTIVITY



Month	Adjusted Scheduled Activity (UDA)	
	2016	2017
April	203	394
May	955	972
June	1,566	1,517
July	2,541	2,282
August	3,384	2,814
September	4,230	3,347
October	5,049	4,006
November	5,758	4,531
December	6,469	5,204
January	6,820	
February	7,678	
March	8,009	
April	8,010	
May	8,011	
June	8,012	

QUALITY

	Quantity	Base Number	Contract	AT	Region	England
% of FP17s for the same patient ID Re-attending within 3 months - Children	43	1,110	3.9%	10.7%	12.1%	12.4%
% of FP17s for the same patient ID Re-attending within 3 months - Adults	184	1,937	9.5%	15.2%	15.9%	16.6%
% of FP17s for the same patient ID Re-attending between 3 & 9 months - Children	842	1,110	75.9%	55.5%	58.6%	57.5%
% of FP17s for the same patient ID Re-attending between 3 & 9 months - Adults	1,206	1,937	62.3%	48.9%	51.5%	50.4%
% of FP17s for Band 1 Urgent Courses	170	3,044	5.6%	8.5%	8.0%	9.1%
% of FP17s Relating to Free Repair or Replacements	12	3,044	0.4%	0.8%	0.8%	0.8%
% of FP17s Relating to Continuations	17	3,044	0.6%	1.1%	1.2%	1.3%
% of Patients satisfied with the dentistry they have received	4	5	N/A	93.6%	92.8%	92.7%
% of Patients satisfied with the time they had to wait for an appointment	5	5	N/A	90.7%	89.2%	88.8%

* This is based on patients treated on this contract for their most recent course of treatment. Figures in italics indicate the base number of FP17s or Patient Questionnaire responses are less than 100. N/A is shown where the base number of responses is less than 10 during the period. % is calculated as Quantity/Base number*100

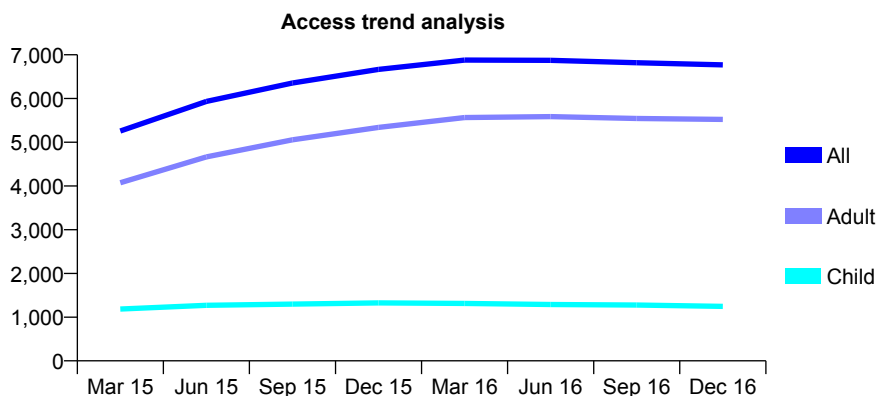
Q57 - Vital Signs At a Glance Contract Report for 119261/0001 - December 2016

Name or company name	Mr Clive Bainbridge, Mr Mark Bainbridge ar
Contract type name	GDS Contract
Purpose of contract	General and Orthodontic
Contract start date	01/05/2014
Contract end date	

16/17 Contracted general activity (UDA)	18,088
Carry forward general activity (UDA)	-362
16/17 Contracted orthodontic activity (UOA)	592
Carry forward orthodontic activity (UOA)	-12
Baseline contract value	£799,697.58

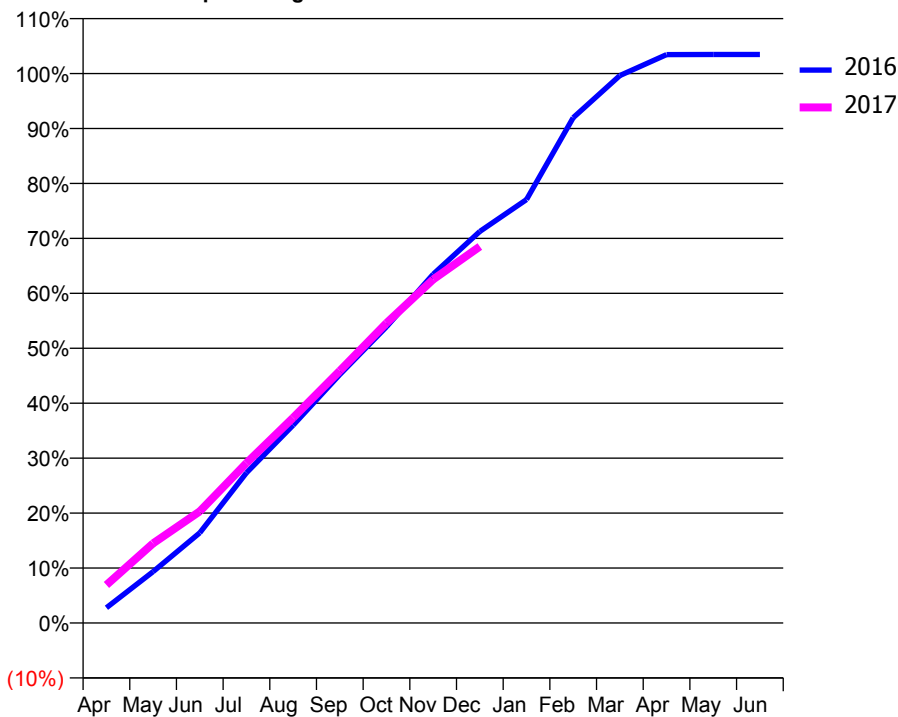
ACCESS*

Patients seen in 24 months	Total	Change since previous quarter
Quarter ending December 2015	6,666	
Quarter ending March 2016	6,880	↑
Quarter ending June 2016	6,874	→
Quarter ending September 2016	6,819	→
Quarter ending December 2016	6,769	→
Variance since December 2015	1.5%	→



ACTIVITY

Cumulative percentage of contracted UDA delivered 2016 & 2017



Month	Adjusted Scheduled Activity (UDA)	
	2016	2017
April	502	1,251
May	1,690	2,624
June	2,968	3,676
July	4,945	5,266
August	6,514	6,758
September	8,180	8,304
October	9,753	9,872
November	11,482	11,308
December	12,889	12,395
January	13,937	
February	16,636	
March	18,019	
April	18,711	
May	18,712	
June	18,712	

QUALITY

	Quantity	Base Number	Contract	AT	Region	England
% of FP17s for the same patient ID Re-attending within 3 months - Children	129	1,340	9.6%	10.7%	12.1%	12.4%
% of FP17s for the same patient ID Re-attending within 3 months - Adults	725	4,452	16.3%	15.2%	15.9%	16.6%
% of FP17s for the same patient ID Re-attending between 3 & 9 months - Children	793	1,340	59.2%	55.5%	58.6%	57.5%
% of FP17s for the same patient ID Re-attending between 3 & 9 months - Adults	1,264	4,452	28.4%	48.9%	51.5%	50.4%
% of FP17s for Band 1 Urgent Courses	477	5,456	8.7%	8.5%	8.0%	9.1%
% of FP17s Relating to Free Repair or Replacements	147	5,456	2.7%	0.8%	0.8%	0.8%
% of FP17s Relating to Continuations	80	5,456	1.5%	1.1%	1.2%	1.3%
% of Patients satisfied with the dentistry they have received	20	21	95.2%	93.6%	92.8%	92.7%
% of Patients satisfied with the time they had to wait for an appointment	18	21	85.7%	90.7%	89.2%	88.8%

* This is based on patients treated on this contract for their most recent course of treatment. Figures in italics indicate the base number of FP17s or Patient Questionnaire responses are less than 100. N/A is shown where the base number of responses is less than 10 during the period. % is calculated as Quantity/Base number*100

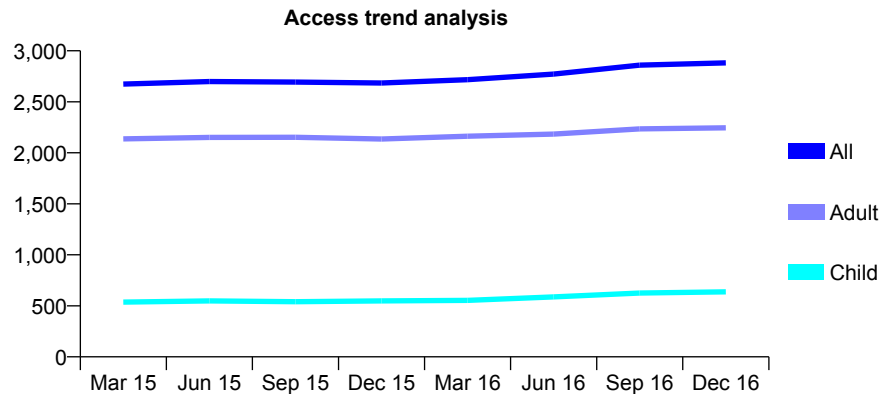
Q57 - Vital Signs At a Glance Contract Report for 119458/0001 - December 2016

Name or company name	Kafian and McNally
Contract type name	GDS Contract
Purpose of contract	General
Contract start date	01/04/2006
Contract end date	

16/17 Contracted general activity (UDA)	9,524
Carry forward general activity (UDA)	373
16/17 Contracted orthodontic activity (UOA)	0
Carry forward orthodontic activity (UOA)	0
Baseline contract value	£243,679.17

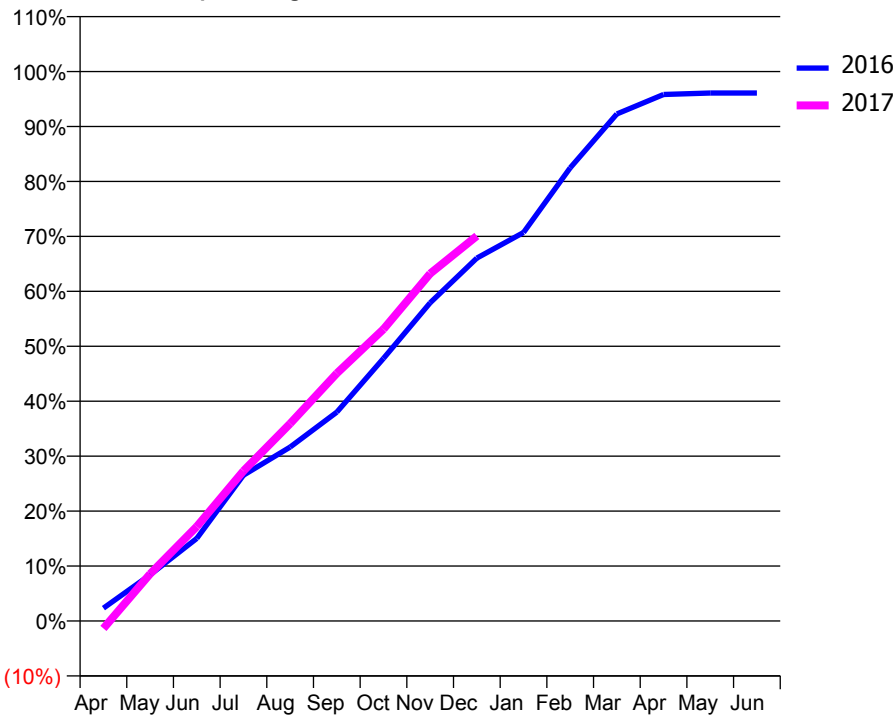
ACCESS*

Patients seen in 24 months	Total	Change since previous quarter
Quarter ending December 2015	2,684	
Quarter ending March 2016	2,717	→
Quarter ending June 2016	2,772	↑
Quarter ending September 2016	2,860	↑
Quarter ending December 2016	2,882	→
Variance since December 2015	7.4%	↑



ACTIVITY

Cumulative percentage of contracted UDA delivered 2016 & 2017



Month	Adjusted Scheduled Activity (UDA)	
	2016	2017
April	223	-131
May	801	818
June	1,433	1,638
July	2,528	2,601
August	3,015	3,422
September	3,620	4,292
October	4,552	5,058
November	5,515	6,021
December	6,291	6,673
January	6,733	
February	7,854	
March	8,788	
April	9,125	
May	9,151	
June	9,151	

QUALITY

	Quantity	Base Number	Contract	AT	Region	England
% of FP17s for the same patient ID Re-attending within 3 months - Children	59	613	9.6%	10.7%	12.1%	12.4%
% of FP17s for the same patient ID Re-attending within 3 months - Adults	406	2,181	18.6%	15.2%	15.9%	16.6%
% of FP17s for the same patient ID Re-attending between 3 & 9 months - Children	260	613	42.4%	55.5%	58.6%	57.5%
% of FP17s for the same patient ID Re-attending between 3 & 9 months - Adults	917	2,181	42.0%	48.9%	51.5%	50.4%
% of FP17s for Band 1 Urgent Courses	324	2,683	12.1%	8.5%	8.0%	9.1%
% of FP17s Relating to Free Repair or Replacements	35	2,683	1.3%	0.8%	0.8%	0.8%
% of FP17s Relating to Continuations	57	2,683	2.1%	1.1%	1.2%	1.3%
% of Patients satisfied with the dentistry they have received	6	8	N/A	93.6%	92.8%	92.7%
% of Patients satisfied with the time they had to wait for an appointment	6	8	N/A	90.7%	89.2%	88.8%

* This is based on patients treated on this contract for their most recent course of treatment. Figures in italics indicate the base number of FP17s or Patient Questionnaire responses are less than 100. N/A is shown where the base number of responses is less than 10 during the period. % is calculated as Quantity/Base number*100

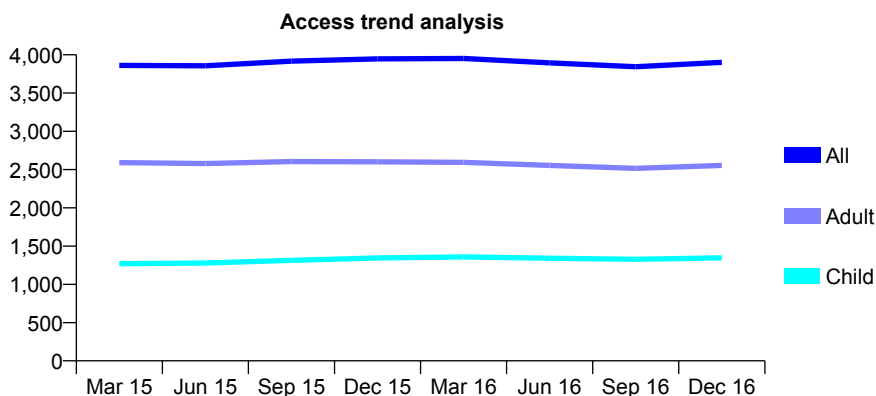
Q57 - Vital Signs At a Glance Contract Report for 121029/0001 - December 2016

Name or company name	Charybdis & Scylla Ltd
Contract type name	GDS Contract
Purpose of contract	General
Contract start date	17/04/2007
Contract end date	

16/17 Contracted general activity (UDA)	9,584
Carry forward general activity (UDA)	-47
16/17 Contracted orthodontic activity (UOA)	0
Carry forward orthodontic activity (UOA)	0
Baseline contract value	£288,895.89

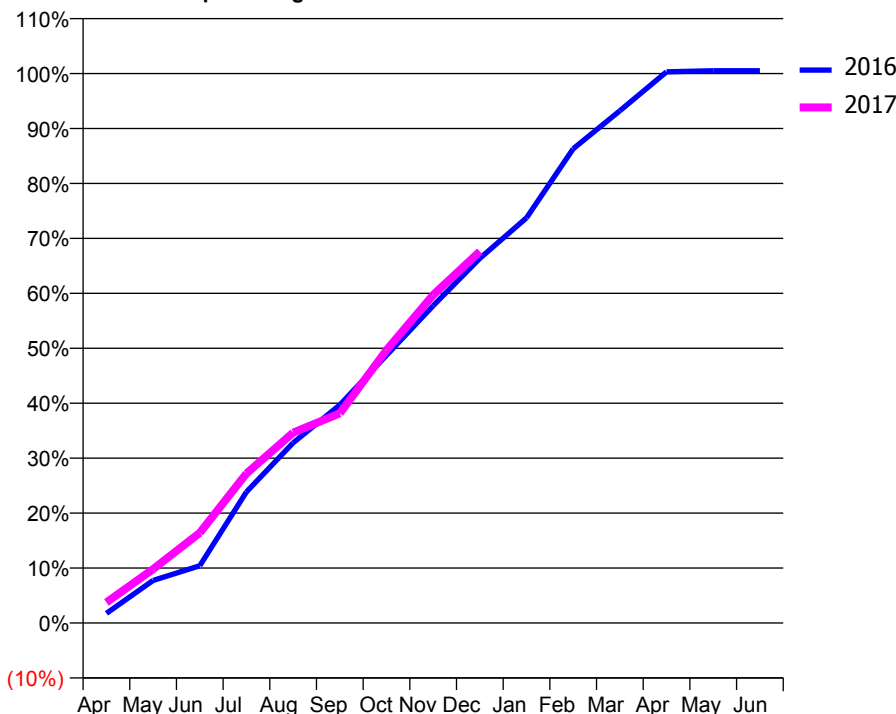
ACCESS*

Patients seen in 24 months	Total	Change since previous quarter
Quarter ending December 2015	3,947	
Quarter ending March 2016	3,952	→
Quarter ending June 2016	3,895	↓
Quarter ending September 2016	3,844	↓
Quarter ending December 2016	3,901	→
Variance since December 2015	(1.2%)	↓



ACTIVITY

Cumulative percentage of contracted UDA delivered 2016 & 2017



Month	Adjusted Scheduled Activity (UDA)	
	2016	2017
April	169	359
May	743	940
June	998	1,574
July	2,288	2,608
August	3,144	3,320
September	3,803	3,657
October	4,668	4,759
November	5,534	5,724
December	6,359	6,480
January	7,066	
February	8,271	
March	8,933	
April	9,613	
May	9,631	
June	9,631	

QUALITY

	Quantity	Base Number	Contract	AT	Region	England
% of FP17s for the same patient ID Re-attending within 3 months - Children	56	1,107	5.1%	10.7%	12.1%	12.4%
% of FP17s for the same patient ID Re-attending within 3 months - Adults	299	2,132	14.0%	15.2%	15.9%	16.6%
% of FP17s for the same patient ID Re-attending between 3 & 9 months - Children	527	1,107	47.6%	55.5%	58.6%	57.5%
% of FP17s for the same patient ID Re-attending between 3 & 9 months - Adults	914	2,132	42.9%	48.9%	51.5%	50.4%
% of FP17s for Band 1 Urgent Courses	365	2,906	12.6%	8.5%	8.0%	9.1%
% of FP17s Relating to Free Repair or Replacements	32	2,906	1.1%	0.8%	0.8%	0.8%
% of FP17s Relating to Continuations	20	2,906	0.7%	1.1%	1.2%	1.3%
% of Patients satisfied with the dentistry they have received	8	8	N/A	93.6%	92.8%	92.7%
% of Patients satisfied with the time they had to wait for an appointment	8	8	N/A	90.7%	89.2%	88.8%

* This is based on patients treated on this contract for their most recent course of treatment. Figures in italics indicate the base number of FP17s or Patient Questionnaire responses are less than 100. N/A is shown where the base number of responses is less than 10 during the period. % is calculated as Quantity/Base number*100

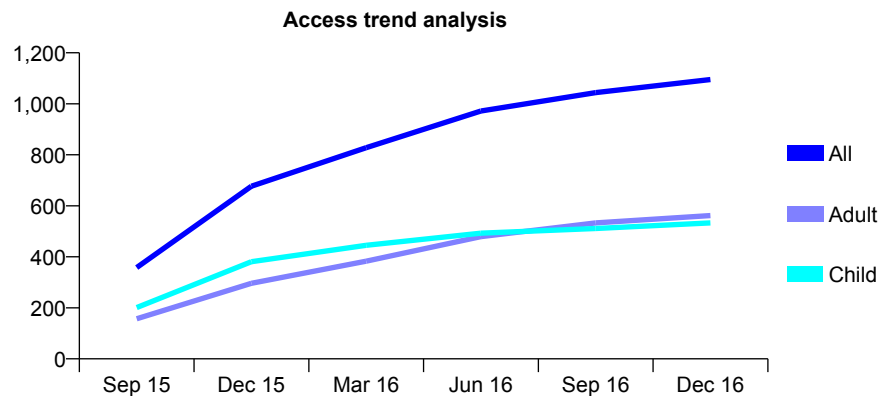
Q57 - Vital Signs At a Glance Contract Report for 121614/0001 - December 2016

Name or company name	Anita Hyare and Manjinder Khroud
Contract type name	GDS Contract
Purpose of contract	General
Contract start date	01/06/2015
Contract end date	

16/17 Contracted general activity (UDA)	2,876
Carry forward general activity (UDA)	-58
16/17 Contracted orthodontic activity (UOA)	0
Carry forward orthodontic activity (UOA)	0
Baseline contract value	£69,546.59

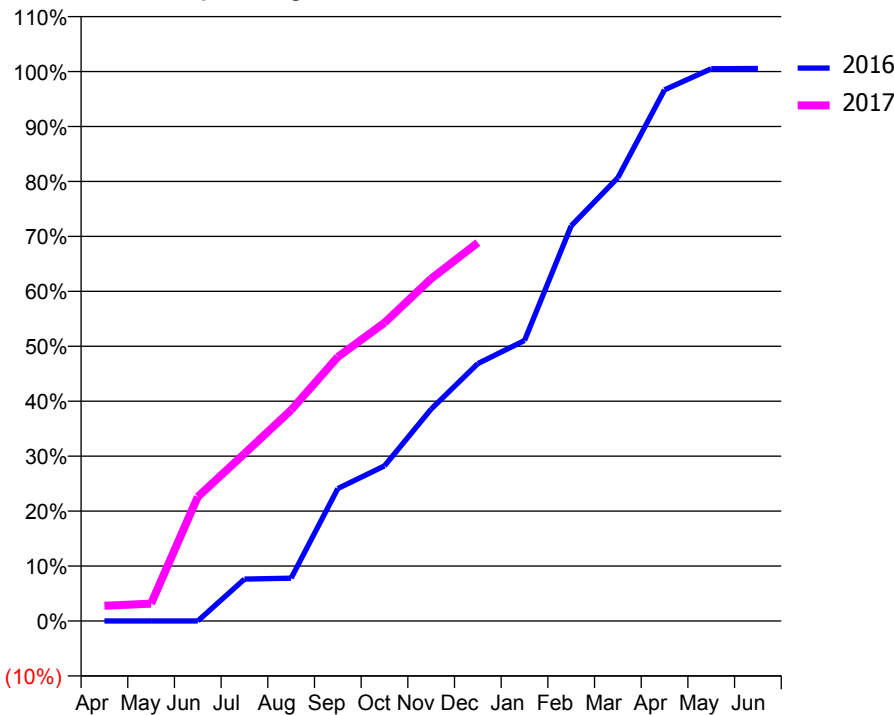
ACCESS*

Patients seen in 24 months	Total	Change since previous quarter
Quarter ending December 2015	677	
Quarter ending March 2016	828	↑
Quarter ending June 2016	972	↑
Quarter ending September 2016	1,044	↑
Quarter ending December 2016	1,095	↑
Variance since December 2015	61.7%	↑



ACTIVITY

Cumulative percentage of contracted UDA delivered 2016 & 2017



Month	Adjusted Scheduled Activity (UDA)	
	2016	2017
April	0	80
May	0	91
June	0	650
July	182	876
August	186	1,105
September	575	1,382
October	673	1,561
November	920	1,792
December	1,117	1,981
January	1,217	
February	1,714	
March	1,923	
April	2,305	
May	2,396	
June	2,397	

QUALITY

	Quantity	Base Number	Contract	AT	Region	England
% of FP17s for the same patient ID Re-attending within 3 months - Children	29	577	5.0%	10.7%	12.1%	12.4%
% of FP17s for the same patient ID Re-attending within 3 months - Adults	64	495	12.9%	15.2%	15.9%	16.6%
% of FP17s for the same patient ID Re-attending between 3 & 9 months - Children	333	577	57.7%	55.5%	58.6%	57.5%
% of FP17s for the same patient ID Re-attending between 3 & 9 months - Adults	228	495	46.1%	48.9%	51.5%	50.4%
% of FP17s for Band 1 Urgent Courses	28	887	3.2%	8.5%	8.0%	9.1%
% of FP17s Relating to Free Repair or Replacements	0	887	0.0%	0.8%	0.8%	0.8%
% of FP17s Relating to Continuations	8	887	0.9%	1.1%	1.2%	1.3%
% of Patients satisfied with the dentistry they have received	4	4	N/A	93.6%	92.8%	92.7%
% of Patients satisfied with the time they had to wait for an appointment	3	4	N/A	90.7%	89.2%	88.8%

* This is based on patients treated on this contract for their most recent course of treatment. Figures in italics indicate the base number of FP17s or Patient Questionnaire responses are less than 100. N/A is shown where the base number of responses is less than 10 during the period. % is calculated as Quantity/Base number*100

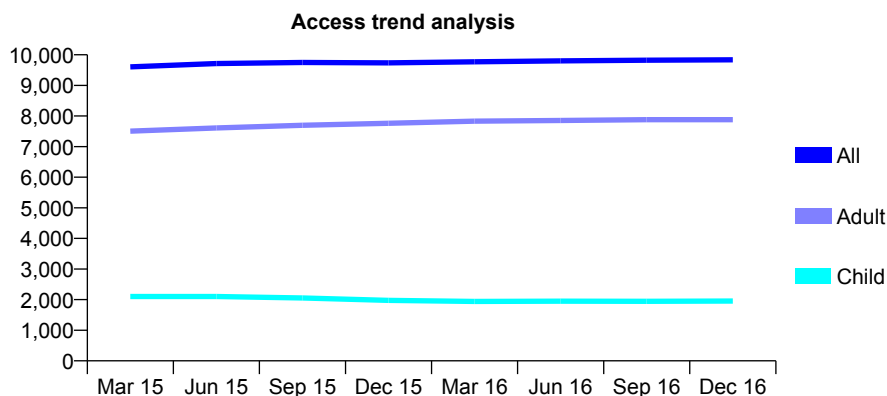
Q57 - Vital Signs At a Glance Contract Report for 124958/0001 - December 2016

Name or company name	NG Fraser Associates Ltd
Contract type name	GDS Contract
Purpose of contract	General
Contract start date	01/02/2013
Contract end date	

16/17 Contracted general activity (UDA)	30,788
Carry forward general activity (UDA)	189
16/17 Contracted orthodontic activity (UOA)	0
Carry forward orthodontic activity (UOA)	0
Baseline contract value	£690,242.19

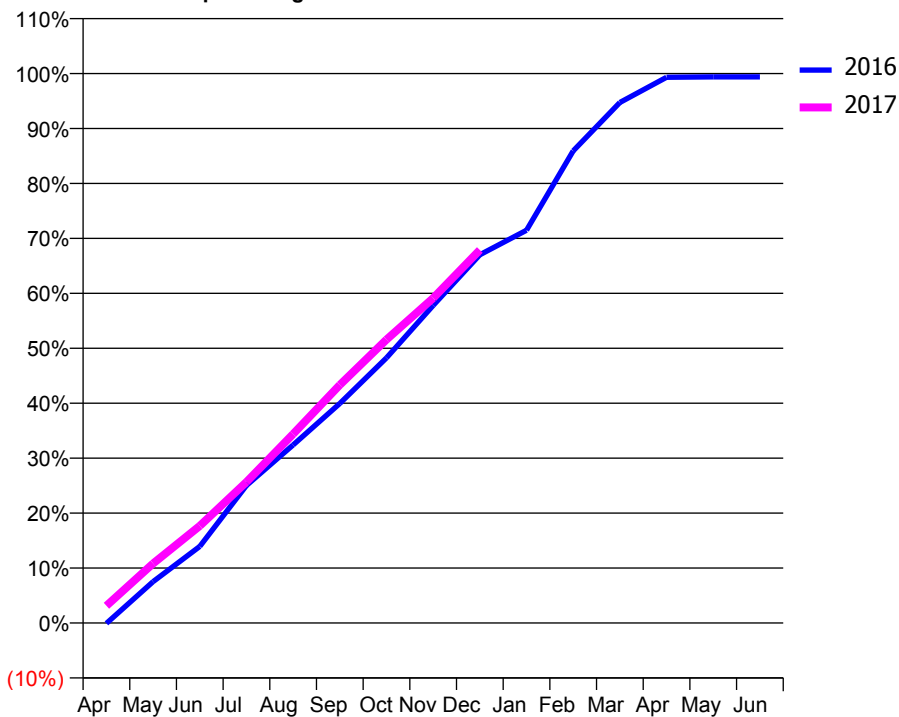
ACCESS*

Patients seen in 24 months	Total	Change since previous quarter
Quarter ending December 2015	9,738	
Quarter ending March 2016	9,773	→
Quarter ending June 2016	9,802	→
Quarter ending September 2016	9,824	→
Quarter ending December 2016	9,836	→
Variance since December 2015	1.0%	→



ACTIVITY

Cumulative percentage of contracted UDA delivered 2016 & 2017



Month	Adjusted Scheduled Activity (UDA)	
	2016	2017
April	-25	964
May	2,317	3,339
June	4,292	5,443
July	7,709	7,901
August	9,975	10,587
September	12,299	13,340
October	14,860	15,881
November	17,792	18,207
December	20,633	20,898
January	22,007	
February	26,450	
March	29,164	
April	30,577	
May	30,596	
June	30,599	

QUALITY

	Quantity	Base Number	Contract	AT	Region	England
% of FP17s for the same patient ID Re-attending within 3 months - Children	176	2,010	8.8%	10.7%	12.1%	12.4%
% of FP17s for the same patient ID Re-attending within 3 months - Adults	1,171	7,885	14.9%	15.2%	15.9%	16.6%
% of FP17s for the same patient ID Re-attending between 3 & 9 months - Children	1,053	2,010	52.4%	55.5%	58.6%	57.5%
% of FP17s for the same patient ID Re-attending between 3 & 9 months - Adults	4,100	7,885	52.0%	48.9%	51.5%	50.4%
% of FP17s for Band 1 Urgent Courses	813	9,264	8.8%	8.5%	8.0%	9.1%
% of FP17s Relating to Free Repair or Replacements	90	9,264	1.0%	0.8%	0.8%	0.8%
% of FP17s Relating to Continuations	103	9,264	1.1%	1.1%	1.2%	1.3%
% of Patients satisfied with the dentistry they have received	18	19	94.7%	93.6%	92.8%	92.7%
% of Patients satisfied with the time they had to wait for an appointment	19	19	100.0%	90.7%	89.2%	88.8%

* This is based on patients treated on this contract for their most recent course of treatment. Figures in italics indicate the base number of FP17s or Patient Questionnaire responses are less than 100. N/A is shown where the base number of responses is less than 10 during the period. % is calculated as Quantity/Base number*100

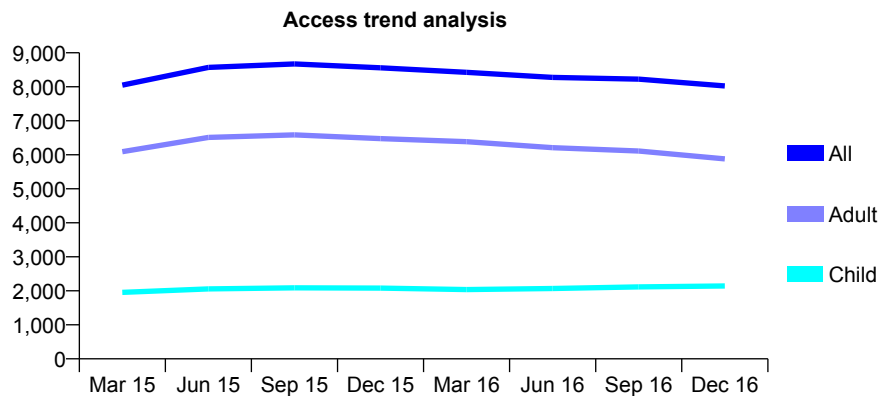
Q57 - Vital Signs At a Glance Contract Report for 125911/0001 - December 2016

Name or company name	Prettygate Dental Practice Limited
Contract type name	GDS Contract
Purpose of contract	General
Contract start date	01/07/2013
Contract end date	

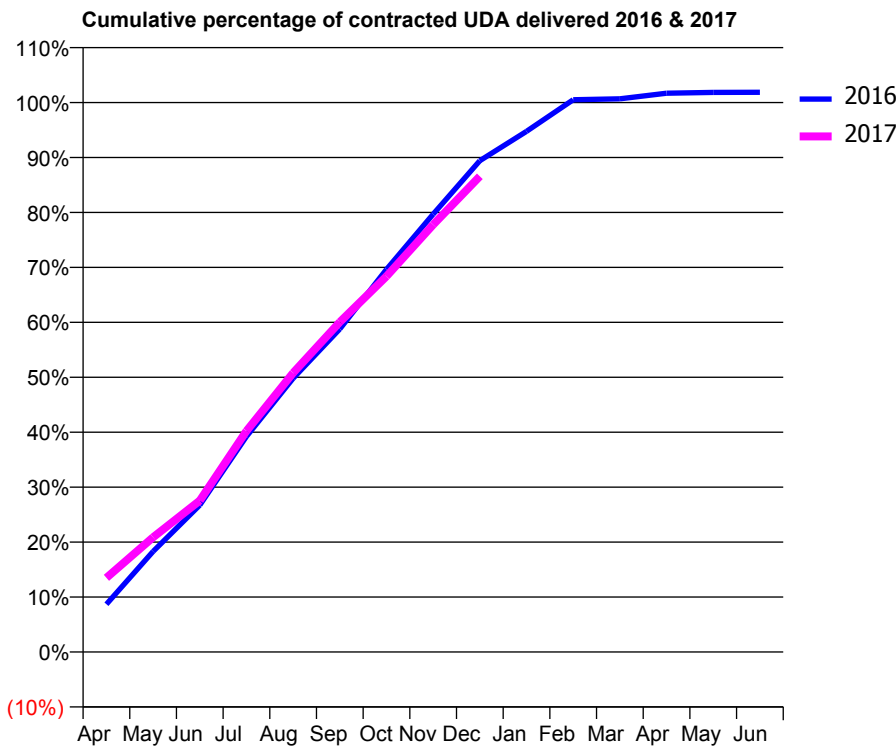
16/17 Contracted general activity (UDA)	20,299
Carry forward general activity (UDA)	-376
16/17 Contracted orthodontic activity (UOA)	0
Carry forward orthodontic activity (UOA)	0
Baseline contract value	£485,982.43

ACCESS*

Patients seen in 24 months	Total	Change since previous quarter
Quarter ending December 2015	8,558	
Quarter ending March 2016	8,424	↓
Quarter ending June 2016	8,278	↓
Quarter ending September 2016	8,227	→
Quarter ending December 2016	8,027	↓
Variance since December 2015	(6.2%)	↓



ACTIVITY



Month	Adjusted Scheduled Activity (UDA)	
	2016	2017
April	1,764	2,742
May	3,717	4,239
June	5,425	5,594
July	7,964	8,167
August	10,109	10,310
September	11,932	12,191
October	14,135	13,878
November	16,173	15,783
December	18,151	17,574
January	19,232	
February	20,403	
March	20,434	
April	20,644	
May	20,671	
June	20,675	

QUALITY

	Quantity	Base Number	Contract	AT	Region	England
% of FP17s for the same patient ID Re-attending within 3 months - Children	303	2,629	11.5%	10.7%	12.1%	12.4%
% of FP17s for the same patient ID Re-attending within 3 months - Adults	1,059	6,159	17.2%	15.2%	15.9%	16.6%
% of FP17s for the same patient ID Re-attending between 3 & 9 months - Children	1,275	2,629	48.5%	55.5%	58.6%	57.5%
% of FP17s for the same patient ID Re-attending between 3 & 9 months - Adults	2,309	6,159	37.5%	48.9%	51.5%	50.4%
% of FP17s for Band 1 Urgent Courses	852	8,629	9.9%	8.5%	8.0%	9.1%
% of FP17s Relating to Free Repair or Replacements	83	8,629	1.0%	0.8%	0.8%	0.8%
% of FP17s Relating to Continuations	89	8,629	1.0%	1.1%	1.2%	1.3%
% of Patients satisfied with the dentistry they have received	8	8	N/A	93.6%	92.8%	92.7%
% of Patients satisfied with the time they had to wait for an appointment	4	8	N/A	90.7%	89.2%	88.8%

* This is based on patients treated on this contract for their most recent course of treatment. Figures in italics indicate the base number of FP17s or Patient Questionnaire responses are less than 100. N/A is shown where the base number of responses is less than 10 during the period. % is calculated as Quantity/Base number*100

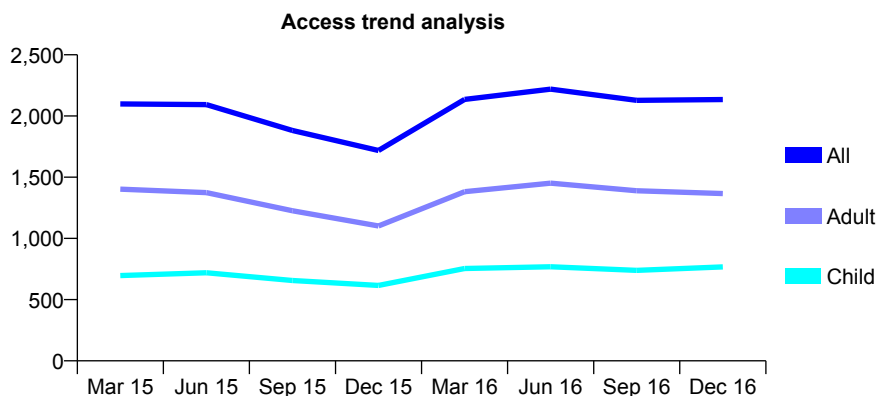
Q57 - Vital Signs At a Glance Contract Report for 125911/0002 - December 2016

Name or company name	Prettygate Dental Practice Limited
Contract type name	GDS Contract
Purpose of contract	General
Contract start date	01/04/2013
Contract end date	

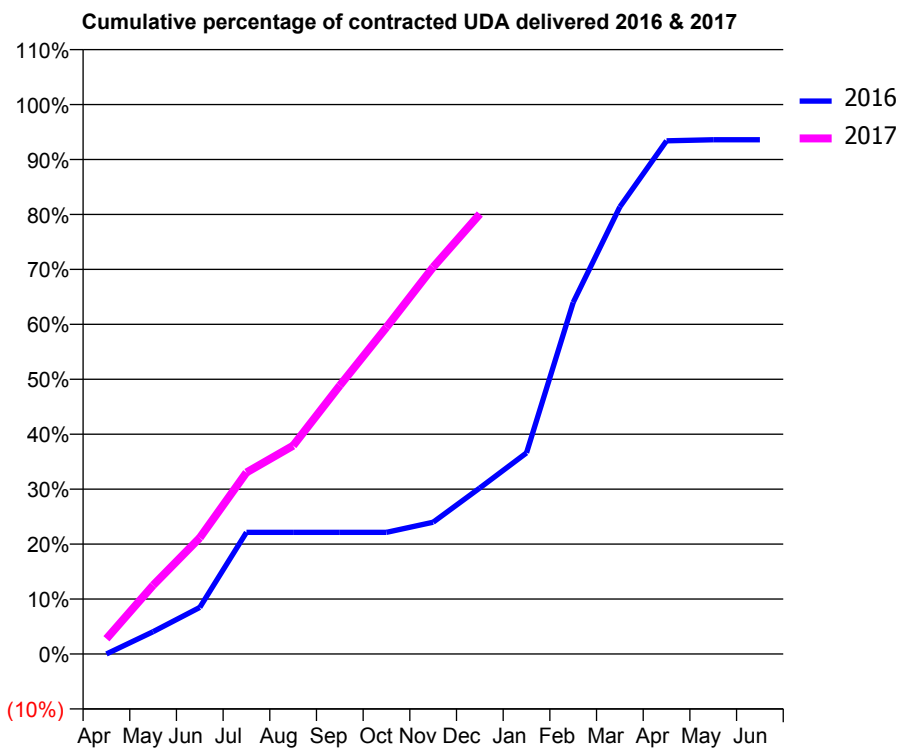
16/17 Contracted general activity (UDA)	4,867
Carry forward general activity (UDA)	0
16/17 Contracted orthodontic activity (UOA)	0
Carry forward orthodontic activity (UOA)	0
Baseline contract value	£114,229.76

ACCESS*

Patients seen in 24 months	Total	Change since previous quarter
Quarter ending December 2015	1,718	
Quarter ending March 2016	2,136	↑
Quarter ending June 2016	2,219	↑
Quarter ending September 2016	2,128	↓
Quarter ending December 2016	2,134	→
Variance since December 2015	24.2%	↑



ACTIVITY



Month	Adjusted Scheduled Activity (UDA)	
	2016	2017
April	0	136
May	198	609
June	413	1,029
July	1,078	1,608
August	1,078	1,846
September	1,078	2,379
October	1,078	2,894
November	1,168	3,427
December	1,472	3,897
January	1,781	
February	3,114	
March	3,961	
April	4,546	
May	4,555	
June	4,555	

QUALITY

	Quantity	Base Number	Contract	AT	Region	England
% of FP17s for the same patient ID Re-attending within 3 months - Children	53	758	7.0%	10.7%	12.1%	12.4%
% of FP17s for the same patient ID Re-attending within 3 months - Adults	244	1,457	16.7%	15.2%	15.9%	16.6%
% of FP17s for the same patient ID Re-attending between 3 & 9 months - Children	263	758	34.7%	55.5%	58.6%	57.5%
% of FP17s for the same patient ID Re-attending between 3 & 9 months - Adults	453	1,457	31.1%	48.9%	51.5%	50.4%
% of FP17s for Band 1 Urgent Courses	150	1,976	7.6%	8.5%	8.0%	9.1%
% of FP17s Relating to Free Repair or Replacements	26	1,976	1.3%	0.8%	0.8%	0.8%
% of FP17s Relating to Continuations	29	1,976	1.5%	1.1%	1.2%	1.3%
% of Patients satisfied with the dentistry they have received	1	1	N/A	93.6%	92.8%	92.7%
% of Patients satisfied with the time they had to wait for an appointment	1	1	N/A	90.7%	89.2%	88.8%

* This is based on patients treated on this contract for their most recent course of treatment. Figures in italics indicate the base number of FP17s or Patient Questionnaire responses are less than 100. N/A is shown where the base number of responses is less than 10 during the period. % is calculated as Quantity/Base number*100

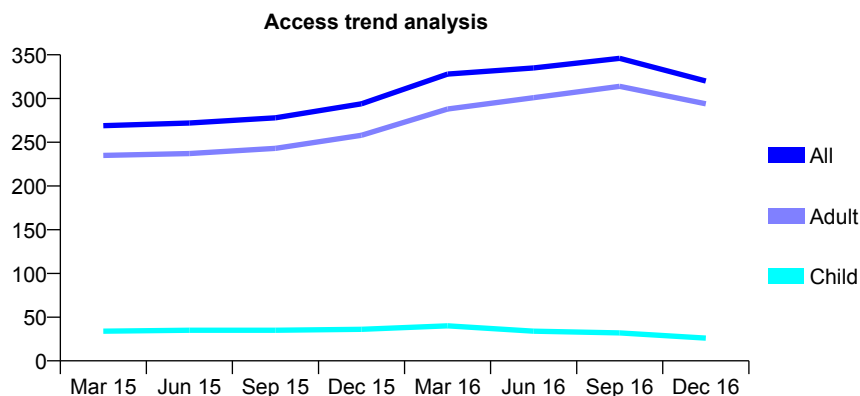
Q57 - Vital Signs At a Glance Contract Report for 126233/0001 - December 2016

Name or company name	A F Clough Limited
Contract type name	PDS Contract
Purpose of contract	General
Contract start date	01/04/2012
Contract end date	31/03/2017

16/17 Contracted general activity (UDA)	1,068
Carry forward general activity (UDA)	0
16/17 Contracted orthodontic activity (UOA)	0
Carry forward orthodontic activity (UOA)	0
Baseline contract value	£49,289.00

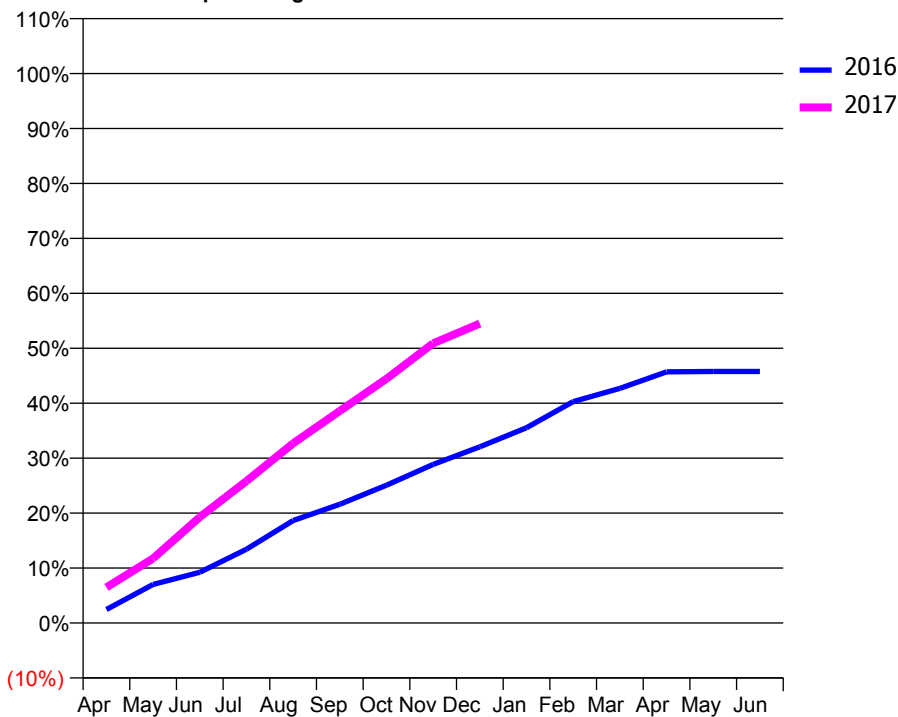
ACCESS*

Patients seen in 24 months	Total	Change since previous quarter
Quarter ending December 2015	294	
Quarter ending March 2016	328	↑
Quarter ending June 2016	335	↑
Quarter ending September 2016	346	↑
Quarter ending December 2016	320	↓
Variance since December 2015	8.8%	↑



ACTIVITY

Cumulative percentage of contracted UDA delivered 2016 & 2017



Month	Adjusted Scheduled Activity (UDA)	
	2016	2017
April	53	69
May	150	126
June	197	206
July	287	276
August	398	349
September	462	412
October	536	475
November	616	544
December	685	582
January	759	
February	861	
March	912	
April	976	
May	978	
June	978	

QUALITY

	Quantity	Base Number	Contract	AT	Region	England
% of FP17s for the same patient ID Re-attending within 3 months - Children	0	52	0.0%	10.7%	12.1%	12.4%
% of FP17s for the same patient ID Re-attending within 3 months - Adults	5	455	1.1%	15.2%	15.9%	16.6%
% of FP17s for the same patient ID Re-attending between 3 & 9 months - Children	0	52	0.0%	55.5%	58.6%	57.5%
% of FP17s for the same patient ID Re-attending between 3 & 9 months - Adults	3	455	0.7%	48.9%	51.5%	50.4%
% of FP17s for Band 1 Urgent Courses	420	450	93.3%	8.5%	8.0%	9.1%
% of FP17s Relating to Free Repair or Replacements	0	450	0.0%	0.8%	0.8%	0.8%
% of FP17s Relating to Continuations	0	450	0.0%	1.1%	1.2%	1.3%
% of Patients satisfied with the dentistry they have received	0	0	N/A	93.6%	92.8%	92.7%
% of Patients satisfied with the time they had to wait for an appointment	0	0	N/A	90.7%	89.2%	88.8%

* This is based on patients treated on this contract for their most recent course of treatment. Figures in italics indicate the base number of FP17s or Patient Questionnaire responses are less than 100. N/A is shown where the base number of responses is less than 10 during the period. % is calculated as Quantity/Base number*100

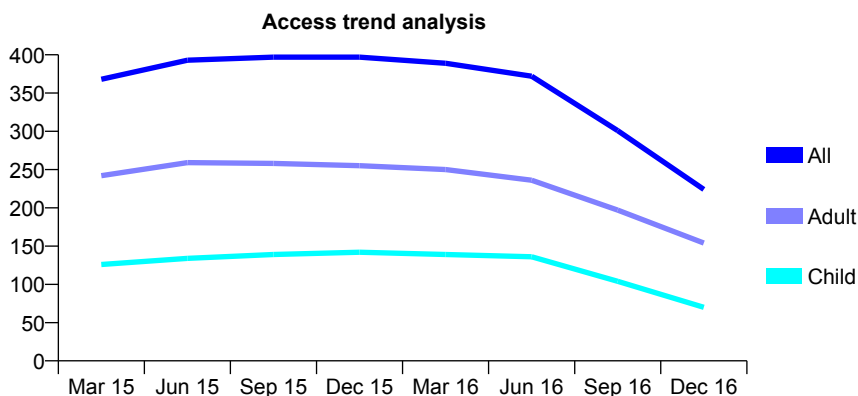
Q57 - Vital Signs At a Glance Contract Report for 126608/0001 - December 2016

Name or company name	Kings Road Dental Practice
Contract type name	GDS Contract
Purpose of contract	General
Contract start date	01/07/2013
Contract end date	15/06/2016

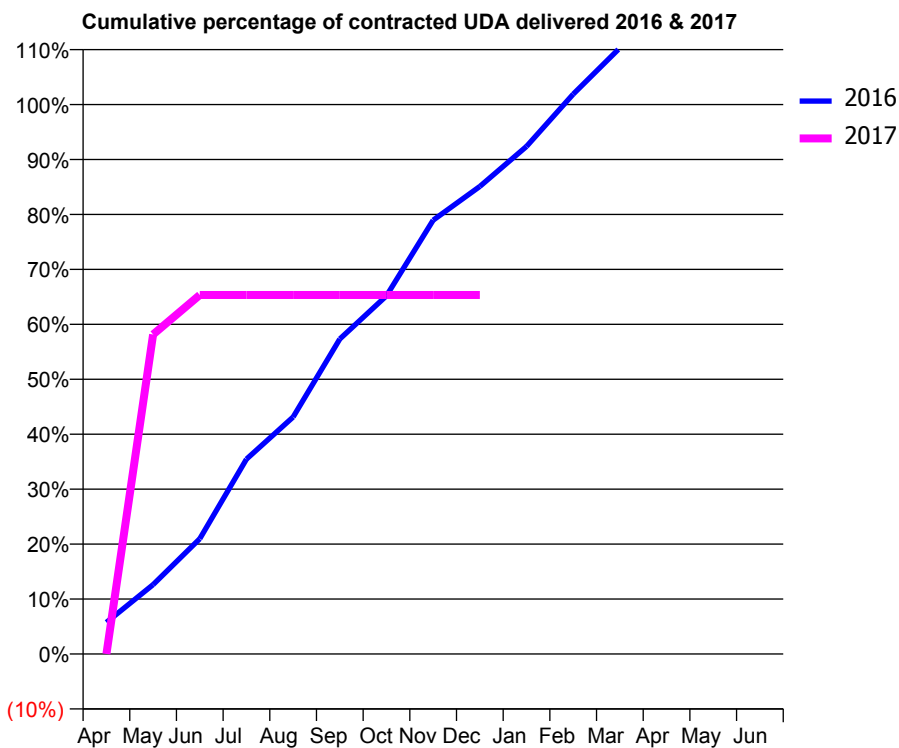
16/17 Contracted general activity (UDA)	195
Carry forward general activity (UDA)	0
16/17 Contracted orthodontic activity (UOA)	0
Carry forward orthodontic activity (UOA)	0
Baseline contract value	£5,068.60

ACCESS*

Patients seen in 24 months	Total	Change since previous quarter
Quarter ending December 2015	397	
Quarter ending March 2016	389	↓
Quarter ending June 2016	372	↓
Quarter ending September 2016	301	↓
Quarter ending December 2016	224	↓
Variance since December 2015	(43.6%)	↓



ACTIVITY



Month	Adjusted Scheduled Activity (UDA)	
	2016	2017
April	54	0
May	118	113
June	196	127
July	332	127
August	403	127
September	536	127
October	610	127
November	738	127
December	796	127
January	864	
February	953	
March	1,031	
April	1,031	
May	1,064	
June	1,064	

QUALITY

	Quantity	Base Number	Contract	AT	Region	England
% of FP17s for the same patient ID Re-attending within 3 months - Children	1	39	2.6%	10.7%	12.1%	12.4%
% of FP17s for the same patient ID Re-attending within 3 months - Adults	11	63	17.5%	15.2%	15.9%	16.6%
% of FP17s for the same patient ID Re-attending between 3 & 9 months - Children	24	39	61.5%	55.5%	58.6%	57.5%
% of FP17s for the same patient ID Re-attending between 3 & 9 months - Adults	38	63	60.3%	48.9%	51.5%	50.4%
% of FP17s for Band 1 Urgent Courses	2	78	2.6%	8.5%	8.0%	9.1%
% of FP17s Relating to Free Repair or Replacements	0	78	0.0%	0.8%	0.8%	0.8%
% of FP17s Relating to Continuations	4	78	5.1%	1.1%	1.2%	1.3%
% of Patients satisfied with the dentistry they have received	0	0	N/A	93.6%	92.8%	92.7%
% of Patients satisfied with the time they had to wait for an appointment	0	0	N/A	90.7%	89.2%	88.8%

* This is based on patients treated on this contract for their most recent course of treatment. Figures in italics indicate the base number of FP17s or Patient Questionnaire responses are less than 100. N/A is shown where the base number of responses is less than 10 during the period. % is calculated as Quantity/Base number*100

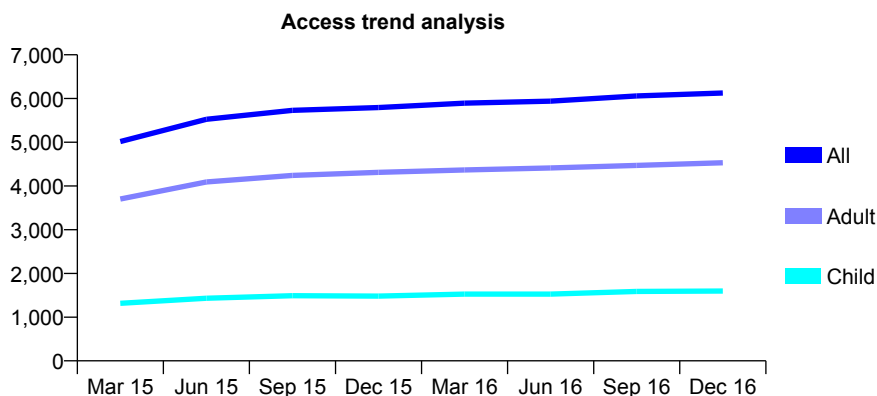
Q57 - Vital Signs At a Glance Contract Report for 127396/0001 - December 2016

Name or company name	Smile Dental Clinic
Contract type name	GDS Contract
Purpose of contract	General
Contract start date	01/08/2013
Contract end date	

16/17 Contracted general activity (UDA)	16,000
Carry forward general activity (UDA)	-270
16/17 Contracted orthodontic activity (UOA)	0
Carry forward orthodontic activity (UOA)	0
Baseline contract value	£429,519.54

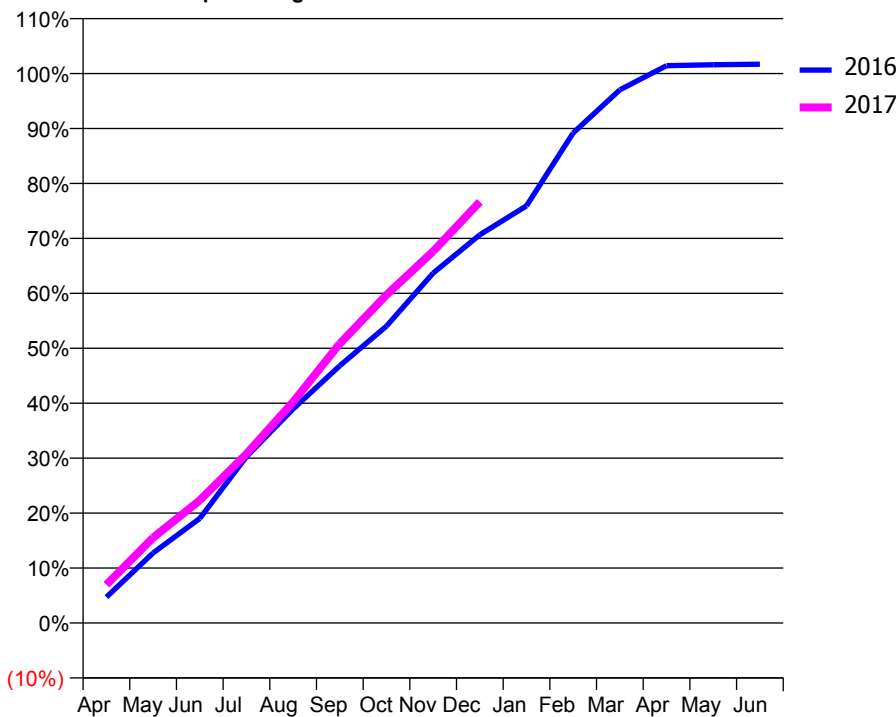
ACCESS*

Patients seen in 24 months	Total	Change since previous quarter
Quarter ending December 2015	5,793	
Quarter ending March 2016	5,895	→
Quarter ending June 2016	5,939	→
Quarter ending September 2016	6,059	↑
Quarter ending December 2016	6,126	→
Variance since December 2015	5.7%	↑



ACTIVITY

Cumulative percentage of contracted UDA delivered 2016 & 2017



Month	Adjusted Scheduled Activity (UDA)	
	2016	2017
April	753	1,115
May	2,040	2,488
June	3,047	3,572
July	4,845	4,927
August	6,232	6,438
September	7,493	8,136
October	8,646	9,554
November	10,188	10,821
December	11,305	12,262
January	12,146	
February	14,271	
March	15,525	
April	16,229	
May	16,256	
June	16,270	

QUALITY

	Quantity	Base Number	Contract	AT	Region	England
% of FP17s for the same patient ID Re-attending within 3 months - Children	43	1,256	3.4%	10.7%	12.1%	12.4%
% of FP17s for the same patient ID Re-attending within 3 months - Adults	220	3,202	6.9%	15.2%	15.9%	16.6%
% of FP17s for the same patient ID Re-attending between 3 & 9 months - Children	425	1,256	33.8%	55.5%	58.6%	57.5%
% of FP17s for the same patient ID Re-attending between 3 & 9 months - Adults	996	3,202	31.1%	48.9%	51.5%	50.4%
% of FP17s for Band 1 Urgent Courses	187	4,004	4.7%	8.5%	8.0%	9.1%
% of FP17s Relating to Free Repair or Replacements	32	4,004	0.8%	0.8%	0.8%	0.8%
% of FP17s Relating to Continuations	25	4,004	0.6%	1.1%	1.2%	1.3%
% of Patients satisfied with the dentistry they have received	11	11	100.0%	93.6%	92.8%	92.7%
% of Patients satisfied with the time they had to wait for an appointment	11	11	100.0%	90.7%	89.2%	88.8%

* This is based on patients treated on this contract for their most recent course of treatment. Figures in italics indicate the base number of FP17s or Patient Questionnaire responses are less than 100. N/A is shown where the base number of responses is less than 10 during the period. % is calculated as Quantity/Base number*100

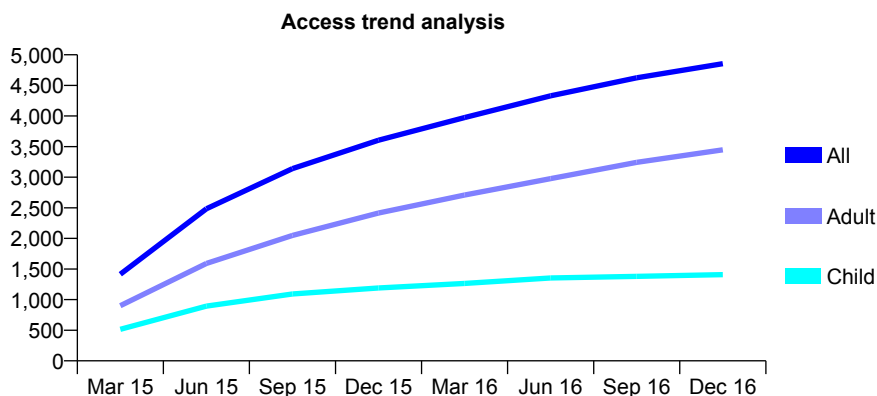
Q57 - Vital Signs At a Glance Contract Report for 128937/0001 - December 2016

Name or company name	Mr. N.R Chappell and Mr A.W Smith
Contract type name	GDS Contract
Purpose of contract	General
Contract start date	01/01/2015
Contract end date	

16/17 Contracted general activity (UDA)	14,033
Carry forward general activity (UDA)	-11
16/17 Contracted orthodontic activity (UOA)	0
Carry forward orthodontic activity (UOA)	0
Baseline contract value	£338,765.19

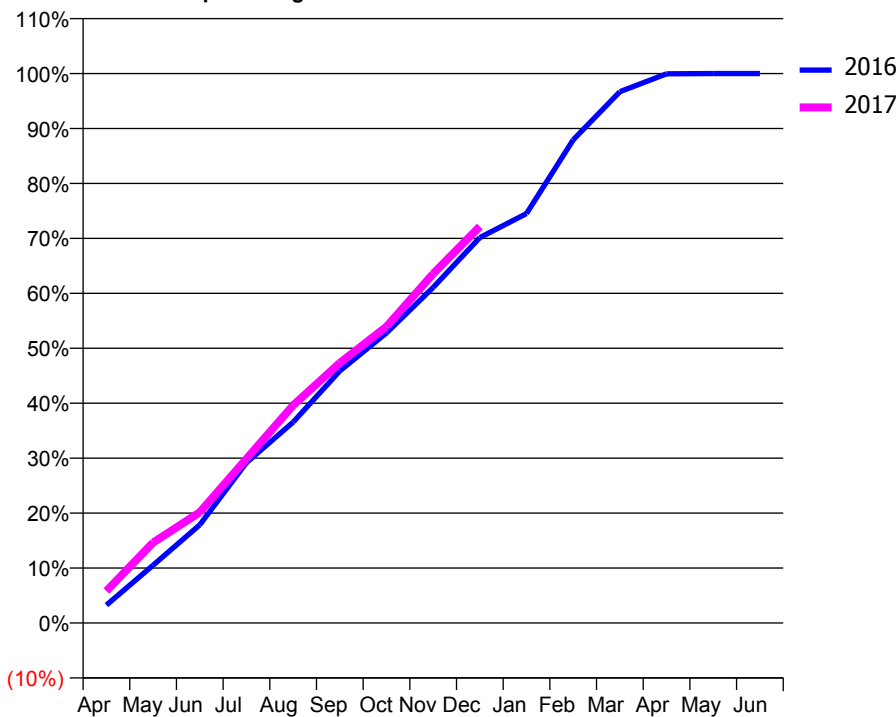
ACCESS*

Patients seen in 24 months	Total	Change since previous quarter
Quarter ending December 2015	3,605	
Quarter ending March 2016	3,975	↑
Quarter ending June 2016	4,331	↑
Quarter ending September 2016	4,624	↑
Quarter ending December 2016	4,856	↑
Variance since December 2015	34.7%	↑



ACTIVITY

Cumulative percentage of contracted UDA delivered 2016 & 2017



Month	Adjusted Scheduled Activity (UDA)	
	2016	2017
April	458	818
May	1,475	2,055
June	2,507	2,829
July	4,096	4,193
August	5,129	5,559
September	6,436	6,642
October	7,408	7,569
November	8,571	8,920
December	9,842	10,126
January	10,457	
February	12,340	
March	13,568	
April	14,026	
May	14,032	
June	14,032	

QUALITY

	Quantity	Base Number	Contract	AT	Region	England
% of FP17s for the same patient ID Re-attending within 3 months - Children	66	1,497	4.4%	10.7%	12.1%	12.4%
% of FP17s for the same patient ID Re-attending within 3 months - Adults	334	3,139	10.6%	15.2%	15.9%	16.6%
% of FP17s for the same patient ID Re-attending between 3 & 9 months - Children	817	1,497	54.6%	55.5%	58.6%	57.5%
% of FP17s for the same patient ID Re-attending between 3 & 9 months - Adults	1,518	3,139	48.4%	48.9%	51.5%	50.4%
% of FP17s for Band 1 Urgent Courses	140	4,453	3.1%	8.5%	8.0%	9.1%
% of FP17s Relating to Free Repair or Replacements	17	4,453	0.4%	0.8%	0.8%	0.8%
% of FP17s Relating to Continuations	34	4,453	0.8%	1.1%	1.2%	1.3%
% of Patients satisfied with the dentistry they have received	7	8	N/A	93.6%	92.8%	92.7%
% of Patients satisfied with the time they had to wait for an appointment	8	8	N/A	90.7%	89.2%	88.8%

* This is based on patients treated on this contract for their most recent course of treatment. Figures in italics indicate the base number of FP17s or Patient Questionnaire responses are less than 100. N/A is shown where the base number of responses is less than 10 during the period. % is calculated as Quantity/Base number*100

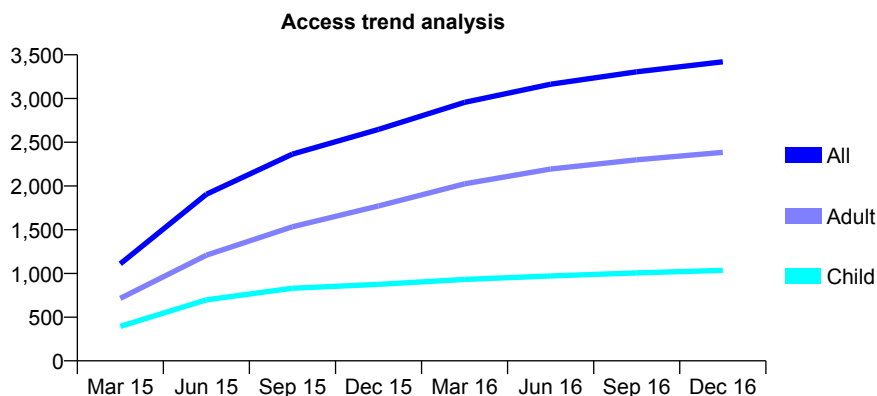
Q57 - Vital Signs At a Glance Contract Report for 129291/0001 - December 2016

Name or company name	The Essex Dental Clinic
Contract type name	GDS Contract
Purpose of contract	General
Contract start date	01/12/2014
Contract end date	

16/17 Contracted general activity (UDA)	8,750
Carry forward general activity (UDA)	-10
16/17 Contracted orthodontic activity (UOA)	0
Carry forward orthodontic activity (UOA)	0
Baseline contract value	£189,940.88

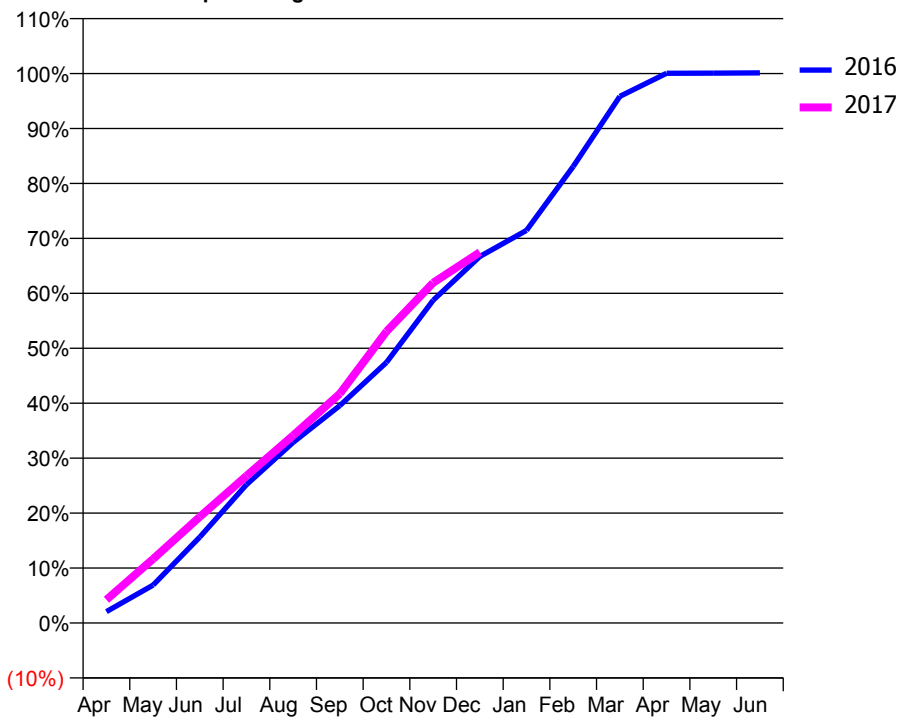
ACCESS*

Patients seen in 24 months	Total	Change since previous quarter
Quarter ending December 2015	2,647	
Quarter ending March 2016	2,956	↑
Quarter ending June 2016	3,164	↑
Quarter ending September 2016	3,305	↑
Quarter ending December 2016	3,420	↑
Variance since December 2015	29.2%	↑



ACTIVITY

Cumulative percentage of contracted UDA delivered 2016 & 2017



Month	Adjusted Scheduled Activity (UDA)	
	2016	2017
April	181	371
May	603	1,020
June	1,368	1,692
July	2,204	2,343
August	2,876	2,987
September	3,462	3,652
October	4,149	4,643
November	5,139	5,418
December	5,836	5,904
January	6,251	
February	7,269	
March	8,386	
April	8,753	
May	8,756	
June	8,760	

QUALITY

	Quantity	Base Number	Contract	AT	Region	England
% of FP17s for the same patient ID Re-attending within 3 months - Children	82	1,099	7.5%	10.7%	12.1%	12.4%
% of FP17s for the same patient ID Re-attending within 3 months - Adults	348	2,206	15.8%	15.2%	15.9%	16.6%
% of FP17s for the same patient ID Re-attending between 3 & 9 months - Children	664	1,099	60.4%	55.5%	58.6%	57.5%
% of FP17s for the same patient ID Re-attending between 3 & 9 months - Adults	1,020	2,206	46.2%	48.9%	51.5%	50.4%
% of FP17s for Band 1 Urgent Courses	187	2,596	7.2%	8.5%	8.0%	9.1%
% of FP17s Relating to Free Repair or Replacements	9	2,596	0.3%	0.8%	0.8%	0.8%
% of FP17s Relating to Continuations	26	2,596	1.0%	1.1%	1.2%	1.3%
% of Patients satisfied with the dentistry they have received	8	9	N/A	93.6%	92.8%	92.7%
% of Patients satisfied with the time they had to wait for an appointment	9	9	N/A	90.7%	89.2%	88.8%

* This is based on patients treated on this contract for their most recent course of treatment. Figures in italics indicate the base number of FP17s or Patient Questionnaire responses are less than 100. N/A is shown where the base number of responses is less than 10 during the period. % is calculated as Quantity/Base number*100

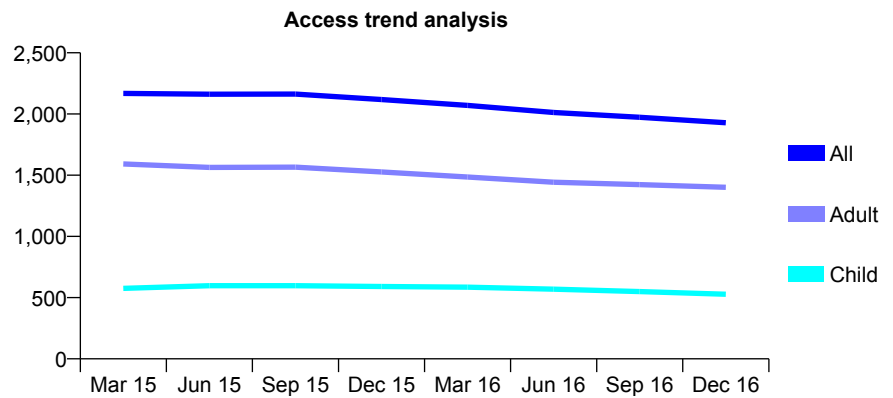
Q57 - Vital Signs At a Glance Contract Report for 130397/0001 - December 2016

Name or company name	Mr I Arbee & Miss Banoo Peer
Contract type name	GDS Contract
Purpose of contract	General
Contract start date	01/05/2010
Contract end date	

16/17 Contracted general activity (UDA)	9,356
Carry forward general activity (UDA)	104
16/17 Contracted orthodontic activity (UOA)	0
Carry forward orthodontic activity (UOA)	0
Baseline contract value	£246,200.83

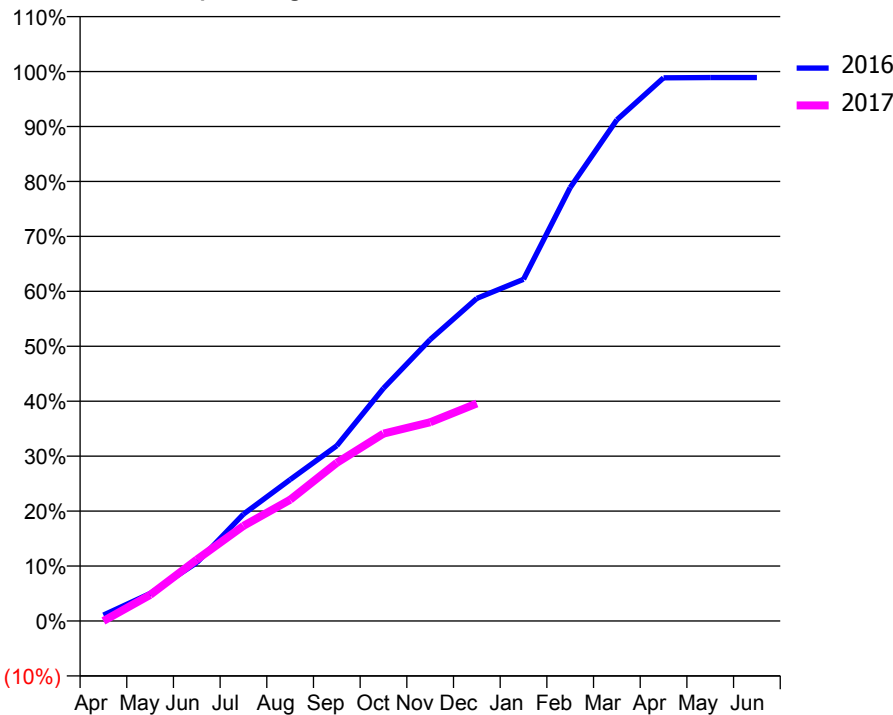
ACCESS*

Patients seen in 24 months	Total	Change since previous quarter
Quarter ending December 2015	2,118	
Quarter ending March 2016	2,070	↓
Quarter ending June 2016	2,012	↓
Quarter ending September 2016	1,973	↓
Quarter ending December 2016	1,929	↓
Variance since December 2015	(8.9%)	↓



ACTIVITY

Cumulative percentage of contracted UDA delivered 2016 & 2017



Month	Adjusted Scheduled Activity (UDA)	
	2016	2017
April	100	-0
May	468	443
June	993	1,047
July	1,820	1,621
August	2,407	2,064
September	2,985	2,694
October	3,962	3,192
November	4,793	3,385
December	5,494	3,705
January	5,817	
February	7,379	
March	8,534	
April	9,249	
May	9,252	
June	9,252	

QUALITY

	Quantity	Base Number	Contract	AT	Region	England
% of FP17s for the same patient ID Re-attending within 3 months - Children	82	542	15.1%	10.7%	12.1%	12.4%
% of FP17s for the same patient ID Re-attending within 3 months - Adults	192	1,126	17.1%	15.2%	15.9%	16.6%
% of FP17s for the same patient ID Re-attending between 3 & 9 months - Children	334	542	61.6%	55.5%	58.6%	57.5%
% of FP17s for the same patient ID Re-attending between 3 & 9 months - Adults	672	1,126	59.7%	48.9%	51.5%	50.4%
% of FP17s for Band 1 Urgent Courses	63	1,514	4.2%	8.5%	8.0%	9.1%
% of FP17s Relating to Free Repair or Replacements	0	1,514	0.0%	0.8%	0.8%	0.8%
% of FP17s Relating to Continuations	1	1,514	0.1%	1.1%	1.2%	1.3%
% of Patients satisfied with the dentistry they have received	9	9	N/A	93.6%	92.8%	92.7%
% of Patients satisfied with the time they had to wait for an appointment	9	9	N/A	90.7%	89.2%	88.8%

* This is based on patients treated on this contract for their most recent course of treatment. Figures in italics indicate the base number of FP17s or Patient Questionnaire responses are less than 100. N/A is shown where the base number of responses is less than 10 during the period. % is calculated as Quantity/Base number*100

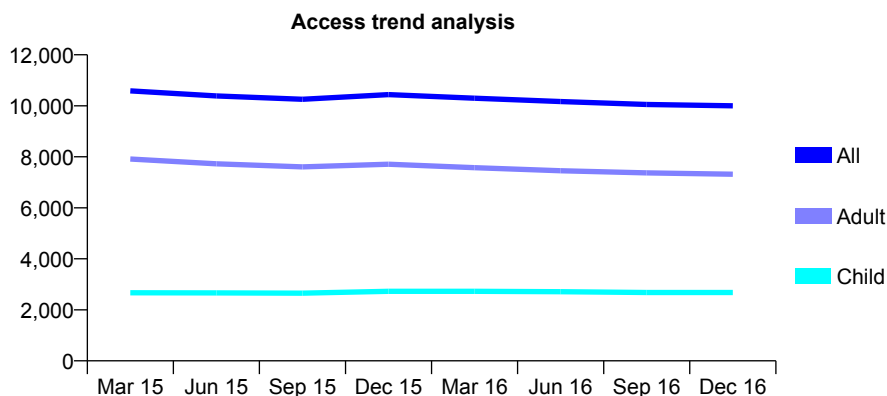
Q57 - Vital Signs At a Glance Contract Report for 131083/0001 - December 2016

Name or company name	Highwoods & St Johns Limited
Contract type name	GDS Contract
Purpose of contract	General
Contract start date	12/11/2007
Contract end date	

16/17 Contracted general activity (UDA)	29,084
Carry forward general activity (UDA)	-357
16/17 Contracted orthodontic activity (UOA)	0
Carry forward orthodontic activity (UOA)	0
Baseline contract value	£919,104.33

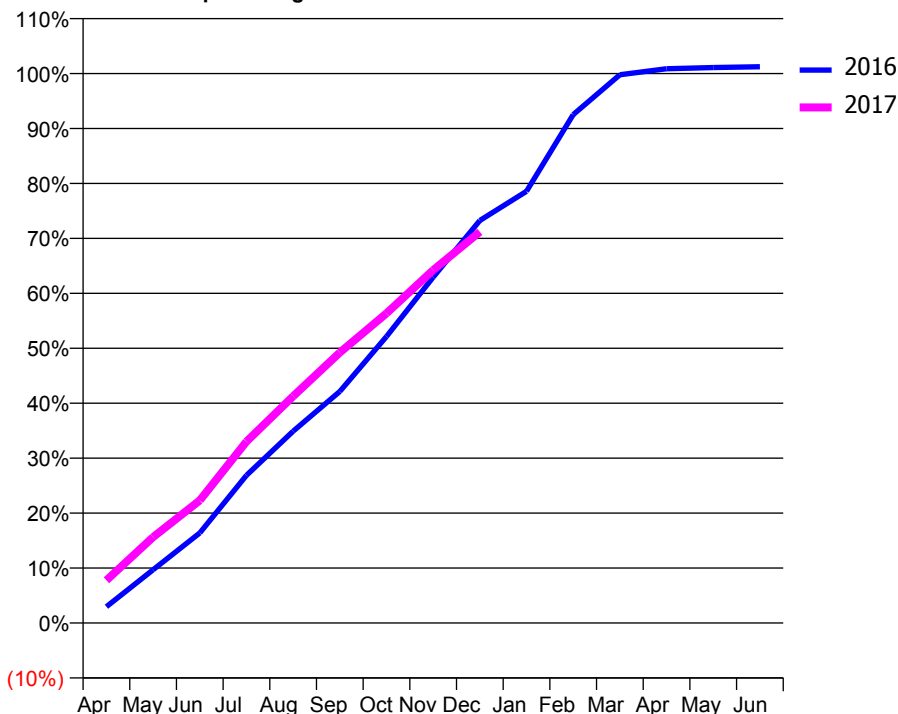
ACCESS*

Patients seen in 24 months	Total	Change since previous quarter
Quarter ending December 2015	10,437	
Quarter ending March 2016	10,299	↓
Quarter ending June 2016	10,165	↓
Quarter ending September 2016	10,050	↓
Quarter ending December 2016	9,999	→
Variance since December 2015	(4.2%)	↓



ACTIVITY

Cumulative percentage of contracted UDA delivered 2016 & 2017



Month	Adjusted Scheduled Activity (UDA)	
	2016	2017
April	865	2,264
May	2,818	4,549
June	4,770	6,489
July	7,819	9,603
August	10,152	12,004
September	12,257	14,315
October	15,162	16,391
November	18,303	18,679
December	21,301	20,707
January	22,849	
February	26,911	
March	29,018	
April	29,335	
May	29,401	
June	29,441	

QUALITY

	Quantity	Base Number	Contract	AT	Region	England
% of FP17s for the same patient ID Re-attending within 3 months - Children	211	3,029	7.0%	10.7%	12.1%	12.4%
% of FP17s for the same patient ID Re-attending within 3 months - Adults	1,307	7,565	17.3%	15.2%	15.9%	16.6%
% of FP17s for the same patient ID Re-attending between 3 & 9 months - Children	1,829	3,029	60.4%	55.5%	58.6%	57.5%
% of FP17s for the same patient ID Re-attending between 3 & 9 months - Adults	3,821	7,565	50.5%	48.9%	51.5%	50.4%
% of FP17s for Band 1 Urgent Courses	1,113	10,379	10.7%	8.5%	8.0%	9.1%
% of FP17s Relating to Free Repair or Replacements	114	10,379	1.1%	0.8%	0.8%	0.8%
% of FP17s Relating to Continuations	46	10,379	0.4%	1.1%	1.2%	1.3%
% of Patients satisfied with the dentistry they have received	17	20	85.0%	93.6%	92.8%	92.7%
% of Patients satisfied with the time they had to wait for an appointment	16	20	80.0%	90.7%	89.2%	88.8%

* This is based on patients treated on this contract for their most recent course of treatment. Figures in italics indicate the base number of FP17s or Patient Questionnaire responses are less than 100. N/A is shown where the base number of responses is less than 10 during the period. % is calculated as Quantity/Base number*100

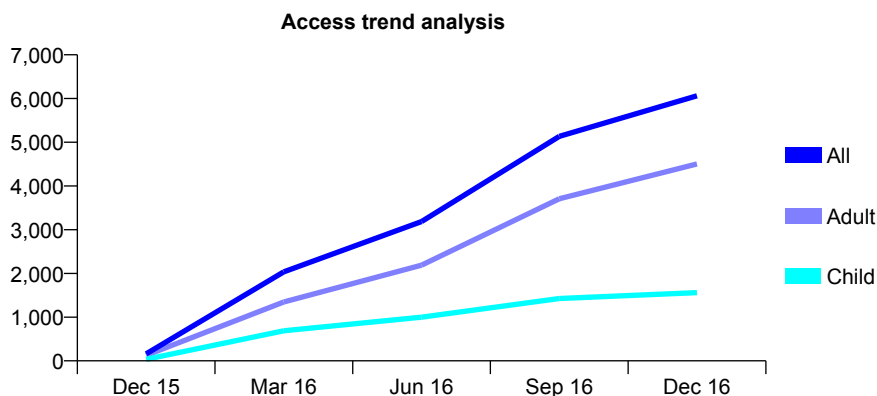
Q57 - Vital Signs At a Glance Contract Report for 131903/0001 - December 2016

Name or company name	MR K SINGH
Contract type name	GDS Contract
Purpose of contract	General
Contract start date	01/12/2015
Contract end date	

16/17 Contracted general activity (UDA)	19,500
Carry forward general activity (UDA)	-63
16/17 Contracted orthodontic activity (UOA)	0
Carry forward orthodontic activity (UOA)	0
Baseline contract value	£564,782.00

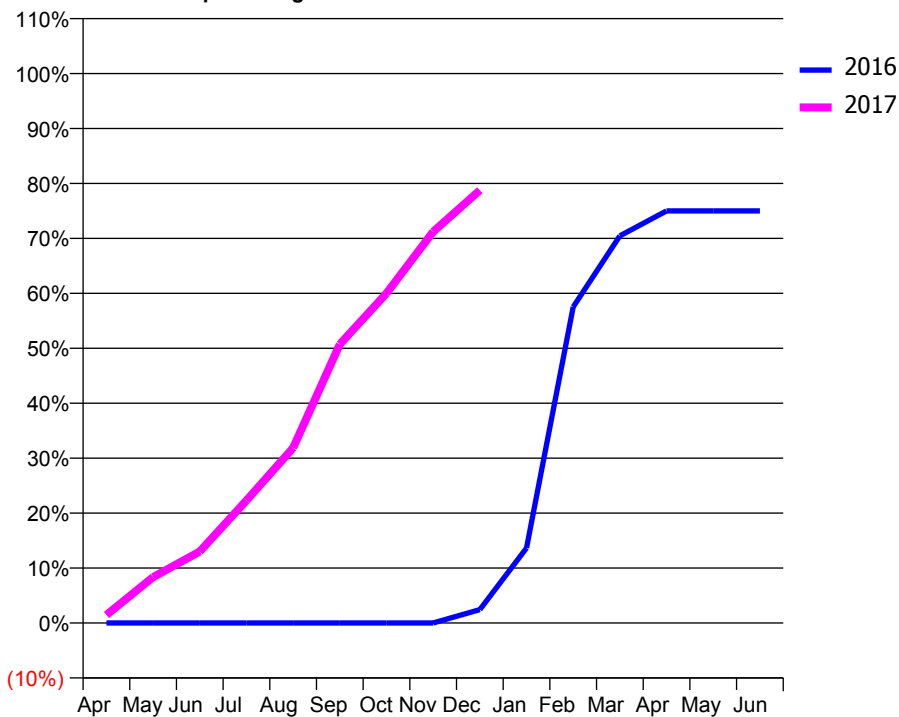
ACCESS*

Patients seen in 24 months	Total	Change since previous quarter
Quarter ending December 2015	161	
Quarter ending March 2016	2,037	↑
Quarter ending June 2016	3,185	↑
Quarter ending September 2016	5,134	↑
Quarter ending December 2016	6,063	↑
Variance since December 2015	3665.8%	↑



ACTIVITY

Cumulative percentage of contracted UDA delivered 2016 & 2017



Month	Adjusted Scheduled Activity (UDA)	
	2016	2017
April	0	285
May	0	1,629
June	0	2,537
July	0	4,352
August	0	6,217
September	0	9,893
October	0	11,699
November	0	13,888
December	158	15,359
January	885	
February	3,731	
March	4,569	
April	4,863	
May	4,863	
June	4,863	

QUALITY

	Quantity	Base Number	Contract	AT	Region	England
% of FP17s for the same patient ID Re-attending within 3 months - Children	83	1,594	5.2%	10.7%	12.1%	12.4%
% of FP17s for the same patient ID Re-attending within 3 months - Adults	294	4,601	6.4%	15.2%	15.9%	16.6%
% of FP17s for the same patient ID Re-attending between 3 & 9 months - Children	326	1,594	20.5%	55.5%	58.6%	57.5%
% of FP17s for the same patient ID Re-attending between 3 & 9 months - Adults	824	4,601	17.9%	48.9%	51.5%	50.4%
% of FP17s for Band 1 Urgent Courses	268	6,057	4.4%	8.5%	8.0%	9.1%
% of FP17s Relating to Free Repair or Replacements	21	6,057	0.3%	0.8%	0.8%	0.8%
% of FP17s Relating to Continuations	17	6,057	0.3%	1.1%	1.2%	1.3%
% of Patients satisfied with the dentistry they have received	19	20	95.0%	93.6%	92.8%	92.7%
% of Patients satisfied with the time they had to wait for an appointment	20	20	100.0%	90.7%	89.2%	88.8%

* This is based on patients treated on this contract for their most recent course of treatment. Figures in italics indicate the base number of FP17s or Patient Questionnaire responses are less than 100. N/A is shown where the base number of responses is less than 10 during the period. % is calculated as Quantity/Base number*100

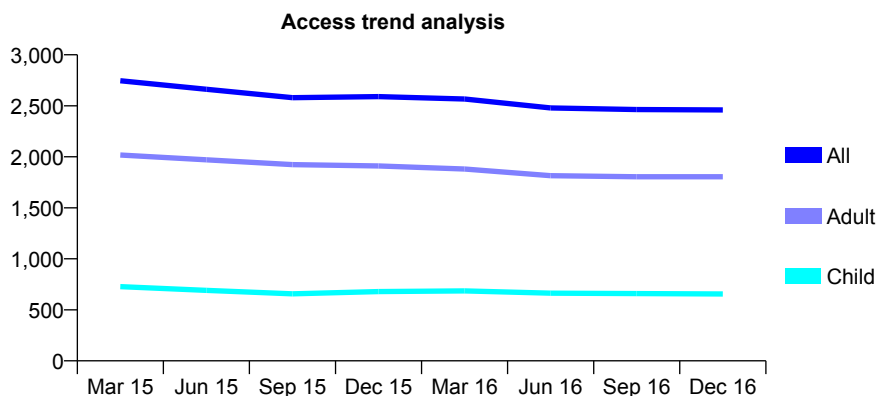
Q57 - Vital Signs At a Glance Contract Report for 133590/0001 - December 2016

Name or company name	Laindon Health Centre Dental Practice
Contract type name	GDS Contract
Purpose of contract	General
Contract start date	01/07/2006
Contract end date	

16/17 Contracted general activity (UDA)	7,926
Carry forward general activity (UDA)	101
16/17 Contracted orthodontic activity (UOA)	0
Carry forward orthodontic activity (UOA)	0
Baseline contract value	£213,955.03

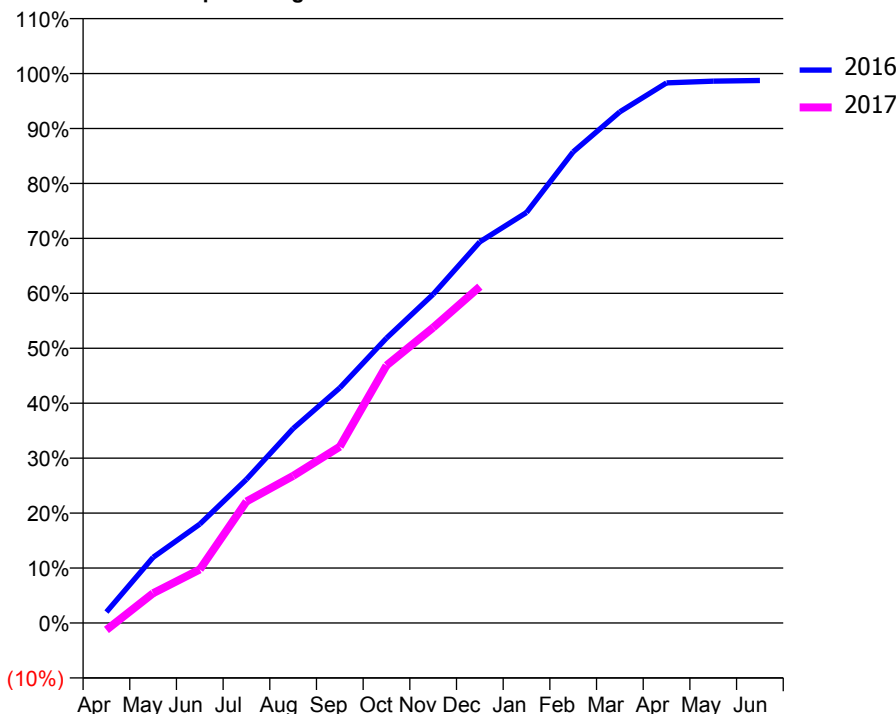
ACCESS*

Patients seen in 24 months	Total	Change since previous quarter
Quarter ending December 2015	2,590	
Quarter ending March 2016	2,567	→
Quarter ending June 2016	2,479	↓
Quarter ending September 2016	2,464	→
Quarter ending December 2016	2,460	→
Variance since December 2015	(5.0%)	↓



ACTIVITY

Cumulative percentage of contracted UDA delivered 2016 & 2017



Adjusted Scheduled Activity (UDA)

Month	2016	2017
April	159	-101
May	947	429
June	1,426	771
July	2,072	1,753
August	2,805	2,123
September	3,393	2,543
October	4,109	3,716
November	4,743	4,261
December	5,498	4,852
January	5,921	
February	6,797	
March	7,373	
April	7,790	
May	7,816	
June	7,825	

QUALITY

	Quantity	Base Number	Contract	AT	Region	England
% of FP17s for the same patient ID Re-attending within 3 months - Children	61	636	9.6%	10.7%	12.1%	12.4%
% of FP17s for the same patient ID Re-attending within 3 months - Adults	261	1,839	14.2%	15.2%	15.9%	16.6%
% of FP17s for the same patient ID Re-attending between 3 & 9 months - Children	326	636	51.3%	55.5%	58.6%	57.5%
% of FP17s for the same patient ID Re-attending between 3 & 9 months - Adults	1,079	1,839	58.7%	48.9%	51.5%	50.4%
% of FP17s for Band 1 Urgent Courses	184	2,212	8.3%	8.5%	8.0%	9.1%
% of FP17s Relating to Free Repair or Replacements	20	2,212	0.9%	0.8%	0.8%	0.8%
% of FP17s Relating to Continuations	16	2,212	0.7%	1.1%	1.2%	1.3%
% of Patients satisfied with the dentistry they have received	2	2	N/A	93.6%	92.8%	92.7%
% of Patients satisfied with the time they had to wait for an appointment	2	2	N/A	90.7%	89.2%	88.8%

* This is based on patients treated on this contract for their most recent course of treatment. Figures in italics indicate the base number of FP17s or Patient Questionnaire responses are less than 100. N/A is shown where the base number of responses is less than 10 during the period. % is calculated as Quantity/Base number*100

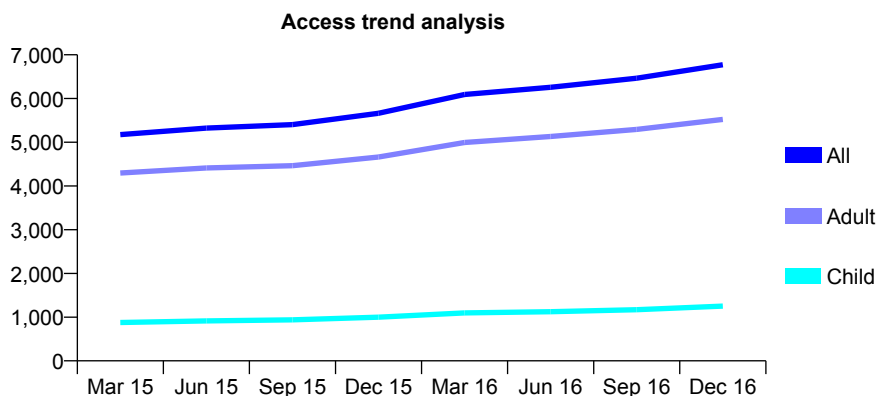
Q57 - Vital Signs At a Glance Contract Report for 133671/0001 - December 2016

Name or company name	One Step By Step Limited
Contract type name	GDS Contract
Purpose of contract	General
Contract start date	27/09/2010
Contract end date	

16/17 Contracted general activity (UDA)	15,202
Carry forward general activity (UDA)	-304
16/17 Contracted orthodontic activity (UOA)	0
Carry forward orthodontic activity (UOA)	0
Baseline contract value	£380,107.45

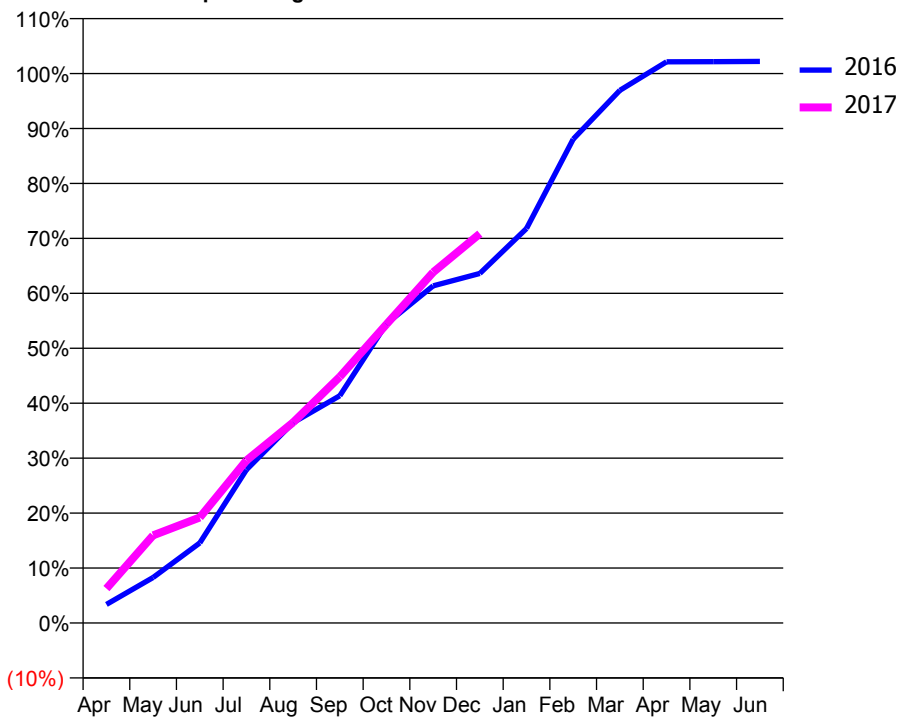
ACCESS*

Patients seen in 24 months	Total	Change since previous quarter
Quarter ending December 2015	5,662	
Quarter ending March 2016	6,093	↑
Quarter ending June 2016	6,256	↑
Quarter ending September 2016	6,464	↑
Quarter ending December 2016	6,773	↑
Variance since December 2015	19.6%	↑



ACTIVITY

Cumulative percentage of contracted UDA delivered 2016 & 2017



Month	Adjusted Scheduled Activity (UDA)	
	2016	2017
April	515	954
May	1,258	2,427
June	2,217	2,919
July	4,242	4,500
August	5,541	5,551
September	6,286	6,811
October	8,279	8,266
November	9,327	9,704
December	9,669	10,770
January	10,913	
February	13,384	
March	14,737	
April	15,526	
May	15,529	
June	15,535	

QUALITY

	Quantity	Base Number	Contract	AT	Region	England
% of FP17s for the same patient ID Re-attending within 3 months - Children	84	1,242	6.8%	10.7%	12.1%	12.4%
% of FP17s for the same patient ID Re-attending within 3 months - Adults	717	5,561	12.9%	15.2%	15.9%	16.6%
% of FP17s for the same patient ID Re-attending between 3 & 9 months - Children	618	1,242	49.8%	55.5%	58.6%	57.5%
% of FP17s for the same patient ID Re-attending between 3 & 9 months - Adults	2,938	5,561	52.8%	48.9%	51.5%	50.4%
% of FP17s for Band 1 Urgent Courses	753	6,029	12.5%	8.5%	8.0%	9.1%
% of FP17s Relating to Free Repair or Replacements	19	6,029	0.3%	0.8%	0.8%	0.8%
% of FP17s Relating to Continuations	4	6,029	0.1%	1.1%	1.2%	1.3%
% of Patients satisfied with the dentistry they have received	24	24	100.0%	93.6%	92.8%	92.7%
% of Patients satisfied with the time they had to wait for an appointment	21	24	87.5%	90.7%	89.2%	88.8%

* This is based on patients treated on this contract for their most recent course of treatment. Figures in italics indicate the base number of FP17s or Patient Questionnaire responses are less than 100. N/A is shown where the base number of responses is less than 10 during the period. % is calculated as Quantity/Base number*100

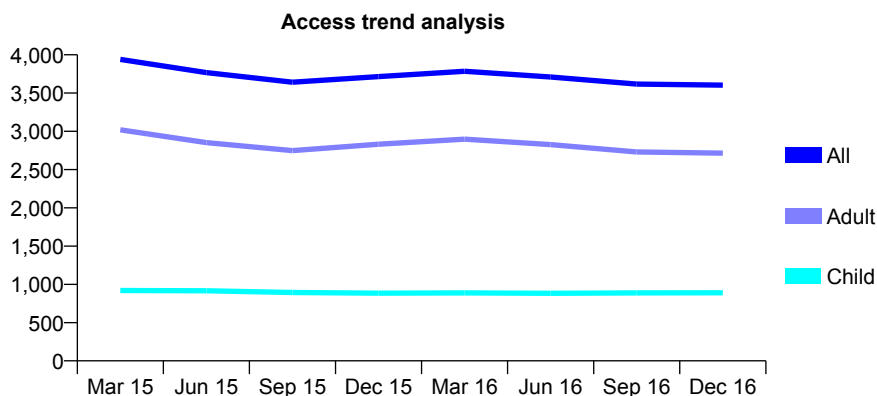
Q57 - Vital Signs At a Glance Contract Report for 134295/0008 - December 2016

Name or company name	The Benfleet Dental Centre
Contract type name	GDS Contract
Purpose of contract	General
Contract start date	01/06/2012
Contract end date	

16/17 Contracted general activity (UDA)	9,152
Carry forward general activity (UDA)	-45
16/17 Contracted orthodontic activity (UOA)	0
Carry forward orthodontic activity (UOA)	0
Baseline contract value	£238,551.70

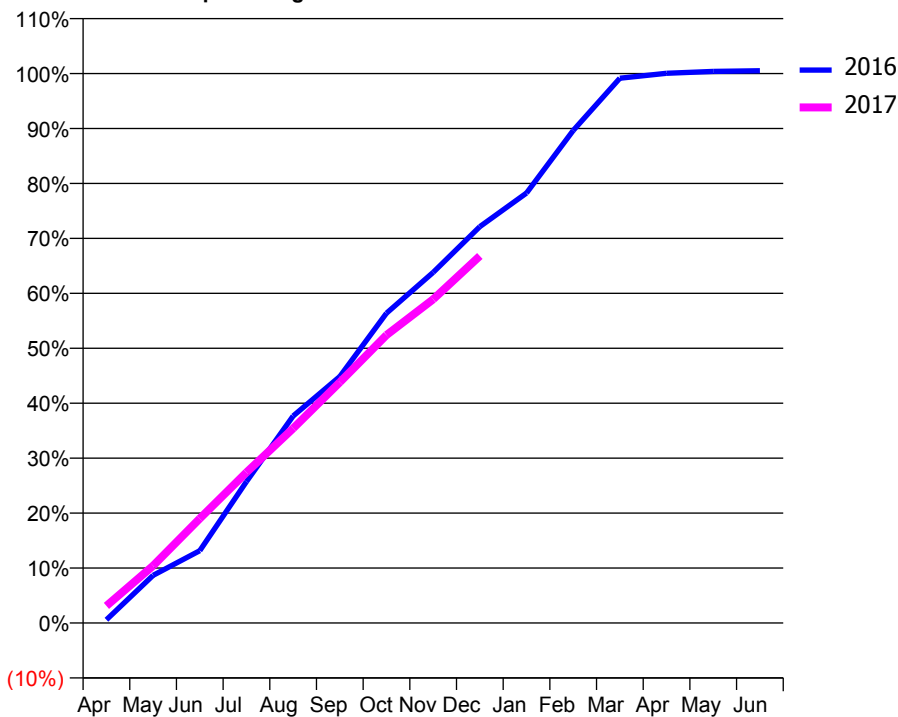
ACCESS*

Patients seen in 24 months	Total	Change since previous quarter
Quarter ending December 2015	3,715	
Quarter ending March 2016	3,785	→
Quarter ending June 2016	3,709	↓
Quarter ending September 2016	3,618	↓
Quarter ending December 2016	3,604	→
Variance since December 2015	(3.0%)	↓



ACTIVITY

Cumulative percentage of contracted UDA delivered 2016 & 2017



Month	Adjusted Scheduled Activity (UDA)	
	2016	2017
April	55	286
May	795	954
June	1,206	1,740
July	2,356	2,509
August	3,447	3,241
September	4,106	4,009
October	5,161	4,795
November	5,839	5,391
December	6,601	6,113
January	7,162	
February	8,203	
March	9,073	
April	9,156	
May	9,186	
June	9,197	

QUALITY

	Quantity	Base Number	Contract	AT	Region	England
% of FP17s for the same patient ID Re-attending within 3 months - Children	69	886	7.8%	10.7%	12.1%	12.4%
% of FP17s for the same patient ID Re-attending within 3 months - Adults	228	2,247	10.1%	15.2%	15.9%	16.6%
% of FP17s for the same patient ID Re-attending between 3 & 9 months - Children	341	886	38.5%	55.5%	58.6%	57.5%
% of FP17s for the same patient ID Re-attending between 3 & 9 months - Adults	1,029	2,247	45.8%	48.9%	51.5%	50.4%
% of FP17s for Band 1 Urgent Courses	255	3,088	8.3%	8.5%	8.0%	9.1%
% of FP17s Relating to Free Repair or Replacements	0	3,088	0.0%	0.8%	0.8%	0.8%
% of FP17s Relating to Continuations	6	3,088	0.2%	1.1%	1.2%	1.3%
% of Patients satisfied with the dentistry they have received	5	5	N/A	93.6%	92.8%	92.7%
% of Patients satisfied with the time they had to wait for an appointment	5	5	N/A	90.7%	89.2%	88.8%

* This is based on patients treated on this contract for their most recent course of treatment. Figures in italics indicate the base number of FP17s or Patient Questionnaire responses are less than 100. N/A is shown where the base number of responses is less than 10 during the period. % is calculated as Quantity/Base number*100

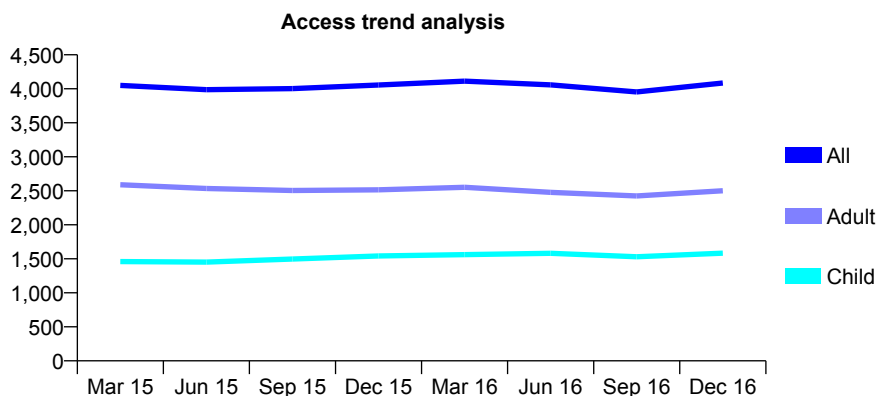
Q57 - Vital Signs At a Glance Contract Report for 134392/0001 - December 2016

Name or company name	Mr E. Harunani, Mr N. Harunani & Mr M. Ka
Contract type name	GDS Contract
Purpose of contract	General
Contract start date	02/10/2012
Contract end date	

16/17 Contracted general activity (UDA)	13,250
Carry forward general activity (UDA)	167
16/17 Contracted orthodontic activity (UOA)	0
Carry forward orthodontic activity (UOA)	0
Baseline contract value	£323,803.19

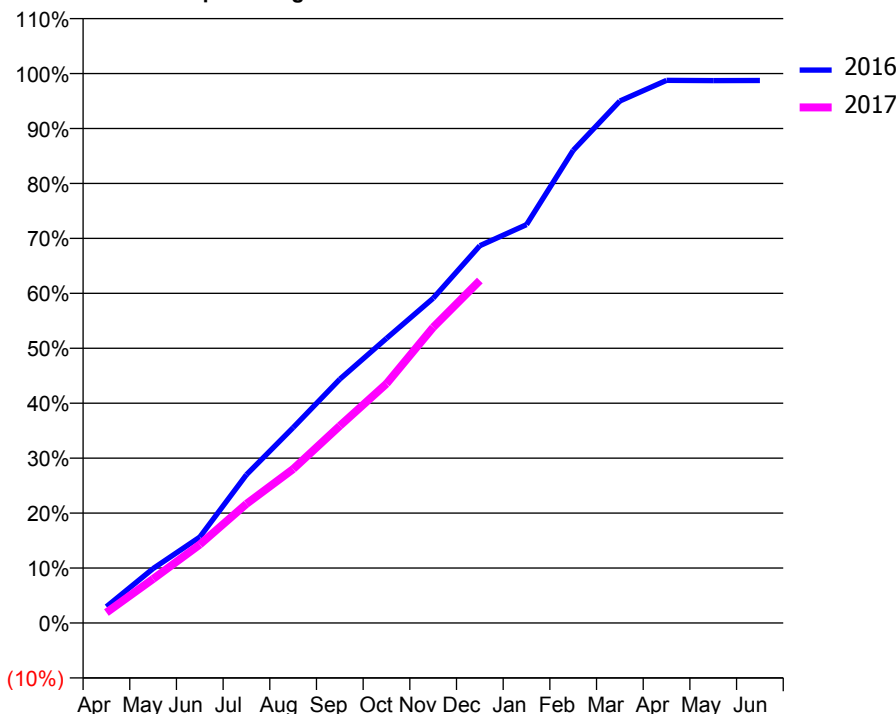
ACCESS*

Patients seen in 24 months	Total	Change since previous quarter
Quarter ending December 2015	4,056	
Quarter ending March 2016	4,112	→
Quarter ending June 2016	4,058	↓
Quarter ending September 2016	3,954	↓
Quarter ending December 2016	4,085	↑
Variance since December 2015	0.7%	→



ACTIVITY

Cumulative percentage of contracted UDA delivered 2016 & 2017



Month	Adjusted Scheduled Activity (UDA)	
	2016	2017
April	393	253
May	1,313	1,062
June	2,071	1,894
July	3,576	2,874
August	4,712	3,713
September	5,880	4,754
October	6,863	5,769
November	7,830	7,129
December	9,099	8,259
January	9,607	
February	11,396	
March	12,588	
April	13,086	
May	13,079	
June	13,081	

QUALITY

	Quantity	Base Number	Contract	AT	Region	England
% of FP17s for the same patient ID Re-attending within 3 months - Children	93	1,312	7.1%	10.7%	12.1%	12.4%
% of FP17s for the same patient ID Re-attending within 3 months - Adults	218	1,776	12.3%	15.2%	15.9%	16.6%
% of FP17s for the same patient ID Re-attending between 3 & 9 months - Children	549	1,312	41.8%	55.5%	58.6%	57.5%
% of FP17s for the same patient ID Re-attending between 3 & 9 months - Adults	648	1,776	36.5%	48.9%	51.5%	50.4%
% of FP17s for Band 1 Urgent Courses	400	2,932	13.6%	8.5%	8.0%	9.1%
% of FP17s Relating to Free Repair or Replacements	7	2,932	0.2%	0.8%	0.8%	0.8%
% of FP17s Relating to Continuations	24	2,932	0.8%	1.1%	1.2%	1.3%
% of Patients satisfied with the dentistry they have received	6	6	N/A	93.6%	92.8%	92.7%
% of Patients satisfied with the time they had to wait for an appointment	6	6	N/A	90.7%	89.2%	88.8%

* This is based on patients treated on this contract for their most recent course of treatment. Figures in italics indicate the base number of FP17s or Patient Questionnaire responses are less than 100. N/A is shown where the base number of responses is less than 10 during the period. % is calculated as Quantity/Base number*100

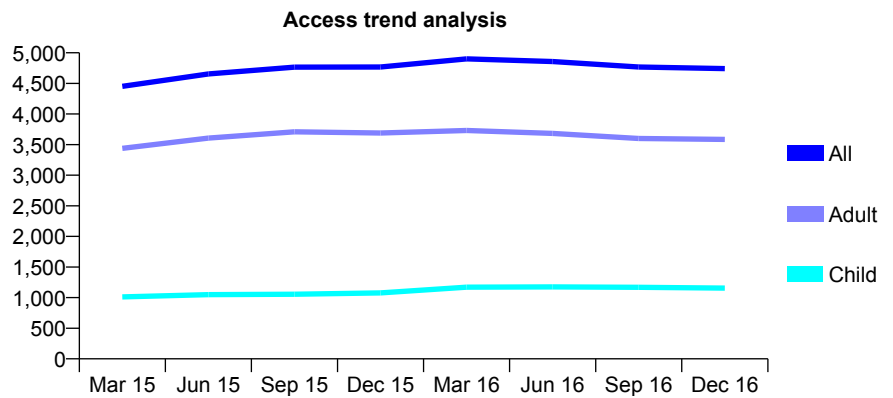
Q57 - Vital Signs At a Glance Contract Report for 136387/0004 - December 2016

Name or company name	Dr Allen
Contract type name	GDS Contract
Purpose of contract	General
Contract start date	01/10/2013
Contract end date	

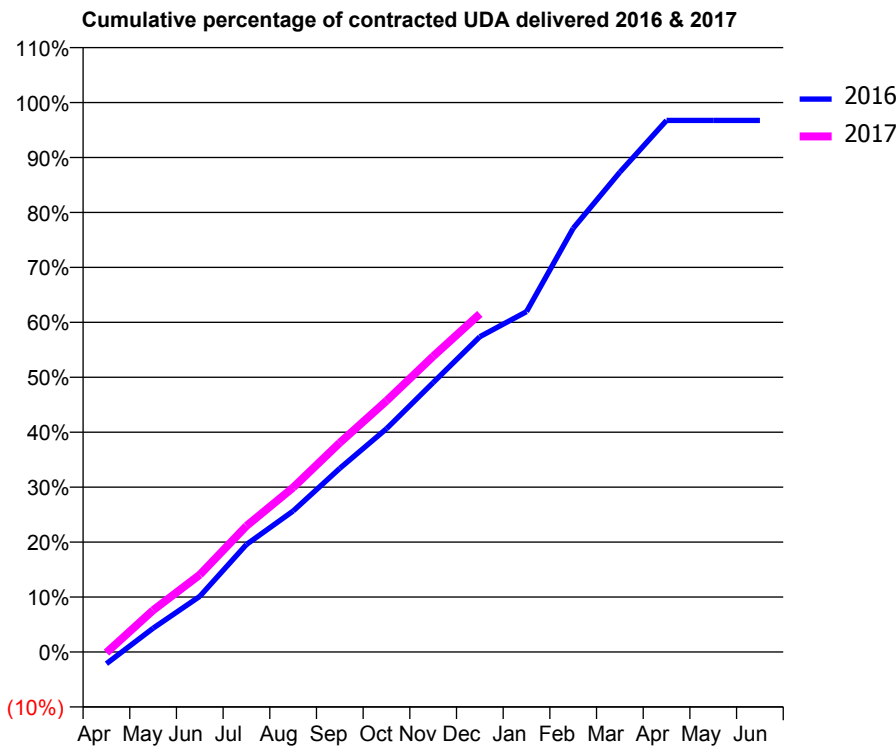
16/17 Contracted general activity (UDA)	23,406
Carry forward general activity (UDA)	765
16/17 Contracted orthodontic activity (UOA)	0
Carry forward orthodontic activity (UOA)	0
Baseline contract value	£625,148.33

ACCESS*

Patients seen in 24 months	Total	Change since previous quarter
Quarter ending December 2015	4,767	
Quarter ending March 2016	4,901	↑
Quarter ending June 2016	4,858	→
Quarter ending September 2016	4,768	↓
Quarter ending December 2016	4,741	→
Variance since December 2015	(0.5%)	→



ACTIVITY



Month	Adjusted Scheduled Activity (UDA)	
	2016	2017
April	-501	-30
May	1,013	1,782
June	2,373	3,293
July	4,579	5,372
August	6,004	7,009
September	7,822	8,914
October	9,510	10,697
November	11,474	12,597
December	13,432	14,404
January	14,501	
February	18,050	
March	20,439	
April	22,641	
May	22,641	
June	22,641	

QUALITY

	Quantity	Base Number	Contract	AT	Region	England
% of FP17s for the same patient ID Re-attending within 3 months - Children	86	1,257	6.8%	10.7%	12.1%	12.4%
% of FP17s for the same patient ID Re-attending within 3 months - Adults	422	3,097	13.6%	15.2%	15.9%	16.6%
% of FP17s for the same patient ID Re-attending between 3 & 9 months - Children	631	1,257	50.2%	55.5%	58.6%	57.5%
% of FP17s for the same patient ID Re-attending between 3 & 9 months - Adults	1,373	3,097	44.3%	48.9%	51.5%	50.4%
% of FP17s for Band 1 Urgent Courses	219	3,881	5.6%	8.5%	8.0%	9.1%
% of FP17s Relating to Free Repair or Replacements	16	3,881	0.4%	0.8%	0.8%	0.8%
% of FP17s Relating to Continuations	55	3,881	1.4%	1.1%	1.2%	1.3%
% of Patients satisfied with the dentistry they have received	17	17	100.0%	93.6%	92.8%	92.7%
% of Patients satisfied with the time they had to wait for an appointment	17	17	100.0%	90.7%	89.2%	88.8%

* This is based on patients treated on this contract for their most recent course of treatment. Figures in italics indicate the base number of FP17s or Patient Questionnaire responses are less than 100. N/A is shown where the base number of responses is less than 10 during the period. % is calculated as Quantity/Base number*100

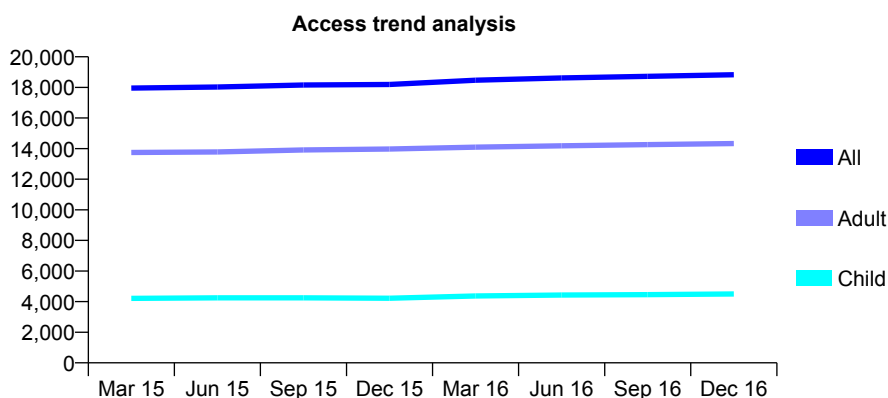
Q57 - Vital Signs At a Glance Contract Report for 136751/0001 - December 2016

Name or company name	Crowstone Dental Centre Limited
Contract type name	GDS Contract
Purpose of contract	General
Contract start date	01/08/2007
Contract end date	

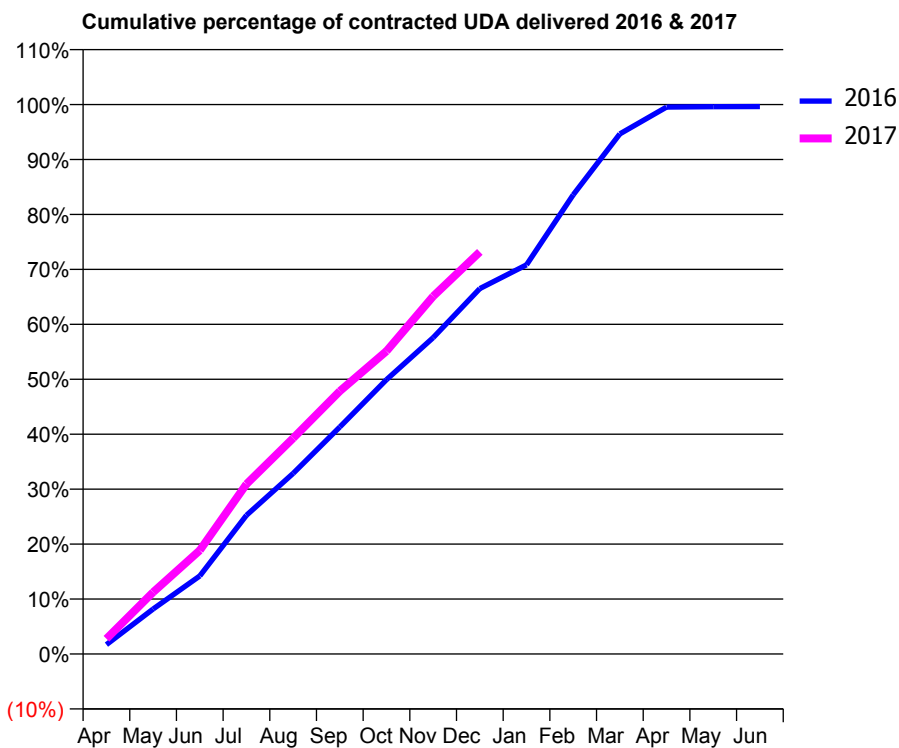
16/17 Contracted general activity (UDA)	57,626
Carry forward general activity (UDA)	208
16/17 Contracted orthodontic activity (UOA)	0
Carry forward orthodontic activity (UOA)	0
Baseline contract value	£1,700,917.87

ACCESS*

Patients seen in 24 months	Total	Change since previous quarter
Quarter ending December 2015	18,190	
Quarter ending March 2016	18,468	→
Quarter ending June 2016	18,618	→
Quarter ending September 2016	18,722	→
Quarter ending December 2016	18,832	→
Variance since December 2015	3.5%	↑



ACTIVITY



Month	Adjusted Scheduled Activity (UDA)	
	2016	2017
April	993	1,601
May	4,716	6,480
June	8,182	10,879
July	14,547	17,821
August	18,936	22,633
September	23,801	27,563
October	28,777	31,762
November	33,173	37,514
December	38,328	42,167
January	40,806	
February	48,153	
March	54,542	
April	57,355	
May	57,400	
June	57,418	

QUALITY

	Quantity	Base Number	Contract	AT	Region	England
% of FP17s for the same patient ID Re-attending within 3 months - Children	223	4,360	5.1%	10.7%	12.1%	12.4%
% of FP17s for the same patient ID Re-attending within 3 months - Adults	1,214	12,842	9.5%	15.2%	15.9%	16.6%
% of FP17s for the same patient ID Re-attending between 3 & 9 months - Children	2,190	4,360	50.2%	55.5%	58.6%	57.5%
% of FP17s for the same patient ID Re-attending between 3 & 9 months - Adults	6,059	12,842	47.2%	48.9%	51.5%	50.4%
% of FP17s for Band 1 Urgent Courses	1,007	16,131	6.2%	8.5%	8.0%	9.1%
% of FP17s Relating to Free Repair or Replacements	110	16,131	0.7%	0.8%	0.8%	0.8%
% of FP17s Relating to Continuations	62	16,131	0.4%	1.1%	1.2%	1.3%
% of Patients satisfied with the dentistry they have received	32	33	97.0%	93.6%	92.8%	92.7%
% of Patients satisfied with the time they had to wait for an appointment	32	33	97.0%	90.7%	89.2%	88.8%

* This is based on patients treated on this contract for their most recent course of treatment. Figures in italics indicate the base number of FP17s or Patient Questionnaire responses are less than 100. N/A is shown where the base number of responses is less than 10 during the period. % is calculated as Quantity/Base number*100

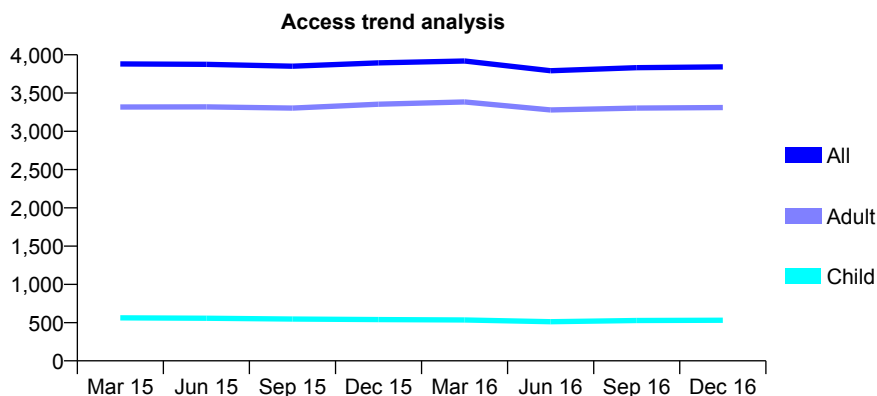
Q57 - Vital Signs At a Glance Contract Report for 137472/0001 - December 2016

Name or company name	Toothcare Limited
Contract type name	GDS Contract
Purpose of contract	General
Contract start date	01/08/2007
Contract end date	

16/17 Contracted general activity (UDA)	12,561
Carry forward general activity (UDA)	0
16/17 Contracted orthodontic activity (UOA)	0
Carry forward orthodontic activity (UOA)	0
Baseline contract value	£283,063.56

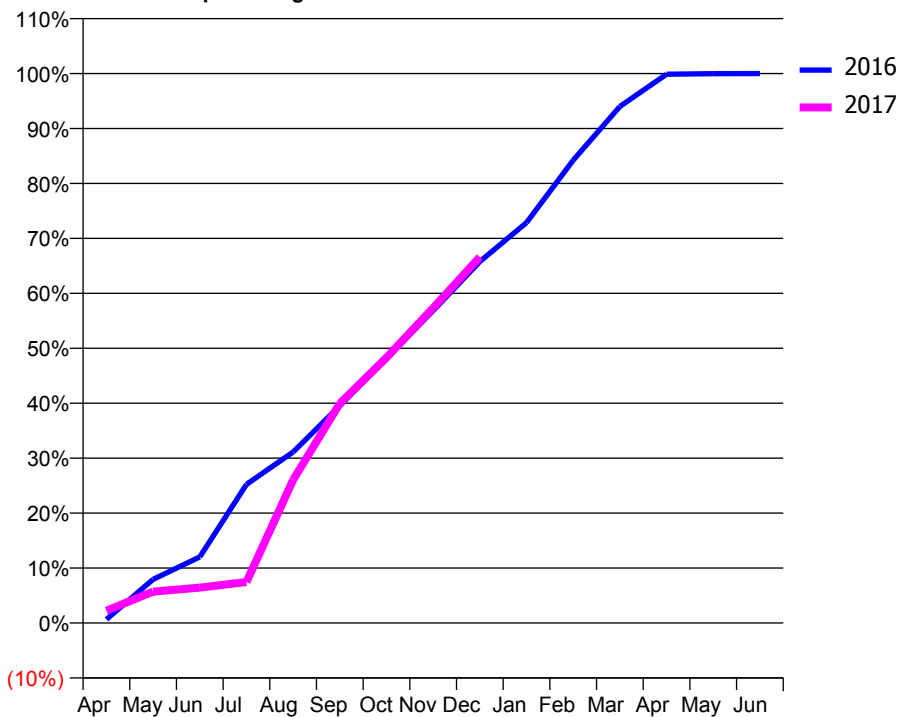
ACCESS*

Patients seen in 24 months	Total	Change since previous quarter
Quarter ending December 2015	3,894	
Quarter ending March 2016	3,919	→
Quarter ending June 2016	3,791	↓
Quarter ending September 2016	3,831	→
Quarter ending December 2016	3,842	→
Variance since December 2015	(1.3%)	↓



ACTIVITY

Cumulative percentage of contracted UDA delivered 2016 & 2017



Month	Adjusted Scheduled Activity (UDA)	
	2016	2017
April	83	283
May	997	718
June	1,511	810
July	3,168	936
August	3,910	3,272
September	4,968	5,020
October	6,052	6,067
November	7,141	7,200
December	8,263	8,366
January	9,152	
February	10,579	
March	11,806	
April	12,543	
May	12,558	
June	12,561	

QUALITY

	Quantity	Base Number	Contract	AT	Region	England
% of FP17s for the same patient ID Re-attending within 3 months - Children	33	576	5.7%	10.7%	12.1%	12.4%
% of FP17s for the same patient ID Re-attending within 3 months - Adults	601	3,980	15.1%	15.2%	15.9%	16.6%
% of FP17s for the same patient ID Re-attending between 3 & 9 months - Children	376	576	65.3%	55.5%	58.6%	57.5%
% of FP17s for the same patient ID Re-attending between 3 & 9 months - Adults	2,569	3,980	64.5%	48.9%	51.5%	50.4%
% of FP17s for Band 1 Urgent Courses	295	4,211	7.0%	8.5%	8.0%	9.1%
% of FP17s Relating to Free Repair or Replacements	120	4,211	2.8%	0.8%	0.8%	0.8%
% of FP17s Relating to Continuations	85	4,211	2.0%	1.1%	1.2%	1.3%
% of Patients satisfied with the dentistry they have received	21	23	91.3%	93.6%	92.8%	92.7%
% of Patients satisfied with the time they had to wait for an appointment	21	23	91.3%	90.7%	89.2%	88.8%

* This is based on patients treated on this contract for their most recent course of treatment. Figures in italics indicate the base number of FP17s or Patient Questionnaire responses are less than 100. N/A is shown where the base number of responses is less than 10 during the period. % is calculated as Quantity/Base number*100

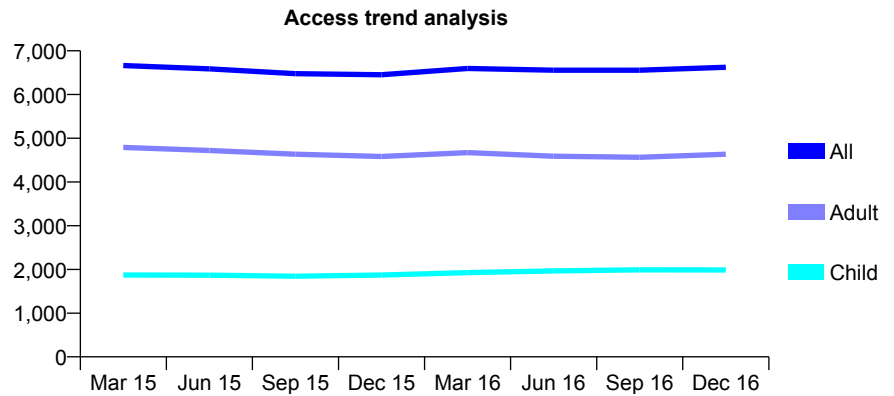
Q57 - Vital Signs At a Glance Contract Report for 138789/0001 - December 2016

Name or company name	Mr S B Radia & Mr P Vaid
Contract type name	GDS Contract
Purpose of contract	General
Contract start date	01/10/2008
Contract end date	

16/17 Contracted general activity (UDA)	25,465
Carry forward general activity (UDA)	931
16/17 Contracted orthodontic activity (UOA)	0
Carry forward orthodontic activity (UOA)	0
Baseline contract value	£746,364.53

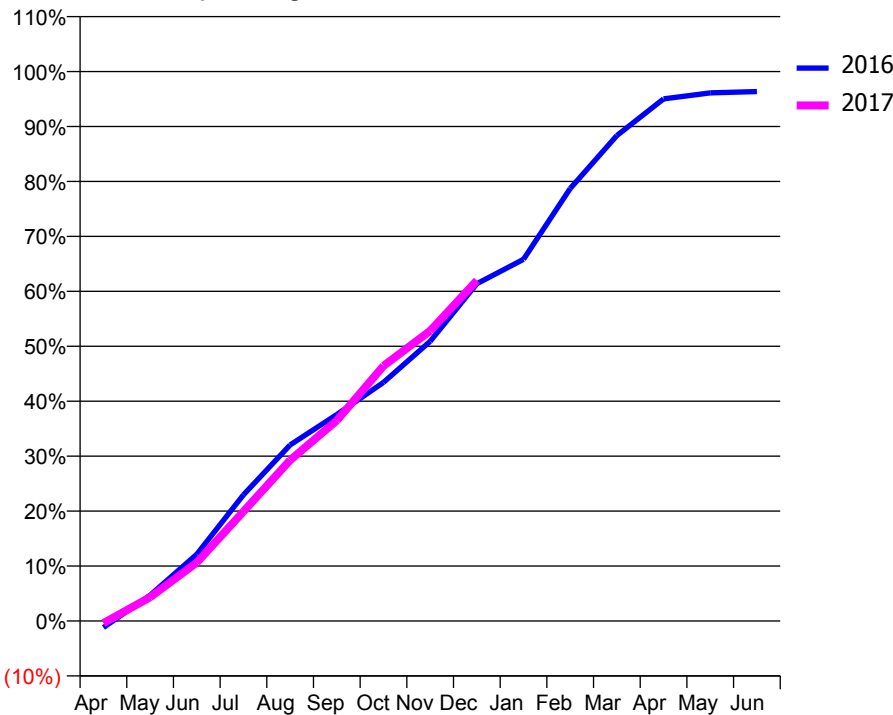
ACCESS*

Patients seen in 24 months	Total	Change since previous quarter
Quarter ending December 2015	6,454	
Quarter ending March 2016	6,597	↑
Quarter ending June 2016	6,557	→
Quarter ending September 2016	6,556	→
Quarter ending December 2016	6,624	→
Variance since December 2015	2.6%	↑



ACTIVITY

Cumulative percentage of contracted UDA delivered 2016 & 2017



Month	Adjusted Scheduled Activity (UDA)	
	2016	2017
April	-306	-100
May	1,197	1,105
June	3,090	2,713
July	5,847	5,077
August	8,162	7,455
September	9,571	9,289
October	11,057	11,823
November	12,959	13,450
December	15,631	15,779
January	16,761	
February	20,041	
March	22,496	
April	24,197	
May	24,477	
June	24,534	

QUALITY

	Quantity	Base Number	Contract	AT	Region	England
% of FP17s for the same patient ID Re-attending within 3 months - Children	200	2,026	9.9%	10.7%	12.1%	12.4%
% of FP17s for the same patient ID Re-attending within 3 months - Adults	618	4,432	13.9%	15.2%	15.9%	16.6%
% of FP17s for the same patient ID Re-attending between 3 & 9 months - Children	1,027	2,026	50.7%	55.5%	58.6%	57.5%
% of FP17s for the same patient ID Re-attending between 3 & 9 months - Adults	2,005	4,432	45.2%	48.9%	51.5%	50.4%
% of FP17s for Band 1 Urgent Courses	424	5,883	7.2%	8.5%	8.0%	9.1%
% of FP17s Relating to Free Repair or Replacements	84	5,883	1.4%	0.8%	0.8%	0.8%
% of FP17s Relating to Continuations	22	5,883	0.4%	1.1%	1.2%	1.3%
% of Patients satisfied with the dentistry they have received	7	7	N/A	93.6%	92.8%	92.7%
% of Patients satisfied with the time they had to wait for an appointment	5	7	N/A	90.7%	89.2%	88.8%

* This is based on patients treated on this contract for their most recent course of treatment. Figures in italics indicate the base number of FP17s or Patient Questionnaire responses are less than 100. N/A is shown where the base number of responses is less than 10 during the period. % is calculated as Quantity/Base number*100

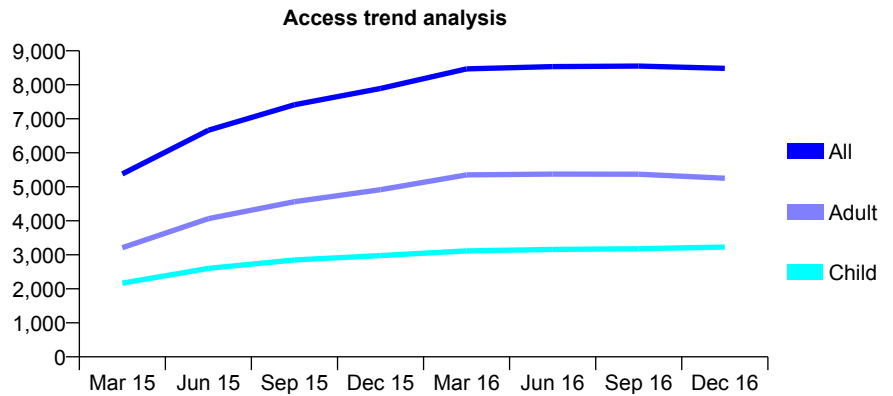
Q57 - Vital Signs At a Glance Contract Report for 139602/0001 - December 2016

Name or company name	Mr P D S N Datta
Contract type name	GDS Contract
Purpose of contract	General
Contract start date	01/04/2014
Contract end date	

16/17 Contracted general activity (UDA)	19,930
Carry forward general activity (UDA)	461
16/17 Contracted orthodontic activity (UOA)	0
Carry forward orthodontic activity (UOA)	0
Baseline contract value	£467,898.84

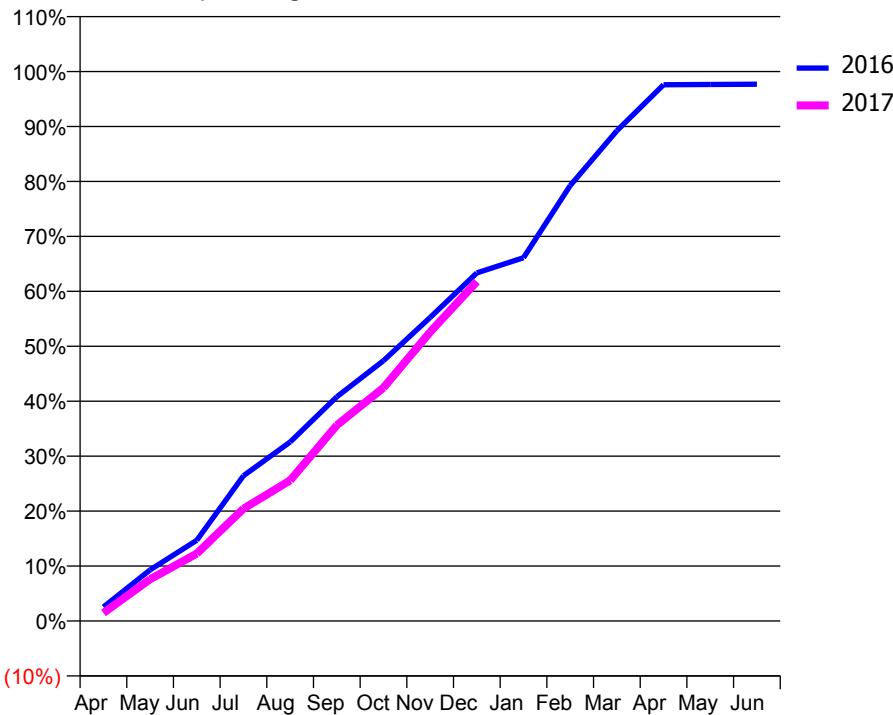
ACCESS*

Patients seen in 24 months	Total	Change since previous quarter
Quarter ending December 2015	7,891	
Quarter ending March 2016	8,469	↑
Quarter ending June 2016	8,535	→
Quarter ending September 2016	8,552	→
Quarter ending December 2016	8,483	→
Variance since December 2015	7.5%	↑



ACTIVITY

Cumulative percentage of contracted UDA delivered 2016 & 2017



Month	Adjusted Scheduled Activity (UDA)	
	2016	2017
April	510	293
May	1,855	1,514
June	2,928	2,445
July	5,270	4,077
August	6,492	5,098
September	8,133	7,102
October	9,444	8,463
November	11,009	10,481
December	12,625	12,313
January	13,178	
February	15,792	
March	17,782	
April	19,447	
May	19,457	
June	19,469	

QUALITY

	Quantity	Base Number	Contract	AT	Region	England
% of FP17s for the same patient ID Re-attending within 3 months - Children	231	2,651	8.7%	10.7%	12.1%	12.4%
% of FP17s for the same patient ID Re-attending within 3 months - Adults	662	3,987	16.6%	15.2%	15.9%	16.6%
% of FP17s for the same patient ID Re-attending between 3 & 9 months - Children	879	2,651	33.2%	55.5%	58.6%	57.5%
% of FP17s for the same patient ID Re-attending between 3 & 9 months - Adults	1,308	3,987	32.8%	48.9%	51.5%	50.4%
% of FP17s for Band 1 Urgent Courses	729	5,426	13.4%	8.5%	8.0%	9.1%
% of FP17s Relating to Free Repair or Replacements	11	5,426	0.2%	0.8%	0.8%	0.8%
% of FP17s Relating to Continuations	30	5,426	0.6%	1.1%	1.2%	1.3%
% of Patients satisfied with the dentistry they have received	12	12	100.0%	93.6%	92.8%	92.7%
% of Patients satisfied with the time they had to wait for an appointment	12	12	100.0%	90.7%	89.2%	88.8%

* This is based on patients treated on this contract for their most recent course of treatment. Figures in italics indicate the base number of FP17s or Patient Questionnaire responses are less than 100. N/A is shown where the base number of responses is less than 10 during the period. % is calculated as Quantity/Base number*100

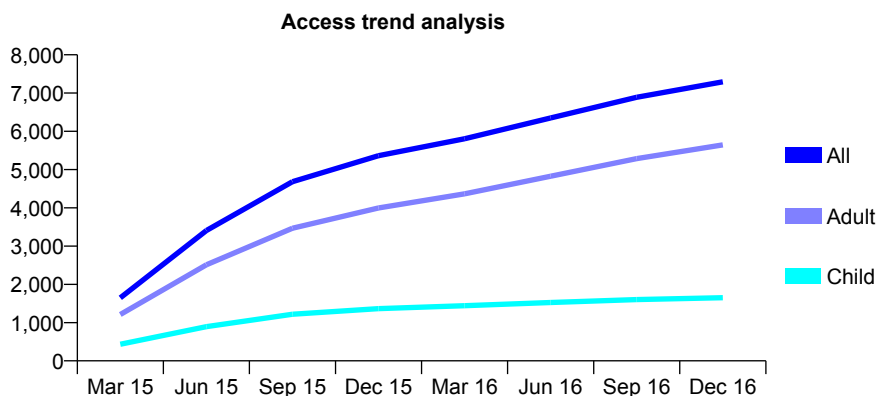
Q57 - Vital Signs At a Glance Contract Report for 139742/0001 - December 2016

Name or company name	Apex Dental Care Ltd
Contract type name	Pilot Contract
Purpose of contract	General
Contract start date	01/01/2015
Contract end date	

16/17 Contracted general activity (UDA)	26,597
Carry forward general activity (UDA)	0
16/17 Contracted orthodontic activity (UOA)	0
Carry forward orthodontic activity (UOA)	0
Baseline contract value	£727,349.70

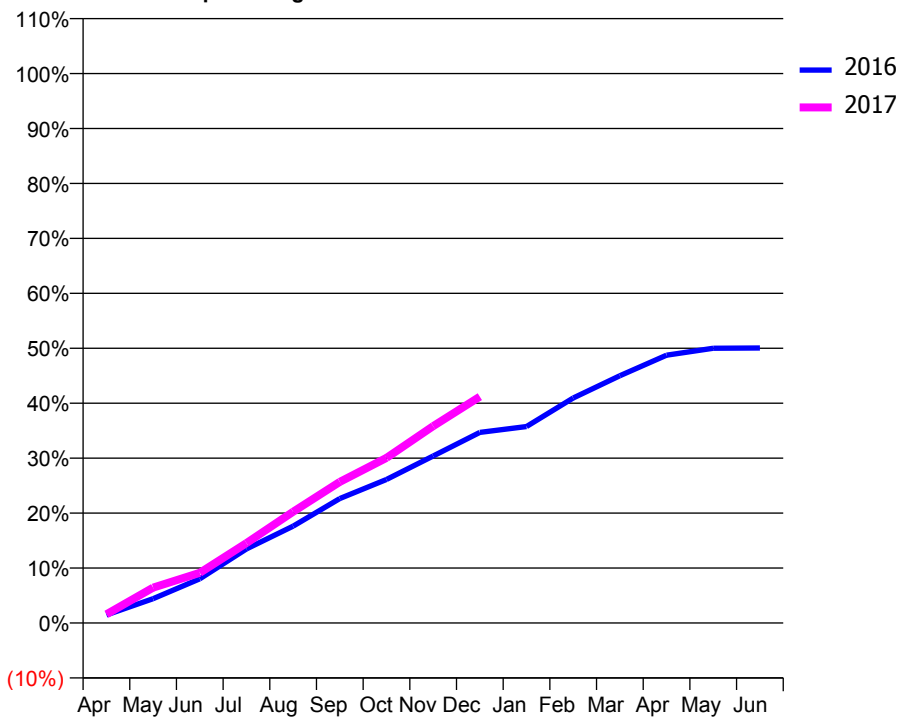
ACCESS*

Patients seen in 24 months	Total	Change since previous quarter
Quarter ending December 2015	5,363	
Quarter ending March 2016	5,807	↑
Quarter ending June 2016	6,349	↑
Quarter ending September 2016	6,889	↑
Quarter ending December 2016	7,293	↑
Variance since December 2015	36.0%	↑



ACTIVITY

Cumulative percentage of contracted UDA delivered 2016 & 2017



Month	Adjusted Scheduled Activity (UDA)	
	2016	2017
April	389	420
May	1,178	1,712
June	2,140	2,433
July	3,585	3,871
August	4,687	5,389
September	6,025	6,829
October	6,948	7,995
November	8,087	9,529
December	9,225	10,957
January	9,509	
February	10,895	
March	11,968	
April	12,965	
May	13,298	
June	13,315	

QUALITY

	Quantity	Base Number	Contract	AT	Region	England
% of FP17s for the same patient ID Re-attending within 3 months - Children	73	1,660	4.4%	10.7%	12.1%	12.4%
% of FP17s for the same patient ID Re-attending within 3 months - Adults	729	5,511	13.2%	15.2%	15.9%	16.6%
% of FP17s for the same patient ID Re-attending between 3 & 9 months - Children	818	1,660	49.3%	55.5%	58.6%	57.5%
% of FP17s for the same patient ID Re-attending between 3 & 9 months - Adults	2,278	5,511	41.3%	48.9%	51.5%	50.4%
% of FP17s for Band 1 Urgent Courses	738	6,187	11.9%	8.5%	8.0%	9.1%
% of FP17s Relating to Free Repair or Replacements	3	6,187	0.0%	0.8%	0.8%	0.8%
% of FP17s Relating to Continuations	65	6,187	1.1%	1.1%	1.2%	1.3%
% of Patients satisfied with the dentistry they have received	10	12	83.3%	93.6%	92.8%	92.7%
% of Patients satisfied with the time they had to wait for an appointment	10	12	83.3%	90.7%	89.2%	88.8%

* This is based on patients treated on this contract for their most recent course of treatment. Figures in italics indicate the base number of FP17s or Patient Questionnaire responses are less than 100. N/A is shown where the base number of responses is less than 10 during the period. % is calculated as Quantity/Base number*100

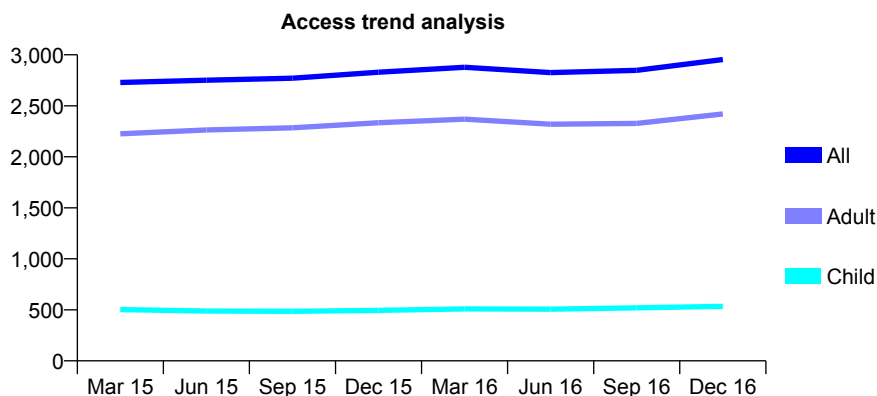
Q57 - Vital Signs At a Glance Contract Report for 140171/0001 - December 2016

Name or company name	The Toothplace Dental Surgery Limited
Contract type name	GDS Contract
Purpose of contract	General
Contract start date	01/12/2010
Contract end date	

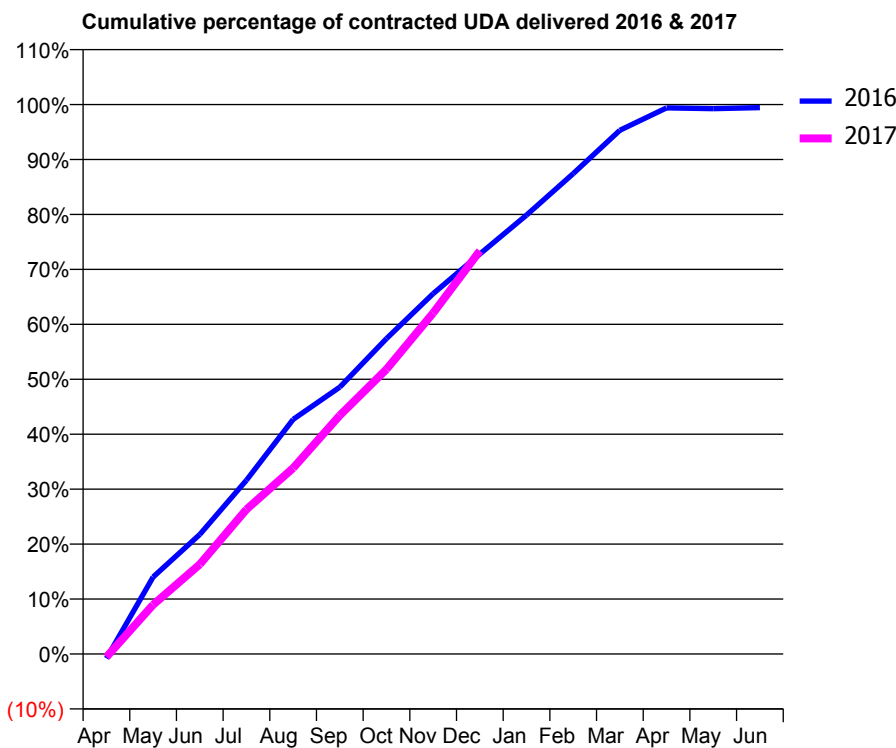
16/17 Contracted general activity (UDA)	12,114
Carry forward general activity (UDA)	69
16/17 Contracted orthodontic activity (UOA)	0
Carry forward orthodontic activity (UOA)	0
Baseline contract value	£376,798.80

ACCESS*

Patients seen in 24 months	Total	Change since previous quarter
Quarter ending December 2015	2,829	
Quarter ending March 2016	2,878	→
Quarter ending June 2016	2,826	↓
Quarter ending September 2016	2,848	→
Quarter ending December 2016	2,954	↑
Variance since December 2015	4.4%	↑



ACTIVITY



Month	Adjusted Scheduled Activity (UDA)	
	2016	2017
April	-98	-69
May	1,697	1,087
June	2,634	1,978
July	3,832	3,189
August	5,174	4,100
September	5,885	5,260
October	6,955	6,278
November	7,944	7,518
December	8,819	8,887
January	9,675	
February	10,591	
March	11,544	
April	12,039	
May	12,023	
June	12,045	

QUALITY

	Quantity	Base Number	Contract	AT	Region	England
% of FP17s for the same patient ID Re-attending within 3 months - Children	61	634	9.6%	10.7%	12.1%	12.4%
% of FP17s for the same patient ID Re-attending within 3 months - Adults	384	2,580	14.9%	15.2%	15.9%	16.6%
% of FP17s for the same patient ID Re-attending between 3 & 9 months - Children	311	634	49.1%	55.5%	58.6%	57.5%
% of FP17s for the same patient ID Re-attending between 3 & 9 months - Adults	1,279	2,580	49.6%	48.9%	51.5%	50.4%
% of FP17s for Band 1 Urgent Courses	155	2,940	5.3%	8.5%	8.0%	9.1%
% of FP17s Relating to Free Repair or Replacements	16	2,940	0.5%	0.8%	0.8%	0.8%
% of FP17s Relating to Continuations	16	2,940	0.5%	1.1%	1.2%	1.3%
% of Patients satisfied with the dentistry they have received	10	10	100.0%	93.6%	92.8%	92.7%
% of Patients satisfied with the time they had to wait for an appointment	9	10	90.0%	90.7%	89.2%	88.8%

* This is based on patients treated on this contract for their most recent course of treatment. Figures in italics indicate the base number of FP17s or Patient Questionnaire responses are less than 100. N/A is shown where the base number of responses is less than 10 during the period. % is calculated as Quantity/Base number*100

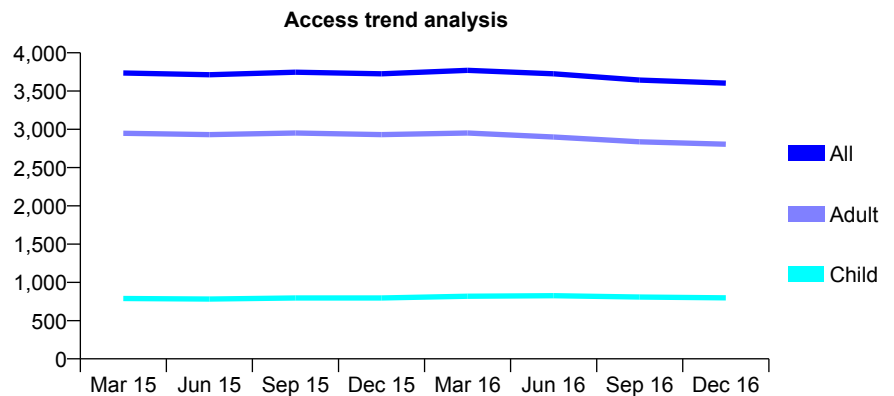
Q57 - Vital Signs At a Glance Contract Report for 142751/0001 - December 2016

Name or company name	Market Square Dental Practice
Contract type name	GDS Contract
Purpose of contract	General
Contract start date	01/09/2010
Contract end date	

16/17 Contracted general activity (UDA)	10,968
Carry forward general activity (UDA)	282
16/17 Contracted orthodontic activity (UOA)	0
Carry forward orthodontic activity (UOA)	0
Baseline contract value	£292,013.07

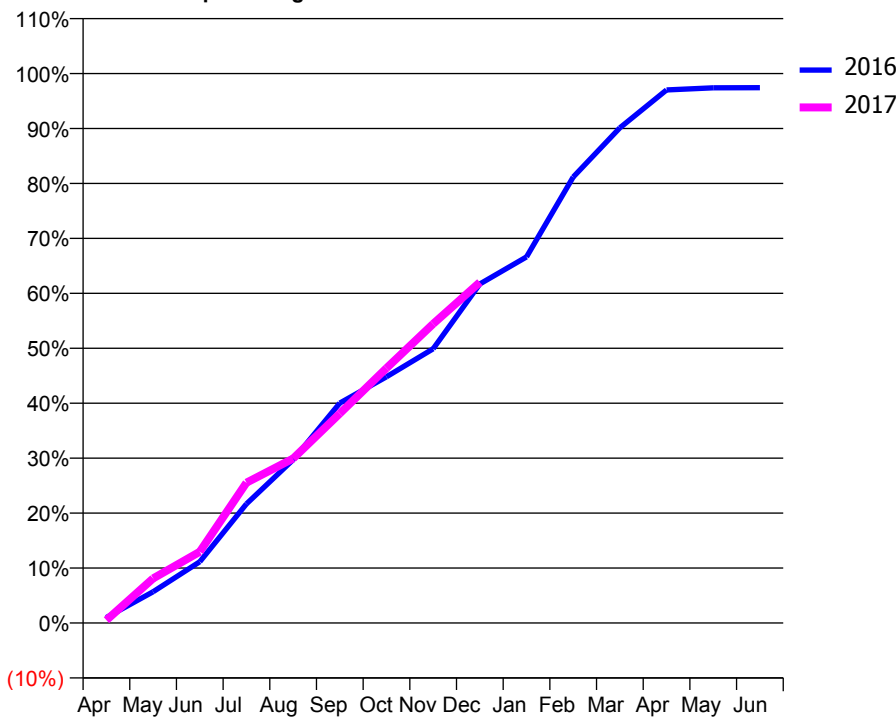
ACCESS*

Patients seen in 24 months	Total	Change since previous quarter
Quarter ending December 2015	3,726	
Quarter ending March 2016	3,770	→
Quarter ending June 2016	3,726	↓
Quarter ending September 2016	3,643	↓
Quarter ending December 2016	3,604	↓
Variance since December 2015	(3.3%)	↓



ACTIVITY

Cumulative percentage of contracted UDA delivered 2016 & 2017



Month	Adjusted Scheduled Activity (UDA)	
	2016	2017
April	111	56
May	624	890
June	1,223	1,423
July	2,377	2,801
August	3,258	3,282
September	4,390	4,184
October	4,913	5,088
November	5,473	5,972
December	6,767	6,800
January	7,309	
February	8,902	
March	9,883	
April	10,641	
May	10,683	
June	10,686	

QUALITY

	Quantity	Base Number	Contract	AT	Region	England
% of FP17s for the same patient ID Re-attending within 3 months - Children	44	757	5.8%	10.7%	12.1%	12.4%
% of FP17s for the same patient ID Re-attending within 3 months - Adults	249	2,302	10.8%	15.2%	15.9%	16.6%
% of FP17s for the same patient ID Re-attending between 3 & 9 months - Children	394	757	52.0%	55.5%	58.6%	57.5%
% of FP17s for the same patient ID Re-attending between 3 & 9 months - Adults	1,069	2,302	46.4%	48.9%	51.5%	50.4%
% of FP17s for Band 1 Urgent Courses	57	2,804	2.0%	8.5%	8.0%	9.1%
% of FP17s Relating to Free Repair or Replacements	24	2,804	0.9%	0.8%	0.8%	0.8%
% of FP17s Relating to Continuations	66	2,804	2.4%	1.1%	1.2%	1.3%
% of Patients satisfied with the dentistry they have received	12	12	100.0%	93.6%	92.8%	92.7%
% of Patients satisfied with the time they had to wait for an appointment	12	12	100.0%	90.7%	89.2%	88.8%

* This is based on patients treated on this contract for their most recent course of treatment. Figures in italics indicate the base number of FP17s or Patient Questionnaire responses are less than 100. N/A is shown where the base number of responses is less than 10 during the period. % is calculated as Quantity/Base number*100

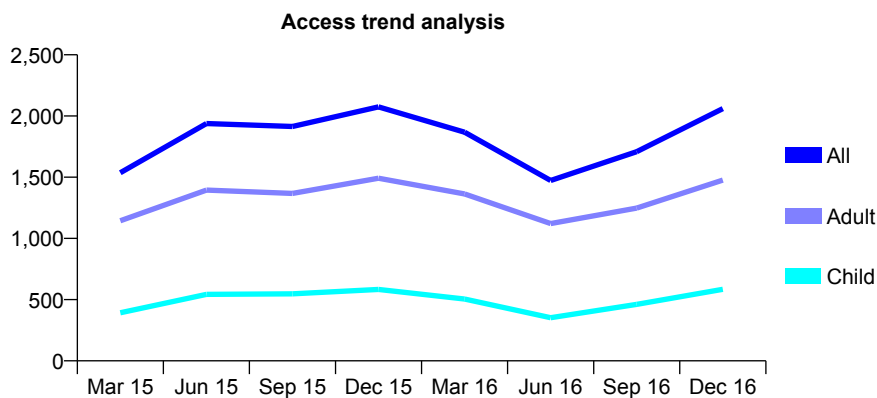
Q57 - Vital Signs At a Glance Contract Report for 143936/0001 - December 2016

Name or company name	Kangi Surgery Ltd
Contract type name	GDS Contract
Purpose of contract	General
Contract start date	01/04/2011
Contract end date	

16/17 Contracted general activity (UDA)	4,813
Carry forward general activity (UDA)	-33
16/17 Contracted orthodontic activity (UOA)	0
Carry forward orthodontic activity (UOA)	0
Baseline contract value	£115,266.22

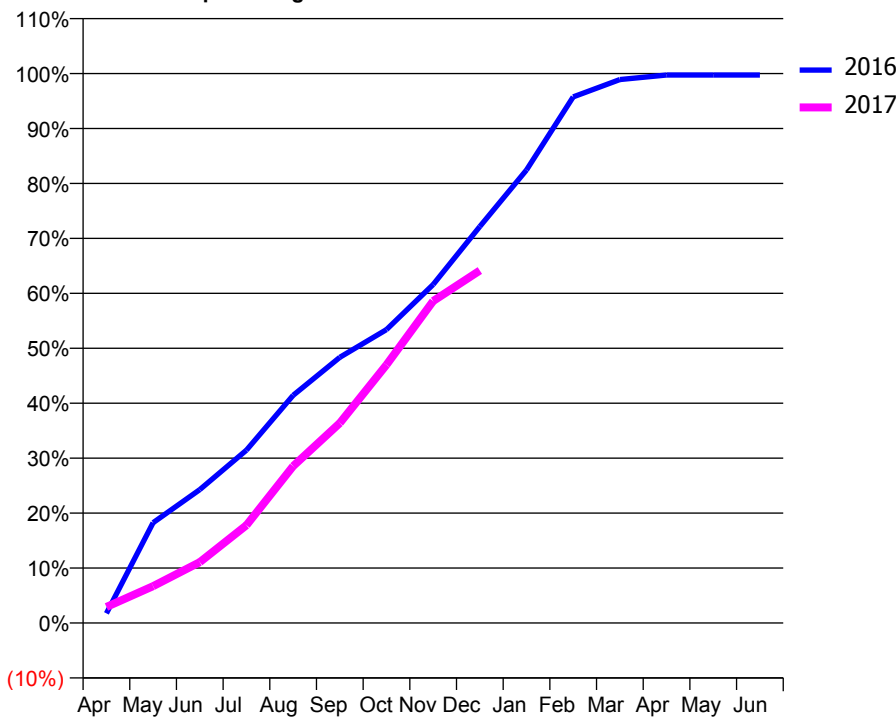
ACCESS*

Patients seen in 24 months	Total	Change since previous quarter
Quarter ending December 2015	2,075	
Quarter ending March 2016	1,868	↓
Quarter ending June 2016	1,473	↓
Quarter ending September 2016	1,709	↑
Quarter ending December 2016	2,061	↑
Variance since December 2015	(0.7%)	→



ACTIVITY

Cumulative percentage of contracted UDA delivered 2016 & 2017



Month	Adjusted Scheduled Activity (UDA)	
	2016	2017
April	85	141
May	879	323
June	1,168	533
July	1,514	856
August	1,995	1,374
September	2,327	1,751
October	2,570	2,262
November	2,965	2,820
December	3,473	3,088
January	3,968	
February	4,609	
March	4,760	
April	4,800	
May	4,800	
June	4,800	

QUALITY

	Quantity	Base Number	Contract	AT	Region	England
% of FP17s for the same patient ID Re-attending within 3 months - Children	26	511	5.1%	10.7%	12.1%	12.4%
% of FP17s for the same patient ID Re-attending within 3 months - Adults	62	1,026	6.0%	15.2%	15.9%	16.6%
% of FP17s for the same patient ID Re-attending between 3 & 9 months - Children	140	511	27.4%	55.5%	58.6%	57.5%
% of FP17s for the same patient ID Re-attending between 3 & 9 months - Adults	295	1,026	28.8%	48.9%	51.5%	50.4%
% of FP17s for Band 1 Urgent Courses	95	1,500	6.3%	8.5%	8.0%	9.1%
% of FP17s Relating to Free Repair or Replacements	3	1,500	0.2%	0.8%	0.8%	0.8%
% of FP17s Relating to Continuations	5	1,500	0.3%	1.1%	1.2%	1.3%
% of Patients satisfied with the dentistry they have received	15	17	88.2%	93.6%	92.8%	92.7%
% of Patients satisfied with the time they had to wait for an appointment	15	17	88.2%	90.7%	89.2%	88.8%

* This is based on patients treated on this contract for their most recent course of treatment. Figures in italics indicate the base number of FP17s or Patient Questionnaire responses are less than 100. N/A is shown where the base number of responses is less than 10 during the period. % is calculated as Quantity/Base number*100

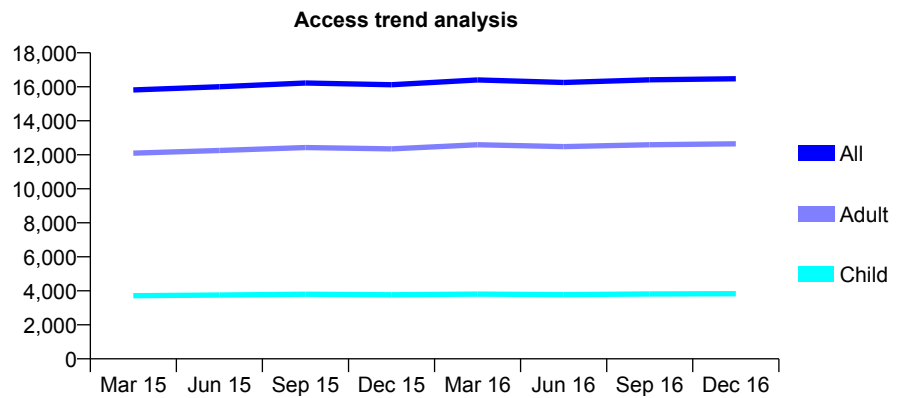
Q57 - Vital Signs At a Glance Contract Report for 145394/0001 - December 2016

Name or company name	Ongar Road Dental Practice
Contract type name	GDS Contract
Purpose of contract	General
Contract start date	01/04/2006
Contract end date	

16/17 Contracted general activity (UDA)	47,317
Carry forward general activity (UDA)	1,682
16/17 Contracted orthodontic activity (UOA)	0
Carry forward orthodontic activity (UOA)	0
Baseline contract value	£1,165,829.09

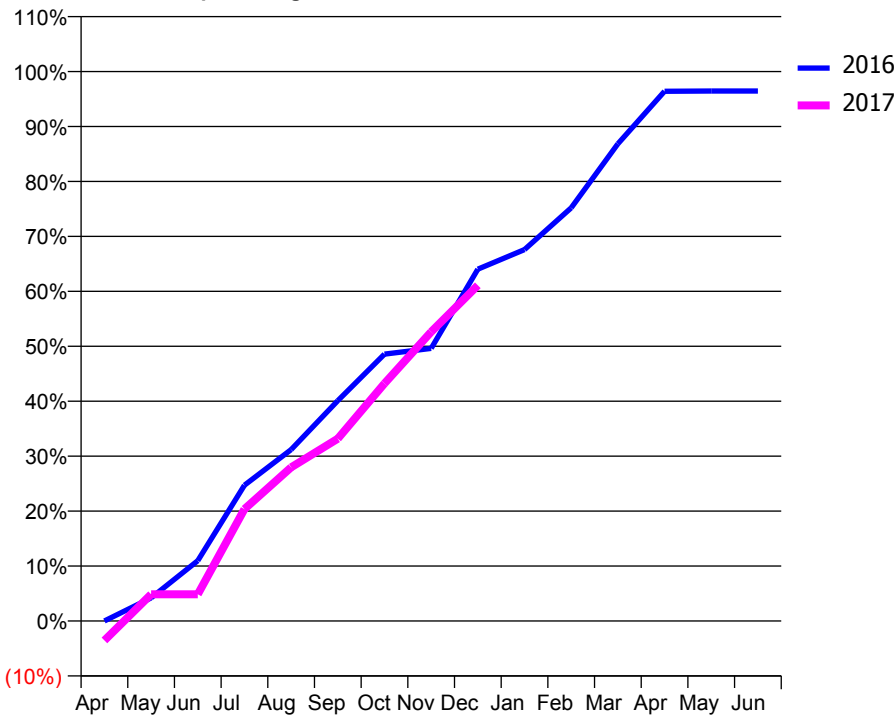
ACCESS*

Patients seen in 24 months	Total	Change since previous quarter
Quarter ending December 2015	16,118	
Quarter ending March 2016	16,400	→
Quarter ending June 2016	16,257	→
Quarter ending September 2016	16,408	→
Quarter ending December 2016	16,475	→
Variance since December 2015	2.2%	↑



ACTIVITY

Cumulative percentage of contracted UDA delivered 2016 & 2017



Month	Adjusted Scheduled Activity (UDA)	
	2016	2017
April	0	-1,682
May	1,988	2,298
June	5,195	2,298
July	11,699	9,636
August	14,758	13,229
September	18,969	15,700
October	22,982	20,460
November	23,474	24,900
December	30,296	28,905
January	31,985	
February	35,573	
March	41,086	
April	45,613	
May	45,635	
June	45,635	

QUALITY

	Quantity	Base Number	Contract	AT	Region	England
% of FP17s for the same patient ID Re-attending within 3 months - Children	209	4,021	5.2%	10.7%	12.1%	12.4%
% of FP17s for the same patient ID Re-attending within 3 months - Adults	1,610	12,458	12.9%	15.2%	15.9%	16.6%
% of FP17s for the same patient ID Re-attending between 3 & 9 months - Children	2,289	4,021	56.9%	55.5%	58.6%	57.5%
% of FP17s for the same patient ID Re-attending between 3 & 9 months - Adults	6,348	12,458	51.0%	48.9%	51.5%	50.4%
% of FP17s for Band 1 Urgent Courses	1,032	14,802	7.0%	8.5%	8.0%	9.1%
% of FP17s Relating to Free Repair or Replacements	181	14,802	1.2%	0.8%	0.8%	0.8%
% of FP17s Relating to Continuations	132	14,802	0.9%	1.1%	1.2%	1.3%
% of Patients satisfied with the dentistry they have received	37	37	100.0%	93.6%	92.8%	92.7%
% of Patients satisfied with the time they had to wait for an appointment	35	37	94.6%	90.7%	89.2%	88.8%

* This is based on patients treated on this contract for their most recent course of treatment. Figures in italics indicate the base number of FP17s or Patient Questionnaire responses are less than 100. N/A is shown where the base number of responses is less than 10 during the period. % is calculated as Quantity/Base number*100

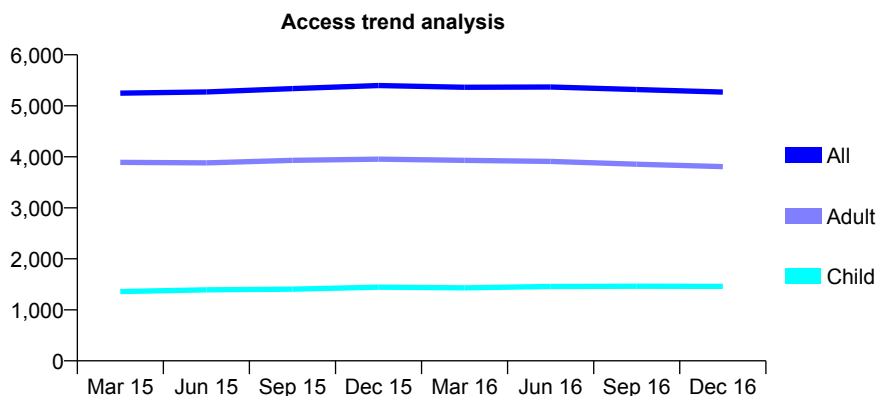
Q57 - Vital Signs At a Glance Contract Report for 145912/0001 - December 2016

Name or company name	E Harunani, M Kanani & M N Harunani
Contract type name	PDS Plus Contract
Purpose of contract	General
Contract start date	01/04/2012
Contract end date	31/07/2017

16/17 Contracted general activity (UDA)	15,247
Carry forward general activity (UDA)	0
16/17 Contracted orthodontic activity (UOA)	0
Carry forward orthodontic activity (UOA)	0
Baseline contract value	£191,650.65

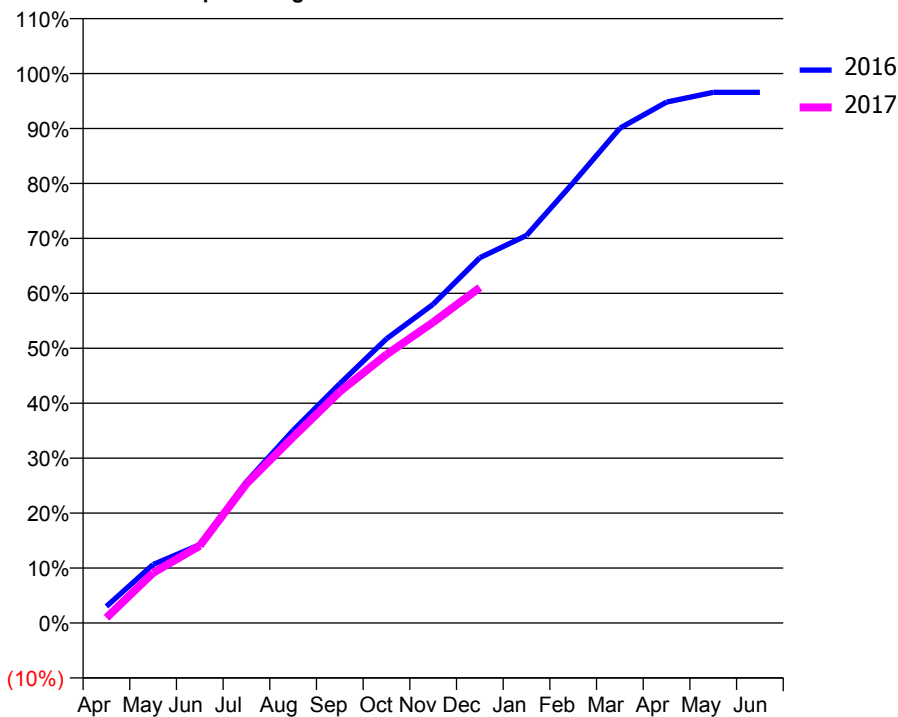
ACCESS*

Patients seen in 24 months	Total	Change since previous quarter
Quarter ending December 2015	5,398	
Quarter ending March 2016	5,363	→
Quarter ending June 2016	5,368	→
Quarter ending September 2016	5,318	→
Quarter ending December 2016	5,268	→
Variance since December 2015	(2.4%)	↓



ACTIVITY

Cumulative percentage of contracted UDA delivered 2016 & 2017



Adjusted Scheduled Activity (UDA)

Month	2016	2017
April	462	144
May	1,622	1,391
June	2,174	2,146
July	3,920	3,865
August	5,344	5,158
September	6,639	6,422
October	7,887	7,450
November	8,845	8,345
December	10,135	9,307
January	10,755	
February	12,215	
March	13,729	
April	14,454	
May	14,725	
June	14,725	

QUALITY

	Quantity	Base Number	Contract	AT	Region	England
% of FP17s for the same patient ID Re-attending within 3 months - Children	98	1,493	6.6%	10.7%	12.1%	12.4%
% of FP17s for the same patient ID Re-attending within 3 months - Adults	477	3,617	13.2%	15.2%	15.9%	16.6%
% of FP17s for the same patient ID Re-attending between 3 & 9 months - Children	855	1,493	57.3%	55.5%	58.6%	57.5%
% of FP17s for the same patient ID Re-attending between 3 & 9 months - Adults	2,031	3,617	56.2%	48.9%	51.5%	50.4%
% of FP17s for Band 1 Urgent Courses	461	4,709	9.8%	8.5%	8.0%	9.1%
% of FP17s Relating to Free Repair or Replacements	4	4,709	0.1%	0.8%	0.8%	0.8%
% of FP17s Relating to Continuations	19	4,709	0.4%	1.1%	1.2%	1.3%
% of Patients satisfied with the dentistry they have received	15	16	93.8%	93.6%	92.8%	92.7%
% of Patients satisfied with the time they had to wait for an appointment	15	16	93.8%	90.7%	89.2%	88.8%

* This is based on patients treated on this contract for their most recent course of treatment. Figures in italics indicate the base number of FP17s or Patient Questionnaire responses are less than 100. N/A is shown where the base number of responses is less than 10 during the period. % is calculated as Quantity/Base number*100

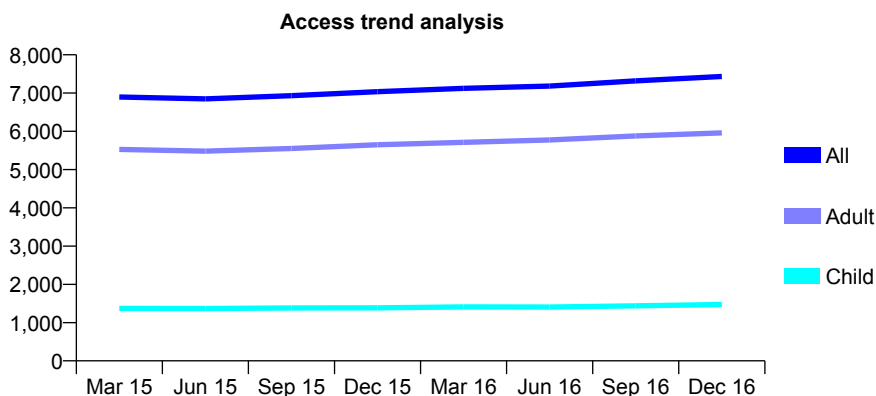
Q57 - Vital Signs At a Glance Contract Report for 146994/0001 - December 2016

Name or company name	Ms N Ahmed
Contract type name	GDS Contract
Purpose of contract	General
Contract start date	01/04/2011
Contract end date	

16/17 Contracted general activity (UDA)	24,528
Carry forward general activity (UDA)	0
16/17 Contracted orthodontic activity (UOA)	0
Carry forward orthodontic activity (UOA)	0
Baseline contract value	£522,641.10

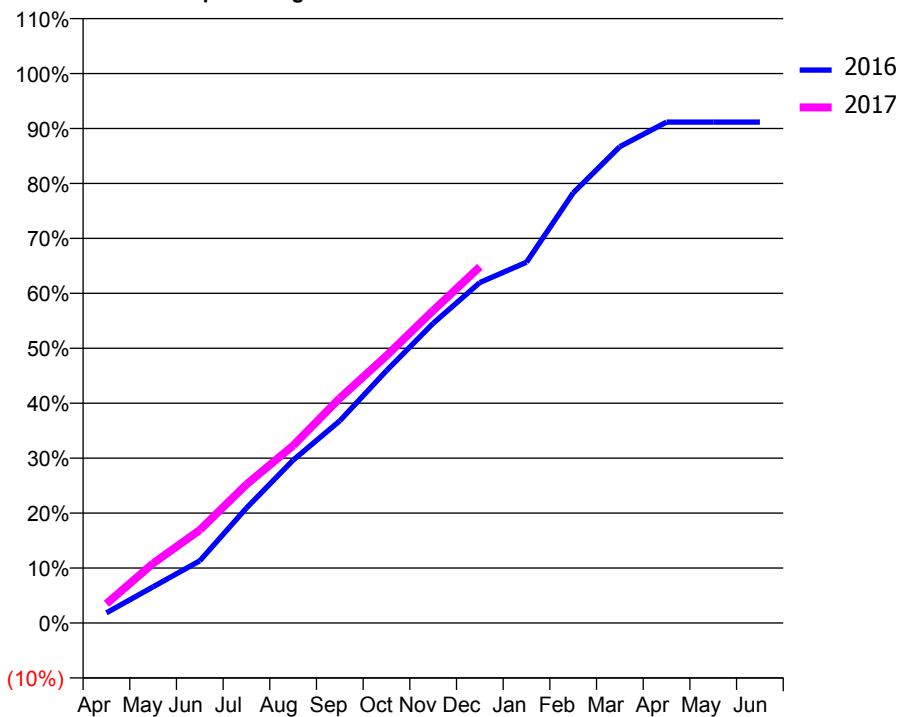
ACCESS*

Patients seen in 24 months	Total	Change since previous quarter
Quarter ending December 2015	7,036	
Quarter ending March 2016	7,124	→
Quarter ending June 2016	7,184	→
Quarter ending September 2016	7,317	→
Quarter ending December 2016	7,432	→
Variance since December 2015	5.6%	↑



ACTIVITY

Cumulative percentage of contracted UDA delivered 2016 & 2017



Month	Adjusted Scheduled Activity (UDA)	
	2016	2017
April	448	858
May	1,582	2,665
June	2,720	4,153
July	5,031	6,188
August	7,123	7,918
September	8,843	10,041
October	11,038	11,929
November	13,107	13,948
December	14,889	15,899
January	15,773	
February	18,805	
March	20,831	
April	21,902	
May	21,902	
June	21,902	

QUALITY

	Quantity	Base Number	Contract	AT	Region	England
% of FP17s for the same patient ID Re-attending within 3 months - Children	117	1,804	6.5%	10.7%	12.1%	12.4%
% of FP17s for the same patient ID Re-attending within 3 months - Adults	1,164	7,272	16.0%	15.2%	15.9%	16.6%
% of FP17s for the same patient ID Re-attending between 3 & 9 months - Children	1,205	1,804	66.8%	55.5%	58.6%	57.5%
% of FP17s for the same patient ID Re-attending between 3 & 9 months - Adults	4,376	7,272	60.2%	48.9%	51.5%	50.4%
% of FP17s for Band 1 Urgent Courses	608	8,576	7.1%	8.5%	8.0%	9.1%
% of FP17s Relating to Free Repair or Replacements	99	8,576	1.2%	0.8%	0.8%	0.8%
% of FP17s Relating to Continuations	128	8,576	1.5%	1.1%	1.2%	1.3%
% of Patients satisfied with the dentistry they have received	12	12	100.0%	93.6%	92.8%	92.7%
% of Patients satisfied with the time they had to wait for an appointment	12	12	100.0%	90.7%	89.2%	88.8%

* This is based on patients treated on this contract for their most recent course of treatment. Figures in italics indicate the base number of FP17s or Patient Questionnaire responses are less than 100. N/A is shown where the base number of responses is less than 10 during the period. % is calculated as Quantity/Base number*100

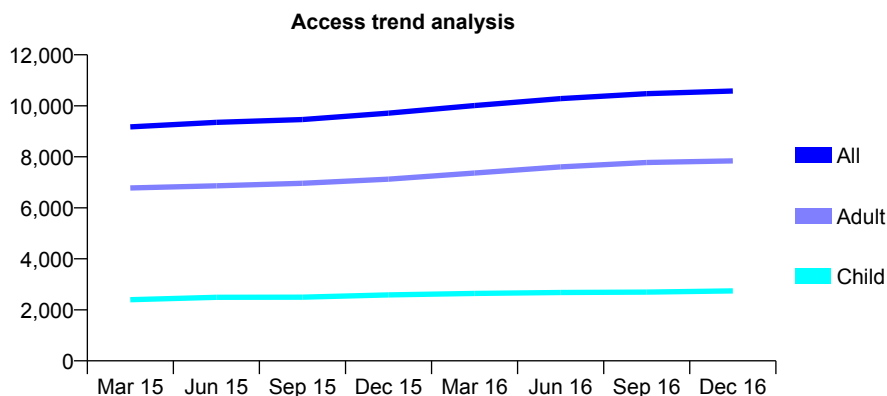
Q57 - Vital Signs At a Glance Contract Report for 147923/0001 - December 2016

Name or company name	Southend Dental Care
Contract type name	PDS Plus Contract
Purpose of contract	General
Contract start date	01/12/2011
Contract end date	31/03/2018

16/17 Contracted general activity (UDA)	28,000
Carry forward general activity (UDA)	-60
16/17 Contracted orthodontic activity (UOA)	0
Carry forward orthodontic activity (UOA)	0
Baseline contract value	£634,534.20

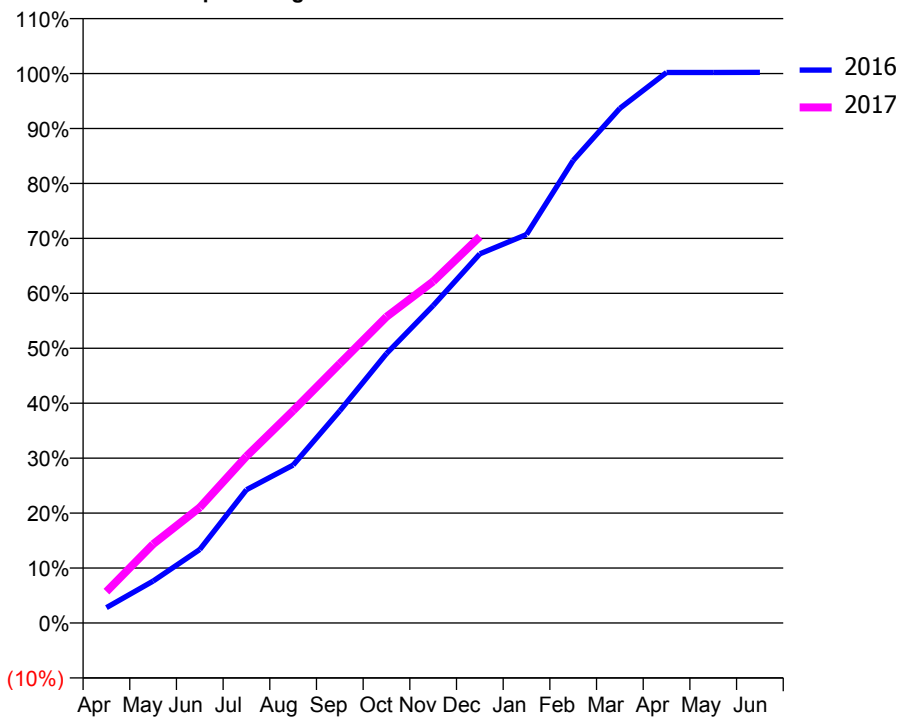
ACCESS*

Patients seen in 24 months	Total	Change since previous quarter
Quarter ending December 2015	9,711	
Quarter ending March 2016	10,010	↑
Quarter ending June 2016	10,283	↑
Quarter ending September 2016	10,478	→
Quarter ending December 2016	10,581	→
Variance since December 2015	9.0%	↑



ACTIVITY

Cumulative percentage of contracted UDA delivered 2016 & 2017



Month	Adjusted Scheduled Activity (UDA)	
	2016	2017
April	786	1,599
May	2,137	4,022
June	3,746	5,886
July	6,791	8,499
August	8,049	10,818
September	10,816	13,222
October	13,729	15,607
November	16,177	17,401
December	18,810	19,685
January	19,793	
February	23,570	
March	26,226	
April	28,051	
May	28,054	
June	28,060	

QUALITY

	Quantity	Base Number	Contract	AT	Region	England
% of FP17s for the same patient ID Re-attending within 3 months - Children	257	2,698	9.5%	10.7%	12.1%	12.4%
% of FP17s for the same patient ID Re-attending within 3 months - Adults	1,301	7,230	18.0%	15.2%	15.9%	16.6%
% of FP17s for the same patient ID Re-attending between 3 & 9 months - Children	1,347	2,698	49.9%	55.5%	58.6%	57.5%
% of FP17s for the same patient ID Re-attending between 3 & 9 months - Adults	3,038	7,230	42.0%	48.9%	51.5%	50.4%
% of FP17s for Band 1 Urgent Courses	1,345	9,044	14.9%	8.5%	8.0%	9.1%
% of FP17s Relating to Free Repair or Replacements	27	9,044	0.3%	0.8%	0.8%	0.8%
% of FP17s Relating to Continuations	25	9,044	0.3%	1.1%	1.2%	1.3%
% of Patients satisfied with the dentistry they have received	16	16	100.0%	93.6%	92.8%	92.7%
% of Patients satisfied with the time they had to wait for an appointment	14	16	87.5%	90.7%	89.2%	88.8%

* This is based on patients treated on this contract for their most recent course of treatment. Figures in italics indicate the base number of FP17s or Patient Questionnaire responses are less than 100. N/A is shown where the base number of responses is less than 10 during the period. % is calculated as Quantity/Base number*100

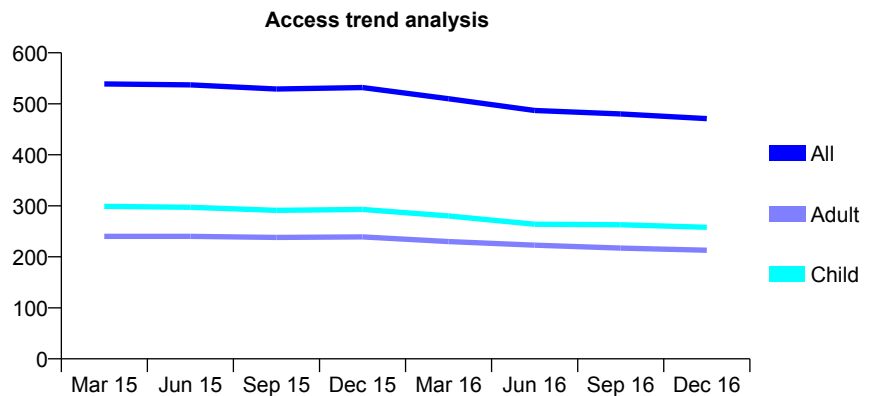
Q57 - Vital Signs At a Glance Contract Report for 150843/0001 - December 2016

Name or company name	MJ Dooley (Dental Surgeon) Ltd
Contract type name	GDS Contract
Purpose of contract	General
Contract start date	01/11/2010
Contract end date	

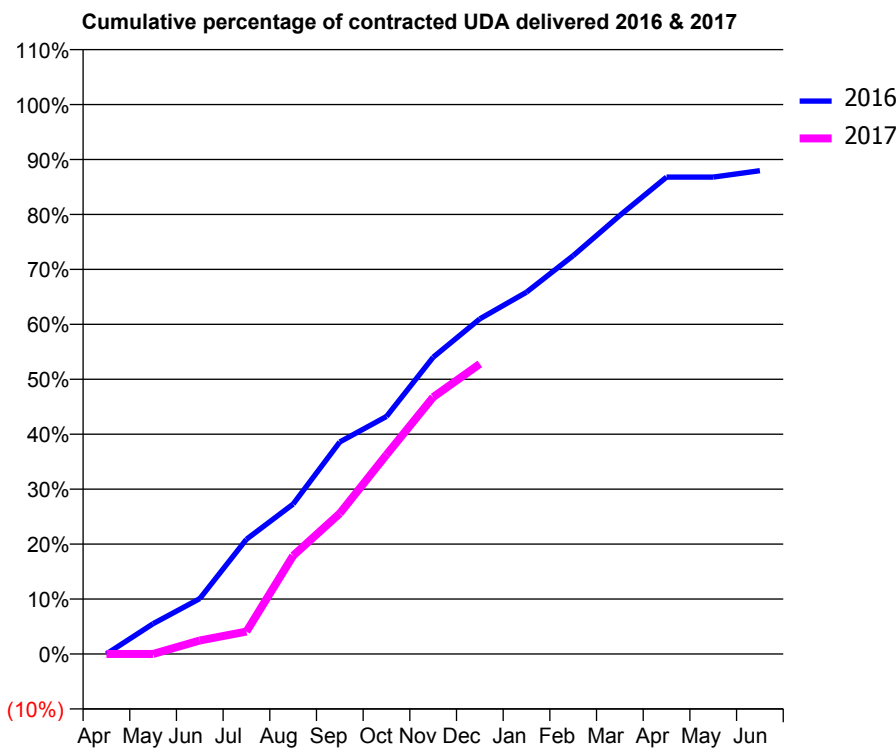
16/17 Contracted general activity (UDA)	1,100
Carry forward general activity (UDA)	0
16/17 Contracted orthodontic activity (UOA)	0
Carry forward orthodontic activity (UOA)	0
Baseline contract value	£24,144.47

ACCESS*

Patients seen in 24 months	Total	Change since previous quarter
Quarter ending December 2015	532	
Quarter ending March 2016	510	↓
Quarter ending June 2016	487	↓
Quarter ending September 2016	480	↓
Quarter ending December 2016	471	↓
Variance since December 2015	(11.5%)	↓



ACTIVITY



Month	Adjusted Scheduled Activity (UDA)	
	2016	2017
April	0	0
May	61	0
June	111	27
July	230	45
August	300	197
September	425	281
October	476	399
November	594	514
December	671	581
January	724	
February	798	
March	878	
April	955	
May	955	
June	968	

QUALITY

	Quantity	Base Number	Contract	AT	Region	England
% of FP17s for the same patient ID Re-attending within 3 months - Children	7	246	2.8%	10.7%	12.1%	12.4%
% of FP17s for the same patient ID Re-attending within 3 months - Adults	13	155	8.4%	15.2%	15.9%	16.6%
% of FP17s for the same patient ID Re-attending between 3 & 9 months - Children	131	246	53.3%	55.5%	58.6%	57.5%
% of FP17s for the same patient ID Re-attending between 3 & 9 months - Adults	71	155	45.8%	48.9%	51.5%	50.4%
% of FP17s for Band 1 Urgent Courses	23	354	6.5%	8.5%	8.0%	9.1%
% of FP17s Relating to Free Repair or Replacements	0	354	0.0%	0.8%	0.8%	0.8%
% of FP17s Relating to Continuations	1	354	0.3%	1.1%	1.2%	1.3%
% of Patients satisfied with the dentistry they have received	0	0	N/A	93.6%	92.8%	92.7%
% of Patients satisfied with the time they had to wait for an appointment	0	0	N/A	90.7%	89.2%	88.8%

* This is based on patients treated on this contract for their most recent course of treatment. Figures in italics indicate the base number of FP17s or Patient Questionnaire responses are less than 100. N/A is shown where the base number of responses is less than 10 during the period. % is calculated as Quantity/Base number*100

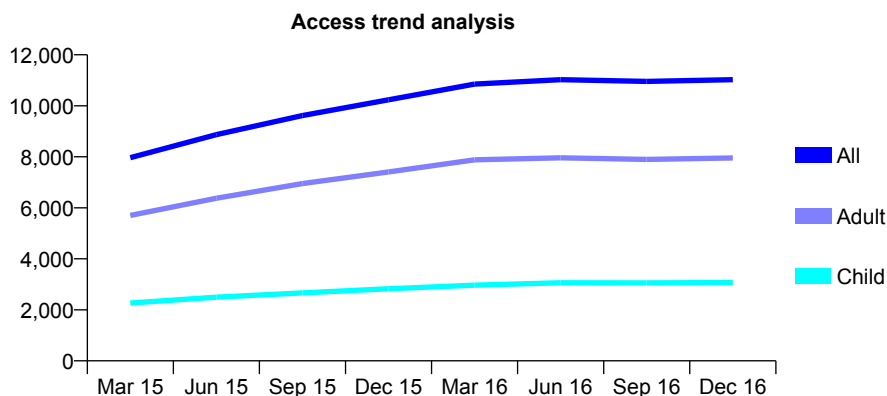
Q57 - Vital Signs At a Glance Contract Report for 155152/0001 - December 2016

Name or company name	Amar Dave and Rahul Patel & Basildon Dei
Contract type name	GDS Contract
Purpose of contract	General
Contract start date	01/04/2014
Contract end date	

16/17 Contracted general activity (UDA)	31,000
Carry forward general activity (UDA)	687
16/17 Contracted orthodontic activity (UOA)	0
Carry forward orthodontic activity (UOA)	0
Baseline contract value	£823,388.63

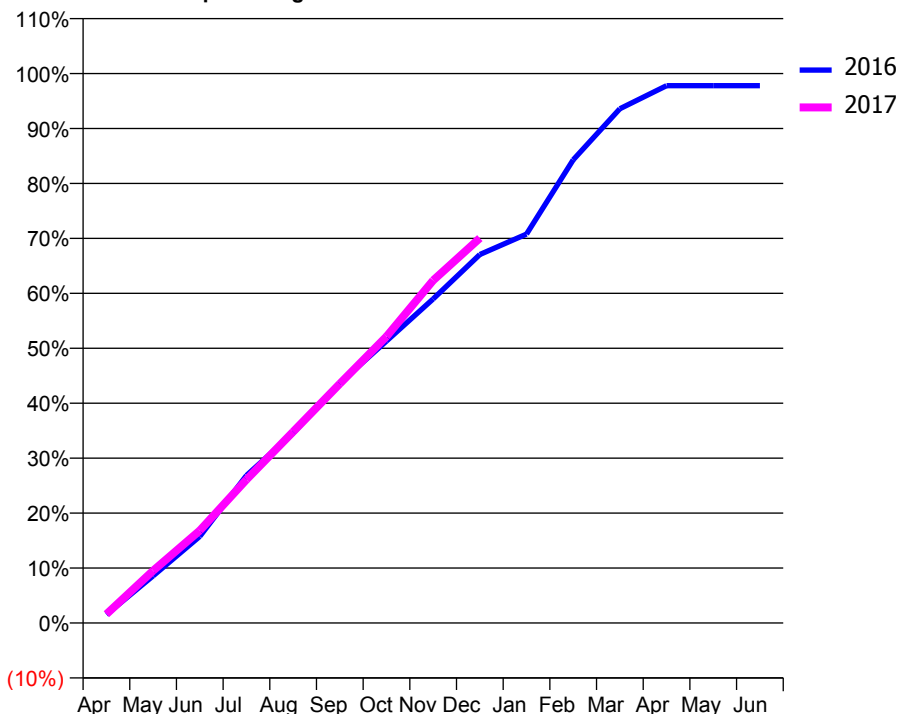
ACCESS*

Patients seen in 24 months	Total	Change since previous quarter
Quarter ending December 2015	10,236	
Quarter ending March 2016	10,853	↑
Quarter ending June 2016	11,024	→
Quarter ending September 2016	10,955	→
Quarter ending December 2016	11,023	→
Variance since December 2015	7.7%	↑



ACTIVITY

Cumulative percentage of contracted UDA delivered 2016 & 2017



Month	Adjusted Scheduled Activity (UDA)	
	2016	2017
April	475	501
May	2,660	2,952
June	4,887	5,219
July	8,327	8,089
August	10,715	10,789
September	13,536	13,502
October	15,908	16,162
November	18,287	19,326
December	20,788	21,711
January	21,943	
February	26,133	
March	29,012	
April	30,309	
May	30,312	
June	30,311	

QUALITY

	Quantity	Base Number	Contract	AT	Region	England
% of FP17s for the same patient ID Re-attending within 3 months - Children	180	3,160	5.7%	10.7%	12.1%	12.4%
% of FP17s for the same patient ID Re-attending within 3 months - Adults	993	7,535	13.2%	15.2%	15.9%	16.6%
% of FP17s for the same patient ID Re-attending between 3 & 9 months - Children	1,875	3,160	59.3%	55.5%	58.6%	57.5%
% of FP17s for the same patient ID Re-attending between 3 & 9 months - Adults	3,592	7,535	47.7%	48.9%	51.5%	50.4%
% of FP17s for Band 1 Urgent Courses	824	10,175	8.1%	8.5%	8.0%	9.1%
% of FP17s Relating to Free Repair or Replacements	39	10,175	0.4%	0.8%	0.8%	0.8%
% of FP17s Relating to Continuations	177	10,175	1.7%	1.1%	1.2%	1.3%
% of Patients satisfied with the dentistry they have received	23	24	95.8%	93.6%	92.8%	92.7%
% of Patients satisfied with the time they had to wait for an appointment	24	24	100.0%	90.7%	89.2%	88.8%

* This is based on patients treated on this contract for their most recent course of treatment. Figures in italics indicate the base number of FP17s or Patient Questionnaire responses are less than 100. N/A is shown where the base number of responses is less than 10 during the period. % is calculated as Quantity/Base number*100

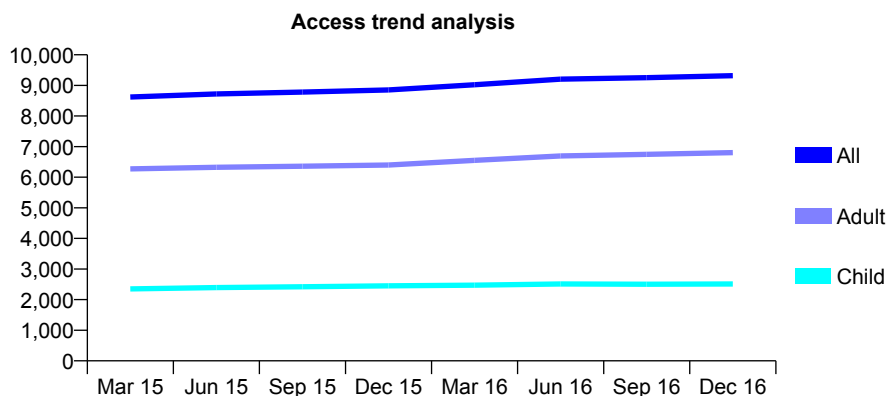
Q57 - Vital Signs At a Glance Contract Report for 157155/0002 - December 2016

Name or company name	Inspire Dental Eastwood Ltd
Contract type name	GDS Contract
Purpose of contract	General
Contract start date	01/09/2007
Contract end date	

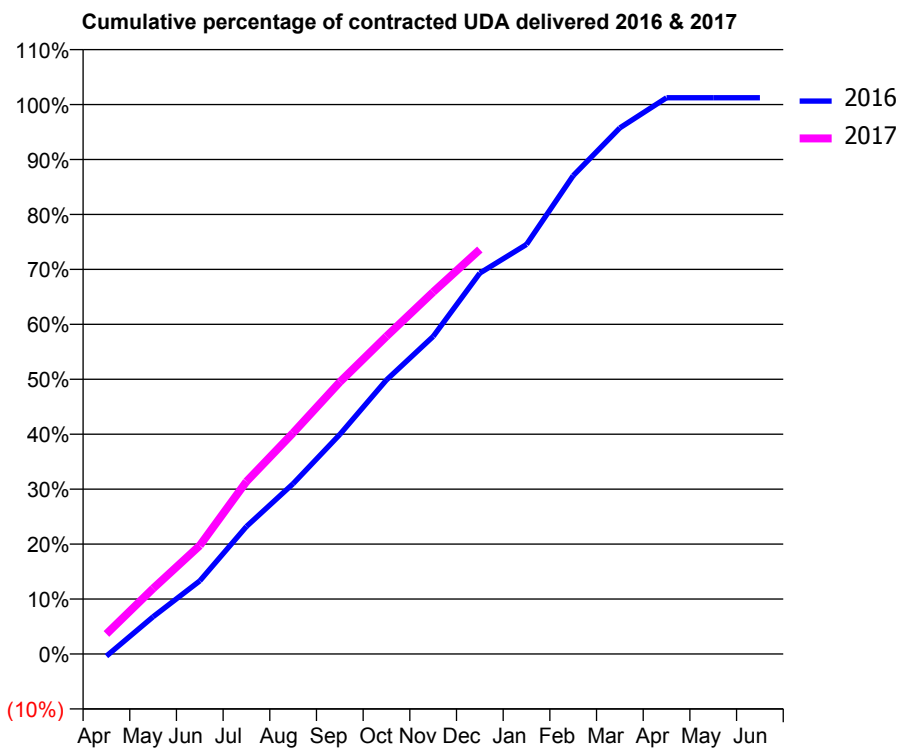
16/17 Contracted general activity (UDA)	32,838
Carry forward general activity (UDA)	-404
16/17 Contracted orthodontic activity (UOA)	0
Carry forward orthodontic activity (UOA)	0
Baseline contract value	£913,709.77

ACCESS*

Patients seen in 24 months	Total	Change since previous quarter
Quarter ending December 2015	8,852	
Quarter ending March 2016	9,023	→
Quarter ending June 2016	9,206	↑
Quarter ending September 2016	9,251	→
Quarter ending December 2016	9,317	→
Variance since December 2015	5.3%	↑



ACTIVITY



Month	Adjusted Scheduled Activity (UDA)	
	2016	2017
April	-133	1,196
May	2,224	3,913
June	4,374	6,479
July	7,622	10,308
August	10,184	13,215
September	13,119	16,255
October	16,381	18,982
November	18,977	21,630
December	22,759	24,177
January	24,478	
February	28,587	
March	31,440	
April	33,244	
May	33,242	
June	33,242	

QUALITY

	Quantity	Base Number	Contract	AT	Region	England
% of FP17s for the same patient ID Re-attending within 3 months - Children	173	2,644	6.5%	10.7%	12.1%	12.4%
% of FP17s for the same patient ID Re-attending within 3 months - Adults	633	6,429	9.8%	15.2%	15.9%	16.6%
% of FP17s for the same patient ID Re-attending between 3 & 9 months - Children	1,587	2,644	60.0%	55.5%	58.6%	57.5%
% of FP17s for the same patient ID Re-attending between 3 & 9 months - Adults	3,506	6,429	54.5%	48.9%	51.5%	50.4%
% of FP17s for Band 1 Urgent Courses	284	8,510	3.3%	8.5%	8.0%	9.1%
% of FP17s Relating to Free Repair or Replacements	51	8,510	0.6%	0.8%	0.8%	0.8%
% of FP17s Relating to Continuations	52	8,510	0.6%	1.1%	1.2%	1.3%
% of Patients satisfied with the dentistry they have received	13	15	86.7%	93.6%	92.8%	92.7%
% of Patients satisfied with the time they had to wait for an appointment	14	15	93.3%	90.7%	89.2%	88.8%

* This is based on patients treated on this contract for their most recent course of treatment. Figures in italics indicate the base number of FP17s or Patient Questionnaire responses are less than 100. N/A is shown where the base number of responses is less than 10 during the period. % is calculated as Quantity/Base number*100

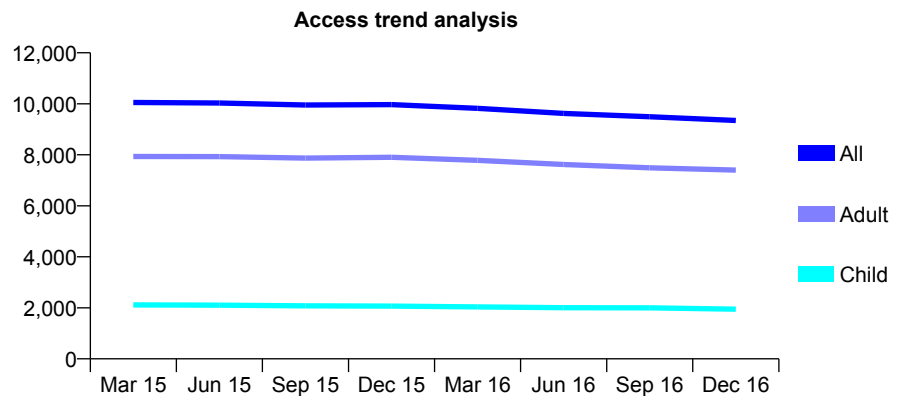
Q57 - Vital Signs At a Glance Contract Report for 157376/0001 - December 2016

Name or company name	Mr R Patel and Associates
Contract type name	GDS Contract
Purpose of contract	General
Contract start date	01/09/2011
Contract end date	

16/17 Contracted general activity (UDA)	27,231
Carry forward general activity (UDA)	-545
16/17 Contracted orthodontic activity (UOA)	0
Carry forward orthodontic activity (UOA)	0
Baseline contract value	£845,014.85

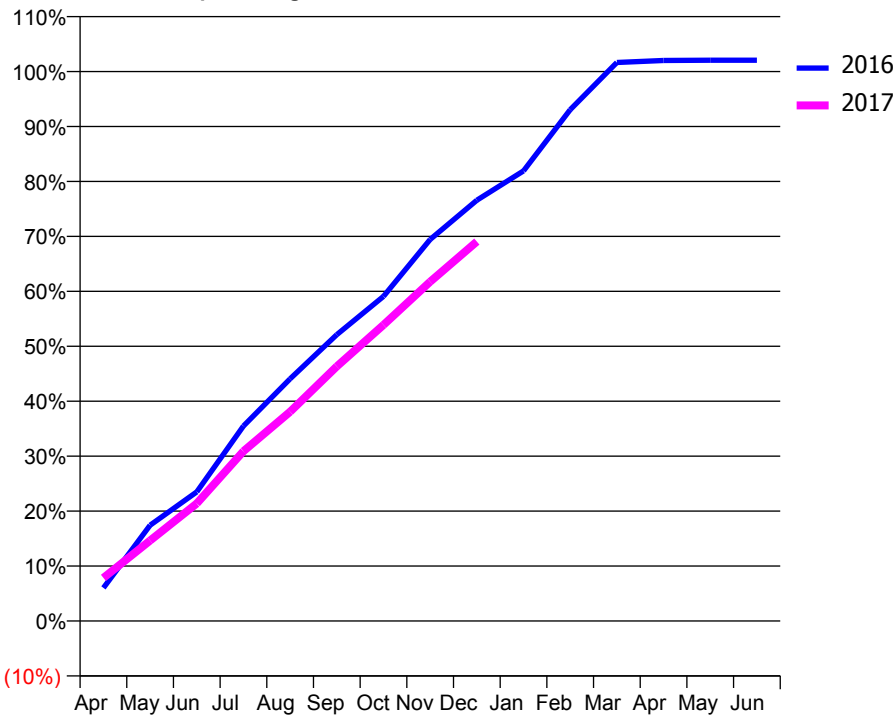
ACCESS*

Patients seen in 24 months	Total	Change since previous quarter
Quarter ending December 2015	9,969	
Quarter ending March 2016	9,820	↓
Quarter ending June 2016	9,626	↓
Quarter ending September 2016	9,491	↓
Quarter ending December 2016	9,349	↓
Variance since December 2015	(6.2%)	↓



ACTIVITY

Cumulative percentage of contracted UDA delivered 2016 & 2017



Month	Adjusted Scheduled Activity (UDA)	
	2016	2017
April	1,639	2,140
May	4,749	3,986
June	6,403	5,826
July	9,664	8,416
August	12,001	10,374
September	14,190	12,620
October	16,089	14,671
November	18,909	16,812
December	20,851	18,802
January	22,303	
February	25,339	
March	27,679	
April	27,775	
May	27,787	
June	27,791	

QUALITY

	Quantity	Base Number	Contract	AT	Region	England
% of FP17s for the same patient ID Re-attending within 3 months - Children	149	2,172	6.9%	10.7%	12.1%	12.4%
% of FP17s for the same patient ID Re-attending within 3 months - Adults	1,002	7,970	12.6%	15.2%	15.9%	16.6%
% of FP17s for the same patient ID Re-attending between 3 & 9 months - Children	1,420	2,172	65.4%	55.5%	58.6%	57.5%
% of FP17s for the same patient ID Re-attending between 3 & 9 months - Adults	5,242	7,970	65.8%	48.9%	51.5%	50.4%
% of FP17s for Band 1 Urgent Courses	770	10,070	7.6%	8.5%	8.0%	9.1%
% of FP17s Relating to Free Repair or Replacements	44	10,070	0.4%	0.8%	0.8%	0.8%
% of FP17s Relating to Continuations	95	10,070	0.9%	1.1%	1.2%	1.3%
% of Patients satisfied with the dentistry they have received	19	19	100.0%	93.6%	92.8%	92.7%
% of Patients satisfied with the time they had to wait for an appointment	16	19	84.2%	90.7%	89.2%	88.8%

* This is based on patients treated on this contract for their most recent course of treatment. Figures in italics indicate the base number of FP17s or Patient Questionnaire responses are less than 100. N/A is shown where the base number of responses is less than 10 during the period. % is calculated as Quantity/Base number*100

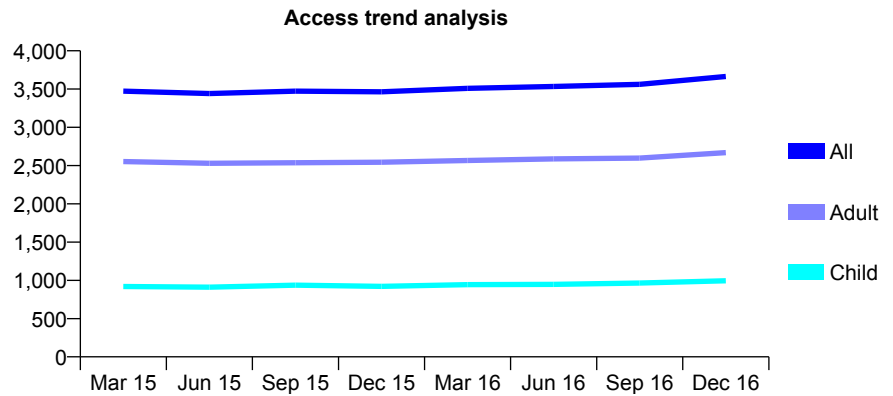
Q57 - Vital Signs At a Glance Contract Report for 157910/0001 - December 2016

Name or company name	Datta and Najefi
Contract type name	GDS Contract
Purpose of contract	General
Contract start date	01/04/2006
Contract end date	

16/17 Contracted general activity (UDA)	9,642
Carry forward general activity (UDA)	305
16/17 Contracted orthodontic activity (UOA)	0
Carry forward orthodontic activity (UOA)	0
Baseline contract value	£237,351.53

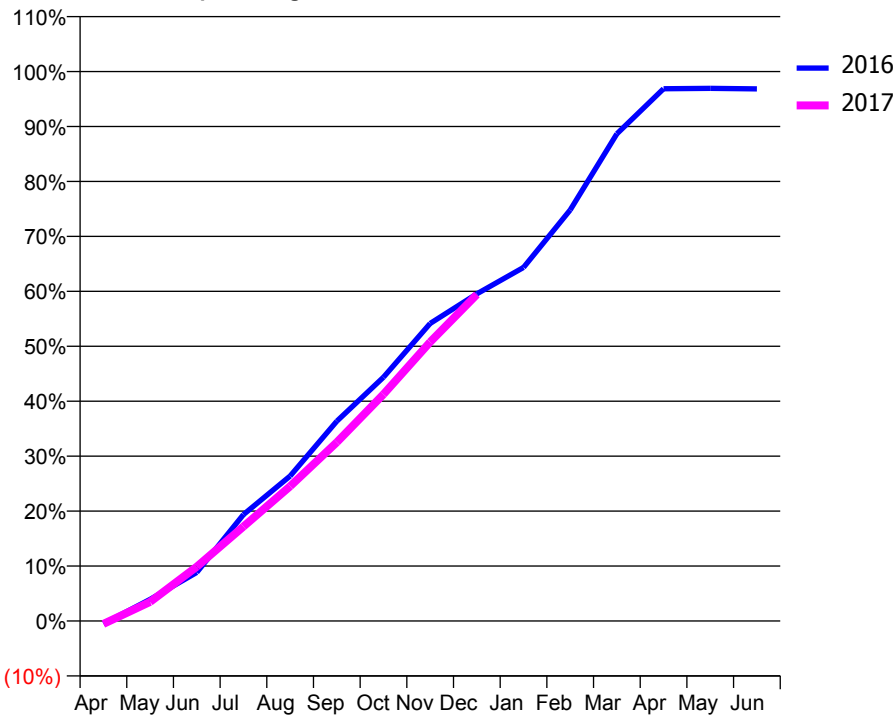
ACCESS*

Patients seen in 24 months	Total	Change since previous quarter
Quarter ending December 2015	3,464	
Quarter ending March 2016	3,510	→
Quarter ending June 2016	3,534	→
Quarter ending September 2016	3,562	→
Quarter ending December 2016	3,664	↑
Variance since December 2015	5.8%	↑



ACTIVITY

Cumulative percentage of contracted UDA delivered 2016 & 2017



Month	Adjusted Scheduled Activity (UDA)	
	2016	2017
April	-50	-54
May	379	336
June	852	953
July	1,868	1,659
August	2,544	2,365
September	3,505	3,138
October	4,277	3,978
November	5,222	4,897
December	5,740	5,729
January	6,205	
February	7,211	
March	8,548	
April	9,340	
May	9,346	
June	9,337	

QUALITY

	Quantity	Base Number	Contract	AT	Region	England
% of FP17s for the same patient ID Re-attending within 3 months - Children	50	799	6.3%	10.7%	12.1%	12.4%
% of FP17s for the same patient ID Re-attending within 3 months - Adults	375	2,184	17.2%	15.2%	15.9%	16.6%
% of FP17s for the same patient ID Re-attending between 3 & 9 months - Children	281	799	35.2%	55.5%	58.6%	57.5%
% of FP17s for the same patient ID Re-attending between 3 & 9 months - Adults	771	2,184	35.3%	48.9%	51.5%	50.4%
% of FP17s for Band 1 Urgent Courses	358	2,672	13.4%	8.5%	8.0%	9.1%
% of FP17s Relating to Free Repair or Replacements	62	2,672	2.3%	0.8%	0.8%	0.8%
% of FP17s Relating to Continuations	39	2,672	1.5%	1.1%	1.2%	1.3%
% of Patients satisfied with the dentistry they have received	6	6	N/A	93.6%	92.8%	92.7%
% of Patients satisfied with the time they had to wait for an appointment	6	6	N/A	90.7%	89.2%	88.8%

* This is based on patients treated on this contract for their most recent course of treatment. Figures in italics indicate the base number of FP17s or Patient Questionnaire responses are less than 100. N/A is shown where the base number of responses is less than 10 during the period. % is calculated as Quantity/Base number*100

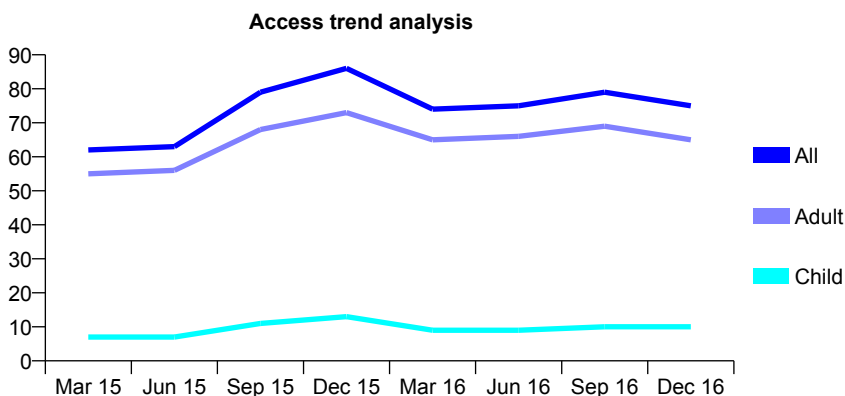
Q57 - Vital Signs At a Glance Contract Report for 158143/0001 - December 2016

Name or company name	Hatfield Peverel Dental Surgery
Contract type name	PDS Contract
Purpose of contract	General
Contract start date	01/04/2012
Contract end date	31/03/2017

16/17 Contracted general activity (UDA)	181
Carry forward general activity (UDA)	0
16/17 Contracted orthodontic activity (UOA)	0
Carry forward orthodontic activity (UOA)	0
Baseline contract value	£8,563.00

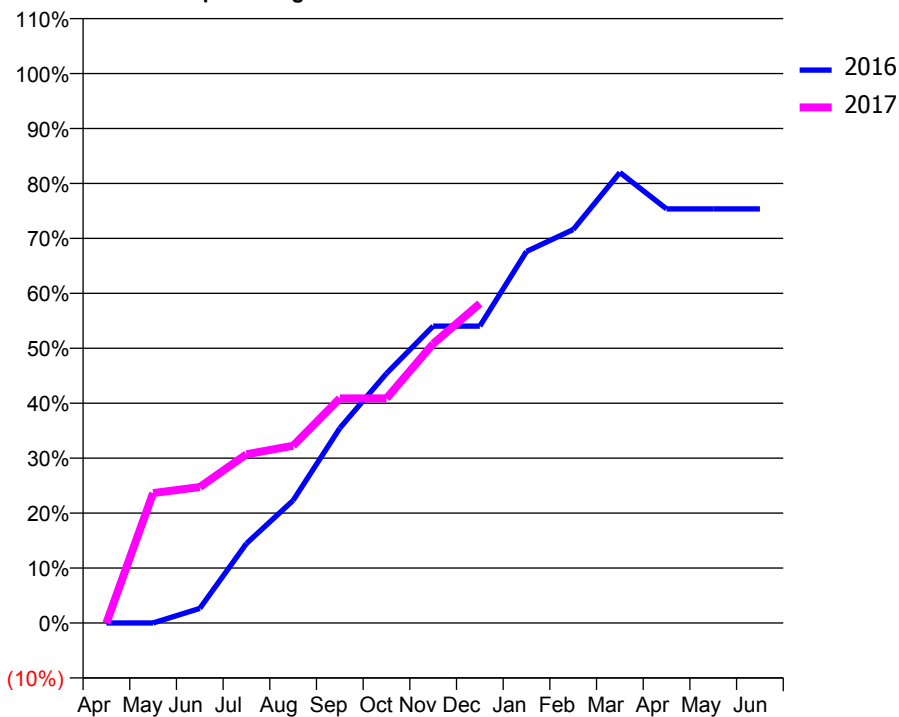
ACCESS*

Patients seen in 24 months	Total	Change since previous quarter
Quarter ending December 2015	86	
Quarter ending March 2016	74	↓
Quarter ending June 2016	75	→
Quarter ending September 2016	79	↑
Quarter ending December 2016	75	↓
Variance since December 2015	(12.8%)	↓



ACTIVITY

Cumulative percentage of contracted UDA delivered 2016 & 2017



Month	Adjusted Scheduled Activity (UDA)	
	2016	2017
April	0	0
May	0	43
June	5	45
July	26	56
August	40	58
September	64	74
October	82	74
November	98	92
December	98	105
January	122	
February	130	
March	148	
April	136	
May	136	
June	136	

QUALITY

	Quantity	Base Number	Contract	AT	Region	England
% of FP17s for the same patient ID Re-attending within 3 months - Children	0	12	0.0%	10.7%	12.1%	12.4%
% of FP17s for the same patient ID Re-attending within 3 months - Adults	0	76	0.0%	15.2%	15.9%	16.6%
% of FP17s for the same patient ID Re-attending between 3 & 9 months - Children	0	12	0.0%	55.5%	58.6%	57.5%
% of FP17s for the same patient ID Re-attending between 3 & 9 months - Adults	0	76	0.0%	48.9%	51.5%	50.4%
% of FP17s for Band 1 Urgent Courses	81	89	91.0%	8.5%	8.0%	9.1%
% of FP17s Relating to Free Repair or Replacements	0	89	0.0%	0.8%	0.8%	0.8%
% of FP17s Relating to Continuations	0	89	0.0%	1.1%	1.2%	1.3%
% of Patients satisfied with the dentistry they have received	0	0	N/A	93.6%	92.8%	92.7%
% of Patients satisfied with the time they had to wait for an appointment	0	0	N/A	90.7%	89.2%	88.8%

* This is based on patients treated on this contract for their most recent course of treatment. Figures in italics indicate the base number of FP17s or Patient Questionnaire responses are less than 100. N/A is shown where the base number of responses is less than 10 during the period. % is calculated as Quantity/Base number*100

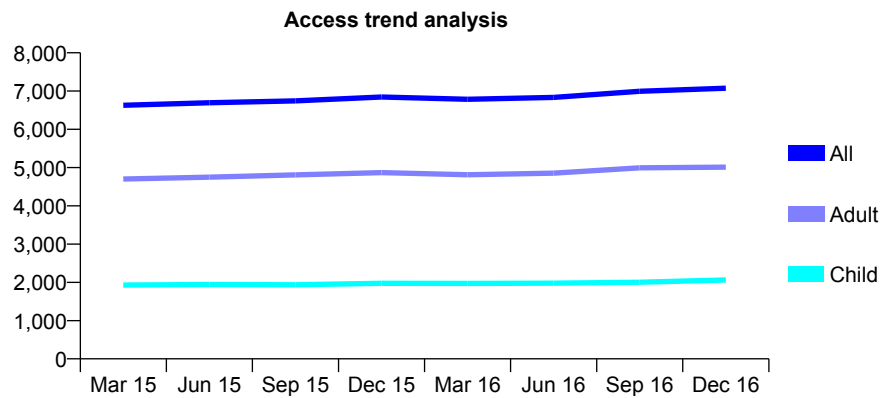
Q57 - Vital Signs At a Glance Contract Report for 158283/0002 - December 2016

Name or company name	Inspire Dental Eastwood Ltd
Contract type name	GDS Contract
Purpose of contract	General
Contract start date	01/09/2007
Contract end date	

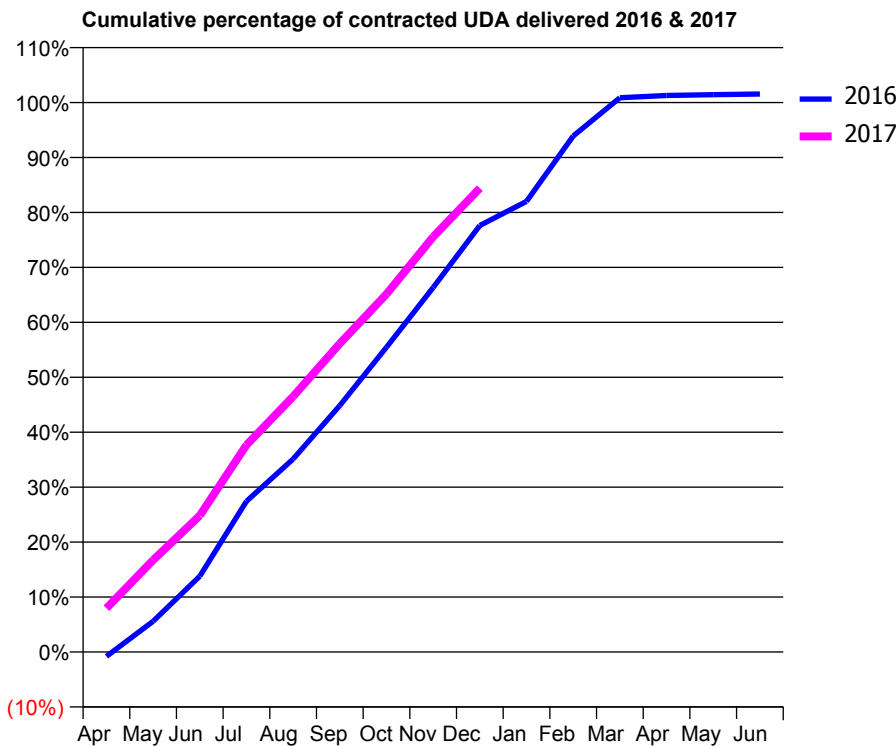
16/17 Contracted general activity (UDA)	21,000
Carry forward general activity (UDA)	-323
16/17 Contracted orthodontic activity (UOA)	0
Carry forward orthodontic activity (UOA)	0
Baseline contract value	£562,323.99

ACCESS*

Patients seen in 24 months	Total	Change since previous quarter
Quarter ending December 2015	6,843	
Quarter ending March 2016	6,784	→
Quarter ending June 2016	6,834	→
Quarter ending September 2016	6,994	↑
Quarter ending December 2016	7,073	→
Variance since December 2015	3.4%	↑



ACTIVITY



Month	Adjusted Scheduled Activity (UDA)	
	2016	2017
April	-169	1,676
May	1,174	3,512
June	2,897	5,216
July	5,762	7,910
August	7,374	9,767
September	9,420	11,790
October	11,648	13,682
November	13,929	15,868
December	16,301	17,726
January	17,223	
February	19,718	
March	21,181	
April	21,266	
May	21,300	
June	21,323	

QUALITY

	Quantity	Base Number	Contract	AT	Region	England
% of FP17s for the same patient ID Re-attending within 3 months - Children	113	2,243	5.0%	10.7%	12.1%	12.4%
% of FP17s for the same patient ID Re-attending within 3 months - Adults	384	4,830	8.0%	15.2%	15.9%	16.6%
% of FP17s for the same patient ID Re-attending between 3 & 9 months - Children	1,301	2,243	58.0%	55.5%	58.6%	57.5%
% of FP17s for the same patient ID Re-attending between 3 & 9 months - Adults	2,628	4,830	54.4%	48.9%	51.5%	50.4%
% of FP17s for Band 1 Urgent Courses	349	7,017	5.0%	8.5%	8.0%	9.1%
% of FP17s Relating to Free Repair or Replacements	66	7,017	0.9%	0.8%	0.8%	0.8%
% of FP17s Relating to Continuations	14	7,017	0.2%	1.1%	1.2%	1.3%
% of Patients satisfied with the dentistry they have received	12	12	100.0%	93.6%	92.8%	92.7%
% of Patients satisfied with the time they had to wait for an appointment	11	12	91.7%	90.7%	89.2%	88.8%

* This is based on patients treated on this contract for their most recent course of treatment. Figures in italics indicate the base number of FP17s or Patient Questionnaire responses are less than 100. N/A is shown where the base number of responses is less than 10 during the period. % is calculated as Quantity/Base number*100

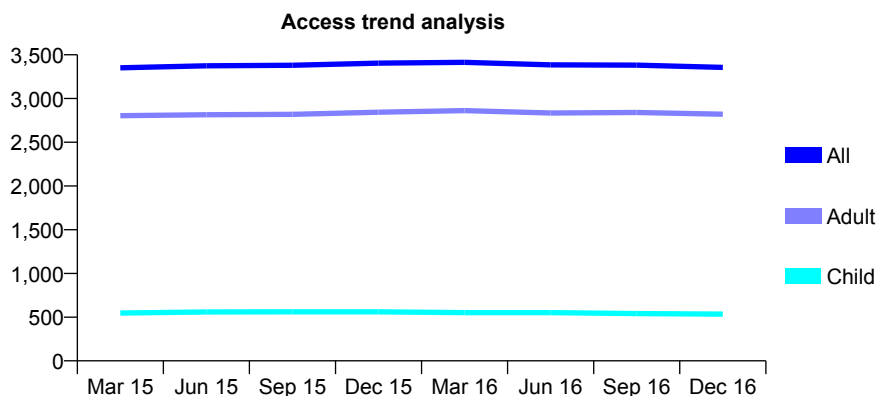
Q57 - Vital Signs At a Glance Contract Report for 158321/0001 - December 2016

Name or company name	Carmelite Dental Practice
Contract type name	GDS Contract
Purpose of contract	General
Contract start date	01/04/2006
Contract end date	

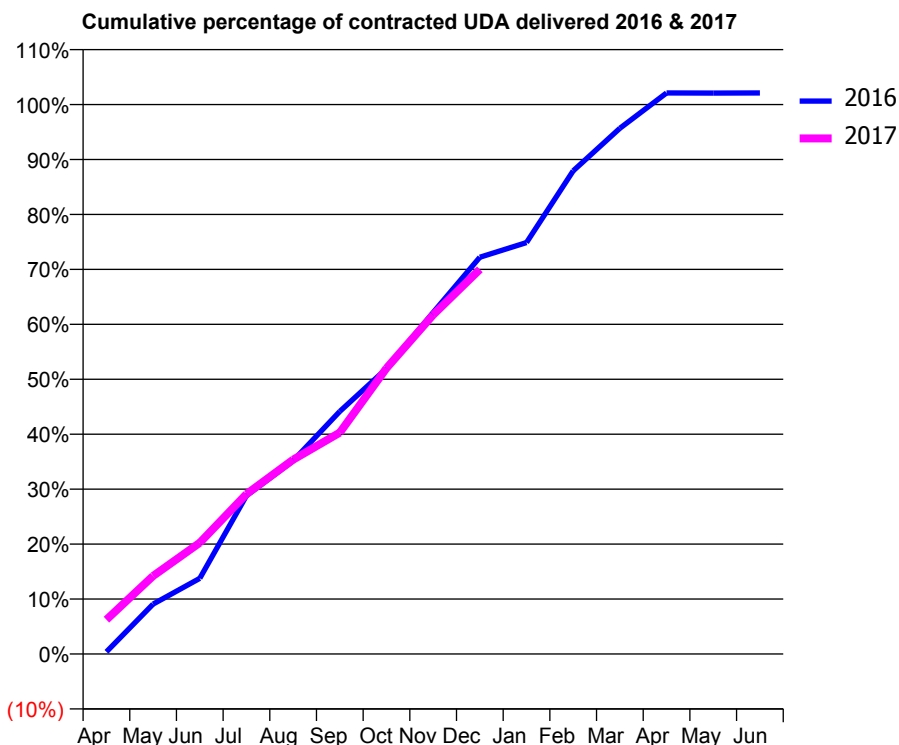
16/17 Contracted general activity (UDA)	10,298
Carry forward general activity (UDA)	-188
16/17 Contracted orthodontic activity (UOA)	0
Carry forward orthodontic activity (UOA)	0
Baseline contract value	£249,910.58

ACCESS*

Patients seen in 24 months	Total	Change since previous quarter
Quarter ending December 2015	3,404	
Quarter ending March 2016	3,414	→
Quarter ending June 2016	3,385	→
Quarter ending September 2016	3,382	→
Quarter ending December 2016	3,356	→
Variance since December 2015	(1.4%)	↓



ACTIVITY



Month	Adjusted Scheduled Activity (UDA)	
	2016	2017
April	38	644
May	854	1,463
June	1,294	2,085
July	2,708	2,997
August	3,305	3,643
September	4,149	4,150
October	4,882	5,356
November	5,842	6,355
December	6,787	7,207
January	7,038	
February	8,264	
March	8,990	
April	9,596	
May	9,594	
June	9,595	

QUALITY

	Quantity	Base Number	Contract	AT	Region	England
% of FP17s for the same patient ID Re-attending within 3 months - Children	20	685	2.9%	10.7%	12.1%	12.4%
% of FP17s for the same patient ID Re-attending within 3 months - Adults	360	3,493	10.3%	15.2%	15.9%	16.6%
% of FP17s for the same patient ID Re-attending between 3 & 9 months - Children	468	685	68.3%	55.5%	58.6%	57.5%
% of FP17s for the same patient ID Re-attending between 3 & 9 months - Adults	2,503	3,493	71.7%	48.9%	51.5%	50.4%
% of FP17s for Band 1 Urgent Courses	196	3,862	5.1%	8.5%	8.0%	9.1%
% of FP17s Relating to Free Repair or Replacements	2	3,862	0.1%	0.8%	0.8%	0.8%
% of FP17s Relating to Continuations	12	3,862	0.3%	1.1%	1.2%	1.3%
% of Patients satisfied with the dentistry they have received	7	7	N/A	93.6%	92.8%	92.7%
% of Patients satisfied with the time they had to wait for an appointment	6	7	N/A	90.7%	89.2%	88.8%

* This is based on patients treated on this contract for their most recent course of treatment. Figures in italics indicate the base number of FP17s or Patient Questionnaire responses are less than 100. N/A is shown where the base number of responses is less than 10 during the period. % is calculated as Quantity/Base number*100

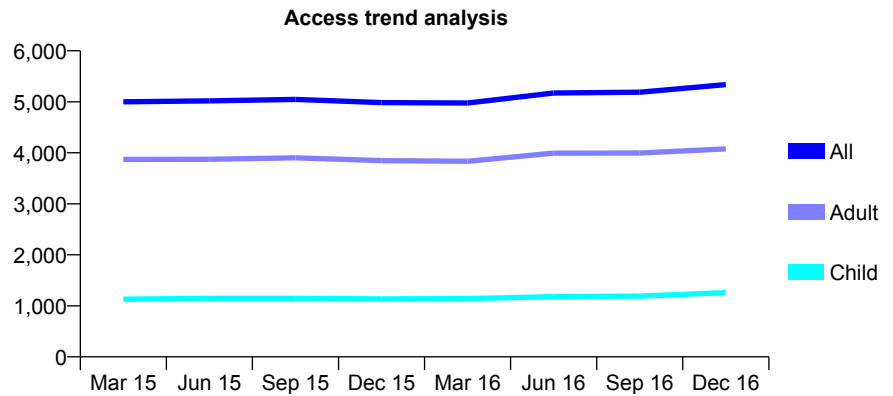
Q57 - Vital Signs At a Glance Contract Report for 159190/0001 - December 2016

Name or company name	Pitsea Dental Care Limited
Contract type name	GDS Contract
Purpose of contract	General
Contract start date	01/12/2007
Contract end date	

16/17 Contracted general activity (UDA)	15,974
Carry forward general activity (UDA)	0
16/17 Contracted orthodontic activity (UOA)	0
Carry forward orthodontic activity (UOA)	0
Baseline contract value	£434,980.50

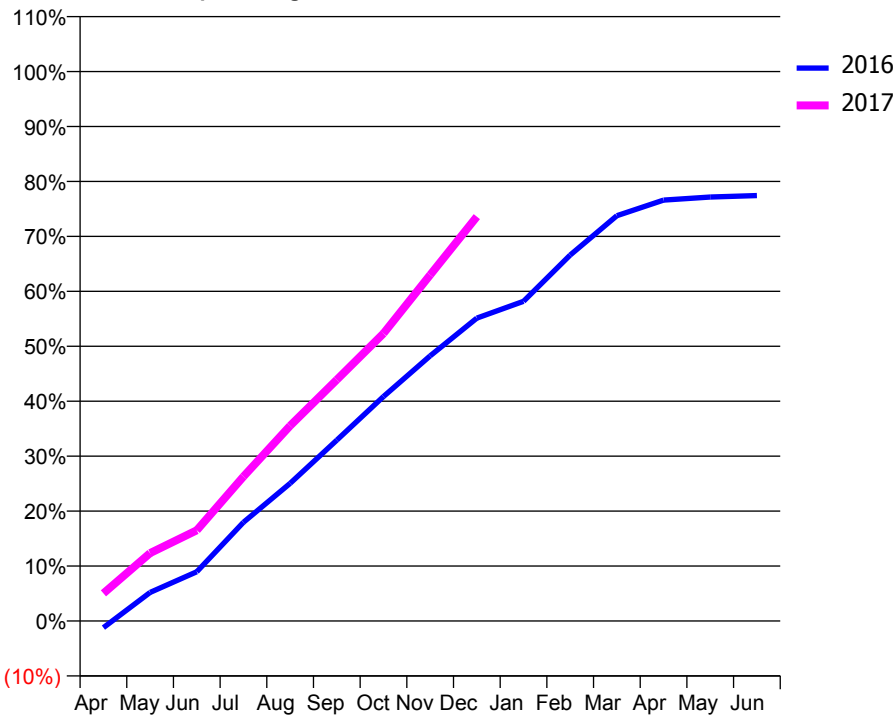
ACCESS*

Patients seen in 24 months	Total	Change since previous quarter
Quarter ending December 2015	4,984	
Quarter ending March 2016	4,976	→
Quarter ending June 2016	5,173	↑
Quarter ending September 2016	5,187	→
Quarter ending December 2016	5,337	↑
Variance since December 2015	7.1%	↑



ACTIVITY

Cumulative percentage of contracted UDA delivered 2016 & 2017



Month	Adjusted Scheduled Activity (UDA)	
	2016	2017
April	-194	803
May	831	1,976
June	1,434	2,636
July	2,869	4,199
August	4,001	5,678
September	5,257	7,015
October	6,527	8,358
November	7,709	10,063
December	8,803	11,754
January	9,293	
February	10,639	
March	11,783	
April	12,237	
May	12,326	
June	12,367	

QUALITY

	Quantity	Base Number	Contract	AT	Region	England
% of FP17s for the same patient ID Re-attending within 3 months - Children	57	1,033	5.5%	10.7%	12.1%	12.4%
% of FP17s for the same patient ID Re-attending within 3 months - Adults	621	3,659	17.0%	15.2%	15.9%	16.6%
% of FP17s for the same patient ID Re-attending between 3 & 9 months - Children	221	1,033	21.4%	55.5%	58.6%	57.5%
% of FP17s for the same patient ID Re-attending between 3 & 9 months - Adults	1,035	3,659	28.3%	48.9%	51.5%	50.4%
% of FP17s for Band 1 Urgent Courses	594	4,467	13.3%	8.5%	8.0%	9.1%
% of FP17s Relating to Free Repair or Replacements	106	4,467	2.4%	0.8%	0.8%	0.8%
% of FP17s Relating to Continuations	31	4,467	0.7%	1.1%	1.2%	1.3%
% of Patients satisfied with the dentistry they have received	8	9	N/A	93.6%	92.8%	92.7%
% of Patients satisfied with the time they had to wait for an appointment	8	9	N/A	90.7%	89.2%	88.8%

* This is based on patients treated on this contract for their most recent course of treatment. Figures in italics indicate the base number of FP17s or Patient Questionnaire responses are less than 100. N/A is shown where the base number of responses is less than 10 during the period. % is calculated as Quantity/Base number*100

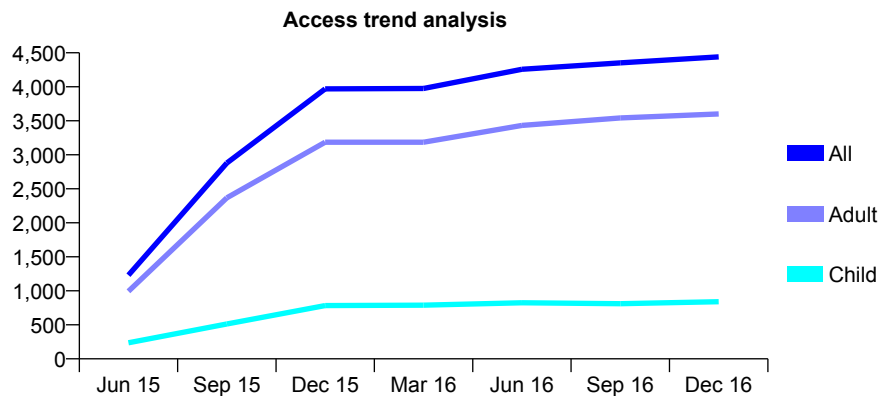
Q57 - Vital Signs At a Glance Contract Report for 160024/0001 - December 2016

Name or company name	Burnham Dental Practice
Contract type name	GDS Contract
Purpose of contract	General
Contract start date	01/04/2015
Contract end date	

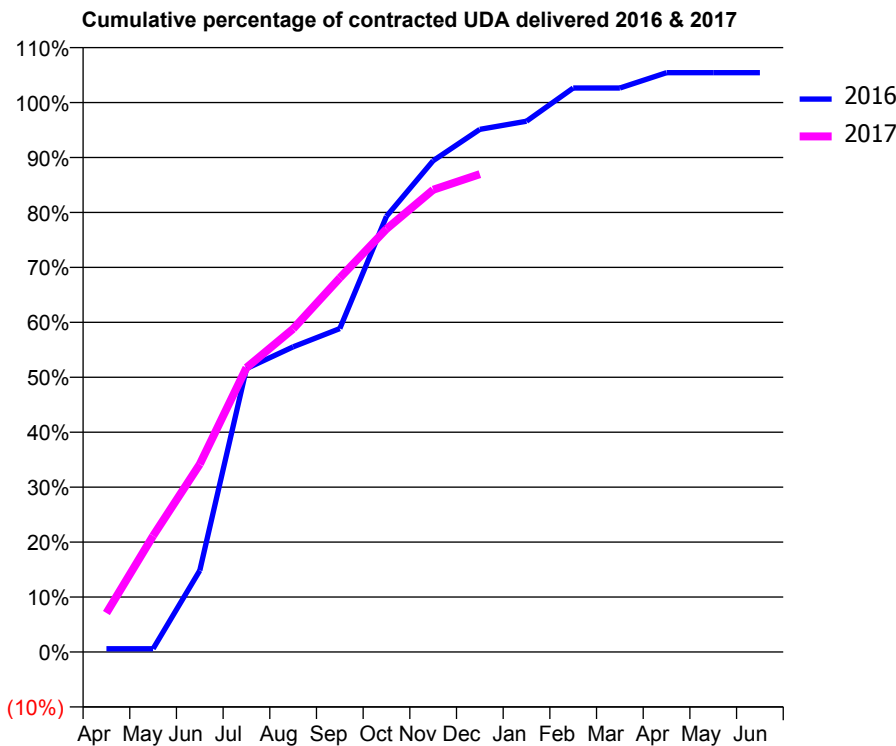
16/17 Contracted general activity (UDA)	14,071
Carry forward general activity (UDA)	-275
16/17 Contracted orthodontic activity (UOA)	0
Carry forward orthodontic activity (UOA)	0
Baseline contract value	£422,621.74

ACCESS*

Patients seen in 24 months	Total	Change since previous quarter
Quarter ending December 2015	3,969	
Quarter ending March 2016	3,975	→
Quarter ending June 2016	4,257	↑
Quarter ending September 2016	4,352	↑
Quarter ending December 2016	4,441	↑
Variance since December 2015	11.9%	↑



ACTIVITY



Month	Adjusted Scheduled Activity (UDA)	
	2016	2017
April	80	999
May	80	2,974
June	2,037	4,808
July	7,085	7,280
August	7,629	8,275
September	8,087	9,581
October	10,894	10,833
November	12,281	11,837
December	13,065	12,238
January	13,270	
February	14,100	
March	14,100	
April	14,483	
May	14,484	
June	14,484	

QUALITY

	Quantity	Base Number	Contract	AT	Region	England
% of FP17s for the same patient ID Re-attending within 3 months - Children	60	1,203	5.0%	10.7%	12.1%	12.4%
% of FP17s for the same patient ID Re-attending within 3 months - Adults	359	3,615	9.9%	15.2%	15.9%	16.6%
% of FP17s for the same patient ID Re-attending between 3 & 9 months - Children	870	1,203	72.3%	55.5%	58.6%	57.5%
% of FP17s for the same patient ID Re-attending between 3 & 9 months - Adults	1,118	3,615	30.9%	48.9%	51.5%	50.4%
% of FP17s for Band 1 Urgent Courses	93	4,613	2.0%	8.5%	8.0%	9.1%
% of FP17s Relating to Free Repair or Replacements	15	4,613	0.3%	0.8%	0.8%	0.8%
% of FP17s Relating to Continuations	39	4,613	0.8%	1.1%	1.2%	1.3%
% of Patients satisfied with the dentistry they have received	3	3	N/A	93.6%	92.8%	92.7%
% of Patients satisfied with the time they had to wait for an appointment	3	3	N/A	90.7%	89.2%	88.8%

* This is based on patients treated on this contract for their most recent course of treatment. Figures in italics indicate the base number of FP17s or Patient Questionnaire responses are less than 100. N/A is shown where the base number of responses is less than 10 during the period. % is calculated as Quantity/Base number*100

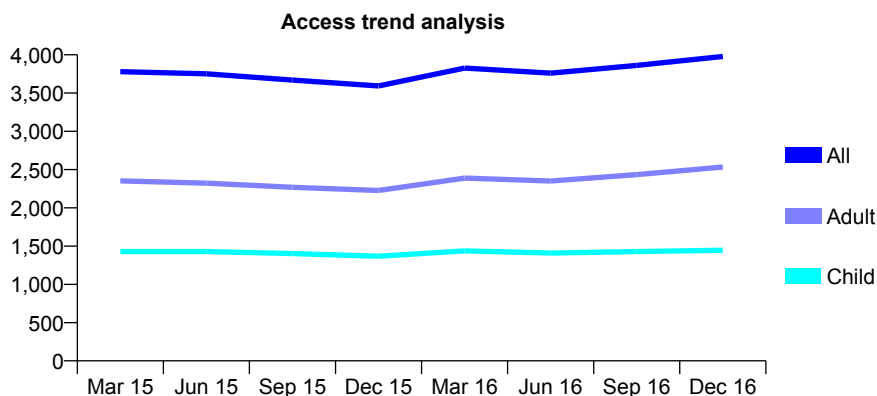
Q57 - Vital Signs At a Glance Contract Report for 164852/0001 - December 2016

Name or company name	Street Farm Dental Practice
Contract type name	GDS Contract
Purpose of contract	General
Contract start date	01/04/2009
Contract end date	

16/17 Contracted general activity (UDA)	11,500
Carry forward general activity (UDA)	105
16/17 Contracted orthodontic activity (UOA)	0
Carry forward orthodontic activity (UOA)	0
Baseline contract value	£277,083.07

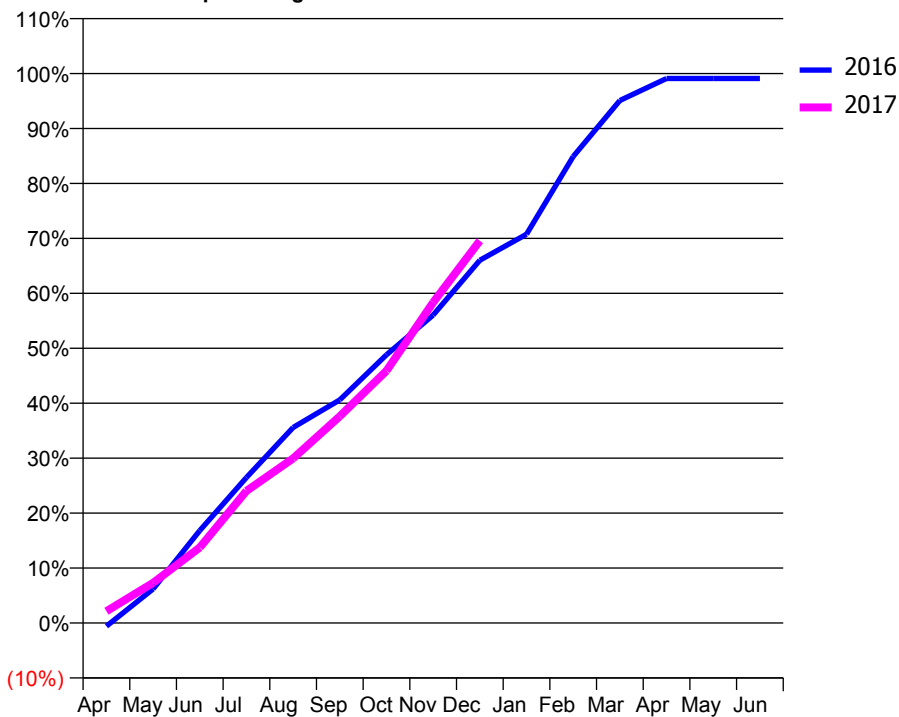
ACCESS*

Patients seen in 24 months	Total	Change since previous quarter
Quarter ending December 2015	3,593	
Quarter ending March 2016	3,826	↑
Quarter ending June 2016	3,760	↓
Quarter ending September 2016	3,862	↑
Quarter ending December 2016	3,979	↑
Variance since December 2015	10.7%	↑



ACTIVITY

Cumulative percentage of contracted UDA delivered 2016 & 2017



Month	Adjusted Scheduled Activity (UDA)	
	2016	2017
April	-69	246
May	712	841
June	1,934	1,580
July	3,047	2,763
August	4,093	3,444
September	4,671	4,326
October	5,614	5,278
November	6,445	6,712
December	7,593	7,999
January	8,135	
February	9,763	
March	10,935	
April	11,395	
May	11,395	
June	11,395	

QUALITY

	Quantity	Base Number	Contract	AT	Region	England
% of FP17s for the same patient ID Re-attending within 3 months - Children	127	1,553	8.2%	10.7%	12.1%	12.4%
% of FP17s for the same patient ID Re-attending within 3 months - Adults	471	2,609	18.1%	15.2%	15.9%	16.6%
% of FP17s for the same patient ID Re-attending between 3 & 9 months - Children	926	1,553	59.6%	55.5%	58.6%	57.5%
% of FP17s for the same patient ID Re-attending between 3 & 9 months - Adults	1,343	2,609	51.5%	48.9%	51.5%	50.4%
% of FP17s for Band 1 Urgent Courses	376	3,926	9.6%	8.5%	8.0%	9.1%
% of FP17s Relating to Free Repair or Replacements	22	3,926	0.6%	0.8%	0.8%	0.8%
% of FP17s Relating to Continuations	99	3,926	2.5%	1.1%	1.2%	1.3%
% of Patients satisfied with the dentistry they have received	8	9	N/A	93.6%	92.8%	92.7%
% of Patients satisfied with the time they had to wait for an appointment	7	9	N/A	90.7%	89.2%	88.8%

* This is based on patients treated on this contract for their most recent course of treatment. Figures in italics indicate the base number of FP17s or Patient Questionnaire responses are less than 100. N/A is shown where the base number of responses is less than 10 during the period. % is calculated as Quantity/Base number*100

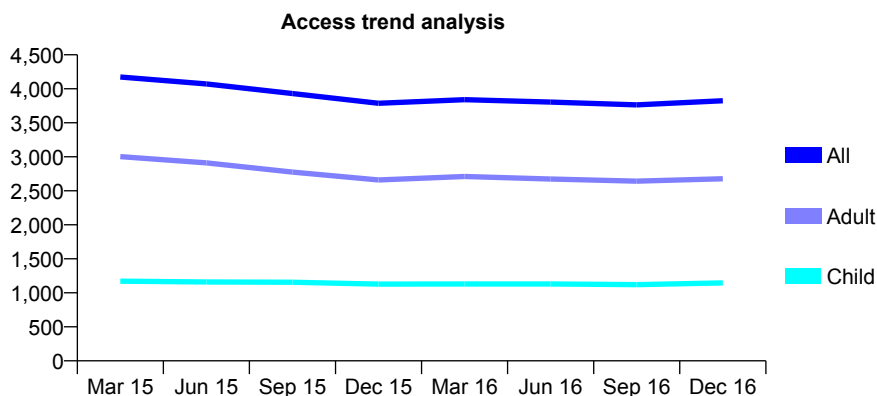
Q57 - Vital Signs At a Glance Contract Report for 165751/0001 - December 2016

Name or company name	Straight Road Dental Practice
Contract type name	GDS Contract
Purpose of contract	General
Contract start date	01/04/2009
Contract end date	

16/17 Contracted general activity (UDA)	10,000
Carry forward general activity (UDA)	61
16/17 Contracted orthodontic activity (UOA)	0
Carry forward orthodontic activity (UOA)	0
Baseline contract value	£260,515.92

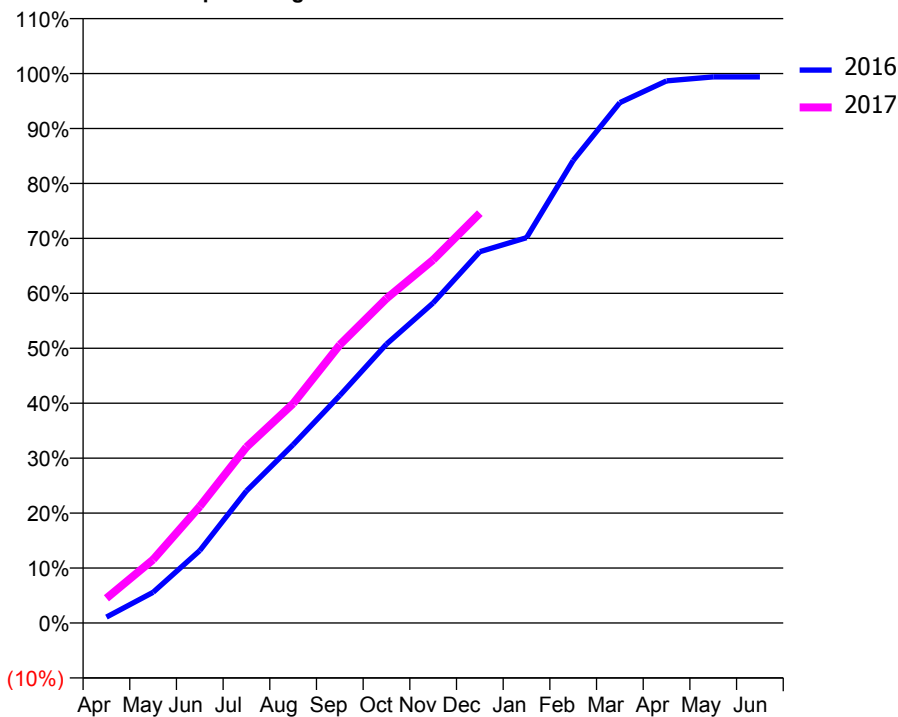
ACCESS*

Patients seen in 24 months	Total	Change since previous quarter
Quarter ending December 2015	3,788	
Quarter ending March 2016	3,841	→
Quarter ending June 2016	3,804	→
Quarter ending September 2016	3,764	↓
Quarter ending December 2016	3,825	→
Variance since December 2015	1.0%	→



ACTIVITY

Cumulative percentage of contracted UDA delivered 2016 & 2017



Month	Adjusted Scheduled Activity (UDA)	
	2016	2017
April	108	450
May	559	1,154
June	1,320	2,122
July	2,403	3,201
August	3,245	3,992
September	4,142	5,063
October	5,076	5,906
November	5,826	6,608
December	6,758	7,459
January	7,012	
February	8,418	
March	9,471	
April	9,865	
May	9,939	
June	9,939	

QUALITY

	Quantity	Base Number	Contract	AT	Region	England
% of FP17s for the same patient ID Re-attending within 3 months - Children	73	1,371	5.3%	10.7%	12.1%	12.4%
% of FP17s for the same patient ID Re-attending within 3 months - Adults	239	2,306	10.4%	15.2%	15.9%	16.6%
% of FP17s for the same patient ID Re-attending between 3 & 9 months - Children	896	1,371	65.4%	55.5%	58.6%	57.5%
% of FP17s for the same patient ID Re-attending between 3 & 9 months - Adults	1,015	2,306	44.0%	48.9%	51.5%	50.4%
% of FP17s for Band 1 Urgent Courses	63	3,484	1.8%	8.5%	8.0%	9.1%
% of FP17s Relating to Free Repair or Replacements	20	3,484	0.6%	0.8%	0.8%	0.8%
% of FP17s Relating to Continuations	34	3,484	1.0%	1.1%	1.2%	1.3%
% of Patients satisfied with the dentistry they have received	5	5	N/A	93.6%	92.8%	92.7%
% of Patients satisfied with the time they had to wait for an appointment	5	5	N/A	90.7%	89.2%	88.8%

* This is based on patients treated on this contract for their most recent course of treatment. Figures in italics indicate the base number of FP17s or Patient Questionnaire responses are less than 100. N/A is shown where the base number of responses is less than 10 during the period. % is calculated as Quantity/Base number*100

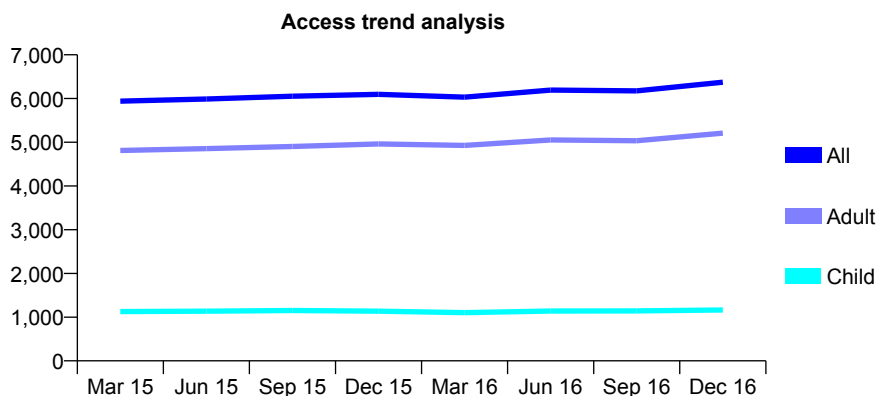
Q57 - Vital Signs At a Glance Contract Report for 169056/0001 - December 2016

Name or company name	Mr. Mazdak Eyrumlu and Honar Shakir
Contract type name	GDS Contract
Purpose of contract	General
Contract start date	09/11/2012
Contract end date	

16/17 Contracted general activity (UDA)	25,845
Carry forward general activity (UDA)	898
16/17 Contracted orthodontic activity (UOA)	0
Carry forward orthodontic activity (UOA)	0
Baseline contract value	£589,732.81

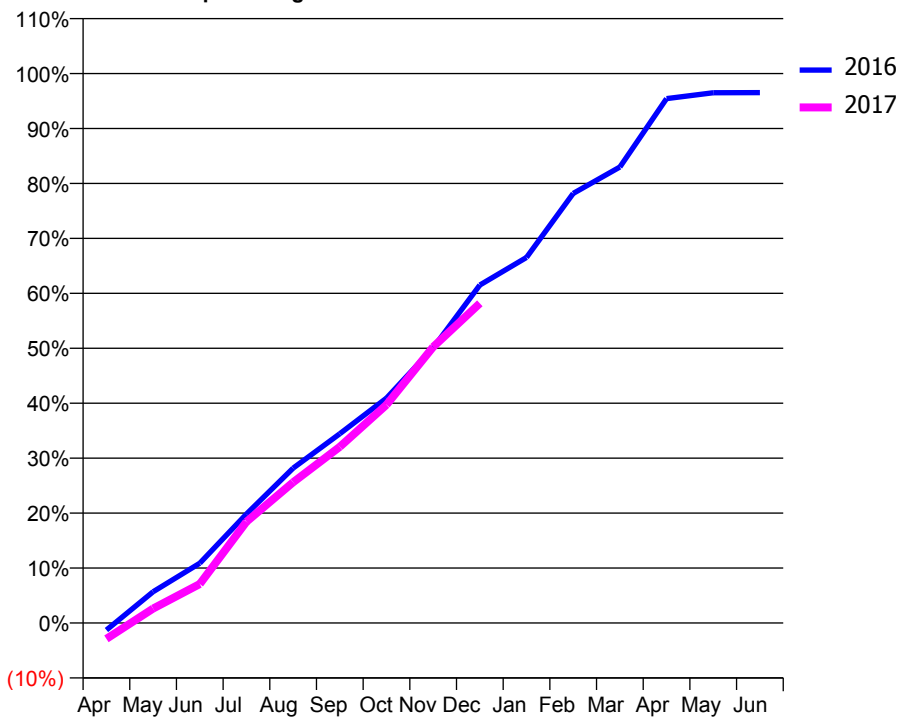
ACCESS*

Patients seen in 24 months	Total	Change since previous quarter
Quarter ending December 2015	6,095	
Quarter ending March 2016	6,031	↓
Quarter ending June 2016	6,192	↑
Quarter ending September 2016	6,176	→
Quarter ending December 2016	6,374	↑
Variance since December 2015	4.6%	↑



ACTIVITY

Cumulative percentage of contracted UDA delivered 2016 & 2017



Month	Adjusted Scheduled Activity (UDA)	
	2016	2017
April	-338	-749
May	1,472	681
June	2,812	1,837
July	5,130	4,761
August	7,286	6,619
September	8,905	8,286
October	10,575	10,264
November	12,939	12,988
December	15,898	15,034
January	17,196	
February	20,206	
March	21,444	
April	24,665	
May	24,941	
June	24,947	

QUALITY

	Quantity	Base Number	Contract	AT	Region	England
% of FP17s for the same patient ID Re-attending within 3 months - Children	94	1,280	7.3%	10.7%	12.1%	12.4%
% of FP17s for the same patient ID Re-attending within 3 months - Adults	925	5,888	15.7%	15.2%	15.9%	16.6%
% of FP17s for the same patient ID Re-attending between 3 & 9 months - Children	733	1,280	57.3%	55.5%	58.6%	57.5%
% of FP17s for the same patient ID Re-attending between 3 & 9 months - Adults	3,034	5,888	51.5%	48.9%	51.5%	50.4%
% of FP17s for Band 1 Urgent Courses	678	6,119	11.1%	8.5%	8.0%	9.1%
% of FP17s Relating to Free Repair or Replacements	49	6,119	0.8%	0.8%	0.8%	0.8%
% of FP17s Relating to Continuations	154	6,119	2.5%	1.1%	1.2%	1.3%
% of Patients satisfied with the dentistry they have received	24	26	92.3%	93.6%	92.8%	92.7%
% of Patients satisfied with the time they had to wait for an appointment	26	26	100.0%	90.7%	89.2%	88.8%

* This is based on patients treated on this contract for their most recent course of treatment. Figures in italics indicate the base number of FP17s or Patient Questionnaire responses are less than 100. N/A is shown where the base number of responses is less than 10 during the period. % is calculated as Quantity/Base number*100

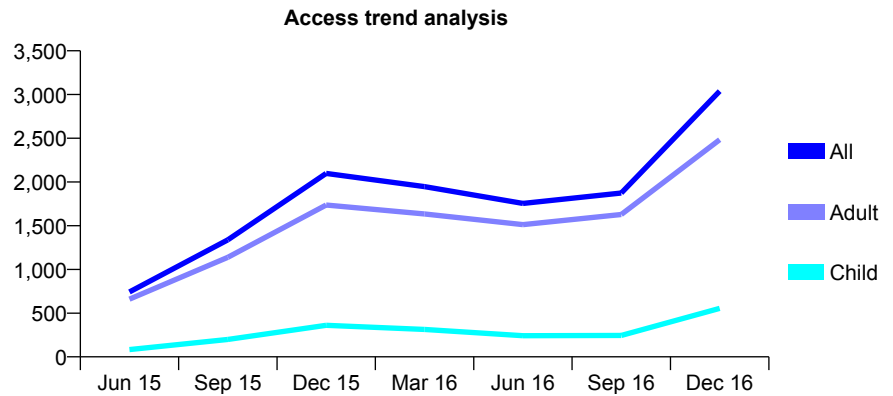
Q57 - Vital Signs At a Glance Contract Report for 169986/0001 - December 2016

Name or company name	Redmayne Partnership
Contract type name	GDS Contract
Purpose of contract	General
Contract start date	01/04/2015
Contract end date	

16/17 Contracted general activity (UDA)	11,401
Carry forward general activity (UDA)	28
16/17 Contracted orthodontic activity (UOA)	0
Carry forward orthodontic activity (UOA)	0
Baseline contract value	£242,380.42

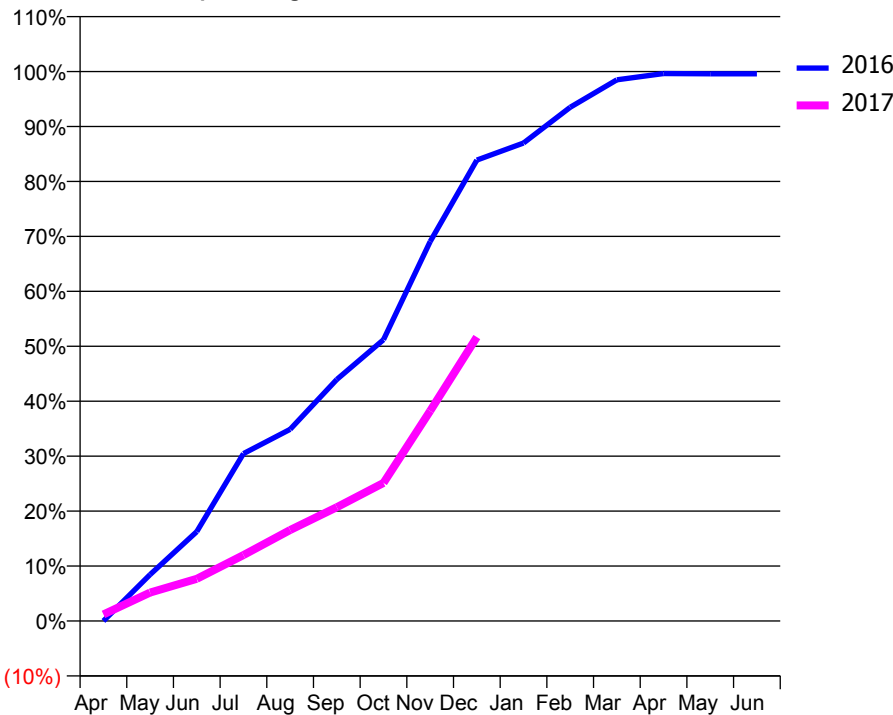
ACCESS*

Patients seen in 24 months	Total	Change since previous quarter
Quarter ending December 2015	2,097	
Quarter ending March 2016	1,947	↓
Quarter ending June 2016	1,754	↓
Quarter ending September 2016	1,873	↑
Quarter ending December 2016	3,038	↑
Variance since December 2015	44.9%	↑



ACTIVITY

Cumulative percentage of contracted UDA delivered 2016 & 2017



Month	Adjusted Scheduled Activity (UDA)	
	2016	2017
April	0	138
May	584	591
June	1,123	876
July	2,103	1,369
August	2,407	1,889
September	3,033	2,362
October	3,532	2,866
November	4,765	4,359
December	5,788	5,892
January	6,002	
February	6,451	
March	6,797	
April	6,876	
May	6,873	
June	6,873	

QUALITY

	Quantity	Base Number	Contract	AT	Region	England
% of FP17s for the same patient ID Re-attending within 3 months - Children	10	504	2.0%	10.7%	12.1%	12.4%
% of FP17s for the same patient ID Re-attending within 3 months - Adults	203	2,564	7.9%	15.2%	15.9%	16.6%
% of FP17s for the same patient ID Re-attending between 3 & 9 months - Children	100	504	19.8%	55.5%	58.6%	57.5%
% of FP17s for the same patient ID Re-attending between 3 & 9 months - Adults	901	2,564	35.1%	48.9%	51.5%	50.4%
% of FP17s for Band 1 Urgent Courses	303	3,029	10.0%	8.5%	8.0%	9.1%
% of FP17s Relating to Free Repair or Replacements	26	3,029	0.9%	0.8%	0.8%	0.8%
% of FP17s Relating to Continuations	19	3,029	0.6%	1.1%	1.2%	1.3%
% of Patients satisfied with the dentistry they have received	5	5	N/A	93.6%	92.8%	92.7%
% of Patients satisfied with the time they had to wait for an appointment	5	5	N/A	90.7%	89.2%	88.8%

* This is based on patients treated on this contract for their most recent course of treatment. Figures in italics indicate the base number of FP17s or Patient Questionnaire responses are less than 100. N/A is shown where the base number of responses is less than 10 during the period. % is calculated as Quantity/Base number*100

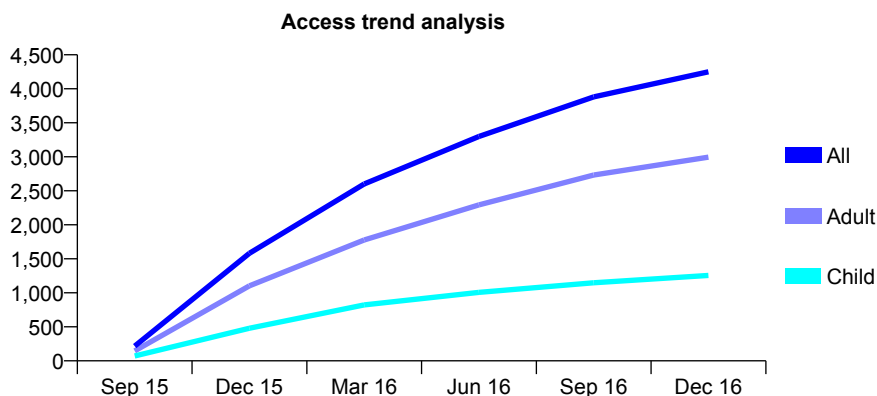
Q57 - Vital Signs At a Glance Contract Report for 172960/0001 - December 2016

Name or company name	Billericay Dental Care
Contract type name	GDS Contract
Purpose of contract	General
Contract start date	01/09/2015
Contract end date	

16/17 Contracted general activity (UDA)	12,616
Carry forward general activity (UDA)	-222
16/17 Contracted orthodontic activity (UOA)	0
Carry forward orthodontic activity (UOA)	0
Baseline contract value	£300,398.89

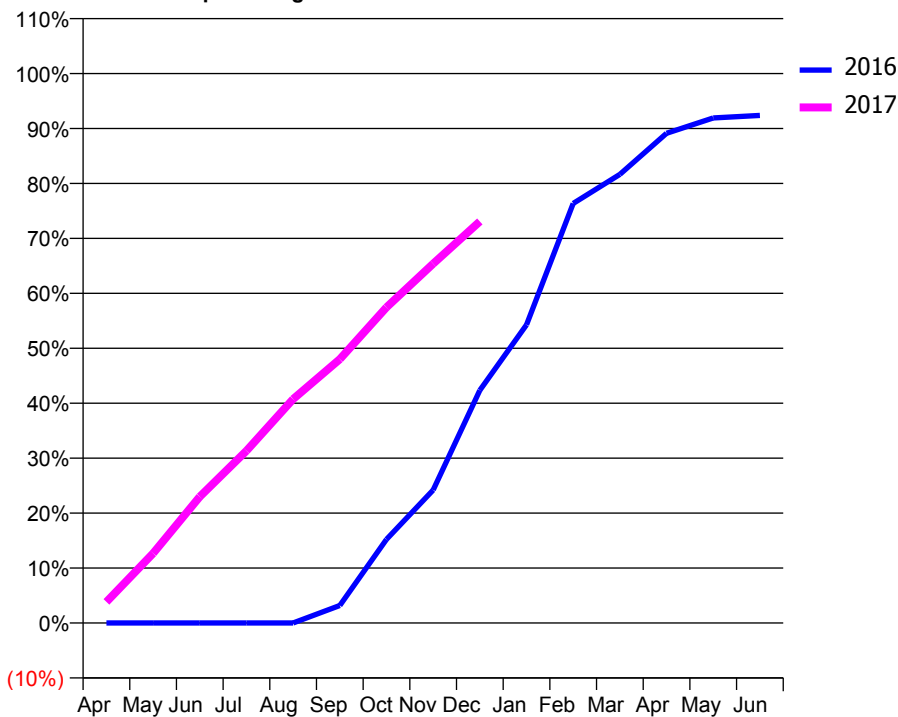
ACCESS*

Patients seen in 24 months	Total	Change since previous quarter
Quarter ending December 2015	1,582	
Quarter ending March 2016	2,601	↑
Quarter ending June 2016	3,299	↑
Quarter ending September 2016	3,881	↑
Quarter ending December 2016	4,250	↑
Variance since December 2015	168.6%	↑



ACTIVITY

Cumulative percentage of contracted UDA delivered 2016 & 2017



Adjusted Scheduled Activity (UDA)

Month	2016	2017
April	0	485
May	0	1,600
June	0	2,901
July	0	3,953
August	0	5,141
September	226	6,057
October	1,082	7,248
November	1,720	8,250
December	3,011	9,221
January	3,857	
February	5,427	
March	5,802	
April	6,333	
May	6,532	
June	6,564	

QUALITY

	Quantity	Base Number	Contract	AT	Region	England
% of FP17s for the same patient ID Re-attending within 3 months - Children	86	1,396	6.2%	10.7%	12.1%	12.4%
% of FP17s for the same patient ID Re-attending within 3 months - Adults	346	3,265	10.6%	15.2%	15.9%	16.6%
% of FP17s for the same patient ID Re-attending between 3 & 9 months - Children	651	1,396	46.6%	55.5%	58.6%	57.5%
% of FP17s for the same patient ID Re-attending between 3 & 9 months - Adults	1,293	3,265	39.6%	48.9%	51.5%	50.4%
% of FP17s for Band 1 Urgent Courses	304	4,247	7.2%	8.5%	8.0%	9.1%
% of FP17s Relating to Free Repair or Replacements	53	4,247	1.2%	0.8%	0.8%	0.8%
% of FP17s Relating to Continuations	12	4,247	0.3%	1.1%	1.2%	1.3%
% of Patients satisfied with the dentistry they have received	5	6	N/A	93.6%	92.8%	92.7%
% of Patients satisfied with the time they had to wait for an appointment	4	6	N/A	90.7%	89.2%	88.8%

* This is based on patients treated on this contract for their most recent course of treatment. Figures in italics indicate the base number of FP17s or Patient Questionnaire responses are less than 100. N/A is shown where the base number of responses is less than 10 during the period. % is calculated as Quantity/Base number*100

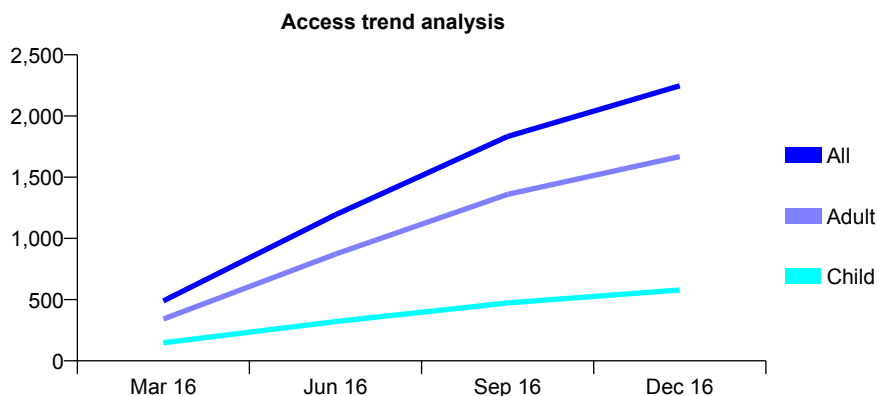
Q57 - Vital Signs At a Glance Contract Report for 173215/0001 - December 2016

Name or company name	Thames Dental Surgery
Contract type name	GDS Contract
Purpose of contract	General
Contract start date	01/02/2016
Contract end date	

16/17 Contracted general activity (UDA)	9,258
Carry forward general activity (UDA)	-165
16/17 Contracted orthodontic activity (UOA)	0
Carry forward orthodontic activity (UOA)	0
Baseline contract value	£223,820.78

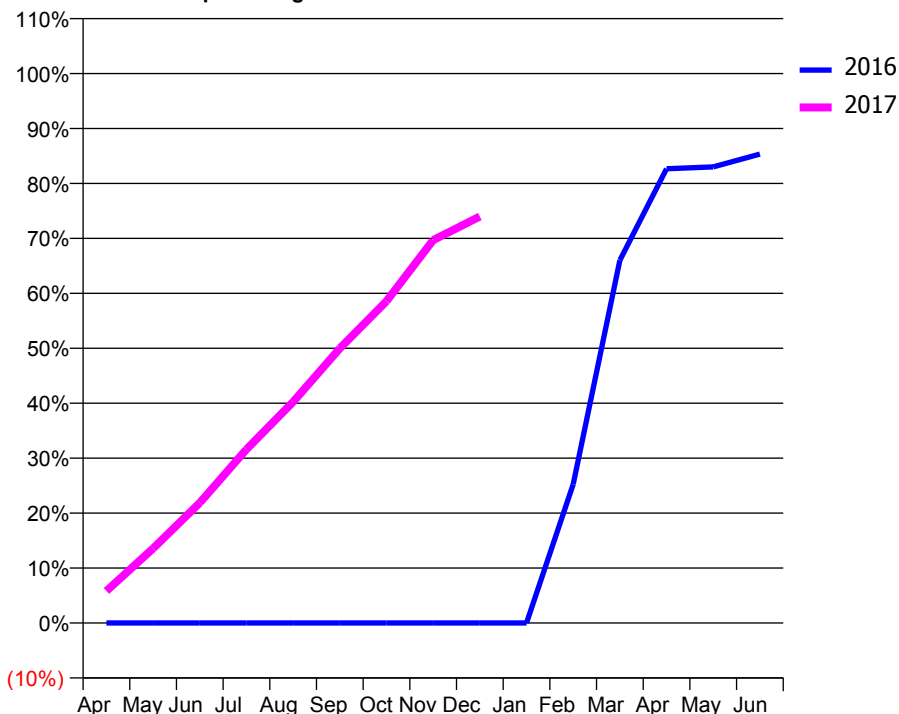
ACCESS*

Patients seen in 24 months	Total	Change since previous quarter
Quarter ending December 2015	0	
Quarter ending March 2016	490	
Quarter ending June 2016	1,193	↑
Quarter ending September 2016	1,833	↑
Quarter ending December 2016	2,247	↑
Variance since December 2015	N/A	



ACTIVITY

Cumulative percentage of contracted UDA delivered 2016 & 2017



Month	Adjusted Scheduled Activity (UDA)	
	2016	2017
April	0	541
May	0	1,257
June	0	2,025
July	0	2,925
August	0	3,726
September	0	4,627
October	0	5,423
November	0	6,451
December	0	6,848
January	0	
February	390	
March	1,019	
April	1,276	
May	1,281	
June	1,317	

QUALITY

	Quantity	Base Number	Contract	AT	Region	England
% of FP17s for the same patient ID Re-attending within 3 months - Children	37	633	5.8%	10.7%	12.1%	12.4%
% of FP17s for the same patient ID Re-attending within 3 months - Adults	294	2,087	14.1%	15.2%	15.9%	16.6%
% of FP17s for the same patient ID Re-attending between 3 & 9 months - Children	127	633	20.1%	55.5%	58.6%	57.5%
% of FP17s for the same patient ID Re-attending between 3 & 9 months - Adults	394	2,087	18.9%	48.9%	51.5%	50.4%
% of FP17s for Band 1 Urgent Courses	239	2,577	9.3%	8.5%	8.0%	9.1%
% of FP17s Relating to Free Repair or Replacements	20	2,577	0.8%	0.8%	0.8%	0.8%
% of FP17s Relating to Continuations	55	2,577	2.1%	1.1%	1.2%	1.3%
% of Patients satisfied with the dentistry they have received	31	34	91.2%	93.6%	92.8%	92.7%
% of Patients satisfied with the time they had to wait for an appointment	32	34	94.1%	90.7%	89.2%	88.8%

* This is based on patients treated on this contract for their most recent course of treatment. Figures in italics indicate the base number of FP17s or Patient Questionnaire responses are less than 100. N/A is shown where the base number of responses is less than 10 during the period. % is calculated as Quantity/Base number*100

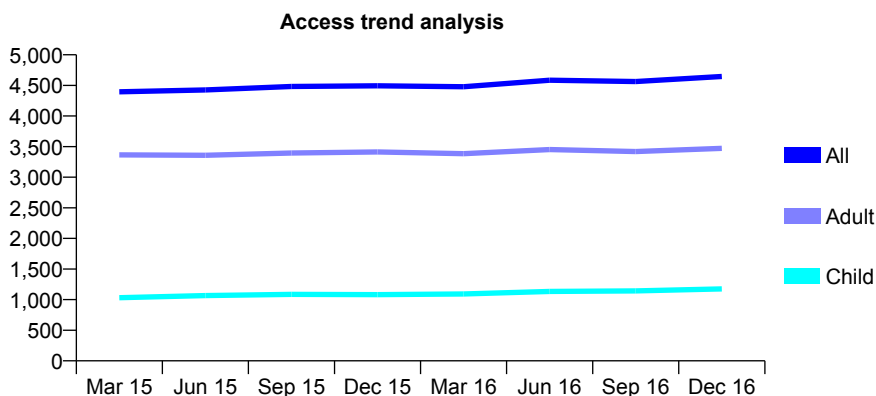
Q57 - Vital Signs At a Glance Contract Report for 173894/0001 - December 2016

Name or company name	Mr R Patel and Associates
Contract type name	GDS Contract
Purpose of contract	General
Contract start date	01/09/2011
Contract end date	

16/17 Contracted general activity (UDA)	12,350
Carry forward general activity (UDA)	-247
16/17 Contracted orthodontic activity (UOA)	0
Carry forward orthodontic activity (UOA)	0
Baseline contract value	£377,004.38

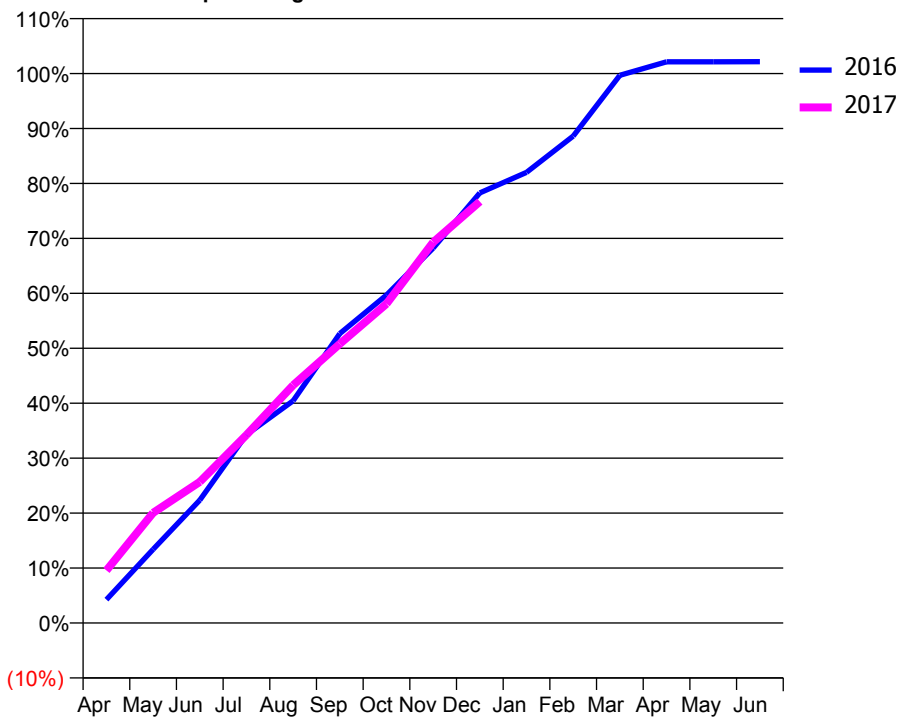
ACCESS*

Patients seen in 24 months	Total	Change since previous quarter
Quarter ending December 2015	4,494	
Quarter ending March 2016	4,478	→
Quarter ending June 2016	4,586	↑
Quarter ending September 2016	4,563	→
Quarter ending December 2016	4,646	→
Variance since December 2015	3.4%	↑



ACTIVITY

Cumulative percentage of contracted UDA delivered 2016 & 2017



Month	Adjusted Scheduled Activity (UDA)	
	2016	2017
April	526	1,183
May	1,655	2,478
June	2,761	3,172
July	4,234	4,227
August	4,996	5,346
September	6,505	6,275
October	7,372	7,173
November	8,426	8,558
December	9,668	9,473
January	10,129	
February	10,944	
March	12,311	
April	12,612	
May	12,613	
June	12,615	

QUALITY

	Quantity	Base Number	Contract	AT	Region	England
% of FP17s for the same patient ID Re-attending within 3 months - Children	80	1,328	6.0%	10.7%	12.1%	12.4%
% of FP17s for the same patient ID Re-attending within 3 months - Adults	481	3,789	12.7%	15.2%	15.9%	16.6%
% of FP17s for the same patient ID Re-attending between 3 & 9 months - Children	794	1,328	59.8%	55.5%	58.6%	57.5%
% of FP17s for the same patient ID Re-attending between 3 & 9 months - Adults	2,171	3,789	57.3%	48.9%	51.5%	50.4%
% of FP17s for Band 1 Urgent Courses	451	4,934	9.1%	8.5%	8.0%	9.1%
% of FP17s Relating to Free Repair or Replacements	21	4,934	0.4%	0.8%	0.8%	0.8%
% of FP17s Relating to Continuations	57	4,934	1.2%	1.1%	1.2%	1.3%
% of Patients satisfied with the dentistry they have received	5	5	N/A	93.6%	92.8%	92.7%
% of Patients satisfied with the time they had to wait for an appointment	5	5	N/A	90.7%	89.2%	88.8%

* This is based on patients treated on this contract for their most recent course of treatment. Figures in italics indicate the base number of FP17s or Patient Questionnaire responses are less than 100. N/A is shown where the base number of responses is less than 10 during the period. % is calculated as Quantity/Base number*100

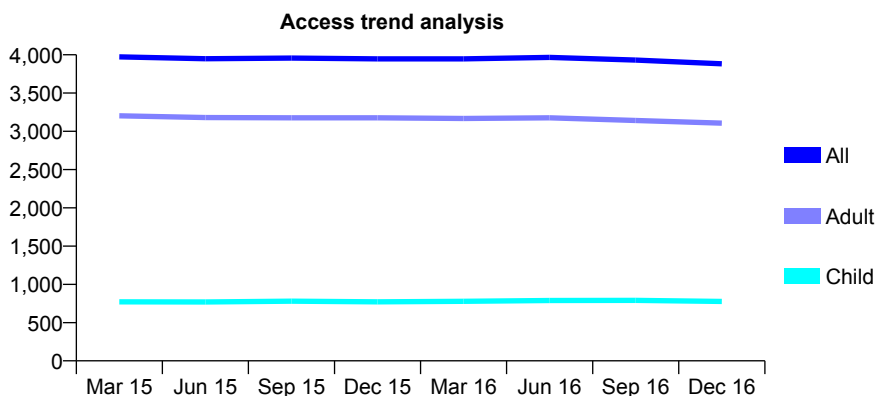
Q57 - Vital Signs At a Glance Contract Report for 174483/0001 - December 2016

Name or company name	Mr R M Karimi & Mr S Abbasi
Contract type name	GDS Contract
Purpose of contract	General
Contract start date	01/10/2008
Contract end date	

16/17 Contracted general activity (UDA)	15,212
Carry forward general activity (UDA)	237
16/17 Contracted orthodontic activity (UOA)	0
Carry forward orthodontic activity (UOA)	0
Baseline contract value	£475,899.77

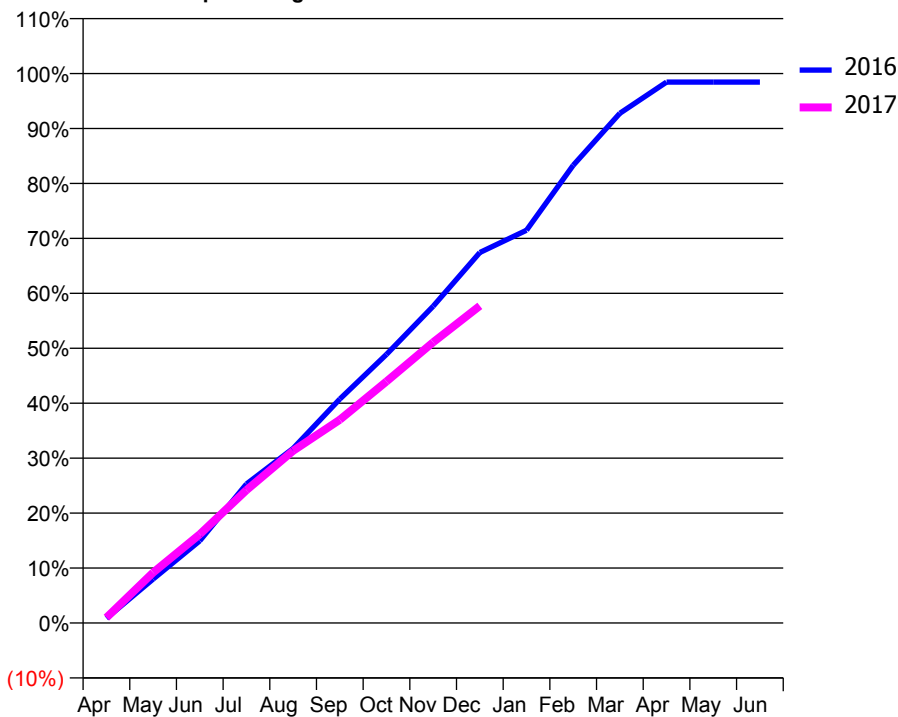
ACCESS*

Patients seen in 24 months	Total	Change since previous quarter
Quarter ending December 2015	3,947	
Quarter ending March 2016	3,946	→
Quarter ending June 2016	3,966	→
Quarter ending September 2016	3,932	→
Quarter ending December 2016	3,882	↓
Variance since December 2015	(1.6%)	↓



ACTIVITY

Cumulative percentage of contracted UDA delivered 2016 & 2017



Month	Adjusted Scheduled Activity (UDA)	
	2016	2017
April	132	151
May	1,218	1,396
June	2,276	2,458
July	3,848	3,679
August	4,833	4,767
September	6,200	5,626
October	7,436	6,688
November	8,770	7,773
December	10,255	8,778
January	10,872	
February	12,672	
March	14,110	
April	14,974	
May	14,975	
June	14,975	

QUALITY

	Quantity	Base Number	Contract	AT	Region	England
% of FP17s for the same patient ID Re-attending within 3 months - Children	39	700	5.6%	10.7%	12.1%	12.4%
% of FP17s for the same patient ID Re-attending within 3 months - Adults	265	2,880	9.2%	15.2%	15.9%	16.6%
% of FP17s for the same patient ID Re-attending between 3 & 9 months - Children	351	700	50.1%	55.5%	58.6%	57.5%
% of FP17s for the same patient ID Re-attending between 3 & 9 months - Adults	1,572	2,880	54.6%	48.9%	51.5%	50.4%
% of FP17s for Band 1 Urgent Courses	192	3,404	5.6%	8.5%	8.0%	9.1%
% of FP17s Relating to Free Repair or Replacements	13	3,404	0.4%	0.8%	0.8%	0.8%
% of FP17s Relating to Continuations	57	3,404	1.7%	1.1%	1.2%	1.3%
% of Patients satisfied with the dentistry they have received	5	6	N/A	93.6%	92.8%	92.7%
% of Patients satisfied with the time they had to wait for an appointment	5	6	N/A	90.7%	89.2%	88.8%

* This is based on patients treated on this contract for their most recent course of treatment. Figures in italics indicate the base number of FP17s or Patient Questionnaire responses are less than 100. N/A is shown where the base number of responses is less than 10 during the period. % is calculated as Quantity/Base number*100

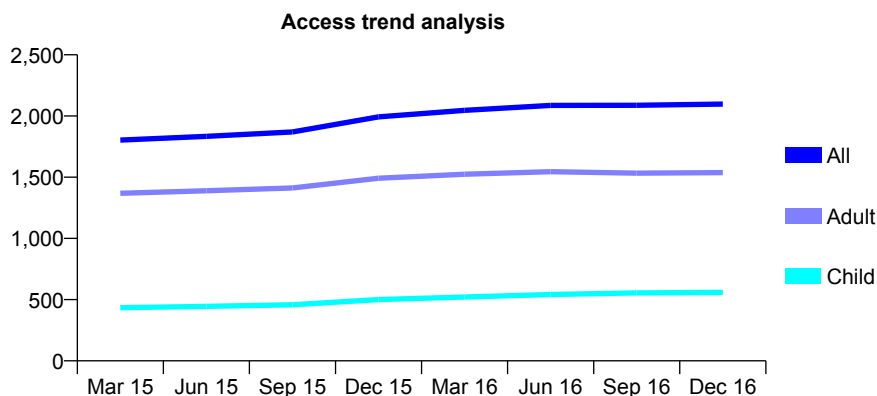
Q57 - Vital Signs At a Glance Contract Report for 174734/0001 - December 2016

Name or company name	Mr Azm Ahmed & Mrs Samira Ahmed
Contract type name	GDS Contract
Purpose of contract	General
Contract start date	01/09/2013
Contract end date	

16/17 Contracted general activity (UDA)	6,000
Carry forward general activity (UDA)	-120
16/17 Contracted orthodontic activity (UOA)	0
Carry forward orthodontic activity (UOA)	0
Baseline contract value	£142,266.84

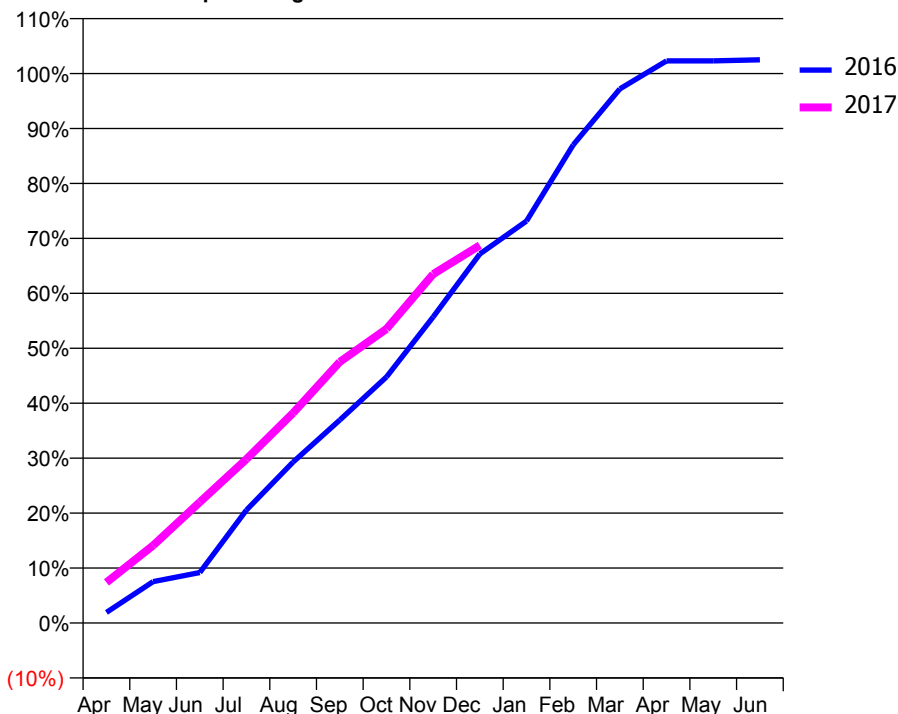
ACCESS*

Patients seen in 24 months	Total	Change since previous quarter
Quarter ending December 2015	1,993	
Quarter ending March 2016	2,046	↑
Quarter ending June 2016	2,087	↑
Quarter ending September 2016	2,088	→
Quarter ending December 2016	2,097	→
Variance since December 2015	5.2%	↑



ACTIVITY

Cumulative percentage of contracted UDA delivered 2016 & 2017



Month	Adjusted Scheduled Activity (UDA)	
	2016	2017
April	116	443
May	452	846
June	552	1,320
July	1,234	1,790
August	1,758	2,294
September	2,216	2,852
October	2,687	3,211
November	3,342	3,809
December	4,030	4,124
January	4,389	
February	5,221	
March	5,832	
April	6,138	
May	6,138	
June	6,150	

QUALITY

	Quantity	Base Number	Contract	AT	Region	England
% of FP17s for the same patient ID Re-attending within 3 months - Children	39	699	5.6%	10.7%	12.1%	12.4%
% of FP17s for the same patient ID Re-attending within 3 months - Adults	222	1,557	14.3%	15.2%	15.9%	16.6%
% of FP17s for the same patient ID Re-attending between 3 & 9 months - Children	463	699	66.2%	55.5%	58.6%	57.5%
% of FP17s for the same patient ID Re-attending between 3 & 9 months - Adults	1,027	1,557	66.0%	48.9%	51.5%	50.4%
% of FP17s for Band 1 Urgent Courses	114	2,092	5.4%	8.5%	8.0%	9.1%
% of FP17s Relating to Free Repair or Replacements	0	2,092	0.0%	0.8%	0.8%	0.8%
% of FP17s Relating to Continuations	33	2,092	1.6%	1.1%	1.2%	1.3%
% of Patients satisfied with the dentistry they have received	4	4	N/A	93.6%	92.8%	92.7%
% of Patients satisfied with the time they had to wait for an appointment	4	4	N/A	90.7%	89.2%	88.8%

* This is based on patients treated on this contract for their most recent course of treatment. Figures in italics indicate the base number of FP17s or Patient Questionnaire responses are less than 100. N/A is shown where the base number of responses is less than 10 during the period. % is calculated as Quantity/Base number*100

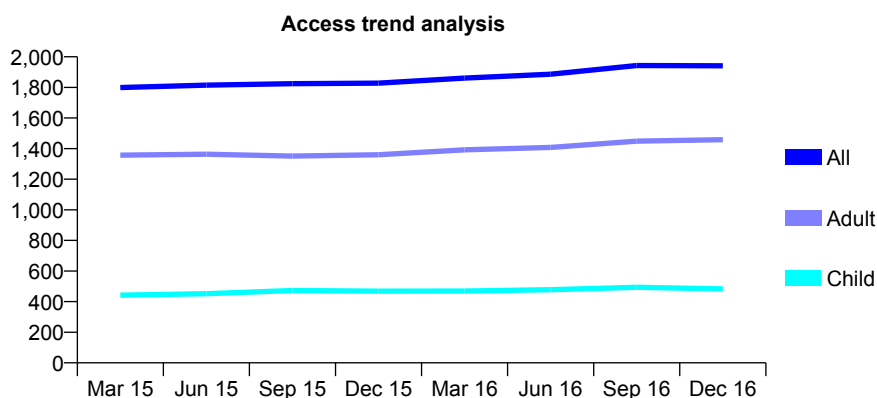
Q57 - Vital Signs At a Glance Contract Report for 175765/0001 - December 2016

Name or company name	Church Hill Dental Practice
Contract type name	GDS Contract
Purpose of contract	General
Contract start date	01/09/2010
Contract end date	

16/17 Contracted general activity (UDA)	6,000
Carry forward general activity (UDA)	0
16/17 Contracted orthodontic activity (UOA)	0
Carry forward orthodontic activity (UOA)	0
Baseline contract value	£144,251.94

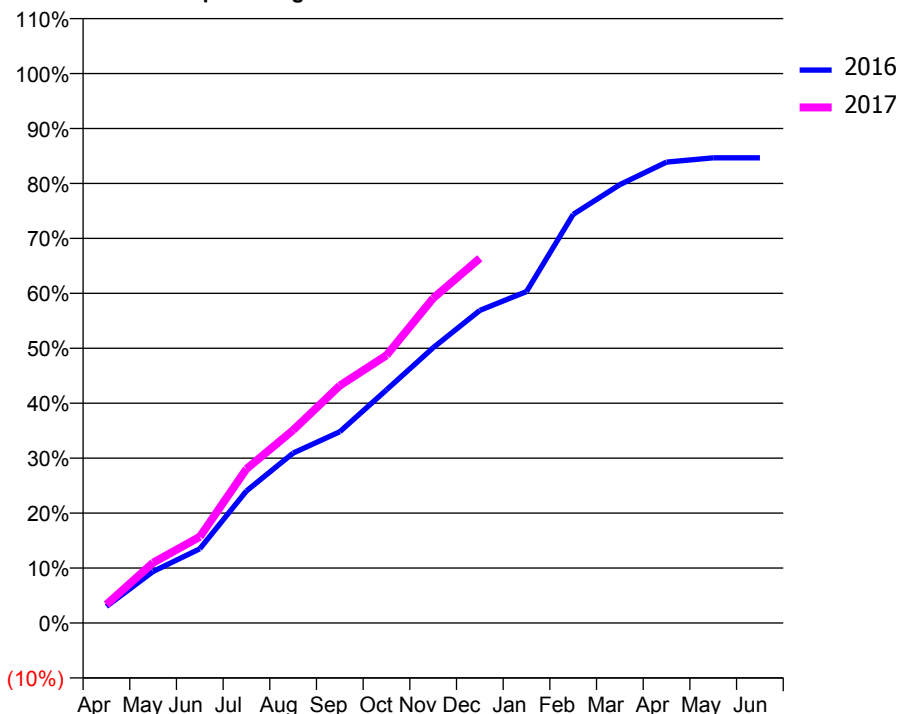
ACCESS*

Patients seen in 24 months	Total	Change since previous quarter
Quarter ending December 2015	1,828	
Quarter ending March 2016	1,861	→
Quarter ending June 2016	1,886	→
Quarter ending September 2016	1,943	↑
Quarter ending December 2016	1,941	→
Variance since December 2015	6.2%	↑



ACTIVITY

Cumulative percentage of contracted UDA delivered 2016 & 2017



Adjusted Scheduled Activity (UDA)

Month	2016	2017
April	181	202
May	563	658
June	811	942
July	1,442	1,683
August	1,855	2,106
September	2,088	2,592
October	2,546	2,923
November	3,005	3,547
December	3,414	3,982
January	3,619	
February	4,462	
March	4,787	
April	5,032	
May	5,079	
June	5,079	

QUALITY

	Quantity	Base Number	Contract	AT	Region	England
% of FP17s for the same patient ID Re-attending within 3 months - Children	82	516	15.9%	10.7%	12.1%	12.4%
% of FP17s for the same patient ID Re-attending within 3 months - Adults	266	1,450	18.3%	15.2%	15.9%	16.6%
% of FP17s for the same patient ID Re-attending between 3 & 9 months - Children	225	516	43.6%	55.5%	58.6%	57.5%
% of FP17s for the same patient ID Re-attending between 3 & 9 months - Adults	626	1,450	43.2%	48.9%	51.5%	50.4%
% of FP17s for Band 1 Urgent Courses	177	1,816	9.7%	8.5%	8.0%	9.1%
% of FP17s Relating to Free Repair or Replacements	19	1,816	1.0%	0.8%	0.8%	0.8%
% of FP17s Relating to Continuations	49	1,816	2.7%	1.1%	1.2%	1.3%
% of Patients satisfied with the dentistry they have received	4	4	N/A	93.6%	92.8%	92.7%
% of Patients satisfied with the time they had to wait for an appointment	4	4	N/A	90.7%	89.2%	88.8%

* This is based on patients treated on this contract for their most recent course of treatment. Figures in italics indicate the base number of FP17s or Patient Questionnaire responses are less than 100. N/A is shown where the base number of responses is less than 10 during the period. % is calculated as Quantity/Base number*100

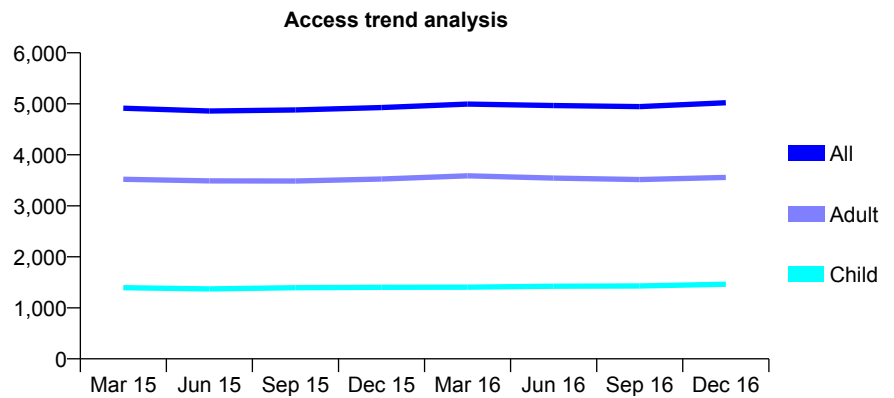
Q57 - Vital Signs At a Glance Contract Report for 177733/0001 - December 2016

Name or company name	Manningtree Practice Limited
Contract type name	GDS Contract
Purpose of contract	General
Contract start date	01/12/2010
Contract end date	

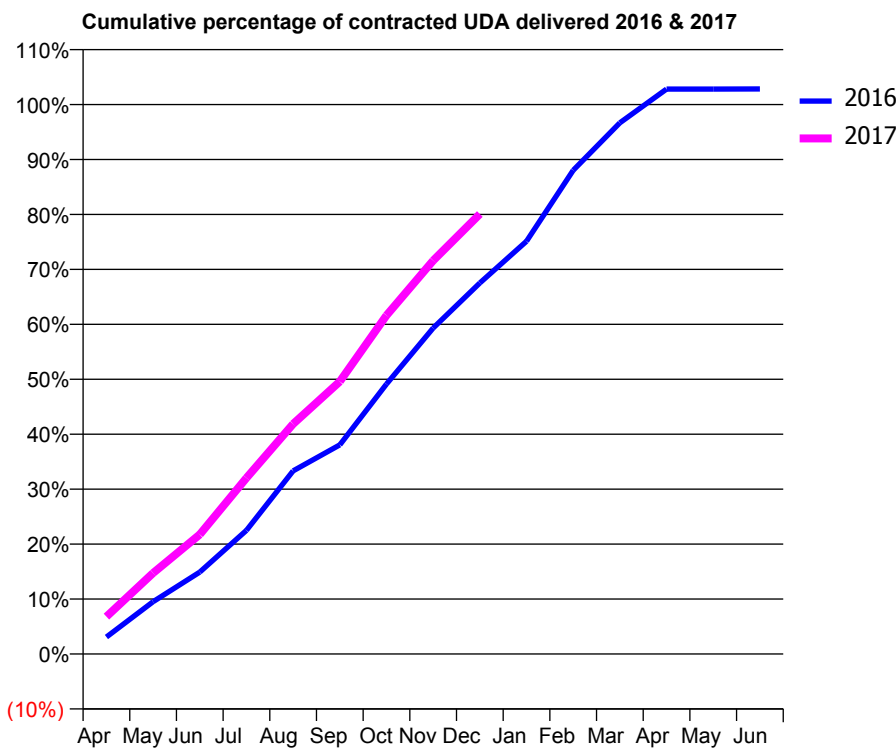
16/17 Contracted general activity (UDA)	10,076
Carry forward general activity (UDA)	-202
16/17 Contracted orthodontic activity (UOA)	0
Carry forward orthodontic activity (UOA)	0
Baseline contract value	£278,503.18

ACCESS*

Patients seen in 24 months	Total	Change since previous quarter
Quarter ending December 2015	4,928	
Quarter ending March 2016	4,994	→
Quarter ending June 2016	4,967	→
Quarter ending September 2016	4,945	→
Quarter ending December 2016	5,020	→
Variance since December 2015	1.9%	→



ACTIVITY



Month	Adjusted Scheduled Activity (UDA)	
	2016	2017
April	311	686
May	959	1,486
June	1,502	2,191
July	2,268	3,228
August	3,359	4,220
September	3,835	4,996
October	4,951	6,210
November	5,977	7,213
December	6,804	8,067
January	7,569	
February	8,870	
March	9,741	
April	10,358	
May	10,359	
June	10,361	

QUALITY

	Quantity	Base Number	Contract	AT	Region	England
% of FP17s for the same patient ID Re-attending within 3 months - Children	77	1,545	5.0%	10.7%	12.1%	12.4%
% of FP17s for the same patient ID Re-attending within 3 months - Adults	655	3,484	18.8%	15.2%	15.9%	16.6%
% of FP17s for the same patient ID Re-attending between 3 & 9 months - Children	803	1,545	52.0%	55.5%	58.6%	57.5%
% of FP17s for the same patient ID Re-attending between 3 & 9 months - Adults	1,470	3,484	42.2%	48.9%	51.5%	50.4%
% of FP17s for Band 1 Urgent Courses	761	4,709	16.2%	8.5%	8.0%	9.1%
% of FP17s Relating to Free Repair or Replacements	11	4,709	0.2%	0.8%	0.8%	0.8%
% of FP17s Relating to Continuations	23	4,709	0.5%	1.1%	1.2%	1.3%
% of Patients satisfied with the dentistry they have received	6	6	N/A	93.6%	92.8%	92.7%
% of Patients satisfied with the time they had to wait for an appointment	6	6	N/A	90.7%	89.2%	88.8%

* This is based on patients treated on this contract for their most recent course of treatment. Figures in italics indicate the base number of FP17s or Patient Questionnaire responses are less than 100. N/A is shown where the base number of responses is less than 10 during the period. % is calculated as Quantity/Base number*100

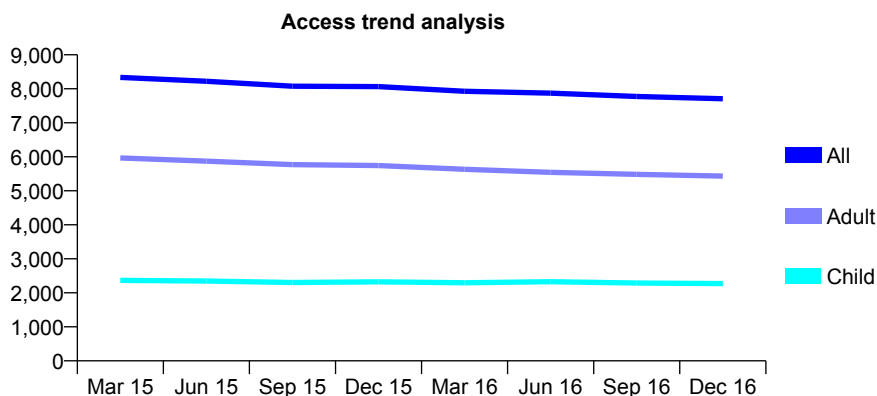
Q57 - Vital Signs At a Glance Contract Report for 179078/0001 - December 2016

Name or company name	Lister House Dental Centre
Contract type name	GDS Contract
Purpose of contract	General
Contract start date	01/04/2013
Contract end date	

16/17 Contracted general activity (UDA)	19,852
Carry forward general activity (UDA)	-397
16/17 Contracted orthodontic activity (UOA)	0
Carry forward orthodontic activity (UOA)	0
Baseline contract value	£559,874.27

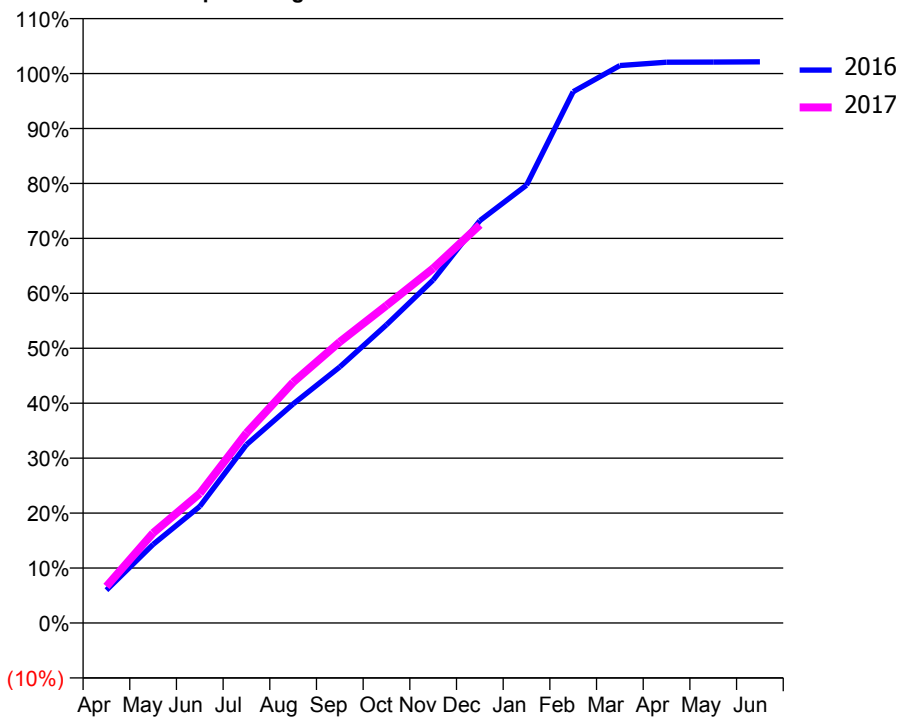
ACCESS*

Patients seen in 24 months	Total	Change since previous quarter
Quarter ending December 2015	8,065	
Quarter ending March 2016	7,928	↓
Quarter ending June 2016	7,873	→
Quarter ending September 2016	7,774	↓
Quarter ending December 2016	7,708	→
Variance since December 2015	(4.4%)	↓



ACTIVITY

Cumulative percentage of contracted UDA delivered 2016 & 2017



Month	Adjusted Scheduled Activity (UDA)	
	2016	2017
April	1,188	1,325
May	2,841	3,255
June	4,215	4,681
July	6,445	6,869
August	7,914	8,696
September	9,251	10,160
October	10,774	11,472
November	12,392	12,811
December	14,537	14,384
January	15,818	
February	19,196	
March	20,141	
April	20,260	
May	20,266	
June	20,273	

QUALITY

	Quantity	Base Number	Contract	AT	Region	England
% of FP17s for the same patient ID Re-attending within 3 months - Children	160	2,180	7.3%	10.7%	12.1%	12.4%
% of FP17s for the same patient ID Re-attending within 3 months - Adults	697	4,670	14.9%	15.2%	15.9%	16.6%
% of FP17s for the same patient ID Re-attending between 3 & 9 months - Children	1,114	2,180	51.1%	55.5%	58.6%	57.5%
% of FP17s for the same patient ID Re-attending between 3 & 9 months - Adults	2,132	4,670	45.7%	48.9%	51.5%	50.4%
% of FP17s for Band 1 Urgent Courses	702	6,457	10.9%	8.5%	8.0%	9.1%
% of FP17s Relating to Free Repair or Replacements	47	6,457	0.7%	0.8%	0.8%	0.8%
% of FP17s Relating to Continuations	99	6,457	1.5%	1.1%	1.2%	1.3%
% of Patients satisfied with the dentistry they have received	10	10	100.0%	93.6%	92.8%	92.7%
% of Patients satisfied with the time they had to wait for an appointment	9	10	90.0%	90.7%	89.2%	88.8%

* This is based on patients treated on this contract for their most recent course of treatment. Figures in italics indicate the base number of FP17s or Patient Questionnaire responses are less than 100. N/A is shown where the base number of responses is less than 10 during the period. % is calculated as Quantity/Base number*100

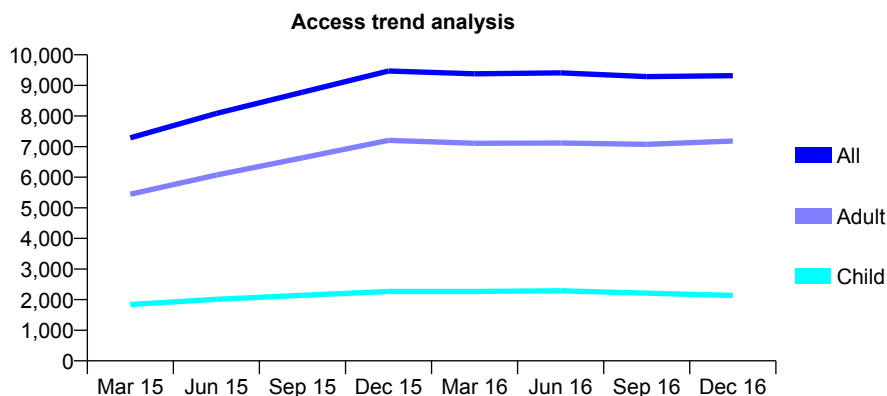
Q57 - Vital Signs At a Glance Contract Report for 180394/0001 - December 2016

Name or company name	Great Knightleys Dental Clinic
Contract type name	GDS Contract
Purpose of contract	General
Contract start date	01/01/2014
Contract end date	

16/17 Contracted general activity (UDA)	36,655
Carry forward general activity (UDA)	1,227
16/17 Contracted orthodontic activity (UOA)	0
Carry forward orthodontic activity (UOA)	0
Baseline contract value	£1,109,737.23

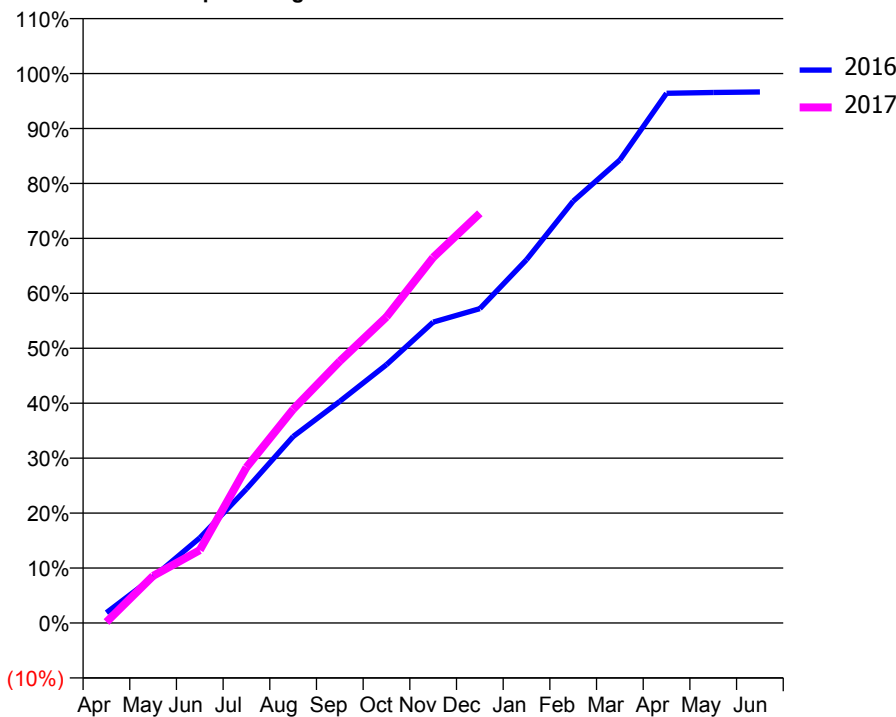
ACCESS*

Patients seen in 24 months	Total	Change since previous quarter
Quarter ending December 2015	9,471	
Quarter ending March 2016	9,380	→
Quarter ending June 2016	9,408	→
Quarter ending September 2016	9,286	↓
Quarter ending December 2016	9,318	→
Variance since December 2015	(1.6%)	↓



ACTIVITY

Cumulative percentage of contracted UDA delivered 2016 & 2017



Month	Adjusted Scheduled Activity (UDA)	
	2016	2017
April	686	71
May	3,060	3,141
June	5,683	4,858
July	8,940	10,389
August	12,440	14,256
September	14,785	17,466
October	17,231	20,419
November	20,069	24,382
December	20,970	27,329
January	24,235	
February	28,136	
March	30,886	
April	35,331	
May	35,386	
June	35,428	

QUALITY

	Quantity	Base Number	Contract	AT	Region	England
% of FP17s for the same patient ID Re-attending within 3 months - Children	203	2,140	9.5%	10.7%	12.1%	12.4%
% of FP17s for the same patient ID Re-attending within 3 months - Adults	1,419	6,906	20.5%	15.2%	15.9%	16.6%
% of FP17s for the same patient ID Re-attending between 3 & 9 months - Children	840	2,140	39.3%	55.5%	58.6%	57.5%
% of FP17s for the same patient ID Re-attending between 3 & 9 months - Adults	1,837	6,906	26.6%	48.9%	51.5%	50.4%
% of FP17s for Band 1 Urgent Courses	560	7,802	7.2%	8.5%	8.0%	9.1%
% of FP17s Relating to Free Repair or Replacements	117	7,802	1.5%	0.8%	0.8%	0.8%
% of FP17s Relating to Continuations	389	7,802	5.0%	1.1%	1.2%	1.3%
% of Patients satisfied with the dentistry they have received	8	8	N/A	93.6%	92.8%	92.7%
% of Patients satisfied with the time they had to wait for an appointment	6	8	N/A	90.7%	89.2%	88.8%

* This is based on patients treated on this contract for their most recent course of treatment. Figures in italics indicate the base number of FP17s or Patient Questionnaire responses are less than 100. N/A is shown where the base number of responses is less than 10 during the period. % is calculated as Quantity/Base number*100

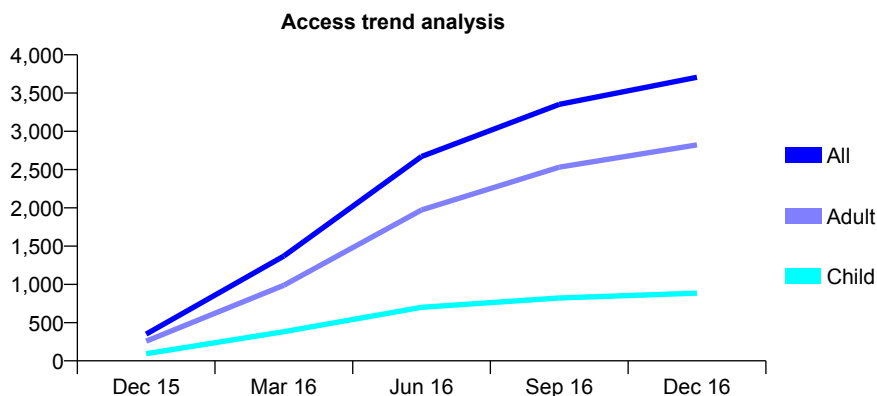
Q57 - Vital Signs At a Glance Contract Report for 181099/0001 - December 2016

Name or company name	Lemar, Lemar & Finn
Contract type name	GDS Contract
Purpose of contract	General
Contract start date	01/12/2015
Contract end date	

16/17 Contracted general activity (UDA)	12,450
Carry forward general activity (UDA)	160
16/17 Contracted orthodontic activity (UOA)	0
Carry forward orthodontic activity (UOA)	0
Baseline contract value	£284,314.64

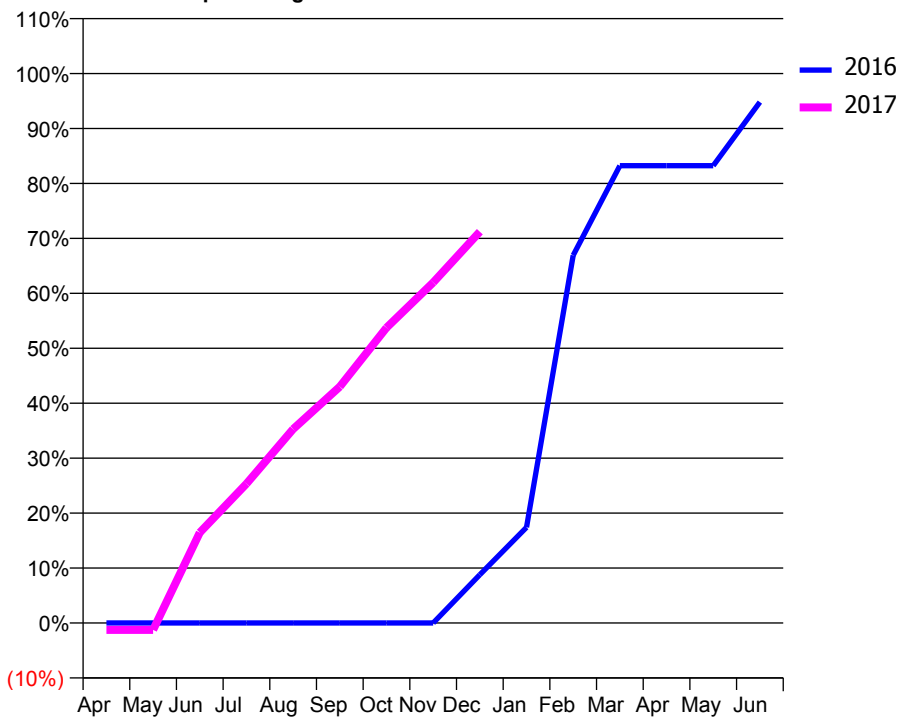
ACCESS*

Patients seen in 24 months	Total	Change since previous quarter
Quarter ending December 2015	350	
Quarter ending March 2016	1,369	↑
Quarter ending June 2016	2,671	↑
Quarter ending September 2016	3,352	↑
Quarter ending December 2016	3,706	↑
Variance since December 2015	958.9%	↑



ACTIVITY

Cumulative percentage of contracted UDA delivered 2016 & 2017



Month	Adjusted Scheduled Activity (UDA)	
	2016	2017
April	0	-160
May	0	-160
June	0	2,049
July	0	3,155
August	0	4,393
September	0	5,356
October	0	6,692
November	0	7,715
December	364	8,865
January	721	
February	2,769	
March	3,443	
April	3,443	
May	3,443	
June	3,922	

QUALITY

	Quantity	Base Number	Contract	AT	Region	England
% of FP17s for the same patient ID Re-attending within 3 months - Children	56	1,097	5.1%	10.7%	12.1%	12.4%
% of FP17s for the same patient ID Re-attending within 3 months - Adults	442	3,595	12.3%	15.2%	15.9%	16.6%
% of FP17s for the same patient ID Re-attending between 3 & 9 months - Children	407	1,097	37.1%	55.5%	58.6%	57.5%
% of FP17s for the same patient ID Re-attending between 3 & 9 months - Adults	1,209	3,595	33.6%	48.9%	51.5%	50.4%
% of FP17s for Band 1 Urgent Courses	210	4,271	4.9%	8.5%	8.0%	9.1%
% of FP17s Relating to Free Repair or Replacements	20	4,271	0.5%	0.8%	0.8%	0.8%
% of FP17s Relating to Continuations	119	4,271	2.8%	1.1%	1.2%	1.3%
% of Patients satisfied with the dentistry they have received	6	6	N/A	93.6%	92.8%	92.7%
% of Patients satisfied with the time they had to wait for an appointment	6	6	N/A	90.7%	89.2%	88.8%

* This is based on patients treated on this contract for their most recent course of treatment. Figures in italics indicate the base number of FP17s or Patient Questionnaire responses are less than 100. N/A is shown where the base number of responses is less than 10 during the period. % is calculated as Quantity/Base number*100

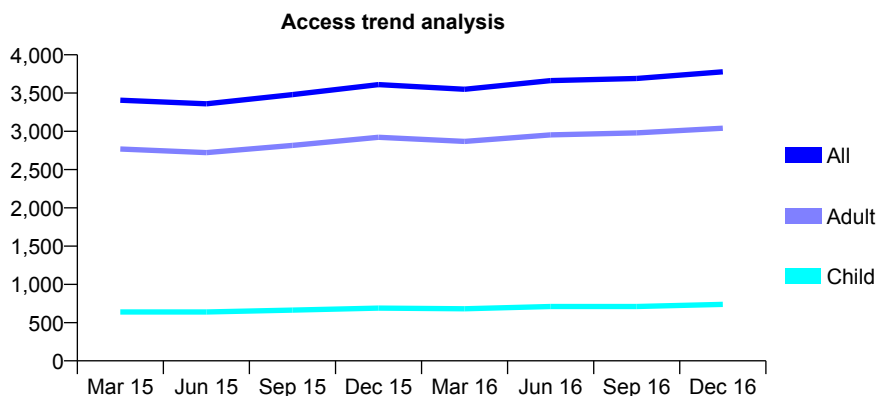
Q57 - Vital Signs At a Glance Contract Report for 181226/0001 - December 2016

Name or company name	Valley Dental Practice
Contract type name	GDS Contract
Purpose of contract	General
Contract start date	01/07/2012
Contract end date	

16/17 Contracted general activity (UDA)	8,028
Carry forward general activity (UDA)	230
16/17 Contracted orthodontic activity (UOA)	0
Carry forward orthodontic activity (UOA)	0
Baseline contract value	£179,378.75

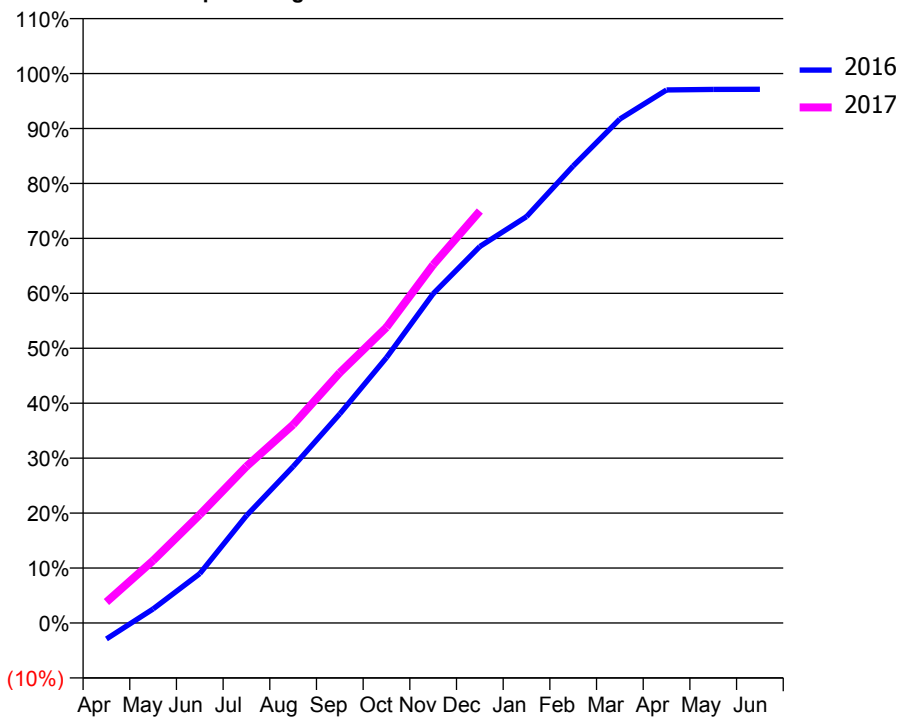
ACCESS*

Patients seen in 24 months	Total	Change since previous quarter
Quarter ending December 2015	3,611	
Quarter ending March 2016	3,549	↓
Quarter ending June 2016	3,663	↑
Quarter ending September 2016	3,690	→
Quarter ending December 2016	3,778	↑
Variance since December 2015	4.6%	↑



ACTIVITY

Cumulative percentage of contracted UDA delivered 2016 & 2017



Month	Adjusted Scheduled Activity (UDA)	
	2016	2017
April	-234	307
May	206	913
June	722	1,583
July	1,568	2,288
August	2,287	2,898
September	3,057	3,657
October	3,878	4,320
November	4,812	5,233
December	5,501	6,019
January	5,937	
February	6,677	
March	7,364	
April	7,787	
May	7,795	
June	7,798	

QUALITY

	Quantity	Base Number	Contract	AT	Region	England
% of FP17s for the same patient ID Re-attending within 3 months - Children	42	817	5.1%	10.7%	12.1%	12.4%
% of FP17s for the same patient ID Re-attending within 3 months - Adults	232	3,022	7.7%	15.2%	15.9%	16.6%
% of FP17s for the same patient ID Re-attending between 3 & 9 months - Children	313	817	38.3%	55.5%	58.6%	57.5%
% of FP17s for the same patient ID Re-attending between 3 & 9 months - Adults	1,274	3,022	42.2%	48.9%	51.5%	50.4%
% of FP17s for Band 1 Urgent Courses	172	3,198	5.4%	8.5%	8.0%	9.1%
% of FP17s Relating to Free Repair or Replacements	20	3,198	0.6%	0.8%	0.8%	0.8%
% of FP17s Relating to Continuations	12	3,198	0.4%	1.1%	1.2%	1.3%
% of Patients satisfied with the dentistry they have received	15	16	93.8%	93.6%	92.8%	92.7%
% of Patients satisfied with the time they had to wait for an appointment	16	16	100.0%	90.7%	89.2%	88.8%

* This is based on patients treated on this contract for their most recent course of treatment. Figures in italics indicate the base number of FP17s or Patient Questionnaire responses are less than 100. N/A is shown where the base number of responses is less than 10 during the period. % is calculated as Quantity/Base number*100

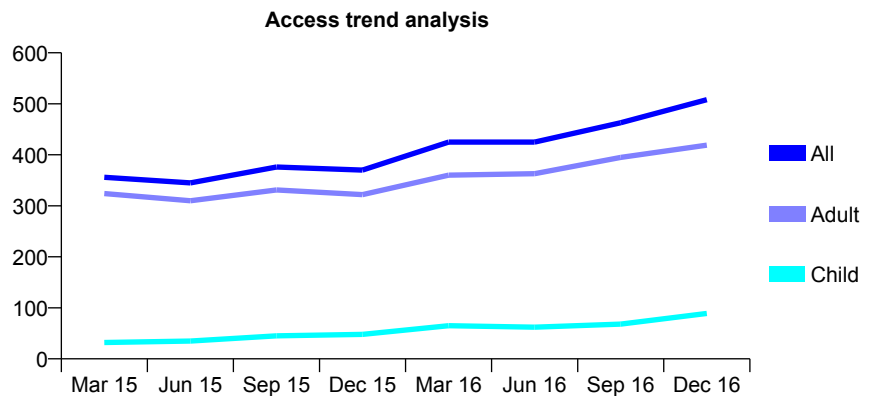
Q57 - Vital Signs At a Glance Contract Report for 181226/0003 - December 2016

Name or company name	Valley Dental Practice
Contract type name	GDS Contract
Purpose of contract	General
Contract start date	01/07/2012
Contract end date	

16/17 Contracted general activity (UDA)	1,279
Carry forward general activity (UDA)	26
16/17 Contracted orthodontic activity (UOA)	0
Carry forward orthodontic activity (UOA)	0
Baseline contract value	£28,681.86

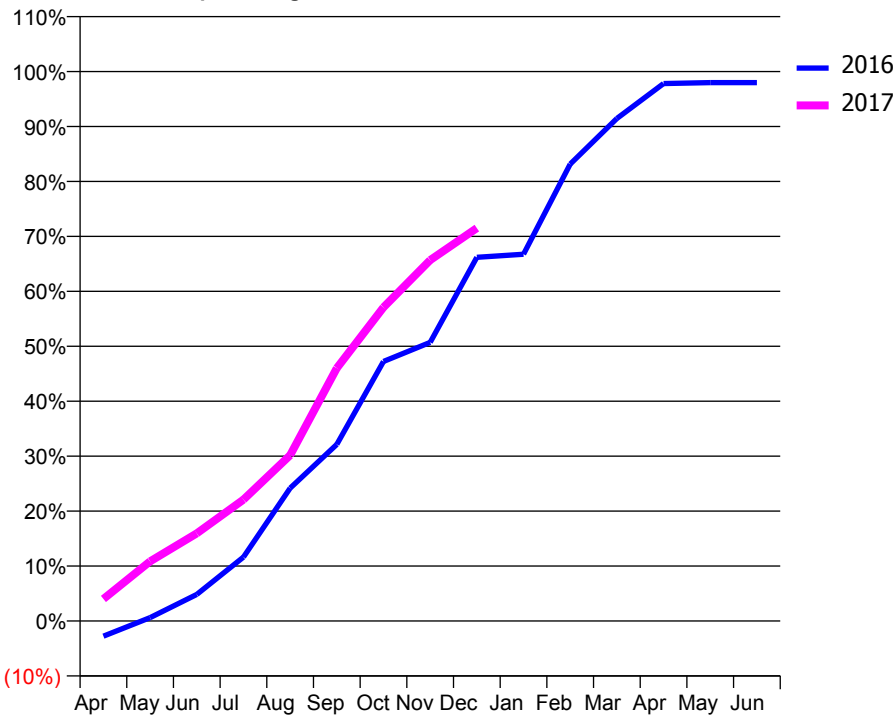
ACCESS*

Patients seen in 24 months	Total	Change since previous quarter
Quarter ending December 2015	370	
Quarter ending March 2016	425	↑
Quarter ending June 2016	425	→
Quarter ending September 2016	463	↑
Quarter ending December 2016	508	↑
Variance since December 2015	37.3%	↑



ACTIVITY

Cumulative percentage of contracted UDA delivered 2016 & 2017



Month	Adjusted Scheduled Activity (UDA)	
	2016	2017
April	-36	51
May	8	139
June	62	204
July	149	283
August	309	386
September	411	589
October	604	730
November	648	840
December	846	914
January	854	
February	1,063	
March	1,170	
April	1,251	
May	1,253	
June	1,253	

QUALITY

	Quantity	Base Number	Contract	AT	Region	England
% of FP17s for the same patient ID Re-attending within 3 months - Children	1	110	0.9%	10.7%	12.1%	12.4%
% of FP17s for the same patient ID Re-attending within 3 months - Adults	15	418	3.6%	15.2%	15.9%	16.6%
% of FP17s for the same patient ID Re-attending between 3 & 9 months - Children	16	110	14.5%	55.5%	58.6%	57.5%
% of FP17s for the same patient ID Re-attending between 3 & 9 months - Adults	85	418	20.3%	48.9%	51.5%	50.4%
% of FP17s for Band 1 Urgent Courses	22	483	4.6%	8.5%	8.0%	9.1%
% of FP17s Relating to Free Repair or Replacements	2	483	0.4%	0.8%	0.8%	0.8%
% of FP17s Relating to Continuations	3	483	0.6%	1.1%	1.2%	1.3%
% of Patients satisfied with the dentistry they have received	3	3	N/A	93.6%	92.8%	92.7%
% of Patients satisfied with the time they had to wait for an appointment	3	3	N/A	90.7%	89.2%	88.8%

* This is based on patients treated on this contract for their most recent course of treatment. Figures in italics indicate the base number of FP17s or Patient Questionnaire responses are less than 100. N/A is shown where the base number of responses is less than 10 during the period. % is calculated as Quantity/Base number*100

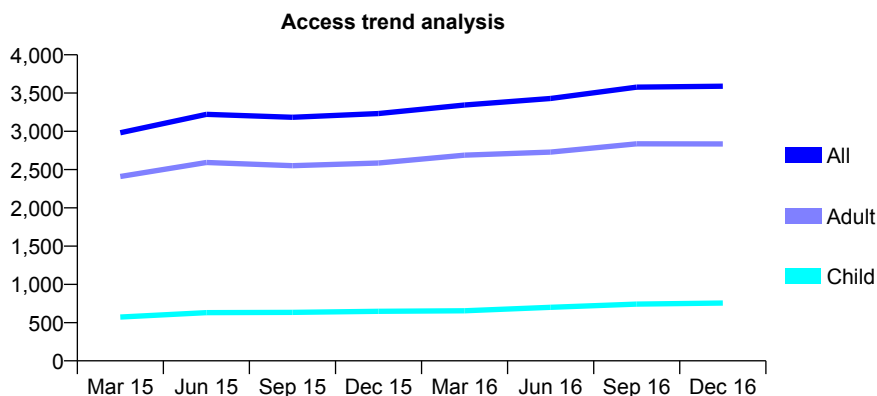
Q57 - Vital Signs At a Glance Contract Report for 181226/0004 - December 2016

Name or company name	Valley Dental Practice
Contract type name	GDS Contract
Purpose of contract	General
Contract start date	01/07/2012
Contract end date	

16/17 Contracted general activity (UDA)	9,238
Carry forward general activity (UDA)	200
16/17 Contracted orthodontic activity (UOA)	0
Carry forward orthodontic activity (UOA)	0
Baseline contract value	£195,505.38

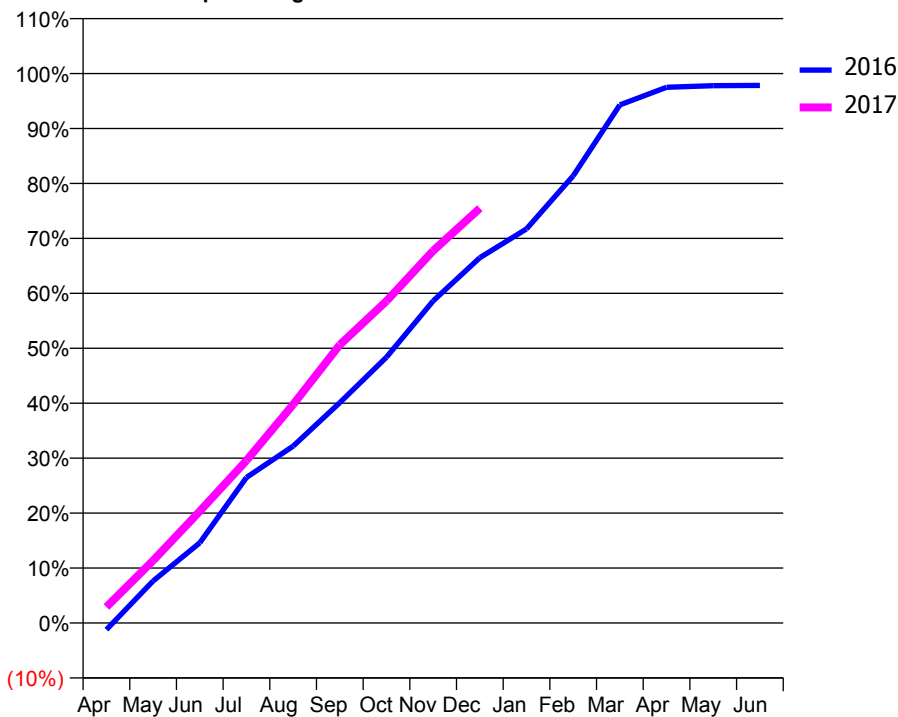
ACCESS*

Patients seen in 24 months	Total	Change since previous quarter
Quarter ending December 2015	3,233	
Quarter ending March 2016	3,344	↑
Quarter ending June 2016	3,429	↑
Quarter ending September 2016	3,578	↑
Quarter ending December 2016	3,589	→
Variance since December 2015	11.0%	↑



ACTIVITY

Cumulative percentage of contracted UDA delivered 2016 & 2017



Month	Adjusted Scheduled Activity (UDA)	
	2016	2017
April	-112	270
May	708	1,050
June	1,349	1,880
July	2,448	2,731
August	2,974	3,674
September	3,705	4,677
October	4,469	5,413
November	5,416	6,258
December	6,141	6,974
January	6,625	
February	7,519	
March	8,710	
April	9,007	
May	9,033	
June	9,038	

QUALITY

	Quantity	Base Number	Contract	AT	Region	England
% of FP17s for the same patient ID Re-attending within 3 months - Children	25	825	3.0%	10.7%	12.1%	12.4%
% of FP17s for the same patient ID Re-attending within 3 months - Adults	193	2,817	6.9%	15.2%	15.9%	16.6%
% of FP17s for the same patient ID Re-attending between 3 & 9 months - Children	397	825	48.1%	55.5%	58.6%	57.5%
% of FP17s for the same patient ID Re-attending between 3 & 9 months - Adults	1,389	2,817	49.3%	48.9%	51.5%	50.4%
% of FP17s for Band 1 Urgent Courses	113	3,459	3.3%	8.5%	8.0%	9.1%
% of FP17s Relating to Free Repair or Replacements	21	3,459	0.6%	0.8%	0.8%	0.8%
% of FP17s Relating to Continuations	19	3,459	0.5%	1.1%	1.2%	1.3%
% of Patients satisfied with the dentistry they have received	10	10	100.0%	93.6%	92.8%	92.7%
% of Patients satisfied with the time they had to wait for an appointment	9	10	90.0%	90.7%	89.2%	88.8%

* This is based on patients treated on this contract for their most recent course of treatment. Figures in italics indicate the base number of FP17s or Patient Questionnaire responses are less than 100. N/A is shown where the base number of responses is less than 10 during the period. % is calculated as Quantity/Base number*100

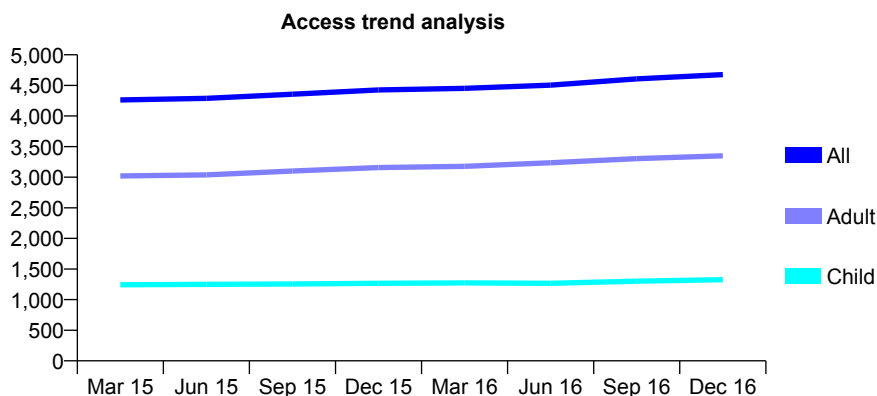
Q57 - Vital Signs At a Glance Contract Report for 184160/0001 - December 2016

Name or company name	S K Pomfret & C Farrell
Contract type name	GDS Contract
Purpose of contract	General
Contract start date	01/02/2008
Contract end date	

16/17 Contracted general activity (UDA)	14,896
Carry forward general activity (UDA)	187
16/17 Contracted orthodontic activity (UOA)	0
Carry forward orthodontic activity (UOA)	0
Baseline contract value	£338,975.64

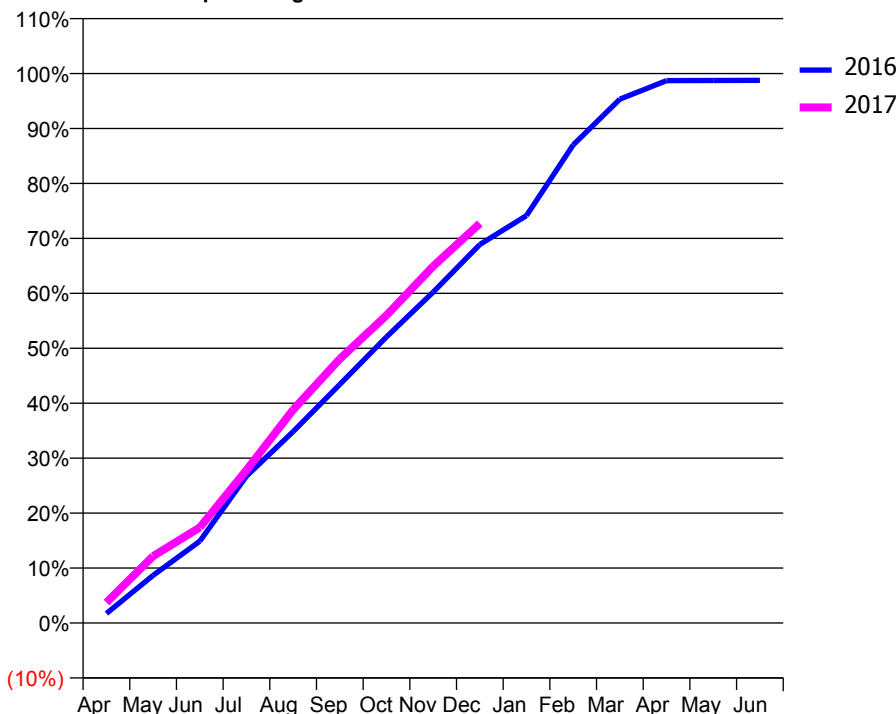
ACCESS*

Patients seen in 24 months	Total	Change since previous quarter
Quarter ending December 2015	4,425	
Quarter ending March 2016	4,452	→
Quarter ending June 2016	4,504	→
Quarter ending September 2016	4,606	↑
Quarter ending December 2016	4,676	→
Variance since December 2015	5.7%	↑



ACTIVITY

Cumulative percentage of contracted UDA delivered 2016 & 2017



Month	Adjusted Scheduled Activity (UDA)	
	2016	2017
April	260	555
May	1,294	1,813
June	2,218	2,589
July	3,981	4,143
August	5,189	5,782
September	6,468	7,160
October	7,756	8,339
November	8,971	9,673
December	10,260	10,833
January	11,045	
February	12,962	
March	14,202	
April	14,705	
May	14,706	
June	14,709	

QUALITY

	Quantity	Base Number	Contract	AT	Region	England
% of FP17s for the same patient ID Re-attending within 3 months - Children	88	1,563	5.6%	10.7%	12.1%	12.4%
% of FP17s for the same patient ID Re-attending within 3 months - Adults	540	3,788	14.3%	15.2%	15.9%	16.6%
% of FP17s for the same patient ID Re-attending between 3 & 9 months - Children	1,082	1,563	69.2%	55.5%	58.6%	57.5%
% of FP17s for the same patient ID Re-attending between 3 & 9 months - Adults	2,314	3,788	61.1%	48.9%	51.5%	50.4%
% of FP17s for Band 1 Urgent Courses	240	5,094	4.7%	8.5%	8.0%	9.1%
% of FP17s Relating to Free Repair or Replacements	77	5,094	1.5%	0.8%	0.8%	0.8%
% of FP17s Relating to Continuations	76	5,094	1.5%	1.1%	1.2%	1.3%
% of Patients satisfied with the dentistry they have received	9	9	N/A	93.6%	92.8%	92.7%
% of Patients satisfied with the time they had to wait for an appointment	8	9	N/A	90.7%	89.2%	88.8%

* This is based on patients treated on this contract for their most recent course of treatment. Figures in italics indicate the base number of FP17s or Patient Questionnaire responses are less than 100. N/A is shown where the base number of responses is less than 10 during the period. % is calculated as Quantity/Base number*100

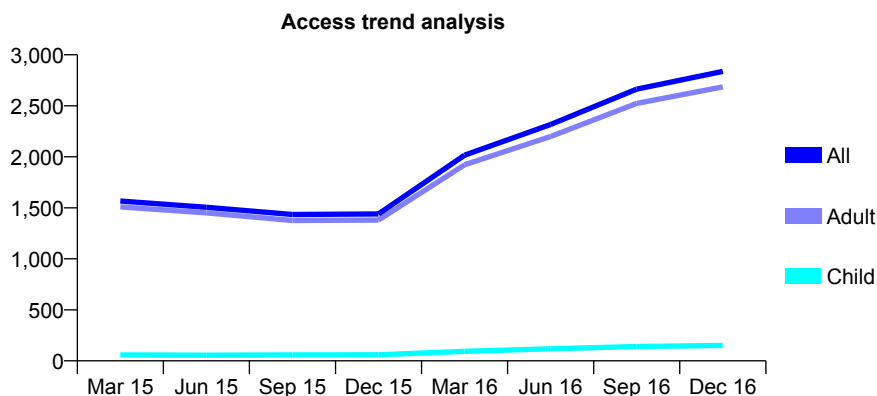
Q57 - Vital Signs At a Glance Contract Report for 184640/0001 - December 2016

Name or company name	Flagstaff Dental Clinic Limited
Contract type name	GDS Contract
Purpose of contract	General
Contract start date	01/04/2011
Contract end date	

16/17 Contracted general activity (UDA)	13,416
Carry forward general activity (UDA)	0
16/17 Contracted orthodontic activity (UOA)	0
Carry forward orthodontic activity (UOA)	0
Baseline contract value	£691,204.27

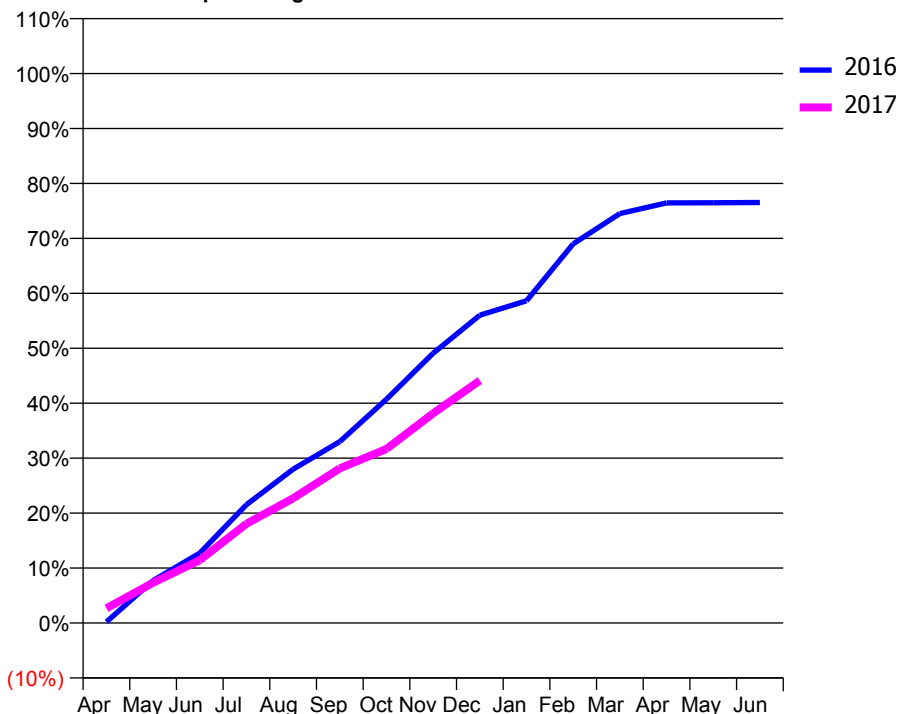
ACCESS*

Patients seen in 24 months	Total	Change since previous quarter
Quarter ending December 2015	1,440	
Quarter ending March 2016	2,016	↑
Quarter ending June 2016	2,317	↑
Quarter ending September 2016	2,663	↑
Quarter ending December 2016	2,837	↑
Variance since December 2015	97.0%	↑



ACTIVITY

Cumulative percentage of contracted UDA delivered 2016 & 2017



Month	Adjusted Scheduled Activity (UDA)	
	2016	2017
April	29	359
May	1,038	984
June	1,706	1,536
July	2,891	2,423
August	3,754	3,045
September	4,429	3,776
October	5,466	4,250
November	6,587	5,120
December	7,516	5,919
January	7,868	
February	9,256	
March	9,996	
April	10,258	
May	10,259	
June	10,266	

QUALITY

	Quantity	Base Number	Contract	AT	Region	England
% of FP17s for the same patient ID Re-attending within 3 months - Children	4	167	2.4%	10.7%	12.1%	12.4%
% of FP17s for the same patient ID Re-attending within 3 months - Adults	59	2,331	2.5%	15.2%	15.9%	16.6%
% of FP17s for the same patient ID Re-attending between 3 & 9 months - Children	3	167	1.8%	55.5%	58.6%	57.5%
% of FP17s for the same patient ID Re-attending between 3 & 9 months - Adults	16	2,331	0.7%	48.9%	51.5%	50.4%
% of FP17s for Band 1 Urgent Courses	0	2,333	0.0%	8.5%	8.0%	9.1%
% of FP17s Relating to Free Repair or Replacements	0	2,333	0.0%	0.8%	0.8%	0.8%
% of FP17s Relating to Continuations	9	2,333	0.4%	1.1%	1.2%	1.3%
% of Patients satisfied with the dentistry they have received	1	1	N/A	93.6%	92.8%	92.7%
% of Patients satisfied with the time they had to wait for an appointment	0	1	N/A	90.7%	89.2%	88.8%

* This is based on patients treated on this contract for their most recent course of treatment. Figures in italics indicate the base number of FP17s or Patient Questionnaire responses are less than 100. N/A is shown where the base number of responses is less than 10 during the period. % is calculated as Quantity/Base number*100

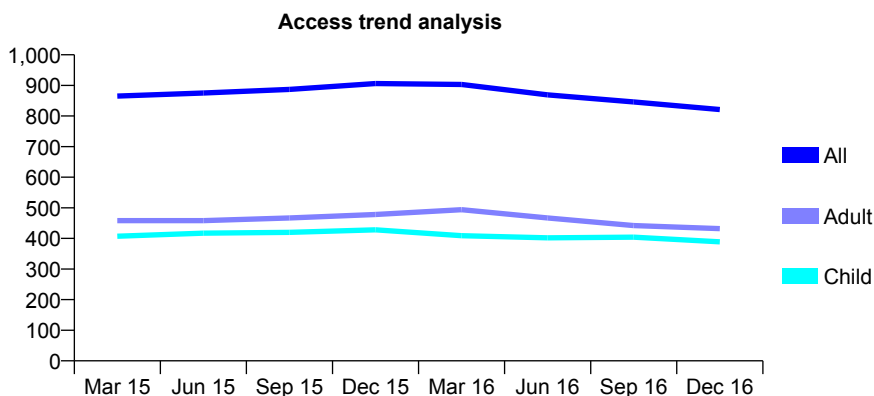
Q57 - Vital Signs At a Glance Contract Report for 185264/0001 - December 2016

Name or company name	Whitehouse Dental Practice
Contract type name	GDS Contract
Purpose of contract	General
Contract start date	17/10/2012
Contract end date	

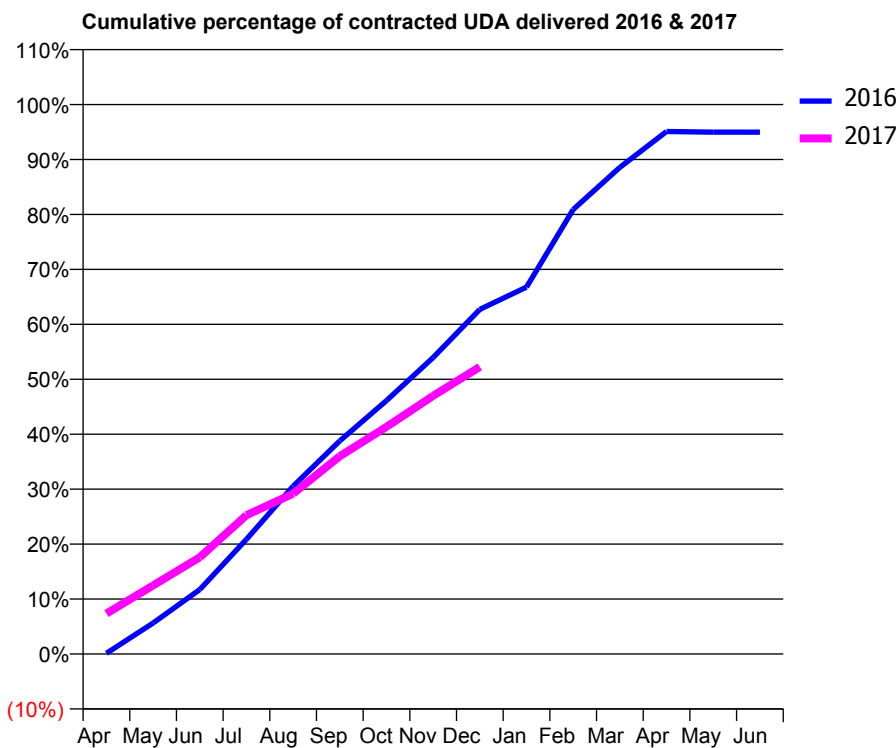
16/17 Contracted general activity (UDA)	2,138
Carry forward general activity (UDA)	0
16/17 Contracted orthodontic activity (UOA)	0
Carry forward orthodontic activity (UOA)	0
Baseline contract value	£50,099.78

ACCESS*

Patients seen in 24 months	Total	Change since previous quarter
Quarter ending December 2015	906	
Quarter ending March 2016	903	→
Quarter ending June 2016	869	↓
Quarter ending September 2016	846	↓
Quarter ending December 2016	821	↓
Variance since December 2015	(9.4%)	↓



ACTIVITY



Month	Adjusted Scheduled Activity (UDA)	
	2016	2017
April	3	158
May	121	267
June	251	377
July	447	540
August	653	624
September	829	770
October	986	884
November	1,154	1,005
December	1,341	1,117
January	1,428	
February	1,730	
March	1,894	
April	2,033	
May	2,030	
June	2,030	

QUALITY

	Quantity	Base Number	Contract	AT	Region	England
% of FP17s for the same patient ID Re-attending within 3 months - Children	35	418	8.4%	10.7%	12.1%	12.4%
% of FP17s for the same patient ID Re-attending within 3 months - Adults	46	365	12.6%	15.2%	15.9%	16.6%
% of FP17s for the same patient ID Re-attending between 3 & 9 months - Children	253	418	60.5%	55.5%	58.6%	57.5%
% of FP17s for the same patient ID Re-attending between 3 & 9 months - Adults	227	365	62.2%	48.9%	51.5%	50.4%
% of FP17s for Band 1 Urgent Courses	56	724	7.7%	8.5%	8.0%	9.1%
% of FP17s Relating to Free Repair or Replacements	0	724	0.0%	0.8%	0.8%	0.8%
% of FP17s Relating to Continuations	1	724	0.1%	1.1%	1.2%	1.3%
% of Patients satisfied with the dentistry they have received	0	0	N/A	93.6%	92.8%	92.7%
% of Patients satisfied with the time they had to wait for an appointment	0	0	N/A	90.7%	89.2%	88.8%

* This is based on patients treated on this contract for their most recent course of treatment. Figures in italics indicate the base number of FP17s or Patient Questionnaire responses are less than 100. N/A is shown where the base number of responses is less than 10 during the period. % is calculated as Quantity/Base number*100

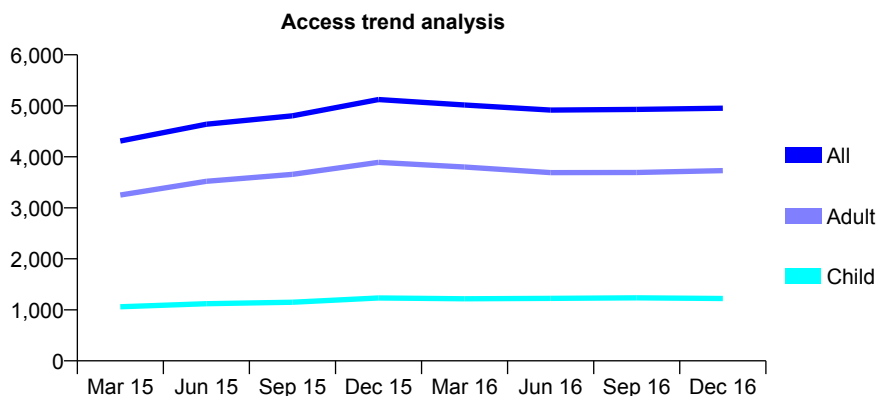
Q57 - Vital Signs At a Glance Contract Report for 187437/0001 - December 2016

Name or company name	Mr H Dhamu and Mr G V Mathew
Contract type name	GDS Contract
Purpose of contract	General
Contract start date	01/12/2013
Contract end date	

16/17 Contracted general activity (UDA)	12,000
Carry forward general activity (UDA)	-240
16/17 Contracted orthodontic activity (UOA)	0
Carry forward orthodontic activity (UOA)	0
Baseline contract value	£287,899.33

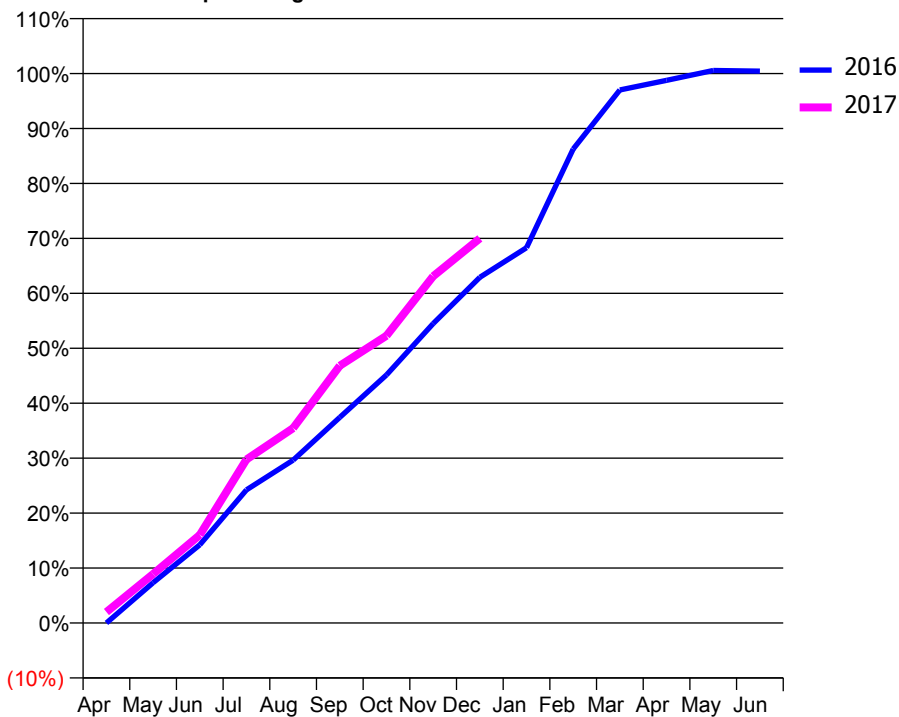
ACCESS*

Patients seen in 24 months	Total	Change since previous quarter
Quarter ending December 2015	5,124	
Quarter ending March 2016	5,016	↓
Quarter ending June 2016	4,917	↓
Quarter ending September 2016	4,930	→
Quarter ending December 2016	4,952	→
Variance since December 2015	(3.4%)	↓



ACTIVITY

Cumulative percentage of contracted UDA delivered 2016 & 2017



Month	Adjusted Scheduled Activity (UDA)	
	2016	2017
April	0	240
May	881	1,069
June	1,709	1,924
July	2,908	3,570
August	3,557	4,256
September	4,492	5,619
October	5,419	6,275
November	6,539	7,572
December	7,549	8,400
January	8,195	
February	10,352	
March	11,640	
April	11,852	
May	12,066	
June	12,053	

QUALITY

	Quantity	Base Number	Contract	AT	Region	England
% of FP17s for the same patient ID Re-attending within 3 months - Children	79	1,178	6.7%	10.7%	12.1%	12.4%
% of FP17s for the same patient ID Re-attending within 3 months - Adults	492	2,912	16.9%	15.2%	15.9%	16.6%
% of FP17s for the same patient ID Re-attending between 3 & 9 months - Children	594	1,178	50.4%	55.5%	58.6%	57.5%
% of FP17s for the same patient ID Re-attending between 3 & 9 months - Adults	1,173	2,912	40.3%	48.9%	51.5%	50.4%
% of FP17s for Band 1 Urgent Courses	630	3,915	16.1%	8.5%	8.0%	9.1%
% of FP17s Relating to Free Repair or Replacements	28	3,915	0.7%	0.8%	0.8%	0.8%
% of FP17s Relating to Continuations	14	3,915	0.4%	1.1%	1.2%	1.3%
% of Patients satisfied with the dentistry they have received	11	13	84.6%	93.6%	92.8%	92.7%
% of Patients satisfied with the time they had to wait for an appointment	11	13	84.6%	90.7%	89.2%	88.8%

* This is based on patients treated on this contract for their most recent course of treatment. Figures in italics indicate the base number of FP17s or Patient Questionnaire responses are less than 100. N/A is shown where the base number of responses is less than 10 during the period. % is calculated as Quantity/Base number*100

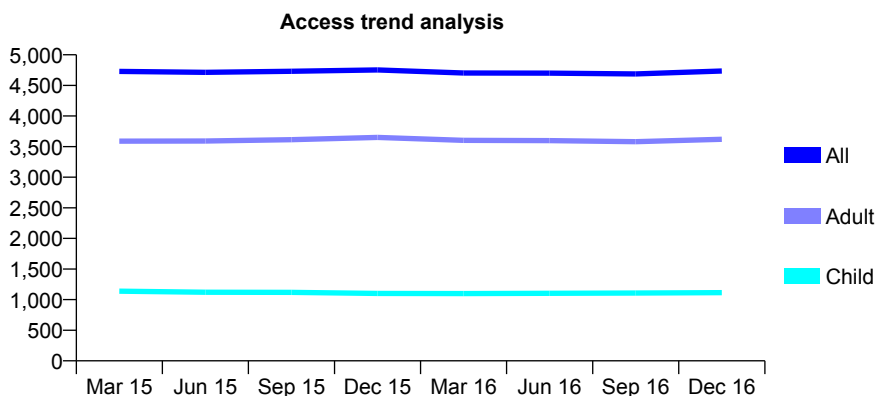
Q57 - Vital Signs At a Glance Contract Report for 187984/0001 - December 2016

Name or company name	JE & HJ McFarlane
Contract type name	GDS Contract
Purpose of contract	General
Contract start date	01/04/2009
Contract end date	

16/17 Contracted general activity (UDA)	14,354
Carry forward general activity (UDA)	-50
16/17 Contracted orthodontic activity (UOA)	0
Carry forward orthodontic activity (UOA)	0
Baseline contract value	£420,035.27

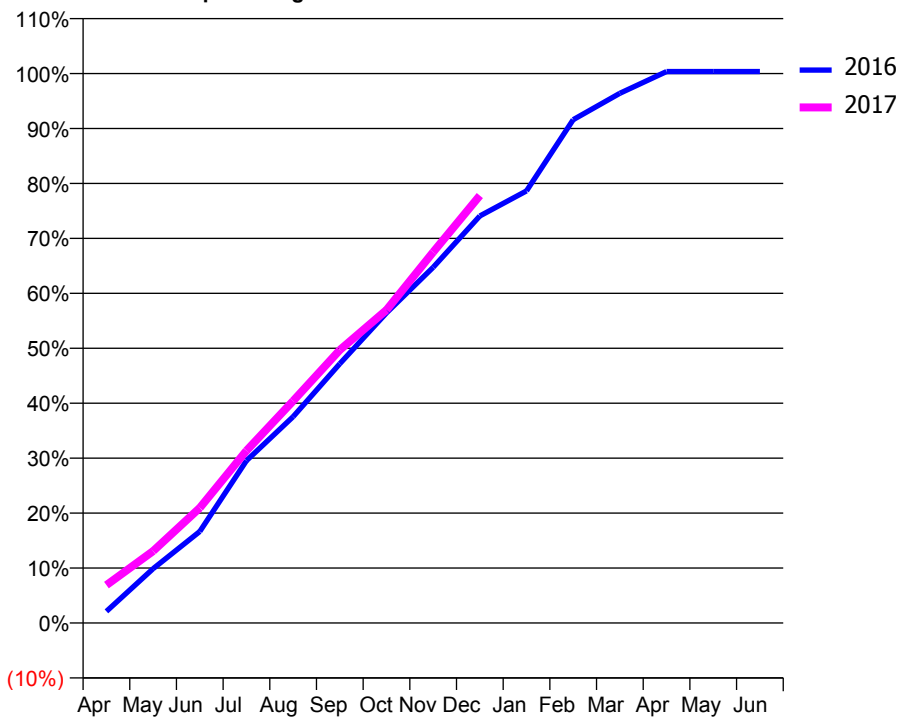
ACCESS*

Patients seen in 24 months	Total	Change since previous quarter
Quarter ending December 2015	4,752	
Quarter ending March 2016	4,702	↓
Quarter ending June 2016	4,701	→
Quarter ending September 2016	4,688	→
Quarter ending December 2016	4,735	→
Variance since December 2015	(0.4%)	→



ACTIVITY

Cumulative percentage of contracted UDA delivered 2016 & 2017



Month	Adjusted Scheduled Activity (UDA)	
	2016	2017
April	303	990
May	1,420	1,878
June	2,390	3,008
July	4,243	4,502
August	5,391	5,800
September	6,774	7,131
October	8,099	8,177
November	9,292	9,687
December	10,631	11,165
January	11,289	
February	13,148	
March	13,837	
April	14,404	
May	14,404	
June	14,404	

QUALITY

	Quantity	Base Number	Contract	AT	Region	England
% of FP17s for the same patient ID Re-attending within 3 months - Children	100	1,436	7.0%	10.7%	12.1%	12.4%
% of FP17s for the same patient ID Re-attending within 3 months - Adults	1,005	4,832	20.8%	15.2%	15.9%	16.6%
% of FP17s for the same patient ID Re-attending between 3 & 9 months - Children	945	1,436	65.8%	55.5%	58.6%	57.5%
% of FP17s for the same patient ID Re-attending between 3 & 9 months - Adults	3,013	4,832	62.4%	48.9%	51.5%	50.4%
% of FP17s for Band 1 Urgent Courses	294	5,942	4.9%	8.5%	8.0%	9.1%
% of FP17s Relating to Free Repair or Replacements	85	5,942	1.4%	0.8%	0.8%	0.8%
% of FP17s Relating to Continuations	63	5,942	1.1%	1.1%	1.2%	1.3%
% of Patients satisfied with the dentistry they have received	25	30	83.3%	93.6%	92.8%	92.7%
% of Patients satisfied with the time they had to wait for an appointment	28	30	93.3%	90.7%	89.2%	88.8%

* This is based on patients treated on this contract for their most recent course of treatment. Figures in italics indicate the base number of FP17s or Patient Questionnaire responses are less than 100. N/A is shown where the base number of responses is less than 10 during the period. % is calculated as Quantity/Base number*100

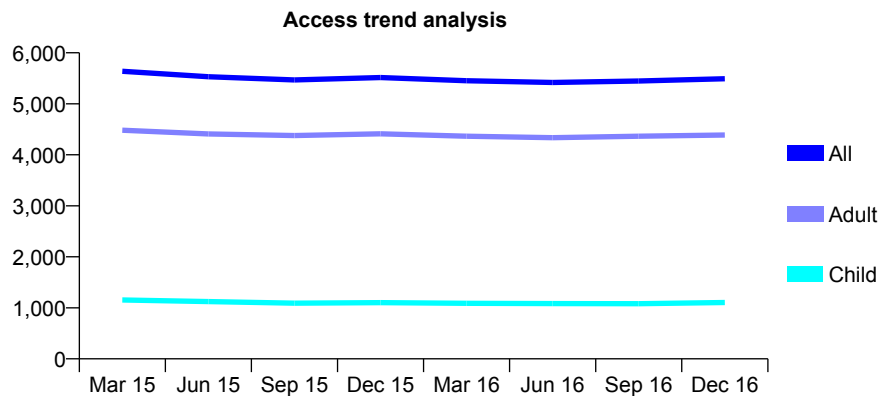
Q57 - Vital Signs At a Glance Contract Report for 188018/0001 - December 2016

Name or company name	Messrs. Lee & Perera
Contract type name	GDS Contract
Purpose of contract	General
Contract start date	01/04/2008
Contract end date	

16/17 Contracted general activity (UDA)	15,000
Carry forward general activity (UDA)	234
16/17 Contracted orthodontic activity (UOA)	0
Carry forward orthodontic activity (UOA)	0
Baseline contract value	£447,634.50

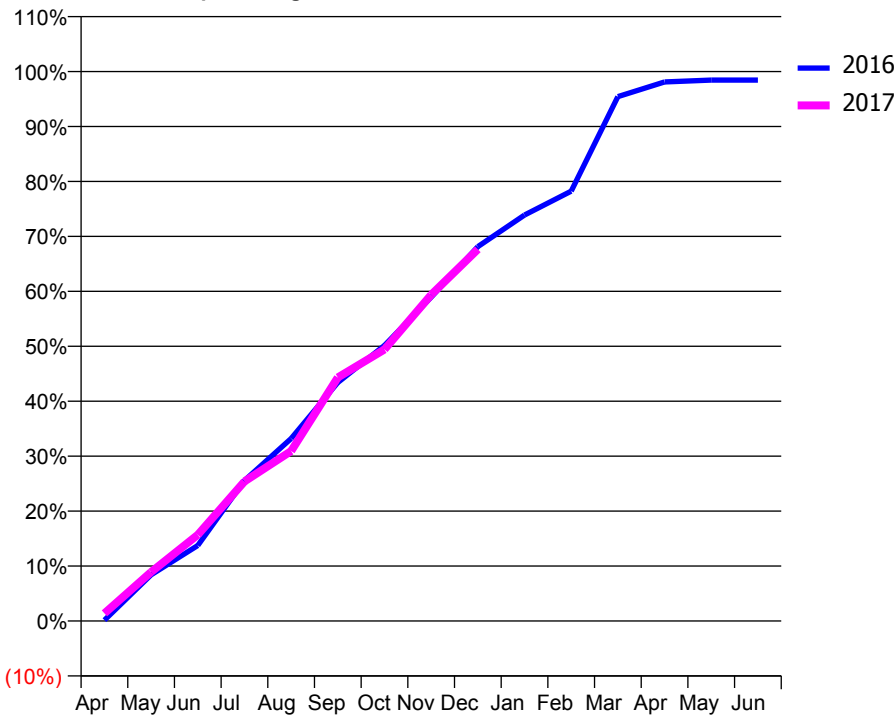
ACCESS*

Patients seen in 24 months	Total	Change since previous quarter
Quarter ending December 2015	5,515	
Quarter ending March 2016	5,453	↓
Quarter ending June 2016	5,418	→
Quarter ending September 2016	5,446	→
Quarter ending December 2016	5,492	→
Variance since December 2015	(0.4%)	→



ACTIVITY

Cumulative percentage of contracted UDA delivered 2016 & 2017



Month	Adjusted Scheduled Activity (UDA)	
	2016	2017
April	24	209
May	1,262	1,338
June	2,062	2,354
July	3,835	3,808
August	4,982	4,639
September	6,512	6,647
October	7,522	7,413
November	8,840	8,905
December	10,221	10,146
January	11,082	
February	11,734	
March	14,314	
April	14,714	
May	14,766	
June	14,766	

QUALITY

	Quantity	Base Number	Contract	AT	Region	England
% of FP17s for the same patient ID Re-attending within 3 months - Children	105	1,496	7.0%	10.7%	12.1%	12.4%
% of FP17s for the same patient ID Re-attending within 3 months - Adults	646	4,235	15.3%	15.2%	15.9%	16.6%
% of FP17s for the same patient ID Re-attending between 3 & 9 months - Children	920	1,496	61.5%	55.5%	58.6%	57.5%
% of FP17s for the same patient ID Re-attending between 3 & 9 months - Adults	1,916	4,235	45.2%	48.9%	51.5%	50.4%
% of FP17s for Band 1 Urgent Courses	611	5,470	11.2%	8.5%	8.0%	9.1%
% of FP17s Relating to Free Repair or Replacements	40	5,470	0.7%	0.8%	0.8%	0.8%
% of FP17s Relating to Continuations	93	5,470	1.7%	1.1%	1.2%	1.3%
% of Patients satisfied with the dentistry they have received	10	10	100.0%	93.6%	92.8%	92.7%
% of Patients satisfied with the time they had to wait for an appointment	9	10	90.0%	90.7%	89.2%	88.8%

* This is based on patients treated on this contract for their most recent course of treatment. Figures in italics indicate the base number of FP17s or Patient Questionnaire responses are less than 100. N/A is shown where the base number of responses is less than 10 during the period. % is calculated as Quantity/Base number*100

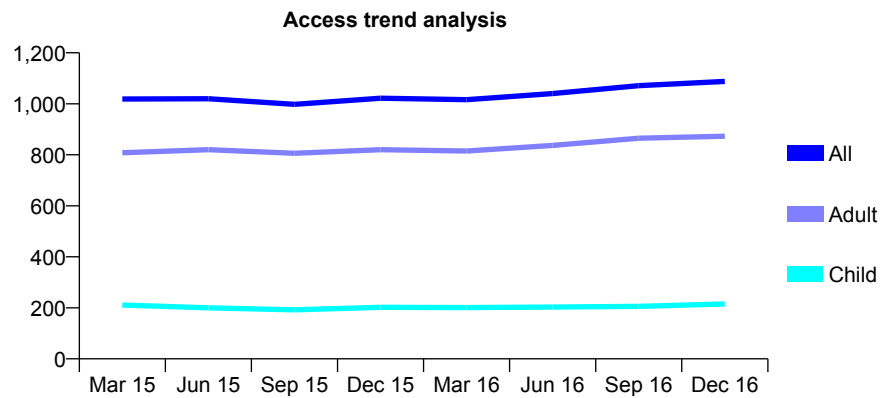
Q57 - Vital Signs At a Glance Contract Report for 188190/0001 - December 2016

Name or company name	J & S Essex
Contract type name	GDS Contract
Purpose of contract	General
Contract start date	01/11/2008
Contract end date	

16/17 Contracted general activity (UDA)	4,000
Carry forward general activity (UDA)	68
16/17 Contracted orthodontic activity (UOA)	0
Carry forward orthodontic activity (UOA)	0
Baseline contract value	£93,877.04

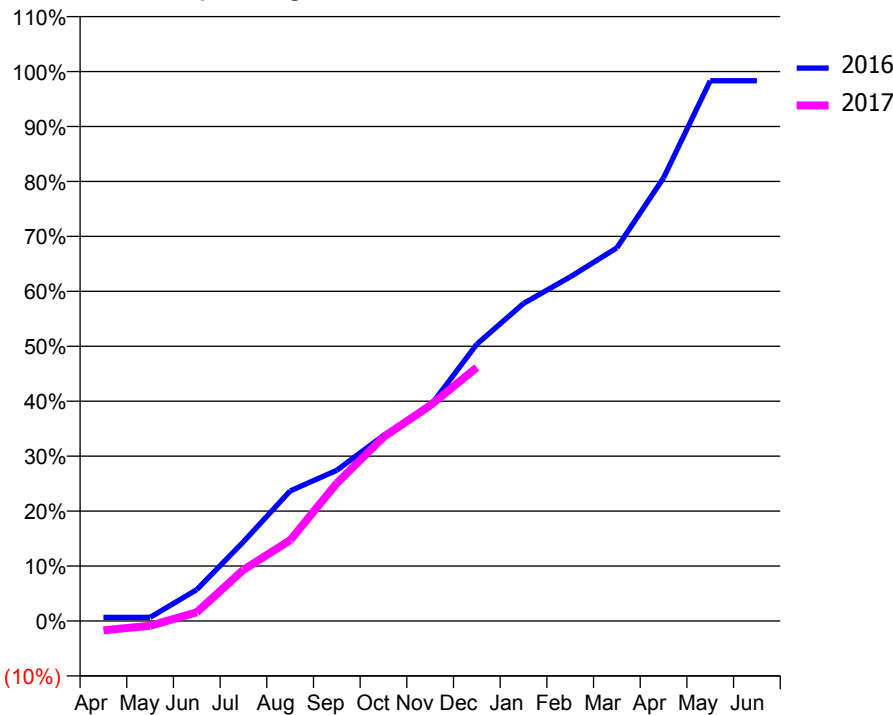
ACCESS*

Patients seen in 24 months	Total	Change since previous quarter
Quarter ending December 2015	1,022	
Quarter ending March 2016	1,016	→
Quarter ending June 2016	1,040	↑
Quarter ending September 2016	1,071	↑
Quarter ending December 2016	1,088	→
Variance since December 2015	6.5%	↑



ACTIVITY

Cumulative percentage of contracted UDA delivered 2016 & 2017



Month	Adjusted Scheduled Activity (UDA)	
	2016	2017
April	27	-68
May	27	-36
June	229	64
July	577	373
August	947	588
September	1,098	1,004
October	1,350	1,339
November	1,564	1,569
December	2,015	1,846
January	2,311	
February	2,505	
March	2,716	
April	3,226	
May	3,932	
June	3,932	

QUALITY

	Quantity	Base Number	Contract	AT	Region	England
% of FP17s for the same patient ID Re-attending within 3 months - Children	16	207	7.7%	10.7%	12.1%	12.4%
% of FP17s for the same patient ID Re-attending within 3 months - Adults	123	814	15.1%	15.2%	15.9%	16.6%
% of FP17s for the same patient ID Re-attending between 3 & 9 months - Children	77	207	37.2%	55.5%	58.6%	57.5%
% of FP17s for the same patient ID Re-attending between 3 & 9 months - Adults	338	814	41.5%	48.9%	51.5%	50.4%
% of FP17s for Band 1 Urgent Courses	44	681	6.5%	8.5%	8.0%	9.1%
% of FP17s Relating to Free Repair or Replacements	7	681	1.0%	0.8%	0.8%	0.8%
% of FP17s Relating to Continuations	1	681	0.1%	1.1%	1.2%	1.3%
% of Patients satisfied with the dentistry they have received	3	3	N/A	93.6%	92.8%	92.7%
% of Patients satisfied with the time they had to wait for an appointment	3	3	N/A	90.7%	89.2%	88.8%

* This is based on patients treated on this contract for their most recent course of treatment. Figures in italics indicate the base number of FP17s or Patient Questionnaire responses are less than 100. N/A is shown where the base number of responses is less than 10 during the period. % is calculated as Quantity/Base number*100

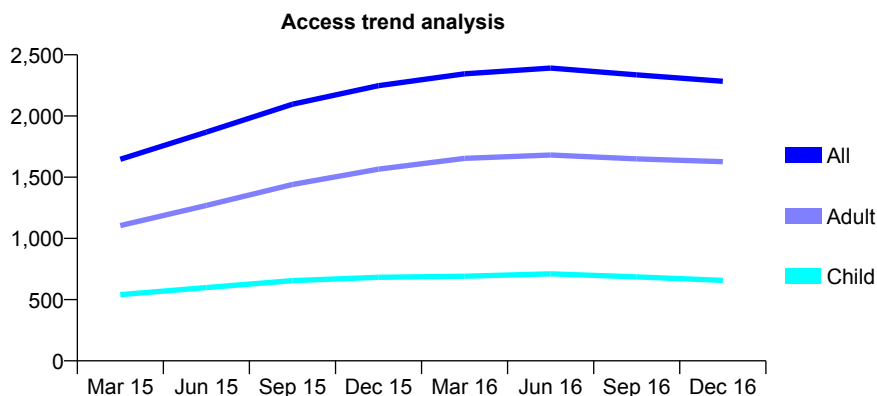
Q57 - Vital Signs At a Glance Contract Report for 188654/0001 - December 2016

Name or company name	Julie Sutton & James Nelson
Contract type name	GDS Contract
Purpose of contract	General
Contract start date	01/05/2014
Contract end date	

16/17 Contracted general activity (UDA)	6,031
Carry forward general activity (UDA)	-121
16/17 Contracted orthodontic activity (UOA)	0
Carry forward orthodontic activity (UOA)	0
Baseline contract value	£150,243.85

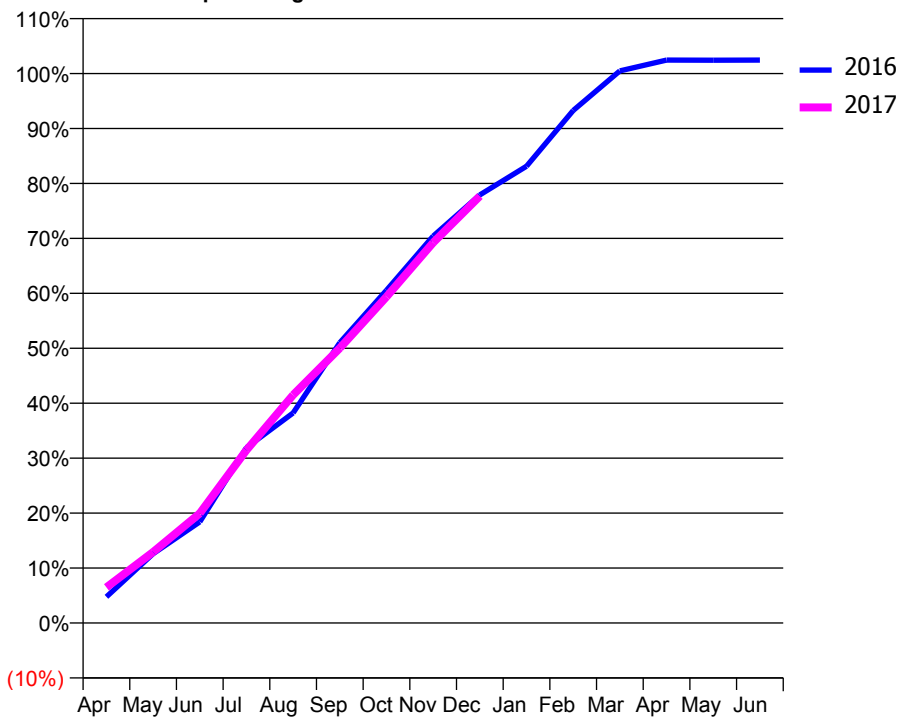
ACCESS*

Patients seen in 24 months	Total	Change since previous quarter
Quarter ending December 2015	2,248	
Quarter ending March 2016	2,345	↑
Quarter ending June 2016	2,392	↑
Quarter ending September 2016	2,336	↓
Quarter ending December 2016	2,284	↓
Variance since December 2015	1.6%	→



ACTIVITY

Cumulative percentage of contracted UDA delivered 2016 & 2017



Month	Adjusted Scheduled Activity (UDA)	
	2016	2017
April	287	391
May	760	780
June	1,110	1,204
July	1,925	1,897
August	2,305	2,503
September	3,078	3,017
October	3,652	3,581
November	4,246	4,174
December	4,699	4,685
January	5,013	
February	5,626	
March	6,060	
April	6,178	
May	6,177	
June	6,178	

QUALITY

	Quantity	Base Number	Contract	AT	Region	England
% of FP17s for the same patient ID Re-attending within 3 months - Children	37	695	5.3%	10.7%	12.1%	12.4%
% of FP17s for the same patient ID Re-attending within 3 months - Adults	190	1,477	12.9%	15.2%	15.9%	16.6%
% of FP17s for the same patient ID Re-attending between 3 & 9 months - Children	394	695	56.7%	55.5%	58.6%	57.5%
% of FP17s for the same patient ID Re-attending between 3 & 9 months - Adults	735	1,477	49.8%	48.9%	51.5%	50.4%
% of FP17s for Band 1 Urgent Courses	145	2,099	6.9%	8.5%	8.0%	9.1%
% of FP17s Relating to Free Repair or Replacements	9	2,099	0.4%	0.8%	0.8%	0.8%
% of FP17s Relating to Continuations	12	2,099	0.6%	1.1%	1.2%	1.3%
% of Patients satisfied with the dentistry they have received	7	7	N/A	93.6%	92.8%	92.7%
% of Patients satisfied with the time they had to wait for an appointment	6	7	N/A	90.7%	89.2%	88.8%

* This is based on patients treated on this contract for their most recent course of treatment. Figures in italics indicate the base number of FP17s or Patient Questionnaire responses are less than 100. N/A is shown where the base number of responses is less than 10 during the period. % is calculated as Quantity/Base number*100

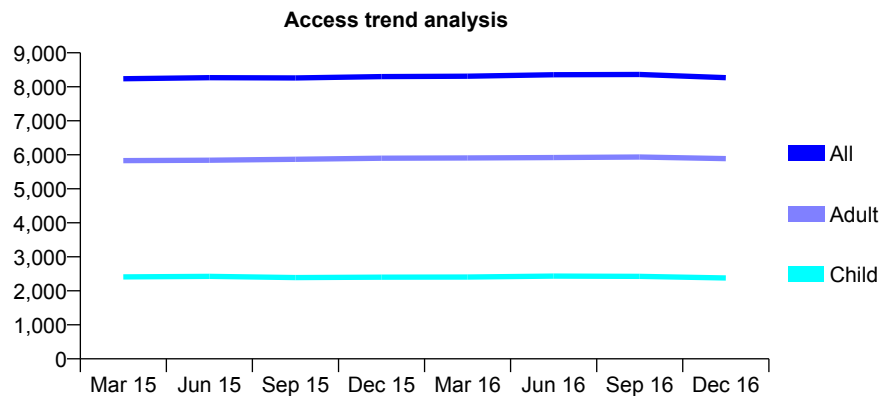
Q57 - Vital Signs At a Glance Contract Report for 191051/0001 - December 2016

Name or company name	Chelmer Village Associates Ltd
Contract type name	GDS Contract
Purpose of contract	General
Contract start date	01/04/2008
Contract end date	

16/17 Contracted general activity (UDA)	20,550
Carry forward general activity (UDA)	373
16/17 Contracted orthodontic activity (UOA)	0
Carry forward orthodontic activity (UOA)	0
Baseline contract value	£535,266.77

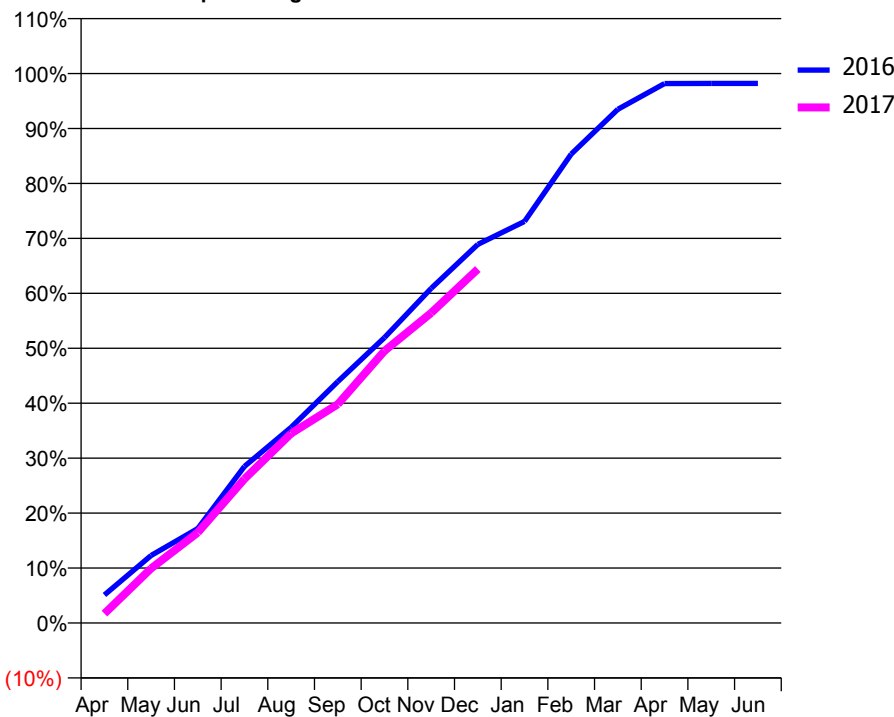
ACCESS*

Patients seen in 24 months	Total	Change since previous quarter
Quarter ending December 2015	8,299	
Quarter ending March 2016	8,312	→
Quarter ending June 2016	8,356	→
Quarter ending September 2016	8,361	→
Quarter ending December 2016	8,269	↓
Variance since December 2015	(0.4%)	→



ACTIVITY

Cumulative percentage of contracted UDA delivered 2016 & 2017



Month	Adjusted Scheduled Activity (UDA)	
	2016	2017
April	1,051	353
May	2,528	2,044
June	3,534	3,384
July	5,859	5,387
August	7,319	7,086
September	9,027	8,179
October	10,676	10,176
November	12,516	11,599
December	14,158	13,238
January	15,019	
February	17,534	
March	19,210	
April	20,173	
May	20,177	
June	20,177	

QUALITY

	Quantity	Base Number	Contract	AT	Region	England
% of FP17s for the same patient ID Re-attending within 3 months - Children	261	2,223	11.7%	10.7%	12.1%	12.4%
% of FP17s for the same patient ID Re-attending within 3 months - Adults	777	4,648	16.7%	15.2%	15.9%	16.6%
% of FP17s for the same patient ID Re-attending between 3 & 9 months - Children	735	2,223	33.1%	55.5%	58.6%	57.5%
% of FP17s for the same patient ID Re-attending between 3 & 9 months - Adults	1,314	4,648	28.3%	48.9%	51.5%	50.4%
% of FP17s for Band 1 Urgent Courses	683	6,473	10.6%	8.5%	8.0%	9.1%
% of FP17s Relating to Free Repair or Replacements	82	6,473	1.3%	0.8%	0.8%	0.8%
% of FP17s Relating to Continuations	88	6,473	1.4%	1.1%	1.2%	1.3%
% of Patients satisfied with the dentistry they have received	8	8	N/A	93.6%	92.8%	92.7%
% of Patients satisfied with the time they had to wait for an appointment	7	8	N/A	90.7%	89.2%	88.8%

* This is based on patients treated on this contract for their most recent course of treatment. Figures in italics indicate the base number of FP17s or Patient Questionnaire responses are less than 100. N/A is shown where the base number of responses is less than 10 during the period. % is calculated as Quantity/Base number*100

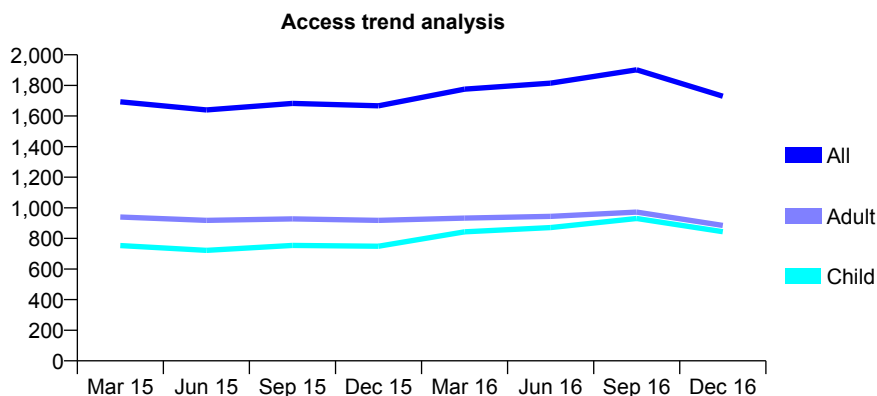
Q57 - Vital Signs At a Glance Contract Report for 191957/0002 - December 2016

Name or company name	South West Essex Primary Care Trust
Contract type name	PDS Contract
Purpose of contract	General
Contract start date	01/10/2006
Contract end date	30/09/2016

16/17 Contracted general activity (UDA)	2,012
Carry forward general activity (UDA)	0
16/17 Contracted orthodontic activity (UOA)	0
Carry forward orthodontic activity (UOA)	0
Baseline contract value	£0.00

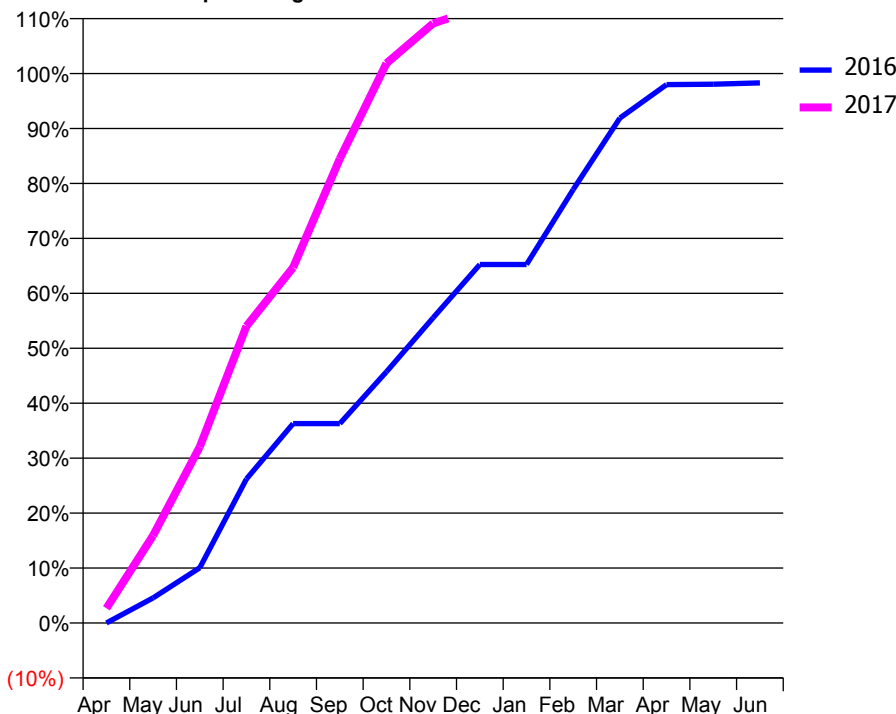
ACCESS*

Patients seen in 24 months	Total	Change since previous quarter
Quarter ending December 2015	1,667	
Quarter ending March 2016	1,776	↑
Quarter ending June 2016	1,815	↑
Quarter ending September 2016	1,902	↑
Quarter ending December 2016	1,729	↓
Variance since December 2015	3.7%	↑



ACTIVITY

Cumulative percentage of contracted UDA delivered 2016 & 2017



Month	Adjusted Scheduled Activity (UDA)	
	2016	2017
April	0	54
May	184	320
June	404	645
July	1,055	1,087
August	1,460	1,302
September	1,460	1,700
October	1,840	2,050
November	2,235	2,196
December	2,625	2,252
January	2,625	
February	3,173	
March	3,697	
April	3,942	
May	3,945	
June	3,954	

QUALITY

	Quantity	Base Number	Contract	AT	Region	England
% of FP17s for the same patient ID Re-attending within 3 months - Children	32	756	4.2%	10.7%	12.1%	12.4%
% of FP17s for the same patient ID Re-attending within 3 months - Adults	42	498	8.4%	15.2%	15.9%	16.6%
% of FP17s for the same patient ID Re-attending between 3 & 9 months - Children	187	756	24.7%	55.5%	58.6%	57.5%
% of FP17s for the same patient ID Re-attending between 3 & 9 months - Adults	147	498	29.5%	48.9%	51.5%	50.4%
% of FP17s for Band 1 Urgent Courses	43	1,114	3.9%	8.5%	8.0%	9.1%
% of FP17s Relating to Free Repair or Replacements	1	1,114	0.1%	0.8%	0.8%	0.8%
% of FP17s Relating to Continuations	9	1,114	0.8%	1.1%	1.2%	1.3%
% of Patients satisfied with the dentistry they have received	1	1	N/A	93.6%	92.8%	92.7%
% of Patients satisfied with the time they had to wait for an appointment	1	1	N/A	90.7%	89.2%	88.8%

* This is based on patients treated on this contract for their most recent course of treatment. Figures in italics indicate the base number of FP17s or Patient Questionnaire responses are less than 100. N/A is shown where the base number of responses is less than 10 during the period. % is calculated as Quantity/Base number*100

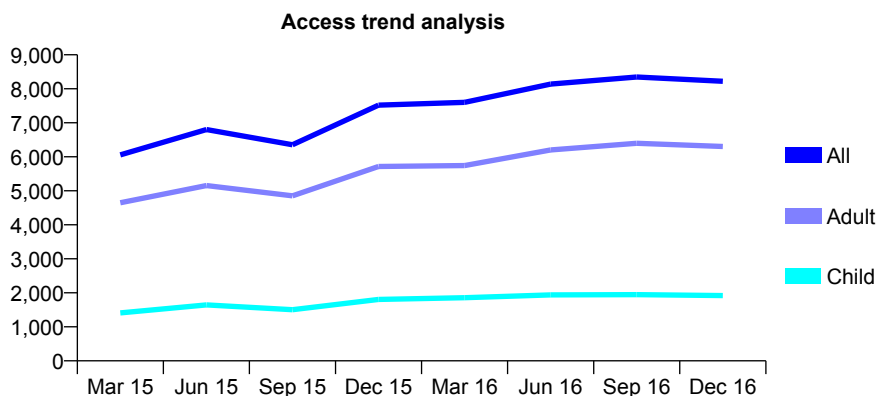
Q57 - Vital Signs At a Glance Contract Report for 195413/0001 - December 2016

Name or company name	Clacton Dental Care
Contract type name	GDS Contract
Purpose of contract	General
Contract start date	01/04/2010
Contract end date	

16/17 Contracted general activity (UDA)	25,126
Carry forward general activity (UDA)	-227
16/17 Contracted orthodontic activity (UOA)	0
Carry forward orthodontic activity (UOA)	0
Baseline contract value	£679,850.02

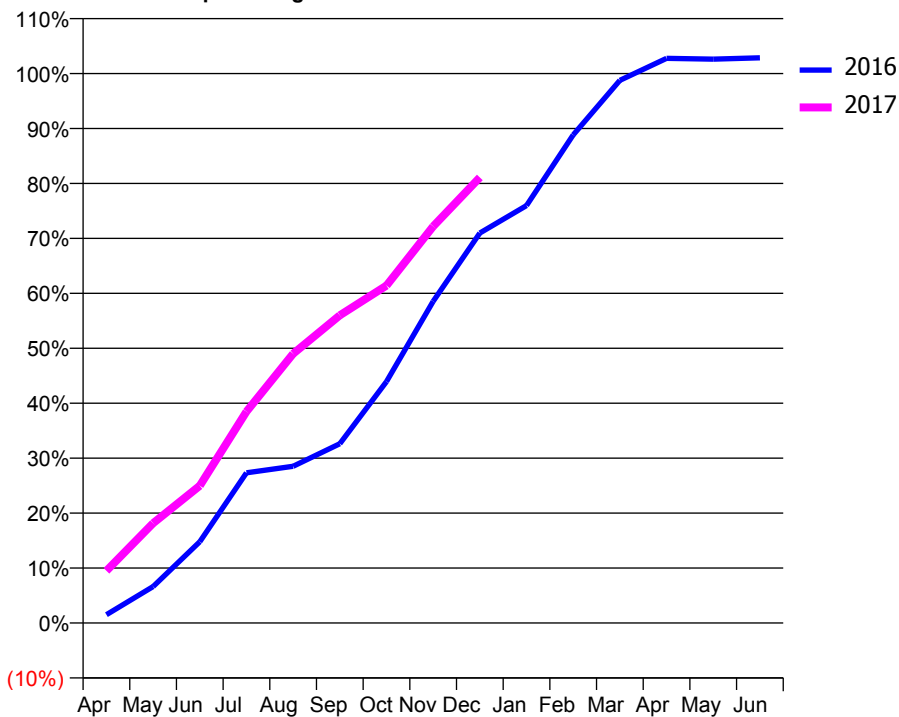
ACCESS*

Patients seen in 24 months	Total	Change since previous quarter
Quarter ending December 2015	7,520	
Quarter ending March 2016	7,601	→
Quarter ending June 2016	8,140	↑
Quarter ending September 2016	8,347	↑
Quarter ending December 2016	8,220	↓
Variance since December 2015	9.3%	↑



ACTIVITY

Cumulative percentage of contracted UDA delivered 2016 & 2017



Month	Adjusted Scheduled Activity (UDA)	
	2016	2017
April	378	2,388
May	1,668	4,561
June	3,714	6,275
July	6,871	9,670
August	7,165	12,311
September	8,200	14,067
October	11,037	15,427
November	14,712	18,135
December	17,830	20,376
January	19,090	
February	22,316	
March	24,810	
April	25,819	
May	25,782	
June	25,844	

QUALITY

	Quantity	Base Number	Contract	AT	Region	England
% of FP17s for the same patient ID Re-attending within 3 months - Children	158	2,112	7.5%	10.7%	12.1%	12.4%
% of FP17s for the same patient ID Re-attending within 3 months - Adults	939	6,706	14.0%	15.2%	15.9%	16.6%
% of FP17s for the same patient ID Re-attending between 3 & 9 months - Children	802	2,112	38.0%	55.5%	58.6%	57.5%
% of FP17s for the same patient ID Re-attending between 3 & 9 months - Adults	1,918	6,706	28.6%	48.9%	51.5%	50.4%
% of FP17s for Band 1 Urgent Courses	1,402	7,806	18.0%	8.5%	8.0%	9.1%
% of FP17s Relating to Free Repair or Replacements	32	7,806	0.4%	0.8%	0.8%	0.8%
% of FP17s Relating to Continuations	34	7,806	0.4%	1.1%	1.2%	1.3%
% of Patients satisfied with the dentistry they have received	22	27	81.5%	93.6%	92.8%	92.7%
% of Patients satisfied with the time they had to wait for an appointment	25	27	92.6%	90.7%	89.2%	88.8%

* This is based on patients treated on this contract for their most recent course of treatment. Figures in italics indicate the base number of FP17s or Patient Questionnaire responses are less than 100. N/A is shown where the base number of responses is less than 10 during the period. % is calculated as Quantity/Base number*100

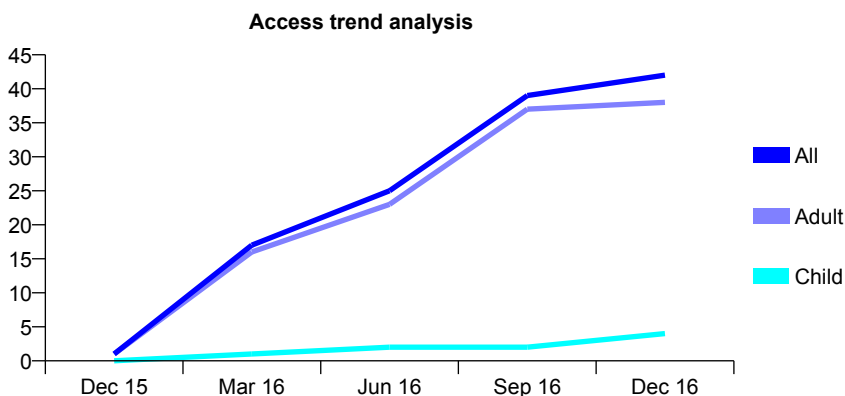
Q57 - Vital Signs At a Glance Contract Report for 195413/0004 - December 2016

Name or company name	Clacton Dental Care
Contract type name	GDS Contract
Purpose of contract	General
Contract start date	01/04/2015
Contract end date	

16/17 Contracted general activity (UDA)	547
Carry forward general activity (UDA)	0
16/17 Contracted orthodontic activity (UOA)	0
Carry forward orthodontic activity (UOA)	0
Baseline contract value	£14,806.65

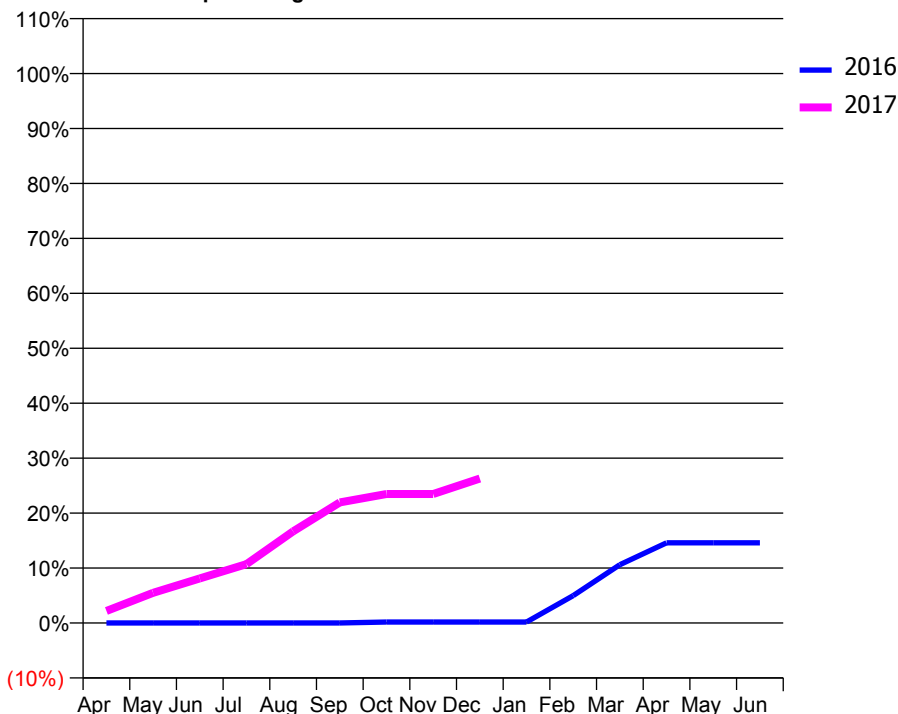
ACCESS*

Patients seen in 24 months	Total	Change since previous quarter
Quarter ending December 2015	1	
Quarter ending March 2016	17	↑
Quarter ending June 2016	25	↑
Quarter ending September 2016	39	↑
Quarter ending December 2016	42	↑
Variance since December 2015	4100.0%	↑



ACTIVITY

Cumulative percentage of contracted UDA delivered 2016 & 2017



Month	Adjusted Scheduled Activity (UDA)	
	2016	2017
April	0	12
May	0	30
June	0	44
July	0	59
August	0	91
September	0	120
October	1	128
November	1	128
December	1	144
January	1	
February	29	
March	61	
April	84	
May	84	
June	84	

QUALITY

	Quantity	Base Number	Contract	AT	Region	England
% of FP17s for the same patient ID Re-attending within 3 months - Children	0	17	0.0%	10.7%	12.1%	12.4%
% of FP17s for the same patient ID Re-attending within 3 months - Adults	1	121	0.8%	15.2%	15.9%	16.6%
% of FP17s for the same patient ID Re-attending between 3 & 9 months - Children	0	17	0.0%	55.5%	58.6%	57.5%
% of FP17s for the same patient ID Re-attending between 3 & 9 months - Adults	0	121	0.0%	48.9%	51.5%	50.4%
% of FP17s for Band 1 Urgent Courses	114	119	95.8%	8.5%	8.0%	9.1%
% of FP17s Relating to Free Repair or Replacements	0	119	0.0%	0.8%	0.8%	0.8%
% of FP17s Relating to Continuations	0	119	0.0%	1.1%	1.2%	1.3%
% of Patients satisfied with the dentistry they have received	0	0	N/A	93.6%	92.8%	92.7%
% of Patients satisfied with the time they had to wait for an appointment	0	0	N/A	90.7%	89.2%	88.8%

* This is based on patients treated on this contract for their most recent course of treatment. Figures in italics indicate the base number of FP17s or Patient Questionnaire responses are less than 100. N/A is shown where the base number of responses is less than 10 during the period. % is calculated as Quantity/Base number*100

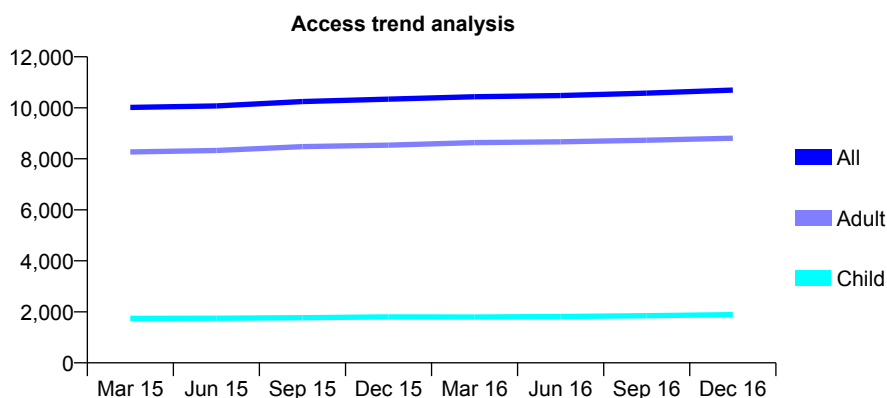
Q57 - Vital Signs At a Glance Contract Report for 195456/0001 - December 2016

Name or company name	M C Dentistry Ltd
Contract type name	GDS Contract
Purpose of contract	General
Contract start date	01/04/2011
Contract end date	

16/17 Contracted general activity (UDA)	33,500
Carry forward general activity (UDA)	0
16/17 Contracted orthodontic activity (UOA)	0
Carry forward orthodontic activity (UOA)	0
Baseline contract value	£845,821.04

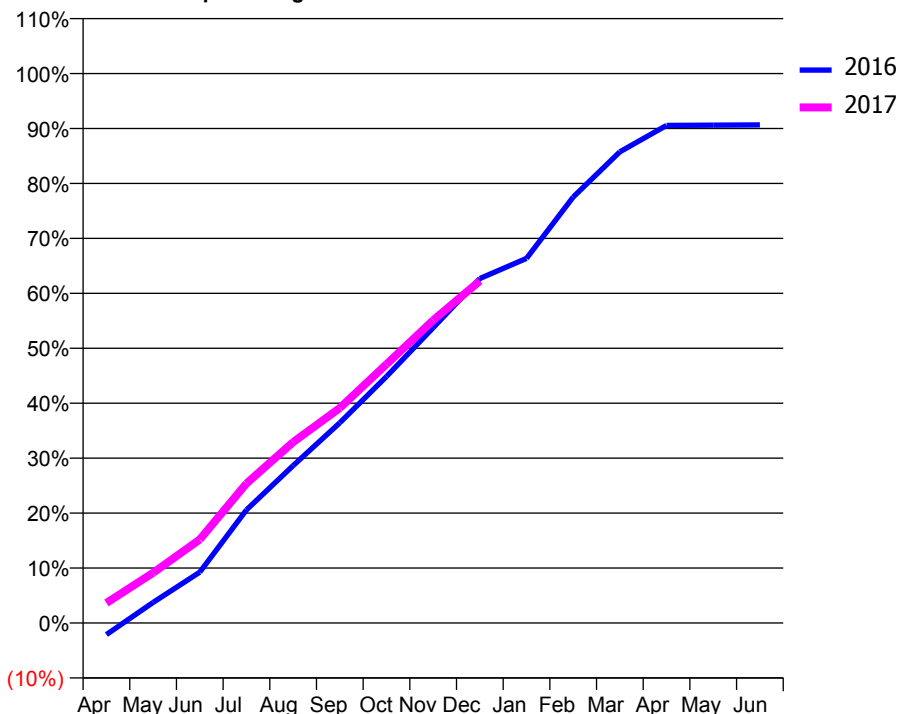
ACCESS*

Patients seen in 24 months	Total	Change since previous quarter
Quarter ending December 2015	10,338	
Quarter ending March 2016	10,434	→
Quarter ending June 2016	10,483	→
Quarter ending September 2016	10,577	→
Quarter ending December 2016	10,697	→
Variance since December 2015	3.5%	↑



ACTIVITY

Cumulative percentage of contracted UDA delivered 2016 & 2017



Month	Adjusted Scheduled Activity (UDA)	
	2016	2017
April	-708	1,224
May	1,253	3,063
June	3,104	5,092
July	6,896	8,508
August	9,597	11,028
September	12,205	13,108
October	15,030	15,773
November	18,004	18,461
December	21,001	20,857
January	22,231	
February	25,973	
March	28,726	
April	30,339	
May	30,353	
June	30,368	

QUALITY

	Quantity	Base Number	Contract	AT	Region	England
% of FP17s for the same patient ID Re-attending within 3 months - Children	111	2,137	5.2%	10.7%	12.1%	12.4%
% of FP17s for the same patient ID Re-attending within 3 months - Adults	1,105	9,164	12.1%	15.2%	15.9%	16.6%
% of FP17s for the same patient ID Re-attending between 3 & 9 months - Children	1,280	2,137	59.9%	55.5%	58.6%	57.5%
% of FP17s for the same patient ID Re-attending between 3 & 9 months - Adults	5,278	9,164	57.6%	48.9%	51.5%	50.4%
% of FP17s for Band 1 Urgent Courses	924	10,566	8.7%	8.5%	8.0%	9.1%
% of FP17s Relating to Free Repair or Replacements	55	10,566	0.5%	0.8%	0.8%	0.8%
% of FP17s Relating to Continuations	117	10,566	1.1%	1.1%	1.2%	1.3%
% of Patients satisfied with the dentistry they have received	33	34	97.1%	93.6%	92.8%	92.7%
% of Patients satisfied with the time they had to wait for an appointment	31	34	91.2%	90.7%	89.2%	88.8%

* This is based on patients treated on this contract for their most recent course of treatment. Figures in italics indicate the base number of FP17s or Patient Questionnaire responses are less than 100. N/A is shown where the base number of responses is less than 10 during the period. % is calculated as Quantity/Base number*100

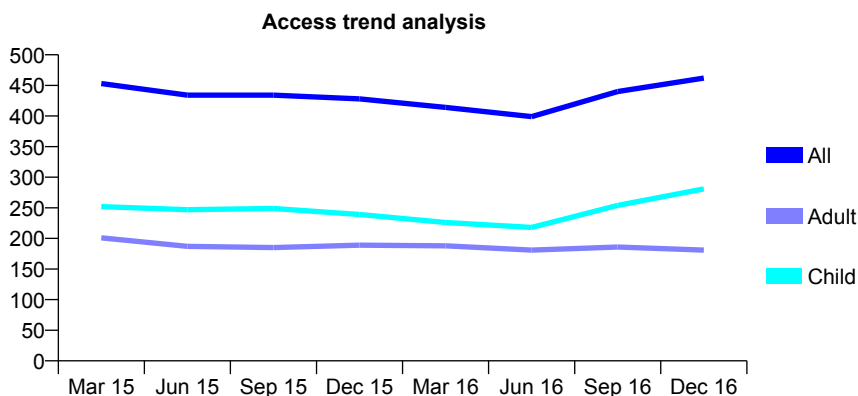
Q57 - Vital Signs At a Glance Contract Report for 195731/0001 - December 2016

Name or company name	David Dundas (Dental Surgeon) Ltd
Contract type name	GDS Contract
Purpose of contract	General
Contract start date	01/11/2010
Contract end date	

16/17 Contracted general activity (UDA)	950
Carry forward general activity (UDA)	0
16/17 Contracted orthodontic activity (UOA)	0
Carry forward orthodontic activity (UOA)	0
Baseline contract value	£21,241.06

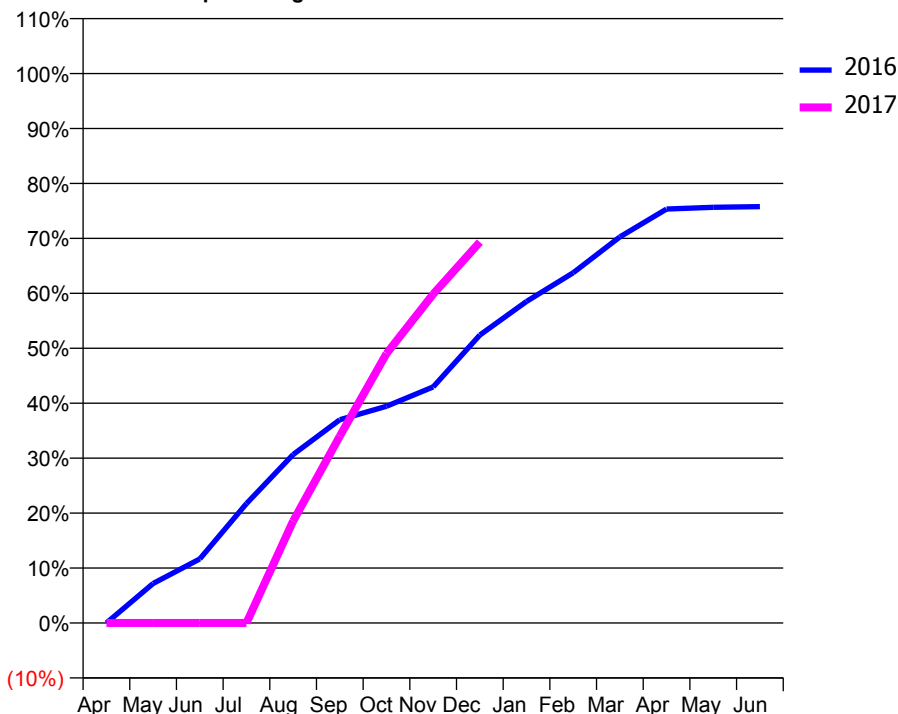
ACCESS*

Patients seen in 24 months	Total	Change since previous quarter
Quarter ending December 2015	428	
Quarter ending March 2016	414	↓
Quarter ending June 2016	399	↓
Quarter ending September 2016	440	↑
Quarter ending December 2016	462	↑
Variance since December 2015	7.9%	↑



ACTIVITY

Cumulative percentage of contracted UDA delivered 2016 & 2017



Adjusted Scheduled Activity (UDA)		
Month	2016	2017
April	0	0
May	68	0
June	111	0
July	206	0
August	291	176
September	351	323
October	375	466
November	408	569
December	498	659
January	556	
February	605	
March	668	
April	716	
May	719	
June	720	

QUALITY

	Quantity	Base Number	Contract	AT	Region	England
% of FP17s for the same patient ID Re-attending within 3 months - Children	10	297	3.4%	10.7%	12.1%	12.4%
% of FP17s for the same patient ID Re-attending within 3 months - Adults	14	140	10.0%	15.2%	15.9%	16.6%
% of FP17s for the same patient ID Re-attending between 3 & 9 months - Children	143	297	48.1%	55.5%	58.6%	57.5%
% of FP17s for the same patient ID Re-attending between 3 & 9 months - Adults	47	140	33.6%	48.9%	51.5%	50.4%
% of FP17s for Band 1 Urgent Courses	33	406	8.1%	8.5%	8.0%	9.1%
% of FP17s Relating to Free Repair or Replacements	1	406	0.2%	0.8%	0.8%	0.8%
% of FP17s Relating to Continuations	0	406	0.0%	1.1%	1.2%	1.3%
% of Patients satisfied with the dentistry they have received	1	1	N/A	93.6%	92.8%	92.7%
% of Patients satisfied with the time they had to wait for an appointment	1	1	N/A	90.7%	89.2%	88.8%

* This is based on patients treated on this contract for their most recent course of treatment. Figures in italics indicate the base number of FP17s or Patient Questionnaire responses are less than 100. N/A is shown where the base number of responses is less than 10 during the period. % is calculated as Quantity/Base number*100

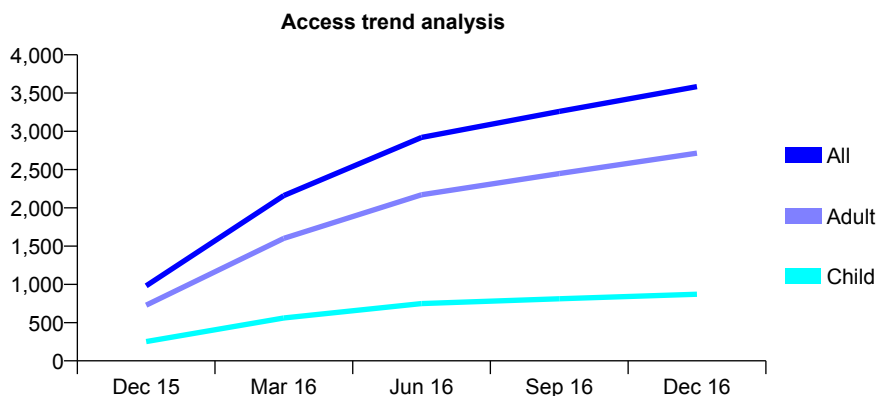
Q57 - Vital Signs At a Glance Contract Report for 198331/0001 - December 2016

Name or company name	Clear Springs Dental Practice
Contract type name	GDS Contract
Purpose of contract	General
Contract start date	16/10/2015
Contract end date	

16/17 Contracted general activity (UDA)	12,445
Carry forward general activity (UDA)	-249
16/17 Contracted orthodontic activity (UOA)	0
Carry forward orthodontic activity (UOA)	0
Baseline contract value	£294,988.06

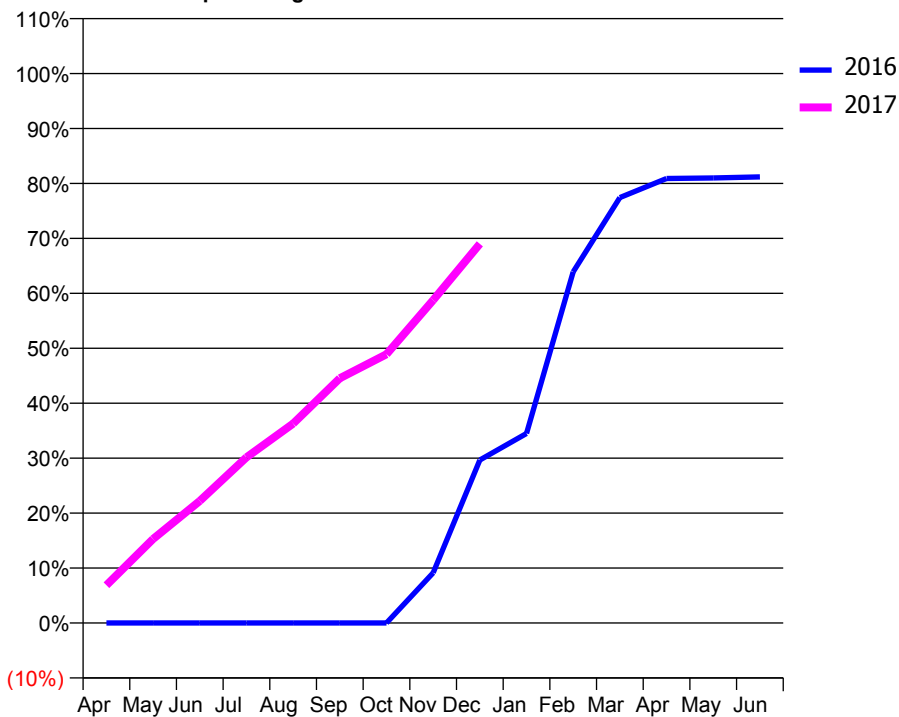
ACCESS*

Patients seen in 24 months	Total	Change since previous quarter
Quarter ending December 2015	980	
Quarter ending March 2016	2,160	↑
Quarter ending June 2016	2,920	↑
Quarter ending September 2016	3,260	↑
Quarter ending December 2016	3,584	↑
Variance since December 2015	265.7%	↑



ACTIVITY

Cumulative percentage of contracted UDA delivered 2016 & 2017



Month	Adjusted Scheduled Activity (UDA)	
	2016	2017
April	0	857
May	0	1,903
June	0	2,766
July	0	3,751
August	0	4,517
September	0	5,542
October	0	6,086
November	618	7,313
December	2,005	8,588
January	2,332	
February	4,319	
March	5,233	
April	5,466	
May	5,474	
June	5,487	

QUALITY

	Quantity	Base Number	Contract	AT	Region	England
% of FP17s for the same patient ID Re-attending within 3 months - Children	113	1,010	11.2%	10.7%	12.1%	12.4%
% of FP17s for the same patient ID Re-attending within 3 months - Adults	612	3,366	18.2%	15.2%	15.9%	16.6%
% of FP17s for the same patient ID Re-attending between 3 & 9 months - Children	464	1,010	45.9%	55.5%	58.6%	57.5%
% of FP17s for the same patient ID Re-attending between 3 & 9 months - Adults	1,387	3,366	41.2%	48.9%	51.5%	50.4%
% of FP17s for Band 1 Urgent Courses	797	4,266	18.7%	8.5%	8.0%	9.1%
% of FP17s Relating to Free Repair or Replacements	17	4,266	0.4%	0.8%	0.8%	0.8%
% of FP17s Relating to Continuations	19	4,266	0.4%	1.1%	1.2%	1.3%
% of Patients satisfied with the dentistry they have received	4	4	N/A	93.6%	92.8%	92.7%
% of Patients satisfied with the time they had to wait for an appointment	4	4	N/A	90.7%	89.2%	88.8%

* This is based on patients treated on this contract for their most recent course of treatment. Figures in italics indicate the base number of FP17s or Patient Questionnaire responses are less than 100. N/A is shown where the base number of responses is less than 10 during the period. % is calculated as Quantity/Base number*100

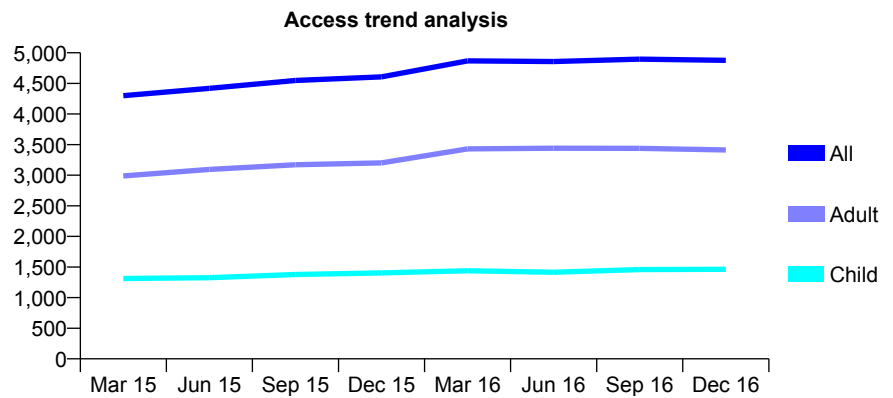
Q57 - Vital Signs At a Glance Contract Report for 198803/0001 - December 2016

Name or company name	Cobbins Brook Dental Practice
Contract type name	GDS Contract
Purpose of contract	General
Contract start date	01/09/2010
Contract end date	

16/17 Contracted general activity (UDA)	13,689
Carry forward general activity (UDA)	-256
16/17 Contracted orthodontic activity (UOA)	0
Carry forward orthodontic activity (UOA)	0
Baseline contract value	£361,977.41

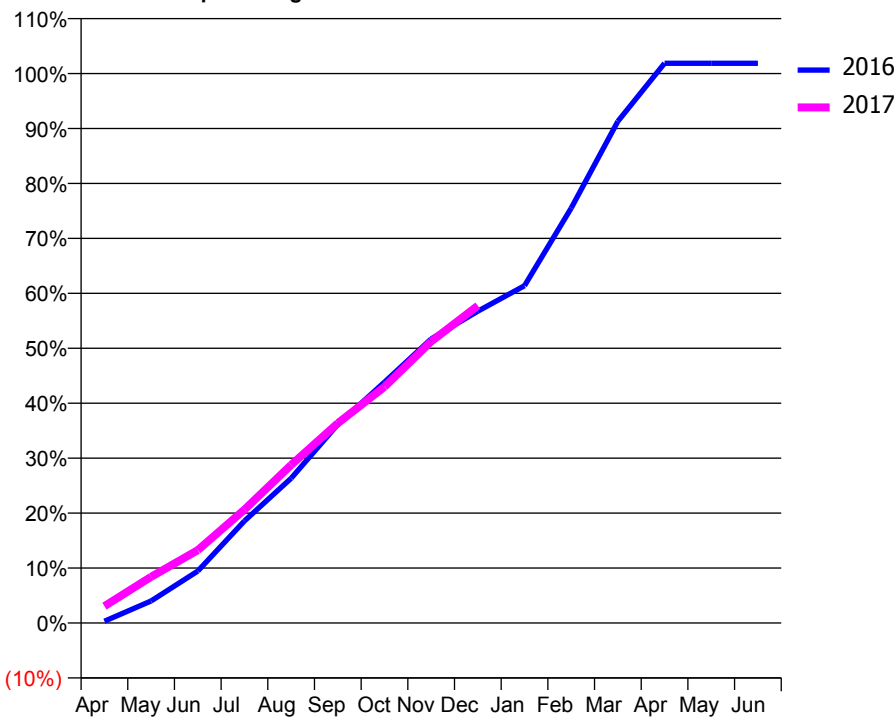
ACCESS*

Patients seen in 24 months	Total	Change since previous quarter
Quarter ending December 2015	4,607	
Quarter ending March 2016	4,869	↑
Quarter ending June 2016	4,857	→
Quarter ending September 2016	4,897	→
Quarter ending December 2016	4,876	→
Variance since December 2015	5.8%	↑



ACTIVITY

Cumulative percentage of contracted UDA delivered 2016 & 2017



Month	Adjusted Scheduled Activity (UDA)	
	2016	2017
April	45	422
May	548	1,151
June	1,295	1,816
July	2,543	2,826
August	3,606	3,939
September	4,949	4,978
October	6,001	5,885
November	7,077	7,014
December	7,768	7,903
January	8,403	
February	10,337	
March	12,498	
April	13,945	
May	13,945	
June	13,945	

QUALITY

	Quantity	Base Number	Contract	AT	Region	England
% of FP17s for the same patient ID Re-attending within 3 months - Children	100	1,381	7.2%	10.7%	12.1%	12.4%
% of FP17s for the same patient ID Re-attending within 3 months - Adults	289	2,520	11.5%	15.2%	15.9%	16.6%
% of FP17s for the same patient ID Re-attending between 3 & 9 months - Children	697	1,381	50.5%	55.5%	58.6%	57.5%
% of FP17s for the same patient ID Re-attending between 3 & 9 months - Adults	1,029	2,520	40.8%	48.9%	51.5%	50.4%
% of FP17s for Band 1 Urgent Courses	217	3,116	7.0%	8.5%	8.0%	9.1%
% of FP17s Relating to Free Repair or Replacements	37	3,116	1.2%	0.8%	0.8%	0.8%
% of FP17s Relating to Continuations	14	3,116	0.4%	1.1%	1.2%	1.3%
% of Patients satisfied with the dentistry they have received	7	8	N/A	93.6%	92.8%	92.7%
% of Patients satisfied with the time they had to wait for an appointment	7	8	N/A	90.7%	89.2%	88.8%

* This is based on patients treated on this contract for their most recent course of treatment. Figures in italics indicate the base number of FP17s or Patient Questionnaire responses are less than 100. N/A is shown where the base number of responses is less than 10 during the period. % is calculated as Quantity/Base number*100

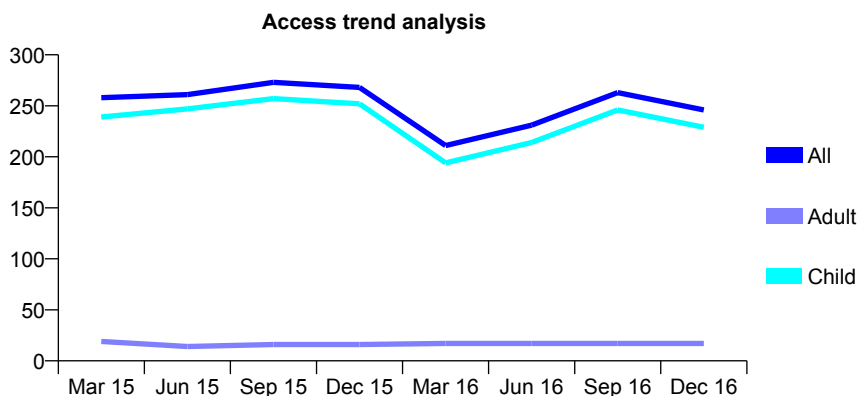
Q57 - Vital Signs At a Glance Contract Report for 199036/0001 - December 2016

Name or company name	North Hill Surgery Ltd
Contract type name	GDS Contract
Purpose of contract	General
Contract start date	01/05/2010
Contract end date	

16/17 Contracted general activity (UDA)	359
Carry forward general activity (UDA)	-76
16/17 Contracted orthodontic activity (UOA)	0
Carry forward orthodontic activity (UOA)	0
Baseline contract value	£11,955.46

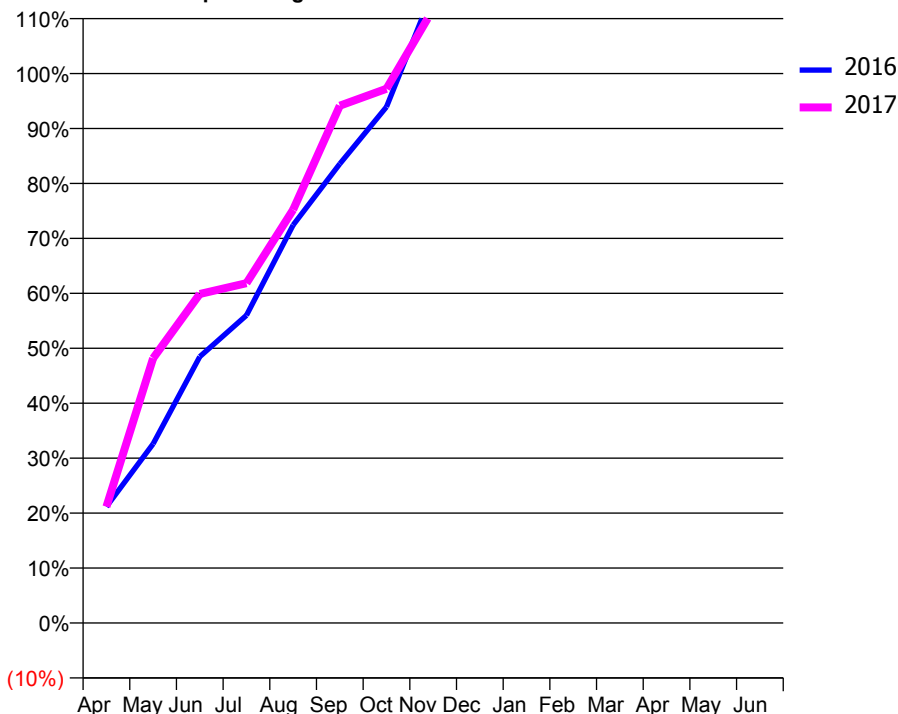
ACCESS*

Patients seen in 24 months	Total	Change since previous quarter
Quarter ending December 2015	268	
Quarter ending March 2016	211	↓
Quarter ending June 2016	231	↑
Quarter ending September 2016	263	↑
Quarter ending December 2016	246	↓
Variance since December 2015	(8.2%)	↓



ACTIVITY

Cumulative percentage of contracted UDA delivered 2016 & 2017



Month	Adjusted Scheduled Activity (UDA)	
	2016	2017
April	76	76
May	117	173
June	174	215
July	201	222
August	260	270
September	300	338
October	337	349
November	413	401
December	414	415
January	414	
February	434	
March	503	
April	503	
May	503	
June	503	

QUALITY

	Quantity	Base Number	Contract	AT	Region	England
% of FP17s for the same patient ID Re-attending within 3 months - Children	1	231	0.4%	10.7%	12.1%	12.4%
% of FP17s for the same patient ID Re-attending within 3 months - Adults	0	5	0.0%	15.2%	15.9%	16.6%
% of FP17s for the same patient ID Re-attending between 3 & 9 months - Children	70	231	30.3%	55.5%	58.6%	57.5%
% of FP17s for the same patient ID Re-attending between 3 & 9 months - Adults	2	5	40.0%	48.9%	51.5%	50.4%
% of FP17s for Band 1 Urgent Courses	0	236	0.0%	8.5%	8.0%	9.1%
% of FP17s Relating to Free Repair or Replacements	0	236	0.0%	0.8%	0.8%	0.8%
% of FP17s Relating to Continuations	0	236	0.0%	1.1%	1.2%	1.3%
% of Patients satisfied with the dentistry they have received	0	0	N/A	93.6%	92.8%	92.7%
% of Patients satisfied with the time they had to wait for an appointment	0	0	N/A	90.7%	89.2%	88.8%

* This is based on patients treated on this contract for their most recent course of treatment. Figures in italics indicate the base number of FP17s or Patient Questionnaire responses are less than 100. N/A is shown where the base number of responses is less than 10 during the period. % is calculated as Quantity/Base number*100

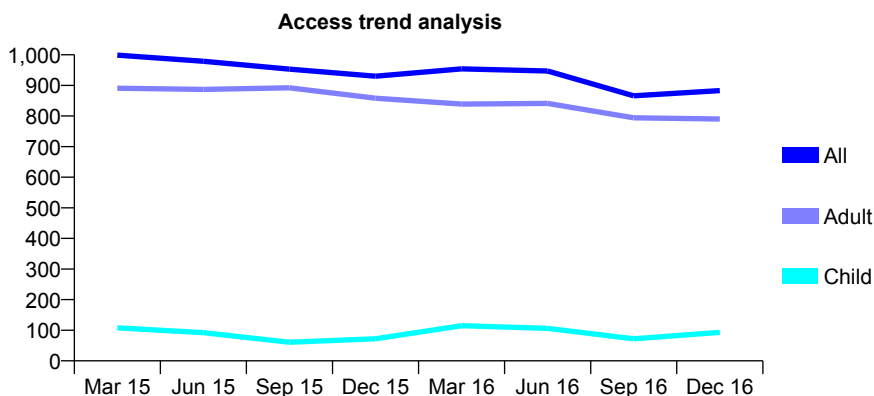
Q57 - Vital Signs At a Glance Contract Report for 199036/0002 - December 2016

Name or company name	North Hill Surgery Ltd
Contract type name	GDS Contract
Purpose of contract	General
Contract start date	01/05/2010
Contract end date	

16/17 Contracted general activity (UDA)	2,500
Carry forward general activity (UDA)	0
16/17 Contracted orthodontic activity (UOA)	0
Carry forward orthodontic activity (UOA)	0
Baseline contract value	£57,775.34

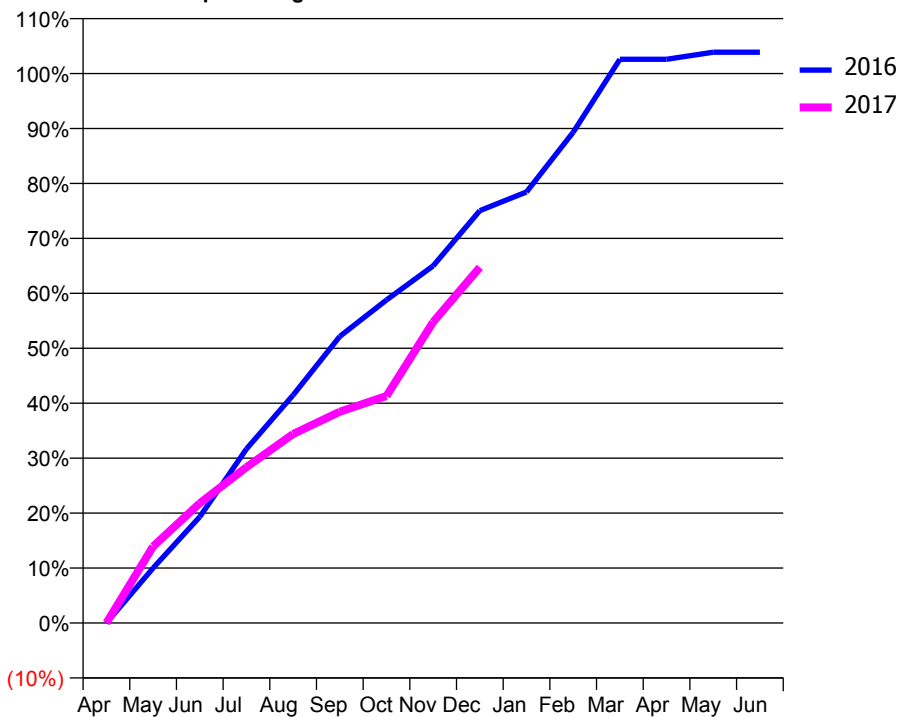
ACCESS*

Patients seen in 24 months	Total	Change since previous quarter
Quarter ending December 2015	930	
Quarter ending March 2016	954	↑
Quarter ending June 2016	947	→
Quarter ending September 2016	866	↓
Quarter ending December 2016	883	→
Variance since December 2015	(5.1%)	↓



ACTIVITY

Cumulative percentage of contracted UDA delivered 2016 & 2017



Month	Adjusted Scheduled Activity (UDA)	
	2016	2017
April	0	0
May	250	348
June	483	545
July	792	709
August	1,037	860
September	1,304	961
October	1,470	1,033
November	1,625	1,370
December	1,876	1,618
January	1,961	
February	2,233	
March	2,565	
April	2,565	
May	2,597	
June	2,597	

QUALITY

	Quantity	Base Number	Contract	AT	Region	England
% of FP17s for the same patient ID Re-attending within 3 months - Children	1	61	1.6%	10.7%	12.1%	12.4%
% of FP17s for the same patient ID Re-attending within 3 months - Adults	47	506	9.3%	15.2%	15.9%	16.6%
% of FP17s for the same patient ID Re-attending between 3 & 9 months - Children	5	61	8.2%	55.5%	58.6%	57.5%
% of FP17s for the same patient ID Re-attending between 3 & 9 months - Adults	154	506	30.4%	48.9%	51.5%	50.4%
% of FP17s for Band 1 Urgent Courses	45	561	8.0%	8.5%	8.0%	9.1%
% of FP17s Relating to Free Repair or Replacements	5	561	0.9%	0.8%	0.8%	0.8%
% of FP17s Relating to Continuations	16	561	2.9%	1.1%	1.2%	1.3%
% of Patients satisfied with the dentistry they have received	3	3	N/A	93.6%	92.8%	92.7%
% of Patients satisfied with the time they had to wait for an appointment	3	3	N/A	90.7%	89.2%	88.8%

* This is based on patients treated on this contract for their most recent course of treatment. Figures in italics indicate the base number of FP17s or Patient Questionnaire responses are less than 100. N/A is shown where the base number of responses is less than 10 during the period. % is calculated as Quantity/Base number*100

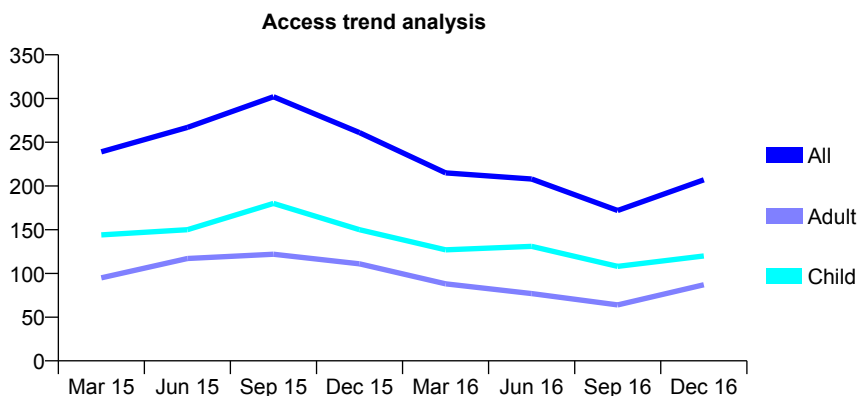
Q57 - Vital Signs At a Glance Contract Report for 199036/0003 - December 2016

Name or company name	North Hill Surgery Ltd
Contract type name	GDS Contract
Purpose of contract	General
Contract start date	01/05/2010
Contract end date	

16/17 Contracted general activity (UDA)	438
Carry forward general activity (UDA)	0
16/17 Contracted orthodontic activity (UOA)	0
Carry forward orthodontic activity (UOA)	0
Baseline contract value	£20,065.76

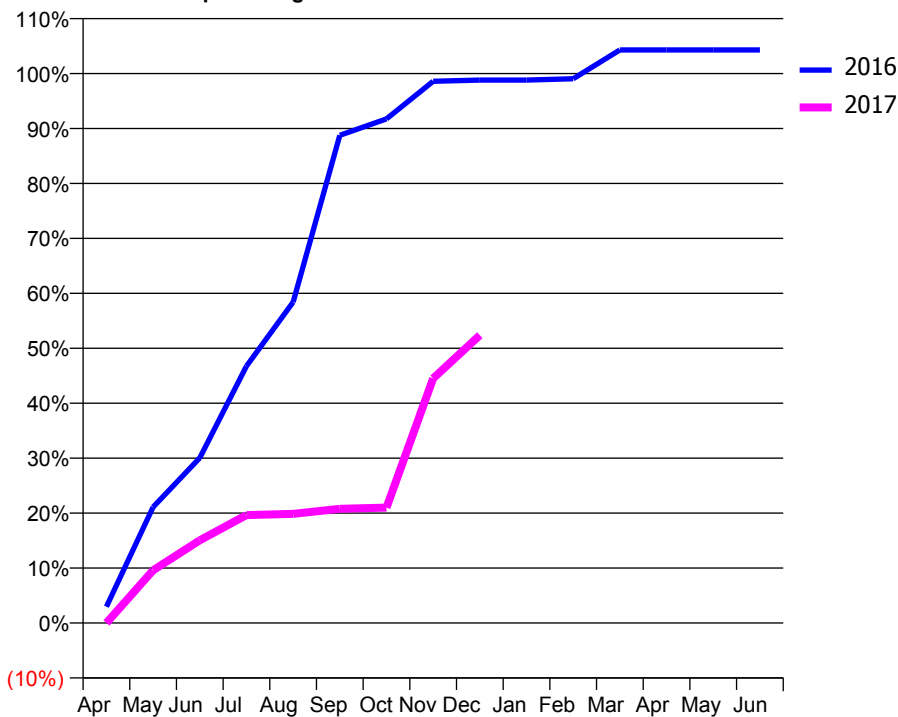
ACCESS*

Patients seen in 24 months	Total	Change since previous quarter
Quarter ending December 2015	261	
Quarter ending March 2016	215	↓
Quarter ending June 2016	208	↓
Quarter ending September 2016	172	↓
Quarter ending December 2016	207	↑
Variance since December 2015	(20.7%)	↓



ACTIVITY

Cumulative percentage of contracted UDA delivered 2016 & 2017



Month	Adjusted Scheduled Activity (UDA)	
	2016	2017
April	13	0
May	92	42
June	132	66
July	205	86
August	256	87
September	389	91
October	402	92
November	432	195
December	433	229
January	433	
February	434	
March	457	
April	457	
May	457	
June	457	

QUALITY

	Quantity	Base Number	Contract	AT	Region	England
% of FP17s for the same patient ID Re-attending within 3 months - Children	3	112	2.7%	10.7%	12.1%	12.4%
% of FP17s for the same patient ID Re-attending within 3 months - Adults	0	23	0.0%	15.2%	15.9%	16.6%
% of FP17s for the same patient ID Re-attending between 3 & 9 months - Children	40	112	35.7%	55.5%	58.6%	57.5%
% of FP17s for the same patient ID Re-attending between 3 & 9 months - Adults	0	23	0.0%	48.9%	51.5%	50.4%
% of FP17s for Band 1 Urgent Courses	2	135	1.5%	8.5%	8.0%	9.1%
% of FP17s Relating to Free Repair or Replacements	0	135	0.0%	0.8%	0.8%	0.8%
% of FP17s Relating to Continuations	2	135	1.5%	1.1%	1.2%	1.3%
% of Patients satisfied with the dentistry they have received	0	0	N/A	93.6%	92.8%	92.7%
% of Patients satisfied with the time they had to wait for an appointment	0	0	N/A	90.7%	89.2%	88.8%

* This is based on patients treated on this contract for their most recent course of treatment. Figures in italics indicate the base number of FP17s or Patient Questionnaire responses are less than 100. N/A is shown where the base number of responses is less than 10 during the period. % is calculated as Quantity/Base number*100

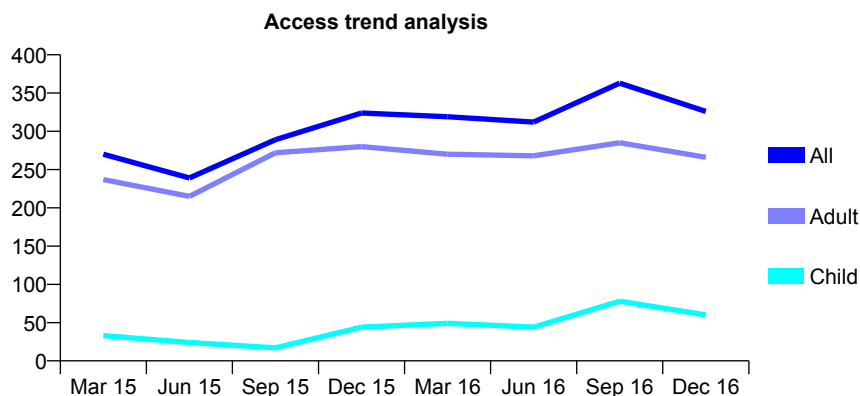
Q57 - Vital Signs At a Glance Contract Report for 199036/0004 - December 2016

Name or company name	North Hill Surgery Ltd
Contract type name	GDS Contract
Purpose of contract	General
Contract start date	01/05/2010
Contract end date	

16/17 Contracted general activity (UDA)	500
Carry forward general activity (UDA)	0
16/17 Contracted orthodontic activity (UOA)	0
Carry forward orthodontic activity (UOA)	0
Baseline contract value	£11,497.19

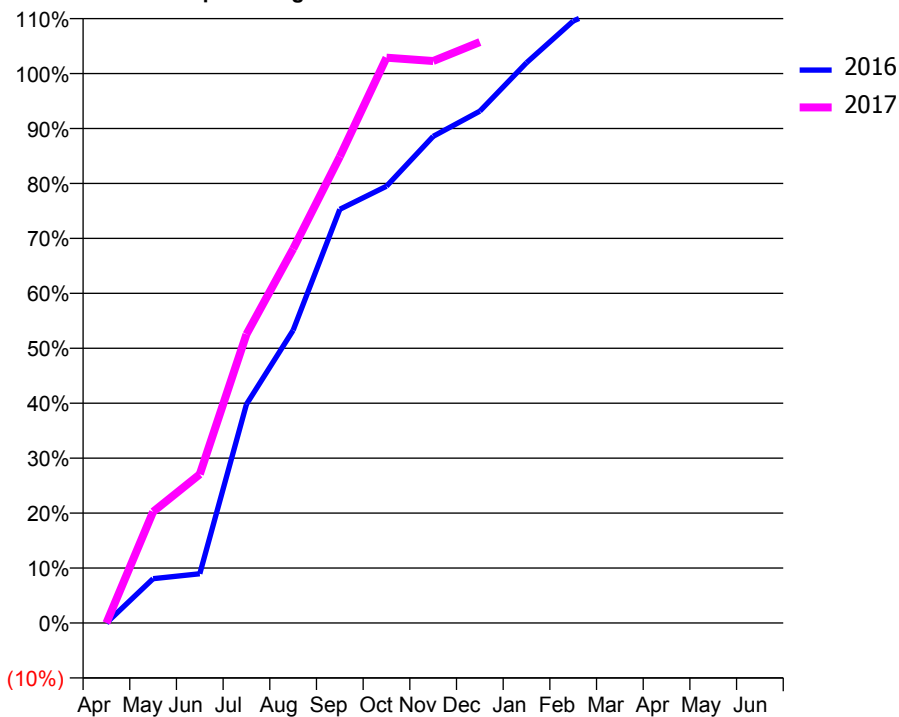
ACCESS*

Patients seen in 24 months	Total	Change since previous quarter
Quarter ending December 2015	324	
Quarter ending March 2016	319	↓
Quarter ending June 2016	312	↓
Quarter ending September 2016	363	↑
Quarter ending December 2016	326	↓
Variance since December 2015	0.6%	→



ACTIVITY

Cumulative percentage of contracted UDA delivered 2016 & 2017



Month	Adjusted Scheduled Activity (UDA)	
	2016	2017
April	0	0
May	40	101
June	45	135
July	199	263
August	266	340
September	376	424
October	397	514
November	443	511
December	466	529
January	510	
February	548	
March	566	
April	566	
May	566	
June	566	

QUALITY

	Quantity	Base Number	Contract	AT	Region	England
% of FP17s for the same patient ID Re-attending within 3 months - Children	0	77	0.0%	10.7%	12.1%	12.4%
% of FP17s for the same patient ID Re-attending within 3 months - Adults	16	141	11.3%	15.2%	15.9%	16.6%
% of FP17s for the same patient ID Re-attending between 3 & 9 months - Children	16	77	20.8%	55.5%	58.6%	57.5%
% of FP17s for the same patient ID Re-attending between 3 & 9 months - Adults	24	141	17.0%	48.9%	51.5%	50.4%
% of FP17s for Band 1 Urgent Courses	8	218	3.7%	8.5%	8.0%	9.1%
% of FP17s Relating to Free Repair or Replacements	0	218	0.0%	0.8%	0.8%	0.8%
% of FP17s Relating to Continuations	7	218	3.2%	1.1%	1.2%	1.3%
% of Patients satisfied with the dentistry they have received	0	0	N/A	93.6%	92.8%	92.7%
% of Patients satisfied with the time they had to wait for an appointment	0	0	N/A	90.7%	89.2%	88.8%

* This is based on patients treated on this contract for their most recent course of treatment. Figures in italics indicate the base number of FP17s or Patient Questionnaire responses are less than 100. N/A is shown where the base number of responses is less than 10 during the period. % is calculated as Quantity/Base number*100

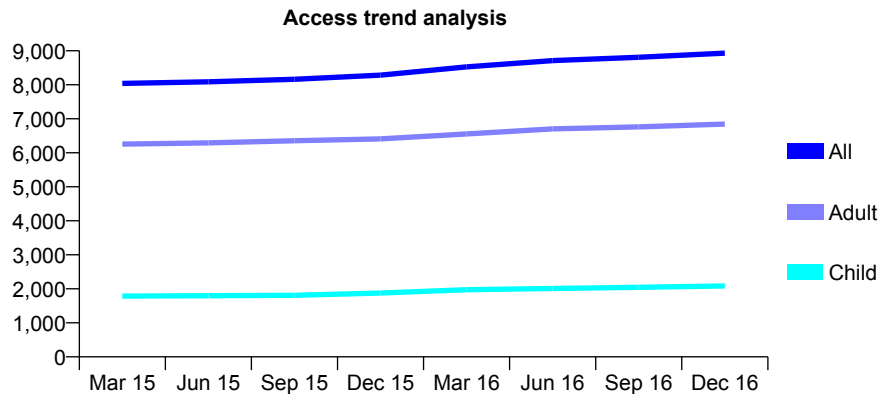
Q57 - Vital Signs At a Glance Contract Report for 199559/0002 - December 2016

Name or company name	Parmar Dental
Contract type name	GDS Contract
Purpose of contract	General
Contract start date	23/08/2011
Contract end date	

16/17 Contracted general activity (UDA)	24,128
Carry forward general activity (UDA)	-169
16/17 Contracted orthodontic activity (UOA)	0
Carry forward orthodontic activity (UOA)	0
Baseline contract value	£609,253.76

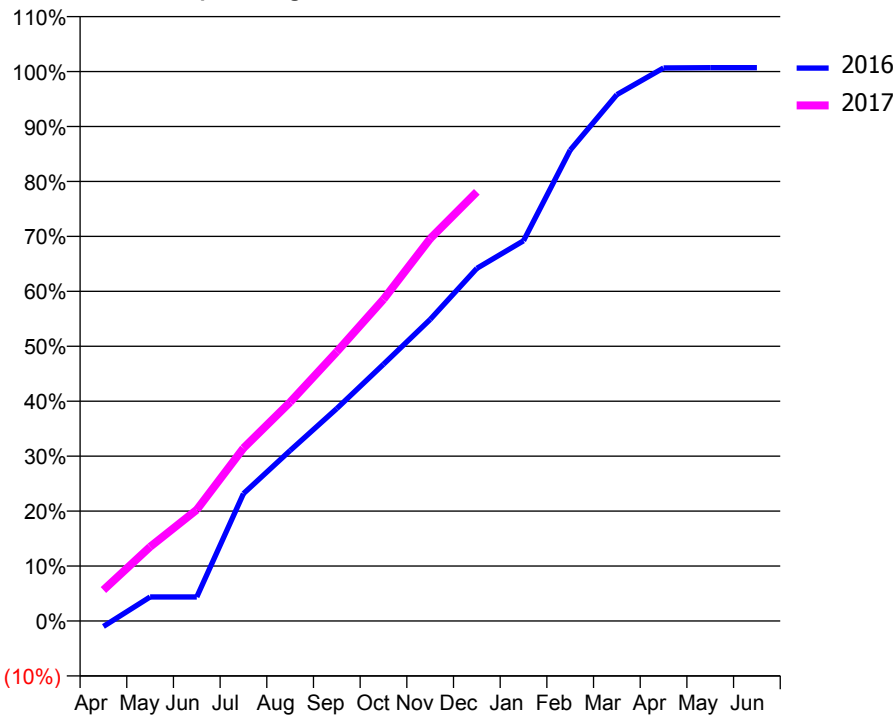
ACCESS*

Patients seen in 24 months	Total	Change since previous quarter
Quarter ending December 2015	8,284	
Quarter ending March 2016	8,528	↑
Quarter ending June 2016	8,712	↑
Quarter ending September 2016	8,810	→
Quarter ending December 2016	8,931	→
Variance since December 2015	7.8%	↑



ACTIVITY

Cumulative percentage of contracted UDA delivered 2016 & 2017



Month	Adjusted Scheduled Activity (UDA)	
	2016	2017
April	-245	1,361
May	1,054	3,261
June	1,054	4,887
July	5,592	7,592
August	7,487	9,614
September	9,330	11,823
October	11,271	14,124
November	13,239	16,790
December	15,481	18,844
January	16,697	
February	20,678	
March	23,115	
April	24,286	
May	24,297	
June	24,297	

QUALITY

	Quantity	Base Number	Contract	AT	Region	England
% of FP17s for the same patient ID Re-attending within 3 months - Children	228	2,422	9.4%	10.7%	12.1%	12.4%
% of FP17s for the same patient ID Re-attending within 3 months - Adults	1,321	7,711	17.1%	15.2%	15.9%	16.6%
% of FP17s for the same patient ID Re-attending between 3 & 9 months - Children	1,428	2,422	59.0%	55.5%	58.6%	57.5%
% of FP17s for the same patient ID Re-attending between 3 & 9 months - Adults	4,303	7,711	55.8%	48.9%	51.5%	50.4%
% of FP17s for Band 1 Urgent Courses	1,153	9,530	12.1%	8.5%	8.0%	9.1%
% of FP17s Relating to Free Repair or Replacements	98	9,530	1.0%	0.8%	0.8%	0.8%
% of FP17s Relating to Continuations	80	9,530	0.8%	1.1%	1.2%	1.3%
% of Patients satisfied with the dentistry they have received	20	20	100.0%	93.6%	92.8%	92.7%
% of Patients satisfied with the time they had to wait for an appointment	19	20	95.0%	90.7%	89.2%	88.8%

* This is based on patients treated on this contract for their most recent course of treatment. Figures in italics indicate the base number of FP17s or Patient Questionnaire responses are less than 100. N/A is shown where the base number of responses is less than 10 during the period. % is calculated as Quantity/Base number*100

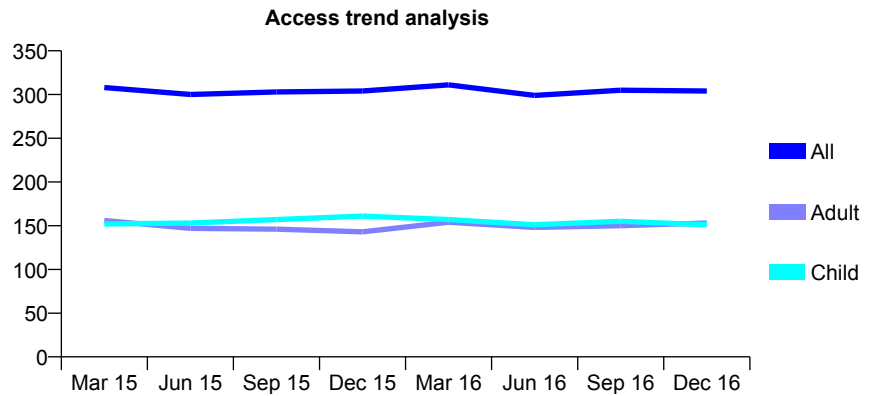
Q57 - Vital Signs At a Glance Contract Report for 205230/0002 - December 2016

Name or company name	Oakmor Dental Centre
Contract type name	GDS Contract
Purpose of contract	General
Contract start date	05/05/2011
Contract end date	

16/17 Contracted general activity (UDA)	888
Carry forward general activity (UDA)	-7
16/17 Contracted orthodontic activity (UOA)	0
Carry forward orthodontic activity (UOA)	0
Baseline contract value	£19,628.88

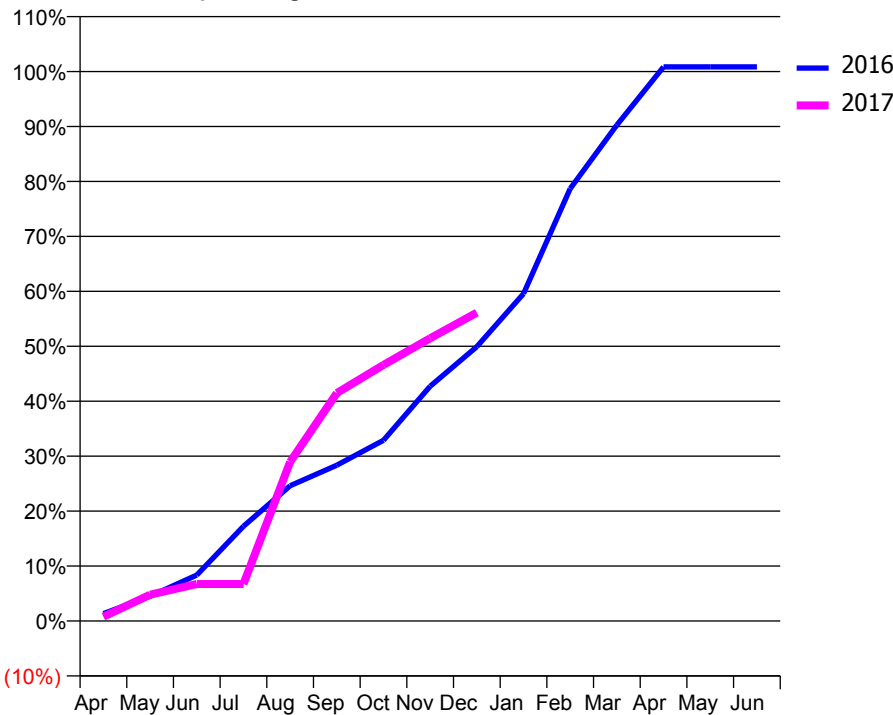
ACCESS*

Patients seen in 24 months	Total	Change since previous quarter
Quarter ending December 2015	304	
Quarter ending March 2016	311	↑
Quarter ending June 2016	299	↓
Quarter ending September 2016	305	↑
Quarter ending December 2016	304	→
Variance since December 2015	0.0%	→



ACTIVITY

Cumulative percentage of contracted UDA delivered 2016 & 2017



Month	Adjusted Scheduled Activity (UDA)	
	2016	2017
April	12	7
May	40	43
June	74	60
July	153	60
August	219	257
September	252	368
October	292	414
November	379	457
December	443	498
January	529	
February	699	
March	802	
April	895	
May	895	
June	895	

QUALITY

	Quantity	Base Number	Contract	AT	Region	England
% of FP17s for the same patient ID Re-attending within 3 months - Children	54	240	22.5%	10.7%	12.1%	12.4%
% of FP17s for the same patient ID Re-attending within 3 months - Adults	10	134	7.5%	15.2%	15.9%	16.6%
% of FP17s for the same patient ID Re-attending between 3 & 9 months - Children	144	240	60.0%	55.5%	58.6%	57.5%
% of FP17s for the same patient ID Re-attending between 3 & 9 months - Adults	79	134	59.0%	48.9%	51.5%	50.4%
% of FP17s for Band 1 Urgent Courses	22	326	6.7%	8.5%	8.0%	9.1%
% of FP17s Relating to Free Repair or Replacements	0	326	0.0%	0.8%	0.8%	0.8%
% of FP17s Relating to Continuations	0	326	0.0%	1.1%	1.2%	1.3%
% of Patients satisfied with the dentistry they have received	0	0	N/A	93.6%	92.8%	92.7%
% of Patients satisfied with the time they had to wait for an appointment	0	0	N/A	90.7%	89.2%	88.8%

* This is based on patients treated on this contract for their most recent course of treatment. Figures in italics indicate the base number of FP17s or Patient Questionnaire responses are less than 100. N/A is shown where the base number of responses is less than 10 during the period. % is calculated as Quantity/Base number*100

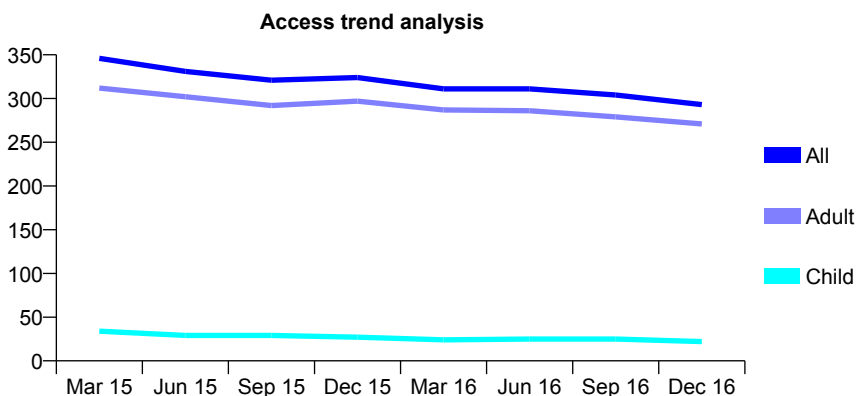
Q57 - Vital Signs At a Glance Contract Report for 207837/0002 - December 2016

Name or company name	MR RK DESAI
Contract type name	GDS Contract
Purpose of contract	General
Contract start date	01/04/2006
Contract end date	

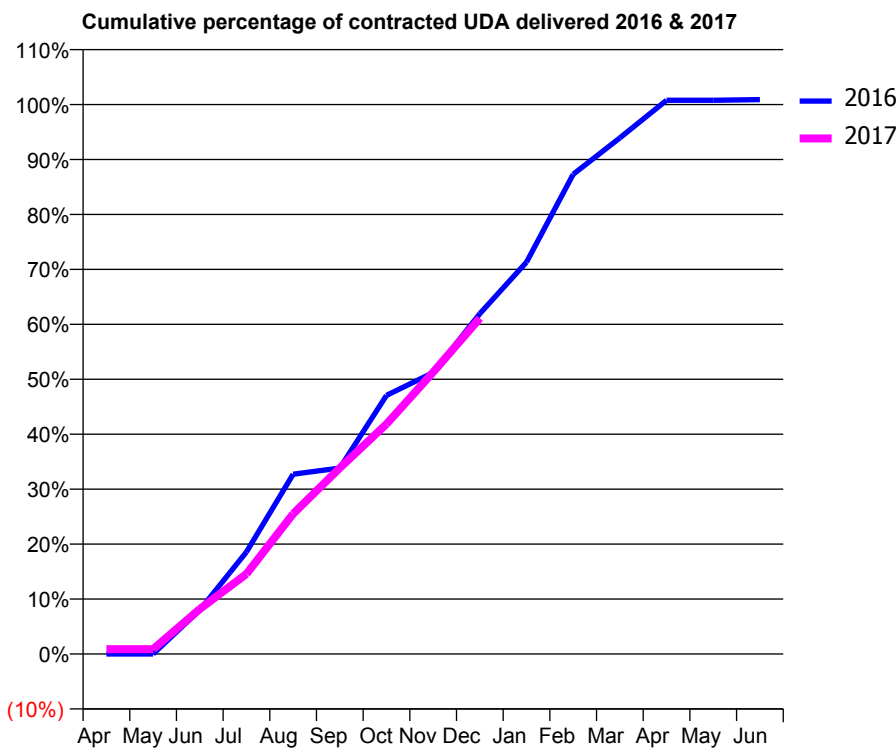
16/17 Contracted general activity (UDA)	800
Carry forward general activity (UDA)	-7
16/17 Contracted orthodontic activity (UOA)	0
Carry forward orthodontic activity (UOA)	0
Baseline contract value	£24,494.19

ACCESS*

Patients seen in 24 months	Total	Change since previous quarter
Quarter ending December 2015	324	
Quarter ending March 2016	311	↓
Quarter ending June 2016	311	→
Quarter ending September 2016	304	↓
Quarter ending December 2016	293	↓
Variance since December 2015	(9.6%)	↓



ACTIVITY



Month	Adjusted Scheduled Activity (UDA)	
	2016	2017
April	0	7
May	0	7
June	64	66
July	149	117
August	262	204
September	271	271
October	377	335
November	410	410
December	496	489
January	570	
February	698	
March	751	
April	806	
May	806	
June	807	

QUALITY

	Quantity	Base Number	Contract	AT	Region	England
% of FP17s for the same patient ID Re-attending within 3 months - Children	0	24	0.0%	10.7%	12.1%	12.4%
% of FP17s for the same patient ID Re-attending within 3 months - Adults	15	226	6.6%	15.2%	15.9%	16.6%
% of FP17s for the same patient ID Re-attending between 3 & 9 months - Children	12	24	50.0%	55.5%	58.6%	57.5%
% of FP17s for the same patient ID Re-attending between 3 & 9 months - Adults	72	226	31.9%	48.9%	51.5%	50.4%
% of FP17s for Band 1 Urgent Courses	54	221	24.4%	8.5%	8.0%	9.1%
% of FP17s Relating to Free Repair or Replacements	7	221	3.2%	0.8%	0.8%	0.8%
% of FP17s Relating to Continuations	4	221	1.8%	1.1%	1.2%	1.3%
% of Patients satisfied with the dentistry they have received	2	2	N/A	93.6%	92.8%	92.7%
% of Patients satisfied with the time they had to wait for an appointment	2	2	N/A	90.7%	89.2%	88.8%

* This is based on patients treated on this contract for their most recent course of treatment. Figures in italics indicate the base number of FP17s or Patient Questionnaire responses are less than 100. N/A is shown where the base number of responses is less than 10 during the period. % is calculated as Quantity/Base number*100

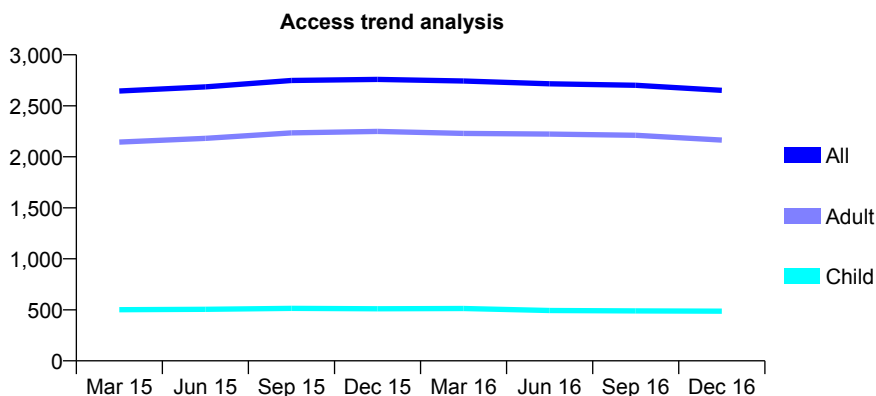
Q57 - Vital Signs At a Glance Contract Report for 209708/0001 - December 2016

Name or company name	Dedham Dental Surgery
Contract type name	GDS Contract
Purpose of contract	General
Contract start date	01/04/2006
Contract end date	

16/17 Contracted general activity (UDA)	6,426
Carry forward general activity (UDA)	-129
16/17 Contracted orthodontic activity (UOA)	0
Carry forward orthodontic activity (UOA)	0
Baseline contract value	£188,891.23

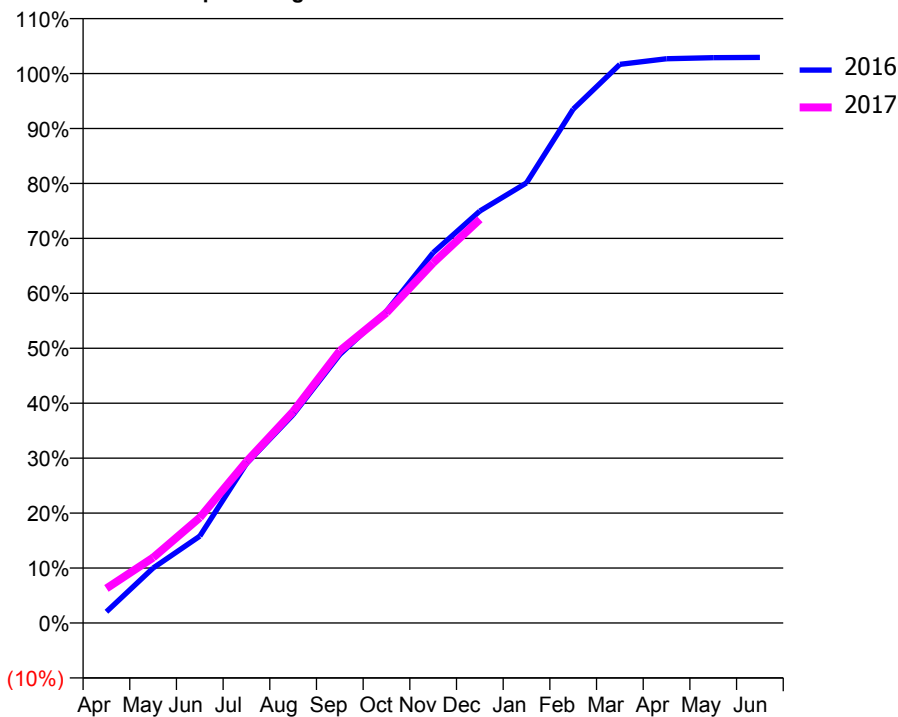
ACCESS*

Patients seen in 24 months	Total	Change since previous quarter
Quarter ending December 2015	2,759	
Quarter ending March 2016	2,743	→
Quarter ending June 2016	2,716	→
Quarter ending September 2016	2,701	→
Quarter ending December 2016	2,651	↓
Variance since December 2015	(3.9%)	↓



ACTIVITY

Cumulative percentage of contracted UDA delivered 2016 & 2017



Month	2016	2017
April	132	404
May	643	764
June	1,016	1,233
July	1,864	1,888
August	2,436	2,472
September	3,140	3,183
October	3,647	3,628
November	4,331	4,211
December	4,817	4,720
January	5,146	
February	6,010	
March	6,533	
April	6,599	
May	6,611	
June	6,614	

QUALITY

	Quantity	Base Number	Contract	AT	Region	England
% of FP17s for the same patient ID Re-attending within 3 months - Children	16	504	3.2%	10.7%	12.1%	12.4%
% of FP17s for the same patient ID Re-attending within 3 months - Adults	347	2,413	14.4%	15.2%	15.9%	16.6%
% of FP17s for the same patient ID Re-attending between 3 & 9 months - Children	311	504	61.7%	55.5%	58.6%	57.5%
% of FP17s for the same patient ID Re-attending between 3 & 9 months - Adults	1,454	2,413	60.3%	48.9%	51.5%	50.4%
% of FP17s for Band 1 Urgent Courses	237	2,900	8.2%	8.5%	8.0%	9.1%
% of FP17s Relating to Free Repair or Replacements	25	2,900	0.9%	0.8%	0.8%	0.8%
% of FP17s Relating to Continuations	18	2,900	0.6%	1.1%	1.2%	1.3%
% of Patients satisfied with the dentistry they have received	2	2	N/A	93.6%	92.8%	92.7%
% of Patients satisfied with the time they had to wait for an appointment	2	2	N/A	90.7%	89.2%	88.8%

* This is based on patients treated on this contract for their most recent course of treatment. Figures in italics indicate the base number of FP17s or Patient Questionnaire responses are less than 100. N/A is shown where the base number of responses is less than 10 during the period. % is calculated as Quantity/Base number*100

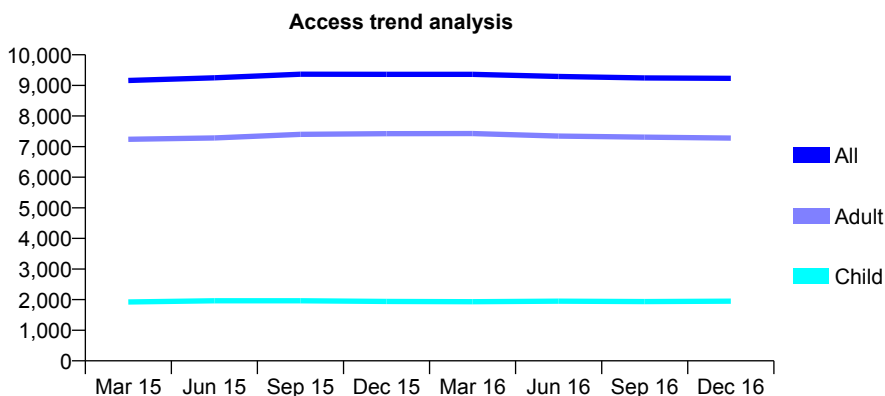
Q57 - Vital Signs At a Glance Contract Report for 219045/0001 - December 2016

Name or company name	MR PJ POWER
Contract type name	GDS Contract
Purpose of contract	General
Contract start date	01/04/2006
Contract end date	

16/17 Contracted general activity (UDA)	26,541
Carry forward general activity (UDA)	-9
16/17 Contracted orthodontic activity (UOA)	0
Carry forward orthodontic activity (UOA)	0
Baseline contract value	£736,305.91

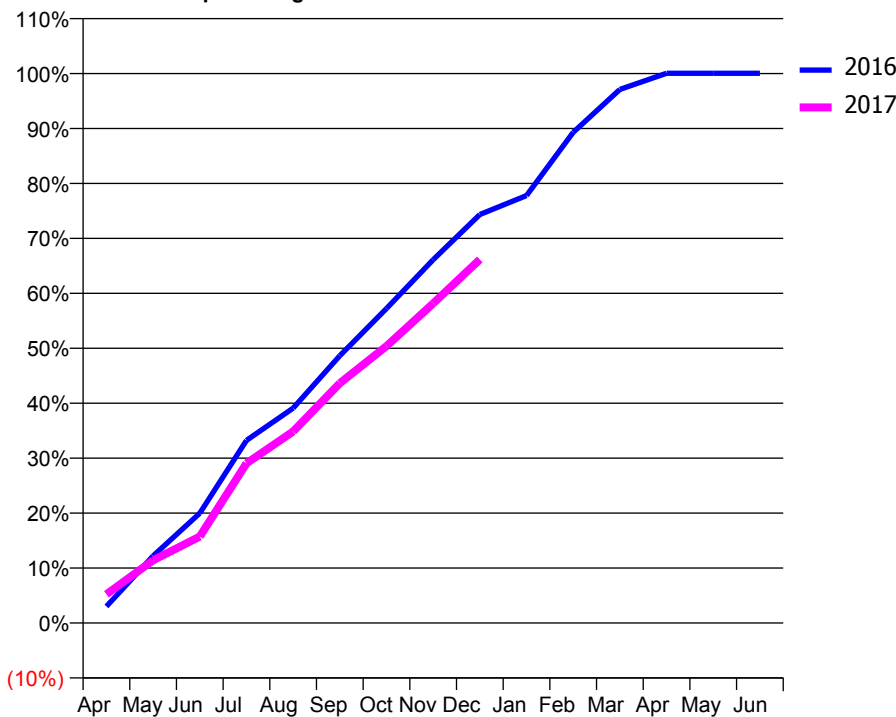
ACCESS*

Patients seen in 24 months	Total	Change since previous quarter
Quarter ending December 2015	9,362	
Quarter ending March 2016	9,360	→
Quarter ending June 2016	9,292	→
Quarter ending September 2016	9,246	→
Quarter ending December 2016	9,230	→
Variance since December 2015	(1.4%)	↓



ACTIVITY

Cumulative percentage of contracted UDA delivered 2016 & 2017



Month	Adjusted Scheduled Activity (UDA)	
	2016	2017
April	800	1,388
May	3,244	3,033
June	5,307	4,178
July	8,822	7,715
August	10,382	9,255
September	12,910	11,585
October	15,190	13,373
November	17,549	15,438
December	19,731	17,560
January	20,645	
February	23,699	
March	25,772	
April	26,550	
May	26,550	
June	26,550	

QUALITY

	Quantity	Base Number	Contract	AT	Region	England
% of FP17s for the same patient ID Re-attending within 3 months - Children	99	1,959	5.1%	10.7%	12.1%	12.4%
% of FP17s for the same patient ID Re-attending within 3 months - Adults	894	6,913	12.9%	15.2%	15.9%	16.6%
% of FP17s for the same patient ID Re-attending between 3 & 9 months - Children	1,154	1,959	58.9%	55.5%	58.6%	57.5%
% of FP17s for the same patient ID Re-attending between 3 & 9 months - Adults	3,321	6,913	48.0%	48.9%	51.5%	50.4%
% of FP17s for Band 1 Urgent Courses	849	8,473	10.0%	8.5%	8.0%	9.1%
% of FP17s Relating to Free Repair or Replacements	55	8,473	0.6%	0.8%	0.8%	0.8%
% of FP17s Relating to Continuations	55	8,473	0.6%	1.1%	1.2%	1.3%
% of Patients satisfied with the dentistry they have received	26	27	96.3%	93.6%	92.8%	92.7%
% of Patients satisfied with the time they had to wait for an appointment	23	27	85.2%	90.7%	89.2%	88.8%

* This is based on patients treated on this contract for their most recent course of treatment. Figures in italics indicate the base number of FP17s or Patient Questionnaire responses are less than 100. N/A is shown where the base number of responses is less than 10 during the period. % is calculated as Quantity/Base number*100

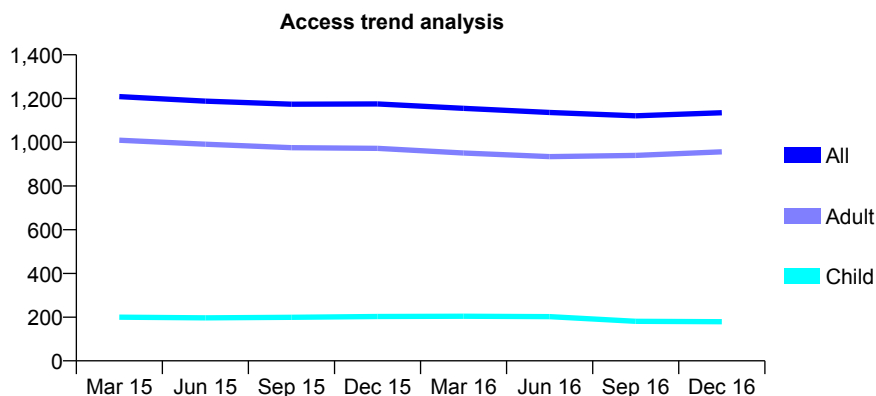
Q57 - Vital Signs At a Glance Contract Report for 220051/0001 - December 2016

Name or company name	MRS SA RANKIN
Contract type name	GDS Contract
Purpose of contract	General
Contract start date	01/04/2006
Contract end date	

16/17 Contracted general activity (UDA)	3,735
Carry forward general activity (UDA)	-20
16/17 Contracted orthodontic activity (UOA)	0
Carry forward orthodontic activity (UOA)	0
Baseline contract value	£81,303.77

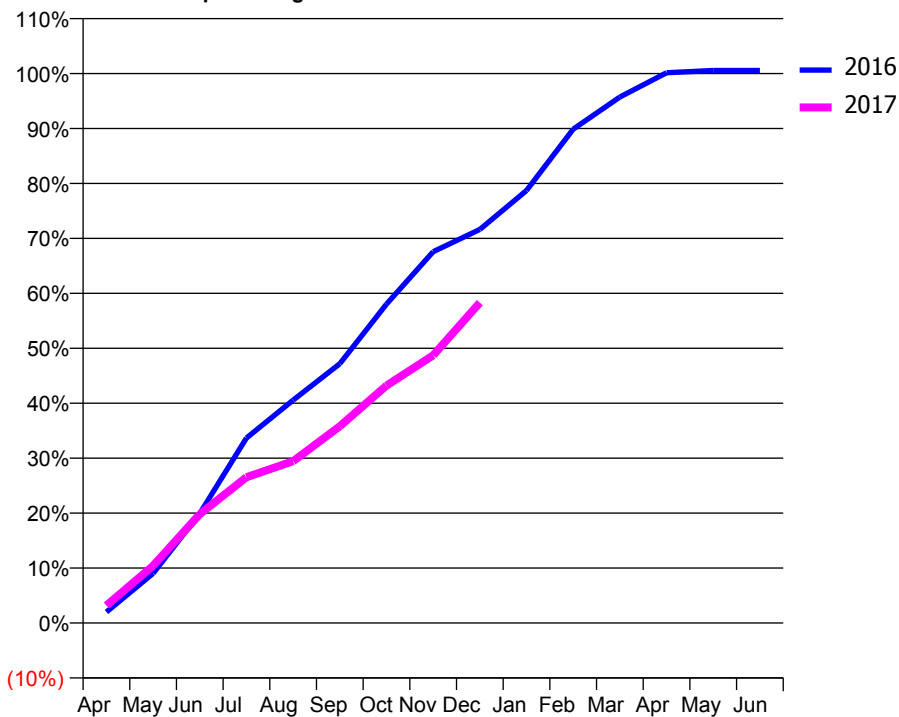
ACCESS*

Patients seen in 24 months	Total	Change since previous quarter
Quarter ending December 2015	1,175	
Quarter ending March 2016	1,155	↓
Quarter ending June 2016	1,136	↓
Quarter ending September 2016	1,121	↓
Quarter ending December 2016	1,135	→
Variance since December 2015	(3.4%)	↓



ACTIVITY

Cumulative percentage of contracted UDA delivered 2016 & 2017



Month	Adjusted Scheduled Activity (UDA)	
	2016	2017
April	75	119
May	338	389
June	745	740
July	1,257	991
August	1,515	1,100
September	1,763	1,337
October	2,168	1,614
November	2,524	1,820
December	2,675	2,178
January	2,940	
February	3,357	
March	3,575	
April	3,740	
May	3,755	
June	3,755	

QUALITY

	Quantity	Base Number	Contract	AT	Region	England
% of FP17s for the same patient ID Re-attending within 3 months - Children	6	171	3.5%	10.7%	12.1%	12.4%
% of FP17s for the same patient ID Re-attending within 3 months - Adults	134	907	14.8%	15.2%	15.9%	16.6%
% of FP17s for the same patient ID Re-attending between 3 & 9 months - Children	91	171	53.2%	55.5%	58.6%	57.5%
% of FP17s for the same patient ID Re-attending between 3 & 9 months - Adults	376	907	41.5%	48.9%	51.5%	50.4%
% of FP17s for Band 1 Urgent Courses	137	1,035	13.2%	8.5%	8.0%	9.1%
% of FP17s Relating to Free Repair or Replacements	16	1,035	1.5%	0.8%	0.8%	0.8%
% of FP17s Relating to Continuations	22	1,035	2.1%	1.1%	1.2%	1.3%
% of Patients satisfied with the dentistry they have received	4	4	N/A	93.6%	92.8%	92.7%
% of Patients satisfied with the time they had to wait for an appointment	3	4	N/A	90.7%	89.2%	88.8%

* This is based on patients treated on this contract for their most recent course of treatment. Figures in italics indicate the base number of FP17s or Patient Questionnaire responses are less than 100. N/A is shown where the base number of responses is less than 10 during the period. % is calculated as Quantity/Base number*100

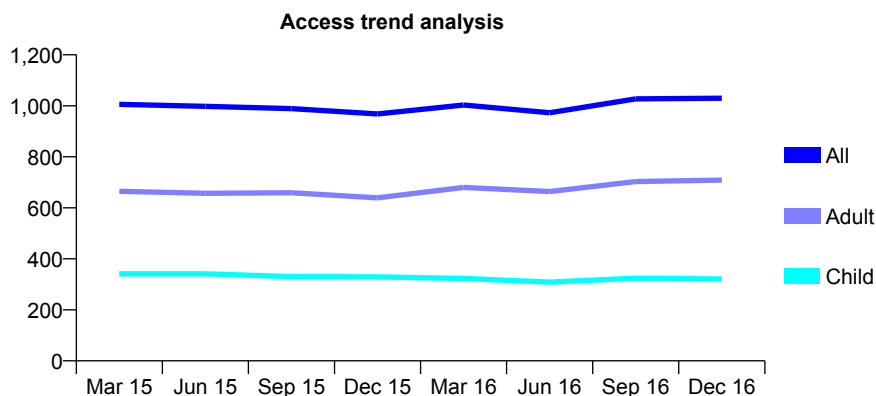
Q57 - Vital Signs At a Glance Contract Report for 221694/0001 - December 2016

Name or company name	MR MP GOODCHILD
Contract type name	GDS Contract
Purpose of contract	General
Contract start date	01/04/2006
Contract end date	

16/17 Contracted general activity (UDA)	2,861
Carry forward general activity (UDA)	96
16/17 Contracted orthodontic activity (UOA)	0
Carry forward orthodontic activity (UOA)	0
Baseline contract value	£70,403.44

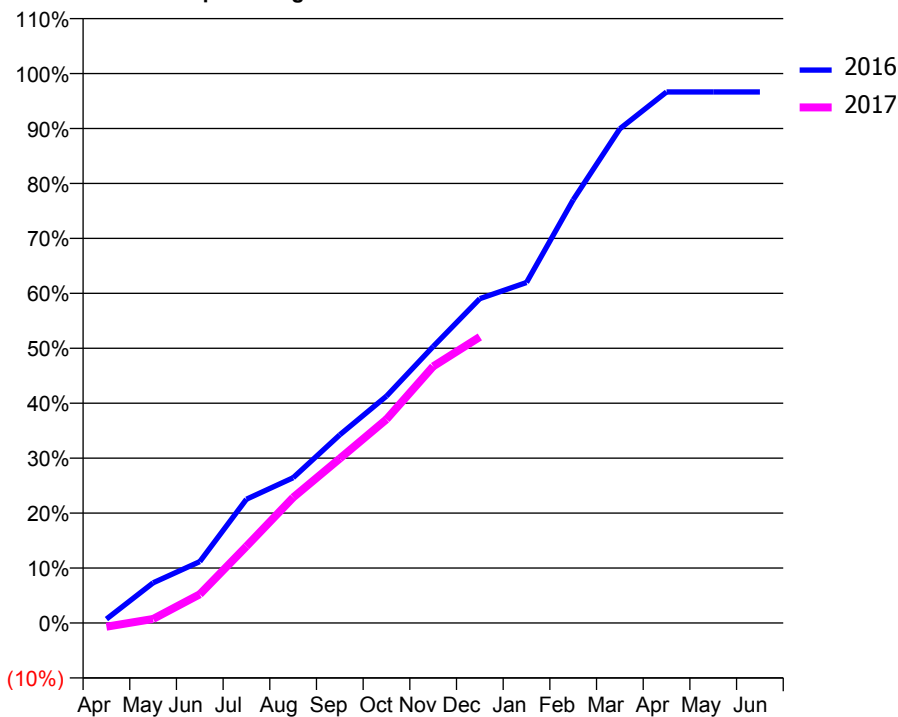
ACCESS*

Patients seen in 24 months	Total	Change since previous quarter
Quarter ending December 2015	968	
Quarter ending March 2016	1,003	↑
Quarter ending June 2016	973	↓
Quarter ending September 2016	1,027	↑
Quarter ending December 2016	1,030	→
Variance since December 2015	6.4%	↑



ACTIVITY

Cumulative percentage of contracted UDA delivered 2016 & 2017



Month	Adjusted Scheduled Activity (UDA)	
	2016	2017
April	20	-20
May	210	21
June	320	150
July	645	400
August	756	653
September	980	856
October	1,181	1,061
November	1,440	1,336
December	1,689	1,490
January	1,773	
February	2,204	
March	2,574	
April	2,765	
May	2,765	
June	2,765	

QUALITY

	Quantity	Base Number	Contract	AT	Region	England
% of FP17s for the same patient ID Re-attending within 3 months - Children	28	343	8.2%	10.7%	12.1%	12.4%
% of FP17s for the same patient ID Re-attending within 3 months - Adults	60	564	10.6%	15.2%	15.9%	16.6%
% of FP17s for the same patient ID Re-attending between 3 & 9 months - Children	212	343	61.8%	55.5%	58.6%	57.5%
% of FP17s for the same patient ID Re-attending between 3 & 9 months - Adults	243	564	43.1%	48.9%	51.5%	50.4%
% of FP17s for Band 1 Urgent Courses	73	833	8.8%	8.5%	8.0%	9.1%
% of FP17s Relating to Free Repair or Replacements	1	833	0.1%	0.8%	0.8%	0.8%
% of FP17s Relating to Continuations	4	833	0.5%	1.1%	1.2%	1.3%
% of Patients satisfied with the dentistry they have received	1	1	N/A	93.6%	92.8%	92.7%
% of Patients satisfied with the time they had to wait for an appointment	1	1	N/A	90.7%	89.2%	88.8%

* This is based on patients treated on this contract for their most recent course of treatment. Figures in italics indicate the base number of FP17s or Patient Questionnaire responses are less than 100. N/A is shown where the base number of responses is less than 10 during the period. % is calculated as Quantity/Base number*100

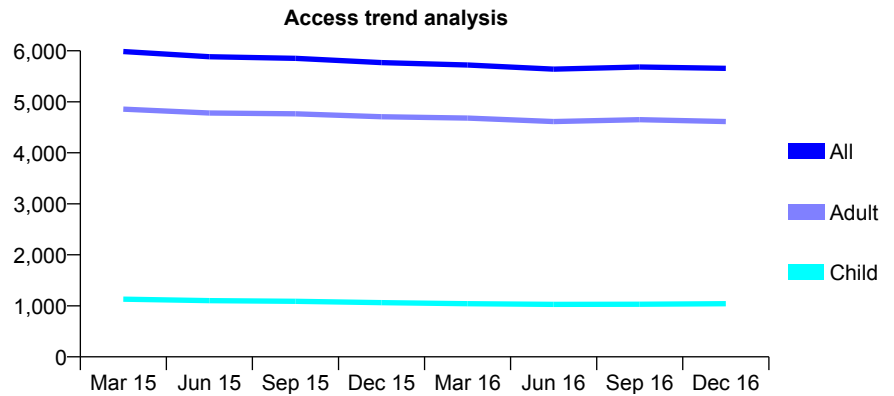
Q57 - Vital Signs At a Glance Contract Report for 229598/0001 - December 2016

Name or company name	Heybridge Dental Practice Partnership
Contract type name	GDS Contract
Purpose of contract	General
Contract start date	01/04/2006
Contract end date	

16/17 Contracted general activity (UDA)	21,357
Carry forward general activity (UDA)	0
16/17 Contracted orthodontic activity (UOA)	0
Carry forward orthodontic activity (UOA)	0
Baseline contract value	£625,857.64

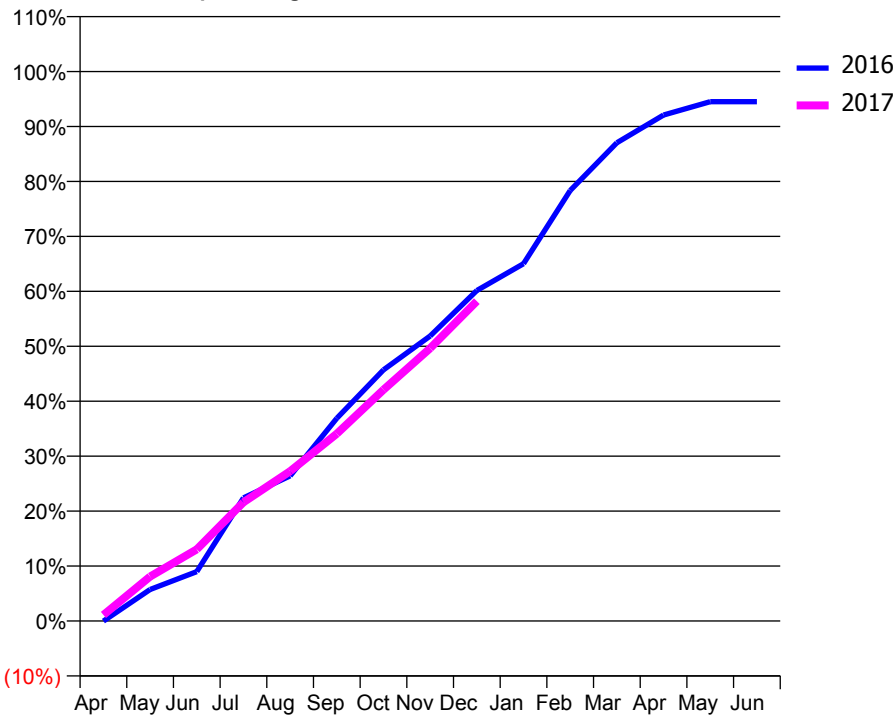
ACCESS*

Patients seen in 24 months	Total	Change since previous quarter
Quarter ending December 2015	5,769	
Quarter ending March 2016	5,722	→
Quarter ending June 2016	5,640	↓
Quarter ending September 2016	5,682	→
Quarter ending December 2016	5,655	→
Variance since December 2015	(2.0%)	↓



ACTIVITY

Cumulative percentage of contracted UDA delivered 2016 & 2017



Month	Adjusted Scheduled Activity (UDA)	
	2016	2017
April	-7	236
May	1,224	1,729
June	1,923	2,787
July	4,788	4,616
August	5,640	5,820
September	7,880	7,280
October	9,761	8,991
November	11,078	10,602
December	12,844	12,433
January	13,886	
February	16,733	
March	18,590	
April	19,667	
May	20,182	
June	20,185	

QUALITY

	Quantity	Base Number	Contract	AT	Region	England
% of FP17s for the same patient ID Re-attending within 3 months - Children	147	1,306	11.3%	10.7%	12.1%	12.4%
% of FP17s for the same patient ID Re-attending within 3 months - Adults	899	5,295	17.0%	15.2%	15.9%	16.6%
% of FP17s for the same patient ID Re-attending between 3 & 9 months - Children	754	1,306	57.7%	55.5%	58.6%	57.5%
% of FP17s for the same patient ID Re-attending between 3 & 9 months - Adults	3,130	5,295	59.1%	48.9%	51.5%	50.4%
% of FP17s for Band 1 Urgent Courses	508	5,638	9.0%	8.5%	8.0%	9.1%
% of FP17s Relating to Free Repair or Replacements	101	5,638	1.8%	0.8%	0.8%	0.8%
% of FP17s Relating to Continuations	98	5,638	1.7%	1.1%	1.2%	1.3%
% of Patients satisfied with the dentistry they have received	9	10	90.0%	93.6%	92.8%	92.7%
% of Patients satisfied with the time they had to wait for an appointment	10	10	100.0%	90.7%	89.2%	88.8%

* This is based on patients treated on this contract for their most recent course of treatment. Figures in italics indicate the base number of FP17s or Patient Questionnaire responses are less than 100. N/A is shown where the base number of responses is less than 10 during the period. % is calculated as Quantity/Base number*100

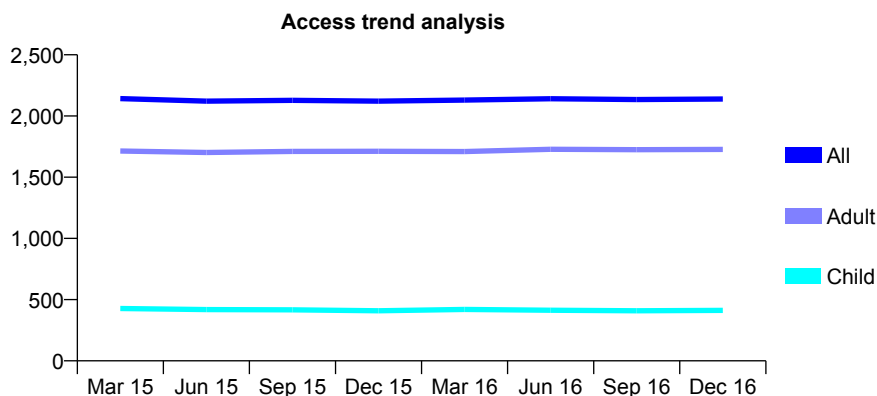
Q57 - Vital Signs At a Glance Contract Report for 237914/0001 - December 2016

Name or company name	MISS S RASHID
Contract type name	GDS Contract
Purpose of contract	General
Contract start date	01/04/2006
Contract end date	

16/17 Contracted general activity (UDA)	6,521
Carry forward general activity (UDA)	234
16/17 Contracted orthodontic activity (UOA)	0
Carry forward orthodontic activity (UOA)	0
Baseline contract value	£149,654.22

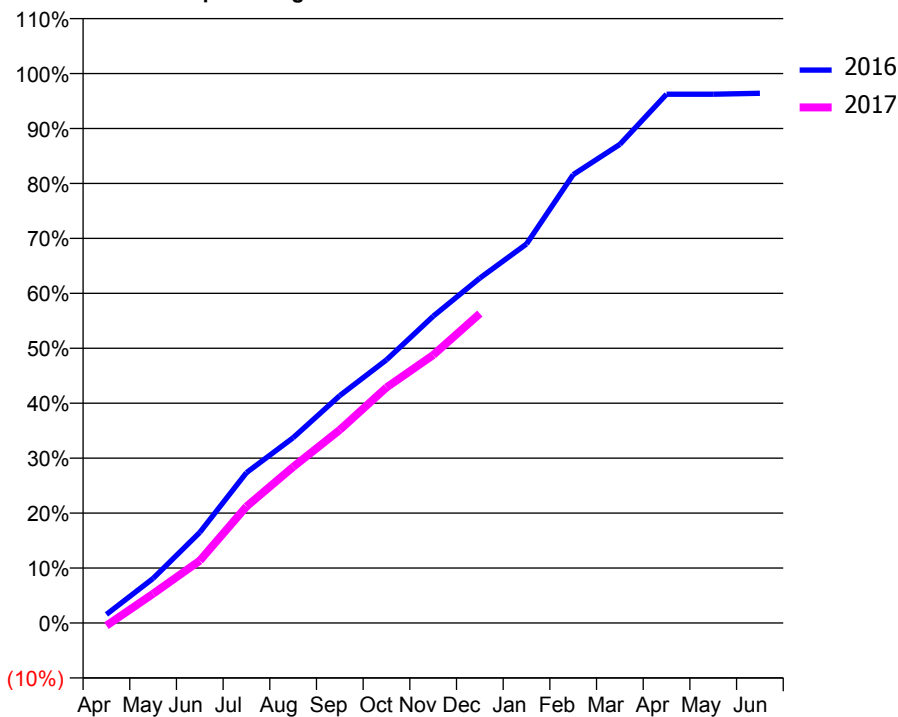
ACCESS*

Patients seen in 24 months	Total	Change since previous quarter
Quarter ending December 2015	2,121	
Quarter ending March 2016	2,130	→
Quarter ending June 2016	2,141	→
Quarter ending September 2016	2,134	→
Quarter ending December 2016	2,139	→
Variance since December 2015	0.8%	→



ACTIVITY

Cumulative percentage of contracted UDA delivered 2016 & 2017



Month	Adjusted Scheduled Activity (UDA)	
	2016	2017
April	102	-33
May	529	347
June	1,076	740
July	1,785	1,382
August	2,198	1,852
September	2,699	2,292
October	3,123	2,796
November	3,640	3,180
December	4,093	3,672
January	4,497	
February	5,321	
March	5,681	
April	6,275	
May	6,275	
June	6,287	

QUALITY

	Quantity	Base Number	Contract	AT	Region	England
% of FP17s for the same patient ID Re-attending within 3 months - Children	33	570	5.8%	10.7%	12.1%	12.4%
% of FP17s for the same patient ID Re-attending within 3 months - Adults	263	2,270	11.6%	15.2%	15.9%	16.6%
% of FP17s for the same patient ID Re-attending between 3 & 9 months - Children	407	570	71.4%	55.5%	58.6%	57.5%
% of FP17s for the same patient ID Re-attending between 3 & 9 months - Adults	1,674	2,270	73.7%	48.9%	51.5%	50.4%
% of FP17s for Band 1 Urgent Courses	61	2,483	2.5%	8.5%	8.0%	9.1%
% of FP17s Relating to Free Repair or Replacements	13	2,483	0.5%	0.8%	0.8%	0.8%
% of FP17s Relating to Continuations	1	2,483	0.0%	1.1%	1.2%	1.3%
% of Patients satisfied with the dentistry they have received	9	9	N/A	93.6%	92.8%	92.7%
% of Patients satisfied with the time they had to wait for an appointment	9	9	N/A	90.7%	89.2%	88.8%

* This is based on patients treated on this contract for their most recent course of treatment. Figures in italics indicate the base number of FP17s or Patient Questionnaire responses are less than 100. N/A is shown where the base number of responses is less than 10 during the period. % is calculated as Quantity/Base number*100

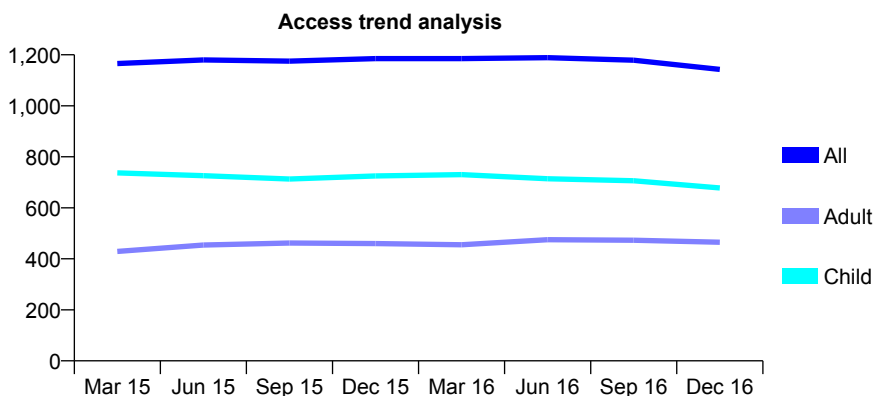
Q57 - Vital Signs At a Glance Contract Report for 239402/0001 - December 2016

Name or company name	MISS CJ COPE
Contract type name	GDS Contract
Purpose of contract	General
Contract start date	01/04/2006
Contract end date	

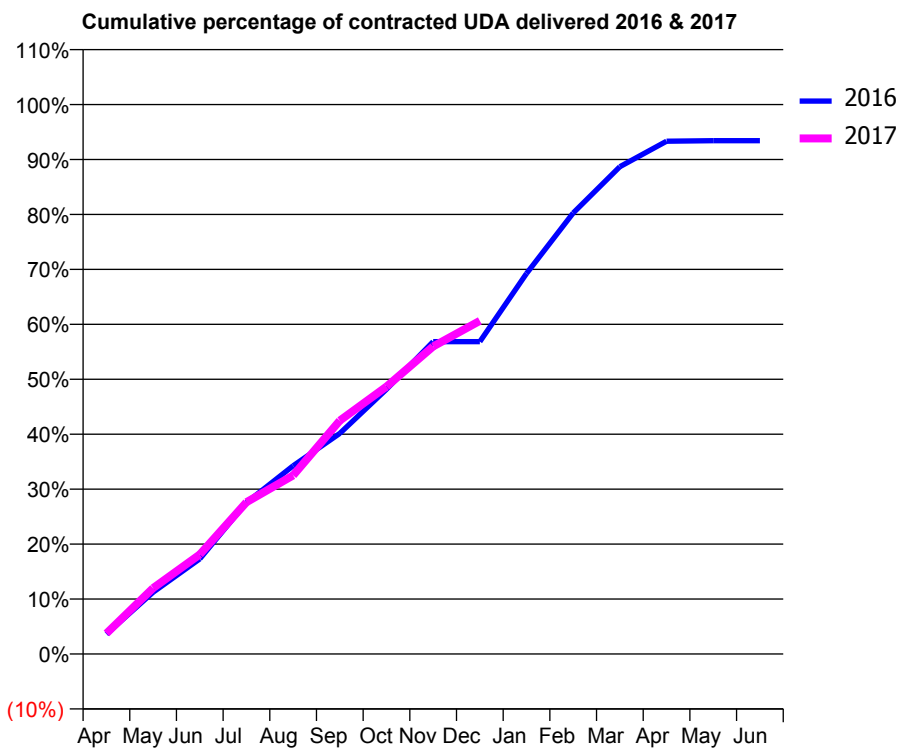
16/17 Contracted general activity (UDA)	3,000
Carry forward general activity (UDA)	0
16/17 Contracted orthodontic activity (UOA)	0
Carry forward orthodontic activity (UOA)	0
Baseline contract value	£79,466.81

ACCESS*

Patients seen in 24 months	Total	Change since previous quarter
Quarter ending December 2015	1,185	
Quarter ending March 2016	1,185	→
Quarter ending June 2016	1,189	→
Quarter ending September 2016	1,179	→
Quarter ending December 2016	1,143	↓
Variance since December 2015	(3.5%)	↓



ACTIVITY



Month	Adjusted Scheduled Activity (UDA)	
	2016	2017
April	109	112
May	337	360
June	519	544
July	826	829
August	1,027	975
September	1,204	1,274
October	1,445	1,460
November	1,705	1,679
December	1,705	1,819
January	2,077	
February	2,408	
March	2,661	
April	2,799	
May	2,802	
June	2,802	

QUALITY

	Quantity	Base Number	Contract	AT	Region	England
% of FP17s for the same patient ID Re-attending within 3 months - Children	78	852	9.2%	10.7%	12.1%	12.4%
% of FP17s for the same patient ID Re-attending within 3 months - Adults	24	361	6.6%	15.2%	15.9%	16.6%
% of FP17s for the same patient ID Re-attending between 3 & 9 months - Children	595	852	69.8%	55.5%	58.6%	57.5%
% of FP17s for the same patient ID Re-attending between 3 & 9 months - Adults	231	361	64.0%	48.9%	51.5%	50.4%
% of FP17s for Band 1 Urgent Courses	53	1,145	4.6%	8.5%	8.0%	9.1%
% of FP17s Relating to Free Repair or Replacements	1	1,145	0.1%	0.8%	0.8%	0.8%
% of FP17s Relating to Continuations	1	1,145	0.1%	1.1%	1.2%	1.3%
% of Patients satisfied with the dentistry they have received	2	2	N/A	93.6%	92.8%	92.7%
% of Patients satisfied with the time they had to wait for an appointment	2	2	N/A	90.7%	89.2%	88.8%

* This is based on patients treated on this contract for their most recent course of treatment. Figures in italics indicate the base number of FP17s or Patient Questionnaire responses are less than 100. N/A is shown where the base number of responses is less than 10 during the period. % is calculated as Quantity/Base number*100

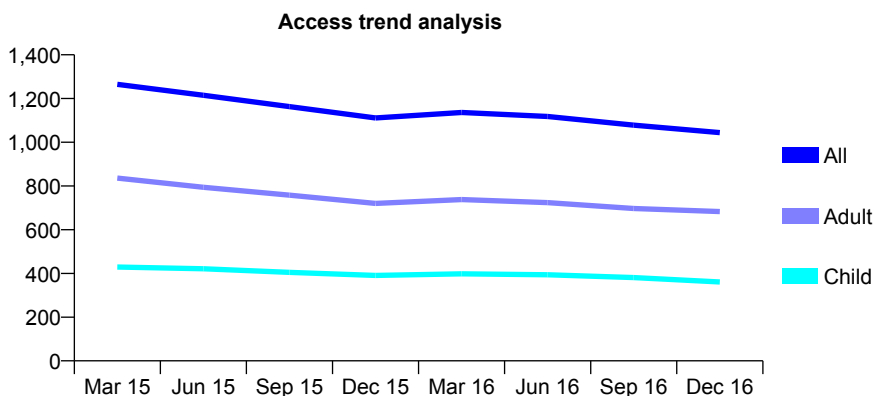
Q57 - Vital Signs At a Glance Contract Report for 243566/0001 - December 2016

Name or company name	MISS M KHANNA
Contract type name	GDS Contract
Purpose of contract	General
Contract start date	01/04/2006
Contract end date	

16/17 Contracted general activity (UDA)	3,000
Carry forward general activity (UDA)	-60
16/17 Contracted orthodontic activity (UOA)	0
Carry forward orthodontic activity (UOA)	0
Baseline contract value	£71,077.72

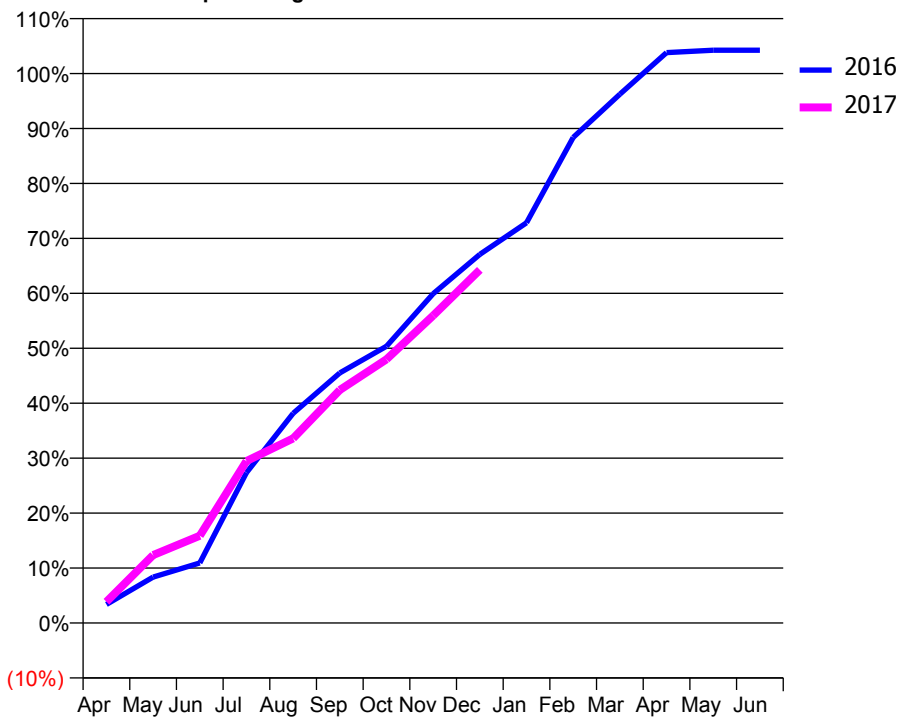
ACCESS*

Patients seen in 24 months	Total	Change since previous quarter
Quarter ending December 2015	1,111	
Quarter ending March 2016	1,136	↑
Quarter ending June 2016	1,118	↓
Quarter ending September 2016	1,078	↓
Quarter ending December 2016	1,044	↓
Variance since December 2015	(6.0%)	↓



ACTIVITY

Cumulative percentage of contracted UDA delivered 2016 & 2017



Month	Adjusted Scheduled Activity (UDA)	
	2016	2017
April	101	116
May	251	371
June	328	476
July	821	884
August	1,145	1,008
September	1,366	1,272
October	1,511	1,440
November	1,798	1,678
December	2,012	1,928
January	2,185	
February	2,651	
March	2,887	
April	3,114	
May	3,127	
June	3,127	

QUALITY

	Quantity	Base Number	Contract	AT	Region	England
% of FP17s for the same patient ID Re-attending within 3 months - Children	15	357	4.2%	10.7%	12.1%	12.4%
% of FP17s for the same patient ID Re-attending within 3 months - Adults	95	732	13.0%	15.2%	15.9%	16.6%
% of FP17s for the same patient ID Re-attending between 3 & 9 months - Children	256	357	71.7%	55.5%	58.6%	57.5%
% of FP17s for the same patient ID Re-attending between 3 & 9 months - Adults	465	732	63.5%	48.9%	51.5%	50.4%
% of FP17s for Band 1 Urgent Courses	37	979	3.8%	8.5%	8.0%	9.1%
% of FP17s Relating to Free Repair or Replacements	4	979	0.4%	0.8%	0.8%	0.8%
% of FP17s Relating to Continuations	0	979	0.0%	1.1%	1.2%	1.3%
% of Patients satisfied with the dentistry they have received	0	0	N/A	93.6%	92.8%	92.7%
% of Patients satisfied with the time they had to wait for an appointment	0	0	N/A	90.7%	89.2%	88.8%

* This is based on patients treated on this contract for their most recent course of treatment. Figures in italics indicate the base number of FP17s or Patient Questionnaire responses are less than 100. N/A is shown where the base number of responses is less than 10 during the period. % is calculated as Quantity/Base number*100

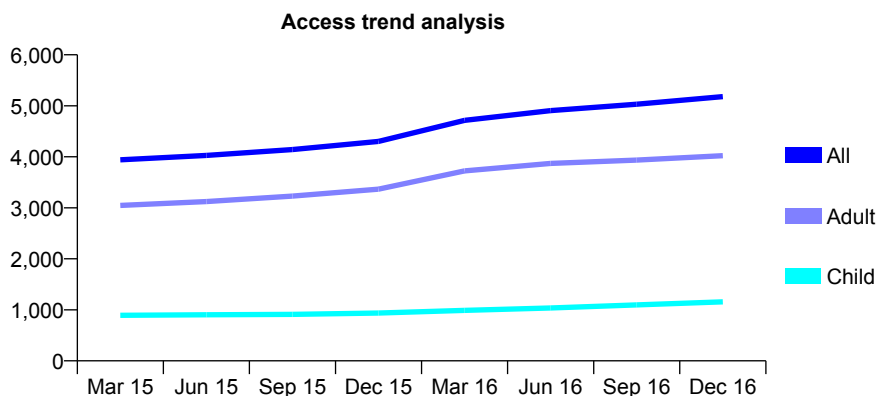
Q57 - Vital Signs At a Glance Contract Report for 251089/0001 - December 2016

Name or company name	MR JC CUDDIGAN
Contract type name	GDS Contract
Purpose of contract	General
Contract start date	01/04/2006
Contract end date	

16/17 Contracted general activity (UDA)	11,799
Carry forward general activity (UDA)	0
16/17 Contracted orthodontic activity (UOA)	0
Carry forward orthodontic activity (UOA)	0
Baseline contract value	£289,356.88

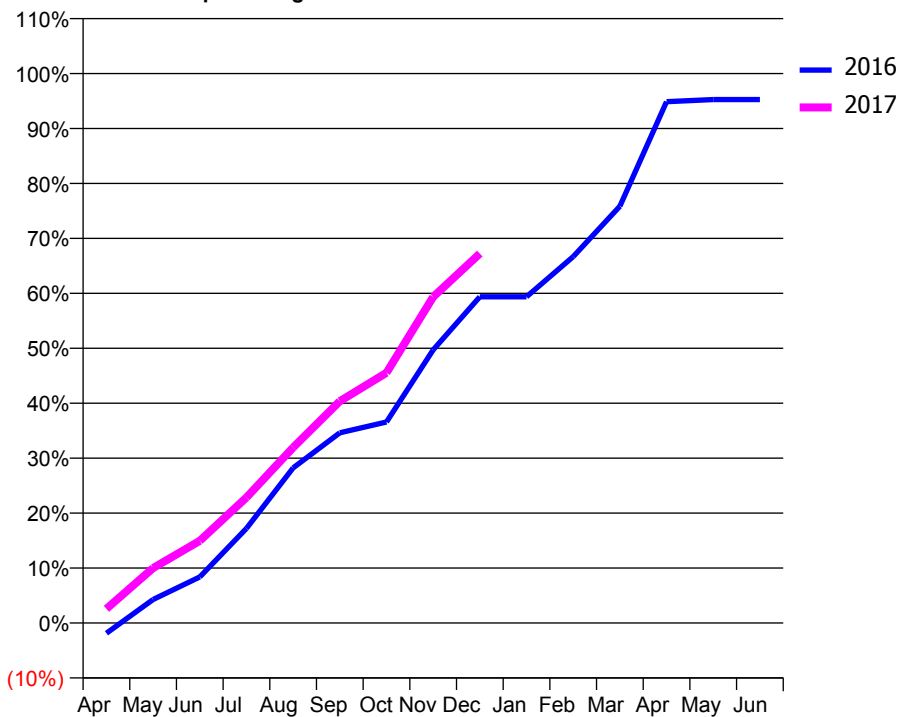
ACCESS*

Patients seen in 24 months	Total	Change since previous quarter
Quarter ending December 2015	4,303	
Quarter ending March 2016	4,714	↑
Quarter ending June 2016	4,906	↑
Quarter ending September 2016	5,031	↑
Quarter ending December 2016	5,181	↑
Variance since December 2015	20.4%	↑



ACTIVITY

Cumulative percentage of contracted UDA delivered 2016 & 2017



Month	Adjusted Scheduled Activity (UDA)	
	2016	2017
April	-221	304
May	507	1,182
June	990	1,766
July	2,031	2,697
August	3,332	3,770
September	4,084	4,763
October	4,317	5,372
November	5,865	7,003
December	7,005	7,933
January	7,005	
February	7,867	
March	8,948	
April	11,195	
May	11,240	
June	11,240	

QUALITY

	Quantity	Base Number	Contract	AT	Region	England
% of FP17s for the same patient ID Re-attending within 3 months - Children	61	1,323	4.6%	10.7%	12.1%	12.4%
% of FP17s for the same patient ID Re-attending within 3 months - Adults	570	4,499	12.7%	15.2%	15.9%	16.6%
% of FP17s for the same patient ID Re-attending between 3 & 9 months - Children	656	1,323	49.6%	55.5%	58.6%	57.5%
% of FP17s for the same patient ID Re-attending between 3 & 9 months - Adults	2,169	4,499	48.2%	48.9%	51.5%	50.4%
% of FP17s for Band 1 Urgent Courses	459	4,595	10.0%	8.5%	8.0%	9.1%
% of FP17s Relating to Free Repair or Replacements	28	4,595	0.6%	0.8%	0.8%	0.8%
% of FP17s Relating to Continuations	27	4,595	0.6%	1.1%	1.2%	1.3%
% of Patients satisfied with the dentistry they have received	16	17	94.1%	93.6%	92.8%	92.7%
% of Patients satisfied with the time they had to wait for an appointment	14	17	82.4%	90.7%	89.2%	88.8%

* This is based on patients treated on this contract for their most recent course of treatment. Figures in italics indicate the base number of FP17s or Patient Questionnaire responses are less than 100. N/A is shown where the base number of responses is less than 10 during the period. % is calculated as Quantity/Base number*100

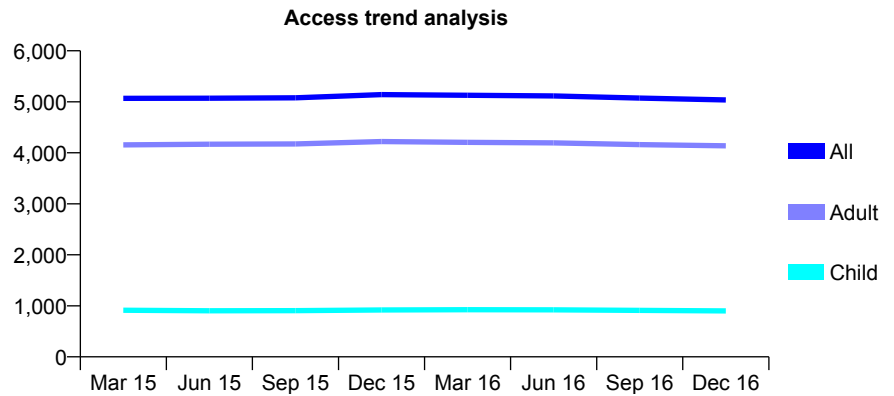
Q57 - Vital Signs At a Glance Contract Report for 253197/0001 - December 2016

Name or company name	MR DG FIGAJI
Contract type name	GDS Contract
Purpose of contract	General
Contract start date	01/04/2006
Contract end date	

16/17 Contracted general activity (UDA)	17,600
Carry forward general activity (UDA)	129
16/17 Contracted orthodontic activity (UOA)	0
Carry forward orthodontic activity (UOA)	0
Baseline contract value	£529,207.72

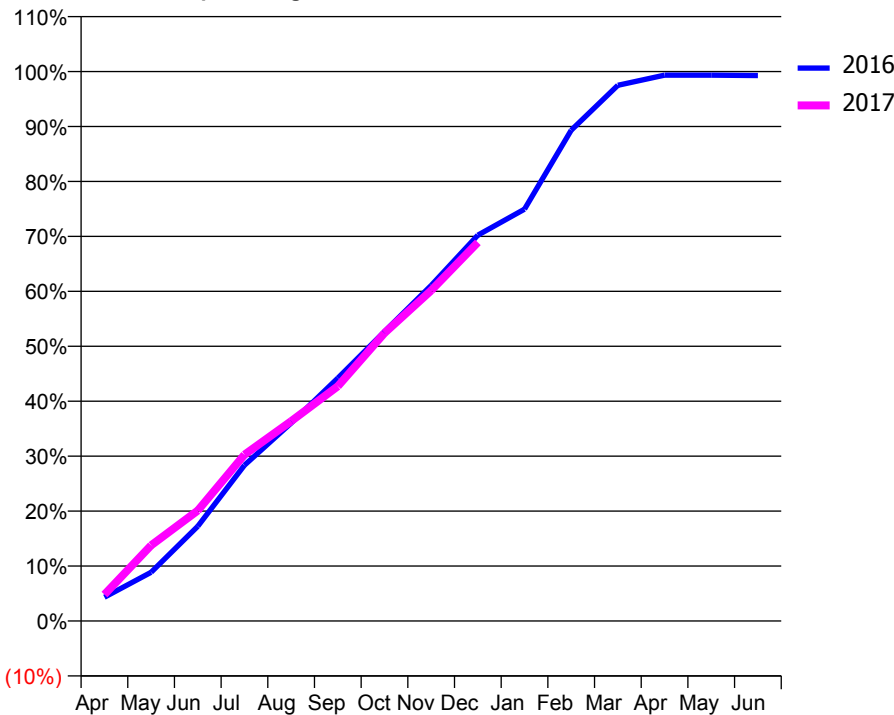
ACCESS*

Patients seen in 24 months	Total	Change since previous quarter
Quarter ending December 2015	5,141	
Quarter ending March 2016	5,129	→
Quarter ending June 2016	5,115	→
Quarter ending September 2016	5,072	→
Quarter ending December 2016	5,036	→
Variance since December 2015	(2.0%)	↓



ACTIVITY

Cumulative percentage of contracted UDA delivered 2016 & 2017



Month	Adjusted Scheduled Activity (UDA)	
	2016	2017
April	761	846
May	1,560	2,424
June	3,034	3,540
July	4,992	5,329
August	6,340	6,400
September	7,781	7,518
October	9,270	9,222
November	10,750	10,585
December	12,359	12,126
January	13,193	
February	15,721	
March	17,161	
April	17,483	
May	17,483	
June	17,471	

QUALITY

	Quantity	Base Number	Contract	AT	Region	England
% of FP17s for the same patient ID Re-attending within 3 months - Children	62	1,029	6.0%	10.7%	12.1%	12.4%
% of FP17s for the same patient ID Re-attending within 3 months - Adults	728	4,639	15.7%	15.2%	15.9%	16.6%
% of FP17s for the same patient ID Re-attending between 3 & 9 months - Children	659	1,029	64.0%	55.5%	58.6%	57.5%
% of FP17s for the same patient ID Re-attending between 3 & 9 months - Adults	2,669	4,639	57.5%	48.9%	51.5%	50.4%
% of FP17s for Band 1 Urgent Courses	352	5,528	6.4%	8.5%	8.0%	9.1%
% of FP17s Relating to Free Repair or Replacements	51	5,528	0.9%	0.8%	0.8%	0.8%
% of FP17s Relating to Continuations	226	5,528	4.1%	1.1%	1.2%	1.3%
% of Patients satisfied with the dentistry they have received	6	9	N/A	93.6%	92.8%	92.7%
% of Patients satisfied with the time they had to wait for an appointment	9	9	N/A	90.7%	89.2%	88.8%

* This is based on patients treated on this contract for their most recent course of treatment. Figures in italics indicate the base number of FP17s or Patient Questionnaire responses are less than 100. N/A is shown where the base number of responses is less than 10 during the period. % is calculated as Quantity/Base number*100

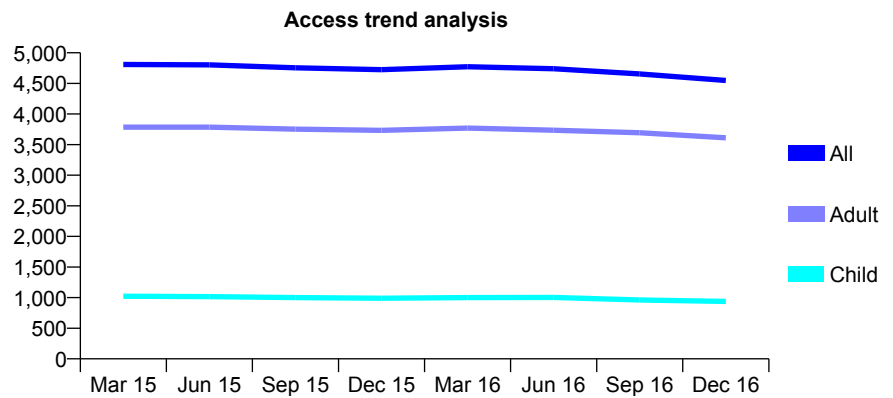
Q57 - Vital Signs At a Glance Contract Report for 253197/0002 - December 2016

Name or company name	MR DG FIGAJI
Contract type name	GDS Contract
Purpose of contract	General
Contract start date	01/04/2007
Contract end date	

16/17 Contracted general activity (UDA)	13,400
Carry forward general activity (UDA)	417
16/17 Contracted orthodontic activity (UOA)	0
Carry forward orthodontic activity (UOA)	0
Baseline contract value	£343,697.65

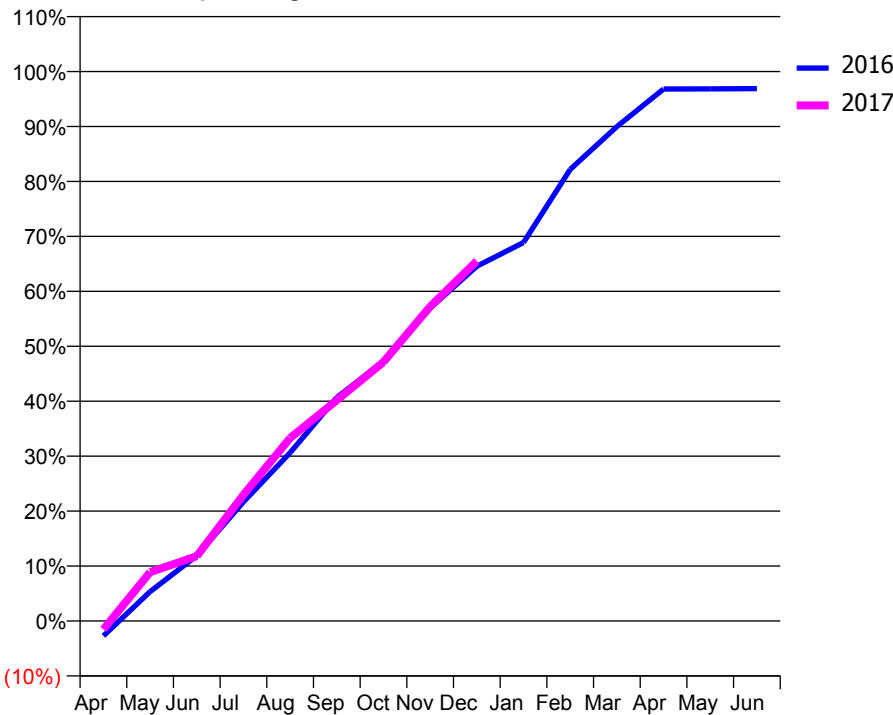
ACCESS*

Patients seen in 24 months	Total	Change since previous quarter
Quarter ending December 2015	4,725	
Quarter ending March 2016	4,773	→
Quarter ending June 2016	4,739	→
Quarter ending September 2016	4,654	↓
Quarter ending December 2016	4,549	↓
Variance since December 2015	(3.7%)	↓



ACTIVITY

Cumulative percentage of contracted UDA delivered 2016 & 2017



Month	Adjusted Scheduled Activity (UDA)	
	2016	2017
April	-365	-206
May	716	1,191
June	1,591	1,583
July	2,907	3,078
August	4,105	4,462
September	5,451	5,383
October	6,336	6,315
November	7,629	7,668
December	8,650	8,777
January	9,231	
February	11,011	
March	12,054	
April	12,973	
May	12,976	
June	12,983	

QUALITY

	Quantity	Base Number	Contract	AT	Region	England
% of FP17s for the same patient ID Re-attending within 3 months - Children	109	1,209	9.0%	10.7%	12.1%	12.4%
% of FP17s for the same patient ID Re-attending within 3 months - Adults	629	3,908	16.1%	15.2%	15.9%	16.6%
% of FP17s for the same patient ID Re-attending between 3 & 9 months - Children	810	1,209	67.0%	55.5%	58.6%	57.5%
% of FP17s for the same patient ID Re-attending between 3 & 9 months - Adults	1,763	3,908	45.1%	48.9%	51.5%	50.4%
% of FP17s for Band 1 Urgent Courses	231	4,716	4.9%	8.5%	8.0%	9.1%
% of FP17s Relating to Free Repair or Replacements	42	4,716	0.9%	0.8%	0.8%	0.8%
% of FP17s Relating to Continuations	219	4,716	4.6%	1.1%	1.2%	1.3%
% of Patients satisfied with the dentistry they have received	4	6	N/A	93.6%	92.8%	92.7%
% of Patients satisfied with the time they had to wait for an appointment	6	6	N/A	90.7%	89.2%	88.8%

* This is based on patients treated on this contract for their most recent course of treatment. Figures in italics indicate the base number of FP17s or Patient Questionnaire responses are less than 100. N/A is shown where the base number of responses is less than 10 during the period. % is calculated as Quantity/Base number*100

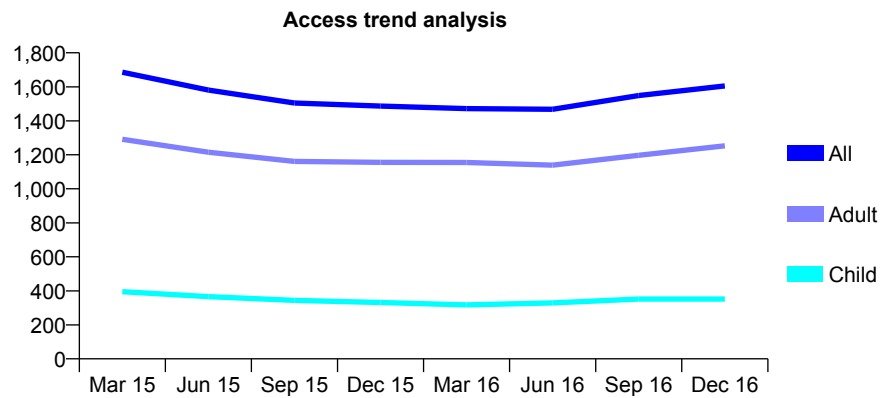
Q57 - Vital Signs At a Glance Contract Report for 253855/0001 - December 2016

Name or company name	Optident Dental Clinic
Contract type name	GDS Contract
Purpose of contract	General
Contract start date	01/04/2006
Contract end date	

16/17 Contracted general activity (UDA)	7,573
Carry forward general activity (UDA)	297
16/17 Contracted orthodontic activity (UOA)	0
Carry forward orthodontic activity (UOA)	0
Baseline contract value	£214,200.56

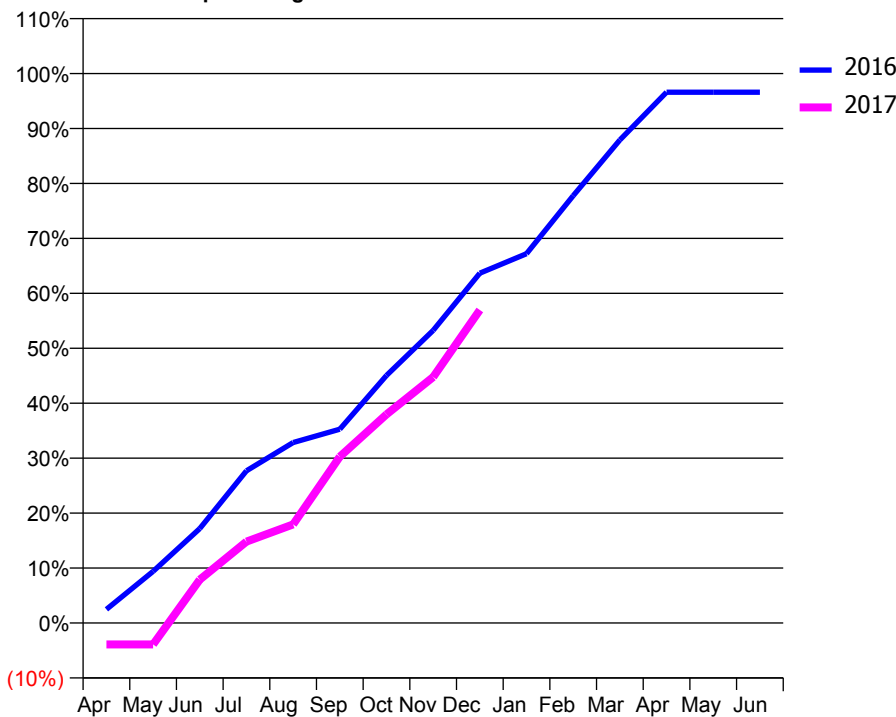
ACCESS*

Patients seen in 24 months	Total	Change since previous quarter
Quarter ending December 2015	1,487	
Quarter ending March 2016	1,472	↓
Quarter ending June 2016	1,468	→
Quarter ending September 2016	1,549	↑
Quarter ending December 2016	1,605	↑
Variance since December 2015	7.9%	↑



ACTIVITY

Cumulative percentage of contracted UDA delivered 2016 & 2017



Month	Adjusted Scheduled Activity (UDA)	
	2016	2017
April	189	-297
May	713	-297
June	1,301	599
July	2,097	1,122
August	2,487	1,358
September	2,671	2,293
October	3,411	2,875
November	4,033	3,390
December	4,822	4,315
January	5,089	
February	5,889	
March	6,657	
April	7,315	
May	7,315	
June	7,315	

QUALITY

	Quantity	Base Number	Contract	AT	Region	England
% of FP17s for the same patient ID Re-attending within 3 months - Children	42	386	10.9%	10.7%	12.1%	12.4%
% of FP17s for the same patient ID Re-attending within 3 months - Adults	259	1,439	18.0%	15.2%	15.9%	16.6%
% of FP17s for the same patient ID Re-attending between 3 & 9 months - Children	191	386	49.5%	55.5%	58.6%	57.5%
% of FP17s for the same patient ID Re-attending between 3 & 9 months - Adults	607	1,439	42.2%	48.9%	51.5%	50.4%
% of FP17s for Band 1 Urgent Courses	204	1,740	11.7%	8.5%	8.0%	9.1%
% of FP17s Relating to Free Repair or Replacements	1	1,740	0.1%	0.8%	0.8%	0.8%
% of FP17s Relating to Continuations	42	1,740	2.4%	1.1%	1.2%	1.3%
% of Patients satisfied with the dentistry they have received	1	2	N/A	93.6%	92.8%	92.7%
% of Patients satisfied with the time they had to wait for an appointment	1	2	N/A	90.7%	89.2%	88.8%

* This is based on patients treated on this contract for their most recent course of treatment. Figures in italics indicate the base number of FP17s or Patient Questionnaire responses are less than 100. N/A is shown where the base number of responses is less than 10 during the period. % is calculated as Quantity/Base number*100

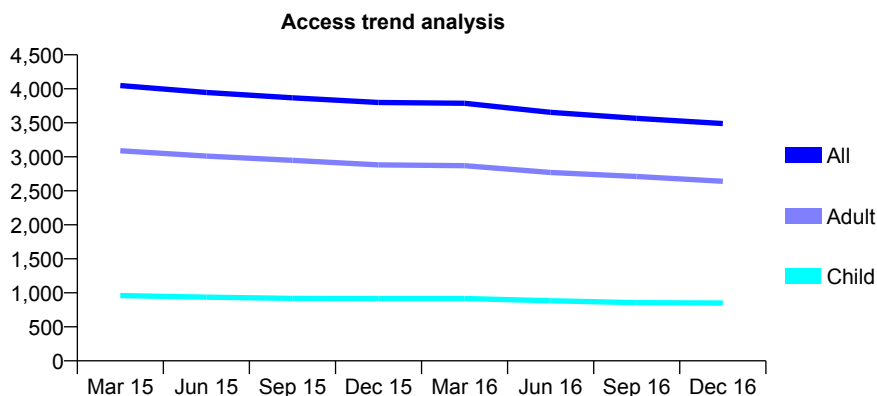
Q57 - Vital Signs At a Glance Contract Report for 257613/0003 - December 2016

Name or company name	MR S NOZOHOOR
Contract type name	GDS Contract
Purpose of contract	General
Contract start date	01/04/2006
Contract end date	

16/17 Contracted general activity (UDA)	12,949
Carry forward general activity (UDA)	56
16/17 Contracted orthodontic activity (UOA)	0
Carry forward orthodontic activity (UOA)	0
Baseline contract value	£319,204.35

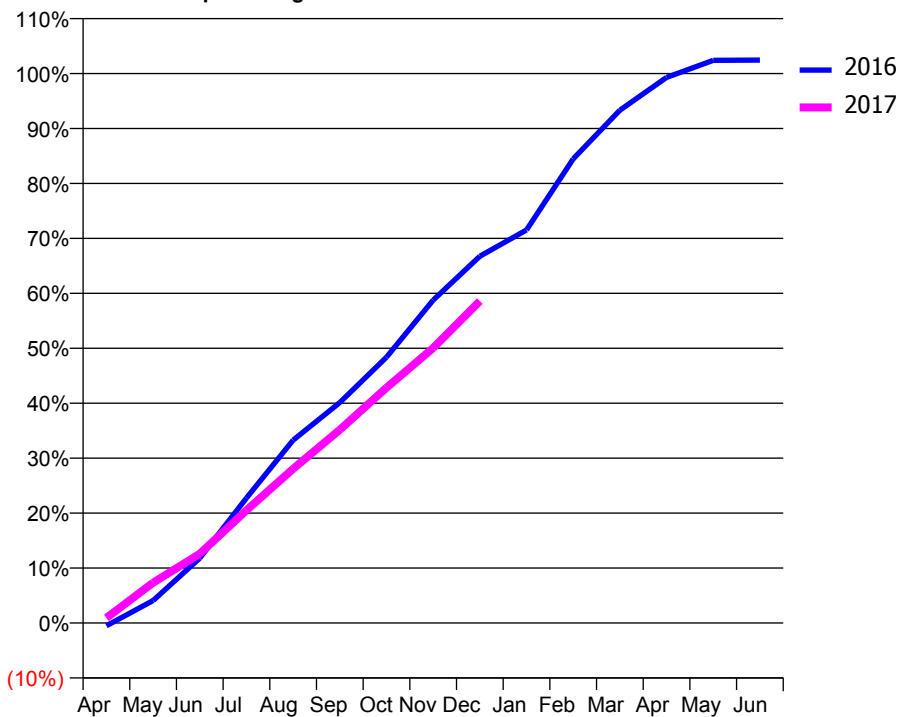
ACCESS*

Patients seen in 24 months	Total	Change since previous quarter
Quarter ending December 2015	3,799	
Quarter ending March 2016	3,787	→
Quarter ending June 2016	3,653	↓
Quarter ending September 2016	3,566	↓
Quarter ending December 2016	3,490	↓
Variance since December 2015	(8.1%)	↓



ACTIVITY

Cumulative percentage of contracted UDA delivered 2016 & 2017



Month	Adjusted Scheduled Activity (UDA)	
	2016	2017
April	-67	120
May	530	951
June	1,529	1,632
July	2,946	2,657
August	4,311	3,633
September	5,196	4,553
October	6,264	5,544
November	7,609	6,480
December	8,642	7,587
January	9,261	
February	10,936	
March	12,085	
April	12,856	
May	13,258	
June	13,266	

QUALITY

	Quantity	Base Number	Contract	AT	Region	England
% of FP17s for the same patient ID Re-attending within 3 months - Children	45	829	5.4%	10.7%	12.1%	12.4%
% of FP17s for the same patient ID Re-attending within 3 months - Adults	415	2,834	14.6%	15.2%	15.9%	16.6%
% of FP17s for the same patient ID Re-attending between 3 & 9 months - Children	465	829	56.1%	55.5%	58.6%	57.5%
% of FP17s for the same patient ID Re-attending between 3 & 9 months - Adults	1,729	2,834	61.0%	48.9%	51.5%	50.4%
% of FP17s for Band 1 Urgent Courses	125	3,318	3.8%	8.5%	8.0%	9.1%
% of FP17s Relating to Free Repair or Replacements	54	3,318	1.6%	0.8%	0.8%	0.8%
% of FP17s Relating to Continuations	45	3,318	1.4%	1.1%	1.2%	1.3%
% of Patients satisfied with the dentistry they have received	8	8	N/A	93.6%	92.8%	92.7%
% of Patients satisfied with the time they had to wait for an appointment	8	8	N/A	90.7%	89.2%	88.8%

* This is based on patients treated on this contract for their most recent course of treatment. Figures in italics indicate the base number of FP17s or Patient Questionnaire responses are less than 100. N/A is shown where the base number of responses is less than 10 during the period. % is calculated as Quantity/Base number*100

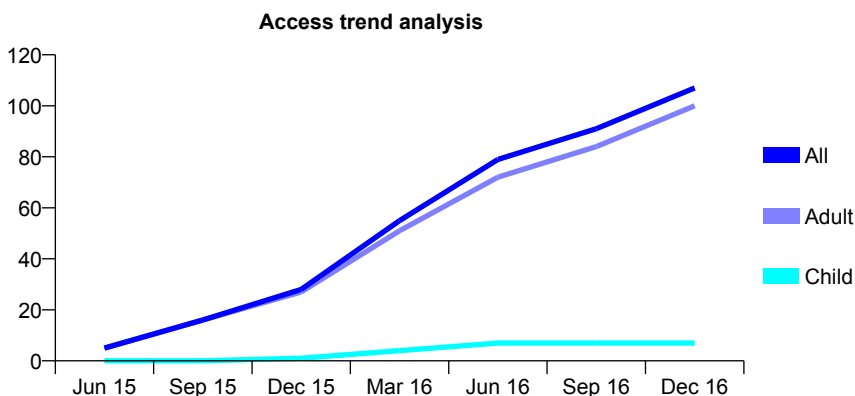
Q57 - Vital Signs At a Glance Contract Report for 257613/0007 - December 2016

Name or company name	MR S NOZOHOOR
Contract type name	GDS Contract
Purpose of contract	General
Contract start date	01/04/2015
Contract end date	

16/17 Contracted general activity (UDA)	583
Carry forward general activity (UDA)	0
16/17 Contracted orthodontic activity (UOA)	0
Carry forward orthodontic activity (UOA)	0
Baseline contract value	£14,366.15

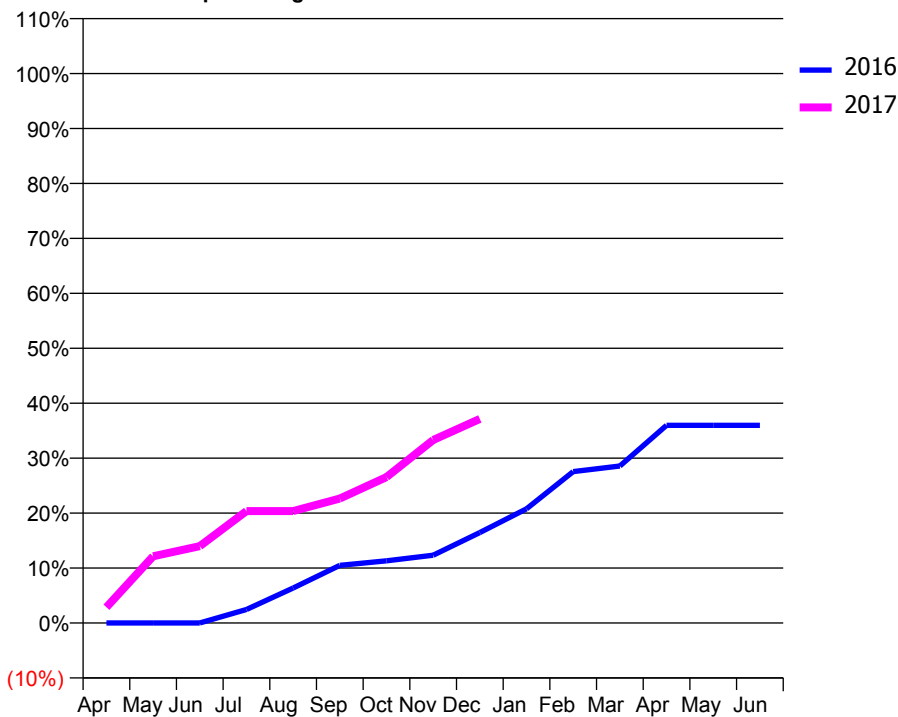
ACCESS*

Patients seen in 24 months	Total	Change since previous quarter
Quarter ending December 2015	28	
Quarter ending March 2016	55	↑
Quarter ending June 2016	79	↑
Quarter ending September 2016	91	↑
Quarter ending December 2016	107	↑
Variance since December 2015	282.1%	↑



ACTIVITY

Cumulative percentage of contracted UDA delivered 2016 & 2017



Adjusted Scheduled Activity (UDA)

Month	2016	2017
April	0	17
May	0	71
June	0	82
July	14	119
August	37	119
September	61	132
October	66	155
November	72	194
December	96	217
January	121	
February	161	
March	167	
April	210	
May	210	
June	210	

QUALITY

	Quantity	Base Number	Contract	AT	Region	England
% of FP17s for the same patient ID Re-attending within 3 months - Children	0	26	0.0%	10.7%	12.1%	12.4%
% of FP17s for the same patient ID Re-attending within 3 months - Adults	2	191	1.0%	15.2%	15.9%	16.6%
% of FP17s for the same patient ID Re-attending between 3 & 9 months - Children	0	26	0.0%	55.5%	58.6%	57.5%
% of FP17s for the same patient ID Re-attending between 3 & 9 months - Adults	0	191	0.0%	48.9%	51.5%	50.4%
% of FP17s for Band 1 Urgent Courses	178	181	98.3%	8.5%	8.0%	9.1%
% of FP17s Relating to Free Repair or Replacements	0	181	0.0%	0.8%	0.8%	0.8%
% of FP17s Relating to Continuations	0	181	0.0%	1.1%	1.2%	1.3%
% of Patients satisfied with the dentistry they have received	0	0	N/A	93.6%	92.8%	92.7%
% of Patients satisfied with the time they had to wait for an appointment	0	0	N/A	90.7%	89.2%	88.8%

* This is based on patients treated on this contract for their most recent course of treatment. Figures in italics indicate the base number of FP17s or Patient Questionnaire responses are less than 100. N/A is shown where the base number of responses is less than 10 during the period. % is calculated as Quantity/Base number*100

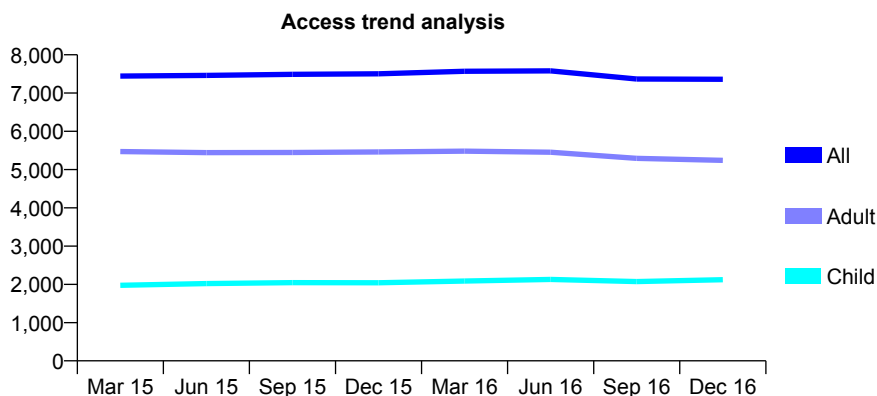
Q57 - Vital Signs At a Glance Contract Report for 258261/0001 - December 2016

Name or company name	MR D REZAIIE DASTJERDI
Contract type name	GDS Contract
Purpose of contract	General
Contract start date	01/04/2006
Contract end date	

16/17 Contracted general activity (UDA)	21,897
Carry forward general activity (UDA)	-302
16/17 Contracted orthodontic activity (UOA)	0
Carry forward orthodontic activity (UOA)	0
Baseline contract value	£593,356.80

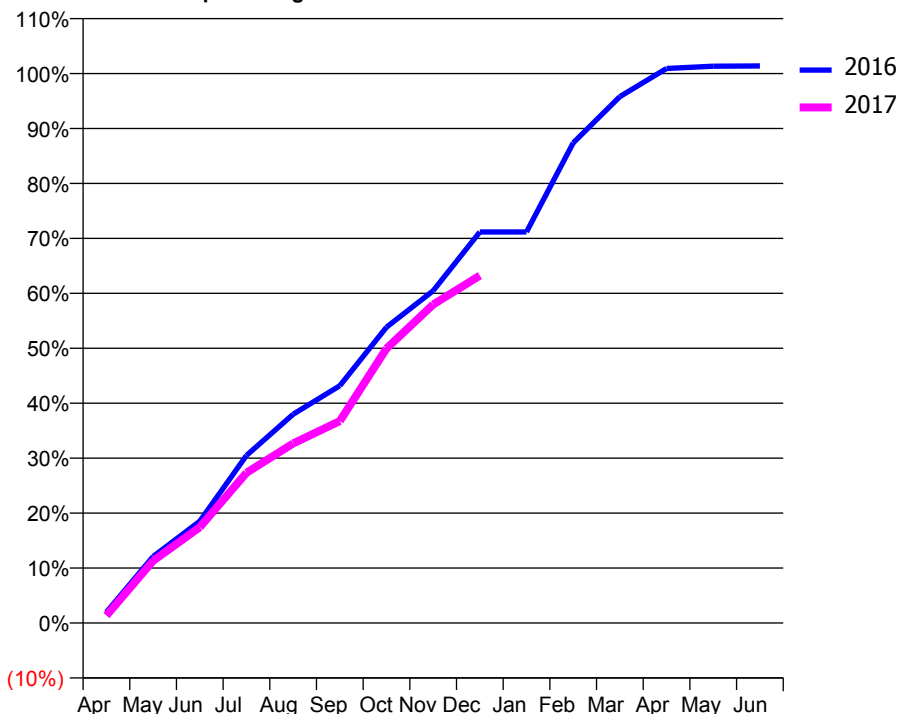
ACCESS*

Patients seen in 24 months	Total	Change since previous quarter
Quarter ending December 2015	7,503	
Quarter ending March 2016	7,569	→
Quarter ending June 2016	7,581	→
Quarter ending September 2016	7,366	↓
Quarter ending December 2016	7,362	→
Variance since December 2015	(1.9%)	↓



ACTIVITY

Cumulative percentage of contracted UDA delivered 2016 & 2017



Month	Adjusted Scheduled Activity (UDA)	
	2016	2017
April	433	302
May	2,648	2,478
June	4,056	3,817
July	6,676	5,988
August	8,317	7,155
September	9,458	8,048
October	11,789	10,937
November	13,241	12,692
December	15,585	13,845
January	15,585	
February	19,133	
March	20,975	
April	22,095	
May	22,186	
June	22,199	

QUALITY

	Quantity	Base Number	Contract	AT	Region	England
% of FP17s for the same patient ID Re-attending within 3 months - Children	106	1,915	5.5%	10.7%	12.1%	12.4%
% of FP17s for the same patient ID Re-attending within 3 months - Adults	739	4,939	15.0%	15.2%	15.9%	16.6%
% of FP17s for the same patient ID Re-attending between 3 & 9 months - Children	880	1,915	46.0%	55.5%	58.6%	57.5%
% of FP17s for the same patient ID Re-attending between 3 & 9 months - Adults	2,406	4,939	48.7%	48.9%	51.5%	50.4%
% of FP17s for Band 1 Urgent Courses	431	6,346	6.8%	8.5%	8.0%	9.1%
% of FP17s Relating to Free Repair or Replacements	62	6,346	1.0%	0.8%	0.8%	0.8%
% of FP17s Relating to Continuations	50	6,346	0.8%	1.1%	1.2%	1.3%
% of Patients satisfied with the dentistry they have received	5	6	N/A	93.6%	92.8%	92.7%
% of Patients satisfied with the time they had to wait for an appointment	6	6	N/A	90.7%	89.2%	88.8%

* This is based on patients treated on this contract for their most recent course of treatment. Figures in italics indicate the base number of FP17s or Patient Questionnaire responses are less than 100. N/A is shown where the base number of responses is less than 10 during the period. % is calculated as Quantity/Base number*100

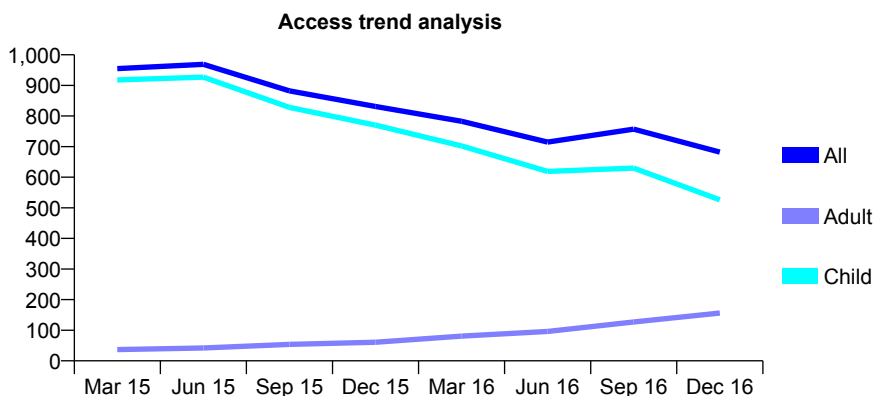
Q57 - Vital Signs At a Glance Contract Report for 261076/0001 - December 2016

Name or company name	MR SA PITT
Contract type name	GDS Contract
Purpose of contract	General
Contract start date	26/07/2006
Contract end date	

16/17 Contracted general activity (UDA)	1,466
Carry forward general activity (UDA)	0
16/17 Contracted orthodontic activity (UOA)	0
Carry forward orthodontic activity (UOA)	0
Baseline contract value	£32,552.72

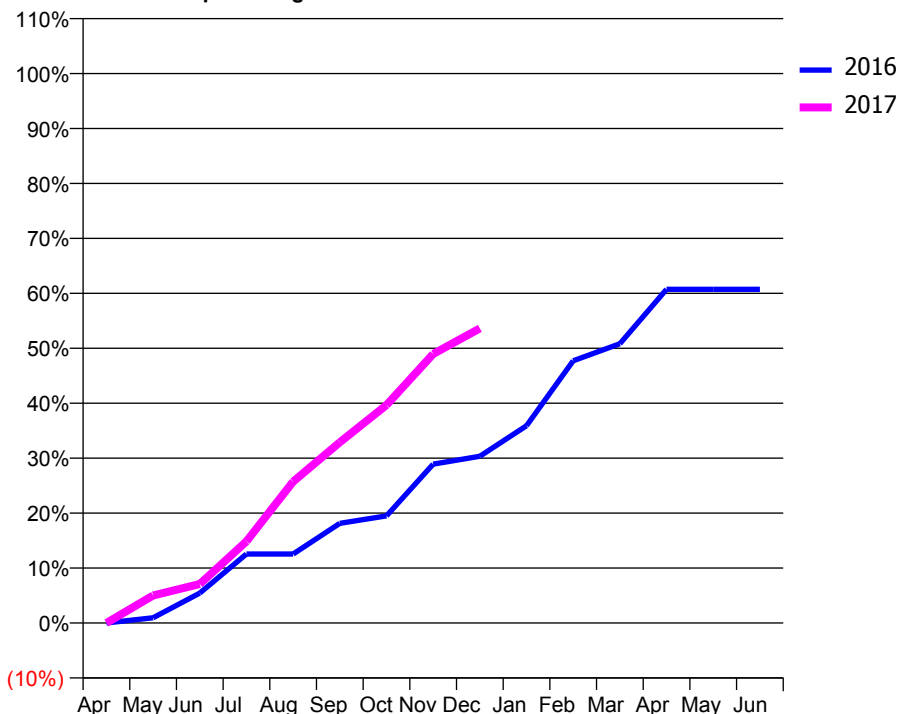
ACCESS*

Patients seen in 24 months	Total	Change since previous quarter
Quarter ending December 2015	831	
Quarter ending March 2016	783	↓
Quarter ending June 2016	715	↓
Quarter ending September 2016	757	↑
Quarter ending December 2016	682	↓
Variance since December 2015	(17.9%)	↓



ACTIVITY

Cumulative percentage of contracted UDA delivered 2016 & 2017



Month	Adjusted Scheduled Activity (UDA)	
	2016	2017
April	0	0
May	14	74
June	80	104
July	184	218
August	184	377
September	266	482
October	286	582
November	424	718
December	445	786
January	526	
February	700	
March	745	
April	890	
May	890	
June	890	

QUALITY

	Quantity	Base Number	Contract	AT	Region	England
% of FP17s for the same patient ID Re-attending within 3 months - Children	38	482	7.9%	10.7%	12.1%	12.4%
% of FP17s for the same patient ID Re-attending within 3 months - Adults	12	129	9.3%	15.2%	15.9%	16.6%
% of FP17s for the same patient ID Re-attending between 3 & 9 months - Children	184	482	38.2%	55.5%	58.6%	57.5%
% of FP17s for the same patient ID Re-attending between 3 & 9 months - Adults	26	129	20.2%	48.9%	51.5%	50.4%
% of FP17s for Band 1 Urgent Courses	16	530	3.0%	8.5%	8.0%	9.1%
% of FP17s Relating to Free Repair or Replacements	0	530	0.0%	0.8%	0.8%	0.8%
% of FP17s Relating to Continuations	12	530	2.3%	1.1%	1.2%	1.3%
% of Patients satisfied with the dentistry they have received	0	0	N/A	93.6%	92.8%	92.7%
% of Patients satisfied with the time they had to wait for an appointment	0	0	N/A	90.7%	89.2%	88.8%

* This is based on patients treated on this contract for their most recent course of treatment. Figures in italics indicate the base number of FP17s or Patient Questionnaire responses are less than 100. N/A is shown where the base number of responses is less than 10 during the period. % is calculated as Quantity/Base number*100

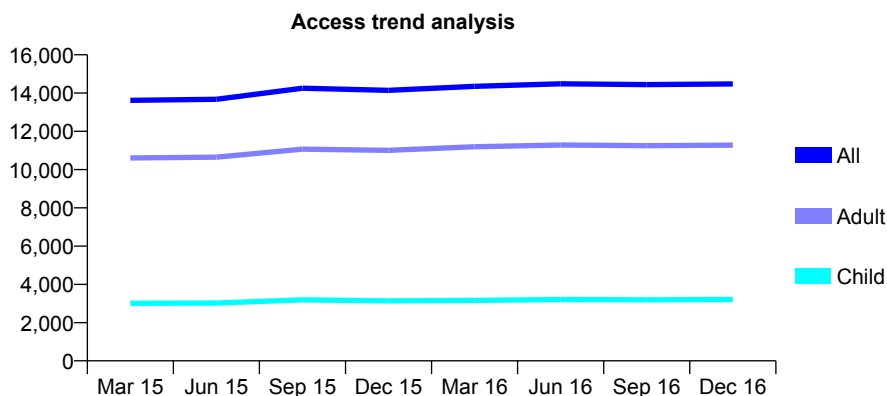
Q57 - Vital Signs At a Glance Contract Report for 268089/0004 - December 2016

Name or company name	Homewood Dental Surgery
Contract type name	GDS Contract
Purpose of contract	General
Contract start date	07/01/2007
Contract end date	

16/17 Contracted general activity (UDA)	28,411
Carry forward general activity (UDA)	66
16/17 Contracted orthodontic activity (UOA)	0
Carry forward orthodontic activity (UOA)	0
Baseline contract value	£693,639.68

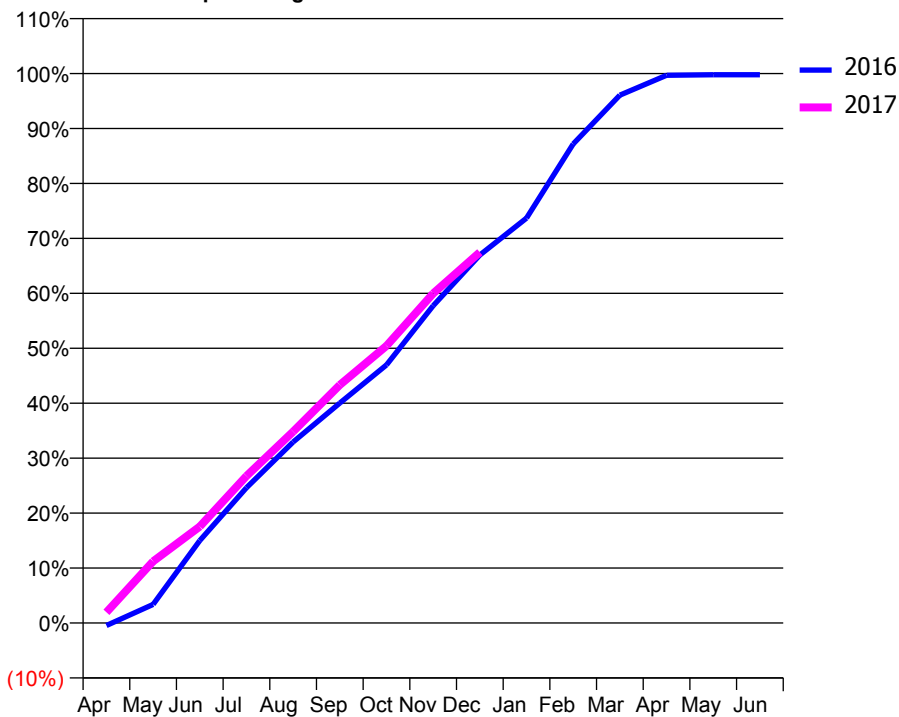
ACCESS*

Patients seen in 24 months	Total	Change since previous quarter
Quarter ending December 2015	14,139	
Quarter ending March 2016	14,350	→
Quarter ending June 2016	14,487	→
Quarter ending September 2016	14,443	→
Quarter ending December 2016	14,479	→
Variance since December 2015	2.4%	↑



ACTIVITY

Cumulative percentage of contracted UDA delivered 2016 & 2017



Month	Adjusted Scheduled Activity (UDA)	
	2016	2017
April	-136	558
May	963	3,191
June	4,267	4,987
July	6,993	7,604
August	9,358	9,897
September	11,373	12,311
October	13,343	14,333
November	16,406	17,038
December	19,026	19,167
January	20,932	
February	24,765	
March	27,290	
April	28,320	
May	28,345	
June	28,345	

QUALITY

	Quantity	Base Number	Contract	AT	Region	England
% of FP17s for the same patient ID Re-attending within 3 months - Children	261	3,334	7.8%	10.7%	12.1%	12.4%
% of FP17s for the same patient ID Re-attending within 3 months - Adults	1,497	10,405	14.4%	15.2%	15.9%	16.6%
% of FP17s for the same patient ID Re-attending between 3 & 9 months - Children	1,892	3,334	56.7%	55.5%	58.6%	57.5%
% of FP17s for the same patient ID Re-attending between 3 & 9 months - Adults	4,024	10,405	38.7%	48.9%	51.5%	50.4%
% of FP17s for Band 1 Urgent Courses	920	11,148	8.3%	8.5%	8.0%	9.1%
% of FP17s Relating to Free Repair or Replacements	105	11,148	0.9%	0.8%	0.8%	0.8%
% of FP17s Relating to Continuations	82	11,148	0.7%	1.1%	1.2%	1.3%
% of Patients satisfied with the dentistry they have received	58	58	100.0%	93.6%	92.8%	92.7%
% of Patients satisfied with the time they had to wait for an appointment	57	58	98.3%	90.7%	89.2%	88.8%

* This is based on patients treated on this contract for their most recent course of treatment. Figures in italics indicate the base number of FP17s or Patient Questionnaire responses are less than 100. N/A is shown where the base number of responses is less than 10 during the period. % is calculated as Quantity/Base number*100

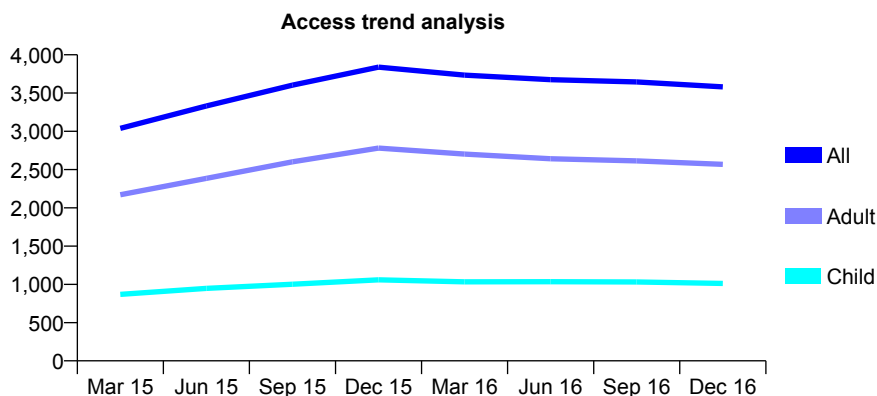
Q57 - Vital Signs At a Glance Contract Report for 270180/0003 - December 2016

Name or company name	MR SS SIHRA
Contract type name	GDS Contract
Purpose of contract	General
Contract start date	01/01/2014
Contract end date	

16/17 Contracted general activity (UDA)	11,730
Carry forward general activity (UDA)	-211
16/17 Contracted orthodontic activity (UOA)	0
Carry forward orthodontic activity (UOA)	0
Baseline contract value	£323,798.41

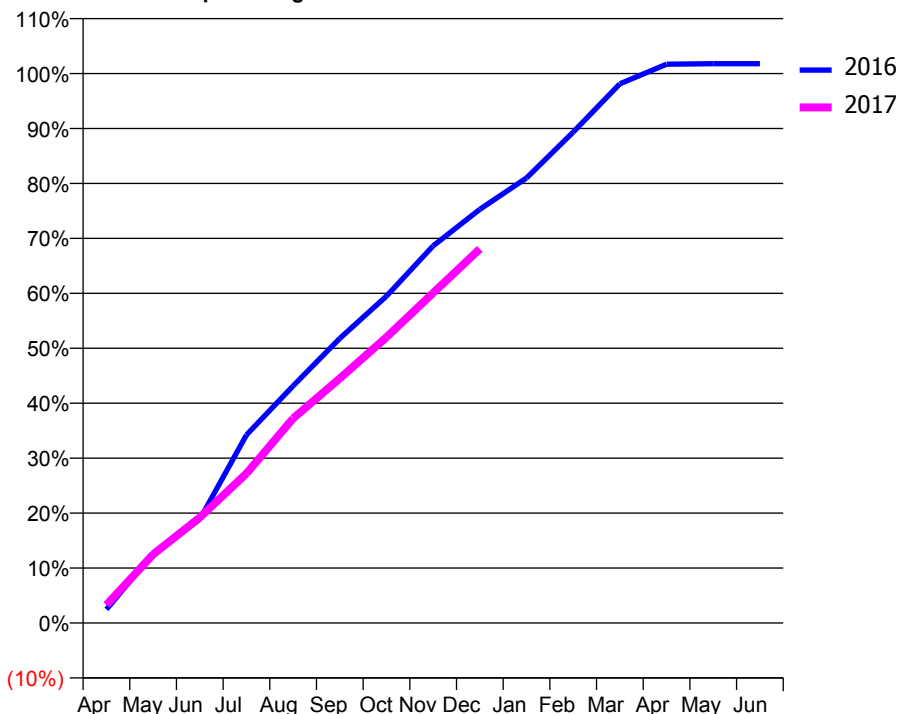
ACCESS*

Patients seen in 24 months	Total	Change since previous quarter
Quarter ending December 2015	3,839	
Quarter ending March 2016	3,734	↓
Quarter ending June 2016	3,675	↓
Quarter ending September 2016	3,645	→
Quarter ending December 2016	3,581	↓
Variance since December 2015	(6.7%)	↓



ACTIVITY

Cumulative percentage of contracted UDA delivered 2016 & 2017



Month	Adjusted Scheduled Activity (UDA)	
	2016	2017
April	293	384
May	1,478	1,463
June	2,214	2,254
July	4,016	3,191
August	5,064	4,369
September	6,075	5,221
October	6,979	6,100
November	8,050	7,045
December	8,830	7,985
January	9,500	
February	10,480	
March	11,511	
April	11,928	
May	11,940	
June	11,941	

QUALITY

	Quantity	Base Number	Contract	AT	Region	England
% of FP17s for the same patient ID Re-attending within 3 months - Children	70	961	7.3%	10.7%	12.1%	12.4%
% of FP17s for the same patient ID Re-attending within 3 months - Adults	383	2,247	17.0%	15.2%	15.9%	16.6%
% of FP17s for the same patient ID Re-attending between 3 & 9 months - Children	429	961	44.6%	55.5%	58.6%	57.5%
% of FP17s for the same patient ID Re-attending between 3 & 9 months - Adults	793	2,247	35.3%	48.9%	51.5%	50.4%
% of FP17s for Band 1 Urgent Courses	328	3,064	10.7%	8.5%	8.0%	9.1%
% of FP17s Relating to Free Repair or Replacements	12	3,064	0.4%	0.8%	0.8%	0.8%
% of FP17s Relating to Continuations	67	3,064	2.2%	1.1%	1.2%	1.3%
% of Patients satisfied with the dentistry they have received	5	5	N/A	93.6%	92.8%	92.7%
% of Patients satisfied with the time they had to wait for an appointment	3	5	N/A	90.7%	89.2%	88.8%

* This is based on patients treated on this contract for their most recent course of treatment. Figures in italics indicate the base number of FP17s or Patient Questionnaire responses are less than 100. N/A is shown where the base number of responses is less than 10 during the period. % is calculated as Quantity/Base number*100

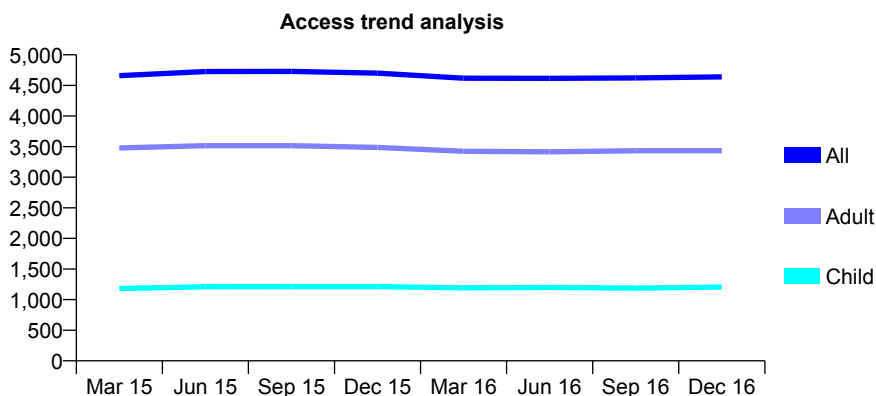
Q57 - Vital Signs At a Glance Contract Report for 270938/0001 - December 2016

Name or company name	MR A ZACHARATOS
Contract type name	GDS Contract
Purpose of contract	General
Contract start date	01/04/2006
Contract end date	

16/17 Contracted general activity (UDA)	12,002
Carry forward general activity (UDA)	-240
16/17 Contracted orthodontic activity (UOA)	0
Carry forward orthodontic activity (UOA)	0
Baseline contract value	£365,212.59

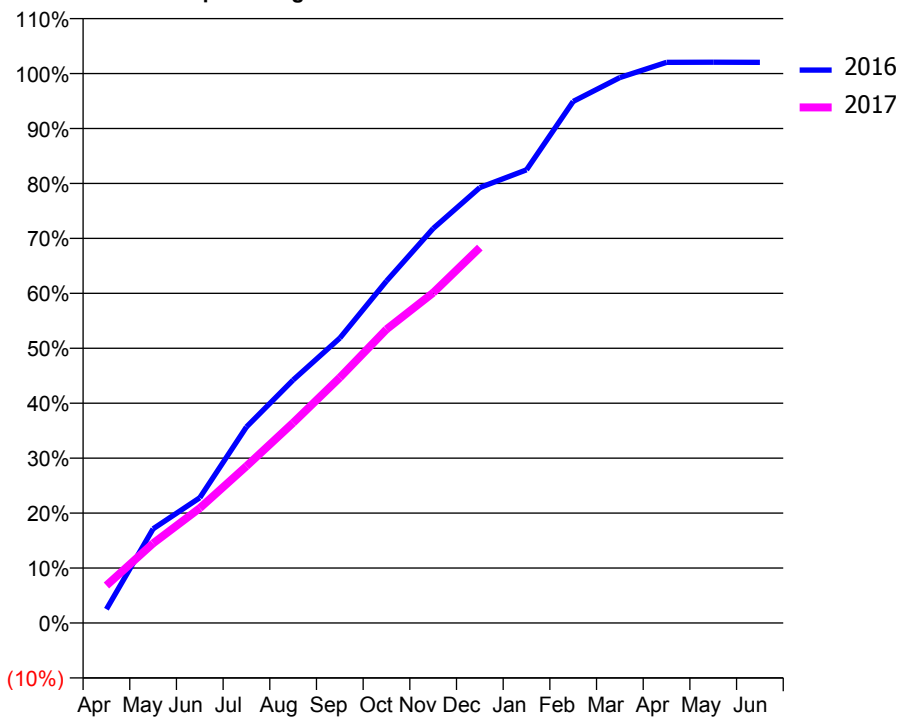
ACCESS*

Patients seen in 24 months	Total	Change since previous quarter
Quarter ending December 2015	4,700	
Quarter ending March 2016	4,617	↓
Quarter ending June 2016	4,616	→
Quarter ending September 2016	4,622	→
Quarter ending December 2016	4,640	→
Variance since December 2015	(1.3%)	↓



ACTIVITY

Cumulative percentage of contracted UDA delivered 2016 & 2017



Month	Adjusted Scheduled Activity (UDA)	
	2016	2017
April	302	821
May	2,057	1,739
June	2,735	2,510
July	4,283	3,427
August	5,308	4,373
September	6,222	5,362
October	7,468	6,416
November	8,618	7,214
December	9,510	8,200
January	9,899	
February	11,393	
March	11,912	
April	12,244	
May	12,247	
June	12,246	

QUALITY

	Quantity	Base Number	Contract	AT	Region	England
% of FP17s for the same patient ID Re-attending within 3 months - Children	62	1,170	5.3%	10.7%	12.1%	12.4%
% of FP17s for the same patient ID Re-attending within 3 months - Adults	352	3,116	11.3%	15.2%	15.9%	16.6%
% of FP17s for the same patient ID Re-attending between 3 & 9 months - Children	457	1,170	39.1%	55.5%	58.6%	57.5%
% of FP17s for the same patient ID Re-attending between 3 & 9 months - Adults	1,276	3,116	40.9%	48.9%	51.5%	50.4%
% of FP17s for Band 1 Urgent Courses	246	4,165	5.9%	8.5%	8.0%	9.1%
% of FP17s Relating to Free Repair or Replacements	8	4,165	0.2%	0.8%	0.8%	0.8%
% of FP17s Relating to Continuations	59	4,165	1.4%	1.1%	1.2%	1.3%
% of Patients satisfied with the dentistry they have received	4	4	N/A	93.6%	92.8%	92.7%
% of Patients satisfied with the time they had to wait for an appointment	4	4	N/A	90.7%	89.2%	88.8%

* This is based on patients treated on this contract for their most recent course of treatment. Figures in italics indicate the base number of FP17s or Patient Questionnaire responses are less than 100. N/A is shown where the base number of responses is less than 10 during the period. % is calculated as Quantity/Base number*100

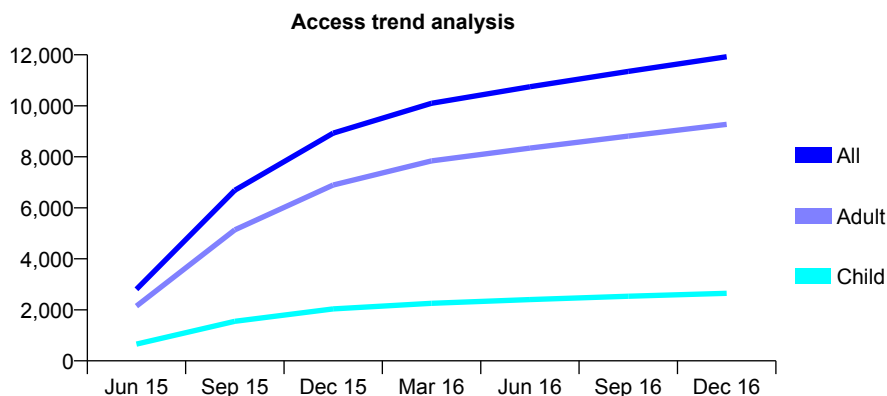
Q57 - Vital Signs At a Glance Contract Report for 271187/0003 - December 2016

Name or company name	Harlow Dental Surgery
Contract type name	GDS Contract
Purpose of contract	General
Contract start date	01/04/2015
Contract end date	

16/17 Contracted general activity (UDA)	36,237
Carry forward general activity (UDA)	0
16/17 Contracted orthodontic activity (UOA)	0
Carry forward orthodontic activity (UOA)	0
Baseline contract value	£804,965.28

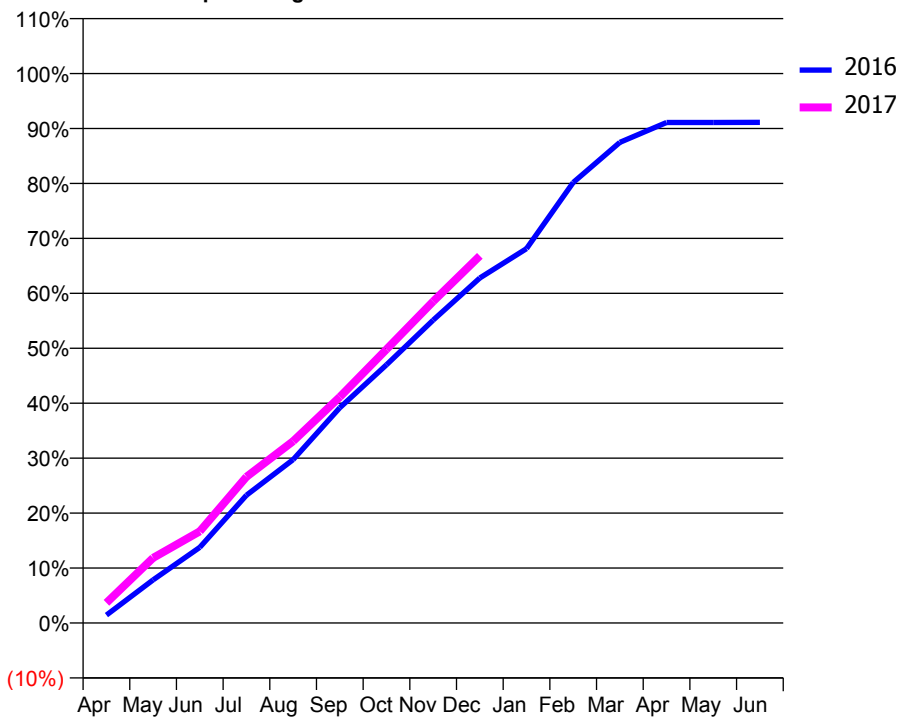
ACCESS*

Patients seen in 24 months	Total	Change since previous quarter
Quarter ending December 2015	8,927	
Quarter ending March 2016	10,100	↑
Quarter ending June 2016	10,747	↑
Quarter ending September 2016	11,348	↑
Quarter ending December 2016	11,923	↑
Variance since December 2015	33.6%	↑



ACTIVITY

Cumulative percentage of contracted UDA delivered 2016 & 2017



Adjusted Scheduled Activity (UDA)

Month	2016	2017
April	544	1,333
May	2,956	4,295
June	5,189	6,048
July	8,758	9,644
August	11,200	11,987
September	14,758	14,912
October	17,697	18,053
November	20,766	21,202
December	23,655	24,211
January	25,658	
February	30,196	
March	32,946	
April	34,310	
May	34,311	
June	34,313	

QUALITY

	Quantity	Base Number	Contract	AT	Region	England
% of FP17s for the same patient ID Re-attending within 3 months - Children	244	2,866	8.5%	10.7%	12.1%	12.4%
% of FP17s for the same patient ID Re-attending within 3 months - Adults	1,618	10,091	16.0%	15.2%	15.9%	16.6%
% of FP17s for the same patient ID Re-attending between 3 & 9 months - Children	1,679	2,866	58.6%	55.5%	58.6%	57.5%
% of FP17s for the same patient ID Re-attending between 3 & 9 months - Adults	5,463	10,091	54.1%	48.9%	51.5%	50.4%
% of FP17s for Band 1 Urgent Courses	1,007	11,645	8.6%	8.5%	8.0%	9.1%
% of FP17s Relating to Free Repair or Replacements	118	11,645	1.0%	0.8%	0.8%	0.8%
% of FP17s Relating to Continuations	79	11,645	0.7%	1.1%	1.2%	1.3%
% of Patients satisfied with the dentistry they have received	18	21	85.7%	93.6%	92.8%	92.7%
% of Patients satisfied with the time they had to wait for an appointment	20	21	95.2%	90.7%	89.2%	88.8%

* This is based on patients treated on this contract for their most recent course of treatment. Figures in italics indicate the base number of FP17s or Patient Questionnaire responses are less than 100. N/A is shown where the base number of responses is less than 10 during the period. % is calculated as Quantity/Base number*100

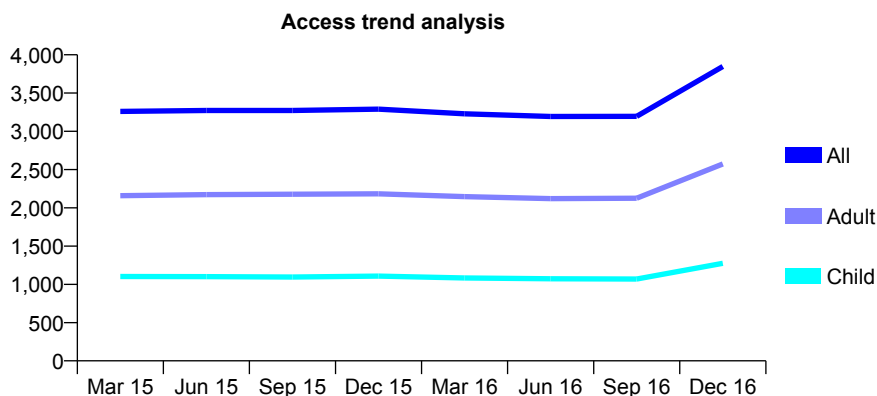
Q57 - Vital Signs At a Glance Contract Report for 273090/0001 - December 2016

Name or company name	MR I ABDUL-GHANI
Contract type name	GDS Contract
Purpose of contract	General
Contract start date	01/12/2006
Contract end date	

16/17 Contracted general activity (UDA)	11,000
Carry forward general activity (UDA)	-169
16/17 Contracted orthodontic activity (UOA)	0
Carry forward orthodontic activity (UOA)	0
Baseline contract value	£264,414.89

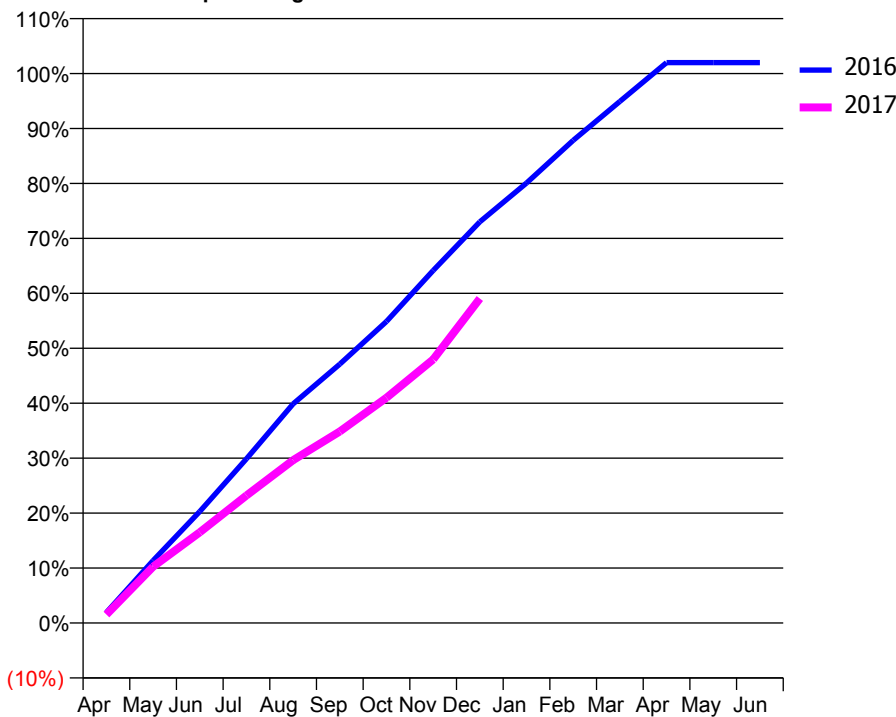
ACCESS*

Patients seen in 24 months	Total	Change since previous quarter
Quarter ending December 2015	3,290	
Quarter ending March 2016	3,229	↓
Quarter ending June 2016	3,194	↓
Quarter ending September 2016	3,196	→
Quarter ending December 2016	3,848	↑
Variance since December 2015	17.0%	↑



ACTIVITY

Cumulative percentage of contracted UDA delivered 2016 & 2017



Month	Adjusted Scheduled Activity (UDA)	
	2016	2017
April	163	169
May	967	1,127
June	1,726	1,816
July	2,540	2,552
August	3,391	3,261
September	4,004	3,833
October	4,666	4,509
November	5,452	5,276
December	6,206	6,497
January	6,805	
February	7,465	
March	8,068	
April	8,669	
May	8,669	
June	8,669	

QUALITY

	Quantity	Base Number	Contract	AT	Region	England
% of FP17s for the same patient ID Re-attending within 3 months - Children	95	1,256	7.6%	10.7%	12.1%	12.4%
% of FP17s for the same patient ID Re-attending within 3 months - Adults	384	2,684	14.3%	15.2%	15.9%	16.6%
% of FP17s for the same patient ID Re-attending between 3 & 9 months - Children	650	1,256	51.8%	55.5%	58.6%	57.5%
% of FP17s for the same patient ID Re-attending between 3 & 9 months - Adults	1,299	2,684	48.4%	48.9%	51.5%	50.4%
% of FP17s for Band 1 Urgent Courses	115	3,536	3.3%	8.5%	8.0%	9.1%
% of FP17s Relating to Free Repair or Replacements	5	3,536	0.1%	0.8%	0.8%	0.8%
% of FP17s Relating to Continuations	4	3,536	0.1%	1.1%	1.2%	1.3%
% of Patients satisfied with the dentistry they have received	11	12	91.7%	93.6%	92.8%	92.7%
% of Patients satisfied with the time they had to wait for an appointment	11	12	91.7%	90.7%	89.2%	88.8%

* This is based on patients treated on this contract for their most recent course of treatment. Figures in italics indicate the base number of FP17s or Patient Questionnaire responses are less than 100. N/A is shown where the base number of responses is less than 10 during the period. % is calculated as Quantity/Base number*100

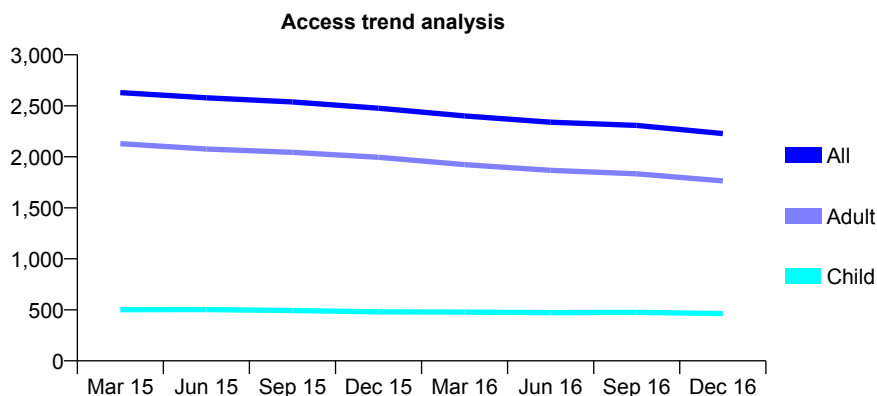
Q57 - Vital Signs At a Glance Contract Report for 274968/0001 - December 2016

Name or company name	MISS S SALIMI CHOKAMI
Contract type name	GDS Contract
Purpose of contract	General
Contract start date	26/12/2010
Contract end date	

16/17 Contracted general activity (UDA)	8,488
Carry forward general activity (UDA)	0
16/17 Contracted orthodontic activity (UOA)	0
Carry forward orthodontic activity (UOA)	0
Baseline contract value	£177,449.62

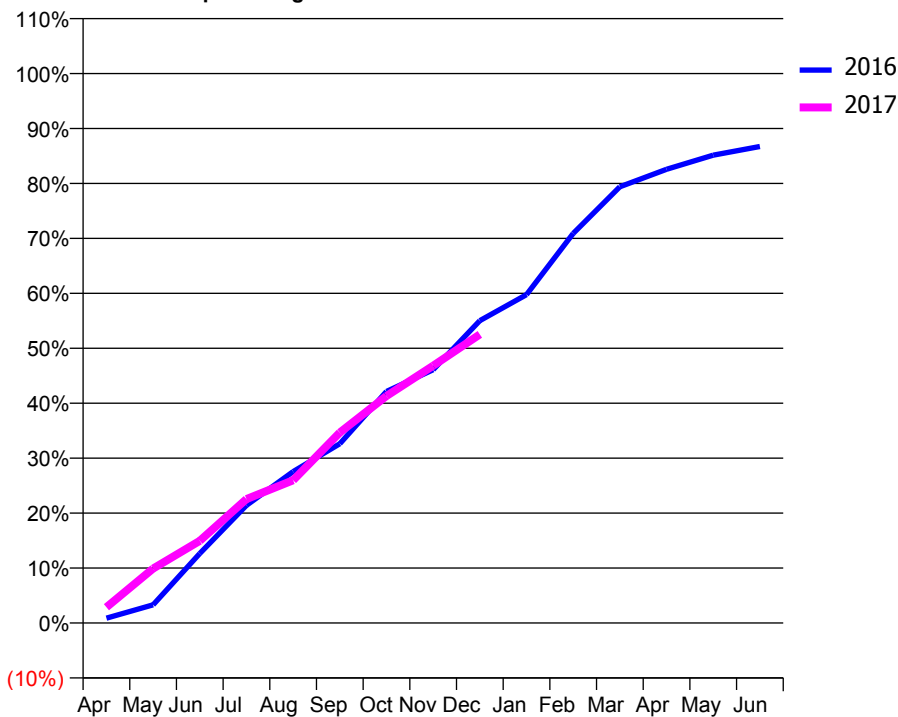
ACCESS*

Patients seen in 24 months	Total	Change since previous quarter
Quarter ending December 2015	2,477	
Quarter ending March 2016	2,401	↓
Quarter ending June 2016	2,339	↓
Quarter ending September 2016	2,308	↓
Quarter ending December 2016	2,228	↓
Variance since December 2015	(10.1%)	↓



ACTIVITY

Cumulative percentage of contracted UDA delivered 2016 & 2017



Month	Adjusted Scheduled Activity (UDA)	
	2016	2017
April	75	243
May	281	841
June	1,074	1,269
July	1,817	1,915
August	2,339	2,206
September	2,769	2,942
October	3,578	3,508
November	3,913	3,975
December	4,670	4,458
January	5,072	
February	6,019	
March	6,738	
April	7,009	
May	7,226	
June	7,361	

QUALITY

	Quantity	Base Number	Contract	AT	Region	England
% of FP17s for the same patient ID Re-attending within 3 months - Children	35	443	7.9%	10.7%	12.1%	12.4%
% of FP17s for the same patient ID Re-attending within 3 months - Adults	244	1,502	16.2%	15.2%	15.9%	16.6%
% of FP17s for the same patient ID Re-attending between 3 & 9 months - Children	248	443	56.0%	55.5%	58.6%	57.5%
% of FP17s for the same patient ID Re-attending between 3 & 9 months - Adults	657	1,502	43.7%	48.9%	51.5%	50.4%
% of FP17s for Band 1 Urgent Courses	178	1,788	10.0%	8.5%	8.0%	9.1%
% of FP17s Relating to Free Repair or Replacements	33	1,788	1.8%	0.8%	0.8%	0.8%
% of FP17s Relating to Continuations	27	1,788	1.5%	1.1%	1.2%	1.3%
% of Patients satisfied with the dentistry they have received	3	4	N/A	93.6%	92.8%	92.7%
% of Patients satisfied with the time they had to wait for an appointment	2	4	N/A	90.7%	89.2%	88.8%

* This is based on patients treated on this contract for their most recent course of treatment. Figures in italics indicate the base number of FP17s or Patient Questionnaire responses are less than 100. N/A is shown where the base number of responses is less than 10 during the period. % is calculated as Quantity/Base number*100

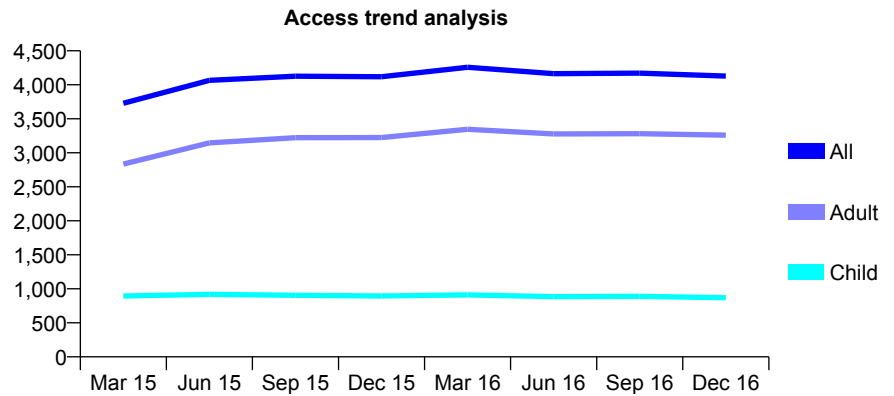
Q57 - Vital Signs At a Glance Contract Report for 277371/0004 - December 2016

Name or company name	MRS K SIVAGURUNATHAN
Contract type name	GDS Contract
Purpose of contract	General
Contract start date	01/07/2013
Contract end date	

16/17 Contracted general activity (UDA)	8,081
Carry forward general activity (UDA)	140
16/17 Contracted orthodontic activity (UOA)	0
Carry forward orthodontic activity (UOA)	0
Baseline contract value	£249,631.05

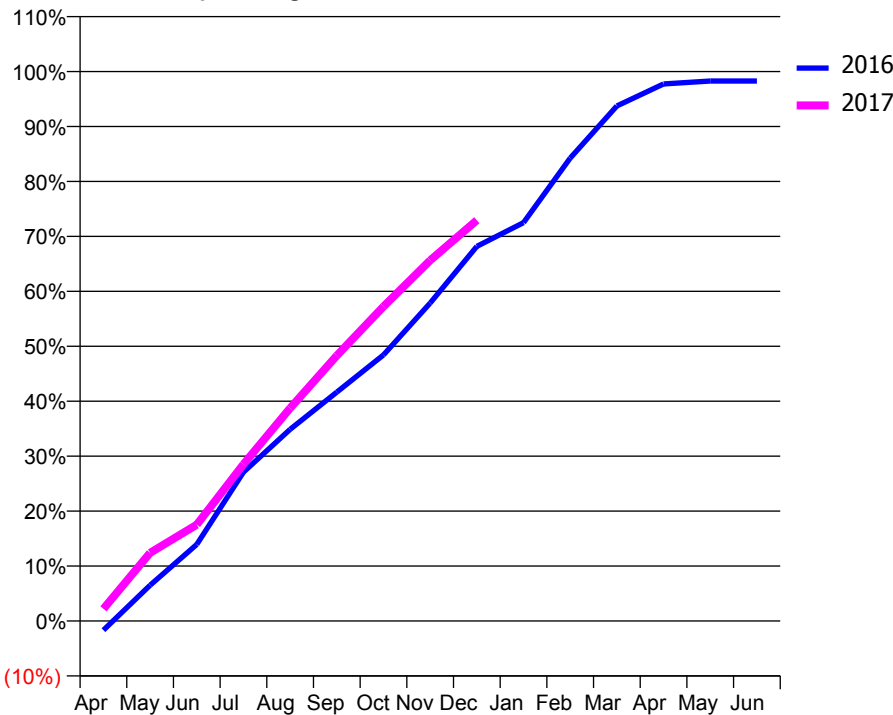
ACCESS*

Patients seen in 24 months	Total	Change since previous quarter
Quarter ending December 2015	4,119	
Quarter ending March 2016	4,258	↑
Quarter ending June 2016	4,163	↓
Quarter ending September 2016	4,171	→
Quarter ending December 2016	4,129	↓
Variance since December 2015	0.2%	→



ACTIVITY

Cumulative percentage of contracted UDA delivered 2016 & 2017



Month	Adjusted Scheduled Activity (UDA)	
	2016	2017
April	-137	179
May	526	1,003
June	1,126	1,416
July	2,189	2,305
August	2,820	3,132
September	3,366	3,904
October	3,914	4,626
November	4,675	5,303
December	5,509	5,894
January	5,859	
February	6,807	
March	7,575	
April	7,897	
May	7,941	
June	7,941	

QUALITY

	Quantity	Base Number	Contract	AT	Region	England
% of FP17s for the same patient ID Re-attending within 3 months - Children	48	956	5.0%	10.7%	12.1%	12.4%
% of FP17s for the same patient ID Re-attending within 3 months - Adults	122	2,433	5.0%	15.2%	15.9%	16.6%
% of FP17s for the same patient ID Re-attending between 3 & 9 months - Children	608	956	63.6%	55.5%	58.6%	57.5%
% of FP17s for the same patient ID Re-attending between 3 & 9 months - Adults	677	2,433	27.8%	48.9%	51.5%	50.4%
% of FP17s for Band 1 Urgent Courses	68	3,206	2.1%	8.5%	8.0%	9.1%
% of FP17s Relating to Free Repair or Replacements	10	3,206	0.3%	0.8%	0.8%	0.8%
% of FP17s Relating to Continuations	23	3,206	0.7%	1.1%	1.2%	1.3%
% of Patients satisfied with the dentistry they have received	2	2	N/A	93.6%	92.8%	92.7%
% of Patients satisfied with the time they had to wait for an appointment	2	2	N/A	90.7%	89.2%	88.8%

* This is based on patients treated on this contract for their most recent course of treatment. Figures in italics indicate the base number of FP17s or Patient Questionnaire responses are less than 100. N/A is shown where the base number of responses is less than 10 during the period. % is calculated as Quantity/Base number*100

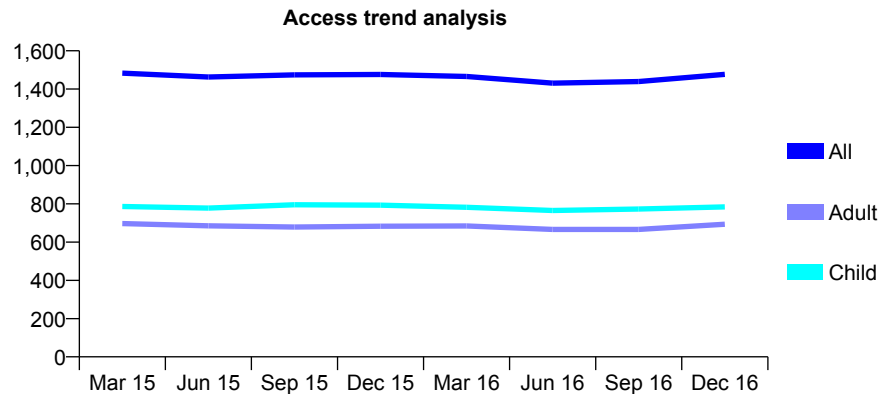
Q57 - Vital Signs At a Glance Contract Report for 304042/0001 - December 2016

Name or company name	Miss N Jayasuriya
Contract type name	GDS Contract
Purpose of contract	General
Contract start date	01/04/2006
Contract end date	

16/17 Contracted general activity (UDA)	3,000
Carry forward general activity (UDA)	-20
16/17 Contracted orthodontic activity (UOA)	0
Carry forward orthodontic activity (UOA)	0
Baseline contract value	£74,044.85

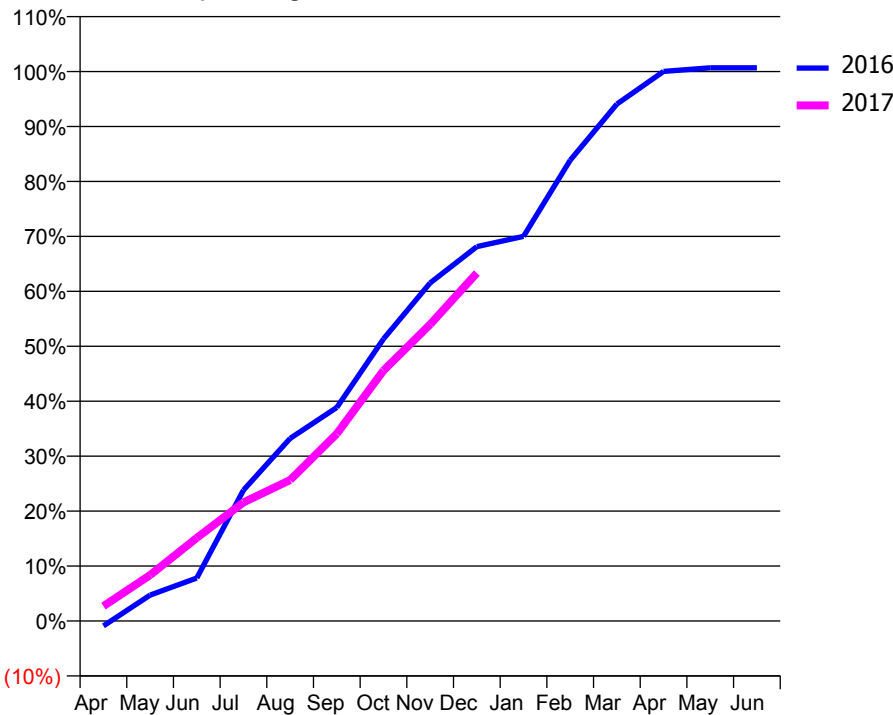
ACCESS*

Patients seen in 24 months	Total	Change since previous quarter
Quarter ending December 2015	1,476	
Quarter ending March 2016	1,466	→
Quarter ending June 2016	1,431	↓
Quarter ending September 2016	1,439	→
Quarter ending December 2016	1,477	↑
Variance since December 2015	0.1%	→



ACTIVITY

Cumulative percentage of contracted UDA delivered 2016 & 2017



Month	Adjusted Scheduled Activity (UDA)	
	2016	2017
April	-27	81
May	142	251
June	235	454
July	715	648
August	997	770
September	1,166	1,022
October	1,540	1,367
November	1,846	1,619
December	2,044	1,900
January	2,100	
February	2,515	
March	2,822	
April	3,001	
May	3,020	
June	3,020	

QUALITY

	Quantity	Base Number	Contract	AT	Region	England
% of FP17s for the same patient ID Re-attending within 3 months - Children	46	720	6.4%	10.7%	12.1%	12.4%
% of FP17s for the same patient ID Re-attending within 3 months - Adults	71	495	14.3%	15.2%	15.9%	16.6%
% of FP17s for the same patient ID Re-attending between 3 & 9 months - Children	318	720	44.2%	55.5%	58.6%	57.5%
% of FP17s for the same patient ID Re-attending between 3 & 9 months - Adults	154	495	31.1%	48.9%	51.5%	50.4%
% of FP17s for Band 1 Urgent Courses	80	1,096	7.3%	8.5%	8.0%	9.1%
% of FP17s Relating to Free Repair or Replacements	4	1,096	0.4%	0.8%	0.8%	0.8%
% of FP17s Relating to Continuations	4	1,096	0.4%	1.1%	1.2%	1.3%
% of Patients satisfied with the dentistry they have received	0	0	N/A	93.6%	92.8%	92.7%
% of Patients satisfied with the time they had to wait for an appointment	0	0	N/A	90.7%	89.2%	88.8%

* This is based on patients treated on this contract for their most recent course of treatment. Figures in italics indicate the base number of FP17s or Patient Questionnaire responses are less than 100. N/A is shown where the base number of responses is less than 10 during the period. % is calculated as Quantity/Base number*100

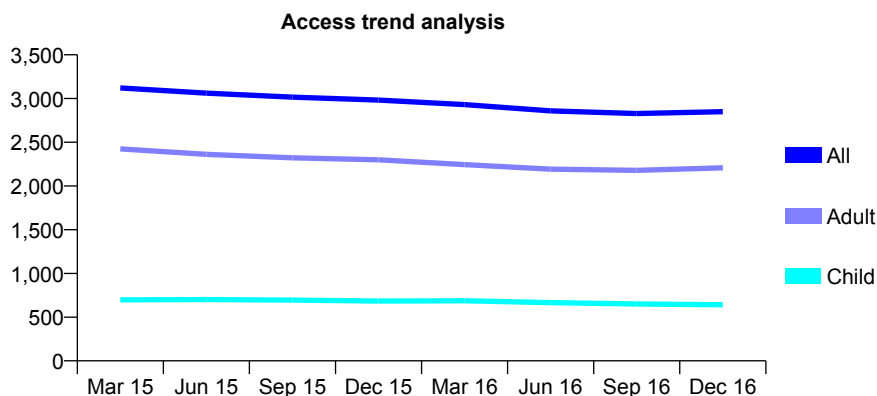
Q57 - Vital Signs At a Glance Contract Report for 305537/0001 - December 2016

Name or company name	MR D RANSOM
Contract type name	GDS Contract
Purpose of contract	General
Contract start date	01/04/2006
Contract end date	

16/17 Contracted general activity (UDA)	7,583
Carry forward general activity (UDA)	0
16/17 Contracted orthodontic activity (UOA)	0
Carry forward orthodontic activity (UOA)	0
Baseline contract value	£166,125.29

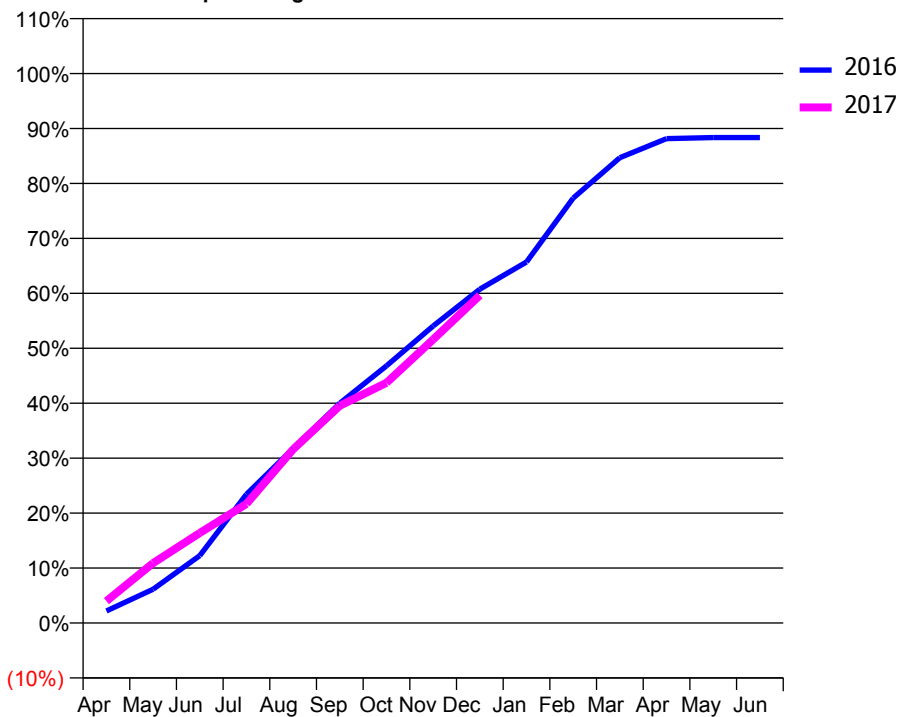
ACCESS*

Patients seen in 24 months	Total	Change since previous quarter
Quarter ending December 2015	2,983	
Quarter ending March 2016	2,931	↓
Quarter ending June 2016	2,858	↓
Quarter ending September 2016	2,828	↓
Quarter ending December 2016	2,849	→
Variance since December 2015	(4.5%)	↓



ACTIVITY

Cumulative percentage of contracted UDA delivered 2016 & 2017



Month	Adjusted Scheduled Activity (UDA)	
	2016	2017
April	163	303
May	454	827
June	905	1,242
July	1,729	1,645
August	2,345	2,396
September	2,953	2,998
October	3,455	3,316
November	3,991	3,913
December	4,486	4,522
January	4,851	
February	5,709	
March	6,251	
April	6,509	
May	6,522	
June	6,522	

QUALITY

	Quantity	Base Number	Contract	AT	Region	England
% of FP17s for the same patient ID Re-attending within 3 months - Children	48	773	6.2%	10.7%	12.1%	12.4%
% of FP17s for the same patient ID Re-attending within 3 months - Adults	366	2,335	15.7%	15.2%	15.9%	16.6%
% of FP17s for the same patient ID Re-attending between 3 & 9 months - Children	509	773	65.8%	55.5%	58.6%	57.5%
% of FP17s for the same patient ID Re-attending between 3 & 9 months - Adults	1,214	2,335	52.0%	48.9%	51.5%	50.4%
% of FP17s for Band 1 Urgent Courses	177	2,347	7.5%	8.5%	8.0%	9.1%
% of FP17s Relating to Free Repair or Replacements	23	2,347	1.0%	0.8%	0.8%	0.8%
% of FP17s Relating to Continuations	57	2,347	2.4%	1.1%	1.2%	1.3%
% of Patients satisfied with the dentistry they have received	10	10	100.0%	93.6%	92.8%	92.7%
% of Patients satisfied with the time they had to wait for an appointment	10	10	100.0%	90.7%	89.2%	88.8%

* This is based on patients treated on this contract for their most recent course of treatment. Figures in italics indicate the base number of FP17s or Patient Questionnaire responses are less than 100. N/A is shown where the base number of responses is less than 10 during the period. % is calculated as Quantity/Base number*100

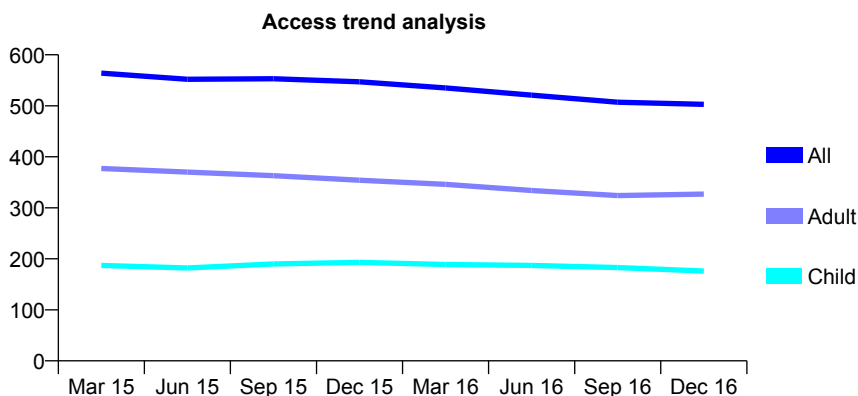
Q57 - Vital Signs At a Glance Contract Report for 306207/0001 - December 2016

Name or company name	MR TJ DALY
Contract type name	GDS Contract
Purpose of contract	General
Contract start date	01/04/2006
Contract end date	

16/17 Contracted general activity (UDA)	1,400
Carry forward general activity (UDA)	-16
16/17 Contracted orthodontic activity (UOA)	0
Carry forward orthodontic activity (UOA)	0
Baseline contract value	£42,603.57

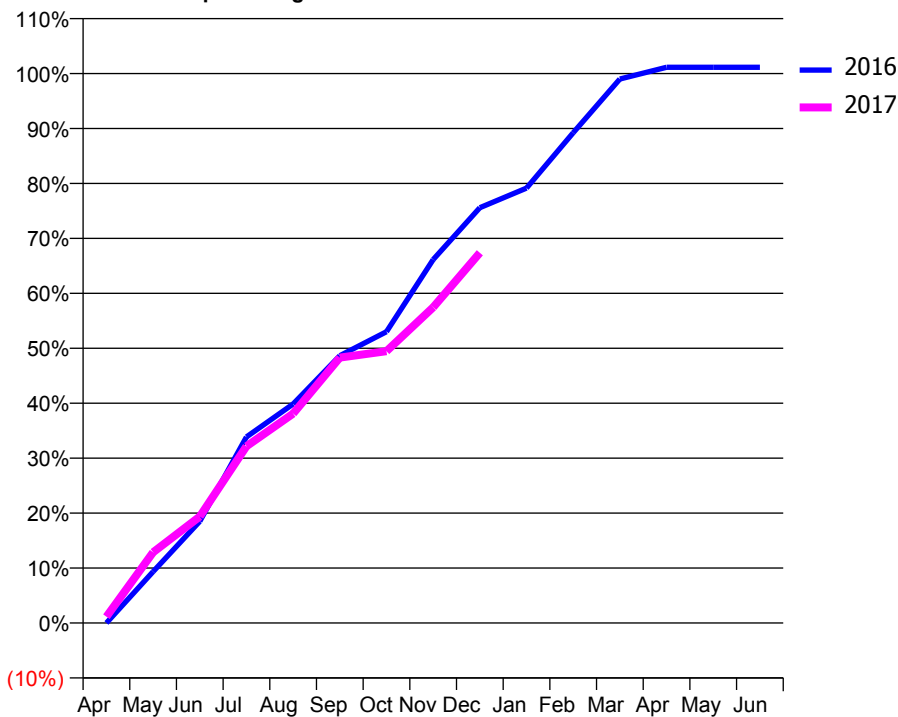
ACCESS*

Patients seen in 24 months	Total	Change since previous quarter
Quarter ending December 2015	547	
Quarter ending March 2016	535	↓
Quarter ending June 2016	521	↓
Quarter ending September 2016	507	↓
Quarter ending December 2016	503	→
Variance since December 2015	(8.0%)	↓



ACTIVITY

Cumulative percentage of contracted UDA delivered 2016 & 2017



Month	Adjusted Scheduled Activity (UDA)	
	2016	2017
April	0	16
May	131	180
June	259	271
July	474	450
August	558	533
September	681	676
October	742	692
November	926	804
December	1,058	943
January	1,108	
February	1,249	
March	1,386	
April	1,416	
May	1,416	
June	1,416	

QUALITY

	Quantity	Base Number	Contract	AT	Region	England
% of FP17s for the same patient ID Re-attending within 3 months - Children	11	209	5.3%	10.7%	12.1%	12.4%
% of FP17s for the same patient ID Re-attending within 3 months - Adults	28	346	8.1%	15.2%	15.9%	16.6%
% of FP17s for the same patient ID Re-attending between 3 & 9 months - Children	140	209	67.0%	55.5%	58.6%	57.5%
% of FP17s for the same patient ID Re-attending between 3 & 9 months - Adults	239	346	69.1%	48.9%	51.5%	50.4%
% of FP17s for Band 1 Urgent Courses	2	540	0.4%	8.5%	8.0%	9.1%
% of FP17s Relating to Free Repair or Replacements	0	540	0.0%	0.8%	0.8%	0.8%
% of FP17s Relating to Continuations	13	540	2.4%	1.1%	1.2%	1.3%
% of Patients satisfied with the dentistry they have received	2	2	N/A	93.6%	92.8%	92.7%
% of Patients satisfied with the time they had to wait for an appointment	2	2	N/A	90.7%	89.2%	88.8%

* This is based on patients treated on this contract for their most recent course of treatment. Figures in italics indicate the base number of FP17s or Patient Questionnaire responses are less than 100. N/A is shown where the base number of responses is less than 10 during the period. % is calculated as Quantity/Base number*100

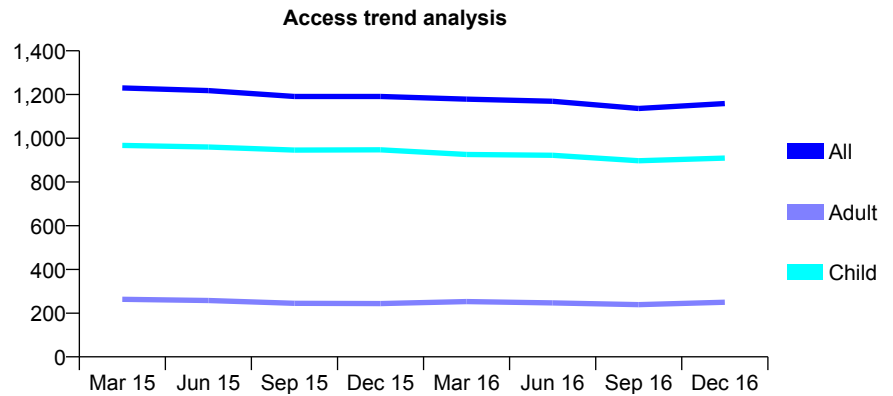
Q57 - Vital Signs At a Glance Contract Report for 306207/0002 - December 2016

Name or company name	MR TJ DALY
Contract type name	GDS Contract
Purpose of contract	General
Contract start date	01/04/2006
Contract end date	

16/17 Contracted general activity (UDA)	3,000
Carry forward general activity (UDA)	0
16/17 Contracted orthodontic activity (UOA)	0
Carry forward orthodontic activity (UOA)	0
Baseline contract value	£84,286.97

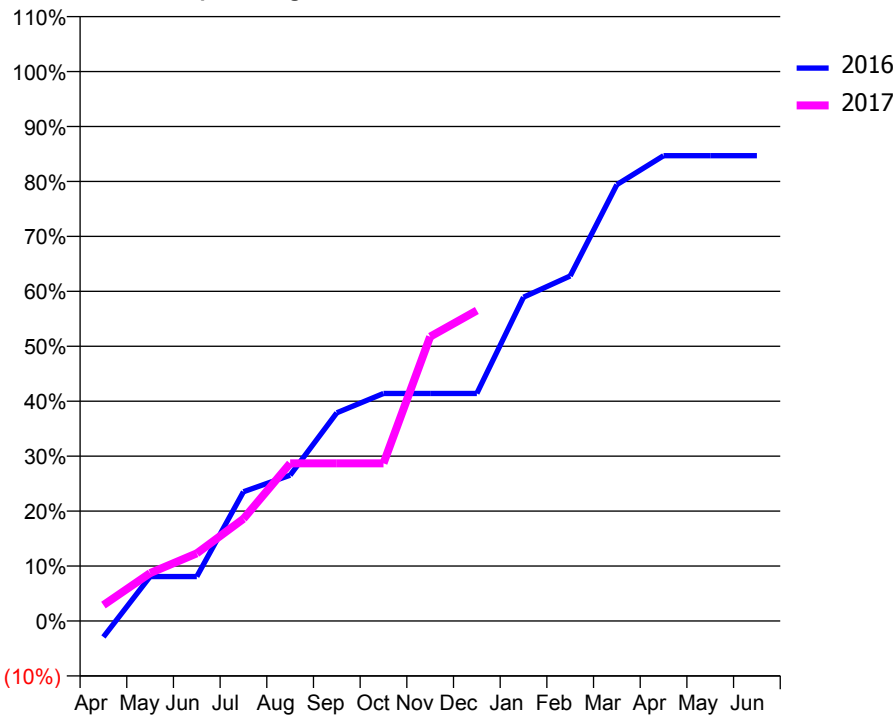
ACCESS*

Patients seen in 24 months	Total	Change since previous quarter
Quarter ending December 2015	1,191	
Quarter ending March 2016	1,179	↓
Quarter ending June 2016	1,169	→
Quarter ending September 2016	1,136	↓
Quarter ending December 2016	1,159	↑
Variance since December 2015	(2.7%)	↓



ACTIVITY

Cumulative percentage of contracted UDA delivered 2016 & 2017



Month	Adjusted Scheduled Activity (UDA)	
	2016	2017
April	-88	87
May	243	262
June	243	370
July	706	558
August	796	861
September	1,137	861
October	1,242	861
November	1,242	1,552
December	1,242	1,695
January	1,768	
February	1,884	
March	2,382	
April	2,540	
May	2,540	
June	2,540	

QUALITY

	Quantity	Base Number	Contract	AT	Region	England
% of FP17s for the same patient ID Re-attending within 3 months - Children	107	1,276	8.4%	10.7%	12.1%	12.4%
% of FP17s for the same patient ID Re-attending within 3 months - Adults	9	162	5.6%	15.2%	15.9%	16.6%
% of FP17s for the same patient ID Re-attending between 3 & 9 months - Children	903	1,276	70.8%	55.5%	58.6%	57.5%
% of FP17s for the same patient ID Re-attending between 3 & 9 months - Adults	109	162	67.3%	48.9%	51.5%	50.4%
% of FP17s for Band 1 Urgent Courses	76	1,328	5.7%	8.5%	8.0%	9.1%
% of FP17s Relating to Free Repair or Replacements	0	1,328	0.0%	0.8%	0.8%	0.8%
% of FP17s Relating to Continuations	16	1,328	1.2%	1.1%	1.2%	1.3%
% of Patients satisfied with the dentistry they have received	3	3	N/A	93.6%	92.8%	92.7%
% of Patients satisfied with the time they had to wait for an appointment	3	3	N/A	90.7%	89.2%	88.8%

* This is based on patients treated on this contract for their most recent course of treatment. Figures in italics indicate the base number of FP17s or Patient Questionnaire responses are less than 100. N/A is shown where the base number of responses is less than 10 during the period. % is calculated as Quantity/Base number*100

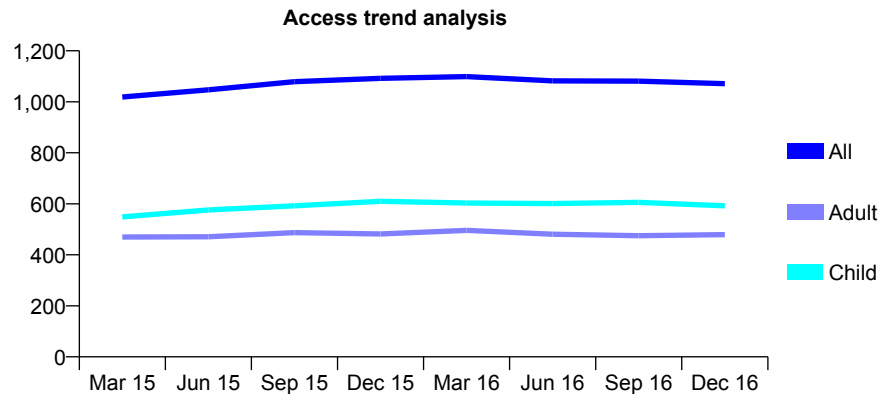
Q57 - Vital Signs At a Glance Contract Report for 320536/0001 - December 2016

Name or company name	MR CY HUANG
Contract type name	GDS Contract
Purpose of contract	General
Contract start date	01/04/2006
Contract end date	

16/17 Contracted general activity (UDA)	2,889
Carry forward general activity (UDA)	-58
16/17 Contracted orthodontic activity (UOA)	0
Carry forward orthodontic activity (UOA)	0
Baseline contract value	£73,121.93

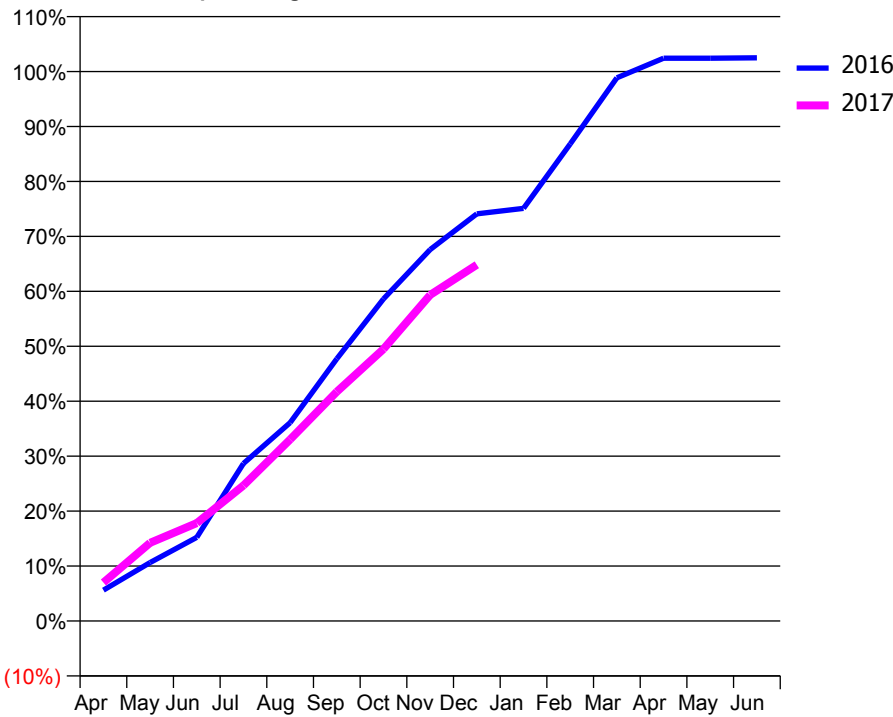
ACCESS*

Patients seen in 24 months	Total	Change since previous quarter
Quarter ending December 2015	1,092	
Quarter ending March 2016	1,099	→
Quarter ending June 2016	1,082	↓
Quarter ending September 2016	1,081	→
Quarter ending December 2016	1,071	→
Variance since December 2015	(1.9%)	↓



ACTIVITY

Cumulative percentage of contracted UDA delivered 2016 & 2017



Month	Adjusted Scheduled Activity (UDA)	
	2016	2017
April	162	202
May	307	411
June	440	515
July	828	712
August	1,043	954
September	1,379	1,205
October	1,694	1,430
November	1,953	1,715
December	2,140	1,873
January	2,169	
February	2,508	
March	2,856	
April	2,959	
May	2,959	
June	2,961	

QUALITY

	Quantity	Base Number	Contract	AT	Region	England
% of FP17s for the same patient ID Re-attending within 3 months - Children	21	612	3.4%	10.7%	12.1%	12.4%
% of FP17s for the same patient ID Re-attending within 3 months - Adults	41	417	9.8%	15.2%	15.9%	16.6%
% of FP17s for the same patient ID Re-attending between 3 & 9 months - Children	355	612	58.0%	55.5%	58.6%	57.5%
% of FP17s for the same patient ID Re-attending between 3 & 9 months - Adults	222	417	53.2%	48.9%	51.5%	50.4%
% of FP17s for Band 1 Urgent Courses	22	973	2.3%	8.5%	8.0%	9.1%
% of FP17s Relating to Free Repair or Replacements	0	973	0.0%	0.8%	0.8%	0.8%
% of FP17s Relating to Continuations	1	973	0.1%	1.1%	1.2%	1.3%
% of Patients satisfied with the dentistry they have received	2	2	N/A	93.6%	92.8%	92.7%
% of Patients satisfied with the time they had to wait for an appointment	2	2	N/A	90.7%	89.2%	88.8%

* This is based on patients treated on this contract for their most recent course of treatment. Figures in italics indicate the base number of FP17s or Patient Questionnaire responses are less than 100. N/A is shown where the base number of responses is less than 10 during the period. % is calculated as Quantity/Base number*100

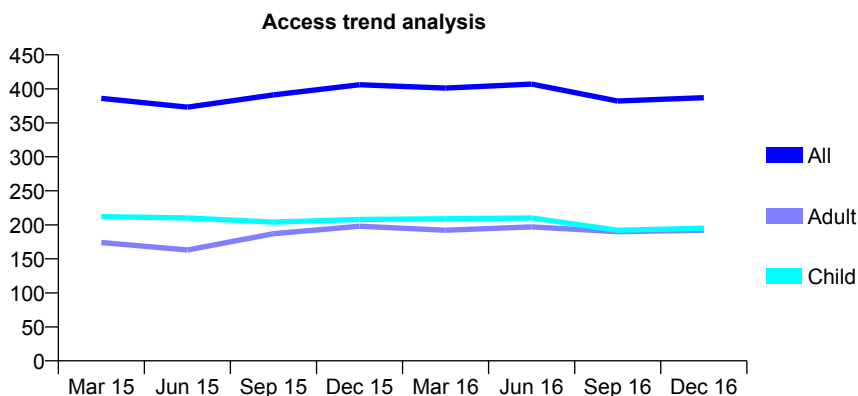
Q57 - Vital Signs At a Glance Contract Report for 321095/0001 - December 2016

Name or company name	MR J STARK
Contract type name	GDS Contract
Purpose of contract	General
Contract start date	01/04/2006
Contract end date	

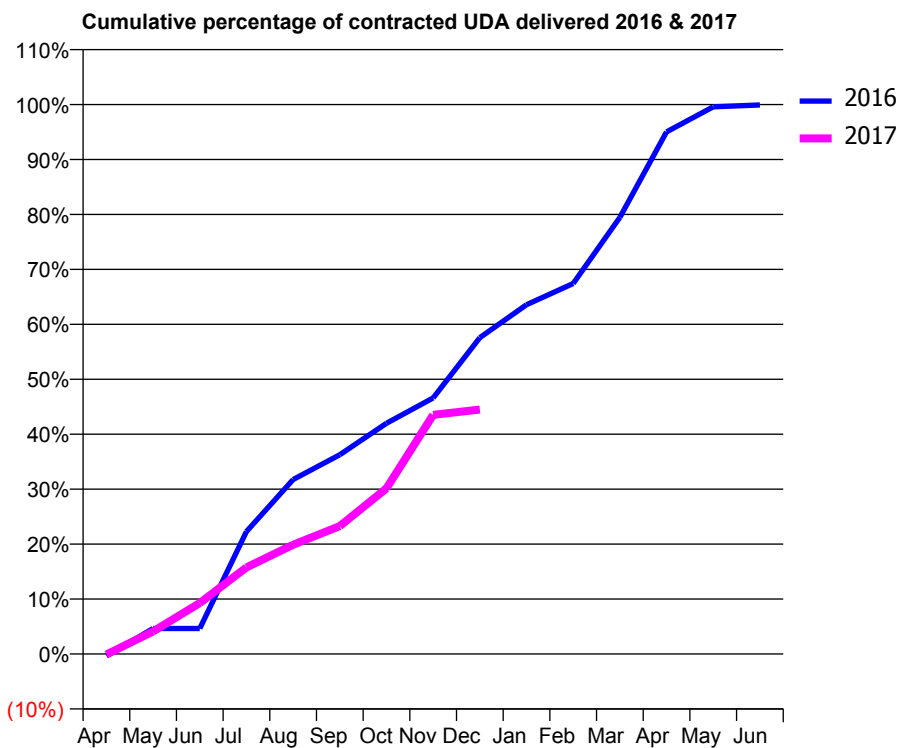
16/17 Contracted general activity (UDA)	850
Carry forward general activity (UDA)	1
16/17 Contracted orthodontic activity (UOA)	0
Carry forward orthodontic activity (UOA)	0
Baseline contract value	£18,069.27

ACCESS*

Patients seen in 24 months	Total	Change since previous quarter
Quarter ending December 2015	406	
Quarter ending March 2016	401	↓
Quarter ending June 2016	407	→
Quarter ending September 2016	382	↓
Quarter ending December 2016	387	→
Variance since December 2015	(4.7%)	↓



ACTIVITY



Month	Adjusted Scheduled Activity (UDA)	
	2016	2017
April	-3	-1
May	40	35
June	40	79
July	189	134
August	270	169
September	308	198
October	357	256
November	396	370
December	489	378
January	540	
February	573	
March	675	
April	808	
May	846	
June	849	

QUALITY

	Quantity	Base Number	Contract	AT	Region	England
% of FP17s for the same patient ID Re-attending within 3 months - Children	22	187	11.8%	10.7%	12.1%	12.4%
% of FP17s for the same patient ID Re-attending within 3 months - Adults	14	110	12.7%	15.2%	15.9%	16.6%
% of FP17s for the same patient ID Re-attending between 3 & 9 months - Children	86	187	46.0%	55.5%	58.6%	57.5%
% of FP17s for the same patient ID Re-attending between 3 & 9 months - Adults	39	110	35.5%	48.9%	51.5%	50.4%
% of FP17s for Band 1 Urgent Courses	41	237	17.3%	8.5%	8.0%	9.1%
% of FP17s Relating to Free Repair or Replacements	3	237	1.3%	0.8%	0.8%	0.8%
% of FP17s Relating to Continuations	0	237	0.0%	1.1%	1.2%	1.3%
% of Patients satisfied with the dentistry they have received	3	3	N/A	93.6%	92.8%	92.7%
% of Patients satisfied with the time they had to wait for an appointment	3	3	N/A	90.7%	89.2%	88.8%

* This is based on patients treated on this contract for their most recent course of treatment. Figures in italics indicate the base number of FP17s or Patient Questionnaire responses are less than 100. N/A is shown where the base number of responses is less than 10 during the period. % is calculated as Quantity/Base number*100

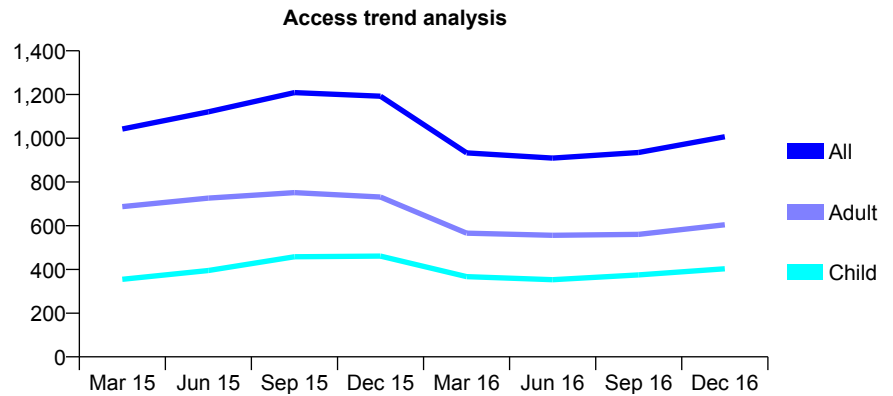
Q57 - Vital Signs At a Glance Contract Report for 321109/0001 - December 2016

Name or company name	MR SI MCKENZIE
Contract type name	GDS Contract
Purpose of contract	General
Contract start date	01/04/2006
Contract end date	

16/17 Contracted general activity (UDA)	2,600
Carry forward general activity (UDA)	-18
16/17 Contracted orthodontic activity (UOA)	0
Carry forward orthodontic activity (UOA)	0
Baseline contract value	£78,439.56

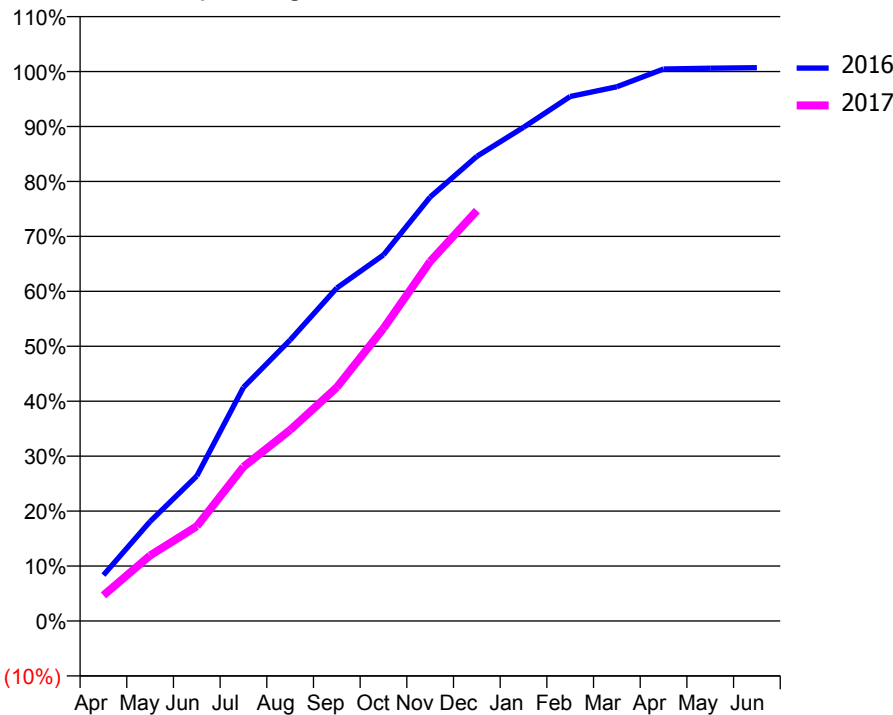
ACCESS*

Patients seen in 24 months	Total	Change since previous quarter
Quarter ending December 2015	1,192	
Quarter ending March 2016	933	↓
Quarter ending June 2016	909	↓
Quarter ending September 2016	935	↑
Quarter ending December 2016	1,007	↑
Variance since December 2015	(15.5%)	↓



ACTIVITY

Cumulative percentage of contracted UDA delivered 2016 & 2017



Month	Adjusted Scheduled Activity (UDA)	
	2016	2017
April	218	121
May	471	310
June	686	448
July	1,106	729
August	1,329	904
September	1,576	1,106
October	1,732	1,384
November	2,006	1,701
December	2,199	1,942
January	2,336	
February	2,482	
March	2,528	
April	2,612	
May	2,616	
June	2,618	

QUALITY

	Quantity	Base Number	Contract	AT	Region	England
% of FP17s for the same patient ID Re-attending within 3 months - Children	26	437	5.9%	10.7%	12.1%	12.4%
% of FP17s for the same patient ID Re-attending within 3 months - Adults	63	643	9.8%	15.2%	15.9%	16.6%
% of FP17s for the same patient ID Re-attending between 3 & 9 months - Children	176	437	40.3%	55.5%	58.6%	57.5%
% of FP17s for the same patient ID Re-attending between 3 & 9 months - Adults	261	643	40.6%	48.9%	51.5%	50.4%
% of FP17s for Band 1 Urgent Courses	68	1,048	6.5%	8.5%	8.0%	9.1%
% of FP17s Relating to Free Repair or Replacements	6	1,048	0.6%	0.8%	0.8%	0.8%
% of FP17s Relating to Continuations	11	1,048	1.0%	1.1%	1.2%	1.3%
% of Patients satisfied with the dentistry they have received	2	2	N/A	93.6%	92.8%	92.7%
% of Patients satisfied with the time they had to wait for an appointment	2	2	N/A	90.7%	89.2%	88.8%

* This is based on patients treated on this contract for their most recent course of treatment. Figures in italics indicate the base number of FP17s or Patient Questionnaire responses are less than 100. N/A is shown where the base number of responses is less than 10 during the period. % is calculated as Quantity/Base number*100

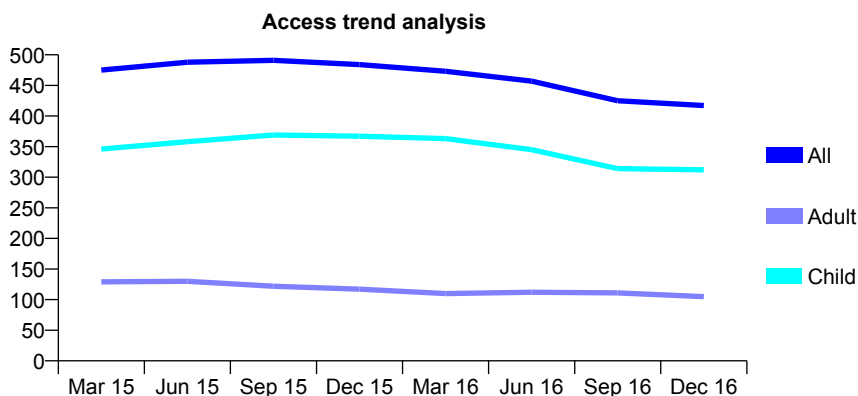
Q57 - Vital Signs At a Glance Contract Report for 323152/0002 - December 2016

Name or company name	MR D DRISCOLL
Contract type name	GDS Contract
Purpose of contract	General
Contract start date	01/04/2009
Contract end date	

16/17 Contracted general activity (UDA)	900
Carry forward general activity (UDA)	0
16/17 Contracted orthodontic activity (UOA)	0
Carry forward orthodontic activity (UOA)	0
Baseline contract value	£21,763.14

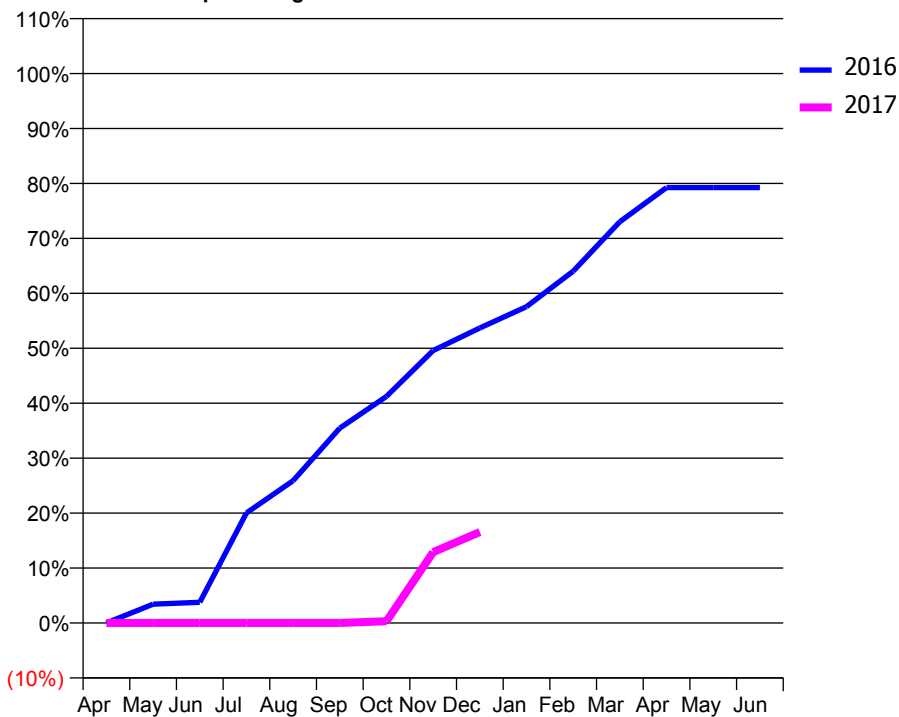
ACCESS*

Patients seen in 24 months	Total	Change since previous quarter
Quarter ending December 2015	484	
Quarter ending March 2016	473	↓
Quarter ending June 2016	457	↓
Quarter ending September 2016	425	↓
Quarter ending December 2016	417	↓
Variance since December 2015	(13.8%)	↓



ACTIVITY

Cumulative percentage of contracted UDA delivered 2016 & 2017



Month	Adjusted Scheduled Activity (UDA)	
	2016	2017
April	0	0
May	31	0
June	34	0
July	180	0
August	233	0
September	319	0
October	371	3
November	446	116
December	483	149
January	518	
February	576	
March	657	
April	713	
May	713	
June	713	

QUALITY

	Quantity	Base Number	Contract	AT	Region	England
% of FP17s for the same patient ID Re-attending within 3 months - Children	5	131	3.8%	10.7%	12.1%	12.4%
% of FP17s for the same patient ID Re-attending within 3 months - Adults	0	19	0.0%	15.2%	15.9%	16.6%
% of FP17s for the same patient ID Re-attending between 3 & 9 months - Children	45	131	34.4%	55.5%	58.6%	57.5%
% of FP17s for the same patient ID Re-attending between 3 & 9 months - Adults	6	19	31.6%	48.9%	51.5%	50.4%
% of FP17s for Band 1 Urgent Courses	0	110	0.0%	8.5%	8.0%	9.1%
% of FP17s Relating to Free Repair or Replacements	0	110	0.0%	0.8%	0.8%	0.8%
% of FP17s Relating to Continuations	0	110	0.0%	1.1%	1.2%	1.3%
% of Patients satisfied with the dentistry they have received	0	0	N/A	93.6%	92.8%	92.7%
% of Patients satisfied with the time they had to wait for an appointment	0	0	N/A	90.7%	89.2%	88.8%

* This is based on patients treated on this contract for their most recent course of treatment. Figures in italics indicate the base number of FP17s or Patient Questionnaire responses are less than 100. N/A is shown where the base number of responses is less than 10 during the period. % is calculated as Quantity/Base number*100

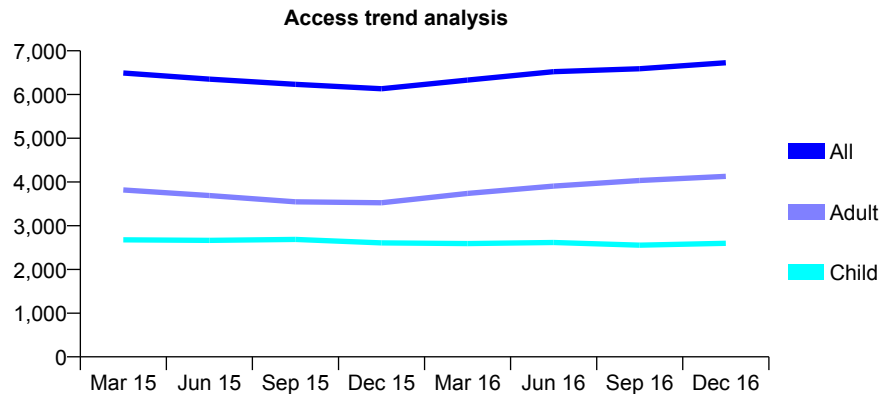
Q57 - Vital Signs At a Glance Contract Report for 336084/0001 - December 2016

Name or company name	MR CA VAN DER MERWE
Contract type name	GDS Contract
Purpose of contract	General
Contract start date	01/04/2006
Contract end date	

16/17 Contracted general activity (UDA)	17,359
Carry forward general activity (UDA)	0
16/17 Contracted orthodontic activity (UOA)	0
Carry forward orthodontic activity (UOA)	0
Baseline contract value	£751,978.79

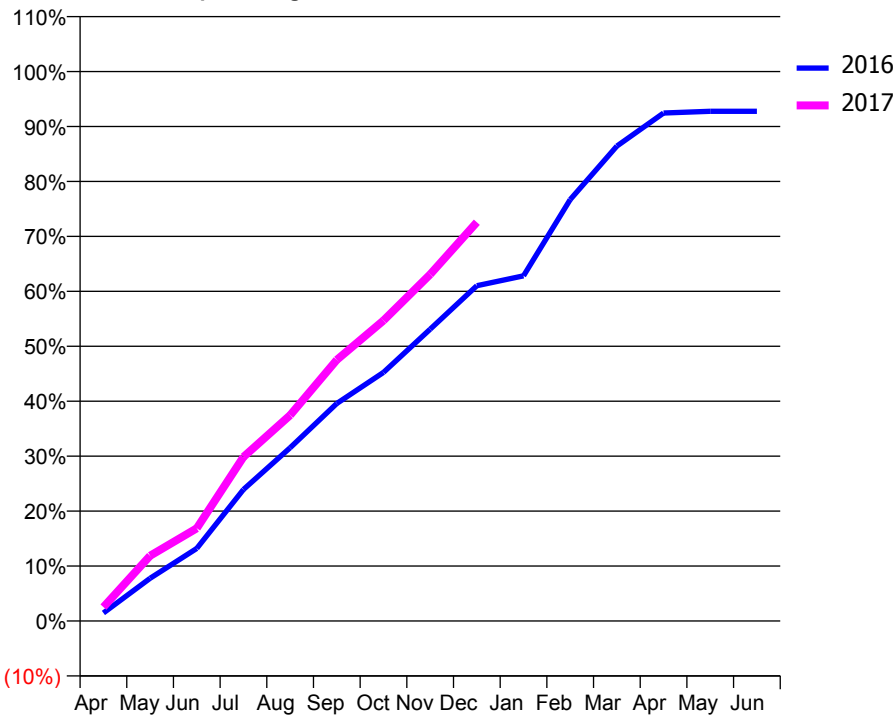
ACCESS*

Patients seen in 24 months	Total	Change since previous quarter
Quarter ending December 2015	6,131	
Quarter ending March 2016	6,329	↑
Quarter ending June 2016	6,523	↑
Quarter ending September 2016	6,589	→
Quarter ending December 2016	6,726	↑
Variance since December 2015	9.7%	↑



ACTIVITY

Cumulative percentage of contracted UDA delivered 2016 & 2017



Month	Adjusted Scheduled Activity (UDA)	
	2016	2017
April	254	439
May	1,351	2,063
June	2,292	2,928
July	4,156	5,181
August	5,473	6,503
September	6,872	8,250
October	7,854	9,491
November	9,219	10,950
December	10,594	12,599
January	10,904	
February	13,313	
March	15,002	
April	16,048	
May	16,102	
June	16,102	

QUALITY

	Quantity	Base Number	Contract	AT	Region	England
% of FP17s for the same patient ID Re-attending within 3 months - Children	112	2,450	4.6%	10.7%	12.1%	12.4%
% of FP17s for the same patient ID Re-attending within 3 months - Adults	244	3,553	6.9%	15.2%	15.9%	16.6%
% of FP17s for the same patient ID Re-attending between 3 & 9 months - Children	623	2,450	25.4%	55.5%	58.6%	57.5%
% of FP17s for the same patient ID Re-attending between 3 & 9 months - Adults	885	3,553	24.9%	48.9%	51.5%	50.4%
% of FP17s for Band 1 Urgent Courses	227	5,530	4.1%	8.5%	8.0%	9.1%
% of FP17s Relating to Free Repair or Replacements	26	5,530	0.5%	0.8%	0.8%	0.8%
% of FP17s Relating to Continuations	12	5,530	0.2%	1.1%	1.2%	1.3%
% of Patients satisfied with the dentistry they have received	5	6	N/A	93.6%	92.8%	92.7%
% of Patients satisfied with the time they had to wait for an appointment	5	6	N/A	90.7%	89.2%	88.8%

* This is based on patients treated on this contract for their most recent course of treatment. Figures in italics indicate the base number of FP17s or Patient Questionnaire responses are less than 100. N/A is shown where the base number of responses is less than 10 during the period. % is calculated as Quantity/Base number*100

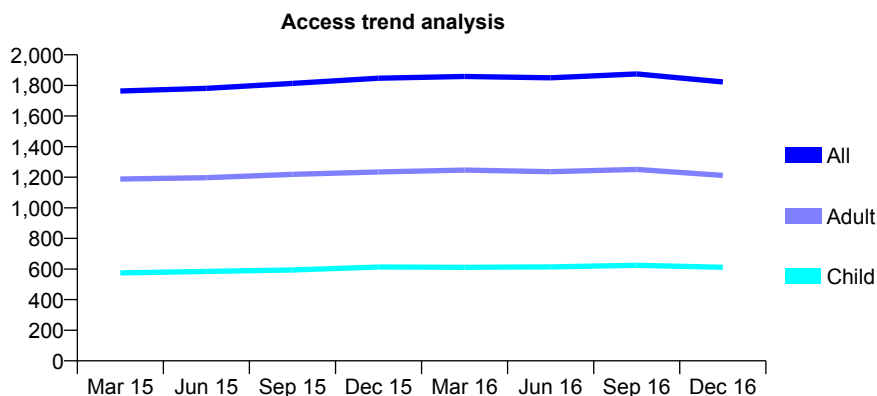
Q57 - Vital Signs At a Glance Contract Report for 341126/0001 - December 2016

Name or company name	MRS OO ARAYOMI
Contract type name	GDS Contract
Purpose of contract	General
Contract start date	01/04/2006
Contract end date	

16/17 Contracted general activity (UDA)	4,752
Carry forward general activity (UDA)	108
16/17 Contracted orthodontic activity (UOA)	0
Carry forward orthodontic activity (UOA)	0
Baseline contract value	£125,988.94

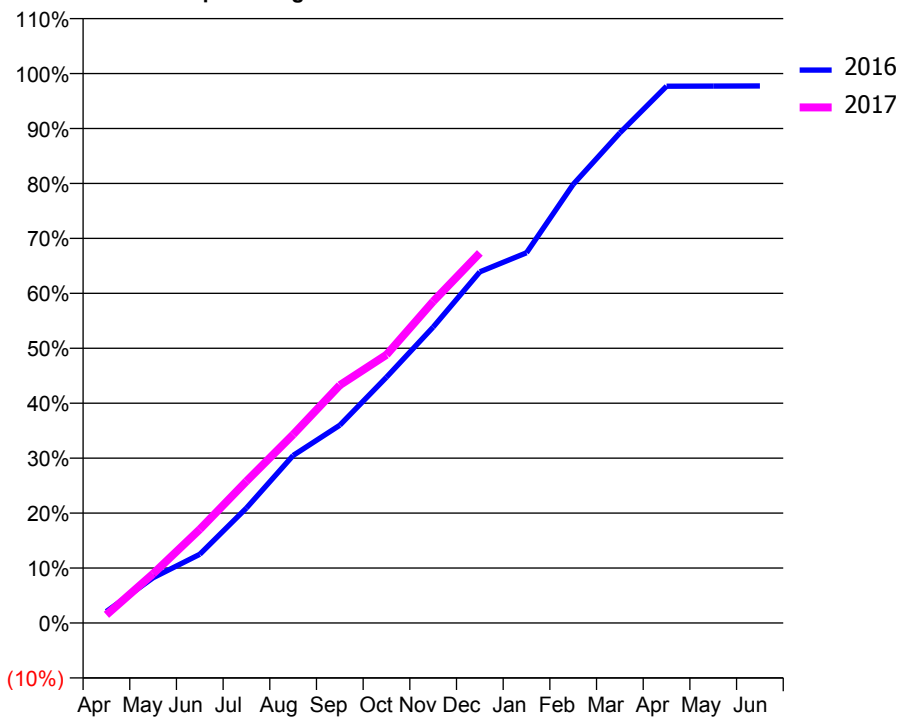
ACCESS*

Patients seen in 24 months	Total	Change since previous quarter
Quarter ending December 2015	1,847	
Quarter ending March 2016	1,858	→
Quarter ending June 2016	1,850	→
Quarter ending September 2016	1,875	→
Quarter ending December 2016	1,823	↓
Variance since December 2015	(1.3%)	↓



ACTIVITY

Cumulative percentage of contracted UDA delivered 2016 & 2017



Month	Adjusted Scheduled Activity (UDA)	
	2016	2017
April	100	70
May	392	426
June	594	810
July	995	1,227
August	1,449	1,630
September	1,711	2,057
October	2,125	2,320
November	2,559	2,781
December	3,037	3,200
January	3,202	
February	3,793	
March	4,238	
April	4,642	
May	4,643	
June	4,644	

QUALITY

	Quantity	Base Number	Contract	AT	Region	England
% of FP17s for the same patient ID Re-attending within 3 months - Children	29	514	5.6%	10.7%	12.1%	12.4%
% of FP17s for the same patient ID Re-attending within 3 months - Adults	153	1,108	13.8%	15.2%	15.9%	16.6%
% of FP17s for the same patient ID Re-attending between 3 & 9 months - Children	233	514	45.3%	55.5%	58.6%	57.5%
% of FP17s for the same patient ID Re-attending between 3 & 9 months - Adults	443	1,108	40.0%	48.9%	51.5%	50.4%
% of FP17s for Band 1 Urgent Courses	227	1,501	15.1%	8.5%	8.0%	9.1%
% of FP17s Relating to Free Repair or Replacements	15	1,501	1.0%	0.8%	0.8%	0.8%
% of FP17s Relating to Continuations	27	1,501	1.8%	1.1%	1.2%	1.3%
% of Patients satisfied with the dentistry they have received	2	2	N/A	93.6%	92.8%	92.7%
% of Patients satisfied with the time they had to wait for an appointment	2	2	N/A	90.7%	89.2%	88.8%

* This is based on patients treated on this contract for their most recent course of treatment. Figures in italics indicate the base number of FP17s or Patient Questionnaire responses are less than 100. N/A is shown where the base number of responses is less than 10 during the period. % is calculated as Quantity/Base number*100

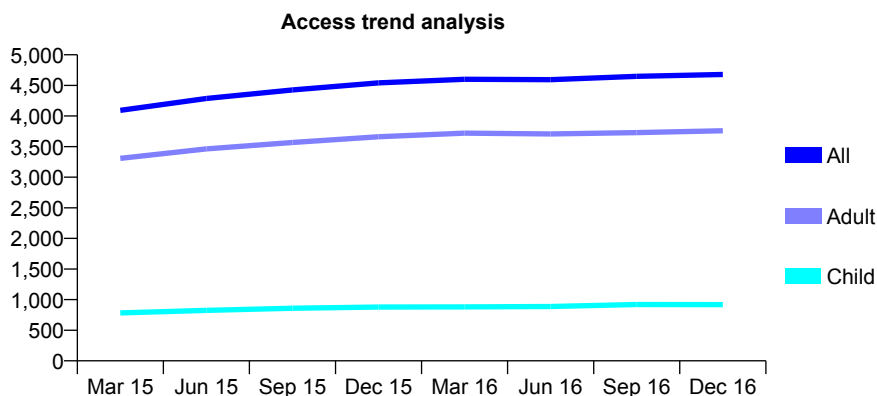
Q57 - Vital Signs At a Glance Contract Report for 342521/0003 - December 2016

Name or company name	MR J AHMED
Contract type name	GDS Contract
Purpose of contract	General
Contract start date	01/04/2006
Contract end date	

16/17 Contracted general activity (UDA)	13,000
Carry forward general activity (UDA)	-101
16/17 Contracted orthodontic activity (UOA)	0
Carry forward orthodontic activity (UOA)	0
Baseline contract value	£328,049.32

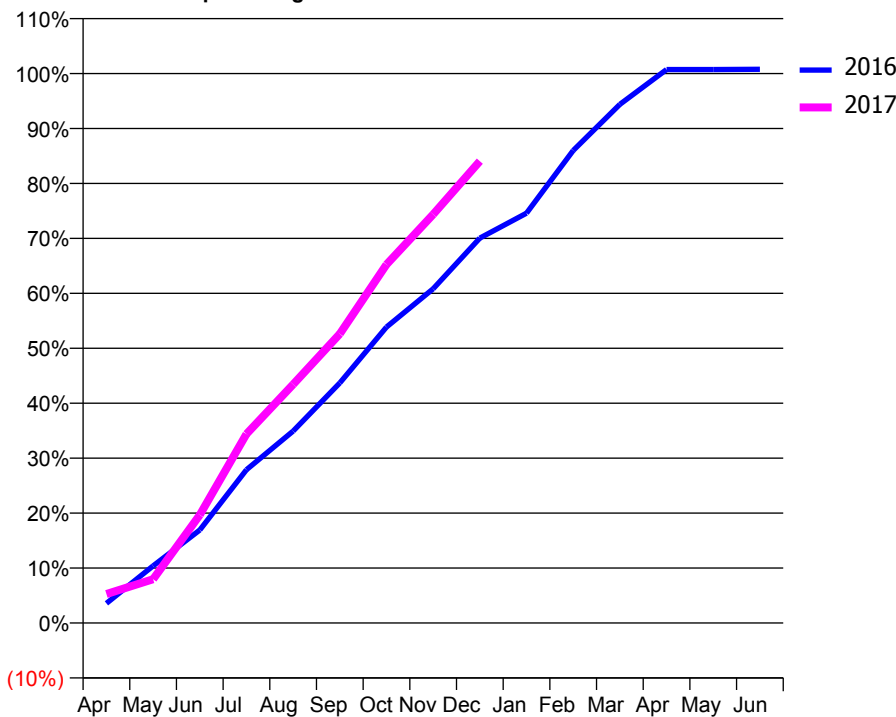
ACCESS*

Patients seen in 24 months	Total	Change since previous quarter
Quarter ending December 2015	4,541	
Quarter ending March 2016	4,601	→
Quarter ending June 2016	4,594	→
Quarter ending September 2016	4,649	→
Quarter ending December 2016	4,678	→
Variance since December 2015	3.0%	↑



ACTIVITY

Cumulative percentage of contracted UDA delivered 2016 & 2017



Month	Adjusted Scheduled Activity (UDA)	
	2016	2017
April	465	688
May	1,351	1,037
June	2,201	2,557
July	3,628	4,471
August	4,540	5,645
September	5,679	6,840
October	7,000	8,483
November	7,909	9,668
December	9,105	10,927
January	9,697	
February	11,179	
March	12,269	
April	13,094	
May	13,094	
June	13,101	

QUALITY

	Quantity	Base Number	Contract	AT	Region	England
% of FP17s for the same patient ID Re-attending within 3 months - Children	111	1,030	10.8%	10.7%	12.1%	12.4%
% of FP17s for the same patient ID Re-attending within 3 months - Adults	762	4,334	17.6%	15.2%	15.9%	16.6%
% of FP17s for the same patient ID Re-attending between 3 & 9 months - Children	564	1,030	54.8%	55.5%	58.6%	57.5%
% of FP17s for the same patient ID Re-attending between 3 & 9 months - Adults	2,517	4,334	58.1%	48.9%	51.5%	50.4%
% of FP17s for Band 1 Urgent Courses	420	4,894	8.6%	8.5%	8.0%	9.1%
% of FP17s Relating to Free Repair or Replacements	116	4,894	2.4%	0.8%	0.8%	0.8%
% of FP17s Relating to Continuations	128	4,894	2.6%	1.1%	1.2%	1.3%
% of Patients satisfied with the dentistry they have received	5	6	N/A	93.6%	92.8%	92.7%
% of Patients satisfied with the time they had to wait for an appointment	5	6	N/A	90.7%	89.2%	88.8%

* This is based on patients treated on this contract for their most recent course of treatment. Figures in italics indicate the base number of FP17s or Patient Questionnaire responses are less than 100. N/A is shown where the base number of responses is less than 10 during the period. % is calculated as Quantity/Base number*100

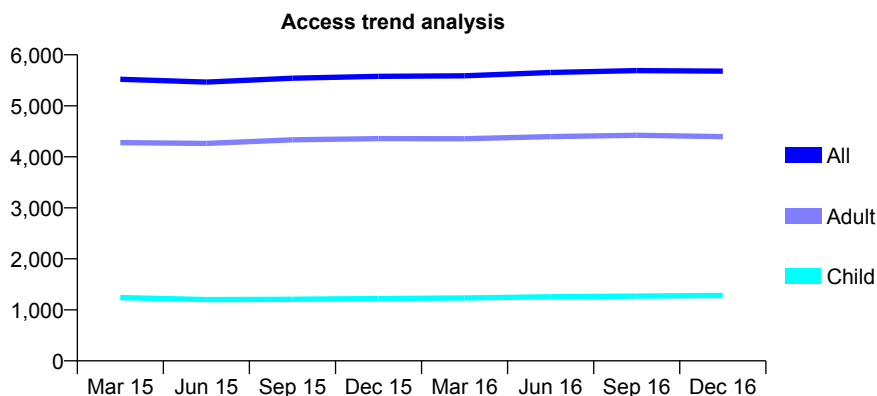
Q57 - Vital Signs At a Glance Contract Report for 356131/0001 - December 2016

Name or company name	MS J HAFTBARADARAN MOHAMMADI
Contract type name	GDS Contract
Purpose of contract	General
Contract start date	01/04/2006
Contract end date	

16/17 Contracted general activity (UDA)	20,000
Carry forward general activity (UDA)	-52
16/17 Contracted orthodontic activity (UOA)	0
Carry forward orthodontic activity (UOA)	0
Baseline contract value	£487,554.67

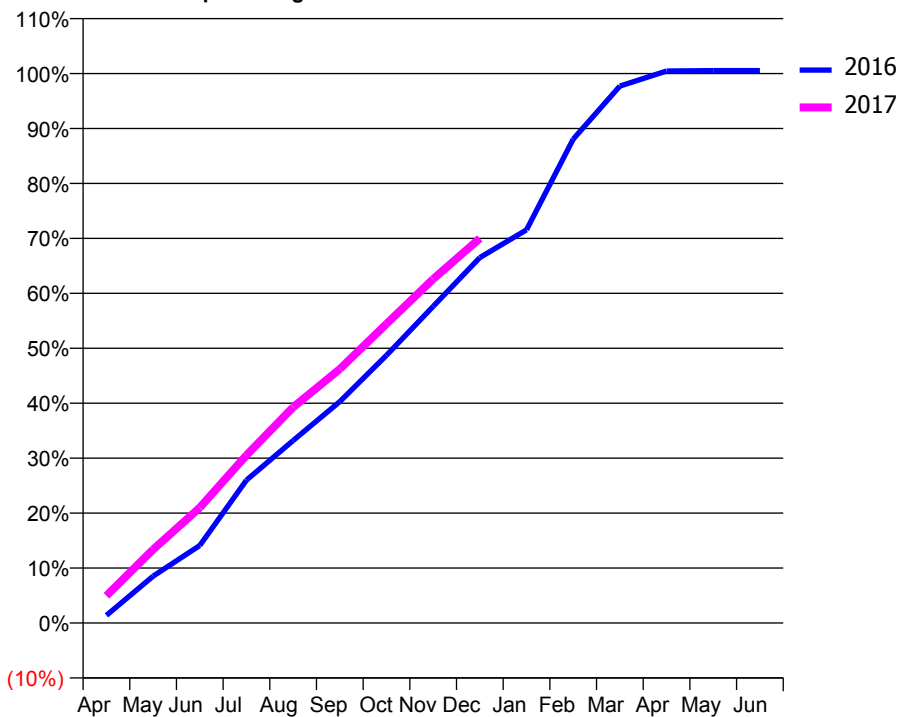
ACCESS*

Patients seen in 24 months	Total	Change since previous quarter
Quarter ending December 2015	5,578	
Quarter ending March 2016	5,587	→
Quarter ending June 2016	5,653	→
Quarter ending September 2016	5,689	→
Quarter ending December 2016	5,679	→
Variance since December 2015	1.8%	→



ACTIVITY

Cumulative percentage of contracted UDA delivered 2016 & 2017



QUALITY

	Quantity	Base Number	Contract	AT	Region	England
% of FP17s for the same patient ID Re-attending within 3 months - Children	150	1,473	10.2%	10.7%	12.1%	12.4%
% of FP17s for the same patient ID Re-attending within 3 months - Adults	1,512	5,670	26.7%	15.2%	15.9%	16.6%
% of FP17s for the same patient ID Re-attending between 3 & 9 months - Children	867	1,473	58.9%	55.5%	58.6%	57.5%
% of FP17s for the same patient ID Re-attending between 3 & 9 months - Adults	3,057	5,670	53.9%	48.9%	51.5%	50.4%
% of FP17s for Band 1 Urgent Courses	297	6,861	4.3%	8.5%	8.0%	9.1%
% of FP17s Relating to Free Repair or Replacements	135	6,861	2.0%	0.8%	0.8%	0.8%
% of FP17s Relating to Continuations	181	6,861	2.6%	1.1%	1.2%	1.3%
% of Patients satisfied with the dentistry they have received	19	20	95.0%	93.6%	92.8%	92.7%
% of Patients satisfied with the time they had to wait for an appointment	19	20	95.0%	90.7%	89.2%	88.8%

* This is based on patients treated on this contract for their most recent course of treatment. Figures in italics indicate the base number of FP17s or Patient Questionnaire responses are less than 100. N/A is shown where the base number of responses is less than 10 during the period. % is calculated as Quantity/Base number*100

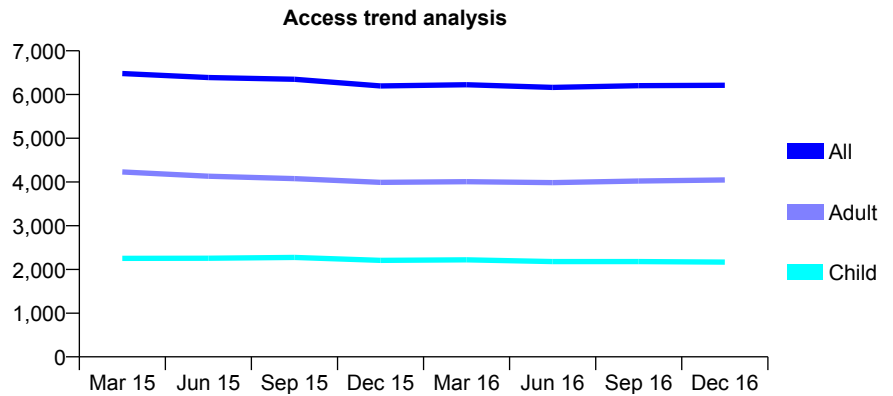
Q57 - Vital Signs At a Glance Contract Report for 357723/0001 - December 2016

Name or company name	MR AG LADVA
Contract type name	GDS Contract
Purpose of contract	General
Contract start date	01/04/2006
Contract end date	

16/17 Contracted general activity (UDA)	13,311
Carry forward general activity (UDA)	-266
16/17 Contracted orthodontic activity (UOA)	0
Carry forward orthodontic activity (UOA)	0
Baseline contract value	£376,352.73

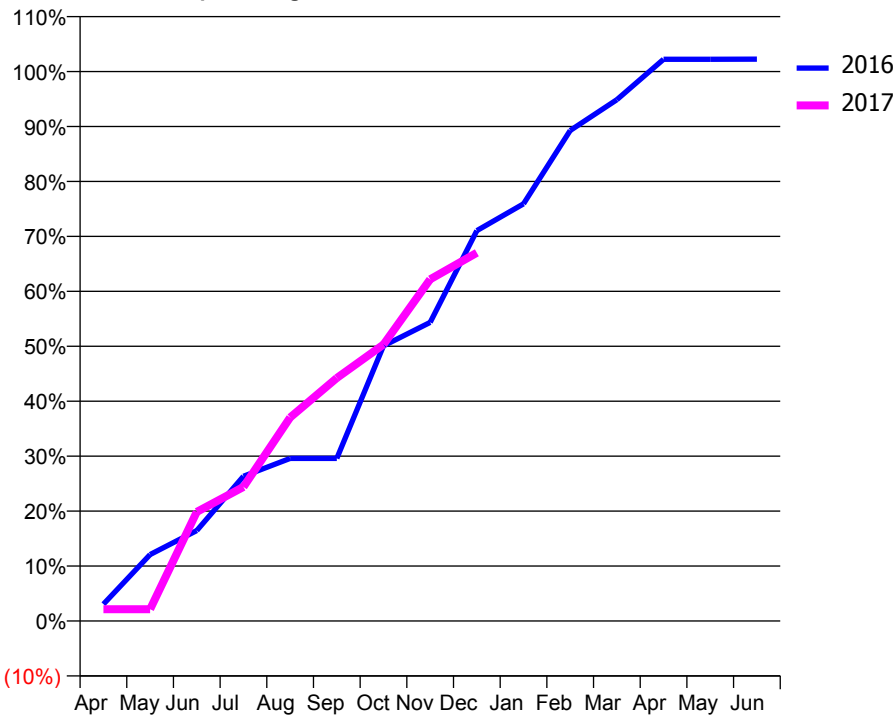
ACCESS*

Patients seen in 24 months	Total	Change since previous quarter
Quarter ending December 2015	6,197	
Quarter ending March 2016	6,224	→
Quarter ending June 2016	6,162	→
Quarter ending September 2016	6,202	→
Quarter ending December 2016	6,213	→
Variance since December 2015	0.3%	→



ACTIVITY

Cumulative percentage of contracted UDA delivered 2016 & 2017



Month	Adjusted Scheduled Activity (UDA)	
	2016	2017
April	409	287
May	1,611	287
June	2,191	2,644
July	3,506	3,247
August	3,938	4,932
September	3,938	5,889
October	6,665	6,696
November	7,233	8,278
December	9,455	8,919
January	10,105	
February	11,882	
March	12,627	
April	13,608	
May	13,608	
June	13,610	

QUALITY

	Quantity	Base Number	Contract	AT	Region	England
% of FP17s for the same patient ID Re-attending within 3 months - Children	140	2,498	5.6%	10.7%	12.1%	12.4%
% of FP17s for the same patient ID Re-attending within 3 months - Adults	356	3,817	9.3%	15.2%	15.9%	16.6%
% of FP17s for the same patient ID Re-attending between 3 & 9 months - Children	1,471	2,498	58.9%	55.5%	58.6%	57.5%
% of FP17s for the same patient ID Re-attending between 3 & 9 months - Adults	1,868	3,817	48.9%	48.9%	51.5%	50.4%
% of FP17s for Band 1 Urgent Courses	299	5,018	6.0%	8.5%	8.0%	9.1%
% of FP17s Relating to Free Repair or Replacements	8	5,018	0.2%	0.8%	0.8%	0.8%
% of FP17s Relating to Continuations	59	5,018	1.2%	1.1%	1.2%	1.3%
% of Patients satisfied with the dentistry they have received	9	10	90.0%	93.6%	92.8%	92.7%
% of Patients satisfied with the time they had to wait for an appointment	9	10	90.0%	90.7%	89.2%	88.8%

* This is based on patients treated on this contract for their most recent course of treatment. Figures in italics indicate the base number of FP17s or Patient Questionnaire responses are less than 100. N/A is shown where the base number of responses is less than 10 during the period. % is calculated as Quantity/Base number*100

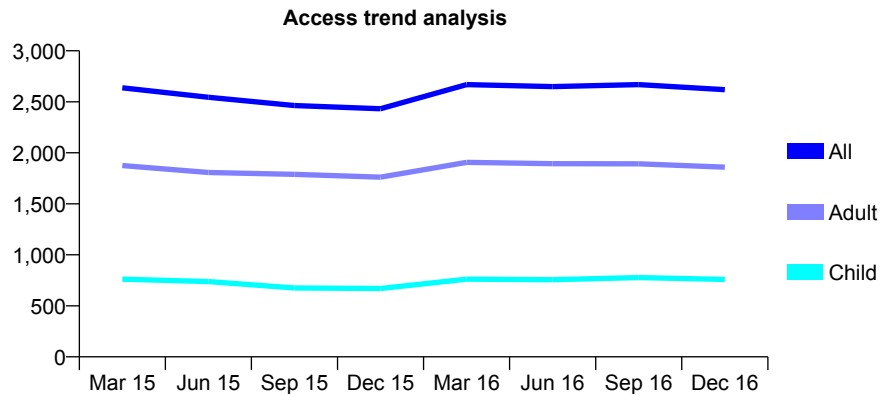
Q57 - Vital Signs At a Glance Contract Report for 358525/0001 - December 2016

Name or company name	MRS OM AROWOJOLU
Contract type name	GDS Contract
Purpose of contract	General
Contract start date	01/04/2006
Contract end date	

16/17 Contracted general activity (UDA)	6,800
Carry forward general activity (UDA)	-28
16/17 Contracted orthodontic activity (UOA)	0
Carry forward orthodontic activity (UOA)	0
Baseline contract value	£191,504.40

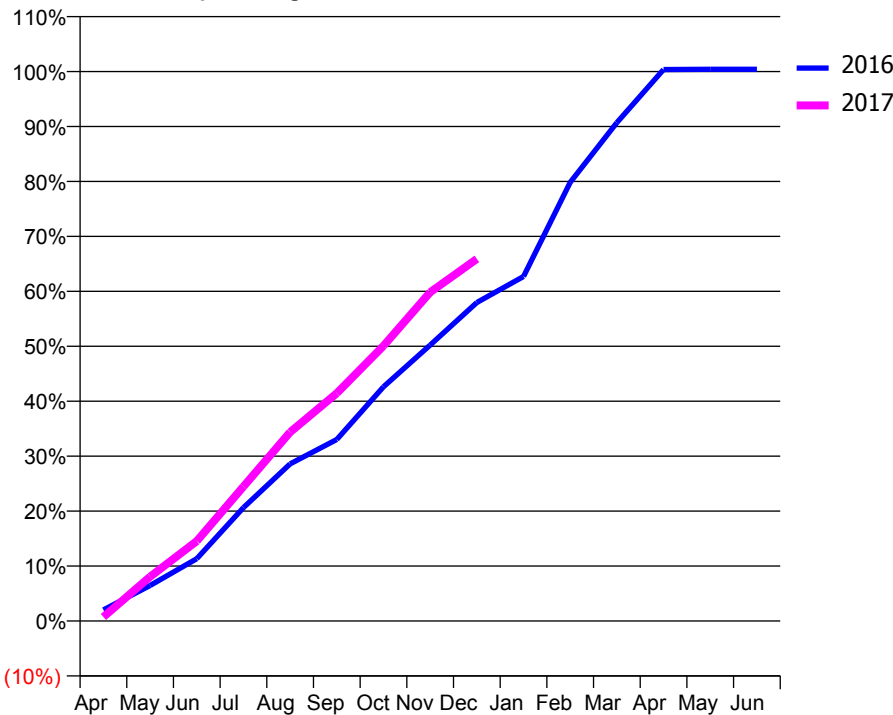
ACCESS*

Patients seen in 24 months	Total	Change since previous quarter
Quarter ending December 2015	2,432	
Quarter ending March 2016	2,668	↑
Quarter ending June 2016	2,649	→
Quarter ending September 2016	2,669	→
Quarter ending December 2016	2,619	↓
Variance since December 2015	7.7%	↑



ACTIVITY

Cumulative percentage of contracted UDA delivered 2016 & 2017



Month	Adjusted Scheduled Activity (UDA)	
	2016	2017
April	137	50
May	439	548
June	771	989
July	1,404	1,664
August	1,944	2,338
September	2,247	2,820
October	2,899	3,406
November	3,414	4,068
December	3,942	4,482
January	4,263	
February	5,427	
March	6,168	
April	6,825	
May	6,828	
June	6,828	

QUALITY

	Quantity	Base Number	Contract	AT	Region	England
% of FP17s for the same patient ID Re-attending within 3 months - Children	18	597	3.0%	10.7%	12.1%	12.4%
% of FP17s for the same patient ID Re-attending within 3 months - Adults	156	1,546	10.1%	15.2%	15.9%	16.6%
% of FP17s for the same patient ID Re-attending between 3 & 9 months - Children	216	597	36.2%	55.5%	58.6%	57.5%
% of FP17s for the same patient ID Re-attending between 3 & 9 months - Adults	667	1,546	43.1%	48.9%	51.5%	50.4%
% of FP17s for Band 1 Urgent Courses	93	1,968	4.7%	8.5%	8.0%	9.1%
% of FP17s Relating to Free Repair or Replacements	26	1,968	1.3%	0.8%	0.8%	0.8%
% of FP17s Relating to Continuations	36	1,968	1.8%	1.1%	1.2%	1.3%
% of Patients satisfied with the dentistry they have received	5	5	N/A	93.6%	92.8%	92.7%
% of Patients satisfied with the time they had to wait for an appointment	5	5	N/A	90.7%	89.2%	88.8%

* This is based on patients treated on this contract for their most recent course of treatment. Figures in italics indicate the base number of FP17s or Patient Questionnaire responses are less than 100. N/A is shown where the base number of responses is less than 10 during the period. % is calculated as Quantity/Base number*100

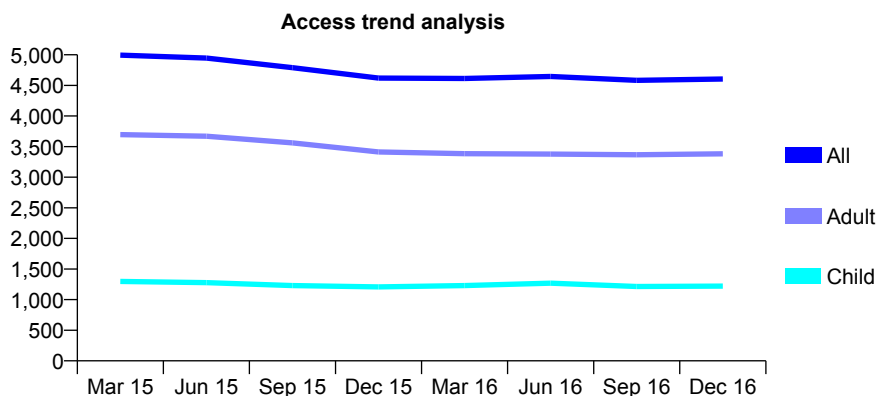
Q57 - Vital Signs At a Glance Contract Report for 359270/0002 - December 2016

Name or company name	MR AF RAI
Contract type name	GDS Contract
Purpose of contract	General
Contract start date	01/02/2009
Contract end date	

16/17 Contracted general activity (UDA)	12,000
Carry forward general activity (UDA)	0
16/17 Contracted orthodontic activity (UOA)	0
Carry forward orthodontic activity (UOA)	0
Baseline contract value	£288,503.91

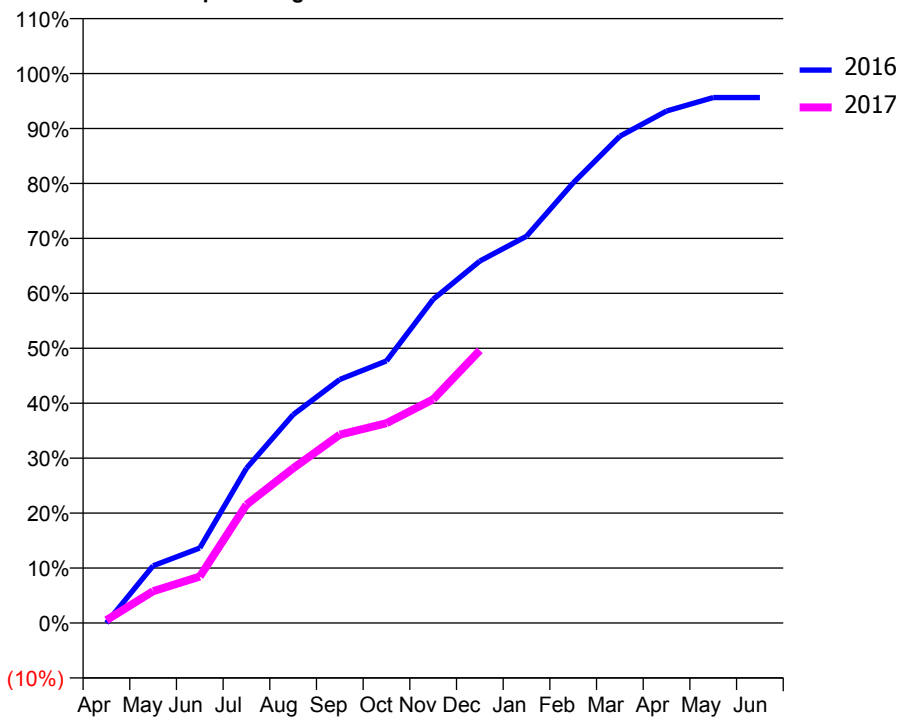
ACCESS*

Patients seen in 24 months	Total	Change since previous quarter
Quarter ending December 2015	4,620	
Quarter ending March 2016	4,613	→
Quarter ending June 2016	4,647	→
Quarter ending September 2016	4,583	↓
Quarter ending December 2016	4,604	→
Variance since December 2015	(0.3%)	→



ACTIVITY

Cumulative percentage of contracted UDA delivered 2016 & 2017



Month	Adjusted Scheduled Activity (UDA)	
	2016	2017
April	0	64
May	1,252	694
June	1,637	1,015
July	3,379	2,584
August	4,551	3,379
September	5,318	4,114
October	5,723	4,363
November	7,070	4,884
December	7,904	5,954
January	8,446	
February	9,612	
March	10,631	
April	11,182	
May	11,476	
June	11,476	

QUALITY

	Quantity	Base Number	Contract	AT	Region	England
% of FP17s for the same patient ID Re-attending within 3 months - Children	65	933	7.0%	10.7%	12.1%	12.4%
% of FP17s for the same patient ID Re-attending within 3 months - Adults	258	2,366	10.9%	15.2%	15.9%	16.6%
% of FP17s for the same patient ID Re-attending between 3 & 9 months - Children	395	933	42.3%	55.5%	58.6%	57.5%
% of FP17s for the same patient ID Re-attending between 3 & 9 months - Adults	956	2,366	40.4%	48.9%	51.5%	50.4%
% of FP17s for Band 1 Urgent Courses	248	2,853	8.7%	8.5%	8.0%	9.1%
% of FP17s Relating to Free Repair or Replacements	33	2,853	1.2%	0.8%	0.8%	0.8%
% of FP17s Relating to Continuations	51	2,853	1.8%	1.1%	1.2%	1.3%
% of Patients satisfied with the dentistry they have received	1	1	N/A	93.6%	92.8%	92.7%
% of Patients satisfied with the time they had to wait for an appointment	1	1	N/A	90.7%	89.2%	88.8%

* This is based on patients treated on this contract for their most recent course of treatment. Figures in italics indicate the base number of FP17s or Patient Questionnaire responses are less than 100. N/A is shown where the base number of responses is less than 10 during the period. % is calculated as Quantity/Base number*100

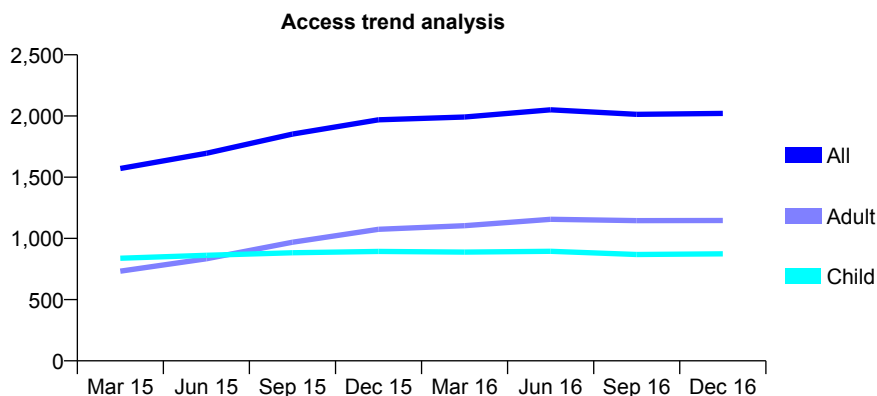
Q57 - Vital Signs At a Glance Contract Report for 366277/0001 - December 2016

Name or company name	MR SV SHAH
Contract type name	GDS Contract
Purpose of contract	General
Contract start date	01/02/2014
Contract end date	

16/17 Contracted general activity (UDA)	4,000
Carry forward general activity (UDA)	-80
16/17 Contracted orthodontic activity (UOA)	0
Carry forward orthodontic activity (UOA)	0
Baseline contract value	£100,989.39

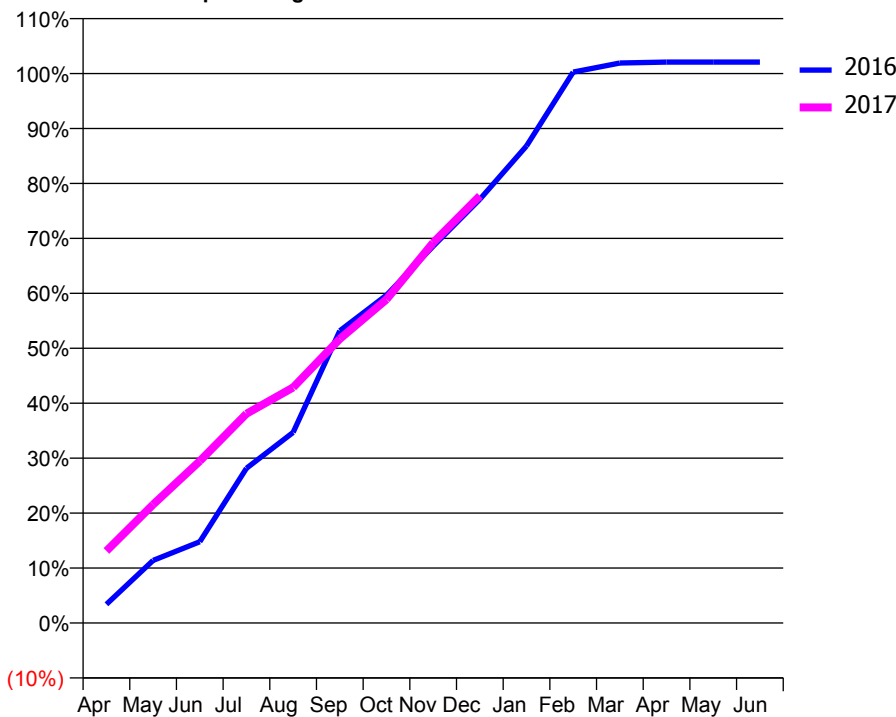
ACCESS*

Patients seen in 24 months	Total	Change since previous quarter
Quarter ending December 2015	1,969	
Quarter ending March 2016	1,992	→
Quarter ending June 2016	2,051	↑
Quarter ending September 2016	2,014	↓
Quarter ending December 2016	2,021	→
Variance since December 2015	2.6%	↑



ACTIVITY

Cumulative percentage of contracted UDA delivered 2016 & 2017



Month	Adjusted Scheduled Activity (UDA)	
	2016	2017
April	136	525
May	456	863
June	591	1,179
July	1,126	1,524
August	1,388	1,715
September	2,127	2,068
October	2,386	2,355
November	2,743	2,769
December	3,085	3,109
January	3,473	
February	4,010	
March	4,077	
April	4,083	
May	4,083	
June	4,083	

QUALITY

	Quantity	Base Number	Contract	AT	Region	England
% of FP17s for the same patient ID Re-attending within 3 months - Children	39	1,066	3.7%	10.7%	12.1%	12.4%
% of FP17s for the same patient ID Re-attending within 3 months - Adults	77	1,019	7.6%	15.2%	15.9%	16.6%
% of FP17s for the same patient ID Re-attending between 3 & 9 months - Children	742	1,066	69.6%	55.5%	58.6%	57.5%
% of FP17s for the same patient ID Re-attending between 3 & 9 months - Adults	577	1,019	56.6%	48.9%	51.5%	50.4%
% of FP17s for Band 1 Urgent Courses	97	2,079	4.7%	8.5%	8.0%	9.1%
% of FP17s Relating to Free Repair or Replacements	4	2,079	0.2%	0.8%	0.8%	0.8%
% of FP17s Relating to Continuations	0	2,079	0.0%	1.1%	1.2%	1.3%
% of Patients satisfied with the dentistry they have received	3	3	N/A	93.6%	92.8%	92.7%
% of Patients satisfied with the time they had to wait for an appointment	2	3	N/A	90.7%	89.2%	88.8%

* This is based on patients treated on this contract for their most recent course of treatment. Figures in italics indicate the base number of FP17s or Patient Questionnaire responses are less than 100. N/A is shown where the base number of responses is less than 10 during the period. % is calculated as Quantity/Base number*100

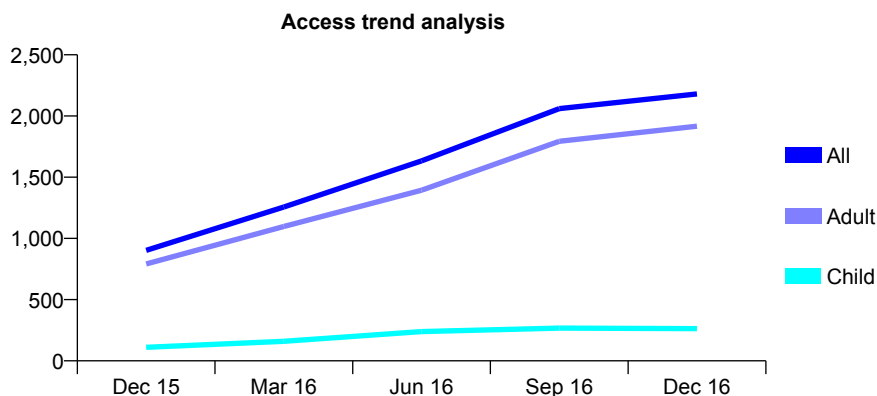
Q57 - Vital Signs At a Glance Contract Report for 398632/0001 - December 2016

Name or company name	MR R PATEL
Contract type name	GDS Contract
Purpose of contract	General
Contract start date	01/10/2015
Contract end date	

16/17 Contracted general activity (UDA)	8,384
Carry forward general activity (UDA)	0
16/17 Contracted orthodontic activity (UOA)	0
Carry forward orthodontic activity (UOA)	0
Baseline contract value	£187,186.33

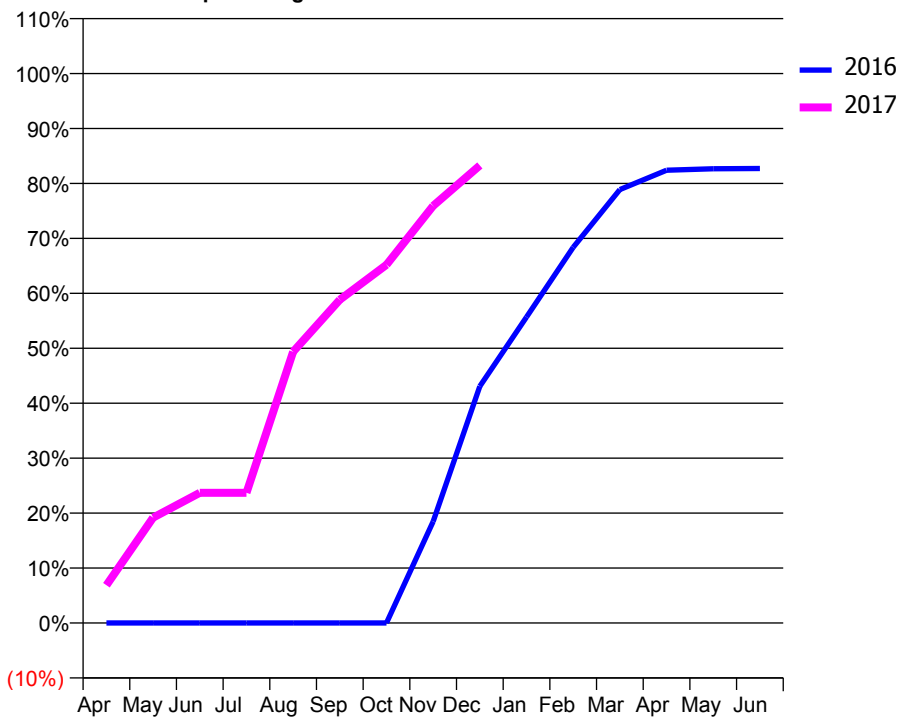
ACCESS*

Patients seen in 24 months	Total	Change since previous quarter
Quarter ending December 2015	902	
Quarter ending March 2016	1,257	↑
Quarter ending June 2016	1,633	↑
Quarter ending September 2016	2,061	↑
Quarter ending December 2016	2,180	↑
Variance since December 2015	141.7%	↑



ACTIVITY

Cumulative percentage of contracted UDA delivered 2016 & 2017



Adjusted Scheduled Activity (UDA)

Month	2016	2017
April	0	576
May	0	1,609
June	0	1,987
July	0	1,987
August	0	4,139
September	0	4,933
October	0	5,465
November	775	6,364
December	1,806	6,981
January	2,334	
February	2,866	
March	3,307	
April	3,454	
May	3,466	
June	3,467	

QUALITY

	Quantity	Base Number	Contract	AT	Region	England
% of FP17s for the same patient ID Re-attending within 3 months - Children	41	404	10.1%	10.7%	12.1%	12.4%
% of FP17s for the same patient ID Re-attending within 3 months - Adults	622	3,033	20.5%	15.2%	15.9%	16.6%
% of FP17s for the same patient ID Re-attending between 3 & 9 months - Children	223	404	55.2%	55.5%	58.6%	57.5%
% of FP17s for the same patient ID Re-attending between 3 & 9 months - Adults	1,543	3,033	50.9%	48.9%	51.5%	50.4%
% of FP17s for Band 1 Urgent Courses	400	3,359	11.9%	8.5%	8.0%	9.1%
% of FP17s Relating to Free Repair or Replacements	125	3,359	3.7%	0.8%	0.8%	0.8%
% of FP17s Relating to Continuations	84	3,359	2.5%	1.1%	1.2%	1.3%
% of Patients satisfied with the dentistry they have received	9	9	N/A	93.6%	92.8%	92.7%
% of Patients satisfied with the time they had to wait for an appointment	8	9	N/A	90.7%	89.2%	88.8%

* This is based on patients treated on this contract for their most recent course of treatment. Figures in italics indicate the base number of FP17s or Patient Questionnaire responses are less than 100. N/A is shown where the base number of responses is less than 10 during the period. % is calculated as Quantity/Base number*100

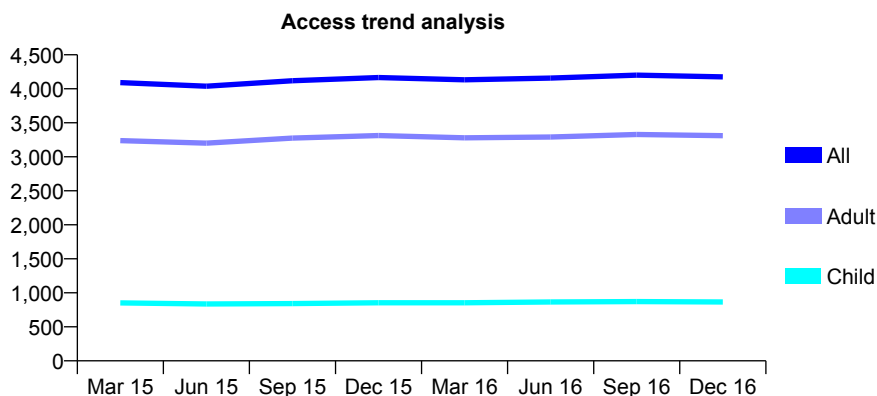
Q57 - Vital Signs At a Glance Contract Report for 567140/0001 - December 2016

Name or company name	MR SA NAJEFI
Contract type name	GDS Contract
Purpose of contract	General
Contract start date	01/04/2006
Contract end date	

16/17 Contracted general activity (UDA)	10,836
Carry forward general activity (UDA)	-102
16/17 Contracted orthodontic activity (UOA)	0
Carry forward orthodontic activity (UOA)	0
Baseline contract value	£263,448.43

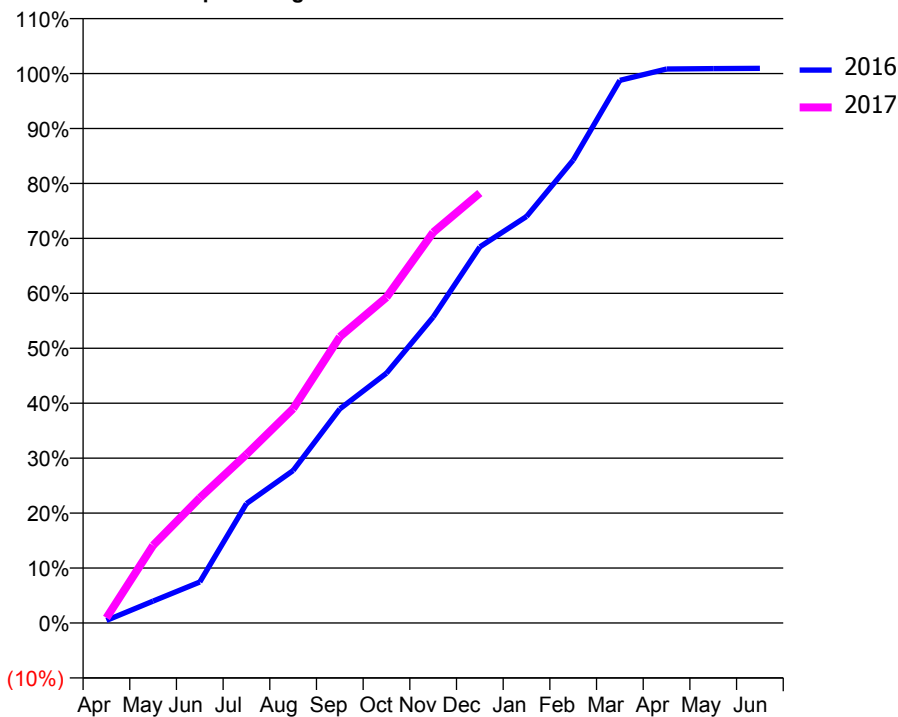
ACCESS*

Patients seen in 24 months	Total	Change since previous quarter
Quarter ending December 2015	4,166	
Quarter ending March 2016	4,132	→
Quarter ending June 2016	4,157	→
Quarter ending September 2016	4,200	→
Quarter ending December 2016	4,176	→
Variance since December 2015	0.2%	→



ACTIVITY

Cumulative percentage of contracted UDA delivered 2016 & 2017



Month	Adjusted Scheduled Activity (UDA)	
	2016	2017
April	50	102
May	432	1,532
June	809	2,468
July	2,356	3,324
August	3,006	4,227
September	4,222	5,645
October	4,925	6,421
November	6,035	7,704
December	7,417	8,480
January	8,017	
February	9,127	
March	10,702	
April	10,924	
May	10,934	
June	10,938	

QUALITY

	Quantity	Base Number	Contract	AT	Region	England
% of FP17s for the same patient ID Re-attending within 3 months - Children	67	925	7.2%	10.7%	12.1%	12.4%
% of FP17s for the same patient ID Re-attending within 3 months - Adults	666	3,759	17.7%	15.2%	15.9%	16.6%
% of FP17s for the same patient ID Re-attending between 3 & 9 months - Children	603	925	65.2%	55.5%	58.6%	57.5%
% of FP17s for the same patient ID Re-attending between 3 & 9 months - Adults	2,270	3,759	60.4%	48.9%	51.5%	50.4%
% of FP17s for Band 1 Urgent Courses	416	4,116	10.1%	8.5%	8.0%	9.1%
% of FP17s Relating to Free Repair or Replacements	32	4,116	0.8%	0.8%	0.8%	0.8%
% of FP17s Relating to Continuations	10	4,116	0.2%	1.1%	1.2%	1.3%
% of Patients satisfied with the dentistry they have received	10	11	90.9%	93.6%	92.8%	92.7%
% of Patients satisfied with the time they had to wait for an appointment	9	11	81.8%	90.7%	89.2%	88.8%

* This is based on patients treated on this contract for their most recent course of treatment. Figures in italics indicate the base number of FP17s or Patient Questionnaire responses are less than 100. N/A is shown where the base number of responses is less than 10 during the period. % is calculated as Quantity/Base number*100

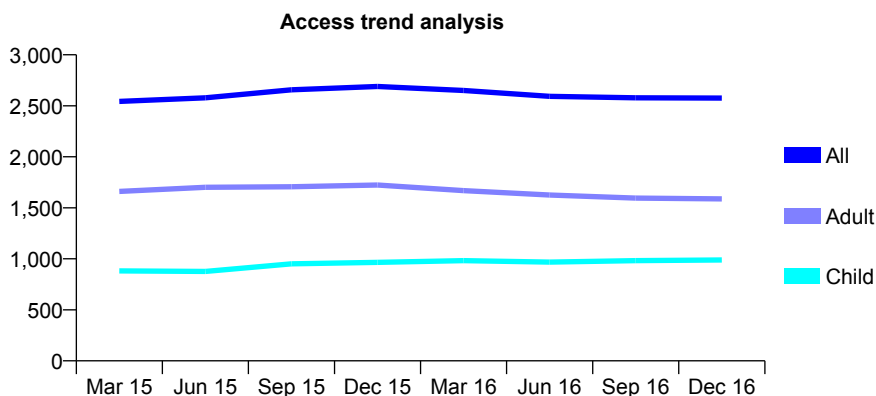
Q57 - Vital Signs At a Glance Contract Report for 570184/0001 - December 2016

Name or company name	MRS BI HELLYAR
Contract type name	GDS Contract
Purpose of contract	General
Contract start date	01/04/2006
Contract end date	

16/17 Contracted general activity (UDA)	7,174
Carry forward general activity (UDA)	-102
16/17 Contracted orthodontic activity (UOA)	0
Carry forward orthodontic activity (UOA)	0
Baseline contract value	£182,502.83

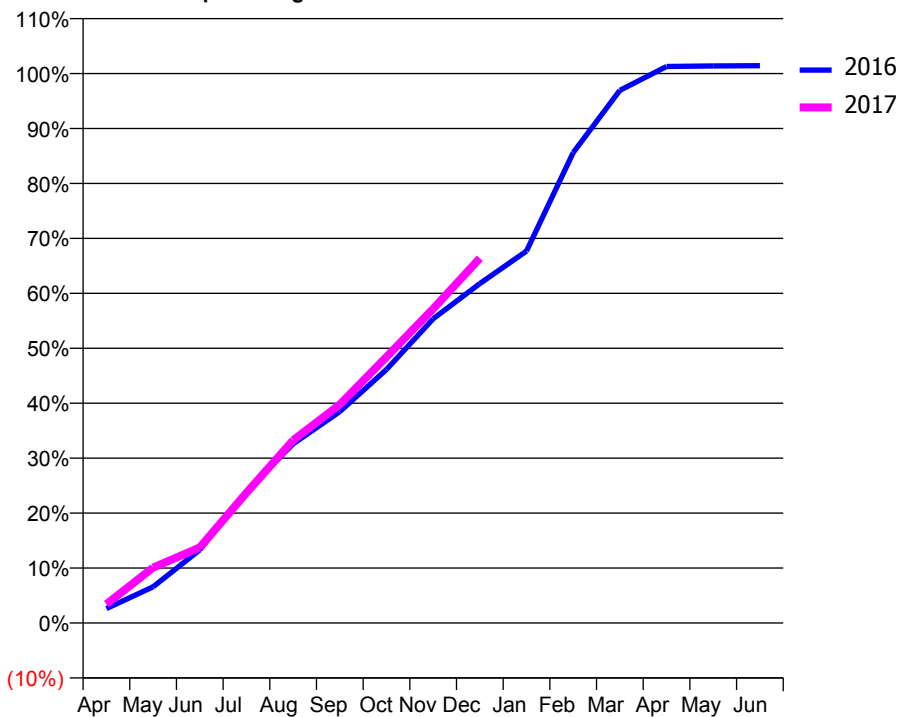
ACCESS*

Patients seen in 24 months	Total	Change since previous quarter
Quarter ending December 2015	2,690	
Quarter ending March 2016	2,650	↓
Quarter ending June 2016	2,593	↓
Quarter ending September 2016	2,578	→
Quarter ending December 2016	2,576	→
Variance since December 2015	(4.2%)	↓



ACTIVITY

Cumulative percentage of contracted UDA delivered 2016 & 2017



Month	Adjusted Scheduled Activity (UDA)	
	2016	2017
April	189	246
May	472	723
June	954	986
July	1,720	1,699
August	2,339	2,386
September	2,760	2,853
October	3,311	3,473
November	3,972	4,103
December	4,431	4,762
January	4,856	
February	6,141	
March	6,954	
April	7,265	
May	7,273	
June	7,276	

QUALITY

	Quantity	Base Number	Contract	AT	Region	England
% of FP17s for the same patient ID Re-attending within 3 months - Children	65	746	8.7%	10.7%	12.1%	12.4%
% of FP17s for the same patient ID Re-attending within 3 months - Adults	257	1,521	16.9%	15.2%	15.9%	16.6%
% of FP17s for the same patient ID Re-attending between 3 & 9 months - Children	236	746	31.6%	55.5%	58.6%	57.5%
% of FP17s for the same patient ID Re-attending between 3 & 9 months - Adults	608	1,521	40.0%	48.9%	51.5%	50.4%
% of FP17s for Band 1 Urgent Courses	385	2,130	18.1%	8.5%	8.0%	9.1%
% of FP17s Relating to Free Repair or Replacements	41	2,130	1.9%	0.8%	0.8%	0.8%
% of FP17s Relating to Continuations	52	2,130	2.4%	1.1%	1.2%	1.3%
% of Patients satisfied with the dentistry they have received	2	2	N/A	93.6%	92.8%	92.7%
% of Patients satisfied with the time they had to wait for an appointment	2	2	N/A	90.7%	89.2%	88.8%

* This is based on patients treated on this contract for their most recent course of treatment. Figures in italics indicate the base number of FP17s or Patient Questionnaire responses are less than 100. N/A is shown where the base number of responses is less than 10 during the period. % is calculated as Quantity/Base number*100

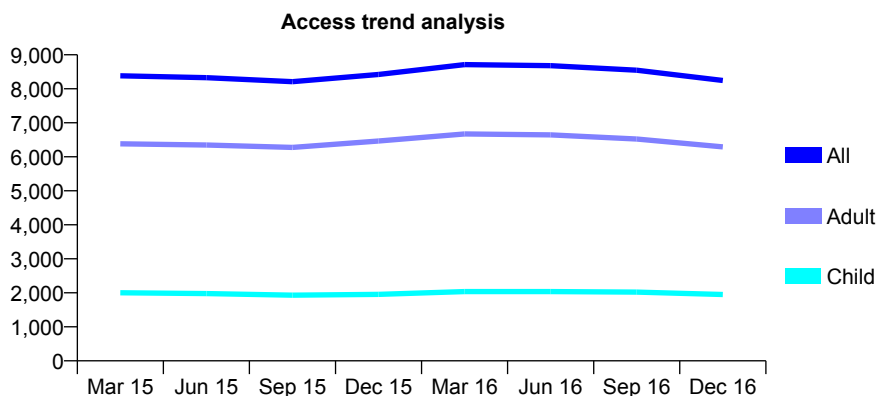
Q57 - Vital Signs At a Glance Contract Report for 573310/0001 - December 2016

Name or company name	MR R PRASHAR
Contract type name	GDS Contract
Purpose of contract	General
Contract start date	01/04/2006
Contract end date	

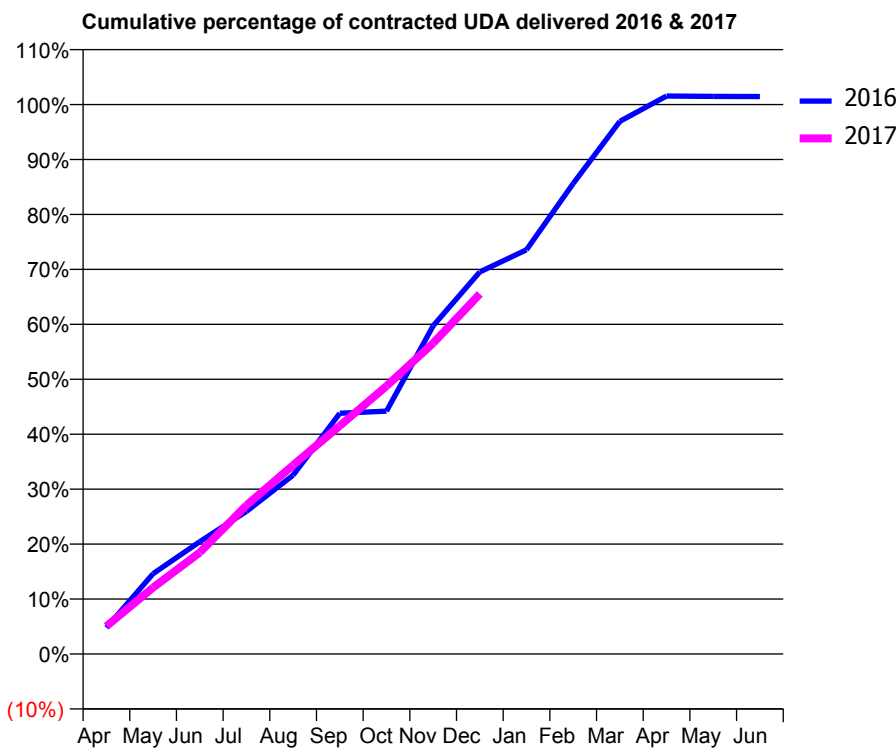
16/17 Contracted general activity (UDA)	22,381
Carry forward general activity (UDA)	-322
16/17 Contracted orthodontic activity (UOA)	0
Carry forward orthodontic activity (UOA)	0
Baseline contract value	£589,946.37

ACCESS*

Patients seen in 24 months	Total	Change since previous quarter
Quarter ending December 2015	8,422	
Quarter ending March 2016	8,711	↑
Quarter ending June 2016	8,680	→
Quarter ending September 2016	8,546	↓
Quarter ending December 2016	8,244	↓
Variance since December 2015	(2.1%)	↓



ACTIVITY



Month	Adjusted Scheduled Activity (UDA)	
	2016	2017
April	1,072	1,134
May	3,270	2,709
June	4,577	4,138
July	5,807	6,056
August	7,285	7,693
September	9,808	9,297
October	9,893	10,913
November	13,370	12,661
December	15,561	14,669
January	16,464	
February	19,166	
March	21,695	
April	22,726	
May	22,710	
June	22,703	

QUALITY

	Quantity	Base Number	Contract	AT	Region	England
% of FP17s for the same patient ID Re-attending within 3 months - Children	203	2,026	10.0%	10.7%	12.1%	12.4%
% of FP17s for the same patient ID Re-attending within 3 months - Adults	1,084	5,883	18.4%	15.2%	15.9%	16.6%
% of FP17s for the same patient ID Re-attending between 3 & 9 months - Children	1,089	2,026	53.8%	55.5%	58.6%	57.5%
% of FP17s for the same patient ID Re-attending between 3 & 9 months - Adults	2,713	5,883	46.1%	48.9%	51.5%	50.4%
% of FP17s for Band 1 Urgent Courses	1,239	7,489	16.5%	8.5%	8.0%	9.1%
% of FP17s Relating to Free Repair or Replacements	26	7,489	0.3%	0.8%	0.8%	0.8%
% of FP17s Relating to Continuations	16	7,489	0.2%	1.1%	1.2%	1.3%
% of Patients satisfied with the dentistry they have received	14	14	100.0%	93.6%	92.8%	92.7%
% of Patients satisfied with the time they had to wait for an appointment	11	14	78.6%	90.7%	89.2%	88.8%

* This is based on patients treated on this contract for their most recent course of treatment. Figures in italics indicate the base number of FP17s or Patient Questionnaire responses are less than 100. N/A is shown where the base number of responses is less than 10 during the period. % is calculated as Quantity/Base number*100

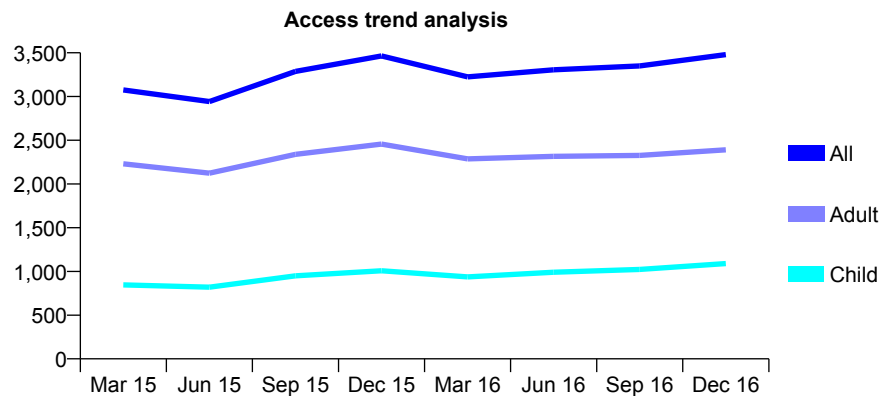
Q57 - Vital Signs At a Glance Contract Report for 573310/0003 - December 2016

Name or company name	MR R PRASHAR
Contract type name	GDS Contract
Purpose of contract	General
Contract start date	01/07/2009
Contract end date	

16/17 Contracted general activity (UDA)	7,000
Carry forward general activity (UDA)	-4
16/17 Contracted orthodontic activity (UOA)	0
Carry forward orthodontic activity (UOA)	0
Baseline contract value	£181,175.66

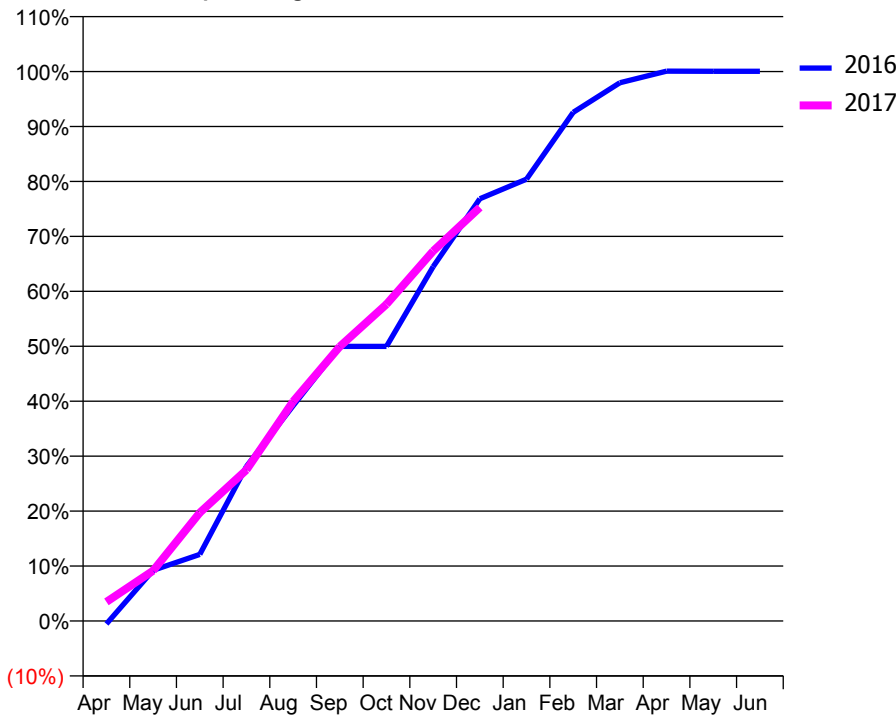
ACCESS*

Patients seen in 24 months	Total	Change since previous quarter
Quarter ending December 2015	3,464	
Quarter ending March 2016	3,224	↓
Quarter ending June 2016	3,306	↑
Quarter ending September 2016	3,350	→
Quarter ending December 2016	3,480	↑
Variance since December 2015	0.5%	→



ACTIVITY

Cumulative percentage of contracted UDA delivered 2016 & 2017



Month	Adjusted Scheduled Activity (UDA)	
	2016	2017
April	-39	244
May	646	641
June	848	1,381
July	1,970	1,926
August	2,742	2,797
September	3,498	3,497
October	3,498	4,035
November	4,515	4,712
December	5,379	5,268
January	5,628	
February	6,480	
March	6,857	
April	7,005	
May	7,004	
June	7,004	

QUALITY

	Quantity	Base Number	Contract	AT	Region	England
% of FP17s for the same patient ID Re-attending within 3 months - Children	78	1,019	7.7%	10.7%	12.1%	12.4%
% of FP17s for the same patient ID Re-attending within 3 months - Adults	193	1,847	10.4%	15.2%	15.9%	16.6%
% of FP17s for the same patient ID Re-attending between 3 & 9 months - Children	413	1,019	40.5%	55.5%	58.6%	57.5%
% of FP17s for the same patient ID Re-attending between 3 & 9 months - Adults	651	1,847	35.2%	48.9%	51.5%	50.4%
% of FP17s for Band 1 Urgent Courses	307	2,777	11.1%	8.5%	8.0%	9.1%
% of FP17s Relating to Free Repair or Replacements	0	2,777	0.0%	0.8%	0.8%	0.8%
% of FP17s Relating to Continuations	2	2,777	0.1%	1.1%	1.2%	1.3%
% of Patients satisfied with the dentistry they have received	2	3	N/A	93.6%	92.8%	92.7%
% of Patients satisfied with the time they had to wait for an appointment	3	3	N/A	90.7%	89.2%	88.8%

* This is based on patients treated on this contract for their most recent course of treatment. Figures in italics indicate the base number of FP17s or Patient Questionnaire responses are less than 100. N/A is shown where the base number of responses is less than 10 during the period. % is calculated as Quantity/Base number*100

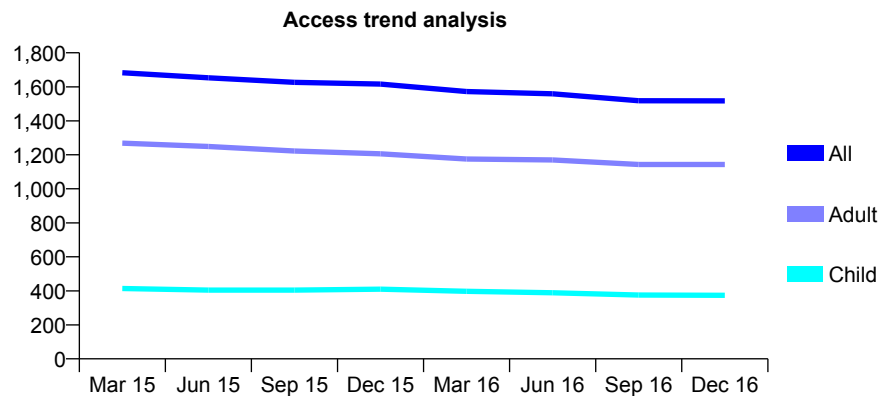
Q57 - Vital Signs At a Glance Contract Report for 574732/0002 - December 2016

Name or company name	MR B LILADHAR
Contract type name	GDS Contract
Purpose of contract	General
Contract start date	01/04/2006
Contract end date	

16/17 Contracted general activity (UDA)	5,000
Carry forward general activity (UDA)	0
16/17 Contracted orthodontic activity (UOA)	0
Carry forward orthodontic activity (UOA)	0
Baseline contract value	£138,021.49

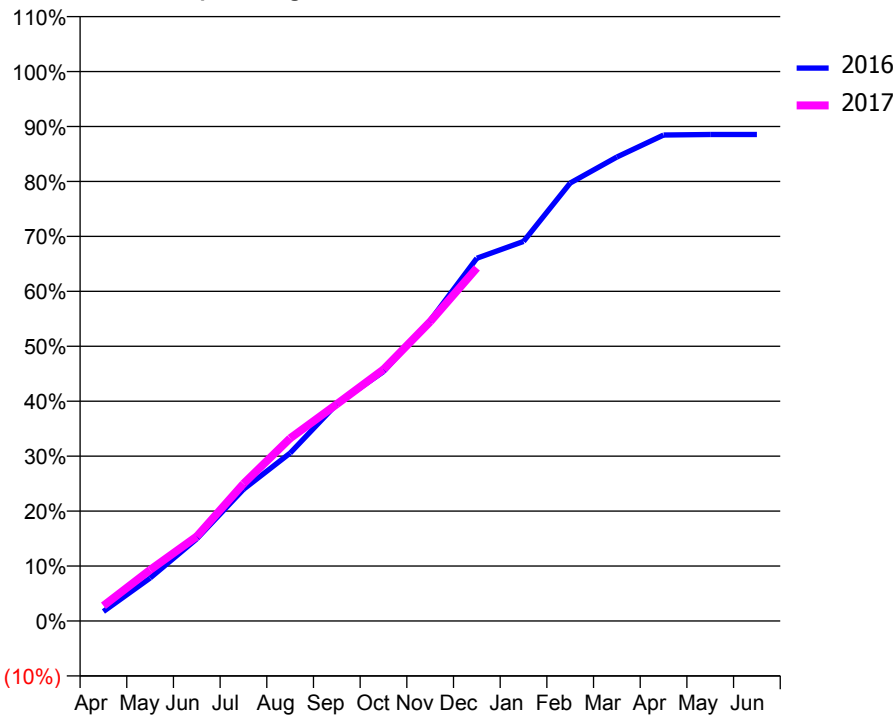
ACCESS*

Patients seen in 24 months	Total	Change since previous quarter
Quarter ending December 2015	1,616	
Quarter ending March 2016	1,572	↓
Quarter ending June 2016	1,559	→
Quarter ending September 2016	1,518	↓
Quarter ending December 2016	1,517	→
Variance since December 2015	(6.1%)	↓



ACTIVITY

Cumulative percentage of contracted UDA delivered 2016 & 2017



Month	Adjusted Scheduled Activity (UDA)	
	2016	2017
April	87	139
May	391	466
June	748	769
July	1,198	1,250
August	1,529	1,663
September	1,974	1,973
October	2,270	2,289
November	2,735	2,723
December	3,300	3,212
January	3,454	
February	3,985	
March	4,222	
April	4,422	
May	4,426	
June	4,426	

QUALITY

	Quantity	Base Number	Contract	AT	Region	England
% of FP17s for the same patient ID Re-attending within 3 months - Children	27	487	5.5%	10.7%	12.1%	12.4%
% of FP17s for the same patient ID Re-attending within 3 months - Adults	147	1,245	11.8%	15.2%	15.9%	16.6%
% of FP17s for the same patient ID Re-attending between 3 & 9 months - Children	353	487	72.5%	55.5%	58.6%	57.5%
% of FP17s for the same patient ID Re-attending between 3 & 9 months - Adults	748	1,245	60.1%	48.9%	51.5%	50.4%
% of FP17s for Band 1 Urgent Courses	69	1,625	4.2%	8.5%	8.0%	9.1%
% of FP17s Relating to Free Repair or Replacements	28	1,625	1.7%	0.8%	0.8%	0.8%
% of FP17s Relating to Continuations	3	1,625	0.2%	1.1%	1.2%	1.3%
% of Patients satisfied with the dentistry they have received	1	1	N/A	93.6%	92.8%	92.7%
% of Patients satisfied with the time they had to wait for an appointment	1	1	N/A	90.7%	89.2%	88.8%

* This is based on patients treated on this contract for their most recent course of treatment. Figures in italics indicate the base number of FP17s or Patient Questionnaire responses are less than 100. N/A is shown where the base number of responses is less than 10 during the period. % is calculated as Quantity/Base number*100

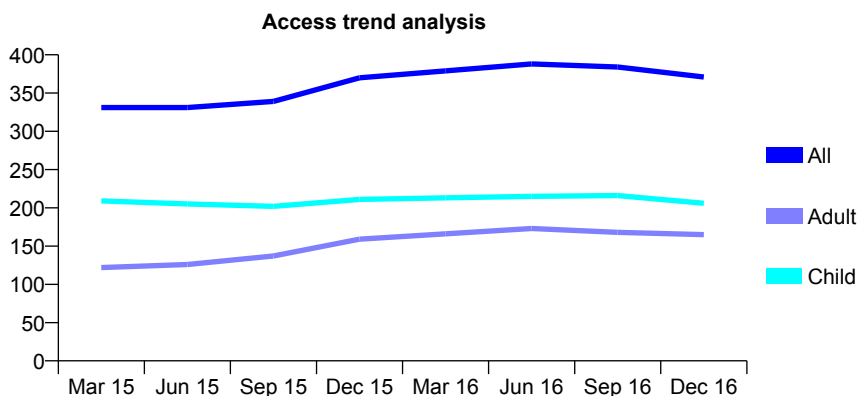
Q57 - Vital Signs At a Glance Contract Report for 575305/0001 - December 2016

Name or company name	MR AA JALEEL
Contract type name	GDS Contract
Purpose of contract	General
Contract start date	01/04/2006
Contract end date	

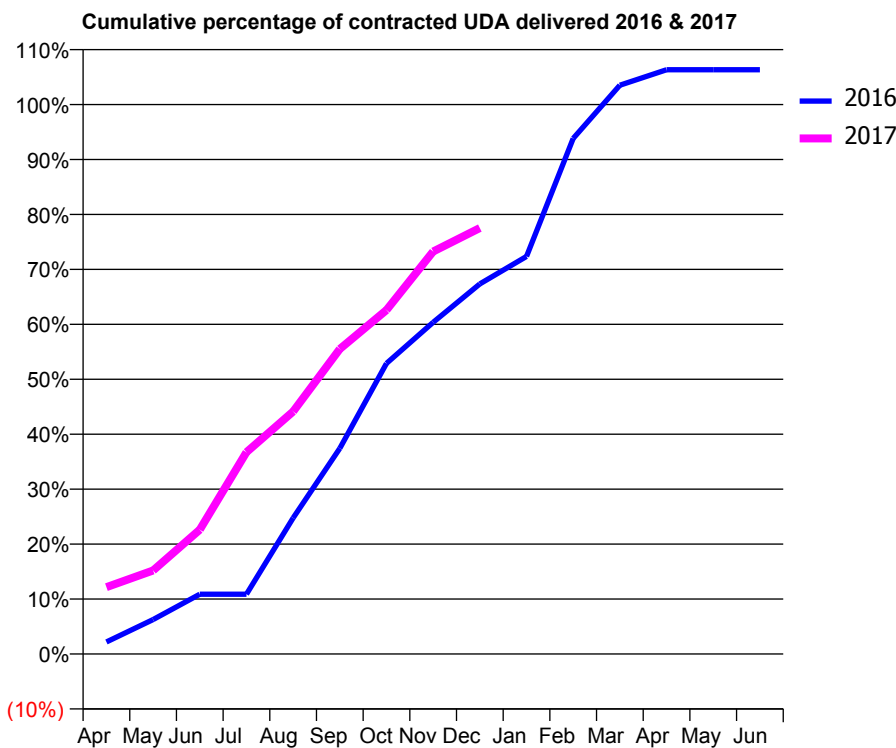
16/17 Contracted general activity (UDA)	500
Carry forward general activity (UDA)	-10
16/17 Contracted orthodontic activity (UOA)	0
Carry forward orthodontic activity (UOA)	0
Baseline contract value	£16,398.79

ACCESS*

Patients seen in 24 months	Total	Change since previous quarter
Quarter ending December 2015	370	
Quarter ending March 2016	379	↑
Quarter ending June 2016	388	↑
Quarter ending September 2016	384	↓
Quarter ending December 2016	371	↓
Variance since December 2015	0.3%	→



ACTIVITY



Month	Adjusted Scheduled Activity (UDA)	
	2016	2017
April	11	61
May	31	76
June	54	113
July	54	184
August	124	221
September	187	278
October	264	313
November	302	366
December	337	388
January	362	
February	469	
March	518	
April	532	
May	532	
June	532	

QUALITY

	Quantity	Base Number	Contract	AT	Region	England
% of FP17s for the same patient ID Re-attending within 3 months - Children	5	173	2.9%	10.7%	12.1%	12.4%
% of FP17s for the same patient ID Re-attending within 3 months - Adults	4	113	3.5%	15.2%	15.9%	16.6%
% of FP17s for the same patient ID Re-attending between 3 & 9 months - Children	31	173	17.9%	55.5%	58.6%	57.5%
% of FP17s for the same patient ID Re-attending between 3 & 9 months - Adults	35	113	31.0%	48.9%	51.5%	50.4%
% of FP17s for Band 1 Urgent Courses	13	281	4.6%	8.5%	8.0%	9.1%
% of FP17s Relating to Free Repair or Replacements	0	281	0.0%	0.8%	0.8%	0.8%
% of FP17s Relating to Continuations	0	281	0.0%	1.1%	1.2%	1.3%
% of Patients satisfied with the dentistry they have received	3	3	N/A	93.6%	92.8%	92.7%
% of Patients satisfied with the time they had to wait for an appointment	3	3	N/A	90.7%	89.2%	88.8%

* This is based on patients treated on this contract for their most recent course of treatment. Figures in italics indicate the base number of FP17s or Patient Questionnaire responses are less than 100. N/A is shown where the base number of responses is less than 10 during the period. % is calculated as Quantity/Base number*100

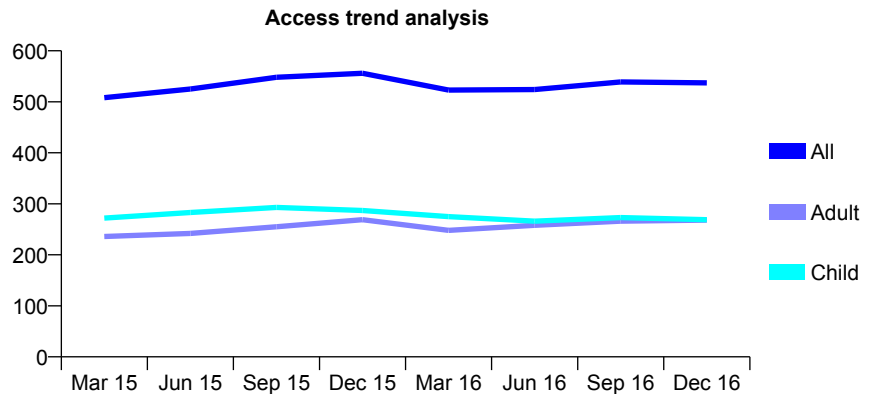
Q57 - Vital Signs At a Glance Contract Report for 577987/0002 - December 2016

Name or company name	MR K SHETH
Contract type name	GDS Contract
Purpose of contract	General
Contract start date	01/05/2007
Contract end date	

16/17 Contracted general activity (UDA)	1,700
Carry forward general activity (UDA)	0
16/17 Contracted orthodontic activity (UOA)	0
Carry forward orthodontic activity (UOA)	0
Baseline contract value	£48,235.46

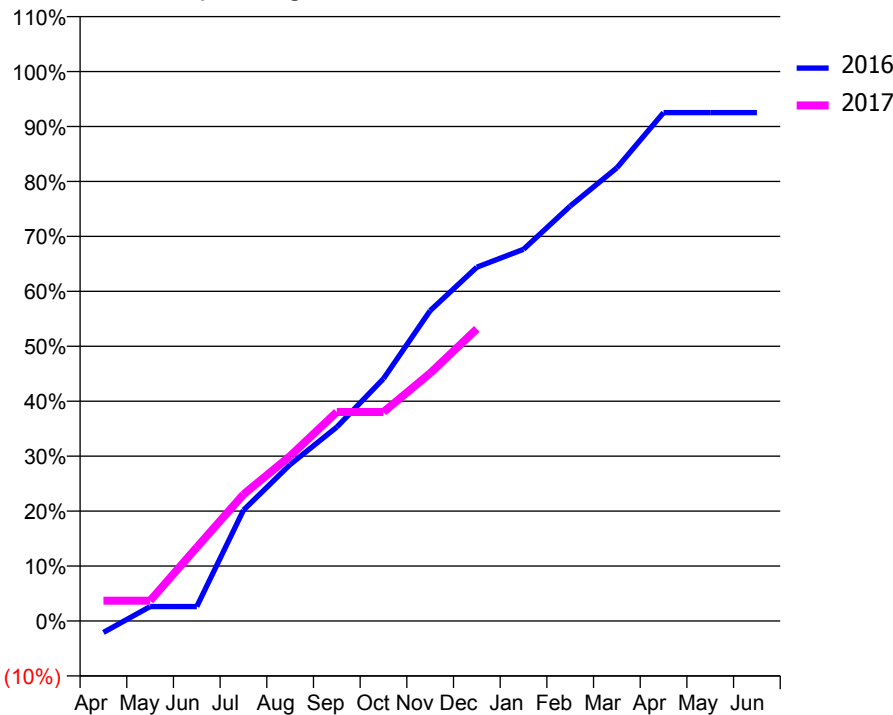
ACCESS*

Patients seen in 24 months	Total	Change since previous quarter
Quarter ending December 2015	556	
Quarter ending March 2016	523	↓
Quarter ending June 2016	524	→
Quarter ending September 2016	539	↑
Quarter ending December 2016	537	→
Variance since December 2015	(3.4%)	↓



ACTIVITY

Cumulative percentage of contracted UDA delivered 2016 & 2017



Month	Adjusted Scheduled Activity (UDA)	
	2016	2017
April	-36	63
May	45	63
June	45	228
July	343	392
August	484	510
September	600	647
October	750	647
November	960	767
December	1,095	904
January	1,150	
February	1,284	
March	1,402	
April	1,573	
May	1,573	
June	1,573	

QUALITY

	Quantity	Base Number	Contract	AT	Region	England
% of FP17s for the same patient ID Re-attending within 3 months - Children	24	272	8.8%	10.7%	12.1%	12.4%
% of FP17s for the same patient ID Re-attending within 3 months - Adults	52	260	20.0%	15.2%	15.9%	16.6%
% of FP17s for the same patient ID Re-attending between 3 & 9 months - Children	137	272	50.4%	55.5%	58.6%	57.5%
% of FP17s for the same patient ID Re-attending between 3 & 9 months - Adults	89	260	34.2%	48.9%	51.5%	50.4%
% of FP17s for Band 1 Urgent Courses	38	460	8.3%	8.5%	8.0%	9.1%
% of FP17s Relating to Free Repair or Replacements	3	460	0.7%	0.8%	0.8%	0.8%
% of FP17s Relating to Continuations	19	460	4.1%	1.1%	1.2%	1.3%
% of Patients satisfied with the dentistry they have received	0	0	N/A	93.6%	92.8%	92.7%
% of Patients satisfied with the time they had to wait for an appointment	0	0	N/A	90.7%	89.2%	88.8%

* This is based on patients treated on this contract for their most recent course of treatment. Figures in italics indicate the base number of FP17s or Patient Questionnaire responses are less than 100. N/A is shown where the base number of responses is less than 10 during the period. % is calculated as Quantity/Base number*100

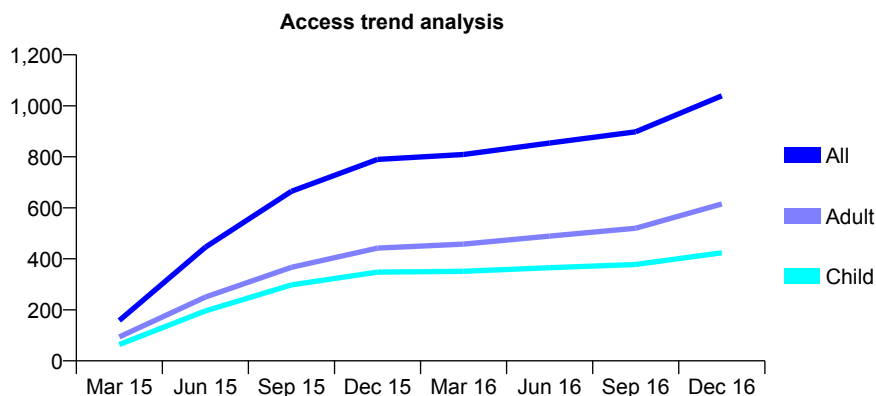
Q57 - Vital Signs At a Glance Contract Report for 616001/0001 - December 2016

Name or company name	MRS P SHARMA
Contract type name	GDS Contract
Purpose of contract	General
Contract start date	01/11/2014
Contract end date	

16/17 Contracted general activity (UDA)	2,738
Carry forward general activity (UDA)	-55
16/17 Contracted orthodontic activity (UOA)	0
Carry forward orthodontic activity (UOA)	0
Baseline contract value	£65,957.89

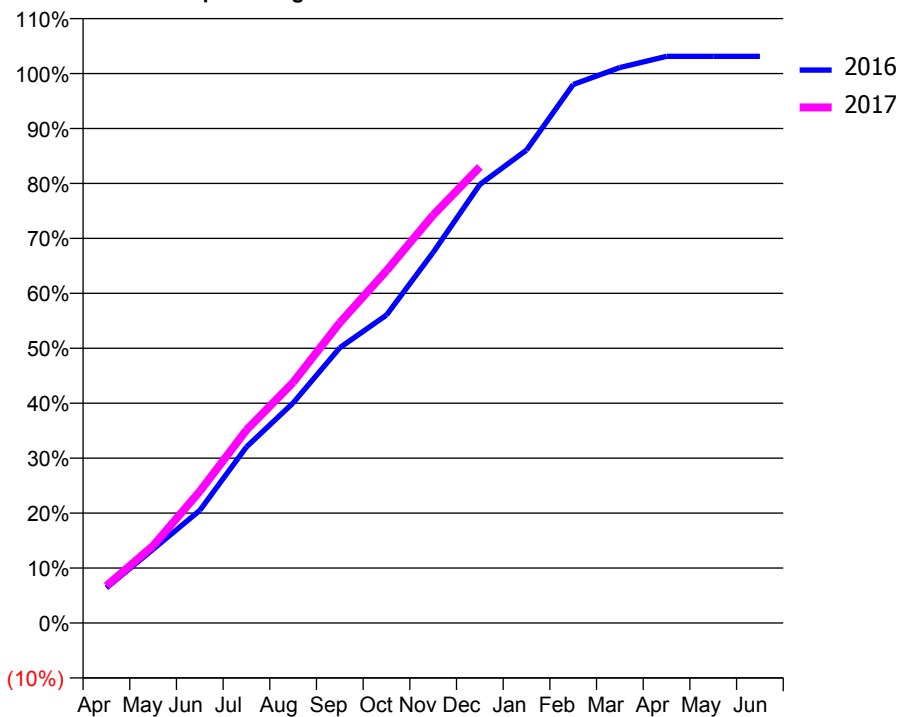
ACCESS*

Patients seen in 24 months	Total	Change since previous quarter
Quarter ending December 2015	790	
Quarter ending March 2016	809	↑
Quarter ending June 2016	854	↑
Quarter ending September 2016	898	↑
Quarter ending December 2016	1,039	↑
Variance since December 2015	31.5%	↑



ACTIVITY

Cumulative percentage of contracted UDA delivered 2016 & 2017



Month	Adjusted Scheduled Activity (UDA)	
	2016	2017
April	175	185
May	368	385
June	561	656
July	877	962
August	1,097	1,199
September	1,372	1,497
October	1,535	1,755
November	1,847	2,033
December	2,185	2,273
January	2,356	
February	2,684	
March	2,768	
April	2,823	
May	2,823	
June	2,823	

QUALITY

	Quantity	Base Number	Contract	AT	Region	England
% of FP17s for the same patient ID Re-attending within 3 months - Children	39	469	8.3%	10.7%	12.1%	12.4%
% of FP17s for the same patient ID Re-attending within 3 months - Adults	70	631	11.1%	15.2%	15.9%	16.6%
% of FP17s for the same patient ID Re-attending between 3 & 9 months - Children	258	469	55.0%	55.5%	58.6%	57.5%
% of FP17s for the same patient ID Re-attending between 3 & 9 months - Adults	309	631	49.0%	48.9%	51.5%	50.4%
% of FP17s for Band 1 Urgent Courses	75	976	7.7%	8.5%	8.0%	9.1%
% of FP17s Relating to Free Repair or Replacements	0	976	0.0%	0.8%	0.8%	0.8%
% of FP17s Relating to Continuations	6	976	0.6%	1.1%	1.2%	1.3%
% of Patients satisfied with the dentistry they have received	0	0	N/A	93.6%	92.8%	92.7%
% of Patients satisfied with the time they had to wait for an appointment	0	0	N/A	90.7%	89.2%	88.8%

* This is based on patients treated on this contract for their most recent course of treatment. Figures in italics indicate the base number of FP17s or Patient Questionnaire responses are less than 100. N/A is shown where the base number of responses is less than 10 during the period. % is calculated as Quantity/Base number*100

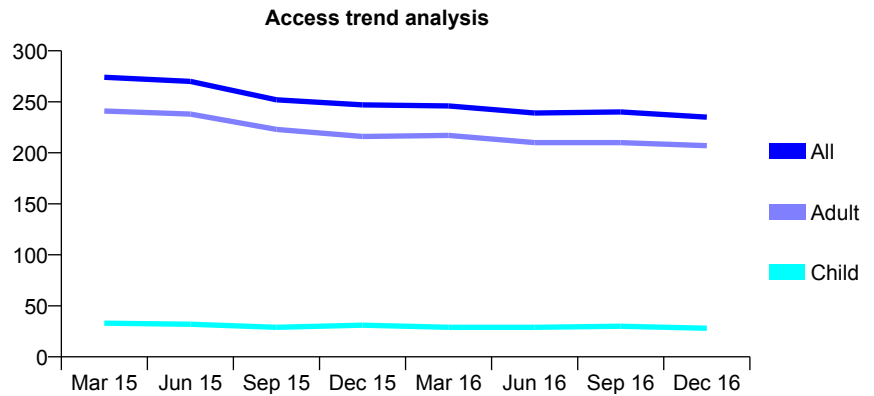
Q57 - Vital Signs At a Glance Contract Report for 618683/0001 - December 2016

Name or company name	Papineni Dental Practice
Contract type name	GDS Contract
Purpose of contract	General
Contract start date	01/04/2006
Contract end date	

16/17 Contracted general activity (UDA)	850
Carry forward general activity (UDA)	0
16/17 Contracted orthodontic activity (UOA)	0
Carry forward orthodontic activity (UOA)	0
Baseline contract value	£18,117.17

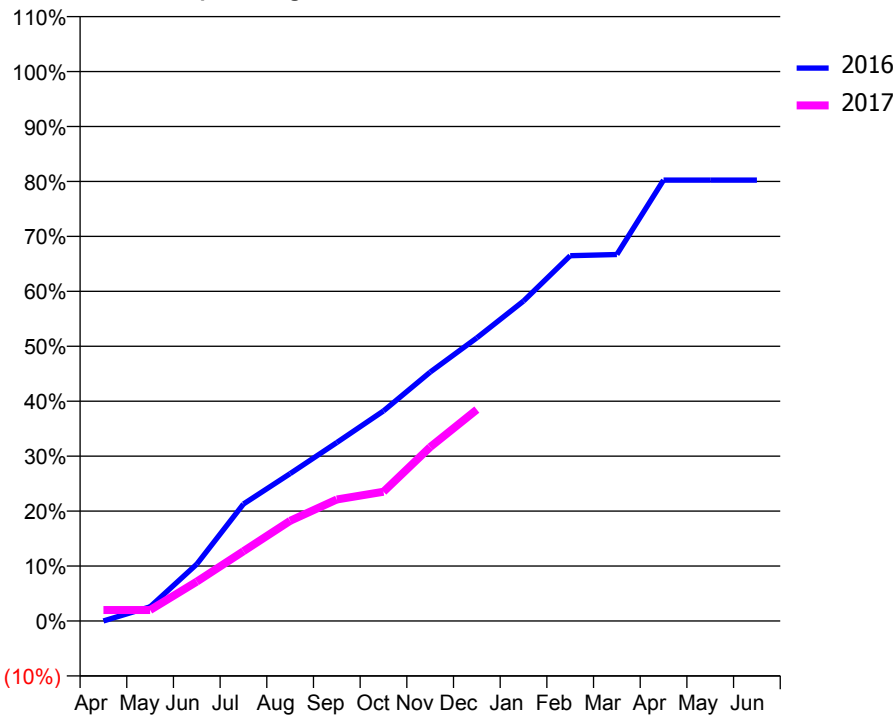
ACCESS*

Patients seen in 24 months	Total	Change since previous quarter
Quarter ending December 2015	247	
Quarter ending March 2016	246	→
Quarter ending June 2016	239	↓
Quarter ending September 2016	240	→
Quarter ending December 2016	235	↓
Variance since December 2015	(4.9%)	↓



ACTIVITY

Cumulative percentage of contracted UDA delivered 2016 & 2017



Month	Adjusted Scheduled Activity (UDA)	
	2016	2017
April	0	17
May	22	17
June	88	61
July	181	108
August	228	155
September	276	188
October	325	200
November	385	269
December	438	327
January	495	
February	565	
March	567	
April	682	
May	682	
June	682	

QUALITY

	Quantity	Base Number	Contract	AT	Region	England
% of FP17s for the same patient ID Re-attending within 3 months - Children	2	41	4.9%	10.7%	12.1%	12.4%
% of FP17s for the same patient ID Re-attending within 3 months - Adults	12	243	4.9%	15.2%	15.9%	16.6%
% of FP17s for the same patient ID Re-attending between 3 & 9 months - Children	29	41	70.7%	55.5%	58.6%	57.5%
% of FP17s for the same patient ID Re-attending between 3 & 9 months - Adults	191	243	78.6%	48.9%	51.5%	50.4%
% of FP17s for Band 1 Urgent Courses	0	215	0.0%	8.5%	8.0%	9.1%
% of FP17s Relating to Free Repair or Replacements	0	215	0.0%	0.8%	0.8%	0.8%
% of FP17s Relating to Continuations	0	215	0.0%	1.1%	1.2%	1.3%
% of Patients satisfied with the dentistry they have received	0	0	N/A	93.6%	92.8%	92.7%
% of Patients satisfied with the time they had to wait for an appointment	0	0	N/A	90.7%	89.2%	88.8%

* This is based on patients treated on this contract for their most recent course of treatment. Figures in italics indicate the base number of FP17s or Patient Questionnaire responses are less than 100. N/A is shown where the base number of responses is less than 10 during the period. % is calculated as Quantity/Base number*100

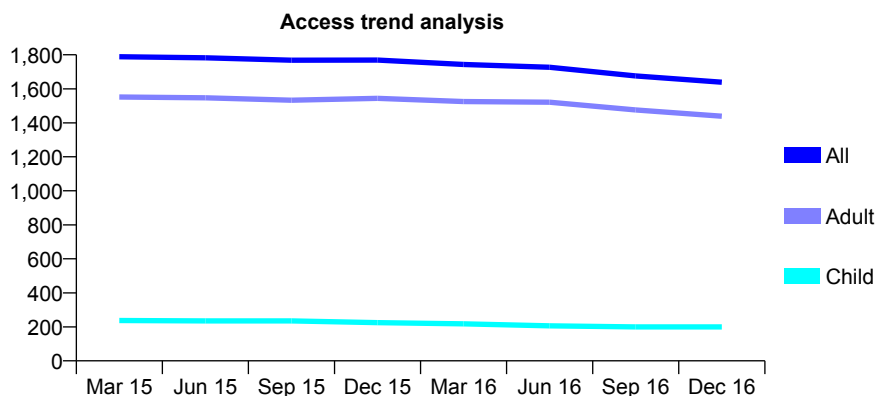
Q57 - Vital Signs At a Glance Contract Report for 618683/0002 - December 2016

Name or company name	Papineni Dental Practice
Contract type name	GDS Contract
Purpose of contract	General
Contract start date	01/04/2006
Contract end date	

16/17 Contracted general activity (UDA)	5,493
Carry forward general activity (UDA)	0
16/17 Contracted orthodontic activity (UOA)	0
Carry forward orthodontic activity (UOA)	0
Baseline contract value	£108,892.74

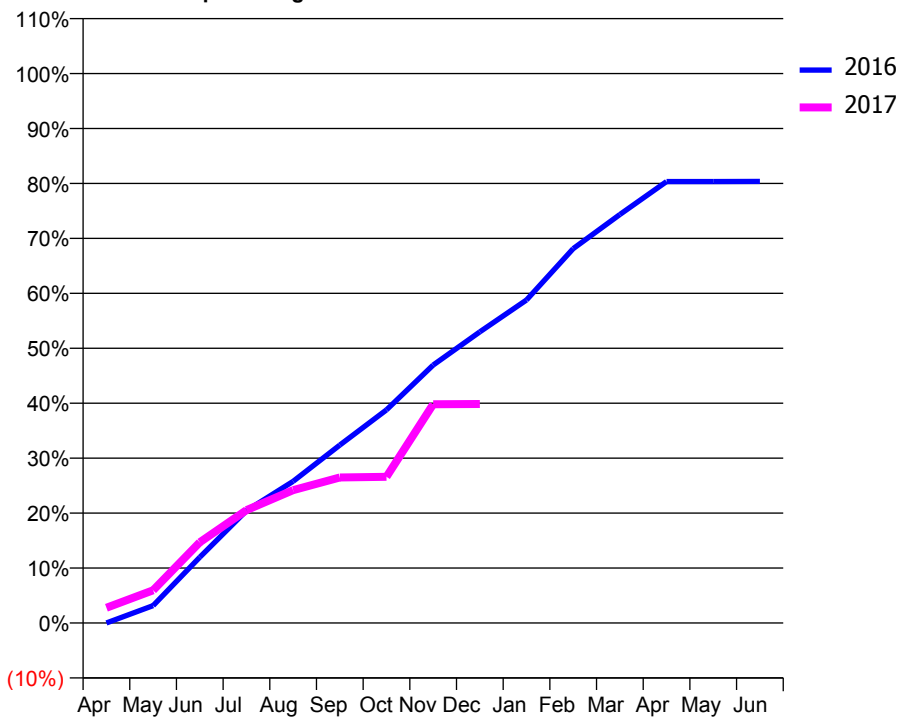
ACCESS*

Patients seen in 24 months	Total	Change since previous quarter
Quarter ending December 2015	1,769	
Quarter ending March 2016	1,743	↓
Quarter ending June 2016	1,727	→
Quarter ending September 2016	1,676	↓
Quarter ending December 2016	1,639	↓
Variance since December 2015	(7.3%)	↓



ACTIVITY

Cumulative percentage of contracted UDA delivered 2016 & 2017



Month	Adjusted Scheduled Activity (UDA)	
	2016	2017
April	0	152
May	174	327
June	658	807
July	1,123	1,129
August	1,416	1,328
September	1,779	1,455
October	2,131	1,461
November	2,579	2,187
December	2,911	2,189
January	3,229	
February	3,742	
March	4,083	
April	4,413	
May	4,413	
June	4,414	

QUALITY

	Quantity	Base Number	Contract	AT	Region	England
% of FP17s for the same patient ID Re-attending within 3 months - Children	3	200	1.5%	10.7%	12.1%	12.4%
% of FP17s for the same patient ID Re-attending within 3 months - Adults	74	1,378	5.4%	15.2%	15.9%	16.6%
% of FP17s for the same patient ID Re-attending between 3 & 9 months - Children	160	200	80.0%	55.5%	58.6%	57.5%
% of FP17s for the same patient ID Re-attending between 3 & 9 months - Adults	1,133	1,378	82.2%	48.9%	51.5%	50.4%
% of FP17s for Band 1 Urgent Courses	0	1,377	0.0%	8.5%	8.0%	9.1%
% of FP17s Relating to Free Repair or Replacements	0	1,377	0.0%	0.8%	0.8%	0.8%
% of FP17s Relating to Continuations	0	1,377	0.0%	1.1%	1.2%	1.3%
% of Patients satisfied with the dentistry they have received	6	6	N/A	93.6%	92.8%	92.7%
% of Patients satisfied with the time they had to wait for an appointment	5	6	N/A	90.7%	89.2%	88.8%

* This is based on patients treated on this contract for their most recent course of treatment. Figures in italics indicate the base number of FP17s or Patient Questionnaire responses are less than 100. N/A is shown where the base number of responses is less than 10 during the period. % is calculated as Quantity/Base number*100

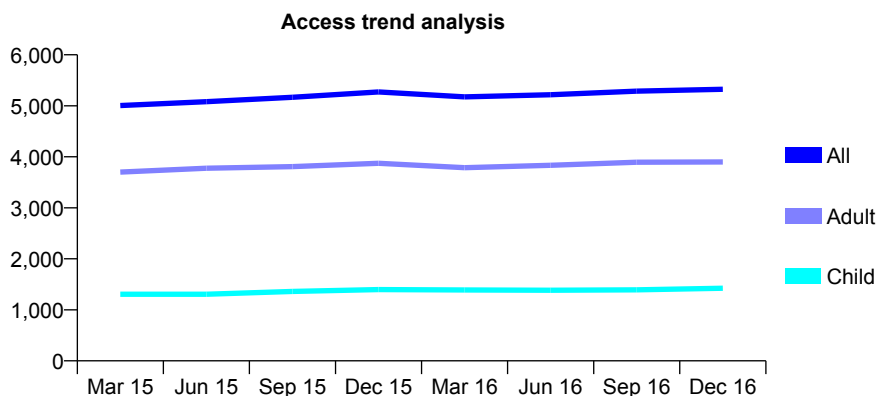
Q57 - Vital Signs At a Glance Contract Report for 631531/0003 - December 2016

Name or company name	MR WA TWEDDELL
Contract type name	GDS Contract
Purpose of contract	General
Contract start date	01/04/2006
Contract end date	

16/17 Contracted general activity (UDA)	11,071
Carry forward general activity (UDA)	-221
16/17 Contracted orthodontic activity (UOA)	0
Carry forward orthodontic activity (UOA)	0
Baseline contract value	£247,124.63

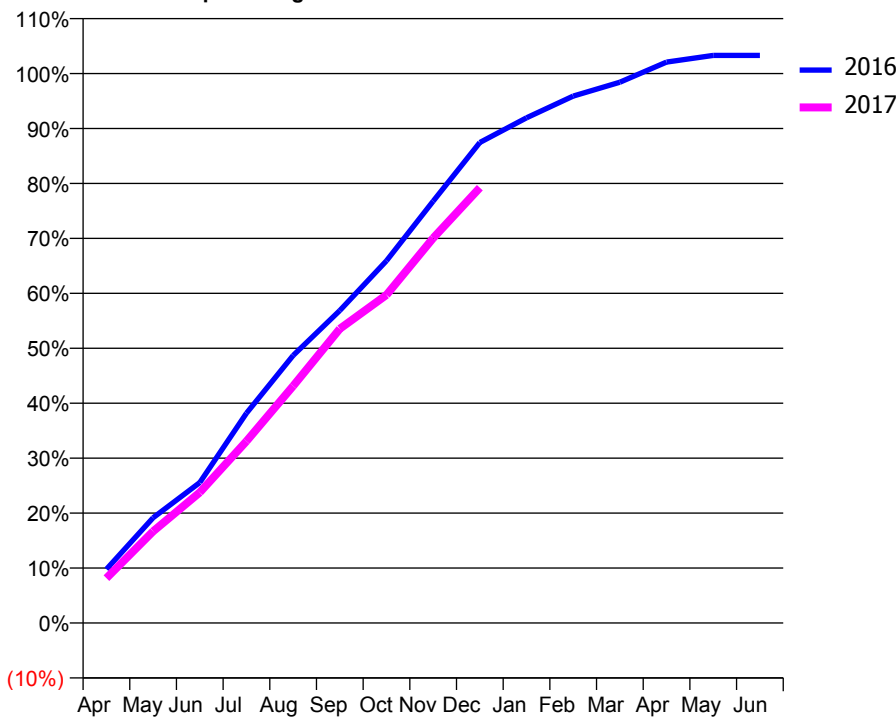
ACCESS*

Patients seen in 24 months	Total	Change since previous quarter
Quarter ending December 2015	5,271	
Quarter ending March 2016	5,176	↓
Quarter ending June 2016	5,218	→
Quarter ending September 2016	5,287	→
Quarter ending December 2016	5,324	→
Variance since December 2015	1.0%	→



ACTIVITY

Cumulative percentage of contracted UDA delivered 2016 & 2017



Month	Adjusted Scheduled Activity (UDA)	
	2016	2017
April	1,084	905
May	2,121	1,846
June	2,830	2,631
July	4,227	3,664
August	5,390	4,774
September	6,296	5,928
October	7,299	6,610
November	8,499	7,755
December	9,681	8,770
January	10,179	
February	10,616	
March	10,895	
April	11,301	
May	11,435	
June	11,435	

QUALITY

	Quantity	Base Number	Contract	AT	Region	England
% of FP17s for the same patient ID Re-attending within 3 months - Children	86	1,586	5.4%	10.7%	12.1%	12.4%
% of FP17s for the same patient ID Re-attending within 3 months - Adults	378	3,885	9.7%	15.2%	15.9%	16.6%
% of FP17s for the same patient ID Re-attending between 3 & 9 months - Children	896	1,586	56.5%	55.5%	58.6%	57.5%
% of FP17s for the same patient ID Re-attending between 3 & 9 months - Adults	1,759	3,885	45.3%	48.9%	51.5%	50.4%
% of FP17s for Band 1 Urgent Courses	269	4,562	5.9%	8.5%	8.0%	9.1%
% of FP17s Relating to Free Repair or Replacements	10	4,562	0.2%	0.8%	0.8%	0.8%
% of FP17s Relating to Continuations	76	4,562	1.7%	1.1%	1.2%	1.3%
% of Patients satisfied with the dentistry they have received	9	10	90.0%	93.6%	92.8%	92.7%
% of Patients satisfied with the time they had to wait for an appointment	9	10	90.0%	90.7%	89.2%	88.8%

* This is based on patients treated on this contract for their most recent course of treatment. Figures in italics indicate the base number of FP17s or Patient Questionnaire responses are less than 100. N/A is shown where the base number of responses is less than 10 during the period. % is calculated as Quantity/Base number*100

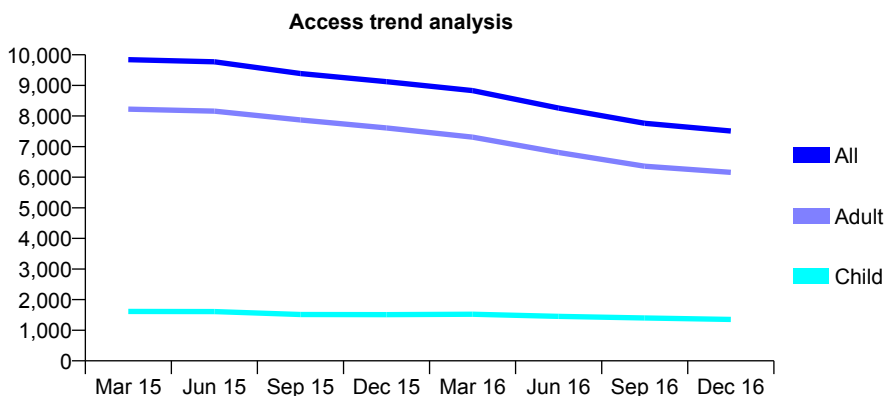
Q57 - Vital Signs At a Glance Contract Report for 635812/0001 - December 2016

Name or company name	MR EL TSANG
Contract type name	GDS Contract
Purpose of contract	General
Contract start date	01/04/2006
Contract end date	

16/17 Contracted general activity (UDA)	27,947
Carry forward general activity (UDA)	776
16/17 Contracted orthodontic activity (UOA)	0
Carry forward orthodontic activity (UOA)	0
Baseline contract value	£650,546.58

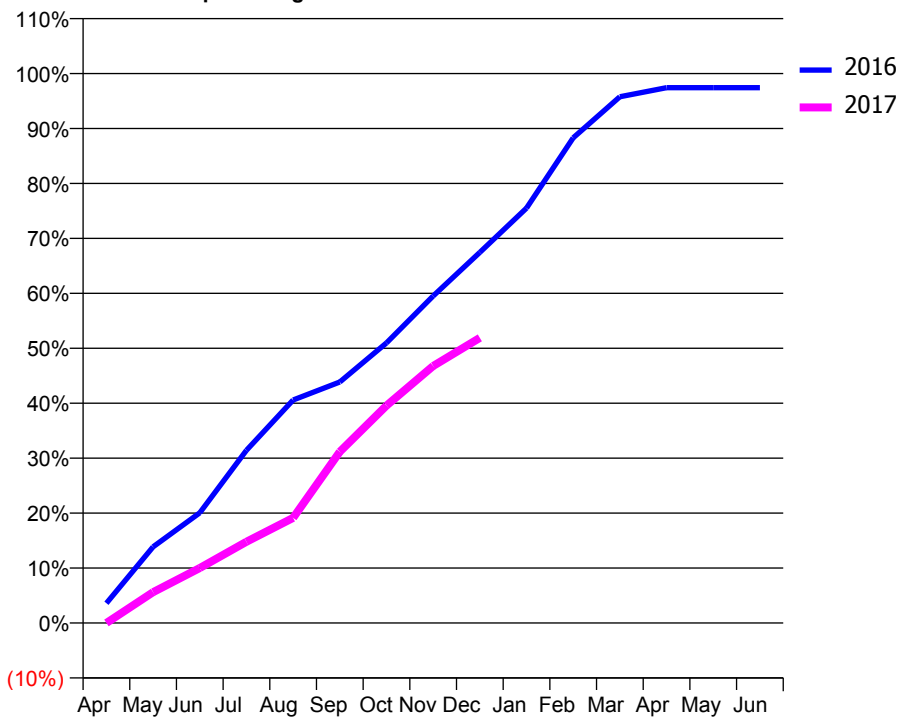
ACCESS*

Patients seen in 24 months	Total	Change since previous quarter
Quarter ending December 2015	9,120	
Quarter ending March 2016	8,831	↓
Quarter ending June 2016	8,260	↓
Quarter ending September 2016	7,764	↓
Quarter ending December 2016	7,510	↓
Variance since December 2015	(17.7%)	↓



ACTIVITY

Cumulative percentage of contracted UDA delivered 2016 & 2017



Month	Adjusted Scheduled Activity (UDA)	
	2016	2017
April	1,004	-4
May	3,879	1,567
June	5,604	2,795
July	8,783	4,134
August	11,341	5,349
September	12,256	8,711
October	14,242	11,061
November	16,636	13,070
December	18,852	14,502
January	21,101	
February	24,673	
March	26,768	
April	27,227	
May	27,225	
June	27,224	

QUALITY

	Quantity	Base Number	Contract	AT	Region	England
% of FP17s for the same patient ID Re-attending within 3 months - Children	48	1,218	3.9%	10.7%	12.1%	12.4%
% of FP17s for the same patient ID Re-attending within 3 months - Adults	525	4,521	11.6%	15.2%	15.9%	16.6%
% of FP17s for the same patient ID Re-attending between 3 & 9 months - Children	691	1,218	56.7%	55.5%	58.6%	57.5%
% of FP17s for the same patient ID Re-attending between 3 & 9 months - Adults	2,314	4,521	51.2%	48.9%	51.5%	50.4%
% of FP17s for Band 1 Urgent Courses	444	5,598	7.9%	8.5%	8.0%	9.1%
% of FP17s Relating to Free Repair or Replacements	29	5,598	0.5%	0.8%	0.8%	0.8%
% of FP17s Relating to Continuations	61	5,598	1.1%	1.1%	1.2%	1.3%
% of Patients satisfied with the dentistry they have received	6	7	N/A	93.6%	92.8%	92.7%
% of Patients satisfied with the time they had to wait for an appointment	7	7	N/A	90.7%	89.2%	88.8%

* This is based on patients treated on this contract for their most recent course of treatment. Figures in italics indicate the base number of FP17s or Patient Questionnaire responses are less than 100. N/A is shown where the base number of responses is less than 10 during the period. % is calculated as Quantity/Base number*100

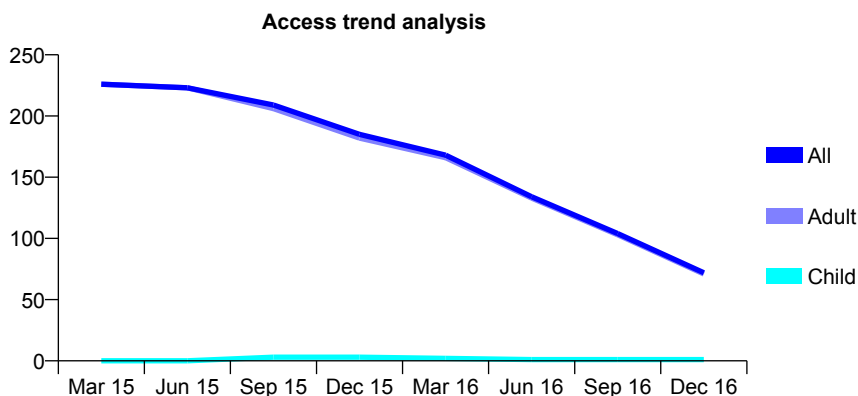
Q57 - Vital Signs At a Glance Contract Report for 649694/0003 - December 2016

Name or company name	MR SB DENNY
Contract type name	GDS Contract
Purpose of contract	General
Contract start date	01/04/2008
Contract end date	

16/17 Contracted general activity (UDA)	1,020
Carry forward general activity (UDA)	0
16/17 Contracted orthodontic activity (UOA)	0
Carry forward orthodontic activity (UOA)	0
Baseline contract value	£28,408.31

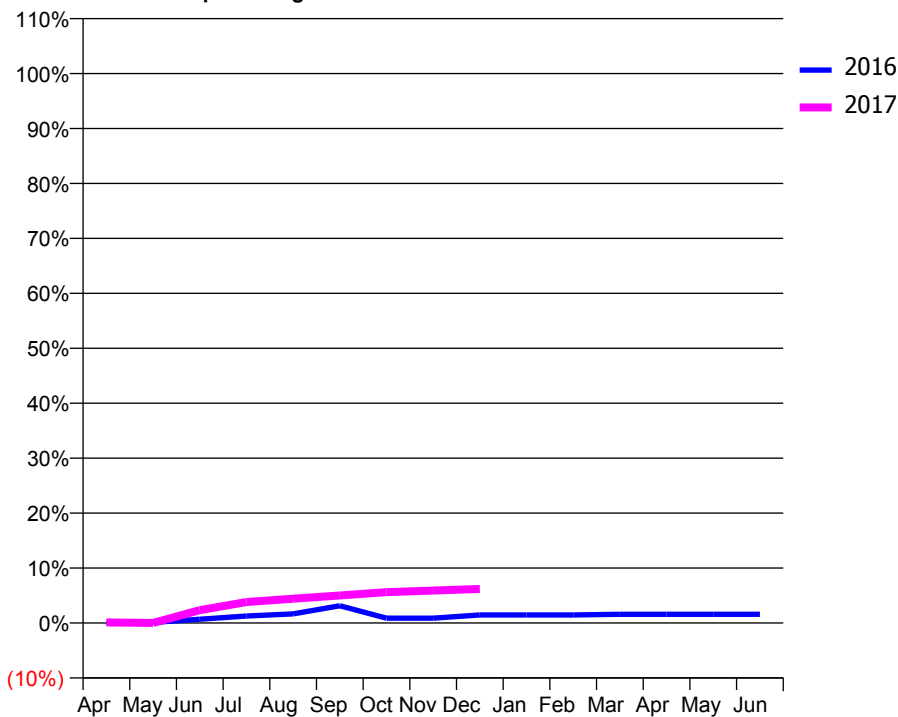
ACCESS*

Patients seen in 24 months	Total	Change since previous quarter
Quarter ending December 2015	185	
Quarter ending March 2016	168	↓
Quarter ending June 2016	134	↓
Quarter ending September 2016	104	↓
Quarter ending December 2016	72	↓
Variance since December 2015	(61.1%)	↓



ACTIVITY

Cumulative percentage of contracted UDA delivered 2016 & 2017



Month	Adjusted Scheduled Activity (UDA)	
	2016	2017
April	0	1
May	1	0
June	7	24
July	13	39
August	17	45
September	32	51
October	9	57
November	9	60
December	15	63
January	15	
February	15	
March	16	
April	16	
May	16	
June	16	

QUALITY

	Quantity	Base Number	Contract	AT	Region	England
% of FP17s for the same patient ID Re-attending within 3 months - Children	0	1	0.0%	10.7%	12.1%	12.4%
% of FP17s for the same patient ID Re-attending within 3 months - Adults	18	90	20.0%	15.2%	15.9%	16.6%
% of FP17s for the same patient ID Re-attending between 3 & 9 months - Children	0	1	0.0%	55.5%	58.6%	57.5%
% of FP17s for the same patient ID Re-attending between 3 & 9 months - Adults	3	90	3.3%	48.9%	51.5%	50.4%
% of FP17s for Band 1 Urgent Courses	1	91	1.1%	8.5%	8.0%	9.1%
% of FP17s Relating to Free Repair or Replacements	0	91	0.0%	0.8%	0.8%	0.8%
% of FP17s Relating to Continuations	0	91	0.0%	1.1%	1.2%	1.3%
% of Patients satisfied with the dentistry they have received	1	1	N/A	93.6%	92.8%	92.7%
% of Patients satisfied with the time they had to wait for an appointment	1	1	N/A	90.7%	89.2%	88.8%

* This is based on patients treated on this contract for their most recent course of treatment. Figures in italics indicate the base number of FP17s or Patient Questionnaire responses are less than 100. N/A is shown where the base number of responses is less than 10 during the period. % is calculated as Quantity/Base number*100

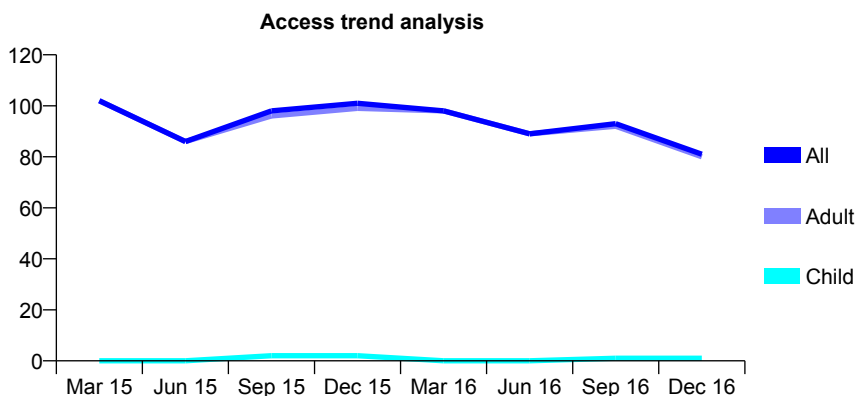
Q57 - Vital Signs At a Glance Contract Report for 649694/0004 - December 2016

Name or company name	MR SB DENNY
Contract type name	GDS Contract
Purpose of contract	General
Contract start date	01/04/2008
Contract end date	

16/17 Contracted general activity (UDA)	720
Carry forward general activity (UDA)	0
16/17 Contracted orthodontic activity (UOA)	0
Carry forward orthodontic activity (UOA)	0
Baseline contract value	£20,052.91

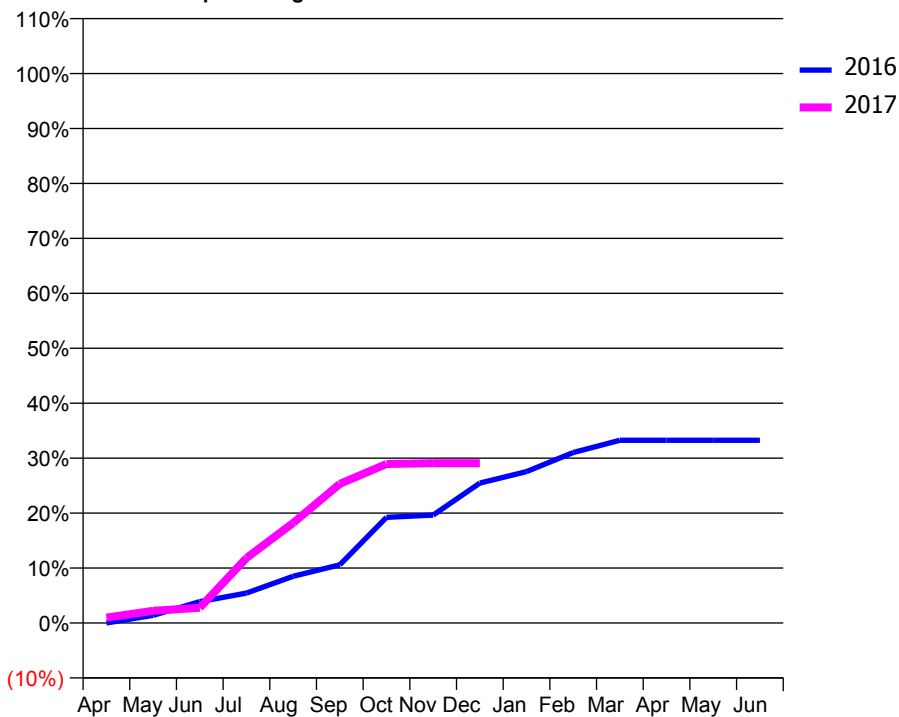
ACCESS*

Patients seen in 24 months	Total	Change since previous quarter
Quarter ending December 2015	101	
Quarter ending March 2016	98	↓
Quarter ending June 2016	89	↓
Quarter ending September 2016	93	↑
Quarter ending December 2016	81	↓
Variance since December 2015	(19.8%)	↓



ACTIVITY

Cumulative percentage of contracted UDA delivered 2016 & 2017



Month	Adjusted Scheduled Activity (UDA)	
	2016	2017
April	0	7
May	10	16
June	28	20
July	39	85
August	61	131
September	76	182
October	138	208
November	141	209
December	183	209
January	198	
February	223	
March	239	
April	239	
May	239	
June	239	

QUALITY

	Quantity	Base Number	Contract	AT	Region	England
% of FP17s for the same patient ID Re-attending within 3 months - Children	0	2	0.0%	10.7%	12.1%	12.4%
% of FP17s for the same patient ID Re-attending within 3 months - Adults	2	58	3.4%	15.2%	15.9%	16.6%
% of FP17s for the same patient ID Re-attending between 3 & 9 months - Children	0	2	0.0%	55.5%	58.6%	57.5%
% of FP17s for the same patient ID Re-attending between 3 & 9 months - Adults	16	58	27.6%	48.9%	51.5%	50.4%
% of FP17s for Band 1 Urgent Courses	2	58	3.4%	8.5%	8.0%	9.1%
% of FP17s Relating to Free Repair or Replacements	0	58	0.0%	0.8%	0.8%	0.8%
% of FP17s Relating to Continuations	0	58	0.0%	1.1%	1.2%	1.3%
% of Patients satisfied with the dentistry they have received	0	0	N/A	93.6%	92.8%	92.7%
% of Patients satisfied with the time they had to wait for an appointment	0	0	N/A	90.7%	89.2%	88.8%

* This is based on patients treated on this contract for their most recent course of treatment. Figures in italics indicate the base number of FP17s or Patient Questionnaire responses are less than 100. N/A is shown where the base number of responses is less than 10 during the period. % is calculated as Quantity/Base number*100

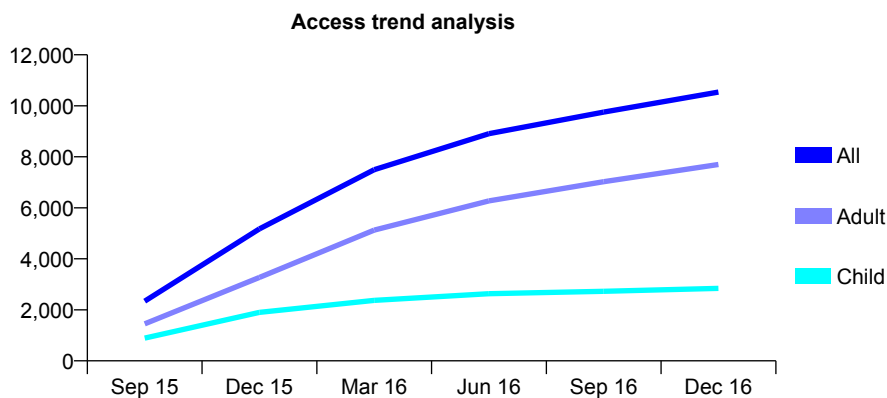
Q57 - Vital Signs At a Glance Contract Report for 649694/0019 - December 2016

Name or company name	MR SB DENNY
Contract type name	GDS Contract
Purpose of contract	General
Contract start date	01/07/2015
Contract end date	

16/17 Contracted general activity (UDA)	27,371
Carry forward general activity (UDA)	619
16/17 Contracted orthodontic activity (UOA)	0
Carry forward orthodontic activity (UOA)	0
Baseline contract value	£731,354.76

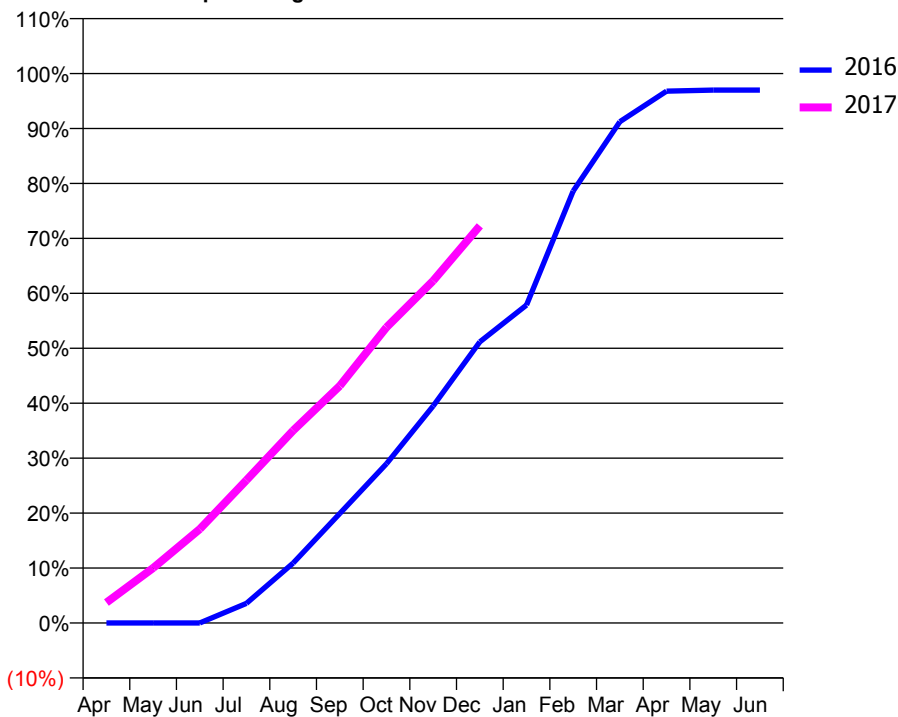
ACCESS*

Patients seen in 24 months	Total	Change since previous quarter
Quarter ending December 2015	5,172	
Quarter ending March 2016	7,497	↑
Quarter ending June 2016	8,906	↑
Quarter ending September 2016	9,755	↑
Quarter ending December 2016	10,540	↑
Variance since December 2015	103.8%	↑



ACTIVITY

Cumulative percentage of contracted UDA delivered 2016 & 2017



Month	Adjusted Scheduled Activity (UDA)	
	2016	2017
April	0	1,018
May	0	2,740
June	0	4,677
July	737	7,116
August	2,241	9,588
September	4,093	11,814
October	5,950	14,727
November	8,106	17,044
December	10,503	19,783
January	11,881	
February	16,138	
March	18,726	
April	19,867	
May	19,911	
June	19,909	

QUALITY

	Quantity	Base Number	Contract	AT	Region	England
% of FP17s for the same patient ID Re-attending within 3 months - Children	525	3,753	14.0%	10.7%	12.1%	12.4%
% of FP17s for the same patient ID Re-attending within 3 months - Adults	1,615	8,569	18.8%	15.2%	15.9%	16.6%
% of FP17s for the same patient ID Re-attending between 3 & 9 months - Children	1,946	3,753	51.9%	55.5%	58.6%	57.5%
% of FP17s for the same patient ID Re-attending between 3 & 9 months - Adults	3,419	8,569	39.9%	48.9%	51.5%	50.4%
% of FP17s for Band 1 Urgent Courses	1,350	10,210	13.2%	8.5%	8.0%	9.1%
% of FP17s Relating to Free Repair or Replacements	129	10,210	1.3%	0.8%	0.8%	0.8%
% of FP17s Relating to Continuations	34	10,210	0.3%	1.1%	1.2%	1.3%
% of Patients satisfied with the dentistry they have received	20	22	90.9%	93.6%	92.8%	92.7%
% of Patients satisfied with the time they had to wait for an appointment	17	22	77.3%	90.7%	89.2%	88.8%

* This is based on patients treated on this contract for their most recent course of treatment. Figures in italics indicate the base number of FP17s or Patient Questionnaire responses are less than 100. N/A is shown where the base number of responses is less than 10 during the period. % is calculated as Quantity/Base number*100

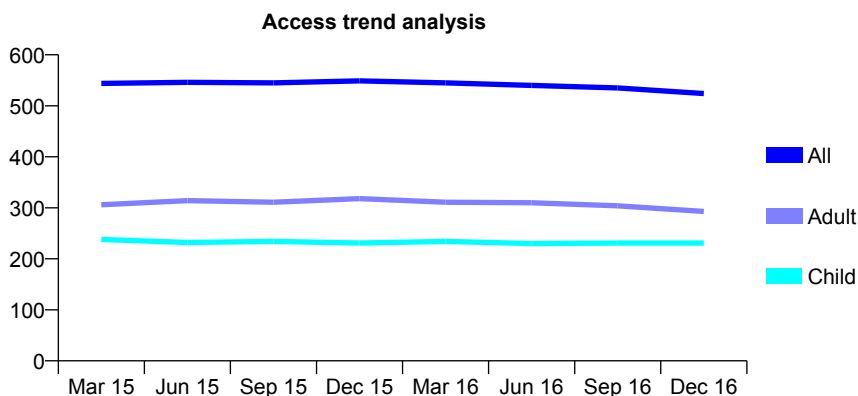
Q57 - Vital Signs At a Glance Contract Report for 651591/0001 - December 2016

Name or company name	MR PJ CANNELL
Contract type name	GDS Contract
Purpose of contract	General
Contract start date	01/04/2006
Contract end date	

16/17 Contracted general activity (UDA)	1,200
Carry forward general activity (UDA)	32
16/17 Contracted orthodontic activity (UOA)	0
Carry forward orthodontic activity (UOA)	0
Baseline contract value	£27,312.40

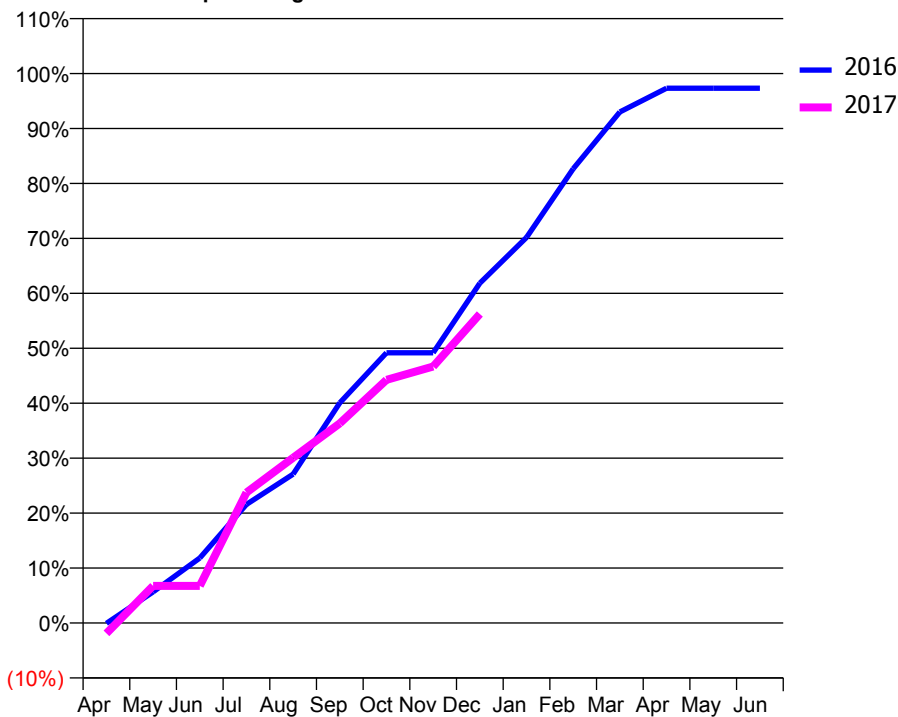
ACCESS*

Patients seen in 24 months	Total	Change since previous quarter
Quarter ending December 2015	549	
Quarter ending March 2016	545	→
Quarter ending June 2016	540	→
Quarter ending September 2016	535	→
Quarter ending December 2016	524	↓
Variance since December 2015	(4.6%)	↓



ACTIVITY

Cumulative percentage of contracted UDA delivered 2016 & 2017



Month	Adjusted Scheduled Activity (UDA)	
	2016	2017
April	-1	-23
May	68	81
June	142	81
July	259	285
August	325	361
September	481	436
October	590	531
November	590	560
December	742	675
January	842	
February	992	
March	1,116	
April	1,168	
May	1,168	
June	1,168	

QUALITY

	Quantity	Base Number	Contract	AT	Region	England
% of FP17s for the same patient ID Re-attending within 3 months - Children	19	251	7.6%	10.7%	12.1%	12.4%
% of FP17s for the same patient ID Re-attending within 3 months - Adults	40	269	14.9%	15.2%	15.9%	16.6%
% of FP17s for the same patient ID Re-attending between 3 & 9 months - Children	178	251	70.9%	55.5%	58.6%	57.5%
% of FP17s for the same patient ID Re-attending between 3 & 9 months - Adults	159	269	59.1%	48.9%	51.5%	50.4%
% of FP17s for Band 1 Urgent Courses	0	489	0.0%	8.5%	8.0%	9.1%
% of FP17s Relating to Free Repair or Replacements	0	489	0.0%	0.8%	0.8%	0.8%
% of FP17s Relating to Continuations	12	489	2.5%	1.1%	1.2%	1.3%
% of Patients satisfied with the dentistry they have received	4	4	N/A	93.6%	92.8%	92.7%
% of Patients satisfied with the time they had to wait for an appointment	4	4	N/A	90.7%	89.2%	88.8%

* This is based on patients treated on this contract for their most recent course of treatment. Figures in italics indicate the base number of FP17s or Patient Questionnaire responses are less than 100. N/A is shown where the base number of responses is less than 10 during the period. % is calculated as Quantity/Base number*100

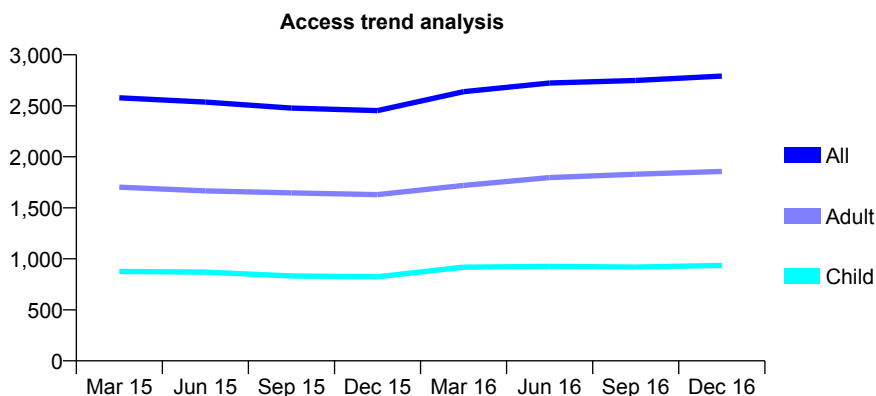
Q57 - Vital Signs At a Glance Contract Report for 652598/0001 - December 2016

Name or company name	MISS CL JONES
Contract type name	GDS Contract
Purpose of contract	General
Contract start date	01/04/2006
Contract end date	

16/17 Contracted general activity (UDA)	8,100
Carry forward general activity (UDA)	0
16/17 Contracted orthodontic activity (UOA)	0
Carry forward orthodontic activity (UOA)	0
Baseline contract value	£203,406.82

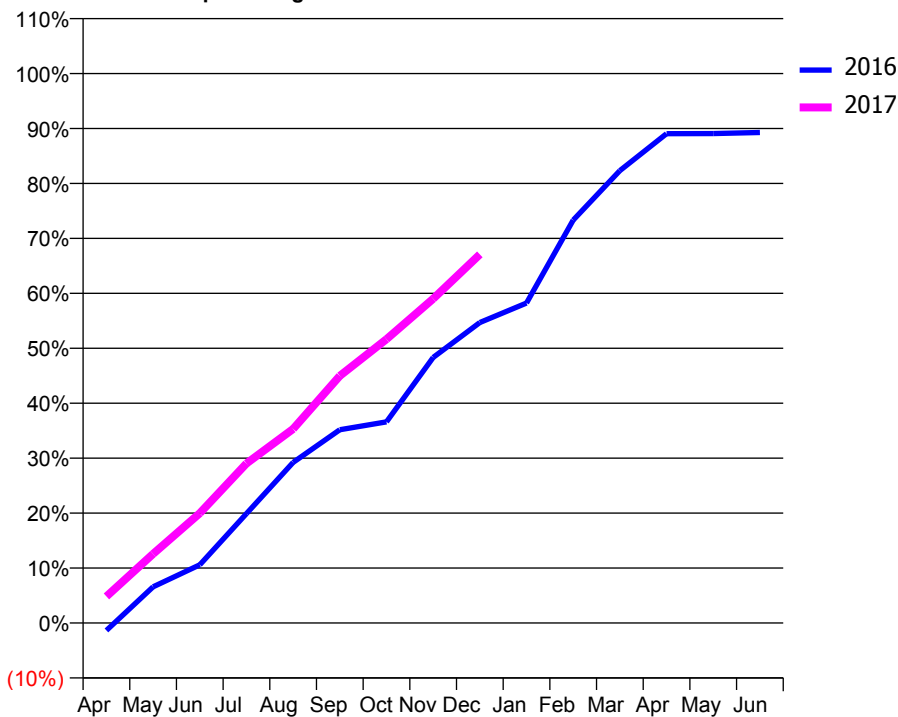
ACCESS*

Patients seen in 24 months	Total	Change since previous quarter
Quarter ending December 2015	2,453	
Quarter ending March 2016	2,638	↑
Quarter ending June 2016	2,723	↑
Quarter ending September 2016	2,749	→
Quarter ending December 2016	2,792	→
Variance since December 2015	13.8%	↑



ACTIVITY

Cumulative percentage of contracted UDA delivered 2016 & 2017



Month	Adjusted Scheduled Activity (UDA)	
	2016	2017
April	-112	391
May	534	1,019
June	857	1,619
July	1,613	2,353
August	2,368	2,860
September	2,849	3,643
October	2,966	4,183
November	3,915	4,780
December	4,429	5,434
January	4,716	
February	5,940	
March	6,667	
April	7,213	
May	7,214	
June	7,231	

QUALITY

	Quantity	Base Number	Contract	AT	Region	England
% of FP17s for the same patient ID Re-attending within 3 months - Children	92	1,174	7.8%	10.7%	12.1%	12.4%
% of FP17s for the same patient ID Re-attending within 3 months - Adults	322	2,212	14.6%	15.2%	15.9%	16.6%
% of FP17s for the same patient ID Re-attending between 3 & 9 months - Children	756	1,174	64.4%	55.5%	58.6%	57.5%
% of FP17s for the same patient ID Re-attending between 3 & 9 months - Adults	1,327	2,212	60.0%	48.9%	51.5%	50.4%
% of FP17s for Band 1 Urgent Courses	219	3,099	7.1%	8.5%	8.0%	9.1%
% of FP17s Relating to Free Repair or Replacements	27	3,099	0.9%	0.8%	0.8%	0.8%
% of FP17s Relating to Continuations	35	3,099	1.1%	1.1%	1.2%	1.3%
% of Patients satisfied with the dentistry they have received	3	3	N/A	93.6%	92.8%	92.7%
% of Patients satisfied with the time they had to wait for an appointment	2	3	N/A	90.7%	89.2%	88.8%

* This is based on patients treated on this contract for their most recent course of treatment. Figures in italics indicate the base number of FP17s or Patient Questionnaire responses are less than 100. N/A is shown where the base number of responses is less than 10 during the period. % is calculated as Quantity/Base number*100

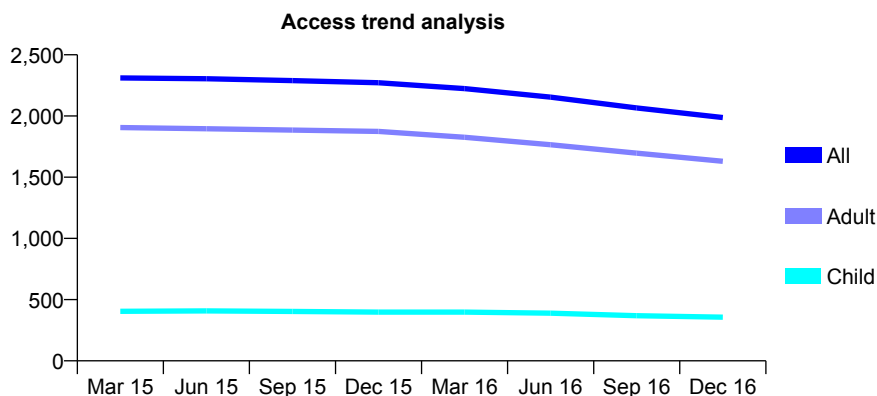
Q57 - Vital Signs At a Glance Contract Report for 656224/0001 - December 2016

Name or company name	MRS PC GOULD
Contract type name	GDS Contract
Purpose of contract	General
Contract start date	01/04/2006
Contract end date	

16/17 Contracted general activity (UDA)	5,871
Carry forward general activity (UDA)	-117
16/17 Contracted orthodontic activity (UOA)	0
Carry forward orthodontic activity (UOA)	0
Baseline contract value	£162,881.47

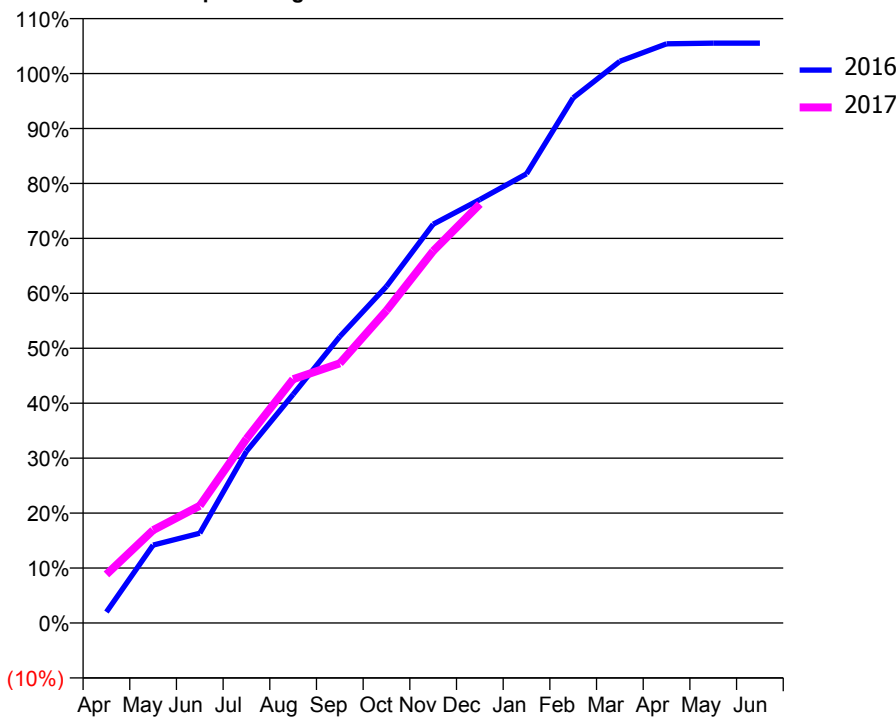
ACCESS*

Patients seen in 24 months	Total	Change since previous quarter
Quarter ending December 2015	2,272	
Quarter ending March 2016	2,224	↓
Quarter ending June 2016	2,154	↓
Quarter ending September 2016	2,066	↓
Quarter ending December 2016	1,987	↓
Variance since December 2015	(12.5%)	↓



ACTIVITY

Cumulative percentage of contracted UDA delivered 2016 & 2017



Month	Adjusted Scheduled Activity (UDA)	
	2016	2017
April	117	520
May	832	993
June	960	1,253
July	1,835	1,968
August	2,442	2,606
September	3,062	2,774
October	3,596	3,339
November	4,261	3,974
December	4,525	4,476
January	4,799	
February	5,611	
March	6,002	
April	6,188	
May	6,195	
June	6,195	

QUALITY

	Quantity	Base Number	Contract	AT	Region	England
% of FP17s for the same patient ID Re-attending within 3 months - Children	31	389	8.0%	10.7%	12.1%	12.4%
% of FP17s for the same patient ID Re-attending within 3 months - Adults	164	1,717	9.6%	15.2%	15.9%	16.6%
% of FP17s for the same patient ID Re-attending between 3 & 9 months - Children	260	389	66.8%	55.5%	58.6%	57.5%
% of FP17s for the same patient ID Re-attending between 3 & 9 months - Adults	1,160	1,717	67.6%	48.9%	51.5%	50.4%
% of FP17s for Band 1 Urgent Courses	59	1,991	3.0%	8.5%	8.0%	9.1%
% of FP17s Relating to Free Repair or Replacements	0	1,991	0.0%	0.8%	0.8%	0.8%
% of FP17s Relating to Continuations	8	1,991	0.4%	1.1%	1.2%	1.3%
% of Patients satisfied with the dentistry they have received	7	7	N/A	93.6%	92.8%	92.7%
% of Patients satisfied with the time they had to wait for an appointment	7	7	N/A	90.7%	89.2%	88.8%

* This is based on patients treated on this contract for their most recent course of treatment. Figures in italics indicate the base number of FP17s or Patient Questionnaire responses are less than 100. N/A is shown where the base number of responses is less than 10 during the period. % is calculated as Quantity/Base number*100

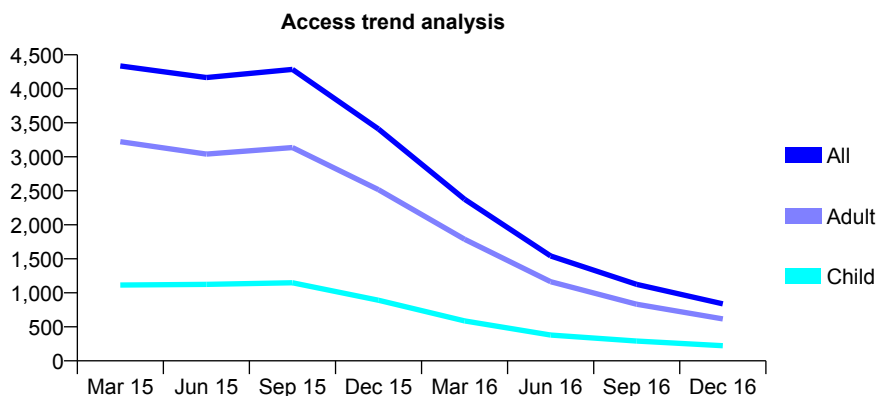
Q57 - Vital Signs At a Glance Contract Report for 676373/0002 - December 2016

Name or company name	MR MS PARKER
Contract type name	GDS Contract
Purpose of contract	General
Contract start date	01/04/2006
Contract end date	

16/17 Contracted general activity (UDA)	12,445
Carry forward general activity (UDA)	0
16/17 Contracted orthodontic activity (UOA)	0
Carry forward orthodontic activity (UOA)	0
Baseline contract value	£0.00

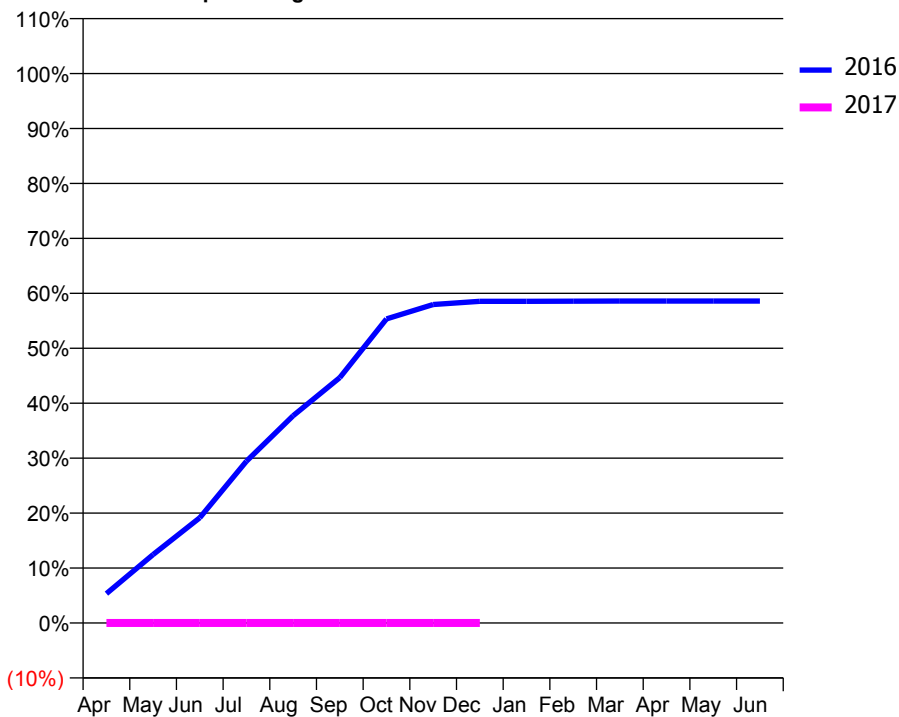
ACCESS*

Patients seen in 24 months	Total	Change since previous quarter
Quarter ending December 2015	3,408	
Quarter ending March 2016	2,375	↓
Quarter ending June 2016	1,542	↓
Quarter ending September 2016	1,124	↓
Quarter ending December 2016	839	↓
Variance since December 2015	(75.4%)	↓



ACTIVITY

Cumulative percentage of contracted UDA delivered 2016 & 2017



Month	Adjusted Scheduled Activity (UDA)	
	2016	2017
April	667	0
May	1,551	0
June	2,385	0
July	3,663	0
August	4,696	0
September	5,560	2
October	6,887	2
November	7,213	2
December	7,285	2
January	7,285	
February	7,289	
March	7,292	
April	7,292	
May	7,292	
June	7,292	

QUALITY

	Quantity	Base Number	Contract	AT	Region	England
% of FP17s for the same patient ID Re-attending within 3 months - Children	0	1	0.0%	10.7%	12.1%	12.4%
% of FP17s for the same patient ID Re-attending within 3 months - Adults	0	2	0.0%	15.2%	15.9%	16.6%
% of FP17s for the same patient ID Re-attending between 3 & 9 months - Children	1	1	100.0%	55.5%	58.6%	57.5%
% of FP17s for the same patient ID Re-attending between 3 & 9 months - Adults	0	2	0.0%	48.9%	51.5%	50.4%
% of FP17s for Band 1 Urgent Courses	0	2	0.0%	8.5%	8.0%	9.1%
% of FP17s Relating to Free Repair or Replacements	0	2	0.0%	0.8%	0.8%	0.8%
% of FP17s Relating to Continuations	0	2	0.0%	1.1%	1.2%	1.3%
% of Patients satisfied with the dentistry they have received	0	0	N/A	93.6%	92.8%	92.7%
% of Patients satisfied with the time they had to wait for an appointment	0	0	N/A	90.7%	89.2%	88.8%

* This is based on patients treated on this contract for their most recent course of treatment. Figures in italics indicate the base number of FP17s or Patient Questionnaire responses are less than 100. N/A is shown where the base number of responses is less than 10 during the period. % is calculated as Quantity/Base number*100

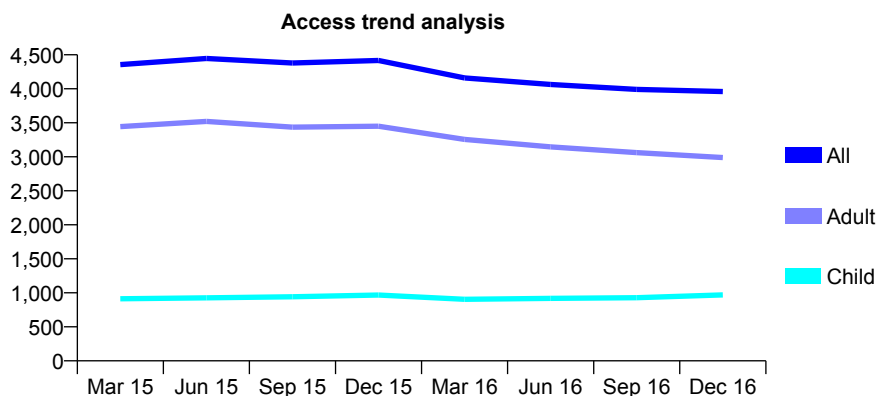
Q57 - Vital Signs At a Glance Contract Report for 678120/0001 - December 2016

Name or company name	MR R CARBINER
Contract type name	GDS Contract
Purpose of contract	General
Contract start date	01/04/2006
Contract end date	

16/17 Contracted general activity (UDA)	13,838
Carry forward general activity (UDA)	82
16/17 Contracted orthodontic activity (UOA)	0
Carry forward orthodontic activity (UOA)	0
Baseline contract value	£407,077.50

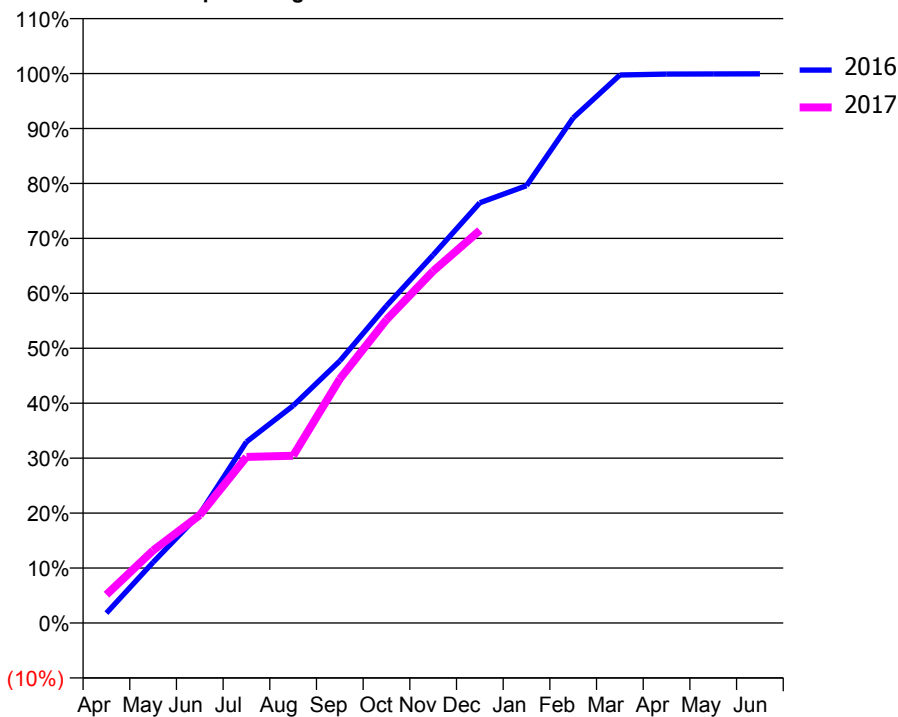
ACCESS*

Patients seen in 24 months	Total	Change since previous quarter
Quarter ending December 2015	4,417	
Quarter ending March 2016	4,160	↓
Quarter ending June 2016	4,064	↓
Quarter ending September 2016	3,991	↓
Quarter ending December 2016	3,959	→
Variance since December 2015	(10.4%)	↓



ACTIVITY

Cumulative percentage of contracted UDA delivered 2016 & 2017



Month	Adjusted Scheduled Activity (UDA)	
	2016	2017
April	251	715
May	1,530	1,828
June	2,748	2,720
July	4,562	4,182
August	5,472	4,213
September	6,599	6,146
October	7,987	7,637
November	9,271	8,865
December	10,582	9,889
January	11,013	
February	12,721	
March	13,800	
April	13,822	
May	13,828	
June	13,829	

QUALITY

	Quantity	Base Number	Contract	AT	Region	England
% of FP17s for the same patient ID Re-attending within 3 months - Children	31	824	3.8%	10.7%	12.1%	12.4%
% of FP17s for the same patient ID Re-attending within 3 months - Adults	145	2,209	6.6%	15.2%	15.9%	16.6%
% of FP17s for the same patient ID Re-attending between 3 & 9 months - Children	349	824	42.4%	55.5%	58.6%	57.5%
% of FP17s for the same patient ID Re-attending between 3 & 9 months - Adults	941	2,209	42.6%	48.9%	51.5%	50.4%
% of FP17s for Band 1 Urgent Courses	112	3,022	3.7%	8.5%	8.0%	9.1%
% of FP17s Relating to Free Repair or Replacements	5	3,022	0.2%	0.8%	0.8%	0.8%
% of FP17s Relating to Continuations	1	3,022	0.0%	1.1%	1.2%	1.3%
% of Patients satisfied with the dentistry they have received	10	10	100.0%	93.6%	92.8%	92.7%
% of Patients satisfied with the time they had to wait for an appointment	9	10	90.0%	90.7%	89.2%	88.8%

* This is based on patients treated on this contract for their most recent course of treatment. Figures in italics indicate the base number of FP17s or Patient Questionnaire responses are less than 100. N/A is shown where the base number of responses is less than 10 during the period. % is calculated as Quantity/Base number*100

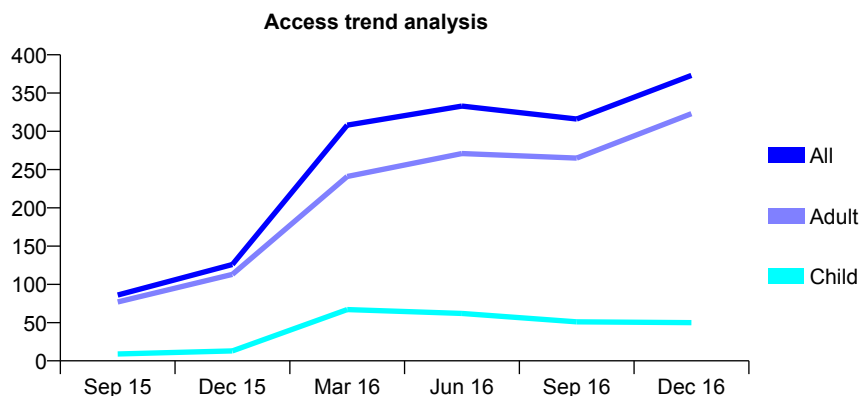
Q57 - Vital Signs At a Glance Contract Report for 678120/0003 - December 2016

Name or company name	MR R CARBINER
Contract type name	GDS Contract
Purpose of contract	General
Contract start date	01/04/2015
Contract end date	

16/17 Contracted general activity (UDA)	1,287
Carry forward general activity (UDA)	0
16/17 Contracted orthodontic activity (UOA)	0
Carry forward orthodontic activity (UOA)	0
Baseline contract value	£37,860.17

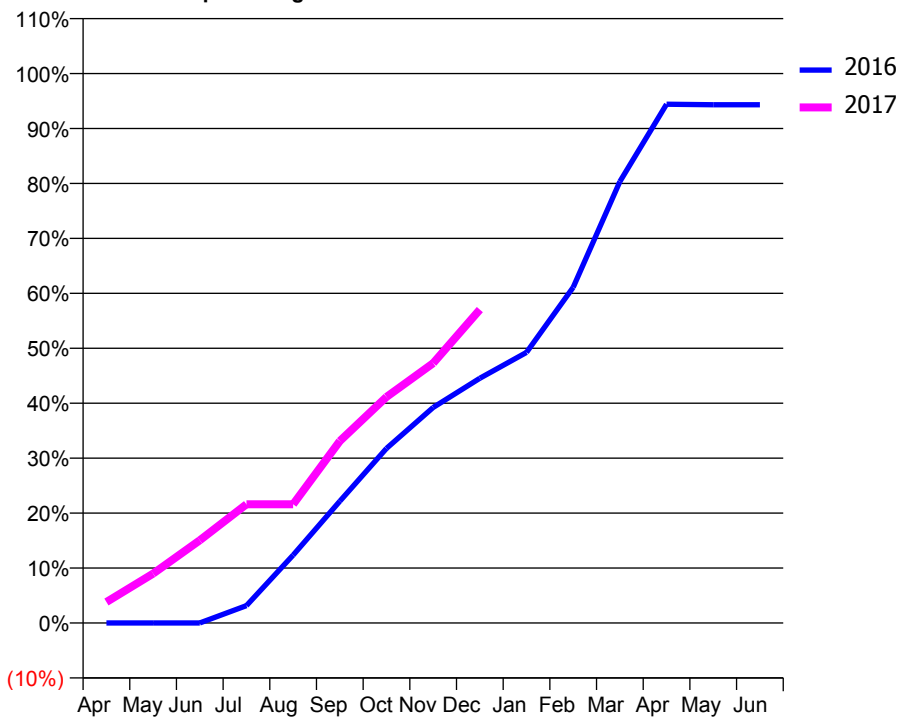
ACCESS*

Patients seen in 24 months	Total	Change since previous quarter
Quarter ending December 2015	126	
Quarter ending March 2016	308	↑
Quarter ending June 2016	333	↑
Quarter ending September 2016	316	↓
Quarter ending December 2016	373	↑
Variance since December 2015	196.0%	↑



ACTIVITY

Cumulative percentage of contracted UDA delivered 2016 & 2017



Month	Adjusted Scheduled Activity (UDA)	
	2016	2017
April	0	49
May	0	116
June	0	194
July	41	278
August	159	278
September	285	426
October	409	529
November	505	609
December	573	734
January	634	
February	786	
March	1,034	
April	1,215	
May	1,214	
June	1,214	

QUALITY

	Quantity	Base Number	Contract	AT	Region	England
% of FP17s for the same patient ID Re-attending within 3 months - Children	3	80	3.8%	10.7%	12.1%	12.4%
% of FP17s for the same patient ID Re-attending within 3 months - Adults	17	560	3.0%	15.2%	15.9%	16.6%
% of FP17s for the same patient ID Re-attending between 3 & 9 months - Children	0	80	0.0%	55.5%	58.6%	57.5%
% of FP17s for the same patient ID Re-attending between 3 & 9 months - Adults	3	560	0.5%	48.9%	51.5%	50.4%
% of FP17s for Band 1 Urgent Courses	525	565	92.9%	8.5%	8.0%	9.1%
% of FP17s Relating to Free Repair or Replacements	0	565	0.0%	0.8%	0.8%	0.8%
% of FP17s Relating to Continuations	0	565	0.0%	1.1%	1.2%	1.3%
% of Patients satisfied with the dentistry they have received	1	1	N/A	93.6%	92.8%	92.7%
% of Patients satisfied with the time they had to wait for an appointment	1	1	N/A	90.7%	89.2%	88.8%

* This is based on patients treated on this contract for their most recent course of treatment. Figures in italics indicate the base number of FP17s or Patient Questionnaire responses are less than 100. N/A is shown where the base number of responses is less than 10 during the period. % is calculated as Quantity/Base number*100

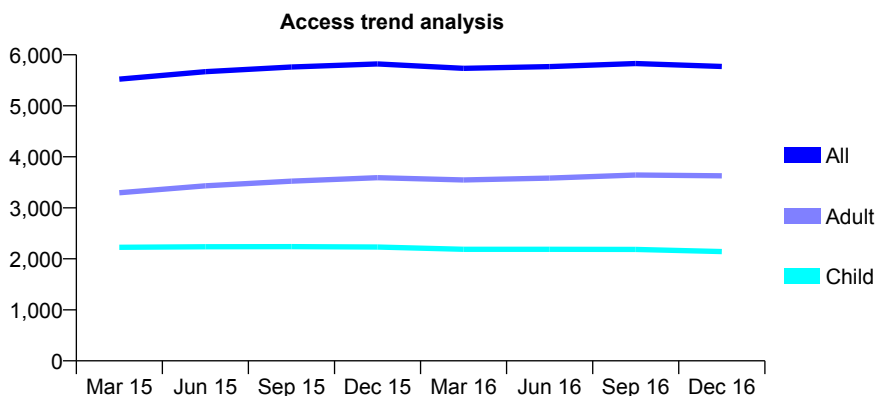
Q57 - Vital Signs At a Glance Contract Report for 678422/0001 - December 2016

Name or company name	MR SK KEANE
Contract type name	GDS Contract
Purpose of contract	General
Contract start date	01/04/2006
Contract end date	

16/17 Contracted general activity (UDA)	14,000
Carry forward general activity (UDA)	-62
16/17 Contracted orthodontic activity (UOA)	0
Carry forward orthodontic activity (UOA)	0
Baseline contract value	£471,982.42

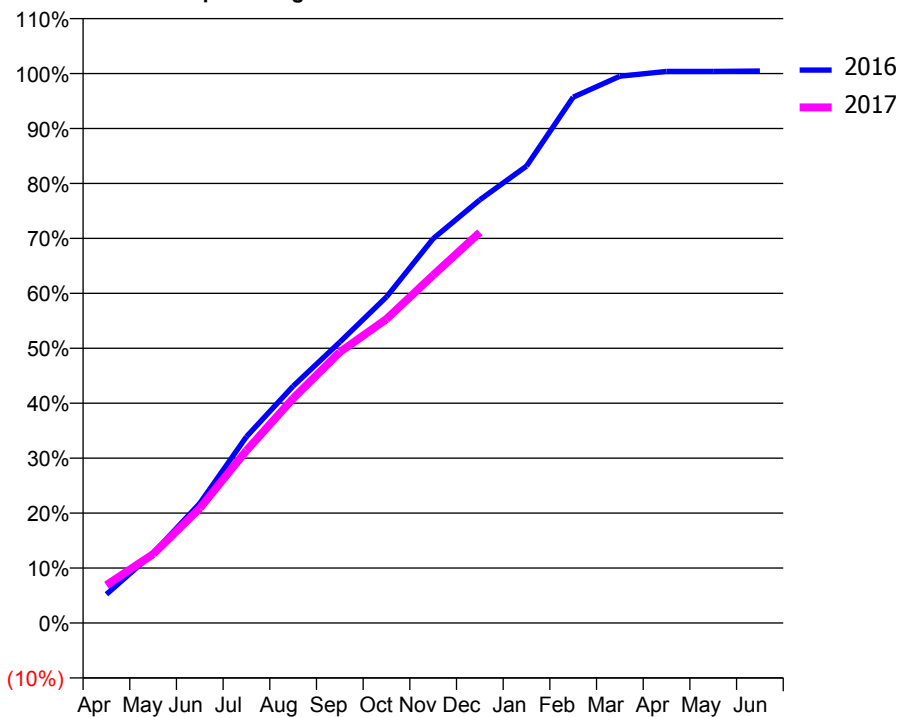
ACCESS*

Patients seen in 24 months	Total	Change since previous quarter
Quarter ending December 2015	5,821	
Quarter ending March 2016	5,734	↓
Quarter ending June 2016	5,769	→
Quarter ending September 2016	5,828	→
Quarter ending December 2016	5,771	→
Variance since December 2015	(0.9%)	→



ACTIVITY

Cumulative percentage of contracted UDA delivered 2016 & 2017



Month	Adjusted Scheduled Activity (UDA)	
	2016	2017
April	732	966
May	1,777	1,754
June	3,048	2,925
July	4,748	4,395
August	6,037	5,723
September	7,156	6,903
October	8,310	7,745
November	9,792	8,861
December	10,780	9,953
January	11,641	
February	13,397	
March	13,931	
April	14,053	
May	14,053	
June	14,062	

QUALITY

	Quantity	Base Number	Contract	AT	Region	England
% of FP17s for the same patient ID Re-attending within 3 months - Children	178	2,360	7.5%	10.7%	12.1%	12.4%
% of FP17s for the same patient ID Re-attending within 3 months - Adults	434	3,341	13.0%	15.2%	15.9%	16.6%
% of FP17s for the same patient ID Re-attending between 3 & 9 months - Children	1,313	2,360	55.6%	55.5%	58.6%	57.5%
% of FP17s for the same patient ID Re-attending between 3 & 9 months - Adults	1,648	3,341	49.3%	48.9%	51.5%	50.4%
% of FP17s for Band 1 Urgent Courses	421	5,633	7.5%	8.5%	8.0%	9.1%
% of FP17s Relating to Free Repair or Replacements	24	5,633	0.4%	0.8%	0.8%	0.8%
% of FP17s Relating to Continuations	21	5,633	0.4%	1.1%	1.2%	1.3%
% of Patients satisfied with the dentistry they have received	12	12	100.0%	93.6%	92.8%	92.7%
% of Patients satisfied with the time they had to wait for an appointment	11	12	91.7%	90.7%	89.2%	88.8%

* This is based on patients treated on this contract for their most recent course of treatment. Figures in italics indicate the base number of FP17s or Patient Questionnaire responses are less than 100. N/A is shown where the base number of responses is less than 10 during the period. % is calculated as Quantity/Base number*100

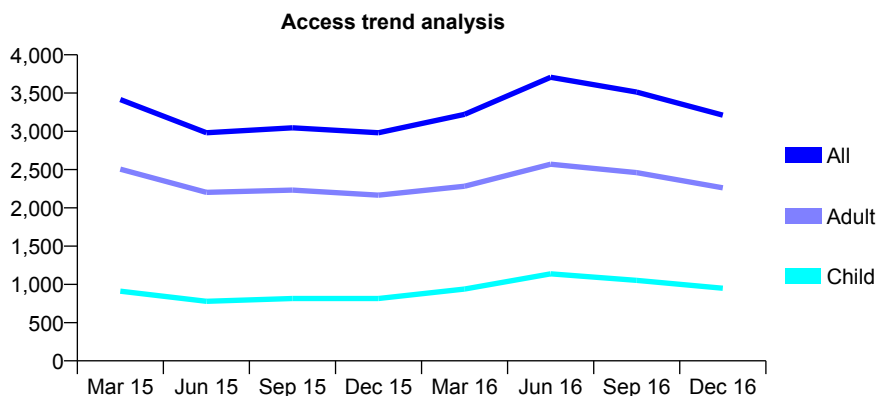
Q57 - Vital Signs At a Glance Contract Report for 679445/0001 - December 2016

Name or company name	MR M KANGI
Contract type name	GDS Contract
Purpose of contract	General
Contract start date	01/04/2006
Contract end date	

16/17 Contracted general activity (UDA)	7,354
Carry forward general activity (UDA)	0
16/17 Contracted orthodontic activity (UOA)	0
Carry forward orthodontic activity (UOA)	0
Baseline contract value	£221,978.27

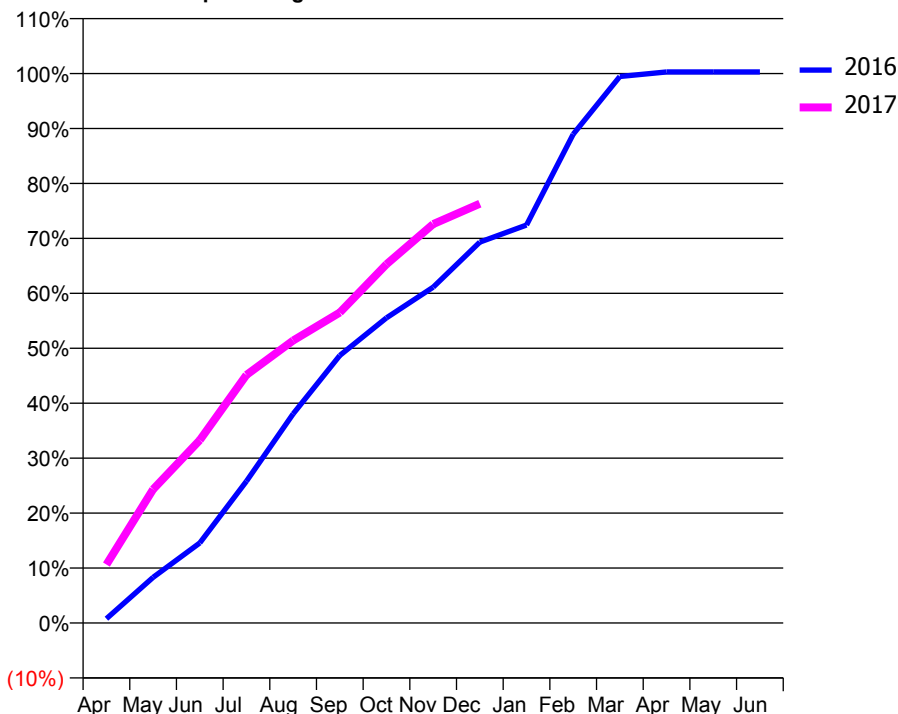
ACCESS*

Patients seen in 24 months	Total	Change since previous quarter
Quarter ending December 2015	2,981	
Quarter ending March 2016	3,221	↑
Quarter ending June 2016	3,707	↑
Quarter ending September 2016	3,512	↓
Quarter ending December 2016	3,211	↓
Variance since December 2015	7.7%	↑



ACTIVITY

Cumulative percentage of contracted UDA delivered 2016 & 2017



Month	Adjusted Scheduled Activity (UDA)	
	2016	2017
April	58	782
May	612	1,789
June	1,071	2,448
July	1,897	3,320
August	2,799	3,781
September	3,580	4,156
October	4,084	4,802
November	4,495	5,339
December	5,098	5,612
January	5,326	
February	6,541	
March	7,313	
April	7,374	
May	7,374	
June	7,374	

QUALITY

	Quantity	Base Number	Contract	AT	Region	England
% of FP17s for the same patient ID Re-attending within 3 months - Children	30	992	3.0%	10.7%	12.1%	12.4%
% of FP17s for the same patient ID Re-attending within 3 months - Adults	106	1,830	5.8%	15.2%	15.9%	16.6%
% of FP17s for the same patient ID Re-attending between 3 & 9 months - Children	440	992	44.4%	55.5%	58.6%	57.5%
% of FP17s for the same patient ID Re-attending between 3 & 9 months - Adults	597	1,830	32.6%	48.9%	51.5%	50.4%
% of FP17s for Band 1 Urgent Courses	131	2,778	4.7%	8.5%	8.0%	9.1%
% of FP17s Relating to Free Repair or Replacements	0	2,778	0.0%	0.8%	0.8%	0.8%
% of FP17s Relating to Continuations	12	2,778	0.4%	1.1%	1.2%	1.3%
% of Patients satisfied with the dentistry they have received	21	24	87.5%	93.6%	92.8%	92.7%
% of Patients satisfied with the time they had to wait for an appointment	21	24	87.5%	90.7%	89.2%	88.8%

* This is based on patients treated on this contract for their most recent course of treatment. Figures in italics indicate the base number of FP17s or Patient Questionnaire responses are less than 100. N/A is shown where the base number of responses is less than 10 during the period. % is calculated as Quantity/Base number*100

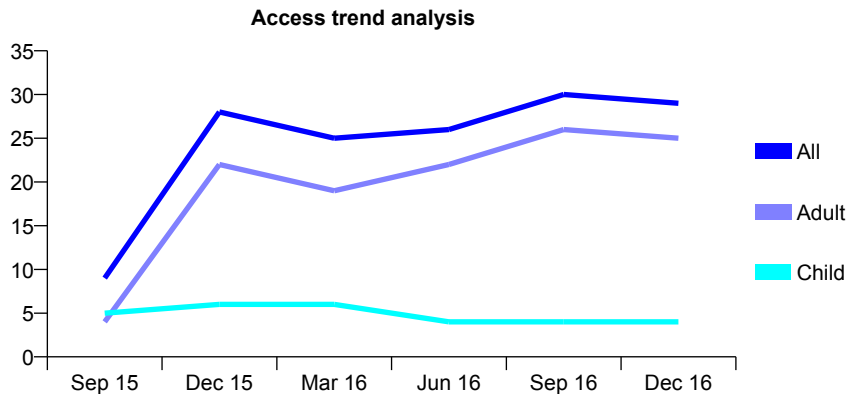
Q57 - Vital Signs At a Glance Contract Report for 679445/0007 - December 2016

Name or company name	MR M KANGI
Contract type name	GDS Contract
Purpose of contract	General
Contract start date	01/04/2015
Contract end date	

16/17 Contracted general activity (UDA)	46
Carry forward general activity (UDA)	0
16/17 Contracted orthodontic activity (UOA)	0
Carry forward orthodontic activity (UOA)	0
Baseline contract value	£1,395.03

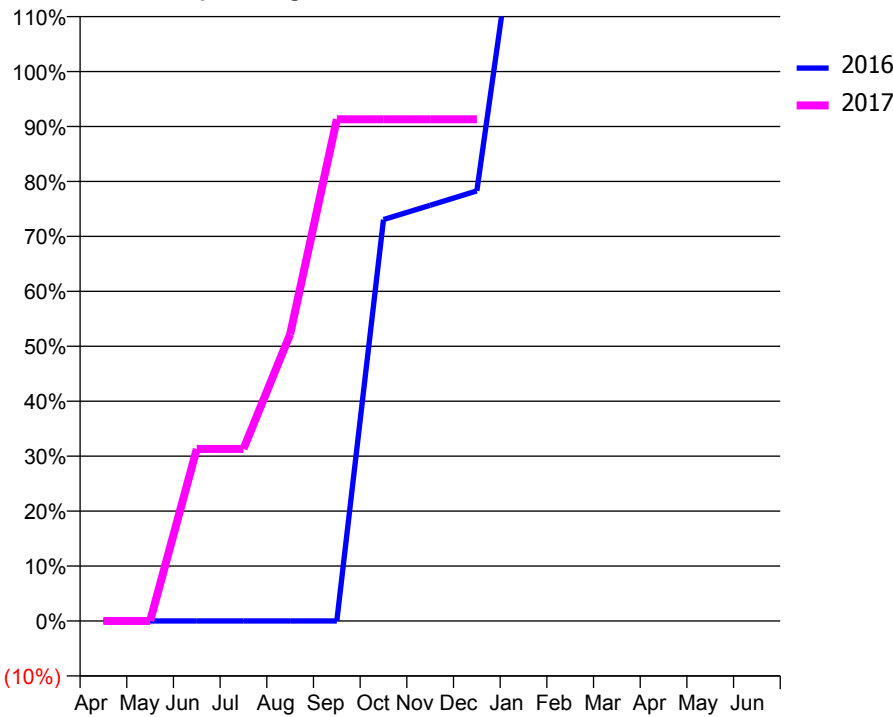
ACCESS*

Patients seen in 24 months	Total	Change since previous quarter
Quarter ending December 2015	28	
Quarter ending March 2016	25	↓
Quarter ending June 2016	26	↑
Quarter ending September 2016	30	↑
Quarter ending December 2016	29	↓
Variance since December 2015	3.6%	↑



ACTIVITY

Cumulative percentage of contracted UDA delivered 2016 & 2017



Month	Adjusted Scheduled Activity (UDA)	
	2016	2017
April	0	0
May	0	0
June	0	14
July	0	14
August	0	24
September	0	42
October	34	42
November	35	42
December	36	42
January	64	
February	72	
March	72	
April	72	
May	72	
June	72	

QUALITY

	Quantity	Base Number	Contract	AT	Region	England
% of FP17s for the same patient ID Re-attending within 3 months - Children	0	4	0.0%	10.7%	12.1%	12.4%
% of FP17s for the same patient ID Re-attending within 3 months - Adults	0	31	0.0%	15.2%	15.9%	16.6%
% of FP17s for the same patient ID Re-attending between 3 & 9 months - Children	0	4	0.0%	55.5%	58.6%	57.5%
% of FP17s for the same patient ID Re-attending between 3 & 9 months - Adults	0	31	0.0%	48.9%	51.5%	50.4%
% of FP17s for Band 1 Urgent Courses	35	35	100.0%	8.5%	8.0%	9.1%
% of FP17s Relating to Free Repair or Replacements	0	35	0.0%	0.8%	0.8%	0.8%
% of FP17s Relating to Continuations	0	35	0.0%	1.1%	1.2%	1.3%
% of Patients satisfied with the dentistry they have received	0	1	N/A	93.6%	92.8%	92.7%
% of Patients satisfied with the time they had to wait for an appointment	1	1	N/A	90.7%	89.2%	88.8%

* This is based on patients treated on this contract for their most recent course of treatment. Figures in italics indicate the base number of FP17s or Patient Questionnaire responses are less than 100. N/A is shown where the base number of responses is less than 10 during the period. % is calculated as Quantity/Base number*100

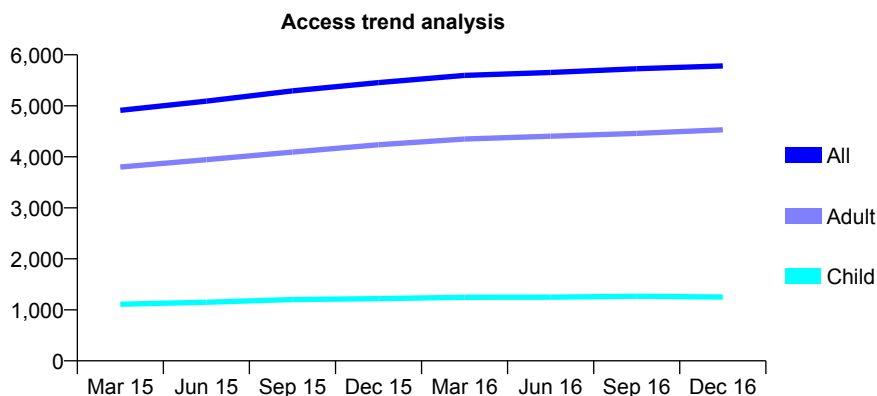
Q57 - Vital Signs At a Glance Contract Report for 684007/0001 - December 2016

Name or company name	MR EL SCHNEL
Contract type name	GDS Contract
Purpose of contract	General
Contract start date	01/04/2006
Contract end date	

16/17 Contracted general activity (UDA)	16,250
Carry forward general activity (UDA)	-118
16/17 Contracted orthodontic activity (UOA)	0
Carry forward orthodontic activity (UOA)	0
Baseline contract value	£509,302.26

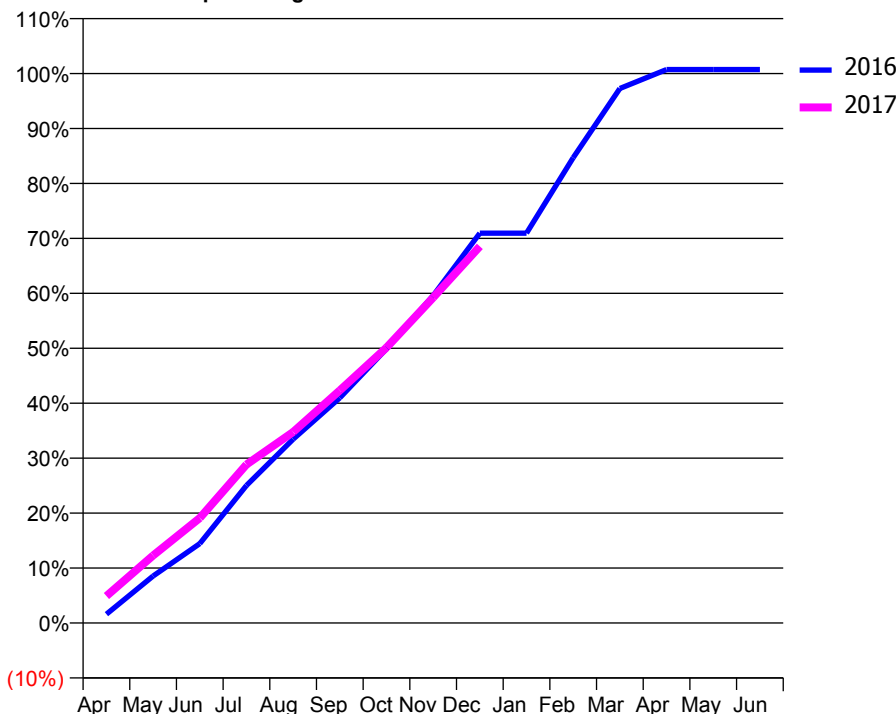
ACCESS*

Patients seen in 24 months	Total	Change since previous quarter
Quarter ending December 2015	5,456	
Quarter ending March 2016	5,595	↑
Quarter ending June 2016	5,653	→
Quarter ending September 2016	5,727	→
Quarter ending December 2016	5,781	→
Variance since December 2015	6.0%	↑



ACTIVITY

Cumulative percentage of contracted UDA delivered 2016 & 2017



Month	Adjusted Scheduled Activity (UDA)	
	2016	2017
April	261	797
May	1,391	1,996
June	2,350	3,107
July	4,067	4,686
August	5,438	5,650
September	6,659	6,879
October	8,110	8,146
November	9,682	9,626
December	11,529	11,138
January	11,529	
February	13,761	
March	15,807	
April	16,367	
May	16,368	
June	16,368	

QUALITY

	Quantity	Base Number	Contract	AT	Region	England
% of FP17s for the same patient ID Re-attending within 3 months - Children	105	1,365	7.7%	10.7%	12.1%	12.4%
% of FP17s for the same patient ID Re-attending within 3 months - Adults	587	4,253	13.8%	15.2%	15.9%	16.6%
% of FP17s for the same patient ID Re-attending between 3 & 9 months - Children	765	1,365	56.0%	55.5%	58.6%	57.5%
% of FP17s for the same patient ID Re-attending between 3 & 9 months - Adults	2,094	4,253	49.2%	48.9%	51.5%	50.4%
% of FP17s for Band 1 Urgent Courses	351	5,372	6.5%	8.5%	8.0%	9.1%
% of FP17s Relating to Free Repair or Replacements	40	5,372	0.7%	0.8%	0.8%	0.8%
% of FP17s Relating to Continuations	78	5,372	1.5%	1.1%	1.2%	1.3%
% of Patients satisfied with the dentistry they have received	11	11	100.0%	93.6%	92.8%	92.7%
% of Patients satisfied with the time they had to wait for an appointment	10	11	90.9%	90.7%	89.2%	88.8%

* This is based on patients treated on this contract for their most recent course of treatment. Figures in italics indicate the base number of FP17s or Patient Questionnaire responses are less than 100. N/A is shown where the base number of responses is less than 10 during the period. % is calculated as Quantity/Base number*100

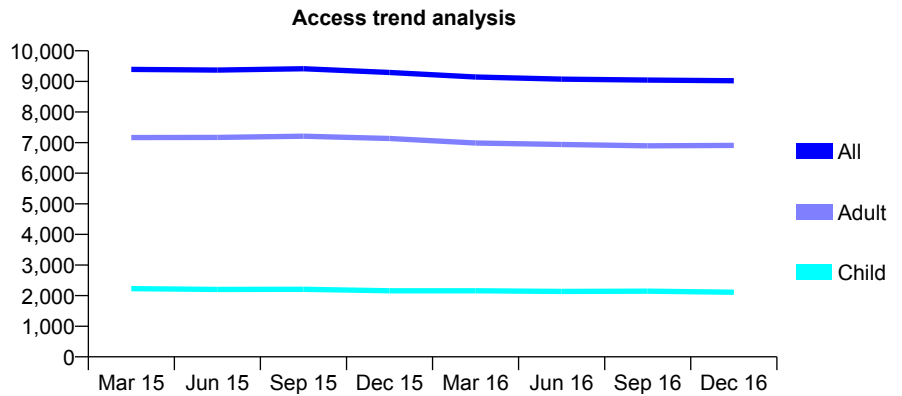
Q57 - Vital Signs At a Glance Contract Report for 685364/0002 - December 2016

Name or company name	MRS G SENNIK
Contract type name	GDS Contract
Purpose of contract	General
Contract start date	01/04/2006
Contract end date	

16/17 Contracted general activity (UDA)	30,000
Carry forward general activity (UDA)	-234
16/17 Contracted orthodontic activity (UOA)	0
Carry forward orthodontic activity (UOA)	0
Baseline contract value	£898,250.17

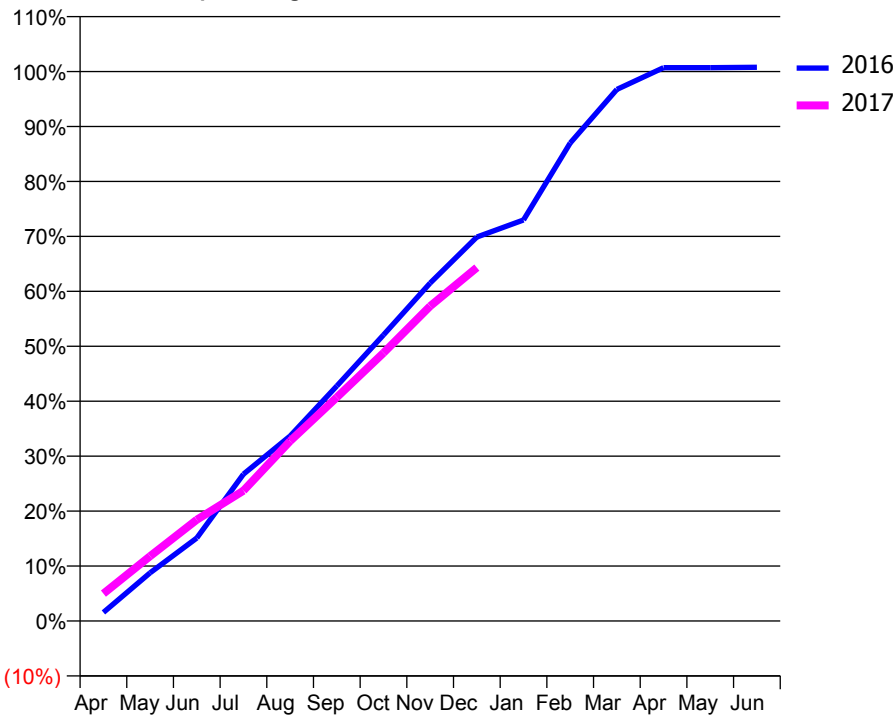
ACCESS*

Patients seen in 24 months	Total	Change since previous quarter
Quarter ending December 2015	9,293	
Quarter ending March 2016	9,142	↓
Quarter ending June 2016	9,075	→
Quarter ending September 2016	9,042	→
Quarter ending December 2016	9,022	→
Variance since December 2015	(2.9%)	↓



ACTIVITY

Cumulative percentage of contracted UDA delivered 2016 & 2017



Month	Adjusted Scheduled Activity (UDA)	
	2016	2017
April	466	1,498
May	2,631	3,541
June	4,530	5,531
July	8,022	7,113
August	10,098	9,825
September	12,833	12,214
October	15,617	14,636
November	18,451	17,192
December	20,963	19,294
January	21,896	
February	26,099	
March	29,019	
April	30,211	
May	30,210	
June	30,234	

QUALITY

	Quantity	Base Number	Contract	AT	Region	England
% of FP17s for the same patient ID Re-attending within 3 months - Children	99	1,827	5.4%	10.7%	12.1%	12.4%
% of FP17s for the same patient ID Re-attending within 3 months - Adults	713	5,579	12.8%	15.2%	15.9%	16.6%
% of FP17s for the same patient ID Re-attending between 3 & 9 months - Children	875	1,827	47.9%	55.5%	58.6%	57.5%
% of FP17s for the same patient ID Re-attending between 3 & 9 months - Adults	2,413	5,579	43.3%	48.9%	51.5%	50.4%
% of FP17s for Band 1 Urgent Courses	595	7,010	8.5%	8.5%	8.0%	9.1%
% of FP17s Relating to Free Repair or Replacements	72	7,010	1.0%	0.8%	0.8%	0.8%
% of FP17s Relating to Continuations	61	7,010	0.9%	1.1%	1.2%	1.3%
% of Patients satisfied with the dentistry they have received	14	14	100.0%	93.6%	92.8%	92.7%
% of Patients satisfied with the time they had to wait for an appointment	14	14	100.0%	90.7%	89.2%	88.8%

* This is based on patients treated on this contract for their most recent course of treatment. Figures in italics indicate the base number of FP17s or Patient Questionnaire responses are less than 100. N/A is shown where the base number of responses is less than 10 during the period. % is calculated as Quantity/Base number*100

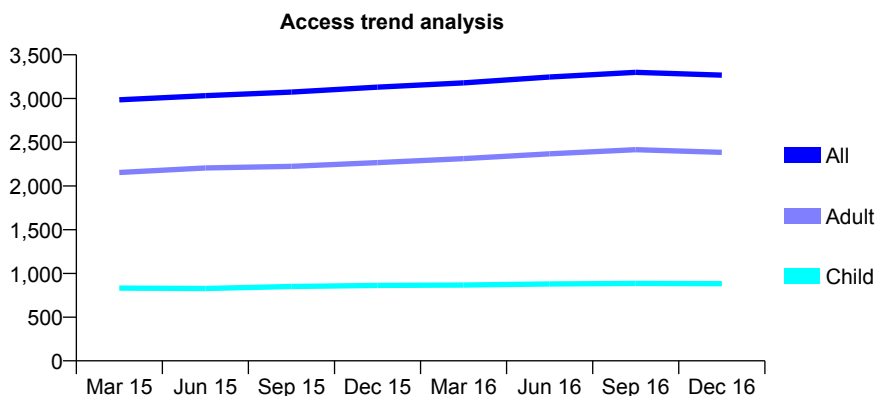
Q57 - Vital Signs At a Glance Contract Report for 686212/0001 - December 2016

Name or company name	MISS IO AMRORE
Contract type name	GDS Contract
Purpose of contract	General
Contract start date	01/04/2006
Contract end date	

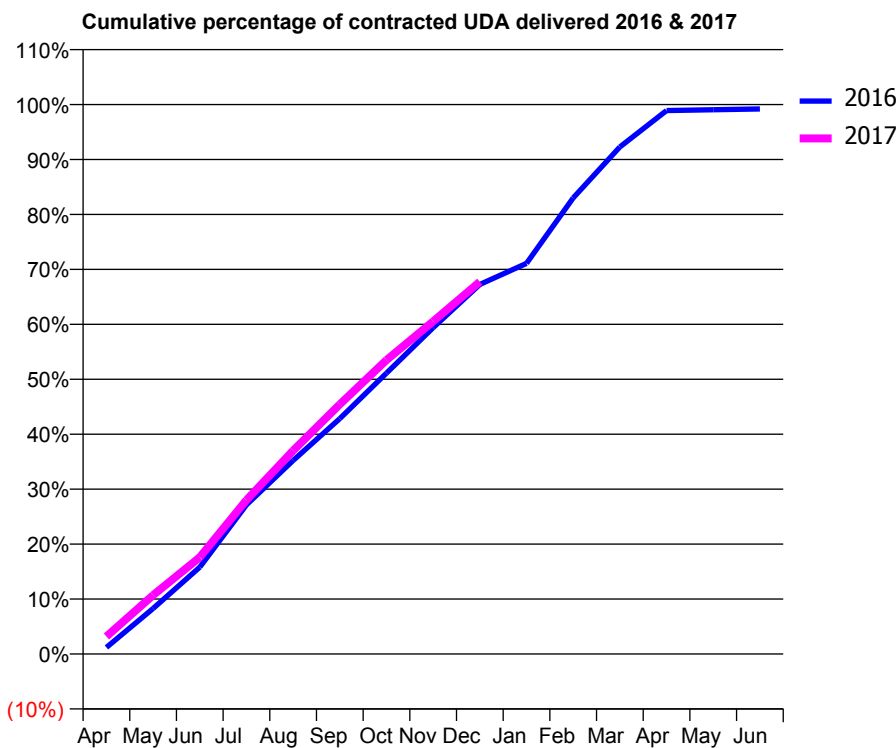
16/17 Contracted general activity (UDA)	8,814
Carry forward general activity (UDA)	71
16/17 Contracted orthodontic activity (UOA)	0
Carry forward orthodontic activity (UOA)	0
Baseline contract value	£219,255.02

ACCESS*

Patients seen in 24 months	Total	Change since previous quarter
Quarter ending December 2015	3,130	
Quarter ending March 2016	3,179	→
Quarter ending June 2016	3,246	↑
Quarter ending September 2016	3,300	→
Quarter ending December 2016	3,268	→
Variance since December 2015	4.4%	↑



ACTIVITY



Month	Adjusted Scheduled Activity (UDA)	
	2016	2017
April	105	282
May	730	944
June	1,393	1,551
July	2,392	2,470
August	3,104	3,263
September	3,777	4,004
October	4,506	4,716
November	5,235	5,336
December	5,929	5,972
January	6,267	
February	7,317	
March	8,133	
April	8,716	
May	8,730	
June	8,743	

QUALITY

	Quantity	Base Number	Contract	AT	Region	England
% of FP17s for the same patient ID Re-attending within 3 months - Children	60	753	8.0%	10.7%	12.1%	12.4%
% of FP17s for the same patient ID Re-attending within 3 months - Adults	344	1,954	17.6%	15.2%	15.9%	16.6%
% of FP17s for the same patient ID Re-attending between 3 & 9 months - Children	297	753	39.4%	55.5%	58.6%	57.5%
% of FP17s for the same patient ID Re-attending between 3 & 9 months - Adults	732	1,954	37.5%	48.9%	51.5%	50.4%
% of FP17s for Band 1 Urgent Courses	318	2,492	12.8%	8.5%	8.0%	9.1%
% of FP17s Relating to Free Repair or Replacements	8	2,492	0.3%	0.8%	0.8%	0.8%
% of FP17s Relating to Continuations	43	2,492	1.7%	1.1%	1.2%	1.3%
% of Patients satisfied with the dentistry they have received	6	7	N/A	93.6%	92.8%	92.7%
% of Patients satisfied with the time they had to wait for an appointment	5	7	N/A	90.7%	89.2%	88.8%

* This is based on patients treated on this contract for their most recent course of treatment. Figures in italics indicate the base number of FP17s or Patient Questionnaire responses are less than 100. N/A is shown where the base number of responses is less than 10 during the period. % is calculated as Quantity/Base number*100

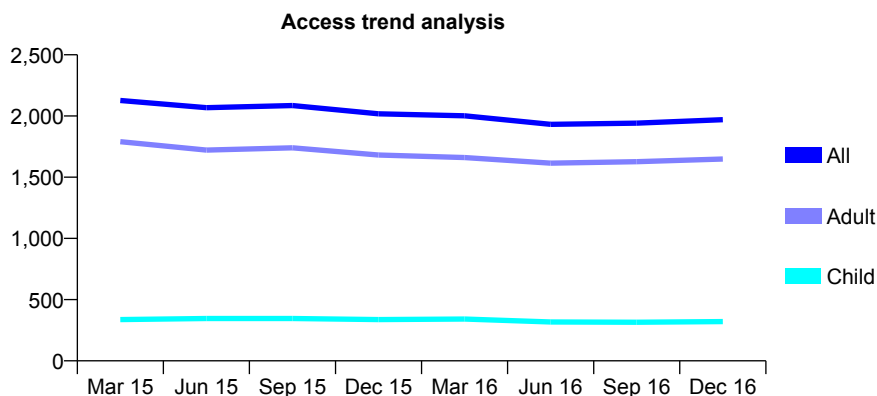
Q57 - Vital Signs At a Glance Contract Report for 691968/0001 - December 2016

Name or company name	The Hollies Dental Practice
Contract type name	GDS Contract
Purpose of contract	General
Contract start date	01/05/2012
Contract end date	

16/17 Contracted general activity (UDA)	8,676
Carry forward general activity (UDA)	187
16/17 Contracted orthodontic activity (UOA)	0
Carry forward orthodontic activity (UOA)	0
Baseline contract value	£198,859.97

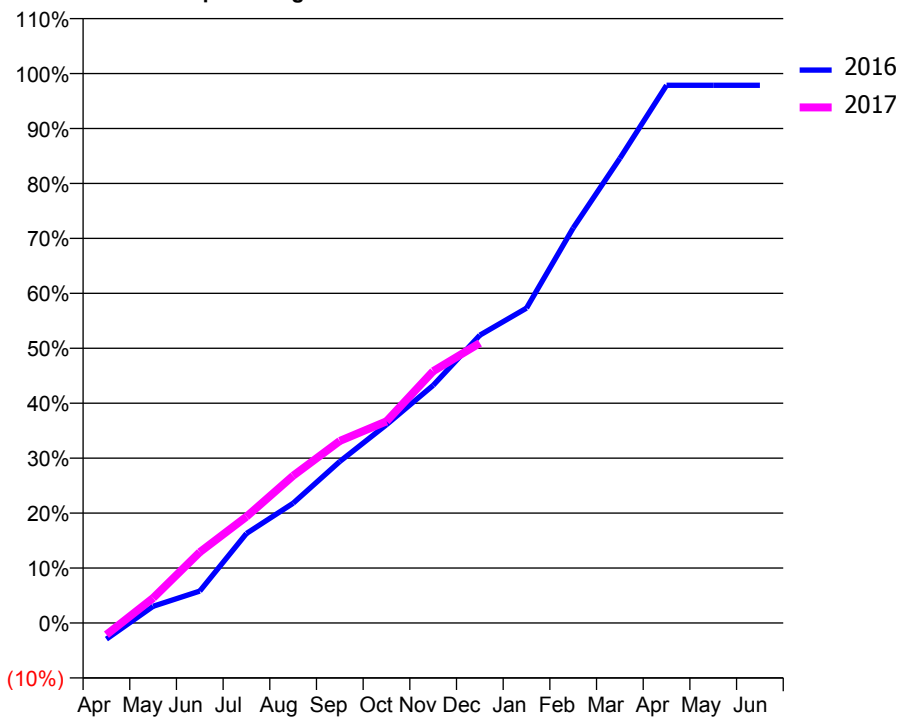
ACCESS*

Patients seen in 24 months	Total	Change since previous quarter
Quarter ending December 2015	2,018	
Quarter ending March 2016	2,002	→
Quarter ending June 2016	1,932	↓
Quarter ending September 2016	1,942	→
Quarter ending December 2016	1,970	→
Variance since December 2015	(2.4%)	↓



ACTIVITY

Cumulative percentage of contracted UDA delivered 2016 & 2017



Month	Adjusted Scheduled Activity (UDA)	
	2016	2017
April	-255	-187
May	264	395
June	504	1,120
July	1,414	1,680
August	1,891	2,326
September	2,550	2,875
October	3,131	3,184
November	3,753	3,976
December	4,545	4,420
January	4,971	
February	6,237	
March	7,337	
April	8,489	
May	8,489	
June	8,489	

QUALITY

	Quantity	Base Number	Contract	AT	Region	England
% of FP17s for the same patient ID Re-attending within 3 months - Children	31	252	12.3%	10.7%	12.1%	12.4%
% of FP17s for the same patient ID Re-attending within 3 months - Adults	267	1,607	16.6%	15.2%	15.9%	16.6%
% of FP17s for the same patient ID Re-attending between 3 & 9 months - Children	111	252	44.0%	55.5%	58.6%	57.5%
% of FP17s for the same patient ID Re-attending between 3 & 9 months - Adults	862	1,607	53.6%	48.9%	51.5%	50.4%
% of FP17s for Band 1 Urgent Courses	134	1,666	8.0%	8.5%	8.0%	9.1%
% of FP17s Relating to Free Repair or Replacements	39	1,666	2.3%	0.8%	0.8%	0.8%
% of FP17s Relating to Continuations	27	1,666	1.6%	1.1%	1.2%	1.3%
% of Patients satisfied with the dentistry they have received	3	3	N/A	93.6%	92.8%	92.7%
% of Patients satisfied with the time they had to wait for an appointment	3	3	N/A	90.7%	89.2%	88.8%

* This is based on patients treated on this contract for their most recent course of treatment. Figures in italics indicate the base number of FP17s or Patient Questionnaire responses are less than 100. N/A is shown where the base number of responses is less than 10 during the period. % is calculated as Quantity/Base number*100

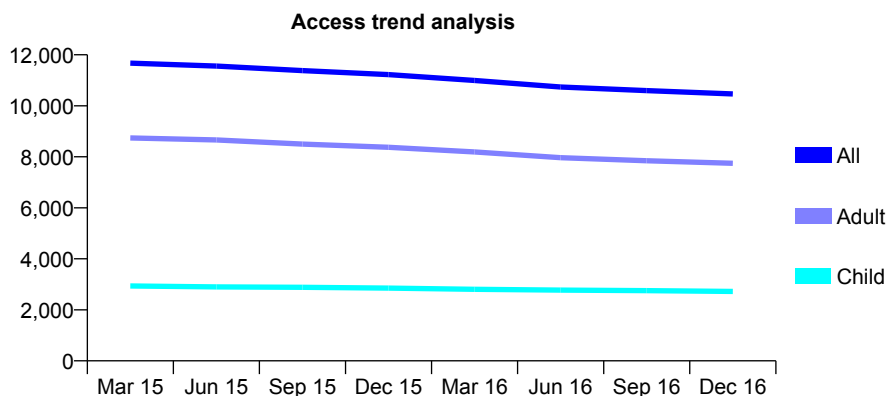
Q57 - Vital Signs At a Glance Contract Report for 694444/0001 - December 2016

Name or company name	MR AA MOHSENI
Contract type name	GDS Contract
Purpose of contract	General
Contract start date	01/11/2007
Contract end date	

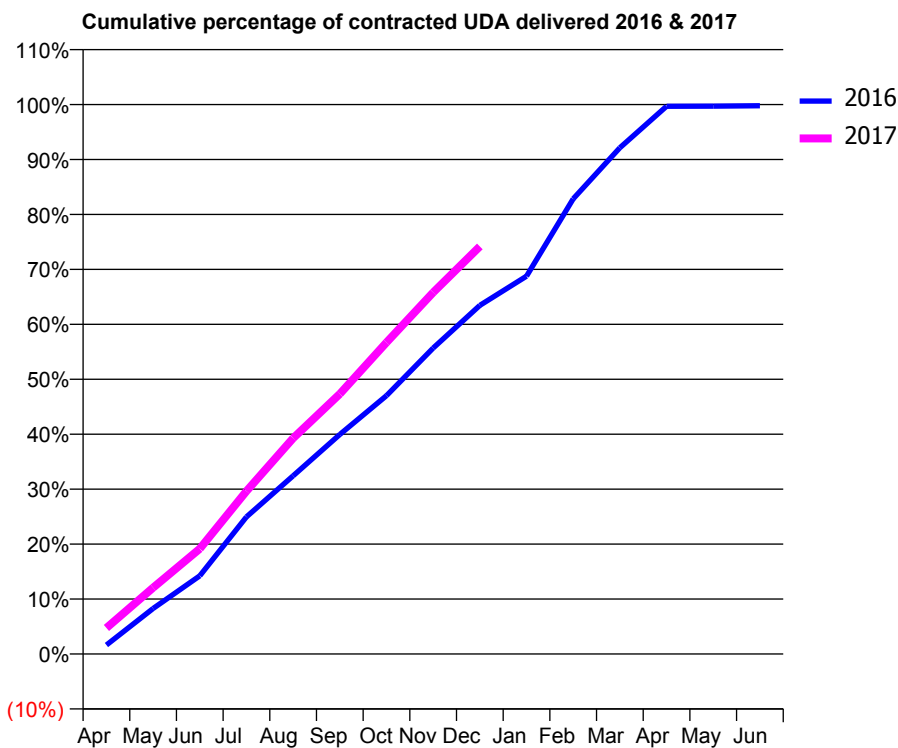
16/17 Contracted general activity (UDA)	29,350
Carry forward general activity (UDA)	-254
16/17 Contracted orthodontic activity (UOA)	0
Carry forward orthodontic activity (UOA)	0
Baseline contract value	£693,728.12

ACCESS*

Patients seen in 24 months	Total	Change since previous quarter
Quarter ending December 2015	11,226	
Quarter ending March 2016	10,995	↓
Quarter ending June 2016	10,739	↓
Quarter ending September 2016	10,595	↓
Quarter ending December 2016	10,467	↓
Variance since December 2015	(6.8%)	↓



ACTIVITY



Month	Adjusted Scheduled Activity (UDA)	
	2016	2017
April	480	1,394
May	2,433	3,546
June	4,176	5,625
July	7,324	8,701
August	9,520	11,524
September	11,727	13,891
October	13,801	16,642
November	16,345	19,312
December	18,621	21,770
January	20,183	
February	24,309	
March	27,039	
April	29,257	
May	29,265	
June	29,280	

QUALITY

	Quantity	Base Number	Contract	AT	Region	England
% of FP17s for the same patient ID Re-attending within 3 months - Children	186	2,986	6.2%	10.7%	12.1%	12.4%
% of FP17s for the same patient ID Re-attending within 3 months - Adults	1,257	8,064	15.6%	15.2%	15.9%	16.6%
% of FP17s for the same patient ID Re-attending between 3 & 9 months - Children	1,787	2,986	59.8%	55.5%	58.6%	57.5%
% of FP17s for the same patient ID Re-attending between 3 & 9 months - Adults	3,735	8,064	46.3%	48.9%	51.5%	50.4%
% of FP17s for Band 1 Urgent Courses	800	10,258	7.8%	8.5%	8.0%	9.1%
% of FP17s Relating to Free Repair or Replacements	96	10,258	0.9%	0.8%	0.8%	0.8%
% of FP17s Relating to Continuations	192	10,258	1.9%	1.1%	1.2%	1.3%
% of Patients satisfied with the dentistry they have received	26	26	100.0%	93.6%	92.8%	92.7%
% of Patients satisfied with the time they had to wait for an appointment	26	26	100.0%	90.7%	89.2%	88.8%

* This is based on patients treated on this contract for their most recent course of treatment. Figures in italics indicate the base number of FP17s or Patient Questionnaire responses are less than 100. N/A is shown where the base number of responses is less than 10 during the period. % is calculated as Quantity/Base number*100

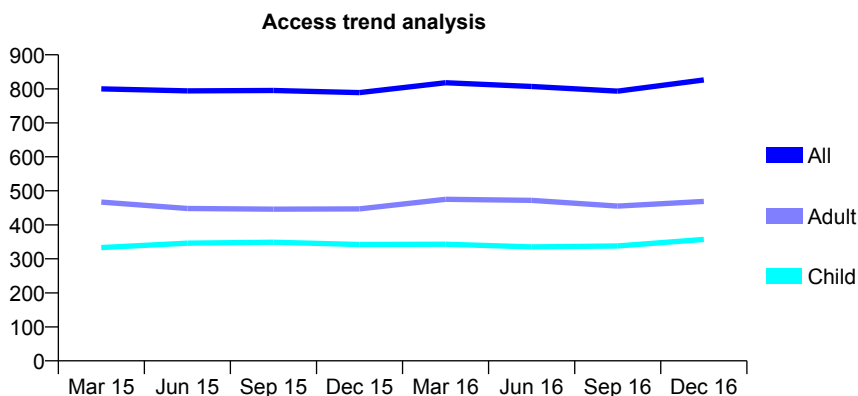
Q57 - Vital Signs At a Glance Contract Report for 731358/0002 - December 2016

Name or company name	MR S VOHRA
Contract type name	GDS Contract
Purpose of contract	General
Contract start date	01/04/2009
Contract end date	

16/17 Contracted general activity (UDA)	1,800
Carry forward general activity (UDA)	-36
16/17 Contracted orthodontic activity (UOA)	0
Carry forward orthodontic activity (UOA)	0
Baseline contract value	£43,435.85

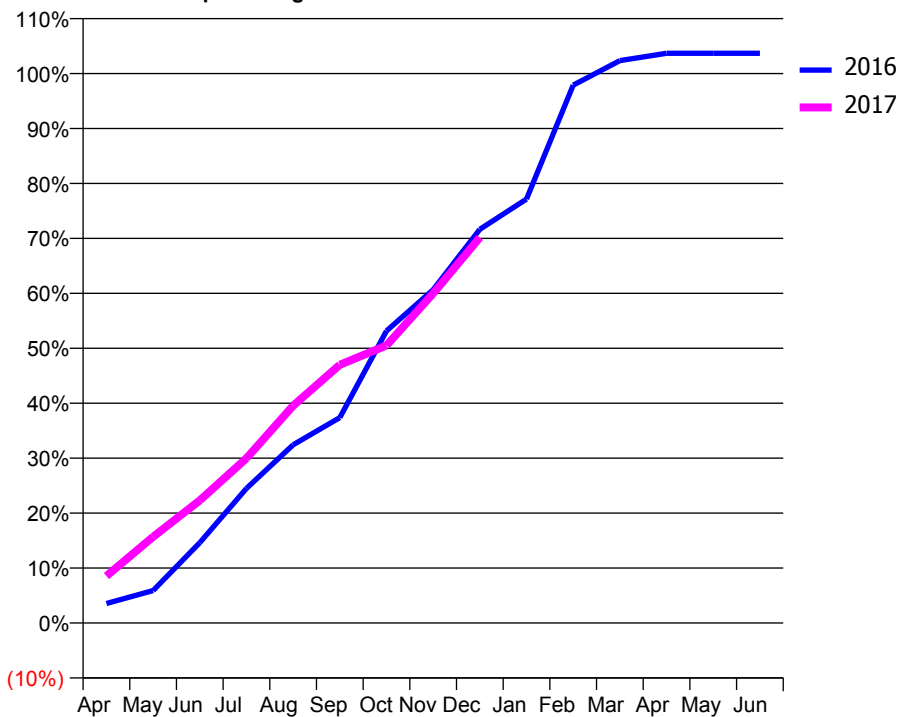
ACCESS*

Patients seen in 24 months	Total	Change since previous quarter
Quarter ending December 2015	789	
Quarter ending March 2016	818	↑
Quarter ending June 2016	807	↓
Quarter ending September 2016	793	↓
Quarter ending December 2016	826	↑
Variance since December 2015	4.7%	↑



ACTIVITY

Cumulative percentage of contracted UDA delivered 2016 & 2017



Month	Adjusted Scheduled Activity (UDA)	
	2016	2017
April	64	154
May	106	283
June	263	402
July	441	540
August	584	712
September	673	846
October	957	909
November	1,092	1,079
December	1,290	1,263
January	1,389	
February	1,762	
March	1,842	
April	1,866	
May	1,866	
June	1,866	

QUALITY

	Quantity	Base Number	Contract	AT	Region	England
% of FP17s for the same patient ID Re-attending within 3 months - Children	8	236	3.4%	10.7%	12.1%	12.4%
% of FP17s for the same patient ID Re-attending within 3 months - Adults	42	280	15.0%	15.2%	15.9%	16.6%
% of FP17s for the same patient ID Re-attending between 3 & 9 months - Children	55	236	23.3%	55.5%	58.6%	57.5%
% of FP17s for the same patient ID Re-attending between 3 & 9 months - Adults	69	280	24.6%	48.9%	51.5%	50.4%
% of FP17s for Band 1 Urgent Courses	21	505	4.2%	8.5%	8.0%	9.1%
% of FP17s Relating to Free Repair or Replacements	2	505	0.4%	0.8%	0.8%	0.8%
% of FP17s Relating to Continuations	15	505	3.0%	1.1%	1.2%	1.3%
% of Patients satisfied with the dentistry they have received	0	1	N/A	93.6%	92.8%	92.7%
% of Patients satisfied with the time they had to wait for an appointment	1	1	N/A	90.7%	89.2%	88.8%

* This is based on patients treated on this contract for their most recent course of treatment. Figures in italics indicate the base number of FP17s or Patient Questionnaire responses are less than 100. N/A is shown where the base number of responses is less than 10 during the period. % is calculated as Quantity/Base number*100

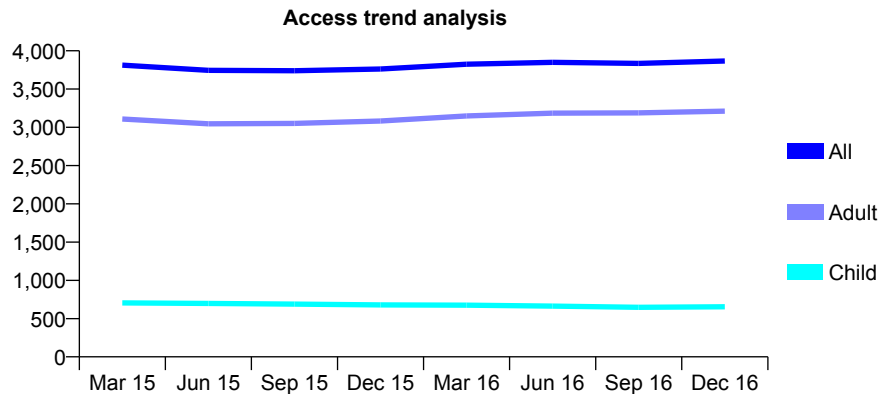
Q57 - Vital Signs At a Glance Contract Report for 732265/0001 - December 2016

Name or company name	MR ND RANKIN
Contract type name	GDS Contract
Purpose of contract	General
Contract start date	01/04/2006
Contract end date	

16/17 Contracted general activity (UDA)	9,401
Carry forward general activity (UDA)	-31
16/17 Contracted orthodontic activity (UOA)	0
Carry forward orthodontic activity (UOA)	0
Baseline contract value	£198,972.73

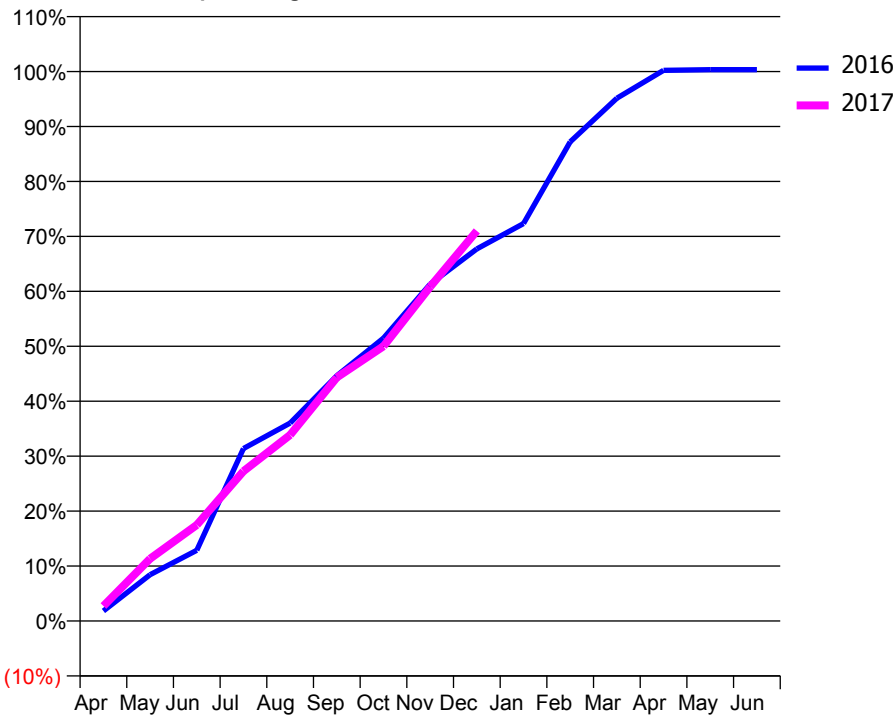
ACCESS*

Patients seen in 24 months	Total	Change since previous quarter
Quarter ending December 2015	3,762	
Quarter ending March 2016	3,824	→
Quarter ending June 2016	3,850	→
Quarter ending September 2016	3,836	→
Quarter ending December 2016	3,867	→
Variance since December 2015	2.8%	↑



ACTIVITY

Cumulative percentage of contracted UDA delivered 2016 & 2017



Month	Adjusted Scheduled Activity (UDA)	
	2016	2017
April	173	256
May	794	1,066
June	1,209	1,643
July	2,951	2,563
August	3,387	3,184
September	4,197	4,166
October	4,839	4,700
November	5,763	5,717
December	6,366	6,675
January	6,798	
February	8,199	
March	8,945	
April	9,420	
May	9,432	
June	9,432	

QUALITY

	Quantity	Base Number	Contract	AT	Region	England
% of FP17s for the same patient ID Re-attending within 3 months - Children	58	598	9.7%	10.7%	12.1%	12.4%
% of FP17s for the same patient ID Re-attending within 3 months - Adults	473	3,037	15.6%	15.2%	15.9%	16.6%
% of FP17s for the same patient ID Re-attending between 3 & 9 months - Children	275	598	46.0%	55.5%	58.6%	57.5%
% of FP17s for the same patient ID Re-attending between 3 & 9 months - Adults	1,184	3,037	39.0%	48.9%	51.5%	50.4%
% of FP17s for Band 1 Urgent Courses	261	3,403	7.7%	8.5%	8.0%	9.1%
% of FP17s Relating to Free Repair or Replacements	32	3,403	0.9%	0.8%	0.8%	0.8%
% of FP17s Relating to Continuations	43	3,403	1.3%	1.1%	1.2%	1.3%
% of Patients satisfied with the dentistry they have received	11	12	91.7%	93.6%	92.8%	92.7%
% of Patients satisfied with the time they had to wait for an appointment	12	12	100.0%	90.7%	89.2%	88.8%

* This is based on patients treated on this contract for their most recent course of treatment. Figures in italics indicate the base number of FP17s or Patient Questionnaire responses are less than 100. N/A is shown where the base number of responses is less than 10 during the period. % is calculated as Quantity/Base number*100

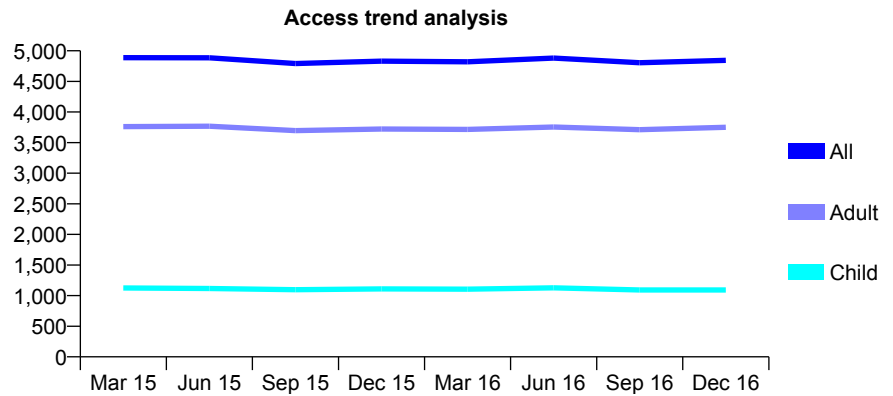
Q57 - Vital Signs At a Glance Contract Report for 738131/0001 - December 2016

Name or company name	MR FM LUTTERODT
Contract type name	GDS Contract
Purpose of contract	General
Contract start date	01/04/2006
Contract end date	

16/17 Contracted general activity (UDA)	13,688
Carry forward general activity (UDA)	-189
16/17 Contracted orthodontic activity (UOA)	0
Carry forward orthodontic activity (UOA)	0
Baseline contract value	£448,332.05

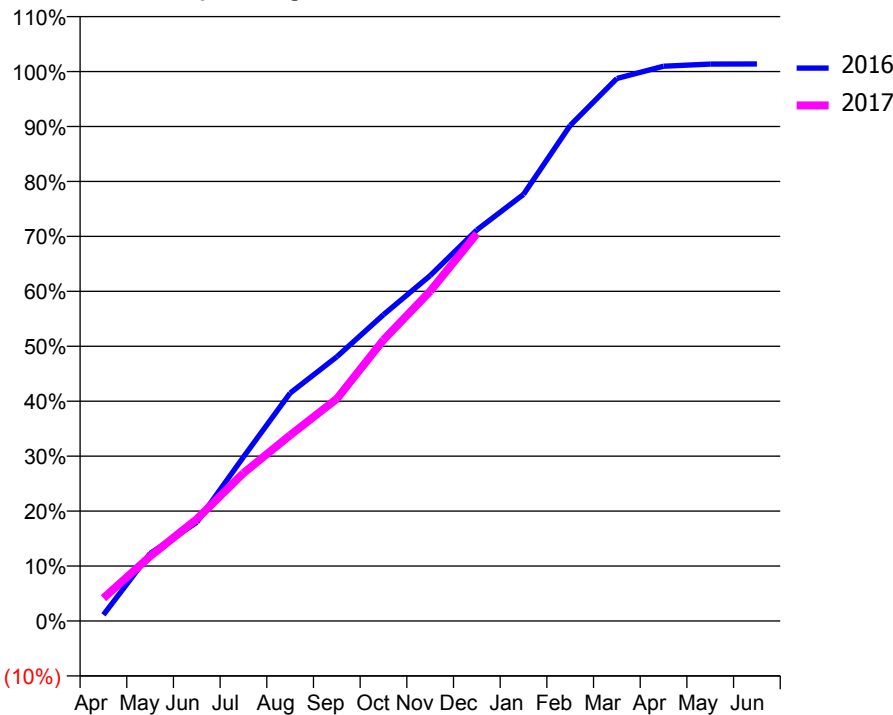
ACCESS*

Patients seen in 24 months	Total	Change since previous quarter
Quarter ending December 2015	4,832	
Quarter ending March 2016	4,821	→
Quarter ending June 2016	4,881	→
Quarter ending September 2016	4,804	↓
Quarter ending December 2016	4,844	→
Variance since December 2015	0.2%	→



ACTIVITY

Cumulative percentage of contracted UDA delivered 2016 & 2017



Month	Adjusted Scheduled Activity (UDA)	
	2016	2017
April	154	570
May	1,683	1,613
June	2,458	2,538
July	4,086	3,684
August	5,680	4,628
September	6,581	5,535
October	7,633	7,004
November	8,604	8,215
December	9,740	9,650
January	10,628	
February	12,344	
March	13,513	
April	13,820	
May	13,874	
June	13,877	

QUALITY

	Quantity	Base Number	Contract	AT	Region	England
% of FP17s for the same patient ID Re-attending within 3 months - Children	37	902	4.1%	10.7%	12.1%	12.4%
% of FP17s for the same patient ID Re-attending within 3 months - Adults	458	3,411	13.4%	15.2%	15.9%	16.6%
% of FP17s for the same patient ID Re-attending between 3 & 9 months - Children	410	902	45.5%	55.5%	58.6%	57.5%
% of FP17s for the same patient ID Re-attending between 3 & 9 months - Adults	1,655	3,411	48.5%	48.9%	51.5%	50.4%
% of FP17s for Band 1 Urgent Courses	247	4,142	6.0%	8.5%	8.0%	9.1%
% of FP17s Relating to Free Repair or Replacements	45	4,142	1.1%	0.8%	0.8%	0.8%
% of FP17s Relating to Continuations	19	4,142	0.5%	1.1%	1.2%	1.3%
% of Patients satisfied with the dentistry they have received	6	6	N/A	93.6%	92.8%	92.7%
% of Patients satisfied with the time they had to wait for an appointment	6	6	N/A	90.7%	89.2%	88.8%

* This is based on patients treated on this contract for their most recent course of treatment. Figures in italics indicate the base number of FP17s or Patient Questionnaire responses are less than 100. N/A is shown where the base number of responses is less than 10 during the period. % is calculated as Quantity/Base number*100

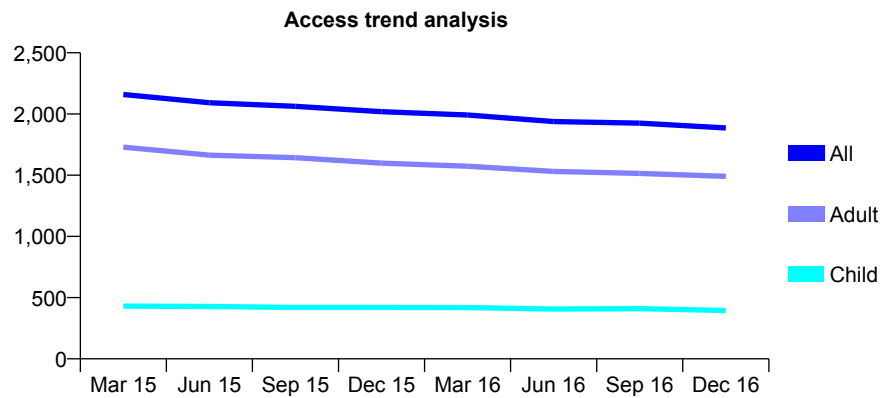
Q57 - Vital Signs At a Glance Contract Report for 738476/0001 - December 2016

Name or company name	MR J VAPIWALA
Contract type name	GDS Contract
Purpose of contract	General
Contract start date	01/04/2006
Contract end date	

16/17 Contracted general activity (UDA)	6,898
Carry forward general activity (UDA)	0
16/17 Contracted orthodontic activity (UOA)	0
Carry forward orthodontic activity (UOA)	0
Baseline contract value	£190,079.81

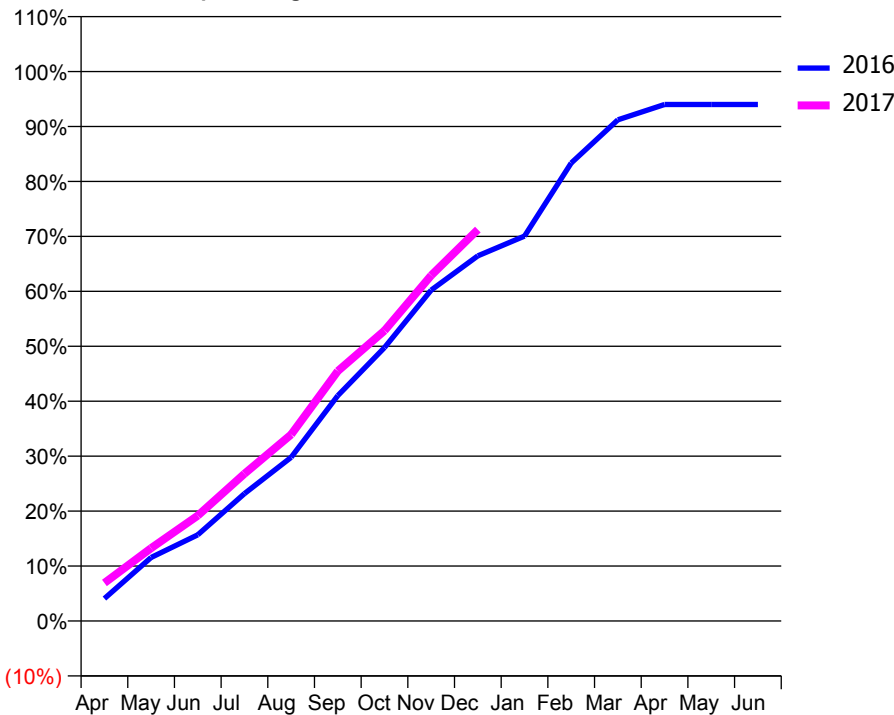
ACCESS*

Patients seen in 24 months	Total	Change since previous quarter
Quarter ending December 2015	2,019	
Quarter ending March 2016	1,992	↓
Quarter ending June 2016	1,938	↓
Quarter ending September 2016	1,925	→
Quarter ending December 2016	1,886	↓
Variance since December 2015	(6.6%)	↓



ACTIVITY

Cumulative percentage of contracted UDA delivered 2016 & 2017



Month	Adjusted Scheduled Activity (UDA)	
	2016	2017
April	282	478
May	797	915
June	1,082	1,323
July	1,600	1,849
August	2,055	2,340
September	2,829	3,138
October	3,433	3,645
November	4,154	4,338
December	4,584	4,913
January	4,832	
February	5,749	
March	6,292	
April	6,485	
May	6,485	
June	6,485	

QUALITY

	Quantity	Base Number	Contract	AT	Region	England
% of FP17s for the same patient ID Re-attending within 3 months - Children	41	455	9.0%	10.7%	12.1%	12.4%
% of FP17s for the same patient ID Re-attending within 3 months - Adults	311	1,828	17.0%	15.2%	15.9%	16.6%
% of FP17s for the same patient ID Re-attending between 3 & 9 months - Children	282	455	62.0%	55.5%	58.6%	57.5%
% of FP17s for the same patient ID Re-attending between 3 & 9 months - Adults	1,136	1,828	62.1%	48.9%	51.5%	50.4%
% of FP17s for Band 1 Urgent Courses	162	2,168	7.5%	8.5%	8.0%	9.1%
% of FP17s Relating to Free Repair or Replacements	8	2,168	0.4%	0.8%	0.8%	0.8%
% of FP17s Relating to Continuations	125	2,168	5.8%	1.1%	1.2%	1.3%
% of Patients satisfied with the dentistry they have received	6	6	N/A	93.6%	92.8%	92.7%
% of Patients satisfied with the time they had to wait for an appointment	5	6	N/A	90.7%	89.2%	88.8%

* This is based on patients treated on this contract for their most recent course of treatment. Figures in italics indicate the base number of FP17s or Patient Questionnaire responses are less than 100. N/A is shown where the base number of responses is less than 10 during the period. % is calculated as Quantity/Base number*100

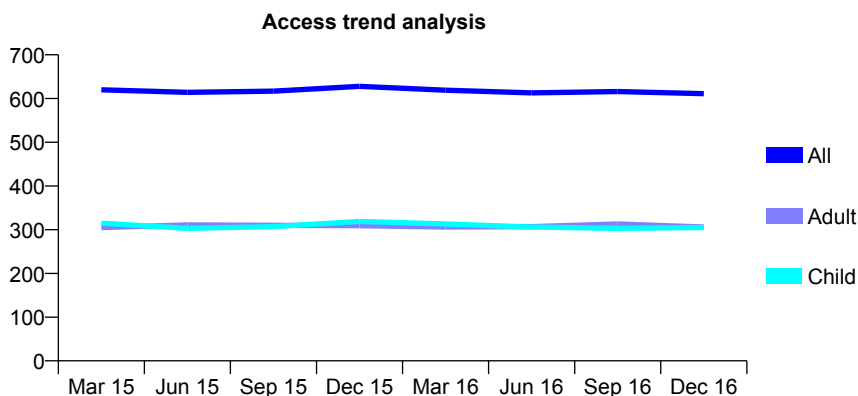
Q57 - Vital Signs At a Glance Contract Report for 741981/0001 - December 2016

Name or company name	MRS K VINCENT
Contract type name	GDS Contract
Purpose of contract	General
Contract start date	01/05/2007
Contract end date	

16/17 Contracted general activity (UDA)	1,912
Carry forward general activity (UDA)	28
16/17 Contracted orthodontic activity (UOA)	0
Carry forward orthodontic activity (UOA)	0
Baseline contract value	£54,250.14

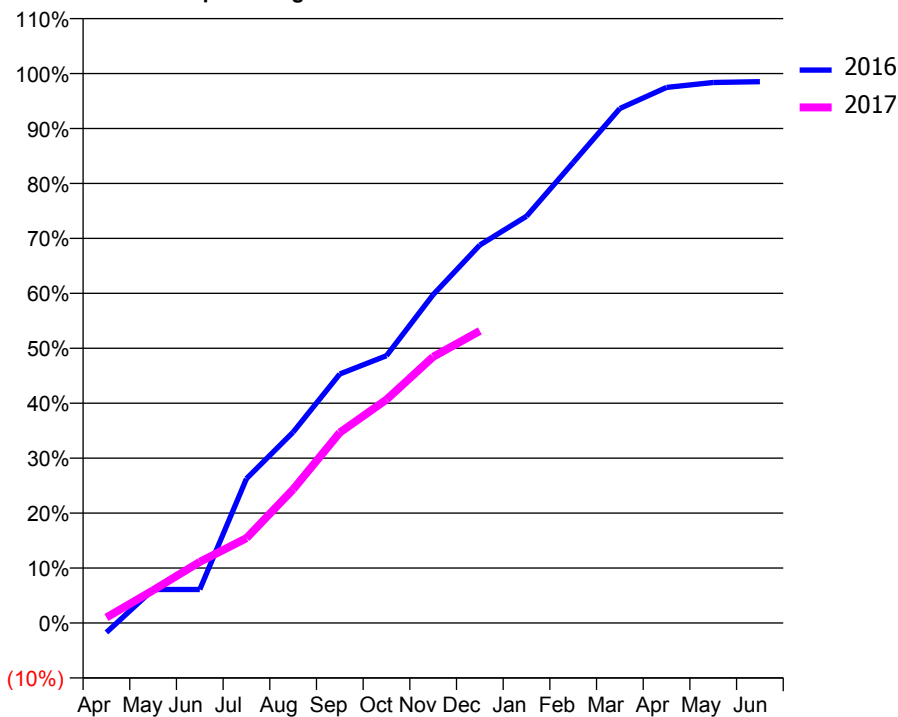
ACCESS*

Patients seen in 24 months	Total	Change since previous quarter
Quarter ending December 2015	628	
Quarter ending March 2016	619	↓
Quarter ending June 2016	613	→
Quarter ending September 2016	616	→
Quarter ending December 2016	611	→
Variance since December 2015	(2.7%)	↓



ACTIVITY

Cumulative percentage of contracted UDA delivered 2016 & 2017



Month	Adjusted Scheduled Activity (UDA)	
	2016	2017
April	-33	19
May	117	114
June	117	213
July	502	295
August	664	465
September	866	663
October	930	777
November	1,142	926
December	1,315	1,016
January	1,415	
February	1,603	
March	1,790	
April	1,864	
May	1,881	
June	1,884	

QUALITY

	Quantity	Base Number	Contract	AT	Region	England
% of FP17s for the same patient ID Re-attending within 3 months - Children	30	295	10.2%	10.7%	12.1%	12.4%
% of FP17s for the same patient ID Re-attending within 3 months - Adults	54	267	20.2%	15.2%	15.9%	16.6%
% of FP17s for the same patient ID Re-attending between 3 & 9 months - Children	141	295	47.8%	55.5%	58.6%	57.5%
% of FP17s for the same patient ID Re-attending between 3 & 9 months - Adults	115	267	43.1%	48.9%	51.5%	50.4%
% of FP17s for Band 1 Urgent Courses	62	528	11.7%	8.5%	8.0%	9.1%
% of FP17s Relating to Free Repair or Replacements	2	528	0.4%	0.8%	0.8%	0.8%
% of FP17s Relating to Continuations	2	528	0.4%	1.1%	1.2%	1.3%
% of Patients satisfied with the dentistry they have received	0	0	N/A	93.6%	92.8%	92.7%
% of Patients satisfied with the time they had to wait for an appointment	0	0	N/A	90.7%	89.2%	88.8%

* This is based on patients treated on this contract for their most recent course of treatment. Figures in italics indicate the base number of FP17s or Patient Questionnaire responses are less than 100. N/A is shown where the base number of responses is less than 10 during the period. % is calculated as Quantity/Base number*100

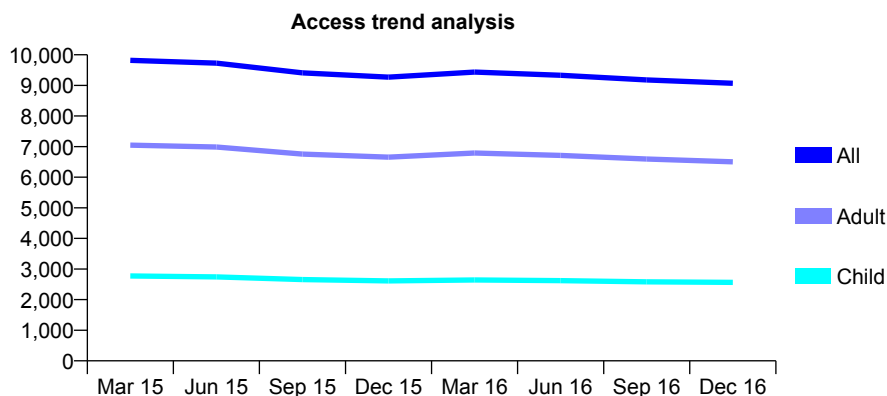
Q57 - Vital Signs At a Glance Contract Report for 749052/0001 - December 2016

Name or company name	MR HW DIXON
Contract type name	GDS Contract
Purpose of contract	General
Contract start date	01/04/2006
Contract end date	

16/17 Contracted general activity (UDA)	25,212
Carry forward general activity (UDA)	0
16/17 Contracted orthodontic activity (UOA)	0
Carry forward orthodontic activity (UOA)	0
Baseline contract value	£684,292.68

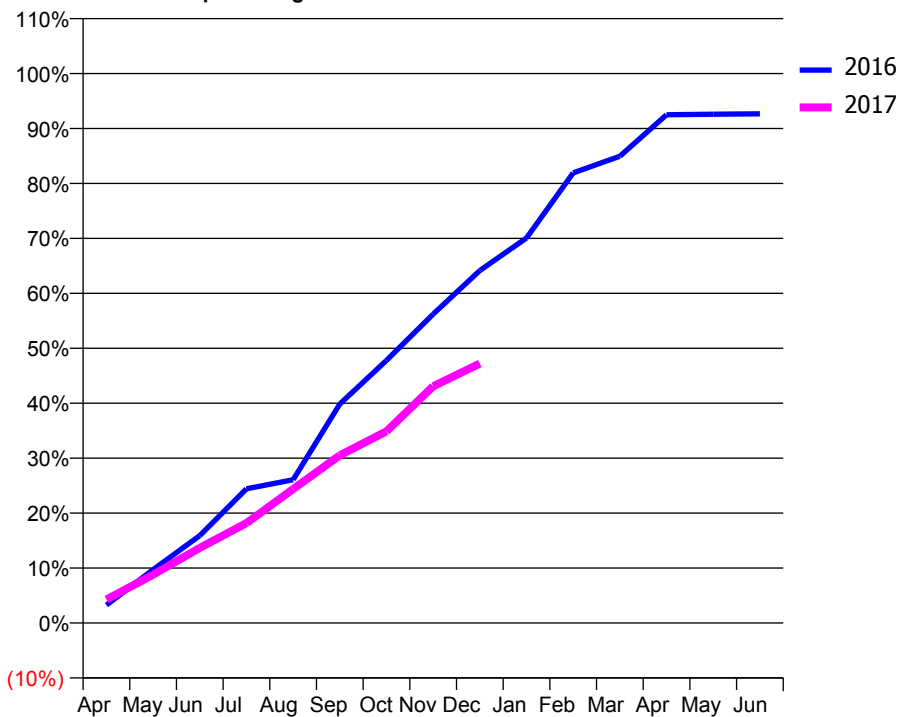
ACCESS*

Patients seen in 24 months	Total	Change since previous quarter
Quarter ending December 2015	9,270	
Quarter ending March 2016	9,435	→
Quarter ending June 2016	9,331	↓
Quarter ending September 2016	9,178	↓
Quarter ending December 2016	9,069	↓
Variance since December 2015	(2.2%)	↓



ACTIVITY

Cumulative percentage of contracted UDA delivered 2016 & 2017



Month	Adjusted Scheduled Activity (UDA)	
	2016	2017
April	825	1,078
May	2,448	2,215
June	4,011	3,446
July	6,158	4,586
August	6,574	6,147
September	10,046	7,693
October	12,047	8,797
November	14,170	10,862
December	16,174	11,900
January	17,664	
February	20,651	
March	21,419	
April	23,320	
May	23,346	
June	23,361	

QUALITY

	Quantity	Base Number	Contract	AT	Region	England
% of FP17s for the same patient ID Re-attending within 3 months - Children	223	2,659	8.4%	10.7%	12.1%	12.4%
% of FP17s for the same patient ID Re-attending within 3 months - Adults	950	5,935	16.0%	15.2%	15.9%	16.6%
% of FP17s for the same patient ID Re-attending between 3 & 9 months - Children	1,506	2,659	56.6%	55.5%	58.6%	57.5%
% of FP17s for the same patient ID Re-attending between 3 & 9 months - Adults	3,061	5,935	51.6%	48.9%	51.5%	50.4%
% of FP17s for Band 1 Urgent Courses	781	6,936	11.3%	8.5%	8.0%	9.1%
% of FP17s Relating to Free Repair or Replacements	47	6,936	0.7%	0.8%	0.8%	0.8%
% of FP17s Relating to Continuations	4	6,936	0.1%	1.1%	1.2%	1.3%
% of Patients satisfied with the dentistry they have received	9	10	90.0%	93.6%	92.8%	92.7%
% of Patients satisfied with the time they had to wait for an appointment	8	10	80.0%	90.7%	89.2%	88.8%

* This is based on patients treated on this contract for their most recent course of treatment. Figures in italics indicate the base number of FP17s or Patient Questionnaire responses are less than 100. N/A is shown where the base number of responses is less than 10 during the period. % is calculated as Quantity/Base number*100

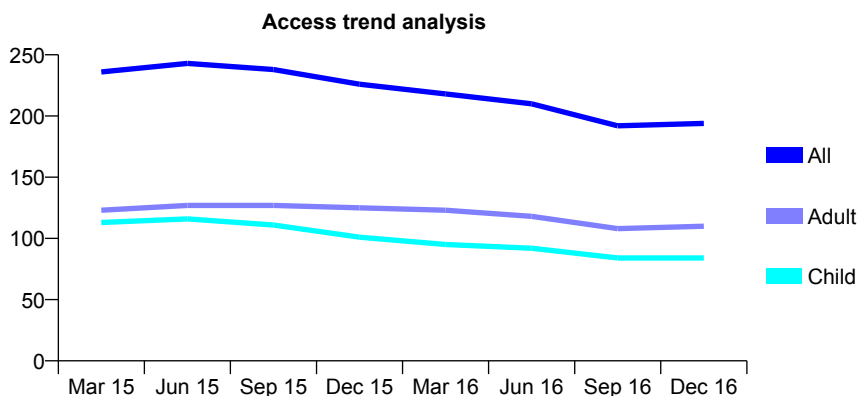
Q57 - Vital Signs At a Glance Contract Report for 754684/0001 - December 2016

Name or company name	MRS SK RANA
Contract type name	GDS Contract
Purpose of contract	General
Contract start date	01/04/2006
Contract end date	

16/17 Contracted general activity (UDA)	1,000
Carry forward general activity (UDA)	0
16/17 Contracted orthodontic activity (UOA)	0
Carry forward orthodontic activity (UOA)	0
Baseline contract value	£25,318.86

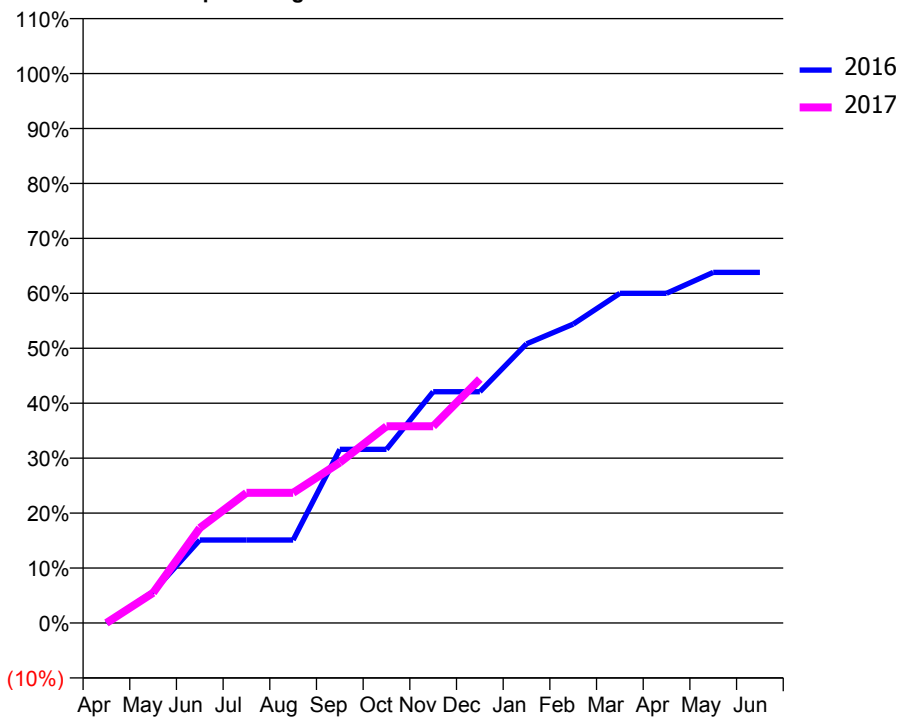
ACCESS*

Patients seen in 24 months	Total	Change since previous quarter
Quarter ending December 2015	226	
Quarter ending March 2016	218	↓
Quarter ending June 2016	210	↓
Quarter ending September 2016	192	↓
Quarter ending December 2016	194	→
Variance since December 2015	(14.2%)	↓



ACTIVITY

Cumulative percentage of contracted UDA delivered 2016 & 2017



Adjusted Scheduled Activity (UDA)

Month	2016	2017
April	0	0
May	57	55
June	151	173
July	151	237
August	151	237
September	316	292
October	316	358
November	421	358
December	421	444
January	508	
February	544	
March	600	
April	600	
May	638	
June	638	

QUALITY

	Quantity	Base Number	Contract	AT	Region	England
% of FP17s for the same patient ID Re-attending within 3 months - Children	1	86	1.2%	10.7%	12.1%	12.4%
% of FP17s for the same patient ID Re-attending within 3 months - Adults	13	124	10.5%	15.2%	15.9%	16.6%
% of FP17s for the same patient ID Re-attending between 3 & 9 months - Children	62	86	72.1%	55.5%	58.6%	57.5%
% of FP17s for the same patient ID Re-attending between 3 & 9 months - Adults	90	124	72.6%	48.9%	51.5%	50.4%
% of FP17s for Band 1 Urgent Courses	0	197	0.0%	8.5%	8.0%	9.1%
% of FP17s Relating to Free Repair or Replacements	1	197	0.5%	0.8%	0.8%	0.8%
% of FP17s Relating to Continuations	0	197	0.0%	1.1%	1.2%	1.3%
% of Patients satisfied with the dentistry they have received	0	0	N/A	93.6%	92.8%	92.7%
% of Patients satisfied with the time they had to wait for an appointment	0	0	N/A	90.7%	89.2%	88.8%

* This is based on patients treated on this contract for their most recent course of treatment. Figures in italics indicate the base number of FP17s or Patient Questionnaire responses are less than 100. N/A is shown where the base number of responses is less than 10 during the period. % is calculated as Quantity/Base number*100

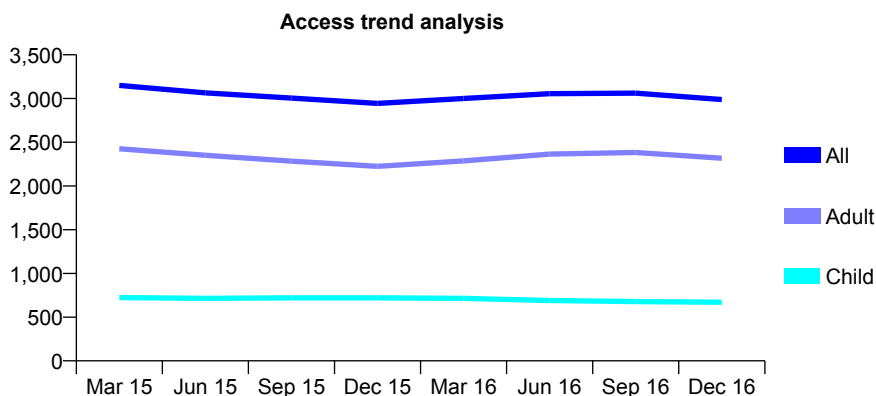
Q57 - Vital Signs At a Glance Contract Report for 755761/0001 - December 2016

Name or company name	MR MD BAILY
Contract type name	GDS Contract
Purpose of contract	General
Contract start date	01/04/2006
Contract end date	

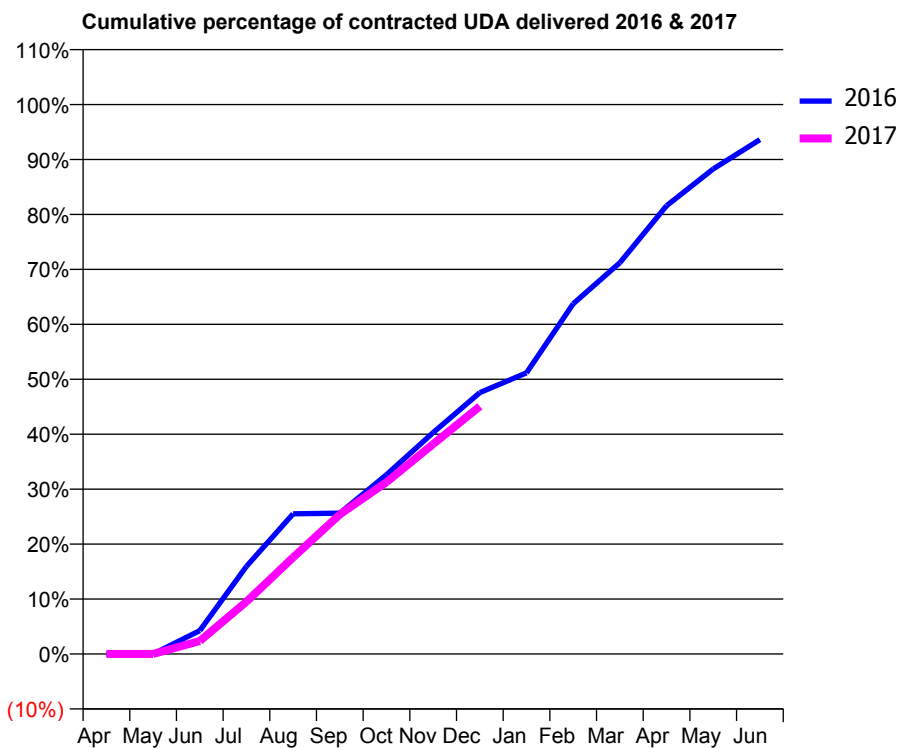
16/17 Contracted general activity (UDA)	8,538
Carry forward general activity (UDA)	0
16/17 Contracted orthodontic activity (UOA)	0
Carry forward orthodontic activity (UOA)	0
Baseline contract value	£212,816.12

ACCESS*

Patients seen in 24 months	Total	Change since previous quarter
Quarter ending December 2015	2,944	
Quarter ending March 2016	3,001	→
Quarter ending June 2016	3,055	→
Quarter ending September 2016	3,061	→
Quarter ending December 2016	2,989	↓
Variance since December 2015	1.5%	→



ACTIVITY



Month	Adjusted Scheduled Activity (UDA)	
	2016	2017
April	0	0
May	1	0
June	363	203
July	1,363	813
August	2,178	1,501
September	2,189	2,168
October	2,785	2,669
November	3,441	3,261
December	4,061	3,848
January	4,369	
February	5,442	
March	6,079	
April	6,964	
May	7,536	
June	7,991	

QUALITY

	Quantity	Base Number	Contract	AT	Region	England
% of FP17s for the same patient ID Re-attending within 3 months - Children	13	486	2.7%	10.7%	12.1%	12.4%
% of FP17s for the same patient ID Re-attending within 3 months - Adults	267	1,865	14.3%	15.2%	15.9%	16.6%
% of FP17s for the same patient ID Re-attending between 3 & 9 months - Children	174	486	35.8%	55.5%	58.6%	57.5%
% of FP17s for the same patient ID Re-attending between 3 & 9 months - Adults	467	1,865	25.0%	48.9%	51.5%	50.4%
% of FP17s for Band 1 Urgent Courses	185	1,563	11.8%	8.5%	8.0%	9.1%
% of FP17s Relating to Free Repair or Replacements	19	1,563	1.2%	0.8%	0.8%	0.8%
% of FP17s Relating to Continuations	25	1,563	1.6%	1.1%	1.2%	1.3%
% of Patients satisfied with the dentistry they have received	7	7	N/A	93.6%	92.8%	92.7%
% of Patients satisfied with the time they had to wait for an appointment	7	7	N/A	90.7%	89.2%	88.8%

* This is based on patients treated on this contract for their most recent course of treatment. Figures in italics indicate the base number of FP17s or Patient Questionnaire responses are less than 100. N/A is shown where the base number of responses is less than 10 during the period. % is calculated as Quantity/Base number*100

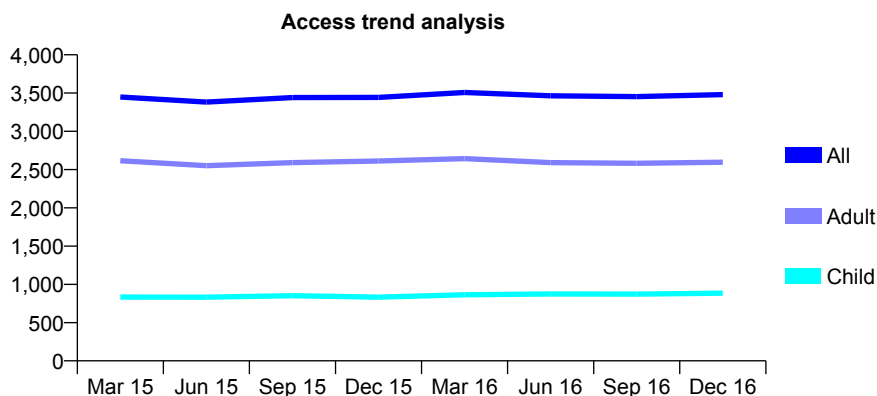
Q57 - Vital Signs At a Glance Contract Report for 755931/0001 - December 2016

Name or company name	MISS R DHARIWAL
Contract type name	GDS Contract
Purpose of contract	General
Contract start date	01/04/2006
Contract end date	

16/17 Contracted general activity (UDA)	9,500
Carry forward general activity (UDA)	244
16/17 Contracted orthodontic activity (UOA)	0
Carry forward orthodontic activity (UOA)	0
Baseline contract value	£251,067.65

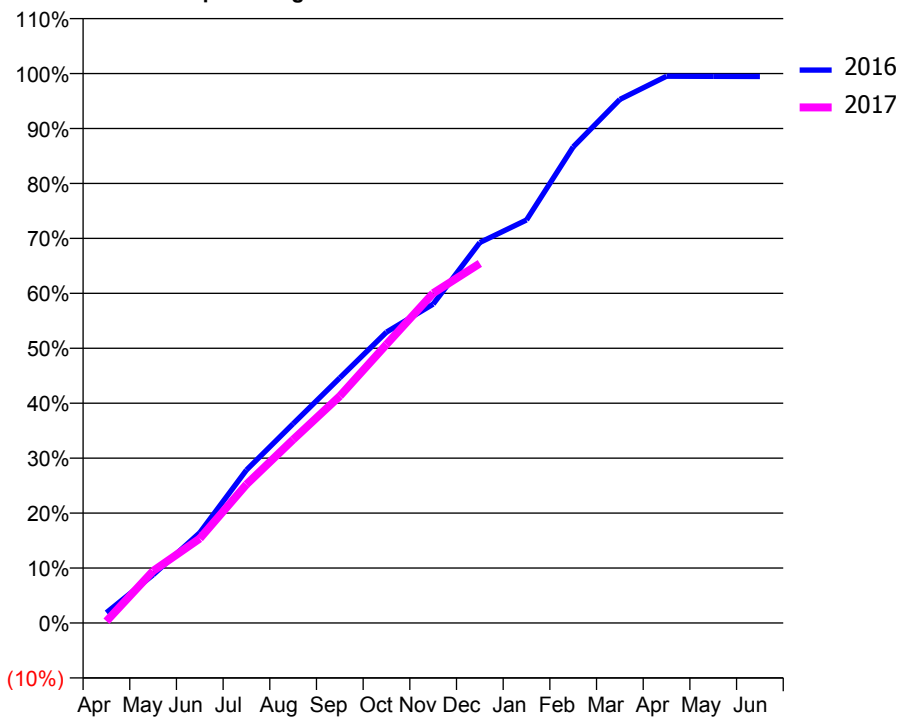
ACCESS*

Patients seen in 24 months	Total	Change since previous quarter
Quarter ending December 2015	3,444	
Quarter ending March 2016	3,507	→
Quarter ending June 2016	3,464	↓
Quarter ending September 2016	3,454	→
Quarter ending December 2016	3,480	→
Variance since December 2015	1.0%	→



ACTIVITY

Cumulative percentage of contracted UDA delivered 2016 & 2017



Month	Adjusted Scheduled Activity (UDA)	
	2016	2017
April	178	32
May	833	901
June	1,562	1,460
July	2,645	2,397
August	3,445	3,170
September	4,238	3,922
October	5,029	4,817
November	5,514	5,701
December	6,578	6,216
January	6,967	
February	8,230	
March	9,052	
April	9,452	
May	9,451	
June	9,448	

QUALITY

	Quantity	Base Number	Contract	AT	Region	England
% of FP17s for the same patient ID Re-attending within 3 months - Children	64	887	7.2%	10.7%	12.1%	12.4%
% of FP17s for the same patient ID Re-attending within 3 months - Adults	312	2,284	13.7%	15.2%	15.9%	16.6%
% of FP17s for the same patient ID Re-attending between 3 & 9 months - Children	494	887	55.7%	55.5%	58.6%	57.5%
% of FP17s for the same patient ID Re-attending between 3 & 9 months - Adults	1,036	2,284	45.4%	48.9%	51.5%	50.4%
% of FP17s for Band 1 Urgent Courses	268	3,019	8.9%	8.5%	8.0%	9.1%
% of FP17s Relating to Free Repair or Replacements	27	3,019	0.9%	0.8%	0.8%	0.8%
% of FP17s Relating to Continuations	12	3,019	0.4%	1.1%	1.2%	1.3%
% of Patients satisfied with the dentistry they have received	24	25	96.0%	93.6%	92.8%	92.7%
% of Patients satisfied with the time they had to wait for an appointment	20	25	80.0%	90.7%	89.2%	88.8%

* This is based on patients treated on this contract for their most recent course of treatment. Figures in italics indicate the base number of FP17s or Patient Questionnaire responses are less than 100. N/A is shown where the base number of responses is less than 10 during the period. % is calculated as Quantity/Base number*100

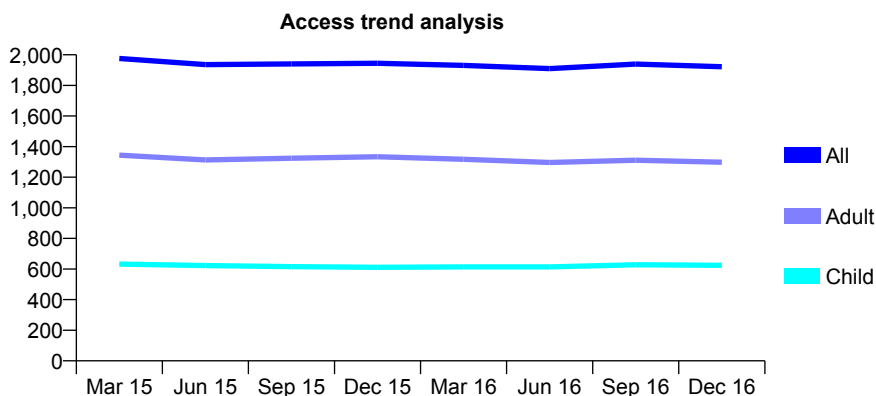
Q57 - Vital Signs At a Glance Contract Report for 764922/0001 - December 2016

Name or company name	MR J GREGORY
Contract type name	GDS Contract
Purpose of contract	General
Contract start date	01/04/2006
Contract end date	

16/17 Contracted general activity (UDA)	6,000
Carry forward general activity (UDA)	-38
16/17 Contracted orthodontic activity (UOA)	0
Carry forward orthodontic activity (UOA)	0
Baseline contract value	£152,701.18

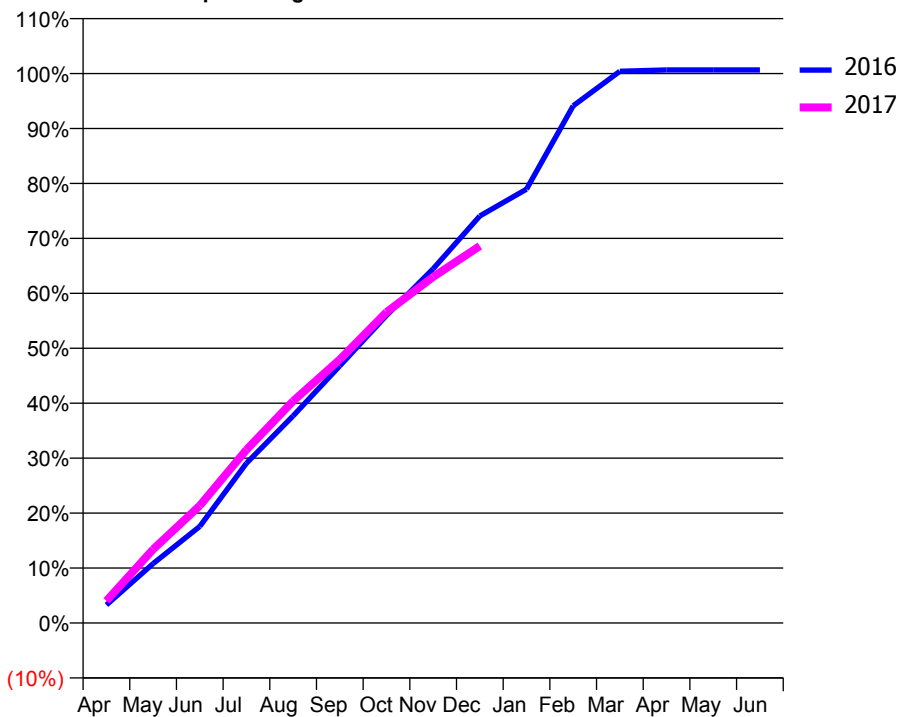
ACCESS*

Patients seen in 24 months	Total	Change since previous quarter
Quarter ending December 2015	1,945	
Quarter ending March 2016	1,931	→
Quarter ending June 2016	1,910	↓
Quarter ending September 2016	1,939	→
Quarter ending December 2016	1,922	→
Variance since December 2015	(1.2%)	↓



ACTIVITY

Cumulative percentage of contracted UDA delivered 2016 & 2017



Month	Adjusted Scheduled Activity (UDA)	
	2016	2017
April	197	243
May	648	804
June	1,054	1,282
July	1,745	1,892
August	2,262	2,424
September	2,809	2,878
October	3,358	3,395
November	3,869	3,778
December	4,444	4,116
January	4,737	
February	5,647	
March	6,024	
April	6,038	
May	6,038	
June	6,038	

QUALITY

	Quantity	Base Number	Contract	AT	Region	England
% of FP17s for the same patient ID Re-attending within 3 months - Children	39	731	5.3%	10.7%	12.1%	12.4%
% of FP17s for the same patient ID Re-attending within 3 months - Adults	205	1,475	13.9%	15.2%	15.9%	16.6%
% of FP17s for the same patient ID Re-attending between 3 & 9 months - Children	492	731	67.3%	55.5%	58.6%	57.5%
% of FP17s for the same patient ID Re-attending between 3 & 9 months - Adults	934	1,475	63.3%	48.9%	51.5%	50.4%
% of FP17s for Band 1 Urgent Courses	91	2,195	4.1%	8.5%	8.0%	9.1%
% of FP17s Relating to Free Repair or Replacements	16	2,195	0.7%	0.8%	0.8%	0.8%
% of FP17s Relating to Continuations	15	2,195	0.7%	1.1%	1.2%	1.3%
% of Patients satisfied with the dentistry they have received	4	4	N/A	93.6%	92.8%	92.7%
% of Patients satisfied with the time they had to wait for an appointment	4	4	N/A	90.7%	89.2%	88.8%

* This is based on patients treated on this contract for their most recent course of treatment. Figures in italics indicate the base number of FP17s or Patient Questionnaire responses are less than 100. N/A is shown where the base number of responses is less than 10 during the period. % is calculated as Quantity/Base number*100

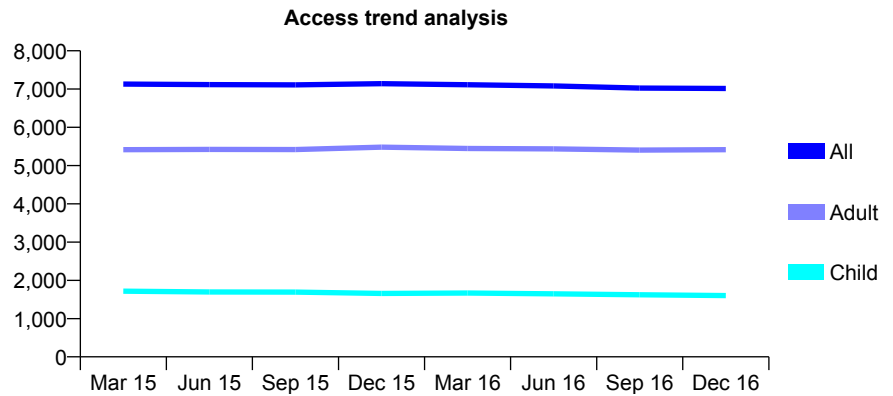
Q57 - Vital Signs At a Glance Contract Report for 768251/0002 - December 2016

Name or company name	MR AM MANUELSSON
Contract type name	GDS Contract
Purpose of contract	General
Contract start date	01/04/2006
Contract end date	

16/17 Contracted general activity (UDA)	21,500
Carry forward general activity (UDA)	0
16/17 Contracted orthodontic activity (UOA)	0
Carry forward orthodontic activity (UOA)	0
Baseline contract value	£603,552.64

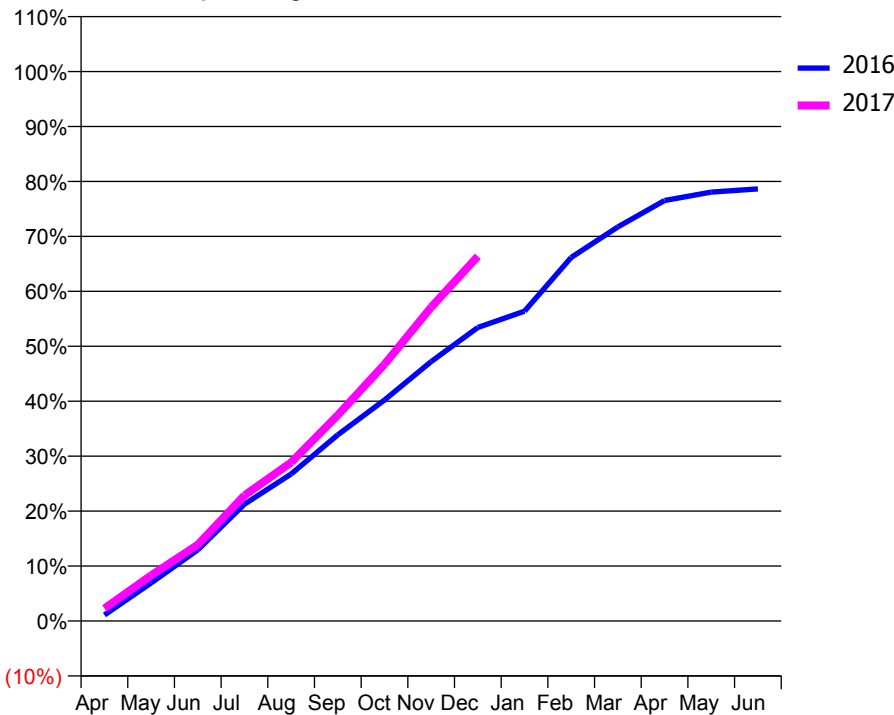
ACCESS*

Patients seen in 24 months	Total	Change since previous quarter
Quarter ending December 2015	7,141	
Quarter ending March 2016	7,112	→
Quarter ending June 2016	7,082	→
Quarter ending September 2016	7,027	→
Quarter ending December 2016	7,016	→
Variance since December 2015	(1.8%)	↓



ACTIVITY

Cumulative percentage of contracted UDA delivered 2016 & 2017



Month	Adjusted Scheduled Activity (UDA)	
	2016	2017
April	297	495
May	1,861	1,789
June	3,474	2,987
July	5,710	4,917
August	7,179	6,208
September	9,094	8,061
October	10,794	10,047
November	12,672	12,279
December	14,336	14,273
January	15,132	
February	17,755	
March	19,251	
April	20,536	
May	20,947	
June	21,105	

QUALITY

	Quantity	Base Number	Contract	AT	Region	England
% of FP17s for the same patient ID Re-attending within 3 months - Children	94	1,496	6.3%	10.7%	12.1%	12.4%
% of FP17s for the same patient ID Re-attending within 3 months - Adults	444	4,734	9.4%	15.2%	15.9%	16.6%
% of FP17s for the same patient ID Re-attending between 3 & 9 months - Children	717	1,496	47.9%	55.5%	58.6%	57.5%
% of FP17s for the same patient ID Re-attending between 3 & 9 months - Adults	2,149	4,734	45.4%	48.9%	51.5%	50.4%
% of FP17s for Band 1 Urgent Courses	244	5,706	4.3%	8.5%	8.0%	9.1%
% of FP17s Relating to Free Repair or Replacements	11	5,706	0.2%	0.8%	0.8%	0.8%
% of FP17s Relating to Continuations	116	5,706	2.0%	1.1%	1.2%	1.3%
% of Patients satisfied with the dentistry they have received	14	15	93.3%	93.6%	92.8%	92.7%
% of Patients satisfied with the time they had to wait for an appointment	14	15	93.3%	90.7%	89.2%	88.8%

* This is based on patients treated on this contract for their most recent course of treatment. Figures in italics indicate the base number of FP17s or Patient Questionnaire responses are less than 100. N/A is shown where the base number of responses is less than 10 during the period. % is calculated as Quantity/Base number*100

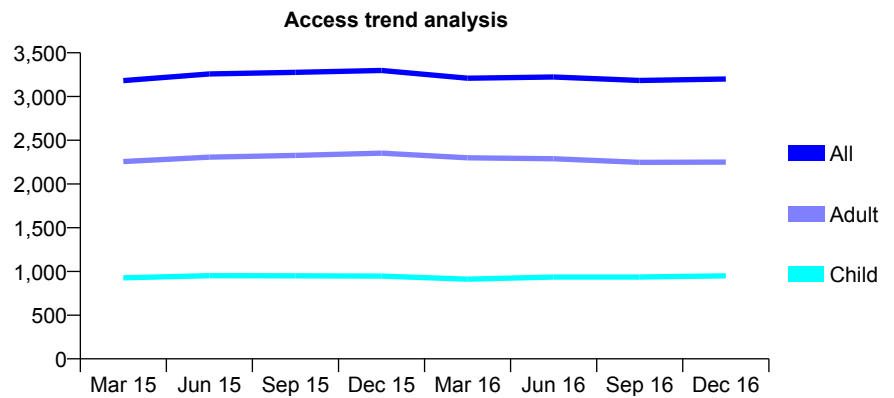
Q57 - Vital Signs At a Glance Contract Report for 776068/0001 - December 2016

Name or company name	MR OO AWOLOLA
Contract type name	GDS Contract
Purpose of contract	General
Contract start date	14/09/2007
Contract end date	

16/17 Contracted general activity (UDA)	8,551
Carry forward general activity (UDA)	-34
16/17 Contracted orthodontic activity (UOA)	0
Carry forward orthodontic activity (UOA)	0
Baseline contract value	£202,579.61

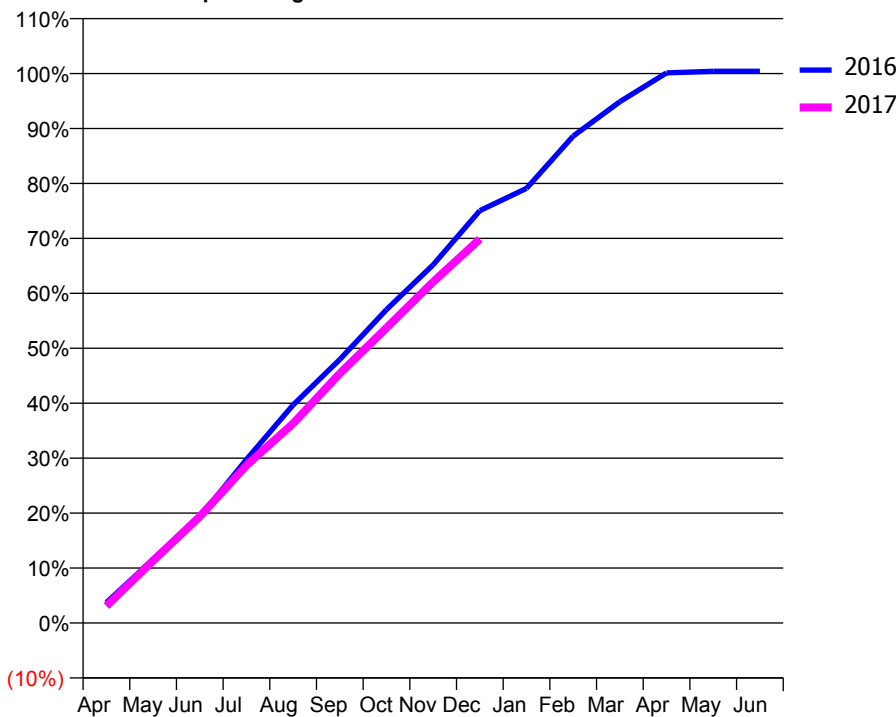
ACCESS*

Patients seen in 24 months	Total	Change since previous quarter
Quarter ending December 2015	3,298	
Quarter ending March 2016	3,210	↓
Quarter ending June 2016	3,223	→
Quarter ending September 2016	3,183	↓
Quarter ending December 2016	3,200	→
Variance since December 2015	(3.0%)	↓



ACTIVITY

Cumulative percentage of contracted UDA delivered 2016 & 2017



Month	Adjusted Scheduled Activity (UDA)	
	2016	2017
April	318	264
May	993	969
June	1,651	1,657
July	2,544	2,454
August	3,393	3,106
September	4,100	3,884
October	4,878	4,593
November	5,575	5,310
December	6,417	5,974
January	6,764	
February	7,576	
March	8,113	
April	8,560	
May	8,585	
June	8,585	

QUALITY

	Quantity	Base Number	Contract	AT	Region	England
% of FP17s for the same patient ID Re-attending within 3 months - Children	39	1,058	3.7%	10.7%	12.1%	12.4%
% of FP17s for the same patient ID Re-attending within 3 months - Adults	252	2,377	10.6%	15.2%	15.9%	16.6%
% of FP17s for the same patient ID Re-attending between 3 & 9 months - Children	580	1,058	54.8%	55.5%	58.6%	57.5%
% of FP17s for the same patient ID Re-attending between 3 & 9 months - Adults	1,309	2,377	55.1%	48.9%	51.5%	50.4%
% of FP17s for Band 1 Urgent Courses	181	3,208	5.6%	8.5%	8.0%	9.1%
% of FP17s Relating to Free Repair or Replacements	7	3,208	0.2%	0.8%	0.8%	0.8%
% of FP17s Relating to Continuations	3	3,208	0.1%	1.1%	1.2%	1.3%
% of Patients satisfied with the dentistry they have received	5	5	N/A	93.6%	92.8%	92.7%
% of Patients satisfied with the time they had to wait for an appointment	5	5	N/A	90.7%	89.2%	88.8%

* This is based on patients treated on this contract for their most recent course of treatment. Figures in italics indicate the base number of FP17s or Patient Questionnaire responses are less than 100. N/A is shown where the base number of responses is less than 10 during the period. % is calculated as Quantity/Base number*100

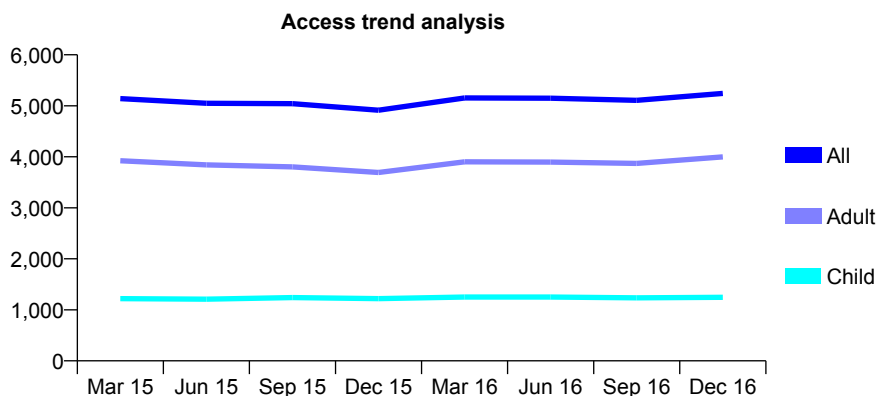
Q57 - Vital Signs At a Glance Contract Report for 781975/0001 - December 2016

Name or company name	MR O AWOLESI
Contract type name	GDS Contract
Purpose of contract	General
Contract start date	01/04/2006
Contract end date	

16/17 Contracted general activity (UDA)	11,500
Carry forward general activity (UDA)	-230
16/17 Contracted orthodontic activity (UOA)	0
Carry forward orthodontic activity (UOA)	0
Baseline contract value	£345,928.64

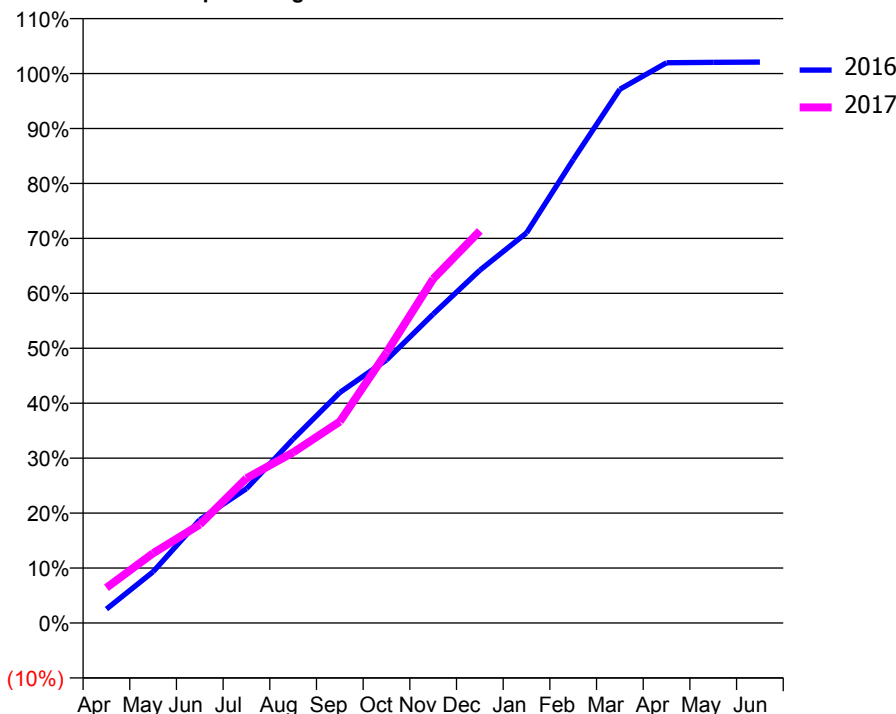
ACCESS*

Patients seen in 24 months	Total	Change since previous quarter
Quarter ending December 2015	4,913	
Quarter ending March 2016	5,153	↑
Quarter ending June 2016	5,150	→
Quarter ending September 2016	5,106	→
Quarter ending December 2016	5,244	↑
Variance since December 2015	6.7%	↑



ACTIVITY

Cumulative percentage of contracted UDA delivered 2016 & 2017



Month	Adjusted Scheduled Activity (UDA)	
	2016	2017
April	292	737
May	1,073	1,461
June	2,162	2,060
July	2,812	3,030
August	3,850	3,569
September	4,825	4,215
October	5,504	5,662
November	6,465	7,202
December	7,381	8,205
January	8,164	
February	9,696	
March	11,170	
April	11,724	
May	11,733	
June	11,739	

QUALITY

	Quantity	Base Number	Contract	AT	Region	England
% of FP17s for the same patient ID Re-attending within 3 months - Children	98	1,264	7.8%	10.7%	12.1%	12.4%
% of FP17s for the same patient ID Re-attending within 3 months - Adults	353	3,153	11.2%	15.2%	15.9%	16.6%
% of FP17s for the same patient ID Re-attending between 3 & 9 months - Children	706	1,264	55.9%	55.5%	58.6%	57.5%
% of FP17s for the same patient ID Re-attending between 3 & 9 months - Adults	1,304	3,153	41.4%	48.9%	51.5%	50.4%
% of FP17s for Band 1 Urgent Courses	241	3,368	7.2%	8.5%	8.0%	9.1%
% of FP17s Relating to Free Repair or Replacements	48	3,368	1.4%	0.8%	0.8%	0.8%
% of FP17s Relating to Continuations	23	3,368	0.7%	1.1%	1.2%	1.3%
% of Patients satisfied with the dentistry they have received	7	7	N/A	93.6%	92.8%	92.7%
% of Patients satisfied with the time they had to wait for an appointment	7	7	N/A	90.7%	89.2%	88.8%

* This is based on patients treated on this contract for their most recent course of treatment. Figures in italics indicate the base number of FP17s or Patient Questionnaire responses are less than 100. N/A is shown where the base number of responses is less than 10 during the period. % is calculated as Quantity/Base number*100

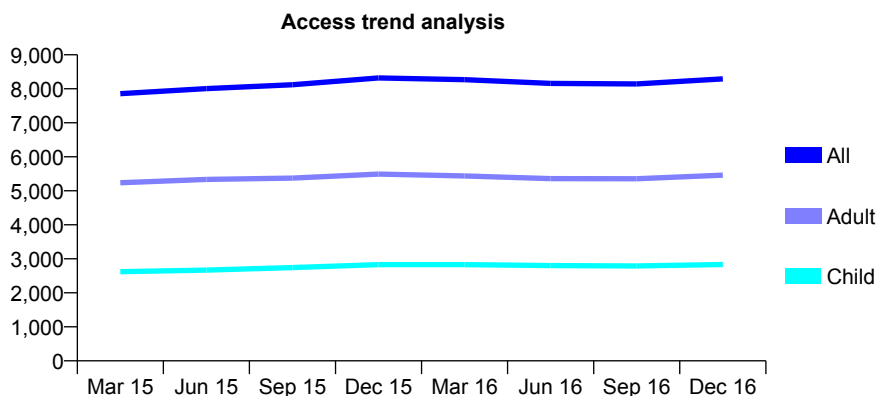
Q57 - Vital Signs At a Glance Contract Report for 787396/0001 - December 2016

Name or company name	MRS SS PATEL
Contract type name	GDS Contract
Purpose of contract	General
Contract start date	01/07/2008
Contract end date	

16/17 Contracted general activity (UDA)	22,000
Carry forward general activity (UDA)	-168
16/17 Contracted orthodontic activity (UOA)	0
Carry forward orthodontic activity (UOA)	0
Baseline contract value	£512,476.09

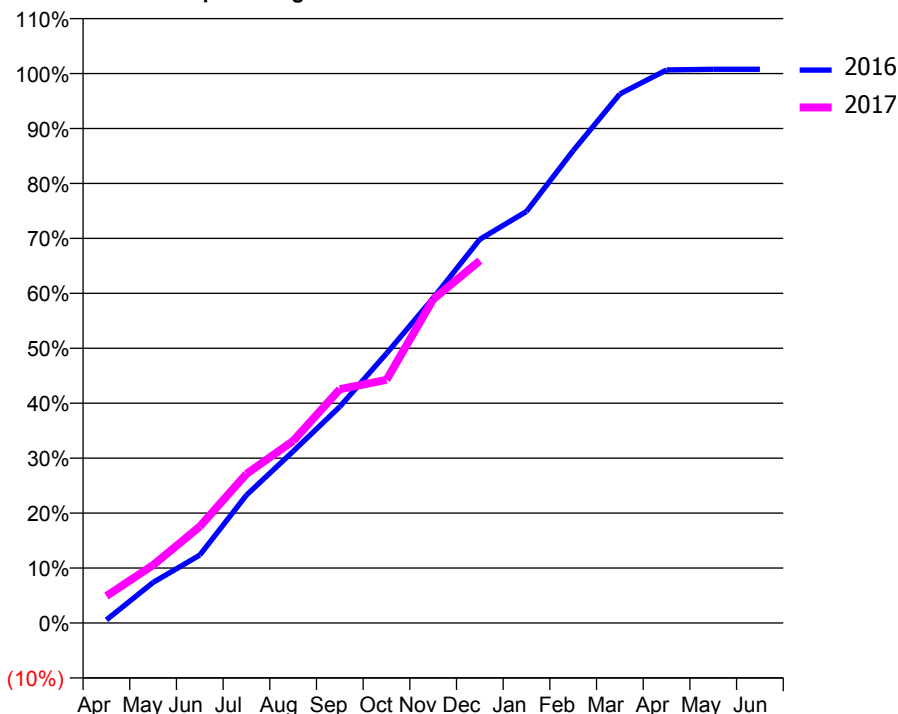
ACCESS*

Patients seen in 24 months	Total	Change since previous quarter
Quarter ending December 2015	8,321	
Quarter ending March 2016	8,268	→
Quarter ending June 2016	8,159	↓
Quarter ending September 2016	8,145	→
Quarter ending December 2016	8,292	→
Variance since December 2015	(0.3%)	→



ACTIVITY

Cumulative percentage of contracted UDA delivered 2016 & 2017



Month	Adjusted Scheduled Activity (UDA)	
	2016	2017
April	126	1,082
May	1,627	2,319
June	2,721	3,860
July	5,122	5,969
August	6,873	7,291
September	8,663	9,361
October	10,792	9,736
November	13,007	12,961
December	15,363	14,509
January	16,479	
February	18,911	
March	21,179	
April	22,145	
May	22,168	
June	22,168	

QUALITY

	Quantity	Base Number	Contract	AT	Region	England
% of FP17s for the same patient ID Re-attending within 3 months - Children	243	2,458	9.9%	10.7%	12.1%	12.4%
% of FP17s for the same patient ID Re-attending within 3 months - Adults	724	4,485	16.1%	15.2%	15.9%	16.6%
% of FP17s for the same patient ID Re-attending between 3 & 9 months - Children	1,335	2,458	54.3%	55.5%	58.6%	57.5%
% of FP17s for the same patient ID Re-attending between 3 & 9 months - Adults	2,144	4,485	47.8%	48.9%	51.5%	50.4%
% of FP17s for Band 1 Urgent Courses	872	6,449	13.5%	8.5%	8.0%	9.1%
% of FP17s Relating to Free Repair or Replacements	19	6,449	0.3%	0.8%	0.8%	0.8%
% of FP17s Relating to Continuations	9	6,449	0.1%	1.1%	1.2%	1.3%
% of Patients satisfied with the dentistry they have received	3	3	N/A	93.6%	92.8%	92.7%
% of Patients satisfied with the time they had to wait for an appointment	2	3	N/A	90.7%	89.2%	88.8%

* This is based on patients treated on this contract for their most recent course of treatment. Figures in italics indicate the base number of FP17s or Patient Questionnaire responses are less than 100. N/A is shown where the base number of responses is less than 10 during the period. % is calculated as Quantity/Base number*100

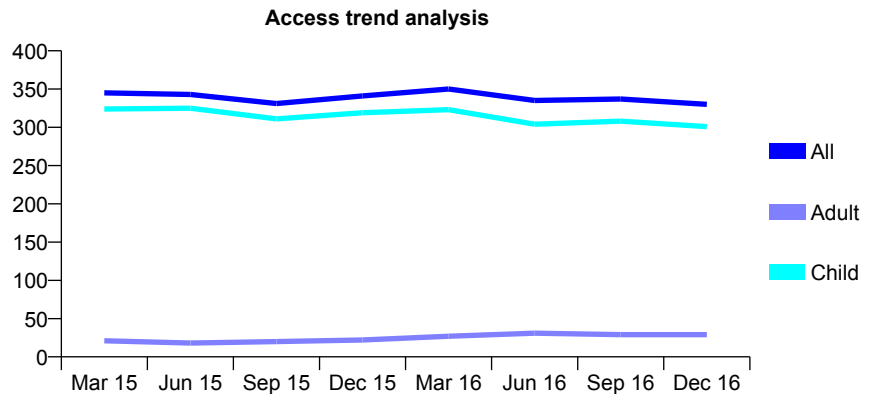
Q57 - Vital Signs At a Glance Contract Report for 807729/0001 - December 2016

Name or company name	MR PL ISAACS
Contract type name	GDS Contract
Purpose of contract	General
Contract start date	01/04/2006
Contract end date	

16/17 Contracted general activity (UDA)	489
Carry forward general activity (UDA)	0
16/17 Contracted orthodontic activity (UOA)	0
Carry forward orthodontic activity (UOA)	0
Baseline contract value	£12,106.80

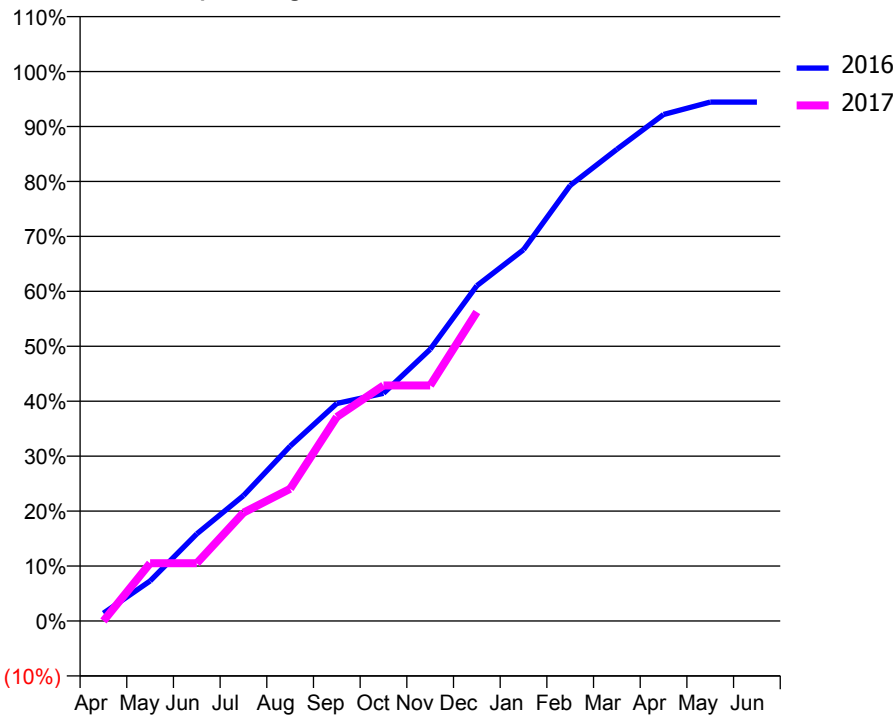
ACCESS*

Patients seen in 24 months	Total	Change since previous quarter
Quarter ending December 2015	341	
Quarter ending March 2016	350	↑
Quarter ending June 2016	335	↓
Quarter ending September 2016	337	→
Quarter ending December 2016	330	↓
Variance since December 2015	(3.2%)	↓



ACTIVITY

Cumulative percentage of contracted UDA delivered 2016 & 2017



Month	Adjusted Scheduled Activity (UDA)	
	2016	2017
April	7	0
May	36	51
June	78	51
July	112	96
August	156	118
September	194	182
October	203	210
November	242	210
December	298	275
January	330	
February	388	
March	420	
April	451	
May	462	
June	462	

QUALITY

	Quantity	Base Number	Contract	AT	Region	England
% of FP17s for the same patient ID Re-attending within 3 months - Children	14	212	6.6%	10.7%	12.1%	12.4%
% of FP17s for the same patient ID Re-attending within 3 months - Adults	2	10	20.0%	15.2%	15.9%	16.6%
% of FP17s for the same patient ID Re-attending between 3 & 9 months - Children	26	212	12.3%	55.5%	58.6%	57.5%
% of FP17s for the same patient ID Re-attending between 3 & 9 months - Adults	1	10	10.0%	48.9%	51.5%	50.4%
% of FP17s for Band 1 Urgent Courses	5	188	2.7%	8.5%	8.0%	9.1%
% of FP17s Relating to Free Repair or Replacements	0	188	0.0%	0.8%	0.8%	0.8%
% of FP17s Relating to Continuations	0	188	0.0%	1.1%	1.2%	1.3%
% of Patients satisfied with the dentistry they have received	0	0	N/A	93.6%	92.8%	92.7%
% of Patients satisfied with the time they had to wait for an appointment	0	0	N/A	90.7%	89.2%	88.8%

* This is based on patients treated on this contract for their most recent course of treatment. Figures in italics indicate the base number of FP17s or Patient Questionnaire responses are less than 100. N/A is shown where the base number of responses is less than 10 during the period. % is calculated as Quantity/Base number*100

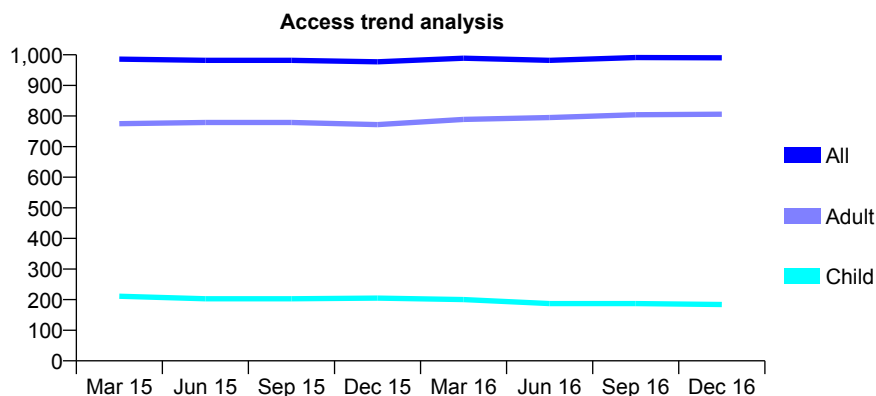
Q57 - Vital Signs At a Glance Contract Report for 812587/0001 - December 2016

Name or company name	MR JB PEEK
Contract type name	GDS Contract
Purpose of contract	General
Contract start date	01/04/2006
Contract end date	

16/17 Contracted general activity (UDA)	5,014
Carry forward general activity (UDA)	0
16/17 Contracted orthodontic activity (UOA)	0
Carry forward orthodontic activity (UOA)	0
Baseline contract value	£131,678.41

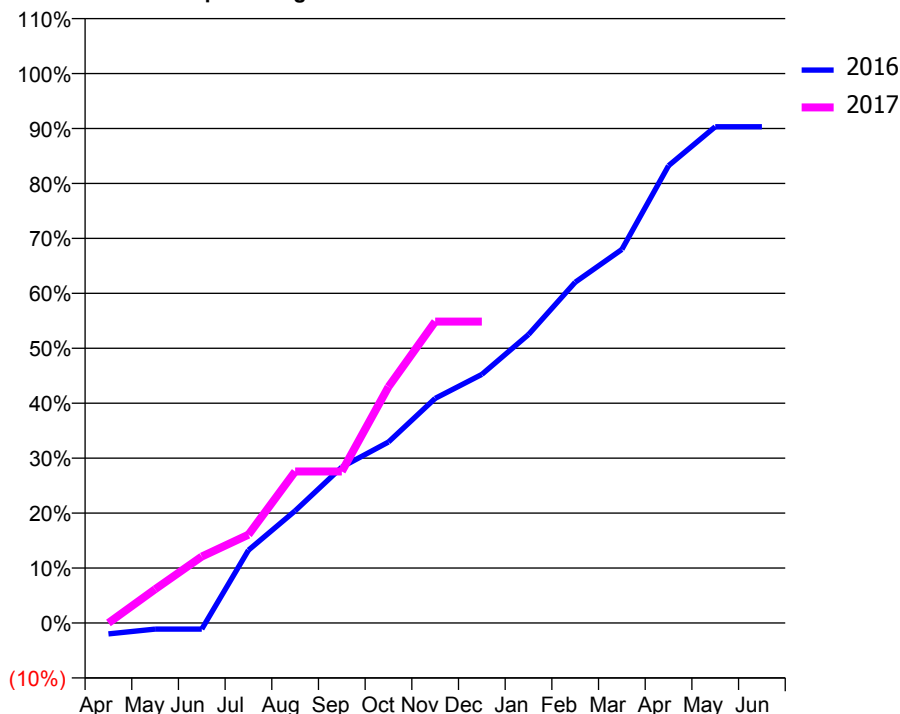
ACCESS*

Patients seen in 24 months	Total	Change since previous quarter
Quarter ending December 2015	977	
Quarter ending March 2016	989	→
Quarter ending June 2016	982	→
Quarter ending September 2016	991	→
Quarter ending December 2016	990	→
Variance since December 2015	1.3%	→



ACTIVITY

Cumulative percentage of contracted UDA delivered 2016 & 2017



Adjusted Scheduled Activity (UDA)

Month	2016	2017
April	-100	0
May	-56	309
June	-56	606
July	664	806
August	1,024	1,383
September	1,423	1,383
October	1,652	2,156
November	2,049	2,750
December	2,268	2,750
January	2,633	
February	3,110	
March	3,409	
April	4,173	
May	4,528	
June	4,528	

QUALITY

	Quantity	Base Number	Contract	AT	Region	England
% of FP17s for the same patient ID Re-attending within 3 months - Children	38	219	17.4%	10.7%	12.1%	12.4%
% of FP17s for the same patient ID Re-attending within 3 months - Adults	231	993	23.3%	15.2%	15.9%	16.6%
% of FP17s for the same patient ID Re-attending between 3 & 9 months - Children	123	219	56.2%	55.5%	58.6%	57.5%
% of FP17s for the same patient ID Re-attending between 3 & 9 months - Adults	495	993	49.8%	48.9%	51.5%	50.4%
% of FP17s for Band 1 Urgent Courses	135	951	14.2%	8.5%	8.0%	9.1%
% of FP17s Relating to Free Repair or Replacements	6	951	0.6%	0.8%	0.8%	0.8%
% of FP17s Relating to Continuations	11	951	1.2%	1.1%	1.2%	1.3%
% of Patients satisfied with the dentistry they have received	1	1	N/A	93.6%	92.8%	92.7%
% of Patients satisfied with the time they had to wait for an appointment	1	1	N/A	90.7%	89.2%	88.8%

* This is based on patients treated on this contract for their most recent course of treatment. Figures in italics indicate the base number of FP17s or Patient Questionnaire responses are less than 100. N/A is shown where the base number of responses is less than 10 during the period. % is calculated as Quantity/Base number*100

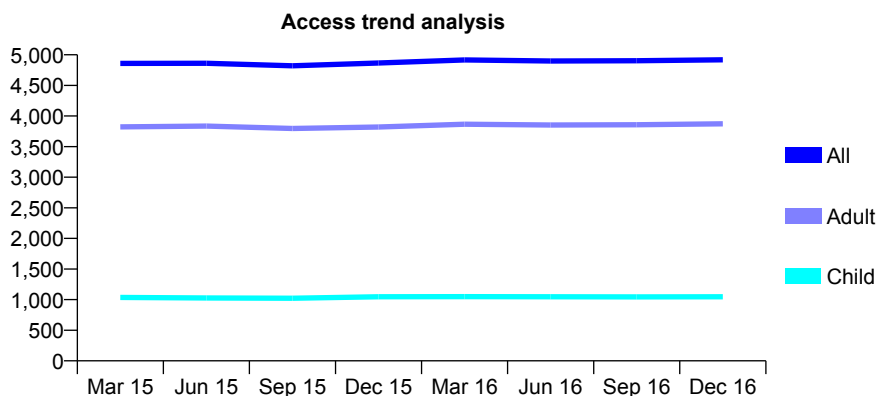
Q57 - Vital Signs At a Glance Contract Report for 822752/0001 - December 2016

Name or company name	MR JJ PATEL
Contract type name	GDS Contract
Purpose of contract	General
Contract start date	01/04/2006
Contract end date	

16/17 Contracted general activity (UDA)	17,113
Carry forward general activity (UDA)	111
16/17 Contracted orthodontic activity (UOA)	0
Carry forward orthodontic activity (UOA)	0
Baseline contract value	£437,111.83

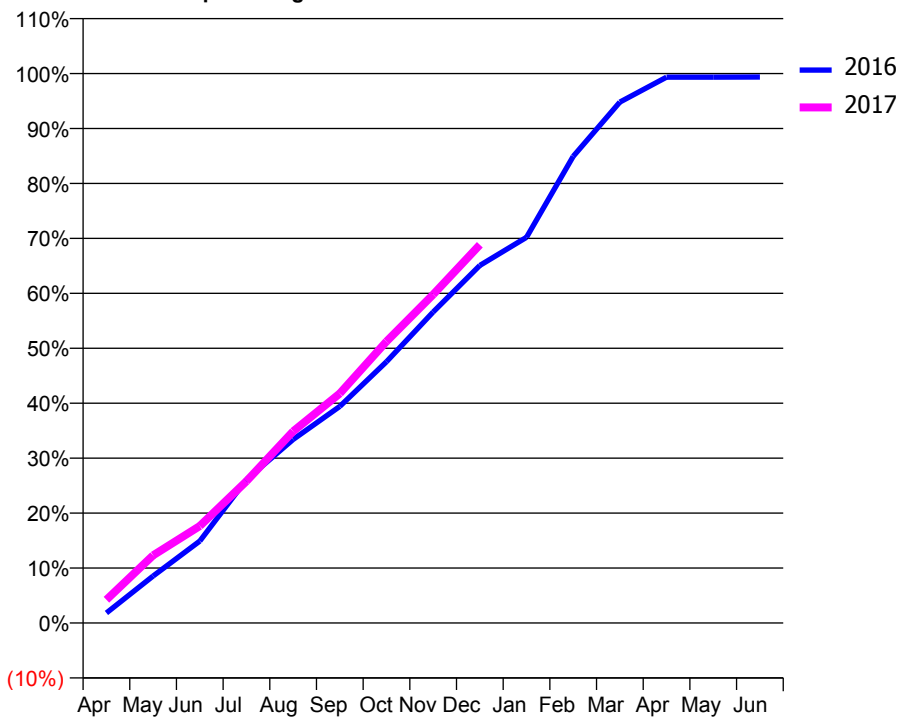
ACCESS*

Patients seen in 24 months	Total	Change since previous quarter
Quarter ending December 2015	4,866	
Quarter ending March 2016	4,916	→
Quarter ending June 2016	4,899	→
Quarter ending September 2016	4,903	→
Quarter ending December 2016	4,919	→
Variance since December 2015	1.1%	→



ACTIVITY

Cumulative percentage of contracted UDA delivered 2016 & 2017



Month	Adjusted Scheduled Activity (UDA)	
	2016	2017
April	315	723
May	1,463	2,106
June	2,551	3,021
July	4,468	4,415
August	5,718	5,970
September	6,745	7,147
October	8,136	8,770
November	9,686	10,231
December	11,138	11,781
January	12,010	
February	14,532	
March	16,225	
April	17,001	
May	17,001	
June	17,002	

QUALITY

	Quantity	Base Number	Contract	AT	Region	England
% of FP17s for the same patient ID Re-attending within 3 months - Children	103	1,373	7.5%	10.7%	12.1%	12.4%
% of FP17s for the same patient ID Re-attending within 3 months - Adults	741	4,955	15.0%	15.2%	15.9%	16.6%
% of FP17s for the same patient ID Re-attending between 3 & 9 months - Children	995	1,373	72.5%	55.5%	58.6%	57.5%
% of FP17s for the same patient ID Re-attending between 3 & 9 months - Adults	3,189	4,955	64.4%	48.9%	51.5%	50.4%
% of FP17s for Band 1 Urgent Courses	298	6,037	4.9%	8.5%	8.0%	9.1%
% of FP17s Relating to Free Repair or Replacements	93	6,037	1.5%	0.8%	0.8%	0.8%
% of FP17s Relating to Continuations	108	6,037	1.8%	1.1%	1.2%	1.3%
% of Patients satisfied with the dentistry they have received	13	14	92.9%	93.6%	92.8%	92.7%
% of Patients satisfied with the time they had to wait for an appointment	11	14	78.6%	90.7%	89.2%	88.8%

* This is based on patients treated on this contract for their most recent course of treatment. Figures in italics indicate the base number of FP17s or Patient Questionnaire responses are less than 100. N/A is shown where the base number of responses is less than 10 during the period. % is calculated as Quantity/Base number*100

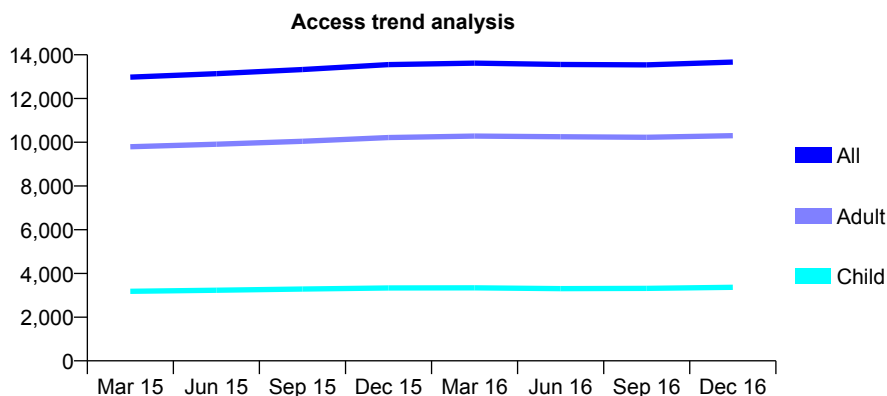
Q57 - Vital Signs At a Glance Contract Report for 825948/0007 - December 2016

Name or company name	MR JK KOTECHA
Contract type name	GDS Contract
Purpose of contract	General
Contract start date	01/02/2010
Contract end date	

16/17 Contracted general activity (UDA)	41,204
Carry forward general activity (UDA)	-823
16/17 Contracted orthodontic activity (UOA)	0
Carry forward orthodontic activity (UOA)	0
Baseline contract value	£1,115,646.78

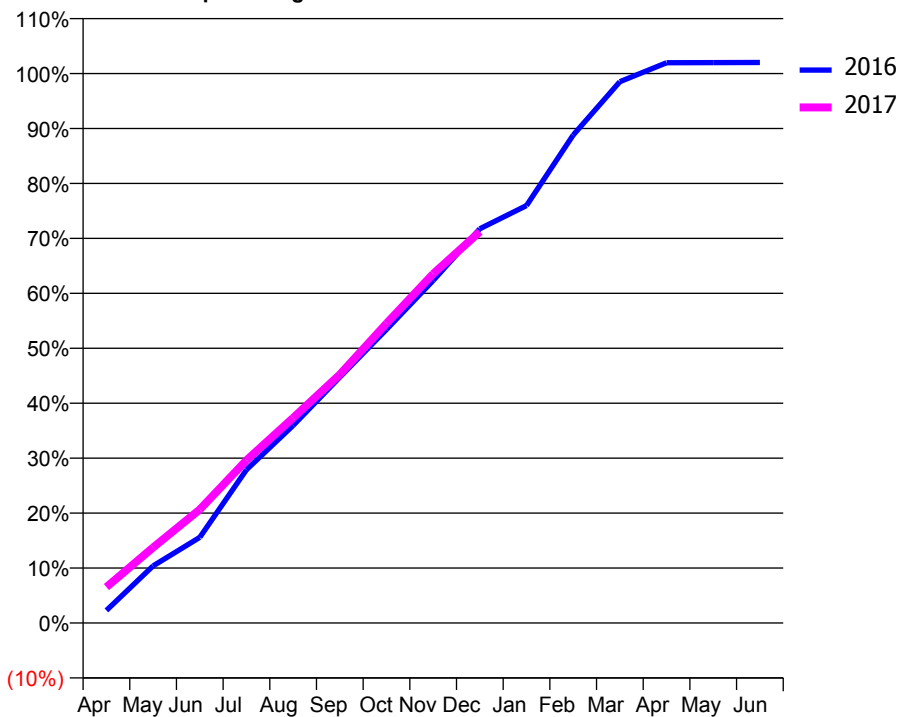
ACCESS*

Patients seen in 24 months	Total	Change since previous quarter
Quarter ending December 2015	13,551	
Quarter ending March 2016	13,619	→
Quarter ending June 2016	13,555	→
Quarter ending September 2016	13,542	→
Quarter ending December 2016	13,667	→
Variance since December 2015	0.9%	→



ACTIVITY

Cumulative percentage of contracted UDA delivered 2016 & 2017



Month	2016	2017
April	941	2,698
May	4,287	5,663
June	6,429	8,512
July	11,492	12,205
August	14,818	15,379
September	18,436	18,632
October	22,012	22,462
November	25,683	26,179
December	29,563	29,340
January	31,306	
February	36,595	
March	40,595	
April	42,006	
May	42,025	
June	42,027	

QUALITY

	Quantity	Base Number	Contract	AT	Region	England
% of FP17s for the same patient ID Re-attending within 3 months - Children	159	3,582	4.4%	10.7%	12.1%	12.4%
% of FP17s for the same patient ID Re-attending within 3 months - Adults	808	9,466	8.5%	15.2%	15.9%	16.6%
% of FP17s for the same patient ID Re-attending between 3 & 9 months - Children	2,216	3,582	61.9%	55.5%	58.6%	57.5%
% of FP17s for the same patient ID Re-attending between 3 & 9 months - Adults	5,229	9,466	55.2%	48.9%	51.5%	50.4%
% of FP17s for Band 1 Urgent Courses	599	12,517	4.8%	8.5%	8.0%	9.1%
% of FP17s Relating to Free Repair or Replacements	65	12,517	0.5%	0.8%	0.8%	0.8%
% of FP17s Relating to Continuations	55	12,517	0.4%	1.1%	1.2%	1.3%
% of Patients satisfied with the dentistry they have received	17	18	94.4%	93.6%	92.8%	92.7%
% of Patients satisfied with the time they had to wait for an appointment	18	18	100.0%	90.7%	89.2%	88.8%

* This is based on patients treated on this contract for their most recent course of treatment. Figures in italics indicate the base number of FP17s or Patient Questionnaire responses are less than 100. N/A is shown where the base number of responses is less than 10 during the period. % is calculated as Quantity/Base number*100

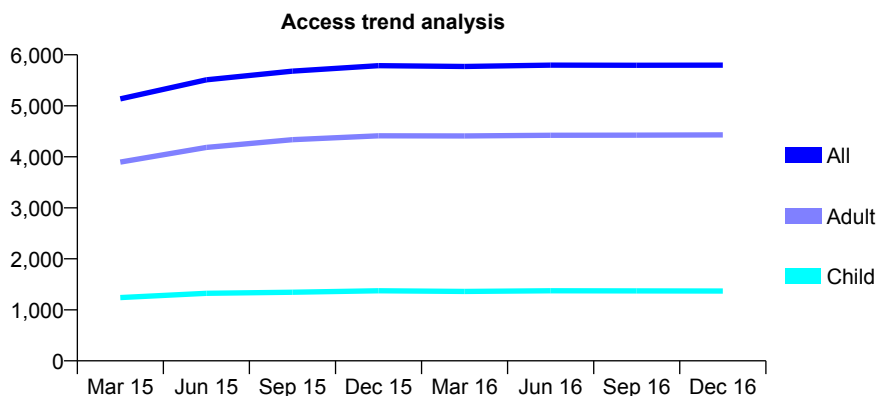
Q57 - Vital Signs At a Glance Contract Report for 825948/0011 - December 2016

Name or company name	MR JK KOTECHA
Contract type name	GDS Contract
Purpose of contract	General
Contract start date	01/07/2013
Contract end date	

16/17 Contracted general activity (UDA)	14,882
Carry forward general activity (UDA)	-298
16/17 Contracted orthodontic activity (UOA)	0
Carry forward orthodontic activity (UOA)	0
Baseline contract value	£416,433.13

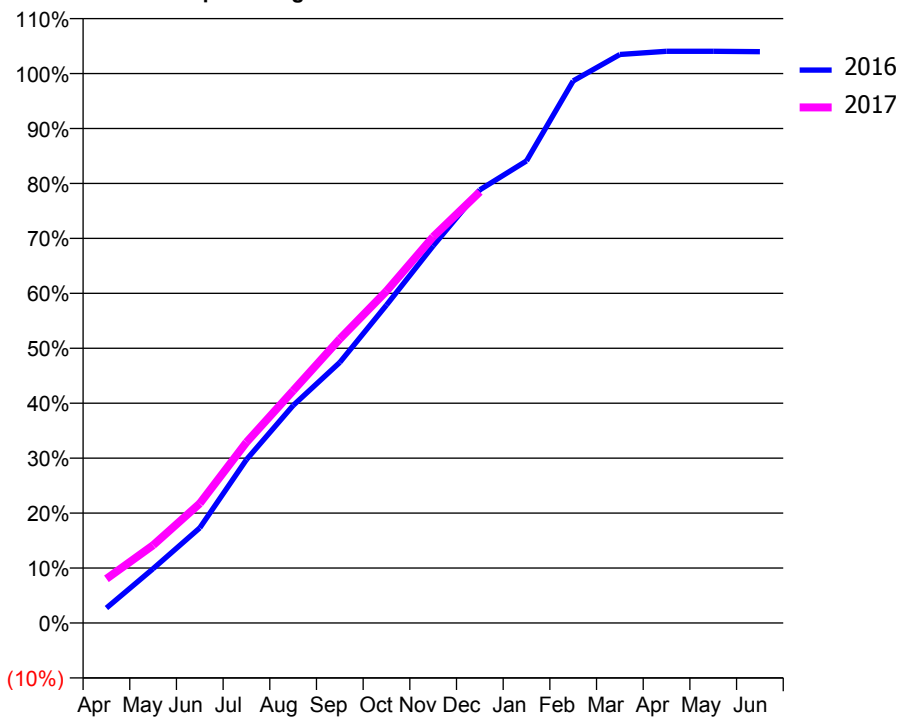
ACCESS*

Patients seen in 24 months	Total	Change since previous quarter
Quarter ending December 2015	5,787	
Quarter ending March 2016	5,770	→
Quarter ending June 2016	5,797	→
Quarter ending September 2016	5,796	→
Quarter ending December 2016	5,798	→
Variance since December 2015	0.2%	→



ACTIVITY

Cumulative percentage of contracted UDA delivered 2016 & 2017



Month	Adjusted Scheduled Activity (UDA)	
	2016	2017
April	405	1,198
May	1,472	2,109
June	2,578	3,238
July	4,425	4,897
August	5,892	6,293
September	7,057	7,693
October	8,612	8,992
November	10,216	10,461
December	11,732	11,678
January	12,517	
February	14,680	
March	15,399	
April	15,486	
May	15,486	
June	15,474	

QUALITY

	Quantity	Base Number	Contract	AT	Region	England
% of FP17s for the same patient ID Re-attending within 3 months - Children	61	1,454	4.2%	10.7%	12.1%	12.4%
% of FP17s for the same patient ID Re-attending within 3 months - Adults	308	4,437	6.9%	15.2%	15.9%	16.6%
% of FP17s for the same patient ID Re-attending between 3 & 9 months - Children	890	1,454	61.2%	55.5%	58.6%	57.5%
% of FP17s for the same patient ID Re-attending between 3 & 9 months - Adults	2,820	4,437	63.6%	48.9%	51.5%	50.4%
% of FP17s for Band 1 Urgent Courses	165	5,846	2.8%	8.5%	8.0%	9.1%
% of FP17s Relating to Free Repair or Replacements	76	5,846	1.3%	0.8%	0.8%	0.8%
% of FP17s Relating to Continuations	33	5,846	0.6%	1.1%	1.2%	1.3%
% of Patients satisfied with the dentistry they have received	16	17	94.1%	93.6%	92.8%	92.7%
% of Patients satisfied with the time they had to wait for an appointment	15	17	88.2%	90.7%	89.2%	88.8%

* This is based on patients treated on this contract for their most recent course of treatment. Figures in italics indicate the base number of FP17s or Patient Questionnaire responses are less than 100. N/A is shown where the base number of responses is less than 10 during the period. % is calculated as Quantity/Base number*100

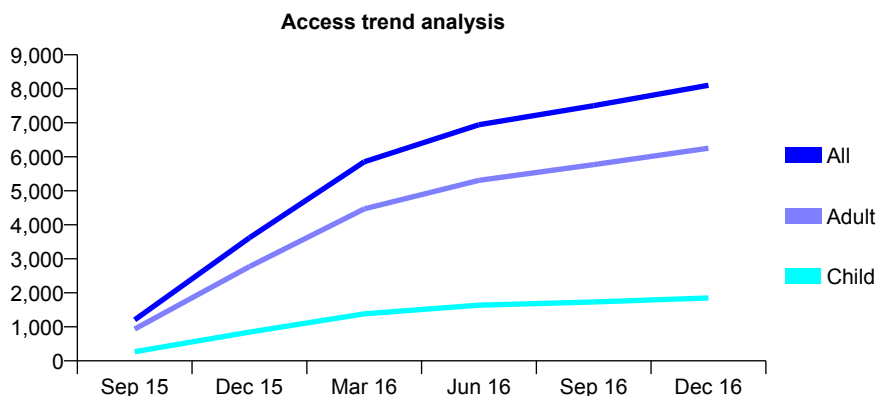
Q57 - Vital Signs At a Glance Contract Report for 825948/0012 - December 2016

Name or company name	MR JK KOTECHEA
Contract type name	GDS Contract
Purpose of contract	General
Contract start date	01/08/2015
Contract end date	

16/17 Contracted general activity (UDA)	24,905
Carry forward general activity (UDA)	-88
16/17 Contracted orthodontic activity (UOA)	0
Carry forward orthodontic activity (UOA)	0
Baseline contract value	£814,825.33

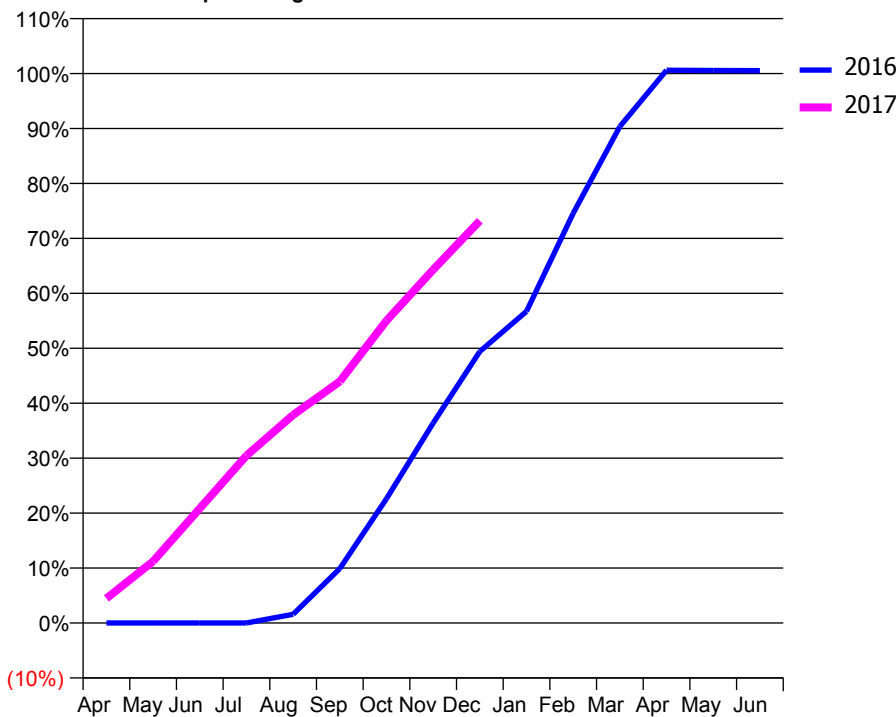
ACCESS*

Patients seen in 24 months	Total	Change since previous quarter
Quarter ending December 2015	3,617	
Quarter ending March 2016	5,852	↑
Quarter ending June 2016	6,944	↑
Quarter ending September 2016	7,503	↑
Quarter ending December 2016	8,102	↑
Variance since December 2015	124.0%	↑



ACTIVITY

Cumulative percentage of contracted UDA delivered 2016 & 2017



Month	Adjusted Scheduled Activity (UDA)	
	2016	2017
April	0	1,114
May	0	2,795
June	0	5,194
July	0	7,586
August	263	9,430
September	1,648	10,950
October	3,759	13,707
November	6,043	16,011
December	8,203	18,230
January	9,419	
February	12,377	
March	15,003	
April	16,704	
May	16,694	
June	16,691	

QUALITY

	Quantity	Base Number	Contract	AT	Region	England
% of FP17s for the same patient ID Re-attending within 3 months - Children	134	2,406	5.6%	10.7%	12.1%	12.4%
% of FP17s for the same patient ID Re-attending within 3 months - Adults	739	7,162	10.3%	15.2%	15.9%	16.6%
% of FP17s for the same patient ID Re-attending between 3 & 9 months - Children	1,436	2,406	59.7%	55.5%	58.6%	57.5%
% of FP17s for the same patient ID Re-attending between 3 & 9 months - Adults	3,829	7,162	53.5%	48.9%	51.5%	50.4%
% of FP17s for Band 1 Urgent Courses	594	8,907	6.7%	8.5%	8.0%	9.1%
% of FP17s Relating to Free Repair or Replacements	95	8,907	1.1%	0.8%	0.8%	0.8%
% of FP17s Relating to Continuations	58	8,907	0.7%	1.1%	1.2%	1.3%
% of Patients satisfied with the dentistry they have received	20	24	83.3%	93.6%	92.8%	92.7%
% of Patients satisfied with the time they had to wait for an appointment	21	24	87.5%	90.7%	89.2%	88.8%

* This is based on patients treated on this contract for their most recent course of treatment. Figures in italics indicate the base number of FP17s or Patient Questionnaire responses are less than 100. N/A is shown where the base number of responses is less than 10 during the period. % is calculated as Quantity/Base number*100

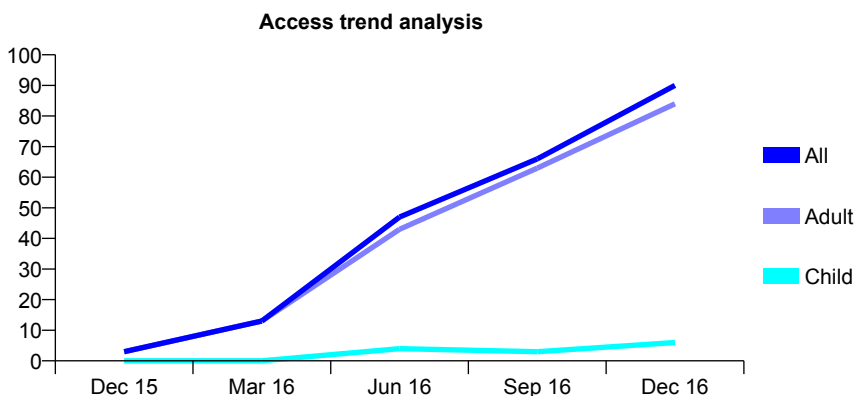
Q57 - Vital Signs At a Glance Contract Report for 831727/0004 - December 2016

Name or company name	MR HS DHAMU
Contract type name	PDS Contract
Purpose of contract	General
Contract start date	01/04/2015
Contract end date	31/03/2017

16/17 Contracted general activity (UDA)	854
Carry forward general activity (UDA)	0
16/17 Contracted orthodontic activity (UOA)	0
Carry forward orthodontic activity (UOA)	0
Baseline contract value	£26,162.40

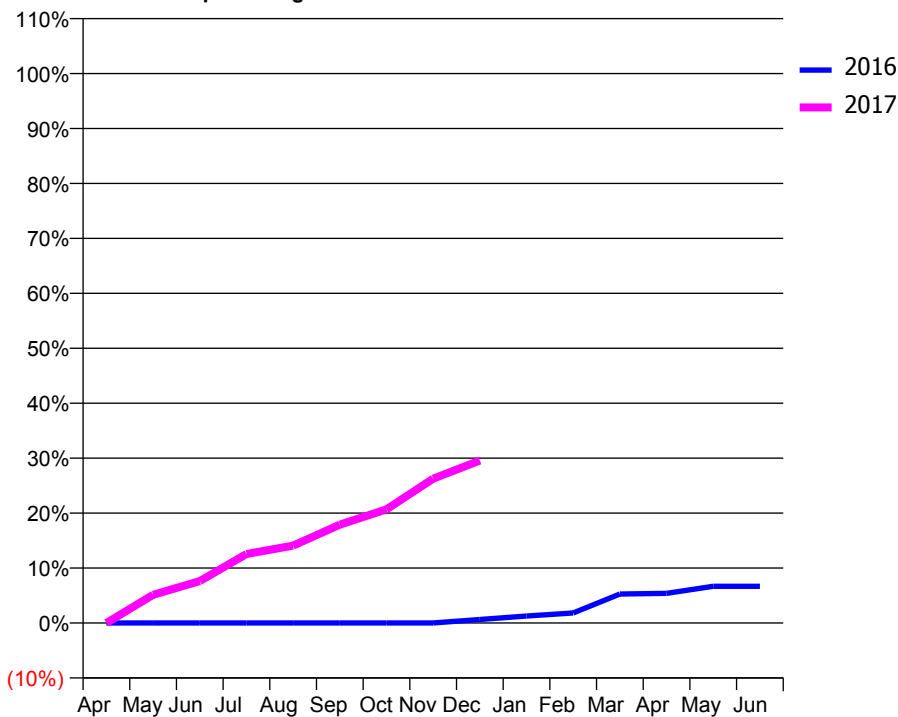
ACCESS*

Patients seen in 24 months	Total	Change since previous quarter
Quarter ending December 2015	3	
Quarter ending March 2016	13	↑
Quarter ending June 2016	47	↑
Quarter ending September 2016	66	↑
Quarter ending December 2016	90	↑
Variance since December 2015	2900.0%	↑



ACTIVITY

Cumulative percentage of contracted UDA delivered 2016 & 2017



Month	Adjusted Scheduled Activity (UDA)	
	2016	2017
April	0	0
May	0	44
June	0	65
July	0	107
August	0	120
September	0	153
October	0	177
November	0	224
December	5	253
January	11	
February	16	
March	45	
April	46	
May	57	
June	57	

QUALITY

	Quantity	Base Number	Contract	AT	Region	England
% of FP17s for the same patient ID Re-attending within 3 months - Children	0	15	0.0%	10.7%	12.1%	12.4%
% of FP17s for the same patient ID Re-attending within 3 months - Adults	0	177	0.0%	15.2%	15.9%	16.6%
% of FP17s for the same patient ID Re-attending between 3 & 9 months - Children	0	15	0.0%	55.5%	58.6%	57.5%
% of FP17s for the same patient ID Re-attending between 3 & 9 months - Adults	2	177	1.1%	48.9%	51.5%	50.4%
% of FP17s for Band 1 Urgent Courses	158	182	86.8%	8.5%	8.0%	9.1%
% of FP17s Relating to Free Repair or Replacements	0	182	0.0%	0.8%	0.8%	0.8%
% of FP17s Relating to Continuations	0	182	0.0%	1.1%	1.2%	1.3%
% of Patients satisfied with the dentistry they have received	0	0	N/A	93.6%	92.8%	92.7%
% of Patients satisfied with the time they had to wait for an appointment	0	0	N/A	90.7%	89.2%	88.8%

* This is based on patients treated on this contract for their most recent course of treatment. Figures in italics indicate the base number of FP17s or Patient Questionnaire responses are less than 100. N/A is shown where the base number of responses is less than 10 during the period. % is calculated as Quantity/Base number*100

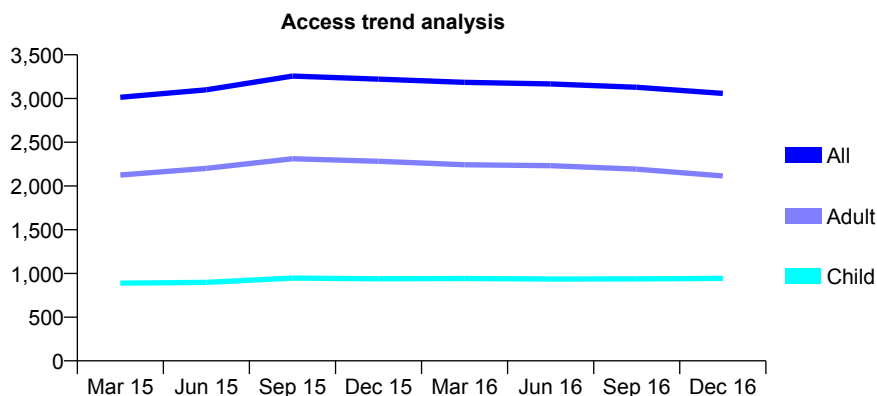
Q57 - Vital Signs At a Glance Contract Report for 843482/0001 - December 2016

Name or company name	MR D SHABAHANG
Contract type name	Pilot Contract
Purpose of contract	General
Contract start date	01/04/2006
Contract end date	

16/17 Contracted general activity (UDA)	11,447
Carry forward general activity (UDA)	0
16/17 Contracted orthodontic activity (UOA)	0
Carry forward orthodontic activity (UOA)	0
Baseline contract value	£282,805.02

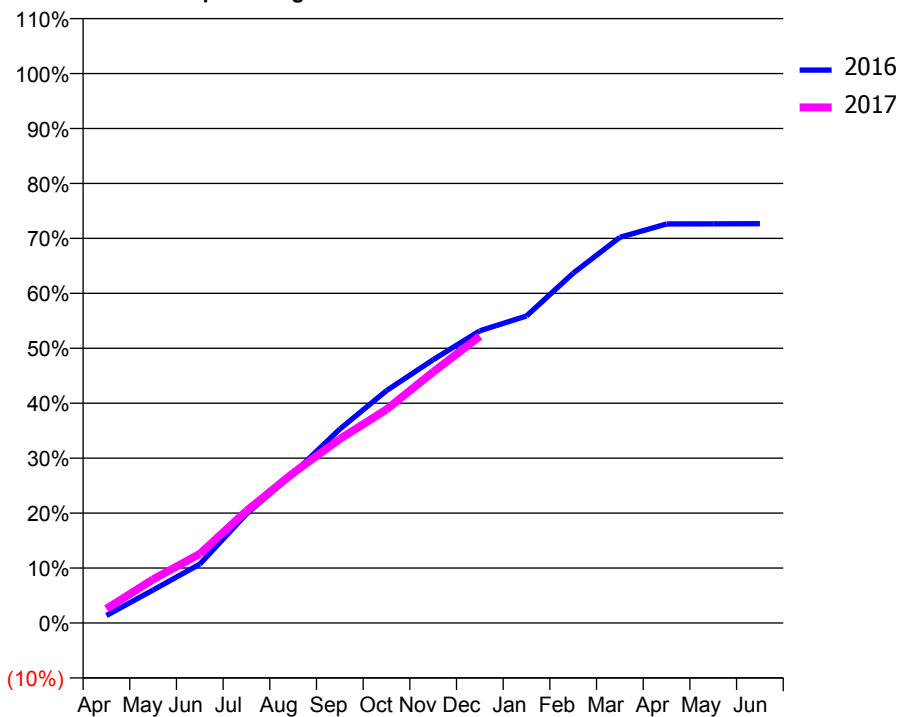
ACCESS*

Patients seen in 24 months	Total	Change since previous quarter
Quarter ending December 2015	3,222	
Quarter ending March 2016	3,185	↓
Quarter ending June 2016	3,167	→
Quarter ending September 2016	3,129	↓
Quarter ending December 2016	3,058	↓
Variance since December 2015	(5.1%)	↓



ACTIVITY

Cumulative percentage of contracted UDA delivered 2016 & 2017



Month	Adjusted Scheduled Activity (UDA)	
	2016	2017
April	158	295
May	686	909
June	1,226	1,439
July	2,273	2,336
August	3,113	3,124
September	4,039	3,831
October	4,840	4,448
November	5,485	5,228
December	6,088	5,974
January	6,397	
February	7,288	
March	8,036	
April	8,313	
May	8,314	
June	8,317	

QUALITY

	Quantity	Base Number	Contract	AT	Region	England
% of FP17s for the same patient ID Re-attending within 3 months - Children	52	971	5.4%	10.7%	12.1%	12.4%
% of FP17s for the same patient ID Re-attending within 3 months - Adults	178	1,805	9.9%	15.2%	15.9%	16.6%
% of FP17s for the same patient ID Re-attending between 3 & 9 months - Children	631	971	65.0%	55.5%	58.6%	57.5%
% of FP17s for the same patient ID Re-attending between 3 & 9 months - Adults	1,093	1,805	60.6%	48.9%	51.5%	50.4%
% of FP17s for Band 1 Urgent Courses	75	2,588	2.9%	8.5%	8.0%	9.1%
% of FP17s Relating to Free Repair or Replacements	9	2,588	0.3%	0.8%	0.8%	0.8%
% of FP17s Relating to Continuations	4	2,588	0.2%	1.1%	1.2%	1.3%
% of Patients satisfied with the dentistry they have received	9	9	N/A	93.6%	92.8%	92.7%
% of Patients satisfied with the time they had to wait for an appointment	7	9	N/A	90.7%	89.2%	88.8%

* This is based on patients treated on this contract for their most recent course of treatment. Figures in italics indicate the base number of FP17s or Patient Questionnaire responses are less than 100. N/A is shown where the base number of responses is less than 10 during the period. % is calculated as Quantity/Base number*100

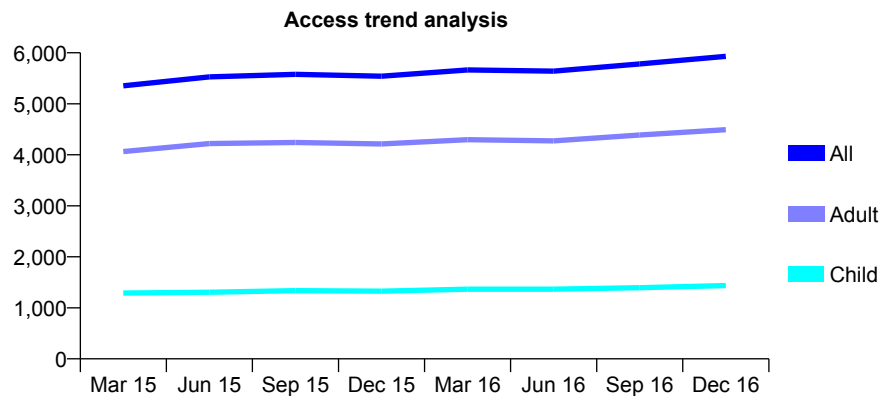
Q57 - Vital Signs At a Glance Contract Report for 843865/0001 - December 2016

Name or company name	MR S MARZBANI
Contract type name	GDS Contract
Purpose of contract	General
Contract start date	01/04/2006
Contract end date	

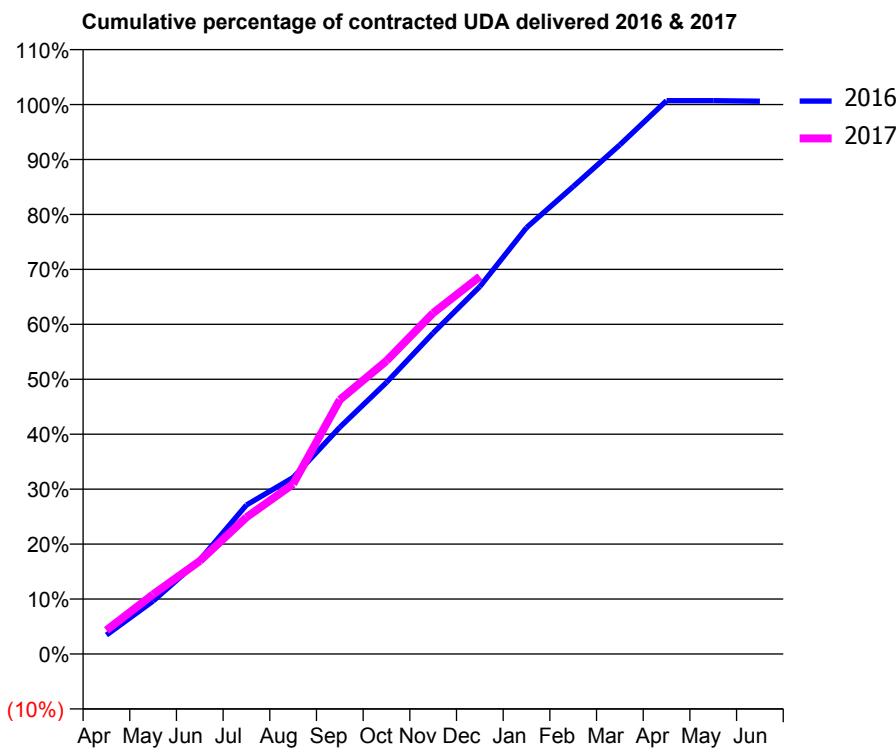
16/17 Contracted general activity (UDA)	14,715
Carry forward general activity (UDA)	-88
16/17 Contracted orthodontic activity (UOA)	0
Carry forward orthodontic activity (UOA)	0
Baseline contract value	£340,536.86

ACCESS*

Patients seen in 24 months	Total	Change since previous quarter
Quarter ending December 2015	5,540	
Quarter ending March 2016	5,663	↑
Quarter ending June 2016	5,641	→
Quarter ending September 2016	5,782	↑
Quarter ending December 2016	5,931	↑
Variance since December 2015	7.1%	↑



ACTIVITY



Month	Adjusted Scheduled Activity (UDA)	
	2016	2017
April	508	636
May	1,419	1,597
June	2,519	2,491
July	3,992	3,663
August	4,726	4,552
September	6,072	6,807
October	7,271	7,850
November	8,596	9,131
December	9,840	10,106
January	11,420	
February	12,519	
March	13,634	
April	14,818	
May	14,818	
June	14,803	

QUALITY

	Quantity	Base Number	Contract	AT	Region	England
% of FP17s for the same patient ID Re-attending within 3 months - Children	275	1,728	15.9%	10.7%	12.1%	12.4%
% of FP17s for the same patient ID Re-attending within 3 months - Adults	444	4,345	10.2%	15.2%	15.9%	16.6%
% of FP17s for the same patient ID Re-attending between 3 & 9 months - Children	887	1,728	51.3%	55.5%	58.6%	57.5%
% of FP17s for the same patient ID Re-attending between 3 & 9 months - Adults	2,217	4,345	51.0%	48.9%	51.5%	50.4%
% of FP17s for Band 1 Urgent Courses	53	5,438	1.0%	8.5%	8.0%	9.1%
% of FP17s Relating to Free Repair or Replacements	18	5,438	0.3%	0.8%	0.8%	0.8%
% of FP17s Relating to Continuations	41	5,438	0.8%	1.1%	1.2%	1.3%
% of Patients satisfied with the dentistry they have received	7	7	N/A	93.6%	92.8%	92.7%
% of Patients satisfied with the time they had to wait for an appointment	6	7	N/A	90.7%	89.2%	88.8%

* This is based on patients treated on this contract for their most recent course of treatment. Figures in italics indicate the base number of FP17s or Patient Questionnaire responses are less than 100. N/A is shown where the base number of responses is less than 10 during the period. % is calculated as Quantity/Base number*100

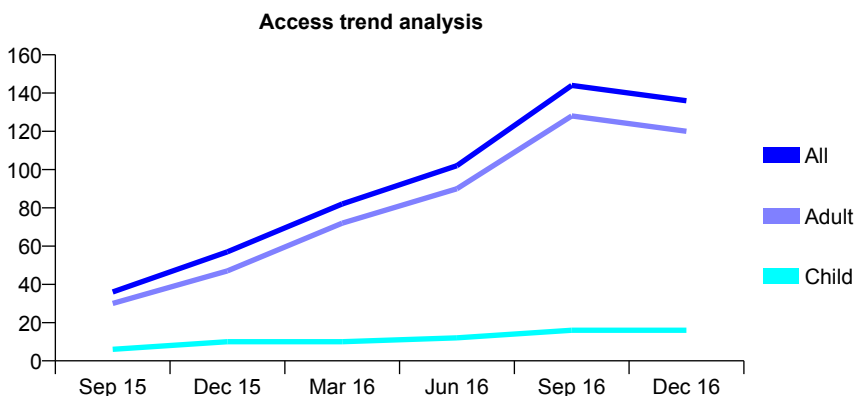
Q57 - Vital Signs At a Glance Contract Report for 846325/0001 - December 2016

Name or company name	MRS K OSSANLOO-DASTANI
Contract type name	PDS Contract
Purpose of contract	General
Contract start date	01/04/2015
Contract end date	31/03/2017

16/17 Contracted general activity (UDA)	854
Carry forward general activity (UDA)	0
16/17 Contracted orthodontic activity (UOA)	0
Carry forward orthodontic activity (UOA)	0
Baseline contract value	£26,162.40

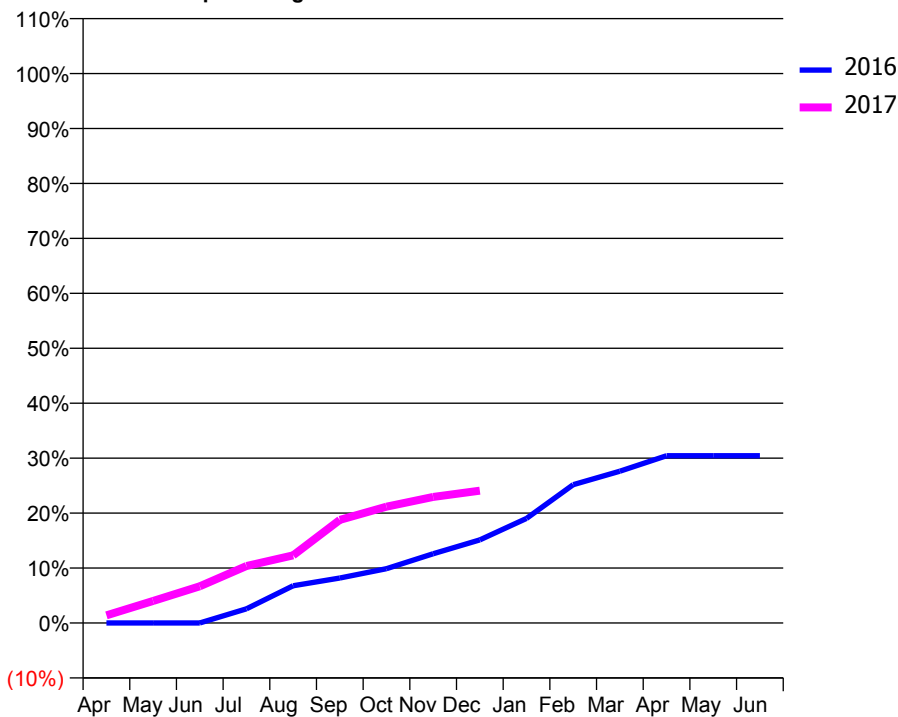
ACCESS*

Patients seen in 24 months	Total	Change since previous quarter
Quarter ending December 2015	57	
Quarter ending March 2016	82	↑
Quarter ending June 2016	102	↑
Quarter ending September 2016	144	↑
Quarter ending December 2016	136	↓
Variance since December 2015	138.6%	↑



ACTIVITY

Cumulative percentage of contracted UDA delivered 2016 & 2017



Month	Adjusted Scheduled Activity (UDA)	
	2016	2017
April	0	12
May	0	34
June	0	57
July	22	89
August	58	105
September	70	160
October	84	181
November	108	196
December	129	206
January	163	
February	215	
March	236	
April	260	
May	260	
June	260	

QUALITY

	Quantity	Base Number	Contract	AT	Region	England
% of FP17s for the same patient ID Re-attending within 3 months - Children	0	17	0.0%	10.7%	12.1%	12.4%
% of FP17s for the same patient ID Re-attending within 3 months - Adults	1	172	0.6%	15.2%	15.9%	16.6%
% of FP17s for the same patient ID Re-attending between 3 & 9 months - Children	0	17	0.0%	55.5%	58.6%	57.5%
% of FP17s for the same patient ID Re-attending between 3 & 9 months - Adults	0	172	0.0%	48.9%	51.5%	50.4%
% of FP17s for Band 1 Urgent Courses	163	169	96.4%	8.5%	8.0%	9.1%
% of FP17s Relating to Free Repair or Replacements	0	169	0.0%	0.8%	0.8%	0.8%
% of FP17s Relating to Continuations	0	169	0.0%	1.1%	1.2%	1.3%
% of Patients satisfied with the dentistry they have received	0	0	N/A	93.6%	92.8%	92.7%
% of Patients satisfied with the time they had to wait for an appointment	0	0	N/A	90.7%	89.2%	88.8%

* This is based on patients treated on this contract for their most recent course of treatment. Figures in italics indicate the base number of FP17s or Patient Questionnaire responses are less than 100. N/A is shown where the base number of responses is less than 10 during the period. % is calculated as Quantity/Base number*100

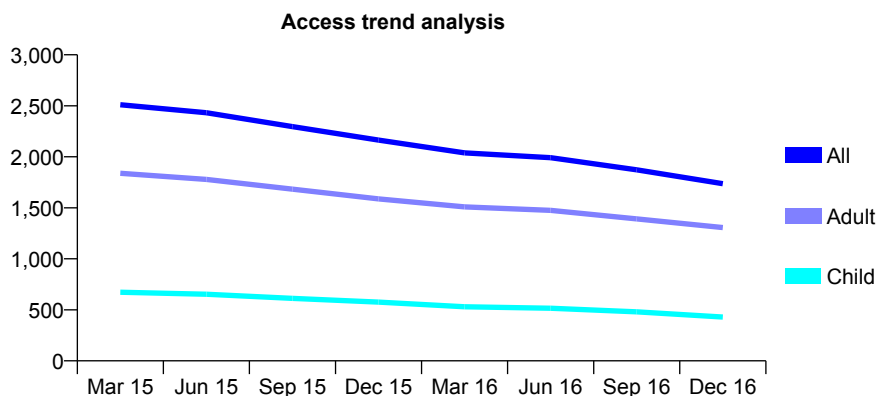
Q57 - Vital Signs At a Glance Contract Report for 854689/0001 - December 2016

Name or company name	MR A RASHID
Contract type name	GDS Contract
Purpose of contract	General
Contract start date	01/04/2006
Contract end date	

16/17 Contracted general activity (UDA)	10,000
Carry forward general activity (UDA)	0
16/17 Contracted orthodontic activity (UOA)	0
Carry forward orthodontic activity (UOA)	0
Baseline contract value	£229,001.42

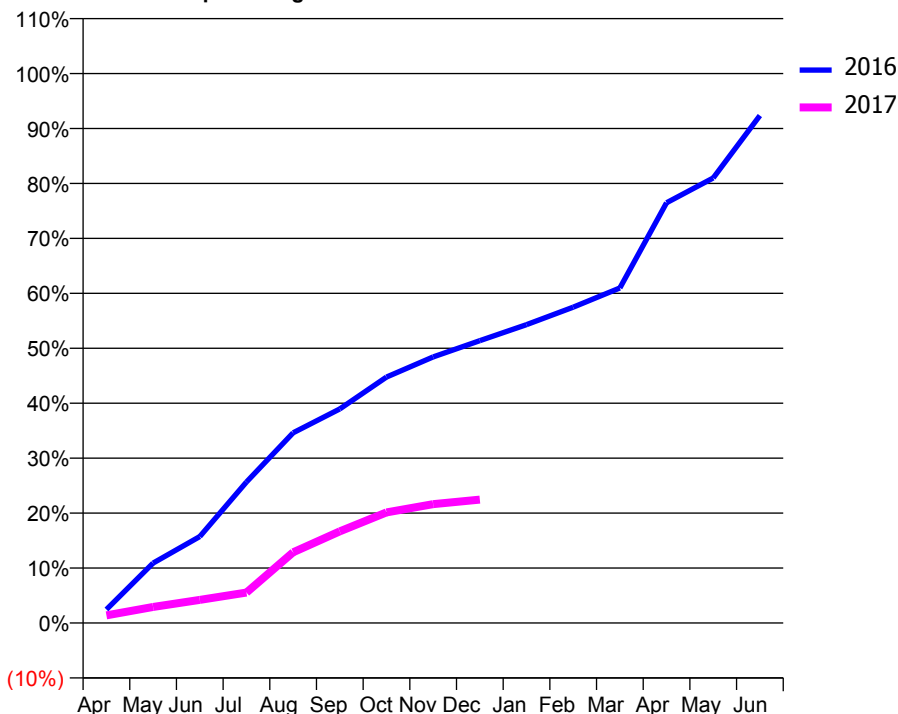
ACCESS*

Patients seen in 24 months	Total	Change since previous quarter
Quarter ending December 2015	2,164	
Quarter ending March 2016	2,039	↓
Quarter ending June 2016	1,991	↓
Quarter ending September 2016	1,872	↓
Quarter ending December 2016	1,736	↓
Variance since December 2015	(19.8%)	↓



ACTIVITY

Cumulative percentage of contracted UDA delivered 2016 & 2017



Month	Adjusted Scheduled Activity (UDA)	
	2016	2017
April	245	140
May	1,091	293
June	1,573	422
July	2,567	555
August	3,461	1,287
September	3,896	1,669
October	4,477	2,014
November	4,843	2,162
December	5,139	2,247
January	5,430	
February	5,748	
March	6,097	
April	7,648	
May	8,100	
June	9,234	

QUALITY

	Quantity	Base Number	Contract	AT	Region	England
% of FP17s for the same patient ID Re-attending within 3 months - Children	32	475	6.7%	10.7%	12.1%	12.4%
% of FP17s for the same patient ID Re-attending within 3 months - Adults	217	1,380	15.7%	15.2%	15.9%	16.6%
% of FP17s for the same patient ID Re-attending between 3 & 9 months - Children	289	475	60.8%	55.5%	58.6%	57.5%
% of FP17s for the same patient ID Re-attending between 3 & 9 months - Adults	733	1,380	53.1%	48.9%	51.5%	50.4%
% of FP17s for Band 1 Urgent Courses	139	980	14.2%	8.5%	8.0%	9.1%
% of FP17s Relating to Free Repair or Replacements	24	980	2.4%	0.8%	0.8%	0.8%
% of FP17s Relating to Continuations	6	980	0.6%	1.1%	1.2%	1.3%
% of Patients satisfied with the dentistry they have received	3	3	N/A	93.6%	92.8%	92.7%
% of Patients satisfied with the time they had to wait for an appointment	2	3	N/A	90.7%	89.2%	88.8%

* This is based on patients treated on this contract for their most recent course of treatment. Figures in italics indicate the base number of FP17s or Patient Questionnaire responses are less than 100. N/A is shown where the base number of responses is less than 10 during the period. % is calculated as Quantity/Base number*100

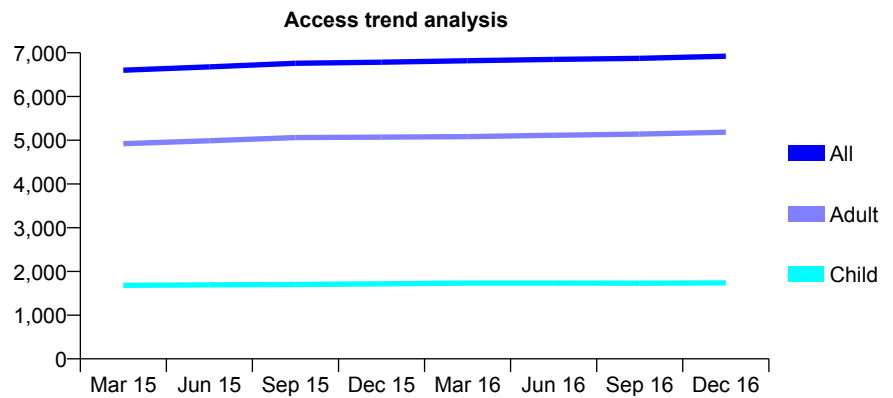
Q57 - Vital Signs At a Glance Contract Report for 855626/0002 - December 2016

Name or company name	Langdon Hills Dental Care
Contract type name	GDS Contract
Purpose of contract	General
Contract start date	13/12/2011
Contract end date	

16/17 Contracted general activity (UDA)	15,588
Carry forward general activity (UDA)	-134
16/17 Contracted orthodontic activity (UOA)	0
Carry forward orthodontic activity (UOA)	0
Baseline contract value	£410,806.60

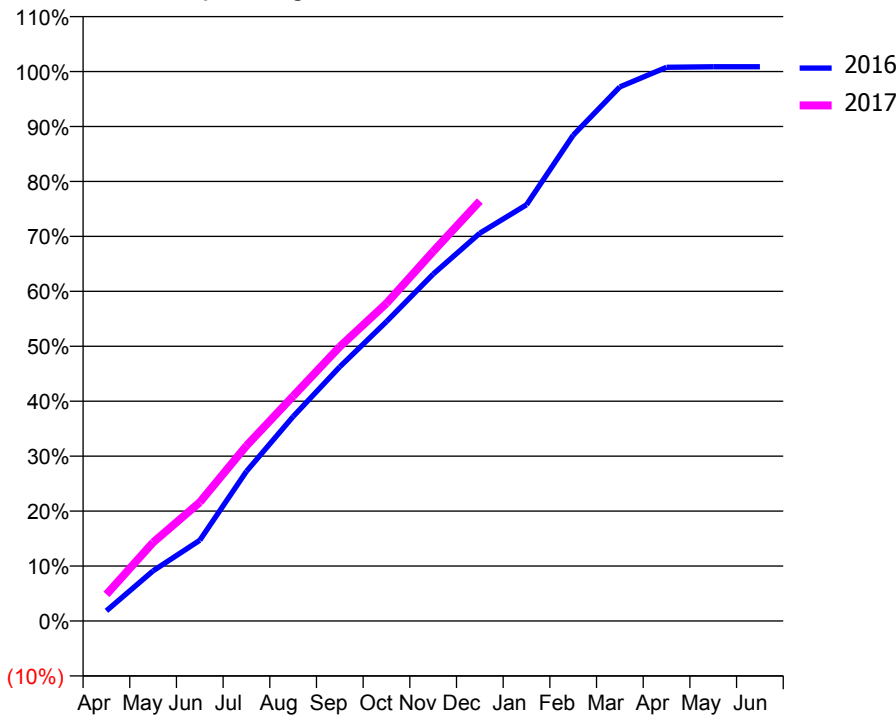
ACCESS*

Patients seen in 24 months	Total	Change since previous quarter
Quarter ending December 2015	6,786	
Quarter ending March 2016	6,818	→
Quarter ending June 2016	6,848	→
Quarter ending September 2016	6,872	→
Quarter ending December 2016	6,922	→
Variance since December 2015	2.0%	↑



ACTIVITY

Cumulative percentage of contracted UDA delivered 2016 & 2017



Month	Adjusted Scheduled Activity (UDA)	
	2016	2017
April	291	754
May	1,424	2,232
June	2,291	3,369
July	4,246	4,973
August	5,801	6,378
September	7,213	7,782
October	8,495	9,014
November	9,841	10,483
December	11,002	11,914
January	11,807	
February	13,782	
March	15,154	
April	15,709	
May	15,722	
June	15,722	

QUALITY

	Quantity	Base Number	Contract	AT	Region	England
% of FP17s for the same patient ID Re-attending within 3 months - Children	127	1,573	8.1%	10.7%	12.1%	12.4%
% of FP17s for the same patient ID Re-attending within 3 months - Adults	872	4,590	19.0%	15.2%	15.9%	16.6%
% of FP17s for the same patient ID Re-attending between 3 & 9 months - Children	668	1,573	42.5%	55.5%	58.6%	57.5%
% of FP17s for the same patient ID Re-attending between 3 & 9 months - Adults	1,703	4,590	37.1%	48.9%	51.5%	50.4%
% of FP17s for Band 1 Urgent Courses	837	5,832	14.4%	8.5%	8.0%	9.1%
% of FP17s Relating to Free Repair or Replacements	66	5,832	1.1%	0.8%	0.8%	0.8%
% of FP17s Relating to Continuations	117	5,832	2.0%	1.1%	1.2%	1.3%
% of Patients satisfied with the dentistry they have received	11	12	91.7%	93.6%	92.8%	92.7%
% of Patients satisfied with the time they had to wait for an appointment	9	12	75.0%	90.7%	89.2%	88.8%

* This is based on patients treated on this contract for their most recent course of treatment. Figures in italics indicate the base number of FP17s or Patient Questionnaire responses are less than 100. N/A is shown where the base number of responses is less than 10 during the period. % is calculated as Quantity/Base number*100

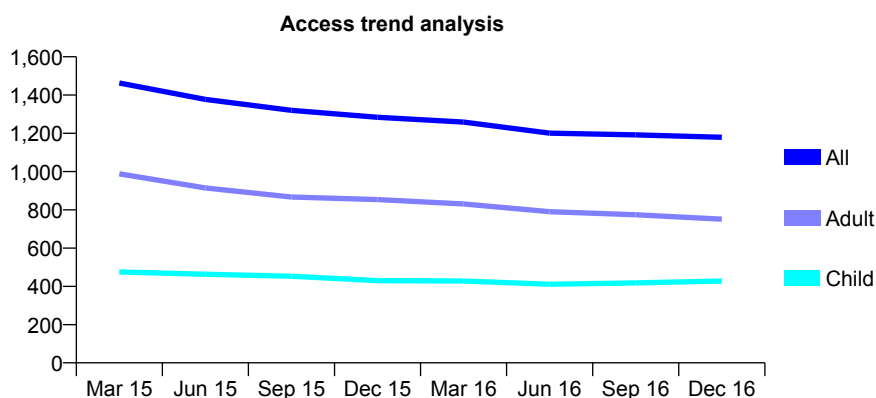
Q57 - Vital Signs At a Glance Contract Report for 861065/0001 - December 2016

Name or company name	MRS DO GAWLEY
Contract type name	GDS Contract
Purpose of contract	General
Contract start date	01/04/2006
Contract end date	

16/17 Contracted general activity (UDA)	4,051
Carry forward general activity (UDA)	0
16/17 Contracted orthodontic activity (UOA)	0
Carry forward orthodontic activity (UOA)	0
Baseline contract value	£98,440.82

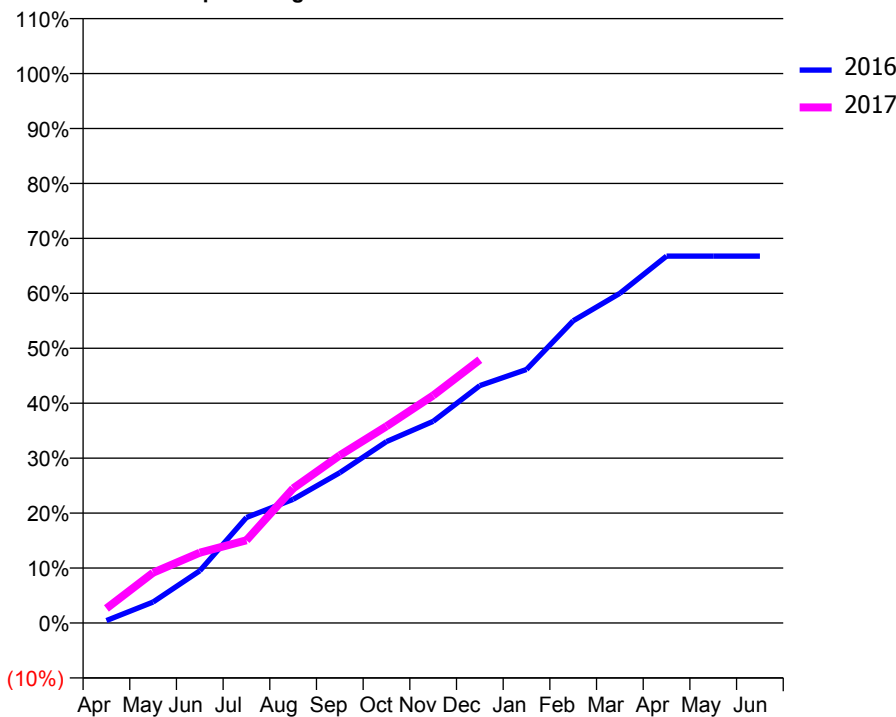
ACCESS*

Patients seen in 24 months	Total	Change since previous quarter
Quarter ending December 2015	1,284	
Quarter ending March 2016	1,259	↓
Quarter ending June 2016	1,201	↓
Quarter ending September 2016	1,192	→
Quarter ending December 2016	1,179	↓
Variance since December 2015	(8.2%)	↓



ACTIVITY

Cumulative percentage of contracted UDA delivered 2016 & 2017



Month	Adjusted Scheduled Activity (UDA)	
	2016	2017
April	18	107
May	155	371
June	384	518
July	778	610
August	912	992
September	1,108	1,236
October	1,337	1,451
November	1,486	1,677
December	1,751	1,941
January	1,869	
February	2,228	
March	2,431	
April	2,705	
May	2,705	
June	2,705	

QUALITY

	Quantity	Base Number	Contract	AT	Region	England
% of FP17s for the same patient ID Re-attending within 3 months - Children	61	528	11.6%	10.7%	12.1%	12.4%
% of FP17s for the same patient ID Re-attending within 3 months - Adults	93	759	12.3%	15.2%	15.9%	16.6%
% of FP17s for the same patient ID Re-attending between 3 & 9 months - Children	280	528	53.0%	55.5%	58.6%	57.5%
% of FP17s for the same patient ID Re-attending between 3 & 9 months - Adults	433	759	57.0%	48.9%	51.5%	50.4%
% of FP17s for Band 1 Urgent Courses	93	1,101	8.4%	8.5%	8.0%	9.1%
% of FP17s Relating to Free Repair or Replacements	1	1,101	0.1%	0.8%	0.8%	0.8%
% of FP17s Relating to Continuations	10	1,101	0.9%	1.1%	1.2%	1.3%
% of Patients satisfied with the dentistry they have received	2	2	N/A	93.6%	92.8%	92.7%
% of Patients satisfied with the time they had to wait for an appointment	2	2	N/A	90.7%	89.2%	88.8%

* This is based on patients treated on this contract for their most recent course of treatment. Figures in italics indicate the base number of FP17s or Patient Questionnaire responses are less than 100. N/A is shown where the base number of responses is less than 10 during the period. % is calculated as Quantity/Base number*100

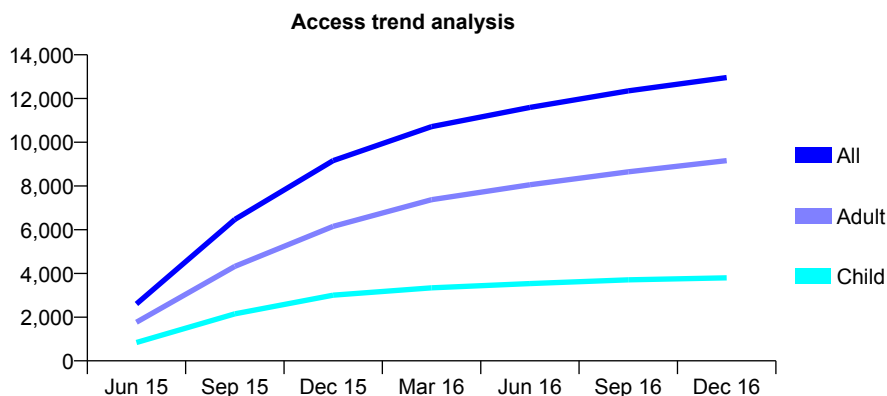
Q57 - Vital Signs At a Glance Contract Report for 866113/0001 - December 2016

Name or company name	MS N KOTECHA
Contract type name	GDS Contract
Purpose of contract	General
Contract start date	01/05/2015
Contract end date	

16/17 Contracted general activity (UDA)	36,497
Carry forward general activity (UDA)	514
16/17 Contracted orthodontic activity (UOA)	0
Carry forward orthodontic activity (UOA)	0
Baseline contract value	£896,069.88

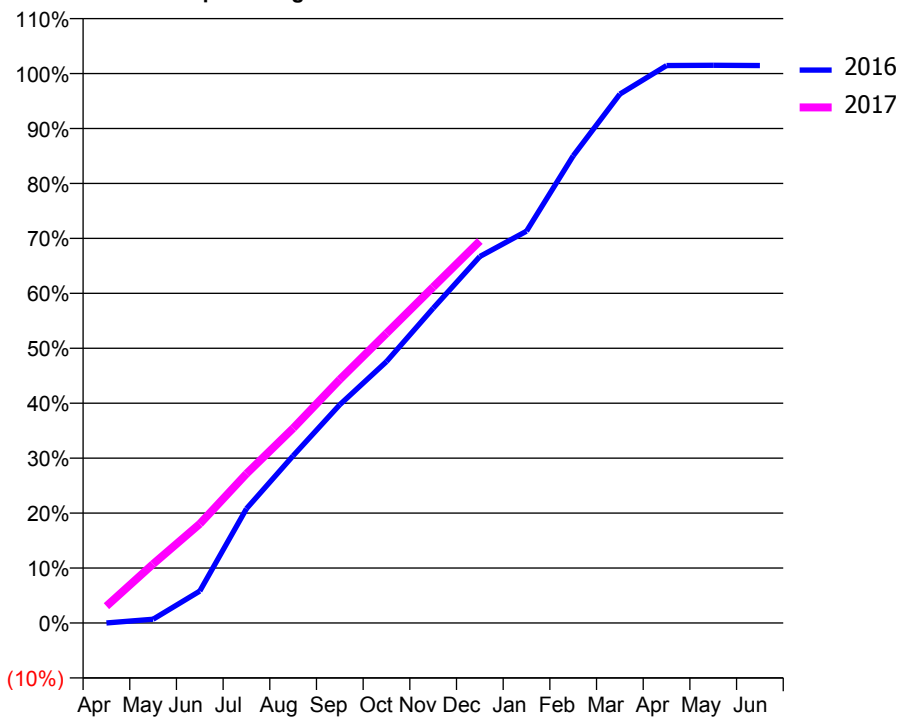
ACCESS*

Patients seen in 24 months	Total	Change since previous quarter
Quarter ending December 2015	9,157	
Quarter ending March 2016	10,717	↑
Quarter ending June 2016	11,593	↑
Quarter ending September 2016	12,348	↑
Quarter ending December 2016	12,957	↑
Variance since December 2015	41.5%	↑



ACTIVITY

Cumulative percentage of contracted UDA delivered 2016 & 2017



Month	Adjusted Scheduled Activity (UDA)	
	2016	2017
April	0	1,122
May	228	3,923
June	1,946	6,586
July	6,966	9,913
August	10,182	12,932
September	13,293	16,174
October	15,916	19,237
November	19,165	22,313
December	22,318	25,366
January	23,857	
February	28,447	
March	32,203	
April	33,939	
May	33,953	
June	33,943	

QUALITY

	Quantity	Base Number	Contract	AT	Region	England
% of FP17s for the same patient ID Re-attending within 3 months - Children	235	4,324	5.4%	10.7%	12.1%	12.4%
% of FP17s for the same patient ID Re-attending within 3 months - Adults	1,026	9,353	11.0%	15.2%	15.9%	16.6%
% of FP17s for the same patient ID Re-attending between 3 & 9 months - Children	2,945	4,324	68.1%	55.5%	58.6%	57.5%
% of FP17s for the same patient ID Re-attending between 3 & 9 months - Adults	5,321	9,353	56.9%	48.9%	51.5%	50.4%
% of FP17s for Band 1 Urgent Courses	833	12,959	6.4%	8.5%	8.0%	9.1%
% of FP17s Relating to Free Repair or Replacements	92	12,959	0.7%	0.8%	0.8%	0.8%
% of FP17s Relating to Continuations	61	12,959	0.5%	1.1%	1.2%	1.3%
% of Patients satisfied with the dentistry they have received	24	26	92.3%	93.6%	92.8%	92.7%
% of Patients satisfied with the time they had to wait for an appointment	24	26	92.3%	90.7%	89.2%	88.8%

* This is based on patients treated on this contract for their most recent course of treatment. Figures in italics indicate the base number of FP17s or Patient Questionnaire responses are less than 100. N/A is shown where the base number of responses is less than 10 during the period. % is calculated as Quantity/Base number*100

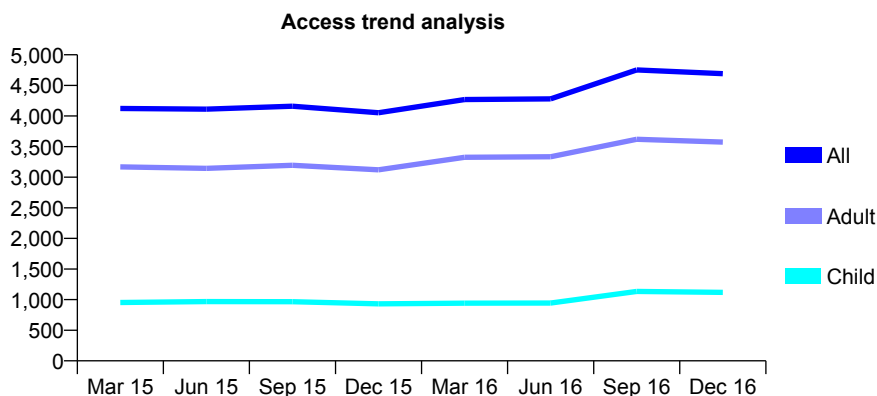
Q57 - Vital Signs At a Glance Contract Report for 890944/0001 - December 2016

Name or company name	MR AF CLOUGH
Contract type name	GDS Contract
Purpose of contract	General
Contract start date	01/04/2006
Contract end date	

16/17 Contracted general activity (UDA)	11,980
Carry forward general activity (UDA)	216
16/17 Contracted orthodontic activity (UOA)	0
Carry forward orthodontic activity (UOA)	0
Baseline contract value	£334,865.21

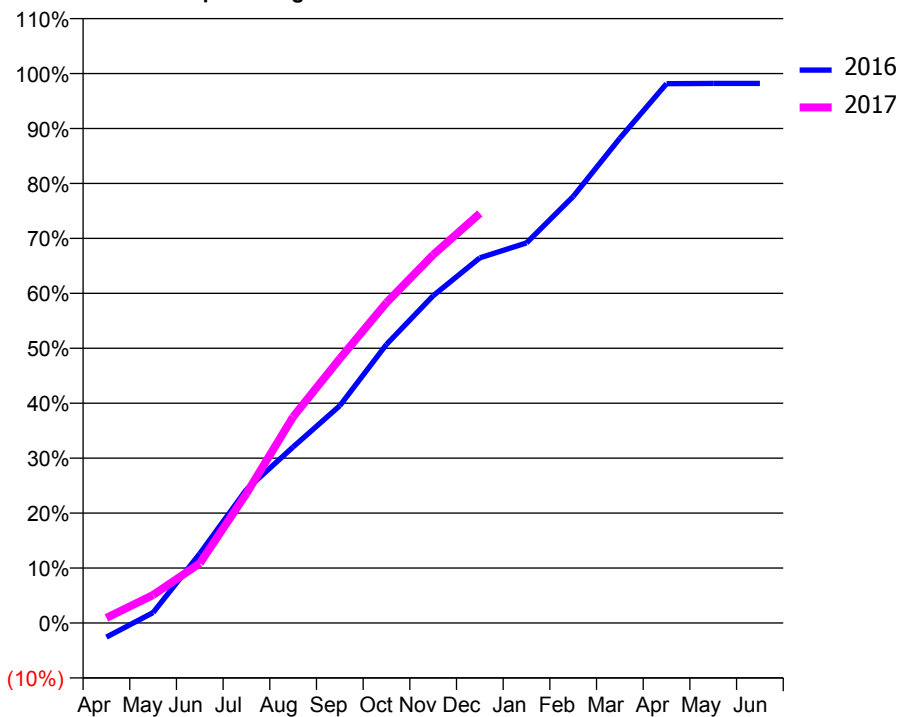
ACCESS*

Patients seen in 24 months	Total	Change since previous quarter
Quarter ending December 2015	4,053	
Quarter ending March 2016	4,269	↑
Quarter ending June 2016	4,279	→
Quarter ending September 2016	4,753	↑
Quarter ending December 2016	4,692	↓
Variance since December 2015	15.8%	↑



ACTIVITY

Cumulative percentage of contracted UDA delivered 2016 & 2017



Month	Adjusted Scheduled Activity (UDA)	
	2016	2017
April	-311	111
May	228	612
June	1,514	1,302
July	2,912	2,825
August	3,839	4,496
September	4,738	5,764
October	6,075	6,986
November	7,136	8,028
December	7,962	8,930
January	8,287	
February	9,297	
March	10,570	
April	11,757	
May	11,764	
June	11,764	

QUALITY

	Quantity	Base Number	Contract	AT	Region	England
% of FP17s for the same patient ID Re-attending within 3 months - Children	58	1,200	4.8%	10.7%	12.1%	12.4%
% of FP17s for the same patient ID Re-attending within 3 months - Adults	298	3,358	8.9%	15.2%	15.9%	16.6%
% of FP17s for the same patient ID Re-attending between 3 & 9 months - Children	320	1,200	26.7%	55.5%	58.6%	57.5%
% of FP17s for the same patient ID Re-attending between 3 & 9 months - Adults	706	3,358	21.0%	48.9%	51.5%	50.4%
% of FP17s for Band 1 Urgent Courses	578	4,146	13.9%	8.5%	8.0%	9.1%
% of FP17s Relating to Free Repair or Replacements	40	4,146	1.0%	0.8%	0.8%	0.8%
% of FP17s Relating to Continuations	15	4,146	0.4%	1.1%	1.2%	1.3%
% of Patients satisfied with the dentistry they have received	8	10	80.0%	93.6%	92.8%	92.7%
% of Patients satisfied with the time they had to wait for an appointment	7	10	70.0%	90.7%	89.2%	88.8%

* This is based on patients treated on this contract for their most recent course of treatment. Figures in italics indicate the base number of FP17s or Patient Questionnaire responses are less than 100. N/A is shown where the base number of responses is less than 10 during the period. % is calculated as Quantity/Base number*100

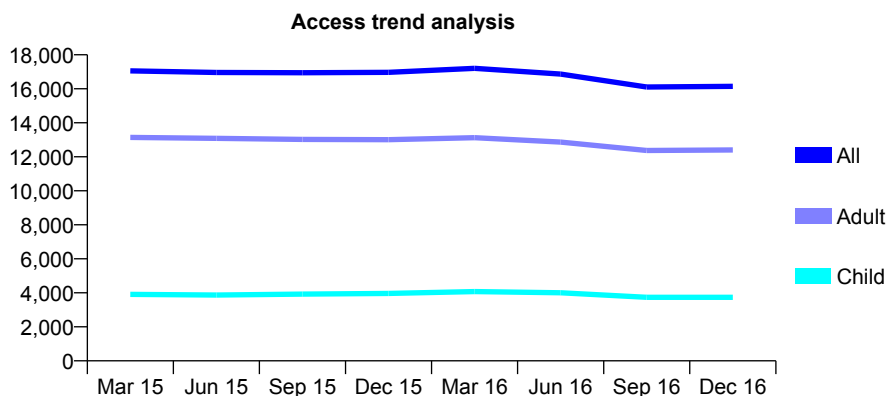
Q57 - Vital Signs At a Glance Contract Report for 890944/0002 - December 2016

Name or company name	MR AF CLOUGH
Contract type name	GDS Contract
Purpose of contract	General
Contract start date	01/04/2006
Contract end date	

16/17 Contracted general activity (UDA)	45,858
Carry forward general activity (UDA)	-254
16/17 Contracted orthodontic activity (UOA)	0
Carry forward orthodontic activity (UOA)	0
Baseline contract value	£1,407,511.53

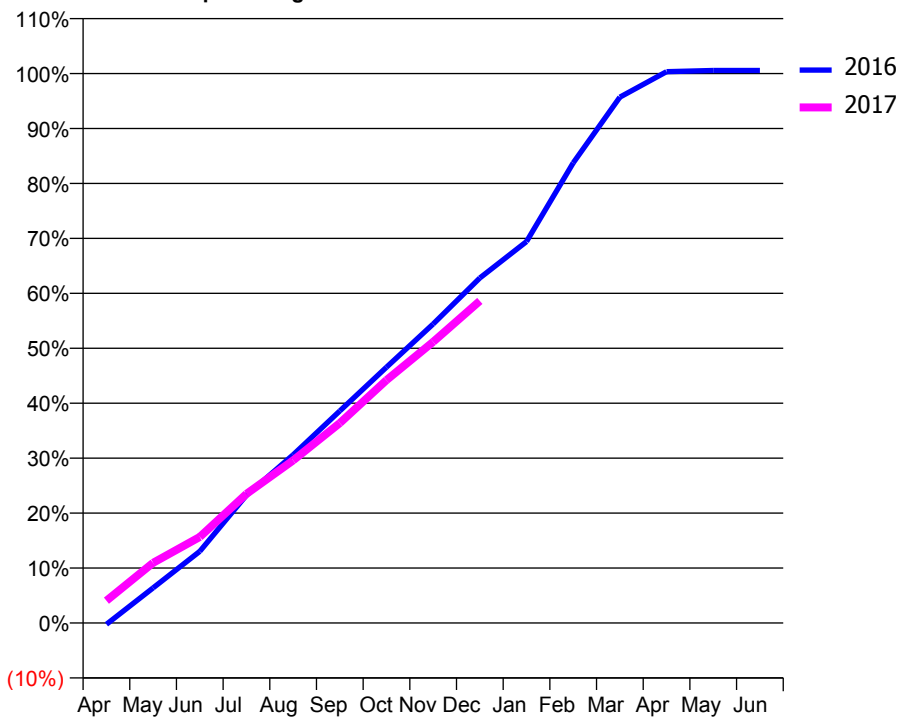
ACCESS*

Patients seen in 24 months	Total	Change since previous quarter
Quarter ending December 2015	16,970	
Quarter ending March 2016	17,202	→
Quarter ending June 2016	16,868	↓
Quarter ending September 2016	16,106	↓
Quarter ending December 2016	16,146	→
Variance since December 2015	(4.9%)	↓



ACTIVITY

Cumulative percentage of contracted UDA delivered 2016 & 2017



Month	Adjusted Scheduled Activity (UDA)	
	2016	2017
April	-112	1,868
May	2,929	5,024
June	5,981	7,186
July	10,668	10,775
August	14,034	13,568
September	17,704	16,688
October	21,348	20,275
November	24,955	23,470
December	28,800	26,882
January	31,831	
February	38,396	
March	43,881	
April	46,011	
May	46,107	
June	46,112	

QUALITY

	Quantity	Base Number	Contract	AT	Region	England
% of FP17s for the same patient ID Re-attending within 3 months - Children	205	3,398	6.0%	10.7%	12.1%	12.4%
% of FP17s for the same patient ID Re-attending within 3 months - Adults	1,651	10,126	16.3%	15.2%	15.9%	16.6%
% of FP17s for the same patient ID Re-attending between 3 & 9 months - Children	1,641	3,398	48.3%	55.5%	58.6%	57.5%
% of FP17s for the same patient ID Re-attending between 3 & 9 months - Adults	3,513	10,126	34.7%	48.9%	51.5%	50.4%
% of FP17s for Band 1 Urgent Courses	2,241	12,576	17.8%	8.5%	8.0%	9.1%
% of FP17s Relating to Free Repair or Replacements	188	12,576	1.5%	0.8%	0.8%	0.8%
% of FP17s Relating to Continuations	88	12,576	0.7%	1.1%	1.2%	1.3%
% of Patients satisfied with the dentistry they have received	29	32	90.6%	93.6%	92.8%	92.7%
% of Patients satisfied with the time they had to wait for an appointment	25	32	78.1%	90.7%	89.2%	88.8%

* This is based on patients treated on this contract for their most recent course of treatment. Figures in italics indicate the base number of FP17s or Patient Questionnaire responses are less than 100. N/A is shown where the base number of responses is less than 10 during the period. % is calculated as Quantity/Base number*100

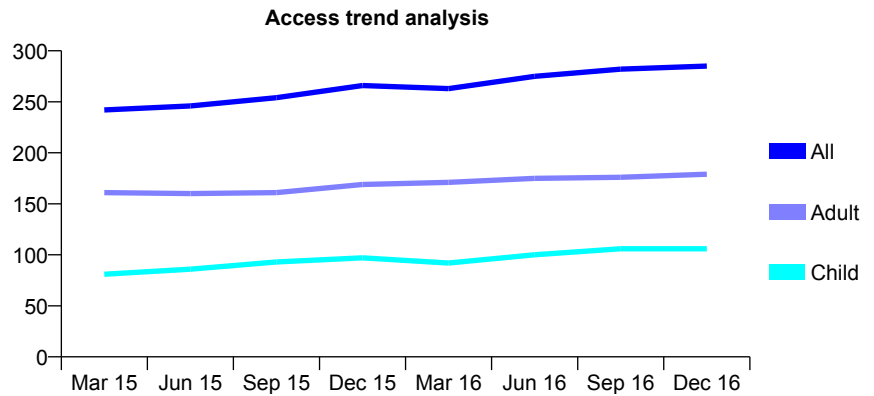
Q57 - Vital Signs At a Glance Contract Report for 907456/0001 - December 2016

Name or company name	MR NV PANDYA
Contract type name	GDS Contract
Purpose of contract	General
Contract start date	01/04/2006
Contract end date	

16/17 Contracted general activity (UDA)	621
Carry forward general activity (UDA)	-12
16/17 Contracted orthodontic activity (UOA)	0
Carry forward orthodontic activity (UOA)	0
Baseline contract value	£16,304.59

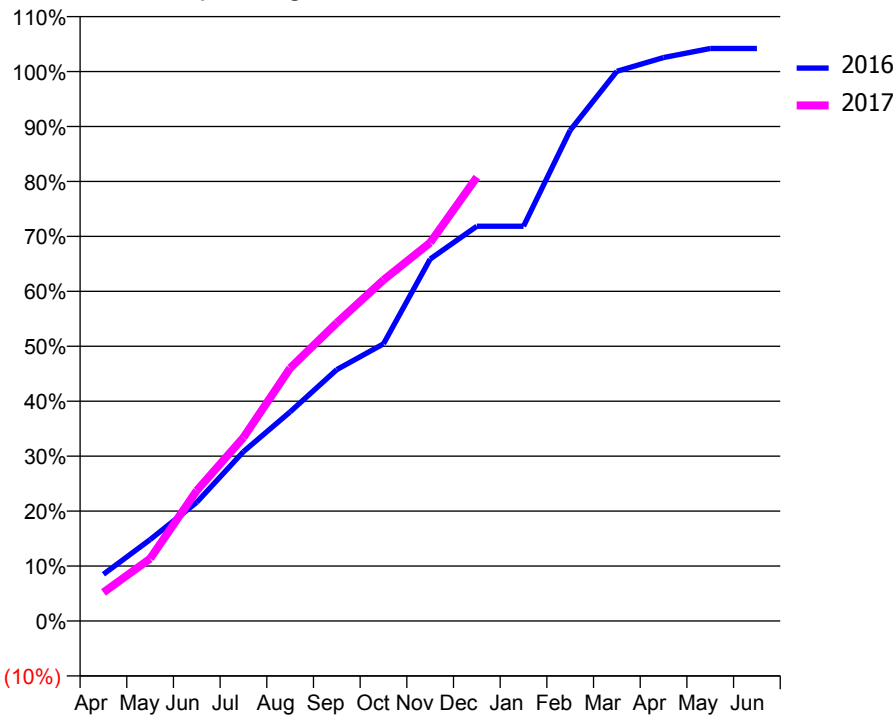
ACCESS*

Patients seen in 24 months	Total	Change since previous quarter
Quarter ending December 2015	266	
Quarter ending March 2016	263	↓
Quarter ending June 2016	275	↑
Quarter ending September 2016	282	↑
Quarter ending December 2016	285	→
Variance since December 2015	7.1%	↑



ACTIVITY

Cumulative percentage of contracted UDA delivered 2016 & 2017



Month	Adjusted Scheduled Activity (UDA)	
	2016	2017
April	53	32
May	92	70
June	134	147
July	191	207
August	236	286
September	284	337
October	313	385
November	409	428
December	446	502
January	446	
February	555	
March	621	
April	637	
May	647	
June	647	

QUALITY

	Quantity	Base Number	Contract	AT	Region	England
% of FP17s for the same patient ID Re-attending within 3 months - Children	13	114	11.4%	10.7%	12.1%	12.4%
% of FP17s for the same patient ID Re-attending within 3 months - Adults	37	172	21.5%	15.2%	15.9%	16.6%
% of FP17s for the same patient ID Re-attending between 3 & 9 months - Children	29	114	25.4%	55.5%	58.6%	57.5%
% of FP17s for the same patient ID Re-attending between 3 & 9 months - Adults	74	172	43.0%	48.9%	51.5%	50.4%
% of FP17s for Band 1 Urgent Courses	8	265	3.0%	8.5%	8.0%	9.1%
% of FP17s Relating to Free Repair or Replacements	2	265	0.8%	0.8%	0.8%	0.8%
% of FP17s Relating to Continuations	7	265	2.6%	1.1%	1.2%	1.3%
% of Patients satisfied with the dentistry they have received	0	0	N/A	93.6%	92.8%	92.7%
% of Patients satisfied with the time they had to wait for an appointment	0	0	N/A	90.7%	89.2%	88.8%

* This is based on patients treated on this contract for their most recent course of treatment. Figures in italics indicate the base number of FP17s or Patient Questionnaire responses are less than 100. N/A is shown where the base number of responses is less than 10 during the period. % is calculated as Quantity/Base number*100

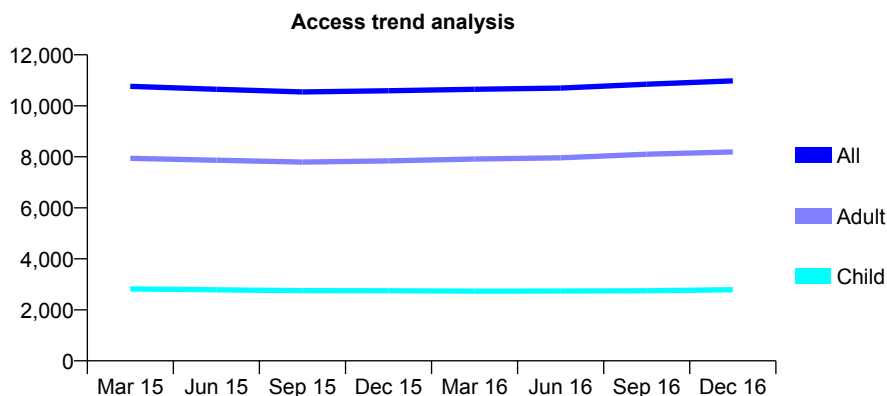
Q57 - Vital Signs At a Glance Contract Report for 911739/0001 - December 2016

Name or company name	MR DC WILKINSON
Contract type name	GDS Contract
Purpose of contract	General
Contract start date	01/04/2006
Contract end date	

16/17 Contracted general activity (UDA)	28,622
Carry forward general activity (UDA)	-270
16/17 Contracted orthodontic activity (UOA)	0
Carry forward orthodontic activity (UOA)	0
Baseline contract value	£706,292.55

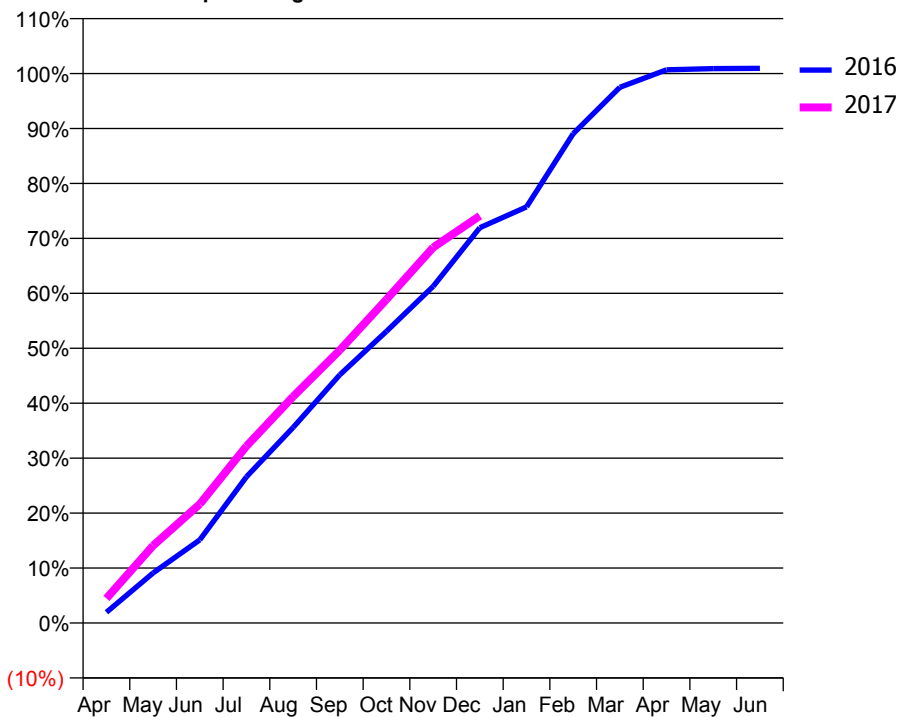
ACCESS*

Patients seen in 24 months	Total	Change since previous quarter
Quarter ending December 2015	10,593	
Quarter ending March 2016	10,648	→
Quarter ending June 2016	10,696	→
Quarter ending September 2016	10,848	→
Quarter ending December 2016	10,977	→
Variance since December 2015	3.6%	↑



ACTIVITY

Cumulative percentage of contracted UDA delivered 2016 & 2017



Month	Adjusted Scheduled Activity (UDA)	
	2016	2017
April	562	1,283
May	2,607	4,030
June	4,331	6,190
July	7,613	9,212
August	10,186	11,799
September	12,932	14,214
October	15,194	16,851
November	17,536	19,562
December	20,591	21,208
January	21,675	
February	25,490	
March	27,904	
April	28,814	
May	28,876	
June	28,892	

QUALITY

	Quantity	Base Number	Contract	AT	Region	England
% of FP17s for the same patient ID Re-attending within 3 months - Children	217	3,090	7.0%	10.7%	12.1%	12.4%
% of FP17s for the same patient ID Re-attending within 3 months - Adults	1,579	8,065	19.6%	15.2%	15.9%	16.6%
% of FP17s for the same patient ID Re-attending between 3 & 9 months - Children	1,799	3,090	58.2%	55.5%	58.6%	57.5%
% of FP17s for the same patient ID Re-attending between 3 & 9 months - Adults	3,484	8,065	43.2%	48.9%	51.5%	50.4%
% of FP17s for Band 1 Urgent Courses	863	10,252	8.4%	8.5%	8.0%	9.1%
% of FP17s Relating to Free Repair or Replacements	108	10,252	1.1%	0.8%	0.8%	0.8%
% of FP17s Relating to Continuations	346	10,252	3.4%	1.1%	1.2%	1.3%
% of Patients satisfied with the dentistry they have received	23	24	95.8%	93.6%	92.8%	92.7%
% of Patients satisfied with the time they had to wait for an appointment	24	24	100.0%	90.7%	89.2%	88.8%

* This is based on patients treated on this contract for their most recent course of treatment. Figures in italics indicate the base number of FP17s or Patient Questionnaire responses are less than 100. N/A is shown where the base number of responses is less than 10 during the period. % is calculated as Quantity/Base number*100

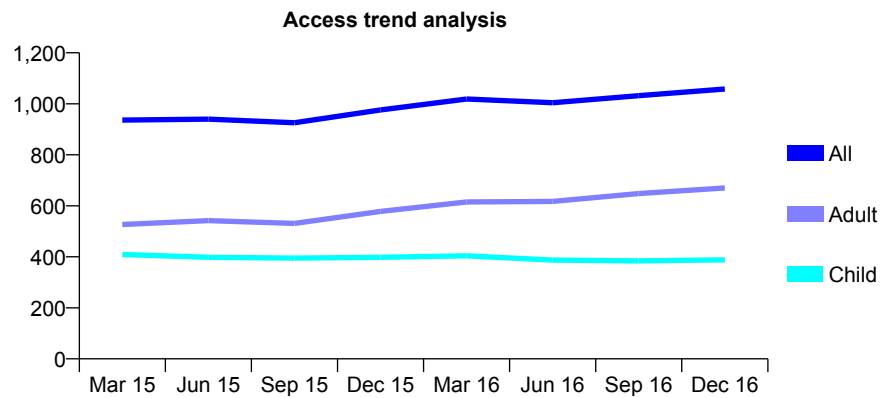
Q57 - Vital Signs At a Glance Contract Report for 913111/0002 - December 2016

Name or company name	MR J SINGH
Contract type name	GDS Contract
Purpose of contract	General
Contract start date	01/04/2009
Contract end date	

16/17 Contracted general activity (UDA)	2,500
Carry forward general activity (UDA)	28
16/17 Contracted orthodontic activity (UOA)	0
Carry forward orthodontic activity (UOA)	0
Baseline contract value	£59,950.99

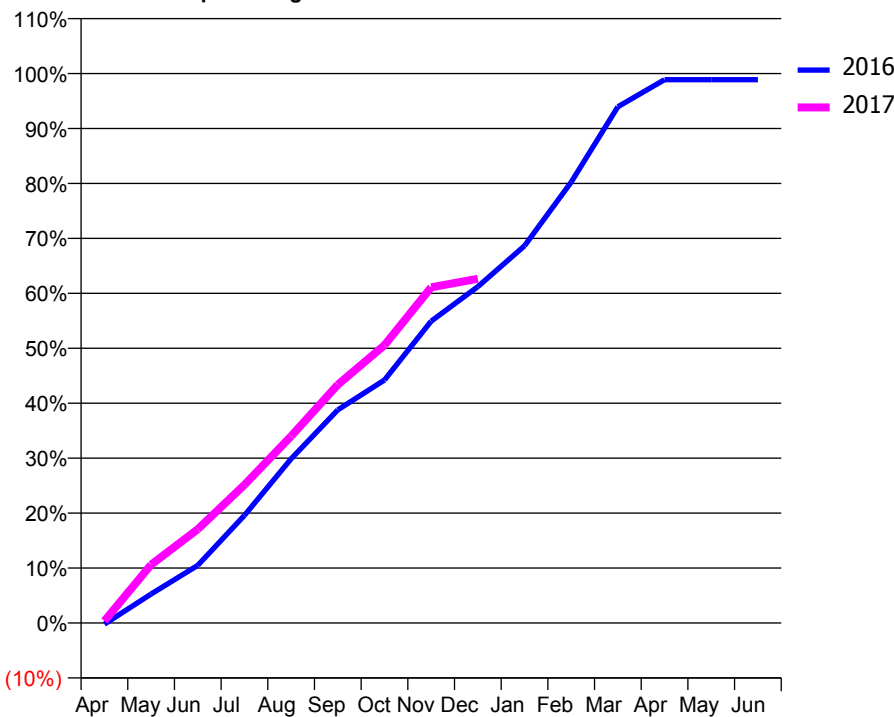
ACCESS*

Patients seen in 24 months	Total	Change since previous quarter
Quarter ending December 2015	976	
Quarter ending March 2016	1,019	↑
Quarter ending June 2016	1,004	↓
Quarter ending September 2016	1,032	↑
Quarter ending December 2016	1,058	↑
Variance since December 2015	8.4%	↑



ACTIVITY

Cumulative percentage of contracted UDA delivered 2016 & 2017



Month	Adjusted Scheduled Activity (UDA)	
	2016	2017
April	-6	9
May	132	266
June	262	427
July	490	629
August	747	850
September	970	1,084
October	1,105	1,264
November	1,373	1,527
December	1,530	1,566
January	1,716	
February	2,006	
March	2,349	
April	2,472	
May	2,472	
June	2,472	

QUALITY

	Quantity	Base Number	Contract	AT	Region	England
% of FP17s for the same patient ID Re-attending within 3 months - Children	32	427	7.5%	10.7%	12.1%	12.4%
% of FP17s for the same patient ID Re-attending within 3 months - Adults	80	575	13.9%	15.2%	15.9%	16.6%
% of FP17s for the same patient ID Re-attending between 3 & 9 months - Children	247	427	57.8%	55.5%	58.6%	57.5%
% of FP17s for the same patient ID Re-attending between 3 & 9 months - Adults	291	575	50.6%	48.9%	51.5%	50.4%
% of FP17s for Band 1 Urgent Courses	47	947	5.0%	8.5%	8.0%	9.1%
% of FP17s Relating to Free Repair or Replacements	8	947	0.8%	0.8%	0.8%	0.8%
% of FP17s Relating to Continuations	29	947	3.1%	1.1%	1.2%	1.3%
% of Patients satisfied with the dentistry they have received	0	0	N/A	93.6%	92.8%	92.7%
% of Patients satisfied with the time they had to wait for an appointment	0	0	N/A	90.7%	89.2%	88.8%

* This is based on patients treated on this contract for their most recent course of treatment. Figures in italics indicate the base number of FP17s or Patient Questionnaire responses are less than 100. N/A is shown where the base number of responses is less than 10 during the period. % is calculated as Quantity/Base number*100

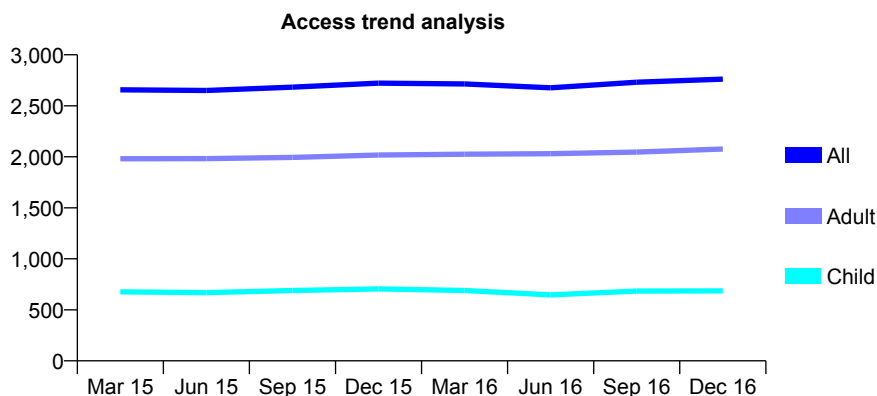
Q57 - Vital Signs At a Glance Contract Report for 913324/0001 - December 2016

Name or company name	MR CR BENTLEY
Contract type name	GDS Contract
Purpose of contract	General
Contract start date	01/04/2006
Contract end date	

16/17 Contracted general activity (UDA)	6,366
Carry forward general activity (UDA)	-127
16/17 Contracted orthodontic activity (UOA)	0
Carry forward orthodontic activity (UOA)	0
Baseline contract value	£158,994.48

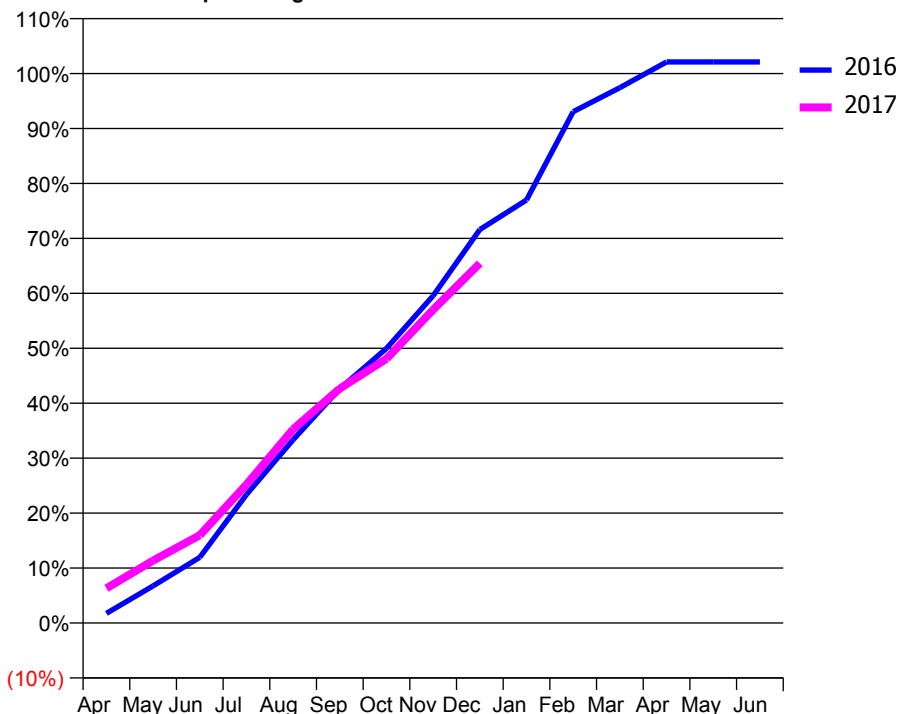
ACCESS*

Patients seen in 24 months	Total	Change since previous quarter
Quarter ending December 2015	2,722	
Quarter ending March 2016	2,714	→
Quarter ending June 2016	2,677	↓
Quarter ending September 2016	2,731	↑
Quarter ending December 2016	2,761	→
Variance since December 2015	1.4%	→



ACTIVITY

Cumulative percentage of contracted UDA delivered 2016 & 2017



Adjusted Scheduled Activity (UDA)

Month	2016	2017
April	112	403
May	431	723
June	762	1,018
July	1,489	1,605
August	2,123	2,245
September	2,715	2,717
October	3,181	3,061
November	3,792	3,630
December	4,558	4,167
January	4,901	
February	5,924	
March	6,202	
April	6,500	
May	6,500	
June	6,500	

QUALITY

	Quantity	Base Number	Contract	AT	Region	England
% of FP17s for the same patient ID Re-attending within 3 months - Children	118	788	15.0%	10.7%	12.1%	12.4%
% of FP17s for the same patient ID Re-attending within 3 months - Adults	208	1,600	13.0%	15.2%	15.9%	16.6%
% of FP17s for the same patient ID Re-attending between 3 & 9 months - Children	114	788	14.5%	55.5%	58.6%	57.5%
% of FP17s for the same patient ID Re-attending between 3 & 9 months - Adults	381	1,600	23.8%	48.9%	51.5%	50.4%
% of FP17s for Band 1 Urgent Courses	178	1,926	9.2%	8.5%	8.0%	9.1%
% of FP17s Relating to Free Repair or Replacements	0	1,926	0.0%	0.8%	0.8%	0.8%
% of FP17s Relating to Continuations	31	1,926	1.6%	1.1%	1.2%	1.3%
% of Patients satisfied with the dentistry they have received	3	3	N/A	93.6%	92.8%	92.7%
% of Patients satisfied with the time they had to wait for an appointment	3	3	N/A	90.7%	89.2%	88.8%

* This is based on patients treated on this contract for their most recent course of treatment. Figures in italics indicate the base number of FP17s or Patient Questionnaire responses are less than 100. N/A is shown where the base number of responses is less than 10 during the period. % is calculated as Quantity/Base number*100

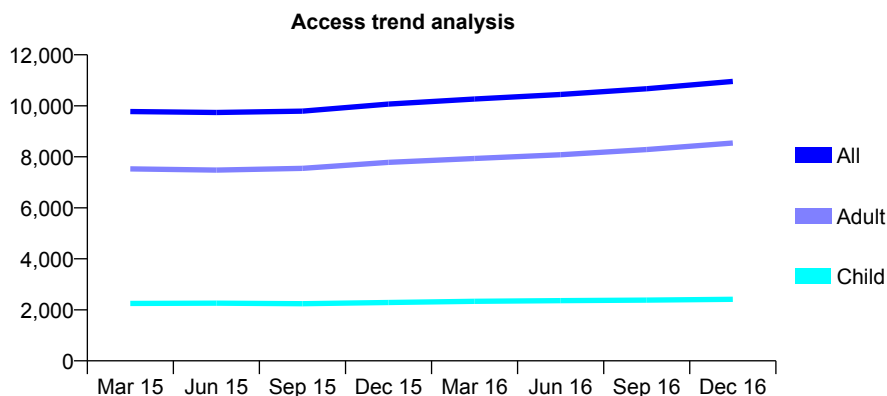
Q57 - Vital Signs At a Glance Contract Report for 918628/0003 - December 2016

Name or company name	MR P VAID
Contract type name	GDS Contract
Purpose of contract	General
Contract start date	01/11/2007
Contract end date	

16/17 Contracted general activity (UDA)	38,130
Carry forward general activity (UDA)	0
16/17 Contracted orthodontic activity (UOA)	0
Carry forward orthodontic activity (UOA)	0
Baseline contract value	£904,965.22

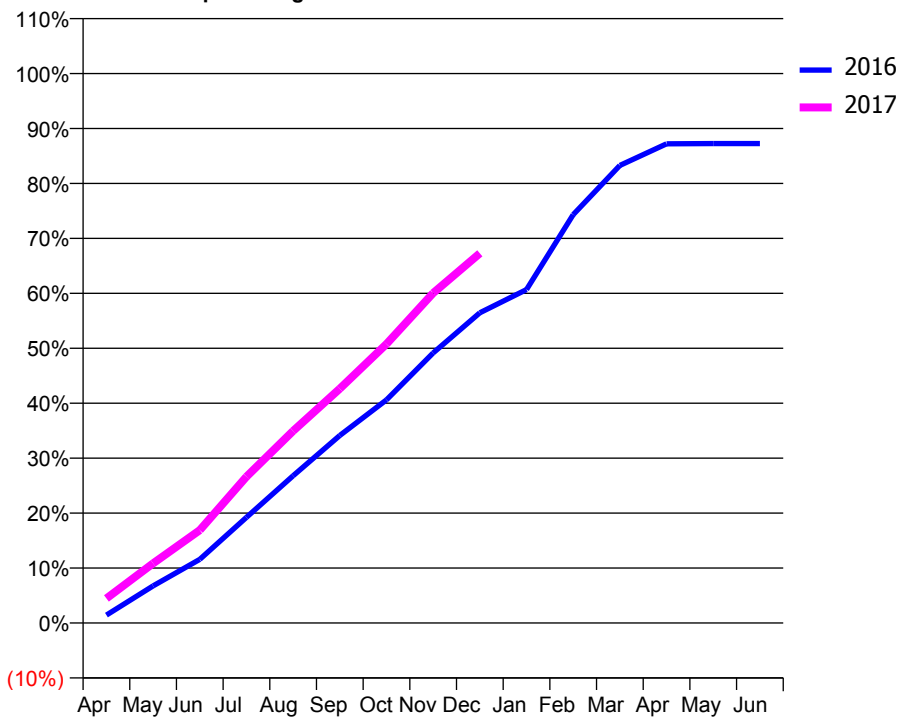
ACCESS*

Patients seen in 24 months	Total	Change since previous quarter
Quarter ending December 2015	10,070	
Quarter ending March 2016	10,267	→
Quarter ending June 2016	10,442	→
Quarter ending September 2016	10,667	↑
Quarter ending December 2016	10,956	↑
Variance since December 2015	8.8%	↑



ACTIVITY

Cumulative percentage of contracted UDA delivered 2016 & 2017



Month	Adjusted Scheduled Activity (UDA)	
	2016	2017
April	547	1,703
May	2,577	4,140
June	4,419	6,447
July	7,331	10,154
August	10,220	13,331
September	13,018	16,260
October	15,487	19,360
November	18,743	22,899
December	21,526	25,650
January	23,135	
February	28,339	
March	31,755	
April	33,251	
May	33,270	
June	33,272	

QUALITY

	Quantity	Base Number	Contract	AT	Region	England
% of FP17s for the same patient ID Re-attending within 3 months - Children	246	3,078	8.0%	10.7%	12.1%	12.4%
% of FP17s for the same patient ID Re-attending within 3 months - Adults	1,295	10,151	12.8%	15.2%	15.9%	16.6%
% of FP17s for the same patient ID Re-attending between 3 & 9 months - Children	2,055	3,078	66.8%	55.5%	58.6%	57.5%
% of FP17s for the same patient ID Re-attending between 3 & 9 months - Adults	6,313	10,151	62.2%	48.9%	51.5%	50.4%
% of FP17s for Band 1 Urgent Courses	897	12,274	7.3%	8.5%	8.0%	9.1%
% of FP17s Relating to Free Repair or Replacements	86	12,274	0.7%	0.8%	0.8%	0.8%
% of FP17s Relating to Continuations	28	12,274	0.2%	1.1%	1.2%	1.3%
% of Patients satisfied with the dentistry they have received	15	15	100.0%	93.6%	92.8%	92.7%
% of Patients satisfied with the time they had to wait for an appointment	13	15	86.7%	90.7%	89.2%	88.8%

* This is based on patients treated on this contract for their most recent course of treatment. Figures in italics indicate the base number of FP17s or Patient Questionnaire responses are less than 100. N/A is shown where the base number of responses is less than 10 during the period. % is calculated as Quantity/Base number*100

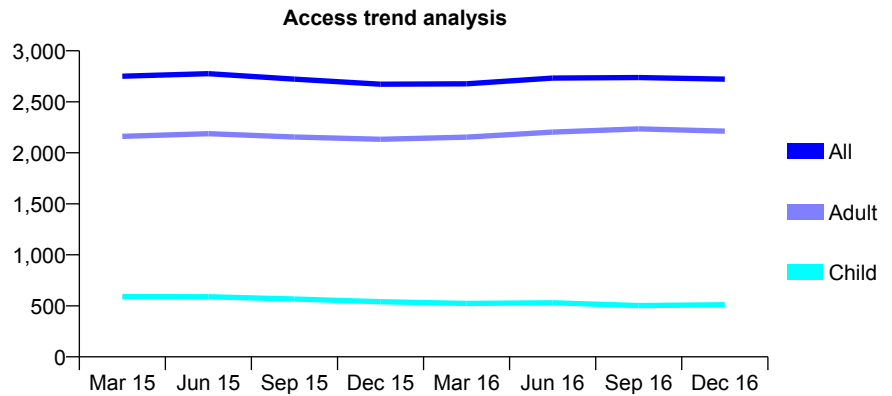
Q57 - Vital Signs At a Glance Contract Report for 925721/0001 - December 2016

Name or company name	MR I GIBBONS
Contract type name	GDS Contract
Purpose of contract	General
Contract start date	01/04/2006
Contract end date	

16/17 Contracted general activity (UDA)	7,000
Carry forward general activity (UDA)	0
16/17 Contracted orthodontic activity (UOA)	0
Carry forward orthodontic activity (UOA)	0
Baseline contract value	£174,480.30

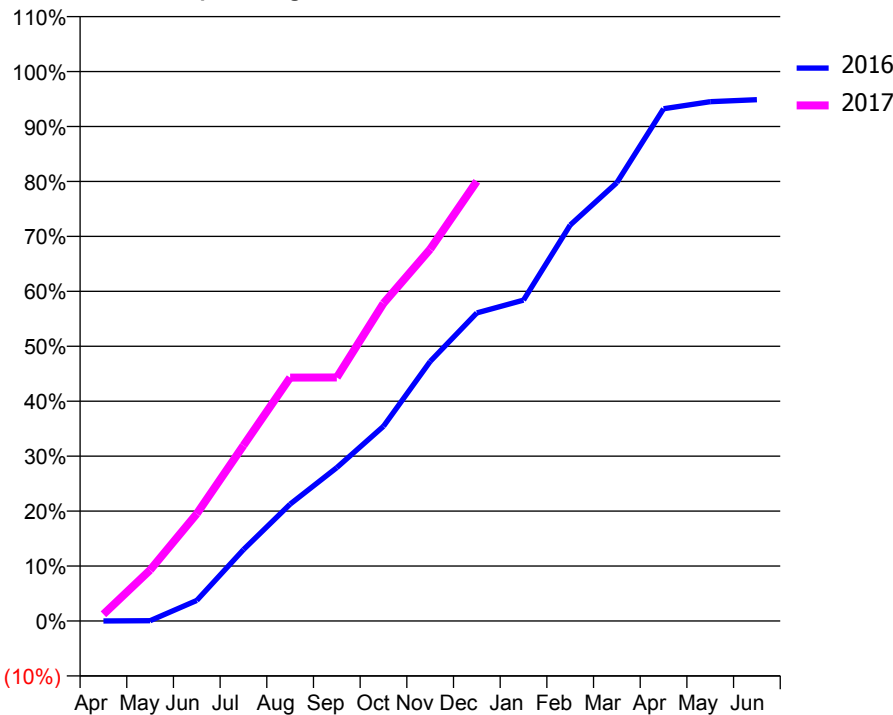
ACCESS*

Patients seen in 24 months	Total	Change since previous quarter
Quarter ending December 2015	2,673	
Quarter ending March 2016	2,677	→
Quarter ending June 2016	2,733	↑
Quarter ending September 2016	2,738	→
Quarter ending December 2016	2,722	→
Variance since December 2015	1.8%	→



ACTIVITY

Cumulative percentage of contracted UDA delivered 2016 & 2017



Month	Adjusted Scheduled Activity (UDA)	
	2016	2017
April	0	85
May	5	650
June	262	1,366
July	909	2,236
August	1,488	3,102
September	1,954	3,103
October	2,481	4,047
November	3,306	4,737
December	3,925	5,602
January	4,088	
February	5,043	
March	5,584	
April	6,526	
May	6,616	
June	6,640	

QUALITY

	Quantity	Base Number	Contract	AT	Region	England
% of FP17s for the same patient ID Re-attending within 3 months - Children	32	468	6.8%	10.7%	12.1%	12.4%
% of FP17s for the same patient ID Re-attending within 3 months - Adults	449	2,283	19.7%	15.2%	15.9%	16.6%
% of FP17s for the same patient ID Re-attending between 3 & 9 months - Children	156	468	33.3%	55.5%	58.6%	57.5%
% of FP17s for the same patient ID Re-attending between 3 & 9 months - Adults	675	2,283	29.6%	48.9%	51.5%	50.4%
% of FP17s for Band 1 Urgent Courses	378	2,341	16.1%	8.5%	8.0%	9.1%
% of FP17s Relating to Free Repair or Replacements	31	2,341	1.3%	0.8%	0.8%	0.8%
% of FP17s Relating to Continuations	29	2,341	1.2%	1.1%	1.2%	1.3%
% of Patients satisfied with the dentistry they have received	6	6	N/A	93.6%	92.8%	92.7%
% of Patients satisfied with the time they had to wait for an appointment	6	6	N/A	90.7%	89.2%	88.8%

* This is based on patients treated on this contract for their most recent course of treatment. Figures in italics indicate the base number of FP17s or Patient Questionnaire responses are less than 100. N/A is shown where the base number of responses is less than 10 during the period. % is calculated as Quantity/Base number*100

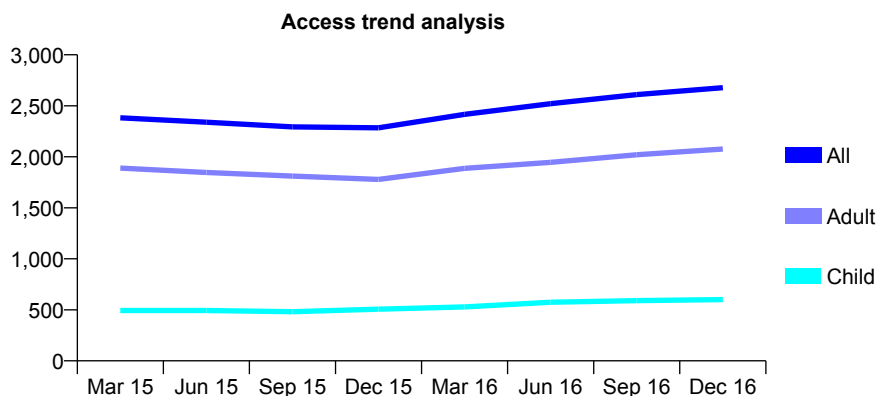
Q57 - Vital Signs At a Glance Contract Report for 925993/0001 - December 2016

Name or company name	MR M VYAS
Contract type name	GDS Contract
Purpose of contract	General
Contract start date	01/04/2006
Contract end date	

16/17 Contracted general activity (UDA)	6,637
Carry forward general activity (UDA)	246
16/17 Contracted orthodontic activity (UOA)	0
Carry forward orthodontic activity (UOA)	0
Baseline contract value	£268,151.50

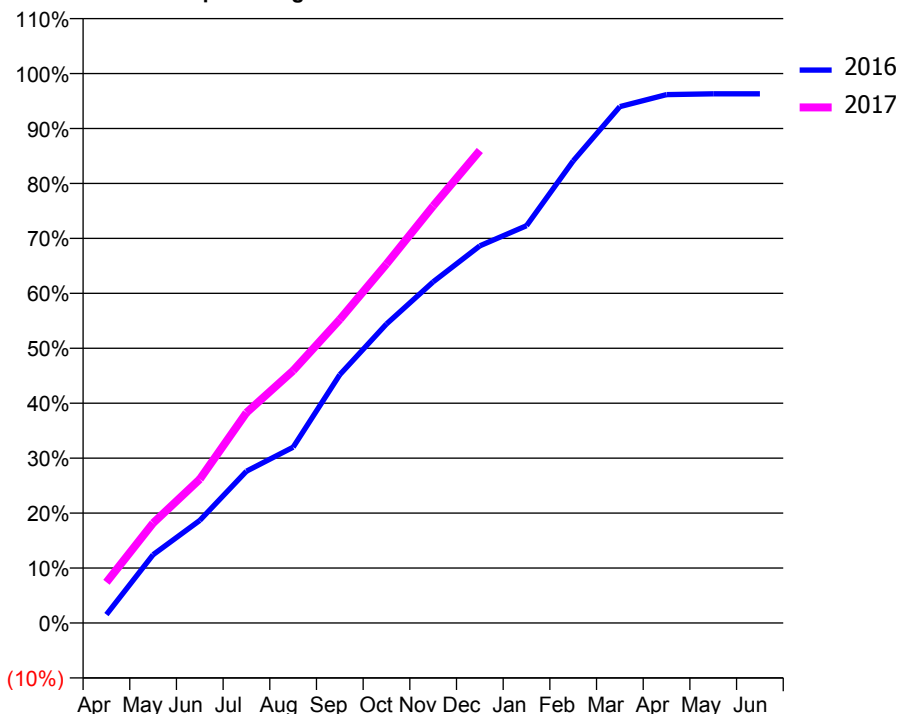
ACCESS*

Patients seen in 24 months	Total	Change since previous quarter
Quarter ending December 2015	2,284	
Quarter ending March 2016	2,416	↑
Quarter ending June 2016	2,521	↑
Quarter ending September 2016	2,610	↑
Quarter ending December 2016	2,678	↑
Variance since December 2015	17.3%	↑



ACTIVITY

Cumulative percentage of contracted UDA delivered 2016 & 2017



Month	Adjusted Scheduled Activity (UDA)	
	2016	2017
April	102	493
May	825	1,207
June	1,239	1,737
July	1,833	2,541
August	2,124	3,048
September	3,000	3,666
October	3,611	4,337
November	4,121	5,037
December	4,556	5,707
January	4,799	
February	5,582	
March	6,237	
April	6,381	
May	6,391	
June	6,391	

QUALITY

	Quantity	Base Number	Contract	AT	Region	England
% of FP17s for the same patient ID Re-attending within 3 months - Children	28	545	5.1%	10.7%	12.1%	12.4%
% of FP17s for the same patient ID Re-attending within 3 months - Adults	209	1,917	10.9%	15.2%	15.9%	16.6%
% of FP17s for the same patient ID Re-attending between 3 & 9 months - Children	199	545	36.5%	55.5%	58.6%	57.5%
% of FP17s for the same patient ID Re-attending between 3 & 9 months - Adults	692	1,917	36.1%	48.9%	51.5%	50.4%
% of FP17s for Band 1 Urgent Courses	60	2,337	2.6%	8.5%	8.0%	9.1%
% of FP17s Relating to Free Repair or Replacements	21	2,337	0.9%	0.8%	0.8%	0.8%
% of FP17s Relating to Continuations	18	2,337	0.8%	1.1%	1.2%	1.3%
% of Patients satisfied with the dentistry they have received	2	4	N/A	93.6%	92.8%	92.7%
% of Patients satisfied with the time they had to wait for an appointment	4	4	N/A	90.7%	89.2%	88.8%

* This is based on patients treated on this contract for their most recent course of treatment. Figures in italics indicate the base number of FP17s or Patient Questionnaire responses are less than 100. N/A is shown where the base number of responses is less than 10 during the period. % is calculated as Quantity/Base number*100

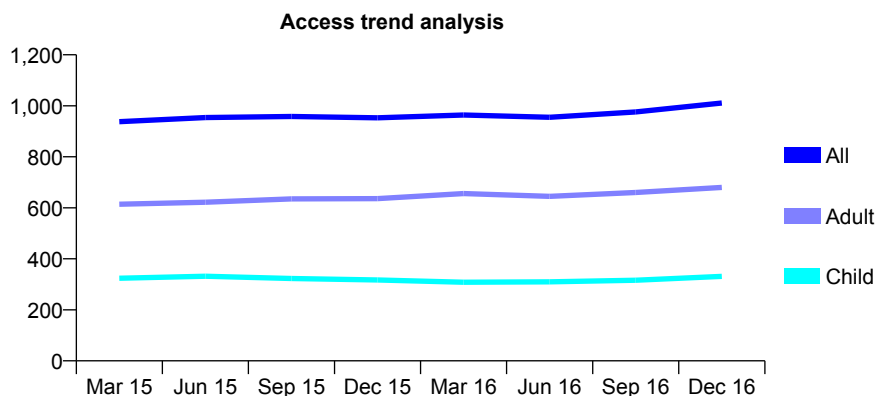
Q57 - Vital Signs At a Glance Contract Report for 926175/0001 - December 2016

Name or company name	MR GC ECKSTEIN
Contract type name	GDS Contract
Purpose of contract	General
Contract start date	01/04/2006
Contract end date	

16/17 Contracted general activity (UDA)	2,086
Carry forward general activity (UDA)	-7
16/17 Contracted orthodontic activity (UOA)	0
Carry forward orthodontic activity (UOA)	0
Baseline contract value	£47,338.44

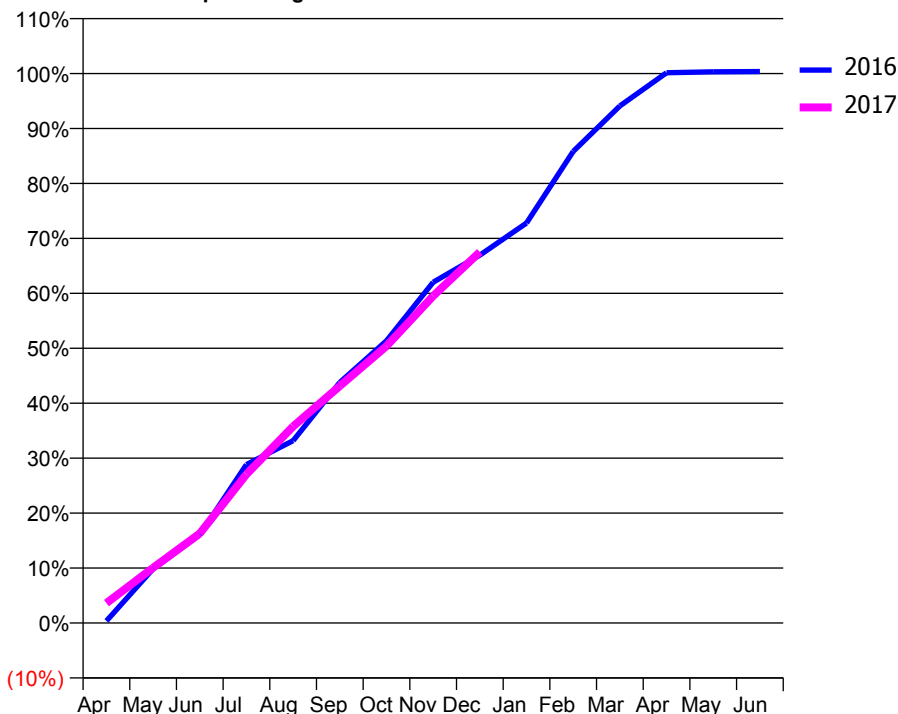
ACCESS*

Patients seen in 24 months	Total	Change since previous quarter
Quarter ending December 2015	953	
Quarter ending March 2016	964	→
Quarter ending June 2016	955	→
Quarter ending September 2016	976	↑
Quarter ending December 2016	1,011	↑
Variance since December 2015	6.1%	↑



ACTIVITY

Cumulative percentage of contracted UDA delivered 2016 & 2017



Month	Adjusted Scheduled Activity (UDA)	
	2016	2017
April	8	76
May	206	210
June	336	340
July	601	565
August	692	746
September	913	900
October	1,072	1,051
November	1,294	1,242
December	1,396	1,409
January	1,518	
February	1,790	
March	1,963	
April	2,089	
May	2,092	
June	2,093	

QUALITY

	Quantity	Base Number	Contract	AT	Region	England
% of FP17s for the same patient ID Re-attending within 3 months - Children	18	359	5.0%	10.7%	12.1%	12.4%
% of FP17s for the same patient ID Re-attending within 3 months - Adults	42	624	6.7%	15.2%	15.9%	16.6%
% of FP17s for the same patient ID Re-attending between 3 & 9 months - Children	202	359	56.3%	55.5%	58.6%	57.5%
% of FP17s for the same patient ID Re-attending between 3 & 9 months - Adults	261	624	41.8%	48.9%	51.5%	50.4%
% of FP17s for Band 1 Urgent Courses	83	899	9.2%	8.5%	8.0%	9.1%
% of FP17s Relating to Free Repair or Replacements	0	899	0.0%	0.8%	0.8%	0.8%
% of FP17s Relating to Continuations	1	899	0.1%	1.1%	1.2%	1.3%
% of Patients satisfied with the dentistry they have received	2	2	N/A	93.6%	92.8%	92.7%
% of Patients satisfied with the time they had to wait for an appointment	2	2	N/A	90.7%	89.2%	88.8%

* This is based on patients treated on this contract for their most recent course of treatment. Figures in italics indicate the base number of FP17s or Patient Questionnaire responses are less than 100. N/A is shown where the base number of responses is less than 10 during the period. % is calculated as Quantity/Base number*100

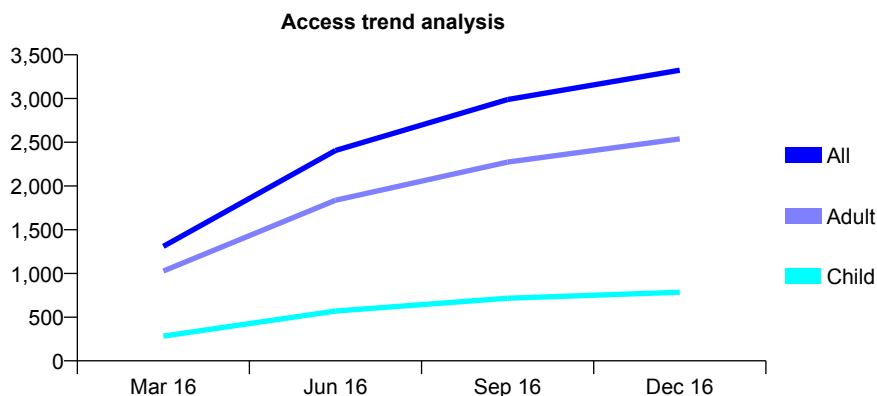
Q57 - Vital Signs At a Glance Contract Report for 927481/0001 - December 2016

Name or company name	MR A SAID
Contract type name	GDS Contract
Purpose of contract	General
Contract start date	01/12/2015
Contract end date	

16/17 Contracted general activity (UDA)	14,958
Carry forward general activity (UDA)	-299
16/17 Contracted orthodontic activity (UOA)	0
Carry forward orthodontic activity (UOA)	0
Baseline contract value	£401,542.46

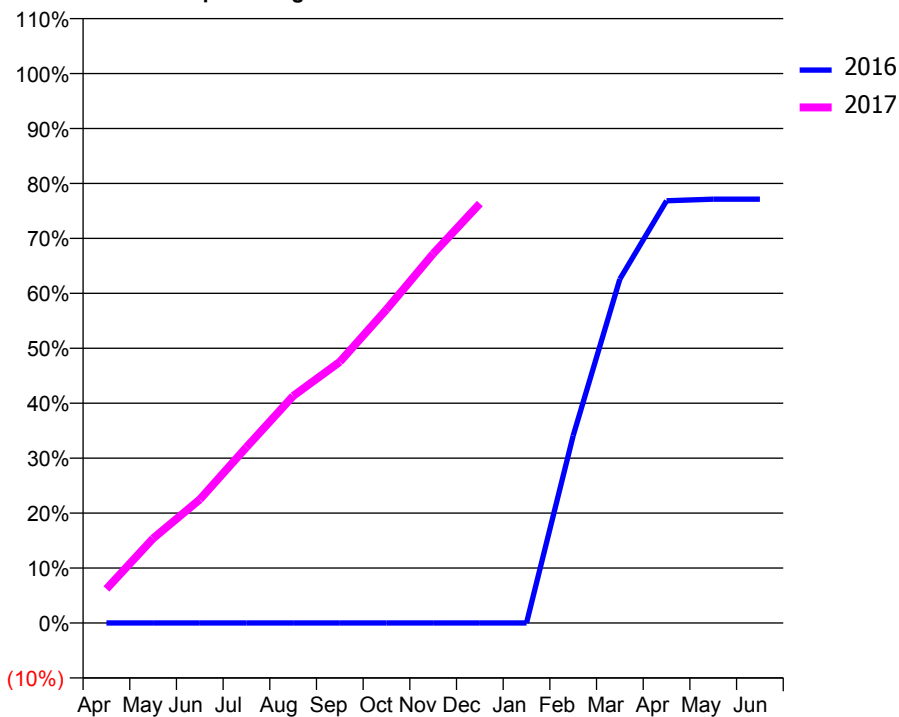
ACCESS*

Patients seen in 24 months	Total	Change since previous quarter
Quarter ending December 2015	0	
Quarter ending March 2016	1,310	
Quarter ending June 2016	2,406	↑
Quarter ending September 2016	2,989	↑
Quarter ending December 2016	3,324	↑
Variance since December 2015	N/A	



ACTIVITY

Cumulative percentage of contracted UDA delivered 2016 & 2017



Month	Adjusted Scheduled Activity (UDA)	
	2016	2017
April	0	928
May	0	2,304
June	0	3,362
July	0	4,785
August	0	6,181
September	0	7,110
October	0	8,535
November	0	10,052
December	0	11,416
January	0	
February	1,701	
March	3,121	
April	3,831	
May	3,846	
June	3,846	

QUALITY

	Quantity	Base Number	Contract	AT	Region	England
% of FP17s for the same patient ID Re-attending within 3 months - Children	66	947	7.0%	10.7%	12.1%	12.4%
% of FP17s for the same patient ID Re-attending within 3 months - Adults	586	3,325	17.6%	15.2%	15.9%	16.6%
% of FP17s for the same patient ID Re-attending between 3 & 9 months - Children	254	947	26.8%	55.5%	58.6%	57.5%
% of FP17s for the same patient ID Re-attending between 3 & 9 months - Adults	951	3,325	28.6%	48.9%	51.5%	50.4%
% of FP17s for Band 1 Urgent Courses	96	3,997	2.4%	8.5%	8.0%	9.1%
% of FP17s Relating to Free Repair or Replacements	11	3,997	0.3%	0.8%	0.8%	0.8%
% of FP17s Relating to Continuations	160	3,997	4.0%	1.1%	1.2%	1.3%
% of Patients satisfied with the dentistry they have received	9	10	90.0%	93.6%	92.8%	92.7%
% of Patients satisfied with the time they had to wait for an appointment	10	10	100.0%	90.7%	89.2%	88.8%

* This is based on patients treated on this contract for their most recent course of treatment. Figures in italics indicate the base number of FP17s or Patient Questionnaire responses are less than 100. N/A is shown where the base number of responses is less than 10 during the period. % is calculated as Quantity/Base number*100

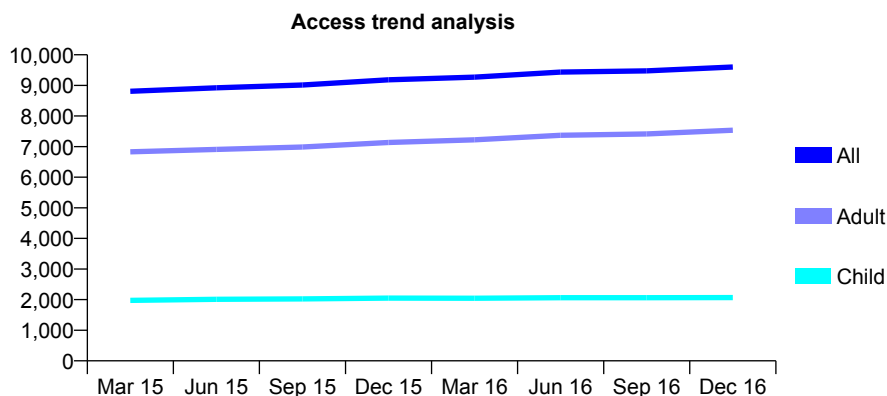
Q57 - Vital Signs At a Glance Contract Report for 929131/0001 - December 2016

Name or company name	MR MJ PERKINS
Contract type name	GDS Contract
Purpose of contract	General
Contract start date	01/04/2006
Contract end date	

16/17 Contracted general activity (UDA)	24,000
Carry forward general activity (UDA)	596
16/17 Contracted orthodontic activity (UOA)	0
Carry forward orthodontic activity (UOA)	0
Baseline contract value	£531,979.19

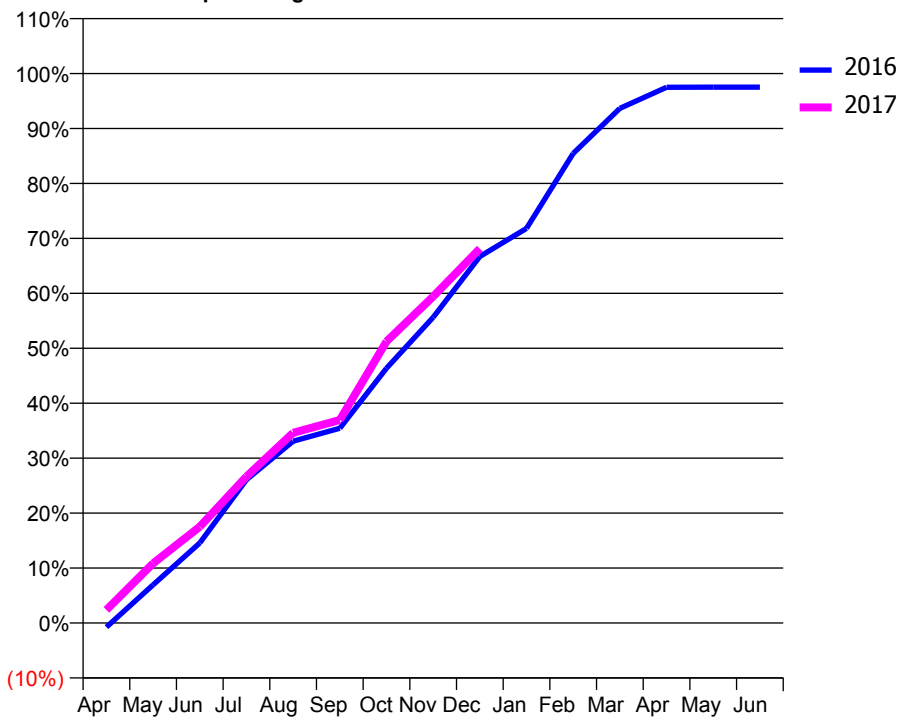
ACCESS*

Patients seen in 24 months	Total	Change since previous quarter
Quarter ending December 2015	9,183	
Quarter ending March 2016	9,270	→
Quarter ending June 2016	9,434	→
Quarter ending September 2016	9,476	→
Quarter ending December 2016	9,602	→
Variance since December 2015	4.6%	↑



ACTIVITY

Cumulative percentage of contracted UDA delivered 2016 & 2017



Month	Adjusted Scheduled Activity (UDA)	
	2016	2017
April	-183	571
May	1,668	2,605
June	3,496	4,206
July	6,261	6,398
August	7,942	8,309
September	8,507	8,870
October	11,124	12,299
November	13,349	14,262
December	16,005	16,348
January	17,238	
February	20,512	
March	22,476	
April	23,401	
May	23,404	
June	23,404	

QUALITY

	Quantity	Base Number	Contract	AT	Region	England
% of FP17s for the same patient ID Re-attending within 3 months - Children	147	2,436	6.0%	10.7%	12.1%	12.4%
% of FP17s for the same patient ID Re-attending within 3 months - Adults	906	7,415	12.2%	15.2%	15.9%	16.6%
% of FP17s for the same patient ID Re-attending between 3 & 9 months - Children	1,535	2,436	63.0%	55.5%	58.6%	57.5%
% of FP17s for the same patient ID Re-attending between 3 & 9 months - Adults	3,305	7,415	44.6%	48.9%	51.5%	50.4%
% of FP17s for Band 1 Urgent Courses	705	9,323	7.6%	8.5%	8.0%	9.1%
% of FP17s Relating to Free Repair or Replacements	77	9,323	0.8%	0.8%	0.8%	0.8%
% of FP17s Relating to Continuations	281	9,323	3.0%	1.1%	1.2%	1.3%
% of Patients satisfied with the dentistry they have received	16	16	100.0%	93.6%	92.8%	92.7%
% of Patients satisfied with the time they had to wait for an appointment	16	16	100.0%	90.7%	89.2%	88.8%

* This is based on patients treated on this contract for their most recent course of treatment. Figures in italics indicate the base number of FP17s or Patient Questionnaire responses are less than 100. N/A is shown where the base number of responses is less than 10 during the period. % is calculated as Quantity/Base number*100

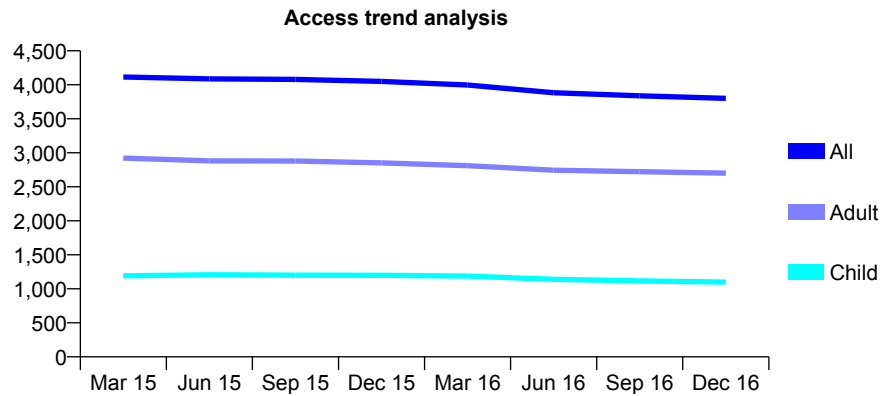
Q57 - Vital Signs At a Glance Contract Report for 934771/0001 - December 2016

Name or company name	MISS NA PATEL
Contract type name	GDS Contract
Purpose of contract	General
Contract start date	07/05/2012
Contract end date	

16/17 Contracted general activity (UDA)	11,878
Carry forward general activity (UDA)	-154
16/17 Contracted orthodontic activity (UOA)	0
Carry forward orthodontic activity (UOA)	0
Baseline contract value	£329,534.82

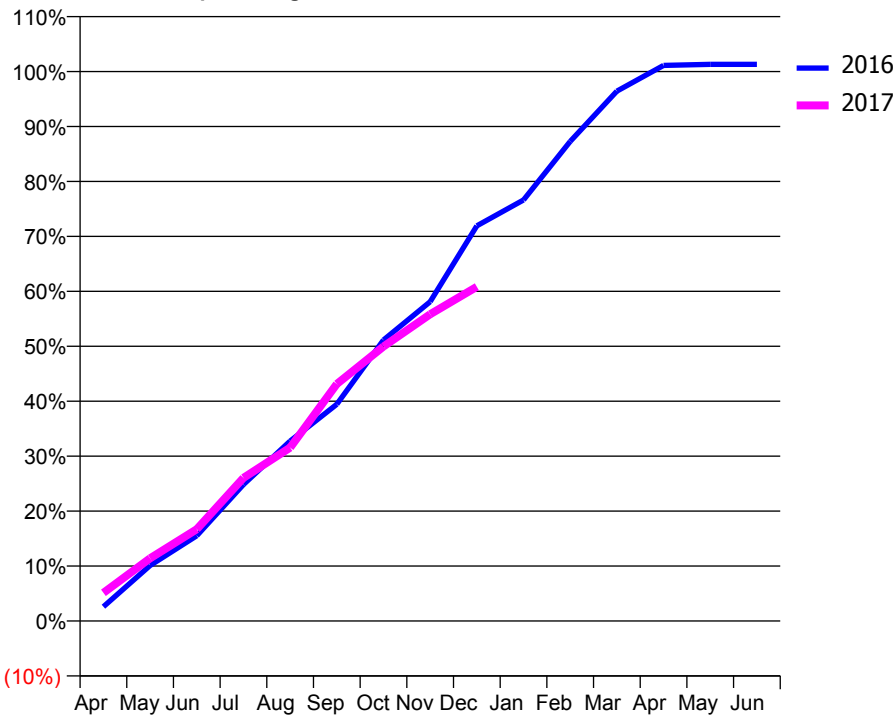
ACCESS*

Patients seen in 24 months	Total	Change since previous quarter
Quarter ending December 2015	4,050	
Quarter ending March 2016	3,997	↓
Quarter ending June 2016	3,884	↓
Quarter ending September 2016	3,839	↓
Quarter ending December 2016	3,800	↓
Variance since December 2015	(6.2%)	↓



ACTIVITY

Cumulative percentage of contracted UDA delivered 2016 & 2017



Month	Adjusted Scheduled Activity (UDA)	
	2016	2017
April	309	611
May	1,199	1,356
June	1,844	1,986
July	2,950	3,095
August	3,891	3,749
September	4,686	5,124
October	6,075	5,935
November	6,902	6,632
December	8,541	7,225
January	9,102	
February	10,368	
March	11,452	
April	12,011	
May	12,032	
June	12,032	

QUALITY

	Quantity	Base Number	Contract	AT	Region	England
% of FP17s for the same patient ID Re-attending within 3 months - Children	54	782	6.9%	10.7%	12.1%	12.4%
% of FP17s for the same patient ID Re-attending within 3 months - Adults	253	1,899	13.3%	15.2%	15.9%	16.6%
% of FP17s for the same patient ID Re-attending between 3 & 9 months - Children	206	782	26.3%	55.5%	58.6%	57.5%
% of FP17s for the same patient ID Re-attending between 3 & 9 months - Adults	583	1,899	30.7%	48.9%	51.5%	50.4%
% of FP17s for Band 1 Urgent Courses	89	2,517	3.5%	8.5%	8.0%	9.1%
% of FP17s Relating to Free Repair or Replacements	38	2,517	1.5%	0.8%	0.8%	0.8%
% of FP17s Relating to Continuations	24	2,517	1.0%	1.1%	1.2%	1.3%
% of Patients satisfied with the dentistry they have received	6	6	N/A	93.6%	92.8%	92.7%
% of Patients satisfied with the time they had to wait for an appointment	5	6	N/A	90.7%	89.2%	88.8%

* This is based on patients treated on this contract for their most recent course of treatment. Figures in italics indicate the base number of FP17s or Patient Questionnaire responses are less than 100. N/A is shown where the base number of responses is less than 10 during the period. % is calculated as Quantity/Base number*100

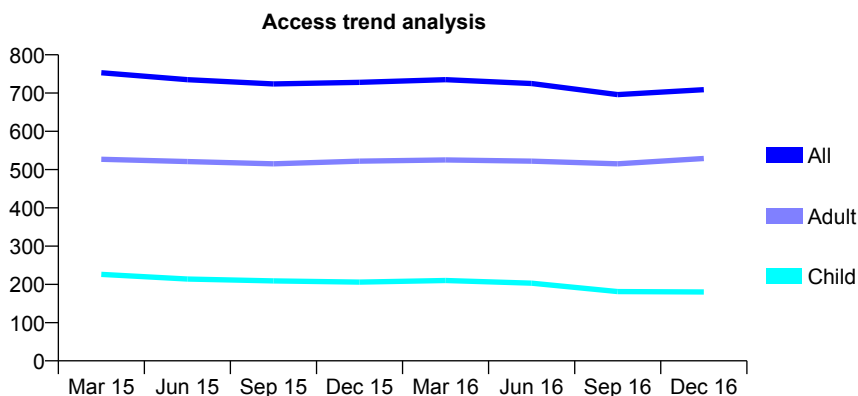
Q57 - Vital Signs At a Glance Contract Report for 943991/0001 - December 2016

Name or company name	MISS M SHAH
Contract type name	GDS Contract
Purpose of contract	General
Contract start date	01/04/2006
Contract end date	

16/17 Contracted general activity (UDA)	2,333
Carry forward general activity (UDA)	0
16/17 Contracted orthodontic activity (UOA)	0
Carry forward orthodontic activity (UOA)	0
Baseline contract value	£55,039.93

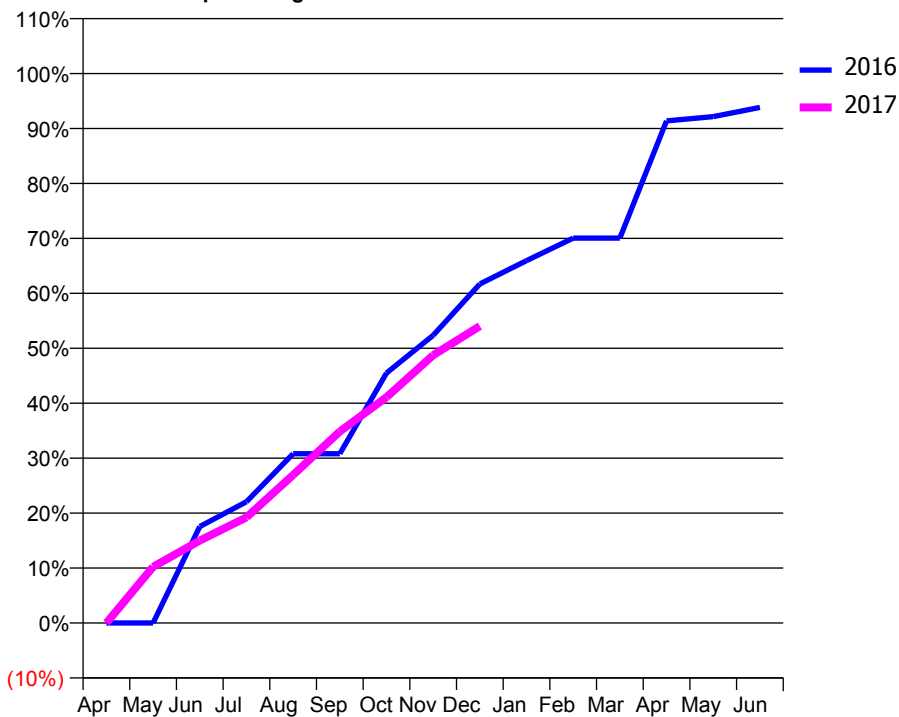
ACCESS*

Patients seen in 24 months	Total	Change since previous quarter
Quarter ending December 2015	728	
Quarter ending March 2016	735	→
Quarter ending June 2016	725	↓
Quarter ending September 2016	696	↓
Quarter ending December 2016	709	→
Variance since December 2015	(2.6%)	↓



ACTIVITY

Cumulative percentage of contracted UDA delivered 2016 & 2017



Month	Adjusted Scheduled Activity (UDA)	
	2016	2017
April	0	0
May	0	239
June	410	350
July	515	449
August	719	629
September	719	813
October	1,061	959
November	1,222	1,137
December	1,440	1,260
January	1,538	
February	1,634	
March	1,634	
April	2,132	
May	2,150	
June	2,189	

QUALITY

	Quantity	Base Number	Contract	AT	Region	England
% of FP17s for the same patient ID Re-attending within 3 months - Children	18	245	7.3%	10.7%	12.1%	12.4%
% of FP17s for the same patient ID Re-attending within 3 months - Adults	88	549	16.0%	15.2%	15.9%	16.6%
% of FP17s for the same patient ID Re-attending between 3 & 9 months - Children	166	245	67.8%	55.5%	58.6%	57.5%
% of FP17s for the same patient ID Re-attending between 3 & 9 months - Adults	269	549	49.0%	48.9%	51.5%	50.4%
% of FP17s for Band 1 Urgent Courses	32	588	5.4%	8.5%	8.0%	9.1%
% of FP17s Relating to Free Repair or Replacements	19	588	3.2%	0.8%	0.8%	0.8%
% of FP17s Relating to Continuations	13	588	2.2%	1.1%	1.2%	1.3%
% of Patients satisfied with the dentistry they have received	0	0	N/A	93.6%	92.8%	92.7%
% of Patients satisfied with the time they had to wait for an appointment	0	0	N/A	90.7%	89.2%	88.8%

* This is based on patients treated on this contract for their most recent course of treatment. Figures in italics indicate the base number of FP17s or Patient Questionnaire responses are less than 100. N/A is shown where the base number of responses is less than 10 during the period. % is calculated as Quantity/Base number*100

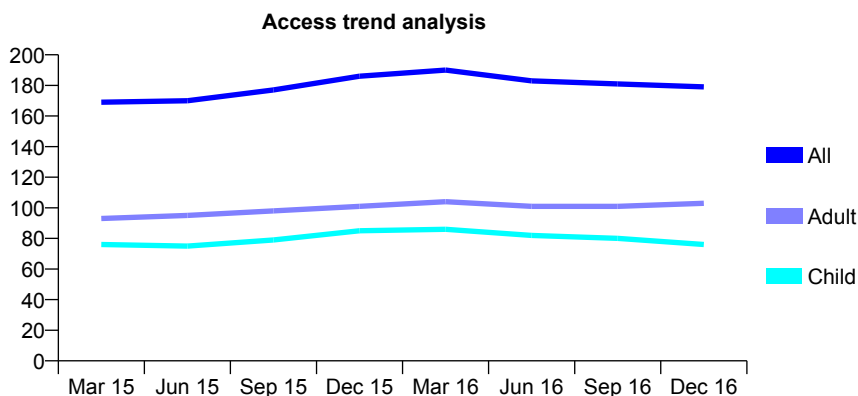
Q57 - Vital Signs At a Glance Contract Report for 946206/0001 - December 2016

Name or company name	MR S GOVENDER
Contract type name	GDS Contract
Purpose of contract	General
Contract start date	01/05/2007
Contract end date	

16/17 Contracted general activity (UDA)	450
Carry forward general activity (UDA)	0
16/17 Contracted orthodontic activity (UOA)	0
Carry forward orthodontic activity (UOA)	0
Baseline contract value	£11,906.83

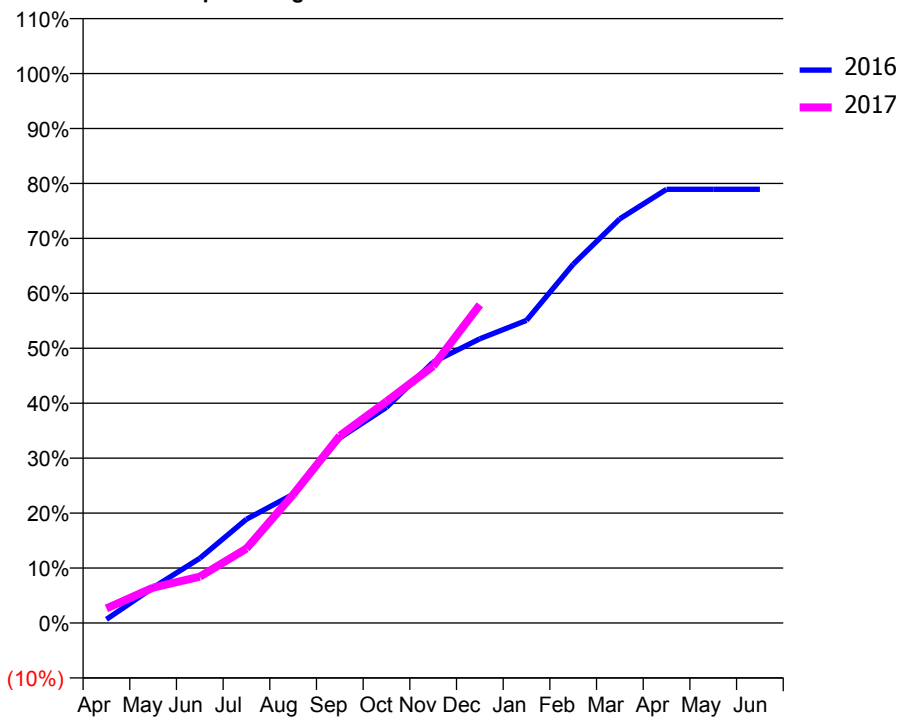
ACCESS*

Patients seen in 24 months	Total	Change since previous quarter
Quarter ending December 2015	186	
Quarter ending March 2016	190	↑
Quarter ending June 2016	183	↓
Quarter ending September 2016	181	↓
Quarter ending December 2016	179	↓
Variance since December 2015	(3.8%)	↓



ACTIVITY

Cumulative percentage of contracted UDA delivered 2016 & 2017



Month	Adjusted Scheduled Activity (UDA)	
	2016	2017
April	3	12
May	29	29
June	53	38
July	85	61
August	105	105
September	152	153
October	177	181
November	214	210
December	233	261
January	248	
February	294	
March	331	
April	355	
May	355	
June	355	

QUALITY

	Quantity	Base Number	Contract	AT	Region	England
% of FP17s for the same patient ID Re-attending within 3 months - Children	0	84	0.0%	10.7%	12.1%	12.4%
% of FP17s for the same patient ID Re-attending within 3 months - Adults	8	87	9.2%	15.2%	15.9%	16.6%
% of FP17s for the same patient ID Re-attending between 3 & 9 months - Children	57	84	67.9%	55.5%	58.6%	57.5%
% of FP17s for the same patient ID Re-attending between 3 & 9 months - Adults	55	87	63.2%	48.9%	51.5%	50.4%
% of FP17s for Band 1 Urgent Courses	3	154	1.9%	8.5%	8.0%	9.1%
% of FP17s Relating to Free Repair or Replacements	0	154	0.0%	0.8%	0.8%	0.8%
% of FP17s Relating to Continuations	0	154	0.0%	1.1%	1.2%	1.3%
% of Patients satisfied with the dentistry they have received	0	0	N/A	93.6%	92.8%	92.7%
% of Patients satisfied with the time they had to wait for an appointment	0	0	N/A	90.7%	89.2%	88.8%

* This is based on patients treated on this contract for their most recent course of treatment. Figures in italics indicate the base number of FP17s or Patient Questionnaire responses are less than 100. N/A is shown where the base number of responses is less than 10 during the period. % is calculated as Quantity/Base number*100

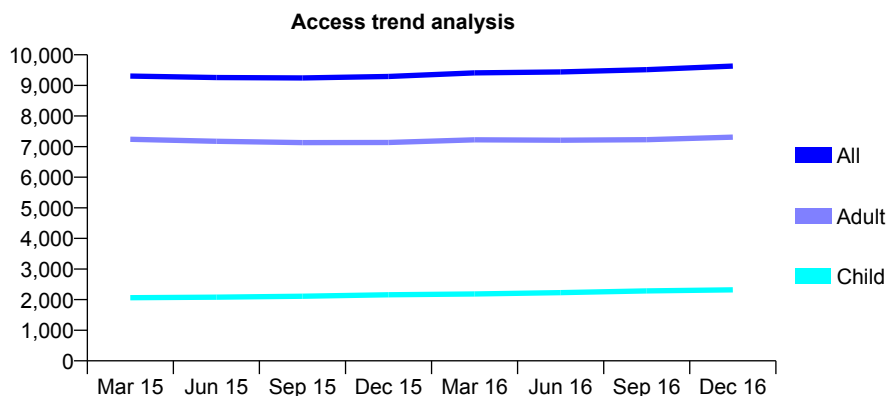
Q57 - Vital Signs At a Glance Contract Report for 946613/0001 - December 2016

Name or company name	MR M GOLFI
Contract type name	GDS Contract
Purpose of contract	General
Contract start date	01/04/2006
Contract end date	

16/17 Contracted general activity (UDA)	27,535
Carry forward general activity (UDA)	-9
16/17 Contracted orthodontic activity (UOA)	0
Carry forward orthodontic activity (UOA)	0
Baseline contract value	£735,621.93

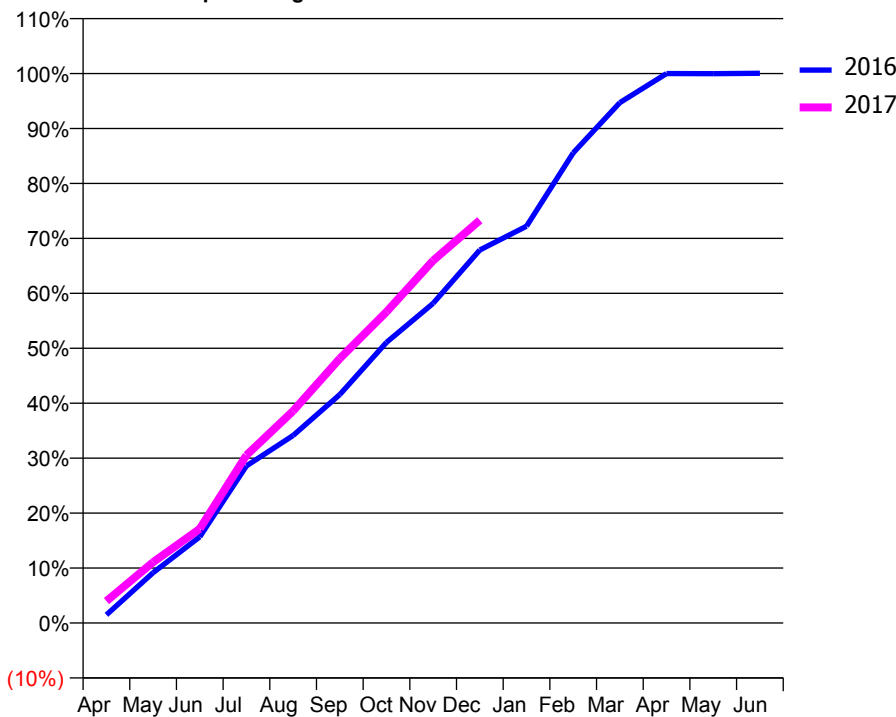
ACCESS*

Patients seen in 24 months	Total	Change since previous quarter
Quarter ending December 2015	9,294	
Quarter ending March 2016	9,410	→
Quarter ending June 2016	9,439	→
Quarter ending September 2016	9,513	→
Quarter ending December 2016	9,631	→
Variance since December 2015	3.6%	↑



ACTIVITY

Cumulative percentage of contracted UDA delivered 2016 & 2017



Month	Adjusted Scheduled Activity (UDA)	
	2016	2017
April	414	1,102
May	2,522	3,054
June	4,318	4,722
July	7,877	8,410
August	9,399	10,625
September	11,446	13,253
October	14,060	15,595
November	16,019	18,165
December	18,694	20,185
January	19,884	
February	23,556	
March	26,074	
April	27,534	
May	27,526	
June	27,544	

QUALITY

	Quantity	Base Number	Contract	AT	Region	England
% of FP17s for the same patient ID Re-attending within 3 months - Children	183	2,559	7.2%	10.7%	12.1%	12.4%
% of FP17s for the same patient ID Re-attending within 3 months - Adults	790	7,077	11.2%	15.2%	15.9%	16.6%
% of FP17s for the same patient ID Re-attending between 3 & 9 months - Children	1,507	2,559	58.9%	55.5%	58.6%	57.5%
% of FP17s for the same patient ID Re-attending between 3 & 9 months - Adults	3,885	7,077	54.9%	48.9%	51.5%	50.4%
% of FP17s for Band 1 Urgent Courses	638	9,077	7.0%	8.5%	8.0%	9.1%
% of FP17s Relating to Free Repair or Replacements	35	9,077	0.4%	0.8%	0.8%	0.8%
% of FP17s Relating to Continuations	47	9,077	0.5%	1.1%	1.2%	1.3%
% of Patients satisfied with the dentistry they have received	22	24	91.7%	93.6%	92.8%	92.7%
% of Patients satisfied with the time they had to wait for an appointment	22	24	91.7%	90.7%	89.2%	88.8%

* This is based on patients treated on this contract for their most recent course of treatment. Figures in italics indicate the base number of FP17s or Patient Questionnaire responses are less than 100. N/A is shown where the base number of responses is less than 10 during the period. % is calculated as Quantity/Base number*100

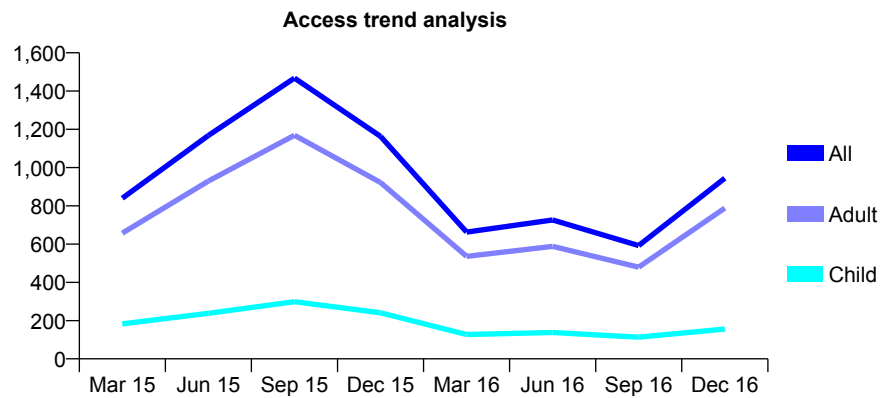
Q57 - Vital Signs At a Glance Contract Report for 972932/0001 - December 2016

Name or company name	MR CP ELMES
Contract type name	GDS Contract
Purpose of contract	General
Contract start date	01/08/2013
Contract end date	

16/17 Contracted general activity (UDA)	3,282
Carry forward general activity (UDA)	-70
16/17 Contracted orthodontic activity (UOA)	0
Carry forward orthodontic activity (UOA)	0
Baseline contract value	£80,257.10

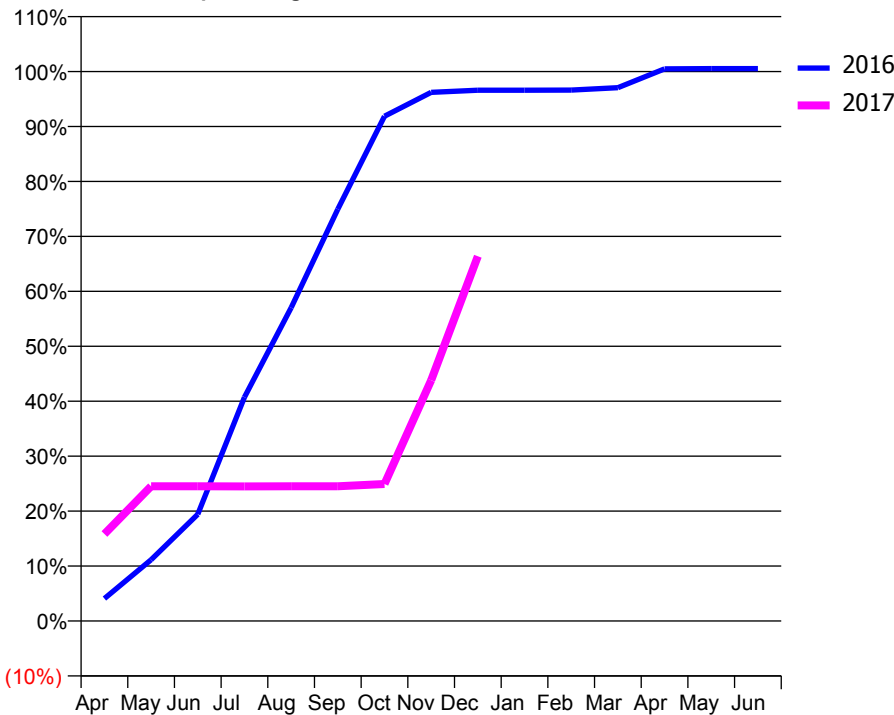
ACCESS*

Patients seen in 24 months	Total	Change since previous quarter
Quarter ending December 2015	1,163	
Quarter ending March 2016	663	↓
Quarter ending June 2016	726	↑
Quarter ending September 2016	592	↓
Quarter ending December 2016	944	↑
Variance since December 2015	(18.8%)	↓



ACTIVITY

Cumulative percentage of contracted UDA delivered 2016 & 2017



Month	Adjusted Scheduled Activity (UDA)	
	2016	2017
April	134	520
May	366	805
June	638	805
July	1,337	804
August	1,871	805
September	2,460	805
October	3,015	818
November	3,157	1,438
December	3,170	2,178
January	3,170	
February	3,171	
March	3,185	
April	3,298	
May	3,300	
June	3,300	

QUALITY

	Quantity	Base Number	Contract	AT	Region	England
% of FP17s for the same patient ID Re-attending within 3 months - Children	0	168	0.0%	10.7%	12.1%	12.4%
% of FP17s for the same patient ID Re-attending within 3 months - Adults	14	808	1.7%	15.2%	15.9%	16.6%
% of FP17s for the same patient ID Re-attending between 3 & 9 months - Children	46	168	27.4%	55.5%	58.6%	57.5%
% of FP17s for the same patient ID Re-attending between 3 & 9 months - Adults	164	808	20.3%	48.9%	51.5%	50.4%
% of FP17s for Band 1 Urgent Courses	32	901	3.6%	8.5%	8.0%	9.1%
% of FP17s Relating to Free Repair or Replacements	3	901	0.3%	0.8%	0.8%	0.8%
% of FP17s Relating to Continuations	4	901	0.4%	1.1%	1.2%	1.3%
% of Patients satisfied with the dentistry they have received	2	2	N/A	93.6%	92.8%	92.7%
% of Patients satisfied with the time they had to wait for an appointment	0	2	N/A	90.7%	89.2%	88.8%

* This is based on patients treated on this contract for their most recent course of treatment. Figures in italics indicate the base number of FP17s or Patient Questionnaire responses are less than 100. N/A is shown where the base number of responses is less than 10 during the period. % is calculated as Quantity/Base number*100

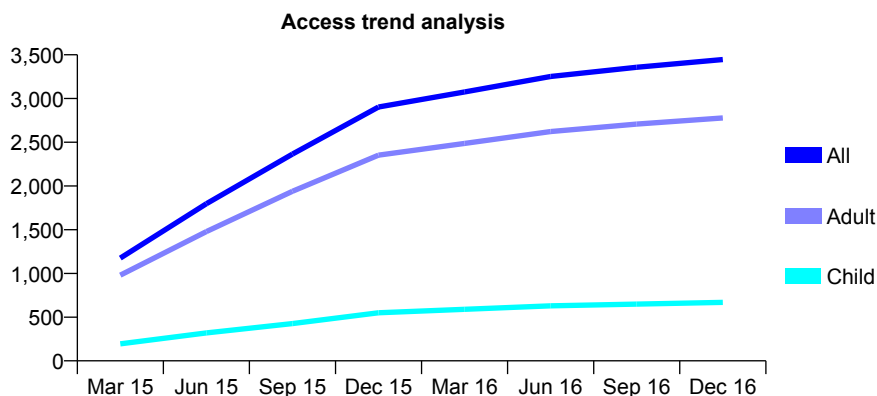
Q57 - Vital Signs At a Glance Contract Report for 991163/0001 - December 2016

Name or company name	MR S DITTA
Contract type name	GDS Contract
Purpose of contract	General
Contract start date	01/12/2014
Contract end date	

16/17 Contracted general activity (UDA)	9,500
Carry forward general activity (UDA)	-5
16/17 Contracted orthodontic activity (UOA)	0
Carry forward orthodontic activity (UOA)	0
Baseline contract value	£227,207.08

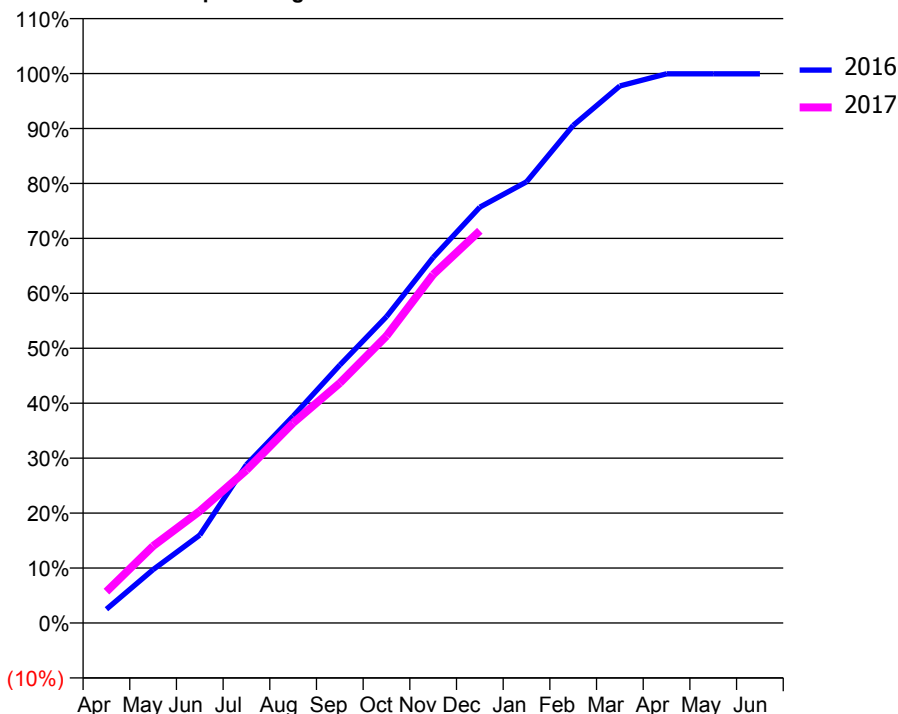
ACCESS*

Patients seen in 24 months	Total	Change since previous quarter
Quarter ending December 2015	2,903	
Quarter ending March 2016	3,076	↑
Quarter ending June 2016	3,252	↑
Quarter ending September 2016	3,357	↑
Quarter ending December 2016	3,446	↑
Variance since December 2015	18.7%	↑



ACTIVITY

Cumulative percentage of contracted UDA delivered 2016 & 2017



Month	Adjusted Scheduled Activity (UDA)	
	2016	2017
April	239	543
May	923	1,330
June	1,521	1,936
July	2,738	2,644
August	3,576	3,459
September	4,459	4,149
October	5,296	4,961
November	6,321	6,025
December	7,189	6,782
January	7,627	
February	8,601	
March	9,284	
April	9,494	
May	9,494	
June	9,494	

QUALITY

	Quantity	Base Number	Contract	AT	Region	England
% of FP17s for the same patient ID Re-attending within 3 months - Children	8	537	1.5%	10.7%	12.1%	12.4%
% of FP17s for the same patient ID Re-attending within 3 months - Adults	26	2,289	1.1%	15.2%	15.9%	16.6%
% of FP17s for the same patient ID Re-attending between 3 & 9 months - Children	199	537	37.1%	55.5%	58.6%	57.5%
% of FP17s for the same patient ID Re-attending between 3 & 9 months - Adults	1,183	2,289	51.7%	48.9%	51.5%	50.4%
% of FP17s for Band 1 Urgent Courses	98	2,716	3.6%	8.5%	8.0%	9.1%
% of FP17s Relating to Free Repair or Replacements	7	2,716	0.3%	0.8%	0.8%	0.8%
% of FP17s Relating to Continuations	1	2,716	0.0%	1.1%	1.2%	1.3%
% of Patients satisfied with the dentistry they have received	5	6	N/A	93.6%	92.8%	92.7%
% of Patients satisfied with the time they had to wait for an appointment	4	6	N/A	90.7%	89.2%	88.8%

* This is based on patients treated on this contract for their most recent course of treatment. Figures in italics indicate the base number of FP17s or Patient Questionnaire responses are less than 100. N/A is shown where the base number of responses is less than 10 during the period. % is calculated as Quantity/Base number*100

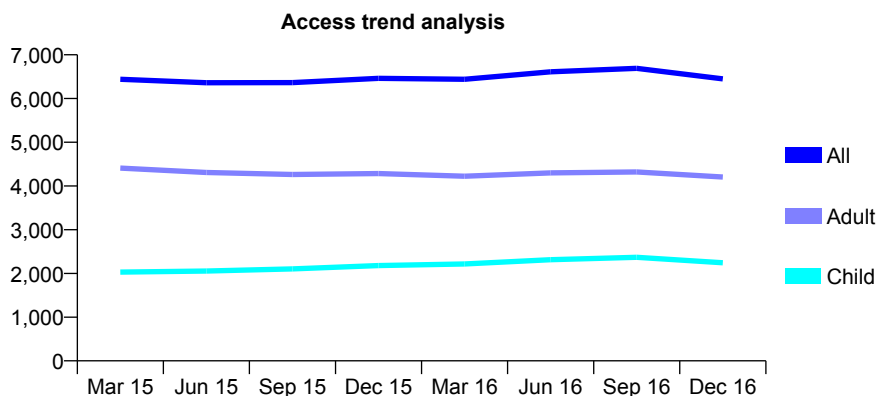
Q57 - Vital Signs At a Glance Contract Report for 993662/0001 - December 2016

Name or company name	MRS JA JORDAN
Contract type name	GDS Contract
Purpose of contract	General
Contract start date	01/04/2006
Contract end date	

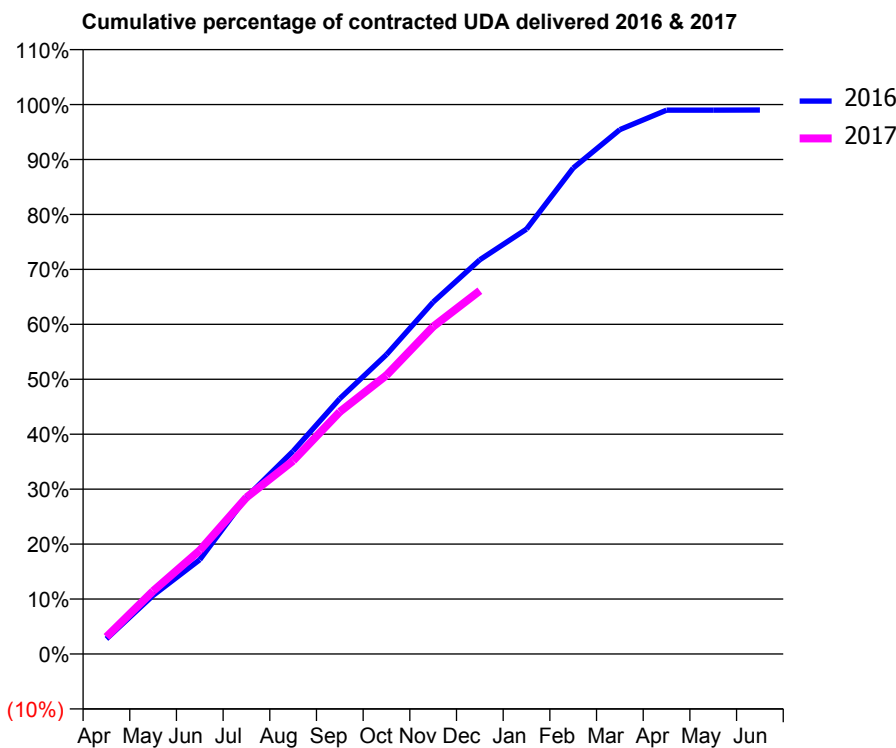
16/17 Contracted general activity (UDA)	13,700
Carry forward general activity (UDA)	139
16/17 Contracted orthodontic activity (UOA)	0
Carry forward orthodontic activity (UOA)	0
Baseline contract value	£399,542.79

ACCESS*

Patients seen in 24 months	Total	Change since previous quarter
Quarter ending December 2015	6,463	
Quarter ending March 2016	6,439	→
Quarter ending June 2016	6,611	↑
Quarter ending September 2016	6,690	→
Quarter ending December 2016	6,449	↓
Variance since December 2015	(0.2%)	→



ACTIVITY



Month	Adjusted Scheduled Activity (UDA)	
	2016	2017
April	378	427
May	1,461	1,571
June	2,353	2,586
July	3,913	3,906
August	5,058	4,817
September	6,368	6,041
October	7,465	6,950
November	8,776	8,164
December	9,830	9,057
January	10,595	
February	12,116	
March	13,075	
April	13,558	
May	13,560	
June	13,561	

QUALITY

	Quantity	Base Number	Contract	AT	Region	England
% of FP17s for the same patient ID Re-attending within 3 months - Children	97	2,190	4.4%	10.7%	12.1%	12.4%
% of FP17s for the same patient ID Re-attending within 3 months - Adults	318	3,575	8.9%	15.2%	15.9%	16.6%
% of FP17s for the same patient ID Re-attending between 3 & 9 months - Children	1,038	2,190	47.4%	55.5%	58.6%	57.5%
% of FP17s for the same patient ID Re-attending between 3 & 9 months - Adults	1,450	3,575	40.6%	48.9%	51.5%	50.4%
% of FP17s for Band 1 Urgent Courses	261	5,336	4.9%	8.5%	8.0%	9.1%
% of FP17s Relating to Free Repair or Replacements	7	5,336	0.1%	0.8%	0.8%	0.8%
% of FP17s Relating to Continuations	7	5,336	0.1%	1.1%	1.2%	1.3%
% of Patients satisfied with the dentistry they have received	1	1	N/A	93.6%	92.8%	92.7%
% of Patients satisfied with the time they had to wait for an appointment	1	1	N/A	90.7%	89.2%	88.8%

* This is based on patients treated on this contract for their most recent course of treatment. Figures in italics indicate the base number of FP17s or Patient Questionnaire responses are less than 100. N/A is shown where the base number of responses is less than 10 during the period. % is calculated as Quantity/Base number*100

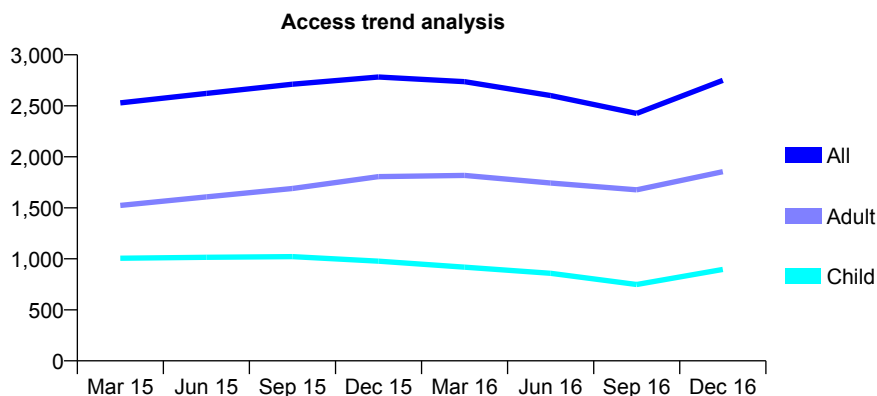
Q57 - Vital Signs At a Glance Contract Report for 993662/0002 - December 2016

Name or company name	MRS JA JORDAN
Contract type name	GDS Contract
Purpose of contract	General
Contract start date	01/04/2006
Contract end date	

16/17 Contracted general activity (UDA)	6,000
Carry forward general activity (UDA)	22
16/17 Contracted orthodontic activity (UOA)	0
Carry forward orthodontic activity (UOA)	0
Baseline contract value	£148,549.56

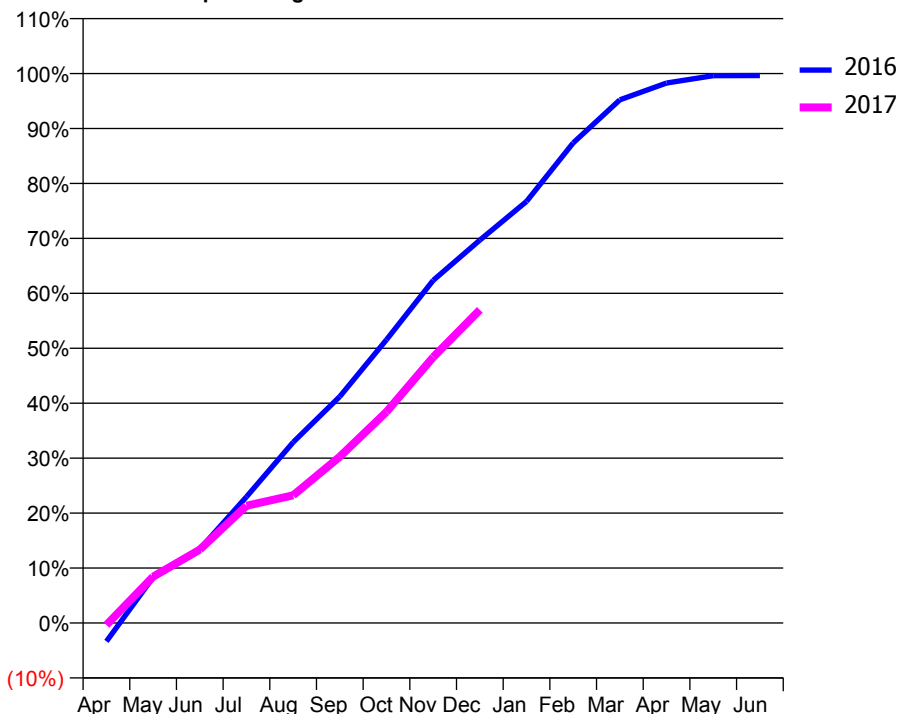
ACCESS*

Patients seen in 24 months	Total	Change since previous quarter
Quarter ending December 2015	2,783	
Quarter ending March 2016	2,736	↓
Quarter ending June 2016	2,601	↓
Quarter ending September 2016	2,426	↓
Quarter ending December 2016	2,750	↑
Variance since December 2015	(1.2%)	↓



ACTIVITY

Cumulative percentage of contracted UDA delivered 2016 & 2017



Month	Adjusted Scheduled Activity (UDA)	
	2016	2017
April	-202	-22
May	498	506
June	807	802
July	1,379	1,281
August	1,973	1,395
September	2,473	1,817
October	3,094	2,305
November	3,741	2,903
December	4,182	3,420
January	4,604	
February	5,243	
March	5,713	
April	5,896	
May	5,977	
June	5,978	

QUALITY

	Quantity	Base Number	Contract	AT	Region	England
% of FP17s for the same patient ID Re-attending within 3 months - Children	31	747	4.1%	10.7%	12.1%	12.4%
% of FP17s for the same patient ID Re-attending within 3 months - Adults	112	1,397	8.0%	15.2%	15.9%	16.6%
% of FP17s for the same patient ID Re-attending between 3 & 9 months - Children	164	747	22.0%	55.5%	58.6%	57.5%
% of FP17s for the same patient ID Re-attending between 3 & 9 months - Adults	333	1,397	23.8%	48.9%	51.5%	50.4%
% of FP17s for Band 1 Urgent Courses	258	1,972	13.1%	8.5%	8.0%	9.1%
% of FP17s Relating to Free Repair or Replacements	6	1,972	0.3%	0.8%	0.8%	0.8%
% of FP17s Relating to Continuations	5	1,972	0.3%	1.1%	1.2%	1.3%
% of Patients satisfied with the dentistry they have received	0	0	N/A	93.6%	92.8%	92.7%
% of Patients satisfied with the time they had to wait for an appointment	0	0	N/A	90.7%	89.2%	88.8%

* This is based on patients treated on this contract for their most recent course of treatment. Figures in italics indicate the base number of FP17s or Patient Questionnaire responses are less than 100. N/A is shown where the base number of responses is less than 10 during the period. % is calculated as Quantity/Base number*100

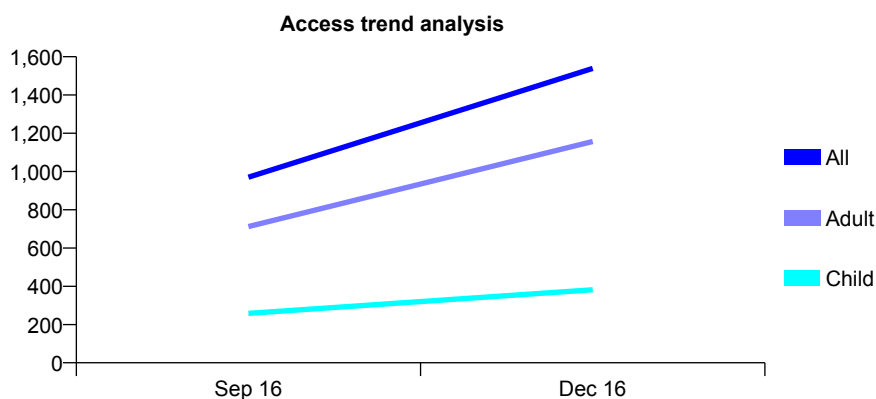
Q58 - Vital Signs At a Glance Contract Report for 100039/0000 - December 2016

Name or company name	Damira Dental Studios Ltd
Contract type name	PDS Contract
Purpose of contract	General
Contract start date	01/04/2016
Contract end date	31/03/2021

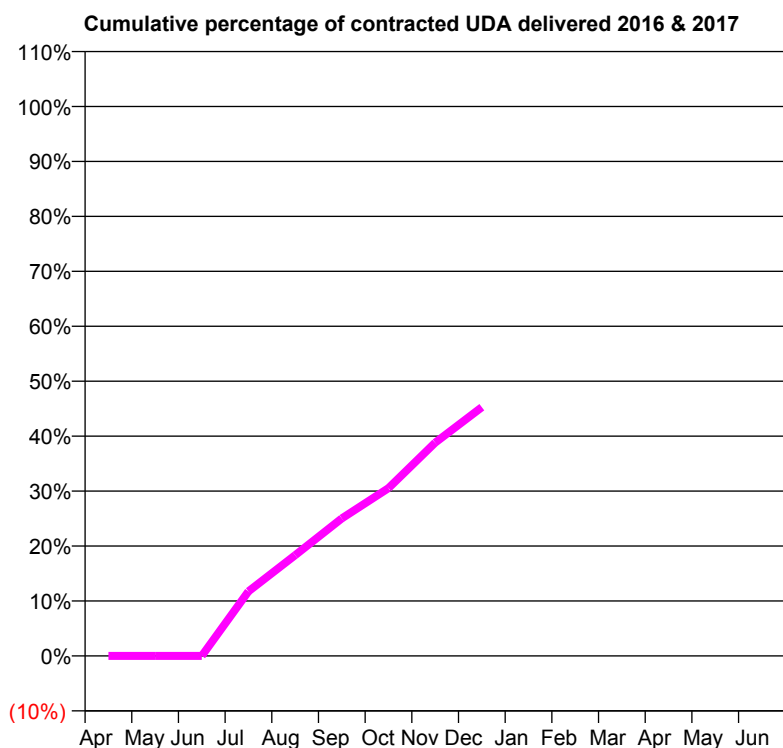
16/17 Contracted general activity (UDA)	10,255
Carry forward general activity (UDA)	0
16/17 Contracted orthodontic activity (UOA)	0
Carry forward orthodontic activity (UOA)	0
Baseline contract value	£257,650.00

ACCESS*

Patients seen in 24 months	Total	Change since previous quarter
Quarter ending December 2015	0	
Quarter ending March 2016	0	
Quarter ending June 2016	0	
Quarter ending September 2016	970	↑
Quarter ending December 2016	1,539	↑
Variance since December 2015	N/A	



ACTIVITY



Month	Adjusted Scheduled Activity (UDA)	
	2016	2017
April	0	0
May	0	0
June	0	0
July	0	1,205
August	0	1,879
September	0	2,566
October	0	3,133
November	0	3,981
December	0	4,641
January	0	
February	0	
March	0	
April	0	
May	0	
June	0	

QUALITY

	Quantity	Base Number	Contract	AT	Region	England
% of FP17s for the same patient ID Re-attending within 3 months - Children	36	463	7.8%	11.4%	12.1%	12.4%
% of FP17s for the same patient ID Re-attending within 3 months - Adults	225	1,500	15.0%	14.8%	15.9%	16.6%
% of FP17s for the same patient ID Re-attending between 3 & 9 months - Children	32	463	6.9%	55.6%	58.6%	57.5%
% of FP17s for the same patient ID Re-attending between 3 & 9 months - Adults	117	1,500	7.8%	48.1%	51.5%	50.4%
% of FP17s for Band 1 Urgent Courses	291	1,963	14.8%	8.4%	8.0%	9.1%
% of FP17s Relating to Free Repair or Replacements	7	1,963	0.4%	0.7%	0.8%	0.8%
% of FP17s Relating to Continuations	11	1,963	0.6%	1.0%	1.2%	1.3%
% of Patients satisfied with the dentistry they have received	0	0	N/A	93.2%	92.8%	92.7%
% of Patients satisfied with the time they had to wait for an appointment	0	0	N/A	87.4%	89.2%	88.8%

* This is based on patients treated on this contract for their most recent course of treatment. Figures in italics indicate the base number of FP17s or Patient Questionnaire responses are less than 100. N/A is shown where the base number of responses is less than 10 during the period. % is calculated as Quantity/Base number*100

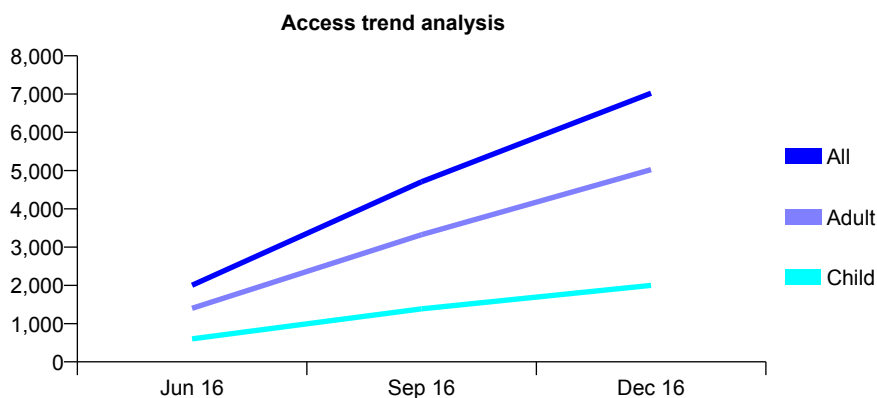
Q58 - Vital Signs At a Glance Contract Report for 100041/0000 - December 2016

Name or company name	2:30 Ltd
Contract type name	GDS Contract
Purpose of contract	General and Orthodontic
Contract start date	01/04/2016
Contract end date	

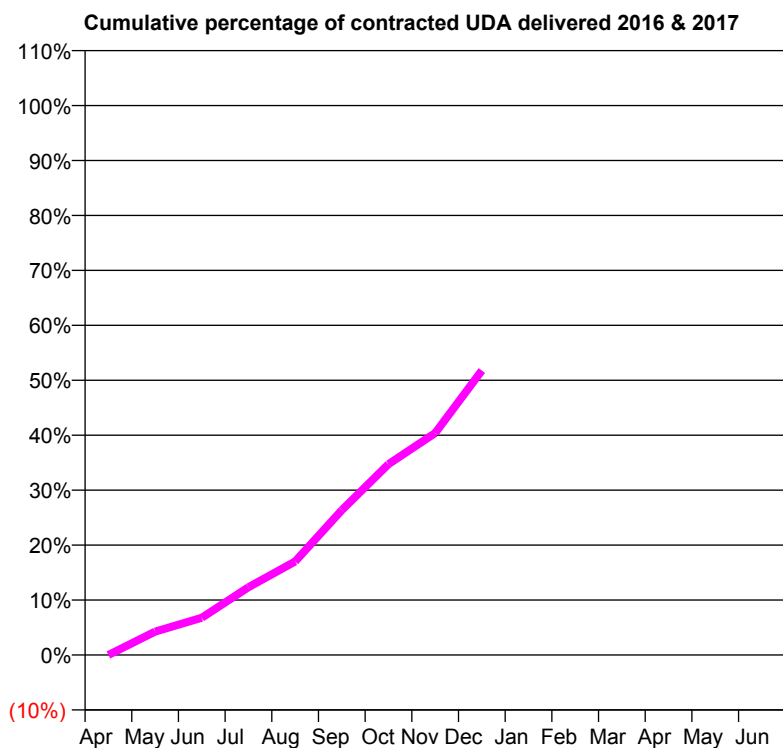
16/17 Contracted general activity (UDA)	31,550
Carry forward general activity (UDA)	0
16/17 Contracted orthodontic activity (UOA)	785
Carry forward orthodontic activity (UOA)	0
Baseline contract value	£932,405.69

ACCESS*

Patients seen in 24 months	Total	Change since previous quarter
Quarter ending December 2015	0	
Quarter ending March 2016	0	
Quarter ending June 2016	2,001	↑
Quarter ending September 2016	4,709	↑
Quarter ending December 2016	7,023	↑
Variance since December 2015	N/A	



ACTIVITY



Month	Adjusted Scheduled Activity (UDA)	
	2016	2017
April	0	0
May	0	1,343
June	0	2,142
July	0	3,889
August	0	5,375
September	0	8,320
October	0	10,963
November	0	12,745
December	0	16,337
January	0	
February	0	
March	0	
April	0	
May	0	
June	0	

QUALITY

	Quantity	Base Number	Contract	AT	Region	England
% of FP17s for the same patient ID Re-attending within 3 months - Children	206	2,548	8.1%	11.4%	12.1%	12.4%
% of FP17s for the same patient ID Re-attending within 3 months - Adults	771	6,520	11.8%	14.8%	15.9%	16.6%
% of FP17s for the same patient ID Re-attending between 3 & 9 months - Children	272	2,548	10.7%	55.6%	58.6%	57.5%
% of FP17s for the same patient ID Re-attending between 3 & 9 months - Adults	714	6,520	11.0%	48.1%	51.5%	50.4%
% of FP17s for Band 1 Urgent Courses	825	8,265	10.0%	8.4%	8.0%	9.1%
% of FP17s Relating to Free Repair or Replacements	68	8,265	0.8%	0.7%	0.8%	0.8%
% of FP17s Relating to Continuations	64	8,265	0.8%	1.0%	1.2%	1.3%
% of Patients satisfied with the dentistry they have received	0	0	N/A	93.2%	92.8%	92.7%
% of Patients satisfied with the time they had to wait for an appointment	0	0	N/A	87.4%	89.2%	88.8%

* This is based on patients treated on this contract for their most recent course of treatment. Figures in italics indicate the base number of FP17s or Patient Questionnaire responses are less than 100. N/A is shown where the base number of responses is less than 10 during the period. % is calculated as Quantity/Base number*100

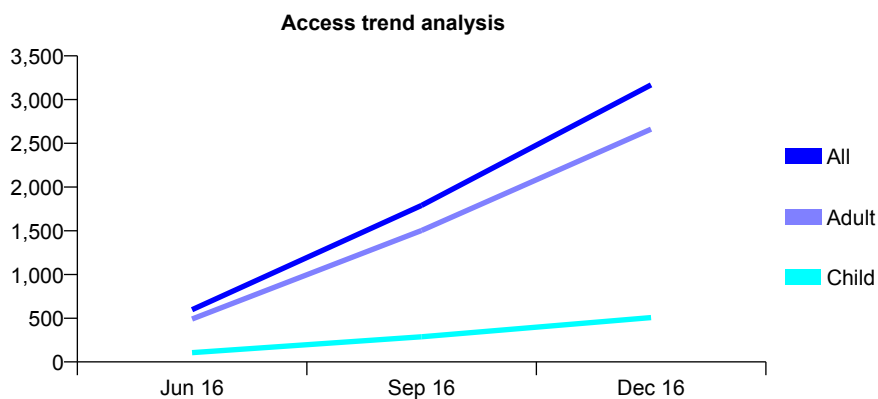
Q58 - Vital Signs At a Glance Contract Report for 100079/0000 - December 2016

Name or company name	Rodericks Dental Limited
Contract type name	PDS Contract
Purpose of contract	General
Contract start date	01/04/2016
Contract end date	31/03/2021

16/17 Contracted general activity (UDA)	22,958
Carry forward general activity (UDA)	0
16/17 Contracted orthodontic activity (UOA)	0
Carry forward orthodontic activity (UOA)	0
Baseline contract value	£575,617.09

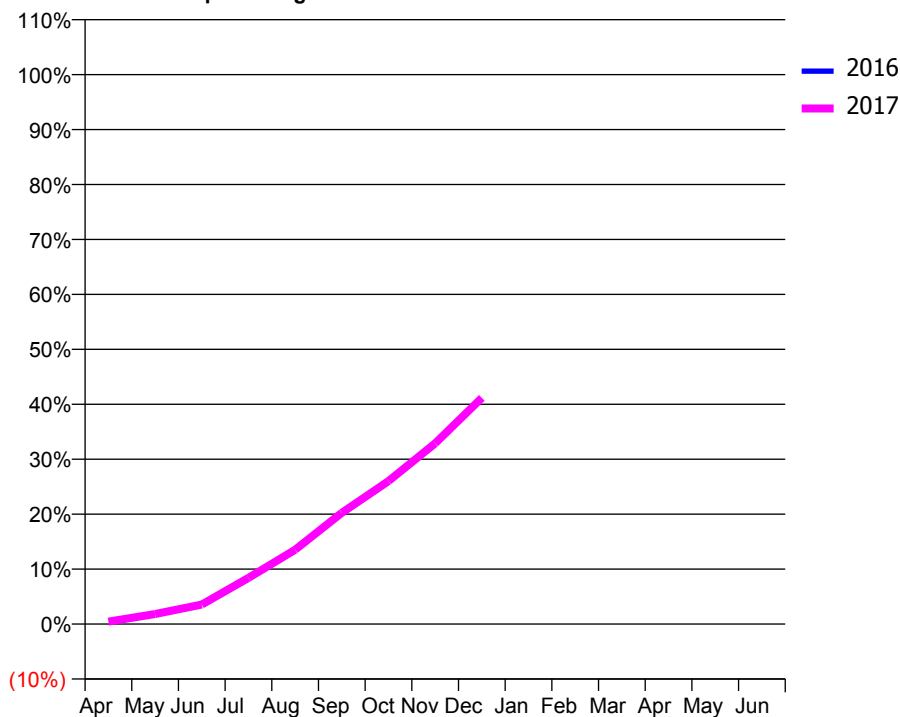
ACCESS*

Patients seen in 24 months	Total	Change since previous quarter
Quarter ending December 2015	0	
Quarter ending March 2016	0	
Quarter ending June 2016	597	↑
Quarter ending September 2016	1,790	↑
Quarter ending December 2016	3,169	↑
Variance since December 2015	N/A	



ACTIVITY

Cumulative percentage of contracted UDA delivered 2016 & 2017



Month	Adjusted Scheduled Activity (UDA)	
	2016	2017
April	0	102
May	0	421
June	0	816
July	0	1,933
August	0	3,105
September	0	4,649
October	0	5,975
November	0	7,552
December	0	9,451
January	0	
February	0	
March	0	
April	0	
May	0	
June	0	

QUALITY

	Quantity	Base Number	Contract	AT	Region	England
% of FP17s for the same patient ID Re-attending within 3 months - Children	69	665	10.4%	11.4%	12.1%	12.4%
% of FP17s for the same patient ID Re-attending within 3 months - Adults	624	3,570	17.5%	14.8%	15.9%	16.6%
% of FP17s for the same patient ID Re-attending between 3 & 9 months - Children	51	665	7.7%	55.6%	58.6%	57.5%
% of FP17s for the same patient ID Re-attending between 3 & 9 months - Adults	172	3,570	4.8%	48.1%	51.5%	50.4%
% of FP17s for Band 1 Urgent Courses	1,556	4,235	36.7%	8.4%	8.0%	9.1%
% of FP17s Relating to Free Repair or Replacements	5	4,235	0.1%	0.7%	0.8%	0.8%
% of FP17s Relating to Continuations	22	4,235	0.5%	1.0%	1.2%	1.3%
% of Patients satisfied with the dentistry they have received	0	0	N/A	93.2%	92.8%	92.7%
% of Patients satisfied with the time they had to wait for an appointment	0	0	N/A	87.4%	89.2%	88.8%

* This is based on patients treated on this contract for their most recent course of treatment. Figures in italics indicate the base number of FP17s or Patient Questionnaire responses are less than 100. N/A is shown where the base number of responses is less than 10 during the period. % is calculated as Quantity/Base number*100

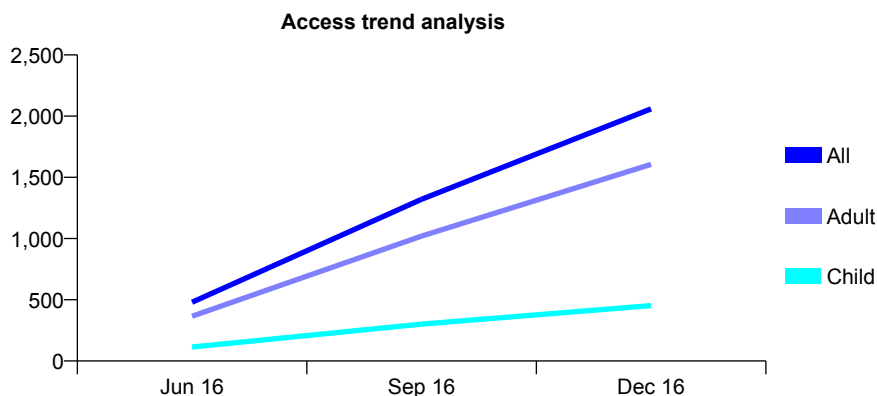
Q58 - Vital Signs At a Glance Contract Report for 100081/0000 - December 2016

Name or company name	Rodericks Dental Limited
Contract type name	PDS Contract
Purpose of contract	General
Contract start date	01/04/2016
Contract end date	31/03/2021

16/17 Contracted general activity (UDA)	24,090
Carry forward general activity (UDA)	0
16/17 Contracted orthodontic activity (UOA)	0
Carry forward orthodontic activity (UOA)	0
Baseline contract value	£590,699.21

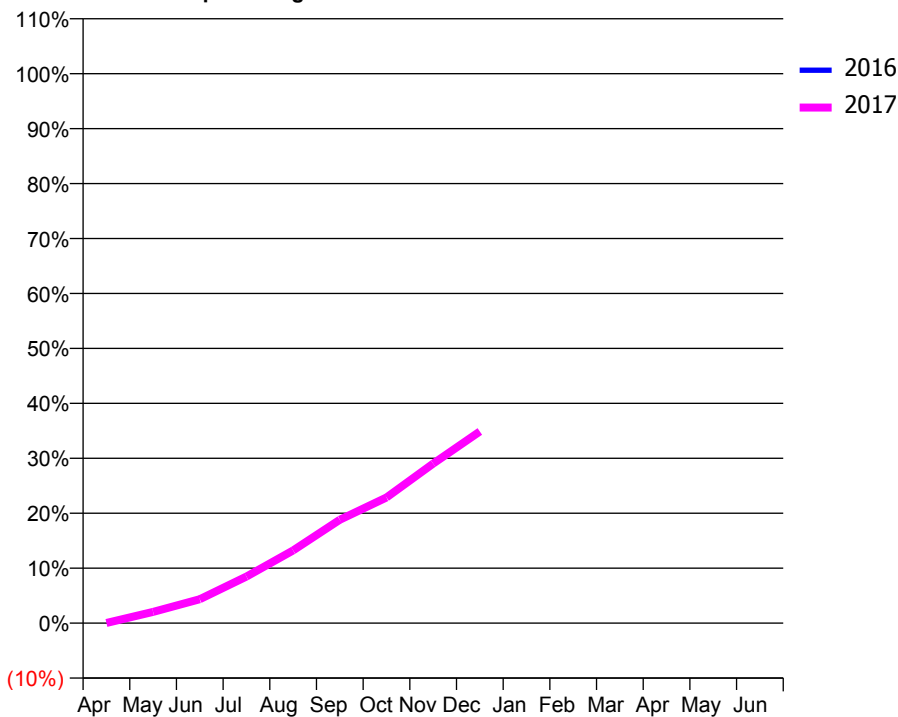
ACCESS*

Patients seen in 24 months	Total	Change since previous quarter
Quarter ending December 2015	0	
Quarter ending March 2016	0	
Quarter ending June 2016	480	↑
Quarter ending September 2016	1,321	↑
Quarter ending December 2016	2,059	↑
Variance since December 2015	N/A	



ACTIVITY

Cumulative percentage of contracted UDA delivered 2016 & 2017



Month	Adjusted Scheduled Activity (UDA)	
	2016	2017
April	0	11
May	0	492
June	0	1,052
July	0	2,042
August	0	3,189
September	0	4,535
October	0	5,508
November	0	6,994
December	0	8,401
January	0	
February	0	
March	0	
April	0	
May	0	
June	0	

QUALITY

	Quantity	Base Number	Contract	AT	Region	England
% of FP17s for the same patient ID Re-attending within 3 months - Children	80	700	11.4%	11.4%	12.1%	12.4%
% of FP17s for the same patient ID Re-attending within 3 months - Adults	391	2,515	15.5%	14.8%	15.9%	16.6%
% of FP17s for the same patient ID Re-attending between 3 & 9 months - Children	46	700	6.6%	55.6%	58.6%	57.5%
% of FP17s for the same patient ID Re-attending between 3 & 9 months - Adults	99	2,515	3.9%	48.1%	51.5%	50.4%
% of FP17s for Band 1 Urgent Courses	1,358	3,215	42.2%	8.4%	8.0%	9.1%
% of FP17s Relating to Free Repair or Replacements	2	3,215	0.1%	0.7%	0.8%	0.8%
% of FP17s Relating to Continuations	3	3,215	0.1%	1.0%	1.2%	1.3%
% of Patients satisfied with the dentistry they have received	0	0	N/A	93.2%	92.8%	92.7%
% of Patients satisfied with the time they had to wait for an appointment	0	0	N/A	87.4%	89.2%	88.8%

* This is based on patients treated on this contract for their most recent course of treatment. Figures in italics indicate the base number of FP17s or Patient Questionnaire responses are less than 100. N/A is shown where the base number of responses is less than 10 during the period. % is calculated as Quantity/Base number*100

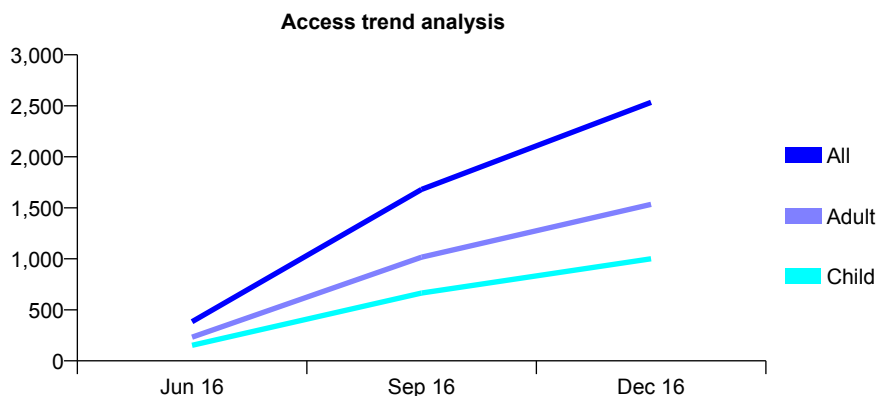
Q58 - Vital Signs At a Glance Contract Report for 100082/0000 - December 2016

Name or company name	Rodericks Dental Limited
Contract type name	PDS Contract
Purpose of contract	General
Contract start date	01/04/2016
Contract end date	31/03/2021

16/17 Contracted general activity (UDA)	13,041
Carry forward general activity (UDA)	0
16/17 Contracted orthodontic activity (UOA)	0
Carry forward orthodontic activity (UOA)	0
Baseline contract value	£327,678.03

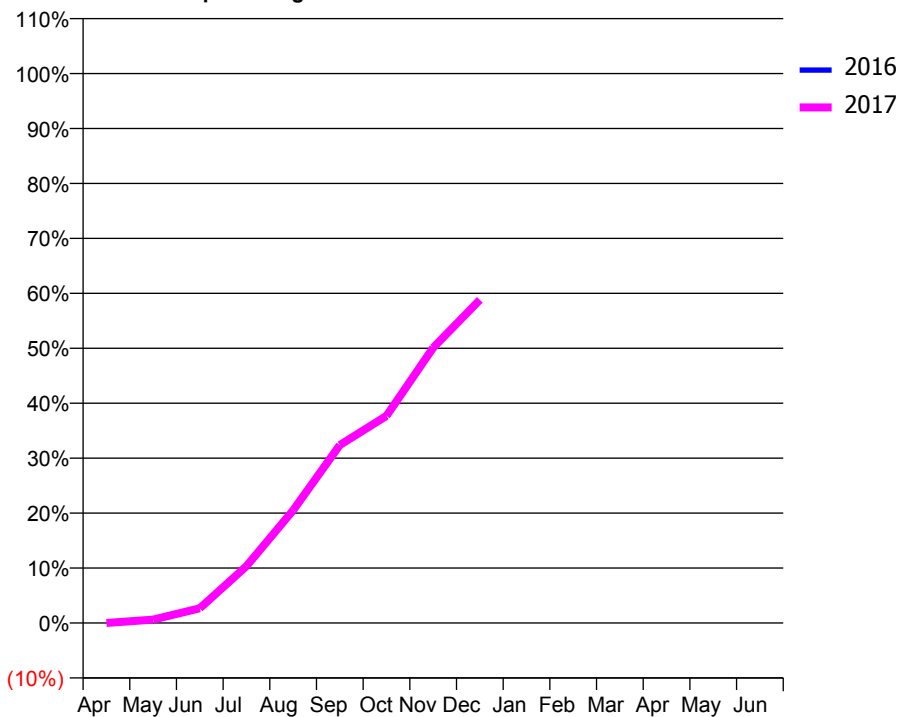
ACCESS*

Patients seen in 24 months	Total	Change since previous quarter
Quarter ending December 2015	0	
Quarter ending March 2016	0	
Quarter ending June 2016	384	↑
Quarter ending September 2016	1,681	↑
Quarter ending December 2016	2,534	↑
Variance since December 2015	N/A	



ACTIVITY

Cumulative percentage of contracted UDA delivered 2016 & 2017



Month	Adjusted Scheduled Activity (UDA)	
	2016	2017
April	0	0
May	0	82
June	0	350
July	0	1,349
August	0	2,675
September	0	4,222
October	0	4,916
November	0	6,533
December	0	7,670
January	0	
February	0	
March	0	
April	0	
May	0	
June	0	

QUALITY

	Quantity	Base Number	Contract	AT	Region	England
% of FP17s for the same patient ID Re-attending within 3 months - Children	79	1,178	6.7%	11.4%	12.1%	12.4%
% of FP17s for the same patient ID Re-attending within 3 months - Adults	176	1,859	9.5%	14.8%	15.9%	16.6%
% of FP17s for the same patient ID Re-attending between 3 & 9 months - Children	83	1,178	7.0%	55.6%	58.6%	57.5%
% of FP17s for the same patient ID Re-attending between 3 & 9 months - Adults	128	1,859	6.9%	48.1%	51.5%	50.4%
% of FP17s for Band 1 Urgent Courses	228	3,037	7.5%	8.4%	8.0%	9.1%
% of FP17s Relating to Free Repair or Replacements	0	3,037	0.0%	0.7%	0.8%	0.8%
% of FP17s Relating to Continuations	5	3,037	0.2%	1.0%	1.2%	1.3%
% of Patients satisfied with the dentistry they have received	0	0	N/A	93.2%	92.8%	92.7%
% of Patients satisfied with the time they had to wait for an appointment	0	0	N/A	87.4%	89.2%	88.8%

* This is based on patients treated on this contract for their most recent course of treatment. Figures in italics indicate the base number of FP17s or Patient Questionnaire responses are less than 100. N/A is shown where the base number of responses is less than 10 during the period. % is calculated as Quantity/Base number*100

Q58 - Vital Signs At a Glance Contract Report for 100232/0000 - December 2016


Name or company name	Mr R Naidoo and Mrs S Naidoo
Contract type name	GDS Contract
Purpose of contract	General
Contract start date	01/11/2016
Contract end date	

16/17 Contracted general activity (UDA)	3,085
Carry forward general activity (UDA)	0
16/17 Contracted orthodontic activity (UOA)	0
Carry forward orthodontic activity (UOA)	0
Baseline contract value	£78,642.14

ACCESS*

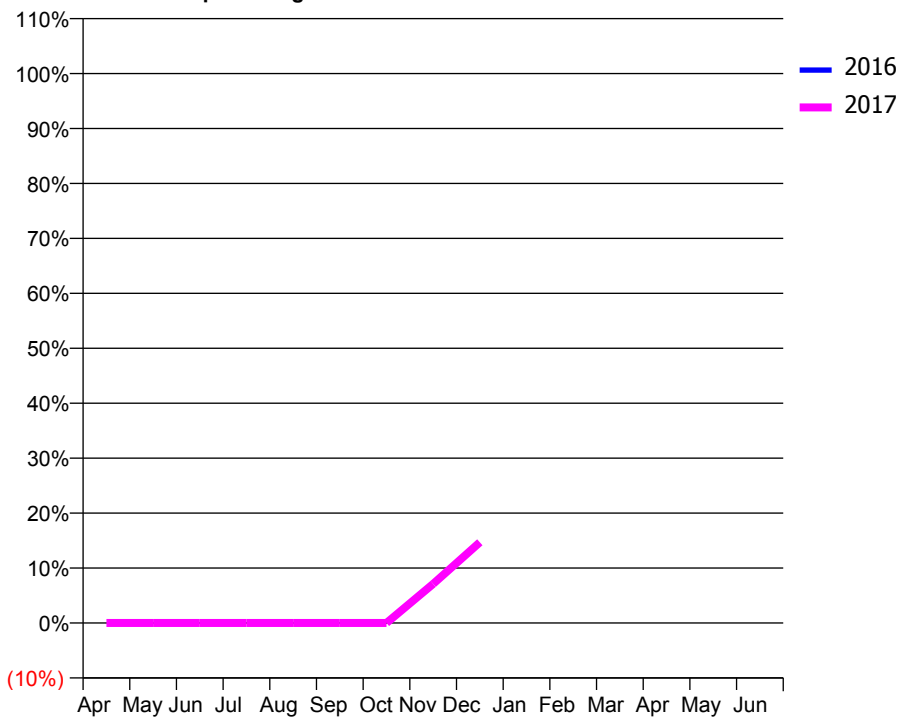
Patients seen in 24 months	Total	Change since previous quarter
Quarter ending December 2015	0	
Quarter ending March 2016	0	
Quarter ending June 2016	0	
Quarter ending September 2016	0	
Quarter ending December 2016	170	↑
Variance since December 2015	N/A	

Access trend analysis



ACTIVITY

Cumulative percentage of contracted UDA delivered 2016 & 2017



Month	Adjusted Scheduled Activity (UDA)	
	2016	2017
April	0	0
May	0	0
June	0	0
July	0	0
August	0	0
September	0	0
October	0	0
November	0	220
December	0	453
January	0	
February	0	
March	0	
April	0	
May	0	
June	0	

QUALITY

	Quantity	Base Number	Contract	AT	Region	England
% of FP17s for the same patient ID Re-attending within 3 months - Children	0	53	0.0%	11.4%	12.1%	12.4%
% of FP17s for the same patient ID Re-attending within 3 months - Adults	0	116	0.0%	14.8%	15.9%	16.6%
% of FP17s for the same patient ID Re-attending between 3 & 9 months - Children	0	53	0.0%	55.6%	58.6%	57.5%
% of FP17s for the same patient ID Re-attending between 3 & 9 months - Adults	0	116	0.0%	48.1%	51.5%	50.4%
% of FP17s for Band 1 Urgent Courses	10	169	5.9%	8.4%	8.0%	9.1%
% of FP17s Relating to Free Repair or Replacements	0	169	0.0%	0.7%	0.8%	0.8%
% of FP17s Relating to Continuations	0	169	0.0%	1.0%	1.2%	1.3%
% of Patients satisfied with the dentistry they have received	0	0	N/A	93.2%	92.8%	92.7%
% of Patients satisfied with the time they had to wait for an appointment	0	0	N/A	87.4%	89.2%	88.8%

* This is based on patients treated on this contract for their most recent course of treatment. Figures in italics indicate the base number of FP17s or Patient Questionnaire responses are less than 100. N/A is shown where the base number of responses is less than 10 during the period. % is calculated as Quantity/Base number*100

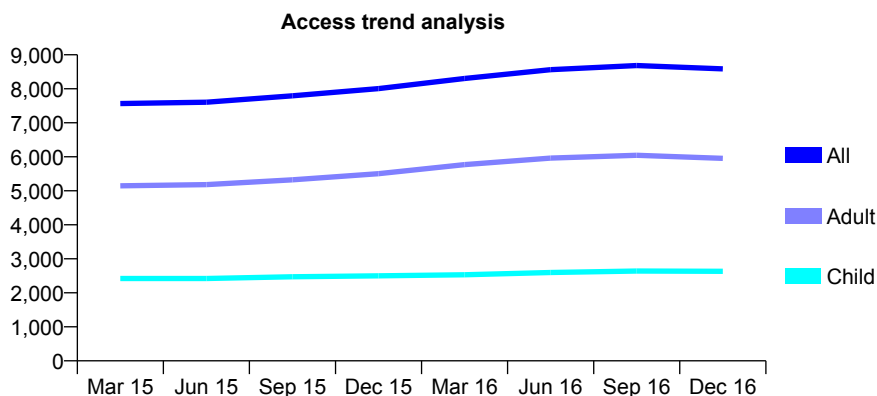
Q58 - Vital Signs At a Glance Contract Report for 101281/0053 - December 2016

Name or company name	OASIS DENTAL CARE LTD
Contract type name	GDS Contract
Purpose of contract	General
Contract start date	01/04/2006
Contract end date	

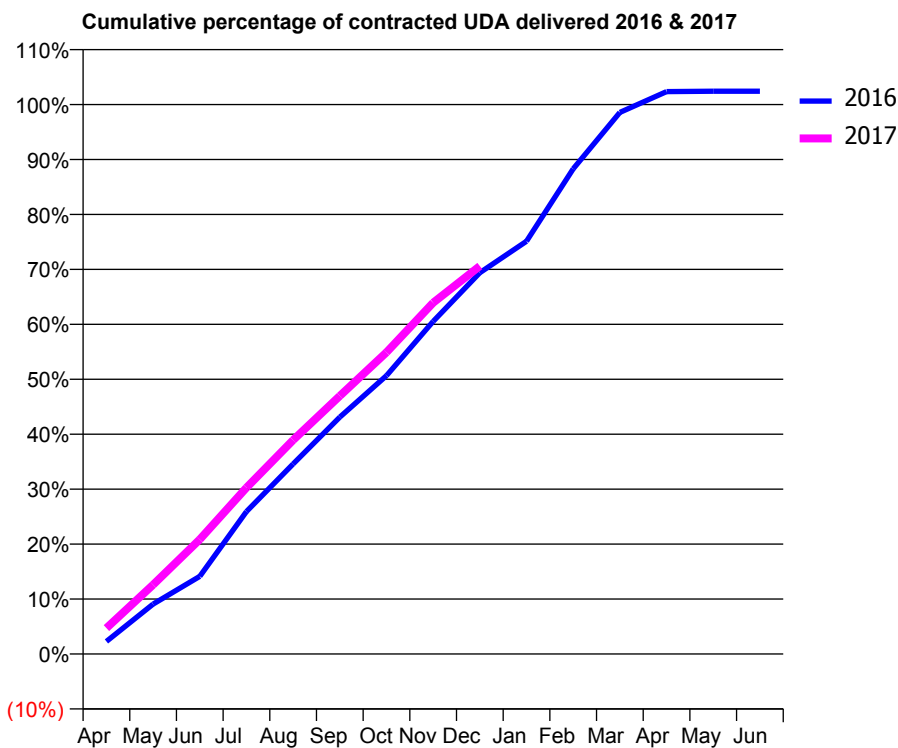
16/17 Contracted general activity (UDA)	22,735
Carry forward general activity (UDA)	0
16/17 Contracted orthodontic activity (UOA)	0
Carry forward orthodontic activity (UOA)	0
Baseline contract value	£570,910.95

ACCESS*

Patients seen in 24 months	Total	Change since previous quarter
Quarter ending December 2015	8,004	
Quarter ending March 2016	8,303	↑
Quarter ending June 2016	8,561	↑
Quarter ending September 2016	8,685	→
Quarter ending December 2016	8,588	↓
Variance since December 2015	7.3%	↑



ACTIVITY



Month	Adjusted Scheduled Activity (UDA)	
	2016	2017
April	523	1,072
May	2,067	2,866
June	3,212	4,742
July	5,896	6,885
August	7,866	8,852
September	9,802	10,680
October	11,515	12,483
November	13,765	14,535
December	15,778	16,055
January	17,079	
February	20,072	
March	22,408	
April	23,270	
May	23,287	
June	23,283	

QUALITY

	Quantity	Base Number	Contract	AT	Region	England
% of FP17s for the same patient ID Re-attending within 3 months - Children	265	3,251	8.2%	11.4%	12.1%	12.4%
% of FP17s for the same patient ID Re-attending within 3 months - Adults	1,140	6,664	17.1%	14.8%	15.9%	16.6%
% of FP17s for the same patient ID Re-attending between 3 & 9 months - Children	2,135	3,251	65.7%	55.6%	58.6%	57.5%
% of FP17s for the same patient ID Re-attending between 3 & 9 months - Adults	3,787	6,664	56.8%	48.1%	51.5%	50.4%
% of FP17s for Band 1 Urgent Courses	1,178	9,440	12.5%	8.4%	8.0%	9.1%
% of FP17s Relating to Free Repair or Replacements	61	9,440	0.6%	0.7%	0.8%	0.8%
% of FP17s Relating to Continuations	59	9,440	0.6%	1.0%	1.2%	1.3%
% of Patients satisfied with the dentistry they have received	5	7	N/A	93.2%	92.8%	92.7%
% of Patients satisfied with the time they had to wait for an appointment	7	7	N/A	87.4%	89.2%	88.8%

* This is based on patients treated on this contract for their most recent course of treatment. Figures in italics indicate the base number of FP17s or Patient Questionnaire responses are less than 100. N/A is shown where the base number of responses is less than 10 during the period. % is calculated as Quantity/Base number*100

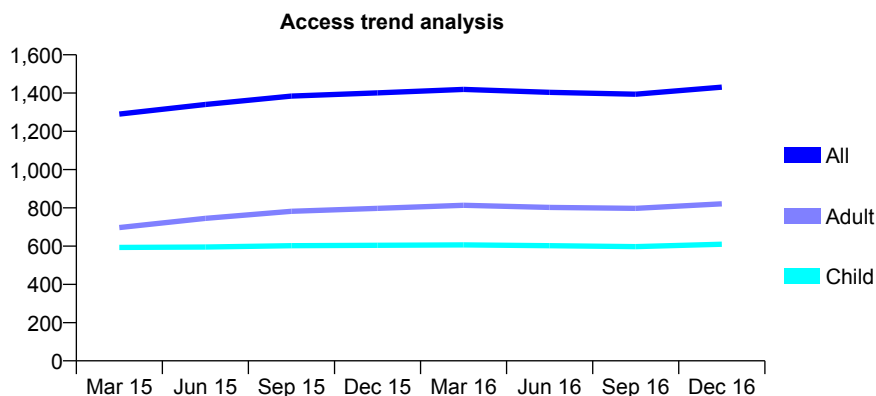
Q58 - Vital Signs At a Glance Contract Report for 101281/0075 - December 2016

Name or company name	OASIS DENTAL CARE LTD
Contract type name	GDS Contract
Purpose of contract	General
Contract start date	01/04/2006
Contract end date	

16/17 Contracted general activity (UDA)	3,032
Carry forward general activity (UDA)	-60
16/17 Contracted orthodontic activity (UOA)	0
Carry forward orthodontic activity (UOA)	0
Baseline contract value	£63,428.57

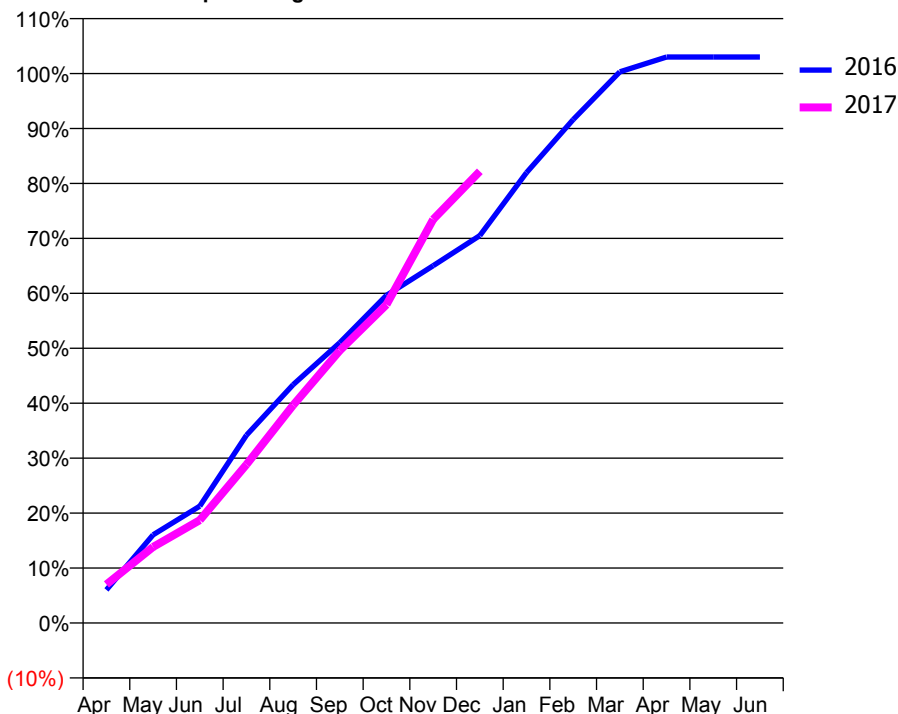
ACCESS*

Patients seen in 24 months	Total	Change since previous quarter
Quarter ending December 2015	1,401	
Quarter ending March 2016	1,419	→
Quarter ending June 2016	1,404	↓
Quarter ending September 2016	1,394	→
Quarter ending December 2016	1,431	↑
Variance since December 2015	2.1%	↑



ACTIVITY

Cumulative percentage of contracted UDA delivered 2016 & 2017



Month	Adjusted Scheduled Activity (UDA)	
	2016	2017
April	183	213
May	487	420
June	645	568
July	1,036	874
August	1,315	1,202
September	1,547	1,503
October	1,808	1,757
November	1,971	2,227
December	2,138	2,493
January	2,485	
February	2,778	
March	3,041	
April	3,123	
May	3,123	
June	3,123	

QUALITY

	Quantity	Base Number	Contract	AT	Region	England
% of FP17s for the same patient ID Re-attending within 3 months - Children	37	717	5.2%	11.4%	12.1%	12.4%
% of FP17s for the same patient ID Re-attending within 3 months - Adults	146	882	16.6%	14.8%	15.9%	16.6%
% of FP17s for the same patient ID Re-attending between 3 & 9 months - Children	486	717	67.8%	55.6%	58.6%	57.5%
% of FP17s for the same patient ID Re-attending between 3 & 9 months - Adults	509	882	57.7%	48.1%	51.5%	50.4%
% of FP17s for Band 1 Urgent Courses	119	1,538	7.7%	8.4%	8.0%	9.1%
% of FP17s Relating to Free Repair or Replacements	3	1,538	0.2%	0.7%	0.8%	0.8%
% of FP17s Relating to Continuations	15	1,538	1.0%	1.0%	1.2%	1.3%
% of Patients satisfied with the dentistry they have received	5	5	N/A	93.2%	92.8%	92.7%
% of Patients satisfied with the time they had to wait for an appointment	5	5	N/A	87.4%	89.2%	88.8%

* This is based on patients treated on this contract for their most recent course of treatment. Figures in italics indicate the base number of FP17s or Patient Questionnaire responses are less than 100. N/A is shown where the base number of responses is less than 10 during the period. % is calculated as Quantity/Base number*100

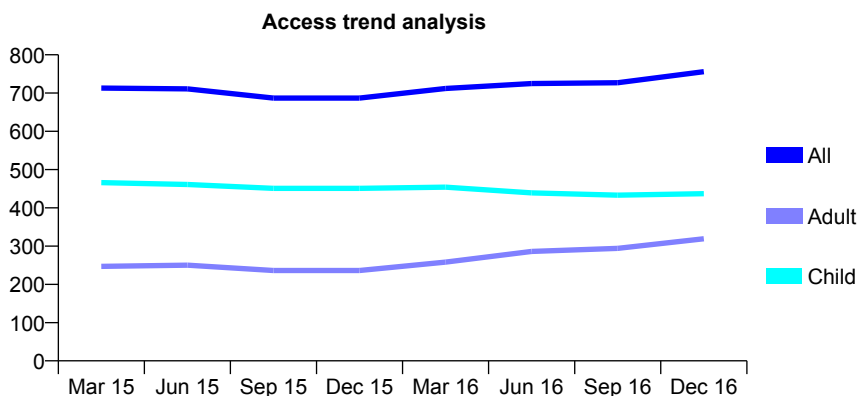
Q58 - Vital Signs At a Glance Contract Report for 101281/0091 - December 2016

Name or company name	OASIS DENTAL CARE LTD
Contract type name	GDS Contract
Purpose of contract	General
Contract start date	01/04/2006
Contract end date	

16/17 Contracted general activity (UDA)	1,300
Carry forward general activity (UDA)	0
16/17 Contracted orthodontic activity (UOA)	0
Carry forward orthodontic activity (UOA)	0
Baseline contract value	£33,935.50

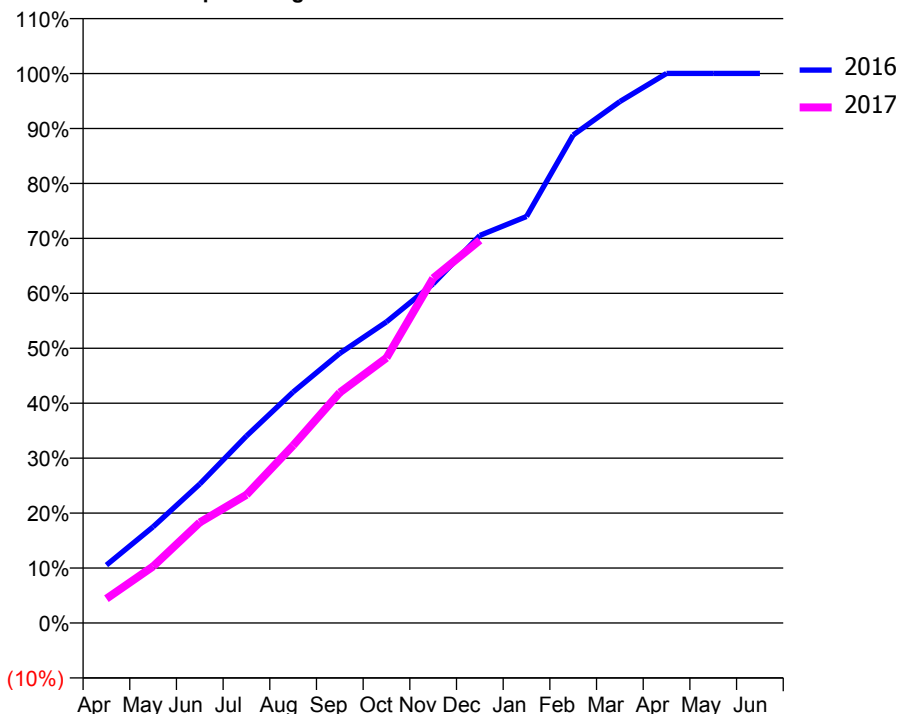
ACCESS*

Patients seen in 24 months	Total	Change since previous quarter
Quarter ending December 2015	687	
Quarter ending March 2016	712	↑
Quarter ending June 2016	725	→
Quarter ending September 2016	727	→
Quarter ending December 2016	756	↑
Variance since December 2015	10.0%	↑



ACTIVITY

Cumulative percentage of contracted UDA delivered 2016 & 2017



Month	Adjusted Scheduled Activity (UDA)	
	2016	2017
April	137	58
May	228	134
June	329	238
July	443	303
August	547	420
September	638	545
October	712	627
November	802	816
December	917	905
January	962	
February	1,154	
March	1,234	
April	1,300	
May	1,300	
June	1,300	

QUALITY

	Quantity	Base Number	Contract	AT	Region	England
% of FP17s for the same patient ID Re-attending within 3 months - Children	22	437	5.0%	11.4%	12.1%	12.4%
% of FP17s for the same patient ID Re-attending within 3 months - Adults	24	280	8.6%	14.8%	15.9%	16.6%
% of FP17s for the same patient ID Re-attending between 3 & 9 months - Children	231	437	52.9%	55.6%	58.6%	57.5%
% of FP17s for the same patient ID Re-attending between 3 & 9 months - Adults	101	280	36.1%	48.1%	51.5%	50.4%
% of FP17s for Band 1 Urgent Courses	27	667	4.0%	8.4%	8.0%	9.1%
% of FP17s Relating to Free Repair or Replacements	0	667	0.0%	0.7%	0.8%	0.8%
% of FP17s Relating to Continuations	9	667	1.3%	1.0%	1.2%	1.3%
% of Patients satisfied with the dentistry they have received	1	1	N/A	93.2%	92.8%	92.7%
% of Patients satisfied with the time they had to wait for an appointment	1	1	N/A	87.4%	89.2%	88.8%

* This is based on patients treated on this contract for their most recent course of treatment. Figures in italics indicate the base number of FP17s or Patient Questionnaire responses are less than 100. N/A is shown where the base number of responses is less than 10 during the period. % is calculated as Quantity/Base number*100

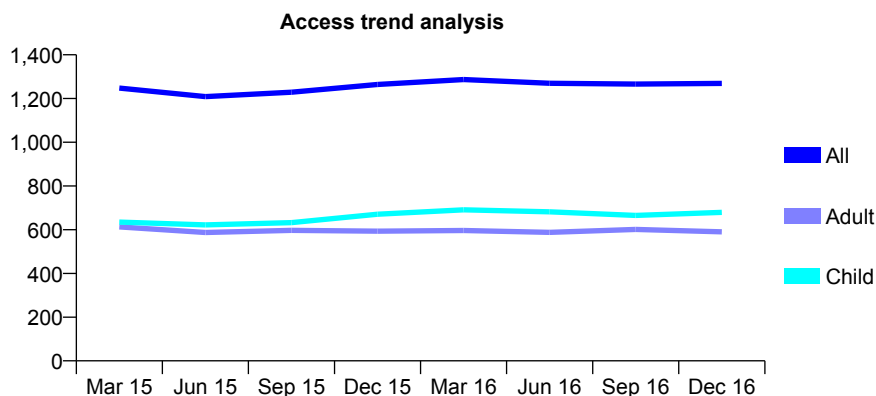
Q58 - Vital Signs At a Glance Contract Report for 101281/0125 - December 2016

Name or company name	OASIS DENTAL CARE LTD
Contract type name	GDS Contract
Purpose of contract	General
Contract start date	01/04/2006
Contract end date	

16/17 Contracted general activity (UDA)	3,558
Carry forward general activity (UDA)	-22
16/17 Contracted orthodontic activity (UOA)	0
Carry forward orthodontic activity (UOA)	0
Baseline contract value	£84,190.73

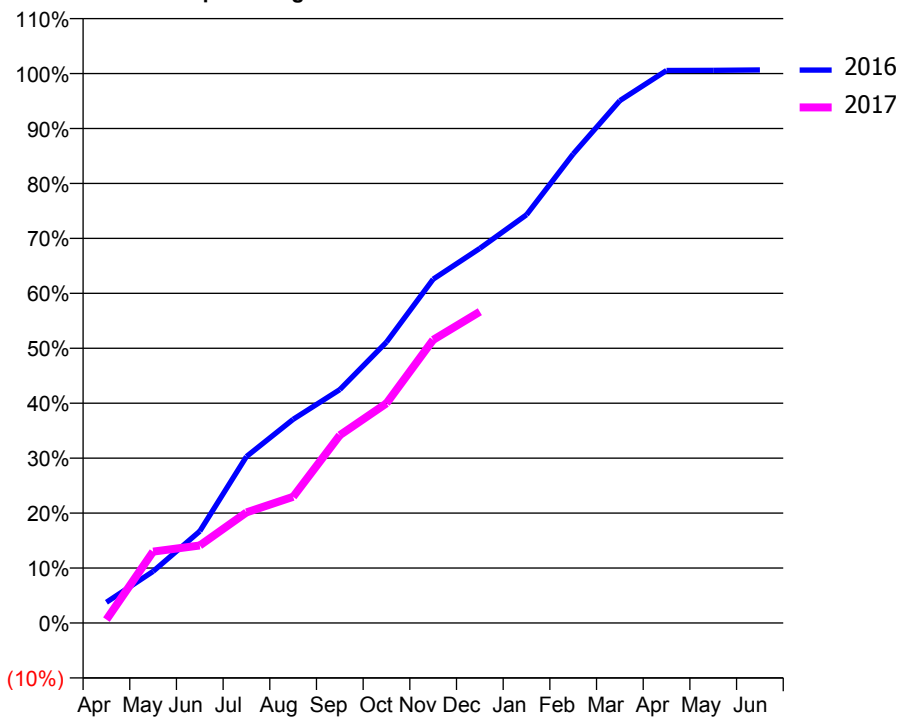
ACCESS*

Patients seen in 24 months	Total	Change since previous quarter
Quarter ending December 2015	1,264	
Quarter ending March 2016	1,287	→
Quarter ending June 2016	1,270	↓
Quarter ending September 2016	1,266	→
Quarter ending December 2016	1,269	→
Variance since December 2015	0.4%	→



ACTIVITY

Cumulative percentage of contracted UDA delivered 2016 & 2017



Month	Adjusted Scheduled Activity (UDA)	
	2016	2017
April	134	22
May	335	462
June	595	502
July	1,078	716
August	1,319	817
September	1,511	1,216
October	1,819	1,422
November	2,226	1,834
December	2,426	2,016
January	2,643	
February	3,037	
March	3,383	
April	3,578	
May	3,579	
June	3,581	

QUALITY

	Quantity	Base Number	Contract	AT	Region	England
% of FP17s for the same patient ID Re-attending within 3 months - Children	56	770	7.3%	11.4%	12.1%	12.4%
% of FP17s for the same patient ID Re-attending within 3 months - Adults	58	533	10.9%	14.8%	15.9%	16.6%
% of FP17s for the same patient ID Re-attending between 3 & 9 months - Children	497	770	64.5%	55.6%	58.6%	57.5%
% of FP17s for the same patient ID Re-attending between 3 & 9 months - Adults	301	533	56.5%	48.1%	51.5%	50.4%
% of FP17s for Band 1 Urgent Courses	58	1,212	4.8%	8.4%	8.0%	9.1%
% of FP17s Relating to Free Repair or Replacements	3	1,212	0.2%	0.7%	0.8%	0.8%
% of FP17s Relating to Continuations	10	1,212	0.8%	1.0%	1.2%	1.3%
% of Patients satisfied with the dentistry they have received	0	0	N/A	93.2%	92.8%	92.7%
% of Patients satisfied with the time they had to wait for an appointment	0	0	N/A	87.4%	89.2%	88.8%

* This is based on patients treated on this contract for their most recent course of treatment. Figures in italics indicate the base number of FP17s or Patient Questionnaire responses are less than 100. N/A is shown where the base number of responses is less than 10 during the period. % is calculated as Quantity/Base number*100

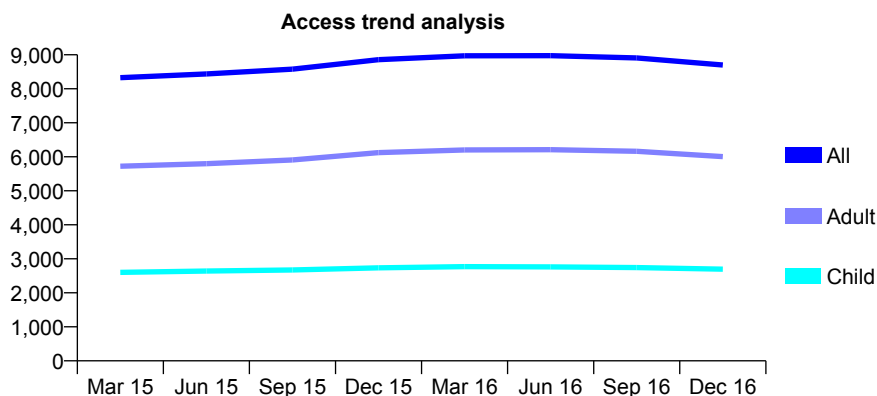
Q58 - Vital Signs At a Glance Contract Report for 101281/0162 - December 2016

Name or company name	OASIS DENTAL CARE LTD
Contract type name	GDS Contract
Purpose of contract	General
Contract start date	23/10/2006
Contract end date	

16/17 Contracted general activity (UDA)	26,700
Carry forward general activity (UDA)	-291
16/17 Contracted orthodontic activity (UOA)	0
Carry forward orthodontic activity (UOA)	0
Baseline contract value	£669,947.42

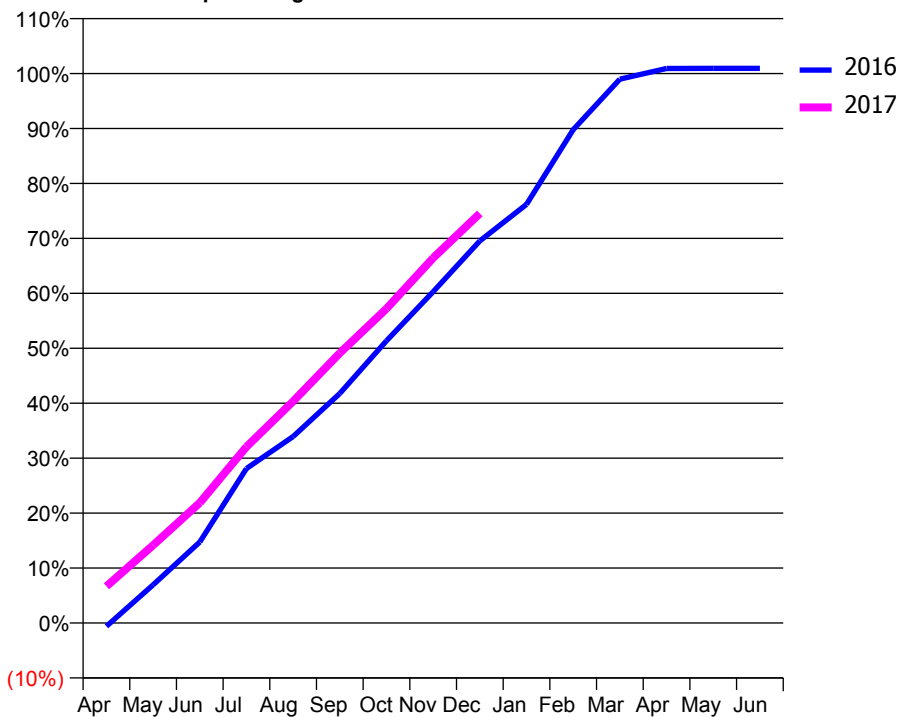
ACCESS*

Patients seen in 24 months	Total	Change since previous quarter
Quarter ending December 2015	8,856	
Quarter ending March 2016	8,972	→
Quarter ending June 2016	8,973	→
Quarter ending September 2016	8,907	→
Quarter ending December 2016	8,699	↓
Variance since December 2015	(1.8%)	↓



ACTIVITY

Cumulative percentage of contracted UDA delivered 2016 & 2017



Month	Adjusted Scheduled Activity (UDA)	
	2016	2017
April	-189	1,785
May	2,139	3,778
June	4,541	5,839
July	8,658	8,565
August	10,453	10,773
September	12,864	13,119
October	15,821	15,274
November	18,569	17,737
December	21,414	19,901
January	23,464	
February	27,652	
March	30,486	
April	31,083	
May	31,087	
June	31,091	

QUALITY

	Quantity	Base Number	Contract	AT	Region	England
% of FP17s for the same patient ID Re-attending within 3 months - Children	308	2,761	11.2%	11.4%	12.1%	12.4%
% of FP17s for the same patient ID Re-attending within 3 months - Adults	1,458	6,241	23.4%	14.8%	15.9%	16.6%
% of FP17s for the same patient ID Re-attending between 3 & 9 months - Children	1,652	2,761	59.8%	55.6%	58.6%	57.5%
% of FP17s for the same patient ID Re-attending between 3 & 9 months - Adults	3,293	6,241	52.8%	48.1%	51.5%	50.4%
% of FP17s for Band 1 Urgent Courses	1,001	8,736	11.5%	8.4%	8.0%	9.1%
% of FP17s Relating to Free Repair or Replacements	223	8,736	2.6%	0.7%	0.8%	0.8%
% of FP17s Relating to Continuations	294	8,736	3.4%	1.0%	1.2%	1.3%
% of Patients satisfied with the dentistry they have received	5	5	N/A	93.2%	92.8%	92.7%
% of Patients satisfied with the time they had to wait for an appointment	3	5	N/A	87.4%	89.2%	88.8%

* This is based on patients treated on this contract for their most recent course of treatment. Figures in italics indicate the base number of FP17s or Patient Questionnaire responses are less than 100. N/A is shown where the base number of responses is less than 10 during the period. % is calculated as Quantity/Base number*100

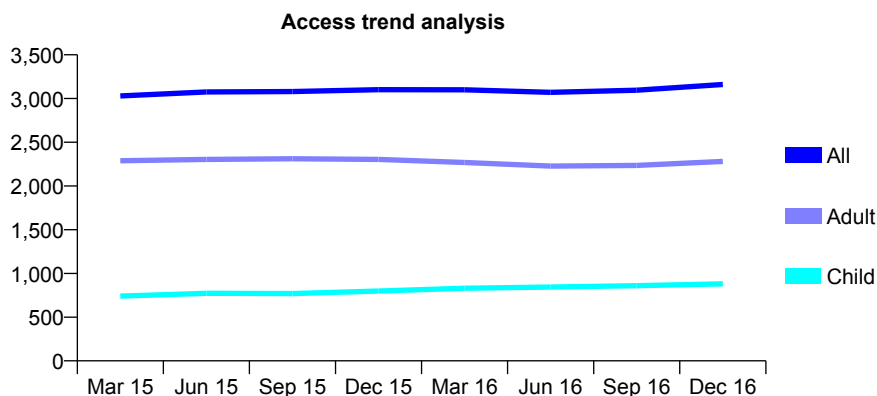
Q58 - Vital Signs At a Glance Contract Report for 101281/0192 - December 2016

Name or company name	OASIS DENTAL CARE LTD
Contract type name	GDS Contract
Purpose of contract	General
Contract start date	01/11/2008
Contract end date	

16/17 Contracted general activity (UDA)	9,273
Carry forward general activity (UDA)	0
16/17 Contracted orthodontic activity (UOA)	0
Carry forward orthodontic activity (UOA)	0
Baseline contract value	£242,064.53

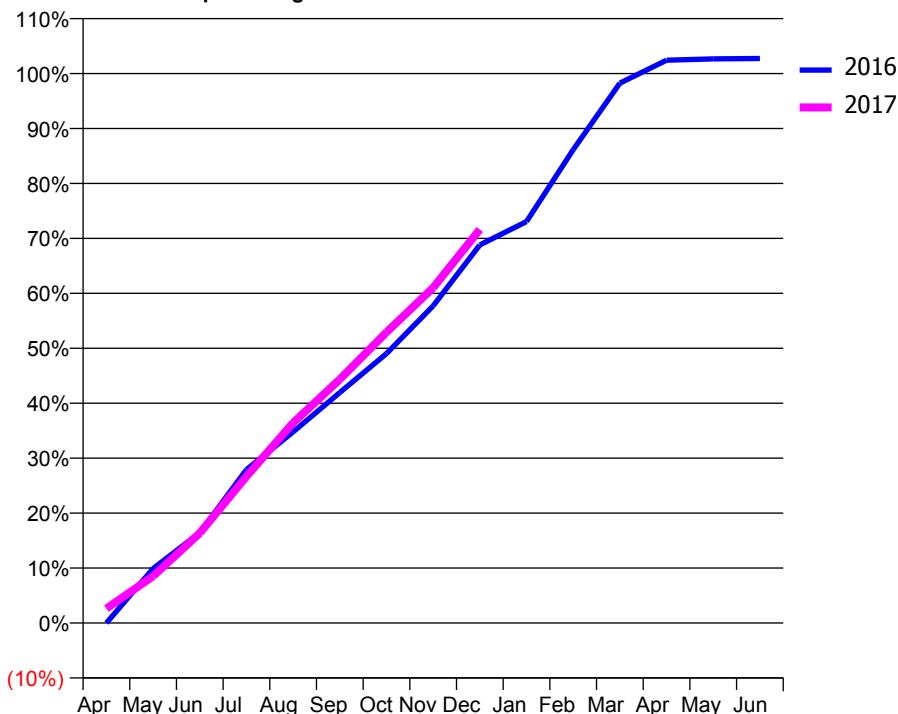
ACCESS*

Patients seen in 24 months	Total	Change since previous quarter
Quarter ending December 2015	3,101	
Quarter ending March 2016	3,100	→
Quarter ending June 2016	3,071	→
Quarter ending September 2016	3,095	→
Quarter ending December 2016	3,160	↑
Variance since December 2015	1.9%	→



ACTIVITY

Cumulative percentage of contracted UDA delivered 2016 & 2017



Month	Adjusted Scheduled Activity (UDA)	
	2016	2017
April	0	244
May	918	791
June	1,524	1,518
July	2,589	2,475
August	3,225	3,378
September	3,889	4,113
October	4,546	4,907
November	5,353	5,659
December	6,380	6,643
January	6,774	
February	7,988	
March	9,110	
April	9,497	
May	9,519	
June	9,527	

QUALITY

	Quantity	Base Number	Contract	AT	Region	England
% of FP17s for the same patient ID Re-attending within 3 months - Children	61	864	7.1%	11.4%	12.1%	12.4%
% of FP17s for the same patient ID Re-attending within 3 months - Adults	334	1,985	16.8%	14.8%	15.9%	16.6%
% of FP17s for the same patient ID Re-attending between 3 & 9 months - Children	462	864	53.5%	55.6%	58.6%	57.5%
% of FP17s for the same patient ID Re-attending between 3 & 9 months - Adults	733	1,985	36.9%	48.1%	51.5%	50.4%
% of FP17s for Band 1 Urgent Courses	238	2,702	8.8%	8.4%	8.0%	9.1%
% of FP17s Relating to Free Repair or Replacements	32	2,702	1.2%	0.7%	0.8%	0.8%
% of FP17s Relating to Continuations	30	2,702	1.1%	1.0%	1.2%	1.3%
% of Patients satisfied with the dentistry they have received	1	2	N/A	93.2%	92.8%	92.7%
% of Patients satisfied with the time they had to wait for an appointment	1	2	N/A	87.4%	89.2%	88.8%

* This is based on patients treated on this contract for their most recent course of treatment. Figures in italics indicate the base number of FP17s or Patient Questionnaire responses are less than 100. N/A is shown where the base number of responses is less than 10 during the period. % is calculated as Quantity/Base number*100

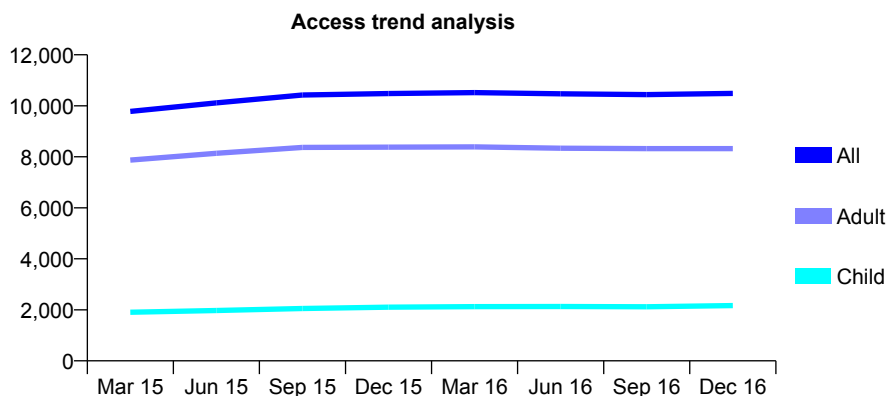
Q58 - Vital Signs At a Glance Contract Report for 101281/0229 - December 2016

Name or company name	OASIS DENTAL CARE LTD
Contract type name	PDS Contract
Purpose of contract	General
Contract start date	13/12/2010
Contract end date	30/09/2020

16/17 Contracted general activity (UDA)	28,900
Carry forward general activity (UDA)	-578
16/17 Contracted orthodontic activity (UOA)	0
Carry forward orthodontic activity (UOA)	0
Baseline contract value	£779,941.61

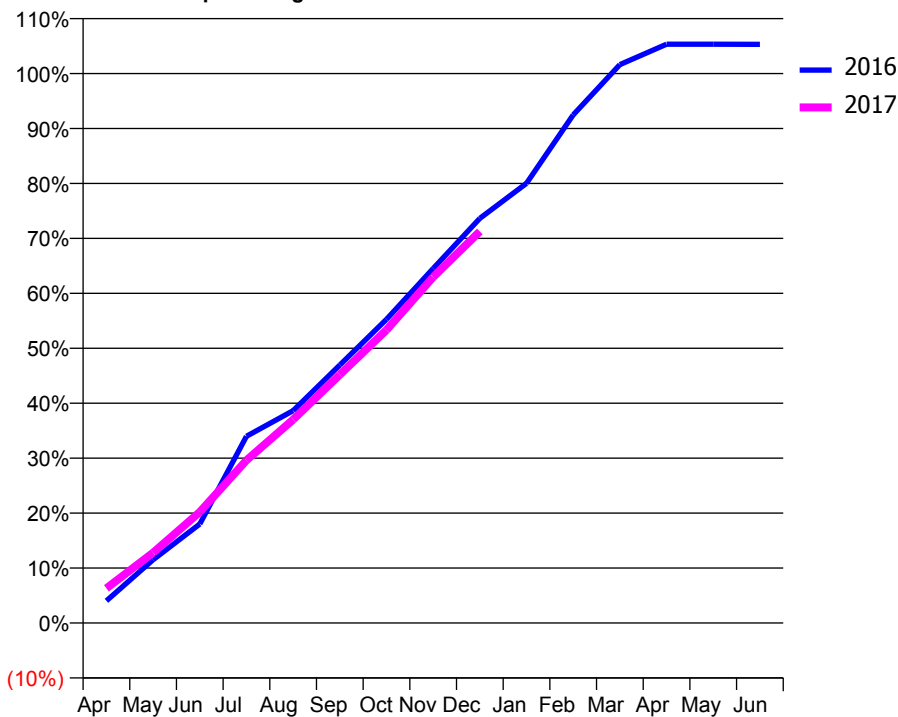
ACCESS*

Patients seen in 24 months	Total	Change since previous quarter
Quarter ending December 2015	10,482	
Quarter ending March 2016	10,516	→
Quarter ending June 2016	10,468	→
Quarter ending September 2016	10,440	→
Quarter ending December 2016	10,488	→
Variance since December 2015	0.1%	→



ACTIVITY

Cumulative percentage of contracted UDA delivered 2016 & 2017



Month	Adjusted Scheduled Activity (UDA)	
	2016	2017
April	1,133	1,827
May	3,222	3,700
June	5,044	5,840
July	9,517	8,562
August	10,818	10,697
September	13,145	13,060
October	15,473	15,414
November	18,062	18,194
December	20,620	20,596
January	22,405	
February	25,893	
March	28,455	
April	29,491	
May	29,491	
June	29,484	

QUALITY

	Quantity	Base Number	Contract	AT	Region	England
% of FP17s for the same patient ID Re-attending within 3 months - Children	400	2,420	16.5%	11.4%	12.1%	12.4%
% of FP17s for the same patient ID Re-attending within 3 months - Adults	1,757	7,760	22.6%	14.8%	15.9%	16.6%
% of FP17s for the same patient ID Re-attending between 3 & 9 months - Children	1,128	2,420	46.6%	55.6%	58.6%	57.5%
% of FP17s for the same patient ID Re-attending between 3 & 9 months - Adults	2,726	7,760	35.1%	48.1%	51.5%	50.4%
% of FP17s for Band 1 Urgent Courses	3,379	9,698	34.8%	8.4%	8.0%	9.1%
% of FP17s Relating to Free Repair or Replacements	239	9,698	2.5%	0.7%	0.8%	0.8%
% of FP17s Relating to Continuations	80	9,698	0.8%	1.0%	1.2%	1.3%
% of Patients satisfied with the dentistry they have received	19	21	90.5%	93.2%	92.8%	92.7%
% of Patients satisfied with the time they had to wait for an appointment	17	21	81.0%	87.4%	89.2%	88.8%

* This is based on patients treated on this contract for their most recent course of treatment. Figures in italics indicate the base number of FP17s or Patient Questionnaire responses are less than 100. N/A is shown where the base number of responses is less than 10 during the period. % is calculated as Quantity/Base number*100

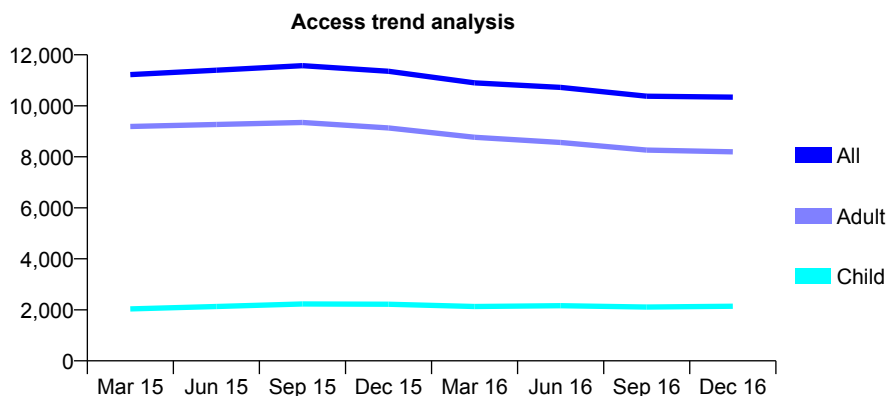
Q58 - Vital Signs At a Glance Contract Report for 101281/0234 - December 2016

Name or company name	OASIS DENTAL CARE LTD
Contract type name	PDS Contract
Purpose of contract	General
Contract start date	30/03/2011
Contract end date	30/09/2020

16/17 Contracted general activity (UDA)	26,363
Carry forward general activity (UDA)	0
16/17 Contracted orthodontic activity (UOA)	0
Carry forward orthodontic activity (UOA)	0
Baseline contract value	£711,441.58

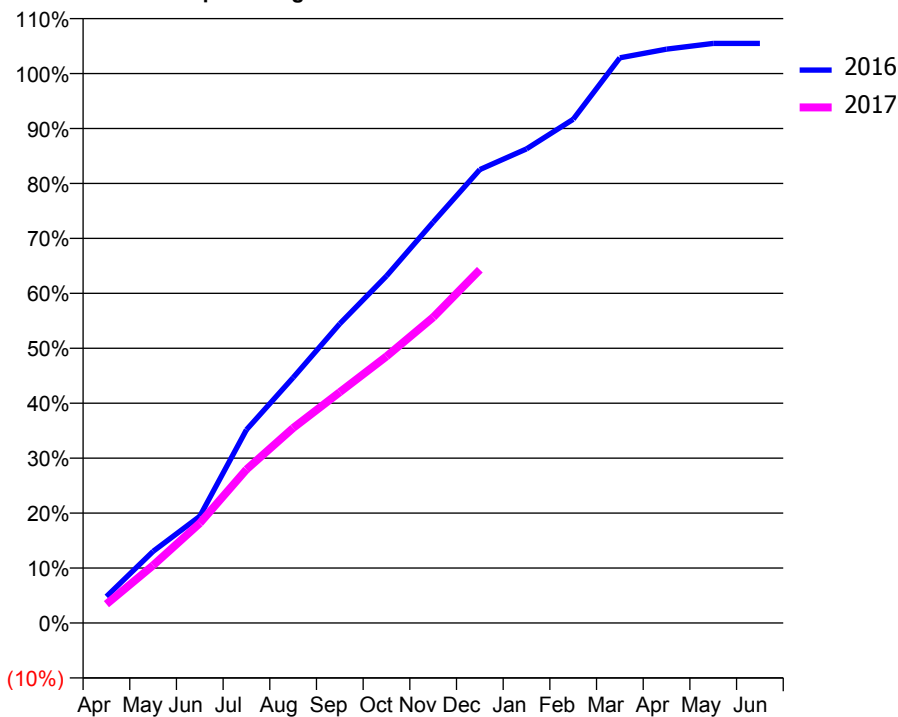
ACCESS*

Patients seen in 24 months	Total	Change since previous quarter
Quarter ending December 2015	11,352	
Quarter ending March 2016	10,900	↓
Quarter ending June 2016	10,723	↓
Quarter ending September 2016	10,374	↓
Quarter ending December 2016	10,340	→
Variance since December 2015	(8.9%)	↓



ACTIVITY

Cumulative percentage of contracted UDA delivered 2016 & 2017



Month	Adjusted Scheduled Activity (UDA)	
	2016	2017
April	1,269	907
May	3,441	2,769
June	5,120	4,788
July	9,270	7,367
August	11,776	9,353
September	14,358	11,080
October	16,647	12,793
November	19,232	14,665
December	21,755	16,951
January	22,747	
February	24,167	
March	27,113	
April	27,529	
May	27,805	
June	27,807	

QUALITY

	Quantity	Base Number	Contract	AT	Region	England
% of FP17s for the same patient ID Re-attending within 3 months - Children	187	2,148	8.7%	11.4%	12.1%	12.4%
% of FP17s for the same patient ID Re-attending within 3 months - Adults	907	6,360	14.3%	14.8%	15.9%	16.6%
% of FP17s for the same patient ID Re-attending between 3 & 9 months - Children	868	2,148	40.4%	55.6%	58.6%	57.5%
% of FP17s for the same patient ID Re-attending between 3 & 9 months - Adults	1,823	6,360	28.7%	48.1%	51.5%	50.4%
% of FP17s for Band 1 Urgent Courses	3,161	8,149	38.8%	8.4%	8.0%	9.1%
% of FP17s Relating to Free Repair or Replacements	41	8,149	0.5%	0.7%	0.8%	0.8%
% of FP17s Relating to Continuations	71	8,149	0.9%	1.0%	1.2%	1.3%
% of Patients satisfied with the dentistry they have received	8	9	N/A	93.2%	92.8%	92.7%
% of Patients satisfied with the time they had to wait for an appointment	8	9	N/A	87.4%	89.2%	88.8%

* This is based on patients treated on this contract for their most recent course of treatment. Figures in italics indicate the base number of FP17s or Patient Questionnaire responses are less than 100. N/A is shown where the base number of responses is less than 10 during the period. % is calculated as Quantity/Base number*100

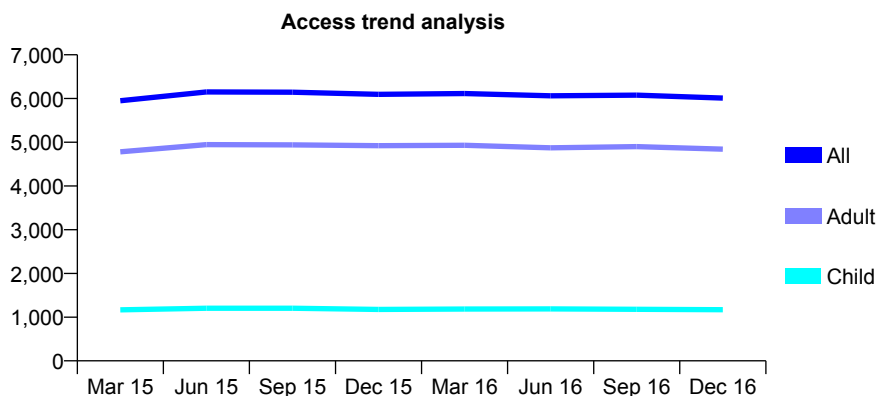
Q58 - Vital Signs At a Glance Contract Report for 101281/0236 - December 2016

Name or company name	OASIS DENTAL CARE LTD
Contract type name	PDS Contract
Purpose of contract	General
Contract start date	16/05/2011
Contract end date	30/09/2020

16/17 Contracted general activity (UDA)	21,600
Carry forward general activity (UDA)	0
16/17 Contracted orthodontic activity (UOA)	0
Carry forward orthodontic activity (UOA)	0
Baseline contract value	£582,932.16

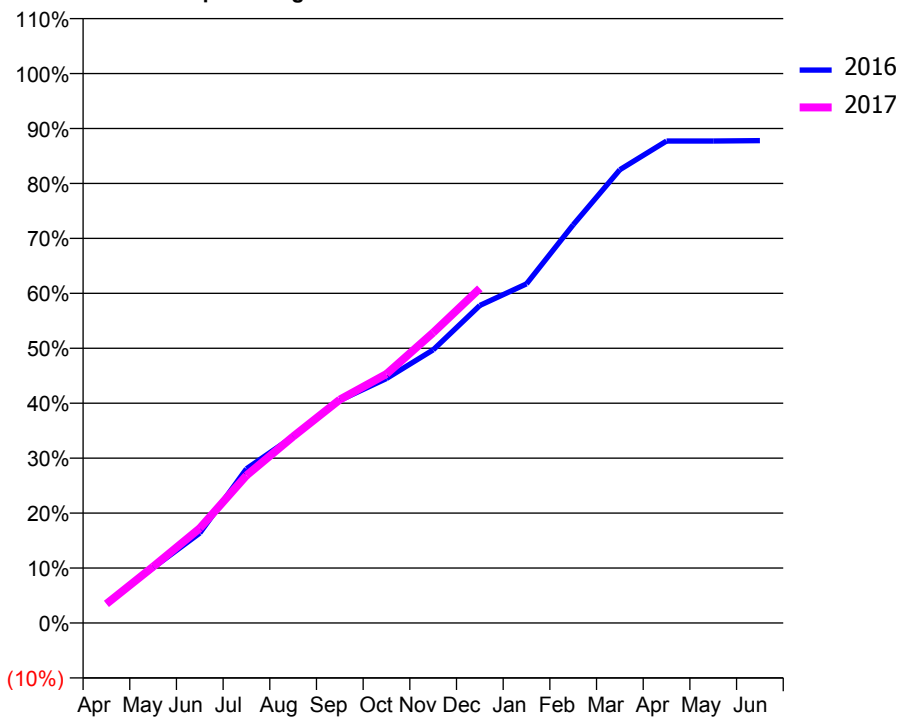
ACCESS*

Patients seen in 24 months	Total	Change since previous quarter
Quarter ending December 2015	6,097	
Quarter ending March 2016	6,114	→
Quarter ending June 2016	6,061	→
Quarter ending September 2016	6,078	→
Quarter ending December 2016	6,011	↓
Variance since December 2015	(1.4%)	↓



ACTIVITY

Cumulative percentage of contracted UDA delivered 2016 & 2017



Month	Adjusted Scheduled Activity (UDA)	
	2016	2017
April	816	750
May	2,263	2,212
June	3,684	3,726
July	6,316	5,801
August	7,638	7,331
September	9,115	8,782
October	10,011	9,791
November	11,187	11,415
December	13,001	13,153
January	13,889	
February	16,305	
March	18,560	
April	19,733	
May	19,736	
June	19,754	

QUALITY

	Quantity	Base Number	Contract	AT	Region	England
% of FP17s for the same patient ID Re-attending within 3 months - Children	142	1,308	10.9%	11.4%	12.1%	12.4%
% of FP17s for the same patient ID Re-attending within 3 months - Adults	1,001	5,123	19.5%	14.8%	15.9%	16.6%
% of FP17s for the same patient ID Re-attending between 3 & 9 months - Children	722	1,308	55.2%	55.6%	58.6%	57.5%
% of FP17s for the same patient ID Re-attending between 3 & 9 months - Adults	2,483	5,123	48.5%	48.1%	51.5%	50.4%
% of FP17s for Band 1 Urgent Courses	1,103	5,877	18.8%	8.4%	8.0%	9.1%
% of FP17s Relating to Free Repair or Replacements	60	5,877	1.0%	0.7%	0.8%	0.8%
% of FP17s Relating to Continuations	145	5,877	2.5%	1.0%	1.2%	1.3%
% of Patients satisfied with the dentistry they have received	13	13	100.0%	93.2%	92.8%	92.7%
% of Patients satisfied with the time they had to wait for an appointment	13	13	100.0%	87.4%	89.2%	88.8%

* This is based on patients treated on this contract for their most recent course of treatment. Figures in italics indicate the base number of FP17s or Patient Questionnaire responses are less than 100. N/A is shown where the base number of responses is less than 10 during the period. % is calculated as Quantity/Base number*100

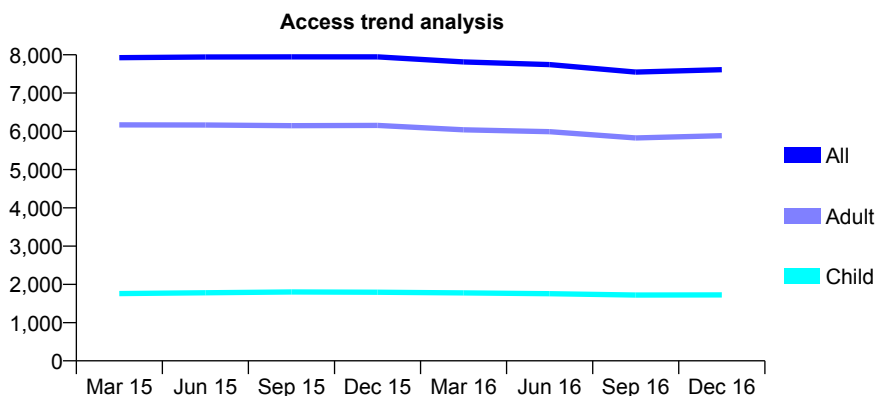
Q58 - Vital Signs At a Glance Contract Report for 101281/0238 - December 2016

Name or company name	OASIS DENTAL CARE LTD
Contract type name	PDS Contract
Purpose of contract	General
Contract start date	24/11/2011
Contract end date	30/09/2020

16/17 Contracted general activity (UDA)	23,250
Carry forward general activity (UDA)	0
16/17 Contracted orthodontic activity (UOA)	0
Carry forward orthodontic activity (UOA)	0
Baseline contract value	£627,433.03

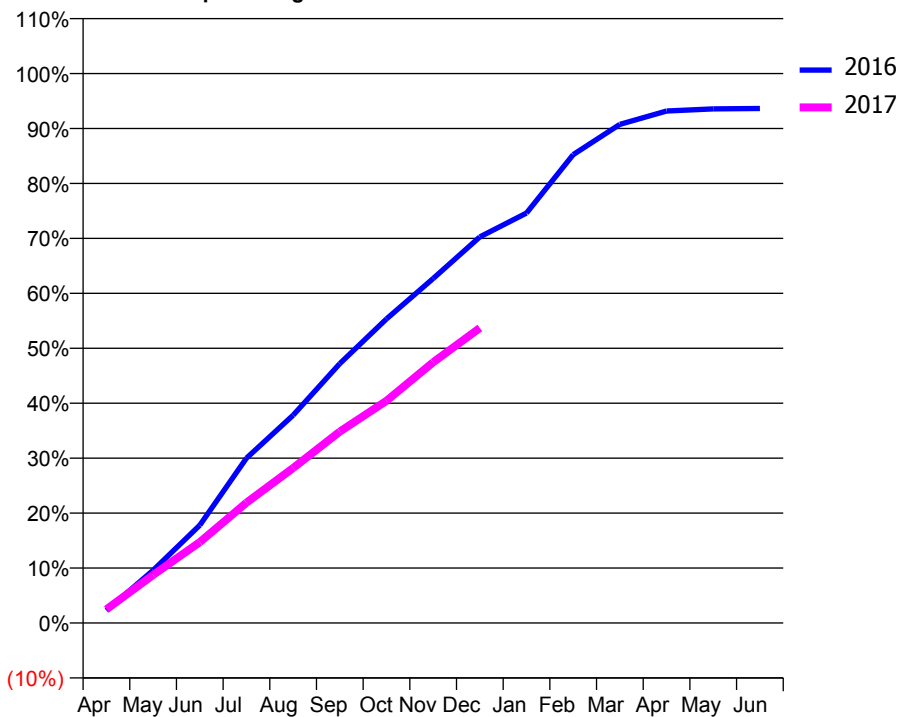
ACCESS*

Patients seen in 24 months	Total	Change since previous quarter
Quarter ending December 2015	7,946	
Quarter ending March 2016	7,815	↓
Quarter ending June 2016	7,744	→
Quarter ending September 2016	7,547	↓
Quarter ending December 2016	7,610	→
Variance since December 2015	(4.2%)	↓



ACTIVITY

Cumulative percentage of contracted UDA delivered 2016 & 2017



Month	Adjusted Scheduled Activity (UDA)	
	2016	2017
April	528	577
May	2,229	2,032
June	4,139	3,422
July	6,975	5,093
August	8,795	6,559
September	10,975	8,097
October	12,867	9,403
November	14,574	11,036
December	16,338	12,484
January	17,347	
February	19,817	
March	21,098	
April	21,661	
May	21,752	
June	21,768	

QUALITY

	Quantity	Base Number	Contract	AT	Region	England
% of FP17s for the same patient ID Re-attending within 3 months - Children	130	1,661	7.8%	11.4%	12.1%	12.4%
% of FP17s for the same patient ID Re-attending within 3 months - Adults	859	5,682	15.1%	14.8%	15.9%	16.6%
% of FP17s for the same patient ID Re-attending between 3 & 9 months - Children	910	1,661	54.8%	55.6%	58.6%	57.5%
% of FP17s for the same patient ID Re-attending between 3 & 9 months - Adults	2,660	5,682	46.8%	48.1%	51.5%	50.4%
% of FP17s for Band 1 Urgent Courses	1,644	6,879	23.9%	8.4%	8.0%	9.1%
% of FP17s Relating to Free Repair or Replacements	49	6,879	0.7%	0.7%	0.8%	0.8%
% of FP17s Relating to Continuations	66	6,879	1.0%	1.0%	1.2%	1.3%
% of Patients satisfied with the dentistry they have received	17	18	94.4%	93.2%	92.8%	92.7%
% of Patients satisfied with the time they had to wait for an appointment	15	18	83.3%	87.4%	89.2%	88.8%

* This is based on patients treated on this contract for their most recent course of treatment. Figures in italics indicate the base number of FP17s or Patient Questionnaire responses are less than 100. N/A is shown where the base number of responses is less than 10 during the period. % is calculated as Quantity/Base number*100

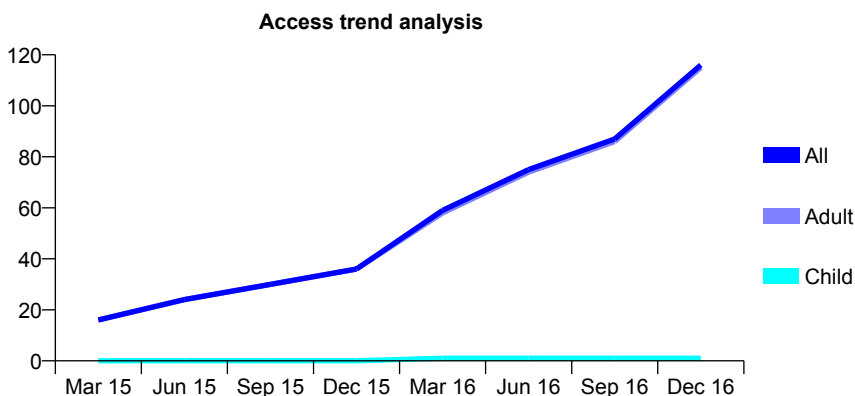
Q58 - Vital Signs At a Glance Contract Report for 101281/0255 - December 2016

Name or company name	OASIS DENTAL CARE LTD
Contract type name	PDS Contract
Purpose of contract	General
Contract start date	01/01/2014
Contract end date	31/03/2018

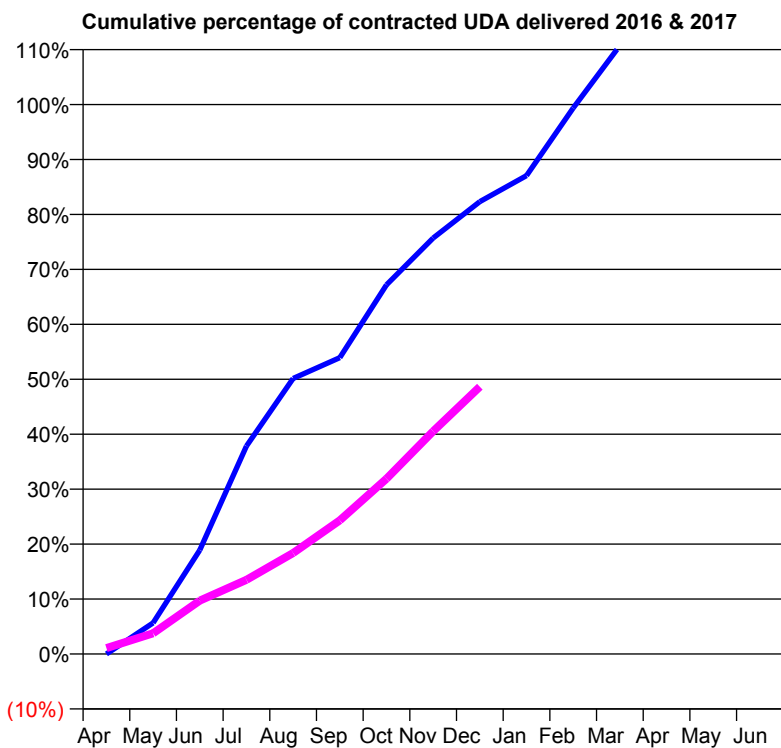
16/17 Contracted general activity (UDA)	555
Carry forward general activity (UDA)	0
16/17 Contracted orthodontic activity (UOA)	0
Carry forward orthodontic activity (UOA)	0
Baseline contract value	£21,993.28

ACCESS*

Patients seen in 24 months	Total	Change since previous quarter
Quarter ending December 2015	36	
Quarter ending March 2016	59	↑
Quarter ending June 2016	75	↑
Quarter ending September 2016	87	↑
Quarter ending December 2016	116	↑
Variance since December 2015	222.2%	↑



ACTIVITY



Month	Adjusted Scheduled Activity (UDA)	
	2016	2017
April	0	6
May	18	21
June	60	54
July	120	75
August	159	102
September	171	135
October	213	177
November	240	225
December	261	270
January	276	
February	315	
March	351	
April	363	
May	363	
June	363	

QUALITY

	Quantity	Base Number	Contract	AT	Region	England
% of FP17s for the same patient ID Re-attending within 3 months - Children	0	2	0.0%	11.4%	12.1%	12.4%
% of FP17s for the same patient ID Re-attending within 3 months - Adults	0	99	0.0%	14.8%	15.9%	16.6%
% of FP17s for the same patient ID Re-attending between 3 & 9 months - Children	0	2	0.0%	55.6%	58.6%	57.5%
% of FP17s for the same patient ID Re-attending between 3 & 9 months - Adults	0	99	0.0%	48.1%	51.5%	50.4%
% of FP17s for Band 1 Urgent Courses	0	90	0.0%	8.4%	8.0%	9.1%
% of FP17s Relating to Free Repair or Replacements	0	90	0.0%	0.7%	0.8%	0.8%
% of FP17s Relating to Continuations	0	90	0.0%	1.0%	1.2%	1.3%
% of Patients satisfied with the dentistry they have received	0	0	N/A	93.2%	92.8%	92.7%
% of Patients satisfied with the time they had to wait for an appointment	0	0	N/A	87.4%	89.2%	88.8%

* This is based on patients treated on this contract for their most recent course of treatment. Figures in italics indicate the base number of FP17s or Patient Questionnaire responses are less than 100. N/A is shown where the base number of responses is less than 10 during the period. % is calculated as Quantity/Base number*100

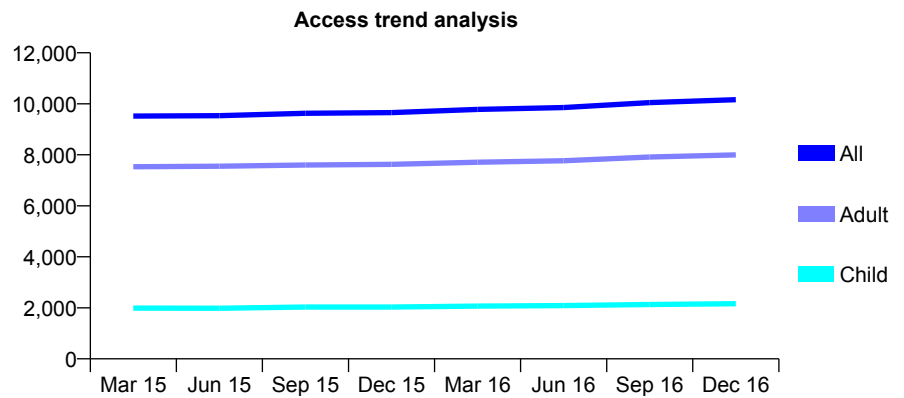
Q58 - Vital Signs At a Glance Contract Report for 101338/0048 - December 2016

Name or company name	Whitecross Dental Care Limited
Contract type name	Pilot Contract
Purpose of contract	General
Contract start date	01/04/2007
Contract end date	

16/17 Contracted general activity (UDA)	41,400
Carry forward general activity (UDA)	0
16/17 Contracted orthodontic activity (UOA)	0
Carry forward orthodontic activity (UOA)	0
Baseline contract value	£1,135,128.59

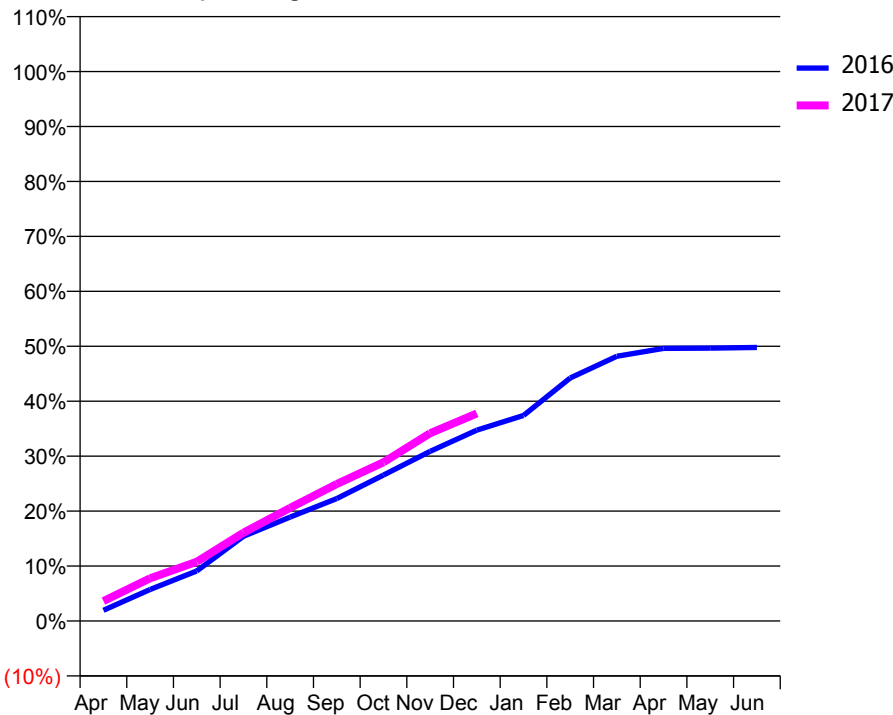
ACCESS*

Patients seen in 24 months	Total	Change since previous quarter
Quarter ending December 2015	9,654	
Quarter ending March 2016	9,779	→
Quarter ending June 2016	9,854	→
Quarter ending September 2016	10,047	→
Quarter ending December 2016	10,162	→
Variance since December 2015	5.3%	↑



ACTIVITY

Cumulative percentage of contracted UDA delivered 2016 & 2017



Month	Adjusted Scheduled Activity (UDA)	
	2016	2017
April	805	1,498
May	2,379	3,222
June	3,774	4,465
July	6,388	6,656
August	7,831	8,527
September	9,231	10,328
October	10,997	11,962
November	12,787	14,150
December	14,385	15,633
January	15,490	
February	18,311	
March	19,943	
April	20,543	
May	20,560	
June	20,606	

QUALITY

	Quantity	Base Number	Contract	AT	Region	England
% of FP17s for the same patient ID Re-attending within 3 months - Children	46	2,100	2.2%	11.4%	12.1%	12.4%
% of FP17s for the same patient ID Re-attending within 3 months - Adults	490	6,564	7.5%	14.8%	15.9%	16.6%
% of FP17s for the same patient ID Re-attending between 3 & 9 months - Children	1,094	2,100	52.1%	55.6%	58.6%	57.5%
% of FP17s for the same patient ID Re-attending between 3 & 9 months - Adults	2,582	6,564	39.3%	48.1%	51.5%	50.4%
% of FP17s for Band 1 Urgent Courses	478	8,222	5.8%	8.4%	8.0%	9.1%
% of FP17s Relating to Free Repair or Replacements	26	8,222	0.3%	0.7%	0.8%	0.8%
% of FP17s Relating to Continuations	57	8,222	0.7%	1.0%	1.2%	1.3%
% of Patients satisfied with the dentistry they have received	16	16	100.0%	93.2%	92.8%	92.7%
% of Patients satisfied with the time they had to wait for an appointment	13	16	81.3%	87.4%	89.2%	88.8%

* This is based on patients treated on this contract for their most recent course of treatment. Figures in italics indicate the base number of FP17s or Patient Questionnaire responses are less than 100. N/A is shown where the base number of responses is less than 10 during the period. % is calculated as Quantity/Base number*100

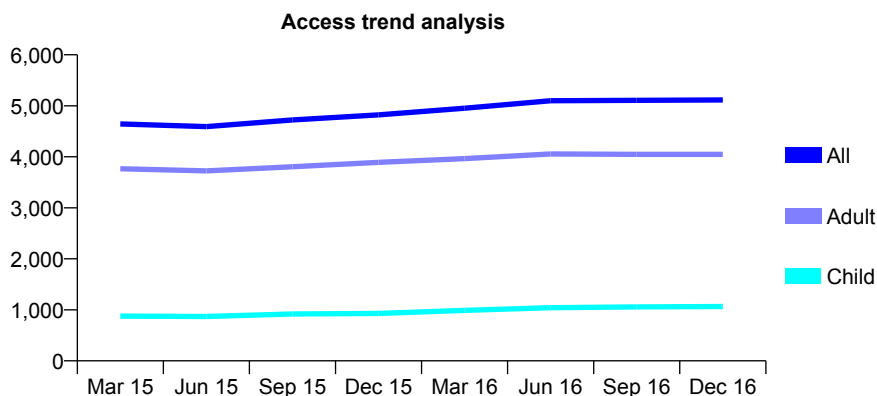
Q58 - Vital Signs At a Glance Contract Report for 101338/0065 - December 2016

Name or company name	Whitecross Dental Care Limited
Contract type name	GDS Contract
Purpose of contract	General
Contract start date	01/06/2008
Contract end date	

16/17 Contracted general activity (UDA)	13,500
Carry forward general activity (UDA)	95
16/17 Contracted orthodontic activity (UOA)	0
Carry forward orthodontic activity (UOA)	0
Baseline contract value	£316,728.39

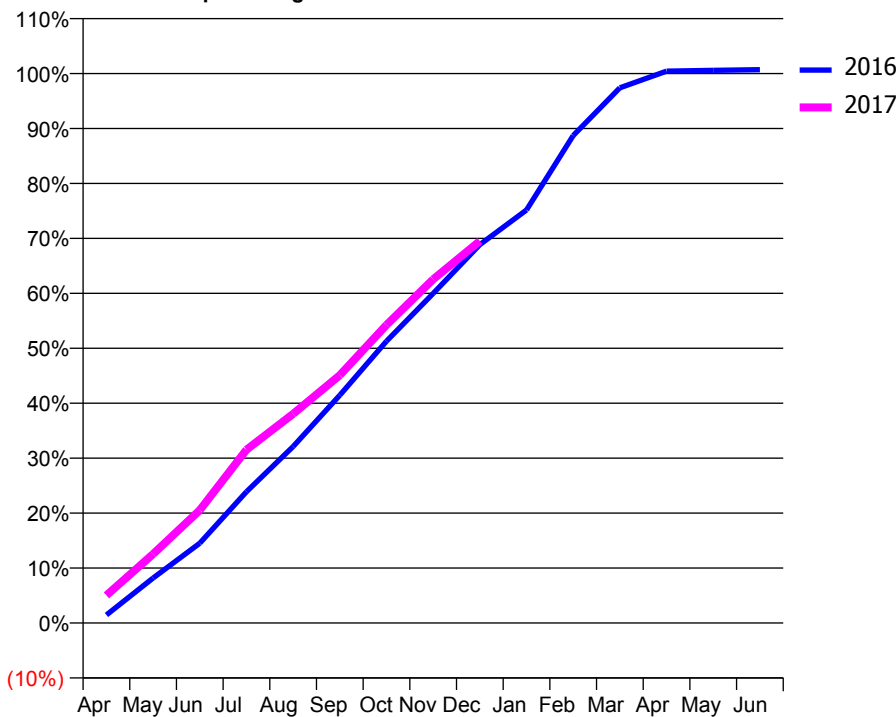
ACCESS*

Patients seen in 24 months	Total	Change since previous quarter
Quarter ending December 2015	4,822	
Quarter ending March 2016	4,954	↑
Quarter ending June 2016	5,099	↑
Quarter ending September 2016	5,106	→
Quarter ending December 2016	5,114	→
Variance since December 2015	6.1%	↑



ACTIVITY

Cumulative percentage of contracted UDA delivered 2016 & 2017



Month	Adjusted Scheduled Activity (UDA)	
	2016	2017
April	197	679
May	1,106	1,695
June	1,959	2,774
July	3,225	4,256
August	4,336	5,137
September	5,597	6,087
October	6,924	7,325
November	8,096	8,444
December	9,295	9,384
January	10,148	
February	11,976	
March	13,149	
April	13,556	
May	13,577	
June	13,595	

QUALITY

	Quantity	Base Number	Contract	AT	Region	England
% of FP17s for the same patient ID Re-attending within 3 months - Children	48	920	5.2%	11.4%	12.1%	12.4%
% of FP17s for the same patient ID Re-attending within 3 months - Adults	430	3,342	12.9%	14.8%	15.9%	16.6%
% of FP17s for the same patient ID Re-attending between 3 & 9 months - Children	359	920	39.0%	55.6%	58.6%	57.5%
% of FP17s for the same patient ID Re-attending between 3 & 9 months - Adults	1,359	3,342	40.7%	48.1%	51.5%	50.4%
% of FP17s for Band 1 Urgent Courses	259	4,061	6.4%	8.4%	8.0%	9.1%
% of FP17s Relating to Free Repair or Replacements	11	4,061	0.3%	0.7%	0.8%	0.8%
% of FP17s Relating to Continuations	78	4,061	1.9%	1.0%	1.2%	1.3%
% of Patients satisfied with the dentistry they have received	6	6	N/A	93.2%	92.8%	92.7%
% of Patients satisfied with the time they had to wait for an appointment	6	6	N/A	87.4%	89.2%	88.8%

* This is based on patients treated on this contract for their most recent course of treatment. Figures in italics indicate the base number of FP17s or Patient Questionnaire responses are less than 100. N/A is shown where the base number of responses is less than 10 during the period. % is calculated as Quantity/Base number*100

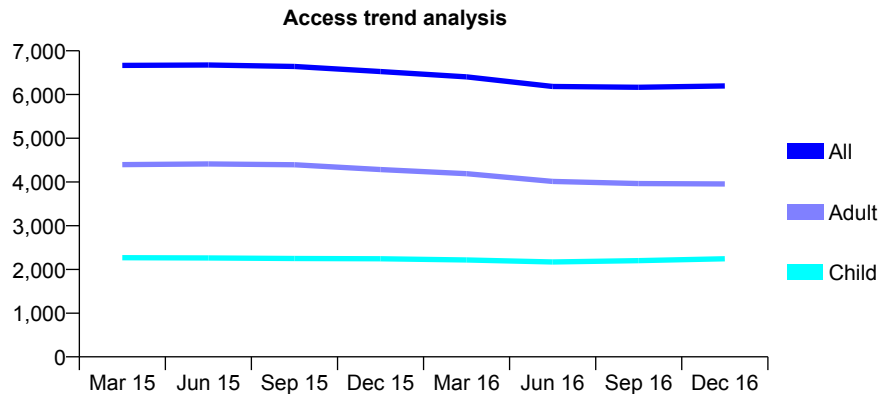
Q58 - Vital Signs At a Glance Contract Report for 101362/0001 - December 2016

Name or company name	Rodericks Dental Limited
Contract type name	Pilot Contract
Purpose of contract	General
Contract start date	01/04/2006
Contract end date	

16/17 Contracted general activity (UDA)	18,000
Carry forward general activity (UDA)	0
16/17 Contracted orthodontic activity (UOA)	0
Carry forward orthodontic activity (UOA)	0
Baseline contract value	£603,305.78

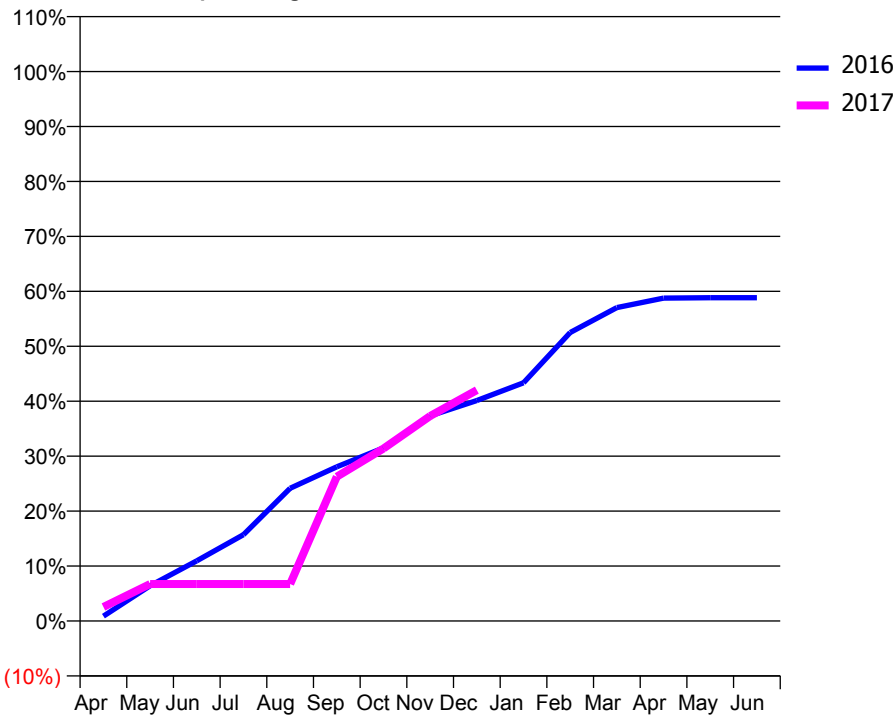
ACCESS*

Patients seen in 24 months	Total	Change since previous quarter
Quarter ending December 2015	6,525	
Quarter ending March 2016	6,404	↓
Quarter ending June 2016	6,183	↓
Quarter ending September 2016	6,165	→
Quarter ending December 2016	6,197	→
Variance since December 2015	(5.0%)	↓



ACTIVITY

Cumulative percentage of contracted UDA delivered 2016 & 2017



Month	Adjusted Scheduled Activity (UDA)	
	2016	2017
April	157	460
May	1,156	1,211
June	1,974	1,211
July	2,830	1,211
August	4,348	1,211
September	5,050	4,727
October	5,674	5,651
November	6,718	6,716
December	7,224	7,565
January	7,805	
February	9,451	
March	10,266	
April	10,575	
May	10,591	
June	10,591	

QUALITY

	Quantity	Base Number	Contract	AT	Region	England
% of FP17s for the same patient ID Re-attending within 3 months - Children	121	2,408	5.0%	11.4%	12.1%	12.4%
% of FP17s for the same patient ID Re-attending within 3 months - Adults	283	3,062	9.2%	14.8%	15.9%	16.6%
% of FP17s for the same patient ID Re-attending between 3 & 9 months - Children	1,443	2,408	59.9%	55.6%	58.6%	57.5%
% of FP17s for the same patient ID Re-attending between 3 & 9 months - Adults	1,428	3,062	46.6%	48.1%	51.5%	50.4%
% of FP17s for Band 1 Urgent Courses	255	4,858	5.2%	8.4%	8.0%	9.1%
% of FP17s Relating to Free Repair or Replacements	19	4,858	0.4%	0.7%	0.8%	0.8%
% of FP17s Relating to Continuations	2	4,858	0.0%	1.0%	1.2%	1.3%
% of Patients satisfied with the dentistry they have received	1	1	N/A	93.2%	92.8%	92.7%
% of Patients satisfied with the time they had to wait for an appointment	0	1	N/A	87.4%	89.2%	88.8%

* This is based on patients treated on this contract for their most recent course of treatment. Figures in italics indicate the base number of FP17s or Patient Questionnaire responses are less than 100. N/A is shown where the base number of responses is less than 10 during the period. % is calculated as Quantity/Base number*100

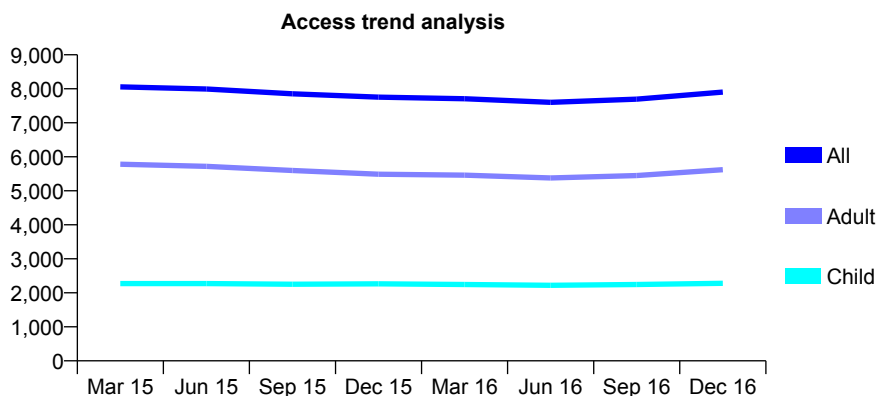
Q58 - Vital Signs At a Glance Contract Report for 101362/0002 - December 2016

Name or company name	Rodericks Dental Limited
Contract type name	GDS Contract
Purpose of contract	General
Contract start date	02/10/2006
Contract end date	

16/17 Contracted general activity (UDA)	21,795
Carry forward general activity (UDA)	-435
16/17 Contracted orthodontic activity (UOA)	0
Carry forward orthodontic activity (UOA)	0
Baseline contract value	£486,466.09

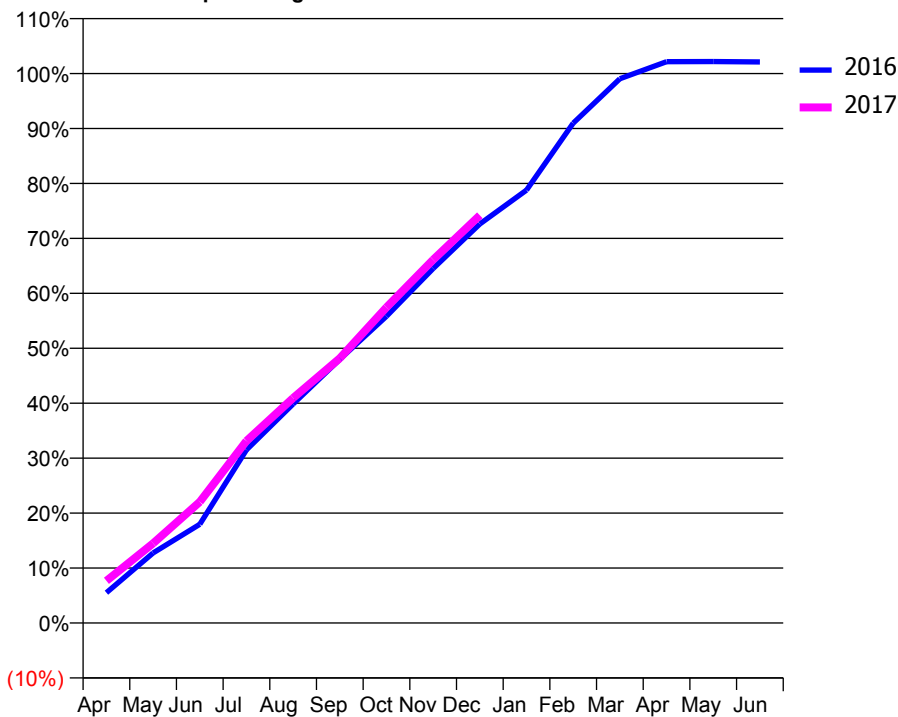
ACCESS*

Patients seen in 24 months	Total	Change since previous quarter
Quarter ending December 2015	7,755	
Quarter ending March 2016	7,706	→
Quarter ending June 2016	7,602	↓
Quarter ending September 2016	7,695	→
Quarter ending December 2016	7,905	↑
Variance since December 2015	1.9%	→



ACTIVITY

Cumulative percentage of contracted UDA delivered 2016 & 2017



Month	Adjusted Scheduled Activity (UDA)	
	2016	2017
April	1,206	1,672
May	2,780	3,161
June	3,917	4,806
July	6,866	7,225
August	8,686	8,926
September	10,459	10,499
October	12,166	12,524
November	14,063	14,409
December	15,830	16,170
January	17,170	
February	19,824	
March	21,585	
April	22,263	
May	22,270	
June	22,256	

QUALITY

	Quantity	Base Number	Contract	AT	Region	England
% of FP17s for the same patient ID Re-attending within 3 months - Children	273	2,697	10.1%	11.4%	12.1%	12.4%
% of FP17s for the same patient ID Re-attending within 3 months - Adults	1,003	6,057	16.6%	14.8%	15.9%	16.6%
% of FP17s for the same patient ID Re-attending between 3 & 9 months - Children	1,671	2,697	62.0%	55.6%	58.6%	57.5%
% of FP17s for the same patient ID Re-attending between 3 & 9 months - Adults	3,268	6,057	54.0%	48.1%	51.5%	50.4%
% of FP17s for Band 1 Urgent Courses	557	8,408	6.6%	8.4%	8.0%	9.1%
% of FP17s Relating to Free Repair or Replacements	67	8,408	0.8%	0.7%	0.8%	0.8%
% of FP17s Relating to Continuations	30	8,408	0.4%	1.0%	1.2%	1.3%
% of Patients satisfied with the dentistry they have received	5	6	N/A	93.2%	92.8%	92.7%
% of Patients satisfied with the time they had to wait for an appointment	4	6	N/A	87.4%	89.2%	88.8%

* This is based on patients treated on this contract for their most recent course of treatment. Figures in italics indicate the base number of FP17s or Patient Questionnaire responses are less than 100. N/A is shown where the base number of responses is less than 10 during the period. % is calculated as Quantity/Base number*100

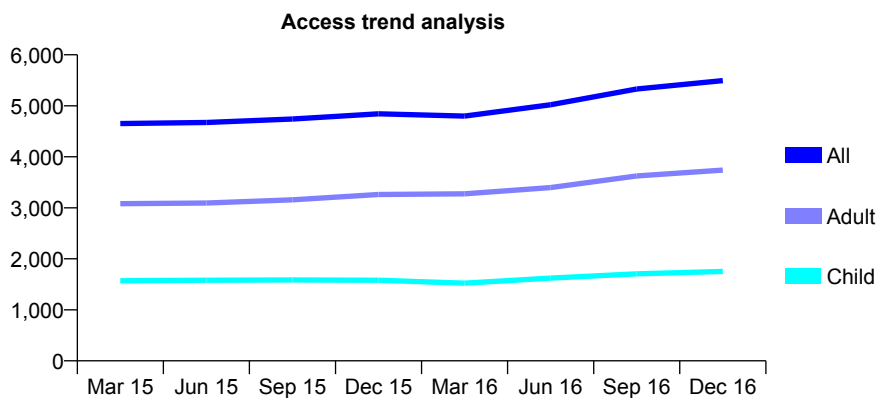
Q58 - Vital Signs At a Glance Contract Report for 101362/0009 - December 2016

Name or company name	Rodericks Dental Limited
Contract type name	GDS Contract
Purpose of contract	General
Contract start date	01/06/2008
Contract end date	

16/17 Contracted general activity (UDA)	12,918
Carry forward general activity (UDA)	-258
16/17 Contracted orthodontic activity (UOA)	0
Carry forward orthodontic activity (UOA)	0
Baseline contract value	£290,180.50

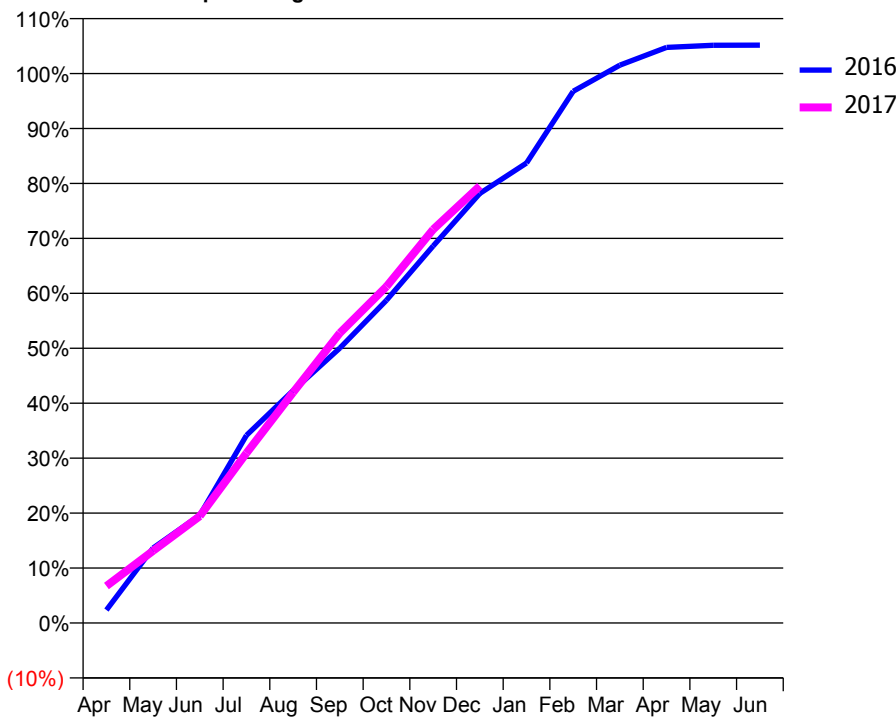
ACCESS*

Patients seen in 24 months	Total	Change since previous quarter
Quarter ending December 2015	4,843	
Quarter ending March 2016	4,798	→
Quarter ending June 2016	5,020	↑
Quarter ending September 2016	5,330	↑
Quarter ending December 2016	5,493	↑
Variance since December 2015	13.4%	↑



ACTIVITY

Cumulative percentage of contracted UDA delivered 2016 & 2017



Month	Adjusted Scheduled Activity (UDA)	
	2016	2017
April	307	869
May	1,765	1,697
June	2,536	2,512
July	4,414	3,996
August	5,467	5,423
September	6,463	6,816
October	7,587	7,911
November	8,865	9,252
December	10,098	10,275
January	10,813	
February	12,500	
March	13,115	
April	13,533	
May	13,582	
June	13,584	

QUALITY

	Quantity	Base Number	Contract	AT	Region	England
% of FP17s for the same patient ID Re-attending within 3 months - Children	123	1,667	7.4%	11.4%	12.1%	12.4%
% of FP17s for the same patient ID Re-attending within 3 months - Adults	500	3,049	16.4%	14.8%	15.9%	16.6%
% of FP17s for the same patient ID Re-attending between 3 & 9 months - Children	715	1,667	42.9%	55.6%	58.6%	57.5%
% of FP17s for the same patient ID Re-attending between 3 & 9 months - Adults	996	3,049	32.7%	48.1%	51.5%	50.4%
% of FP17s for Band 1 Urgent Courses	451	4,516	10.0%	8.4%	8.0%	9.1%
% of FP17s Relating to Free Repair or Replacements	33	4,516	0.7%	0.7%	0.8%	0.8%
% of FP17s Relating to Continuations	11	4,516	0.2%	1.0%	1.2%	1.3%
% of Patients satisfied with the dentistry they have received	2	2	N/A	93.2%	92.8%	92.7%
% of Patients satisfied with the time they had to wait for an appointment	1	2	N/A	87.4%	89.2%	88.8%

* This is based on patients treated on this contract for their most recent course of treatment. Figures in italics indicate the base number of FP17s or Patient Questionnaire responses are less than 100. N/A is shown where the base number of responses is less than 10 during the period. % is calculated as Quantity/Base number*100

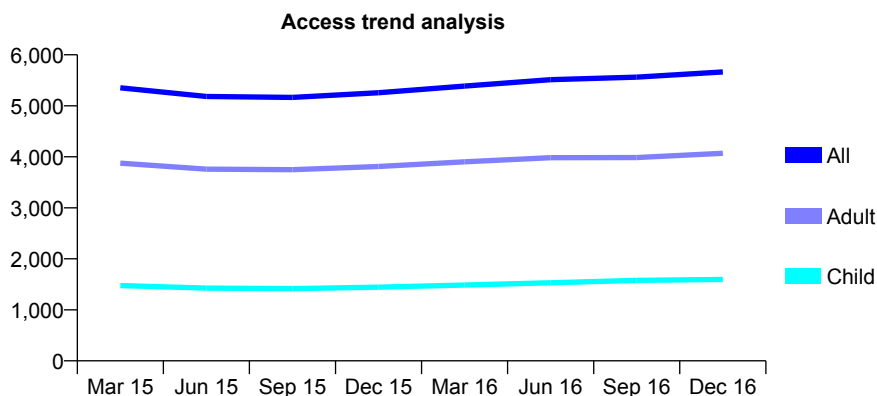
Q58 - Vital Signs At a Glance Contract Report for 101362/0020 - December 2016

Name or company name	Rodericks Dental Limited
Contract type name	GDS Contract
Purpose of contract	General
Contract start date	20/08/2009
Contract end date	

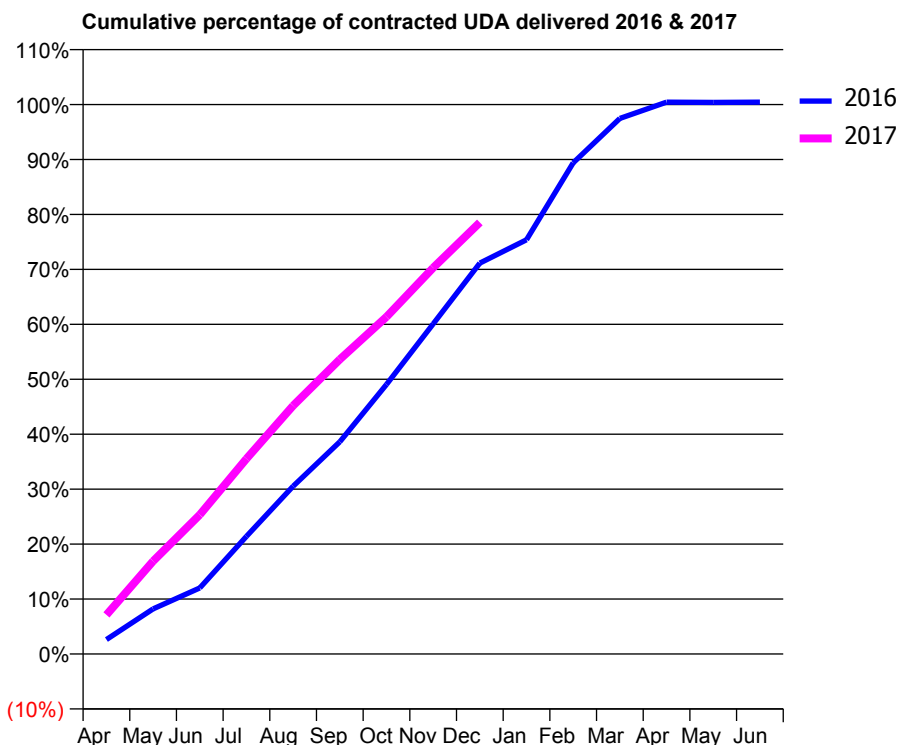
16/17 Contracted general activity (UDA)	14,000
Carry forward general activity (UDA)	-59
16/17 Contracted orthodontic activity (UOA)	0
Carry forward orthodontic activity (UOA)	0
Baseline contract value	£360,356.77

ACCESS*

Patients seen in 24 months	Total	Change since previous quarter
Quarter ending December 2015	5,256	
Quarter ending March 2016	5,388	↑
Quarter ending June 2016	5,513	↑
Quarter ending September 2016	5,563	→
Quarter ending December 2016	5,664	→
Variance since December 2015	7.8%	↑



ACTIVITY



Month	Adjusted Scheduled Activity (UDA)	
	2016	2017
April	367	996
May	1,149	2,365
June	1,682	3,550
July	2,999	4,976
August	4,274	6,328
September	5,407	7,506
October	6,869	8,589
November	8,412	9,840
December	9,959	10,997
January	10,554	
February	12,514	
March	13,644	
April	14,059	
May	14,052	
June	14,059	

QUALITY

	Quantity	Base Number	Contract	AT	Region	England
% of FP17s for the same patient ID Re-attending within 3 months - Children	208	2,035	10.2%	11.4%	12.1%	12.4%
% of FP17s for the same patient ID Re-attending within 3 months - Adults	566	4,078	13.9%	14.8%	15.9%	16.6%
% of FP17s for the same patient ID Re-attending between 3 & 9 months - Children	1,284	2,035	63.1%	55.6%	58.6%	57.5%
% of FP17s for the same patient ID Re-attending between 3 & 9 months - Adults	2,035	4,078	49.9%	48.1%	51.5%	50.4%
% of FP17s for Band 1 Urgent Courses	580	5,896	9.8%	8.4%	8.0%	9.1%
% of FP17s Relating to Free Repair or Replacements	47	5,896	0.8%	0.7%	0.8%	0.8%
% of FP17s Relating to Continuations	35	5,896	0.6%	1.0%	1.2%	1.3%
% of Patients satisfied with the dentistry they have received	4	6	N/A	93.2%	92.8%	92.7%
% of Patients satisfied with the time they had to wait for an appointment	5	6	N/A	87.4%	89.2%	88.8%

* This is based on patients treated on this contract for their most recent course of treatment. Figures in italics indicate the base number of FP17s or Patient Questionnaire responses are less than 100. N/A is shown where the base number of responses is less than 10 during the period. % is calculated as Quantity/Base number*100

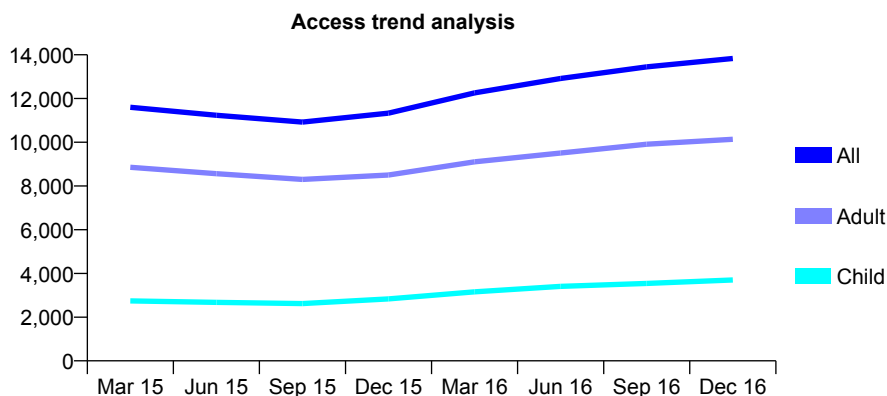
Q58 - Vital Signs At a Glance Contract Report for 101362/0021 - December 2016

Name or company name	Rodericks Dental Limited
Contract type name	GDS Contract
Purpose of contract	General
Contract start date	01/10/2009
Contract end date	

16/17 Contracted general activity (UDA)	40,147
Carry forward general activity (UDA)	75
16/17 Contracted orthodontic activity (UOA)	0
Carry forward orthodontic activity (UOA)	0
Baseline contract value	£1,169,325.16

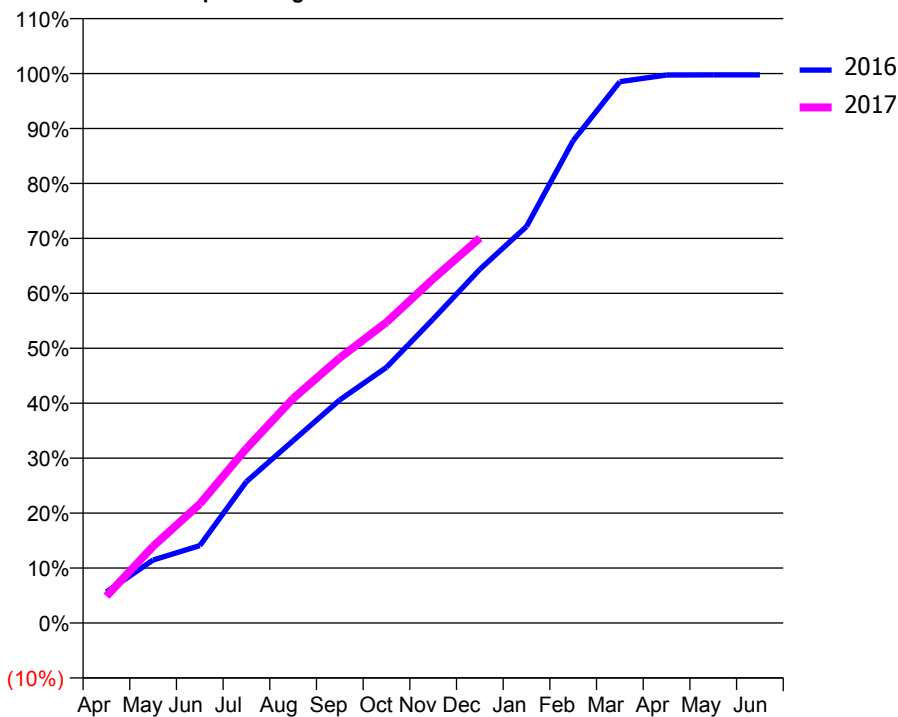
ACCESS*

Patients seen in 24 months	Total	Change since previous quarter
Quarter ending December 2015	11,334	
Quarter ending March 2016	12,261	↑
Quarter ending June 2016	12,919	↑
Quarter ending September 2016	13,447	↑
Quarter ending December 2016	13,832	↑
Variance since December 2015	22.0%	↑



ACTIVITY

Cumulative percentage of contracted UDA delivered 2016 & 2017



Month	Adjusted Scheduled Activity (UDA)	
	2016	2017
April	1,760	1,966
May	3,572	5,611
June	4,389	8,695
July	8,016	12,763
August	10,336	16,404
September	12,652	19,368
October	14,494	21,971
November	17,230	25,139
December	20,052	28,127
January	22,477	
February	27,344	
March	30,686	
April	31,063	
May	31,073	
June	31,072	

QUALITY

	Quantity	Base Number	Contract	AT	Region	England
% of FP17s for the same patient ID Re-attending within 3 months - Children	418	4,255	9.8%	11.4%	12.1%	12.4%
% of FP17s for the same patient ID Re-attending within 3 months - Adults	1,965	10,755	18.3%	14.8%	15.9%	16.6%
% of FP17s for the same patient ID Re-attending between 3 & 9 months - Children	2,351	4,255	55.3%	55.6%	58.6%	57.5%
% of FP17s for the same patient ID Re-attending between 3 & 9 months - Adults	4,452	10,755	41.4%	48.1%	51.5%	50.4%
% of FP17s for Band 1 Urgent Courses	2,845	14,753	19.3%	8.4%	8.0%	9.1%
% of FP17s Relating to Free Repair or Replacements	45	14,753	0.3%	0.7%	0.8%	0.8%
% of FP17s Relating to Continuations	26	14,753	0.2%	1.0%	1.2%	1.3%
% of Patients satisfied with the dentistry they have received	14	16	87.5%	93.2%	92.8%	92.7%
% of Patients satisfied with the time they had to wait for an appointment	15	16	93.8%	87.4%	89.2%	88.8%

* This is based on patients treated on this contract for their most recent course of treatment. Figures in italics indicate the base number of FP17s or Patient Questionnaire responses are less than 100. N/A is shown where the base number of responses is less than 10 during the period. % is calculated as Quantity/Base number*100

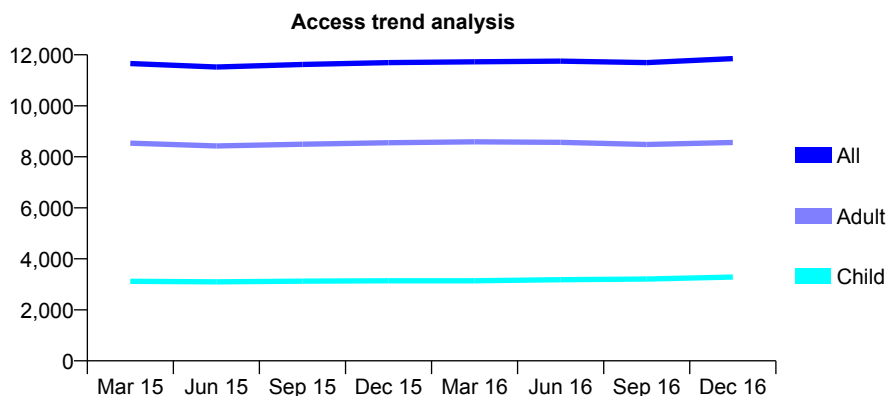
Q58 - Vital Signs At a Glance Contract Report for 101370/0047 - December 2016

Name or company name	Petrie Tucker & Partners Ltd
Contract type name	GDS Contract
Purpose of contract	General
Contract start date	01/04/2006
Contract end date	

16/17 Contracted general activity (UDA)	29,673
Carry forward general activity (UDA)	0
16/17 Contracted orthodontic activity (UOA)	0
Carry forward orthodontic activity (UOA)	0
Baseline contract value	£803,494.71

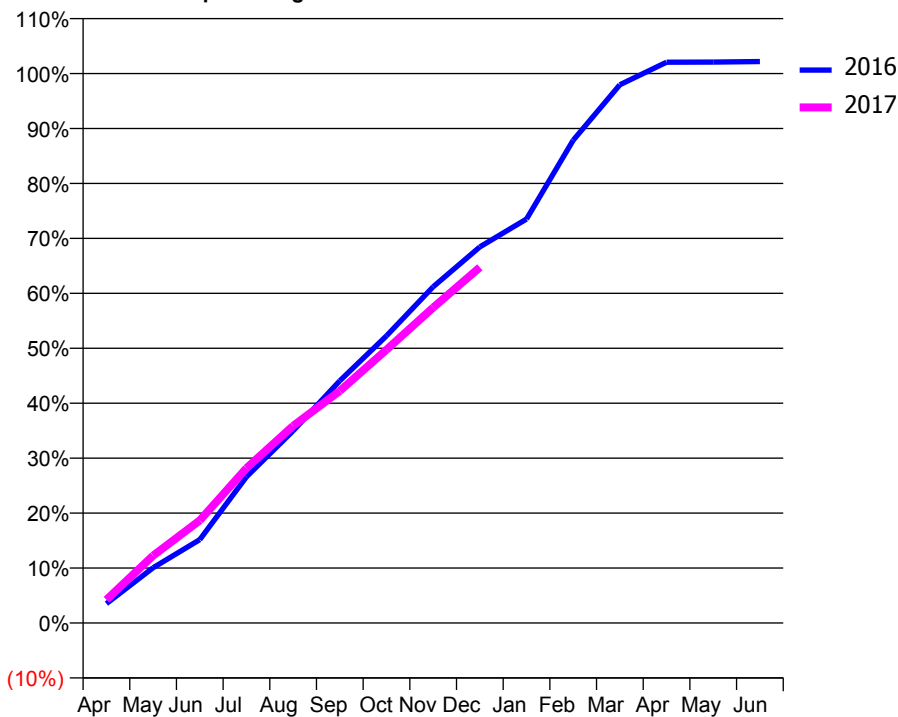
ACCESS*

Patients seen in 24 months	Total	Change since previous quarter
Quarter ending December 2015	11,693	
Quarter ending March 2016	11,725	→
Quarter ending June 2016	11,753	→
Quarter ending September 2016	11,692	→
Quarter ending December 2016	11,849	→
Variance since December 2015	1.3%	→



ACTIVITY

Cumulative percentage of contracted UDA delivered 2016 & 2017



Month	Adjusted Scheduled Activity (UDA)	
	2016	2017
April	1,045	1,256
May	2,984	3,641
June	4,506	5,541
July	7,895	8,361
August	10,380	10,645
September	13,083	12,531
October	15,504	14,755
November	18,154	17,031
December	20,309	19,206
January	21,815	
February	26,071	
March	29,064	
April	30,282	
May	30,289	
June	30,315	

QUALITY

	Quantity	Base Number	Contract	AT	Region	England
% of FP17s for the same patient ID Re-attending within 3 months - Children	127	3,214	4.0%	11.4%	12.1%	12.4%
% of FP17s for the same patient ID Re-attending within 3 months - Adults	532	7,096	7.5%	14.8%	15.9%	16.6%
% of FP17s for the same patient ID Re-attending between 3 & 9 months - Children	1,543	3,214	48.0%	55.6%	58.6%	57.5%
% of FP17s for the same patient ID Re-attending between 3 & 9 months - Adults	3,508	7,096	49.4%	48.1%	51.5%	50.4%
% of FP17s for Band 1 Urgent Courses	541	9,778	5.5%	8.4%	8.0%	9.1%
% of FP17s Relating to Free Repair or Replacements	24	9,778	0.2%	0.7%	0.8%	0.8%
% of FP17s Relating to Continuations	72	9,778	0.7%	1.0%	1.2%	1.3%
% of Patients satisfied with the dentistry they have received	9	10	90.0%	93.2%	92.8%	92.7%
% of Patients satisfied with the time they had to wait for an appointment	8	10	80.0%	87.4%	89.2%	88.8%

* This is based on patients treated on this contract for their most recent course of treatment. Figures in italics indicate the base number of FP17s or Patient Questionnaire responses are less than 100. N/A is shown where the base number of responses is less than 10 during the period. % is calculated as Quantity/Base number*100

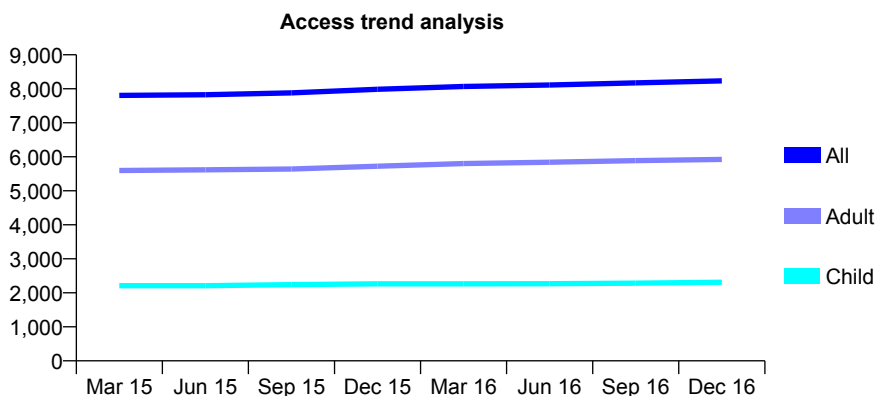
Q58 - Vital Signs At a Glance Contract Report for 101370/0057 - December 2016

Name or company name	Petrie Tucker & Partners Ltd
Contract type name	GDS Contract
Purpose of contract	General
Contract start date	01/04/2006
Contract end date	

16/17 Contracted general activity (UDA)	24,667
Carry forward general activity (UDA)	0
16/17 Contracted orthodontic activity (UOA)	0
Carry forward orthodontic activity (UOA)	0
Baseline contract value	£610,703.79

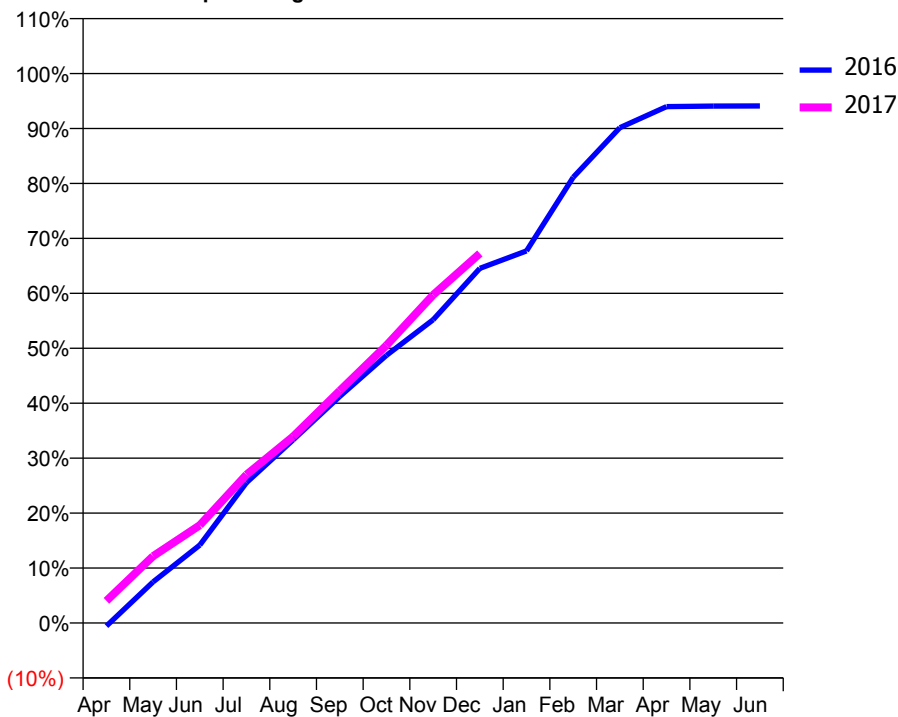
ACCESS*

Patients seen in 24 months	Total	Change since previous quarter
Quarter ending December 2015	7,988	
Quarter ending March 2016	8,067	→
Quarter ending June 2016	8,112	→
Quarter ending September 2016	8,174	→
Quarter ending December 2016	8,232	→
Variance since December 2015	3.1%	↑



ACTIVITY

Cumulative percentage of contracted UDA delivered 2016 & 2017



Month	Adjusted Scheduled Activity (UDA)	
	2016	2017
April	-144	998
May	1,844	3,004
June	3,499	4,391
July	6,299	6,662
August	8,222	8,372
September	10,174	10,429
October	12,017	12,467
November	13,616	14,726
December	15,918	16,589
January	16,705	
February	20,005	
March	22,232	
April	23,183	
May	23,204	
June	23,210	

QUALITY

	Quantity	Base Number	Contract	AT	Region	England
% of FP17s for the same patient ID Re-attending within 3 months - Children	96	2,560	3.8%	11.4%	12.1%	12.4%
% of FP17s for the same patient ID Re-attending within 3 months - Adults	489	5,776	8.5%	14.8%	15.9%	16.6%
% of FP17s for the same patient ID Re-attending between 3 & 9 months - Children	1,440	2,560	56.3%	55.6%	58.6%	57.5%
% of FP17s for the same patient ID Re-attending between 3 & 9 months - Adults	2,825	5,776	48.9%	48.1%	51.5%	50.4%
% of FP17s for Band 1 Urgent Courses	259	7,920	3.3%	8.4%	8.0%	9.1%
% of FP17s Relating to Free Repair or Replacements	63	7,920	0.8%	0.7%	0.8%	0.8%
% of FP17s Relating to Continuations	97	7,920	1.2%	1.0%	1.2%	1.3%
% of Patients satisfied with the dentistry they have received	12	13	92.3%	93.2%	92.8%	92.7%
% of Patients satisfied with the time they had to wait for an appointment	12	13	92.3%	87.4%	89.2%	88.8%

* This is based on patients treated on this contract for their most recent course of treatment. Figures in italics indicate the base number of FP17s or Patient Questionnaire responses are less than 100. N/A is shown where the base number of responses is less than 10 during the period. % is calculated as Quantity/Base number*100

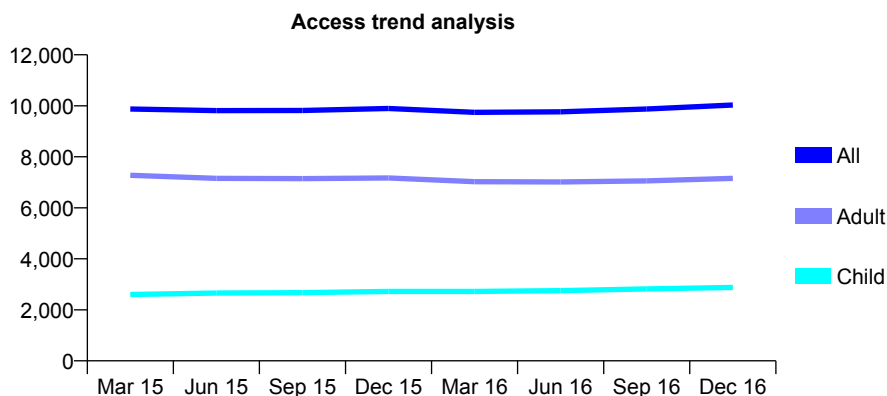
Q58 - Vital Signs At a Glance Contract Report for 101370/0064 - December 2016

Name or company name	Petrie Tucker & Partners Ltd
Contract type name	GDS Contract
Purpose of contract	General
Contract start date	01/04/2006
Contract end date	

16/17 Contracted general activity (UDA)	31,719
Carry forward general activity (UDA)	0
16/17 Contracted orthodontic activity (UOA)	0
Carry forward orthodontic activity (UOA)	0
Baseline contract value	£832,339.69

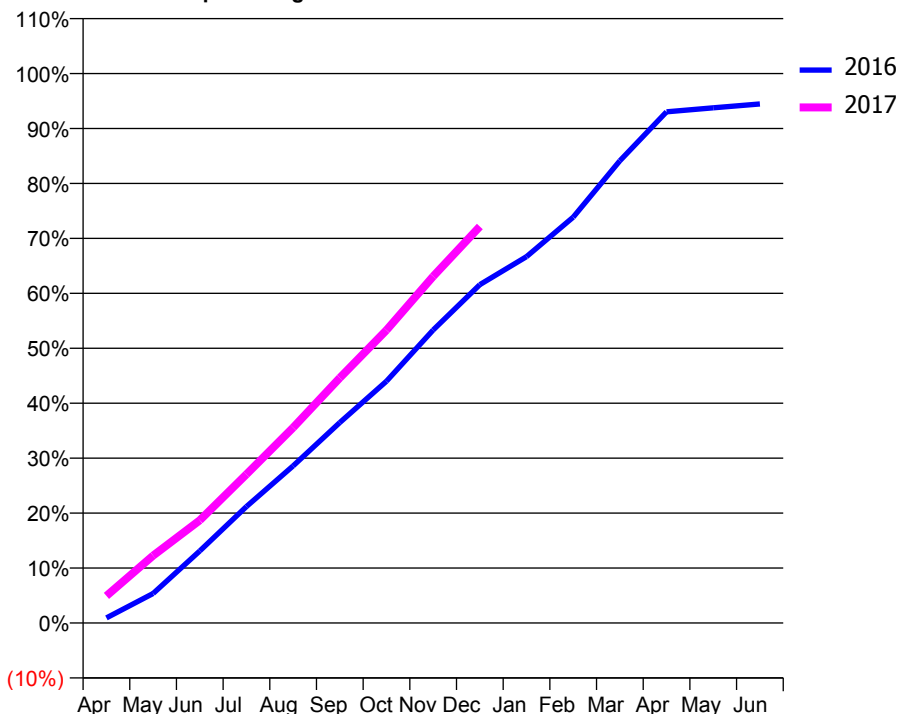
ACCESS*

Patients seen in 24 months	Total	Change since previous quarter
Quarter ending December 2015	9,896	
Quarter ending March 2016	9,746	↓
Quarter ending June 2016	9,764	→
Quarter ending September 2016	9,874	→
Quarter ending December 2016	10,031	→
Variance since December 2015	1.4%	→



ACTIVITY

Cumulative percentage of contracted UDA delivered 2016 & 2017



Month	Adjusted Scheduled Activity (UDA)	
	2016	2017
April	298	1,566
May	1,706	3,888
June	4,160	5,934
July	6,725	8,589
August	9,069	11,281
September	11,571	14,150
October	13,957	16,911
November	16,915	20,008
December	19,529	22,889
January	21,145	
February	23,425	
March	26,682	
April	29,504	
May	29,735	
June	29,960	

QUALITY

	Quantity	Base Number	Contract	AT	Region	England
% of FP17s for the same patient ID Re-attending within 3 months - Children	244	3,250	7.5%	11.4%	12.1%	12.4%
% of FP17s for the same patient ID Re-attending within 3 months - Adults	909	6,944	13.1%	14.8%	15.9%	16.6%
% of FP17s for the same patient ID Re-attending between 3 & 9 months - Children	1,556	3,250	47.9%	55.6%	58.6%	57.5%
% of FP17s for the same patient ID Re-attending between 3 & 9 months - Adults	3,066	6,944	44.2%	48.1%	51.5%	50.4%
% of FP17s for Band 1 Urgent Courses	706	9,097	7.8%	8.4%	8.0%	9.1%
% of FP17s Relating to Free Repair or Replacements	63	9,097	0.7%	0.7%	0.8%	0.8%
% of FP17s Relating to Continuations	125	9,097	1.4%	1.0%	1.2%	1.3%
% of Patients satisfied with the dentistry they have received	8	9	N/A	93.2%	92.8%	92.7%
% of Patients satisfied with the time they had to wait for an appointment	8	9	N/A	87.4%	89.2%	88.8%

* This is based on patients treated on this contract for their most recent course of treatment. Figures in italics indicate the base number of FP17s or Patient Questionnaire responses are less than 100. N/A is shown where the base number of responses is less than 10 during the period. % is calculated as Quantity/Base number*100

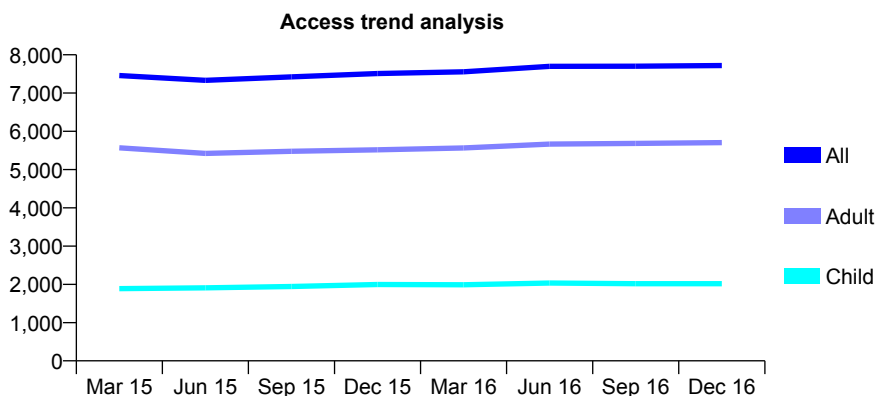
Q58 - Vital Signs At a Glance Contract Report for 101370/0065 - December 2016

Name or company name	Petrie Tucker & Partners Ltd
Contract type name	GDS Contract
Purpose of contract	General
Contract start date	01/04/2006
Contract end date	

16/17 Contracted general activity (UDA)	21,251
Carry forward general activity (UDA)	152
16/17 Contracted orthodontic activity (UOA)	0
Carry forward orthodontic activity (UOA)	0
Baseline contract value	£505,962.60

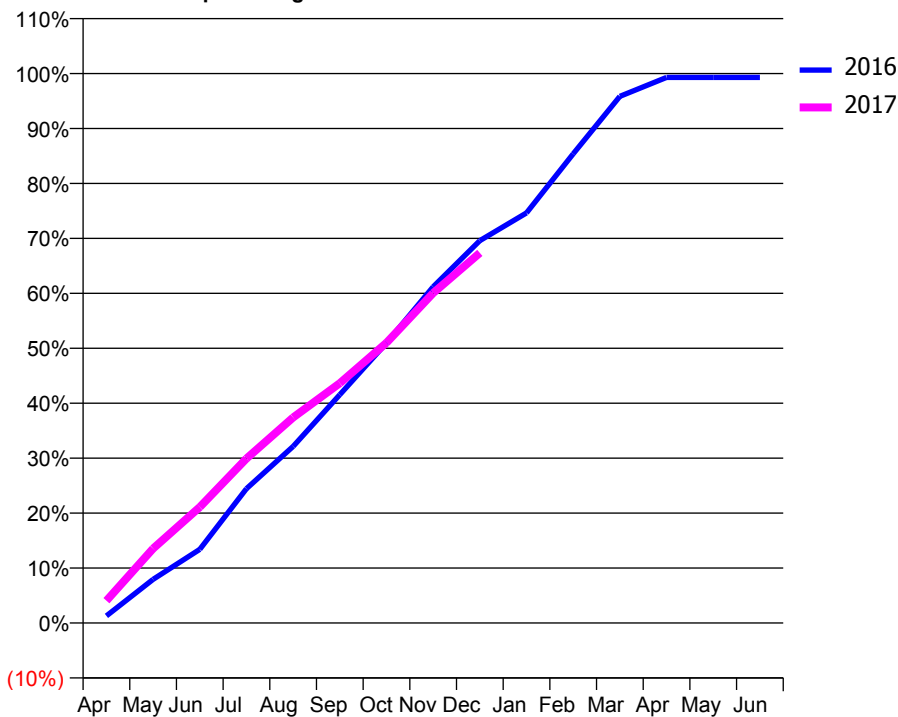
ACCESS*

Patients seen in 24 months	Total	Change since previous quarter
Quarter ending December 2015	7,509	
Quarter ending March 2016	7,555	→
Quarter ending June 2016	7,699	→
Quarter ending September 2016	7,703	→
Quarter ending December 2016	7,721	→
Variance since December 2015	2.8%	↑



ACTIVITY

Cumulative percentage of contracted UDA delivered 2016 & 2017



Month	Adjusted Scheduled Activity (UDA)	
	2016	2017
April	274	863
May	1,690	2,881
June	2,847	4,482
July	5,196	6,362
August	6,832	7,951
September	8,833	9,273
October	10,834	10,839
November	13,005	12,762
December	14,787	14,313
January	15,859	
February	18,145	
March	20,369	
April	21,098	
May	21,098	
June	21,099	

QUALITY

	Quantity	Base Number	Contract	AT	Region	England
% of FP17s for the same patient ID Re-attending within 3 months - Children	137	2,103	6.5%	11.4%	12.1%	12.4%
% of FP17s for the same patient ID Re-attending within 3 months - Adults	827	5,409	15.3%	14.8%	15.9%	16.6%
% of FP17s for the same patient ID Re-attending between 3 & 9 months - Children	1,065	2,103	50.6%	55.6%	58.6%	57.5%
% of FP17s for the same patient ID Re-attending between 3 & 9 months - Adults	2,210	5,409	40.9%	48.1%	51.5%	50.4%
% of FP17s for Band 1 Urgent Courses	784	7,144	11.0%	8.4%	8.0%	9.1%
% of FP17s Relating to Free Repair or Replacements	39	7,144	0.5%	0.7%	0.8%	0.8%
% of FP17s Relating to Continuations	128	7,144	1.8%	1.0%	1.2%	1.3%
% of Patients satisfied with the dentistry they have received	6	6	N/A	93.2%	92.8%	92.7%
% of Patients satisfied with the time they had to wait for an appointment	4	6	N/A	87.4%	89.2%	88.8%

* This is based on patients treated on this contract for their most recent course of treatment. Figures in italics indicate the base number of FP17s or Patient Questionnaire responses are less than 100. N/A is shown where the base number of responses is less than 10 during the period. % is calculated as Quantity/Base number*100

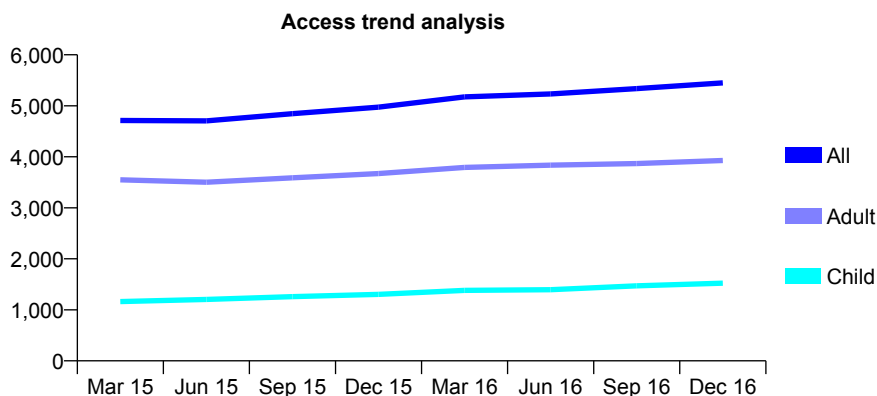
Q58 - Vital Signs At a Glance Contract Report for 101435/0003 - December 2016

Name or company name	IDH Limited
Contract type name	GDS Contract
Purpose of contract	General and Orthodontic
Contract start date	01/04/2006
Contract end date	

16/17 Contracted general activity (UDA)	15,825
Carry forward general activity (UDA)	0
16/17 Contracted orthodontic activity (UOA)	428
Carry forward orthodontic activity (UOA)	0
Baseline contract value	£414,553.51

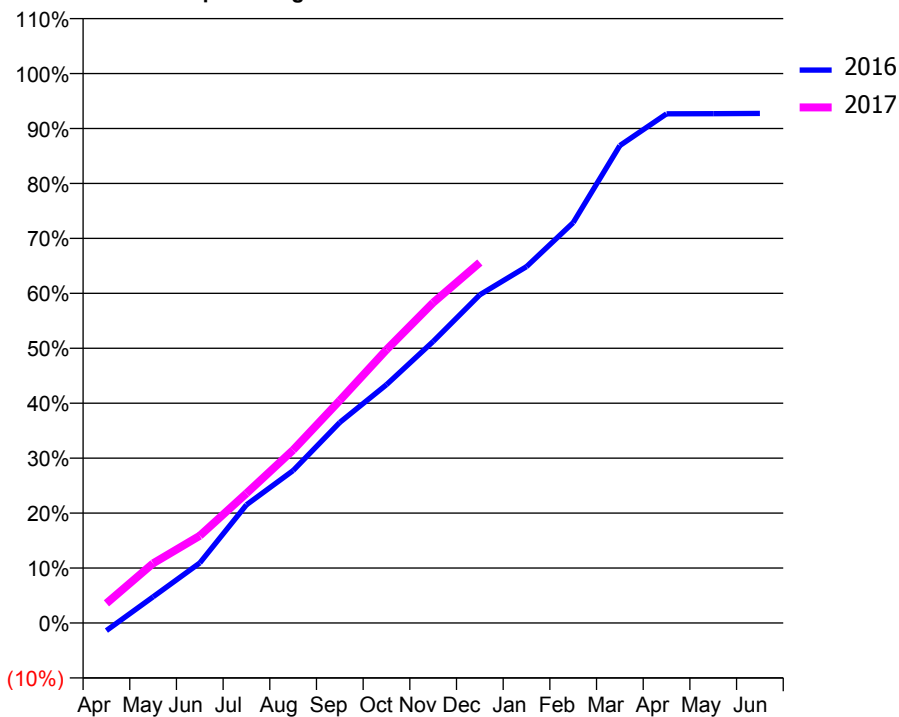
ACCESS*

Patients seen in 24 months	Total	Change since previous quarter
Quarter ending December 2015	4,975	
Quarter ending March 2016	5,175	↑
Quarter ending June 2016	5,232	→
Quarter ending September 2016	5,337	↑
Quarter ending December 2016	5,450	↑
Variance since December 2015	9.5%	↑



ACTIVITY

Cumulative percentage of contracted UDA delivered 2016 & 2017



Adjusted Scheduled Activity (UDA)

Month	2016	2017
April	-220	567
May	754	1,720
June	1,731	2,513
July	3,404	3,734
August	4,392	4,984
September	5,779	6,411
October	6,866	7,871
November	8,109	9,224
December	9,451	10,381
January	10,263	
February	11,529	
March	13,751	
April	14,665	
May	14,670	
June	14,674	

QUALITY

	Quantity	Base Number	Contract	AT	Region	England
% of FP17s for the same patient ID Re-attending within 3 months - Children	90	1,435	6.3%	11.4%	12.1%	12.4%
% of FP17s for the same patient ID Re-attending within 3 months - Adults	372	3,000	12.4%	14.8%	15.9%	16.6%
% of FP17s for the same patient ID Re-attending between 3 & 9 months - Children	611	1,435	42.6%	55.6%	58.6%	57.5%
% of FP17s for the same patient ID Re-attending between 3 & 9 months - Adults	1,095	3,000	36.5%	48.1%	51.5%	50.4%
% of FP17s for Band 1 Urgent Courses	424	4,133	10.3%	8.4%	8.0%	9.1%
% of FP17s Relating to Free Repair or Replacements	19	4,133	0.5%	0.7%	0.8%	0.8%
% of FP17s Relating to Continuations	49	4,133	1.2%	1.0%	1.2%	1.3%
% of Patients satisfied with the dentistry they have received	4	4	N/A	93.2%	92.8%	92.7%
% of Patients satisfied with the time they had to wait for an appointment	4	4	N/A	87.4%	89.2%	88.8%

* This is based on patients treated on this contract for their most recent course of treatment. Figures in italics indicate the base number of FP17s or Patient Questionnaire responses are less than 100. N/A is shown where the base number of responses is less than 10 during the period. % is calculated as Quantity/Base number*100

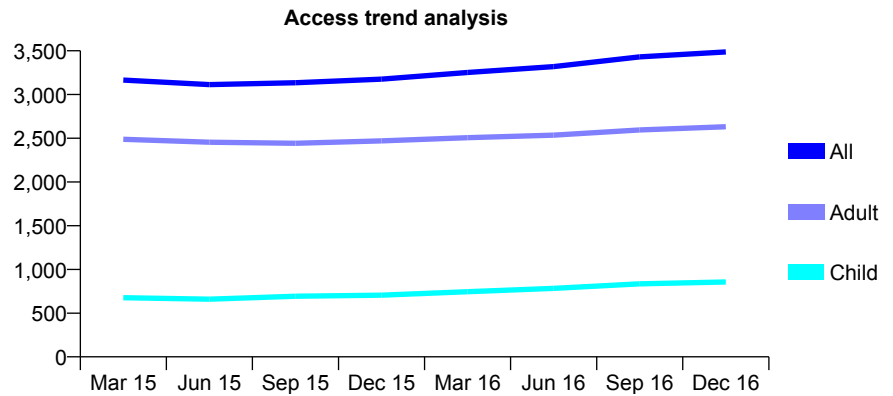
Q58 - Vital Signs At a Glance Contract Report for 101435/0081 - December 2016

Name or company name	IDH Limited
Contract type name	GDS Contract
Purpose of contract	General
Contract start date	01/02/2008
Contract end date	

16/17 Contracted general activity (UDA)	11,105
Carry forward general activity (UDA)	0
16/17 Contracted orthodontic activity (UOA)	0
Carry forward orthodontic activity (UOA)	0
Baseline contract value	£284,853.35

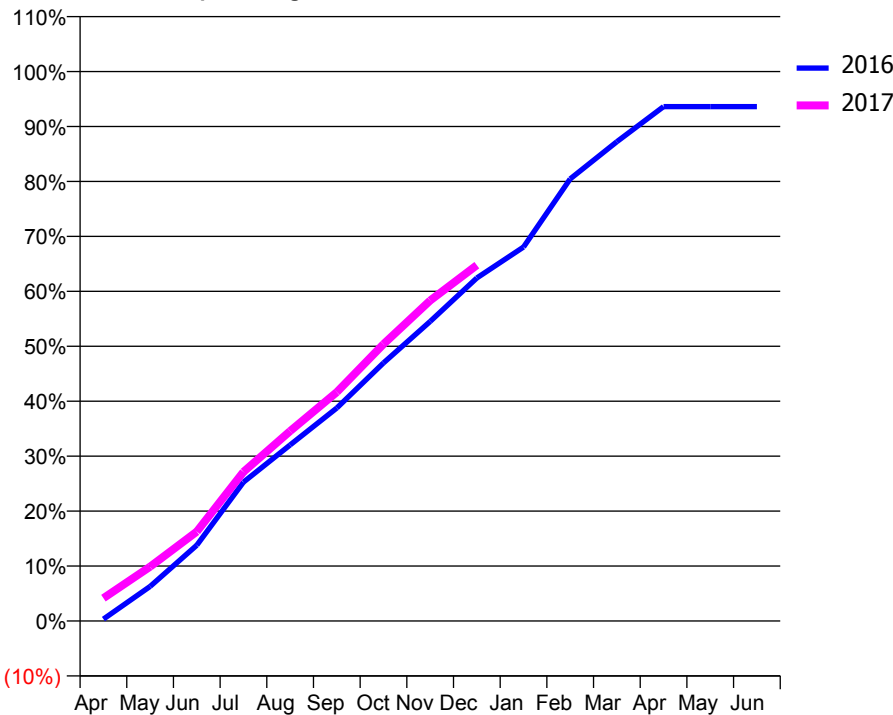
ACCESS*

Patients seen in 24 months	Total	Change since previous quarter
Quarter ending December 2015	3,176	
Quarter ending March 2016	3,252	↑
Quarter ending June 2016	3,319	↑
Quarter ending September 2016	3,430	↑
Quarter ending December 2016	3,487	→
Variance since December 2015	9.8%	↑



ACTIVITY

Cumulative percentage of contracted UDA delivered 2016 & 2017



Month	Adjusted Scheduled Activity (UDA)	
	2016	2017
April	38	462
May	699	1,099
June	1,533	1,806
July	2,805	3,014
August	3,557	3,838
September	4,305	4,625
October	5,215	5,596
November	6,053	6,476
December	6,931	7,191
January	7,558	
February	8,936	
March	9,687	
April	10,396	
May	10,396	
June	10,396	

QUALITY

	Quantity	Base Number	Contract	AT	Region	England
% of FP17s for the same patient ID Re-attending within 3 months - Children	31	810	3.8%	11.4%	12.1%	12.4%
% of FP17s for the same patient ID Re-attending within 3 months - Adults	259	2,282	11.3%	14.8%	15.9%	16.6%
% of FP17s for the same patient ID Re-attending between 3 & 9 months - Children	337	810	41.6%	55.6%	58.6%	57.5%
% of FP17s for the same patient ID Re-attending between 3 & 9 months - Adults	866	2,282	37.9%	48.1%	51.5%	50.4%
% of FP17s for Band 1 Urgent Courses	224	2,900	7.7%	8.4%	8.0%	9.1%
% of FP17s Relating to Free Repair or Replacements	13	2,900	0.4%	0.7%	0.8%	0.8%
% of FP17s Relating to Continuations	35	2,900	1.2%	1.0%	1.2%	1.3%
% of Patients satisfied with the dentistry they have received	4	5	N/A	93.2%	92.8%	92.7%
% of Patients satisfied with the time they had to wait for an appointment	5	5	N/A	87.4%	89.2%	88.8%

* This is based on patients treated on this contract for their most recent course of treatment. Figures in italics indicate the base number of FP17s or Patient Questionnaire responses are less than 100. N/A is shown where the base number of responses is less than 10 during the period. % is calculated as Quantity/Base number*100

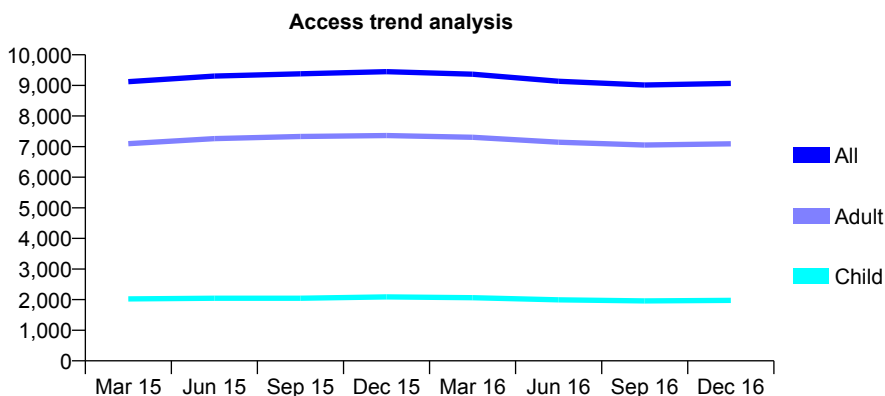
Q58 - Vital Signs At a Glance Contract Report for 101435/0082 - December 2016

Name or company name	IDH Limited
Contract type name	GDS Contract
Purpose of contract	General
Contract start date	01/02/2008
Contract end date	

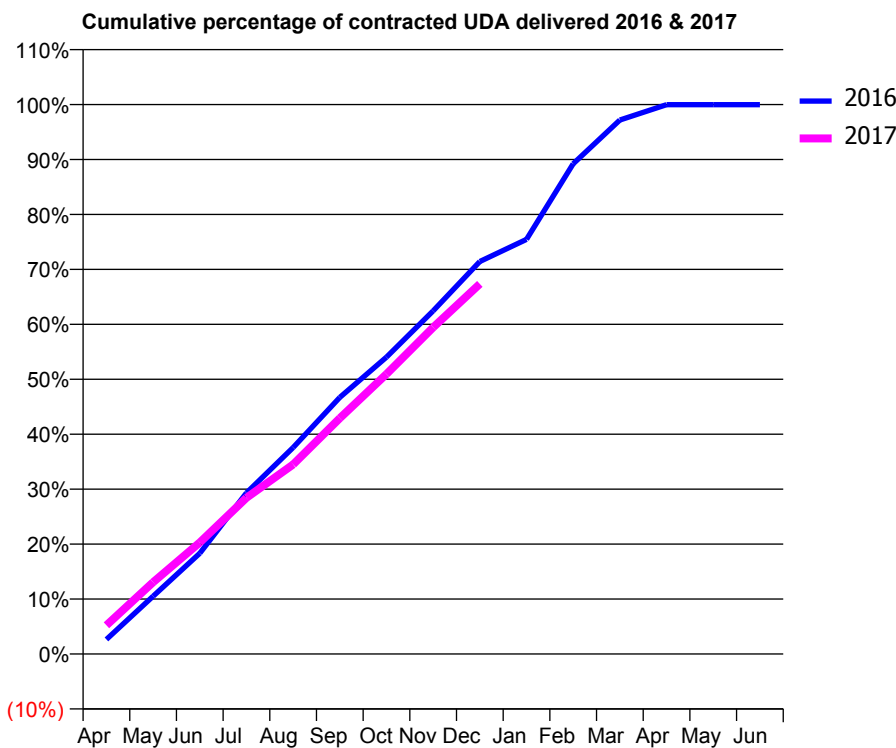
16/17 Contracted general activity (UDA)	25,924
Carry forward general activity (UDA)	9
16/17 Contracted orthodontic activity (UOA)	0
Carry forward orthodontic activity (UOA)	0
Baseline contract value	£598,694.24

ACCESS*

Patients seen in 24 months	Total	Change since previous quarter
Quarter ending December 2015	9,448	
Quarter ending March 2016	9,366	→
Quarter ending June 2016	9,136	↓
Quarter ending September 2016	9,011	↓
Quarter ending December 2016	9,067	→
Variance since December 2015	(4.0%)	↓



ACTIVITY



Month	Adjusted Scheduled Activity (UDA)	
	2016	2017
April	692	1,358
May	2,727	3,386
June	4,752	5,264
July	7,603	7,370
August	9,741	8,941
September	12,109	11,123
October	14,007	13,208
November	16,189	15,408
December	18,520	17,464
January	19,560	
February	23,128	
March	25,193	
April	25,915	
May	25,915	
June	25,914	

QUALITY

	Quantity	Base Number	Contract	AT	Region	England
% of FP17s for the same patient ID Re-attending within 3 months - Children	177	2,153	8.2%	11.4%	12.1%	12.4%
% of FP17s for the same patient ID Re-attending within 3 months - Adults	1,238	7,795	15.9%	14.8%	15.9%	16.6%
% of FP17s for the same patient ID Re-attending between 3 & 9 months - Children	1,323	2,153	61.4%	55.6%	58.6%	57.5%
% of FP17s for the same patient ID Re-attending between 3 & 9 months - Adults	4,526	7,795	58.1%	48.1%	51.5%	50.4%
% of FP17s for Band 1 Urgent Courses	803	9,514	8.4%	8.4%	8.0%	9.1%
% of FP17s Relating to Free Repair or Replacements	151	9,514	1.6%	0.7%	0.8%	0.8%
% of FP17s Relating to Continuations	198	9,514	2.1%	1.0%	1.2%	1.3%
% of Patients satisfied with the dentistry they have received	11	11	100.0%	93.2%	92.8%	92.7%
% of Patients satisfied with the time they had to wait for an appointment	10	11	90.9%	87.4%	89.2%	88.8%

* This is based on patients treated on this contract for their most recent course of treatment. Figures in italics indicate the base number of FP17s or Patient Questionnaire responses are less than 100. N/A is shown where the base number of responses is less than 10 during the period. % is calculated as Quantity/Base number*100

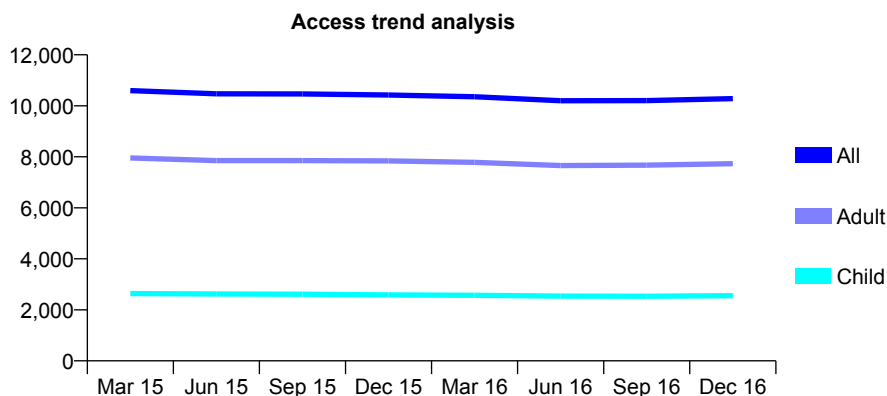
Q58 - Vital Signs At a Glance Contract Report for 101435/0088 - December 2016

Name or company name	IDH Limited
Contract type name	GDS Contract
Purpose of contract	General
Contract start date	23/02/2008
Contract end date	

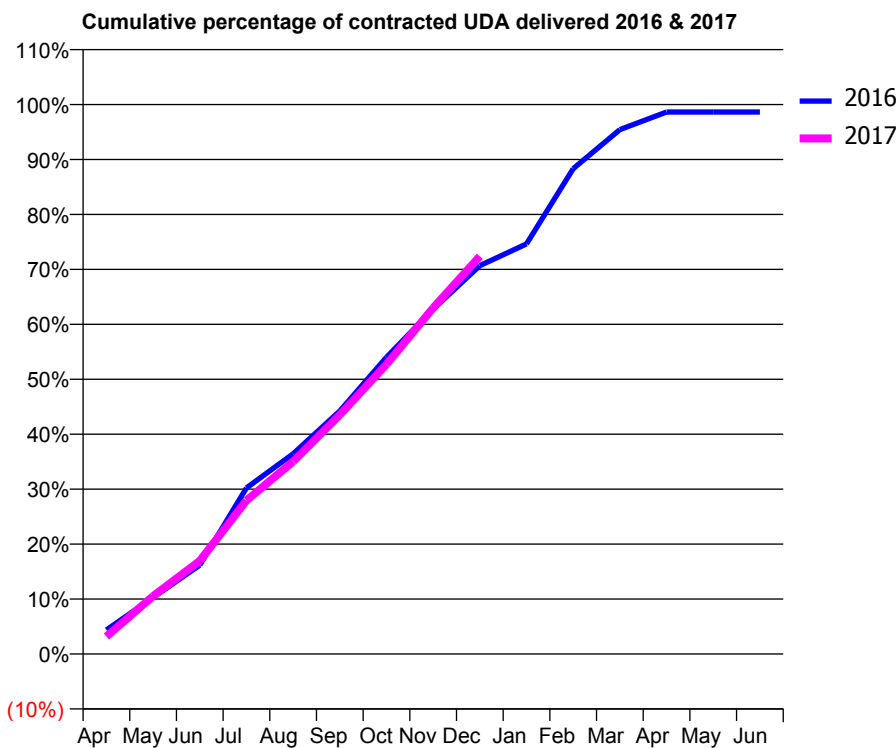
16/17 Contracted general activity (UDA)	29,108
Carry forward general activity (UDA)	397
16/17 Contracted orthodontic activity (UOA)	0
Carry forward orthodontic activity (UOA)	0
Baseline contract value	£808,055.73

ACCESS*

Patients seen in 24 months	Total	Change since previous quarter
Quarter ending December 2015	10,426	
Quarter ending March 2016	10,354	→
Quarter ending June 2016	10,198	↓
Quarter ending September 2016	10,206	→
Quarter ending December 2016	10,281	→
Variance since December 2015	(1.4%)	↓



ACTIVITY



Month	Adjusted Scheduled Activity (UDA)	
	2016	2017
April	1,278	930
May	2,998	3,068
June	4,706	4,935
July	8,801	8,137
August	10,605	10,193
September	12,872	12,666
October	15,717	15,348
November	18,262	18,335
December	20,574	21,069
January	21,722	
February	25,709	
March	27,781	
April	28,709	
May	28,709	
June	28,711	

QUALITY

	Quantity	Base Number	Contract	AT	Region	England
% of FP17s for the same patient ID Re-attending within 3 months - Children	229	3,052	7.5%	11.4%	12.1%	12.4%
% of FP17s for the same patient ID Re-attending within 3 months - Adults	1,184	8,840	13.4%	14.8%	15.9%	16.6%
% of FP17s for the same patient ID Re-attending between 3 & 9 months - Children	2,073	3,052	67.9%	55.6%	58.6%	57.5%
% of FP17s for the same patient ID Re-attending between 3 & 9 months - Adults	5,126	8,840	58.0%	48.1%	51.5%	50.4%
% of FP17s for Band 1 Urgent Courses	760	11,411	6.7%	8.4%	8.0%	9.1%
% of FP17s Relating to Free Repair or Replacements	68	11,411	0.6%	0.7%	0.8%	0.8%
% of FP17s Relating to Continuations	202	11,411	1.8%	1.0%	1.2%	1.3%
% of Patients satisfied with the dentistry they have received	15	15	100.0%	93.2%	92.8%	92.7%
% of Patients satisfied with the time they had to wait for an appointment	15	15	100.0%	87.4%	89.2%	88.8%

* This is based on patients treated on this contract for their most recent course of treatment. Figures in italics indicate the base number of FP17s or Patient Questionnaire responses are less than 100. N/A is shown where the base number of responses is less than 10 during the period. % is calculated as Quantity/Base number*100

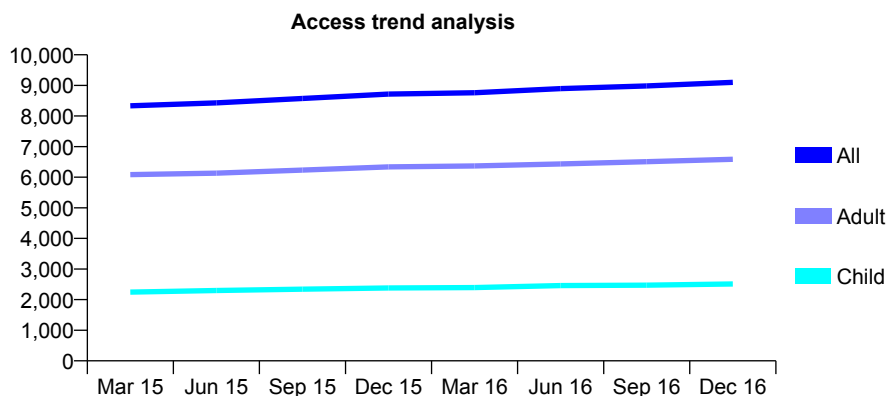
Q58 - Vital Signs At a Glance Contract Report for 101435/0089 - December 2016

Name or company name	IDH Limited
Contract type name	GDS Contract
Purpose of contract	General
Contract start date	23/02/2008
Contract end date	

16/17 Contracted general activity (UDA)	21,831
Carry forward general activity (UDA)	-108
16/17 Contracted orthodontic activity (UOA)	0
Carry forward orthodontic activity (UOA)	0
Baseline contract value	£606,040.89

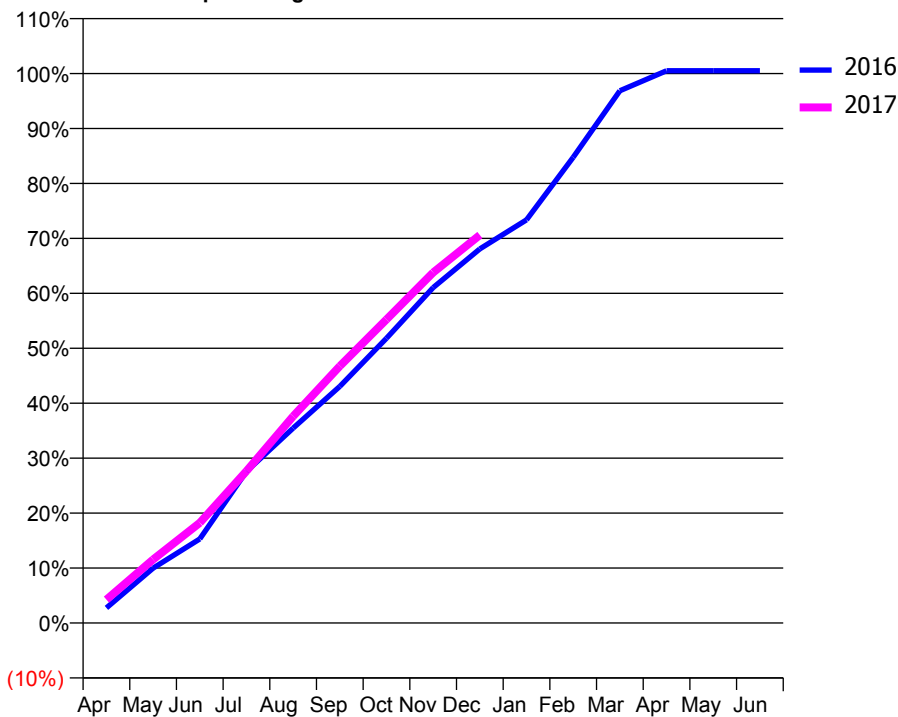
ACCESS*

Patients seen in 24 months	Total	Change since previous quarter
Quarter ending December 2015	8,717	
Quarter ending March 2016	8,762	→
Quarter ending June 2016	8,894	→
Quarter ending September 2016	8,981	→
Quarter ending December 2016	9,099	→
Variance since December 2015	4.4%	↑



ACTIVITY

Cumulative percentage of contracted UDA delivered 2016 & 2017



Month	Adjusted Scheduled Activity (UDA)	
	2016	2017
April	603	931
May	2,181	2,526
June	3,343	3,984
July	6,019	6,037
August	7,741	8,214
September	9,403	10,207
October	11,312	12,058
November	13,327	13,925
December	14,864	15,415
January	16,018	
February	18,502	
March	21,147	
April	21,940	
May	21,940	
June	21,940	

QUALITY

	Quantity	Base Number	Contract	AT	Region	England
% of FP17s for the same patient ID Re-attending within 3 months - Children	97	2,630	3.7%	11.4%	12.1%	12.4%
% of FP17s for the same patient ID Re-attending within 3 months - Adults	519	5,659	9.2%	14.8%	15.9%	16.6%
% of FP17s for the same patient ID Re-attending between 3 & 9 months - Children	1,583	2,630	60.2%	55.6%	58.6%	57.5%
% of FP17s for the same patient ID Re-attending between 3 & 9 months - Adults	2,074	5,659	36.6%	48.1%	51.5%	50.4%
% of FP17s for Band 1 Urgent Courses	407	7,945	5.1%	8.4%	8.0%	9.1%
% of FP17s Relating to Free Repair or Replacements	20	7,945	0.3%	0.7%	0.8%	0.8%
% of FP17s Relating to Continuations	74	7,945	0.9%	1.0%	1.2%	1.3%
% of Patients satisfied with the dentistry they have received	8	8	N/A	93.2%	92.8%	92.7%
% of Patients satisfied with the time they had to wait for an appointment	7	8	N/A	87.4%	89.2%	88.8%

* This is based on patients treated on this contract for their most recent course of treatment. Figures in italics indicate the base number of FP17s or Patient Questionnaire responses are less than 100. N/A is shown where the base number of responses is less than 10 during the period. % is calculated as Quantity/Base number*100

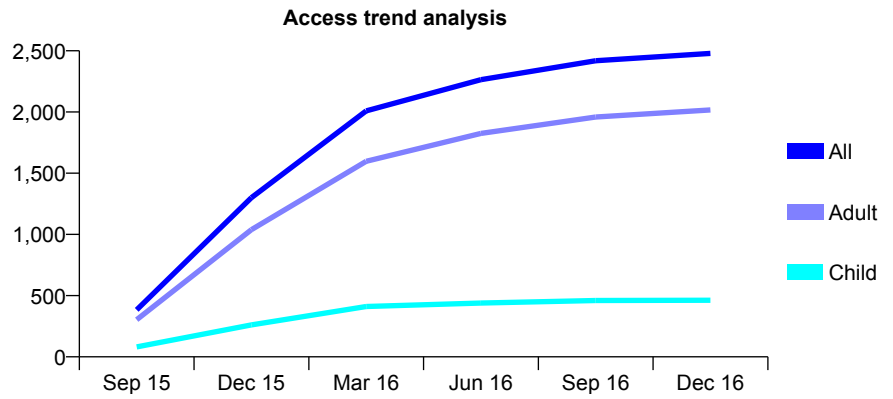
Q58 - Vital Signs At a Glance Contract Report for 102024/0001 - December 2016

Name or company name	Teamcare Dental Practice
Contract type name	GDS Contract
Purpose of contract	General
Contract start date	18/08/2015
Contract end date	

16/17 Contracted general activity (UDA)	7,400
Carry forward general activity (UDA)	-84
16/17 Contracted orthodontic activity (UOA)	0
Carry forward orthodontic activity (UOA)	0
Baseline contract value	£170,659.62

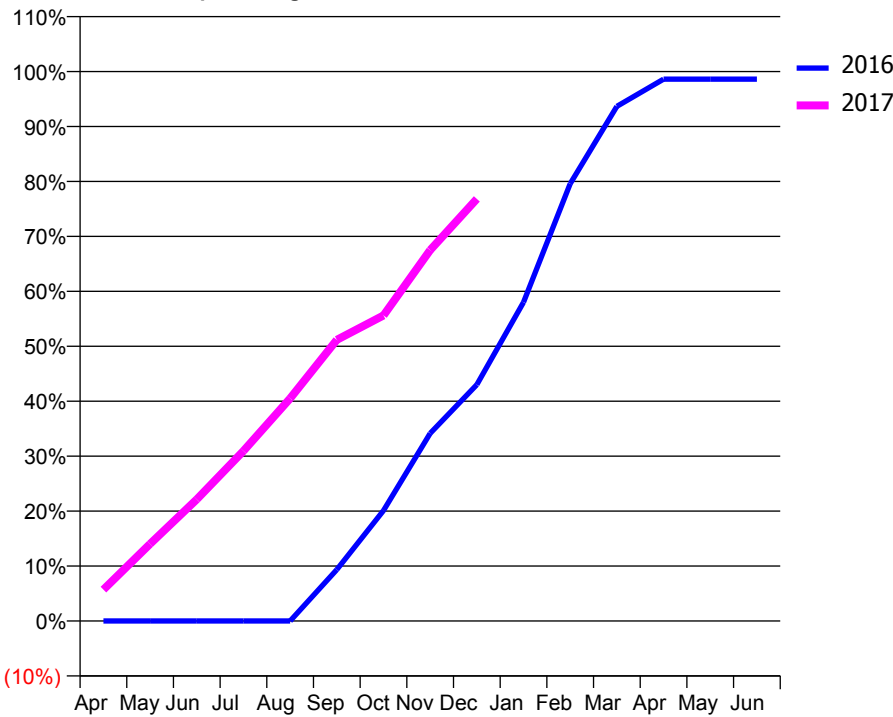
ACCESS*

Patients seen in 24 months	Total	Change since previous quarter
Quarter ending December 2015	1,300	
Quarter ending March 2016	2,009	↑
Quarter ending June 2016	2,264	↑
Quarter ending September 2016	2,419	↑
Quarter ending December 2016	2,479	↑
Variance since December 2015	90.7%	↑



ACTIVITY

Cumulative percentage of contracted UDA delivered 2016 & 2017



Month	Adjusted Scheduled Activity (UDA)	
	2016	2017
April	0	422
May	0	1,038
June	0	1,638
July	0	2,290
August	0	2,997
September	417	3,786
October	897	4,116
November	1,524	4,994
December	1,919	5,685
January	2,589	
February	3,552	
March	4,180	
April	4,401	
May	4,401	
June	4,400	

QUALITY

	Quantity	Base Number	Contract	AT	Region	England
% of FP17s for the same patient ID Re-attending within 3 months - Children	30	597	5.0%	11.4%	12.1%	12.4%
% of FP17s for the same patient ID Re-attending within 3 months - Adults	491	2,790	17.6%	14.8%	15.9%	16.6%
% of FP17s for the same patient ID Re-attending between 3 & 9 months - Children	446	597	74.7%	55.6%	58.6%	57.5%
% of FP17s for the same patient ID Re-attending between 3 & 9 months - Adults	1,673	2,790	60.0%	48.1%	51.5%	50.4%
% of FP17s for Band 1 Urgent Courses	116	3,259	3.6%	8.4%	8.0%	9.1%
% of FP17s Relating to Free Repair or Replacements	6	3,259	0.2%	0.7%	0.8%	0.8%
% of FP17s Relating to Continuations	94	3,259	2.9%	1.0%	1.2%	1.3%
% of Patients satisfied with the dentistry they have received	1	1	N/A	93.2%	92.8%	92.7%
% of Patients satisfied with the time they had to wait for an appointment	1	1	N/A	87.4%	89.2%	88.8%

* This is based on patients treated on this contract for their most recent course of treatment. Figures in italics indicate the base number of FP17s or Patient Questionnaire responses are less than 100. N/A is shown where the base number of responses is less than 10 during the period. % is calculated as Quantity/Base number*100

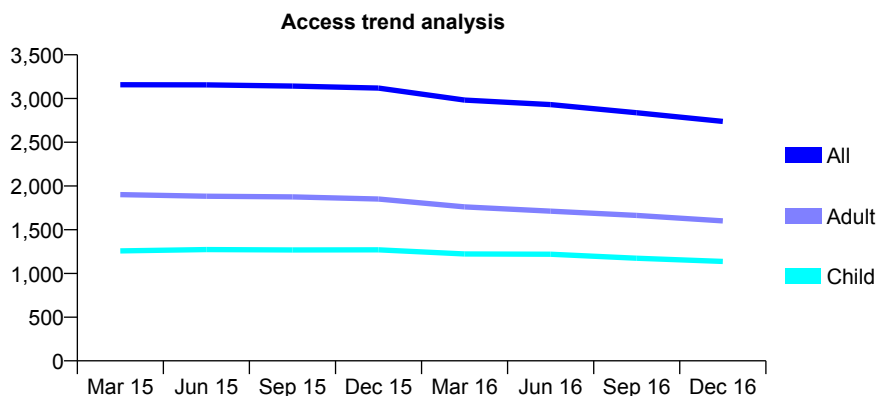
Q58 - Vital Signs At a Glance Contract Report for 102857/0001 - December 2016

Name or company name	PANSHANGER DENTAL PRACTICE
Contract type name	GDS Contract
Purpose of contract	General
Contract start date	01/12/2012
Contract end date	

16/17 Contracted general activity (UDA)	7,192
Carry forward general activity (UDA)	-138
16/17 Contracted orthodontic activity (UOA)	0
Carry forward orthodontic activity (UOA)	0
Baseline contract value	£169,494.33

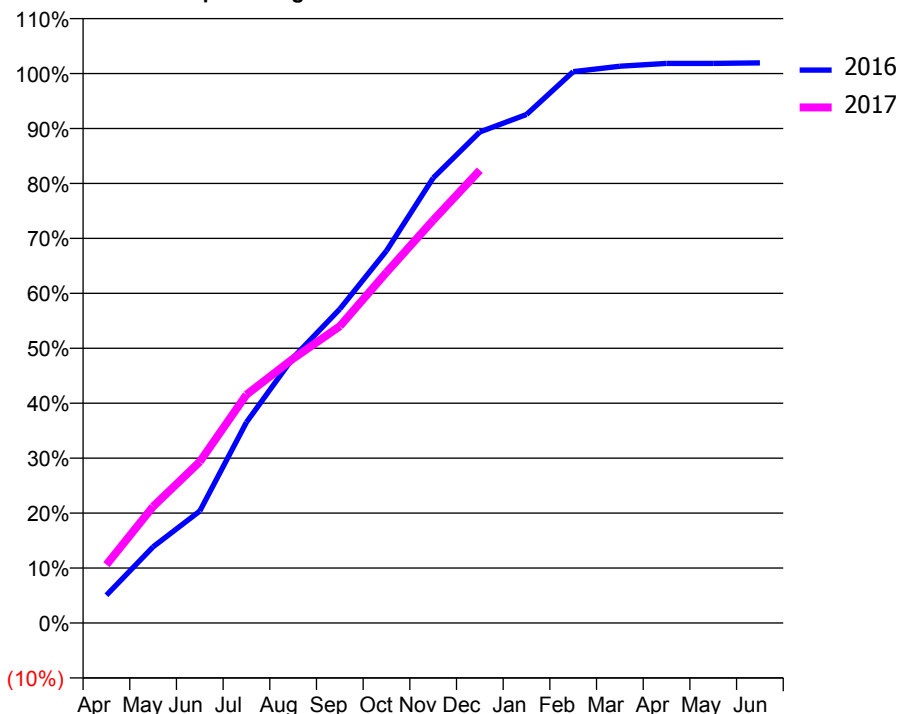
ACCESS*

Patients seen in 24 months	Total	Change since previous quarter
Quarter ending December 2015	3,120	
Quarter ending March 2016	2,983	↓
Quarter ending June 2016	2,931	↓
Quarter ending September 2016	2,837	↓
Quarter ending December 2016	2,738	↓
Variance since December 2015	(12.2%)	↓



ACTIVITY

Cumulative percentage of contracted UDA delivered 2016 & 2017



Month	Adjusted Scheduled Activity (UDA)	
	2016	2017
April	363	763
May	998	1,525
June	1,466	2,111
July	2,627	2,989
August	3,473	3,461
September	4,108	3,884
October	4,872	4,589
November	5,825	5,272
December	6,428	5,927
January	6,656	
February	7,216	
March	7,288	
April	7,324	
May	7,325	
June	7,331	

QUALITY

	Quantity	Base Number	Contract	AT	Region	England
% of FP17s for the same patient ID Re-attending within 3 months - Children	83	1,509	5.5%	11.4%	12.1%	12.4%
% of FP17s for the same patient ID Re-attending within 3 months - Adults	177	1,723	10.3%	14.8%	15.9%	16.6%
% of FP17s for the same patient ID Re-attending between 3 & 9 months - Children	986	1,509	65.3%	55.6%	58.6%	57.5%
% of FP17s for the same patient ID Re-attending between 3 & 9 months - Adults	981	1,723	56.9%	48.1%	51.5%	50.4%
% of FP17s for Band 1 Urgent Courses	133	3,207	4.1%	8.4%	8.0%	9.1%
% of FP17s Relating to Free Repair or Replacements	16	3,207	0.5%	0.7%	0.8%	0.8%
% of FP17s Relating to Continuations	3	3,207	0.1%	1.0%	1.2%	1.3%
% of Patients satisfied with the dentistry they have received	2	2	N/A	93.2%	92.8%	92.7%
% of Patients satisfied with the time they had to wait for an appointment	2	2	N/A	87.4%	89.2%	88.8%

* This is based on patients treated on this contract for their most recent course of treatment. Figures in italics indicate the base number of FP17s or Patient Questionnaire responses are less than 100. N/A is shown where the base number of responses is less than 10 during the period. % is calculated as Quantity/Base number*100

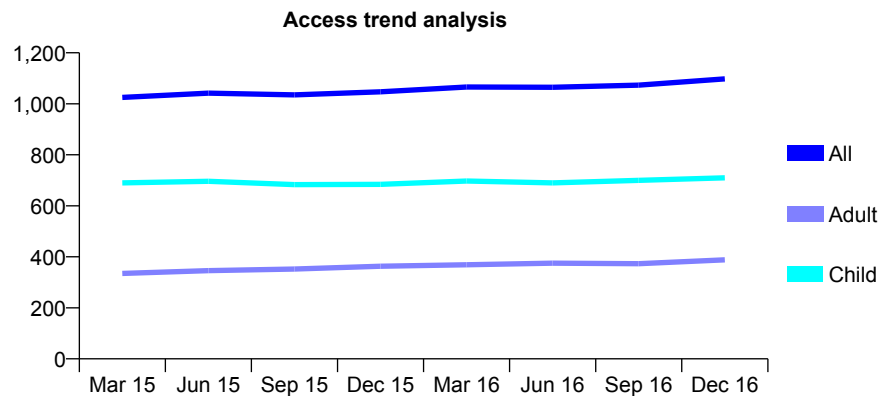
Q58 - Vital Signs At a Glance Contract Report for 104191/0001 - December 2016

Name or company name	Village Dental Practice Ltd
Contract type name	GDS Contract
Purpose of contract	General
Contract start date	01/09/2009
Contract end date	

16/17 Contracted general activity (UDA)	3,000
Carry forward general activity (UDA)	0
16/17 Contracted orthodontic activity (UOA)	0
Carry forward orthodontic activity (UOA)	0
Baseline contract value	£74,479.66

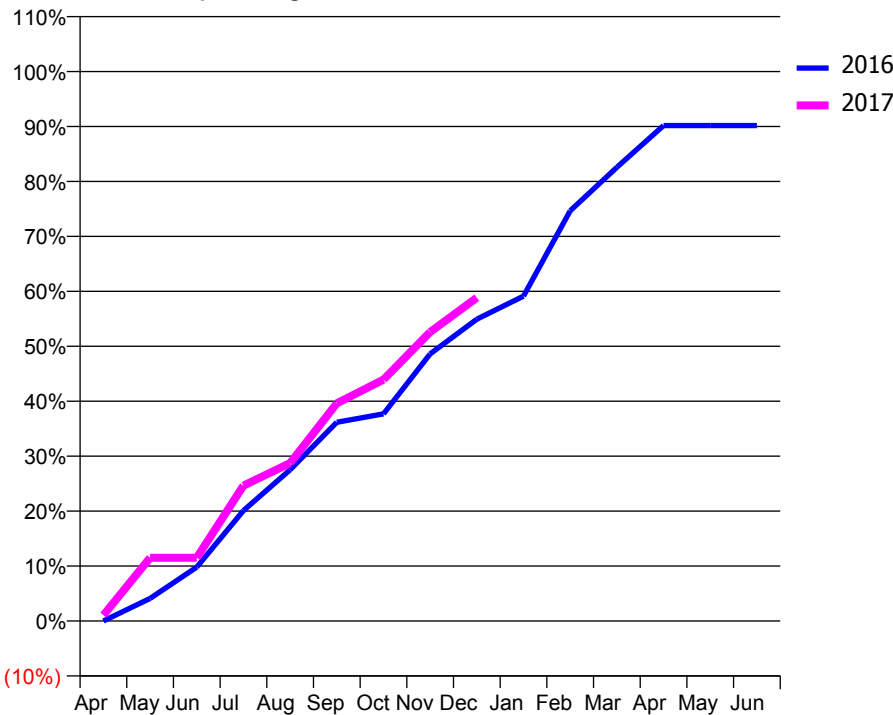
ACCESS*

Patients seen in 24 months	Total	Change since previous quarter
Quarter ending December 2015	1,047	
Quarter ending March 2016	1,066	→
Quarter ending June 2016	1,065	→
Quarter ending September 2016	1,073	→
Quarter ending December 2016	1,098	↑
Variance since December 2015	4.9%	↑



ACTIVITY

Cumulative percentage of contracted UDA delivered 2016 & 2017



Month	Adjusted Scheduled Activity (UDA)	
	2016	2017
April	0	32
May	123	346
June	294	346
July	603	740
August	826	863
September	1,085	1,188
October	1,131	1,318
November	1,459	1,578
December	1,648	1,765
January	1,774	
February	2,240	
March	2,477	
April	2,705	
May	2,705	
June	2,705	

QUALITY

	Quantity	Base Number	Contract	AT	Region	England
% of FP17s for the same patient ID Re-attending within 3 months - Children	80	820	9.8%	11.4%	12.1%	12.4%
% of FP17s for the same patient ID Re-attending within 3 months - Adults	39	288	13.5%	14.8%	15.9%	16.6%
% of FP17s for the same patient ID Re-attending between 3 & 9 months - Children	455	820	55.5%	55.6%	58.6%	57.5%
% of FP17s for the same patient ID Re-attending between 3 & 9 months - Adults	140	288	48.6%	48.1%	51.5%	50.4%
% of FP17s for Band 1 Urgent Courses	51	1,041	4.9%	8.4%	8.0%	9.1%
% of FP17s Relating to Free Repair or Replacements	0	1,041	0.0%	0.7%	0.8%	0.8%
% of FP17s Relating to Continuations	30	1,041	2.9%	1.0%	1.2%	1.3%
% of Patients satisfied with the dentistry they have received	2	2	N/A	93.2%	92.8%	92.7%
% of Patients satisfied with the time they had to wait for an appointment	2	2	N/A	87.4%	89.2%	88.8%

* This is based on patients treated on this contract for their most recent course of treatment. Figures in italics indicate the base number of FP17s or Patient Questionnaire responses are less than 100. N/A is shown where the base number of responses is less than 10 during the period. % is calculated as Quantity/Base number*100

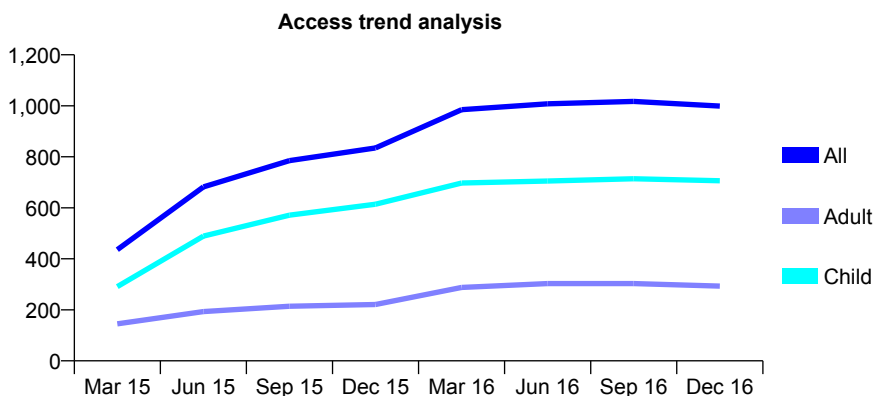
Q58 - Vital Signs At a Glance Contract Report for 104884/0001 - December 2016

Name or company name	Abacus Dental Care
Contract type name	GDS Contract
Purpose of contract	General
Contract start date	01/12/2014
Contract end date	

16/17 Contracted general activity (UDA)	2,777
Carry forward general activity (UDA)	-2
16/17 Contracted orthodontic activity (UOA)	0
Carry forward orthodontic activity (UOA)	0
Baseline contract value	£57,231.32

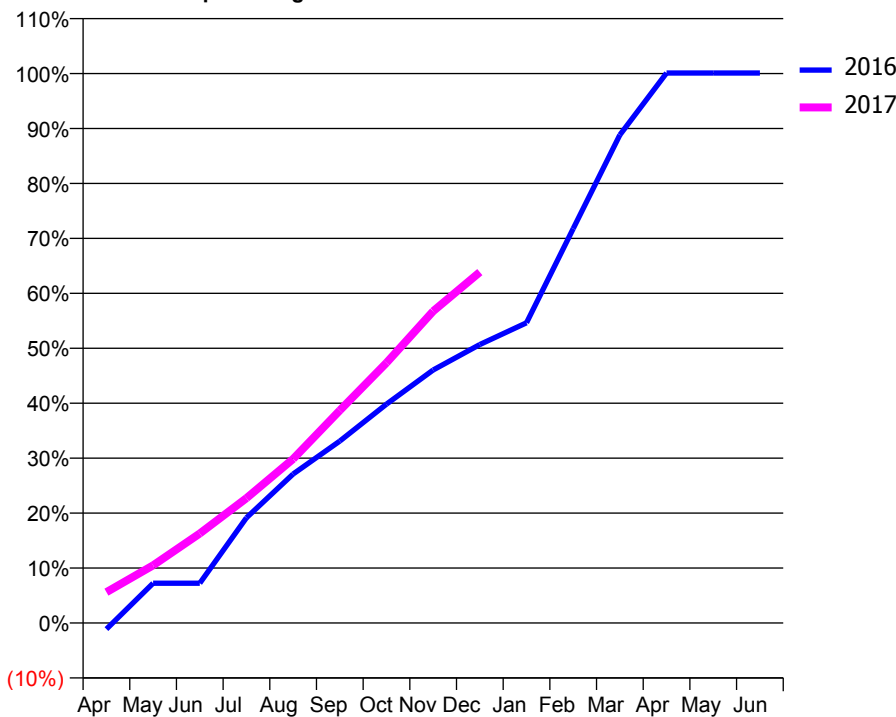
ACCESS*

Patients seen in 24 months	Total	Change since previous quarter
Quarter ending December 2015	835	
Quarter ending March 2016	985	↑
Quarter ending June 2016	1,008	↑
Quarter ending September 2016	1,017	→
Quarter ending December 2016	999	↓
Variance since December 2015	19.6%	↑



ACTIVITY

Cumulative percentage of contracted UDA delivered 2016 & 2017



Month	Adjusted Scheduled Activity (UDA)	
	2016	2017
April	-31	156
May	201	291
June	201	452
July	532	631
August	753	829
September	919	1,075
October	1,106	1,315
November	1,279	1,576
December	1,407	1,773
January	1,517	
February	1,993	
March	2,467	
April	2,780	
May	2,780	
June	2,780	

QUALITY

	Quantity	Base Number	Contract	AT	Region	England
% of FP17s for the same patient ID Re-attending within 3 months - Children	65	789	8.2%	11.4%	12.1%	12.4%
% of FP17s for the same patient ID Re-attending within 3 months - Adults	66	266	24.8%	14.8%	15.9%	16.6%
% of FP17s for the same patient ID Re-attending between 3 & 9 months - Children	498	789	63.1%	55.6%	58.6%	57.5%
% of FP17s for the same patient ID Re-attending between 3 & 9 months - Adults	129	266	48.5%	48.1%	51.5%	50.4%
% of FP17s for Band 1 Urgent Courses	71	947	7.5%	8.4%	8.0%	9.1%
% of FP17s Relating to Free Repair or Replacements	1	947	0.1%	0.7%	0.8%	0.8%
% of FP17s Relating to Continuations	4	947	0.4%	1.0%	1.2%	1.3%
% of Patients satisfied with the dentistry they have received	0	0	N/A	93.2%	92.8%	92.7%
% of Patients satisfied with the time they had to wait for an appointment	0	0	N/A	87.4%	89.2%	88.8%

* This is based on patients treated on this contract for their most recent course of treatment. Figures in italics indicate the base number of FP17s or Patient Questionnaire responses are less than 100. N/A is shown where the base number of responses is less than 10 during the period. % is calculated as Quantity/Base number*100

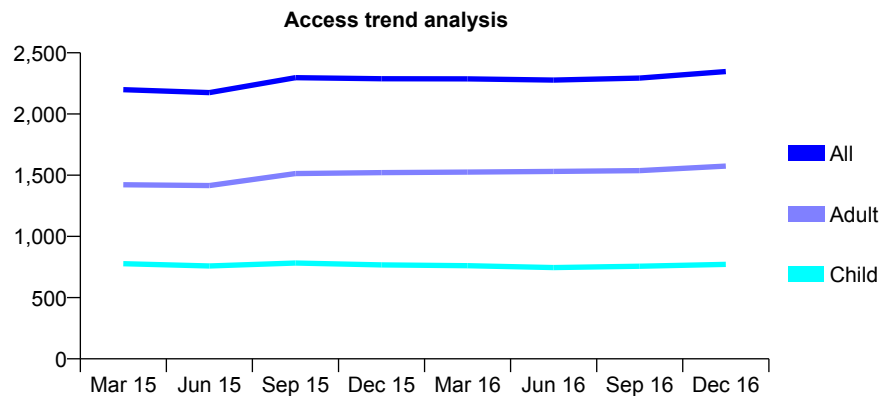
Q58 - Vital Signs At a Glance Contract Report for 105228/0001 - December 2016

Name or company name	Bancroft Dental Limited
Contract type name	GDS Contract
Purpose of contract	General
Contract start date	01/04/2009
Contract end date	

16/17 Contracted general activity (UDA)	6,300
Carry forward general activity (UDA)	-126
16/17 Contracted orthodontic activity (UOA)	0
Carry forward orthodontic activity (UOA)	0
Baseline contract value	£175,230.34

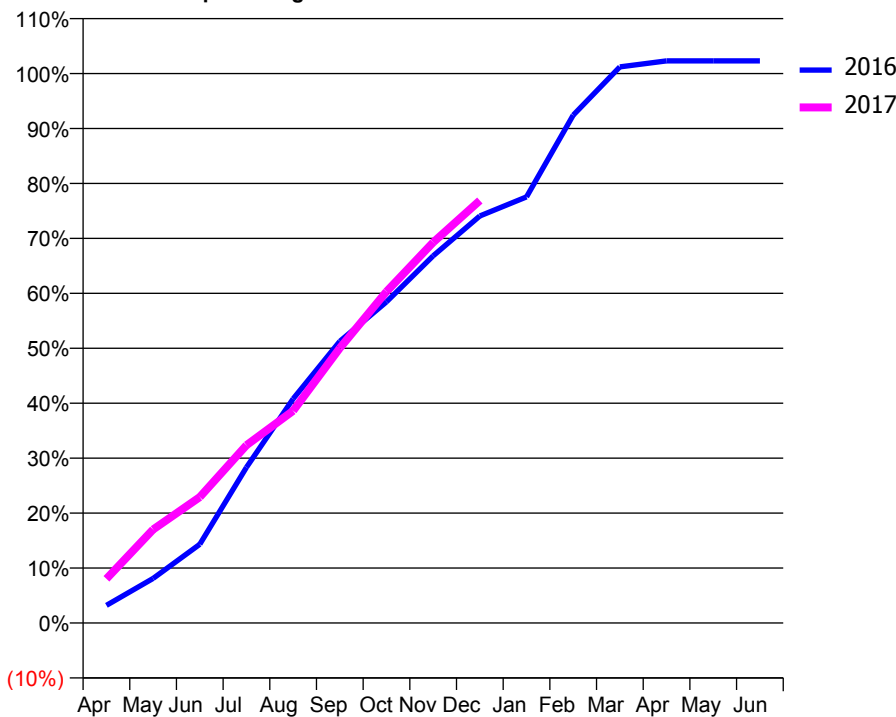
ACCESS*

Patients seen in 24 months	Total	Change since previous quarter
Quarter ending December 2015	2,288	
Quarter ending March 2016	2,287	→
Quarter ending June 2016	2,277	→
Quarter ending September 2016	2,294	→
Quarter ending December 2016	2,347	↑
Variance since December 2015	2.6%	↑



ACTIVITY

Cumulative percentage of contracted UDA delivered 2016 & 2017



Month	Adjusted Scheduled Activity (UDA)	
	2016	2017
April	203	507
May	512	1,072
June	903	1,445
July	1,784	2,039
August	2,571	2,432
September	3,230	3,152
October	3,683	3,800
November	4,209	4,363
December	4,667	4,844
January	4,885	
February	5,823	
March	6,375	
April	6,445	
May	6,445	
June	6,445	

QUALITY

	Quantity	Base Number	Contract	AT	Region	England
% of FP17s for the same patient ID Re-attending within 3 months - Children	28	745	3.8%	11.4%	12.1%	12.4%
% of FP17s for the same patient ID Re-attending within 3 months - Adults	115	1,192	9.6%	14.8%	15.9%	16.6%
% of FP17s for the same patient ID Re-attending between 3 & 9 months - Children	333	745	44.7%	55.6%	58.6%	57.5%
% of FP17s for the same patient ID Re-attending between 3 & 9 months - Adults	463	1,192	38.8%	48.1%	51.5%	50.4%
% of FP17s for Band 1 Urgent Courses	95	1,909	5.0%	8.4%	8.0%	9.1%
% of FP17s Relating to Free Repair or Replacements	20	1,909	1.0%	0.7%	0.8%	0.8%
% of FP17s Relating to Continuations	10	1,909	0.5%	1.0%	1.2%	1.3%
% of Patients satisfied with the dentistry they have received	1	2	N/A	93.2%	92.8%	92.7%
% of Patients satisfied with the time they had to wait for an appointment	1	2	N/A	87.4%	89.2%	88.8%

* This is based on patients treated on this contract for their most recent course of treatment. Figures in italics indicate the base number of FP17s or Patient Questionnaire responses are less than 100. N/A is shown where the base number of responses is less than 10 during the period. % is calculated as Quantity/Base number*100

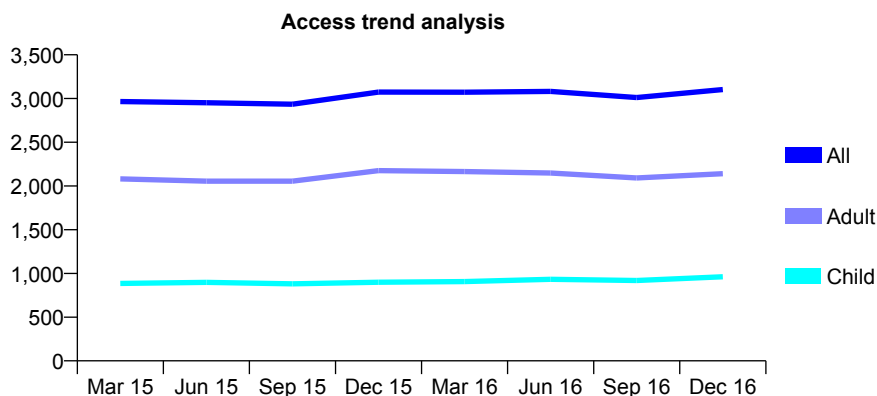
Q58 - Vital Signs At a Glance Contract Report for 105597/0001 - December 2016

Name or company name	Karz Ltd
Contract type name	GDS Contract
Purpose of contract	General
Contract start date	01/04/2007
Contract end date	

16/17 Contracted general activity (UDA)	7,100
Carry forward general activity (UDA)	-23
16/17 Contracted orthodontic activity (UOA)	0
Carry forward orthodontic activity (UOA)	0
Baseline contract value	£200,133.33

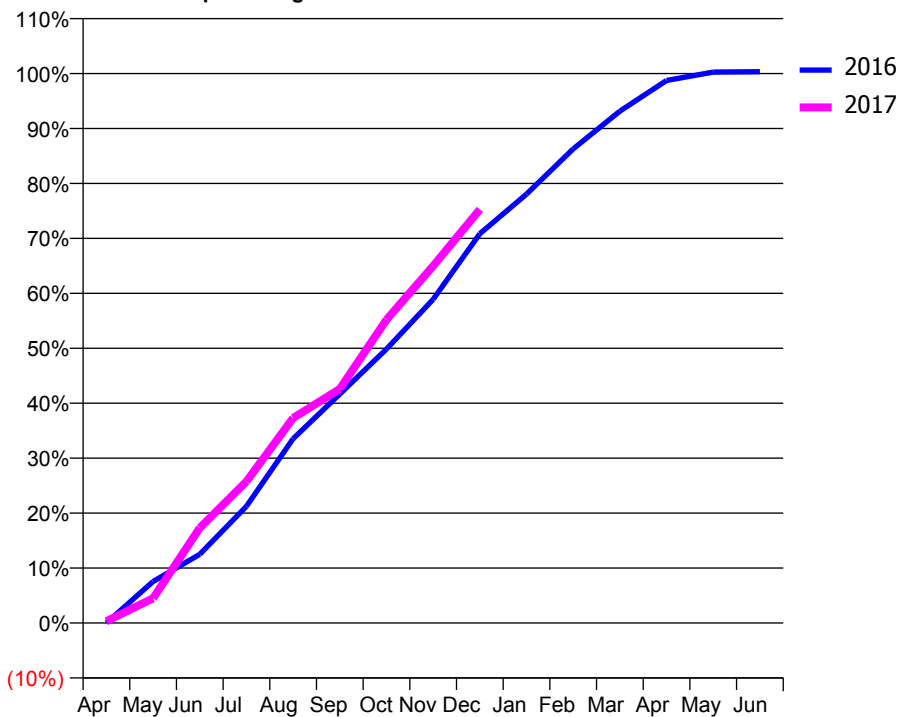
ACCESS*

Patients seen in 24 months	Total	Change since previous quarter
Quarter ending December 2015	3,074	
Quarter ending March 2016	3,072	→
Quarter ending June 2016	3,081	→
Quarter ending September 2016	3,011	↓
Quarter ending December 2016	3,103	↑
Variance since December 2015	0.9%	→



ACTIVITY

Cumulative percentage of contracted UDA delivered 2016 & 2017



Month	Adjusted Scheduled Activity (UDA)	
	2016	2017
April	3	23
May	537	319
June	889	1,230
July	1,509	1,829
August	2,383	2,650
September	2,959	3,025
October	3,540	3,918
November	4,182	4,612
December	5,030	5,344
January	5,542	
February	6,126	
March	6,613	
April	7,009	
May	7,118	
June	7,124	

QUALITY

	Quantity	Base Number	Contract	AT	Region	England
% of FP17s for the same patient ID Re-attending within 3 months - Children	95	1,069	8.9%	11.4%	12.1%	12.4%
% of FP17s for the same patient ID Re-attending within 3 months - Adults	508	2,174	23.4%	14.8%	15.9%	16.6%
% of FP17s for the same patient ID Re-attending between 3 & 9 months - Children	609	1,069	57.0%	55.6%	58.6%	57.5%
% of FP17s for the same patient ID Re-attending between 3 & 9 months - Adults	748	2,174	34.4%	48.1%	51.5%	50.4%
% of FP17s for Band 1 Urgent Courses	357	2,410	14.8%	8.4%	8.0%	9.1%
% of FP17s Relating to Free Repair or Replacements	20	2,410	0.8%	0.7%	0.8%	0.8%
% of FP17s Relating to Continuations	25	2,410	1.0%	1.0%	1.2%	1.3%
% of Patients satisfied with the dentistry they have received	1	2	N/A	93.2%	92.8%	92.7%
% of Patients satisfied with the time they had to wait for an appointment	2	2	N/A	87.4%	89.2%	88.8%

* This is based on patients treated on this contract for their most recent course of treatment. Figures in italics indicate the base number of FP17s or Patient Questionnaire responses are less than 100. N/A is shown where the base number of responses is less than 10 during the period. % is calculated as Quantity/Base number*100

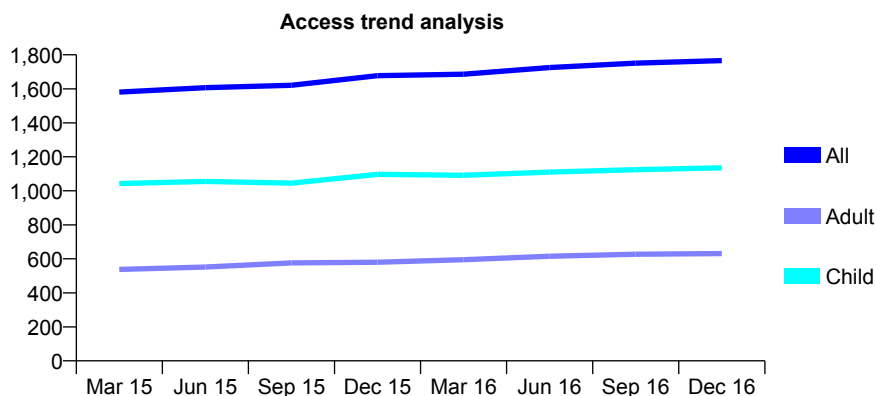
Q58 - Vital Signs At a Glance Contract Report for 105600/0001 - December 2016

Name or company name	The Shefford Dental Practice Ltd
Contract type name	GDS Contract
Purpose of contract	General
Contract start date	01/02/2013
Contract end date	

16/17 Contracted general activity (UDA)	3,592
Carry forward general activity (UDA)	-71
16/17 Contracted orthodontic activity (UOA)	0
Carry forward orthodontic activity (UOA)	0
Baseline contract value	£79,525.90

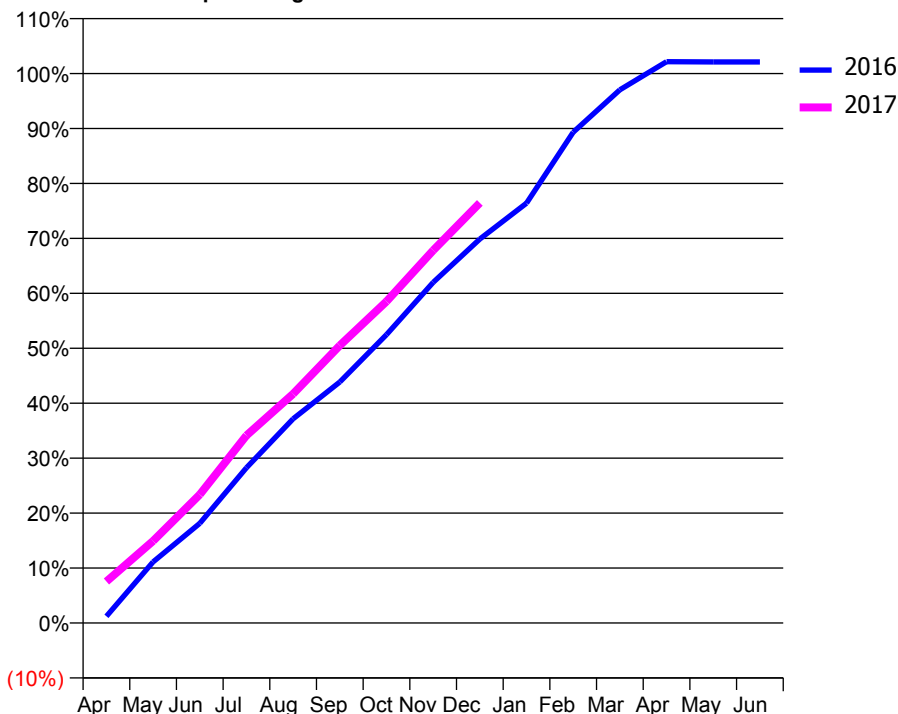
ACCESS*

Patients seen in 24 months	Total	Change since previous quarter
Quarter ending December 2015	1,677	
Quarter ending March 2016	1,686	→
Quarter ending June 2016	1,725	↑
Quarter ending September 2016	1,751	→
Quarter ending December 2016	1,766	→
Variance since December 2015	5.3%	↑



ACTIVITY

Cumulative percentage of contracted UDA delivered 2016 & 2017



Month	Adjusted Scheduled Activity (UDA)	
	2016	2017
April	44	272
May	399	536
June	652	840
July	1,015	1,226
August	1,335	1,498
September	1,576	1,814
October	1,885	2,102
November	2,226	2,436
December	2,510	2,747
January	2,745	
February	3,208	
March	3,486	
April	3,669	
May	3,667	
June	3,667	

QUALITY

	Quantity	Base Number	Contract	AT	Region	England
% of FP17s for the same patient ID Re-attending within 3 months - Children	123	1,521	8.1%	11.4%	12.1%	12.4%
% of FP17s for the same patient ID Re-attending within 3 months - Adults	68	582	11.7%	14.8%	15.9%	16.6%
% of FP17s for the same patient ID Re-attending between 3 & 9 months - Children	983	1,521	64.6%	55.6%	58.6%	57.5%
% of FP17s for the same patient ID Re-attending between 3 & 9 months - Adults	339	582	58.2%	48.1%	51.5%	50.4%
% of FP17s for Band 1 Urgent Courses	108	1,990	5.4%	8.4%	8.0%	9.1%
% of FP17s Relating to Free Repair or Replacements	0	1,990	0.0%	0.7%	0.8%	0.8%
% of FP17s Relating to Continuations	0	1,990	0.0%	1.0%	1.2%	1.3%
% of Patients satisfied with the dentistry they have received	2	2	N/A	93.2%	92.8%	92.7%
% of Patients satisfied with the time they had to wait for an appointment	2	2	N/A	87.4%	89.2%	88.8%

* This is based on patients treated on this contract for their most recent course of treatment. Figures in italics indicate the base number of FP17s or Patient Questionnaire responses are less than 100. N/A is shown where the base number of responses is less than 10 during the period. % is calculated as Quantity/Base number*100

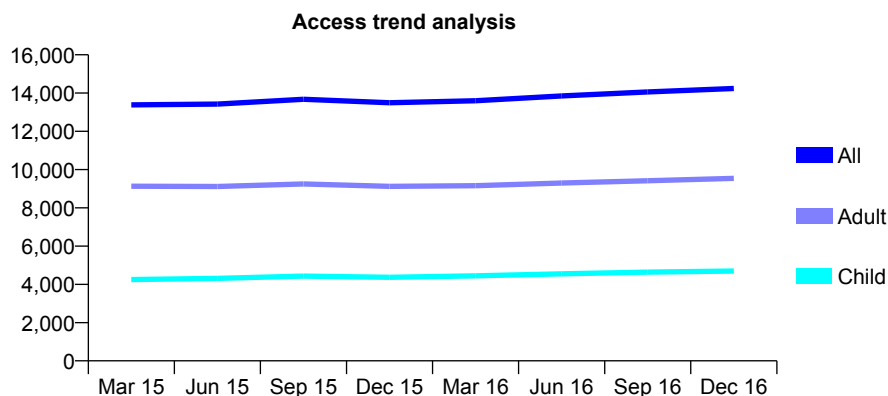
Q58 - Vital Signs At a Glance Contract Report for 106194/0001 - December 2016

Name or company name	Weston Favell Dental Surgery
Contract type name	GDS Contract
Purpose of contract	General
Contract start date	01/04/2006
Contract end date	

16/17 Contracted general activity (UDA)	42,552
Carry forward general activity (UDA)	0
16/17 Contracted orthodontic activity (UOA)	0
Carry forward orthodontic activity (UOA)	0
Baseline contract value	£1,121,956.61

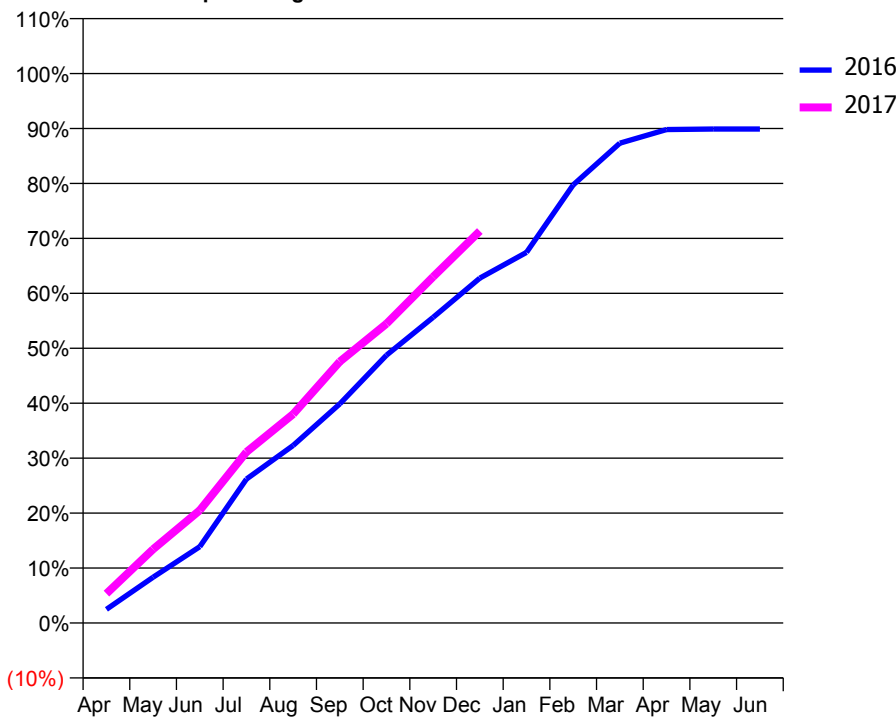
ACCESS*

Patients seen in 24 months	Total	Change since previous quarter
Quarter ending December 2015	13,493	
Quarter ending March 2016	13,601	→
Quarter ending June 2016	13,847	→
Quarter ending September 2016	14,056	→
Quarter ending December 2016	14,237	→
Variance since December 2015	5.5%	↑



ACTIVITY

Cumulative percentage of contracted UDA delivered 2016 & 2017



Month	Adjusted Scheduled Activity (UDA)	
	2016	2017
April	1,054	2,272
May	3,546	5,711
June	5,913	8,729
July	11,150	13,243
August	13,744	16,174
September	16,975	20,244
October	20,744	23,177
November	23,670	26,808
December	26,710	30,356
January	28,700	
February	33,923	
March	37,154	
April	38,208	
May	38,257	
June	38,255	

QUALITY

	Quantity	Base Number	Contract	AT	Region	England
% of FP17s for the same patient ID Re-attending within 3 months - Children	479	5,137	9.3%	11.4%	12.1%	12.4%
% of FP17s for the same patient ID Re-attending within 3 months - Adults	1,420	9,307	15.3%	14.8%	15.9%	16.6%
% of FP17s for the same patient ID Re-attending between 3 & 9 months - Children	2,858	5,137	55.6%	55.6%	58.6%	57.5%
% of FP17s for the same patient ID Re-attending between 3 & 9 months - Adults	4,620	9,307	49.6%	48.1%	51.5%	50.4%
% of FP17s for Band 1 Urgent Courses	1,273	13,828	9.2%	8.4%	8.0%	9.1%
% of FP17s Relating to Free Repair or Replacements	137	13,828	1.0%	0.7%	0.8%	0.8%
% of FP17s Relating to Continuations	85	13,828	0.6%	1.0%	1.2%	1.3%
% of Patients satisfied with the dentistry they have received	9	14	64.3%	93.2%	92.8%	92.7%
% of Patients satisfied with the time they had to wait for an appointment	8	14	57.1%	87.4%	89.2%	88.8%

* This is based on patients treated on this contract for their most recent course of treatment. Figures in italics indicate the base number of FP17s or Patient Questionnaire responses are less than 100. N/A is shown where the base number of responses is less than 10 during the period. % is calculated as Quantity/Base number*100

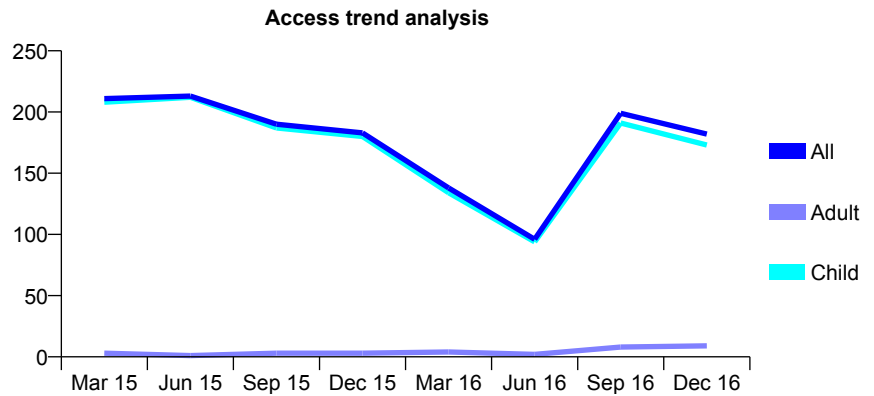
Q58 - Vital Signs At a Glance Contract Report for 106194/0002 - December 2016

Name or company name	Weston Favell Dental Surgery
Contract type name	GDS Contract
Purpose of contract	General
Contract start date	01/04/2006
Contract end date	

16/17 Contracted general activity (UDA)	4,500
Carry forward general activity (UDA)	0
16/17 Contracted orthodontic activity (UOA)	0
Carry forward orthodontic activity (UOA)	0
Baseline contract value	£164,391.16

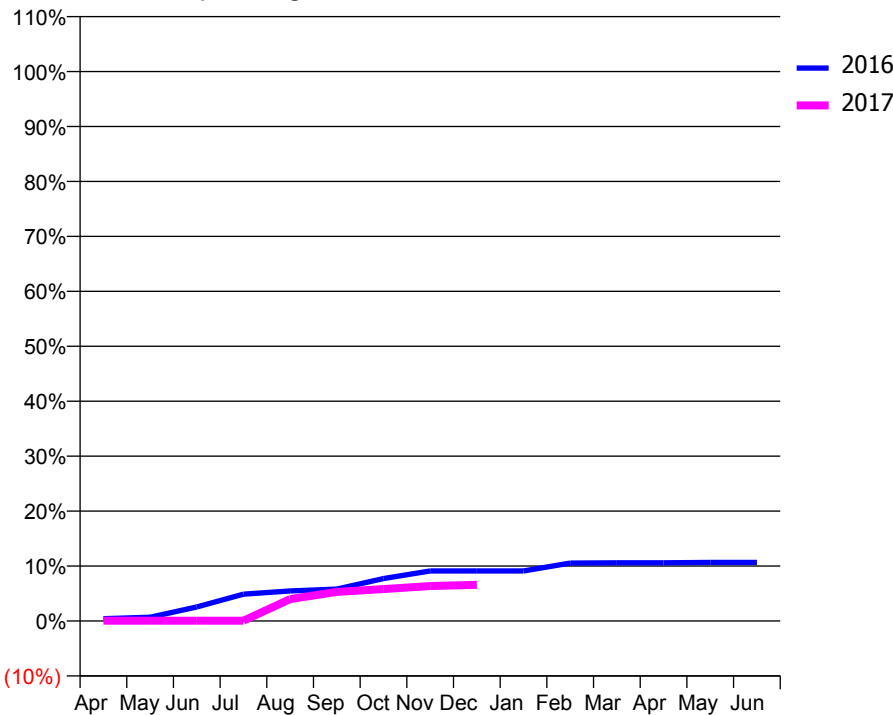
ACCESS*

Patients seen in 24 months	Total	Change since previous quarter
Quarter ending December 2015	183	
Quarter ending March 2016	138	↓
Quarter ending June 2016	96	↓
Quarter ending September 2016	199	↑
Quarter ending December 2016	182	↓
Variance since December 2015	(0.5%)	→



ACTIVITY

Cumulative percentage of contracted UDA delivered 2016 & 2017



Month	Adjusted Scheduled Activity (UDA)	
	2016	2017
April	19	3
May	31	3
June	115	3
July	220	3
August	246	180
September	262	239
October	348	261
November	410	287
December	410	297
January	410	
February	474	
March	477	
April	477	
May	480	
June	480	

QUALITY

	Quantity	Base Number	Contract	AT	Region	England
% of FP17s for the same patient ID Re-attending within 3 months - Children	13	269	4.8%	11.4%	12.1%	12.4%
% of FP17s for the same patient ID Re-attending within 3 months - Adults	0	3	0.0%	14.8%	15.9%	16.6%
% of FP17s for the same patient ID Re-attending between 3 & 9 months - Children	17	269	6.3%	55.6%	58.6%	57.5%
% of FP17s for the same patient ID Re-attending between 3 & 9 months - Adults	0	3	0.0%	48.1%	51.5%	50.4%
% of FP17s for Band 1 Urgent Courses	0	177	0.0%	8.4%	8.0%	9.1%
% of FP17s Relating to Free Repair or Replacements	0	177	0.0%	0.7%	0.8%	0.8%
% of FP17s Relating to Continuations	0	177	0.0%	1.0%	1.2%	1.3%
% of Patients satisfied with the dentistry they have received	0	0	N/A	93.2%	92.8%	92.7%
% of Patients satisfied with the time they had to wait for an appointment	0	0	N/A	87.4%	89.2%	88.8%

* This is based on patients treated on this contract for their most recent course of treatment. Figures in italics indicate the base number of FP17s or Patient Questionnaire responses are less than 100. N/A is shown where the base number of responses is less than 10 during the period. % is calculated as Quantity/Base number*100

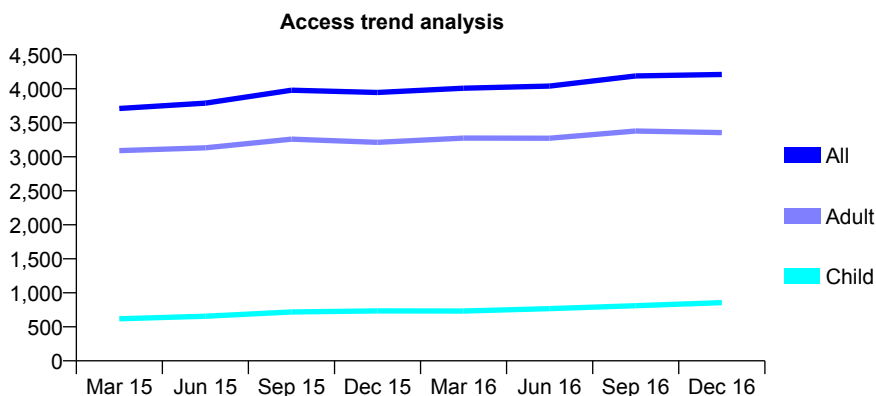
Q58 - Vital Signs At a Glance Contract Report for 106259/0001 - December 2016

Name or company name	Mr S Mehra and Mr A Khetia
Contract type name	GDS Contract
Purpose of contract	General
Contract start date	28/05/2014
Contract end date	

16/17 Contracted general activity (UDA)	11,262
Carry forward general activity (UDA)	-2
16/17 Contracted orthodontic activity (UOA)	0
Carry forward orthodontic activity (UOA)	0
Baseline contract value	£210,508.37

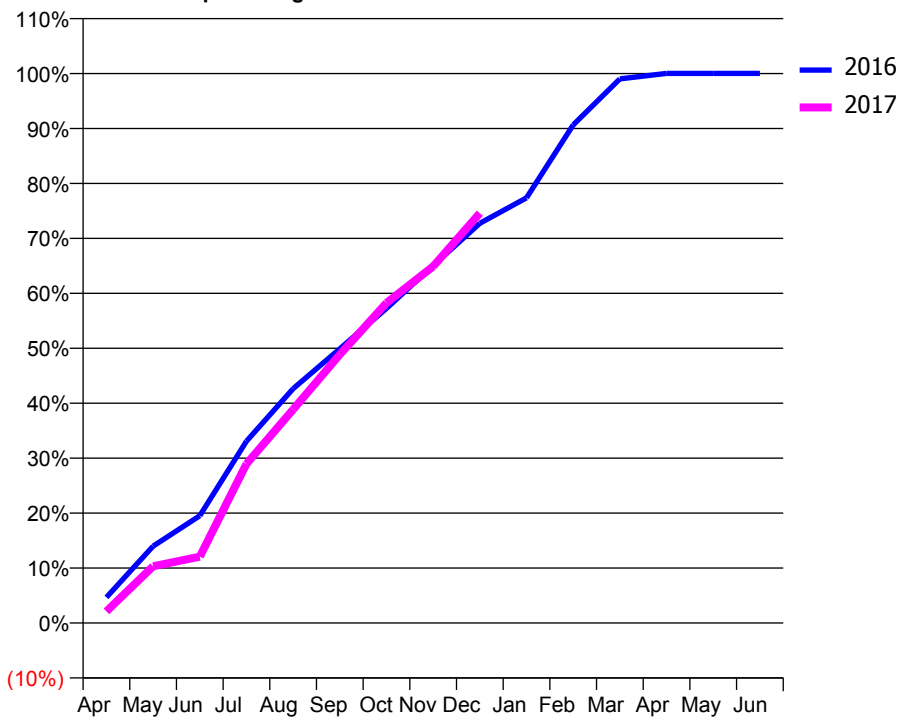
ACCESS*

Patients seen in 24 months	Total	Change since previous quarter
Quarter ending December 2015	3,947	
Quarter ending March 2016	4,008	→
Quarter ending June 2016	4,041	→
Quarter ending September 2016	4,190	↑
Quarter ending December 2016	4,211	→
Variance since December 2015	6.7%	↑



ACTIVITY

Cumulative percentage of contracted UDA delivered 2016 & 2017



Month	Adjusted Scheduled Activity (UDA)	
	2016	2017
April	526	238
May	1,575	1,163
June	2,200	1,361
July	3,726	3,261
August	4,803	4,377
September	5,620	5,502
October	6,449	6,560
November	7,325	7,310
December	8,191	8,399
January	8,715	
February	10,209	
March	11,152	
April	11,264	
May	11,265	
June	11,265	

QUALITY

	Quantity	Base Number	Contract	AT	Region	England
% of FP17s for the same patient ID Re-attending within 3 months - Children	51	883	5.8%	11.4%	12.1%	12.4%
% of FP17s for the same patient ID Re-attending within 3 months - Adults	445	3,424	13.0%	14.8%	15.9%	16.6%
% of FP17s for the same patient ID Re-attending between 3 & 9 months - Children	425	883	48.1%	55.6%	58.6%	57.5%
% of FP17s for the same patient ID Re-attending between 3 & 9 months - Adults	1,685	3,424	49.2%	48.1%	51.5%	50.4%
% of FP17s for Band 1 Urgent Courses	247	4,218	5.9%	8.4%	8.0%	9.1%
% of FP17s Relating to Free Repair or Replacements	63	4,218	1.5%	0.7%	0.8%	0.8%
% of FP17s Relating to Continuations	27	4,218	0.6%	1.0%	1.2%	1.3%
% of Patients satisfied with the dentistry they have received	6	6	N/A	93.2%	92.8%	92.7%
% of Patients satisfied with the time they had to wait for an appointment	5	6	N/A	87.4%	89.2%	88.8%

* This is based on patients treated on this contract for their most recent course of treatment. Figures in italics indicate the base number of FP17s or Patient Questionnaire responses are less than 100. N/A is shown where the base number of responses is less than 10 during the period. % is calculated as Quantity/Base number*100

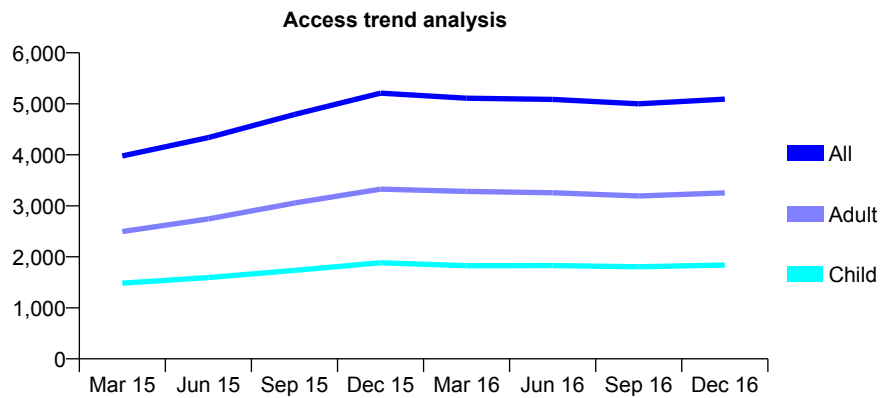
Q58 - Vital Signs At a Glance Contract Report for 107573/0001 - December 2016

Name or company name	Mr J Pandya, Mr KV Chauhan and Mr S Bh
Contract type name	GDS Contract
Purpose of contract	General
Contract start date	11/02/2014
Contract end date	

16/17 Contracted general activity (UDA)	12,924
Carry forward general activity (UDA)	0
16/17 Contracted orthodontic activity (UOA)	0
Carry forward orthodontic activity (UOA)	0
Baseline contract value	£371,449.19

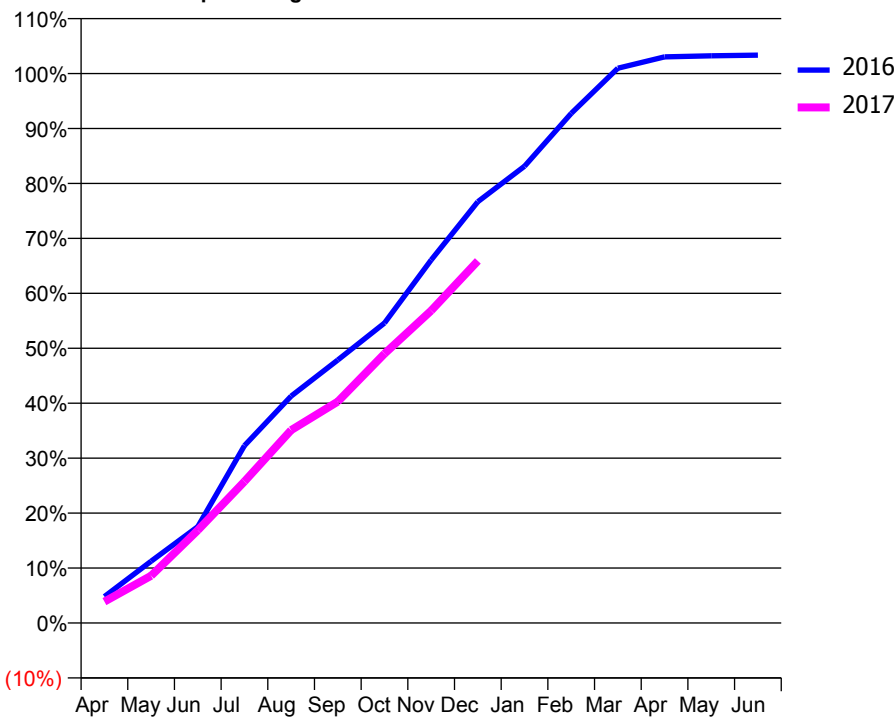
ACCESS*

Patients seen in 24 months	Total	Change since previous quarter
Quarter ending December 2015	5,210	
Quarter ending March 2016	5,109	↓
Quarter ending June 2016	5,085	→
Quarter ending September 2016	4,999	↓
Quarter ending December 2016	5,092	→
Variance since December 2015	(2.3%)	↓



ACTIVITY

Cumulative percentage of contracted UDA delivered 2016 & 2017



Month	Adjusted Scheduled Activity (UDA)	
	2016	2017
April	623	505
May	1,455	1,111
June	2,267	2,180
July	4,172	3,330
August	5,337	4,537
September	6,185	5,208
October	7,054	6,333
November	8,539	7,348
December	9,908	8,518
January	10,742	
February	11,984	
March	13,049	
April	13,314	
May	13,339	
June	13,357	

QUALITY

	Quantity	Base Number	Contract	AT	Region	England
% of FP17s for the same patient ID Re-attending within 3 months - Children	116	1,478	7.8%	11.4%	12.1%	12.4%
% of FP17s for the same patient ID Re-attending within 3 months - Adults	306	2,434	12.6%	14.8%	15.9%	16.6%
% of FP17s for the same patient ID Re-attending between 3 & 9 months - Children	447	1,478	30.2%	55.6%	58.6%	57.5%
% of FP17s for the same patient ID Re-attending between 3 & 9 months - Adults	696	2,434	28.6%	48.1%	51.5%	50.4%
% of FP17s for Band 1 Urgent Courses	343	3,786	9.1%	8.4%	8.0%	9.1%
% of FP17s Relating to Free Repair or Replacements	17	3,786	0.4%	0.7%	0.8%	0.8%
% of FP17s Relating to Continuations	5	3,786	0.1%	1.0%	1.2%	1.3%
% of Patients satisfied with the dentistry they have received	0	0	N/A	93.2%	92.8%	92.7%
% of Patients satisfied with the time they had to wait for an appointment	0	0	N/A	87.4%	89.2%	88.8%

* This is based on patients treated on this contract for their most recent course of treatment. Figures in italics indicate the base number of FP17s or Patient Questionnaire responses are less than 100. N/A is shown where the base number of responses is less than 10 during the period. % is calculated as Quantity/Base number*100

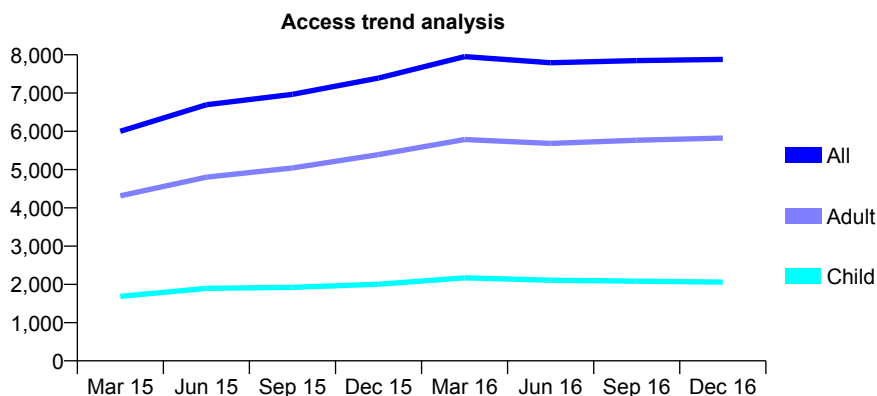
Q58 - Vital Signs At a Glance Contract Report for 107573/0002 - December 2016

Name or company name	Mr J Pandya, Mr KV Chauhan and Mr S Bh
Contract type name	GDS Contract
Purpose of contract	General
Contract start date	11/02/2014
Contract end date	

16/17 Contracted general activity (UDA)	21,443
Carry forward general activity (UDA)	-428
16/17 Contracted orthodontic activity (UOA)	0
Carry forward orthodontic activity (UOA)	0
Baseline contract value	£702,012.10

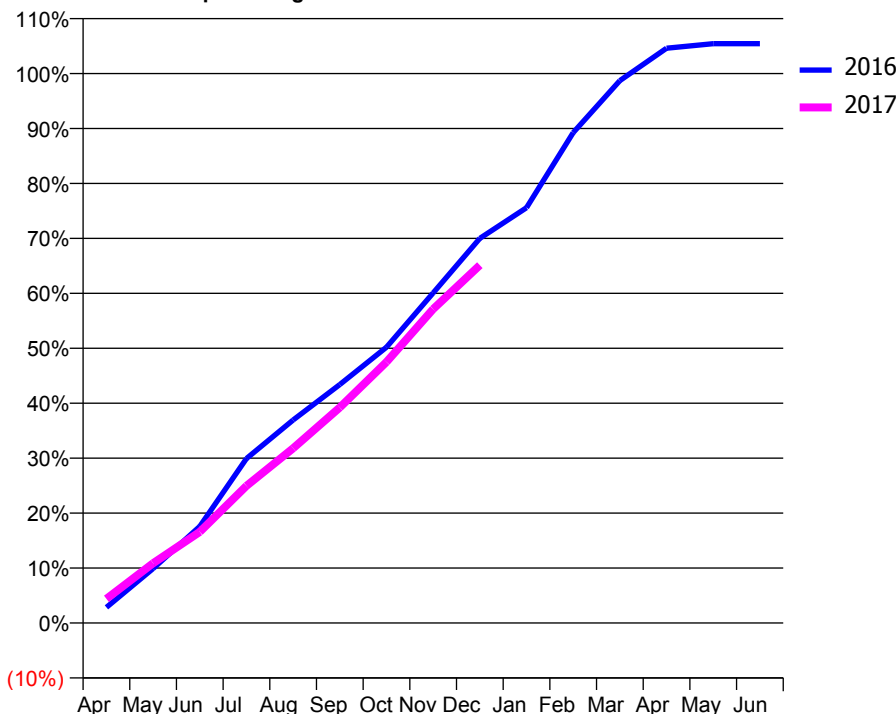
ACCESS*

Patients seen in 24 months	Total	Change since previous quarter
Quarter ending December 2015	7,393	
Quarter ending March 2016	7,954	↑
Quarter ending June 2016	7,793	↓
Quarter ending September 2016	7,849	→
Quarter ending December 2016	7,879	→
Variance since December 2015	6.6%	↑



ACTIVITY

Cumulative percentage of contracted UDA delivered 2016 & 2017



Month	Adjusted Scheduled Activity (UDA)	
	2016	2017
April	611	944
May	2,125	2,333
June	3,768	3,554
July	6,419	5,353
August	7,923	6,820
September	9,305	8,412
October	10,764	10,186
November	12,881	12,254
December	15,008	13,964
January	16,206	
February	19,137	
March	21,167	
April	22,430	
May	22,606	
June	22,608	

QUALITY

	Quantity	Base Number	Contract	AT	Region	England
% of FP17s for the same patient ID Re-attending within 3 months - Children	75	1,682	4.5%	11.4%	12.1%	12.4%
% of FP17s for the same patient ID Re-attending within 3 months - Adults	476	4,606	10.3%	14.8%	15.9%	16.6%
% of FP17s for the same patient ID Re-attending between 3 & 9 months - Children	508	1,682	30.2%	55.6%	58.6%	57.5%
% of FP17s for the same patient ID Re-attending between 3 & 9 months - Adults	1,391	4,606	30.2%	48.1%	51.5%	50.4%
% of FP17s for Band 1 Urgent Courses	396	5,732	6.9%	8.4%	8.0%	9.1%
% of FP17s Relating to Free Repair or Replacements	31	5,732	0.5%	0.7%	0.8%	0.8%
% of FP17s Relating to Continuations	21	5,732	0.4%	1.0%	1.2%	1.3%
% of Patients satisfied with the dentistry they have received	8	8	N/A	93.2%	92.8%	92.7%
% of Patients satisfied with the time they had to wait for an appointment	7	8	N/A	87.4%	89.2%	88.8%

* This is based on patients treated on this contract for their most recent course of treatment. Figures in italics indicate the base number of FP17s or Patient Questionnaire responses are less than 100. N/A is shown where the base number of responses is less than 10 during the period. % is calculated as Quantity/Base number*100

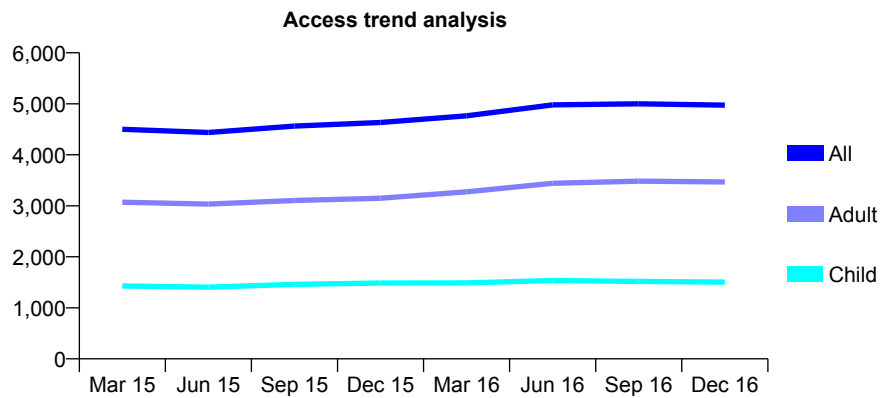
Q58 - Vital Signs At a Glance Contract Report for 107581/0001 - December 2016

Name or company name	Mr R Naidoo and Mrs S Naidoo
Contract type name	GDS Contract
Purpose of contract	General
Contract start date	01/04/2006
Contract end date	

16/17 Contracted general activity (UDA)	7,404
Carry forward general activity (UDA)	129
16/17 Contracted orthodontic activity (UOA)	0
Carry forward orthodontic activity (UOA)	0
Baseline contract value	£192,201.13

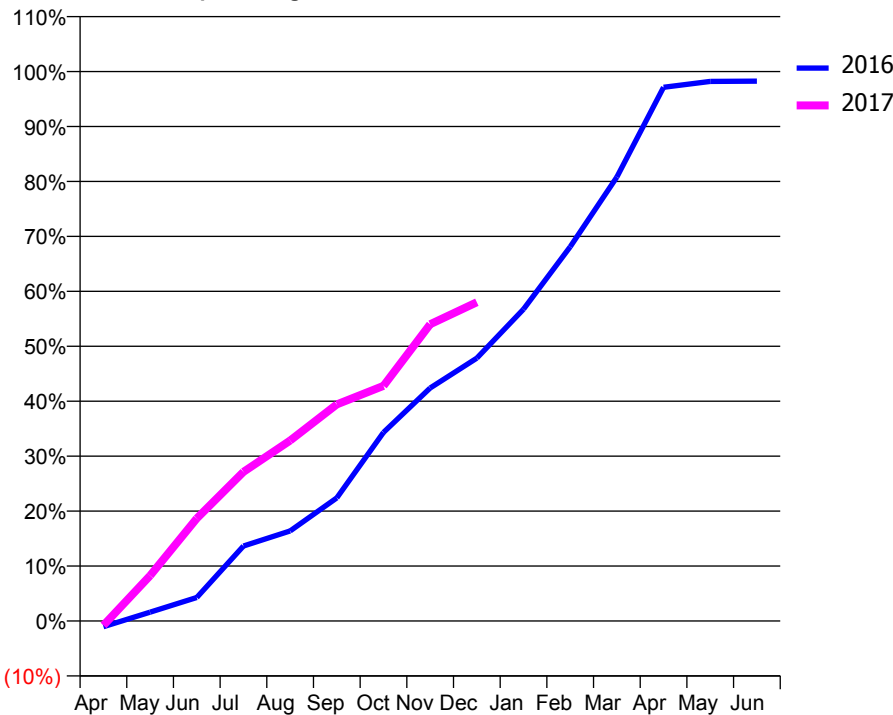
ACCESS*

Patients seen in 24 months	Total	Change since previous quarter
Quarter ending December 2015	4,634	
Quarter ending March 2016	4,765	↑
Quarter ending June 2016	4,978	↑
Quarter ending September 2016	5,001	→
Quarter ending December 2016	4,973	→
Variance since December 2015	7.3%	↑



ACTIVITY

Cumulative percentage of contracted UDA delivered 2016 & 2017



Month	Adjusted Scheduled Activity (UDA)	
	2016	2017
April	-79	-60
May	119	612
June	317	1,383
July	1,010	2,010
August	1,214	2,432
September	1,659	2,919
October	2,541	3,169
November	3,140	3,999
December	3,542	4,295
January	4,202	
February	5,043	
March	5,983	
April	7,192	
May	7,271	
June	7,275	

QUALITY

	Quantity	Base Number	Contract	AT	Region	England
% of FP17s for the same patient ID Re-attending within 3 months - Children	98	1,363	7.2%	11.4%	12.1%	12.4%
% of FP17s for the same patient ID Re-attending within 3 months - Adults	265	2,810	9.4%	14.8%	15.9%	16.6%
% of FP17s for the same patient ID Re-attending between 3 & 9 months - Children	579	1,363	42.5%	55.6%	58.6%	57.5%
% of FP17s for the same patient ID Re-attending between 3 & 9 months - Adults	998	2,810	35.5%	48.1%	51.5%	50.4%
% of FP17s for Band 1 Urgent Courses	142	2,204	6.4%	8.4%	8.0%	9.1%
% of FP17s Relating to Free Repair or Replacements	15	2,204	0.7%	0.7%	0.8%	0.8%
% of FP17s Relating to Continuations	2	2,204	0.1%	1.0%	1.2%	1.3%
% of Patients satisfied with the dentistry they have received	4	4	N/A	93.2%	92.8%	92.7%
% of Patients satisfied with the time they had to wait for an appointment	3	4	N/A	87.4%	89.2%	88.8%

* This is based on patients treated on this contract for their most recent course of treatment. Figures in italics indicate the base number of FP17s or Patient Questionnaire responses are less than 100. N/A is shown where the base number of responses is less than 10 during the period. % is calculated as Quantity/Base number*100

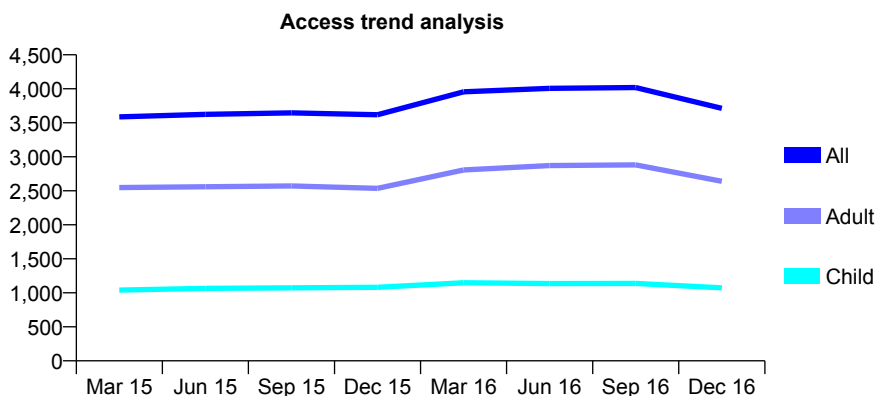
Q58 - Vital Signs At a Glance Contract Report for 107581/0002 - December 2016

Name or company name	Mr R Naidoo and Mrs S Naidoo
Contract type name	GDS Contract
Purpose of contract	General
Contract start date	01/04/2006
Contract end date	

16/17 Contracted general activity (UDA)	7,404
Carry forward general activity (UDA)	0
16/17 Contracted orthodontic activity (UOA)	0
Carry forward orthodontic activity (UOA)	0
Baseline contract value	£188,741.13

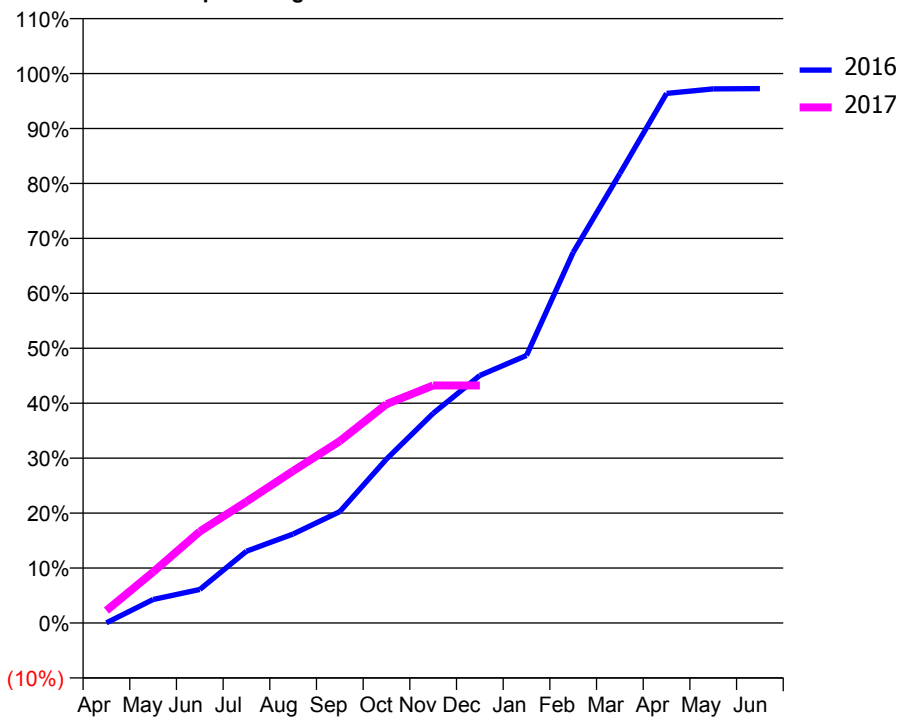
ACCESS*

Patients seen in 24 months	Total	Change since previous quarter
Quarter ending December 2015	3,618	
Quarter ending March 2016	3,956	↑
Quarter ending June 2016	4,007	→
Quarter ending September 2016	4,019	→
Quarter ending December 2016	3,713	↓
Variance since December 2015	2.6%	↑



ACTIVITY

Cumulative percentage of contracted UDA delivered 2016 & 2017



Adjusted Scheduled Activity (UDA)

Month	2016	2017
April	3	169
May	317	688
June	452	1,234
July	967	1,635
August	1,199	2,049
September	1,502	2,451
October	2,210	2,950
November	2,826	3,201
December	3,336	3,201
January	3,605	
February	4,995	
March	6,056	
April	7,136	
May	7,197	
June	7,201	

QUALITY

	Quantity	Base Number	Contract	AT	Region	England
% of FP17s for the same patient ID Re-attending within 3 months - Children	81	755	10.7%	11.4%	12.1%	12.4%
% of FP17s for the same patient ID Re-attending within 3 months - Adults	292	1,791	16.3%	14.8%	15.9%	16.6%
% of FP17s for the same patient ID Re-attending between 3 & 9 months - Children	248	755	32.8%	55.6%	58.6%	57.5%
% of FP17s for the same patient ID Re-attending between 3 & 9 months - Adults	601	1,791	33.6%	48.1%	51.5%	50.4%
% of FP17s for Band 1 Urgent Courses	130	1,419	9.2%	8.4%	8.0%	9.1%
% of FP17s Relating to Free Repair or Replacements	12	1,419	0.8%	0.7%	0.8%	0.8%
% of FP17s Relating to Continuations	1	1,419	0.1%	1.0%	1.2%	1.3%
% of Patients satisfied with the dentistry they have received	3	3	N/A	93.2%	92.8%	92.7%
% of Patients satisfied with the time they had to wait for an appointment	2	3	N/A	87.4%	89.2%	88.8%

* This is based on patients treated on this contract for their most recent course of treatment. Figures in italics indicate the base number of FP17s or Patient Questionnaire responses are less than 100. N/A is shown where the base number of responses is less than 10 during the period. % is calculated as Quantity/Base number*100

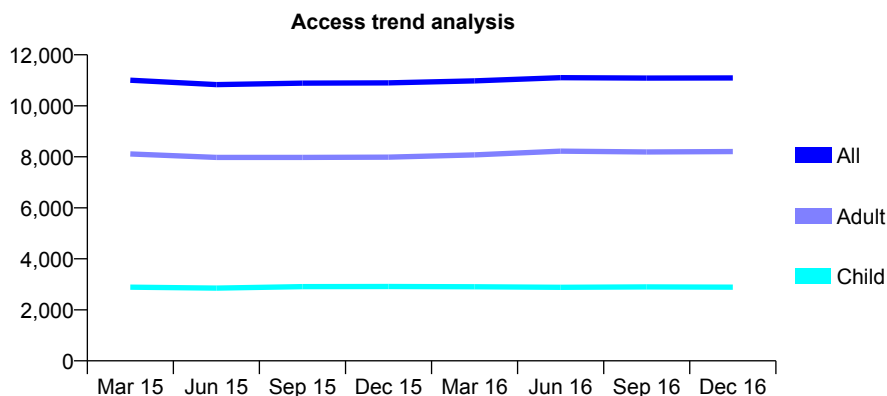
Q58 - Vital Signs At a Glance Contract Report for 108561/0001 - December 2016

Name or company name	Stevenage Dental Practice
Contract type name	GDS Contract
Purpose of contract	General
Contract start date	01/04/2006
Contract end date	

16/17 Contracted general activity (UDA)	28,940
Carry forward general activity (UDA)	-452
16/17 Contracted orthodontic activity (UOA)	0
Carry forward orthodontic activity (UOA)	0
Baseline contract value	£784,571.57

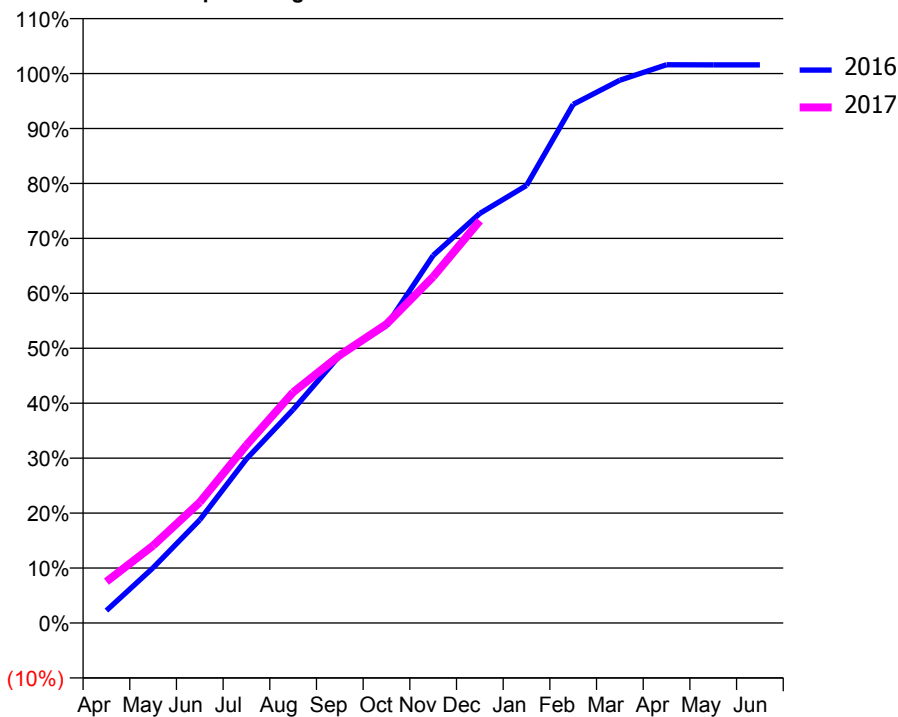
ACCESS*

Patients seen in 24 months	Total	Change since previous quarter
Quarter ending December 2015	10,901	
Quarter ending March 2016	10,979	→
Quarter ending June 2016	11,105	→
Quarter ending September 2016	11,089	→
Quarter ending December 2016	11,094	→
Variance since December 2015	1.8%	→



ACTIVITY

Cumulative percentage of contracted UDA delivered 2016 & 2017



Month	Adjusted Scheduled Activity (UDA)	
	2016	2017
April	655	2,180
May	2,909	4,079
June	5,433	6,360
July	8,645	9,369
August	11,242	12,155
September	14,091	14,107
October	15,663	15,741
November	19,361	18,237
December	21,568	21,185
January	23,043	
February	27,317	
March	28,588	
April	29,398	
May	29,395	
June	29,392	

QUALITY

	Quantity	Base Number	Contract	AT	Region	England
% of FP17s for the same patient ID Re-attending within 3 months - Children	144	2,655	5.4%	11.4%	12.1%	12.4%
% of FP17s for the same patient ID Re-attending within 3 months - Adults	963	6,823	14.1%	14.8%	15.9%	16.6%
% of FP17s for the same patient ID Re-attending between 3 & 9 months - Children	1,311	2,655	49.4%	55.6%	58.6%	57.5%
% of FP17s for the same patient ID Re-attending between 3 & 9 months - Adults	2,599	6,823	38.1%	48.1%	51.5%	50.4%
% of FP17s for Band 1 Urgent Courses	1,097	9,022	12.2%	8.4%	8.0%	9.1%
% of FP17s Relating to Free Repair or Replacements	42	9,022	0.5%	0.7%	0.8%	0.8%
% of FP17s Relating to Continuations	99	9,022	1.1%	1.0%	1.2%	1.3%
% of Patients satisfied with the dentistry they have received	10	11	90.9%	93.2%	92.8%	92.7%
% of Patients satisfied with the time they had to wait for an appointment	9	11	81.8%	87.4%	89.2%	88.8%

* This is based on patients treated on this contract for their most recent course of treatment. Figures in italics indicate the base number of FP17s or Patient Questionnaire responses are less than 100. N/A is shown where the base number of responses is less than 10 during the period. % is calculated as Quantity/Base number*100

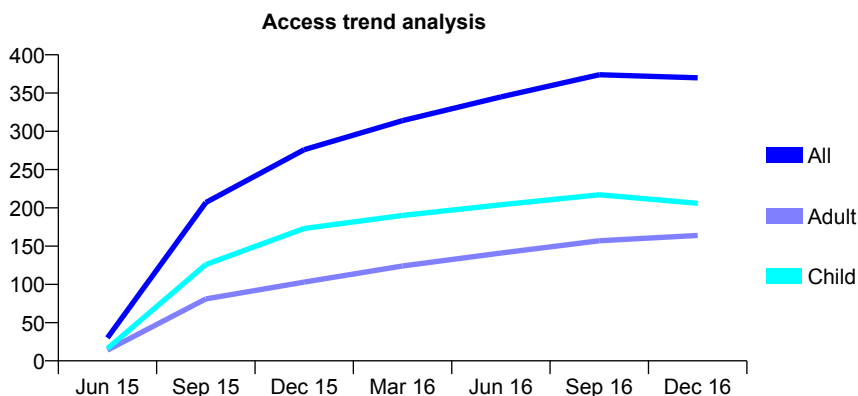
Q58 - Vital Signs At a Glance Contract Report for 109908/0001 - December 2016

Name or company name	Tailored Dental Care
Contract type name	GDS Contract
Purpose of contract	General
Contract start date	01/05/2015
Contract end date	

16/17 Contracted general activity (UDA)	1,524
Carry forward general activity (UDA)	0
16/17 Contracted orthodontic activity (UOA)	0
Carry forward orthodontic activity (UOA)	0
Baseline contract value	£36,022.22

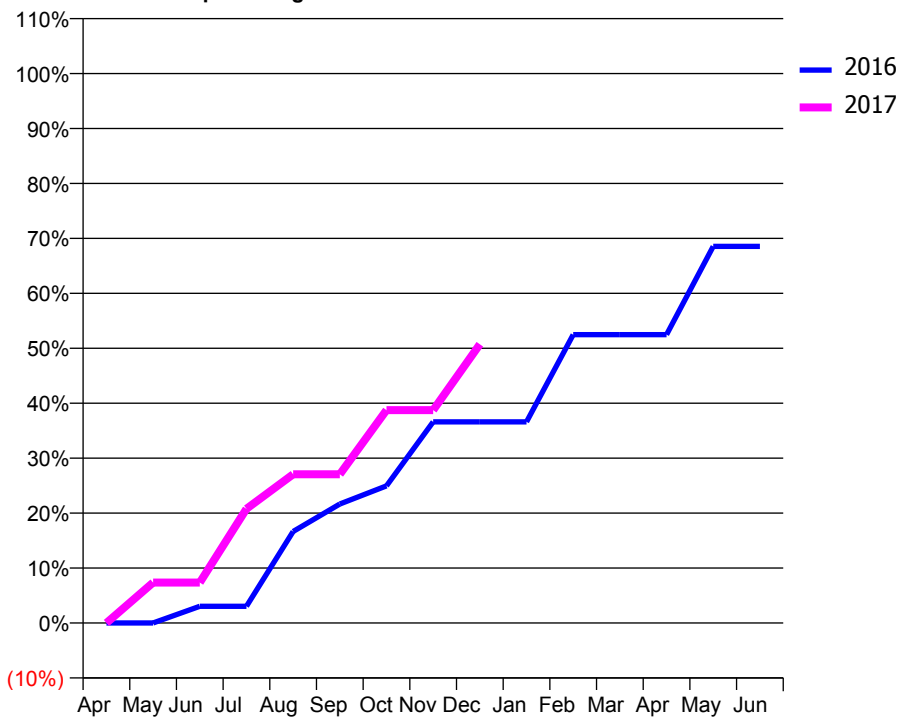
ACCESS*

Patients seen in 24 months	Total	Change since previous quarter
Quarter ending December 2015	276	
Quarter ending March 2016	314	↑
Quarter ending June 2016	345	↑
Quarter ending September 2016	374	↑
Quarter ending December 2016	370	↓
Variance since December 2015	34.1%	↑



ACTIVITY

Cumulative percentage of contracted UDA delivered 2016 & 2017



Month	Adjusted Scheduled Activity (UDA)	
	2016	2017
April	0	0
May	0	112
June	43	112
July	43	317
August	233	413
September	304	413
October	350	591
November	513	591
December	513	773
January	513	
February	736	
March	736	
April	736	
May	961	
June	961	

QUALITY

	Quantity	Base Number	Contract	AT	Region	England
% of FP17s for the same patient ID Re-attending within 3 months - Children	45	331	13.6%	11.4%	12.1%	12.4%
% of FP17s for the same patient ID Re-attending within 3 months - Adults	51	223	22.9%	14.8%	15.9%	16.6%
% of FP17s for the same patient ID Re-attending between 3 & 9 months - Children	200	331	60.4%	55.6%	58.6%	57.5%
% of FP17s for the same patient ID Re-attending between 3 & 9 months - Adults	124	223	55.6%	48.1%	51.5%	50.4%
% of FP17s for Band 1 Urgent Courses	25	431	5.8%	8.4%	8.0%	9.1%
% of FP17s Relating to Free Repair or Replacements	1	431	0.2%	0.7%	0.8%	0.8%
% of FP17s Relating to Continuations	0	431	0.0%	1.0%	1.2%	1.3%
% of Patients satisfied with the dentistry they have received	0	0	N/A	93.2%	92.8%	92.7%
% of Patients satisfied with the time they had to wait for an appointment	0	0	N/A	87.4%	89.2%	88.8%

* This is based on patients treated on this contract for their most recent course of treatment. Figures in italics indicate the base number of FP17s or Patient Questionnaire responses are less than 100. N/A is shown where the base number of responses is less than 10 during the period. % is calculated as Quantity/Base number*100

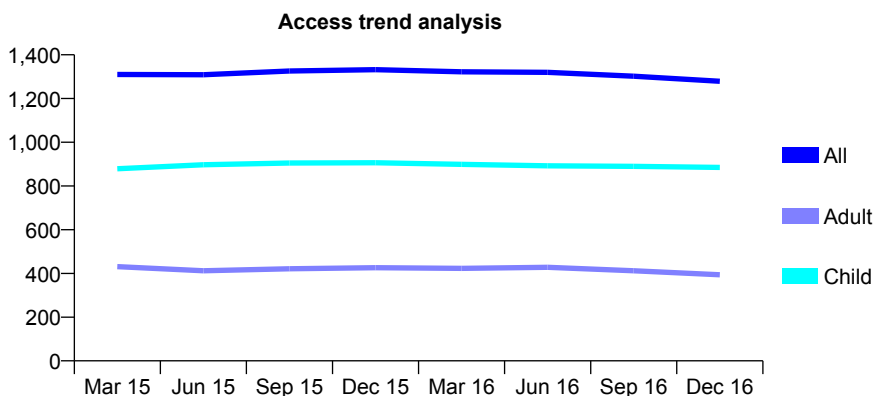
Q58 - Vital Signs At a Glance Contract Report for 110280/0001 - December 2016

Name or company name	Purleys Dental Care
Contract type name	GDS Contract
Purpose of contract	General
Contract start date	01/04/2006
Contract end date	

16/17 Contracted general activity (UDA)	5,890
Carry forward general activity (UDA)	-67
16/17 Contracted orthodontic activity (UOA)	0
Carry forward orthodontic activity (UOA)	0
Baseline contract value	£168,042.56

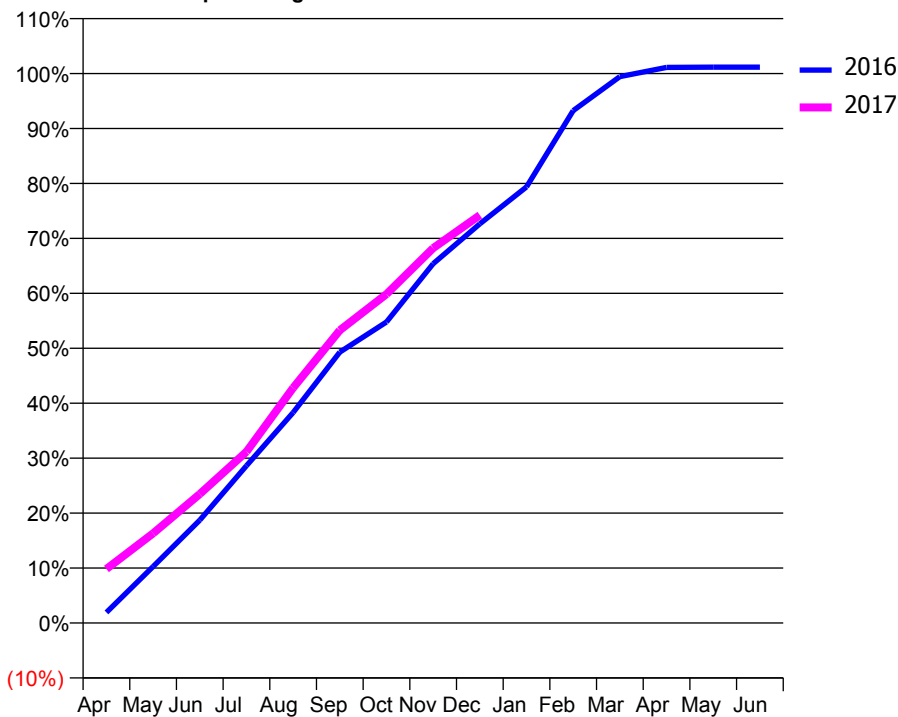
ACCESS*

Patients seen in 24 months	Total	Change since previous quarter
Quarter ending December 2015	1,332	
Quarter ending March 2016	1,322	→
Quarter ending June 2016	1,320	→
Quarter ending September 2016	1,302	↓
Quarter ending December 2016	1,279	↓
Variance since December 2015	(4.0%)	↓



ACTIVITY

Cumulative percentage of contracted UDA delivered 2016 & 2017



Month	Adjusted Scheduled Activity (UDA)	
	2016	2017
April	113	580
May	605	961
June	1,103	1,383
July	1,686	1,836
August	2,256	2,521
September	2,903	3,139
October	3,226	3,525
November	3,851	4,018
December	4,279	4,372
January	4,675	
February	5,492	
March	5,857	
April	5,955	
May	5,958	
June	5,958	

QUALITY

	Quantity	Base Number	Contract	AT	Region	England
% of FP17s for the same patient ID Re-attending within 3 months - Children	215	1,452	14.8%	11.4%	12.1%	12.4%
% of FP17s for the same patient ID Re-attending within 3 months - Adults	114	384	29.7%	14.8%	15.9%	16.6%
% of FP17s for the same patient ID Re-attending between 3 & 9 months - Children	989	1,452	68.1%	55.6%	58.6%	57.5%
% of FP17s for the same patient ID Re-attending between 3 & 9 months - Adults	189	384	49.2%	48.1%	51.5%	50.4%
% of FP17s for Band 1 Urgent Courses	70	1,805	3.9%	8.4%	8.0%	9.1%
% of FP17s Relating to Free Repair or Replacements	0	1,805	0.0%	0.7%	0.8%	0.8%
% of FP17s Relating to Continuations	7	1,805	0.4%	1.0%	1.2%	1.3%
% of Patients satisfied with the dentistry they have received	2	2	N/A	93.2%	92.8%	92.7%
% of Patients satisfied with the time they had to wait for an appointment	2	2	N/A	87.4%	89.2%	88.8%

* This is based on patients treated on this contract for their most recent course of treatment. Figures in italics indicate the base number of FP17s or Patient Questionnaire responses are less than 100. N/A is shown where the base number of responses is less than 10 during the period. % is calculated as Quantity/Base number*100

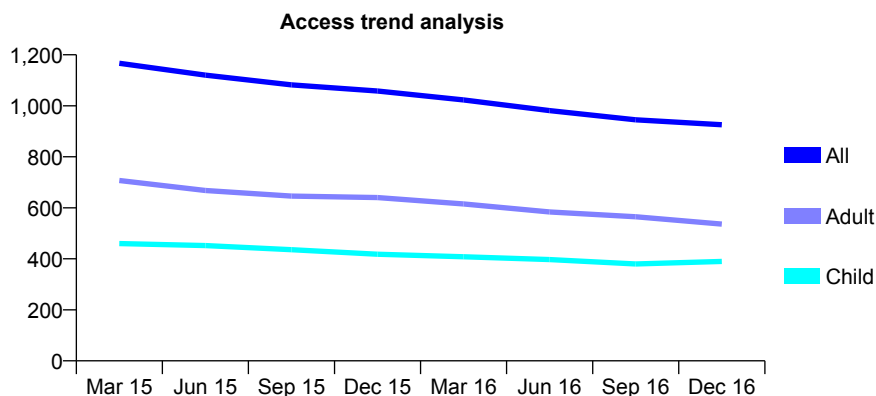
Q58 - Vital Signs At a Glance Contract Report for 113492/0001 - December 2016

Name or company name	Bucklersbury Dental Surgery
Contract type name	GDS Contract
Purpose of contract	General
Contract start date	01/08/2011
Contract end date	

16/17 Contracted general activity (UDA)	3,832
Carry forward general activity (UDA)	0
16/17 Contracted orthodontic activity (UOA)	0
Carry forward orthodontic activity (UOA)	0
Baseline contract value	£94,901.97

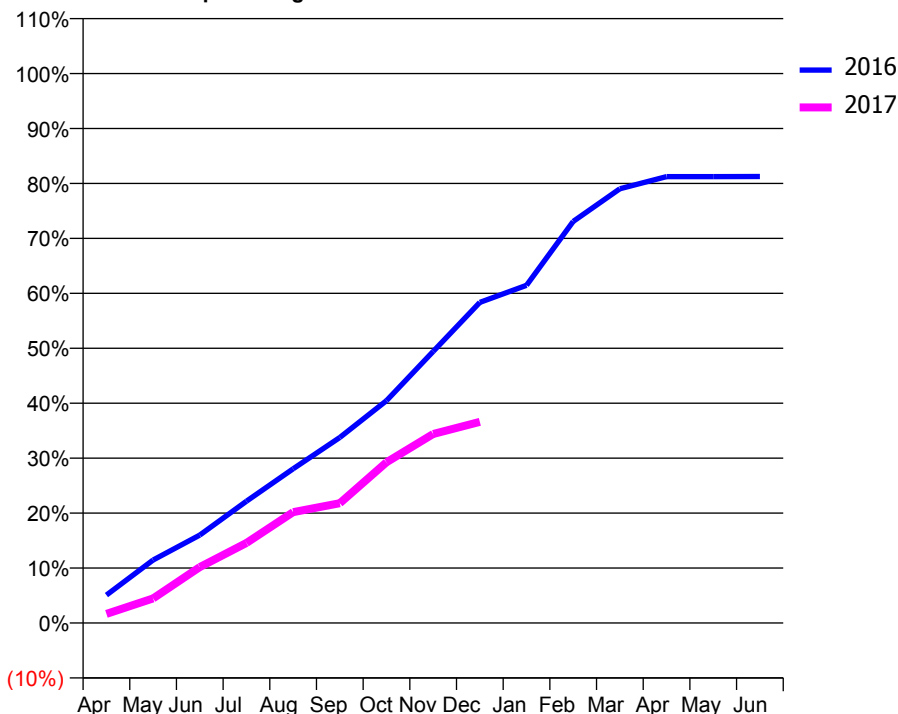
ACCESS*

Patients seen in 24 months	Total	Change since previous quarter
Quarter ending December 2015	1,058	
Quarter ending March 2016	1,023	↓
Quarter ending June 2016	981	↓
Quarter ending September 2016	945	↓
Quarter ending December 2016	926	↓
Variance since December 2015	(12.5%)	↓



ACTIVITY

Cumulative percentage of contracted UDA delivered 2016 & 2017



Adjusted Scheduled Activity (UDA)

Month	2016	2017
April	195	64
May	440	171
June	613	390
July	850	559
August	1,076	773
September	1,294	835
October	1,551	1,121
November	1,893	1,318
December	2,236	1,403
January	2,355	
February	2,800	
March	3,028	
April	3,113	
May	3,113	
June	3,114	

QUALITY

	Quantity	Base Number	Contract	AT	Region	England
% of FP17s for the same patient ID Re-attending within 3 months - Children	38	418	9.1%	11.4%	12.1%	12.4%
% of FP17s for the same patient ID Re-attending within 3 months - Adults	67	334	20.1%	14.8%	15.9%	16.6%
% of FP17s for the same patient ID Re-attending between 3 & 9 months - Children	230	418	55.0%	55.6%	58.6%	57.5%
% of FP17s for the same patient ID Re-attending between 3 & 9 months - Adults	127	334	38.0%	48.1%	51.5%	50.4%
% of FP17s for Band 1 Urgent Courses	63	714	8.8%	8.4%	8.0%	9.1%
% of FP17s Relating to Free Repair or Replacements	5	714	0.7%	0.7%	0.8%	0.8%
% of FP17s Relating to Continuations	4	714	0.6%	1.0%	1.2%	1.3%
% of Patients satisfied with the dentistry they have received	0	0	N/A	93.2%	92.8%	92.7%
% of Patients satisfied with the time they had to wait for an appointment	0	0	N/A	87.4%	89.2%	88.8%

* This is based on patients treated on this contract for their most recent course of treatment. Figures in italics indicate the base number of FP17s or Patient Questionnaire responses are less than 100. N/A is shown where the base number of responses is less than 10 during the period. % is calculated as Quantity/Base number*100

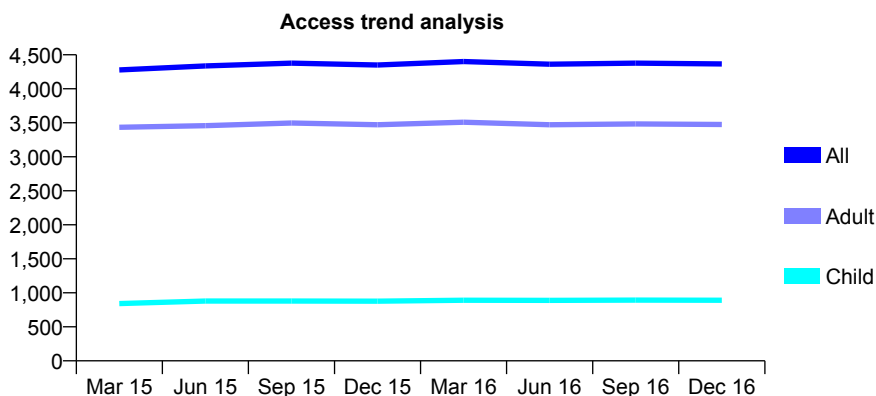
Q58 - Vital Signs At a Glance Contract Report for 113506/0001 - December 2016

Name or company name	Leighton House Practice Limited
Contract type name	GDS Contract
Purpose of contract	General
Contract start date	01/04/2009
Contract end date	

16/17 Contracted general activity (UDA)	14,865
Carry forward general activity (UDA)	332
16/17 Contracted orthodontic activity (UOA)	0
Carry forward orthodontic activity (UOA)	0
Baseline contract value	£409,006.85

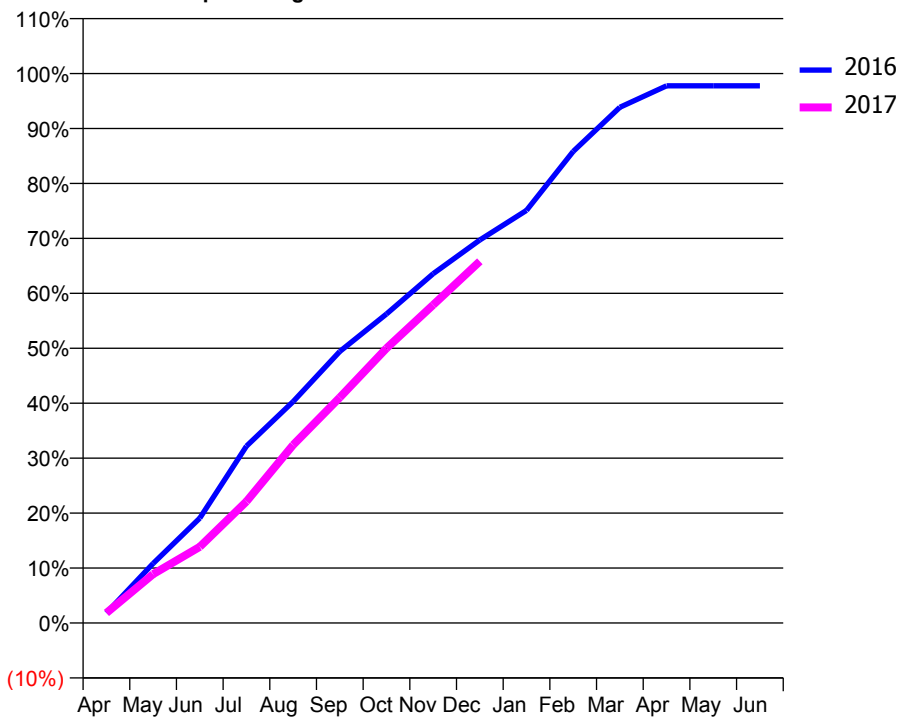
ACCESS*

Patients seen in 24 months	Total	Change since previous quarter
Quarter ending December 2015	4,350	
Quarter ending March 2016	4,400	→
Quarter ending June 2016	4,362	→
Quarter ending September 2016	4,377	→
Quarter ending December 2016	4,366	→
Variance since December 2015	0.4%	→



ACTIVITY

Cumulative percentage of contracted UDA delivered 2016 & 2017



Month	Adjusted Scheduled Activity (UDA)	
	2016	2017
April	274	274
May	1,609	1,321
June	2,836	2,063
July	4,786	3,286
August	5,989	4,819
September	7,348	6,101
October	8,359	7,431
November	9,450	8,604
December	10,361	9,784
January	11,164	
February	12,758	
March	13,950	
April	14,532	
May	14,532	
June	14,532	

QUALITY

	Quantity	Base Number	Contract	AT	Region	England
% of FP17s for the same patient ID Re-attending within 3 months - Children	57	886	6.4%	11.4%	12.1%	12.4%
% of FP17s for the same patient ID Re-attending within 3 months - Adults	480	3,260	14.7%	14.8%	15.9%	16.6%
% of FP17s for the same patient ID Re-attending between 3 & 9 months - Children	452	886	51.0%	55.6%	58.6%	57.5%
% of FP17s for the same patient ID Re-attending between 3 & 9 months - Adults	1,503	3,260	46.1%	48.1%	51.5%	50.4%
% of FP17s for Band 1 Urgent Courses	304	3,954	7.7%	8.4%	8.0%	9.1%
% of FP17s Relating to Free Repair or Replacements	22	3,954	0.6%	0.7%	0.8%	0.8%
% of FP17s Relating to Continuations	87	3,954	2.2%	1.0%	1.2%	1.3%
% of Patients satisfied with the dentistry they have received	7	7	N/A	93.2%	92.8%	92.7%
% of Patients satisfied with the time they had to wait for an appointment	6	7	N/A	87.4%	89.2%	88.8%

* This is based on patients treated on this contract for their most recent course of treatment. Figures in italics indicate the base number of FP17s or Patient Questionnaire responses are less than 100. N/A is shown where the base number of responses is less than 10 during the period. % is calculated as Quantity/Base number*100

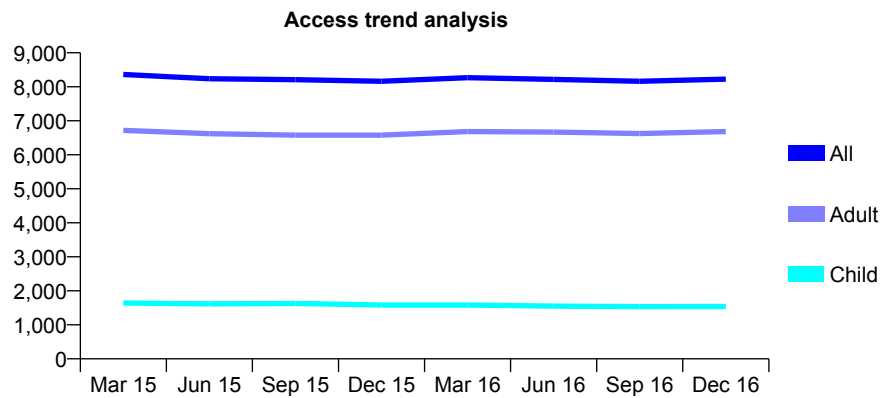
Q58 - Vital Signs At a Glance Contract Report for 114170/0001 - December 2016

Name or company name	King Gaigher & Chastell
Contract type name	GDS Contract
Purpose of contract	General
Contract start date	01/04/2008
Contract end date	

16/17 Contracted general activity (UDA)	20,194
Carry forward general activity (UDA)	302
16/17 Contracted orthodontic activity (UOA)	0
Carry forward orthodontic activity (UOA)	0
Baseline contract value	£485,933.29

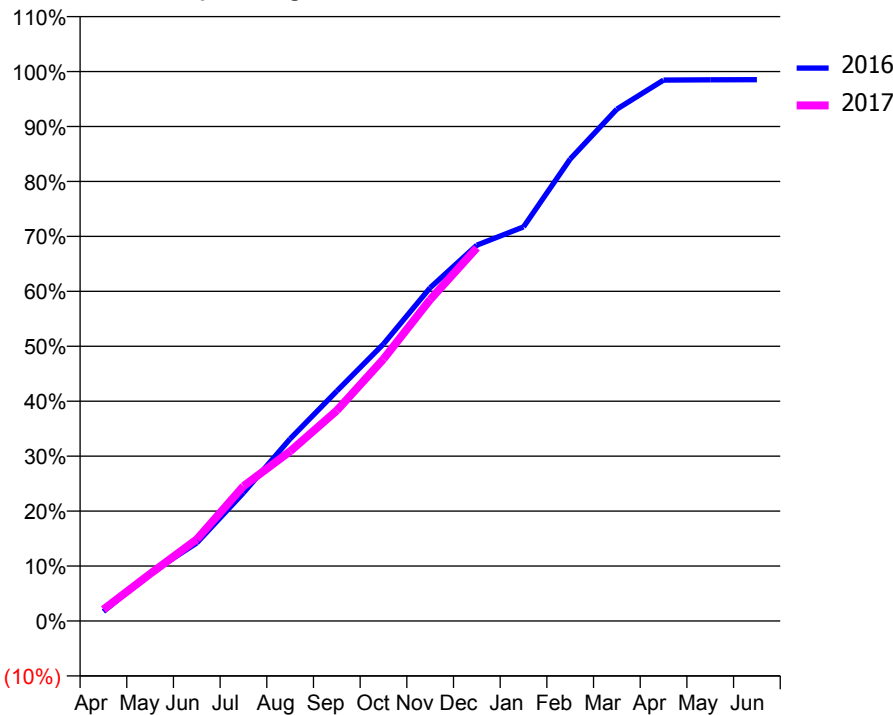
ACCESS*

Patients seen in 24 months	Total	Change since previous quarter
Quarter ending December 2015	8,162	
Quarter ending March 2016	8,268	→
Quarter ending June 2016	8,219	→
Quarter ending September 2016	8,162	→
Quarter ending December 2016	8,224	→
Variance since December 2015	0.8%	→



ACTIVITY

Cumulative percentage of contracted UDA delivered 2016 & 2017



Month	Adjusted Scheduled Activity (UDA)	
	2016	2017
April	348	425
May	1,750	1,734
June	2,871	3,001
July	4,710	4,956
August	6,696	6,235
September	8,450	7,736
October	10,183	9,628
November	12,249	11,811
December	13,810	13,715
January	14,482	
February	16,978	
March	18,809	
April	19,877	
May	19,891	
June	19,892	

QUALITY

	Quantity	Base Number	Contract	AT	Region	England
% of FP17s for the same patient ID Re-attending within 3 months - Children	60	1,289	4.7%	11.4%	12.1%	12.4%
% of FP17s for the same patient ID Re-attending within 3 months - Adults	763	5,342	14.3%	14.8%	15.9%	16.6%
% of FP17s for the same patient ID Re-attending between 3 & 9 months - Children	448	1,289	34.8%	55.6%	58.6%	57.5%
% of FP17s for the same patient ID Re-attending between 3 & 9 months - Adults	1,427	5,342	26.7%	48.1%	51.5%	50.4%
% of FP17s for Band 1 Urgent Courses	535	6,172	8.7%	8.4%	8.0%	9.1%
% of FP17s Relating to Free Repair or Replacements	19	6,172	0.3%	0.7%	0.8%	0.8%
% of FP17s Relating to Continuations	167	6,172	2.7%	1.0%	1.2%	1.3%
% of Patients satisfied with the dentistry they have received	15	15	100.0%	93.2%	92.8%	92.7%
% of Patients satisfied with the time they had to wait for an appointment	12	15	80.0%	87.4%	89.2%	88.8%

* This is based on patients treated on this contract for their most recent course of treatment. Figures in italics indicate the base number of FP17s or Patient Questionnaire responses are less than 100. N/A is shown where the base number of responses is less than 10 during the period. % is calculated as Quantity/Base number*100

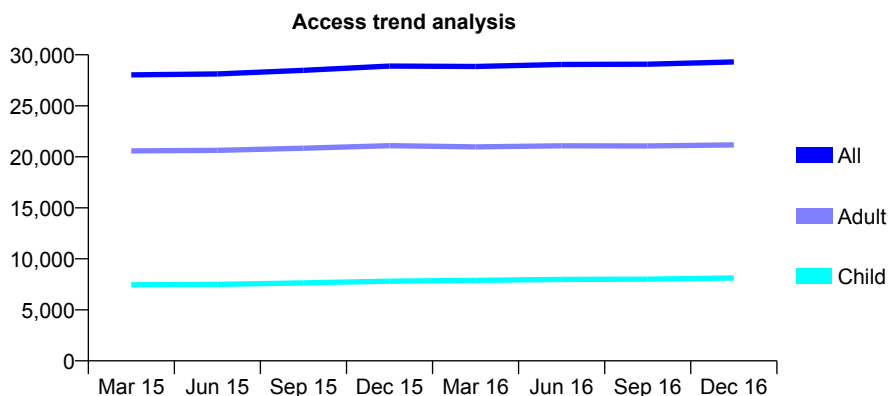
Q58 - Vital Signs At a Glance Contract Report for 114189/0001 - December 2016

Name or company name	Distal Point Limited
Contract type name	GDS Contract
Purpose of contract	General
Contract start date	01/11/2007
Contract end date	

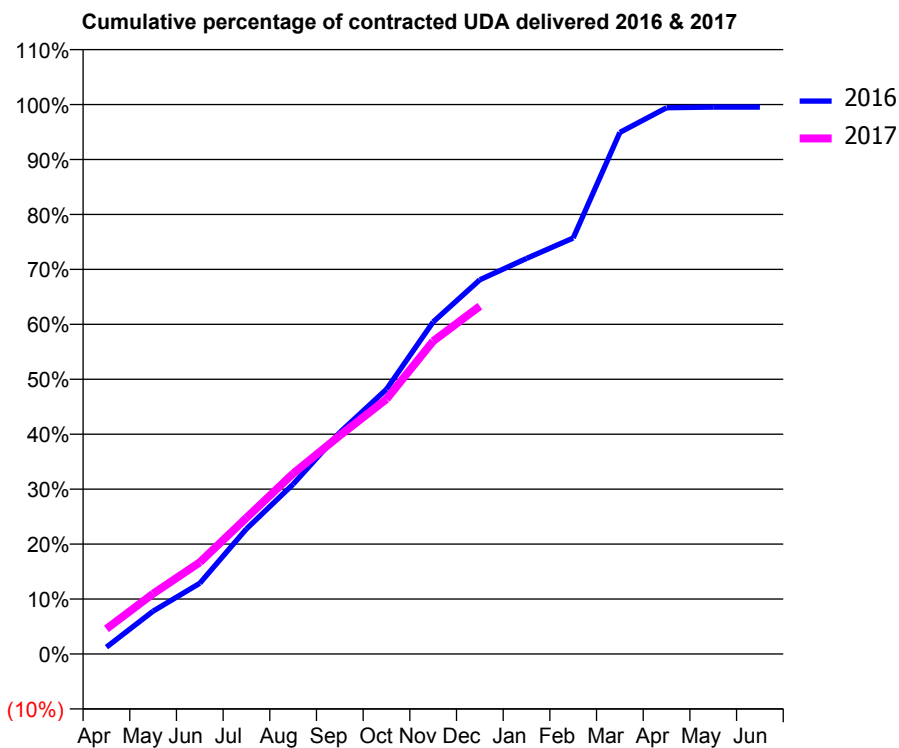
16/17 Contracted general activity (UDA)	73,034
Carry forward general activity (UDA)	335
16/17 Contracted orthodontic activity (UOA)	0
Carry forward orthodontic activity (UOA)	0
Baseline contract value	£1,885,422.80

ACCESS*

Patients seen in 24 months	Total	Change since previous quarter
Quarter ending December 2015	28,900	
Quarter ending March 2016	28,862	→
Quarter ending June 2016	29,055	→
Quarter ending September 2016	29,080	→
Quarter ending December 2016	29,297	→
Variance since December 2015	1.4%	→



ACTIVITY



Month	Adjusted Scheduled Activity (UDA)	
	2016	2017
April	906	3,338
May	5,696	8,016
June	9,394	12,176
July	16,633	18,096
August	22,579	23,997
September	29,439	29,036
October	35,186	33,872
November	44,132	41,579
December	49,735	46,226
January	52,570	
February	55,289	
March	69,326	
April	72,605	
May	72,695	
June	72,699	

QUALITY

	Quantity	Base Number	Contract	AT	Region	England
% of FP17s for the same patient ID Re-attending within 3 months - Children	377	9,198	4.1%	11.4%	12.1%	12.4%
% of FP17s for the same patient ID Re-attending within 3 months - Adults	1,492	18,269	8.2%	14.8%	15.9%	16.6%
% of FP17s for the same patient ID Re-attending between 3 & 9 months - Children	6,462	9,198	70.3%	55.6%	58.6%	57.5%
% of FP17s for the same patient ID Re-attending between 3 & 9 months - Adults	9,794	18,269	53.6%	48.1%	51.5%	50.4%
% of FP17s for Band 1 Urgent Courses	1,479	25,874	5.7%	8.4%	8.0%	9.1%
% of FP17s Relating to Free Repair or Replacements	89	25,874	0.3%	0.7%	0.8%	0.8%
% of FP17s Relating to Continuations	61	25,874	0.2%	1.0%	1.2%	1.3%
% of Patients satisfied with the dentistry they have received	20	20	100.0%	93.2%	92.8%	92.7%
% of Patients satisfied with the time they had to wait for an appointment	18	20	90.0%	87.4%	89.2%	88.8%

* This is based on patients treated on this contract for their most recent course of treatment. Figures in italics indicate the base number of FP17s or Patient Questionnaire responses are less than 100. N/A is shown where the base number of responses is less than 10 during the period. % is calculated as Quantity/Base number*100

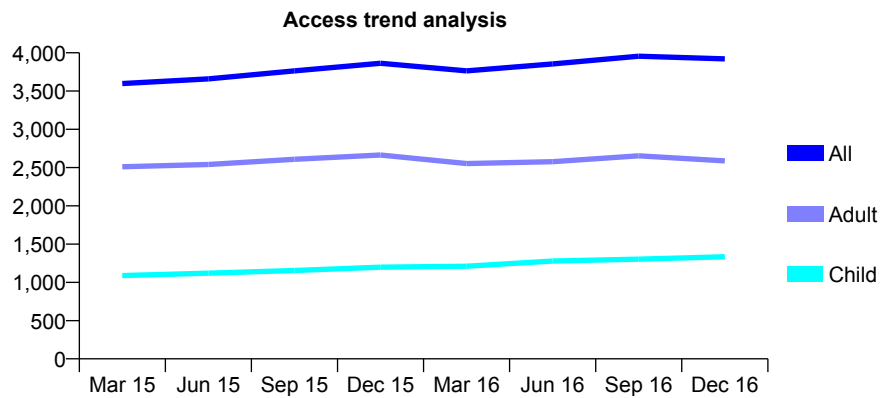
Q58 - Vital Signs At a Glance Contract Report for 116076/0001 - December 2016

Name or company name	Ace Dental Care Limited
Contract type name	GDS Contract
Purpose of contract	General
Contract start date	01/04/2010
Contract end date	

16/17 Contracted general activity (UDA)	9,163
Carry forward general activity (UDA)	-145
16/17 Contracted orthodontic activity (UOA)	0
Carry forward orthodontic activity (UOA)	0
Baseline contract value	£224,584.72

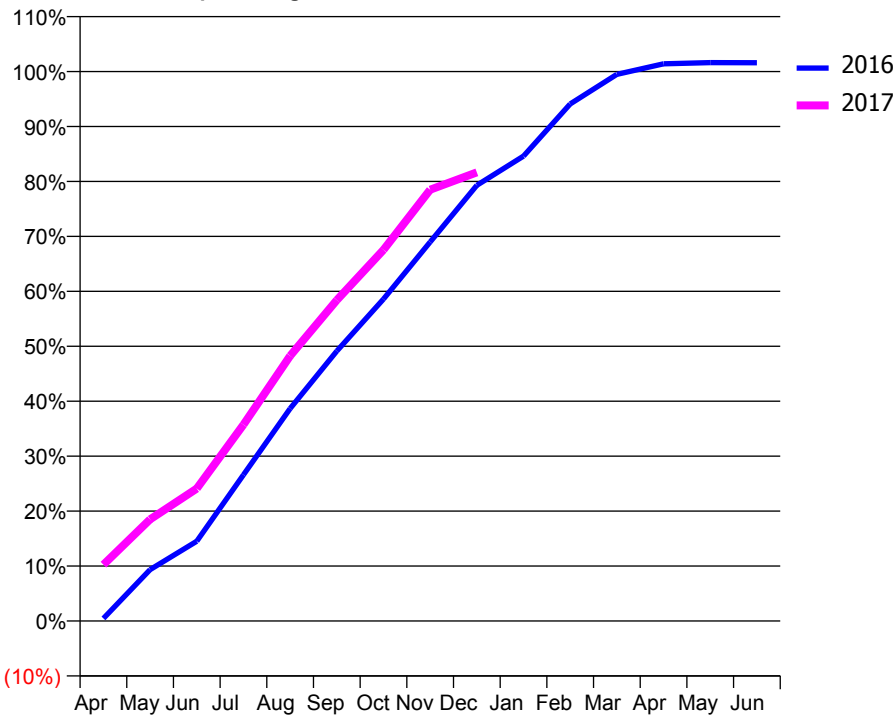
ACCESS*

Patients seen in 24 months	Total	Change since previous quarter
Quarter ending December 2015	3,863	
Quarter ending March 2016	3,763	↓
Quarter ending June 2016	3,855	↑
Quarter ending September 2016	3,956	↑
Quarter ending December 2016	3,921	→
Variance since December 2015	1.5%	→



ACTIVITY

Cumulative percentage of contracted UDA delivered 2016 & 2017



Month	Adjusted Scheduled Activity (UDA)	
	2016	2017
April	44	938
May	858	1,696
June	1,331	2,210
July	2,438	3,274
August	3,542	4,422
September	4,503	5,351
October	5,369	6,190
November	6,321	7,192
December	7,265	7,480
January	7,754	
February	8,622	
March	9,115	
April	9,292	
May	9,311	
June	9,308	

QUALITY

	Quantity	Base Number	Contract	AT	Region	England
% of FP17s for the same patient ID Re-attending within 3 months - Children	88	1,397	6.3%	11.4%	12.1%	12.4%
% of FP17s for the same patient ID Re-attending within 3 months - Adults	236	2,046	11.5%	14.8%	15.9%	16.6%
% of FP17s for the same patient ID Re-attending between 3 & 9 months - Children	717	1,397	51.3%	55.6%	58.6%	57.5%
% of FP17s for the same patient ID Re-attending between 3 & 9 months - Adults	807	2,046	39.4%	48.1%	51.5%	50.4%
% of FP17s for Band 1 Urgent Courses	236	3,314	7.1%	8.4%	8.0%	9.1%
% of FP17s Relating to Free Repair or Replacements	19	3,314	0.6%	0.7%	0.8%	0.8%
% of FP17s Relating to Continuations	14	3,314	0.4%	1.0%	1.2%	1.3%
% of Patients satisfied with the dentistry they have received	3	4	N/A	93.2%	92.8%	92.7%
% of Patients satisfied with the time they had to wait for an appointment	3	4	N/A	87.4%	89.2%	88.8%

* This is based on patients treated on this contract for their most recent course of treatment. Figures in italics indicate the base number of FP17s or Patient Questionnaire responses are less than 100. N/A is shown where the base number of responses is less than 10 during the period. % is calculated as Quantity/Base number*100

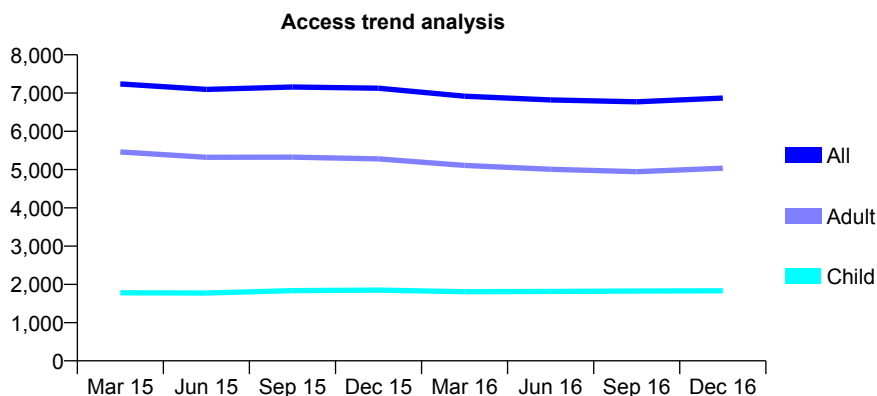
Q58 - Vital Signs At a Glance Contract Report for 117803/0001 - December 2016

Name or company name	St Albans Dental Centre
Contract type name	GDS Contract
Purpose of contract	General
Contract start date	01/03/2013
Contract end date	

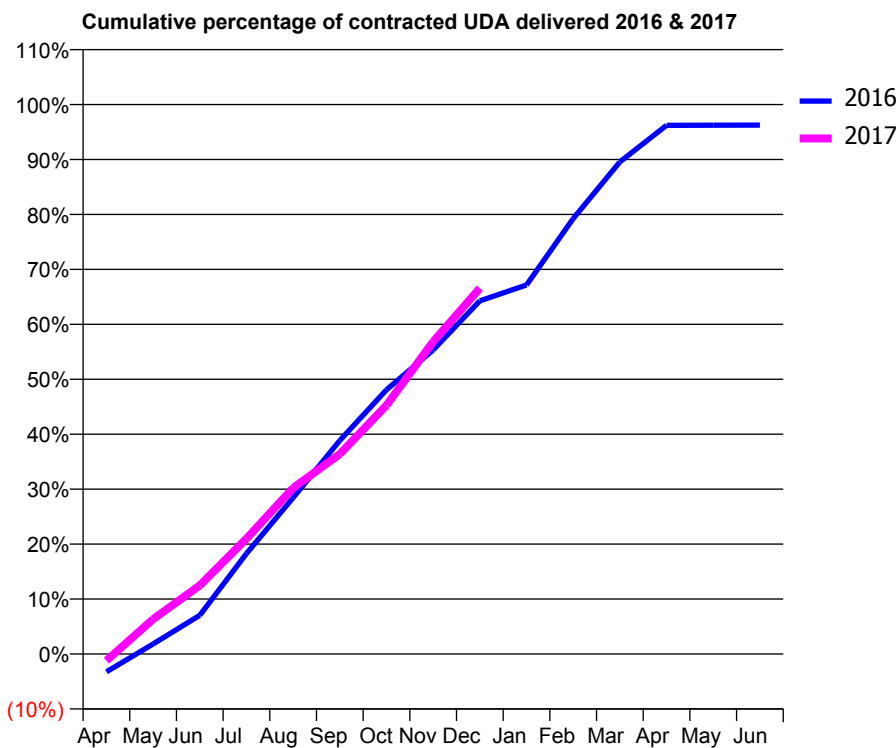
16/17 Contracted general activity (UDA)	22,592
Carry forward general activity (UDA)	844
16/17 Contracted orthodontic activity (UOA)	0
Carry forward orthodontic activity (UOA)	0
Baseline contract value	£599,497.30

ACCESS*

Patients seen in 24 months	Total	Change since previous quarter
Quarter ending December 2015	7,128	
Quarter ending March 2016	6,919	↓
Quarter ending June 2016	6,819	↓
Quarter ending September 2016	6,771	→
Quarter ending December 2016	6,868	→
Variance since December 2015	(3.6%)	↓



ACTIVITY



Month	Adjusted Scheduled Activity (UDA)	
	2016	2017
April	-738	-276
May	413	1,431
June	1,591	2,819
July	4,130	4,746
August	6,428	6,827
September	8,781	8,222
October	10,864	10,226
November	12,504	12,841
December	14,521	15,041
January	15,175	
February	17,904	
March	20,230	
April	21,735	
May	21,743	
June	21,748	

QUALITY

	Quantity	Base Number	Contract	AT	Region	England
% of FP17s for the same patient ID Re-attending within 3 months - Children	158	1,771	8.9%	11.4%	12.1%	12.4%
% of FP17s for the same patient ID Re-attending within 3 months - Adults	732	4,247	17.2%	14.8%	15.9%	16.6%
% of FP17s for the same patient ID Re-attending between 3 & 9 months - Children	686	1,771	38.7%	55.6%	58.6%	57.5%
% of FP17s for the same patient ID Re-attending between 3 & 9 months - Adults	1,541	4,247	36.3%	48.1%	51.5%	50.4%
% of FP17s for Band 1 Urgent Courses	630	5,589	11.3%	8.4%	8.0%	9.1%
% of FP17s Relating to Free Repair or Replacements	91	5,589	1.6%	0.7%	0.8%	0.8%
% of FP17s Relating to Continuations	116	5,589	2.1%	1.0%	1.2%	1.3%
% of Patients satisfied with the dentistry they have received	11	11	100.0%	93.2%	92.8%	92.7%
% of Patients satisfied with the time they had to wait for an appointment	11	11	100.0%	87.4%	89.2%	88.8%

* This is based on patients treated on this contract for their most recent course of treatment. Figures in italics indicate the base number of FP17s or Patient Questionnaire responses are less than 100. N/A is shown where the base number of responses is less than 10 during the period. % is calculated as Quantity/Base number*100

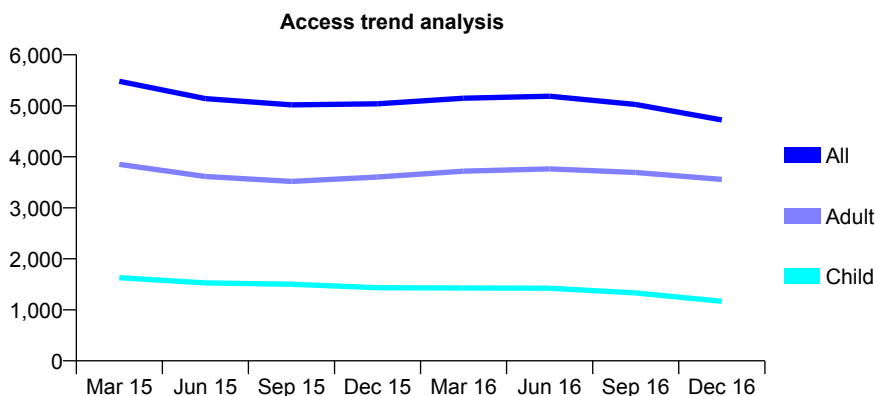
Q58 - Vital Signs At a Glance Contract Report for 117846/0001 - December 2016

Name or company name	Woodview Dental Clinic
Contract type name	GDS Contract
Purpose of contract	General
Contract start date	01/04/2006
Contract end date	

16/17 Contracted general activity (UDA)	9,943
Carry forward general activity (UDA)	0
16/17 Contracted orthodontic activity (UOA)	0
Carry forward orthodontic activity (UOA)	0
Baseline contract value	£262,164.29

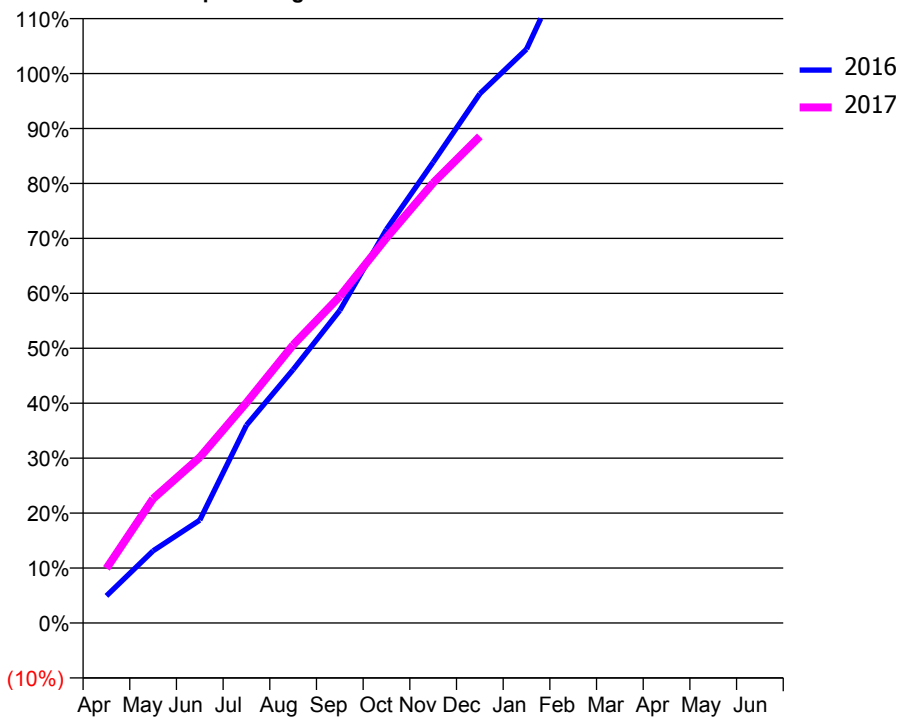
ACCESS*

Patients seen in 24 months	Total	Change since previous quarter
Quarter ending December 2015	5,038	
Quarter ending March 2016	5,149	↑
Quarter ending June 2016	5,188	→
Quarter ending September 2016	5,025	↓
Quarter ending December 2016	4,723	↓
Variance since December 2015	(6.3%)	↓



ACTIVITY

Cumulative percentage of contracted UDA delivered 2016 & 2017



Month	Adjusted Scheduled Activity (UDA)	
	2016	2017
April	491	989
May	1,306	2,249
June	1,861	2,997
July	3,580	3,987
August	4,586	5,032
September	5,656	5,909
October	7,124	6,971
November	8,338	7,963
December	9,579	8,805
January	10,383	
February	12,184	
March	13,595	
April	14,178	
May	14,191	
June	14,232	

QUALITY

	Quantity	Base Number	Contract	AT	Region	England
% of FP17s for the same patient ID Re-attending within 3 months - Children	92	1,103	8.3%	11.4%	12.1%	12.4%
% of FP17s for the same patient ID Re-attending within 3 months - Adults	511	3,338	15.3%	14.8%	15.9%	16.6%
% of FP17s for the same patient ID Re-attending between 3 & 9 months - Children	608	1,103	55.1%	55.6%	58.6%	57.5%
% of FP17s for the same patient ID Re-attending between 3 & 9 months - Adults	1,727	3,338	51.7%	48.1%	51.5%	50.4%
% of FP17s for Band 1 Urgent Courses	522	4,125	12.7%	8.4%	8.0%	9.1%
% of FP17s Relating to Free Repair or Replacements	74	4,125	1.8%	0.7%	0.8%	0.8%
% of FP17s Relating to Continuations	6	4,125	0.1%	1.0%	1.2%	1.3%
% of Patients satisfied with the dentistry they have received	1	3	N/A	93.2%	92.8%	92.7%
% of Patients satisfied with the time they had to wait for an appointment	3	3	N/A	87.4%	89.2%	88.8%

* This is based on patients treated on this contract for their most recent course of treatment. Figures in italics indicate the base number of FP17s or Patient Questionnaire responses are less than 100. N/A is shown where the base number of responses is less than 10 during the period. % is calculated as Quantity/Base number*100

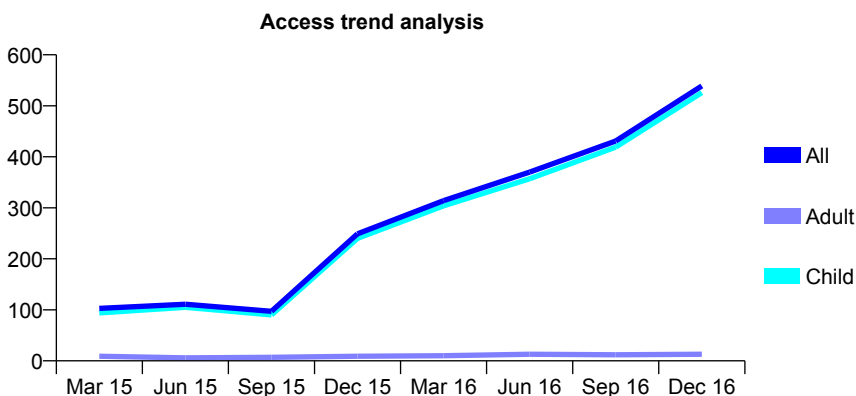
Q58 - Vital Signs At a Glance Contract Report for 117846/0003 - December 2016

Name or company name	Woodview Dental Clinic
Contract type name	GDS Contract
Purpose of contract	General
Contract start date	01/04/2006
Contract end date	

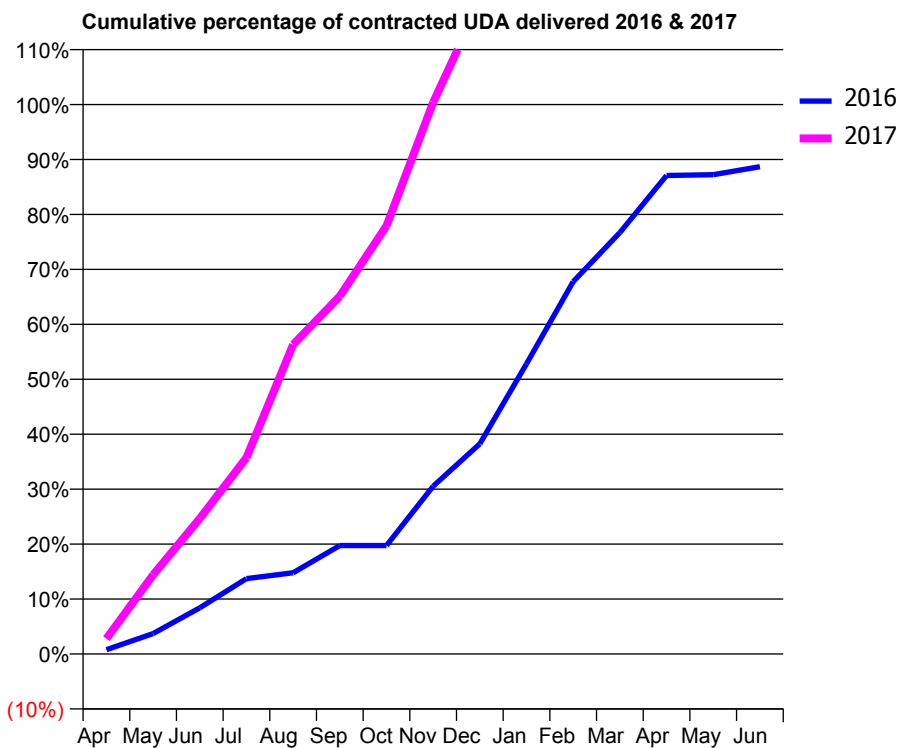
16/17 Contracted general activity (UDA)	750
Carry forward general activity (UDA)	0
16/17 Contracted orthodontic activity (UOA)	0
Carry forward orthodontic activity (UOA)	0
Baseline contract value	£27,398.58

ACCESS*

Patients seen in 24 months	Total	Change since previous quarter
Quarter ending December 2015	249	
Quarter ending March 2016	314	↑
Quarter ending June 2016	370	↑
Quarter ending September 2016	431	↑
Quarter ending December 2016	539	↑
Variance since December 2015	116.5%	↑



ACTIVITY



Month	Adjusted Scheduled Activity (UDA)	
	2016	2017
April	6	21
May	28	108
June	63	185
July	103	268
August	111	422
September	148	488
October	148	584
November	229	753
December	287	890
January	396	
February	508	
March	575	
April	653	
May	654	
June	665	

QUALITY

	Quantity	Base Number	Contract	AT	Region	England
% of FP17s for the same patient ID Re-attending within 3 months - Children	39	627	6.2%	11.4%	12.1%	12.4%
% of FP17s for the same patient ID Re-attending within 3 months - Adults	0	4	0.0%	14.8%	15.9%	16.6%
% of FP17s for the same patient ID Re-attending between 3 & 9 months - Children	205	627	32.7%	55.6%	58.6%	57.5%
% of FP17s for the same patient ID Re-attending between 3 & 9 months - Adults	0	4	0.0%	48.1%	51.5%	50.4%
% of FP17s for Band 1 Urgent Courses	5	574	0.9%	8.4%	8.0%	9.1%
% of FP17s Relating to Free Repair or Replacements	0	574	0.0%	0.7%	0.8%	0.8%
% of FP17s Relating to Continuations	0	574	0.0%	1.0%	1.2%	1.3%
% of Patients satisfied with the dentistry they have received	0	0	N/A	93.2%	92.8%	92.7%
% of Patients satisfied with the time they had to wait for an appointment	0	0	N/A	87.4%	89.2%	88.8%

* This is based on patients treated on this contract for their most recent course of treatment. Figures in italics indicate the base number of FP17s or Patient Questionnaire responses are less than 100. N/A is shown where the base number of responses is less than 10 during the period. % is calculated as Quantity/Base number*100

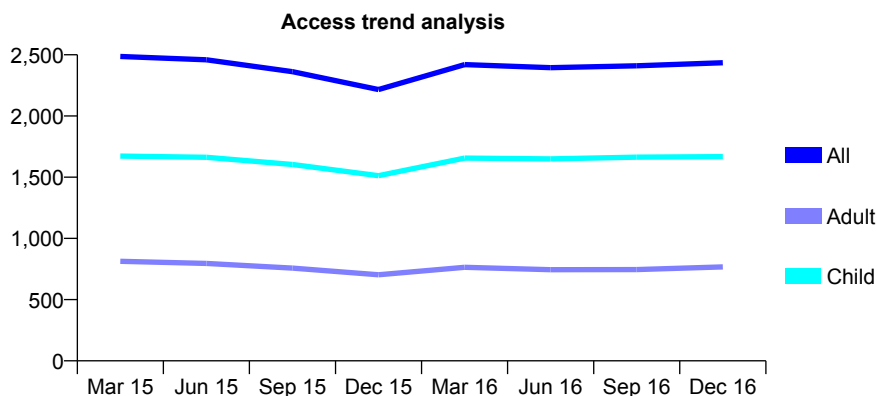
Q58 - Vital Signs At a Glance Contract Report for 118354/0001 - December 2016

Name or company name	King's Road Dental Practice Ltd
Contract type name	GDS Contract
Purpose of contract	General
Contract start date	01/04/2010
Contract end date	

16/17 Contracted general activity (UDA)	4,360
Carry forward general activity (UDA)	0
16/17 Contracted orthodontic activity (UOA)	0
Carry forward orthodontic activity (UOA)	0
Baseline contract value	£100,055.60

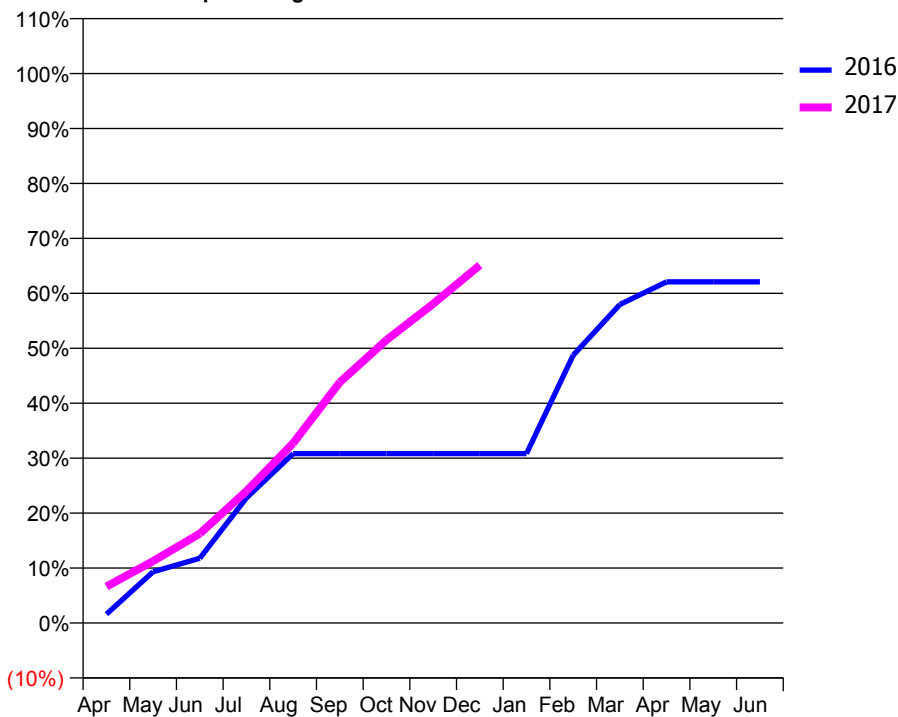
ACCESS*

Patients seen in 24 months	Total	Change since previous quarter
Quarter ending December 2015	2,216	
Quarter ending March 2016	2,420	↑
Quarter ending June 2016	2,395	↓
Quarter ending September 2016	2,410	→
Quarter ending December 2016	2,435	→
Variance since December 2015	9.9%	↑



ACTIVITY

Cumulative percentage of contracted UDA delivered 2016 & 2017



Month	Adjusted Scheduled Activity (UDA)	
	2016	2017
April	70	289
May	407	492
June	513	709
July	993	1,047
August	1,344	1,427
September	1,344	1,910
October	1,344	2,245
November	1,344	2,533
December	1,344	2,839
January	1,344	
February	2,125	
March	2,527	
April	2,707	
May	2,707	
June	2,707	

QUALITY

	Quantity	Base Number	Contract	AT	Region	England
% of FP17s for the same patient ID Re-attending within 3 months - Children	113	1,797	6.3%	11.4%	12.1%	12.4%
% of FP17s for the same patient ID Re-attending within 3 months - Adults	36	458	7.9%	14.8%	15.9%	16.6%
% of FP17s for the same patient ID Re-attending between 3 & 9 months - Children	987	1,797	54.9%	55.6%	58.6%	57.5%
% of FP17s for the same patient ID Re-attending between 3 & 9 months - Adults	204	458	44.5%	48.1%	51.5%	50.4%
% of FP17s for Band 1 Urgent Courses	67	2,093	3.2%	8.4%	8.0%	9.1%
% of FP17s Relating to Free Repair or Replacements	0	2,093	0.0%	0.7%	0.8%	0.8%
% of FP17s Relating to Continuations	0	2,093	0.0%	1.0%	1.2%	1.3%
% of Patients satisfied with the dentistry they have received	1	1	N/A	93.2%	92.8%	92.7%
% of Patients satisfied with the time they had to wait for an appointment	1	1	N/A	87.4%	89.2%	88.8%

* This is based on patients treated on this contract for their most recent course of treatment. Figures in italics indicate the base number of FP17s or Patient Questionnaire responses are less than 100. N/A is shown where the base number of responses is less than 10 during the period. % is calculated as Quantity/Base number*100

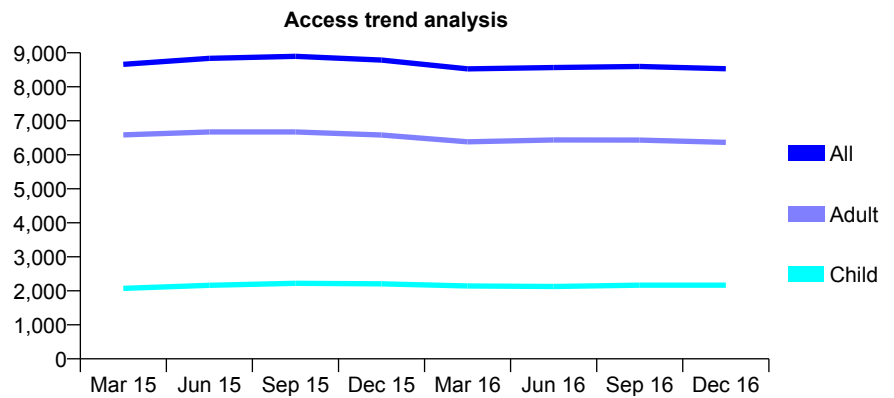
Q58 - Vital Signs At a Glance Contract Report for 118702/0001 - December 2016

Name or company name	Hertford Dental Care
Contract type name	GDS Contract
Purpose of contract	General
Contract start date	01/04/2008
Contract end date	

16/17 Contracted general activity (UDA)	21,000
Carry forward general activity (UDA)	-204
16/17 Contracted orthodontic activity (UOA)	0
Carry forward orthodontic activity (UOA)	0
Baseline contract value	£481,298.37

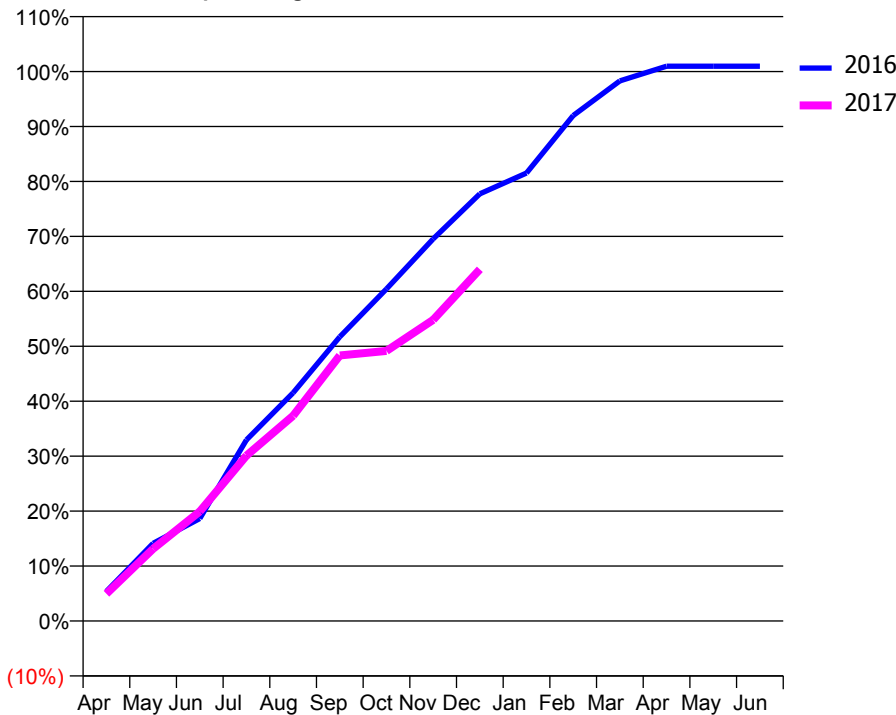
ACCESS*

Patients seen in 24 months	Total	Change since previous quarter
Quarter ending December 2015	8,788	
Quarter ending March 2016	8,527	↓
Quarter ending June 2016	8,567	→
Quarter ending September 2016	8,598	→
Quarter ending December 2016	8,531	→
Variance since December 2015	(2.9%)	↓



ACTIVITY

Cumulative percentage of contracted UDA delivered 2016 & 2017



Month	Adjusted Scheduled Activity (UDA)	
	2016	2017
April	1,135	1,041
May	2,968	2,759
June	3,914	4,185
July	6,922	6,321
August	8,721	7,844
September	10,860	10,147
October	12,689	10,324
November	14,605	11,509
December	16,326	13,438
January	17,119	
February	19,317	
March	20,643	
April	21,204	
May	21,204	
June	21,204	

QUALITY

	Quantity	Base Number	Contract	AT	Region	England
% of FP17s for the same patient ID Re-attending within 3 months - Children	131	2,389	5.5%	11.4%	12.1%	12.4%
% of FP17s for the same patient ID Re-attending within 3 months - Adults	717	6,576	10.9%	14.8%	15.9%	16.6%
% of FP17s for the same patient ID Re-attending between 3 & 9 months - Children	1,609	2,389	67.4%	55.6%	58.6%	57.5%
% of FP17s for the same patient ID Re-attending between 3 & 9 months - Adults	3,703	6,576	56.3%	48.1%	51.5%	50.4%
% of FP17s for Band 1 Urgent Courses	697	8,690	8.0%	8.4%	8.0%	9.1%
% of FP17s Relating to Free Repair or Replacements	26	8,690	0.3%	0.7%	0.8%	0.8%
% of FP17s Relating to Continuations	22	8,690	0.3%	1.0%	1.2%	1.3%
% of Patients satisfied with the dentistry they have received	7	7	N/A	93.2%	92.8%	92.7%
% of Patients satisfied with the time they had to wait for an appointment	7	7	N/A	87.4%	89.2%	88.8%

* This is based on patients treated on this contract for their most recent course of treatment. Figures in italics indicate the base number of FP17s or Patient Questionnaire responses are less than 100. N/A is shown where the base number of responses is less than 10 during the period. % is calculated as Quantity/Base number*100

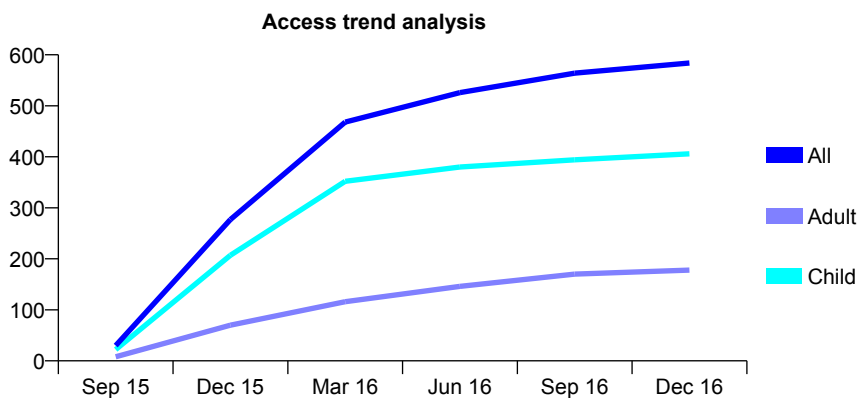
Q58 - Vital Signs At a Glance Contract Report for 118893/0001 - December 2016

Name or company name	The Dental Surgery
Contract type name	GDS Contract
Purpose of contract	General
Contract start date	30/06/2015
Contract end date	

16/17 Contracted general activity (UDA)	1,800
Carry forward general activity (UDA)	0
16/17 Contracted orthodontic activity (UOA)	0
Carry forward orthodontic activity (UOA)	0
Baseline contract value	£46,231.90

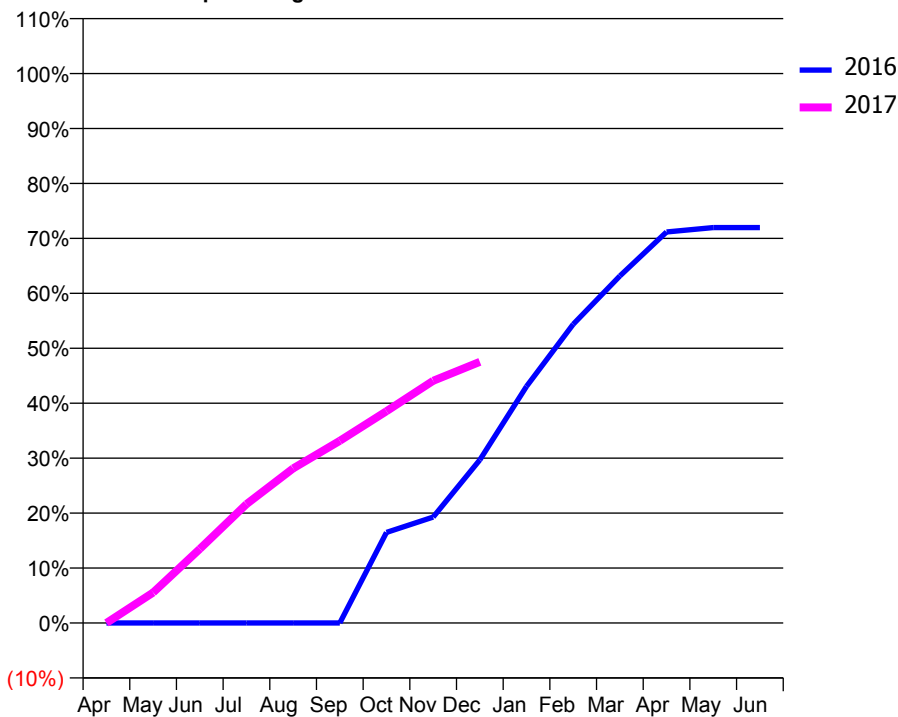
ACCESS*

Patients seen in 24 months	Total	Change since previous quarter
Quarter ending December 2015	277	
Quarter ending March 2016	468	↑
Quarter ending June 2016	526	↑
Quarter ending September 2016	564	↑
Quarter ending December 2016	584	↑
Variance since December 2015	110.8%	↑



ACTIVITY

Cumulative percentage of contracted UDA delivered 2016 & 2017



Month	Adjusted Scheduled Activity (UDA)	
	2016	2017
April	0	0
May	0	100
June	0	243
July	0	390
August	0	506
September	0	597
October	204	694
November	239	794
December	368	856
January	533	
February	673	
March	782	
April	881	
May	891	
June	891	

QUALITY

	Quantity	Base Number	Contract	AT	Region	England
% of FP17s for the same patient ID Re-attending within 3 months - Children	20	484	4.1%	11.4%	12.1%	12.4%
% of FP17s for the same patient ID Re-attending within 3 months - Adults	5	131	3.8%	14.8%	15.9%	16.6%
% of FP17s for the same patient ID Re-attending between 3 & 9 months - Children	301	484	62.2%	55.6%	58.6%	57.5%
% of FP17s for the same patient ID Re-attending between 3 & 9 months - Adults	67	131	51.1%	48.1%	51.5%	50.4%
% of FP17s for Band 1 Urgent Courses	23	553	4.2%	8.4%	8.0%	9.1%
% of FP17s Relating to Free Repair or Replacements	0	553	0.0%	0.7%	0.8%	0.8%
% of FP17s Relating to Continuations	2	553	0.4%	1.0%	1.2%	1.3%
% of Patients satisfied with the dentistry they have received	0	0	N/A	93.2%	92.8%	92.7%
% of Patients satisfied with the time they had to wait for an appointment	0	0	N/A	87.4%	89.2%	88.8%

* This is based on patients treated on this contract for their most recent course of treatment. Figures in italics indicate the base number of FP17s or Patient Questionnaire responses are less than 100. N/A is shown where the base number of responses is less than 10 during the period. % is calculated as Quantity/Base number*100

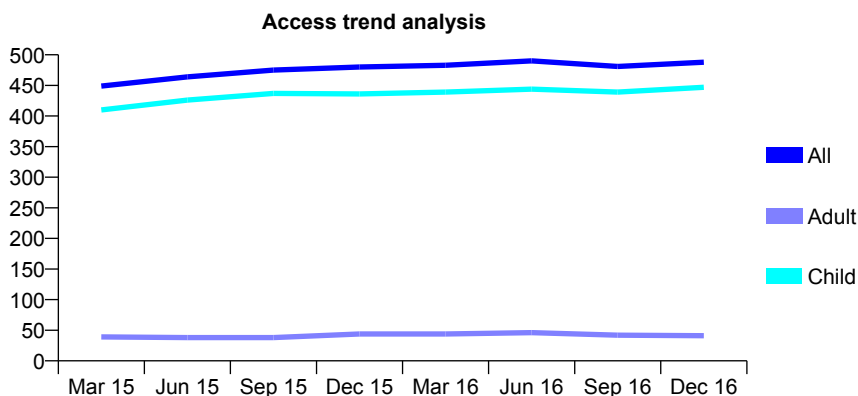
Q58 - Vital Signs At a Glance Contract Report for 118982/0001 - December 2016

Name or company name	St Peter's Lodge Dental Practice
Contract type name	GDS Contract
Purpose of contract	General
Contract start date	01/08/2010
Contract end date	

16/17 Contracted general activity (UDA)	810
Carry forward general activity (UDA)	-4
16/17 Contracted orthodontic activity (UOA)	0
Carry forward orthodontic activity (UOA)	0
Baseline contract value	£17,652.63

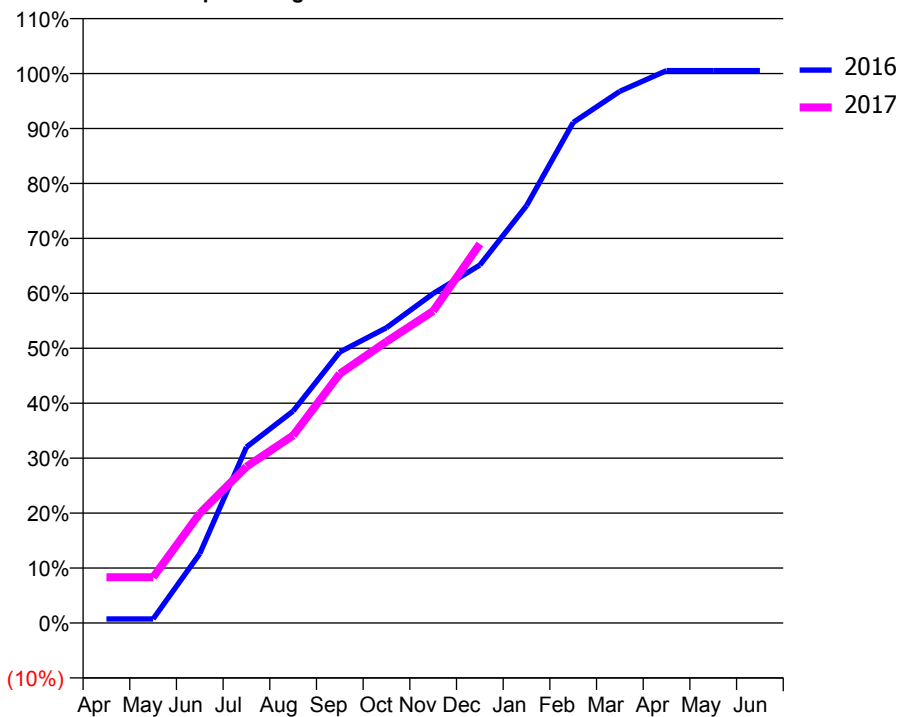
ACCESS*

Patients seen in 24 months	Total	Change since previous quarter
Quarter ending December 2015	480	
Quarter ending March 2016	483	→
Quarter ending June 2016	490	→
Quarter ending September 2016	481	↓
Quarter ending December 2016	488	→
Variance since December 2015	1.7%	→



ACTIVITY

Cumulative percentage of contracted UDA delivered 2016 & 2017



Month	Adjusted Scheduled Activity (UDA)	
	2016	2017
April	6	68
May	6	68
June	102	162
July	259	230
August	312	276
September	400	367
October	435	415
November	486	460
December	528	559
January	615	
February	738	
March	784	
April	814	
May	814	
June	814	

QUALITY

	Quantity	Base Number	Contract	AT	Region	England
% of FP17s for the same patient ID Re-attending within 3 months - Children	18	457	3.9%	11.4%	12.1%	12.4%
% of FP17s for the same patient ID Re-attending within 3 months - Adults	0	9	0.0%	14.8%	15.9%	16.6%
% of FP17s for the same patient ID Re-attending between 3 & 9 months - Children	265	457	58.0%	55.6%	58.6%	57.5%
% of FP17s for the same patient ID Re-attending between 3 & 9 months - Adults	4	9	44.4%	48.1%	51.5%	50.4%
% of FP17s for Band 1 Urgent Courses	9	439	2.1%	8.4%	8.0%	9.1%
% of FP17s Relating to Free Repair or Replacements	0	439	0.0%	0.7%	0.8%	0.8%
% of FP17s Relating to Continuations	0	439	0.0%	1.0%	1.2%	1.3%
% of Patients satisfied with the dentistry they have received	0	0	N/A	93.2%	92.8%	92.7%
% of Patients satisfied with the time they had to wait for an appointment	0	0	N/A	87.4%	89.2%	88.8%

* This is based on patients treated on this contract for their most recent course of treatment. Figures in italics indicate the base number of FP17s or Patient Questionnaire responses are less than 100. N/A is shown where the base number of responses is less than 10 during the period. % is calculated as Quantity/Base number*100

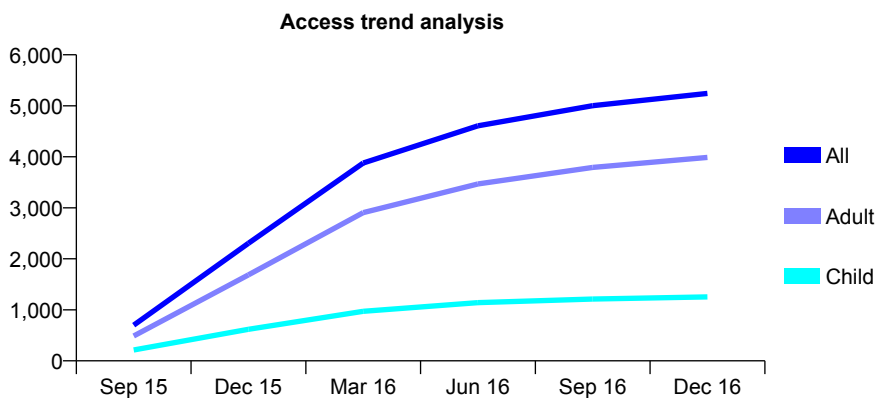
Q58 - Vital Signs At a Glance Contract Report for 120480/0001 - December 2016

Name or company name	Park View Dental Care
Contract type name	GDS Contract
Purpose of contract	General
Contract start date	01/08/2015
Contract end date	

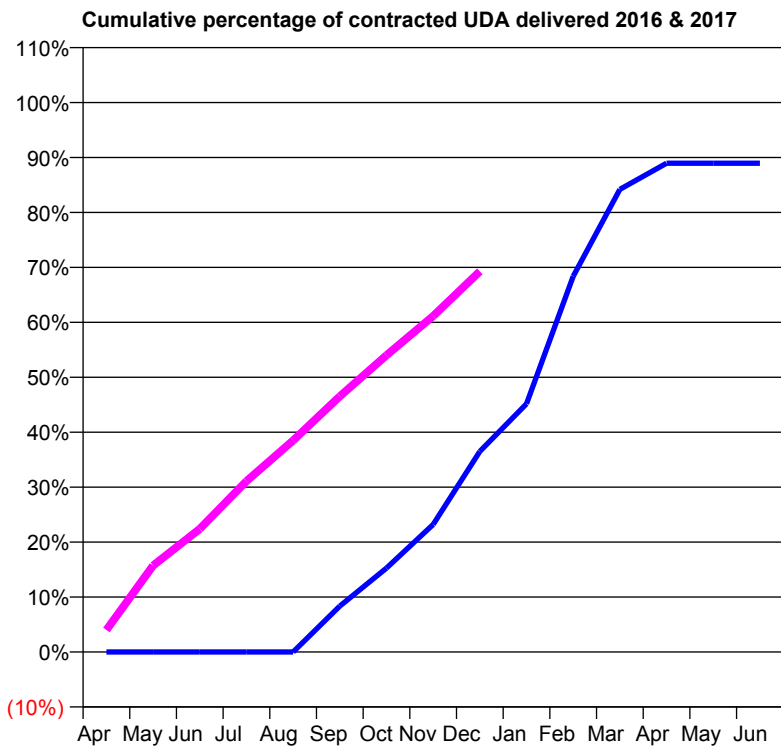
16/17 Contracted general activity (UDA)	19,576
Carry forward general activity (UDA)	-135
16/17 Contracted orthodontic activity (UOA)	0
Carry forward orthodontic activity (UOA)	0
Baseline contract value	£500,243.09

ACCESS*

Patients seen in 24 months	Total	Change since previous quarter
Quarter ending December 2015	2,305	
Quarter ending March 2016	3,879	↑
Quarter ending June 2016	4,609	↑
Quarter ending September 2016	5,003	↑
Quarter ending December 2016	5,242	↑
Variance since December 2015	127.4%	↑



ACTIVITY



Month	Adjusted Scheduled Activity (UDA)	
	2016	2017
April	0	785
May	0	3,082
June	0	4,389
July	0	6,088
August	0	7,535
September	1,191	9,111
October	2,179	10,571
November	3,310	11,968
December	5,207	13,562
January	6,442	
February	9,753	
March	12,009	
April	12,687	
May	12,688	
June	12,688	

QUALITY

	Quantity	Base Number	Contract	AT	Region	England
% of FP17s for the same patient ID Re-attending within 3 months - Children	102	1,153	8.8%	11.4%	12.1%	12.4%
% of FP17s for the same patient ID Re-attending within 3 months - Adults	886	4,201	21.1%	14.8%	15.9%	16.6%
% of FP17s for the same patient ID Re-attending between 3 & 9 months - Children	383	1,153	33.2%	55.6%	58.6%	57.5%
% of FP17s for the same patient ID Re-attending between 3 & 9 months - Adults	1,608	4,201	38.3%	48.1%	51.5%	50.4%
% of FP17s for Band 1 Urgent Courses	695	5,138	13.5%	8.4%	8.0%	9.1%
% of FP17s Relating to Free Repair or Replacements	72	5,138	1.4%	0.7%	0.8%	0.8%
% of FP17s Relating to Continuations	162	5,138	3.2%	1.0%	1.2%	1.3%
% of Patients satisfied with the dentistry they have received	8	8	N/A	93.2%	92.8%	92.7%
% of Patients satisfied with the time they had to wait for an appointment	8	8	N/A	87.4%	89.2%	88.8%

* This is based on patients treated on this contract for their most recent course of treatment. Figures in italics indicate the base number of FP17s or Patient Questionnaire responses are less than 100. N/A is shown where the base number of responses is less than 10 during the period. % is calculated as Quantity/Base number*100

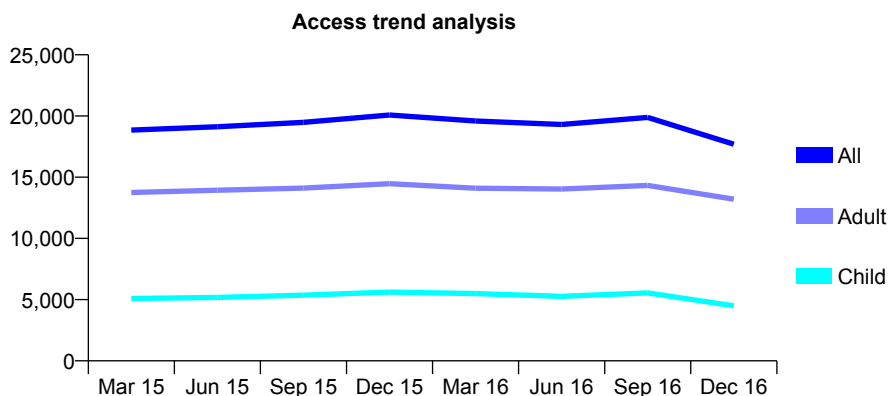
Q58 - Vital Signs At a Glance Contract Report for 121096/0001 - December 2016

Name or company name	Luton Centre Limited
Contract type name	GDS Contract
Purpose of contract	General
Contract start date	01/12/2007
Contract end date	

16/17 Contracted general activity (UDA)	47,677
Carry forward general activity (UDA)	0
16/17 Contracted orthodontic activity (UOA)	0
Carry forward orthodontic activity (UOA)	0
Baseline contract value	£1,300,859.34

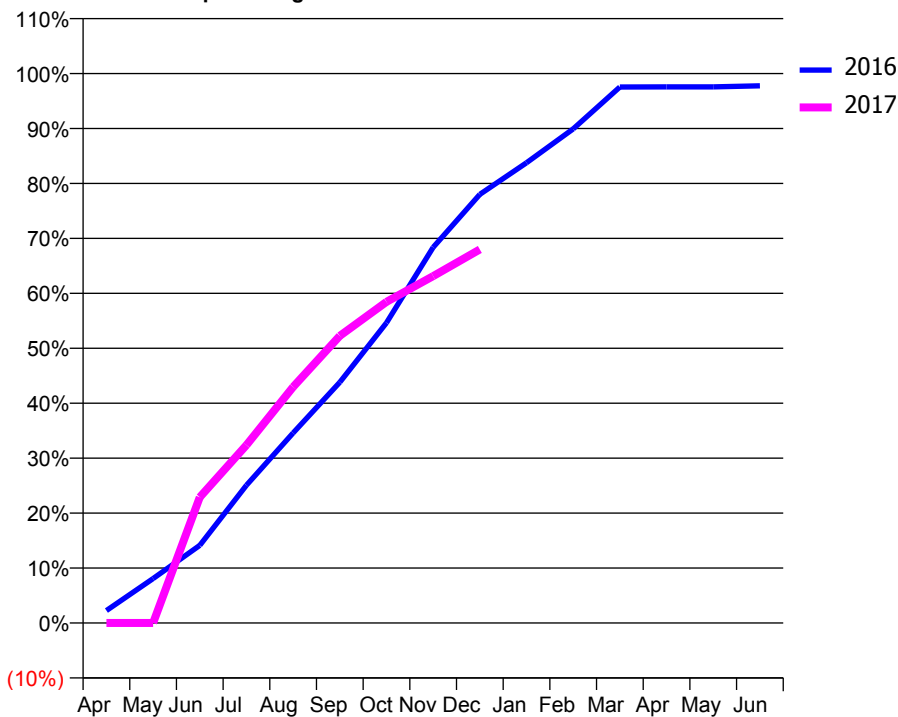
ACCESS*

Patients seen in 24 months	Total	Change since previous quarter
Quarter ending December 2015	20,087	
Quarter ending March 2016	19,587	↓
Quarter ending June 2016	19,310	↓
Quarter ending September 2016	19,884	↑
Quarter ending December 2016	17,696	↓
Variance since December 2015	(11.9%)	↓



ACTIVITY

Cumulative percentage of contracted UDA delivered 2016 & 2017



Month	Adjusted Scheduled Activity (UDA)	
	2016	2017
April	1,077	0
May	3,861	0
June	6,735	10,920
July	11,953	15,435
August	16,489	20,479
September	20,886	24,912
October	26,047	27,865
November	32,596	30,095
December	37,187	32,407
January	39,927	
February	42,867	
March	46,507	
April	46,510	
May	46,510	
June	46,608	

QUALITY

	Quantity	Base Number	Contract	AT	Region	England
% of FP17s for the same patient ID Re-attending within 3 months - Children	217	4,833	4.5%	11.4%	12.1%	12.4%
% of FP17s for the same patient ID Re-attending within 3 months - Adults	621	10,171	6.1%	14.8%	15.9%	16.6%
% of FP17s for the same patient ID Re-attending between 3 & 9 months - Children	1,838	4,833	38.0%	55.6%	58.6%	57.5%
% of FP17s for the same patient ID Re-attending between 3 & 9 months - Adults	3,825	10,171	37.6%	48.1%	51.5%	50.4%
% of FP17s for Band 1 Urgent Courses	796	14,945	5.3%	8.4%	8.0%	9.1%
% of FP17s Relating to Free Repair or Replacements	72	14,945	0.5%	0.7%	0.8%	0.8%
% of FP17s Relating to Continuations	61	14,945	0.4%	1.0%	1.2%	1.3%
% of Patients satisfied with the dentistry they have received	5	6	N/A	93.2%	92.8%	92.7%
% of Patients satisfied with the time they had to wait for an appointment	5	6	N/A	87.4%	89.2%	88.8%

* This is based on patients treated on this contract for their most recent course of treatment. Figures in italics indicate the base number of FP17s or Patient Questionnaire responses are less than 100. N/A is shown where the base number of responses is less than 10 during the period. % is calculated as Quantity/Base number*100

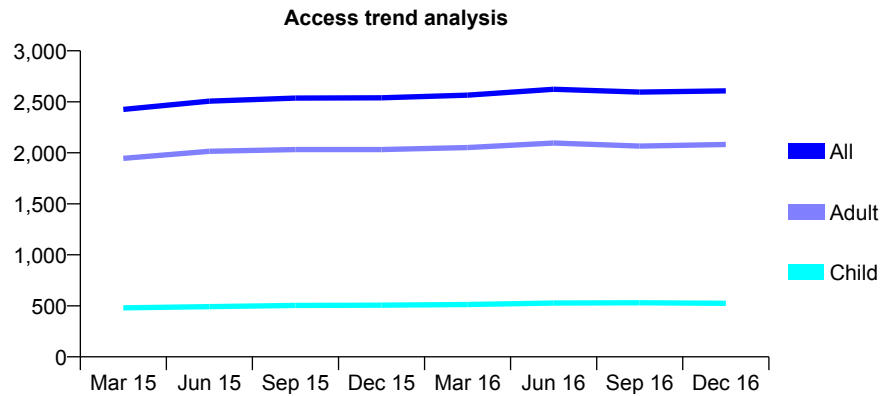
Q58 - Vital Signs At a Glance Contract Report for 121339/0001 - December 2016

Name or company name	Mr and Mrs Desai
Contract type name	GDS Contract
Purpose of contract	General
Contract start date	01/02/2013
Contract end date	

16/17 Contracted general activity (UDA)	6,300
Carry forward general activity (UDA)	123
16/17 Contracted orthodontic activity (UOA)	0
Carry forward orthodontic activity (UOA)	0
Baseline contract value	£139,925.22

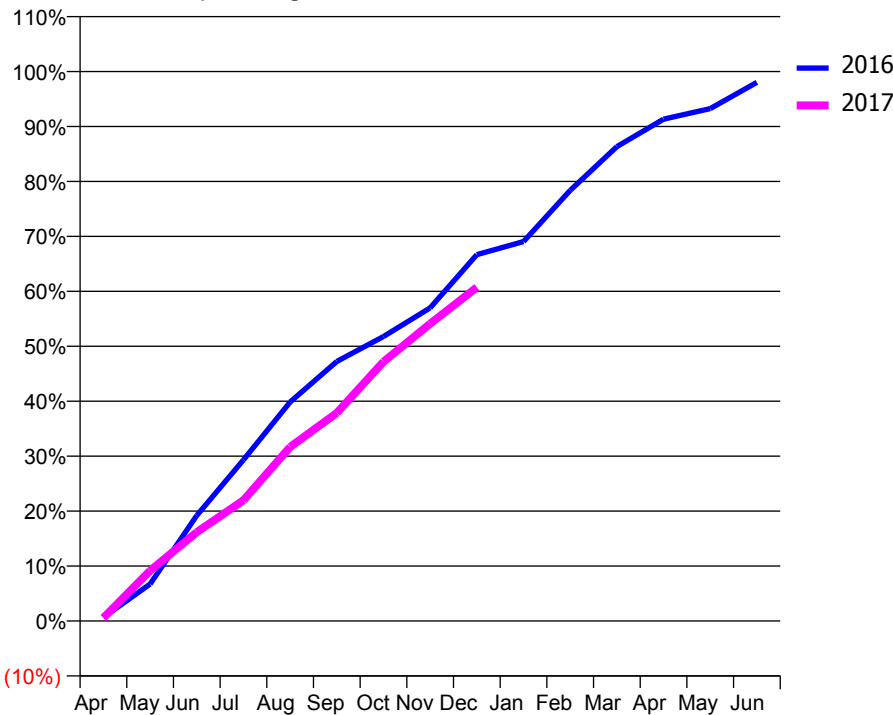
ACCESS*

Patients seen in 24 months	Total	Change since previous quarter
Quarter ending December 2015	2,539	
Quarter ending March 2016	2,565	→
Quarter ending June 2016	2,623	↑
Quarter ending September 2016	2,596	↓
Quarter ending December 2016	2,607	→
Variance since December 2015	2.7%	↑



ACTIVITY

Cumulative percentage of contracted UDA delivered 2016 & 2017



Month	Adjusted Scheduled Activity (UDA)	
	2016	2017
April	42	36
May	424	576
June	1,210	1,019
July	1,848	1,384
August	2,511	1,996
September	2,977	2,386
October	3,261	2,973
November	3,591	3,408
December	4,200	3,826
January	4,350	
February	4,937	
March	5,438	
April	5,754	
May	5,874	
June	6,176	

QUALITY

	Quantity	Base Number	Contract	AT	Region	England
% of FP17s for the same patient ID Re-attending within 3 months - Children	34	467	7.3%	11.4%	12.1%	12.4%
% of FP17s for the same patient ID Re-attending within 3 months - Adults	134	1,629	8.2%	14.8%	15.9%	16.6%
% of FP17s for the same patient ID Re-attending between 3 & 9 months - Children	187	467	40.0%	55.6%	58.6%	57.5%
% of FP17s for the same patient ID Re-attending between 3 & 9 months - Adults	719	1,629	44.1%	48.1%	51.5%	50.4%
% of FP17s for Band 1 Urgent Courses	28	1,767	1.6%	8.4%	8.0%	9.1%
% of FP17s Relating to Free Repair or Replacements	5	1,767	0.3%	0.7%	0.8%	0.8%
% of FP17s Relating to Continuations	24	1,767	1.4%	1.0%	1.2%	1.3%
% of Patients satisfied with the dentistry they have received	1	1	N/A	93.2%	92.8%	92.7%
% of Patients satisfied with the time they had to wait for an appointment	1	1	N/A	87.4%	89.2%	88.8%

* This is based on patients treated on this contract for their most recent course of treatment. Figures in italics indicate the base number of FP17s or Patient Questionnaire responses are less than 100. N/A is shown where the base number of responses is less than 10 during the period. % is calculated as Quantity/Base number*100

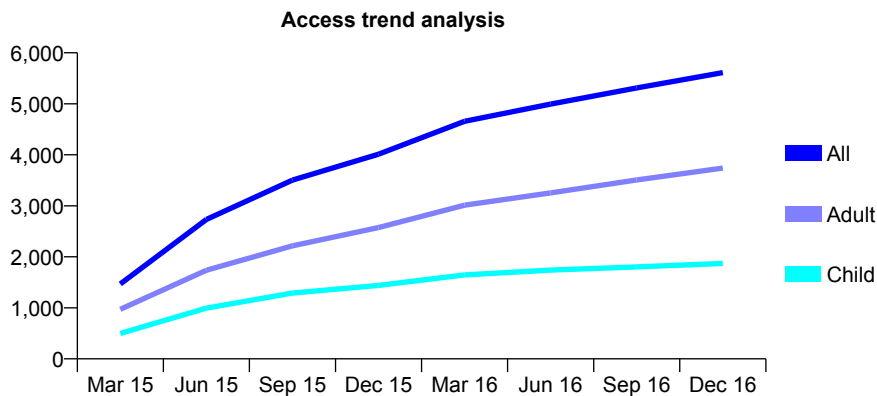
Q58 - Vital Signs At a Glance Contract Report for 122114/0001 - December 2016

Name or company name	Hudson's Dental Care
Contract type name	GDS Contract
Purpose of contract	General
Contract start date	01/01/2015
Contract end date	

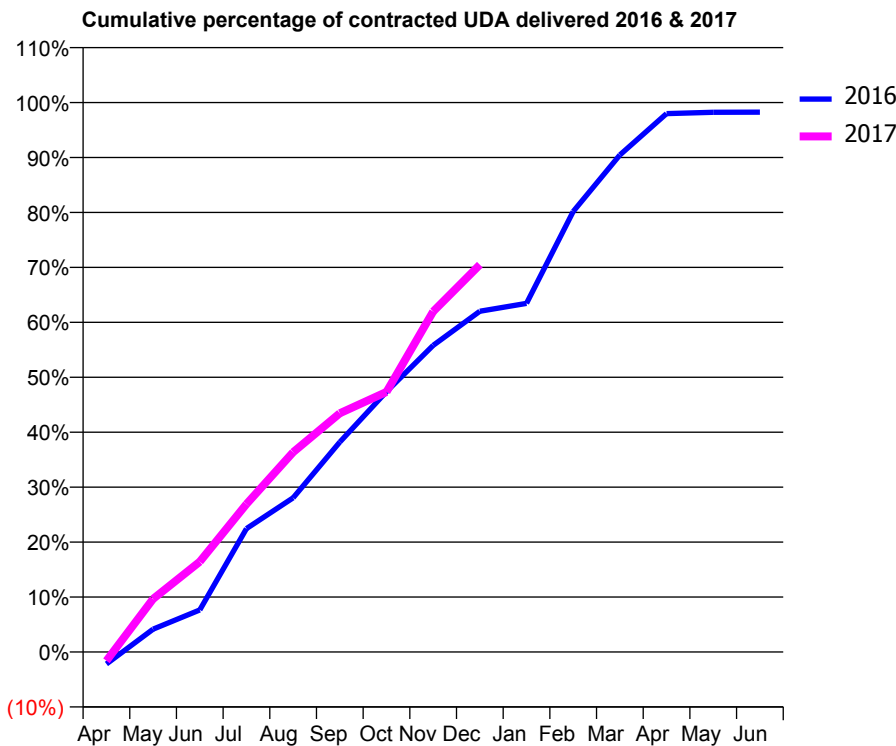
16/17 Contracted general activity (UDA)	12,720
Carry forward general activity (UDA)	206
16/17 Contracted orthodontic activity (UOA)	0
Carry forward orthodontic activity (UOA)	0
Baseline contract value	£267,739.81

ACCESS*

Patients seen in 24 months	Total	Change since previous quarter
Quarter ending December 2015	4,012	
Quarter ending March 2016	4,658	↑
Quarter ending June 2016	4,994	↑
Quarter ending September 2016	5,310	↑
Quarter ending December 2016	5,612	↑
Variance since December 2015	39.9%	↑



ACTIVITY



Month	Adjusted Scheduled Activity (UDA)	
	2016	2017
April	-280	-206
May	529	1,229
June	973	2,093
July	2,858	3,423
August	3,570	4,626
September	4,861	5,527
October	6,026	6,022
November	7,097	7,882
December	7,888	8,966
January	8,070	
February	10,197	
March	11,506	
April	12,462	
May	12,494	
June	12,495	

QUALITY

	Quantity	Base Number	Contract	AT	Region	England
% of FP17s for the same patient ID Re-attending within 3 months - Children	133	1,935	6.9%	11.4%	12.1%	12.4%
% of FP17s for the same patient ID Re-attending within 3 months - Adults	394	3,606	10.9%	14.8%	15.9%	16.6%
% of FP17s for the same patient ID Re-attending between 3 & 9 months - Children	1,034	1,935	53.4%	55.6%	58.6%	57.5%
% of FP17s for the same patient ID Re-attending between 3 & 9 months - Adults	1,732	3,606	48.0%	48.1%	51.5%	50.4%
% of FP17s for Band 1 Urgent Courses	306	5,069	6.0%	8.4%	8.0%	9.1%
% of FP17s Relating to Free Repair or Replacements	46	5,069	0.9%	0.7%	0.8%	0.8%
% of FP17s Relating to Continuations	99	5,069	2.0%	1.0%	1.2%	1.3%
% of Patients satisfied with the dentistry they have received	12	13	92.3%	93.2%	92.8%	92.7%
% of Patients satisfied with the time they had to wait for an appointment	8	13	61.5%	87.4%	89.2%	88.8%

* This is based on patients treated on this contract for their most recent course of treatment. Figures in italics indicate the base number of FP17s or Patient Questionnaire responses are less than 100. N/A is shown where the base number of responses is less than 10 during the period. % is calculated as Quantity/Base number*100

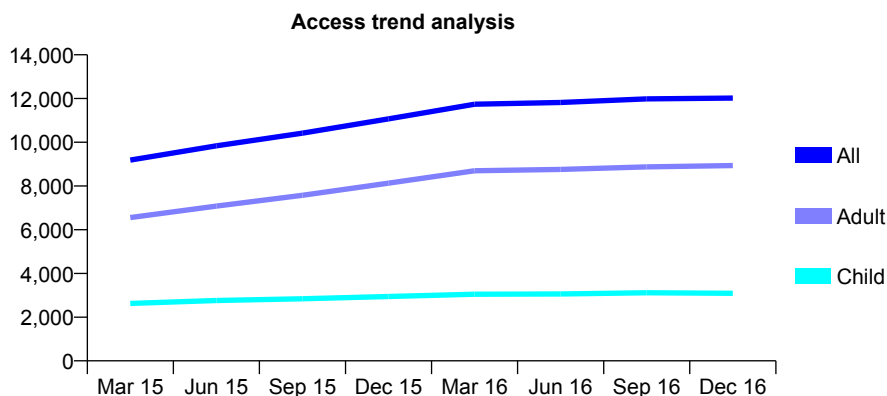
Q58 - Vital Signs At a Glance Contract Report for 122378/0001 - December 2016

Name or company name	Mr A Pangotra & Dr P Taneja
Contract type name	GDS Contract
Purpose of contract	General
Contract start date	01/04/2014
Contract end date	

16/17 Contracted general activity (UDA)	41,404
Carry forward general activity (UDA)	746
16/17 Contracted orthodontic activity (UOA)	0
Carry forward orthodontic activity (UOA)	0
Baseline contract value	£1,116,142.71

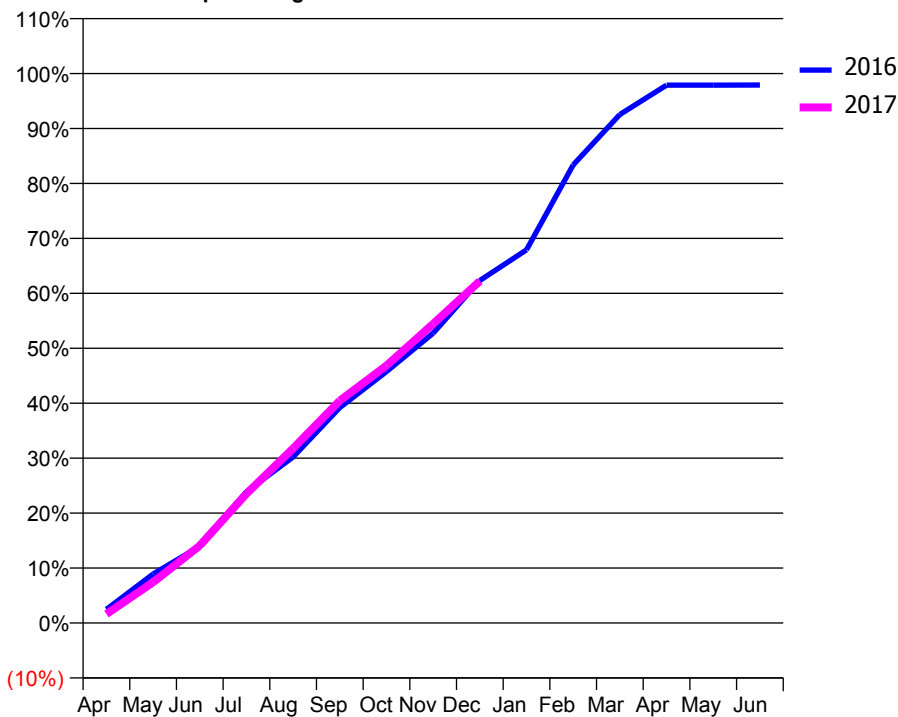
ACCESS*

Patients seen in 24 months	Total	Change since previous quarter
Quarter ending December 2015	11,071	
Quarter ending March 2016	11,742	↑
Quarter ending June 2016	11,820	→
Quarter ending September 2016	11,985	→
Quarter ending December 2016	12,020	→
Variance since December 2015	8.6%	↑



ACTIVITY

Cumulative percentage of contracted UDA delivered 2016 & 2017



Month	Adjusted Scheduled Activity (UDA)	
	2016	2017
April	1,028	681
May	3,694	3,067
June	5,787	5,829
July	9,891	9,736
August	12,510	13,162
September	16,228	16,754
October	18,946	19,392
November	21,838	22,537
December	25,810	25,766
January	28,117	
February	34,517	
March	38,316	
April	40,529	
May	40,529	
June	40,532	

QUALITY

	Quantity	Base Number	Contract	AT	Region	England
% of FP17s for the same patient ID Re-attending within 3 months - Children	254	3,551	7.2%	11.4%	12.1%	12.4%
% of FP17s for the same patient ID Re-attending within 3 months - Adults	1,264	8,610	14.7%	14.8%	15.9%	16.6%
% of FP17s for the same patient ID Re-attending between 3 & 9 months - Children	2,321	3,551	65.4%	55.6%	58.6%	57.5%
% of FP17s for the same patient ID Re-attending between 3 & 9 months - Adults	4,232	8,610	49.2%	48.1%	51.5%	50.4%
% of FP17s for Band 1 Urgent Courses	1,124	11,344	9.9%	8.4%	8.0%	9.1%
% of FP17s Relating to Free Repair or Replacements	40	11,344	0.4%	0.7%	0.8%	0.8%
% of FP17s Relating to Continuations	229	11,344	2.0%	1.0%	1.2%	1.3%
% of Patients satisfied with the dentistry they have received	11	11	100.0%	93.2%	92.8%	92.7%
% of Patients satisfied with the time they had to wait for an appointment	11	11	100.0%	87.4%	89.2%	88.8%

* This is based on patients treated on this contract for their most recent course of treatment. Figures in italics indicate the base number of FP17s or Patient Questionnaire responses are less than 100. N/A is shown where the base number of responses is less than 10 during the period. % is calculated as Quantity/Base number*100

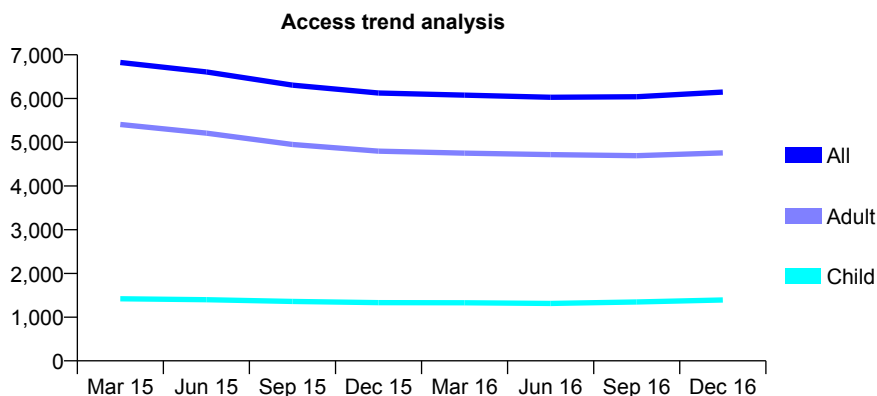
Q58 - Vital Signs At a Glance Contract Report for 124311/0001 - December 2016

Name or company name	Victoria Promenade Dental Practice
Contract type name	GDS Contract
Purpose of contract	General
Contract start date	01/04/2006
Contract end date	

16/17 Contracted general activity (UDA)	18,742
Carry forward general activity (UDA)	0
16/17 Contracted orthodontic activity (UOA)	0
Carry forward orthodontic activity (UOA)	0
Baseline contract value	£494,165.05

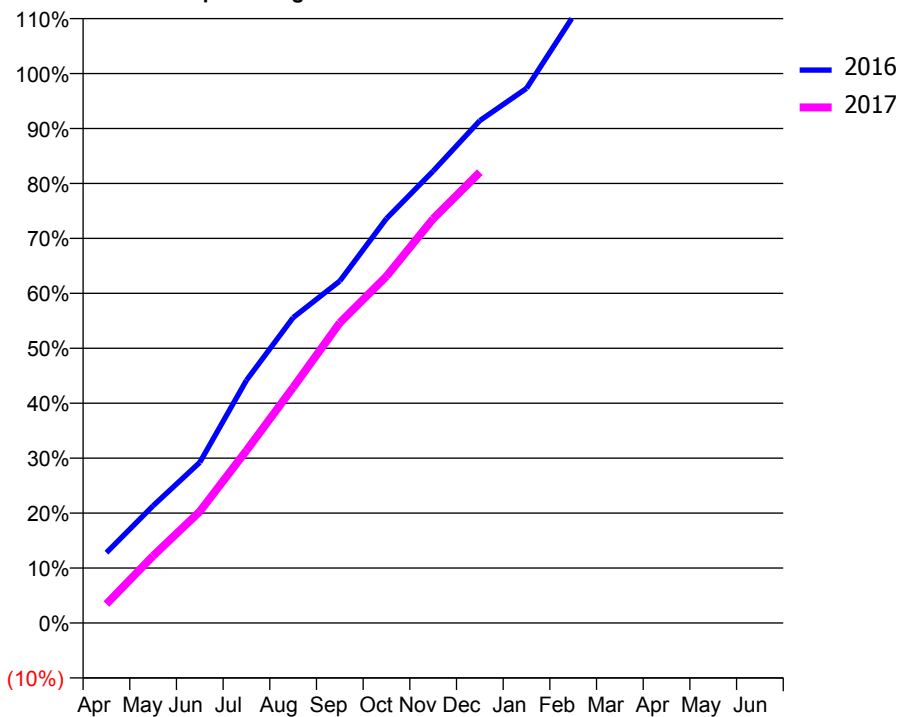
ACCESS*

Patients seen in 24 months	Total	Change since previous quarter
Quarter ending December 2015	6,127	
Quarter ending March 2016	6,078	→
Quarter ending June 2016	6,030	→
Quarter ending September 2016	6,041	→
Quarter ending December 2016	6,149	→
Variance since December 2015	0.4%	→



ACTIVITY

Cumulative percentage of contracted UDA delivered 2016 & 2017



Month	Adjusted Scheduled Activity (UDA)	
	2016	2017
April	2,399	650
May	3,999	2,289
June	5,477	3,806
July	8,281	5,884
August	10,419	8,033
September	11,662	10,238
October	13,796	11,827
November	15,416	13,789
December	17,133	15,376
January	18,234	
February	20,691	
March	22,545	
April	23,624	
May	23,970	
June	23,970	

QUALITY

	Quantity	Base Number	Contract	AT	Region	England
% of FP17s for the same patient ID Re-attending within 3 months - Children	152	1,599	9.5%	11.4%	12.1%	12.4%
% of FP17s for the same patient ID Re-attending within 3 months - Adults	761	5,349	14.2%	14.8%	15.9%	16.6%
% of FP17s for the same patient ID Re-attending between 3 & 9 months - Children	934	1,599	58.4%	55.6%	58.6%	57.5%
% of FP17s for the same patient ID Re-attending between 3 & 9 months - Adults	2,952	5,349	55.2%	48.1%	51.5%	50.4%
% of FP17s for Band 1 Urgent Courses	424	6,103	6.9%	8.4%	8.0%	9.1%
% of FP17s Relating to Free Repair or Replacements	86	6,103	1.4%	0.7%	0.8%	0.8%
% of FP17s Relating to Continuations	36	6,103	0.6%	1.0%	1.2%	1.3%
% of Patients satisfied with the dentistry they have received	4	5	N/A	93.2%	92.8%	92.7%
% of Patients satisfied with the time they had to wait for an appointment	4	5	N/A	87.4%	89.2%	88.8%

* This is based on patients treated on this contract for their most recent course of treatment. Figures in italics indicate the base number of FP17s or Patient Questionnaire responses are less than 100. N/A is shown where the base number of responses is less than 10 during the period. % is calculated as Quantity/Base number*100

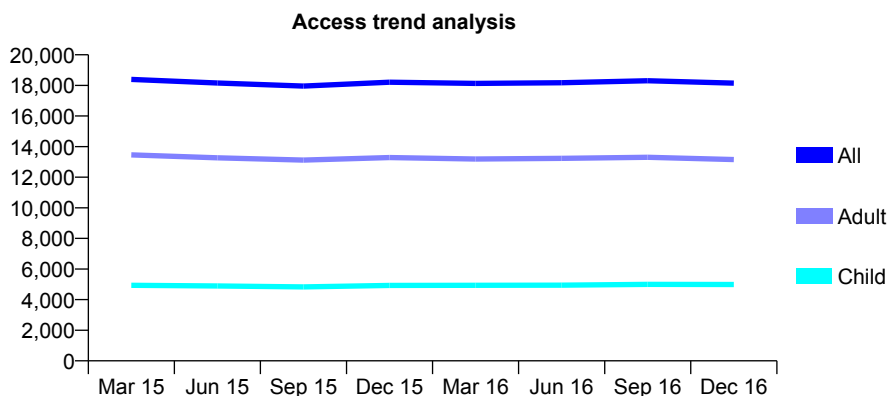
Q58 - Vital Signs At a Glance Contract Report for 126047/0001 - December 2016

Name or company name	Conation Partners Ltd
Contract type name	GDS Contract
Purpose of contract	General
Contract start date	01/11/2007
Contract end date	

16/17 Contracted general activity (UDA)	47,407
Carry forward general activity (UDA)	0
16/17 Contracted orthodontic activity (UOA)	0
Carry forward orthodontic activity (UOA)	0
Baseline contract value	£1,426,616.57

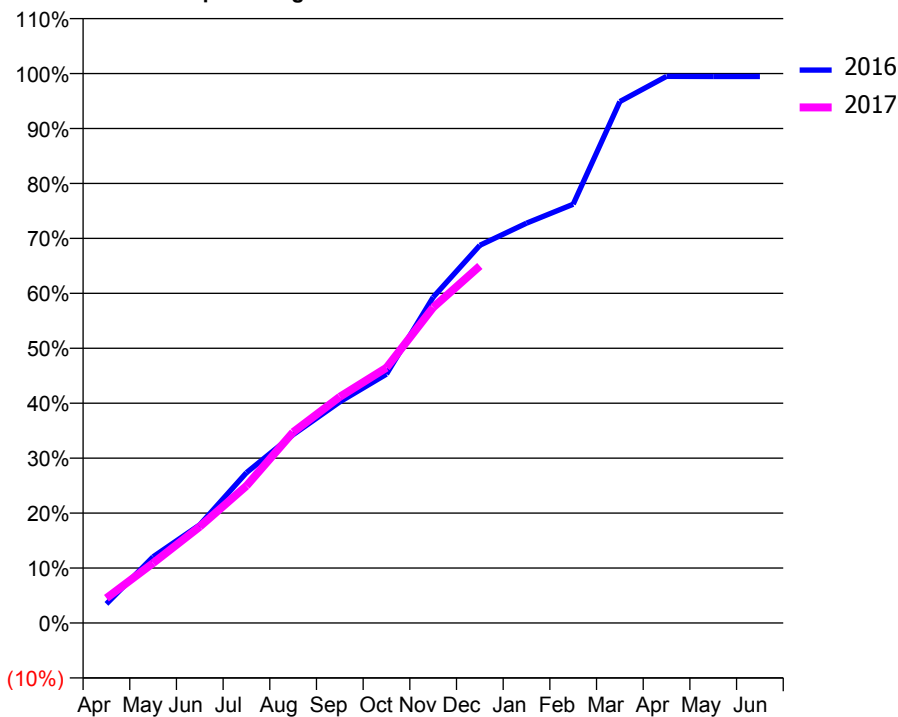
ACCESS*

Patients seen in 24 months	Total	Change since previous quarter
Quarter ending December 2015	18,208	
Quarter ending March 2016	18,133	→
Quarter ending June 2016	18,178	→
Quarter ending September 2016	18,301	→
Quarter ending December 2016	18,144	→
Variance since December 2015	(0.4%)	→



ACTIVITY

Cumulative percentage of contracted UDA delivered 2016 & 2017



Month	Adjusted Scheduled Activity (UDA)	
	2016	2017
April	1,646	2,148
May	5,709	5,172
June	8,473	8,314
July	12,976	11,827
August	16,254	16,468
September	19,082	19,516
October	21,473	22,021
November	28,107	27,224
December	32,583	30,800
January	34,490	
February	36,134	
March	44,986	
April	47,164	
May	47,154	
June	47,147	

QUALITY

	Quantity	Base Number	Contract	AT	Region	England
% of FP17s for the same patient ID Re-attending within 3 months - Children	182	5,304	3.4%	11.4%	12.1%	12.4%
% of FP17s for the same patient ID Re-attending within 3 months - Adults	815	11,096	7.3%	14.8%	15.9%	16.6%
% of FP17s for the same patient ID Re-attending between 3 & 9 months - Children	3,495	5,304	65.9%	55.6%	58.6%	57.5%
% of FP17s for the same patient ID Re-attending between 3 & 9 months - Adults	6,040	11,096	54.4%	48.1%	51.5%	50.4%
% of FP17s for Band 1 Urgent Courses	835	15,005	5.6%	8.4%	8.0%	9.1%
% of FP17s Relating to Free Repair or Replacements	94	15,005	0.6%	0.7%	0.8%	0.8%
% of FP17s Relating to Continuations	22	15,005	0.1%	1.0%	1.2%	1.3%
% of Patients satisfied with the dentistry they have received	19	19	100.0%	93.2%	92.8%	92.7%
% of Patients satisfied with the time they had to wait for an appointment	17	19	89.5%	87.4%	89.2%	88.8%

* This is based on patients treated on this contract for their most recent course of treatment. Figures in italics indicate the base number of FP17s or Patient Questionnaire responses are less than 100. N/A is shown where the base number of responses is less than 10 during the period. % is calculated as Quantity/Base number*100

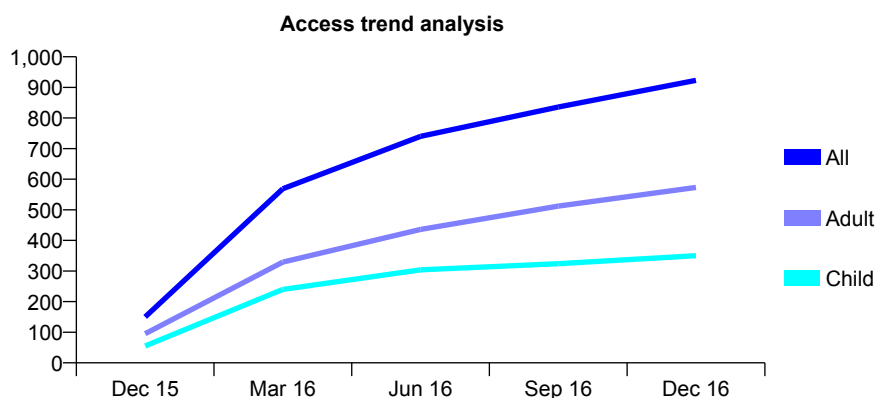
Q58 - Vital Signs At a Glance Contract Report for 127140/0001 - December 2016

Name or company name	Queen Street Dental Practice
Contract type name	GDS Contract
Purpose of contract	General
Contract start date	01/11/2015
Contract end date	

16/17 Contracted general activity (UDA)	3,550
Carry forward general activity (UDA)	0
16/17 Contracted orthodontic activity (UOA)	0
Carry forward orthodontic activity (UOA)	0
Baseline contract value	£89,624.80

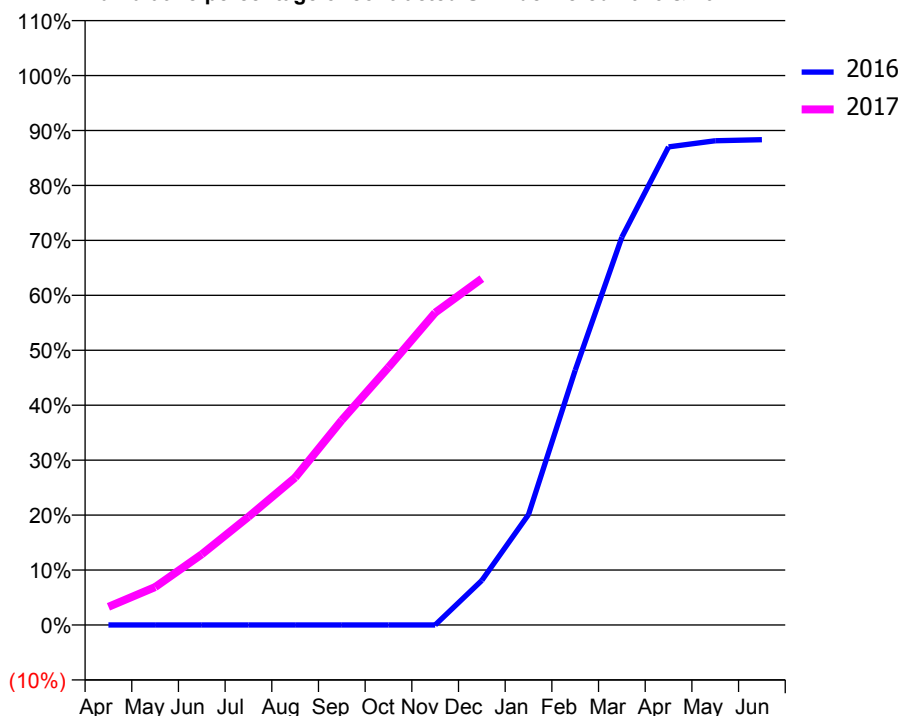
ACCESS*

Patients seen in 24 months	Total	Change since previous quarter
Quarter ending December 2015	150	
Quarter ending March 2016	569	↑
Quarter ending June 2016	740	↑
Quarter ending September 2016	836	↑
Quarter ending December 2016	923	↑
Variance since December 2015	515.3%	↑



ACTIVITY

Cumulative percentage of contracted UDA delivered 2016 & 2017



Month	Adjusted Scheduled Activity (UDA)	
	2016	2017
April	0	118
May	0	245
June	0	457
July	0	699
August	0	952
September	0	1,324
October	0	1,665
November	0	2,018
December	119	2,238
January	295	
February	681	
March	1,037	
April	1,278	
May	1,294	
June	1,297	

QUALITY

	Quantity	Base Number	Contract	AT	Region	England
% of FP17s for the same patient ID Re-attending within 3 months - Children	54	483	11.2%	11.4%	12.1%	12.4%
% of FP17s for the same patient ID Re-attending within 3 months - Adults	124	723	17.2%	14.8%	15.9%	16.6%
% of FP17s for the same patient ID Re-attending between 3 & 9 months - Children	272	483	56.3%	55.6%	58.6%	57.5%
% of FP17s for the same patient ID Re-attending between 3 & 9 months - Adults	316	723	43.7%	48.1%	51.5%	50.4%
% of FP17s for Band 1 Urgent Courses	84	1,089	7.7%	8.4%	8.0%	9.1%
% of FP17s Relating to Free Repair or Replacements	2	1,089	0.2%	0.7%	0.8%	0.8%
% of FP17s Relating to Continuations	6	1,089	0.6%	1.0%	1.2%	1.3%
% of Patients satisfied with the dentistry they have received	1	1	N/A	93.2%	92.8%	92.7%
% of Patients satisfied with the time they had to wait for an appointment	1	1	N/A	87.4%	89.2%	88.8%

* This is based on patients treated on this contract for their most recent course of treatment. Figures in italics indicate the base number of FP17s or Patient Questionnaire responses are less than 100. N/A is shown where the base number of responses is less than 10 during the period. % is calculated as Quantity/Base number*100

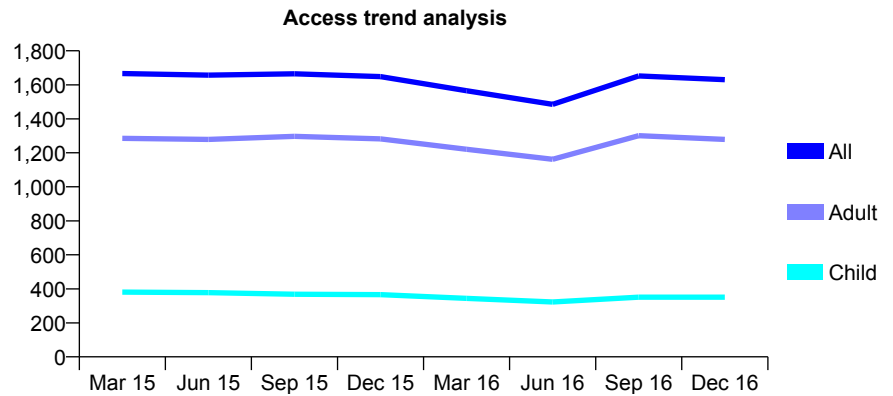
Q58 - Vital Signs At a Glance Contract Report for 127914/0001 - December 2016

Name or company name	Mr L Khuroya & Mr R Khuroya
Contract type name	GDS Contract
Purpose of contract	General
Contract start date	01/01/2012
Contract end date	

16/17 Contracted general activity (UDA)	2,841
Carry forward general activity (UDA)	0
16/17 Contracted orthodontic activity (UOA)	0
Carry forward orthodontic activity (UOA)	0
Baseline contract value	£75,302.85

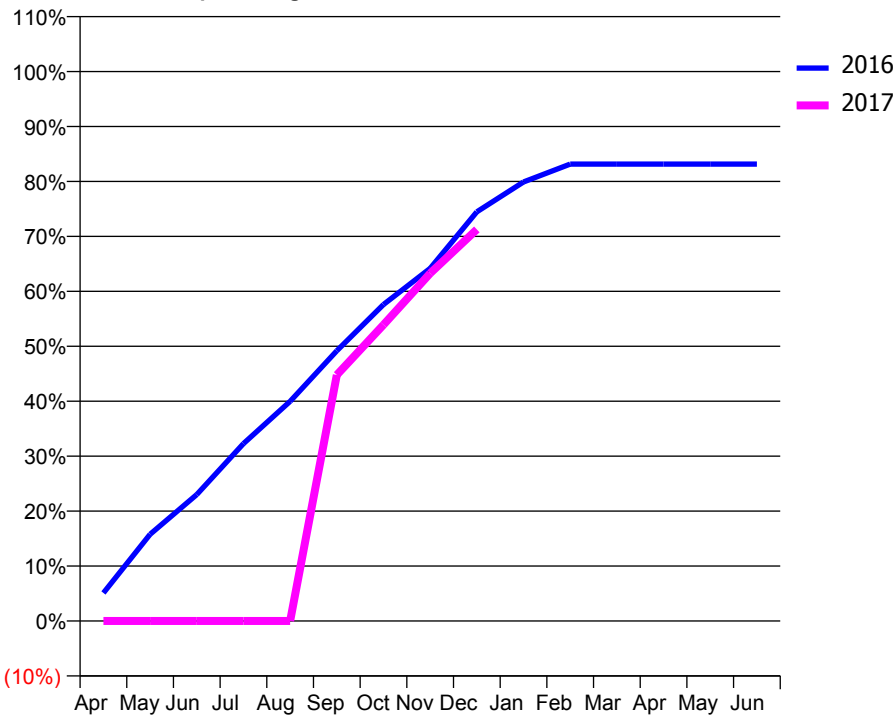
ACCESS*

Patients seen in 24 months	Total	Change since previous quarter
Quarter ending December 2015	1,648	
Quarter ending March 2016	1,565	↓
Quarter ending June 2016	1,485	↓
Quarter ending September 2016	1,652	↑
Quarter ending December 2016	1,630	↓
Variance since December 2015	(1.1%)	↓



ACTIVITY

Cumulative percentage of contracted UDA delivered 2016 & 2017



Month	Adjusted Scheduled Activity (UDA)	
	2016	2017
April	145	0
May	448	0
June	654	0
July	917	0
August	1,136	0
September	1,397	1,272
October	1,636	1,532
November	1,823	1,797
December	2,115	2,024
January	2,270	
February	2,362	
March	2,362	
April	2,362	
May	2,362	
June	2,362	

QUALITY

	Quantity	Base Number	Contract	AT	Region	England
% of FP17s for the same patient ID Re-attending within 3 months - Children	8	350	2.3%	11.4%	12.1%	12.4%
% of FP17s for the same patient ID Re-attending within 3 months - Adults	52	1,083	4.8%	14.8%	15.9%	16.6%
% of FP17s for the same patient ID Re-attending between 3 & 9 months - Children	110	350	31.4%	55.6%	58.6%	57.5%
% of FP17s for the same patient ID Re-attending between 3 & 9 months - Adults	252	1,083	23.3%	48.1%	51.5%	50.4%
% of FP17s for Band 1 Urgent Courses	72	1,129	6.4%	8.4%	8.0%	9.1%
% of FP17s Relating to Free Repair or Replacements	0	1,129	0.0%	0.7%	0.8%	0.8%
% of FP17s Relating to Continuations	0	1,129	0.0%	1.0%	1.2%	1.3%
% of Patients satisfied with the dentistry they have received	0	0	N/A	93.2%	92.8%	92.7%
% of Patients satisfied with the time they had to wait for an appointment	0	0	N/A	87.4%	89.2%	88.8%

* This is based on patients treated on this contract for their most recent course of treatment. Figures in italics indicate the base number of FP17s or Patient Questionnaire responses are less than 100. N/A is shown where the base number of responses is less than 10 during the period. % is calculated as Quantity/Base number*100

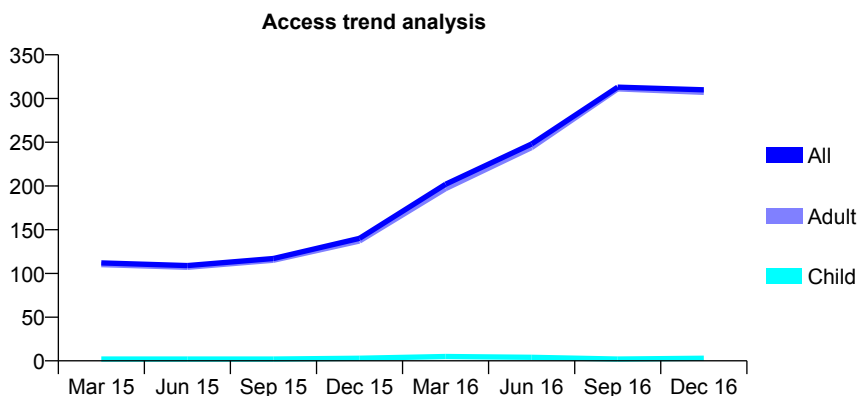
Q58 - Vital Signs At a Glance Contract Report for 128775/0001 - December 2016

Name or company name	MOS Hertfordshire LTD
Contract type name	PDS Contract
Purpose of contract	General
Contract start date	01/11/2012
Contract end date	31/03/2018

16/17 Contracted general activity (UDA)	727
Carry forward general activity (UDA)	0
16/17 Contracted orthodontic activity (UOA)	0
Carry forward orthodontic activity (UOA)	0
Baseline contract value	£62,000.75

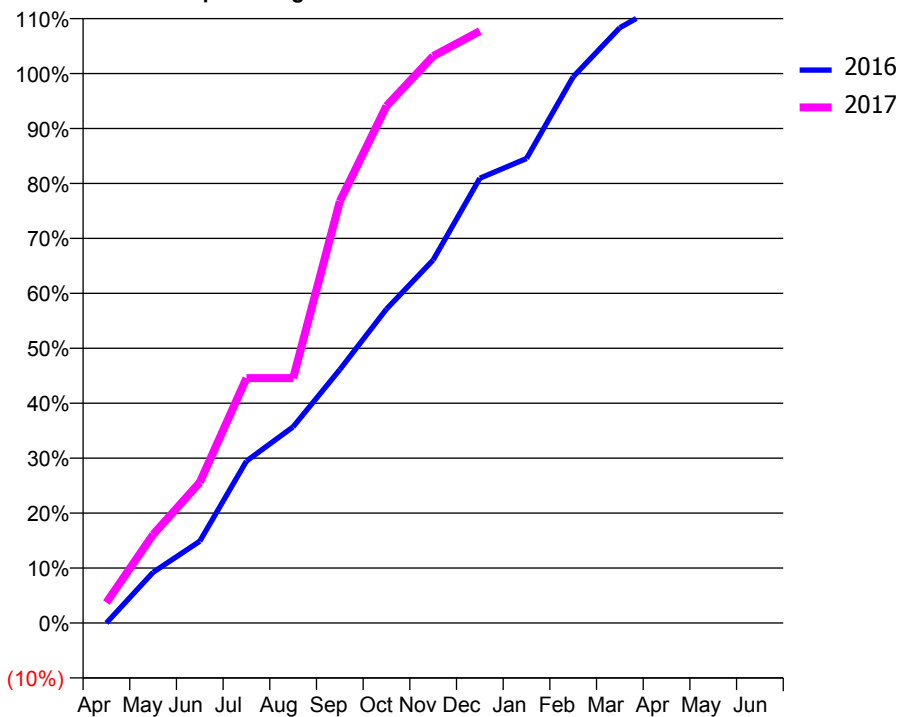
ACCESS*

Patients seen in 24 months	Total	Change since previous quarter
Quarter ending December 2015	140	
Quarter ending March 2016	202	↑
Quarter ending June 2016	248	↑
Quarter ending September 2016	313	↑
Quarter ending December 2016	310	→
Variance since December 2015	121.4%	↑



ACTIVITY

Cumulative percentage of contracted UDA delivered 2016 & 2017



Month	Adjusted Scheduled Activity (UDA)	
	2016	2017
April	0	27
May	93	117
June	150	186
July	297	324
August	360	324
September	465	558
October	576	684
November	666	750
December	816	783
January	852	
February	1,002	
March	1,092	
April	1,140	
May	1,140	
June	1,140	

QUALITY

	Quantity	Base Number	Contract	AT	Region	England
% of FP17s for the same patient ID Re-attending within 3 months - Children	0	4	0.0%	11.4%	12.1%	12.4%
% of FP17s for the same patient ID Re-attending within 3 months - Adults	7	272	2.6%	14.8%	15.9%	16.6%
% of FP17s for the same patient ID Re-attending between 3 & 9 months - Children	0	4	0.0%	55.6%	58.6%	57.5%
% of FP17s for the same patient ID Re-attending between 3 & 9 months - Adults	2	272	0.7%	48.1%	51.5%	50.4%
% of FP17s for Band 1 Urgent Courses	0	261	0.0%	8.4%	8.0%	9.1%
% of FP17s Relating to Free Repair or Replacements	0	261	0.0%	0.7%	0.8%	0.8%
% of FP17s Relating to Continuations	0	261	0.0%	1.0%	1.2%	1.3%
% of Patients satisfied with the dentistry they have received	2	2	N/A	93.2%	92.8%	92.7%
% of Patients satisfied with the time they had to wait for an appointment	2	2	N/A	87.4%	89.2%	88.8%

* This is based on patients treated on this contract for their most recent course of treatment. Figures in italics indicate the base number of FP17s or Patient Questionnaire responses are less than 100. N/A is shown where the base number of responses is less than 10 during the period. % is calculated as Quantity/Base number*100

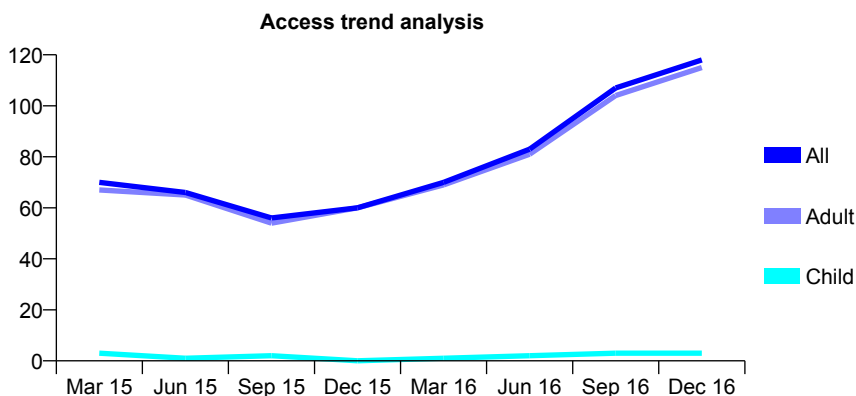
Q58 - Vital Signs At a Glance Contract Report for 128775/0002 - December 2016

Name or company name	MOS Hertfordshire LTD
Contract type name	PDS Contract
Purpose of contract	General
Contract start date	01/11/2012
Contract end date	31/03/2018

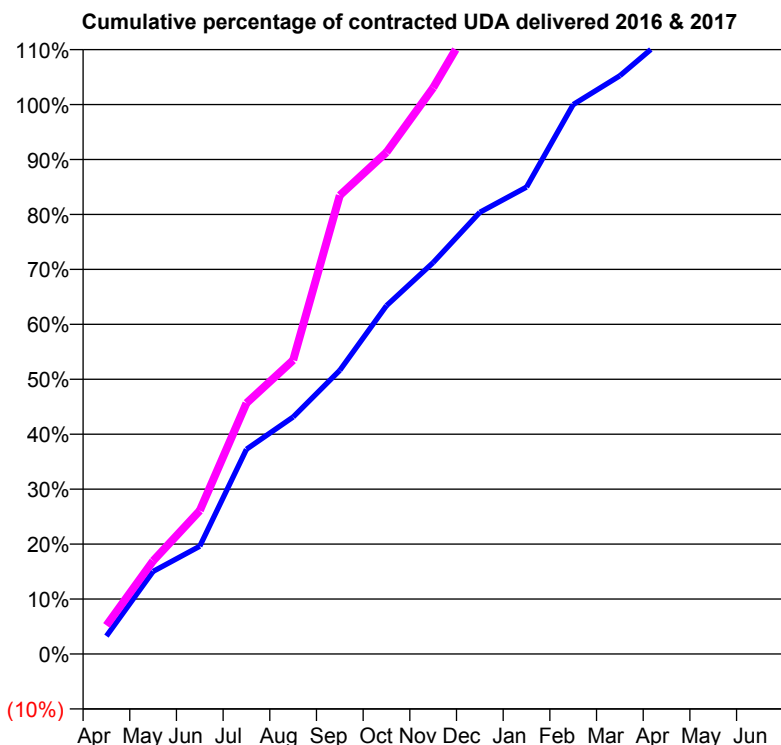
16/17 Contracted general activity (UDA)	230
Carry forward general activity (UDA)	0
16/17 Contracted orthodontic activity (UOA)	0
Carry forward orthodontic activity (UOA)	0
Baseline contract value	£23,800.75

ACCESS*

Patients seen in 24 months	Total	Change since previous quarter
Quarter ending December 2015	60	
Quarter ending March 2016	70	↑
Quarter ending June 2016	83	↑
Quarter ending September 2016	107	↑
Quarter ending December 2016	118	↑
Variance since December 2015	96.7%	↑



ACTIVITY



Month	Adjusted Scheduled Activity (UDA)	
	2016	2017
April	15	12
May	69	39
June	90	60
July	171	105
August	198	123
September	237	192
October	291	210
November	327	237
December	369	270
January	390	
February	459	
March	483	
April	516	
May	519	
June	519	

QUALITY

	Quantity	Base Number	Contract	AT	Region	England
% of FP17s for the same patient ID Re-attending within 3 months - Children	0	3	0.0%	11.4%	12.1%	12.4%
% of FP17s for the same patient ID Re-attending within 3 months - Adults	0	99	0.0%	14.8%	15.9%	16.6%
% of FP17s for the same patient ID Re-attending between 3 & 9 months - Children	0	3	0.0%	55.6%	58.6%	57.5%
% of FP17s for the same patient ID Re-attending between 3 & 9 months - Adults	1	99	1.0%	48.1%	51.5%	50.4%
% of FP17s for Band 1 Urgent Courses	0	90	0.0%	8.4%	8.0%	9.1%
% of FP17s Relating to Free Repair or Replacements	0	90	0.0%	0.7%	0.8%	0.8%
% of FP17s Relating to Continuations	0	90	0.0%	1.0%	1.2%	1.3%
% of Patients satisfied with the dentistry they have received	0	0	N/A	93.2%	92.8%	92.7%
% of Patients satisfied with the time they had to wait for an appointment	0	0	N/A	87.4%	89.2%	88.8%

* This is based on patients treated on this contract for their most recent course of treatment. Figures in italics indicate the base number of FP17s or Patient Questionnaire responses are less than 100. N/A is shown where the base number of responses is less than 10 during the period. % is calculated as Quantity/Base number*100

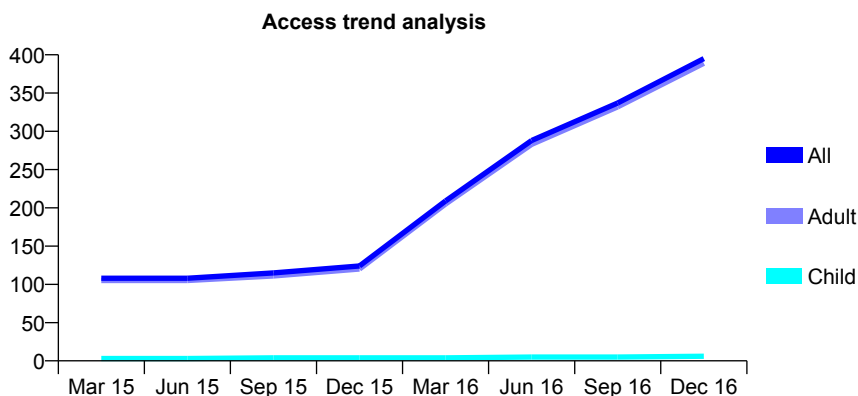
Q58 - Vital Signs At a Glance Contract Report for 128775/0003 - December 2016

Name or company name	MOS Hertfordshire LTD
Contract type name	PDS Contract
Purpose of contract	General
Contract start date	01/11/2012
Contract end date	31/03/2018

16/17 Contracted general activity (UDA)	787
Carry forward general activity (UDA)	0
16/17 Contracted orthodontic activity (UOA)	0
Carry forward orthodontic activity (UOA)	0
Baseline contract value	£55,934.10

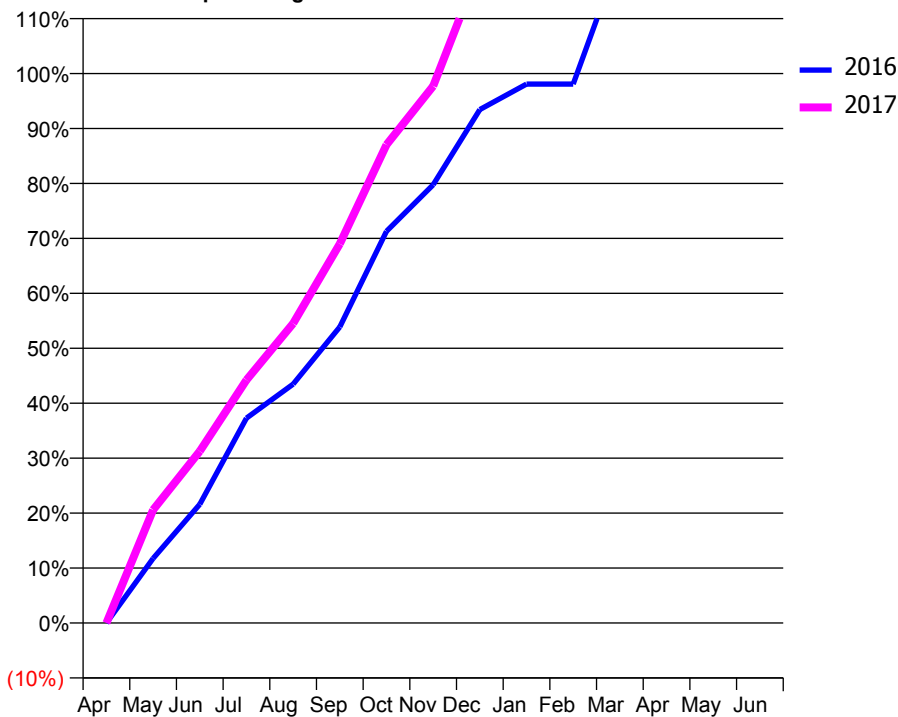
ACCESS*

Patients seen in 24 months	Total	Change since previous quarter
Quarter ending December 2015	124	
Quarter ending March 2016	209	↑
Quarter ending June 2016	288	↑
Quarter ending September 2016	337	↑
Quarter ending December 2016	395	↑
Variance since December 2015	218.5%	↑



ACTIVITY

Cumulative percentage of contracted UDA delivered 2016 & 2017



Month	Adjusted Scheduled Activity (UDA)	
	2016	2017
April	0	0
May	129	162
June	237	246
July	409	348
August	477	429
September	591	543
October	782	685
November	875	769
December	1,025	940
January	1,076	
February	1,076	
March	1,331	
April	1,403	
May	1,421	
June	1,421	

QUALITY

	Quantity	Base Number	Contract	AT	Region	England
% of FP17s for the same patient ID Re-attending within 3 months - Children	0	10	0.0%	11.4%	12.1%	12.4%
% of FP17s for the same patient ID Re-attending within 3 months - Adults	2	334	0.6%	14.8%	15.9%	16.6%
% of FP17s for the same patient ID Re-attending between 3 & 9 months - Children	0	10	0.0%	55.6%	58.6%	57.5%
% of FP17s for the same patient ID Re-attending between 3 & 9 months - Adults	4	334	1.2%	48.1%	51.5%	50.4%
% of FP17s for Band 1 Urgent Courses	0	314	0.0%	8.4%	8.0%	9.1%
% of FP17s Relating to Free Repair or Replacements	0	314	0.0%	0.7%	0.8%	0.8%
% of FP17s Relating to Continuations	0	314	0.0%	1.0%	1.2%	1.3%
% of Patients satisfied with the dentistry they have received	0	0	N/A	93.2%	92.8%	92.7%
% of Patients satisfied with the time they had to wait for an appointment	0	0	N/A	87.4%	89.2%	88.8%

* This is based on patients treated on this contract for their most recent course of treatment. Figures in italics indicate the base number of FP17s or Patient Questionnaire responses are less than 100. N/A is shown where the base number of responses is less than 10 during the period. % is calculated as Quantity/Base number*100

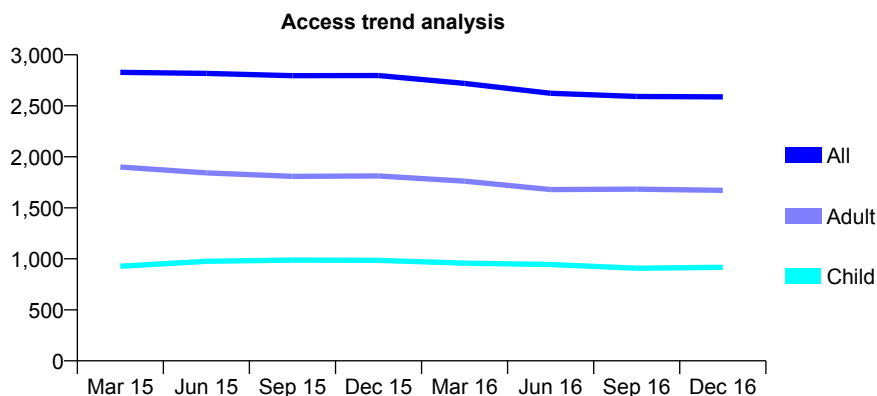
Q58 - Vital Signs At a Glance Contract Report for 129151/0002 - December 2016

Name or company name	Bargain Dentist.Com Limited
Contract type name	GDS Contract
Purpose of contract	General
Contract start date	01/04/2009
Contract end date	

16/17 Contracted general activity (UDA)	7,808
Carry forward general activity (UDA)	92
16/17 Contracted orthodontic activity (UOA)	0
Carry forward orthodontic activity (UOA)	0
Baseline contract value	£230,139.83

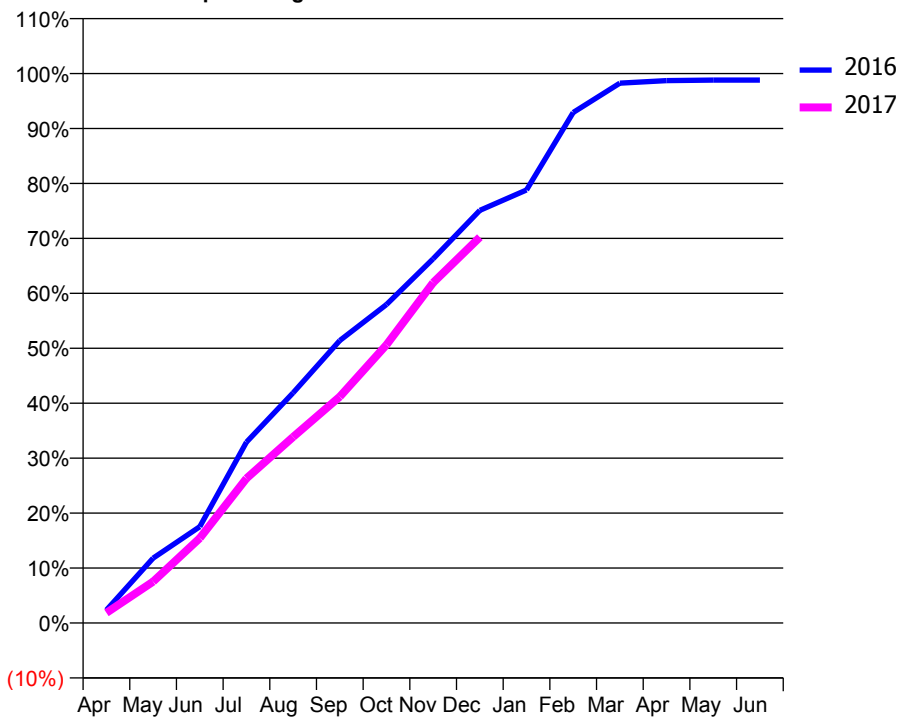
ACCESS*

Patients seen in 24 months	Total	Change since previous quarter
Quarter ending December 2015	2,797	
Quarter ending March 2016	2,719	↓
Quarter ending June 2016	2,623	↓
Quarter ending September 2016	2,591	↓
Quarter ending December 2016	2,588	→
Variance since December 2015	(7.5%)	↓



ACTIVITY

Cumulative percentage of contracted UDA delivered 2016 & 2017



Month	Adjusted Scheduled Activity (UDA)	
	2016	2017
April	186	145
May	922	588
June	1,369	1,205
July	2,569	2,054
August	3,272	2,644
September	4,014	3,217
October	4,526	3,953
November	5,175	4,836
December	5,864	5,483
January	6,152	
February	7,254	
March	7,670	
April	7,706	
May	7,715	
June	7,715	

QUALITY

	Quantity	Base Number	Contract	AT	Region	England
% of FP17s for the same patient ID Re-attending within 3 months - Children	33	931	3.5%	11.4%	12.1%	12.4%
% of FP17s for the same patient ID Re-attending within 3 months - Adults	97	1,185	8.2%	14.8%	15.9%	16.6%
% of FP17s for the same patient ID Re-attending between 3 & 9 months - Children	514	931	55.2%	55.6%	58.6%	57.5%
% of FP17s for the same patient ID Re-attending between 3 & 9 months - Adults	397	1,185	33.5%	48.1%	51.5%	50.4%
% of FP17s for Band 1 Urgent Courses	97	2,100	4.6%	8.4%	8.0%	9.1%
% of FP17s Relating to Free Repair or Replacements	2	2,100	0.1%	0.7%	0.8%	0.8%
% of FP17s Relating to Continuations	19	2,100	0.9%	1.0%	1.2%	1.3%
% of Patients satisfied with the dentistry they have received	1	1	N/A	93.2%	92.8%	92.7%
% of Patients satisfied with the time they had to wait for an appointment	1	1	N/A	87.4%	89.2%	88.8%

* This is based on patients treated on this contract for their most recent course of treatment. Figures in italics indicate the base number of FP17s or Patient Questionnaire responses are less than 100. N/A is shown where the base number of responses is less than 10 during the period. % is calculated as Quantity/Base number*100

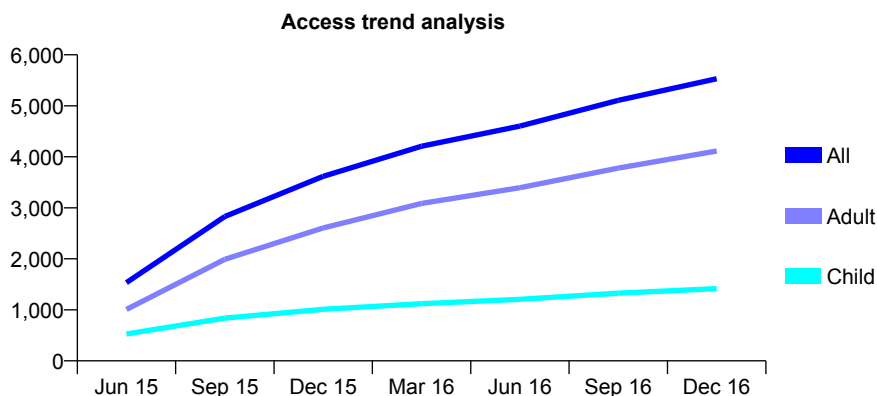
Q58 - Vital Signs At a Glance Contract Report for 129755/0003 - December 2016

Name or company name	Experdental Limited
Contract type name	GDS Contract
Purpose of contract	General
Contract start date	01/04/2015
Contract end date	

16/17 Contracted general activity (UDA)	25,000
Carry forward general activity (UDA)	512
16/17 Contracted orthodontic activity (UOA)	0
Carry forward orthodontic activity (UOA)	0
Baseline contract value	£652,391.47

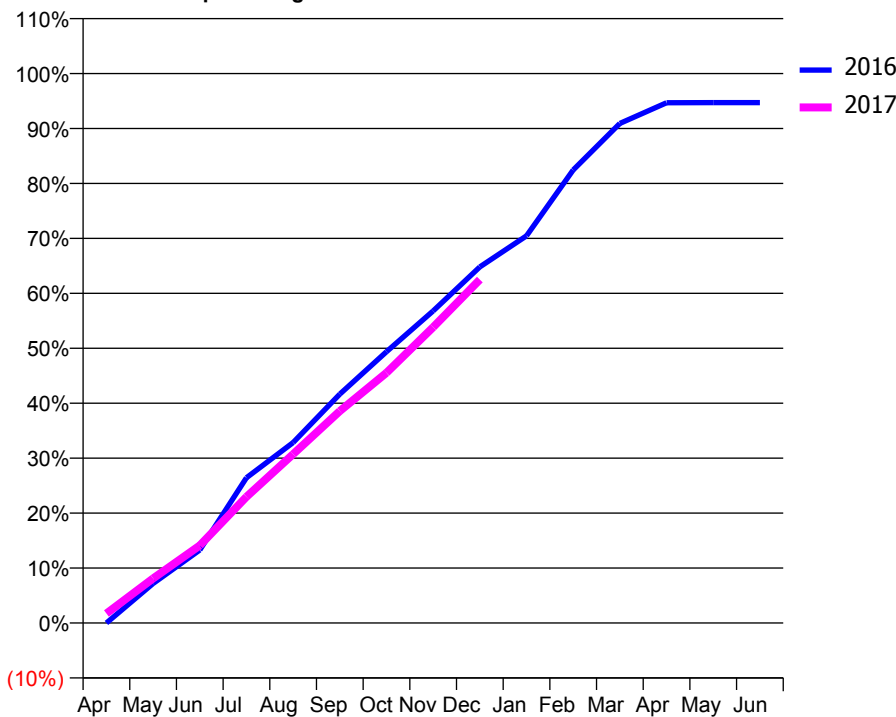
ACCESS*

Patients seen in 24 months	Total	Change since previous quarter
Quarter ending December 2015	3,616	
Quarter ending March 2016	4,207	↑
Quarter ending June 2016	4,602	↑
Quarter ending September 2016	5,106	↑
Quarter ending December 2016	5,530	↑
Variance since December 2015	52.9%	↑



ACTIVITY

Cumulative percentage of contracted UDA delivered 2016 & 2017



Month	Adjusted Scheduled Activity (UDA)	
	2016	2017
April	0	433
May	1,786	2,029
June	3,298	3,525
July	6,559	5,740
August	8,151	7,682
September	10,335	9,646
October	12,247	11,381
November	14,090	13,459
December	16,077	15,627
January	17,483	
February	20,454	
March	22,554	
April	23,486	
May	23,493	
June	23,492	

QUALITY

	Quantity	Base Number	Contract	AT	Region	England
% of FP17s for the same patient ID Re-attending within 3 months - Children	43	1,212	3.5%	11.4%	12.1%	12.4%
% of FP17s for the same patient ID Re-attending within 3 months - Adults	208	3,357	6.2%	14.8%	15.9%	16.6%
% of FP17s for the same patient ID Re-attending between 3 & 9 months - Children	540	1,212	44.6%	55.6%	58.6%	57.5%
% of FP17s for the same patient ID Re-attending between 3 & 9 months - Adults	1,286	3,357	38.3%	48.1%	51.5%	50.4%
% of FP17s for Band 1 Urgent Courses	253	4,356	5.8%	8.4%	8.0%	9.1%
% of FP17s Relating to Free Repair or Replacements	51	4,356	1.2%	0.7%	0.8%	0.8%
% of FP17s Relating to Continuations	20	4,356	0.5%	1.0%	1.2%	1.3%
% of Patients satisfied with the dentistry they have received	5	5	N/A	93.2%	92.8%	92.7%
% of Patients satisfied with the time they had to wait for an appointment	4	5	N/A	87.4%	89.2%	88.8%

* This is based on patients treated on this contract for their most recent course of treatment. Figures in italics indicate the base number of FP17s or Patient Questionnaire responses are less than 100. N/A is shown where the base number of responses is less than 10 during the period. % is calculated as Quantity/Base number*100

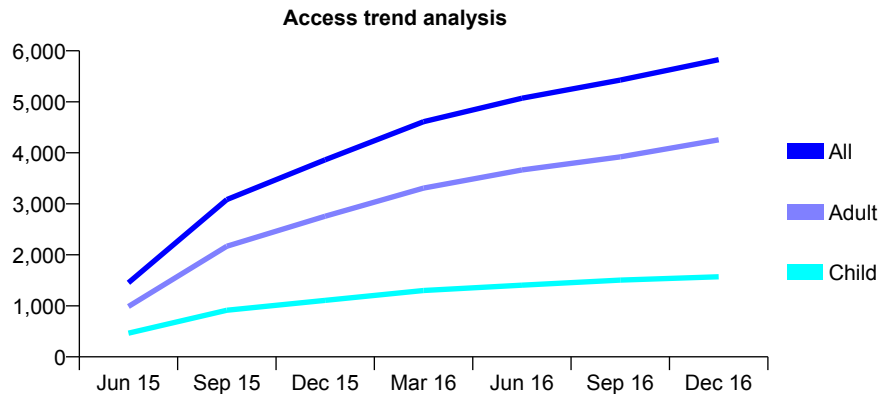
Q58 - Vital Signs At a Glance Contract Report for 129755/0004 - December 2016

Name or company name	Experdental Limited
Contract type name	GDS Contract
Purpose of contract	General
Contract start date	01/04/2015
Contract end date	

16/17 Contracted general activity (UDA)	23,755
Carry forward general activity (UDA)	248
16/17 Contracted orthodontic activity (UOA)	0
Carry forward orthodontic activity (UOA)	0
Baseline contract value	£607,864.79

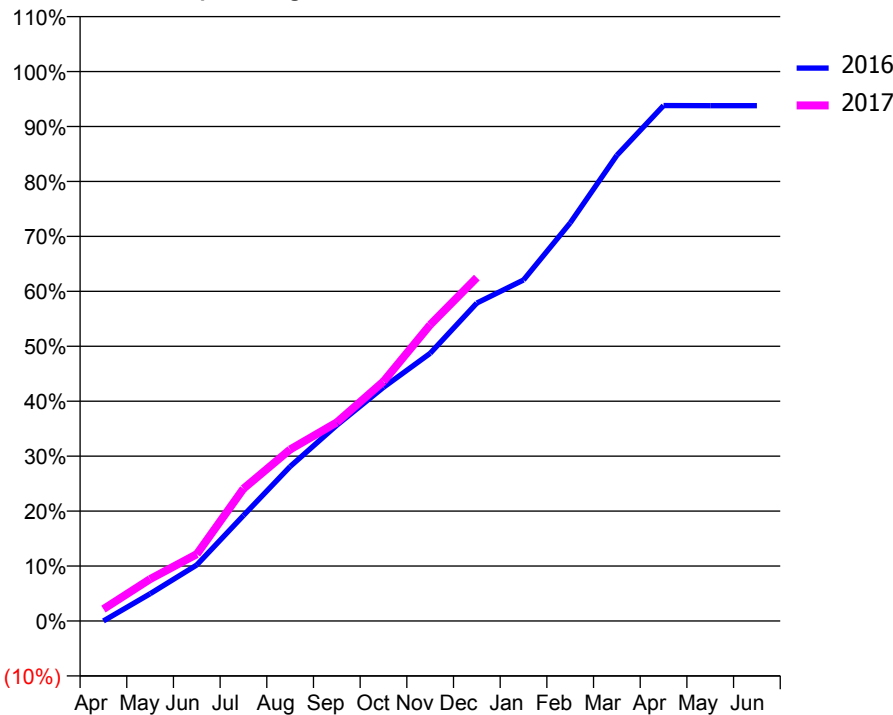
ACCESS*

Patients seen in 24 months	Total	Change since previous quarter
Quarter ending December 2015	3,864	
Quarter ending March 2016	4,610	↑
Quarter ending June 2016	5,071	↑
Quarter ending September 2016	5,425	↑
Quarter ending December 2016	5,827	↑
Variance since December 2015	50.8%	↑



ACTIVITY

Cumulative percentage of contracted UDA delivered 2016 & 2017



Month	Adjusted Scheduled Activity (UDA)	
	2016	2017
April	0	519
May	1,172	1,811
June	2,416	2,892
July	4,548	5,720
August	6,654	7,415
September	8,439	8,587
October	10,066	10,355
November	11,534	12,807
December	13,696	14,846
January	14,691	
February	17,153	
March	20,067	
April	22,209	
May	22,199	
June	22,199	

QUALITY

	Quantity	Base Number	Contract	AT	Region	England
% of FP17s for the same patient ID Re-attending within 3 months - Children	88	1,676	5.3%	11.4%	12.1%	12.4%
% of FP17s for the same patient ID Re-attending within 3 months - Adults	335	3,807	8.8%	14.8%	15.9%	16.6%
% of FP17s for the same patient ID Re-attending between 3 & 9 months - Children	982	1,676	58.6%	55.6%	58.6%	57.5%
% of FP17s for the same patient ID Re-attending between 3 & 9 months - Adults	1,827	3,807	48.0%	48.1%	51.5%	50.4%
% of FP17s for Band 1 Urgent Courses	316	5,036	6.3%	8.4%	8.0%	9.1%
% of FP17s Relating to Free Repair or Replacements	21	5,036	0.4%	0.7%	0.8%	0.8%
% of FP17s Relating to Continuations	48	5,036	1.0%	1.0%	1.2%	1.3%
% of Patients satisfied with the dentistry they have received	7	8	N/A	93.2%	92.8%	92.7%
% of Patients satisfied with the time they had to wait for an appointment	7	8	N/A	87.4%	89.2%	88.8%

* This is based on patients treated on this contract for their most recent course of treatment. Figures in italics indicate the base number of FP17s or Patient Questionnaire responses are less than 100. N/A is shown where the base number of responses is less than 10 during the period. % is calculated as Quantity/Base number*100

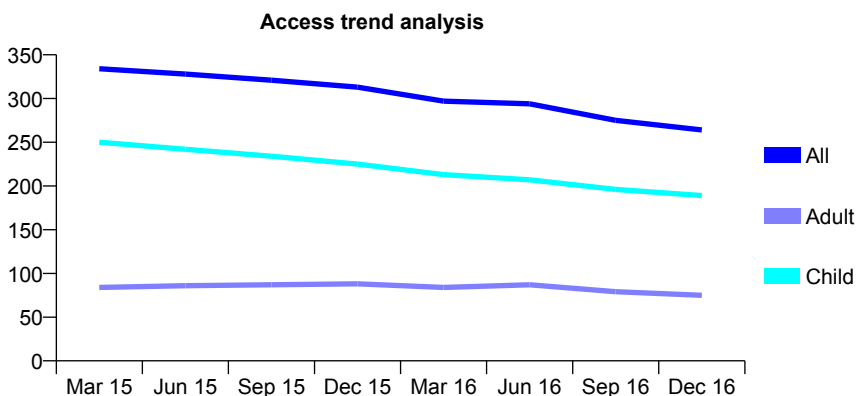
Q58 - Vital Signs At a Glance Contract Report for 130338/0001 - December 2016

Name or company name	Berkhamsted Dental Practice
Contract type name	GDS Contract
Purpose of contract	General
Contract start date	01/11/2007
Contract end date	

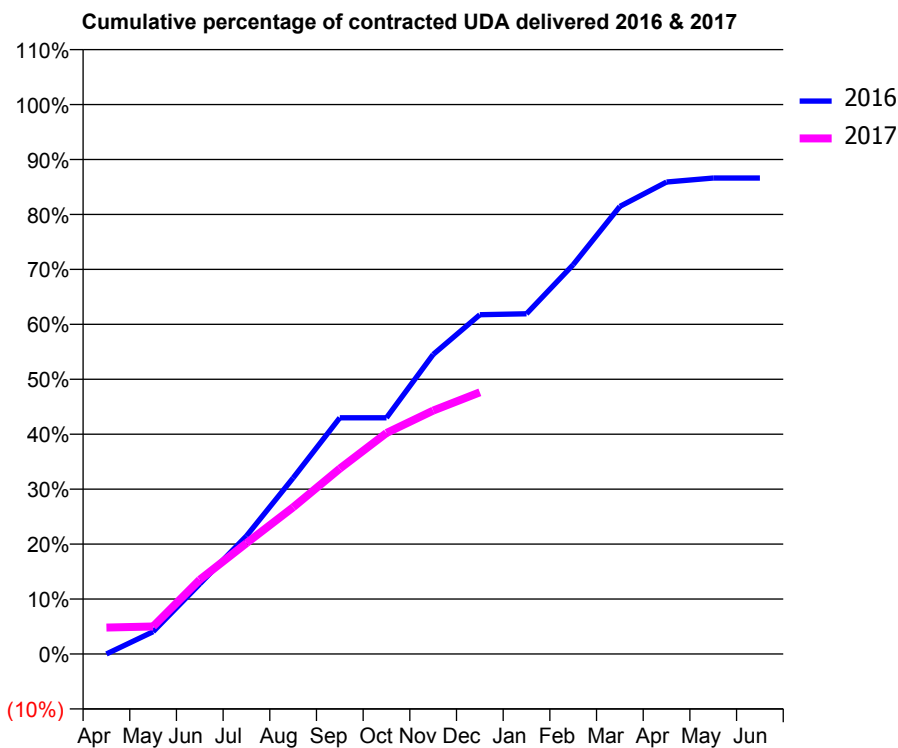
16/17 Contracted general activity (UDA)	540
Carry forward general activity (UDA)	0
16/17 Contracted orthodontic activity (UOA)	0
Carry forward orthodontic activity (UOA)	0
Baseline contract value	£11,405.55

ACCESS*

Patients seen in 24 months	Total	Change since previous quarter
Quarter ending December 2015	313	
Quarter ending March 2016	297	↓
Quarter ending June 2016	294	↓
Quarter ending September 2016	275	↓
Quarter ending December 2016	264	↓
Variance since December 2015	(15.7%)	↓



ACTIVITY



Month	Adjusted Scheduled Activity (UDA)	
	2016	2017
April	0	26
May	22	27
June	69	73
July	116	109
August	173	144
September	232	182
October	232	217
November	294	239
December	333	257
January	334	
February	383	
March	440	
April	464	
May	468	
June	468	

QUALITY

	Quantity	Base Number	Contract	AT	Region	England
% of FP17s for the same patient ID Re-attending within 3 months - Children	2	224	0.9%	11.4%	12.1%	12.4%
% of FP17s for the same patient ID Re-attending within 3 months - Adults	0	27	0.0%	14.8%	15.9%	16.6%
% of FP17s for the same patient ID Re-attending between 3 & 9 months - Children	174	224	77.7%	55.6%	58.6%	57.5%
% of FP17s for the same patient ID Re-attending between 3 & 9 months - Adults	23	27	85.2%	48.1%	51.5%	50.4%
% of FP17s for Band 1 Urgent Courses	1	223	0.4%	8.4%	8.0%	9.1%
% of FP17s Relating to Free Repair or Replacements	0	223	0.0%	0.7%	0.8%	0.8%
% of FP17s Relating to Continuations	0	223	0.0%	1.0%	1.2%	1.3%
% of Patients satisfied with the dentistry they have received	0	0	N/A	93.2%	92.8%	92.7%
% of Patients satisfied with the time they had to wait for an appointment	0	0	N/A	87.4%	89.2%	88.8%

* This is based on patients treated on this contract for their most recent course of treatment. Figures in italics indicate the base number of FP17s or Patient Questionnaire responses are less than 100. N/A is shown where the base number of responses is less than 10 during the period. % is calculated as Quantity/Base number*100

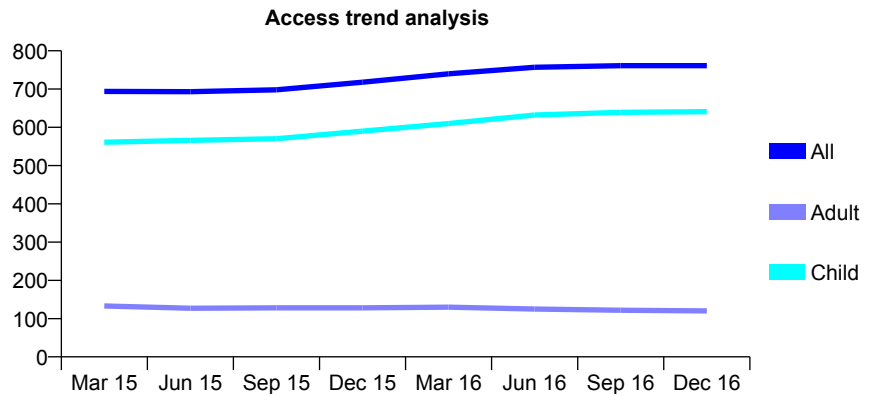
Q58 - Vital Signs At a Glance Contract Report for 130605/0001 - December 2016

Name or company name	Admiral House Dental Practice
Contract type name	GDS Contract
Purpose of contract	General
Contract start date	01/07/2010
Contract end date	

16/17 Contracted general activity (UDA)	1,240
Carry forward general activity (UDA)	-24
16/17 Contracted orthodontic activity (UOA)	0
Carry forward orthodontic activity (UOA)	0
Baseline contract value	£34,536.63

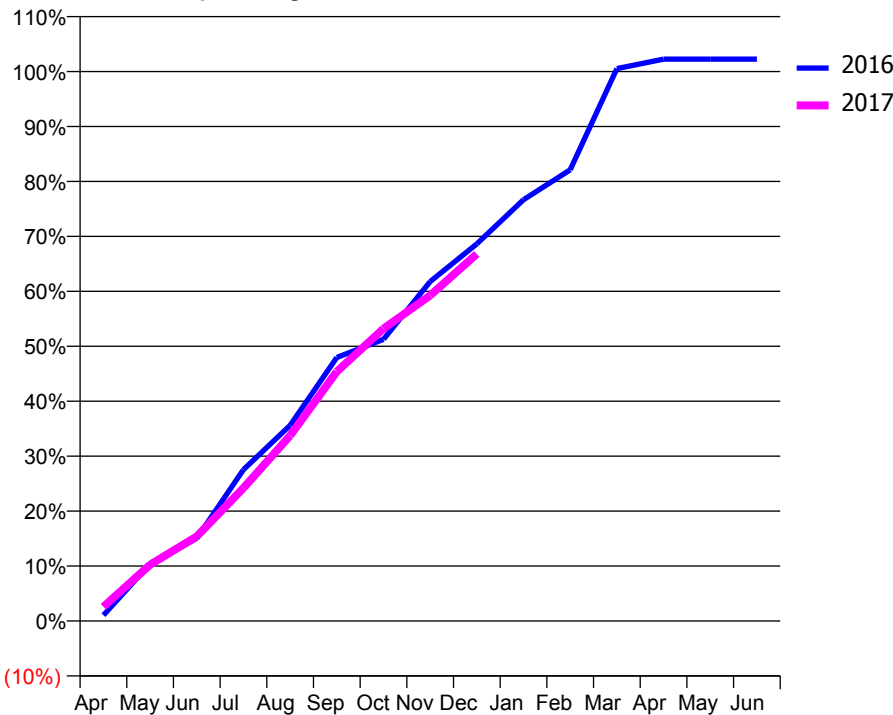
ACCESS*

Patients seen in 24 months	Total	Change since previous quarter
Quarter ending December 2015	718	
Quarter ending March 2016	740	↑
Quarter ending June 2016	757	↑
Quarter ending September 2016	761	→
Quarter ending December 2016	761	→
Variance since December 2015	6.0%	↑



ACTIVITY

Cumulative percentage of contracted UDA delivered 2016 & 2017



Month	Adjusted Scheduled Activity (UDA)	
	2016	2017
April	13	32
May	129	127
June	187	191
July	342	300
August	442	418
September	595	563
October	636	660
November	766	735
December	851	828
January	951	
February	1,018	
March	1,247	
April	1,268	
May	1,268	
June	1,268	

QUALITY

	Quantity	Base Number	Contract	AT	Region	England
% of FP17s for the same patient ID Re-attending within 3 months - Children	34	663	5.1%	11.4%	12.1%	12.4%
% of FP17s for the same patient ID Re-attending within 3 months - Adults	1	24	4.2%	14.8%	15.9%	16.6%
% of FP17s for the same patient ID Re-attending between 3 & 9 months - Children	380	663	57.3%	55.6%	58.6%	57.5%
% of FP17s for the same patient ID Re-attending between 3 & 9 months - Adults	15	24	62.5%	48.1%	51.5%	50.4%
% of FP17s for Band 1 Urgent Courses	11	668	1.6%	8.4%	8.0%	9.1%
% of FP17s Relating to Free Repair or Replacements	0	668	0.0%	0.7%	0.8%	0.8%
% of FP17s Relating to Continuations	0	668	0.0%	1.0%	1.2%	1.3%
% of Patients satisfied with the dentistry they have received	2	2	N/A	93.2%	92.8%	92.7%
% of Patients satisfied with the time they had to wait for an appointment	2	2	N/A	87.4%	89.2%	88.8%

* This is based on patients treated on this contract for their most recent course of treatment. Figures in italics indicate the base number of FP17s or Patient Questionnaire responses are less than 100. N/A is shown where the base number of responses is less than 10 during the period. % is calculated as Quantity/Base number*100

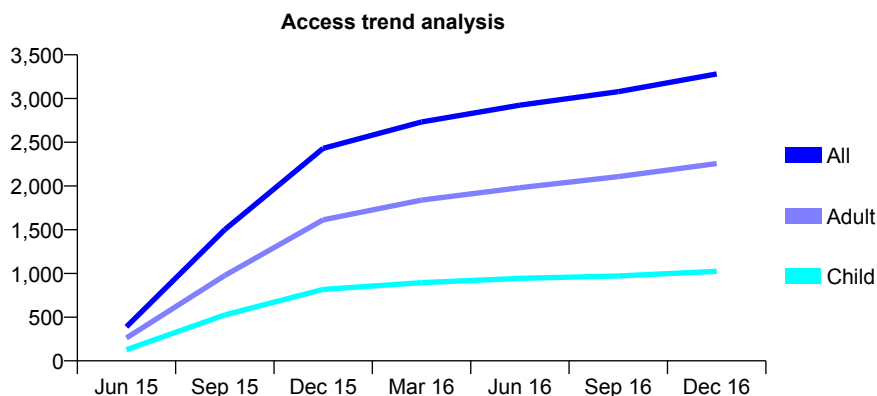
Q58 - Vital Signs At a Glance Contract Report for 130737/0001 - December 2016

Name or company name	Chartwell Dental Practice Limited
Contract type name	GDS Contract
Purpose of contract	General
Contract start date	01/04/2015
Contract end date	

16/17 Contracted general activity (UDA)	11,100
Carry forward general activity (UDA)	375
16/17 Contracted orthodontic activity (UOA)	0
Carry forward orthodontic activity (UOA)	0
Baseline contract value	£299,669.02

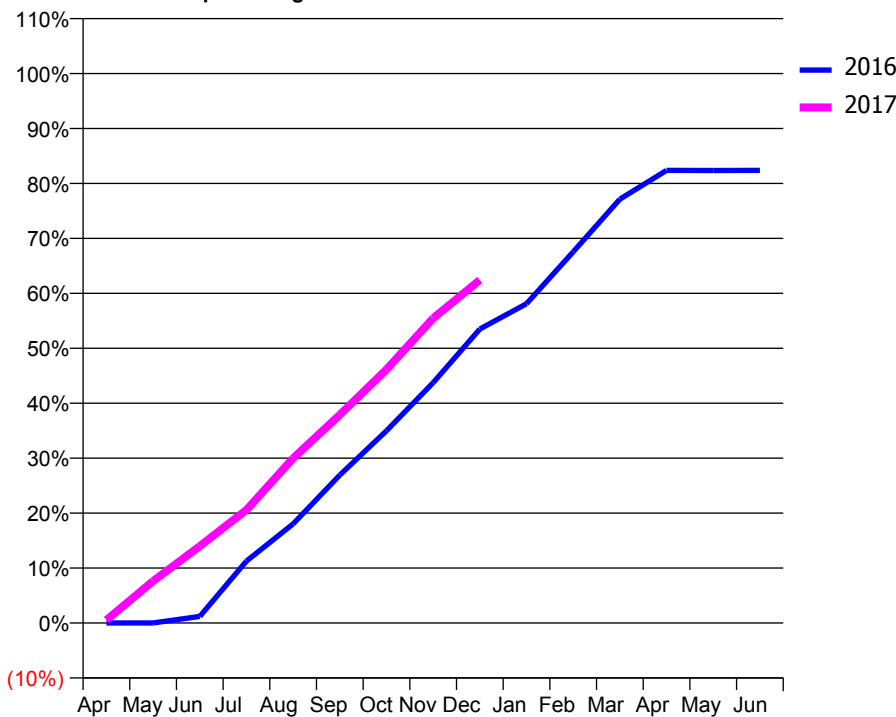
ACCESS*

Patients seen in 24 months	Total	Change since previous quarter
Quarter ending December 2015	2,430	
Quarter ending March 2016	2,732	↑
Quarter ending June 2016	2,924	↑
Quarter ending September 2016	3,078	↑
Quarter ending December 2016	3,281	↑
Variance since December 2015	35.0%	↑



ACTIVITY

Cumulative percentage of contracted UDA delivered 2016 & 2017



Month	Adjusted Scheduled Activity (UDA)	
	2016	2017
April	0	61
May	0	846
June	139	1,552
July	1,298	2,287
August	2,077	3,328
September	3,101	4,207
October	4,029	5,121
November	5,036	6,157
December	6,161	6,929
January	6,690	
February	7,777	
March	8,882	
April	9,486	
May	9,484	
June	9,485	

QUALITY

	Quantity	Base Number	Contract	AT	Region	England
% of FP17s for the same patient ID Re-attending within 3 months - Children	97	1,311	7.4%	11.4%	12.1%	12.4%
% of FP17s for the same patient ID Re-attending within 3 months - Adults	347	2,743	12.7%	14.8%	15.9%	16.6%
% of FP17s for the same patient ID Re-attending between 3 & 9 months - Children	798	1,311	60.9%	55.6%	58.6%	57.5%
% of FP17s for the same patient ID Re-attending between 3 & 9 months - Adults	1,581	2,743	57.6%	48.1%	51.5%	50.4%
% of FP17s for Band 1 Urgent Courses	173	3,800	4.6%	8.4%	8.0%	9.1%
% of FP17s Relating to Free Repair or Replacements	15	3,800	0.4%	0.7%	0.8%	0.8%
% of FP17s Relating to Continuations	83	3,800	2.2%	1.0%	1.2%	1.3%
% of Patients satisfied with the dentistry they have received	3	3	N/A	93.2%	92.8%	92.7%
% of Patients satisfied with the time they had to wait for an appointment	3	3	N/A	87.4%	89.2%	88.8%

* This is based on patients treated on this contract for their most recent course of treatment. Figures in italics indicate the base number of FP17s or Patient Questionnaire responses are less than 100. N/A is shown where the base number of responses is less than 10 during the period. % is calculated as Quantity/Base number*100

Q58 - Vital Signs At a Glance Contract Report for 130737/0003 - December 2016

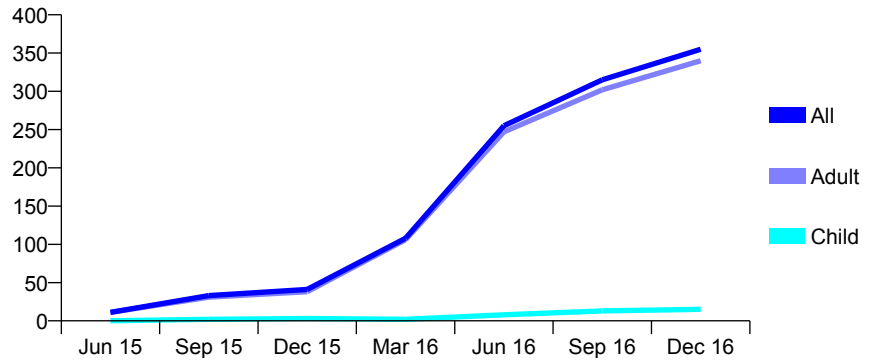
Name or company name	Chartwell Dental Practice Limited
Contract type name	PDS Contract
Purpose of contract	General
Contract start date	01/04/2015
Contract end date	31/03/2018

16/17 Contracted general activity (UDA)	957
Carry forward general activity (UDA)	0
16/17 Contracted orthodontic activity (UOA)	0
Carry forward orthodontic activity (UOA)	0
Baseline contract value	£76,601.00

ACCESS*

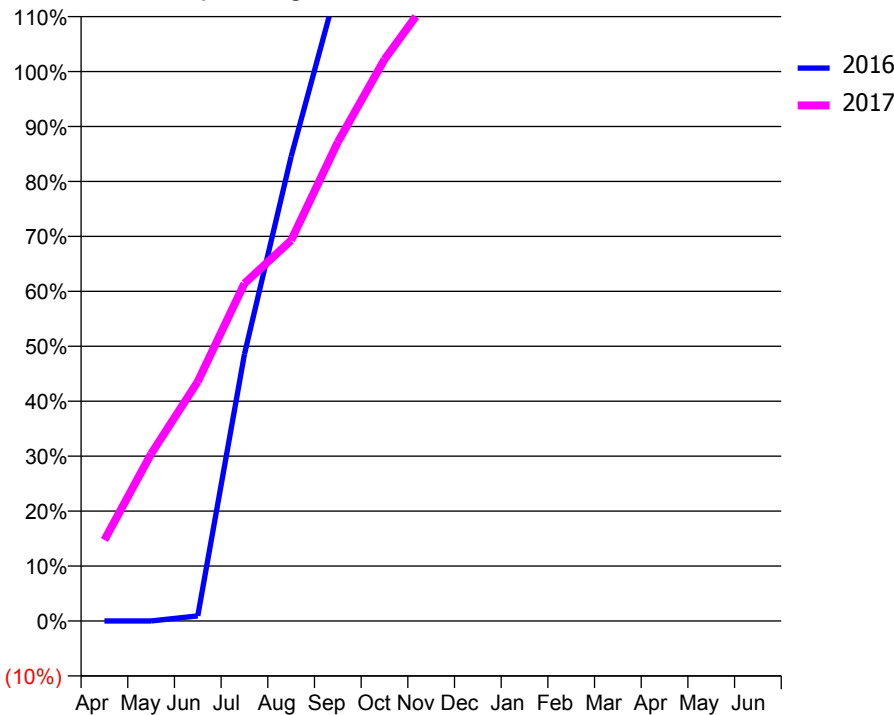
Patients seen in 24 months	Total	Change since previous quarter
Quarter ending December 2015	41	
Quarter ending March 2016	108	↑
Quarter ending June 2016	255	↑
Quarter ending September 2016	315	↑
Quarter ending December 2016	355	↑
Variance since December 2015	765.9%	↑

Access trend analysis



ACTIVITY

Cumulative percentage of contracted UDA delivered 2016 & 2017



Month	Adjusted Scheduled Activity (UDA)	
	2016	2017
April	0	141
May	0	291
June	3	417
July	154	588
August	268	663
September	367	834
October	487	978
November	541	1,089
December	694	1,197
January	697	
February	802	
March	967	
April	970	
May	970	
June	970	

QUALITY

	Quantity	Base Number	Contract	AT	Region	England
% of FP17s for the same patient ID Re-attending within 3 months - Children	0	18	0.0%	11.4%	12.1%	12.4%
% of FP17s for the same patient ID Re-attending within 3 months - Adults	2	382	0.5%	14.8%	15.9%	16.6%
% of FP17s for the same patient ID Re-attending between 3 & 9 months - Children	0	18	0.0%	55.6%	58.6%	57.5%
% of FP17s for the same patient ID Re-attending between 3 & 9 months - Adults	0	382	0.0%	48.1%	51.5%	50.4%
% of FP17s for Band 1 Urgent Courses	0	399	0.0%	8.4%	8.0%	9.1%
% of FP17s Relating to Free Repair or Replacements	0	399	0.0%	0.7%	0.8%	0.8%
% of FP17s Relating to Continuations	0	399	0.0%	1.0%	1.2%	1.3%
% of Patients satisfied with the dentistry they have received	0	0	N/A	93.2%	92.8%	92.7%
% of Patients satisfied with the time they had to wait for an appointment	0	0	N/A	87.4%	89.2%	88.8%

* This is based on patients treated on this contract for their most recent course of treatment. Figures in italics indicate the base number of FP17s or Patient Questionnaire responses are less than 100. N/A is shown where the base number of responses is less than 10 during the period. % is calculated as Quantity/Base number*100

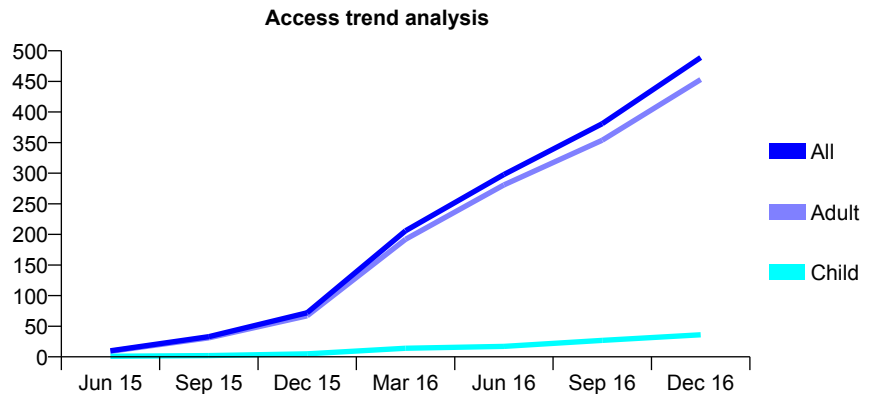
Q58 - Vital Signs At a Glance Contract Report for 130737/0004 - December 2016

Name or company name	Chartwell Dental Practice Limited
Contract type name	PDS Contract
Purpose of contract	General
Contract start date	01/04/2015
Contract end date	31/03/2018

16/17 Contracted general activity (UDA)	1,201
Carry forward general activity (UDA)	0
16/17 Contracted orthodontic activity (UOA)	0
Carry forward orthodontic activity (UOA)	0
Baseline contract value	£188,876.00

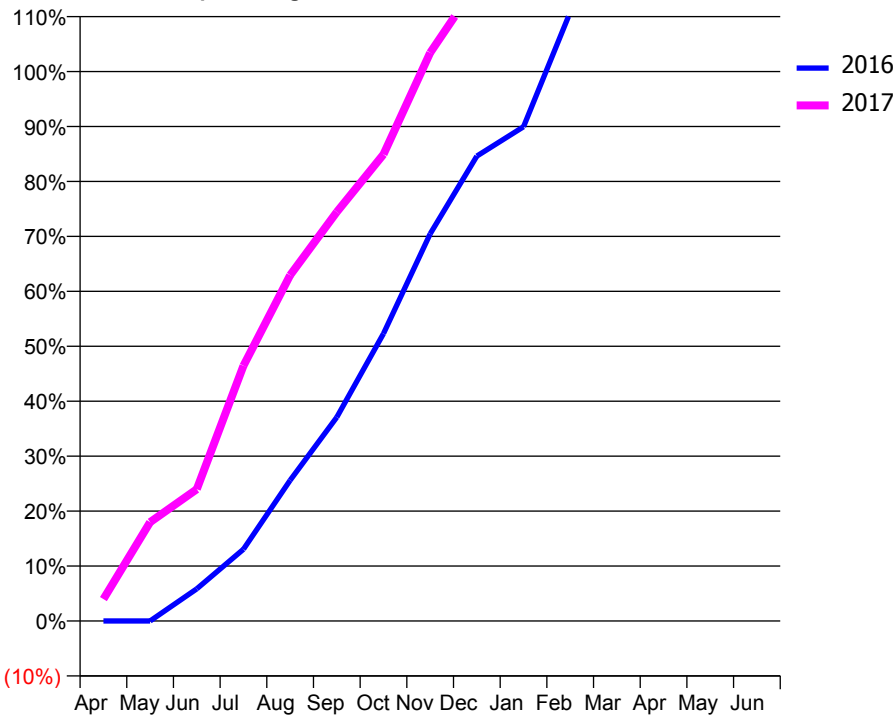
ACCESS*

Patients seen in 24 months	Total	Change since previous quarter
Quarter ending December 2015	72	
Quarter ending March 2016	206	↑
Quarter ending June 2016	298	↑
Quarter ending September 2016	381	↑
Quarter ending December 2016	489	↑
Variance since December 2015	579.2%	↑



ACTIVITY

Cumulative percentage of contracted UDA delivered 2016 & 2017



Month	Adjusted Scheduled Activity (UDA)	
	2016	2017
April	0	48
May	0	216
June	66	288
July	147	558
August	288	756
September	417	894
October	588	1,020
November	792	1,242
December	951	1,392
January	1,011	
February	1,245	
March	1,428	
April	1,491	
May	1,491	
June	1,491	

QUALITY

	Quantity	Base Number	Contract	AT	Region	England
% of FP17s for the same patient ID Re-attending within 3 months - Children	0	32	0.0%	11.4%	12.1%	12.4%
% of FP17s for the same patient ID Re-attending within 3 months - Adults	0	453	0.0%	14.8%	15.9%	16.6%
% of FP17s for the same patient ID Re-attending between 3 & 9 months - Children	0	32	0.0%	55.6%	58.6%	57.5%
% of FP17s for the same patient ID Re-attending between 3 & 9 months - Adults	1	453	0.2%	48.1%	51.5%	50.4%
% of FP17s for Band 1 Urgent Courses	0	464	0.0%	8.4%	8.0%	9.1%
% of FP17s Relating to Free Repair or Replacements	0	464	0.0%	0.7%	0.8%	0.8%
% of FP17s Relating to Continuations	0	464	0.0%	1.0%	1.2%	1.3%
% of Patients satisfied with the dentistry they have received	0	0	N/A	93.2%	92.8%	92.7%
% of Patients satisfied with the time they had to wait for an appointment	0	0	N/A	87.4%	89.2%	88.8%

* This is based on patients treated on this contract for their most recent course of treatment. Figures in italics indicate the base number of FP17s or Patient Questionnaire responses are less than 100. N/A is shown where the base number of responses is less than 10 during the period. % is calculated as Quantity/Base number*100

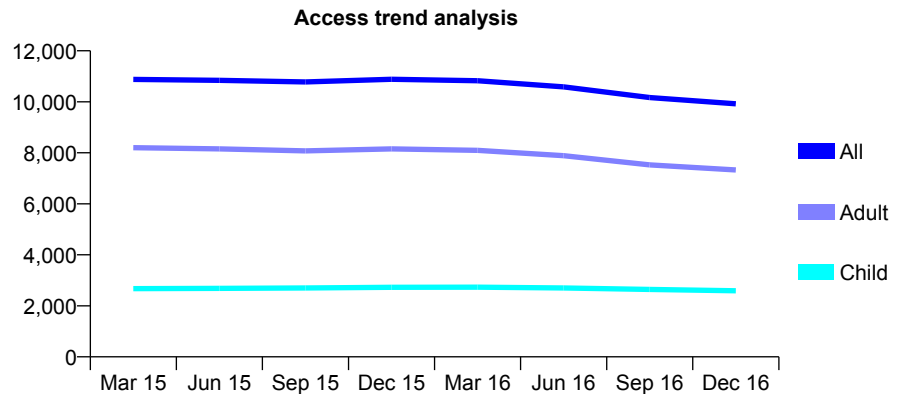
Q58 - Vital Signs At a Glance Contract Report for 131881/0001 - December 2016

Name or company name	Basudev Enterprise Ltd
Contract type name	GDS Contract
Purpose of contract	General
Contract start date	01/02/2012
Contract end date	

16/17 Contracted general activity (UDA)	28,259
Carry forward general activity (UDA)	-642
16/17 Contracted orthodontic activity (UOA)	0
Carry forward orthodontic activity (UOA)	0
Baseline contract value	£645,010.08

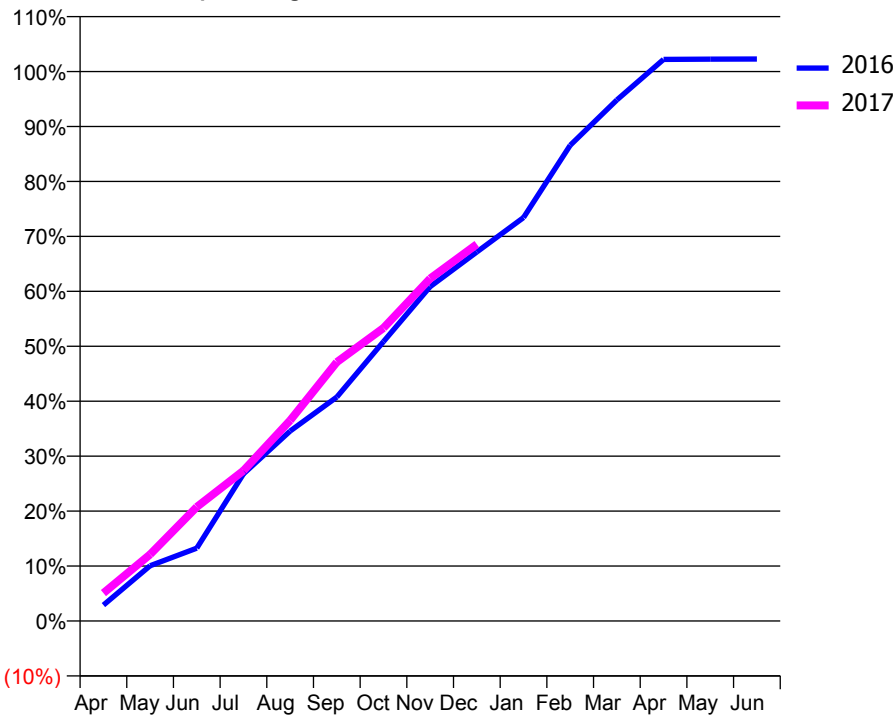
ACCESS*

Patients seen in 24 months	Total	Change since previous quarter
Quarter ending December 2015	10,882	
Quarter ending March 2016	10,827	→
Quarter ending June 2016	10,585	↓
Quarter ending September 2016	10,169	↓
Quarter ending December 2016	9,919	↓
Variance since December 2015	(8.8%)	↓



ACTIVITY

Cumulative percentage of contracted UDA delivered 2016 & 2017



Month	Adjusted Scheduled Activity (UDA)	
	2016	2017
April	817	1,437
May	2,845	3,425
June	3,745	5,869
July	7,564	7,733
August	9,769	10,319
September	11,520	13,317
October	14,370	15,068
November	17,196	17,616
December	18,981	19,375
January	20,750	
February	24,464	
March	26,796	
April	28,881	
May	28,895	
June	28,901	

QUALITY

	Quantity	Base Number	Contract	AT	Region	England
% of FP17s for the same patient ID Re-attending within 3 months - Children	335	2,993	11.2%	11.4%	12.1%	12.4%
% of FP17s for the same patient ID Re-attending within 3 months - Adults	1,235	7,567	16.3%	14.8%	15.9%	16.6%
% of FP17s for the same patient ID Re-attending between 3 & 9 months - Children	1,787	2,993	59.7%	55.6%	58.6%	57.5%
% of FP17s for the same patient ID Re-attending between 3 & 9 months - Adults	4,405	7,567	58.2%	48.1%	51.5%	50.4%
% of FP17s for Band 1 Urgent Courses	717	9,418	7.6%	8.4%	8.0%	9.1%
% of FP17s Relating to Free Repair or Replacements	142	9,418	1.5%	0.7%	0.8%	0.8%
% of FP17s Relating to Continuations	41	9,418	0.4%	1.0%	1.2%	1.3%
% of Patients satisfied with the dentistry they have received	10	14	71.4%	93.2%	92.8%	92.7%
% of Patients satisfied with the time they had to wait for an appointment	12	14	85.7%	87.4%	89.2%	88.8%

* This is based on patients treated on this contract for their most recent course of treatment. Figures in italics indicate the base number of FP17s or Patient Questionnaire responses are less than 100. N/A is shown where the base number of responses is less than 10 during the period. % is calculated as Quantity/Base number*100

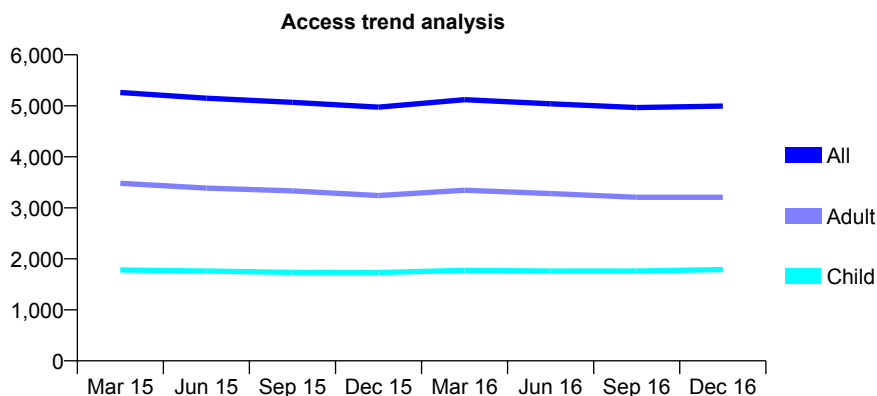
Q58 - Vital Signs At a Glance Contract Report for 134139/0001 - December 2016

Name or company name	The Green Bushey Partnership
Contract type name	GDS Contract
Purpose of contract	General
Contract start date	01/11/2007
Contract end date	

16/17 Contracted general activity (UDA)	12,423
Carry forward general activity (UDA)	0
16/17 Contracted orthodontic activity (UOA)	0
Carry forward orthodontic activity (UOA)	0
Baseline contract value	£385,043.90

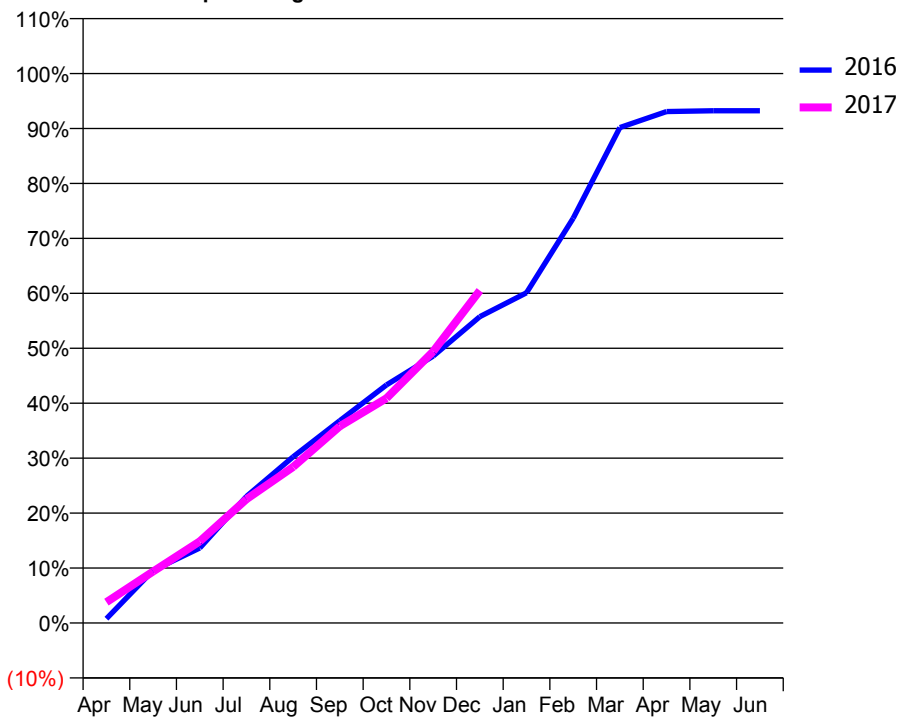
ACCESS*

Patients seen in 24 months	Total	Change since previous quarter
Quarter ending December 2015	4,973	
Quarter ending March 2016	5,120	↑
Quarter ending June 2016	5,040	↓
Quarter ending September 2016	4,966	↓
Quarter ending December 2016	4,995	→
Variance since December 2015	0.4%	→



ACTIVITY

Cumulative percentage of contracted UDA delivered 2016 & 2017



Month	Adjusted Scheduled Activity (UDA)	
	2016	2017
April	98	473
May	1,191	1,165
June	1,695	1,847
July	2,862	2,800
August	3,757	3,529
September	4,574	4,448
October	5,381	5,082
November	6,033	6,139
December	6,927	7,517
January	7,466	
February	9,150	
March	11,201	
April	11,563	
May	11,581	
June	11,581	

QUALITY

	Quantity	Base Number	Contract	AT	Region	England
% of FP17s for the same patient ID Re-attending within 3 months - Children	120	1,715	7.0%	11.4%	12.1%	12.4%
% of FP17s for the same patient ID Re-attending within 3 months - Adults	492	2,819	17.5%	14.8%	15.9%	16.6%
% of FP17s for the same patient ID Re-attending between 3 & 9 months - Children	1,015	1,715	59.2%	55.6%	58.6%	57.5%
% of FP17s for the same patient ID Re-attending between 3 & 9 months - Adults	1,314	2,819	46.6%	48.1%	51.5%	50.4%
% of FP17s for Band 1 Urgent Courses	700	4,296	16.3%	8.4%	8.0%	9.1%
% of FP17s Relating to Free Repair or Replacements	0	4,296	0.0%	0.7%	0.8%	0.8%
% of FP17s Relating to Continuations	41	4,296	1.0%	1.0%	1.2%	1.3%
% of Patients satisfied with the dentistry they have received	5	5	N/A	93.2%	92.8%	92.7%
% of Patients satisfied with the time they had to wait for an appointment	4	5	N/A	87.4%	89.2%	88.8%

* This is based on patients treated on this contract for their most recent course of treatment. Figures in italics indicate the base number of FP17s or Patient Questionnaire responses are less than 100. N/A is shown where the base number of responses is less than 10 during the period. % is calculated as Quantity/Base number*100

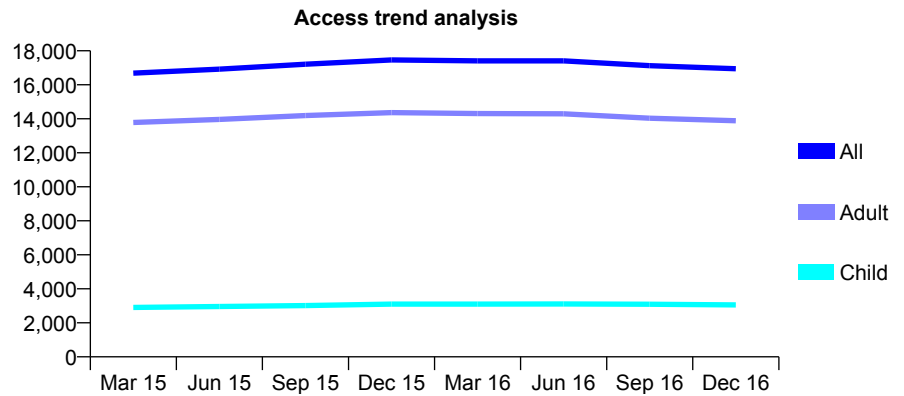
Q58 - Vital Signs At a Glance Contract Report for 134368/0001 - December 2016

Name or company name	The Elms Dental Practice
Contract type name	GDS Contract
Purpose of contract	General
Contract start date	01/04/2006
Contract end date	

16/17 Contracted general activity (UDA)	53,046
Carry forward general activity (UDA)	0
16/17 Contracted orthodontic activity (UOA)	0
Carry forward orthodontic activity (UOA)	0
Baseline contract value	£1,398,648.99

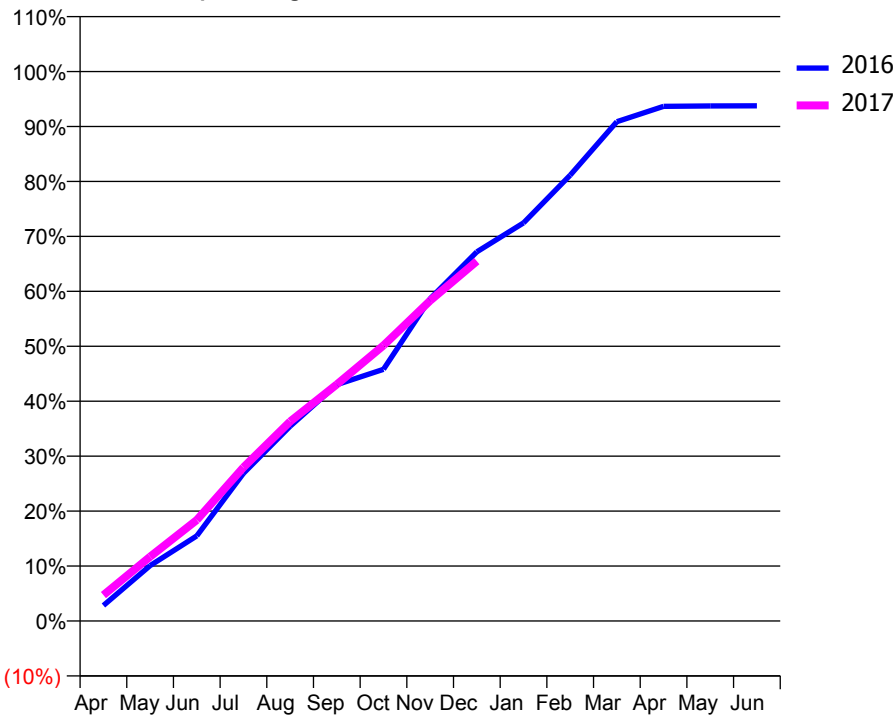
ACCESS*

Patients seen in 24 months	Total	Change since previous quarter
Quarter ending December 2015	17,463	
Quarter ending March 2016	17,411	→
Quarter ending June 2016	17,409	→
Quarter ending September 2016	17,127	↓
Quarter ending December 2016	16,942	↓
Variance since December 2015	(3.0%)	↓



ACTIVITY

Cumulative percentage of contracted UDA delivered 2016 & 2017



Month	Adjusted Scheduled Activity (UDA)	
	2016	2017
April	1,495	2,498
May	5,353	6,216
June	8,222	9,746
July	14,255	14,832
August	18,801	19,264
September	22,820	22,848
October	24,302	26,595
November	31,122	30,930
December	35,638	34,738
January	38,438	
February	43,035	
March	48,197	
April	49,678	
May	49,722	
June	49,733	

QUALITY

	Quantity	Base Number	Contract	AT	Region	England
% of FP17s for the same patient ID Re-attending within 3 months - Children	237	3,607	6.6%	11.4%	12.1%	12.4%
% of FP17s for the same patient ID Re-attending within 3 months - Adults	2,030	15,355	13.2%	14.8%	15.9%	16.6%
% of FP17s for the same patient ID Re-attending between 3 & 9 months - Children	2,327	3,607	64.5%	55.6%	58.6%	57.5%
% of FP17s for the same patient ID Re-attending between 3 & 9 months - Adults	9,143	15,355	59.5%	48.1%	51.5%	50.4%
% of FP17s for Band 1 Urgent Courses	946	18,056	5.2%	8.4%	8.0%	9.1%
% of FP17s Relating to Free Repair or Replacements	240	18,056	1.3%	0.7%	0.8%	0.8%
% of FP17s Relating to Continuations	112	18,056	0.6%	1.0%	1.2%	1.3%
% of Patients satisfied with the dentistry they have received	15	15	100.0%	93.2%	92.8%	92.7%
% of Patients satisfied with the time they had to wait for an appointment	13	15	86.7%	87.4%	89.2%	88.8%

* This is based on patients treated on this contract for their most recent course of treatment. Figures in italics indicate the base number of FP17s or Patient Questionnaire responses are less than 100. N/A is shown where the base number of responses is less than 10 during the period. % is calculated as Quantity/Base number*100

Q58 - Vital Signs At a Glance Contract Report for 135143/0001 - December 2016

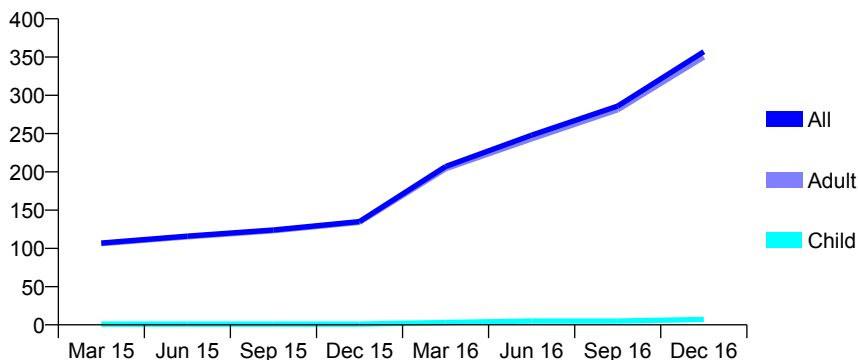
Name or company name	GOFFS OAK DENTAL CARE
Contract type name	PDS Contract
Purpose of contract	General
Contract start date	25/02/2013
Contract end date	31/03/2018

16/17 Contracted general activity (UDA)	1,339
Carry forward general activity (UDA)	0
16/17 Contracted orthodontic activity (UOA)	0
Carry forward orthodontic activity (UOA)	0
Baseline contract value	£42,887.40

ACCESS*

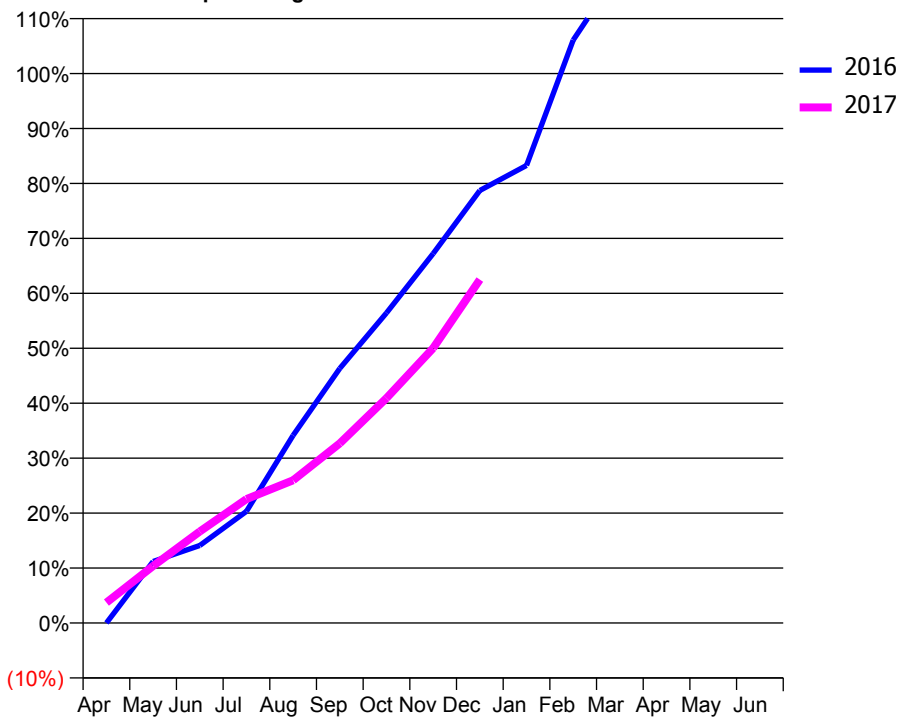
Patients seen in 24 months	Total	Change since previous quarter
Quarter ending December 2015	135	
Quarter ending March 2016	207	↑
Quarter ending June 2016	248	↑
Quarter ending September 2016	286	↑
Quarter ending December 2016	357	↑
Variance since December 2015	164.4%	↑

Access trend analysis



ACTIVITY

Cumulative percentage of contracted UDA delivered 2016 & 2017



Adjusted Scheduled Activity (UDA)

Month	2016	2017
April	0	50
May	81	139
June	102	223
July	147	302
August	247	348
September	335	438
October	408	548
November	486	670
December	569	837
January	602	
February	767	
March	859	
April	897	
May	903	
June	903	

QUALITY

	Quantity	Base Number	Contract	AT	Region	England
% of FP17s for the same patient ID Re-attending within 3 months - Children	0	7	0.0%	11.4%	12.1%	12.4%
% of FP17s for the same patient ID Re-attending within 3 months - Adults	2	304	0.7%	14.8%	15.9%	16.6%
% of FP17s for the same patient ID Re-attending between 3 & 9 months - Children	1	7	14.3%	55.6%	58.6%	57.5%
% of FP17s for the same patient ID Re-attending between 3 & 9 months - Adults	2	304	0.7%	48.1%	51.5%	50.4%
% of FP17s for Band 1 Urgent Courses	0	291	0.0%	8.4%	8.0%	9.1%
% of FP17s Relating to Free Repair or Replacements	0	291	0.0%	0.7%	0.8%	0.8%
% of FP17s Relating to Continuations	0	291	0.0%	1.0%	1.2%	1.3%
% of Patients satisfied with the dentistry they have received	2	2	N/A	93.2%	92.8%	92.7%
% of Patients satisfied with the time they had to wait for an appointment	1	2	N/A	87.4%	89.2%	88.8%

* This is based on patients treated on this contract for their most recent course of treatment. Figures in italics indicate the base number of FP17s or Patient Questionnaire responses are less than 100. N/A is shown where the base number of responses is less than 10 during the period. % is calculated as Quantity/Base number*100

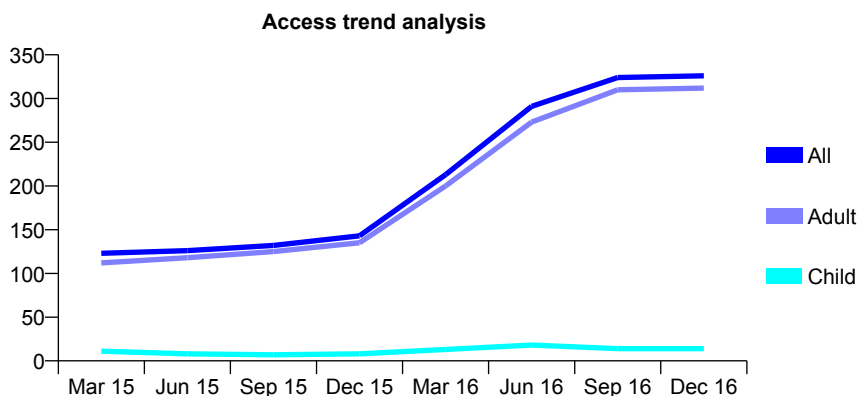
Q58 - Vital Signs At a Glance Contract Report for 135143/0002 - December 2016

Name or company name	GOFFS OAK DENTAL CARE
Contract type name	PDS Contract
Purpose of contract	General
Contract start date	25/02/2013
Contract end date	31/03/2018

16/17 Contracted general activity (UDA)	1,504
Carry forward general activity (UDA)	0
16/17 Contracted orthodontic activity (UOA)	0
Carry forward orthodontic activity (UOA)	0
Baseline contract value	£111,113.43

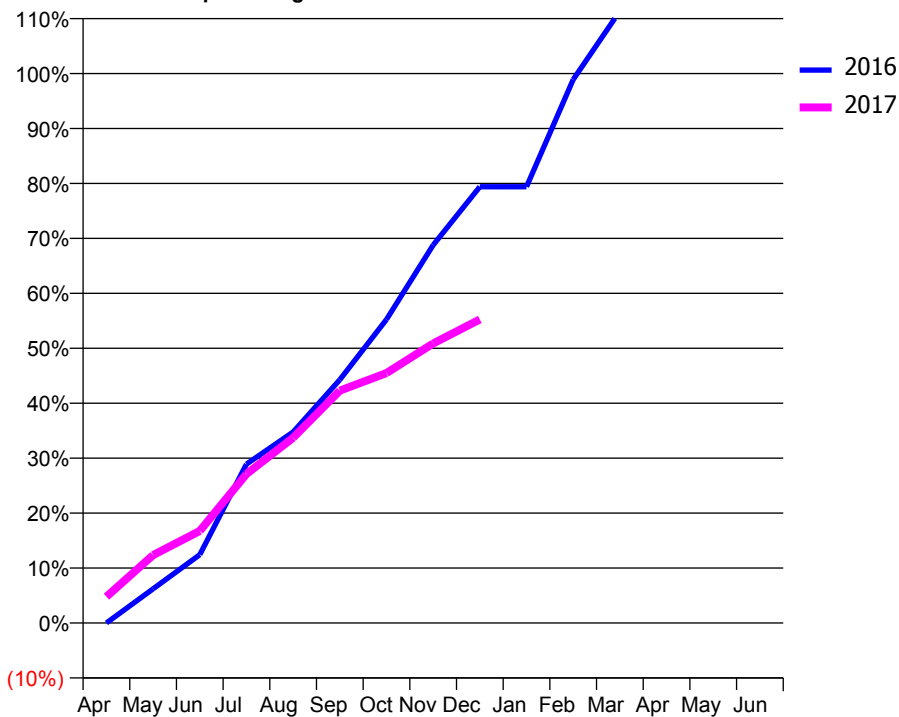
ACCESS*

Patients seen in 24 months	Total	Change since previous quarter
Quarter ending December 2015	143	
Quarter ending March 2016	213	↑
Quarter ending June 2016	291	↑
Quarter ending September 2016	324	↑
Quarter ending December 2016	326	→
Variance since December 2015	128.0%	↑



ACTIVITY

Cumulative percentage of contracted UDA delivered 2016 & 2017



Month	Adjusted Scheduled Activity (UDA)	
	2016	2017
April	0	72
May	51	186
June	102	252
July	237	408
August	285	507
September	363	636
October	453	684
November	564	765
December	651	831
January	651	
February	811	
March	913	
April	965	
May	965	
June	965	

QUALITY

	Quantity	Base Number	Contract	AT	Region	England
% of FP17s for the same patient ID Re-attending within 3 months - Children	1	15	6.7%	11.4%	12.1%	12.4%
% of FP17s for the same patient ID Re-attending within 3 months - Adults	2	281	0.7%	14.8%	15.9%	16.6%
% of FP17s for the same patient ID Re-attending between 3 & 9 months - Children	0	15	0.0%	55.6%	58.6%	57.5%
% of FP17s for the same patient ID Re-attending between 3 & 9 months - Adults	0	281	0.0%	48.1%	51.5%	50.4%
% of FP17s for Band 1 Urgent Courses	0	277	0.0%	8.4%	8.0%	9.1%
% of FP17s Relating to Free Repair or Replacements	0	277	0.0%	0.7%	0.8%	0.8%
% of FP17s Relating to Continuations	0	277	0.0%	1.0%	1.2%	1.3%
% of Patients satisfied with the dentistry they have received	1	1	N/A	93.2%	92.8%	92.7%
% of Patients satisfied with the time they had to wait for an appointment	1	1	N/A	87.4%	89.2%	88.8%

* This is based on patients treated on this contract for their most recent course of treatment. Figures in italics indicate the base number of FP17s or Patient Questionnaire responses are less than 100. N/A is shown where the base number of responses is less than 10 during the period. % is calculated as Quantity/Base number*100

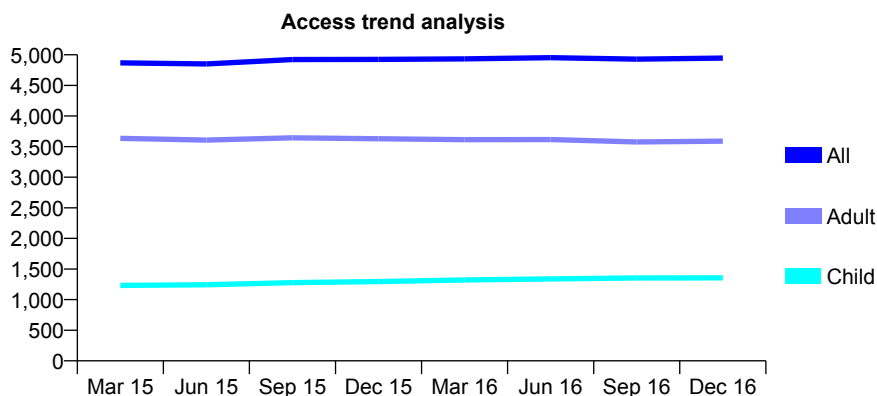
Q58 - Vital Signs At a Glance Contract Report for 135380/0001 - December 2016

Name or company name	Borehamwood Dental Practice Ltd
Contract type name	GDS Contract
Purpose of contract	General
Contract start date	19/11/2007
Contract end date	

16/17 Contracted general activity (UDA)	13,845
Carry forward general activity (UDA)	353
16/17 Contracted orthodontic activity (UOA)	0
Carry forward orthodontic activity (UOA)	0
Baseline contract value	£409,761.83

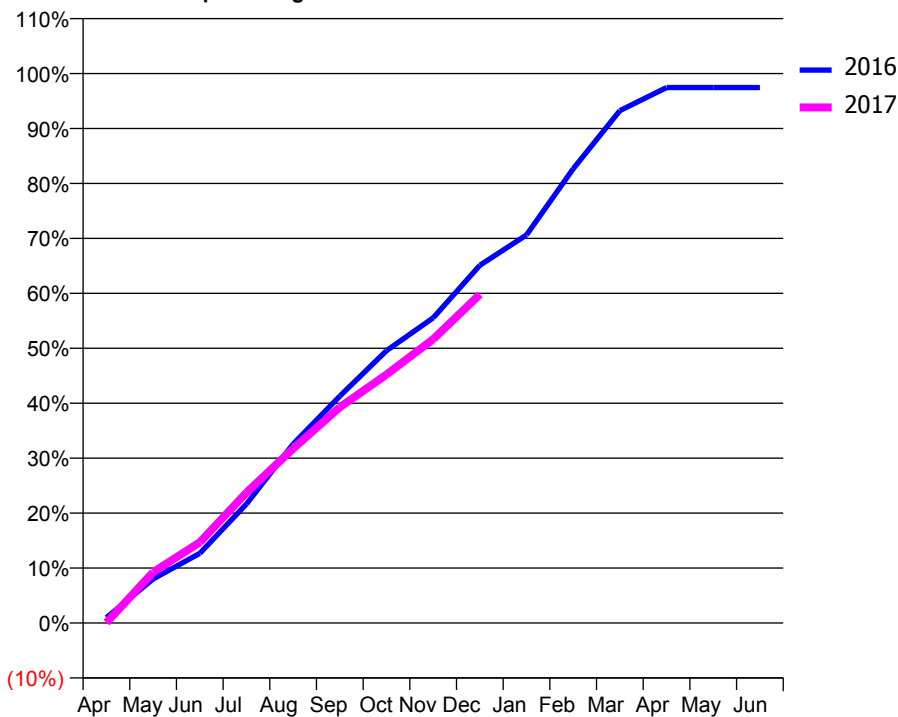
ACCESS*

Patients seen in 24 months	Total	Change since previous quarter
Quarter ending December 2015	4,924	
Quarter ending March 2016	4,934	→
Quarter ending June 2016	4,954	→
Quarter ending September 2016	4,930	→
Quarter ending December 2016	4,947	→
Variance since December 2015	0.5%	→



ACTIVITY

Cumulative percentage of contracted UDA delivered 2016 & 2017



Month	Adjusted Scheduled Activity (UDA)	
	2016	2017
April	138	13
May	1,111	1,282
June	1,756	2,035
July	2,997	3,287
August	4,509	4,396
September	5,715	5,438
October	6,861	6,261
November	7,688	7,152
December	9,011	8,279
January	9,778	
February	11,446	
March	12,910	
April	13,492	
May	13,491	
June	13,491	

QUALITY

	Quantity	Base Number	Contract	AT	Region	England
% of FP17s for the same patient ID Re-attending within 3 months - Children	120	1,392	8.6%	11.4%	12.1%	12.4%
% of FP17s for the same patient ID Re-attending within 3 months - Adults	536	3,392	15.8%	14.8%	15.9%	16.6%
% of FP17s for the same patient ID Re-attending between 3 & 9 months - Children	762	1,392	54.7%	55.6%	58.6%	57.5%
% of FP17s for the same patient ID Re-attending between 3 & 9 months - Adults	1,752	3,392	51.7%	48.1%	51.5%	50.4%
% of FP17s for Band 1 Urgent Courses	371	4,530	8.2%	8.4%	8.0%	9.1%
% of FP17s Relating to Free Repair or Replacements	13	4,530	0.3%	0.7%	0.8%	0.8%
% of FP17s Relating to Continuations	126	4,530	2.8%	1.0%	1.2%	1.3%
% of Patients satisfied with the dentistry they have received	3	3	N/A	93.2%	92.8%	92.7%
% of Patients satisfied with the time they had to wait for an appointment	3	3	N/A	87.4%	89.2%	88.8%

* This is based on patients treated on this contract for their most recent course of treatment. Figures in italics indicate the base number of FP17s or Patient Questionnaire responses are less than 100. N/A is shown where the base number of responses is less than 10 during the period. % is calculated as Quantity/Base number*100

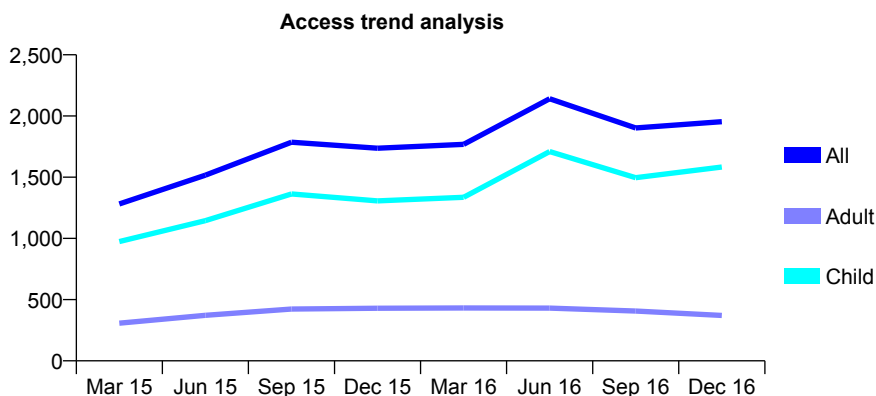
Q58 - Vital Signs At a Glance Contract Report for 137677/0003 - December 2016

Name or company name	Leagrave Clinic Ltd
Contract type name	GDS Contract
Purpose of contract	General
Contract start date	01/04/2014
Contract end date	31/03/2018

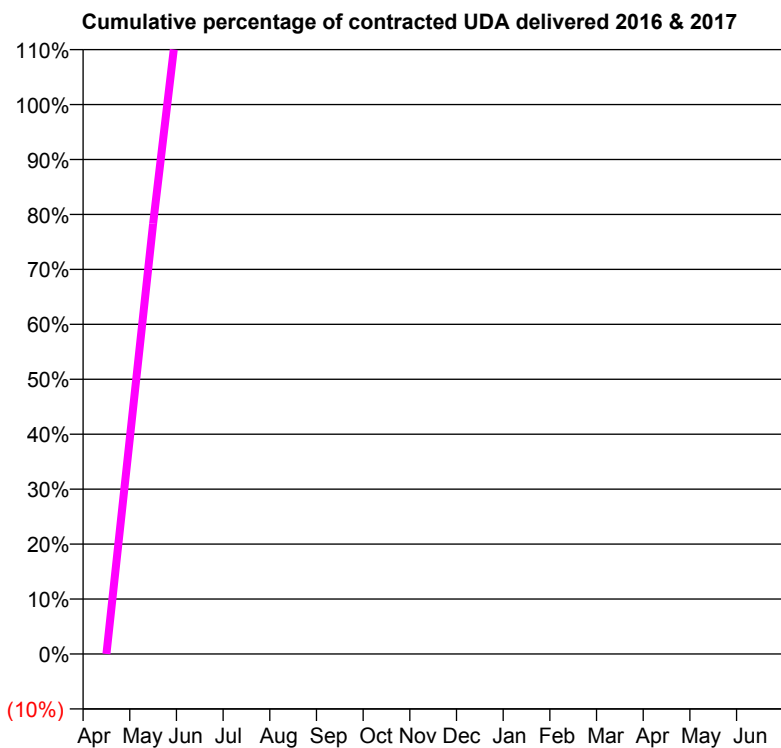
16/17 Contracted general activity (UDA)	900
Carry forward general activity (UDA)	0
16/17 Contracted orthodontic activity (UOA)	0
Carry forward orthodontic activity (UOA)	0
Baseline contract value	£564,510.33

ACCESS*

Patients seen in 24 months	Total	Change since previous quarter
Quarter ending December 2015	1,737	
Quarter ending March 2016	1,768	→
Quarter ending June 2016	2,141	↑
Quarter ending September 2016	1,903	↓
Quarter ending December 2016	1,954	↑
Variance since December 2015	12.5%	↑



ACTIVITY



Month	Adjusted Scheduled Activity (UDA)	
	2016	2017
April	-716	0
May	-370	705
June	-5	1,349
July	1,298	2,311
August	2,002	2,753
September	2,871	3,222
October	3,332	3,717
November	3,880	4,357
December	4,521	5,029
January	4,910	
February	5,503	
March	5,959	
April	6,013	
May	6,666	
June	7,578	

QUALITY

	Quantity	Base Number	Contract	AT	Region	England
% of FP17s for the same patient ID Re-attending within 3 months - Children	635	2,382	26.7%	11.4%	12.1%	12.4%
% of FP17s for the same patient ID Re-attending within 3 months - Adults	99	363	27.3%	14.8%	15.9%	16.6%
% of FP17s for the same patient ID Re-attending between 3 & 9 months - Children	25	2,382	1.0%	55.6%	58.6%	57.5%
% of FP17s for the same patient ID Re-attending between 3 & 9 months - Adults	9	363	2.5%	48.1%	51.5%	50.4%
% of FP17s for Band 1 Urgent Courses	0	2,171	0.0%	8.4%	8.0%	9.1%
% of FP17s Relating to Free Repair or Replacements	0	2,171	0.0%	0.7%	0.8%	0.8%
% of FP17s Relating to Continuations	23	2,171	1.1%	1.0%	1.2%	1.3%
% of Patients satisfied with the dentistry they have received	1	1	N/A	93.2%	92.8%	92.7%
% of Patients satisfied with the time they had to wait for an appointment	1	1	N/A	87.4%	89.2%	88.8%

* This is based on patients treated on this contract for their most recent course of treatment. Figures in italics indicate the base number of FP17s or Patient Questionnaire responses are less than 100. N/A is shown where the base number of responses is less than 10 during the period. % is calculated as Quantity/Base number*100

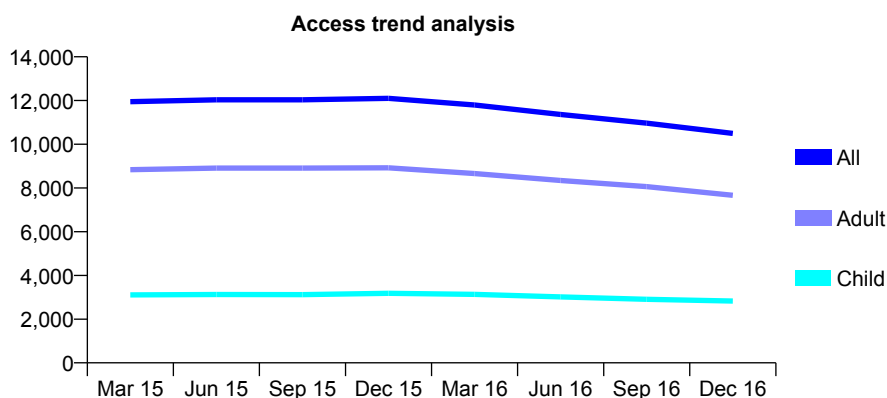
Q58 - Vital Signs At a Glance Contract Report for 138703/0002 - December 2016

Name or company name	Palladium Services Limited
Contract type name	GDS Contract
Purpose of contract	General
Contract start date	05/08/2011
Contract end date	

16/17 Contracted general activity (UDA)	24,913
Carry forward general activity (UDA)	-340
16/17 Contracted orthodontic activity (UOA)	0
Carry forward orthodontic activity (UOA)	0
Baseline contract value	£628,033.74

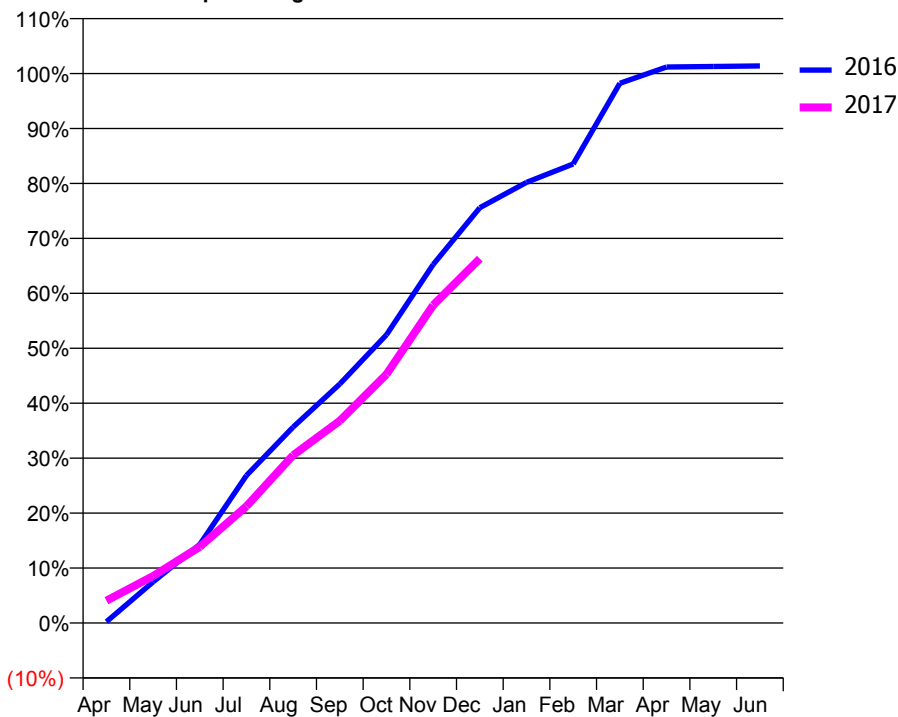
ACCESS*

Patients seen in 24 months	Total	Change since previous quarter
Quarter ending December 2015	12,102	
Quarter ending March 2016	11,795	↓
Quarter ending June 2016	11,362	↓
Quarter ending September 2016	10,968	↓
Quarter ending December 2016	10,495	↓
Variance since December 2015	(13.3%)	↓



ACTIVITY

Cumulative percentage of contracted UDA delivered 2016 & 2017



Month	Adjusted Scheduled Activity (UDA)	
	2016	2017
April	60	1,012
May	1,866	2,134
June	3,561	3,457
July	6,692	5,292
August	8,887	7,609
September	10,838	9,170
October	13,067	11,279
November	16,257	14,411
December	18,830	16,519
January	19,980	
February	20,812	
March	24,467	
April	25,207	
May	25,232	
June	25,253	

QUALITY

	Quantity	Base Number	Contract	AT	Region	England
% of FP17s for the same patient ID Re-attending within 3 months - Children	99	2,959	3.3%	11.4%	12.1%	12.4%
% of FP17s for the same patient ID Re-attending within 3 months - Adults	330	5,803	5.7%	14.8%	15.9%	16.6%
% of FP17s for the same patient ID Re-attending between 3 & 9 months - Children	1,989	2,959	67.2%	55.6%	58.6%	57.5%
% of FP17s for the same patient ID Re-attending between 3 & 9 months - Adults	2,663	5,803	45.9%	48.1%	51.5%	50.4%
% of FP17s for Band 1 Urgent Courses	376	8,351	4.5%	8.4%	8.0%	9.1%
% of FP17s Relating to Free Repair or Replacements	50	8,351	0.6%	0.7%	0.8%	0.8%
% of FP17s Relating to Continuations	8	8,351	0.1%	1.0%	1.2%	1.3%
% of Patients satisfied with the dentistry they have received	11	12	91.7%	93.2%	92.8%	92.7%
% of Patients satisfied with the time they had to wait for an appointment	5	12	41.7%	87.4%	89.2%	88.8%

* This is based on patients treated on this contract for their most recent course of treatment. Figures in italics indicate the base number of FP17s or Patient Questionnaire responses are less than 100. N/A is shown where the base number of responses is less than 10 during the period. % is calculated as Quantity/Base number*100

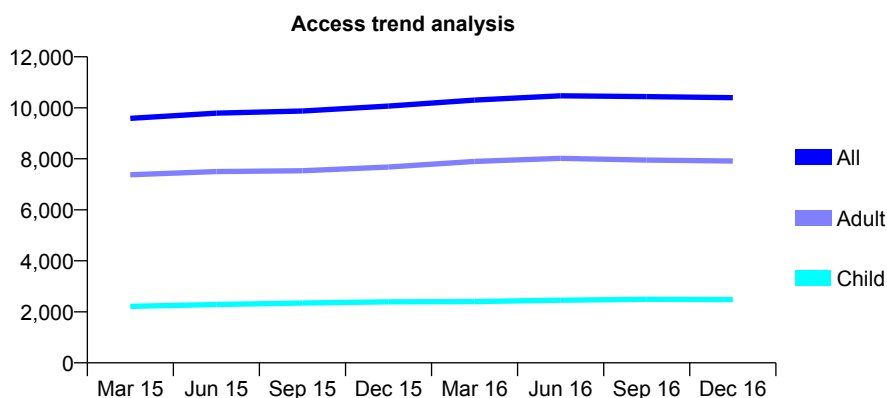
Q58 - Vital Signs At a Glance Contract Report for 140732/0001 - December 2016

Name or company name	The Watford Dental Partnership Ltd
Contract type name	GDS Contract
Purpose of contract	General
Contract start date	01/10/2011
Contract end date	

16/17 Contracted general activity (UDA)	22,916
Carry forward general activity (UDA)	893
16/17 Contracted orthodontic activity (UOA)	0
Carry forward orthodontic activity (UOA)	0
Baseline contract value	£530,730.63

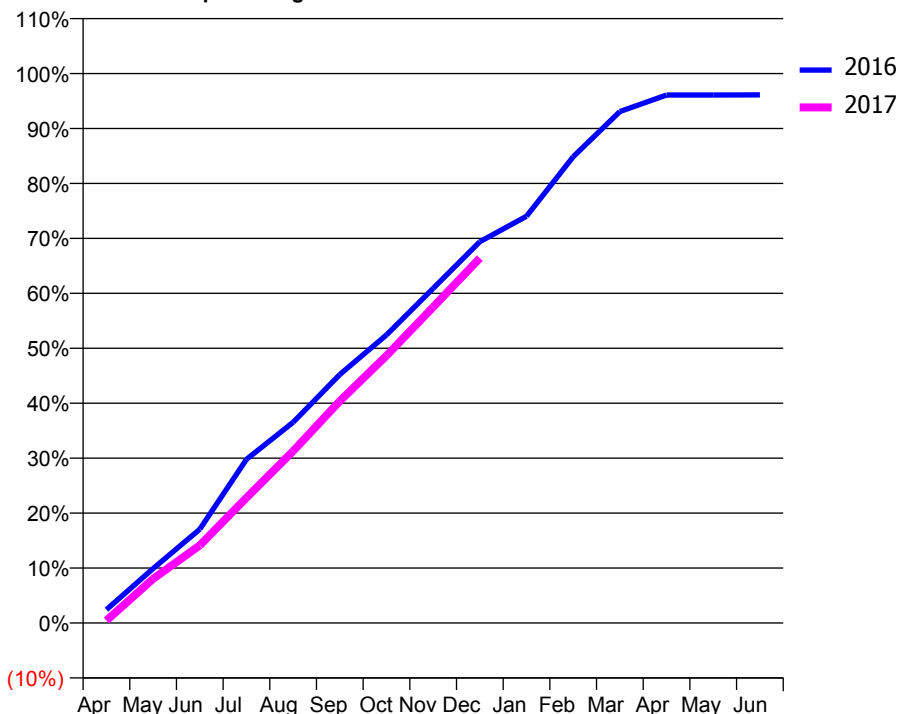
ACCESS*

Patients seen in 24 months	Total	Change since previous quarter
Quarter ending December 2015	10,070	
Quarter ending March 2016	10,303	↑
Quarter ending June 2016	10,473	→
Quarter ending September 2016	10,438	→
Quarter ending December 2016	10,395	→
Variance since December 2015	3.2%	↑



ACTIVITY

Cumulative percentage of contracted UDA delivered 2016 & 2017



Month	Adjusted Scheduled Activity (UDA)	
	2016	2017
April	561	102
May	2,271	1,846
June	3,914	3,238
July	6,828	5,225
August	8,375	7,170
September	10,364	9,254
October	12,017	11,146
November	13,953	13,178
December	15,902	15,216
January	16,965	
February	19,443	
March	21,332	
April	22,016	
May	22,019	
June	22,022	

QUALITY

	Quantity	Base Number	Contract	AT	Region	England
% of FP17s for the same patient ID Re-attending within 3 months - Children	171	2,469	6.9%	11.4%	12.1%	12.4%
% of FP17s for the same patient ID Re-attending within 3 months - Adults	988	7,198	13.7%	14.8%	15.9%	16.6%
% of FP17s for the same patient ID Re-attending between 3 & 9 months - Children	1,238	2,469	50.1%	55.6%	58.6%	57.5%
% of FP17s for the same patient ID Re-attending between 3 & 9 months - Adults	3,228	7,198	44.8%	48.1%	51.5%	50.4%
% of FP17s for Band 1 Urgent Courses	920	8,534	10.8%	8.4%	8.0%	9.1%
% of FP17s Relating to Free Repair or Replacements	49	8,534	0.6%	0.7%	0.8%	0.8%
% of FP17s Relating to Continuations	29	8,534	0.3%	1.0%	1.2%	1.3%
% of Patients satisfied with the dentistry they have received	12	12	100.0%	93.2%	92.8%	92.7%
% of Patients satisfied with the time they had to wait for an appointment	11	12	91.7%	87.4%	89.2%	88.8%

* This is based on patients treated on this contract for their most recent course of treatment. Figures in italics indicate the base number of FP17s or Patient Questionnaire responses are less than 100. N/A is shown where the base number of responses is less than 10 during the period. % is calculated as Quantity/Base number*100

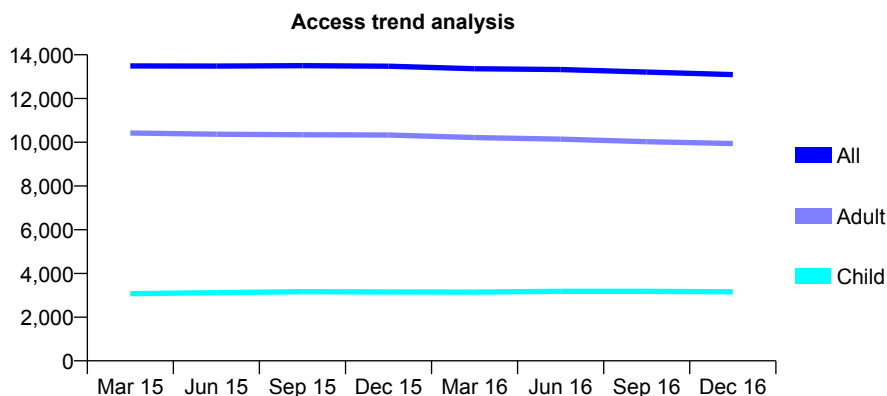
Q58 - Vital Signs At a Glance Contract Report for 141607/0001 - December 2016

Name or company name	Ware Dental Care
Contract type name	GDS Contract
Purpose of contract	General
Contract start date	01/06/2007
Contract end date	

16/17 Contracted general activity (UDA)	35,500
Carry forward general activity (UDA)	-164
16/17 Contracted orthodontic activity (UOA)	0
Carry forward orthodontic activity (UOA)	0
Baseline contract value	£911,088.56

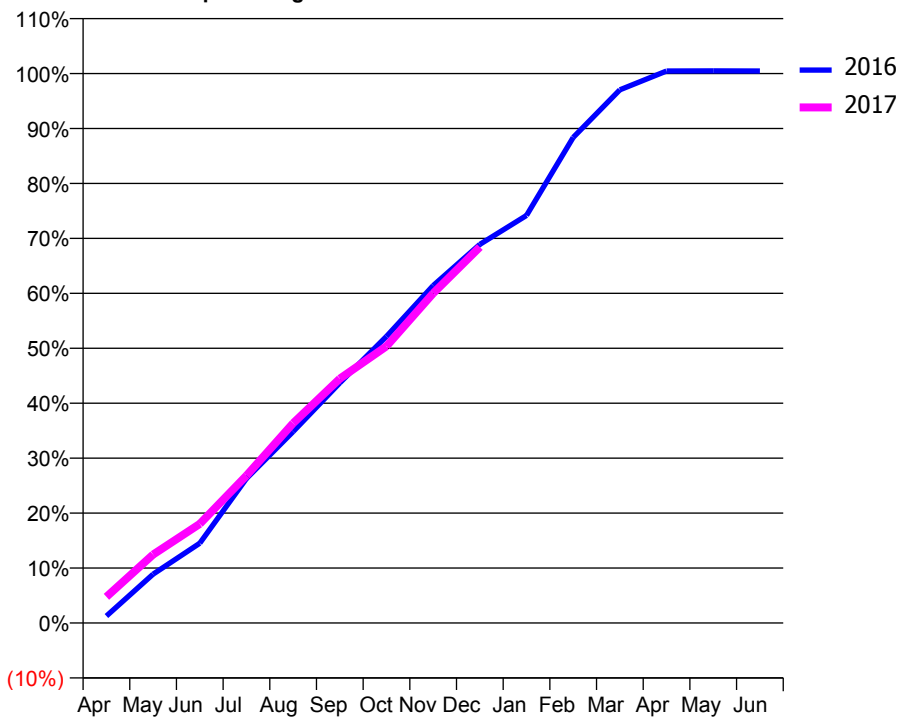
ACCESS*

Patients seen in 24 months	Total	Change since previous quarter
Quarter ending December 2015	13,481	
Quarter ending March 2016	13,360	→
Quarter ending June 2016	13,323	→
Quarter ending September 2016	13,208	→
Quarter ending December 2016	13,097	→
Variance since December 2015	(2.8%)	↓



ACTIVITY

Cumulative percentage of contracted UDA delivered 2016 & 2017



QUALITY

	Quantity	Base Number	Contract	AT	Region	England
% of FP17s for the same patient ID Re-attending within 3 months - Children	206	3,710	5.6%	11.4%	12.1%	12.4%
% of FP17s for the same patient ID Re-attending within 3 months - Adults	1,412	11,288	12.5%	14.8%	15.9%	16.6%
% of FP17s for the same patient ID Re-attending between 3 & 9 months - Children	2,469	3,710	66.5%	55.6%	58.6%	57.5%
% of FP17s for the same patient ID Re-attending between 3 & 9 months - Adults	6,870	11,288	60.9%	48.1%	51.5%	50.4%
% of FP17s for Band 1 Urgent Courses	1,311	14,358	9.1%	8.4%	8.0%	9.1%
% of FP17s Relating to Free Repair or Replacements	52	14,358	0.4%	0.7%	0.8%	0.8%
% of FP17s Relating to Continuations	81	14,358	0.6%	1.0%	1.2%	1.3%
% of Patients satisfied with the dentistry they have received	25	25	100.0%	93.2%	92.8%	92.7%
% of Patients satisfied with the time they had to wait for an appointment	23	25	92.0%	87.4%	89.2%	88.8%

* This is based on patients treated on this contract for their most recent course of treatment. Figures in italics indicate the base number of FP17s or Patient Questionnaire responses are less than 100. N/A is shown where the base number of responses is less than 10 during the period. % is calculated as Quantity/Base number*100

Q58 - Vital Signs At a Glance Contract Report for 141607/0002 - December 2016

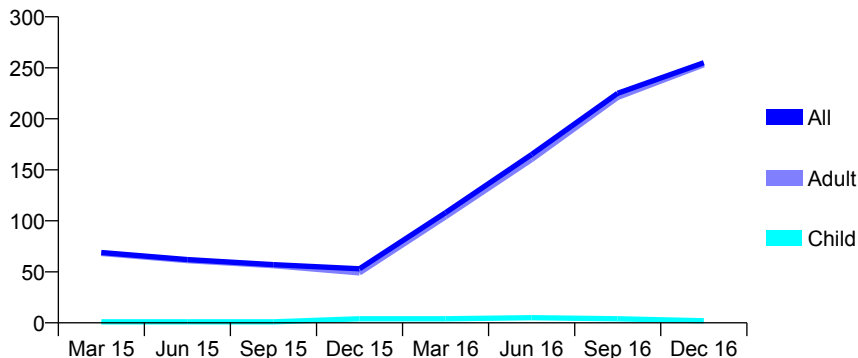
Name or company name	Ware Dental Care
Contract type name	PDS Contract
Purpose of contract	General
Contract start date	21/01/2013
Contract end date	31/03/2018

16/17 Contracted general activity (UDA)	1,636
Carry forward general activity (UDA)	0
16/17 Contracted orthodontic activity (UOA)	0
Carry forward orthodontic activity (UOA)	0
Baseline contract value	£74,254.60

ACCESS*

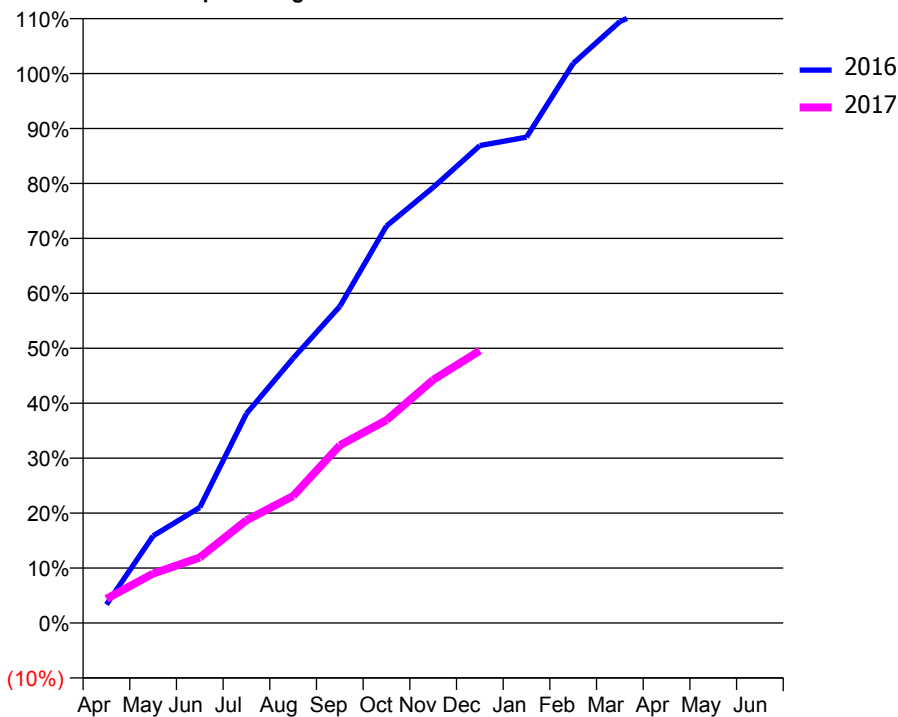
Patients seen in 24 months	Total	Change since previous quarter
Quarter ending December 2015	53	
Quarter ending March 2016	108	↑
Quarter ending June 2016	165	↑
Quarter ending September 2016	225	↑
Quarter ending December 2016	255	↑
Variance since December 2015	381.1%	↑

Access trend analysis



ACTIVITY

Cumulative percentage of contracted UDA delivered 2016 & 2017



Adjusted Scheduled Activity (UDA)

Month	2016	2017
April	33	72
May	156	147
June	207	195
July	375	306
August	474	378
September	567	529
October	711	604
November	780	724
December	855	811
January	870	
February	1,002	
March	1,077	
April	1,113	
May	1,113	
June	1,116	

QUALITY

	Quantity	Base Number	Contract	AT	Region	England
% of FP17s for the same patient ID Re-attending within 3 months - Children	0	4	0.0%	11.4%	12.1%	12.4%
% of FP17s for the same patient ID Re-attending within 3 months - Adults	2	280	0.7%	14.8%	15.9%	16.6%
% of FP17s for the same patient ID Re-attending between 3 & 9 months - Children	0	4	0.0%	55.6%	58.6%	57.5%
% of FP17s for the same patient ID Re-attending between 3 & 9 months - Adults	1	280	0.4%	48.1%	51.5%	50.4%
% of FP17s for Band 1 Urgent Courses	0	271	0.0%	8.4%	8.0%	9.1%
% of FP17s Relating to Free Repair or Replacements	0	271	0.0%	0.7%	0.8%	0.8%
% of FP17s Relating to Continuations	0	271	0.0%	1.0%	1.2%	1.3%
% of Patients satisfied with the dentistry they have received	0	0	N/A	93.2%	92.8%	92.7%
% of Patients satisfied with the time they had to wait for an appointment	0	0	N/A	87.4%	89.2%	88.8%

* This is based on patients treated on this contract for their most recent course of treatment. Figures in italics indicate the base number of FP17s or Patient Questionnaire responses are less than 100. N/A is shown where the base number of responses is less than 10 during the period. % is calculated as Quantity/Base number*100

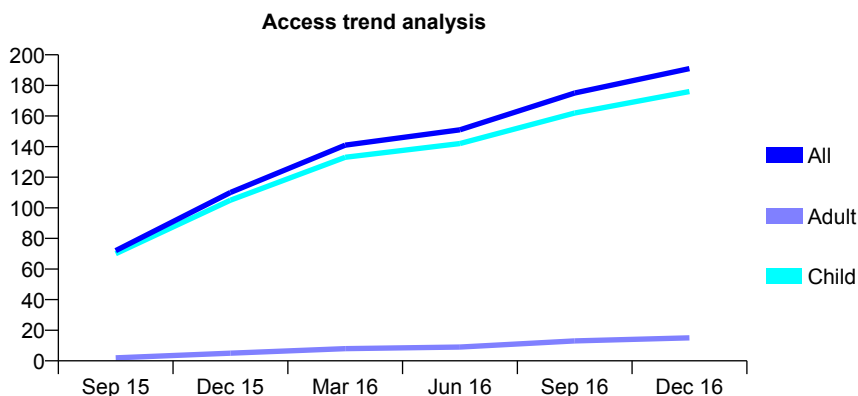
Q58 - Vital Signs At a Glance Contract Report for 144185/0001 - December 2016

Name or company name	Boxmoor House Dental Practice
Contract type name	GDS Contract
Purpose of contract	General
Contract start date	13/07/2015
Contract end date	

16/17 Contracted general activity (UDA)	399
Carry forward general activity (UDA)	-4
16/17 Contracted orthodontic activity (UOA)	0
Carry forward orthodontic activity (UOA)	0
Baseline contract value	£8,749.04

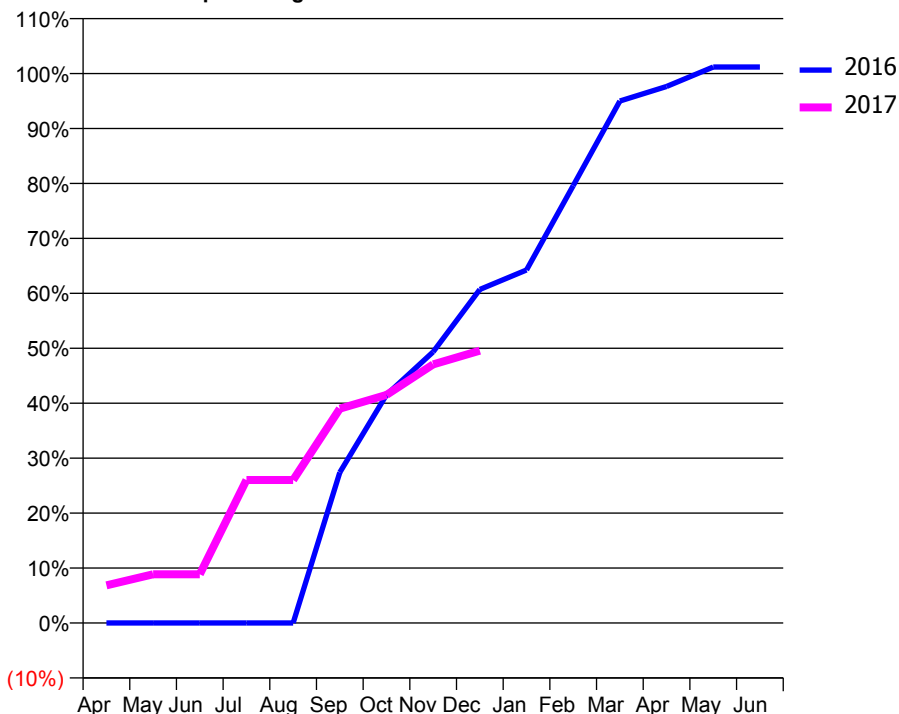
ACCESS*

Patients seen in 24 months	Total	Change since previous quarter
Quarter ending December 2015	110	
Quarter ending March 2016	141	↑
Quarter ending June 2016	151	↑
Quarter ending September 2016	175	↑
Quarter ending December 2016	191	↑
Variance since December 2015	73.6%	↑



ACTIVITY

Cumulative percentage of contracted UDA delivered 2016 & 2017



Month	Adjusted Scheduled Activity (UDA)	
	2016	2017
April	0	27
May	0	35
June	0	35
July	0	104
August	0	104
September	93	156
October	141	166
November	168	188
December	206	198
January	218	
February	271	
March	323	
April	332	
May	344	
June	344	

QUALITY

	Quantity	Base Number	Contract	AT	Region	England
% of FP17s for the same patient ID Re-attending within 3 months - Children	18	161	11.2%	11.4%	12.1%	12.4%
% of FP17s for the same patient ID Re-attending within 3 months - Adults	0	1	0.0%	14.8%	15.9%	16.6%
% of FP17s for the same patient ID Re-attending between 3 & 9 months - Children	79	161	49.1%	55.6%	58.6%	57.5%
% of FP17s for the same patient ID Re-attending between 3 & 9 months - Adults	1	1	100.0%	48.1%	51.5%	50.4%
% of FP17s for Band 1 Urgent Courses	12	145	8.3%	8.4%	8.0%	9.1%
% of FP17s Relating to Free Repair or Replacements	0	145	0.0%	0.7%	0.8%	0.8%
% of FP17s Relating to Continuations	0	145	0.0%	1.0%	1.2%	1.3%
% of Patients satisfied with the dentistry they have received	0	0	N/A	93.2%	92.8%	92.7%
% of Patients satisfied with the time they had to wait for an appointment	0	0	N/A	87.4%	89.2%	88.8%

* This is based on patients treated on this contract for their most recent course of treatment. Figures in italics indicate the base number of FP17s or Patient Questionnaire responses are less than 100. N/A is shown where the base number of responses is less than 10 during the period. % is calculated as Quantity/Base number*100

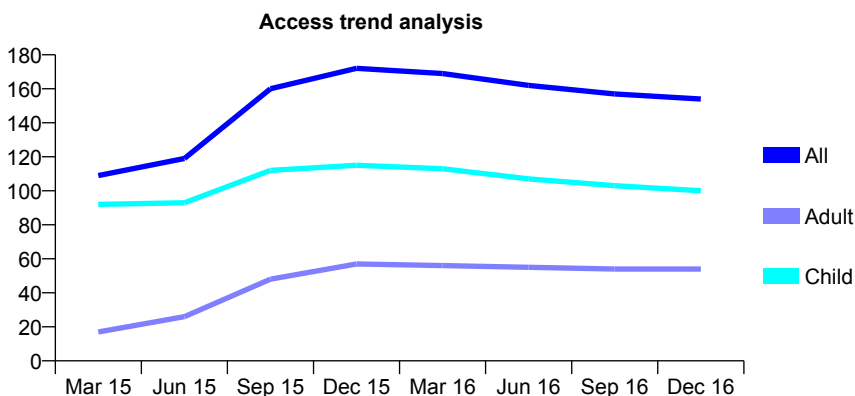
Q58 - Vital Signs At a Glance Contract Report for 144401/0001 - December 2016

Name or company name	Berkeley Clinic
Contract type name	GDS Contract
Purpose of contract	General
Contract start date	01/04/2014
Contract end date	

16/17 Contracted general activity (UDA)	375
Carry forward general activity (UDA)	-3
16/17 Contracted orthodontic activity (UOA)	0
Carry forward orthodontic activity (UOA)	0
Baseline contract value	£9,308.52

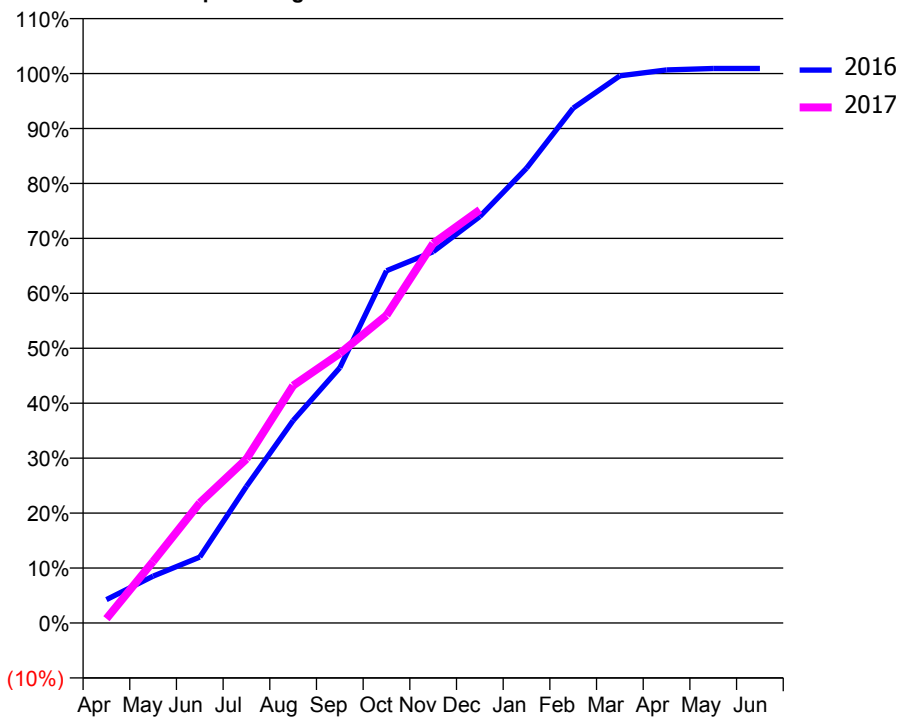
ACCESS*

Patients seen in 24 months	Total	Change since previous quarter
Quarter ending December 2015	172	
Quarter ending March 2016	169	↓
Quarter ending June 2016	162	↓
Quarter ending September 2016	157	↓
Quarter ending December 2016	154	↓
Variance since December 2015	(10.5%)	↓



ACTIVITY

Cumulative percentage of contracted UDA delivered 2016 & 2017



Month	Adjusted Scheduled Activity (UDA)	
	2016	2017
April	16	3
May	32	42
June	45	82
July	93	112
August	138	162
September	174	184
October	240	210
November	253	259
December	277	282
January	310	
February	351	
March	373	
April	377	
May	378	
June	378	

QUALITY

	Quantity	Base Number	Contract	AT	Region	England
% of FP17s for the same patient ID Re-attending within 3 months - Children	14	114	12.3%	11.4%	12.1%	12.4%
% of FP17s for the same patient ID Re-attending within 3 months - Adults	3	26	11.5%	14.8%	15.9%	16.6%
% of FP17s for the same patient ID Re-attending between 3 & 9 months - Children	65	114	57.0%	55.6%	58.6%	57.5%
% of FP17s for the same patient ID Re-attending between 3 & 9 months - Adults	15	26	57.7%	48.1%	51.5%	50.4%
% of FP17s for Band 1 Urgent Courses	0	135	0.0%	8.4%	8.0%	9.1%
% of FP17s Relating to Free Repair or Replacements	0	135	0.0%	0.7%	0.8%	0.8%
% of FP17s Relating to Continuations	5	135	3.7%	1.0%	1.2%	1.3%
% of Patients satisfied with the dentistry they have received	0	0	N/A	93.2%	92.8%	92.7%
% of Patients satisfied with the time they had to wait for an appointment	0	0	N/A	87.4%	89.2%	88.8%

* This is based on patients treated on this contract for their most recent course of treatment. Figures in italics indicate the base number of FP17s or Patient Questionnaire responses are less than 100. N/A is shown where the base number of responses is less than 10 during the period. % is calculated as Quantity/Base number*100

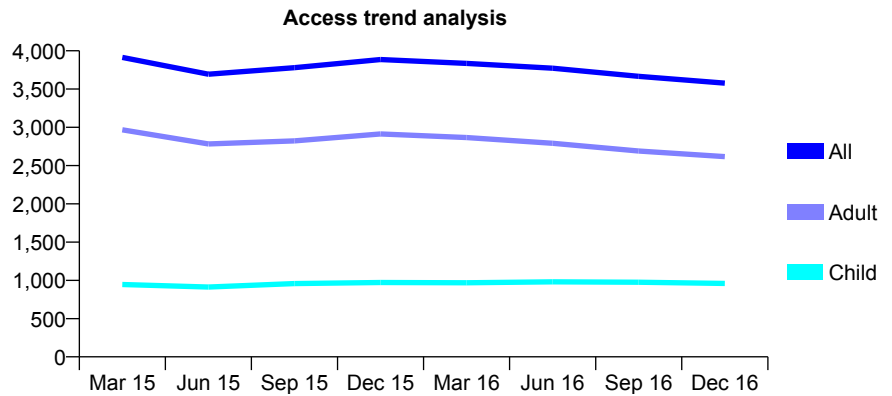
Q58 - Vital Signs At a Glance Contract Report for 144789/0001 - December 2016

Name or company name	SAAB Professional Ltd
Contract type name	GDS Contract
Purpose of contract	General
Contract start date	01/01/2011
Contract end date	

16/17 Contracted general activity (UDA)	7,343
Carry forward general activity (UDA)	-10
16/17 Contracted orthodontic activity (UOA)	0
Carry forward orthodontic activity (UOA)	0
Baseline contract value	£178,623.07

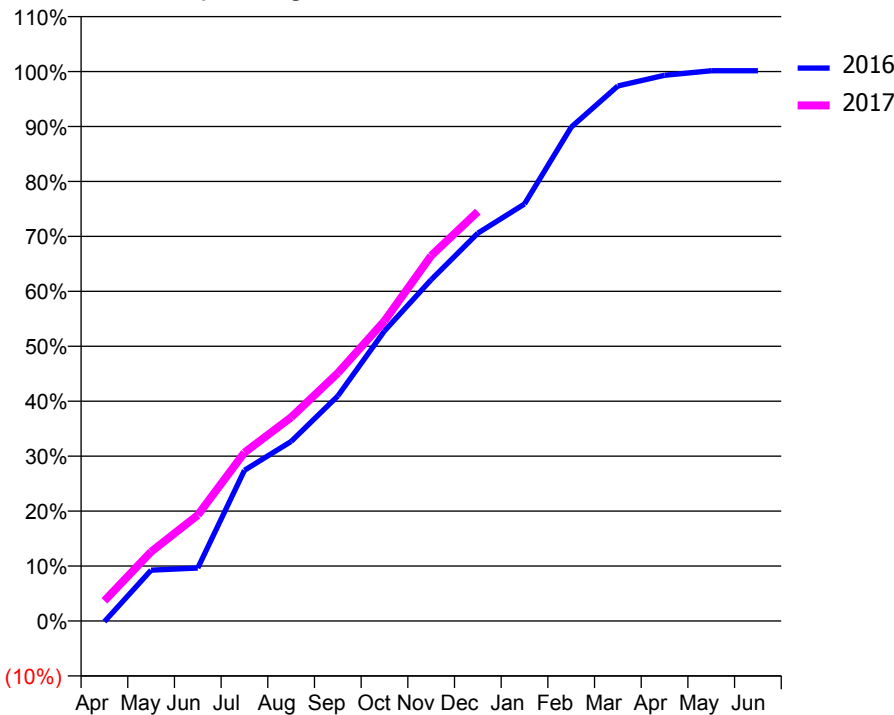
ACCESS*

Patients seen in 24 months	Total	Change since previous quarter
Quarter ending December 2015	3,886	
Quarter ending March 2016	3,836	↓
Quarter ending June 2016	3,772	↓
Quarter ending September 2016	3,666	↓
Quarter ending December 2016	3,577	↓
Variance since December 2015	(8.0%)	↓



ACTIVITY

Cumulative percentage of contracted UDA delivered 2016 & 2017



Month	Adjusted Scheduled Activity (UDA)	
	2016	2017
April	-9	270
May	681	926
June	708	1,415
July	2,015	2,252
August	2,399	2,722
September	3,007	3,313
October	3,876	4,010
November	4,560	4,882
December	5,183	5,471
January	5,573	
February	6,599	
March	7,151	
April	7,292	
May	7,354	
June	7,354	

QUALITY

	Quantity	Base Number	Contract	AT	Region	England
% of FP17s for the same patient ID Re-attending within 3 months - Children	36	942	3.8%	11.4%	12.1%	12.4%
% of FP17s for the same patient ID Re-attending within 3 months - Adults	132	2,431	5.4%	14.8%	15.9%	16.6%
% of FP17s for the same patient ID Re-attending between 3 & 9 months - Children	548	942	58.2%	55.6%	58.6%	57.5%
% of FP17s for the same patient ID Re-attending between 3 & 9 months - Adults	1,500	2,431	61.7%	48.1%	51.5%	50.4%
% of FP17s for Band 1 Urgent Courses	202	3,211	6.3%	8.4%	8.0%	9.1%
% of FP17s Relating to Free Repair or Replacements	5	3,211	0.2%	0.7%	0.8%	0.8%
% of FP17s Relating to Continuations	2	3,211	0.1%	1.0%	1.2%	1.3%
% of Patients satisfied with the dentistry they have received	2	2	N/A	93.2%	92.8%	92.7%
% of Patients satisfied with the time they had to wait for an appointment	1	2	N/A	87.4%	89.2%	88.8%

* This is based on patients treated on this contract for their most recent course of treatment. Figures in italics indicate the base number of FP17s or Patient Questionnaire responses are less than 100. N/A is shown where the base number of responses is less than 10 during the period. % is calculated as Quantity/Base number*100

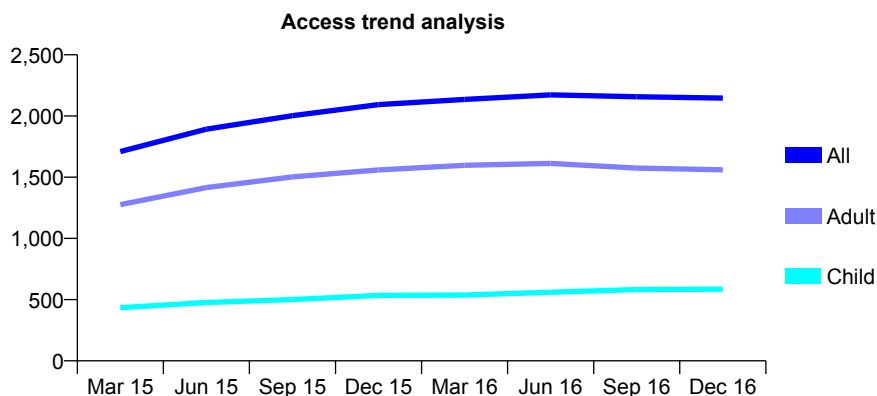
Q58 - Vital Signs At a Glance Contract Report for 145246/0001 - December 2016

Name or company name	Mr M Eyrumlu and Mr A Eyrumlu
Contract type name	GDS Contract
Purpose of contract	General
Contract start date	07/05/2014
Contract end date	

16/17 Contracted general activity (UDA)	9,500
Carry forward general activity (UDA)	47
16/17 Contracted orthodontic activity (UOA)	0
Carry forward orthodontic activity (UOA)	0
Baseline contract value	£325,501.59

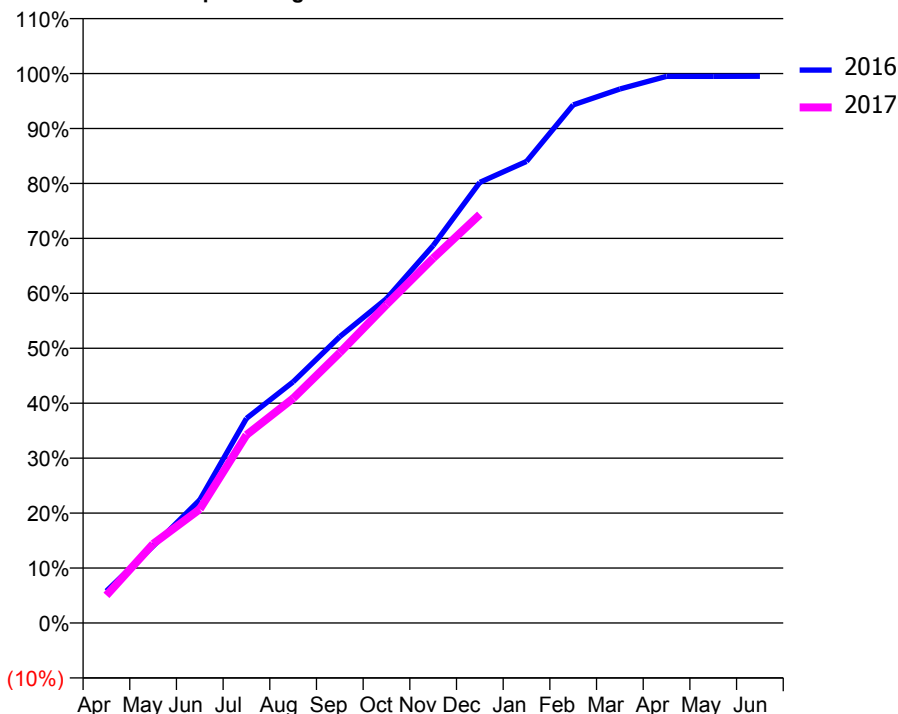
ACCESS*

Patients seen in 24 months	Total	Change since previous quarter
Quarter ending December 2015	2,093	
Quarter ending March 2016	2,136	↑
Quarter ending June 2016	2,173	→
Quarter ending September 2016	2,157	→
Quarter ending December 2016	2,147	→
Variance since December 2015	2.6%	↑



ACTIVITY

Cumulative percentage of contracted UDA delivered 2016 & 2017



Month	Adjusted Scheduled Activity (UDA)	
	2016	2017
April	552	478
May	1,328	1,367
June	2,128	1,968
July	3,537	3,253
August	4,170	3,884
September	4,951	4,675
October	5,608	5,505
November	6,526	6,306
December	7,618	7,063
January	7,979	
February	8,958	
March	9,232	
April	9,451	
May	9,451	
June	9,452	

QUALITY

	Quantity	Base Number	Contract	AT	Region	England
% of FP17s for the same patient ID Re-attending within 3 months - Children	33	709	4.7%	11.4%	12.1%	12.4%
% of FP17s for the same patient ID Re-attending within 3 months - Adults	204	1,822	11.2%	14.8%	15.9%	16.6%
% of FP17s for the same patient ID Re-attending between 3 & 9 months - Children	395	709	55.7%	55.6%	58.6%	57.5%
% of FP17s for the same patient ID Re-attending between 3 & 9 months - Adults	1,028	1,822	56.4%	48.1%	51.5%	50.4%
% of FP17s for Band 1 Urgent Courses	102	2,429	4.2%	8.4%	8.0%	9.1%
% of FP17s Relating to Free Repair or Replacements	26	2,429	1.1%	0.7%	0.8%	0.8%
% of FP17s Relating to Continuations	39	2,429	1.6%	1.0%	1.2%	1.3%
% of Patients satisfied with the dentistry they have received	6	6	N/A	93.2%	92.8%	92.7%
% of Patients satisfied with the time they had to wait for an appointment	4	6	N/A	87.4%	89.2%	88.8%

* This is based on patients treated on this contract for their most recent course of treatment. Figures in italics indicate the base number of FP17s or Patient Questionnaire responses are less than 100. N/A is shown where the base number of responses is less than 10 during the period. % is calculated as Quantity/Base number*100

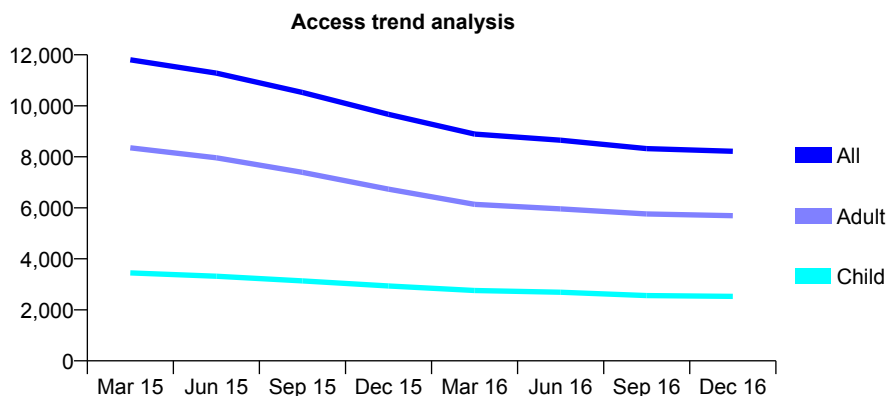
Q58 - Vital Signs At a Glance Contract Report for 145742/0001 - December 2016

Name or company name	Southdown Dental Practice
Contract type name	GDS Contract
Purpose of contract	General
Contract start date	01/12/2011
Contract end date	

16/17 Contracted general activity (UDA)	37,862
Carry forward general activity (UDA)	0
16/17 Contracted orthodontic activity (UOA)	0
Carry forward orthodontic activity (UOA)	0
Baseline contract value	£1,023,130.85

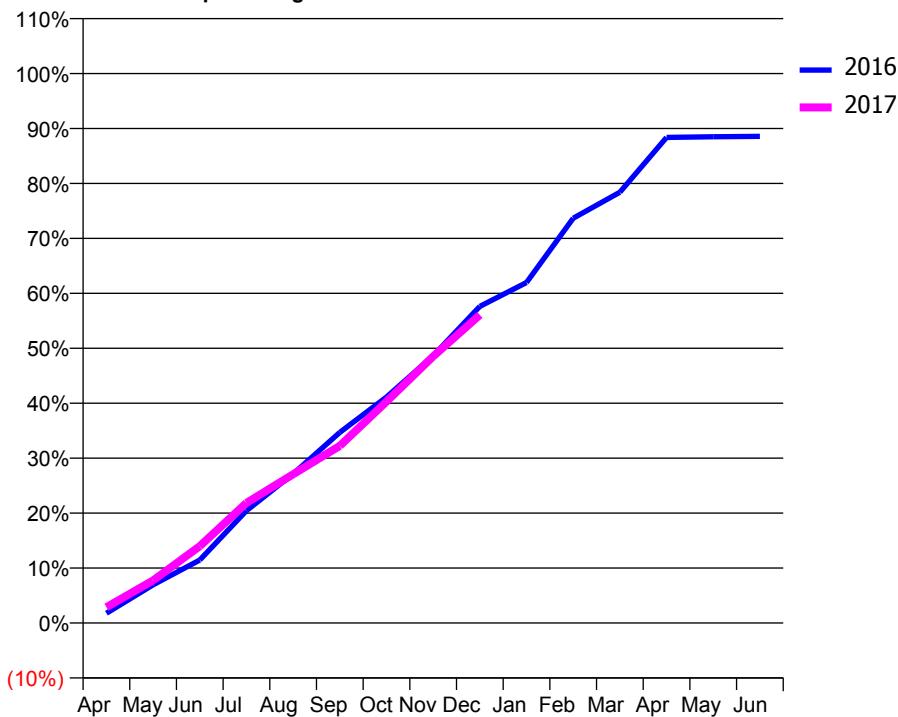
ACCESS*

Patients seen in 24 months	Total	Change since previous quarter
Quarter ending December 2015	9,666	
Quarter ending March 2016	8,891	↓
Quarter ending June 2016	8,650	↓
Quarter ending September 2016	8,319	↓
Quarter ending December 2016	8,216	↓
Variance since December 2015	(15.0%)	↓



ACTIVITY

Cumulative percentage of contracted UDA delivered 2016 & 2017



Month	Adjusted Scheduled Activity (UDA)	
	2016	2017
April	671	1,086
May	2,628	2,937
June	4,345	5,297
July	7,742	8,275
August	10,279	10,246
September	13,134	12,207
October	15,566	15,253
November	18,419	18,370
December	21,819	21,231
January	23,458	
February	27,894	
March	29,679	
April	33,458	
May	33,508	
June	33,535	

QUALITY

	Quantity	Base Number	Contract	AT	Region	England
% of FP17s for the same patient ID Re-attending within 3 months - Children	195	2,666	7.3%	11.4%	12.1%	12.4%
% of FP17s for the same patient ID Re-attending within 3 months - Adults	688	5,243	13.1%	14.8%	15.9%	16.6%
% of FP17s for the same patient ID Re-attending between 3 & 9 months - Children	1,620	2,666	60.8%	55.6%	58.6%	57.5%
% of FP17s for the same patient ID Re-attending between 3 & 9 months - Adults	2,692	5,243	51.3%	48.1%	51.5%	50.4%
% of FP17s for Band 1 Urgent Courses	431	6,980	6.2%	8.4%	8.0%	9.1%
% of FP17s Relating to Free Repair or Replacements	84	6,980	1.2%	0.7%	0.8%	0.8%
% of FP17s Relating to Continuations	162	6,980	2.3%	1.0%	1.2%	1.3%
% of Patients satisfied with the dentistry they have received	8	9	N/A	93.2%	92.8%	92.7%
% of Patients satisfied with the time they had to wait for an appointment	7	9	N/A	87.4%	89.2%	88.8%

* This is based on patients treated on this contract for their most recent course of treatment. Figures in italics indicate the base number of FP17s or Patient Questionnaire responses are less than 100. N/A is shown where the base number of responses is less than 10 during the period. % is calculated as Quantity/Base number*100

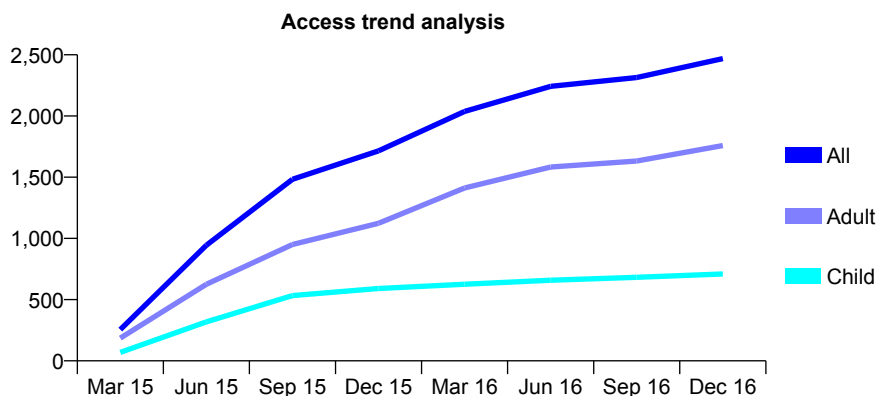
Q58 - Vital Signs At a Glance Contract Report for 146552/0001 - December 2016

Name or company name	Nadeem Rathore
Contract type name	GDS Contract
Purpose of contract	General
Contract start date	23/02/2015
Contract end date	

16/17 Contracted general activity (UDA)	6,279
Carry forward general activity (UDA)	-125
16/17 Contracted orthodontic activity (UOA)	0
Carry forward orthodontic activity (UOA)	0
Baseline contract value	£138,007.06

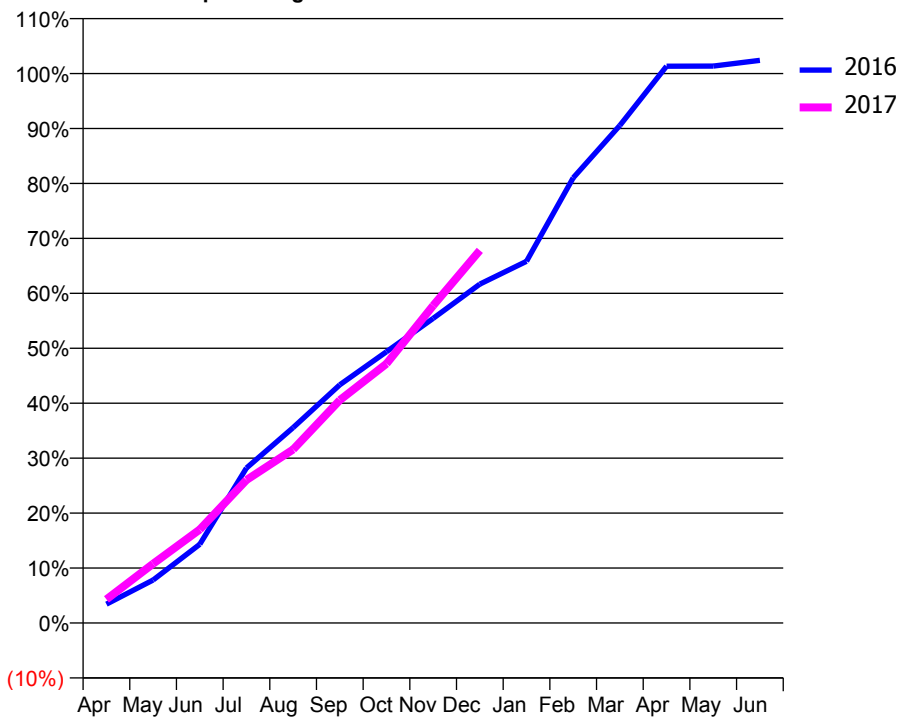
ACCESS*

Patients seen in 24 months	Total	Change since previous quarter
Quarter ending December 2015	1,715	
Quarter ending March 2016	2,038	↑
Quarter ending June 2016	2,242	↑
Quarter ending September 2016	2,314	↑
Quarter ending December 2016	2,469	↑
Variance since December 2015	44.0%	↑



ACTIVITY

Cumulative percentage of contracted UDA delivered 2016 & 2017



Month	Adjusted Scheduled Activity (UDA)	
	2016	2017
April	216	271
May	491	677
June	899	1,070
July	1,772	1,634
August	2,233	1,982
September	2,722	2,547
October	3,101	2,963
November	3,481	3,628
December	3,872	4,258
January	4,133	
February	5,087	
March	5,686	
April	6,362	
May	6,364	
June	6,429	

QUALITY

	Quantity	Base Number	Contract	AT	Region	England
% of FP17s for the same patient ID Re-attending within 3 months - Children	44	921	4.8%	11.4%	12.1%	12.4%
% of FP17s for the same patient ID Re-attending within 3 months - Adults	100	1,447	6.9%	14.8%	15.9%	16.6%
% of FP17s for the same patient ID Re-attending between 3 & 9 months - Children	612	921	66.4%	55.6%	58.6%	57.5%
% of FP17s for the same patient ID Re-attending between 3 & 9 months - Adults	693	1,447	47.9%	48.1%	51.5%	50.4%
% of FP17s for Band 1 Urgent Courses	96	2,043	4.7%	8.4%	8.0%	9.1%
% of FP17s Relating to Free Repair or Replacements	14	2,043	0.7%	0.7%	0.8%	0.8%
% of FP17s Relating to Continuations	0	2,043	0.0%	1.0%	1.2%	1.3%
% of Patients satisfied with the dentistry they have received	3	3	N/A	93.2%	92.8%	92.7%
% of Patients satisfied with the time they had to wait for an appointment	3	3	N/A	87.4%	89.2%	88.8%

* This is based on patients treated on this contract for their most recent course of treatment. Figures in italics indicate the base number of FP17s or Patient Questionnaire responses are less than 100. N/A is shown where the base number of responses is less than 10 during the period. % is calculated as Quantity/Base number*100

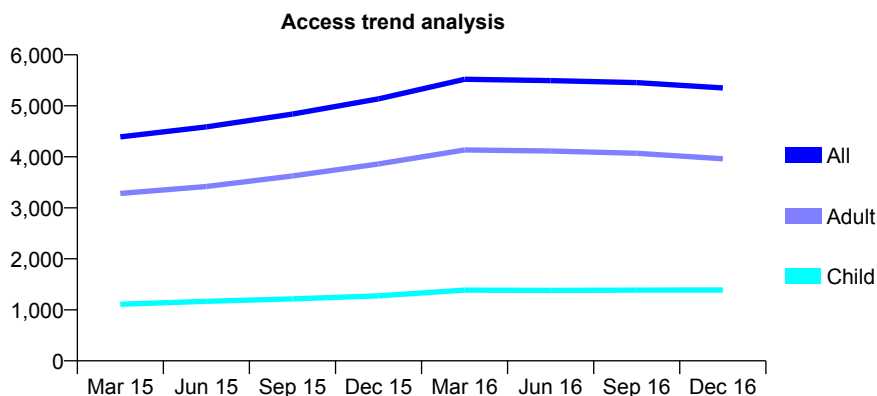
Q58 - Vital Signs At a Glance Contract Report for 147311/0001 - December 2016

Name or company name	Abington Dental Practice
Contract type name	GDS Contract
Purpose of contract	General
Contract start date	01/04/2014
Contract end date	

16/17 Contracted general activity (UDA)	15,504
Carry forward general activity (UDA)	-310
16/17 Contracted orthodontic activity (UOA)	0
Carry forward orthodontic activity (UOA)	0
Baseline contract value	£390,576.26

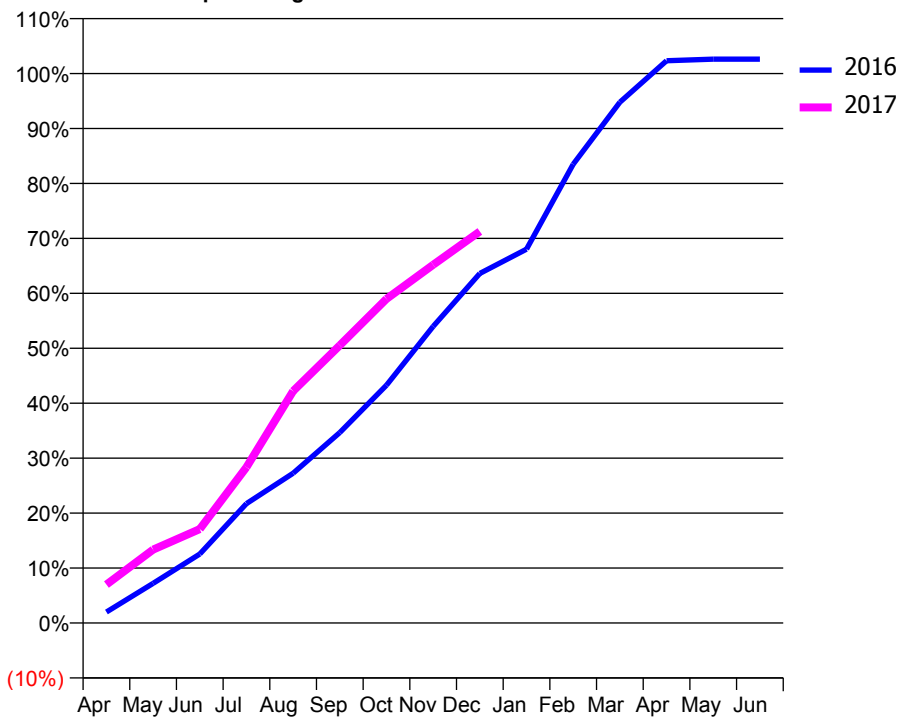
ACCESS*

Patients seen in 24 months	Total	Change since previous quarter
Quarter ending December 2015	5,135	
Quarter ending March 2016	5,521	↑
Quarter ending June 2016	5,494	→
Quarter ending September 2016	5,455	→
Quarter ending December 2016	5,350	↓
Variance since December 2015	4.2%	↑



ACTIVITY

Cumulative percentage of contracted UDA delivered 2016 & 2017



Month	Adjusted Scheduled Activity (UDA)	
	2016	2017
April	310	1,087
May	1,119	2,073
June	1,947	2,651
July	3,369	4,396
August	4,227	6,545
September	5,373	7,836
October	6,709	9,143
November	8,371	10,108
December	9,863	11,046
January	10,549	
February	12,943	
March	14,693	
April	15,863	
May	15,908	
June	15,908	

QUALITY

	Quantity	Base Number	Contract	AT	Region	England
% of FP17s for the same patient ID Re-attending within 3 months - Children	189	1,575	12.0%	11.4%	12.1%	12.4%
% of FP17s for the same patient ID Re-attending within 3 months - Adults	793	4,292	18.5%	14.8%	15.9%	16.6%
% of FP17s for the same patient ID Re-attending between 3 & 9 months - Children	934	1,575	59.3%	55.6%	58.6%	57.5%
% of FP17s for the same patient ID Re-attending between 3 & 9 months - Adults	2,544	4,292	59.3%	48.1%	51.5%	50.4%
% of FP17s for Band 1 Urgent Courses	446	5,271	8.5%	8.4%	8.0%	9.1%
% of FP17s Relating to Free Repair or Replacements	52	5,271	1.0%	0.7%	0.8%	0.8%
% of FP17s Relating to Continuations	25	5,271	0.5%	1.0%	1.2%	1.3%
% of Patients satisfied with the dentistry they have received	15	17	88.2%	93.2%	92.8%	92.7%
% of Patients satisfied with the time they had to wait for an appointment	15	17	88.2%	87.4%	89.2%	88.8%

* This is based on patients treated on this contract for their most recent course of treatment. Figures in italics indicate the base number of FP17s or Patient Questionnaire responses are less than 100. N/A is shown where the base number of responses is less than 10 during the period. % is calculated as Quantity/Base number*100

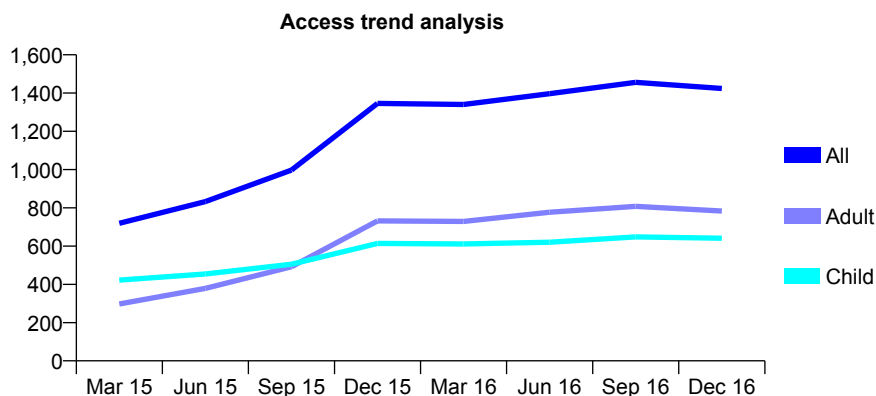
Q58 - Vital Signs At a Glance Contract Report for 147893/0001 - December 2016

Name or company name	Hockerill Dental Practice
Contract type name	GDS Contract
Purpose of contract	General
Contract start date	01/10/2013
Contract end date	

16/17 Contracted general activity (UDA)	2,475
Carry forward general activity (UDA)	-49
16/17 Contracted orthodontic activity (UOA)	0
Carry forward orthodontic activity (UOA)	0
Baseline contract value	£69,901.02

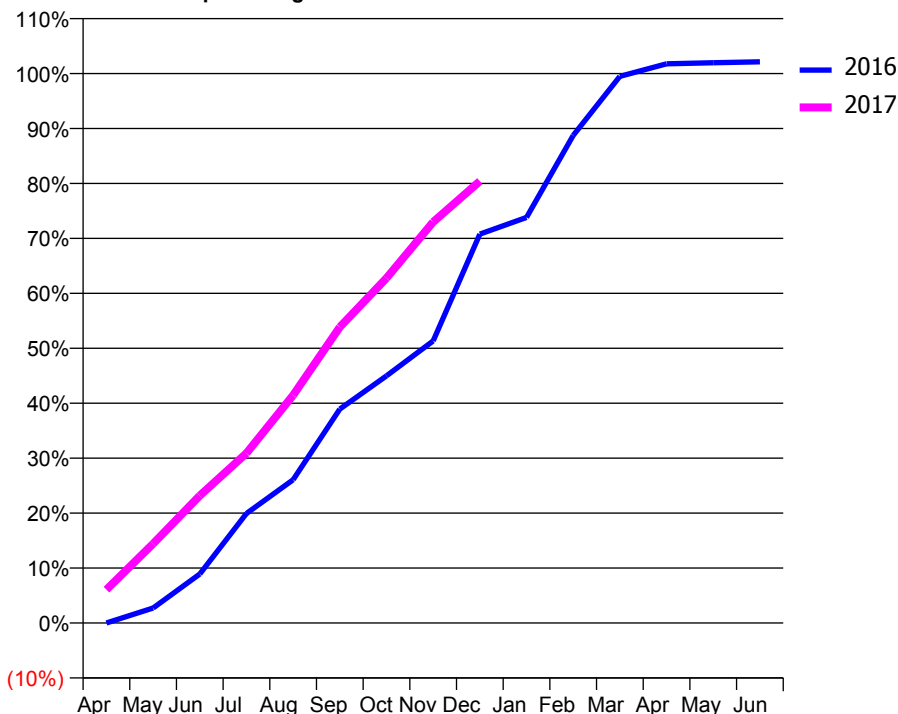
ACCESS*

Patients seen in 24 months	Total	Change since previous quarter
Quarter ending December 2015	1,346	
Quarter ending March 2016	1,340	→
Quarter ending June 2016	1,397	↑
Quarter ending September 2016	1,456	↑
Quarter ending December 2016	1,424	↓
Variance since December 2015	5.8%	↑



ACTIVITY

Cumulative percentage of contracted UDA delivered 2016 & 2017



Month	Adjusted Scheduled Activity (UDA)	
	2016	2017
April	0	150
May	67	357
June	221	574
July	493	765
August	646	1,026
September	964	1,333
October	1,113	1,553
November	1,270	1,806
December	1,752	1,990
January	1,827	
February	2,196	
March	2,462	
April	2,518	
May	2,523	
June	2,527	

QUALITY

	Quantity	Base Number	Contract	AT	Region	England
% of FP17s for the same patient ID Re-attending within 3 months - Children	33	608	5.4%	11.4%	12.1%	12.4%
% of FP17s for the same patient ID Re-attending within 3 months - Adults	59	605	9.8%	14.8%	15.9%	16.6%
% of FP17s for the same patient ID Re-attending between 3 & 9 months - Children	292	608	48.0%	55.6%	58.6%	57.5%
% of FP17s for the same patient ID Re-attending between 3 & 9 months - Adults	236	605	39.0%	48.1%	51.5%	50.4%
% of FP17s for Band 1 Urgent Courses	45	1,152	3.9%	8.4%	8.0%	9.1%
% of FP17s Relating to Free Repair or Replacements	4	1,152	0.3%	0.7%	0.8%	0.8%
% of FP17s Relating to Continuations	10	1,152	0.9%	1.0%	1.2%	1.3%
% of Patients satisfied with the dentistry they have received	1	1	N/A	93.2%	92.8%	92.7%
% of Patients satisfied with the time they had to wait for an appointment	1	1	N/A	87.4%	89.2%	88.8%

* This is based on patients treated on this contract for their most recent course of treatment. Figures in italics indicate the base number of FP17s or Patient Questionnaire responses are less than 100. N/A is shown where the base number of responses is less than 10 during the period. % is calculated as Quantity/Base number*100

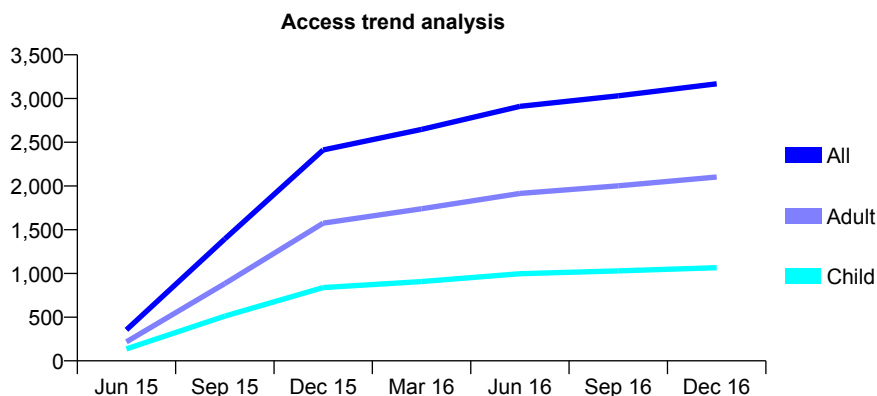
Q58 - Vital Signs At a Glance Contract Report for 147915/0001 - December 2016

Name or company name	Marford Dental Practice
Contract type name	GDS Contract
Purpose of contract	General
Contract start date	13/05/2015
Contract end date	

16/17 Contracted general activity (UDA)	9,281
Carry forward general activity (UDA)	-109
16/17 Contracted orthodontic activity (UOA)	0
Carry forward orthodontic activity (UOA)	0
Baseline contract value	£256,861.42

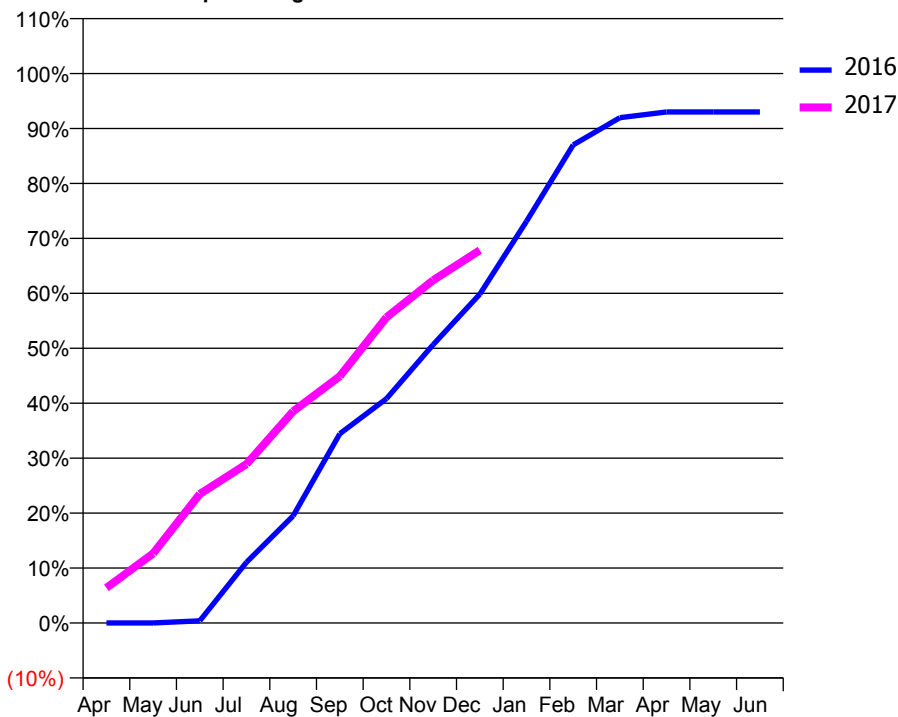
ACCESS*

Patients seen in 24 months	Total	Change since previous quarter
Quarter ending December 2015	2,412	
Quarter ending March 2016	2,647	↑
Quarter ending June 2016	2,910	↑
Quarter ending September 2016	3,031	↑
Quarter ending December 2016	3,168	↑
Variance since December 2015	31.3%	↑



ACTIVITY

Cumulative percentage of contracted UDA delivered 2016 & 2017



Month	Adjusted Scheduled Activity (UDA)	
	2016	2017
April	0	593
May	0	1,174
June	35	2,180
July	950	2,683
August	1,675	3,574
September	2,958	4,167
October	3,508	5,164
November	4,352	5,790
December	5,142	6,296
January	6,280	
February	7,473	
March	7,900	
April	7,990	
May	7,990	
June	7,990	

QUALITY

	Quantity	Base Number	Contract	AT	Region	England
% of FP17s for the same patient ID Re-attending within 3 months - Children	71	1,082	6.6%	11.4%	12.1%	12.4%
% of FP17s for the same patient ID Re-attending within 3 months - Adults	339	2,019	16.8%	14.8%	15.9%	16.6%
% of FP17s for the same patient ID Re-attending between 3 & 9 months - Children	591	1,082	54.6%	55.6%	58.6%	57.5%
% of FP17s for the same patient ID Re-attending between 3 & 9 months - Adults	1,023	2,019	50.7%	48.1%	51.5%	50.4%
% of FP17s for Band 1 Urgent Courses	289	3,038	9.5%	8.4%	8.0%	9.1%
% of FP17s Relating to Free Repair or Replacements	12	3,038	0.4%	0.7%	0.8%	0.8%
% of FP17s Relating to Continuations	62	3,038	2.0%	1.0%	1.2%	1.3%
% of Patients satisfied with the dentistry they have received	4	4	N/A	93.2%	92.8%	92.7%
% of Patients satisfied with the time they had to wait for an appointment	4	4	N/A	87.4%	89.2%	88.8%

* This is based on patients treated on this contract for their most recent course of treatment. Figures in italics indicate the base number of FP17s or Patient Questionnaire responses are less than 100. N/A is shown where the base number of responses is less than 10 during the period. % is calculated as Quantity/Base number*100

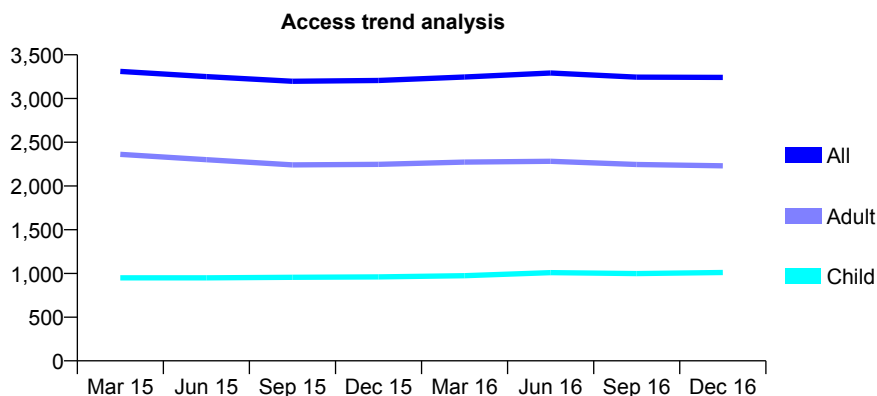
Q58 - Vital Signs At a Glance Contract Report for 149004/0002 - December 2016

Name or company name	Greenleaves Dental Practice
Contract type name	GDS Contract
Purpose of contract	General
Contract start date	01/02/2009
Contract end date	

16/17 Contracted general activity (UDA)	7,150
Carry forward general activity (UDA)	0
16/17 Contracted orthodontic activity (UOA)	0
Carry forward orthodontic activity (UOA)	0
Baseline contract value	£176,908.76

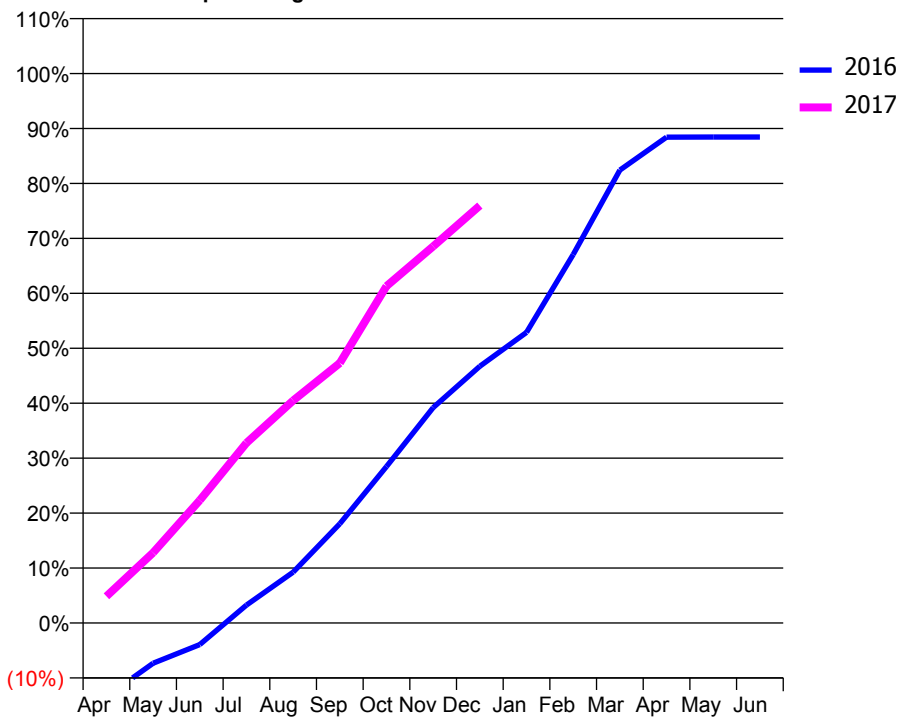
ACCESS*

Patients seen in 24 months	Total	Change since previous quarter
Quarter ending December 2015	3,207	
Quarter ending March 2016	3,246	→
Quarter ending June 2016	3,292	→
Quarter ending September 2016	3,244	↓
Quarter ending December 2016	3,241	→
Variance since December 2015	1.1%	→



ACTIVITY

Cumulative percentage of contracted UDA delivered 2016 & 2017



Month	Adjusted Scheduled Activity (UDA)	
	2016	2017
April	-960	348
May	-525	915
June	-282	1,598
July	234	2,343
August	661	2,895
September	1,291	3,383
October	2,036	4,383
November	2,803	4,900
December	3,341	5,432
January	3,782	
February	4,795	
March	5,893	
April	6,322	
May	6,323	
June	6,323	

QUALITY

	Quantity	Base Number	Contract	AT	Region	England
% of FP17s for the same patient ID Re-attending within 3 months - Children	56	945	5.9%	11.4%	12.1%	12.4%
% of FP17s for the same patient ID Re-attending within 3 months - Adults	226	1,847	12.2%	14.8%	15.9%	16.6%
% of FP17s for the same patient ID Re-attending between 3 & 9 months - Children	443	945	46.9%	55.6%	58.6%	57.5%
% of FP17s for the same patient ID Re-attending between 3 & 9 months - Adults	775	1,847	42.0%	48.1%	51.5%	50.4%
% of FP17s for Band 1 Urgent Courses	270	2,597	10.4%	8.4%	8.0%	9.1%
% of FP17s Relating to Free Repair or Replacements	11	2,597	0.4%	0.7%	0.8%	0.8%
% of FP17s Relating to Continuations	21	2,597	0.8%	1.0%	1.2%	1.3%
% of Patients satisfied with the dentistry they have received	11	12	91.7%	93.2%	92.8%	92.7%
% of Patients satisfied with the time they had to wait for an appointment	10	12	83.3%	87.4%	89.2%	88.8%

* This is based on patients treated on this contract for their most recent course of treatment. Figures in italics indicate the base number of FP17s or Patient Questionnaire responses are less than 100. N/A is shown where the base number of responses is less than 10 during the period. % is calculated as Quantity/Base number*100

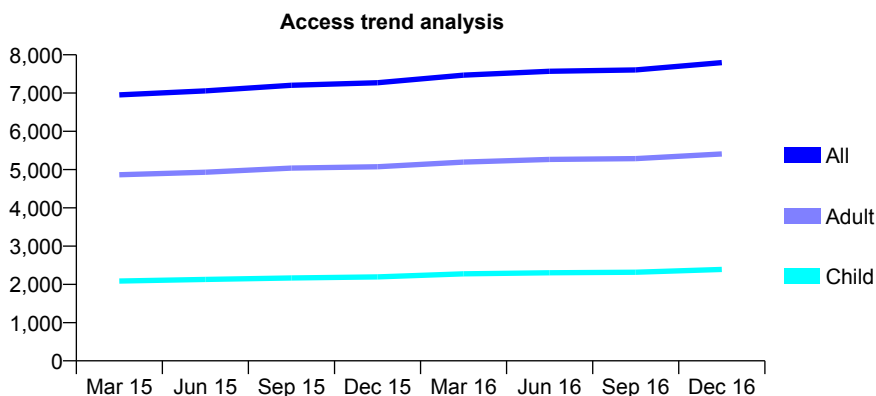
Q58 - Vital Signs At a Glance Contract Report for 149772/0001 - December 2016

Name or company name	Vogue Dental Care
Contract type name	GDS Contract
Purpose of contract	General
Contract start date	01/11/2010
Contract end date	

16/17 Contracted general activity (UDA)	19,156
Carry forward general activity (UDA)	0
16/17 Contracted orthodontic activity (UOA)	0
Carry forward orthodontic activity (UOA)	0
Baseline contract value	£652,198.10

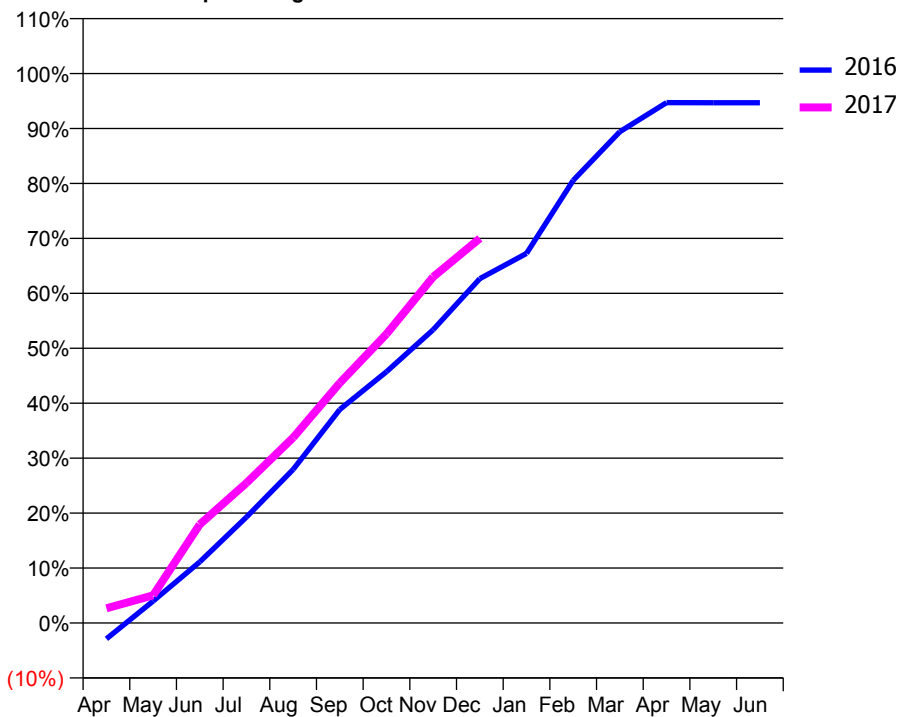
ACCESS*

Patients seen in 24 months	Total	Change since previous quarter
Quarter ending December 2015	7,271	
Quarter ending March 2016	7,470	↑
Quarter ending June 2016	7,568	→
Quarter ending September 2016	7,603	→
Quarter ending December 2016	7,797	↑
Variance since December 2015	7.2%	↑



ACTIVITY

Cumulative percentage of contracted UDA delivered 2016 & 2017



Month	Adjusted Scheduled Activity (UDA)	
	2016	2017
April	-558	516
May	766	965
June	2,132	3,439
July	3,694	4,885
August	5,351	6,464
September	7,443	8,368
October	8,760	10,075
November	10,223	12,064
December	12,005	13,410
January	12,885	
February	15,432	
March	17,128	
April	18,139	
May	18,138	
June	18,138	

QUALITY

	Quantity	Base Number	Contract	AT	Region	England
% of FP17s for the same patient ID Re-attending within 3 months - Children	289	2,861	10.1%	11.4%	12.1%	12.4%
% of FP17s for the same patient ID Re-attending within 3 months - Adults	820	5,556	14.8%	14.8%	15.9%	16.6%
% of FP17s for the same patient ID Re-attending between 3 & 9 months - Children	1,791	2,861	62.6%	55.6%	58.6%	57.5%
% of FP17s for the same patient ID Re-attending between 3 & 9 months - Adults	2,996	5,556	53.9%	48.1%	51.5%	50.4%
% of FP17s for Band 1 Urgent Courses	658	7,386	8.9%	8.4%	8.0%	9.1%
% of FP17s Relating to Free Repair or Replacements	55	7,386	0.7%	0.7%	0.8%	0.8%
% of FP17s Relating to Continuations	8	7,386	0.1%	1.0%	1.2%	1.3%
% of Patients satisfied with the dentistry they have received	14	14	100.0%	93.2%	92.8%	92.7%
% of Patients satisfied with the time they had to wait for an appointment	14	14	100.0%	87.4%	89.2%	88.8%

* This is based on patients treated on this contract for their most recent course of treatment. Figures in italics indicate the base number of FP17s or Patient Questionnaire responses are less than 100. N/A is shown where the base number of responses is less than 10 during the period. % is calculated as Quantity/Base number*100

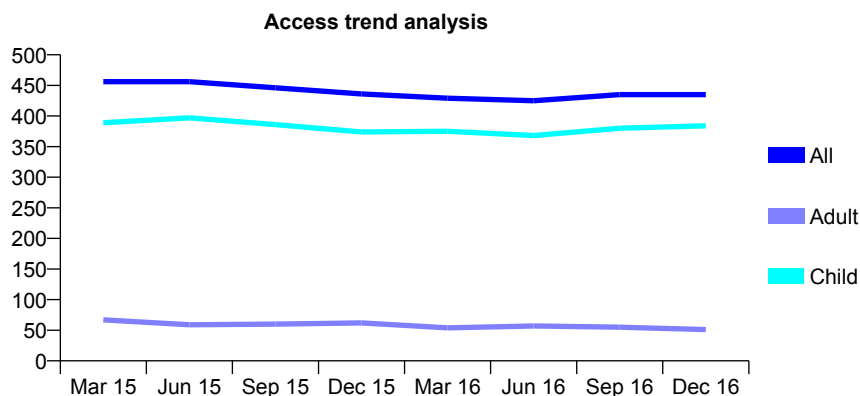
Q58 - Vital Signs At a Glance Contract Report for 150002/0001 - December 2016

Name or company name	Smilecraft Dental Care
Contract type name	GDS Contract
Purpose of contract	General
Contract start date	01/09/2012
Contract end date	

16/17 Contracted general activity (UDA)	2,000
Carry forward general activity (UDA)	0
16/17 Contracted orthodontic activity (UOA)	0
Carry forward orthodontic activity (UOA)	0
Baseline contract value	£50,914.06

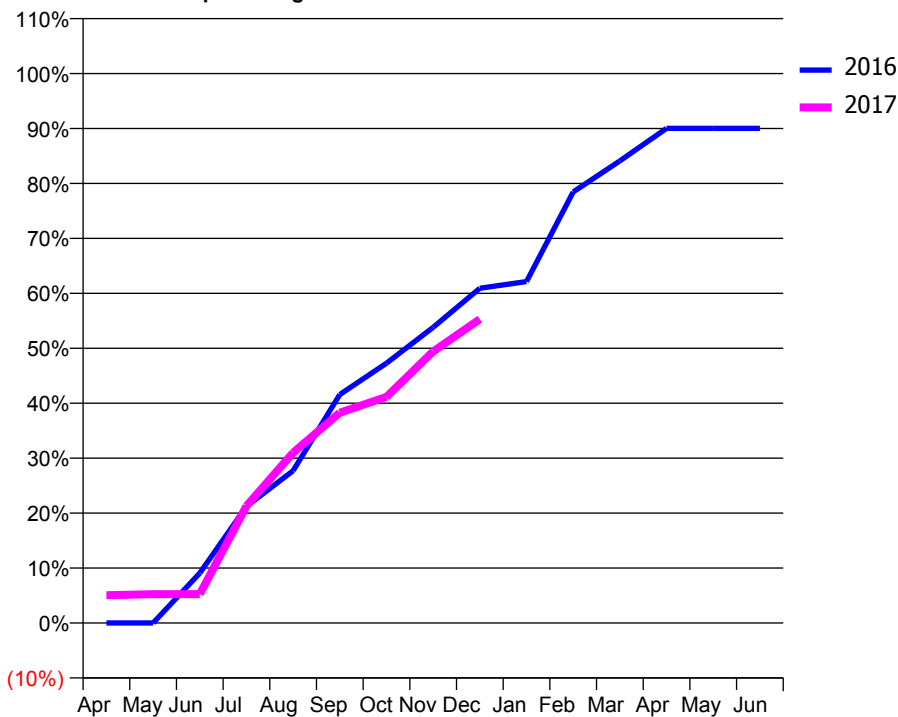
ACCESS*

Patients seen in 24 months	Total	Change since previous quarter
Quarter ending December 2015	436	
Quarter ending March 2016	429	↓
Quarter ending June 2016	425	→
Quarter ending September 2016	435	↑
Quarter ending December 2016	435	→
Variance since December 2015	(0.2%)	→



ACTIVITY

Cumulative percentage of contracted UDA delivered 2016 & 2017



Month	Adjusted Scheduled Activity (UDA)	
	2016	2017
April	0	101
May	0	105
June	182	105
July	424	426
August	554	620
September	832	766
October	946	823
November	1,076	989
December	1,219	1,106
January	1,243	
February	1,569	
March	1,682	
April	1,800	
May	1,800	
June	1,800	

QUALITY

	Quantity	Base Number	Contract	AT	Region	England
% of FP17s for the same patient ID Re-attending within 3 months - Children	44	618	7.1%	11.4%	12.1%	12.4%
% of FP17s for the same patient ID Re-attending within 3 months - Adults	0	0	N/A	14.8%	15.9%	16.6%
% of FP17s for the same patient ID Re-attending between 3 & 9 months - Children	471	618	76.2%	55.6%	58.6%	57.5%
% of FP17s for the same patient ID Re-attending between 3 & 9 months - Adults	0	0	N/A	48.1%	51.5%	50.4%
% of FP17s for Band 1 Urgent Courses	14	565	2.5%	8.4%	8.0%	9.1%
% of FP17s Relating to Free Repair or Replacements	0	565	0.0%	0.7%	0.8%	0.8%
% of FP17s Relating to Continuations	0	565	0.0%	1.0%	1.2%	1.3%
% of Patients satisfied with the dentistry they have received	0	1	N/A	93.2%	92.8%	92.7%
% of Patients satisfied with the time they had to wait for an appointment	0	1	N/A	87.4%	89.2%	88.8%

* This is based on patients treated on this contract for their most recent course of treatment. Figures in italics indicate the base number of FP17s or Patient Questionnaire responses are less than 100. N/A is shown where the base number of responses is less than 10 during the period. % is calculated as Quantity/Base number*100

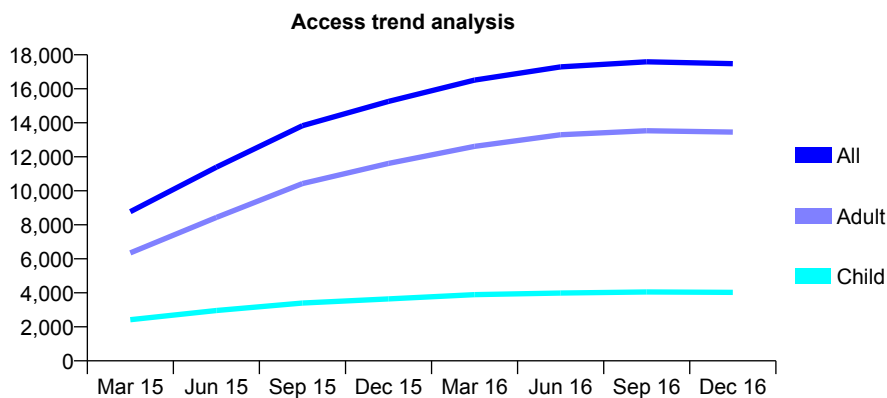
Q58 - Vital Signs At a Glance Contract Report for 150592/0001 - December 2016

Name or company name	Flitwick Dental Group
Contract type name	GDS Contract
Purpose of contract	General
Contract start date	14/08/2014
Contract end date	

16/17 Contracted general activity (UDA)	40,361
Carry forward general activity (UDA)	-322
16/17 Contracted orthodontic activity (UOA)	0
Carry forward orthodontic activity (UOA)	0
Baseline contract value	£896,432.09

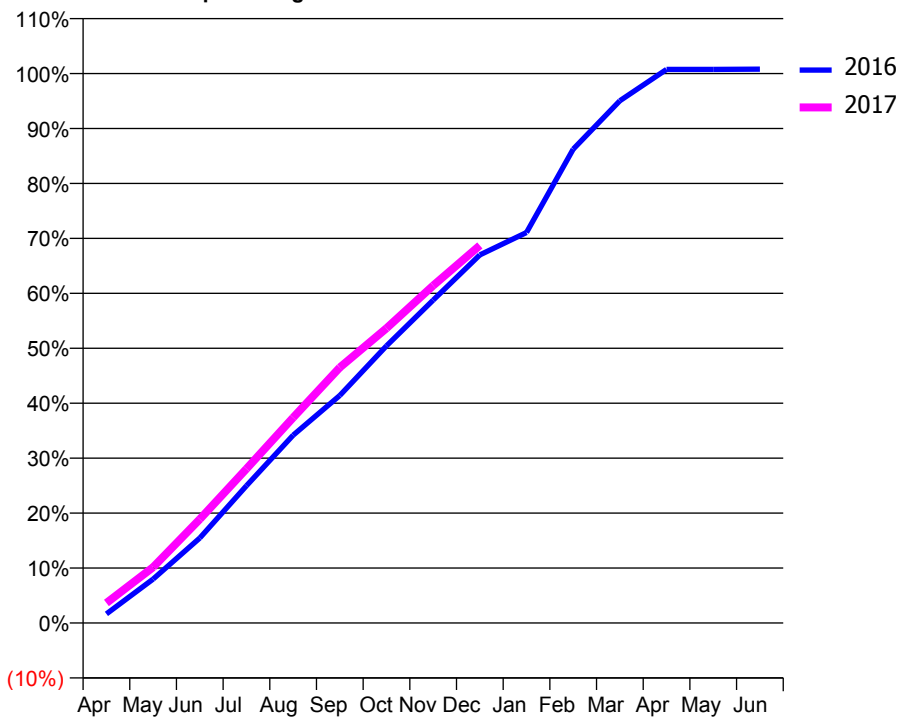
ACCESS*

Patients seen in 24 months	Total	Change since previous quarter
Quarter ending December 2015	15,257	
Quarter ending March 2016	16,510	↑
Quarter ending June 2016	17,289	↑
Quarter ending September 2016	17,585	→
Quarter ending December 2016	17,476	→
Variance since December 2015	14.5%	↑



ACTIVITY

Cumulative percentage of contracted UDA delivered 2016 & 2017



Month	Adjusted Scheduled Activity (UDA)	
	2016	2017
April	670	1,475
May	3,226	4,098
June	6,243	7,622
July	10,084	11,326
August	13,791	15,091
September	16,715	18,775
October	20,357	21,654
November	23,715	24,783
December	27,039	27,732
January	28,681	
February	34,802	
March	38,355	
April	40,657	
May	40,662	
June	40,683	

QUALITY

	Quantity	Base Number	Contract	AT	Region	England
% of FP17s for the same patient ID Re-attending within 3 months - Children	281	4,269	6.6%	11.4%	12.1%	12.4%
% of FP17s for the same patient ID Re-attending within 3 months - Adults	1,470	11,184	13.1%	14.8%	15.9%	16.6%
% of FP17s for the same patient ID Re-attending between 3 & 9 months - Children	2,292	4,269	53.7%	55.6%	58.6%	57.5%
% of FP17s for the same patient ID Re-attending between 3 & 9 months - Adults	3,474	11,184	31.1%	48.1%	51.5%	50.4%
% of FP17s for Band 1 Urgent Courses	1,308	14,357	9.1%	8.4%	8.0%	9.1%
% of FP17s Relating to Free Repair or Replacements	126	14,357	0.9%	0.7%	0.8%	0.8%
% of FP17s Relating to Continuations	145	14,357	1.0%	1.0%	1.2%	1.3%
% of Patients satisfied with the dentistry they have received	15	17	88.2%	93.2%	92.8%	92.7%
% of Patients satisfied with the time they had to wait for an appointment	17	17	100.0%	87.4%	89.2%	88.8%

* This is based on patients treated on this contract for their most recent course of treatment. Figures in italics indicate the base number of FP17s or Patient Questionnaire responses are less than 100. N/A is shown where the base number of responses is less than 10 during the period. % is calculated as Quantity/Base number*100

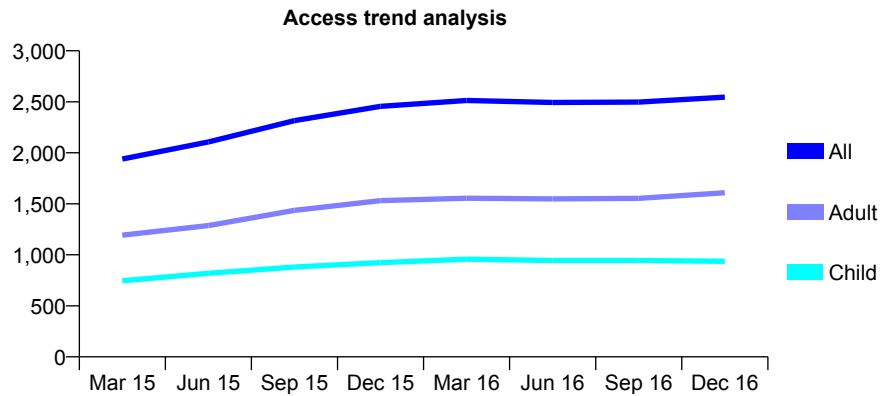
Q58 - Vital Signs At a Glance Contract Report for 151432/0001 - December 2016

Name or company name	Mr KV Chauhan, Mr J Pandya and Mr S Bh
Contract type name	GDS Contract
Purpose of contract	General
Contract start date	11/02/2014
Contract end date	

16/17 Contracted general activity (UDA)	6,888
Carry forward general activity (UDA)	0
16/17 Contracted orthodontic activity (UOA)	0
Carry forward orthodontic activity (UOA)	0
Baseline contract value	£234,273.61

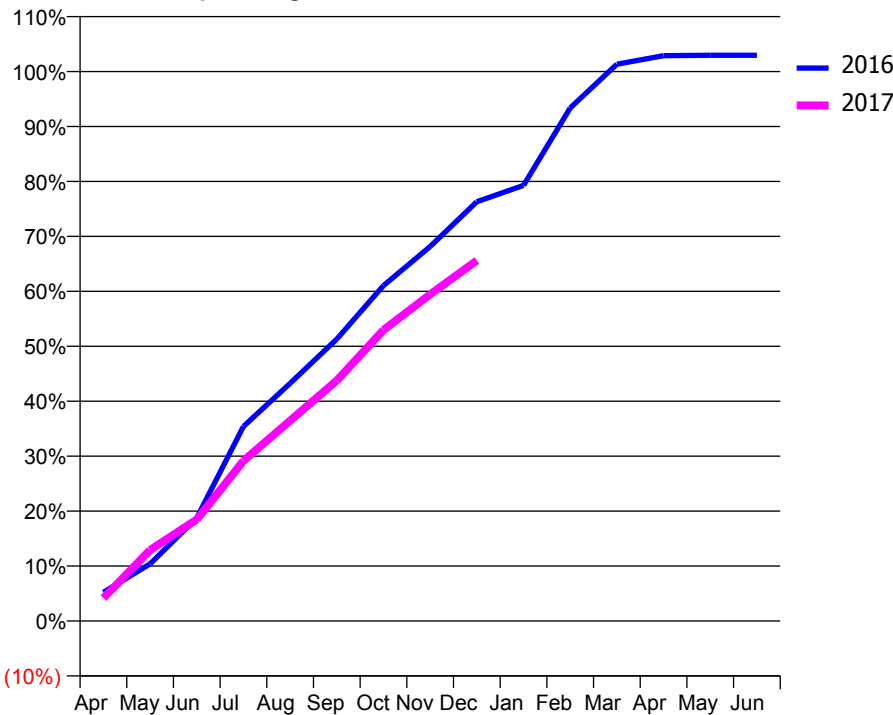
ACCESS*

Patients seen in 24 months	Total	Change since previous quarter
Quarter ending December 2015	2,455	
Quarter ending March 2016	2,513	↑
Quarter ending June 2016	2,493	→
Quarter ending September 2016	2,497	→
Quarter ending December 2016	2,546	→
Variance since December 2015	3.7%	↑



ACTIVITY

Cumulative percentage of contracted UDA delivered 2016 & 2017



Month	Adjusted Scheduled Activity (UDA)	
	2016	2017
April	360	288
May	716	890
June	1,292	1,273
July	2,439	2,008
August	2,979	2,512
September	3,534	3,014
October	4,205	3,649
November	4,695	4,094
December	5,256	4,519
January	5,459	
February	6,430	
March	6,980	
April	7,087	
May	7,091	
June	7,092	

QUALITY

	Quantity	Base Number	Contract	AT	Region	England
% of FP17s for the same patient ID Re-attending within 3 months - Children	41	722	5.7%	11.4%	12.1%	12.4%
% of FP17s for the same patient ID Re-attending within 3 months - Adults	140	1,224	11.4%	14.8%	15.9%	16.6%
% of FP17s for the same patient ID Re-attending between 3 & 9 months - Children	293	722	40.6%	55.6%	58.6%	57.5%
% of FP17s for the same patient ID Re-attending between 3 & 9 months - Adults	388	1,224	31.7%	48.1%	51.5%	50.4%
% of FP17s for Band 1 Urgent Courses	118	1,880	6.3%	8.4%	8.0%	9.1%
% of FP17s Relating to Free Repair or Replacements	8	1,880	0.4%	0.7%	0.8%	0.8%
% of FP17s Relating to Continuations	5	1,880	0.3%	1.0%	1.2%	1.3%
% of Patients satisfied with the dentistry they have received	2	2	N/A	93.2%	92.8%	92.7%
% of Patients satisfied with the time they had to wait for an appointment	2	2	N/A	87.4%	89.2%	88.8%

* This is based on patients treated on this contract for their most recent course of treatment. Figures in italics indicate the base number of FP17s or Patient Questionnaire responses are less than 100. N/A is shown where the base number of responses is less than 10 during the period. % is calculated as Quantity/Base number*100

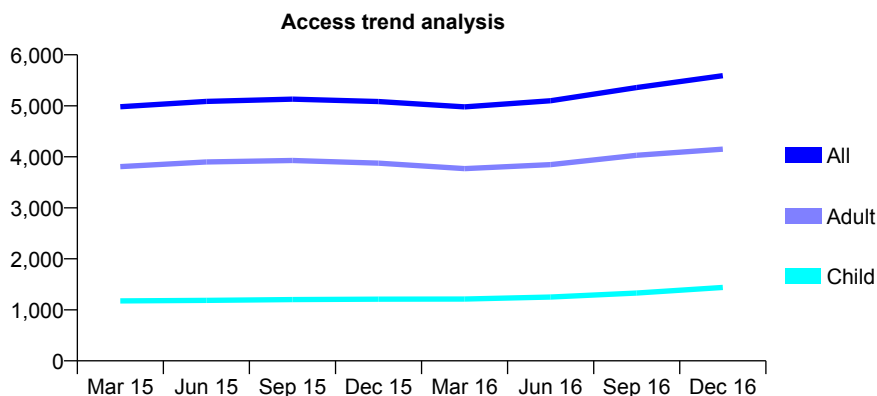
Q58 - Vital Signs At a Glance Contract Report for 151440/0001 - December 2016

Name or company name	Obex Partners Ltd
Contract type name	GDS Contract
Purpose of contract	General
Contract start date	01/11/2007
Contract end date	

16/17 Contracted general activity (UDA)	12,324
Carry forward general activity (UDA)	-211
16/17 Contracted orthodontic activity (UOA)	0
Carry forward orthodontic activity (UOA)	0
Baseline contract value	£355,436.48

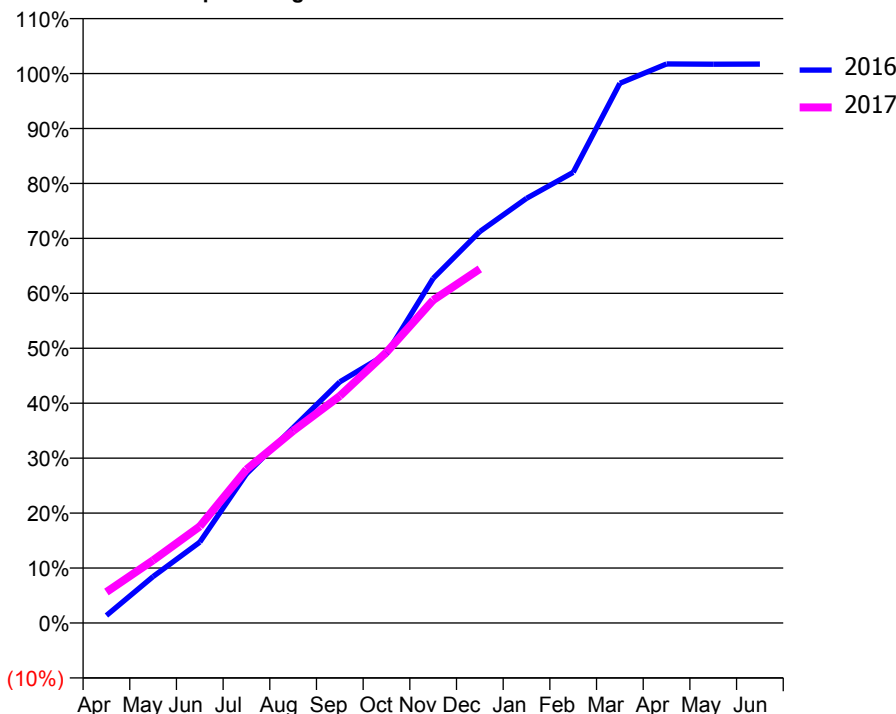
ACCESS*

Patients seen in 24 months	Total	Change since previous quarter
Quarter ending December 2015	5,084	
Quarter ending March 2016	4,979	↓
Quarter ending June 2016	5,099	↑
Quarter ending September 2016	5,359	↑
Quarter ending December 2016	5,591	↑
Variance since December 2015	10.0%	↑



ACTIVITY

Cumulative percentage of contracted UDA delivered 2016 & 2017



Month	Adjusted Scheduled Activity (UDA)	
	2016	2017
April	168	694
May	1,041	1,407
June	1,814	2,168
July	3,344	3,442
August	4,379	4,308
September	5,410	5,091
October	6,034	6,072
November	7,728	7,243
December	8,779	7,943
January	9,525	
February	10,107	
March	12,103	
April	12,537	
May	12,533	
June	12,535	

QUALITY

	Quantity	Base Number	Contract	AT	Region	England
% of FP17s for the same patient ID Re-attending within 3 months - Children	41	1,342	3.1%	11.4%	12.1%	12.4%
% of FP17s for the same patient ID Re-attending within 3 months - Adults	177	3,078	5.8%	14.8%	15.9%	16.6%
% of FP17s for the same patient ID Re-attending between 3 & 9 months - Children	736	1,342	54.8%	55.6%	58.6%	57.5%
% of FP17s for the same patient ID Re-attending between 3 & 9 months - Adults	1,330	3,078	43.2%	48.1%	51.5%	50.4%
% of FP17s for Band 1 Urgent Courses	298	4,191	7.1%	8.4%	8.0%	9.1%
% of FP17s Relating to Free Repair or Replacements	31	4,191	0.7%	0.7%	0.8%	0.8%
% of FP17s Relating to Continuations	17	4,191	0.4%	1.0%	1.2%	1.3%
% of Patients satisfied with the dentistry they have received	5	6	N/A	93.2%	92.8%	92.7%
% of Patients satisfied with the time they had to wait for an appointment	5	6	N/A	87.4%	89.2%	88.8%

* This is based on patients treated on this contract for their most recent course of treatment. Figures in italics indicate the base number of FP17s or Patient Questionnaire responses are less than 100. N/A is shown where the base number of responses is less than 10 during the period. % is calculated as Quantity/Base number*100

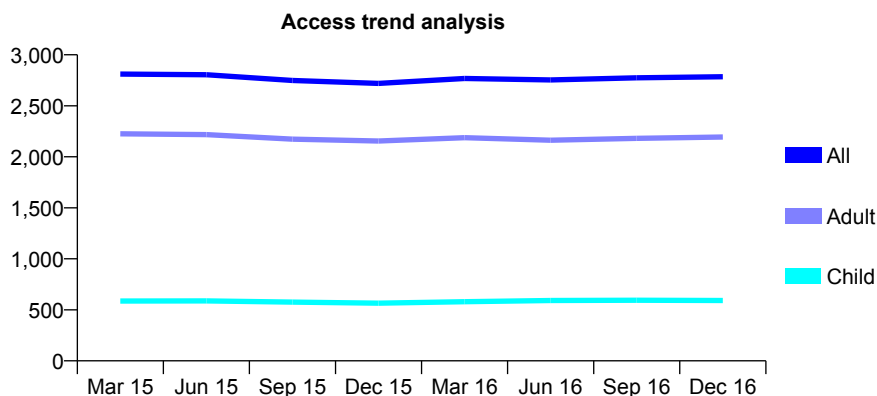
Q58 - Vital Signs At a Glance Contract Report for 152706/0001 - December 2016

Name or company name	R Patel & Associate
Contract type name	GDS Contract
Purpose of contract	General
Contract start date	01/04/2008
Contract end date	

16/17 Contracted general activity (UDA)	6,257
Carry forward general activity (UDA)	-82
16/17 Contracted orthodontic activity (UOA)	0
Carry forward orthodontic activity (UOA)	0
Baseline contract value	£164,369.98

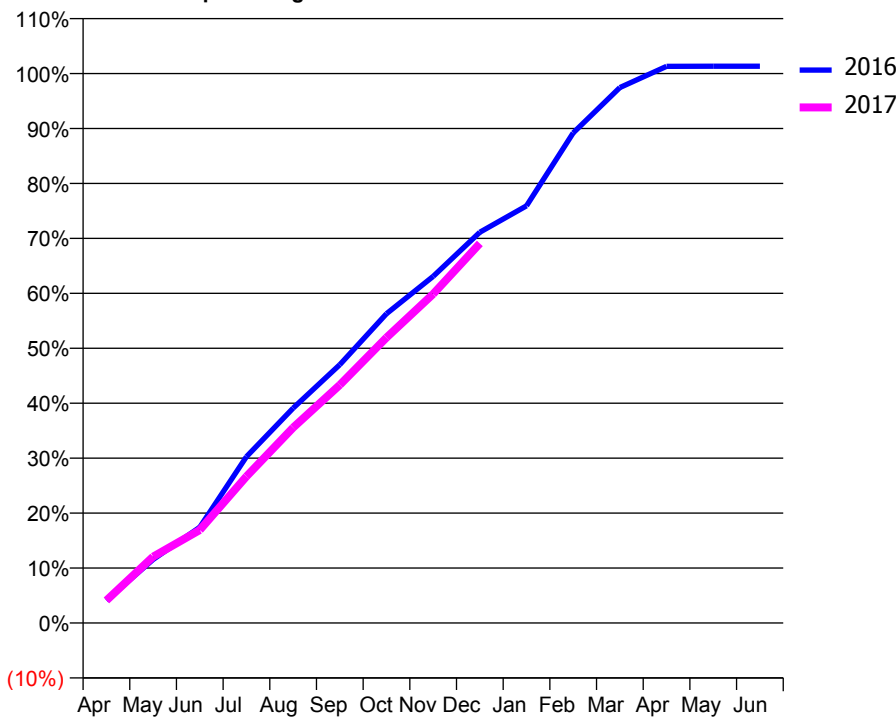
ACCESS*

Patients seen in 24 months	Total	Change since previous quarter
Quarter ending December 2015	2,720	
Quarter ending March 2016	2,768	→
Quarter ending June 2016	2,754	→
Quarter ending September 2016	2,775	→
Quarter ending December 2016	2,785	→
Variance since December 2015	2.4%	↑



ACTIVITY

Cumulative percentage of contracted UDA delivered 2016 & 2017



Month	Adjusted Scheduled Activity (UDA)	
	2016	2017
April	258	257
May	723	755
June	1,092	1,060
July	1,894	1,669
August	2,447	2,225
September	2,941	2,711
October	3,521	3,251
November	3,947	3,746
December	4,450	4,322
January	4,750	
February	5,581	
March	6,096	
April	6,339	
May	6,340	
June	6,340	

QUALITY

	Quantity	Base Number	Contract	AT	Region	England
% of FP17s for the same patient ID Re-attending within 3 months - Children	30	658	4.6%	11.4%	12.1%	12.4%
% of FP17s for the same patient ID Re-attending within 3 months - Adults	179	2,082	8.6%	14.8%	15.9%	16.6%
% of FP17s for the same patient ID Re-attending between 3 & 9 months - Children	435	658	66.1%	55.6%	58.6%	57.5%
% of FP17s for the same patient ID Re-attending between 3 & 9 months - Adults	1,240	2,082	59.6%	48.1%	51.5%	50.4%
% of FP17s for Band 1 Urgent Courses	129	2,617	4.9%	8.4%	8.0%	9.1%
% of FP17s Relating to Free Repair or Replacements	7	2,617	0.3%	0.7%	0.8%	0.8%
% of FP17s Relating to Continuations	3	2,617	0.1%	1.0%	1.2%	1.3%
% of Patients satisfied with the dentistry they have received	1	2	N/A	93.2%	92.8%	92.7%
% of Patients satisfied with the time they had to wait for an appointment	2	2	N/A	87.4%	89.2%	88.8%

* This is based on patients treated on this contract for their most recent course of treatment. Figures in italics indicate the base number of FP17s or Patient Questionnaire responses are less than 100. N/A is shown where the base number of responses is less than 10 during the period. % is calculated as Quantity/Base number*100

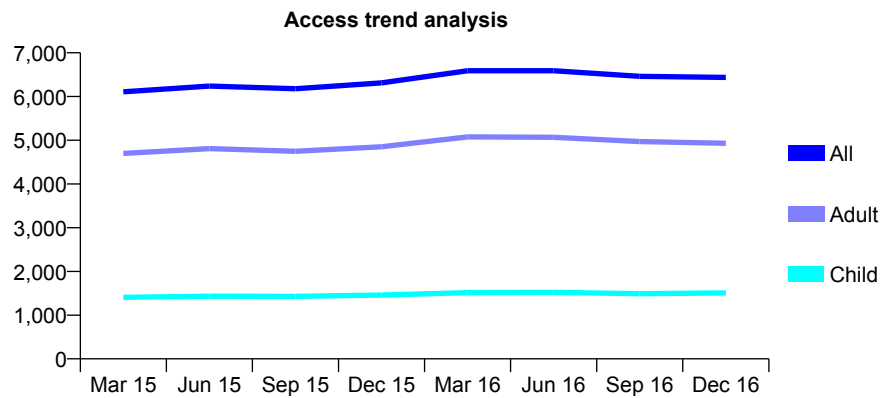
Q58 - Vital Signs At a Glance Contract Report for 153052/0002 - December 2016

Name or company name	Dentalcare (Southern) Limited
Contract type name	PDS Contract
Purpose of contract	General
Contract start date	01/04/2013
Contract end date	31/03/2018

16/17 Contracted general activity (UDA)	15,000
Carry forward general activity (UDA)	0
16/17 Contracted orthodontic activity (UOA)	0
Carry forward orthodontic activity (UOA)	0
Baseline contract value	£357,703.49

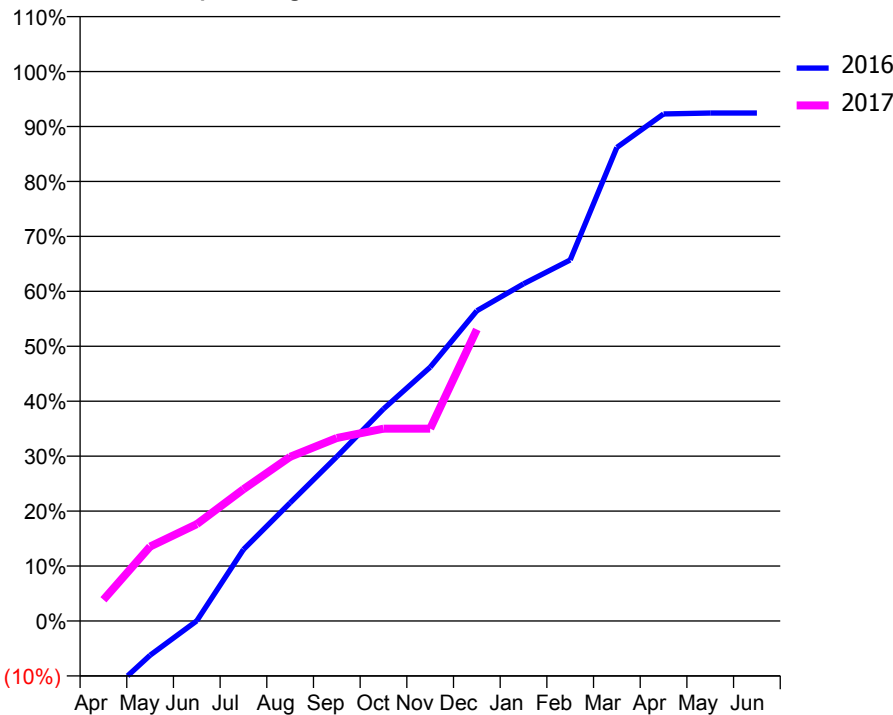
ACCESS*

Patients seen in 24 months	Total	Change since previous quarter
Quarter ending December 2015	6,313	
Quarter ending March 2016	6,590	↑
Quarter ending June 2016	6,590	→
Quarter ending September 2016	6,462	↓
Quarter ending December 2016	6,438	→
Variance since December 2015	2.0%	→



ACTIVITY

Cumulative percentage of contracted UDA delivered 2016 & 2017



Month	Adjusted Scheduled Activity (UDA)	
	2016	2017
April	-2,109	580
May	-938	2,032
June	4	2,644
July	1,951	3,597
August	3,227	4,484
September	4,487	4,996
October	5,790	5,252
November	6,929	5,252
December	8,467	7,958
January	9,205	
February	9,856	
March	12,926	
April	13,841	
May	13,867	
June	13,867	

QUALITY

	Quantity	Base Number	Contract	AT	Region	England
% of FP17s for the same patient ID Re-attending within 3 months - Children	66	1,079	6.1%	11.4%	12.1%	12.4%
% of FP17s for the same patient ID Re-attending within 3 months - Adults	360	3,544	10.2%	14.8%	15.9%	16.6%
% of FP17s for the same patient ID Re-attending between 3 & 9 months - Children	515	1,079	47.7%	55.6%	58.6%	57.5%
% of FP17s for the same patient ID Re-attending between 3 & 9 months - Adults	1,794	3,544	50.6%	48.1%	51.5%	50.4%
% of FP17s for Band 1 Urgent Courses	421	4,264	9.9%	8.4%	8.0%	9.1%
% of FP17s Relating to Free Repair or Replacements	59	4,264	1.4%	0.7%	0.8%	0.8%
% of FP17s Relating to Continuations	16	4,264	0.4%	1.0%	1.2%	1.3%
% of Patients satisfied with the dentistry they have received	6	7	N/A	93.2%	92.8%	92.7%
% of Patients satisfied with the time they had to wait for an appointment	5	7	N/A	87.4%	89.2%	88.8%

* This is based on patients treated on this contract for their most recent course of treatment. Figures in italics indicate the base number of FP17s or Patient Questionnaire responses are less than 100. N/A is shown where the base number of responses is less than 10 during the period. % is calculated as Quantity/Base number*100

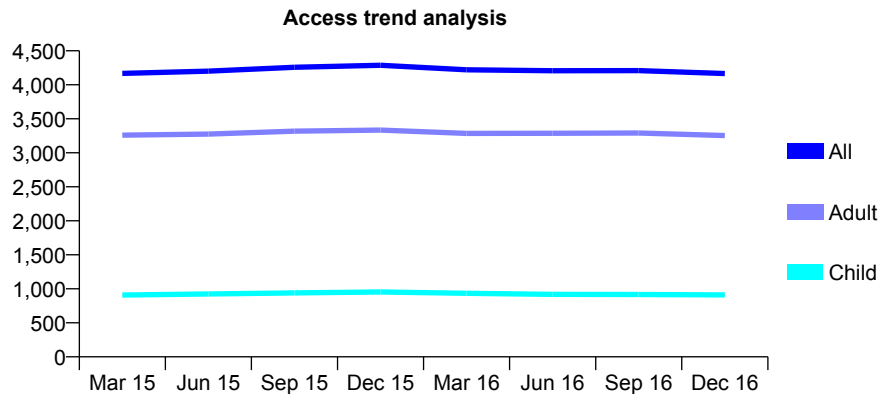
Q58 - Vital Signs At a Glance Contract Report for 154571/0001 - December 2016

Name or company name	Cheshunt Dental Care
Contract type name	GDS Contract
Purpose of contract	General
Contract start date	01/04/2007
Contract end date	

16/17 Contracted general activity (UDA)	15,790
Carry forward general activity (UDA)	-315
16/17 Contracted orthodontic activity (UOA)	0
Carry forward orthodontic activity (UOA)	0
Baseline contract value	£488,778.72

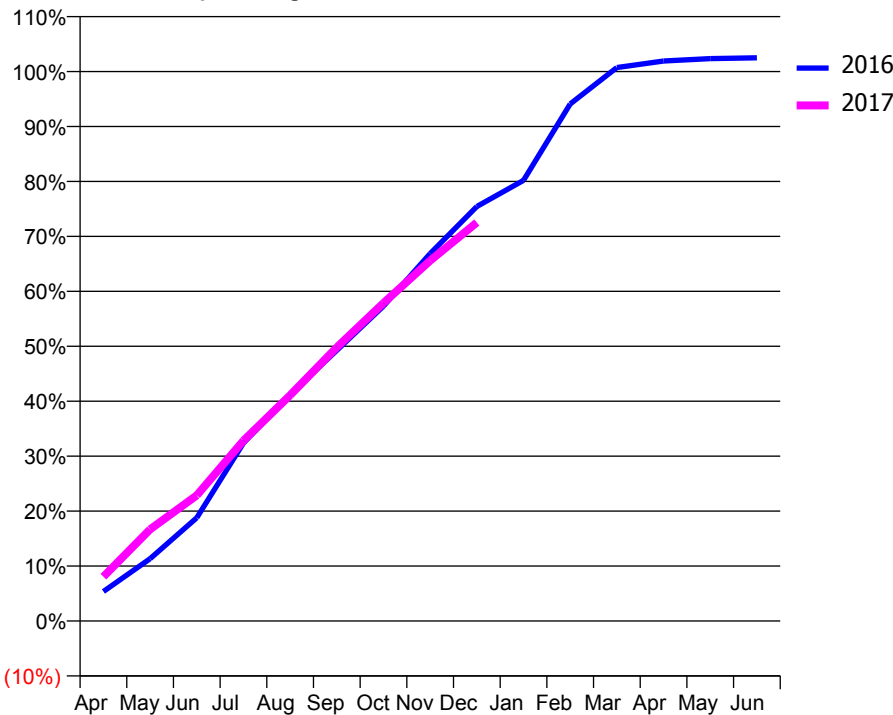
ACCESS*

Patients seen in 24 months	Total	Change since previous quarter
Quarter ending December 2015	4,287	
Quarter ending March 2016	4,220	↓
Quarter ending June 2016	4,206	→
Quarter ending September 2016	4,208	→
Quarter ending December 2016	4,165	↓
Variance since December 2015	(2.8%)	↓



ACTIVITY

Cumulative percentage of contracted UDA delivered 2016 & 2017



Month	Adjusted Scheduled Activity (UDA)	
	2016	2017
April	849	1,275
May	1,790	2,633
June	2,969	3,610
July	5,113	5,183
August	6,513	6,491
September	7,777	7,863
October	9,048	9,136
November	10,558	10,353
December	11,911	11,453
January	12,663	
February	14,859	
March	15,905	
April	16,092	
May	16,162	
June	16,184	

QUALITY

	Quantity	Base Number	Contract	AT	Region	England
% of FP17s for the same patient ID Re-attending within 3 months - Children	94	957	9.8%	11.4%	12.1%	12.4%
% of FP17s for the same patient ID Re-attending within 3 months - Adults	479	3,131	15.3%	14.8%	15.9%	16.6%
% of FP17s for the same patient ID Re-attending between 3 & 9 months - Children	440	957	46.0%	55.6%	58.6%	57.5%
% of FP17s for the same patient ID Re-attending between 3 & 9 months - Adults	1,350	3,131	43.1%	48.1%	51.5%	50.4%
% of FP17s for Band 1 Urgent Courses	410	3,931	10.4%	8.4%	8.0%	9.1%
% of FP17s Relating to Free Repair or Replacements	110	3,931	2.8%	0.7%	0.8%	0.8%
% of FP17s Relating to Continuations	20	3,931	0.5%	1.0%	1.2%	1.3%
% of Patients satisfied with the dentistry they have received	3	3	N/A	93.2%	92.8%	92.7%
% of Patients satisfied with the time they had to wait for an appointment	3	3	N/A	87.4%	89.2%	88.8%

* This is based on patients treated on this contract for their most recent course of treatment. Figures in italics indicate the base number of FP17s or Patient Questionnaire responses are less than 100. N/A is shown where the base number of responses is less than 10 during the period. % is calculated as Quantity/Base number*100

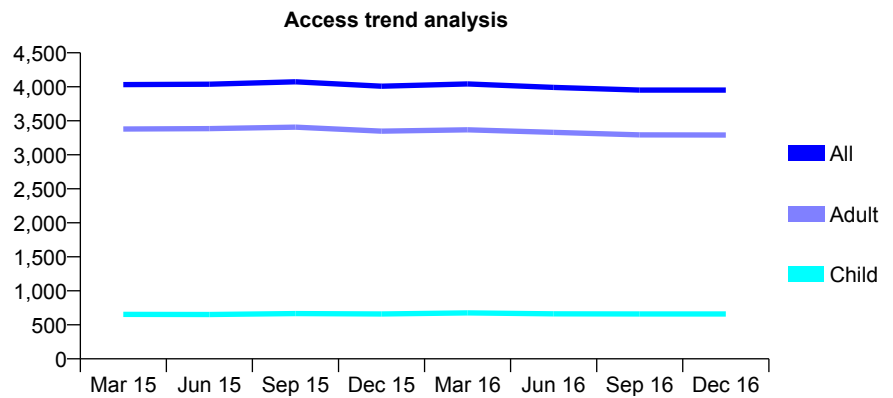
Q58 - Vital Signs At a Glance Contract Report for 154598/0001 - December 2016

Name or company name	Broxbourne Dental Smile Clinic
Contract type name	GDS Contract
Purpose of contract	General
Contract start date	01/12/2010
Contract end date	

16/17 Contracted general activity (UDA)	10,484
Carry forward general activity (UDA)	-209
16/17 Contracted orthodontic activity (UOA)	0
Carry forward orthodontic activity (UOA)	0
Baseline contract value	£291,573.60

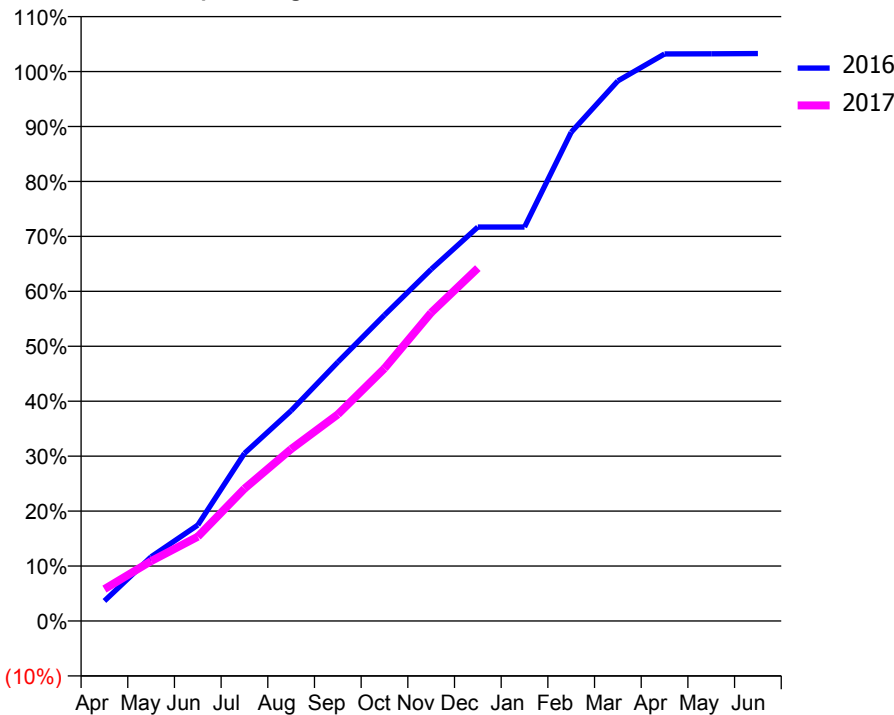
ACCESS*

Patients seen in 24 months	Total	Change since previous quarter
Quarter ending December 2015	4,008	
Quarter ending March 2016	4,042	→
Quarter ending June 2016	3,992	↓
Quarter ending September 2016	3,952	↓
Quarter ending December 2016	3,952	→
Variance since December 2015	(1.4%)	↓



ACTIVITY

Cumulative percentage of contracted UDA delivered 2016 & 2017



Month	Adjusted Scheduled Activity (UDA)	
	2016	2017
April	383	610
May	1,224	1,143
June	1,830	1,608
July	3,199	2,526
August	4,014	3,281
September	4,940	3,943
October	5,836	4,821
November	6,711	5,883
December	7,516	6,734
January	7,516	
February	9,327	
March	10,306	
April	10,819	
May	10,822	
June	10,826	

QUALITY

	Quantity	Base Number	Contract	AT	Region	England
% of FP17s for the same patient ID Re-attending within 3 months - Children	75	708	10.6%	11.4%	12.1%	12.4%
% of FP17s for the same patient ID Re-attending within 3 months - Adults	461	3,381	13.6%	14.8%	15.9%	16.6%
% of FP17s for the same patient ID Re-attending between 3 & 9 months - Children	415	708	58.6%	55.6%	58.6%	57.5%
% of FP17s for the same patient ID Re-attending between 3 & 9 months - Adults	1,987	3,381	58.8%	48.1%	51.5%	50.4%
% of FP17s for Band 1 Urgent Courses	381	3,812	10.0%	8.4%	8.0%	9.1%
% of FP17s Relating to Free Repair or Replacements	35	3,812	0.9%	0.7%	0.8%	0.8%
% of FP17s Relating to Continuations	31	3,812	0.8%	1.0%	1.2%	1.3%
% of Patients satisfied with the dentistry they have received	9	9	N/A	93.2%	92.8%	92.7%
% of Patients satisfied with the time they had to wait for an appointment	9	9	N/A	87.4%	89.2%	88.8%

* This is based on patients treated on this contract for their most recent course of treatment. Figures in italics indicate the base number of FP17s or Patient Questionnaire responses are less than 100. N/A is shown where the base number of responses is less than 10 during the period. % is calculated as Quantity/Base number*100

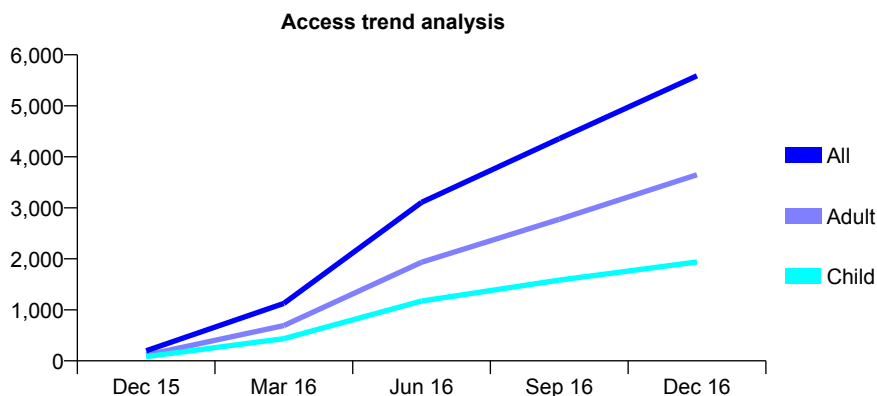
Q58 - Vital Signs At a Glance Contract Report for 154709/0001 - December 2016

Name or company name	Citident Dental Centre
Contract type name	GDS Contract
Purpose of contract	General
Contract start date	01/12/2015
Contract end date	

16/17 Contracted general activity (UDA)	24,141
Carry forward general activity (UDA)	0
16/17 Contracted orthodontic activity (UOA)	0
Carry forward orthodontic activity (UOA)	0
Baseline contract value	£636,927.18

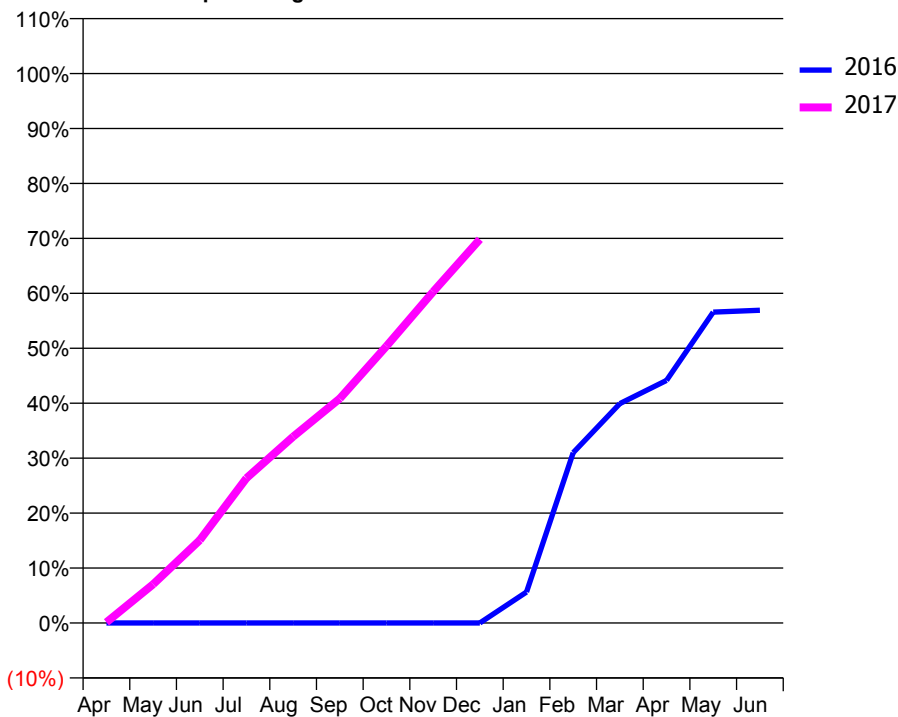
ACCESS*

Patients seen in 24 months	Total	Change since previous quarter
Quarter ending December 2015	198	
Quarter ending March 2016	1,126	↑
Quarter ending June 2016	3,106	↑
Quarter ending September 2016	4,357	↑
Quarter ending December 2016	5,588	↑
Variance since December 2015	2722.2%	↑



ACTIVITY

Cumulative percentage of contracted UDA delivered 2016 & 2017



Adjusted Scheduled Activity (UDA)

Month	2016	2017
April	0	34
May	0	1,700
June	0	3,639
July	0	6,367
August	0	8,190
September	0	9,860
October	0	12,165
November	0	14,557
December	0	16,857
January	454	
February	2,495	
March	3,214	
April	3,553	
May	4,553	
June	4,581	

QUALITY

	Quantity	Base Number	Contract	AT	Region	England
% of FP17s for the same patient ID Re-attending within 3 months - Children	96	2,248	4.3%	11.4%	12.1%	12.4%
% of FP17s for the same patient ID Re-attending within 3 months - Adults	697	4,580	15.2%	14.8%	15.9%	16.6%
% of FP17s for the same patient ID Re-attending between 3 & 9 months - Children	409	2,248	18.2%	55.6%	58.6%	57.5%
% of FP17s for the same patient ID Re-attending between 3 & 9 months - Adults	840	4,580	18.3%	48.1%	51.5%	50.4%
% of FP17s for Band 1 Urgent Courses	646	6,278	10.3%	8.4%	8.0%	9.1%
% of FP17s Relating to Free Repair or Replacements	21	6,278	0.3%	0.7%	0.8%	0.8%
% of FP17s Relating to Continuations	33	6,278	0.5%	1.0%	1.2%	1.3%
% of Patients satisfied with the dentistry they have received	3	4	N/A	93.2%	92.8%	92.7%
% of Patients satisfied with the time they had to wait for an appointment	3	4	N/A	87.4%	89.2%	88.8%

* This is based on patients treated on this contract for their most recent course of treatment. Figures in italics indicate the base number of FP17s or Patient Questionnaire responses are less than 100. N/A is shown where the base number of responses is less than 10 during the period. % is calculated as Quantity/Base number*100

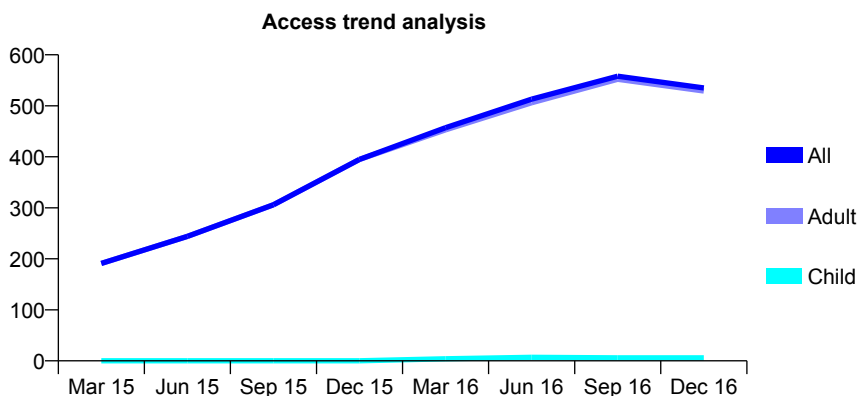
Q58 - Vital Signs At a Glance Contract Report for 154911/0003 - December 2016

Name or company name	Herts Community NHS Trust
Contract type name	PDS Contract
Purpose of contract	General
Contract start date	01/09/2014
Contract end date	31/08/2017

16/17 Contracted general activity (UDA)	755
Carry forward general activity (UDA)	0
16/17 Contracted orthodontic activity (UOA)	0
Carry forward orthodontic activity (UOA)	0
Baseline contract value	£43,154.60

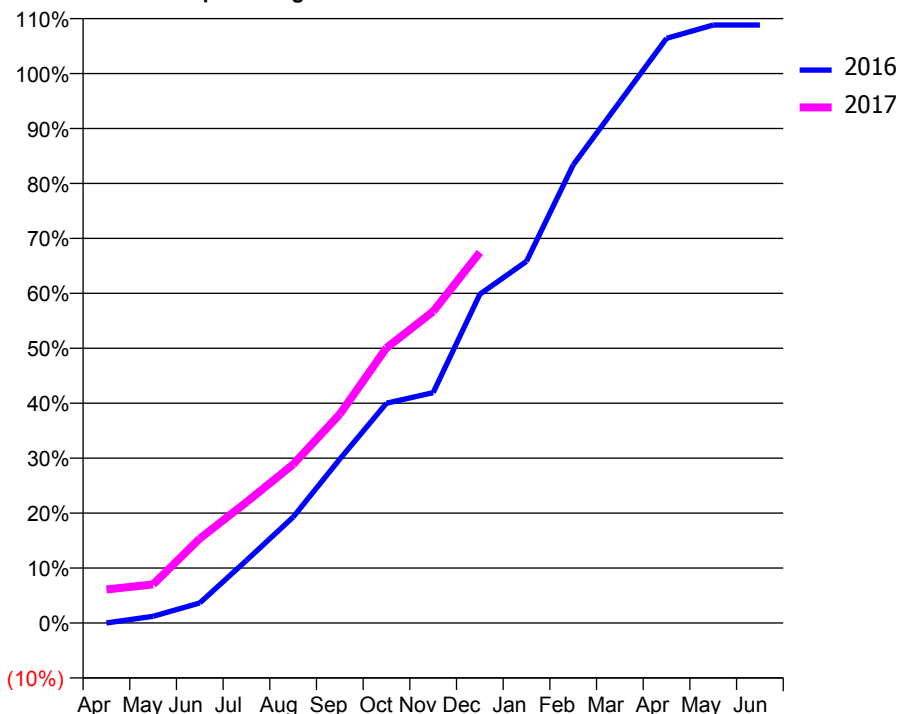
ACCESS*

Patients seen in 24 months	Total	Change since previous quarter
Quarter ending December 2015	395	
Quarter ending March 2016	457	↑
Quarter ending June 2016	513	↑
Quarter ending September 2016	558	↑
Quarter ending December 2016	535	↓
Variance since December 2015	35.4%	↑



ACTIVITY

Cumulative percentage of contracted UDA delivered 2016 & 2017



Month	Adjusted Scheduled Activity (UDA)	
	2016	2017
April	0	46
May	9	53
June	27	116
July	84	166
August	142	218
September	220	287
October	295	378
November	309	428
December	442	509
January	486	
February	615	
March	700	
April	785	
May	803	
June	803	

QUALITY

	Quantity	Base Number	Contract	AT	Region	England
% of FP17s for the same patient ID Re-attending within 3 months - Children	0	7	0.0%	11.4%	12.1%	12.4%
% of FP17s for the same patient ID Re-attending within 3 months - Adults	5	282	1.8%	14.8%	15.9%	16.6%
% of FP17s for the same patient ID Re-attending between 3 & 9 months - Children	4	7	57.1%	55.6%	58.6%	57.5%
% of FP17s for the same patient ID Re-attending between 3 & 9 months - Adults	38	282	13.5%	48.1%	51.5%	50.4%
% of FP17s for Band 1 Urgent Courses	1	253	0.4%	8.4%	8.0%	9.1%
% of FP17s Relating to Free Repair or Replacements	0	253	0.0%	0.7%	0.8%	0.8%
% of FP17s Relating to Continuations	4	253	1.6%	1.0%	1.2%	1.3%
% of Patients satisfied with the dentistry they have received	1	1	N/A	93.2%	92.8%	92.7%
% of Patients satisfied with the time they had to wait for an appointment	0	1	N/A	87.4%	89.2%	88.8%

* This is based on patients treated on this contract for their most recent course of treatment. Figures in italics indicate the base number of FP17s or Patient Questionnaire responses are less than 100. N/A is shown where the base number of responses is less than 10 during the period. % is calculated as Quantity/Base number*100

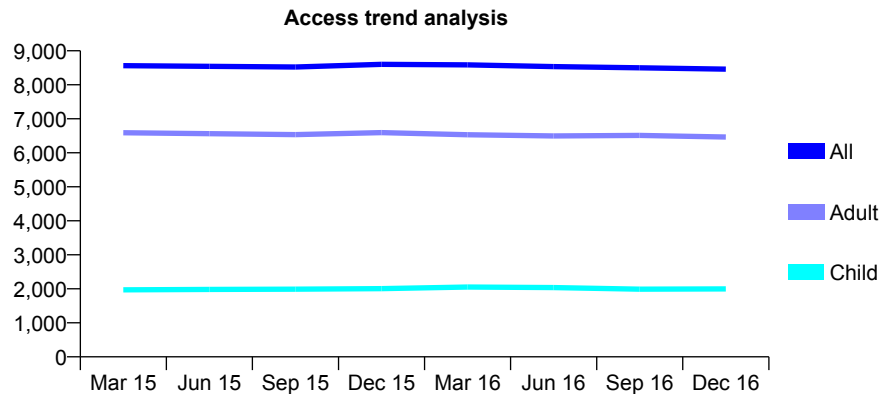
Q58 - Vital Signs At a Glance Contract Report for 155438/0003 - December 2016

Name or company name	Syteldent Ltd
Contract type name	GDS Contract
Purpose of contract	General and Orthodontic
Contract start date	01/08/2008
Contract end date	

16/17 Contracted general activity (UDA)	23,050
Carry forward general activity (UDA)	-425
16/17 Contracted orthodontic activity (UOA)	648
Carry forward orthodontic activity (UOA)	0
Baseline contract value	£616,295.73

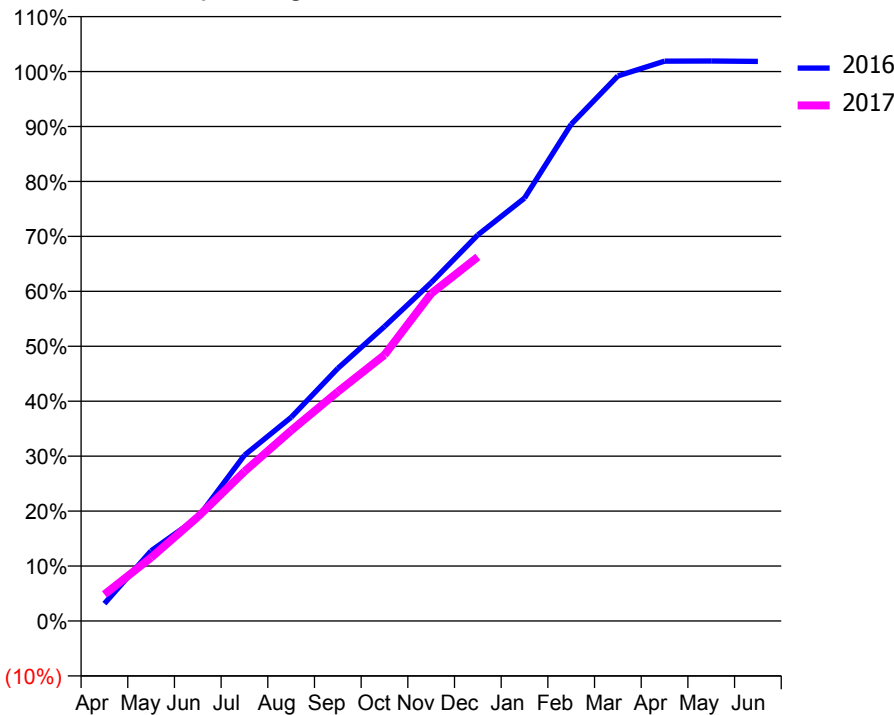
ACCESS*

Patients seen in 24 months	Total	Change since previous quarter
Quarter ending December 2015	8,602	
Quarter ending March 2016	8,587	→
Quarter ending June 2016	8,535	→
Quarter ending September 2016	8,500	→
Quarter ending December 2016	8,462	→
Variance since December 2015	(1.6%)	↓



ACTIVITY

Cumulative percentage of contracted UDA delivered 2016 & 2017



QUALITY

	Quantity	Base Number	Contract	AT	Region	England
% of FP17s for the same patient ID Re-attending within 3 months - Children	171	1,833	9.3%	11.4%	12.1%	12.4%
% of FP17s for the same patient ID Re-attending within 3 months - Adults	828	5,407	15.3%	14.8%	15.9%	16.6%
% of FP17s for the same patient ID Re-attending between 3 & 9 months - Children	772	1,833	42.1%	55.6%	58.6%	57.5%
% of FP17s for the same patient ID Re-attending between 3 & 9 months - Adults	2,007	5,407	37.1%	48.1%	51.5%	50.4%
% of FP17s for Band 1 Urgent Courses	822	6,816	12.1%	8.4%	8.0%	9.1%
% of FP17s Relating to Free Repair or Replacements	7	6,816	0.1%	0.7%	0.8%	0.8%
% of FP17s Relating to Continuations	170	6,816	2.5%	1.0%	1.2%	1.3%
% of Patients satisfied with the dentistry they have received	13	13	100.0%	93.2%	92.8%	92.7%
% of Patients satisfied with the time they had to wait for an appointment	10	13	76.9%	87.4%	89.2%	88.8%

* This is based on patients treated on this contract for their most recent course of treatment. Figures in italics indicate the base number of FP17s or Patient Questionnaire responses are less than 100. N/A is shown where the base number of responses is less than 10 during the period. % is calculated as Quantity/Base number*100

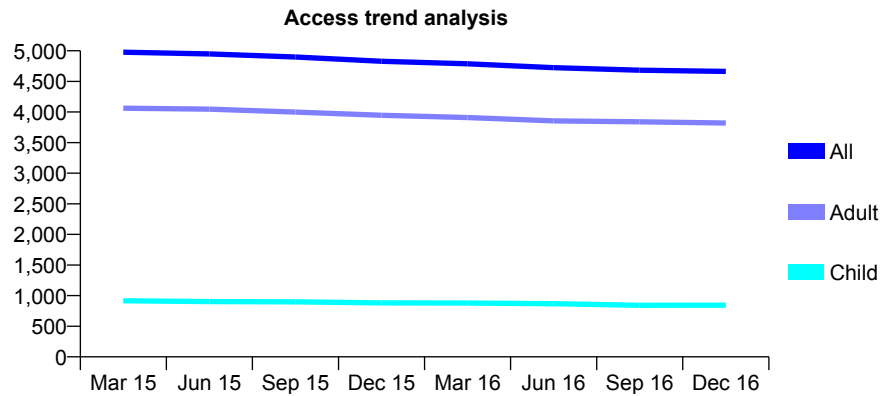
Q58 - Vital Signs At a Glance Contract Report for 156302/0001 - December 2016

Name or company name	A P Smith & A J Luck
Contract type name	GDS Contract
Purpose of contract	General
Contract start date	01/08/2010
Contract end date	

16/17 Contracted general activity (UDA)	12,300
Carry forward general activity (UDA)	407
16/17 Contracted orthodontic activity (UOA)	0
Carry forward orthodontic activity (UOA)	0
Baseline contract value	£321,619.56

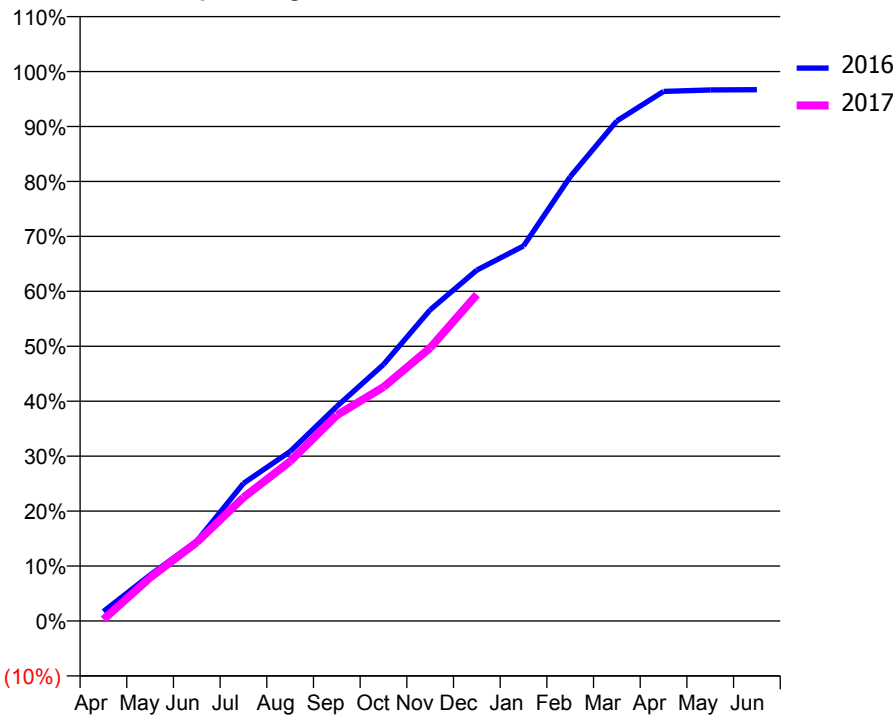
ACCESS*

Patients seen in 24 months	Total	Change since previous quarter
Quarter ending December 2015	4,828	
Quarter ending March 2016	4,788	→
Quarter ending June 2016	4,724	↓
Quarter ending September 2016	4,682	→
Quarter ending December 2016	4,664	→
Variance since December 2015	(3.4%)	↓



ACTIVITY

Cumulative percentage of contracted UDA delivered 2016 & 2017



Month	Adjusted Scheduled Activity (UDA)	
	2016	2017
April	213	33
May	1,032	970
June	1,788	1,763
July	3,081	2,766
August	3,795	3,574
September	4,803	4,608
October	5,741	5,236
November	6,965	6,115
December	7,855	7,304
January	8,396	
February	9,944	
March	11,194	
April	11,854	
May	11,887	
June	11,893	

QUALITY

	Quantity	Base Number	Contract	AT	Region	England
% of FP17s for the same patient ID Re-attending within 3 months - Children	99	949	10.4%	11.4%	12.1%	12.4%
% of FP17s for the same patient ID Re-attending within 3 months - Adults	789	4,503	17.5%	14.8%	15.9%	16.6%
% of FP17s for the same patient ID Re-attending between 3 & 9 months - Children	549	949	57.9%	55.6%	58.6%	57.5%
% of FP17s for the same patient ID Re-attending between 3 & 9 months - Adults	2,743	4,503	60.9%	48.1%	51.5%	50.4%
% of FP17s for Band 1 Urgent Courses	395	4,356	9.1%	8.4%	8.0%	9.1%
% of FP17s Relating to Free Repair or Replacements	57	4,356	1.3%	0.7%	0.8%	0.8%
% of FP17s Relating to Continuations	31	4,356	0.7%	1.0%	1.2%	1.3%
% of Patients satisfied with the dentistry they have received	10	10	100.0%	93.2%	92.8%	92.7%
% of Patients satisfied with the time they had to wait for an appointment	10	10	100.0%	87.4%	89.2%	88.8%

* This is based on patients treated on this contract for their most recent course of treatment. Figures in italics indicate the base number of FP17s or Patient Questionnaire responses are less than 100. N/A is shown where the base number of responses is less than 10 during the period. % is calculated as Quantity/Base number*100

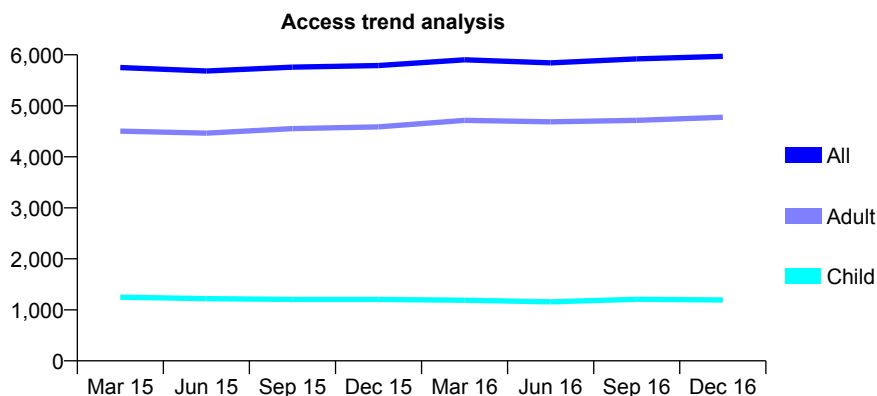
Q58 - Vital Signs At a Glance Contract Report for 158305/0001 - December 2016

Name or company name	Chrysalis Dental Practice Ltd
Contract type name	GDS Contract
Purpose of contract	General
Contract start date	01/08/2011
Contract end date	

16/17 Contracted general activity (UDA)	13,276
Carry forward general activity (UDA)	-179
16/17 Contracted orthodontic activity (UOA)	0
Carry forward orthodontic activity (UOA)	0
Baseline contract value	£339,308.88

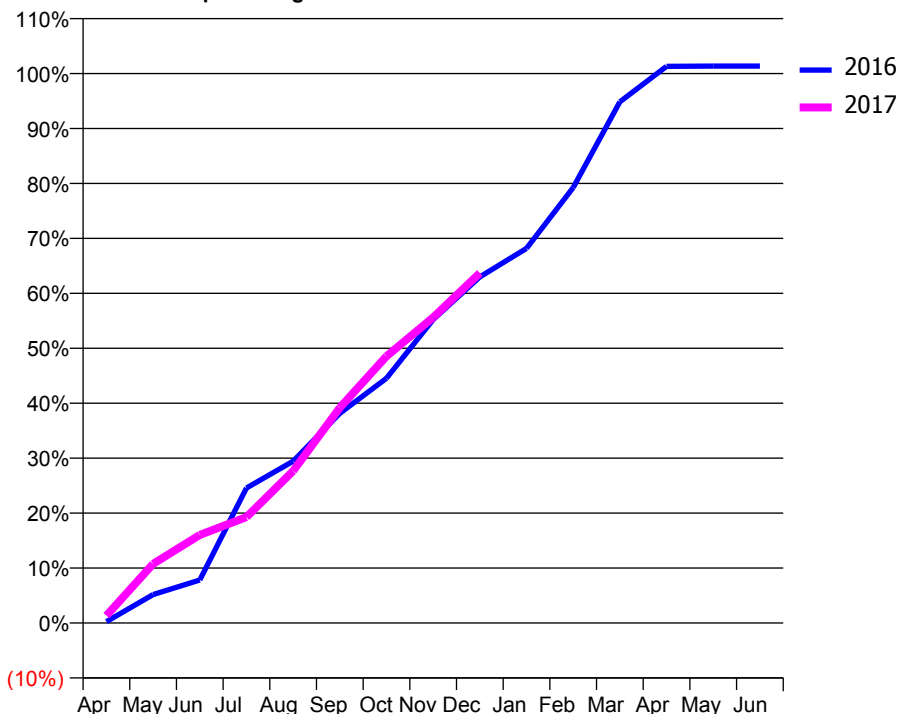
ACCESS*

Patients seen in 24 months	Total	Change since previous quarter
Quarter ending December 2015	5,789	
Quarter ending March 2016	5,901	→
Quarter ending June 2016	5,843	→
Quarter ending September 2016	5,920	→
Quarter ending December 2016	5,969	→
Variance since December 2015	3.1%	↑



ACTIVITY

Cumulative percentage of contracted UDA delivered 2016 & 2017



Month	Adjusted Scheduled Activity (UDA)	
	2016	2017
April	34	179
May	687	1,430
June	1,040	2,129
July	3,263	2,559
August	3,909	3,675
September	5,067	5,201
October	5,915	6,445
November	7,331	7,383
December	8,361	8,457
January	9,052	
February	10,521	
March	12,592	
April	13,449	
May	13,455	
June	13,455	

QUALITY

	Quantity	Base Number	Contract	AT	Region	England
% of FP17s for the same patient ID Re-attending within 3 months - Children	50	1,088	4.6%	11.4%	12.1%	12.4%
% of FP17s for the same patient ID Re-attending within 3 months - Adults	656	4,442	14.8%	14.8%	15.9%	16.6%
% of FP17s for the same patient ID Re-attending between 3 & 9 months - Children	553	1,088	50.8%	55.6%	58.6%	57.5%
% of FP17s for the same patient ID Re-attending between 3 & 9 months - Adults	2,336	4,442	52.6%	48.1%	51.5%	50.4%
% of FP17s for Band 1 Urgent Courses	433	4,809	9.0%	8.4%	8.0%	9.1%
% of FP17s Relating to Free Repair or Replacements	28	4,809	0.6%	0.7%	0.8%	0.8%
% of FP17s Relating to Continuations	12	4,809	0.2%	1.0%	1.2%	1.3%
% of Patients satisfied with the dentistry they have received	4	4	N/A	93.2%	92.8%	92.7%
% of Patients satisfied with the time they had to wait for an appointment	3	4	N/A	87.4%	89.2%	88.8%

* This is based on patients treated on this contract for their most recent course of treatment. Figures in italics indicate the base number of FP17s or Patient Questionnaire responses are less than 100. N/A is shown where the base number of responses is less than 10 during the period. % is calculated as Quantity/Base number*100

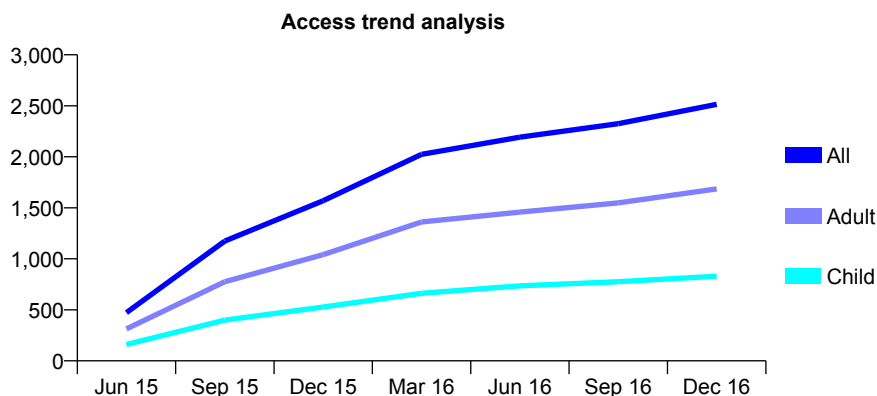
Q58 - Vital Signs At a Glance Contract Report for 158704/0001 - December 2016

Name or company name	Ivory Dental Clinic
Contract type name	GDS Contract
Purpose of contract	General
Contract start date	01/04/2015
Contract end date	

16/17 Contracted general activity (UDA)	6,292
Carry forward general activity (UDA)	228
16/17 Contracted orthodontic activity (UOA)	0
Carry forward orthodontic activity (UOA)	0
Baseline contract value	£180,104.80

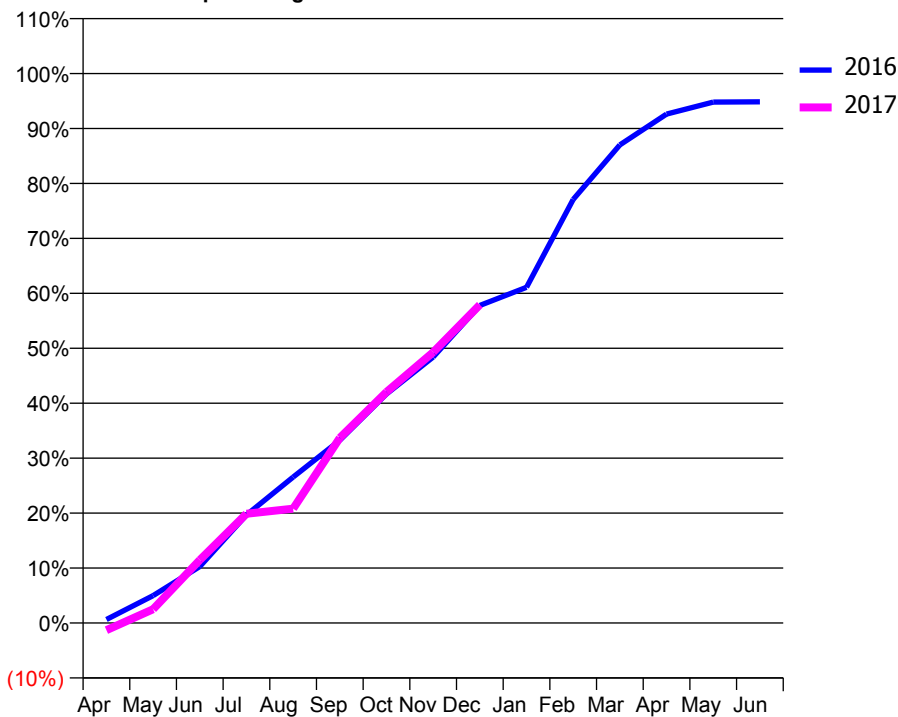
ACCESS*

Patients seen in 24 months	Total	Change since previous quarter
Quarter ending December 2015	1,569	
Quarter ending March 2016	2,024	↑
Quarter ending June 2016	2,193	↑
Quarter ending September 2016	2,325	↑
Quarter ending December 2016	2,515	↑
Variance since December 2015	60.3%	↑



ACTIVITY

Cumulative percentage of contracted UDA delivered 2016 & 2017



Month	Adjusted Scheduled Activity (UDA)	
	2016	2017
April	41	-83
May	313	159
June	646	722
July	1,237	1,252
August	1,670	1,309
September	2,092	2,121
October	2,621	2,645
November	3,044	3,100
December	3,635	3,643
January	3,842	
February	4,849	
March	5,473	
April	5,825	
May	5,963	
June	5,966	

QUALITY

	Quantity	Base Number	Contract	AT	Region	England
% of FP17s for the same patient ID Re-attending within 3 months - Children	54	800	6.8%	11.4%	12.1%	12.4%
% of FP17s for the same patient ID Re-attending within 3 months - Adults	190	1,514	12.5%	14.8%	15.9%	16.6%
% of FP17s for the same patient ID Re-attending between 3 & 9 months - Children	370	800	46.3%	55.6%	58.6%	57.5%
% of FP17s for the same patient ID Re-attending between 3 & 9 months - Adults	726	1,514	48.0%	48.1%	51.5%	50.4%
% of FP17s for Band 1 Urgent Courses	206	2,096	9.8%	8.4%	8.0%	9.1%
% of FP17s Relating to Free Repair or Replacements	9	2,096	0.4%	0.7%	0.8%	0.8%
% of FP17s Relating to Continuations	44	2,096	2.1%	1.0%	1.2%	1.3%
% of Patients satisfied with the dentistry they have received	3	3	N/A	93.2%	92.8%	92.7%
% of Patients satisfied with the time they had to wait for an appointment	2	3	N/A	87.4%	89.2%	88.8%

* This is based on patients treated on this contract for their most recent course of treatment. Figures in italics indicate the base number of FP17s or Patient Questionnaire responses are less than 100. N/A is shown where the base number of responses is less than 10 during the period. % is calculated as Quantity/Base number*100

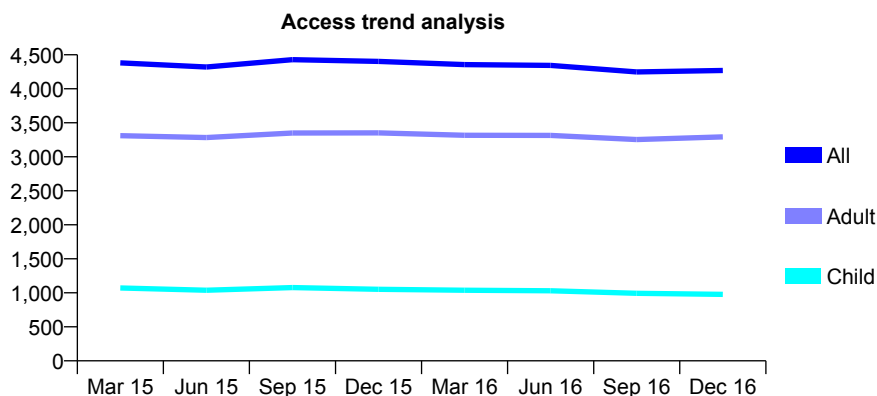
Q58 - Vital Signs At a Glance Contract Report for 159719/0001 - December 2016

Name or company name	Stanstead Abbots Dental Care
Contract type name	GDS Contract
Purpose of contract	General
Contract start date	01/12/2008
Contract end date	

16/17 Contracted general activity (UDA)	11,336
Carry forward general activity (UDA)	359
16/17 Contracted orthodontic activity (UOA)	0
Carry forward orthodontic activity (UOA)	0
Baseline contract value	£258,867.68

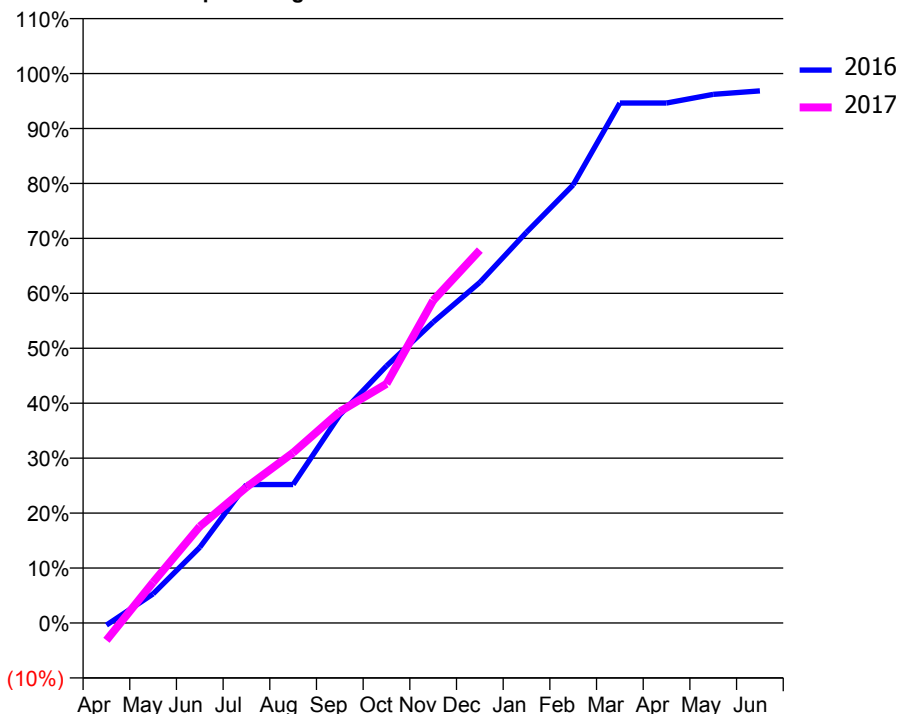
ACCESS*

Patients seen in 24 months	Total	Change since previous quarter
Quarter ending December 2015	4,403	
Quarter ending March 2016	4,355	↓
Quarter ending June 2016	4,345	→
Quarter ending September 2016	4,248	↓
Quarter ending December 2016	4,270	→
Variance since December 2015	(3.0%)	↓



ACTIVITY

Cumulative percentage of contracted UDA delivered 2016 & 2017



Month	Adjusted Scheduled Activity (UDA)	
	2016	2017
April	-45	-359
May	601	840
June	1,560	1,993
July	2,857	2,803
August	2,857	3,515
September	4,293	4,361
October	5,303	4,934
November	6,206	6,653
December	7,026	7,693
January	8,061	
February	9,037	
March	10,728	
April	10,728	
May	10,906	
June	10,977	

QUALITY

	Quantity	Base Number	Contract	AT	Region	England
% of FP17s for the same patient ID Re-attending within 3 months - Children	58	952	6.1%	11.4%	12.1%	12.4%
% of FP17s for the same patient ID Re-attending within 3 months - Adults	486	3,079	15.8%	14.8%	15.9%	16.6%
% of FP17s for the same patient ID Re-attending between 3 & 9 months - Children	489	952	51.4%	55.6%	58.6%	57.5%
% of FP17s for the same patient ID Re-attending between 3 & 9 months - Adults	1,342	3,079	43.6%	48.1%	51.5%	50.4%
% of FP17s for Band 1 Urgent Courses	354	3,261	10.9%	8.4%	8.0%	9.1%
% of FP17s Relating to Free Repair or Replacements	34	3,261	1.0%	0.7%	0.8%	0.8%
% of FP17s Relating to Continuations	45	3,261	1.4%	1.0%	1.2%	1.3%
% of Patients satisfied with the dentistry they have received	7	7	N/A	93.2%	92.8%	92.7%
% of Patients satisfied with the time they had to wait for an appointment	5	7	N/A	87.4%	89.2%	88.8%

* This is based on patients treated on this contract for their most recent course of treatment. Figures in italics indicate the base number of FP17s or Patient Questionnaire responses are less than 100. N/A is shown where the base number of responses is less than 10 during the period. % is calculated as Quantity/Base number*100

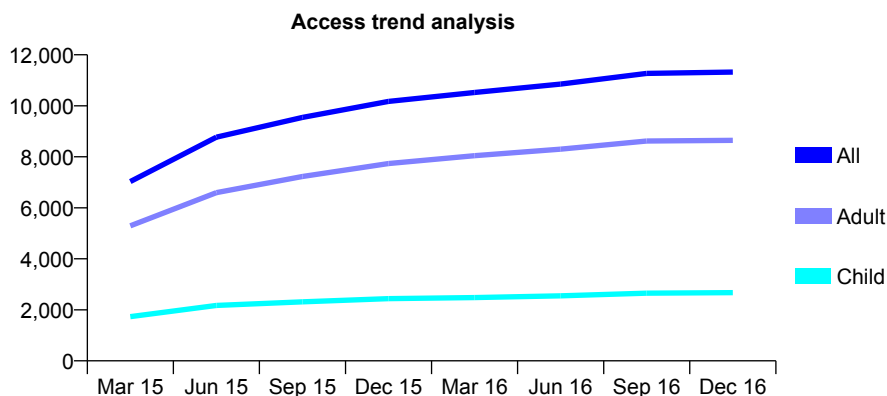
Q58 - Vital Signs At a Glance Contract Report for 160644/0001 - December 2016

Name or company name	Mr K Hanji and Mr V Vipin
Contract type name	GDS Contract
Purpose of contract	General
Contract start date	16/07/2014
Contract end date	

16/17 Contracted general activity (UDA)	30,486
Carry forward general activity (UDA)	-488
16/17 Contracted orthodontic activity (UOA)	0
Carry forward orthodontic activity (UOA)	0
Baseline contract value	£935,746.52

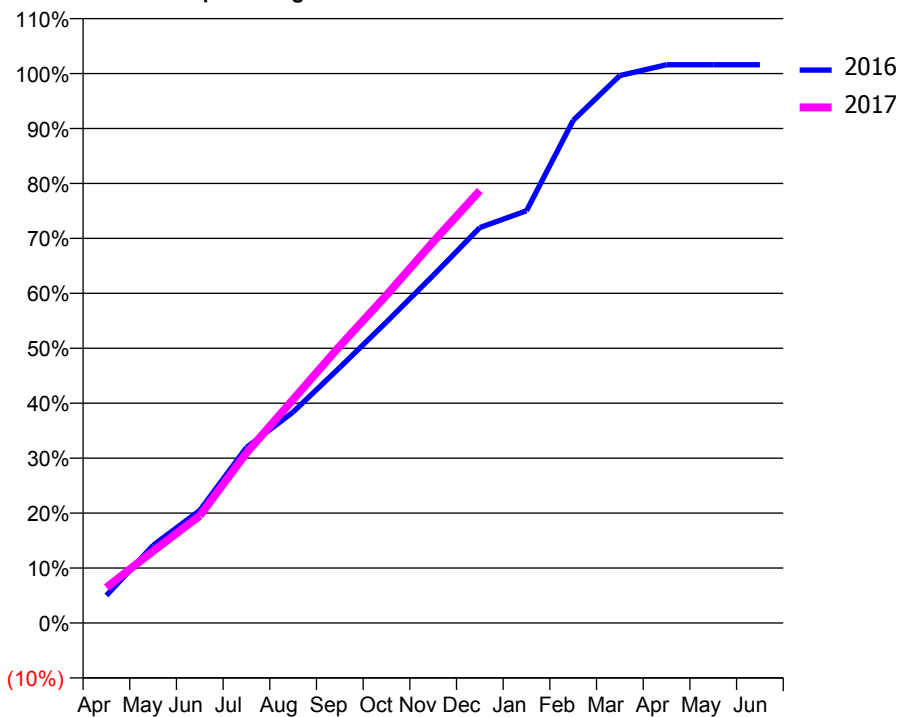
ACCESS*

Patients seen in 24 months	Total	Change since previous quarter
Quarter ending December 2015	10,175	
Quarter ending March 2016	10,524	↑
Quarter ending June 2016	10,852	↑
Quarter ending September 2016	11,272	↑
Quarter ending December 2016	11,325	→
Variance since December 2015	11.3%	↑



ACTIVITY

Cumulative percentage of contracted UDA delivered 2016 & 2017



Month	Adjusted Scheduled Activity (UDA)	
	2016	2017
April	1,529	1,975
May	4,307	3,993
June	6,244	5,952
July	9,738	9,439
August	11,707	12,406
September	14,179	15,372
October	16,700	18,186
November	19,283	21,148
December	21,939	23,988
January	22,875	
February	27,890	
March	30,369	
April	30,968	
May	30,970	
June	30,974	

QUALITY

	Quantity	Base Number	Contract	AT	Region	England
% of FP17s for the same patient ID Re-attending within 3 months - Children	188	2,887	6.5%	11.4%	12.1%	12.4%
% of FP17s for the same patient ID Re-attending within 3 months - Adults	1,060	8,750	12.1%	14.8%	15.9%	16.6%
% of FP17s for the same patient ID Re-attending between 3 & 9 months - Children	1,736	2,887	60.1%	55.6%	58.6%	57.5%
% of FP17s for the same patient ID Re-attending between 3 & 9 months - Adults	4,666	8,750	53.3%	48.1%	51.5%	50.4%
% of FP17s for Band 1 Urgent Courses	789	11,223	7.0%	8.4%	8.0%	9.1%
% of FP17s Relating to Free Repair or Replacements	51	11,223	0.5%	0.7%	0.8%	0.8%
% of FP17s Relating to Continuations	43	11,223	0.4%	1.0%	1.2%	1.3%
% of Patients satisfied with the dentistry they have received	10	11	90.9%	93.2%	92.8%	92.7%
% of Patients satisfied with the time they had to wait for an appointment	9	11	81.8%	87.4%	89.2%	88.8%

* This is based on patients treated on this contract for their most recent course of treatment. Figures in italics indicate the base number of FP17s or Patient Questionnaire responses are less than 100. N/A is shown where the base number of responses is less than 10 during the period. % is calculated as Quantity/Base number*100

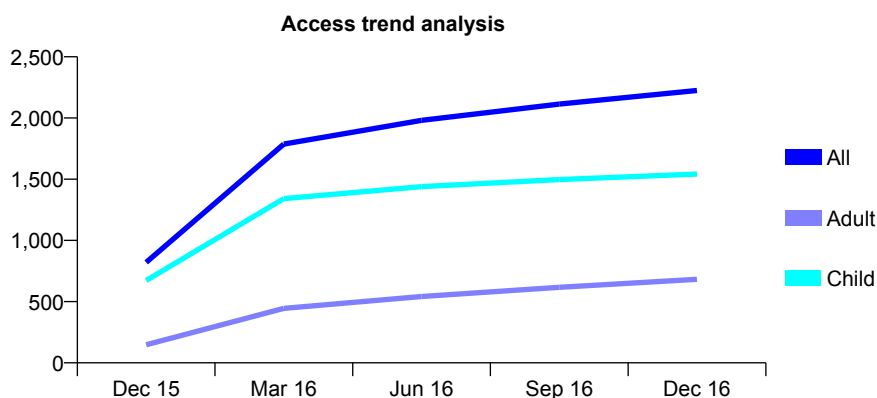
Q58 - Vital Signs At a Glance Contract Report for 160792/0001 - December 2016

Name or company name	Oxford House Dental Practice
Contract type name	GDS Contract
Purpose of contract	General
Contract start date	02/10/2015
Contract end date	

16/17 Contracted general activity (UDA)	6,000
Carry forward general activity (UDA)	-120
16/17 Contracted orthodontic activity (UOA)	0
Carry forward orthodontic activity (UOA)	0
Baseline contract value	£122,174.75

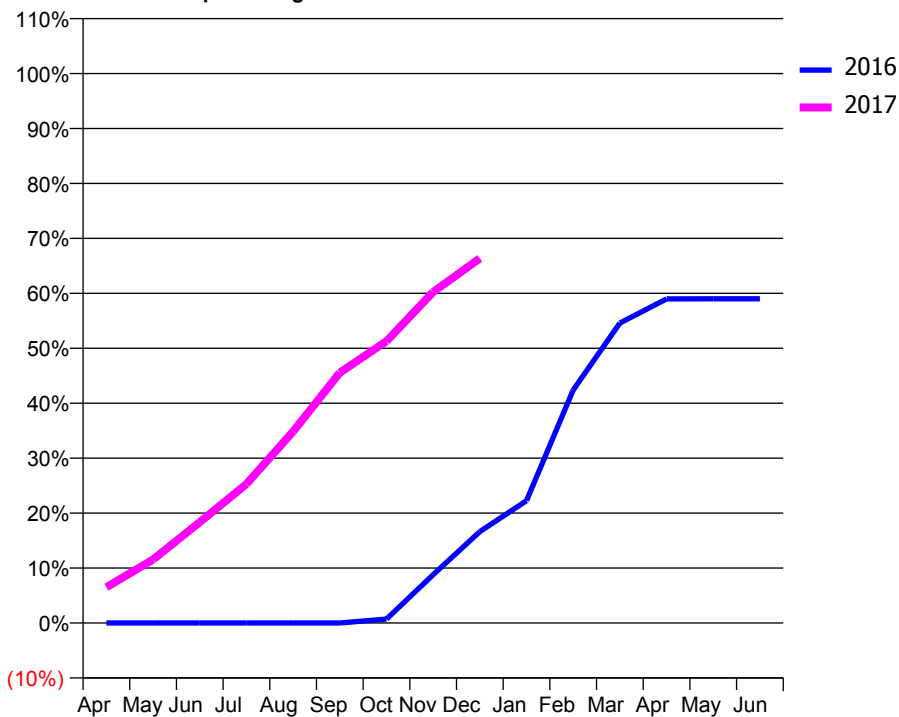
ACCESS*

Patients seen in 24 months	Total	Change since previous quarter
Quarter ending December 2015	821	
Quarter ending March 2016	1,787	↑
Quarter ending June 2016	1,981	↑
Quarter ending September 2016	2,114	↑
Quarter ending December 2016	2,225	↑
Variance since December 2015	171.0%	↑



ACTIVITY

Cumulative percentage of contracted UDA delivered 2016 & 2017



Adjusted Scheduled Activity (UDA)

Month	2016	2017
April	0	391
May	0	694
June	0	1,102
July	0	1,518
August	0	2,092
September	0	2,734
October	42	3,078
November	524	3,615
December	993	3,982
January	1,329	
February	2,530	
March	3,257	
April	3,519	
May	3,520	
June	3,520	

QUALITY

	Quantity	Base Number	Contract	AT	Region	England
% of FP17s for the same patient ID Re-attending within 3 months - Children	118	2,100	5.6%	11.4%	12.1%	12.4%
% of FP17s for the same patient ID Re-attending within 3 months - Adults	66	514	12.8%	14.8%	15.9%	16.6%
% of FP17s for the same patient ID Re-attending between 3 & 9 months - Children	1,444	2,100	68.8%	55.6%	58.6%	57.5%
% of FP17s for the same patient ID Re-attending between 3 & 9 months - Adults	250	514	48.6%	48.1%	51.5%	50.4%
% of FP17s for Band 1 Urgent Courses	76	2,450	3.1%	8.4%	8.0%	9.1%
% of FP17s Relating to Free Repair or Replacements	0	2,450	0.0%	0.7%	0.8%	0.8%
% of FP17s Relating to Continuations	4	2,450	0.2%	1.0%	1.2%	1.3%
% of Patients satisfied with the dentistry they have received	3	3	N/A	93.2%	92.8%	92.7%
% of Patients satisfied with the time they had to wait for an appointment	2	3	N/A	87.4%	89.2%	88.8%

* This is based on patients treated on this contract for their most recent course of treatment. Figures in italics indicate the base number of FP17s or Patient Questionnaire responses are less than 100. N/A is shown where the base number of responses is less than 10 during the period. % is calculated as Quantity/Base number*100

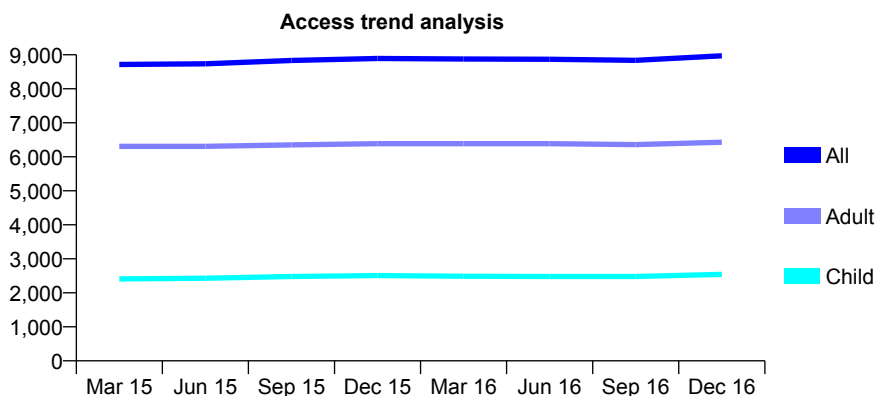
Q58 - Vital Signs At a Glance Contract Report for 160873/0001 - December 2016

Name or company name	Bramingham Dental Clinic
Contract type name	GDS Contract
Purpose of contract	General
Contract start date	01/05/2010
Contract end date	

16/17 Contracted general activity (UDA)	26,015
Carry forward general activity (UDA)	0
16/17 Contracted orthodontic activity (UOA)	0
Carry forward orthodontic activity (UOA)	0
Baseline contract value	£718,666.65

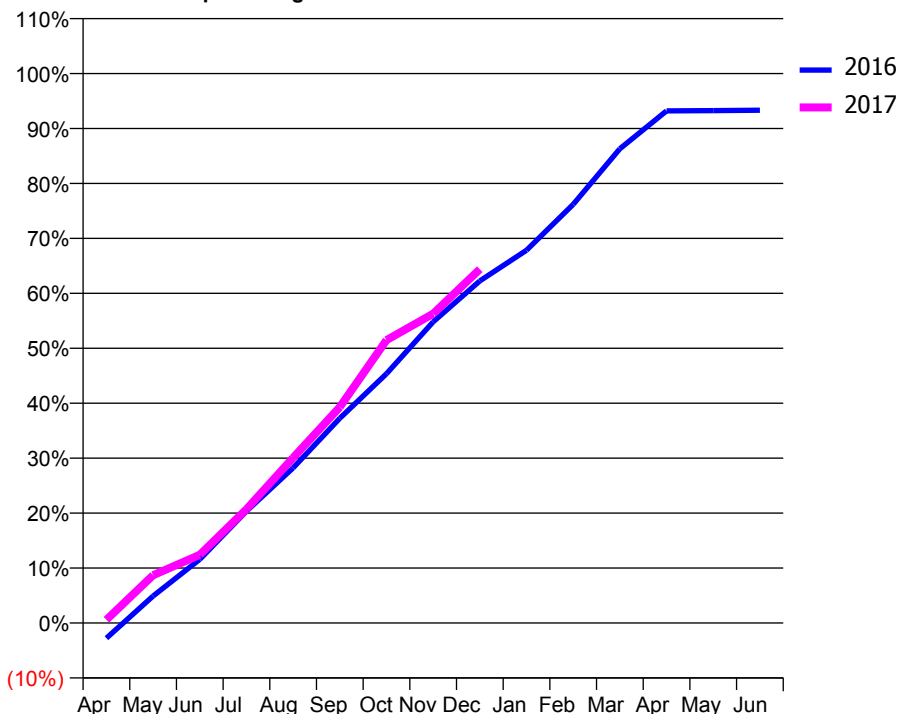
ACCESS*

Patients seen in 24 months	Total	Change since previous quarter
Quarter ending December 2015	8,893	
Quarter ending March 2016	8,877	→
Quarter ending June 2016	8,867	→
Quarter ending September 2016	8,839	→
Quarter ending December 2016	8,970	→
Variance since December 2015	0.9%	→



ACTIVITY

Cumulative percentage of contracted UDA delivered 2016 & 2017



QUALITY

	Quantity	Base Number	Contract	AT	Region	England
% of FP17s for the same patient ID Re-attending within 3 months - Children	168	2,485	6.8%	11.4%	12.1%	12.4%
% of FP17s for the same patient ID Re-attending within 3 months - Adults	928	5,831	15.9%	14.8%	15.9%	16.6%
% of FP17s for the same patient ID Re-attending between 3 & 9 months - Children	1,250	2,485	50.3%	55.6%	58.6%	57.5%
% of FP17s for the same patient ID Re-attending between 3 & 9 months - Adults	2,719	5,831	46.6%	48.1%	51.5%	50.4%
% of FP17s for Band 1 Urgent Courses	729	7,575	9.6%	8.4%	8.0%	9.1%
% of FP17s Relating to Free Repair or Replacements	89	7,575	1.2%	0.7%	0.8%	0.8%
% of FP17s Relating to Continuations	143	7,575	1.9%	1.0%	1.2%	1.3%
% of Patients satisfied with the dentistry they have received	5	7	N/A	93.2%	92.8%	92.7%
% of Patients satisfied with the time they had to wait for an appointment	4	7	N/A	87.4%	89.2%	88.8%

* This is based on patients treated on this contract for their most recent course of treatment. Figures in italics indicate the base number of FP17s or Patient Questionnaire responses are less than 100. N/A is shown where the base number of responses is less than 10 during the period. % is calculated as Quantity/Base number*100

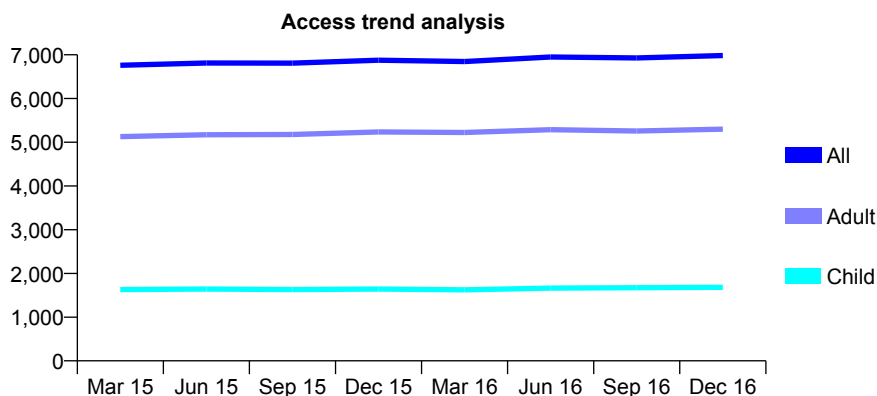
Q58 - Vital Signs At a Glance Contract Report for 162051/0001 - December 2016

Name or company name	Much Hadham Dental Care Limited
Contract type name	GDS Contract
Purpose of contract	General
Contract start date	01/05/2009
Contract end date	

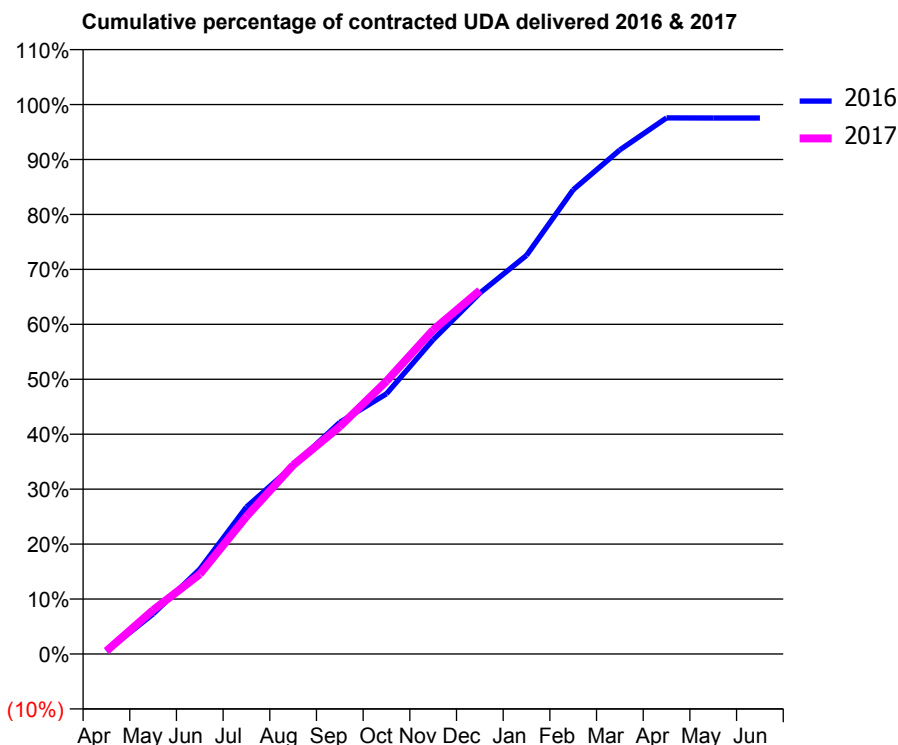
16/17 Contracted general activity (UDA)	19,191
Carry forward general activity (UDA)	472
16/17 Contracted orthodontic activity (UOA)	0
Carry forward orthodontic activity (UOA)	0
Baseline contract value	£432,572.73

ACCESS*

Patients seen in 24 months	Total	Change since previous quarter
Quarter ending December 2015	6,876	
Quarter ending March 2016	6,847	→
Quarter ending June 2016	6,951	→
Quarter ending September 2016	6,929	→
Quarter ending December 2016	6,983	→
Variance since December 2015	1.6%	→



ACTIVITY



Month	Adjusted Scheduled Activity (UDA)	
	2016	2017
April	99	107
May	1,397	1,535
June	2,964	2,785
July	5,135	4,804
August	6,580	6,595
September	8,092	7,941
October	9,089	9,532
November	10,977	11,320
December	12,603	12,699
January	13,921	
February	16,213	
March	17,608	
April	18,724	
May	18,719	
June	18,719	

QUALITY

	Quantity	Base Number	Contract	AT	Region	England
% of FP17s for the same patient ID Re-attending within 3 months - Children	136	1,982	6.9%	11.4%	12.1%	12.4%
% of FP17s for the same patient ID Re-attending within 3 months - Adults	830	5,562	14.9%	14.8%	15.9%	16.6%
% of FP17s for the same patient ID Re-attending between 3 & 9 months - Children	1,144	1,982	57.7%	55.6%	58.6%	57.5%
% of FP17s for the same patient ID Re-attending between 3 & 9 months - Adults	2,908	5,562	52.3%	48.1%	51.5%	50.4%
% of FP17s for Band 1 Urgent Courses	573	6,996	8.2%	8.4%	8.0%	9.1%
% of FP17s Relating to Free Repair or Replacements	57	6,996	0.8%	0.7%	0.8%	0.8%
% of FP17s Relating to Continuations	28	6,996	0.4%	1.0%	1.2%	1.3%
% of Patients satisfied with the dentistry they have received	4	4	N/A	93.2%	92.8%	92.7%
% of Patients satisfied with the time they had to wait for an appointment	4	4	N/A	87.4%	89.2%	88.8%

* This is based on patients treated on this contract for their most recent course of treatment. Figures in italics indicate the base number of FP17s or Patient Questionnaire responses are less than 100. N/A is shown where the base number of responses is less than 10 during the period. % is calculated as Quantity/Base number*100

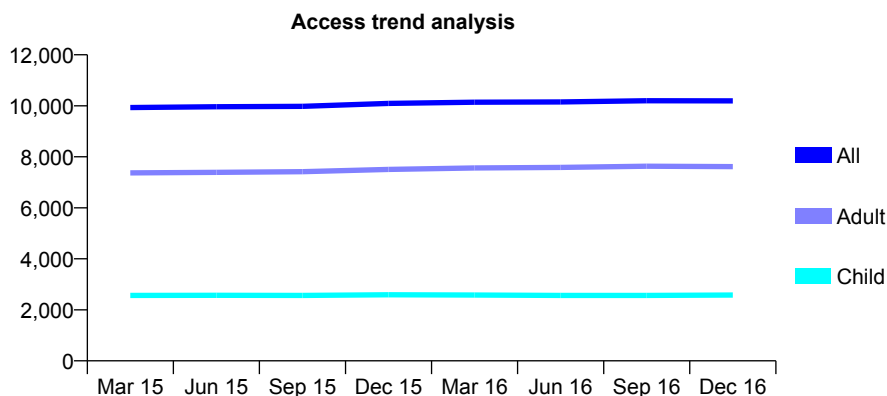
Q58 - Vital Signs At a Glance Contract Report for 162167/0001 - December 2016

Name or company name	A Gatrads Dental Surgey
Contract type name	GDS Contract
Purpose of contract	General
Contract start date	01/04/2011
Contract end date	

16/17 Contracted general activity (UDA)	28,325
Carry forward general activity (UDA)	4
16/17 Contracted orthodontic activity (UOA)	0
Carry forward orthodontic activity (UOA)	0
Baseline contract value	£710,833.85

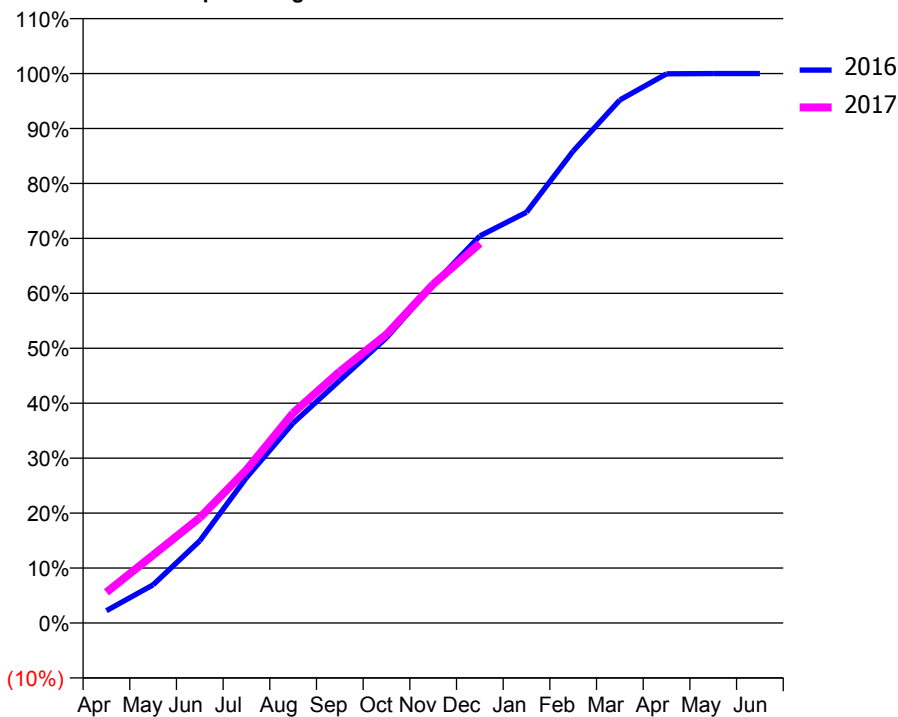
ACCESS*

Patients seen in 24 months	Total	Change since previous quarter
Quarter ending December 2015	10,094	
Quarter ending March 2016	10,143	→
Quarter ending June 2016	10,153	→
Quarter ending September 2016	10,197	→
Quarter ending December 2016	10,196	→
Variance since December 2015	1.0%	→



ACTIVITY

Cumulative percentage of contracted UDA delivered 2016 & 2017



Month	Adjusted Scheduled Activity (UDA)	
	2016	2017
April	638	1,587
May	1,969	3,505
June	4,239	5,429
July	7,495	7,892
August	10,307	10,827
September	12,508	12,965
October	14,709	14,880
November	17,433	17,462
December	19,947	19,568
January	21,173	
February	24,332	
March	26,961	
April	28,307	
May	28,321	
June	28,321	

QUALITY

	Quantity	Base Number	Contract	AT	Region	England
% of FP17s for the same patient ID Re-attending within 3 months - Children	176	2,436	7.2%	11.4%	12.1%	12.4%
% of FP17s for the same patient ID Re-attending within 3 months - Adults	970	6,807	14.3%	14.8%	15.9%	16.6%
% of FP17s for the same patient ID Re-attending between 3 & 9 months - Children	1,167	2,436	47.9%	55.6%	58.6%	57.5%
% of FP17s for the same patient ID Re-attending between 3 & 9 months - Adults	2,940	6,807	43.2%	48.1%	51.5%	50.4%
% of FP17s for Band 1 Urgent Courses	886	8,709	10.2%	8.4%	8.0%	9.1%
% of FP17s Relating to Free Repair or Replacements	41	8,709	0.5%	0.7%	0.8%	0.8%
% of FP17s Relating to Continuations	139	8,709	1.6%	1.0%	1.2%	1.3%
% of Patients satisfied with the dentistry they have received	9	9	N/A	93.2%	92.8%	92.7%
% of Patients satisfied with the time they had to wait for an appointment	8	9	N/A	87.4%	89.2%	88.8%

* This is based on patients treated on this contract for their most recent course of treatment. Figures in italics indicate the base number of FP17s or Patient Questionnaire responses are less than 100. N/A is shown where the base number of responses is less than 10 during the period. % is calculated as Quantity/Base number*100

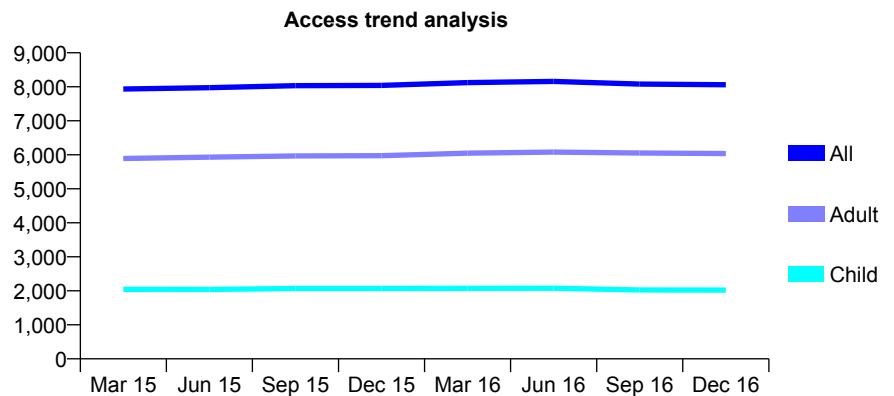
Q58 - Vital Signs At a Glance Contract Report for 163473/0001 - December 2016

Name or company name	Kettering Central Dental Practice
Contract type name	GDS Contract
Purpose of contract	General
Contract start date	05/10/2012
Contract end date	

16/17 Contracted general activity (UDA)	23,018
Carry forward general activity (UDA)	0
16/17 Contracted orthodontic activity (UOA)	0
Carry forward orthodontic activity (UOA)	0
Baseline contract value	£801,377.23

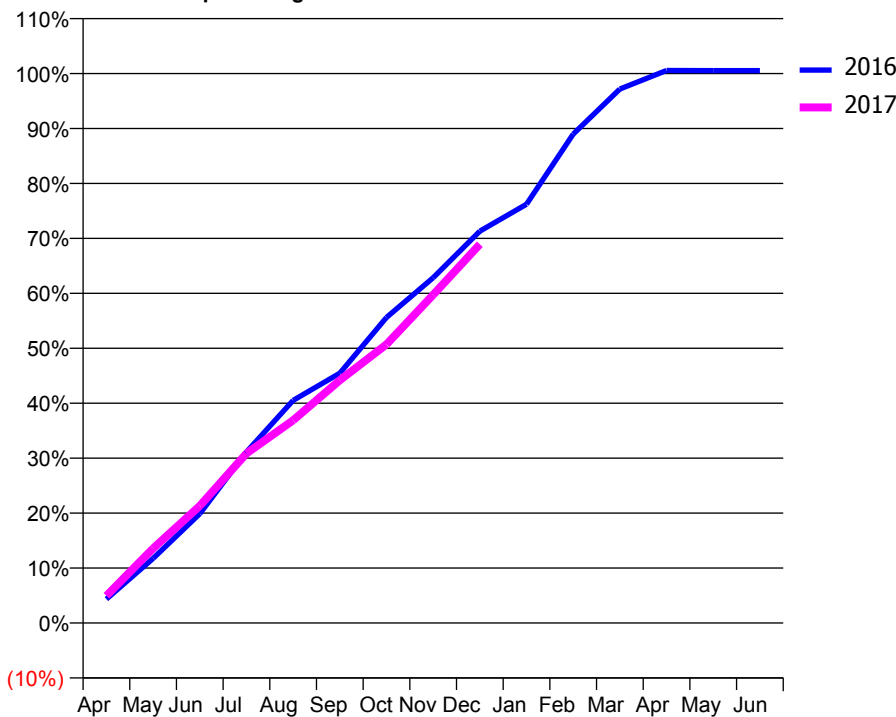
ACCESS*

Patients seen in 24 months	Total	Change since previous quarter
Quarter ending December 2015	8,042	
Quarter ending March 2016	8,123	→
Quarter ending June 2016	8,160	→
Quarter ending September 2016	8,079	→
Quarter ending December 2016	8,059	→
Variance since December 2015	0.2%	→



ACTIVITY

Cumulative percentage of contracted UDA delivered 2016 & 2017



Month	Adjusted Scheduled Activity (UDA)	
	2016	2017
April	1,003	1,145
May	2,704	3,127
June	4,577	4,907
July	7,162	7,104
August	9,323	8,494
September	10,466	10,168
October	12,798	11,670
November	14,463	13,749
December	16,416	15,866
January	17,541	
February	20,479	
March	22,370	
April	23,145	
May	23,141	
June	23,141	

QUALITY

	Quantity	Base Number	Contract	AT	Region	England
% of FP17s for the same patient ID Re-attending within 3 months - Children	126	1,921	6.6%	11.4%	12.1%	12.4%
% of FP17s for the same patient ID Re-attending within 3 months - Adults	594	4,912	12.1%	14.8%	15.9%	16.6%
% of FP17s for the same patient ID Re-attending between 3 & 9 months - Children	974	1,921	50.7%	55.6%	58.6%	57.5%
% of FP17s for the same patient ID Re-attending between 3 & 9 months - Adults	2,010	4,912	40.9%	48.1%	51.5%	50.4%
% of FP17s for Band 1 Urgent Courses	292	6,492	4.5%	8.4%	8.0%	9.1%
% of FP17s Relating to Free Repair or Replacements	55	6,492	0.8%	0.7%	0.8%	0.8%
% of FP17s Relating to Continuations	85	6,492	1.3%	1.0%	1.2%	1.3%
% of Patients satisfied with the dentistry they have received	7	8	N/A	93.2%	92.8%	92.7%
% of Patients satisfied with the time they had to wait for an appointment	7	8	N/A	87.4%	89.2%	88.8%

* This is based on patients treated on this contract for their most recent course of treatment. Figures in italics indicate the base number of FP17s or Patient Questionnaire responses are less than 100. N/A is shown where the base number of responses is less than 10 during the period. % is calculated as Quantity/Base number*100

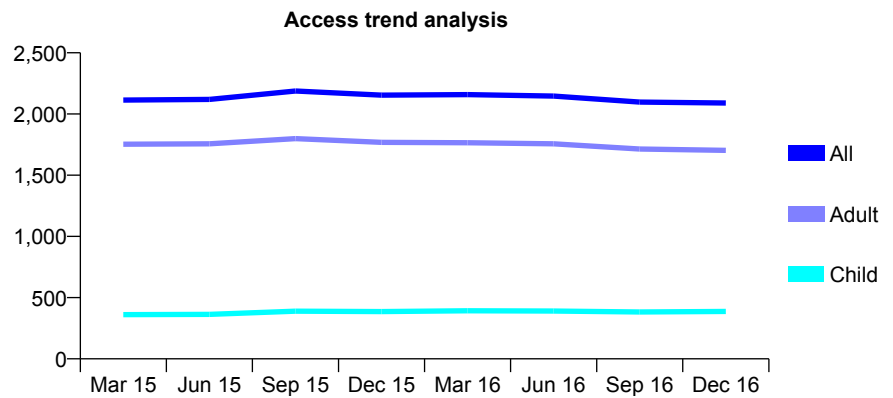
Q58 - Vital Signs At a Glance Contract Report for 164585/0001 - December 2016

Name or company name	MR A MCGREGOR AND DR M MOKHTAR
Contract type name	GDS Contract
Purpose of contract	General
Contract start date	01/04/2007
Contract end date	

16/17 Contracted general activity (UDA)	6,316
Carry forward general activity (UDA)	170
16/17 Contracted orthodontic activity (UOA)	0
Carry forward orthodontic activity (UOA)	0
Baseline contract value	£139,327.19

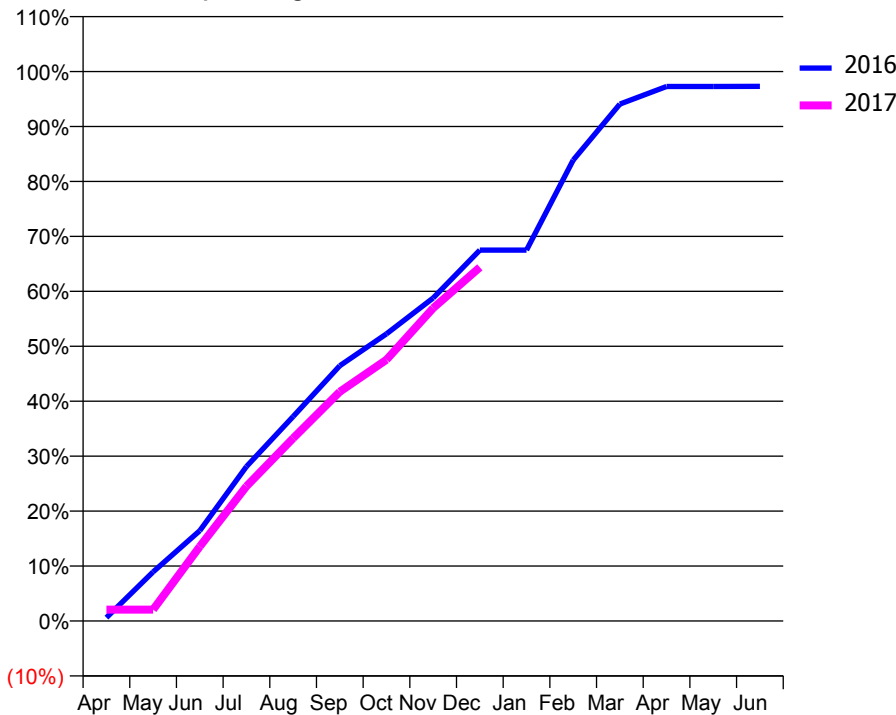
ACCESS*

Patients seen in 24 months	Total	Change since previous quarter
Quarter ending December 2015	2,154	
Quarter ending March 2016	2,158	→
Quarter ending June 2016	2,147	→
Quarter ending September 2016	2,097	↓
Quarter ending December 2016	2,090	→
Variance since December 2015	(3.0%)	↓



ACTIVITY

Cumulative percentage of contracted UDA delivered 2016 & 2017



Month	Adjusted Scheduled Activity (UDA)	
	2016	2017
April	40	130
May	564	130
June	1,038	856
July	1,775	1,549
August	2,351	2,101
September	2,935	2,636
October	3,301	3,003
November	3,712	3,596
December	4,263	4,065
January	4,263	
February	5,298	
March	5,942	
April	6,144	
May	6,144	
June	6,145	

QUALITY

	Quantity	Base Number	Contract	AT	Region	England
% of FP17s for the same patient ID Re-attending within 3 months - Children	13	382	3.4%	11.4%	12.1%	12.4%
% of FP17s for the same patient ID Re-attending within 3 months - Adults	254	1,985	12.8%	14.8%	15.9%	16.6%
% of FP17s for the same patient ID Re-attending between 3 & 9 months - Children	204	382	53.4%	55.6%	58.6%	57.5%
% of FP17s for the same patient ID Re-attending between 3 & 9 months - Adults	1,290	1,985	65.0%	48.1%	51.5%	50.4%
% of FP17s for Band 1 Urgent Courses	66	2,251	2.9%	8.4%	8.0%	9.1%
% of FP17s Relating to Free Repair or Replacements	24	2,251	1.1%	0.7%	0.8%	0.8%
% of FP17s Relating to Continuations	19	2,251	0.8%	1.0%	1.2%	1.3%
% of Patients satisfied with the dentistry they have received	1	1	N/A	93.2%	92.8%	92.7%
% of Patients satisfied with the time they had to wait for an appointment	1	1	N/A	87.4%	89.2%	88.8%

* This is based on patients treated on this contract for their most recent course of treatment. Figures in italics indicate the base number of FP17s or Patient Questionnaire responses are less than 100. N/A is shown where the base number of responses is less than 10 during the period. % is calculated as Quantity/Base number*100

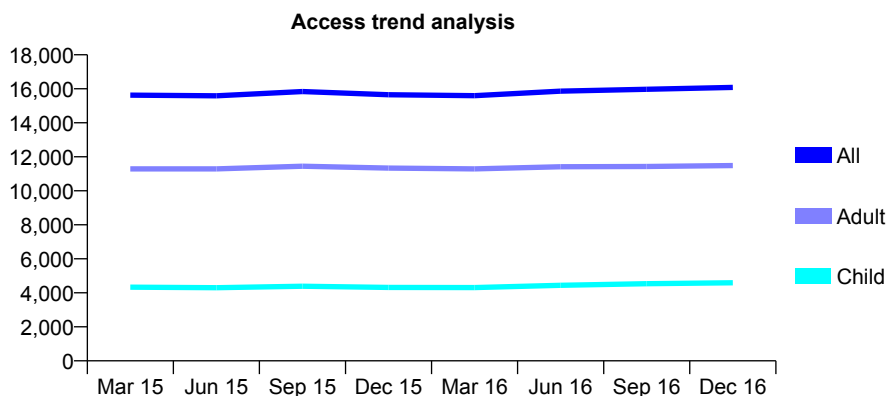
Q58 - Vital Signs At a Glance Contract Report for 164593/0001 - December 2016

Name or company name	Dental Suite Ltd
Contract type name	GDS Contract
Purpose of contract	General
Contract start date	01/04/2007
Contract end date	

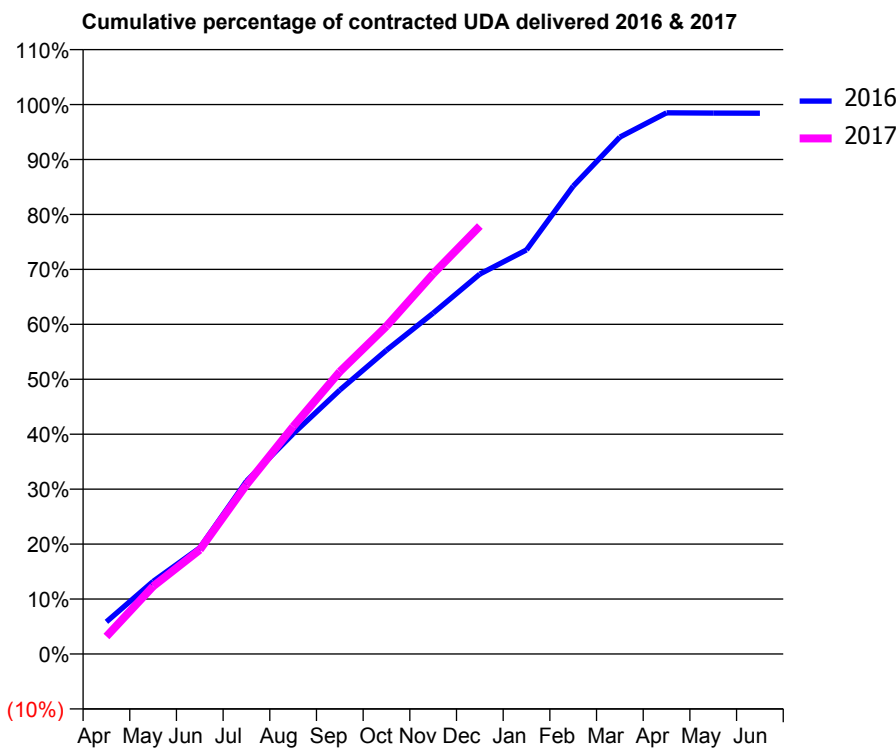
16/17 Contracted general activity (UDA)	37,656
Carry forward general activity (UDA)	598
16/17 Contracted orthodontic activity (UOA)	0
Carry forward orthodontic activity (UOA)	0
Baseline contract value	£904,760.52

ACCESS*

Patients seen in 24 months	Total	Change since previous quarter
Quarter ending December 2015	15,654	
Quarter ending March 2016	15,595	→
Quarter ending June 2016	15,863	→
Quarter ending September 2016	15,974	→
Quarter ending December 2016	16,083	→
Variance since December 2015	2.7%	↑



ACTIVITY



Month	Adjusted Scheduled Activity (UDA)	
	2016	2017
April	2,205	1,198
May	4,977	4,640
June	7,282	7,143
July	11,844	11,596
August	15,092	15,586
September	18,086	19,351
October	20,818	22,468
November	23,359	26,055
December	26,037	29,328
January	27,690	
February	32,064	
March	35,420	
April	37,082	
May	37,072	
June	37,057	

QUALITY

	Quantity	Base Number	Contract	AT	Region	England
% of FP17s for the same patient ID Re-attending within 3 months - Children	187	4,929	3.8%	11.4%	12.1%	12.4%
% of FP17s for the same patient ID Re-attending within 3 months - Adults	848	11,515	7.4%	14.8%	15.9%	16.6%
% of FP17s for the same patient ID Re-attending between 3 & 9 months - Children	2,760	4,929	56.0%	55.6%	58.6%	57.5%
% of FP17s for the same patient ID Re-attending between 3 & 9 months - Adults	6,835	11,515	59.4%	48.1%	51.5%	50.4%
% of FP17s for Band 1 Urgent Courses	669	15,627	4.3%	8.4%	8.0%	9.1%
% of FP17s Relating to Free Repair or Replacements	92	15,627	0.6%	0.7%	0.8%	0.8%
% of FP17s Relating to Continuations	35	15,627	0.2%	1.0%	1.2%	1.3%
% of Patients satisfied with the dentistry they have received	13	16	81.3%	93.2%	92.8%	92.7%
% of Patients satisfied with the time they had to wait for an appointment	12	16	75.0%	87.4%	89.2%	88.8%

* This is based on patients treated on this contract for their most recent course of treatment. Figures in italics indicate the base number of FP17s or Patient Questionnaire responses are less than 100. N/A is shown where the base number of responses is less than 10 during the period. % is calculated as Quantity/Base number*100

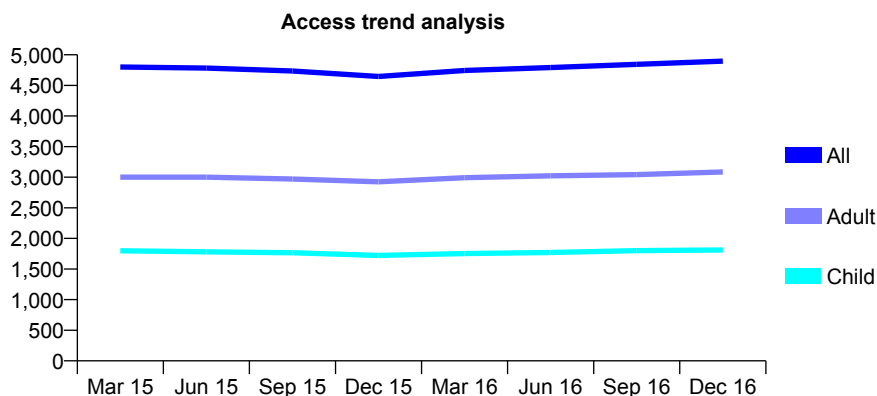
Q58 - Vital Signs At a Glance Contract Report for 165034/0001 - December 2016

Name or company name	Ross, Hirschowitz & Videlefsky
Contract type name	GDS Contract
Purpose of contract	General
Contract start date	01/04/2009
Contract end date	

16/17 Contracted general activity (UDA)	12,500
Carry forward general activity (UDA)	52
16/17 Contracted orthodontic activity (UOA)	0
Carry forward orthodontic activity (UOA)	0
Baseline contract value	£297,872.00

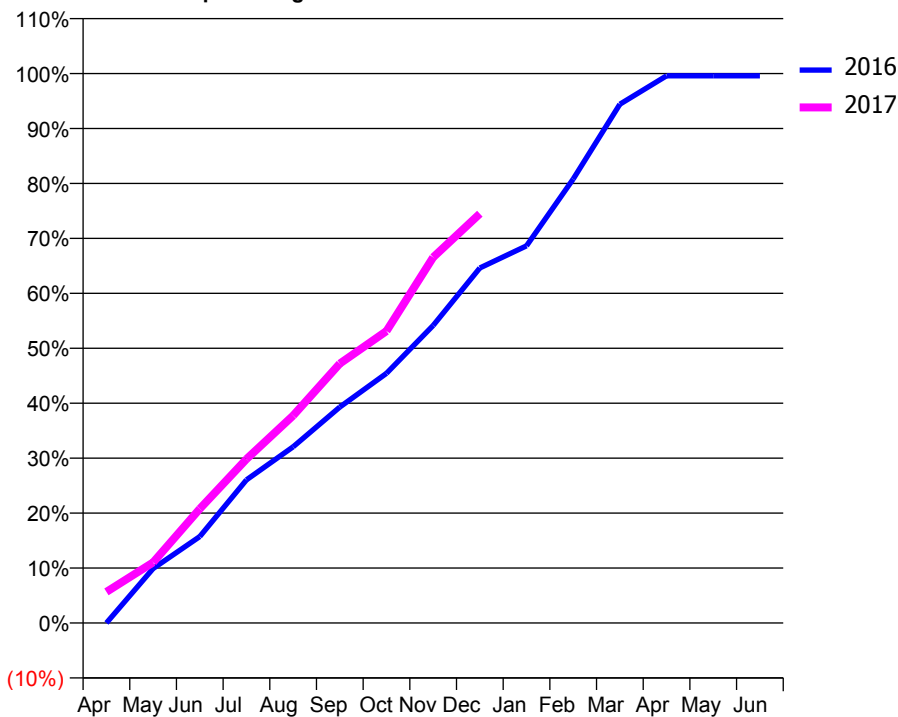
ACCESS*

Patients seen in 24 months	Total	Change since previous quarter
Quarter ending December 2015	4,646	
Quarter ending March 2016	4,745	↑
Quarter ending June 2016	4,792	→
Quarter ending September 2016	4,844	→
Quarter ending December 2016	4,897	→
Variance since December 2015	5.4%	↑



ACTIVITY

Cumulative percentage of contracted UDA delivered 2016 & 2017



Month	Adjusted Scheduled Activity (UDA)	
	2016	2017
April	0	707
May	1,240	1,378
June	1,969	2,599
July	3,256	3,729
August	4,008	4,720
September	4,912	5,902
October	5,679	6,641
November	6,770	8,320
December	8,078	9,310
January	8,581	
February	10,100	
March	11,800	
April	12,448	
May	12,446	
June	12,447	

QUALITY

	Quantity	Base Number	Contract	AT	Region	England
% of FP17s for the same patient ID Re-attending within 3 months - Children	211	2,211	9.5%	11.4%	12.1%	12.4%
% of FP17s for the same patient ID Re-attending within 3 months - Adults	392	2,946	13.3%	14.8%	15.9%	16.6%
% of FP17s for the same patient ID Re-attending between 3 & 9 months - Children	1,337	2,211	60.5%	55.6%	58.6%	57.5%
% of FP17s for the same patient ID Re-attending between 3 & 9 months - Adults	1,412	2,946	47.9%	48.1%	51.5%	50.4%
% of FP17s for Band 1 Urgent Courses	435	4,873	8.9%	8.4%	8.0%	9.1%
% of FP17s Relating to Free Repair or Replacements	30	4,873	0.6%	0.7%	0.8%	0.8%
% of FP17s Relating to Continuations	1	4,873	0.0%	1.0%	1.2%	1.3%
% of Patients satisfied with the dentistry they have received	4	4	N/A	93.2%	92.8%	92.7%
% of Patients satisfied with the time they had to wait for an appointment	3	4	N/A	87.4%	89.2%	88.8%

* This is based on patients treated on this contract for their most recent course of treatment. Figures in italics indicate the base number of FP17s or Patient Questionnaire responses are less than 100. N/A is shown where the base number of responses is less than 10 during the period. % is calculated as Quantity/Base number*100

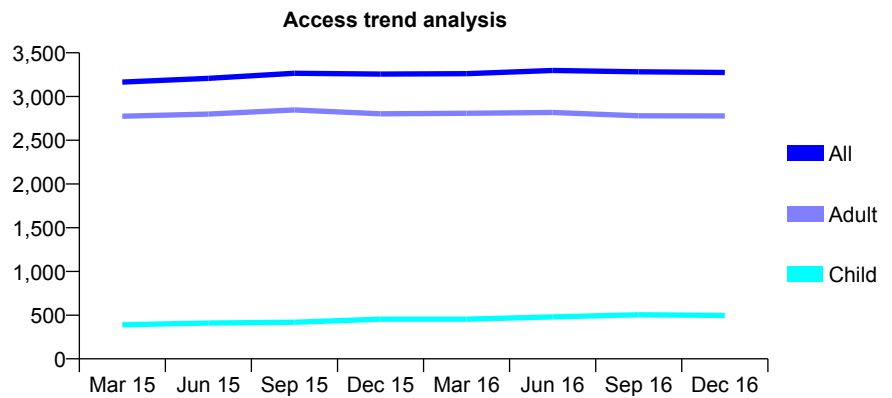
Q58 - Vital Signs At a Glance Contract Report for 165220/0001 - December 2016

Name or company name	Beech Hill Dental Practice Limited
Contract type name	GDS Contract
Purpose of contract	General
Contract start date	01/10/2010
Contract end date	

16/17 Contracted general activity (UDA)	11,000
Carry forward general activity (UDA)	414
16/17 Contracted orthodontic activity (UOA)	0
Carry forward orthodontic activity (UOA)	0
Baseline contract value	£272,592.05

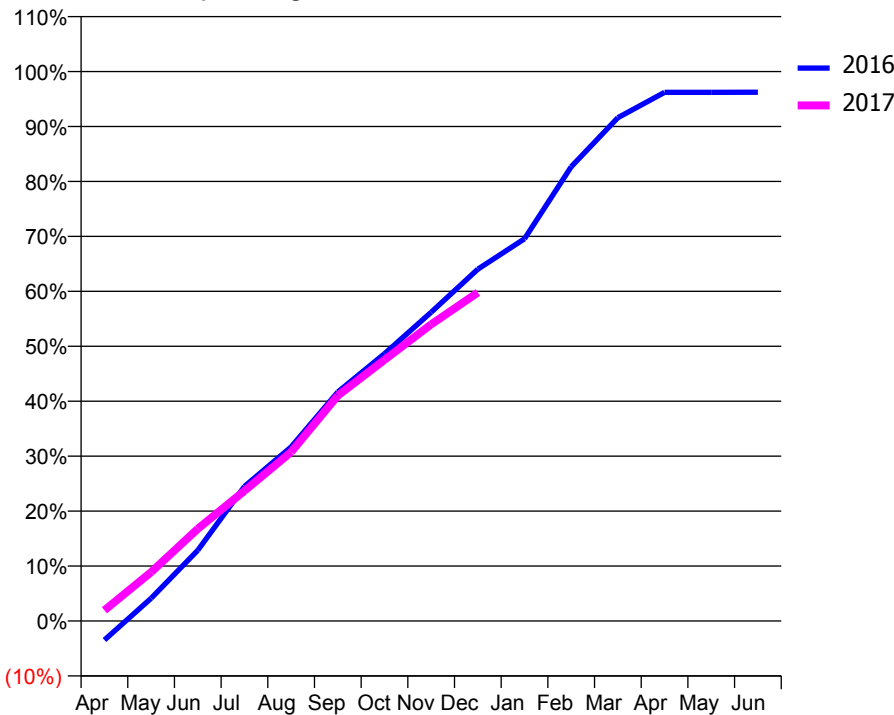
ACCESS*

Patients seen in 24 months	Total	Change since previous quarter
Quarter ending December 2015	3,256	
Quarter ending March 2016	3,262	→
Quarter ending June 2016	3,298	→
Quarter ending September 2016	3,283	→
Quarter ending December 2016	3,275	→
Variance since December 2015	0.6%	→



ACTIVITY

Cumulative percentage of contracted UDA delivered 2016 & 2017



Month	Adjusted Scheduled Activity (UDA)	
	2016	2017
April	-383	214
May	456	979
June	1,415	1,845
July	2,694	2,607
August	3,486	3,383
September	4,585	4,511
October	5,351	5,228
November	6,181	5,939
December	7,044	6,576
January	7,651	
February	9,093	
March	10,075	
April	10,583	
May	10,583	
June	10,586	

QUALITY

	Quantity	Base Number	Contract	AT	Region	England
% of FP17s for the same patient ID Re-attending within 3 months - Children	17	397	4.3%	11.4%	12.1%	12.4%
% of FP17s for the same patient ID Re-attending within 3 months - Adults	250	2,101	11.9%	14.8%	15.9%	16.6%
% of FP17s for the same patient ID Re-attending between 3 & 9 months - Children	128	397	32.2%	55.6%	58.6%	57.5%
% of FP17s for the same patient ID Re-attending between 3 & 9 months - Adults	735	2,101	35.0%	48.1%	51.5%	50.4%
% of FP17s for Band 1 Urgent Courses	223	2,366	9.4%	8.4%	8.0%	9.1%
% of FP17s Relating to Free Repair or Replacements	6	2,366	0.3%	0.7%	0.8%	0.8%
% of FP17s Relating to Continuations	14	2,366	0.6%	1.0%	1.2%	1.3%
% of Patients satisfied with the dentistry they have received	9	9	N/A	93.2%	92.8%	92.7%
% of Patients satisfied with the time they had to wait for an appointment	9	9	N/A	87.4%	89.2%	88.8%

* This is based on patients treated on this contract for their most recent course of treatment. Figures in italics indicate the base number of FP17s or Patient Questionnaire responses are less than 100. N/A is shown where the base number of responses is less than 10 during the period. % is calculated as Quantity/Base number*100

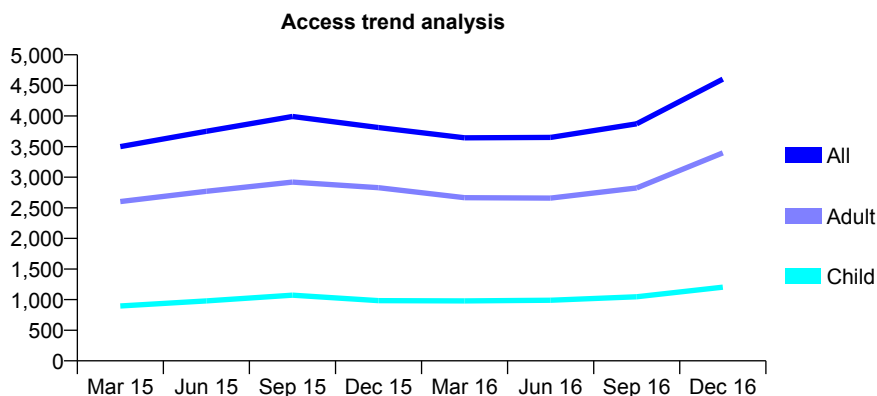
Q58 - Vital Signs At a Glance Contract Report for 166200/0001 - December 2016

Name or company name	Oradi Ltd
Contract type name	GDS Contract
Purpose of contract	General
Contract start date	01/04/2008
Contract end date	

16/17 Contracted general activity (UDA)	11,515
Carry forward general activity (UDA)	-142
16/17 Contracted orthodontic activity (UOA)	0
Carry forward orthodontic activity (UOA)	0
Baseline contract value	£219,930.39

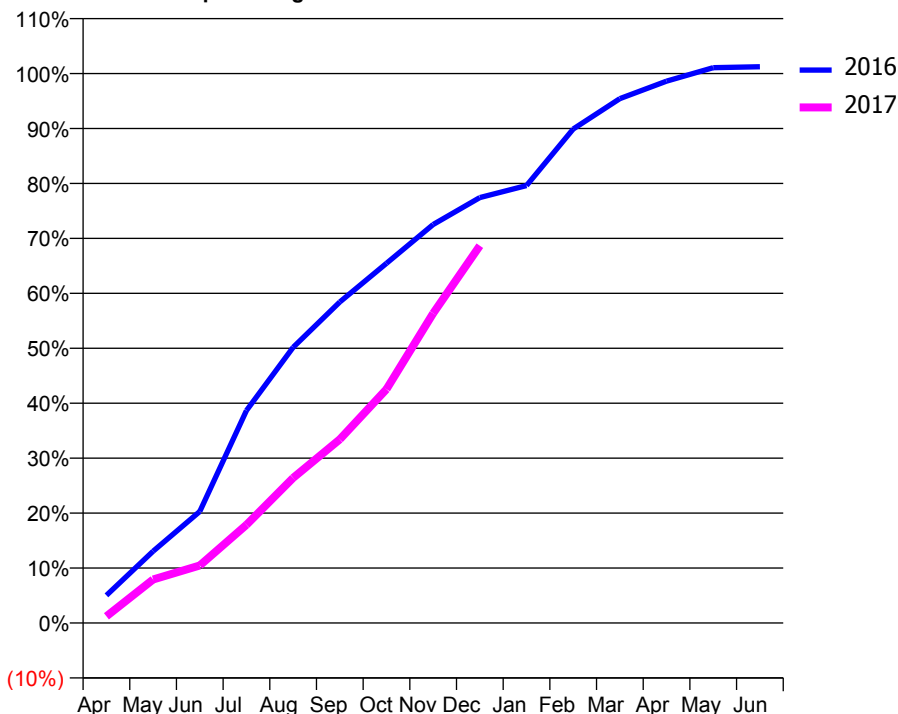
ACCESS*

Patients seen in 24 months	Total	Change since previous quarter
Quarter ending December 2015	3,812	
Quarter ending March 2016	3,644	↓
Quarter ending June 2016	3,650	→
Quarter ending September 2016	3,872	↑
Quarter ending December 2016	4,602	↑
Variance since December 2015	20.7%	↑



ACTIVITY

Cumulative percentage of contracted UDA delivered 2016 & 2017



Month	Adjusted Scheduled Activity (UDA)	
	2016	2017
April	580	142
May	1,503	912
June	2,336	1,205
July	4,451	2,058
August	5,777	3,042
September	6,729	3,848
October	7,538	4,899
November	8,352	6,491
December	8,916	7,908
January	9,167	
February	10,351	
March	10,990	
April	11,354	
May	11,638	
June	11,658	

QUALITY

	Quantity	Base Number	Contract	AT	Region	England
% of FP17s for the same patient ID Re-attending within 3 months - Children	58	1,316	4.4%	11.4%	12.1%	12.4%
% of FP17s for the same patient ID Re-attending within 3 months - Adults	176	3,447	5.1%	14.8%	15.9%	16.6%
% of FP17s for the same patient ID Re-attending between 3 & 9 months - Children	482	1,316	36.6%	55.6%	58.6%	57.5%
% of FP17s for the same patient ID Re-attending between 3 & 9 months - Adults	1,116	3,447	32.4%	48.1%	51.5%	50.4%
% of FP17s for Band 1 Urgent Courses	223	4,293	5.2%	8.4%	8.0%	9.1%
% of FP17s Relating to Free Repair or Replacements	15	4,293	0.3%	0.7%	0.8%	0.8%
% of FP17s Relating to Continuations	17	4,293	0.4%	1.0%	1.2%	1.3%
% of Patients satisfied with the dentistry they have received	3	4	N/A	93.2%	92.8%	92.7%
% of Patients satisfied with the time they had to wait for an appointment	2	4	N/A	87.4%	89.2%	88.8%

* This is based on patients treated on this contract for their most recent course of treatment. Figures in italics indicate the base number of FP17s or Patient Questionnaire responses are less than 100. N/A is shown where the base number of responses is less than 10 during the period. % is calculated as Quantity/Base number*100

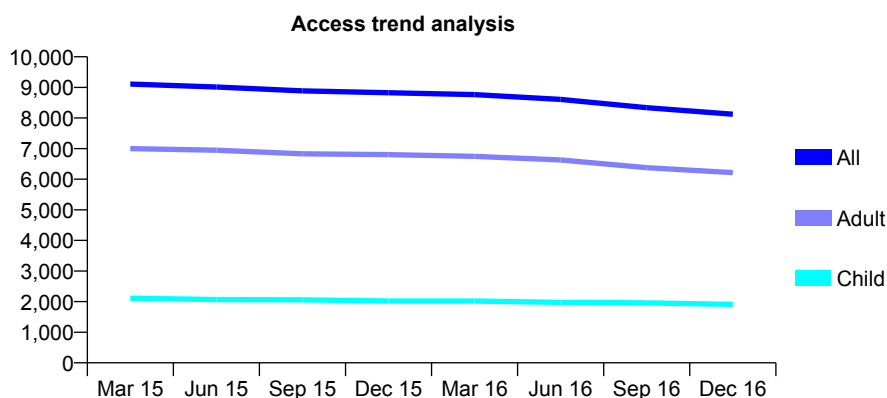
Q58 - Vital Signs At a Glance Contract Report for 167045/0001 - December 2016

Name or company name	QUALITY DENTAL CARE LIMITED
Contract type name	GDS Contract
Purpose of contract	General and Orthodontic
Contract start date	05/02/2008
Contract end date	

16/17 Contracted general activity (UDA)	19,629
Carry forward general activity (UDA)	0
16/17 Contracted orthodontic activity (UOA)	4,389
Carry forward orthodontic activity (UOA)	0
Baseline contract value	£726,136.64

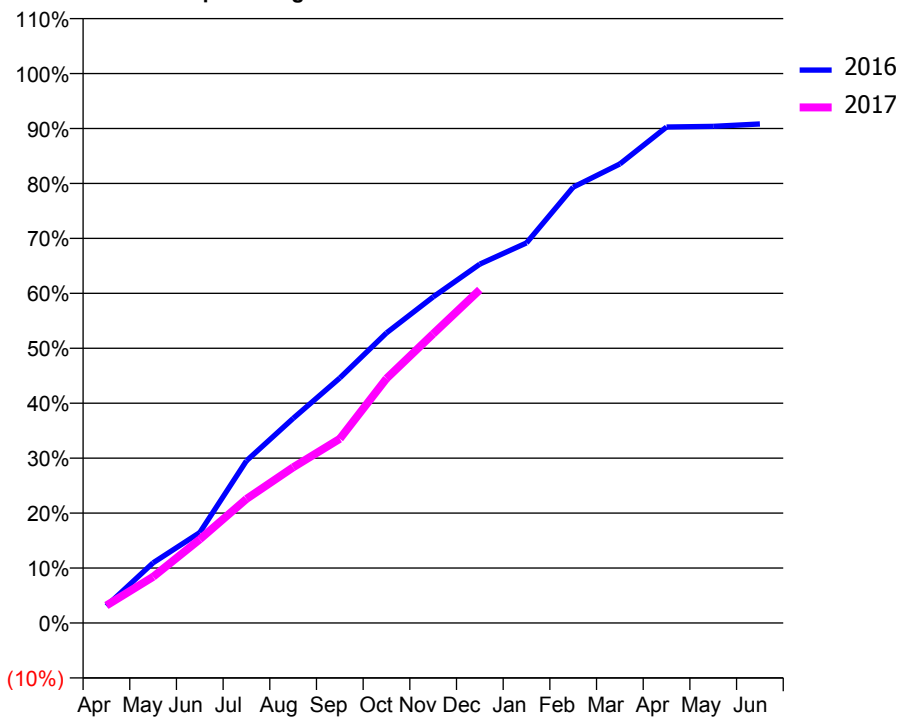
ACCESS*

Patients seen in 24 months	Total	Change since previous quarter
Quarter ending December 2015	8,825	
Quarter ending March 2016	8,765	→
Quarter ending June 2016	8,607	↓
Quarter ending September 2016	8,336	↓
Quarter ending December 2016	8,124	↓
Variance since December 2015	(7.9%)	↓



ACTIVITY

Cumulative percentage of contracted UDA delivered 2016 & 2017



Month	Adjusted Scheduled Activity (UDA)	
	2016	2017
April	609	626
May	2,150	1,649
June	3,231	2,989
July	5,793	4,430
August	7,307	5,559
September	8,755	6,580
October	10,364	8,733
November	11,648	10,331
December	12,819	11,905
January	13,576	
February	15,570	
March	16,399	
April	17,715	
May	17,741	
June	17,829	

QUALITY

	Quantity	Base Number	Contract	AT	Region	England
% of FP17s for the same patient ID Re-attending within 3 months - Children	218	1,928	11.3%	11.4%	12.1%	12.4%
% of FP17s for the same patient ID Re-attending within 3 months - Adults	833	5,313	15.7%	14.8%	15.9%	16.6%
% of FP17s for the same patient ID Re-attending between 3 & 9 months - Children	631	1,928	32.7%	55.6%	58.6%	57.5%
% of FP17s for the same patient ID Re-attending between 3 & 9 months - Adults	1,926	5,313	36.3%	48.1%	51.5%	50.4%
% of FP17s for Band 1 Urgent Courses	768	6,041	12.7%	8.4%	8.0%	9.1%
% of FP17s Relating to Free Repair or Replacements	96	6,041	1.6%	0.7%	0.8%	0.8%
% of FP17s Relating to Continuations	54	6,041	0.9%	1.0%	1.2%	1.3%
% of Patients satisfied with the dentistry they have received	7	7	N/A	93.2%	92.8%	92.7%
% of Patients satisfied with the time they had to wait for an appointment	7	7	N/A	87.4%	89.2%	88.8%

* This is based on patients treated on this contract for their most recent course of treatment. Figures in italics indicate the base number of FP17s or Patient Questionnaire responses are less than 100. N/A is shown where the base number of responses is less than 10 during the period. % is calculated as Quantity/Base number*100

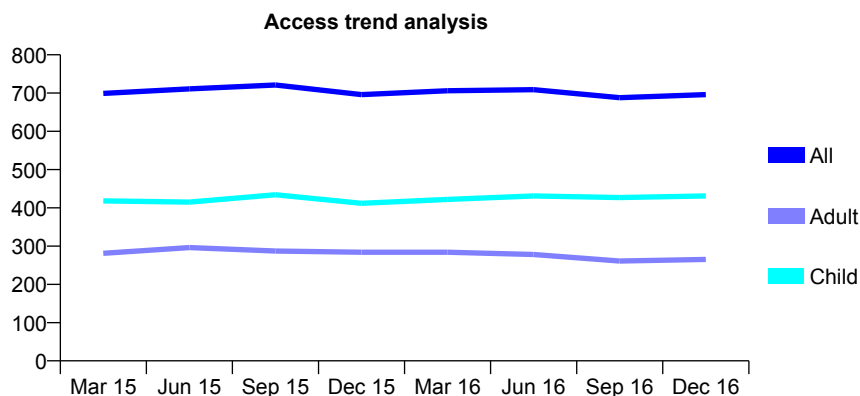
Q58 - Vital Signs At a Glance Contract Report for 167703/0001 - December 2016

Name or company name	Red House Dental
Contract type name	GDS Contract
Purpose of contract	General
Contract start date	01/12/2011
Contract end date	

16/17 Contracted general activity (UDA)	1,668
Carry forward general activity (UDA)	0
16/17 Contracted orthodontic activity (UOA)	0
Carry forward orthodontic activity (UOA)	0
Baseline contract value	£40,393.69

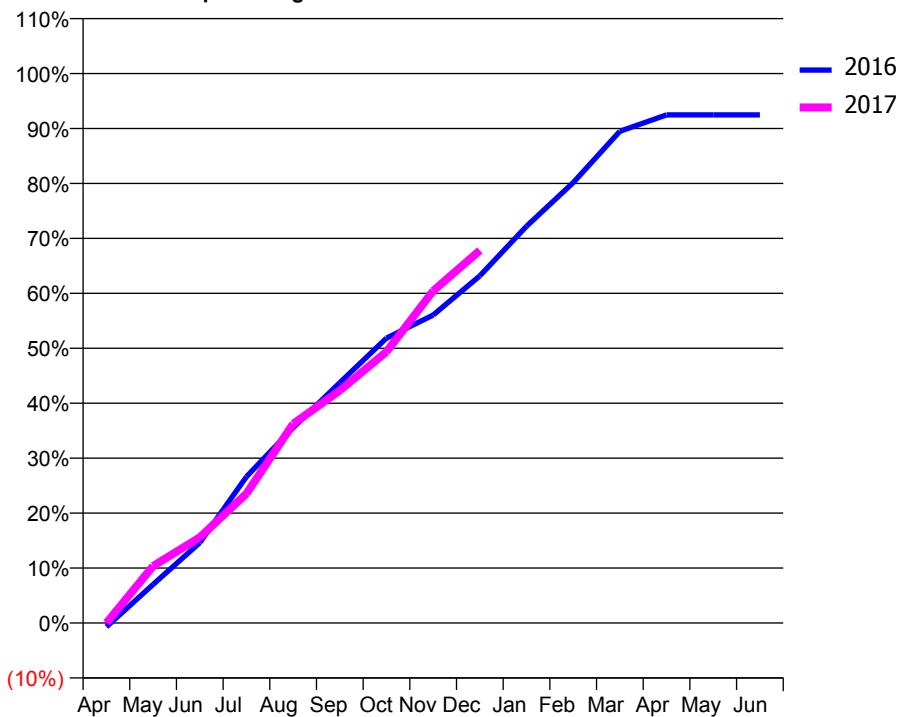
ACCESS*

Patients seen in 24 months	Total	Change since previous quarter
Quarter ending December 2015	696	
Quarter ending March 2016	706	→
Quarter ending June 2016	709	→
Quarter ending September 2016	688	↓
Quarter ending December 2016	696	→
Variance since December 2015	0.0%	→



ACTIVITY

Cumulative percentage of contracted UDA delivered 2016 & 2017



Month	Adjusted Scheduled Activity (UDA)	
	2016	2017
April	-12	0
May	117	173
June	244	260
July	444	393
August	593	604
September	730	706
October	865	824
November	935	1,008
December	1,054	1,131
January	1,204	
February	1,337	
March	1,493	
April	1,542	
May	1,542	
June	1,542	

QUALITY

	Quantity	Base Number	Contract	AT	Region	England
% of FP17s for the same patient ID Re-attending within 3 months - Children	46	501	9.2%	11.4%	12.1%	12.4%
% of FP17s for the same patient ID Re-attending within 3 months - Adults	40	244	16.4%	14.8%	15.9%	16.6%
% of FP17s for the same patient ID Re-attending between 3 & 9 months - Children	292	501	58.3%	55.6%	58.6%	57.5%
% of FP17s for the same patient ID Re-attending between 3 & 9 months - Adults	139	244	57.0%	48.1%	51.5%	50.4%
% of FP17s for Band 1 Urgent Courses	6	713	0.8%	8.4%	8.0%	9.1%
% of FP17s Relating to Free Repair or Replacements	3	713	0.4%	0.7%	0.8%	0.8%
% of FP17s Relating to Continuations	32	713	4.5%	1.0%	1.2%	1.3%
% of Patients satisfied with the dentistry they have received	1	1	N/A	93.2%	92.8%	92.7%
% of Patients satisfied with the time they had to wait for an appointment	1	1	N/A	87.4%	89.2%	88.8%

* This is based on patients treated on this contract for their most recent course of treatment. Figures in italics indicate the base number of FP17s or Patient Questionnaire responses are less than 100. N/A is shown where the base number of responses is less than 10 during the period. % is calculated as Quantity/Base number*100

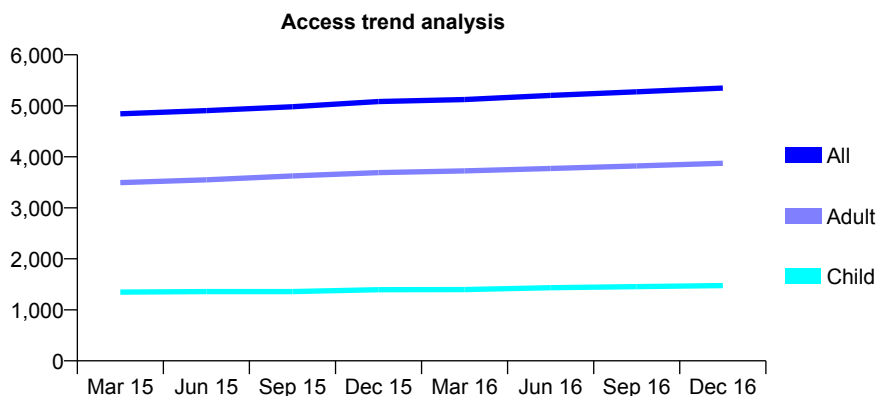
Q58 - Vital Signs At a Glance Contract Report for 168335/0001 - December 2016

Name or company name	Darius G-Sair & Associates Limited
Contract type name	GDS Contract
Purpose of contract	General
Contract start date	01/04/2009
Contract end date	

16/17 Contracted general activity (UDA)	18,357
Carry forward general activity (UDA)	174
16/17 Contracted orthodontic activity (UOA)	0
Carry forward orthodontic activity (UOA)	0
Baseline contract value	£535,389.22

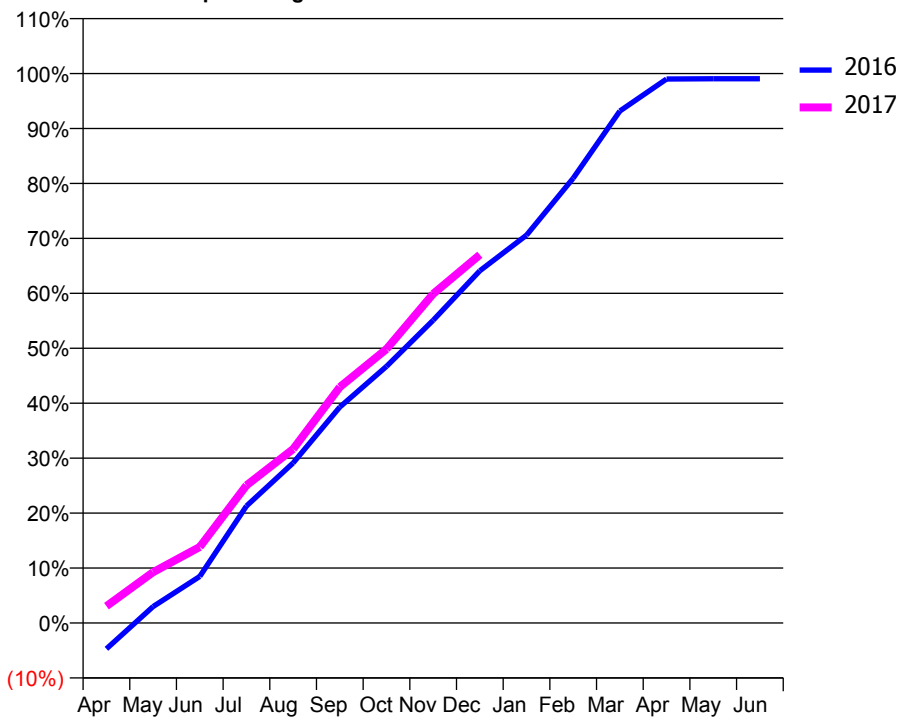
ACCESS*

Patients seen in 24 months	Total	Change since previous quarter
Quarter ending December 2015	5,084	
Quarter ending March 2016	5,123	→
Quarter ending June 2016	5,204	→
Quarter ending September 2016	5,274	→
Quarter ending December 2016	5,347	→
Variance since December 2015	5.2%	↑



ACTIVITY

Cumulative percentage of contracted UDA delivered 2016 & 2017



Month	Adjusted Scheduled Activity (UDA)	
	2016	2017
April	-867	565
May	549	1,699
June	1,558	2,543
July	3,907	4,601
August	5,350	5,812
September	7,214	7,882
October	8,571	9,150
November	10,113	10,996
December	11,768	12,303
January	12,958	
February	14,859	
March	17,103	
April	18,175	
May	18,182	
June	18,182	

QUALITY

	Quantity	Base Number	Contract	AT	Region	England
% of FP17s for the same patient ID Re-attending within 3 months - Children	128	1,577	8.1%	11.4%	12.1%	12.4%
% of FP17s for the same patient ID Re-attending within 3 months - Adults	534	3,751	14.2%	14.8%	15.9%	16.6%
% of FP17s for the same patient ID Re-attending between 3 & 9 months - Children	938	1,577	59.5%	55.6%	58.6%	57.5%
% of FP17s for the same patient ID Re-attending between 3 & 9 months - Adults	1,897	3,751	50.6%	48.1%	51.5%	50.4%
% of FP17s for Band 1 Urgent Courses	558	4,966	11.2%	8.4%	8.0%	9.1%
% of FP17s Relating to Free Repair or Replacements	40	4,966	0.8%	0.7%	0.8%	0.8%
% of FP17s Relating to Continuations	21	4,966	0.4%	1.0%	1.2%	1.3%
% of Patients satisfied with the dentistry they have received	6	6	N/A	93.2%	92.8%	92.7%
% of Patients satisfied with the time they had to wait for an appointment	6	6	N/A	87.4%	89.2%	88.8%

* This is based on patients treated on this contract for their most recent course of treatment. Figures in italics indicate the base number of FP17s or Patient Questionnaire responses are less than 100. N/A is shown where the base number of responses is less than 10 during the period. % is calculated as Quantity/Base number*100

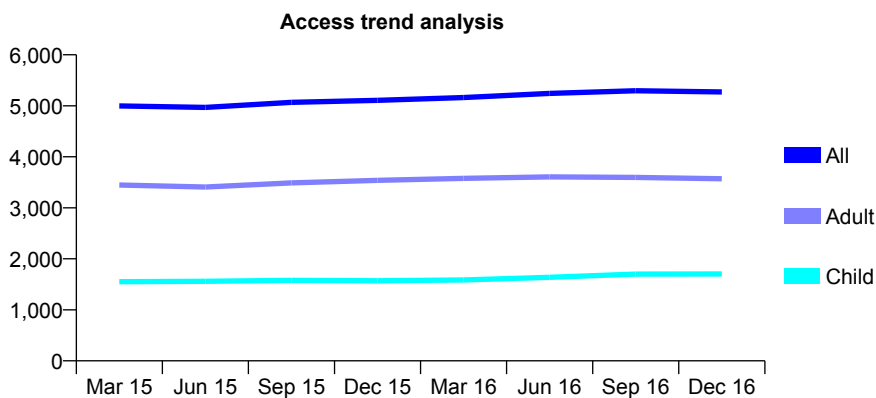
Q58 - Vital Signs At a Glance Contract Report for 168343/0001 - December 2016

Name or company name	INSPIRE DENTAL CARE
Contract type name	GDS Contract
Purpose of contract	General
Contract start date	01/02/2008
Contract end date	

16/17 Contracted general activity (UDA)	17,816
Carry forward general activity (UDA)	0
16/17 Contracted orthodontic activity (UOA)	0
Carry forward orthodontic activity (UOA)	0
Baseline contract value	£430,870.50

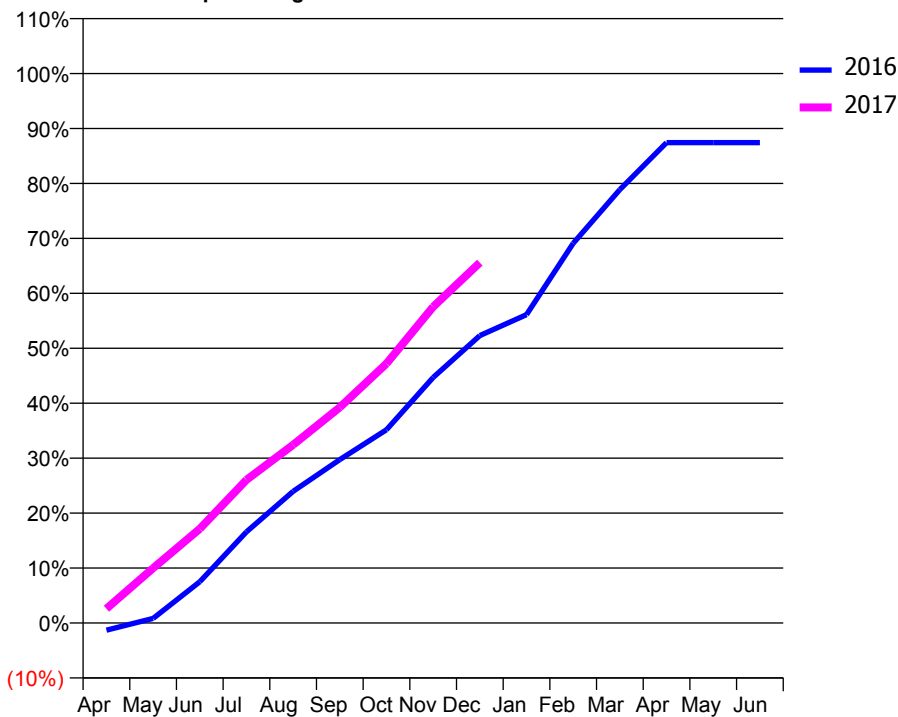
ACCESS*

Patients seen in 24 months	Total	Change since previous quarter
Quarter ending December 2015	5,108	
Quarter ending March 2016	5,163	→
Quarter ending June 2016	5,244	→
Quarter ending September 2016	5,295	→
Quarter ending December 2016	5,273	→
Variance since December 2015	3.2%	↑



ACTIVITY

Cumulative percentage of contracted UDA delivered 2016 & 2017



Month	Adjusted Scheduled Activity (UDA)	
	2016	2017
April	-234	465
May	149	1,779
June	1,338	3,054
July	2,953	4,640
August	4,270	5,778
September	5,297	6,993
October	6,265	8,412
November	7,962	10,252
December	9,321	11,683
January	9,997	
February	12,311	
March	14,053	
April	15,574	
May	15,574	
June	15,574	

QUALITY

	Quantity	Base Number	Contract	AT	Region	England
% of FP17s for the same patient ID Re-attending within 3 months - Children	125	1,558	8.0%	11.4%	12.1%	12.4%
% of FP17s for the same patient ID Re-attending within 3 months - Adults	390	2,950	13.2%	14.8%	15.9%	16.6%
% of FP17s for the same patient ID Re-attending between 3 & 9 months - Children	592	1,558	38.0%	55.6%	58.6%	57.5%
% of FP17s for the same patient ID Re-attending between 3 & 9 months - Adults	934	2,950	31.7%	48.1%	51.5%	50.4%
% of FP17s for Band 1 Urgent Courses	262	4,064	6.4%	8.4%	8.0%	9.1%
% of FP17s Relating to Free Repair or Replacements	40	4,064	1.0%	0.7%	0.8%	0.8%
% of FP17s Relating to Continuations	126	4,064	3.1%	1.0%	1.2%	1.3%
% of Patients satisfied with the dentistry they have received	8	9	N/A	93.2%	92.8%	92.7%
% of Patients satisfied with the time they had to wait for an appointment	8	9	N/A	87.4%	89.2%	88.8%

* This is based on patients treated on this contract for their most recent course of treatment. Figures in italics indicate the base number of FP17s or Patient Questionnaire responses are less than 100. N/A is shown where the base number of responses is less than 10 during the period. % is calculated as Quantity/Base number*100

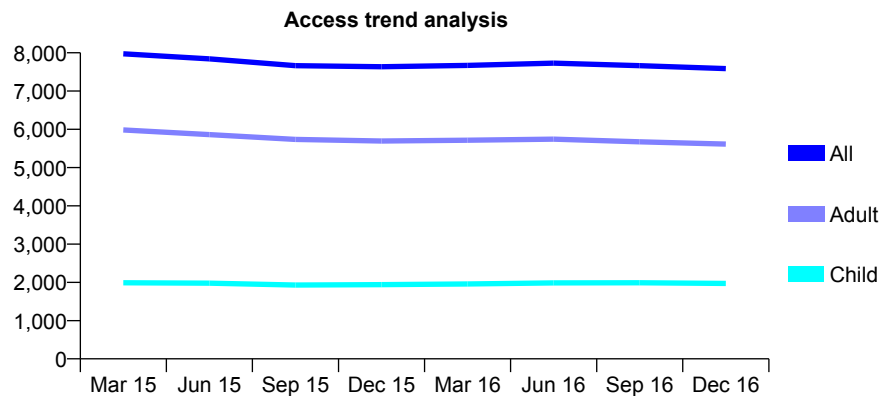
Q58 - Vital Signs At a Glance Contract Report for 169471/0001 - December 2016

Name or company name	Sawbridgeworth Dental Practice Limited
Contract type name	GDS Contract
Purpose of contract	General
Contract start date	01/04/2009
Contract end date	

16/17 Contracted general activity (UDA)	18,155
Carry forward general activity (UDA)	0
16/17 Contracted orthodontic activity (UOA)	0
Carry forward orthodontic activity (UOA)	0
Baseline contract value	£439,016.91

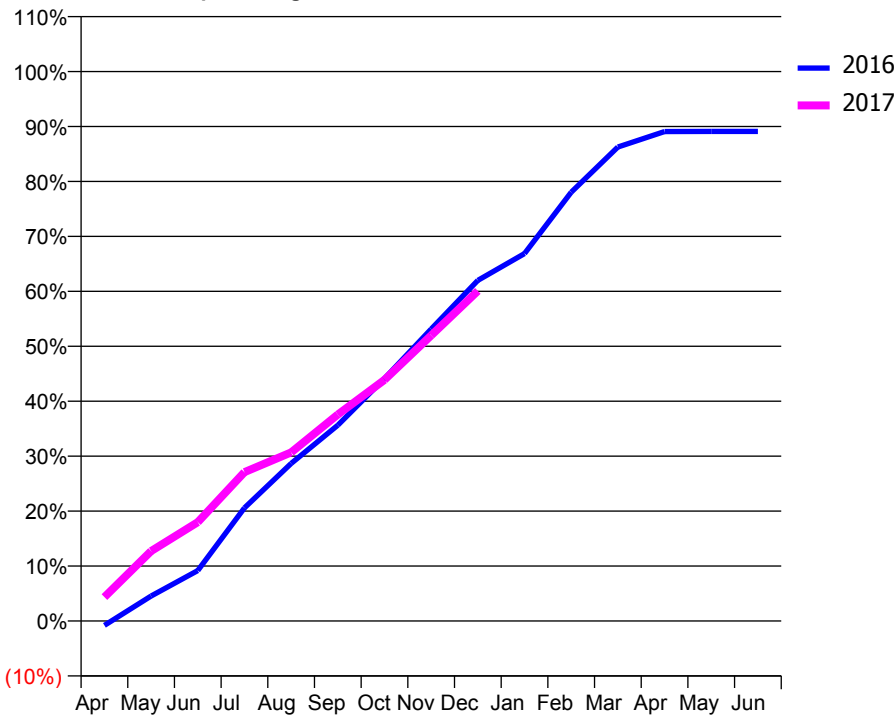
ACCESS*

Patients seen in 24 months	Total	Change since previous quarter
Quarter ending December 2015	7,634	
Quarter ending March 2016	7,671	→
Quarter ending June 2016	7,730	→
Quarter ending September 2016	7,662	→
Quarter ending December 2016	7,586	→
Variance since December 2015	(0.6%)	→



ACTIVITY

Cumulative percentage of contracted UDA delivered 2016 & 2017



Month	Adjusted Scheduled Activity (UDA)	
	2016	2017
April	-147	789
May	826	2,312
June	1,670	3,268
July	3,739	4,919
August	5,205	5,572
September	6,470	6,821
October	8,012	7,968
November	9,647	9,433
December	11,256	10,906
January	12,141	
February	14,166	
March	15,660	
April	16,172	
May	16,177	
June	16,177	

QUALITY

	Quantity	Base Number	Contract	AT	Region	England
% of FP17s for the same patient ID Re-attending within 3 months - Children	107	1,820	5.9%	11.4%	12.1%	12.4%
% of FP17s for the same patient ID Re-attending within 3 months - Adults	599	4,672	12.8%	14.8%	15.9%	16.6%
% of FP17s for the same patient ID Re-attending between 3 & 9 months - Children	863	1,820	47.4%	55.6%	58.6%	57.5%
% of FP17s for the same patient ID Re-attending between 3 & 9 months - Adults	1,816	4,672	38.9%	48.1%	51.5%	50.4%
% of FP17s for Band 1 Urgent Courses	696	6,209	11.2%	8.4%	8.0%	9.1%
% of FP17s Relating to Free Repair or Replacements	22	6,209	0.4%	0.7%	0.8%	0.8%
% of FP17s Relating to Continuations	72	6,209	1.2%	1.0%	1.2%	1.3%
% of Patients satisfied with the dentistry they have received	12	14	85.7%	93.2%	92.8%	92.7%
% of Patients satisfied with the time they had to wait for an appointment	9	14	64.3%	87.4%	89.2%	88.8%

* This is based on patients treated on this contract for their most recent course of treatment. Figures in italics indicate the base number of FP17s or Patient Questionnaire responses are less than 100. N/A is shown where the base number of responses is less than 10 during the period. % is calculated as Quantity/Base number*100

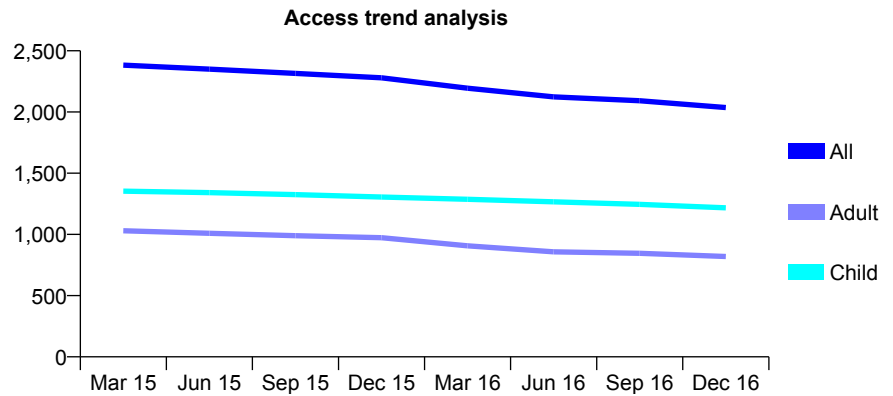
Q58 - Vital Signs At a Glance Contract Report for 169684/0001 - December 2016

Name or company name	Beehive Dental Practice
Contract type name	GDS Contract
Purpose of contract	General
Contract start date	01/04/2006
Contract end date	

16/17 Contracted general activity (UDA)	7,550
Carry forward general activity (UDA)	0
16/17 Contracted orthodontic activity (UOA)	0
Carry forward orthodontic activity (UOA)	0
Baseline contract value	£182,008.74

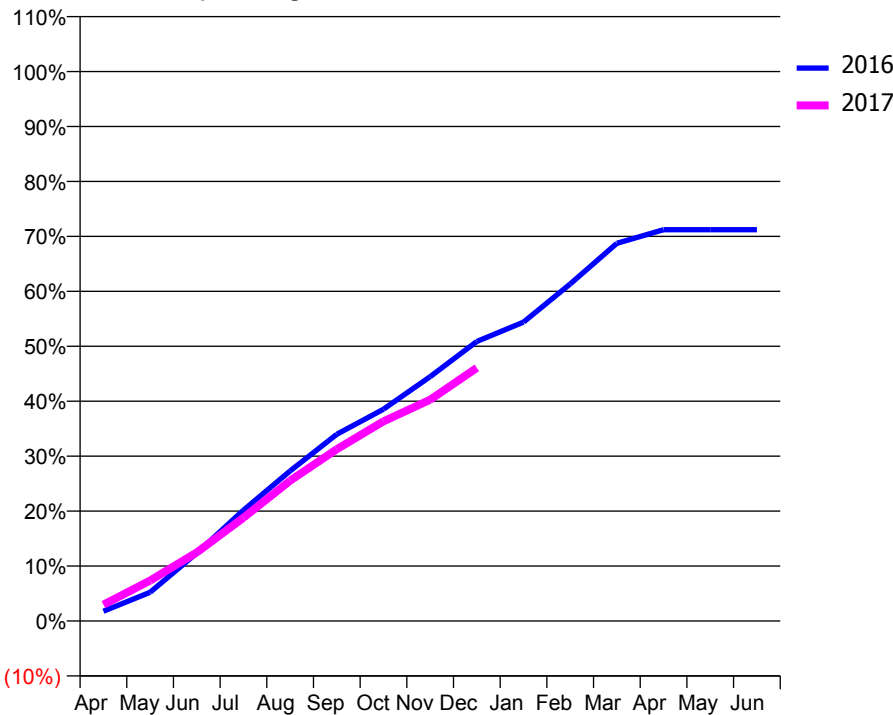
ACCESS*

Patients seen in 24 months	Total	Change since previous quarter
Quarter ending December 2015	2,279	
Quarter ending March 2016	2,194	↓
Quarter ending June 2016	2,124	↓
Quarter ending September 2016	2,092	↓
Quarter ending December 2016	2,037	↓
Variance since December 2015	(10.6%)	↓



ACTIVITY

Cumulative percentage of contracted UDA delivered 2016 & 2017



Month	Adjusted Scheduled Activity (UDA)	
	2016	2017
April	135	225
May	396	556
June	934	943
July	1,523	1,420
August	2,063	1,929
September	2,565	2,361
October	2,910	2,744
November	3,358	3,040
December	3,841	3,478
January	4,107	
February	4,631	
March	5,190	
April	5,376	
May	5,376	
June	5,376	

QUALITY

	Quantity	Base Number	Contract	AT	Region	England
% of FP17s for the same patient ID Re-attending within 3 months - Children	56	1,485	3.8%	11.4%	12.1%	12.4%
% of FP17s for the same patient ID Re-attending within 3 months - Adults	89	681	13.1%	14.8%	15.9%	16.6%
% of FP17s for the same patient ID Re-attending between 3 & 9 months - Children	1,085	1,485	73.1%	55.6%	58.6%	57.5%
% of FP17s for the same patient ID Re-attending between 3 & 9 months - Adults	400	681	58.7%	48.1%	51.5%	50.4%
% of FP17s for Band 1 Urgent Courses	129	2,043	6.3%	8.4%	8.0%	9.1%
% of FP17s Relating to Free Repair or Replacements	0	2,043	0.0%	0.7%	0.8%	0.8%
% of FP17s Relating to Continuations	9	2,043	0.4%	1.0%	1.2%	1.3%
% of Patients satisfied with the dentistry they have received	1	1	N/A	93.2%	92.8%	92.7%
% of Patients satisfied with the time they had to wait for an appointment	1	1	N/A	87.4%	89.2%	88.8%

* This is based on patients treated on this contract for their most recent course of treatment. Figures in italics indicate the base number of FP17s or Patient Questionnaire responses are less than 100. N/A is shown where the base number of responses is less than 10 during the period. % is calculated as Quantity/Base number*100

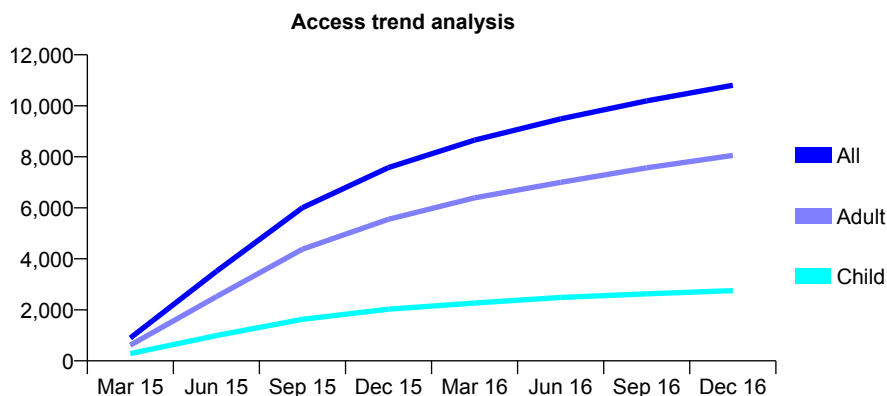
Q58 - Vital Signs At a Glance Contract Report for 170518/0001 - December 2016

Name or company name	Pondental Surgery
Contract type name	GDS Contract
Purpose of contract	General
Contract start date	01/03/2015
Contract end date	

16/17 Contracted general activity (UDA)	38,927
Carry forward general activity (UDA)	0
16/17 Contracted orthodontic activity (UOA)	0
Carry forward orthodontic activity (UOA)	0
Baseline contract value	£856,497.39

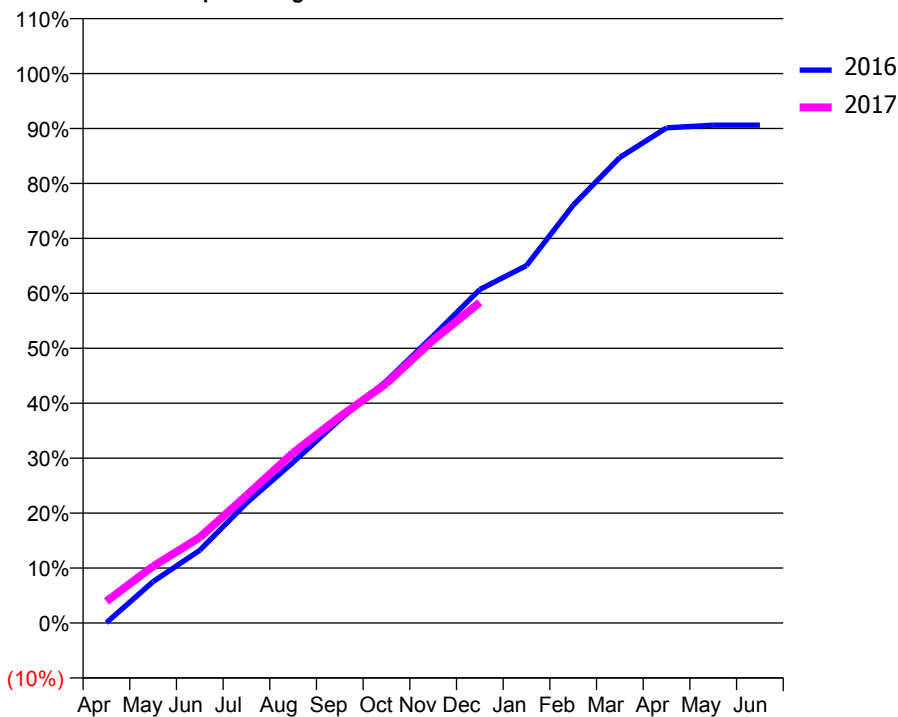
ACCESS*

Patients seen in 24 months	Total	Change since previous quarter
Quarter ending December 2015	7,577	
Quarter ending March 2016	8,658	↑
Quarter ending June 2016	9,486	↑
Quarter ending September 2016	10,195	↑
Quarter ending December 2016	10,806	↑
Variance since December 2015	42.6%	↑



ACTIVITY

Cumulative percentage of contracted UDA delivered 2016 & 2017



Month	Adjusted Scheduled Activity (UDA)	
	2016	2017
April	28	1,539
May	2,937	4,015
June	5,154	6,065
July	8,499	9,037
August	11,384	12,057
September	14,415	14,613
October	17,154	16,983
November	20,341	20,043
December	23,632	22,710
January	25,317	
February	29,603	
March	32,981	
April	35,082	
May	35,265	
June	35,265	

QUALITY

	Quantity	Base Number	Contract	AT	Region	England
% of FP17s for the same patient ID Re-attending within 3 months - Children	208	2,746	7.6%	11.4%	12.1%	12.4%
% of FP17s for the same patient ID Re-attending within 3 months - Adults	818	6,989	11.7%	14.8%	15.9%	16.6%
% of FP17s for the same patient ID Re-attending between 3 & 9 months - Children	1,224	2,746	44.6%	55.6%	58.6%	57.5%
% of FP17s for the same patient ID Re-attending between 3 & 9 months - Adults	2,878	6,989	41.2%	48.1%	51.5%	50.4%
% of FP17s for Band 1 Urgent Courses	506	8,946	5.7%	8.4%	8.0%	9.1%
% of FP17s Relating to Free Repair or Replacements	63	8,946	0.7%	0.7%	0.8%	0.8%
% of FP17s Relating to Continuations	197	8,946	2.2%	1.0%	1.2%	1.3%
% of Patients satisfied with the dentistry they have received	12	12	100.0%	93.2%	92.8%	92.7%
% of Patients satisfied with the time they had to wait for an appointment	10	12	83.3%	87.4%	89.2%	88.8%

* This is based on patients treated on this contract for their most recent course of treatment. Figures in italics indicate the base number of FP17s or Patient Questionnaire responses are less than 100. N/A is shown where the base number of responses is less than 10 during the period. % is calculated as Quantity/Base number*100

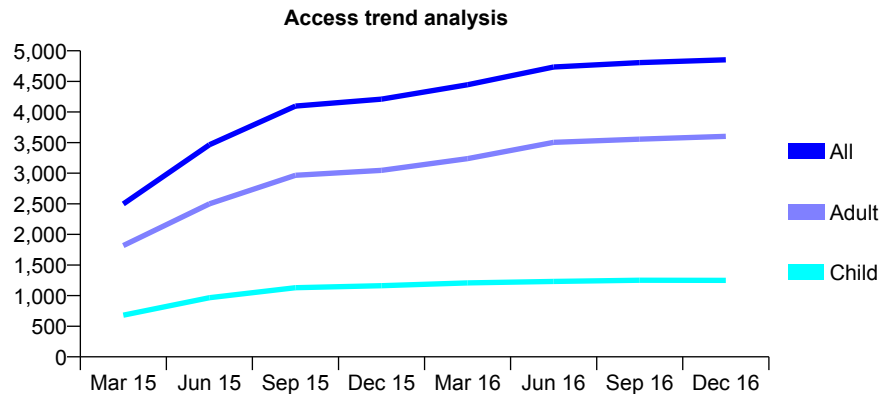
Q58 - Vital Signs At a Glance Contract Report for 171042/0001 - December 2016

Name or company name	Mr M Eyrumlu and Mr A Eyrumlu
Contract type name	GDS Contract
Purpose of contract	General
Contract start date	01/06/2014
Contract end date	

16/17 Contracted general activity (UDA)	21,768
Carry forward general activity (UDA)	0
16/17 Contracted orthodontic activity (UOA)	0
Carry forward orthodontic activity (UOA)	0
Baseline contract value	£528,322.83

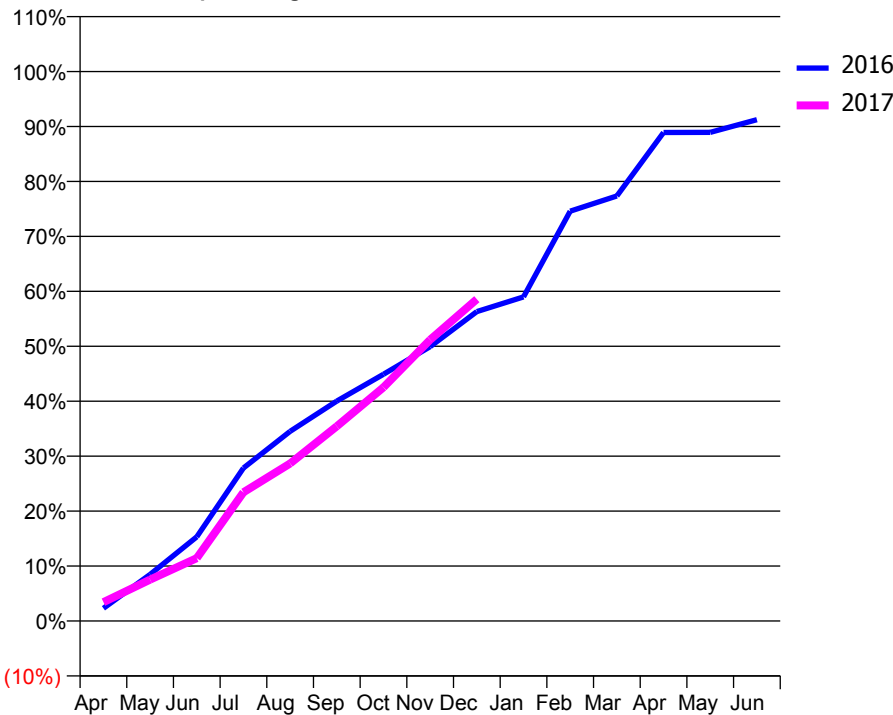
ACCESS*

Patients seen in 24 months	Total	Change since previous quarter
Quarter ending December 2015	4,210	
Quarter ending March 2016	4,446	↑
Quarter ending June 2016	4,736	↑
Quarter ending September 2016	4,808	→
Quarter ending December 2016	4,852	→
Variance since December 2015	15.2%	↑



ACTIVITY

Cumulative percentage of contracted UDA delivered 2016 & 2017



Month	Adjusted Scheduled Activity (UDA)	
	2016	2017
April	505	745
May	1,846	1,642
June	3,335	2,489
July	6,061	5,099
August	7,514	6,242
September	8,712	7,717
October	9,774	9,260
November	10,870	11,143
December	12,260	12,748
January	12,840	
February	16,234	
March	16,836	
April	19,352	
May	19,356	
June	19,858	

QUALITY

	Quantity	Base Number	Contract	AT	Region	England
% of FP17s for the same patient ID Re-attending within 3 months - Children	162	1,484	10.9%	11.4%	12.1%	12.4%
% of FP17s for the same patient ID Re-attending within 3 months - Adults	755	3,935	19.2%	14.8%	15.9%	16.6%
% of FP17s for the same patient ID Re-attending between 3 & 9 months - Children	822	1,484	55.4%	55.6%	58.6%	57.5%
% of FP17s for the same patient ID Re-attending between 3 & 9 months - Adults	1,807	3,935	45.9%	48.1%	51.5%	50.4%
% of FP17s for Band 1 Urgent Courses	404	4,361	9.3%	8.4%	8.0%	9.1%
% of FP17s Relating to Free Repair or Replacements	72	4,361	1.7%	0.7%	0.8%	0.8%
% of FP17s Relating to Continuations	150	4,361	3.4%	1.0%	1.2%	1.3%
% of Patients satisfied with the dentistry they have received	3	3	N/A	93.2%	92.8%	92.7%
% of Patients satisfied with the time they had to wait for an appointment	2	3	N/A	87.4%	89.2%	88.8%

* This is based on patients treated on this contract for their most recent course of treatment. Figures in italics indicate the base number of FP17s or Patient Questionnaire responses are less than 100. N/A is shown where the base number of responses is less than 10 during the period. % is calculated as Quantity/Base number*100

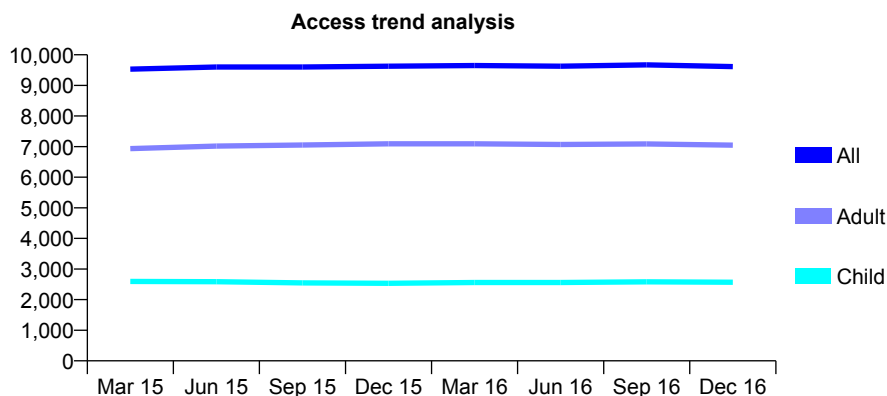
Q58 - Vital Signs At a Glance Contract Report for 171557/0001 - December 2016

Name or company name	Kletz and Sher
Contract type name	GDS Contract
Purpose of contract	General
Contract start date	01/04/2009
Contract end date	

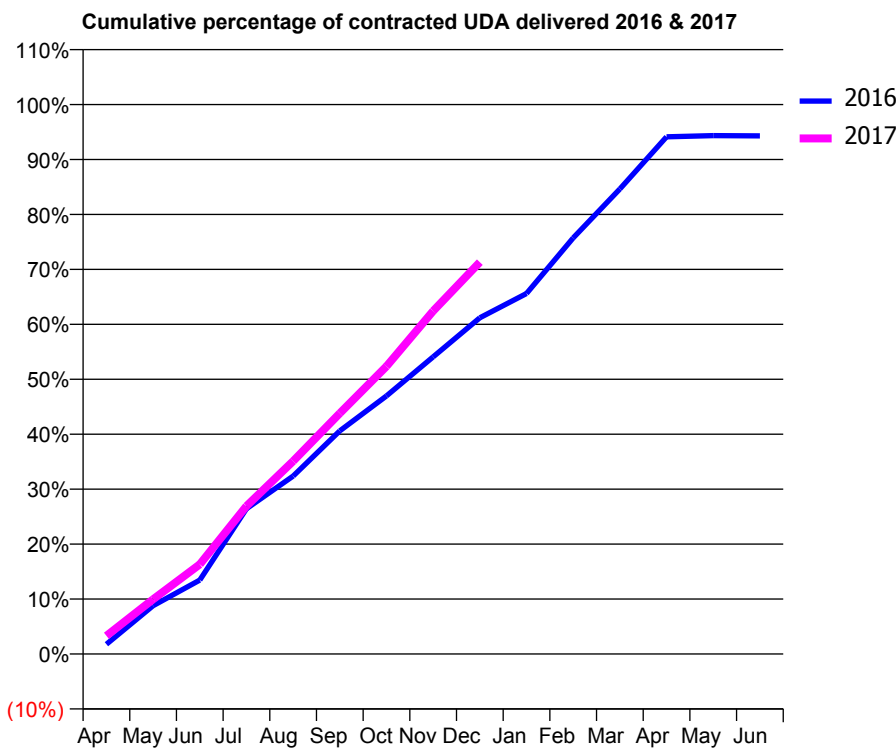
16/17 Contracted general activity (UDA)	23,797
Carry forward general activity (UDA)	0
16/17 Contracted orthodontic activity (UOA)	0
Carry forward orthodontic activity (UOA)	0
Baseline contract value	£575,625.53

ACCESS*

Patients seen in 24 months	Total	Change since previous quarter
Quarter ending December 2015	9,626	
Quarter ending March 2016	9,649	→
Quarter ending June 2016	9,629	→
Quarter ending September 2016	9,669	→
Quarter ending December 2016	9,614	→
Variance since December 2015	(0.1%)	→



ACTIVITY



Month	Adjusted Scheduled Activity (UDA)	
	2016	2017
April	425	789
May	2,093	2,371
June	3,201	3,886
July	6,289	6,408
August	7,704	8,352
September	9,666	10,429
October	11,179	12,460
November	12,871	14,857
December	14,558	16,968
January	15,615	
February	18,022	
March	20,139	
April	22,395	
May	22,448	
June	22,437	

QUALITY

	Quantity	Base Number	Contract	AT	Region	England
% of FP17s for the same patient ID Re-attending within 3 months - Children	139	2,712	5.1%	11.4%	12.1%	12.4%
% of FP17s for the same patient ID Re-attending within 3 months - Adults	833	6,535	12.7%	14.8%	15.9%	16.6%
% of FP17s for the same patient ID Re-attending between 3 & 9 months - Children	1,462	2,712	53.9%	55.6%	58.6%	57.5%
% of FP17s for the same patient ID Re-attending between 3 & 9 months - Adults	2,985	6,535	45.7%	48.1%	51.5%	50.4%
% of FP17s for Band 1 Urgent Courses	765	8,207	9.3%	8.4%	8.0%	9.1%
% of FP17s Relating to Free Repair or Replacements	85	8,207	1.0%	0.7%	0.8%	0.8%
% of FP17s Relating to Continuations	32	8,207	0.4%	1.0%	1.2%	1.3%
% of Patients satisfied with the dentistry they have received	10	12	83.3%	93.2%	92.8%	92.7%
% of Patients satisfied with the time they had to wait for an appointment	11	12	91.7%	87.4%	89.2%	88.8%

* This is based on patients treated on this contract for their most recent course of treatment. Figures in italics indicate the base number of FP17s or Patient Questionnaire responses are less than 100. N/A is shown where the base number of responses is less than 10 during the period. % is calculated as Quantity/Base number*100

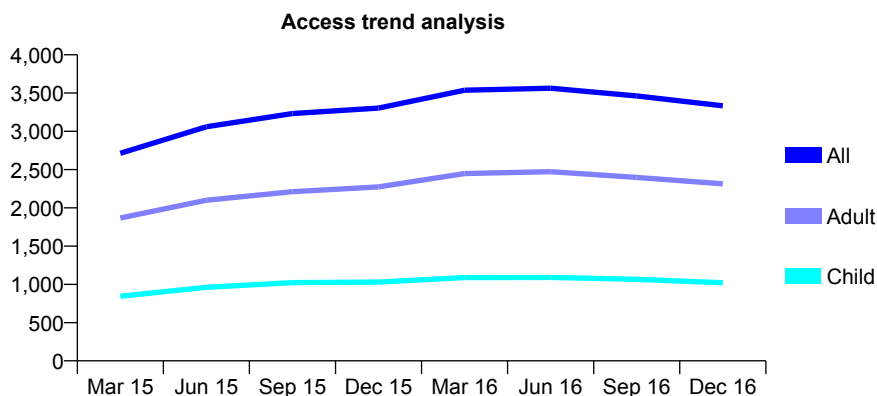
Q58 - Vital Signs At a Glance Contract Report for 171646/0001 - December 2016

Name or company name	The Dental Suite
Contract type name	GDS Contract
Purpose of contract	General
Contract start date	01/05/2014
Contract end date	

16/17 Contracted general activity (UDA)	8,937
Carry forward general activity (UDA)	335
16/17 Contracted orthodontic activity (UOA)	0
Carry forward orthodontic activity (UOA)	0
Baseline contract value	£242,465.68

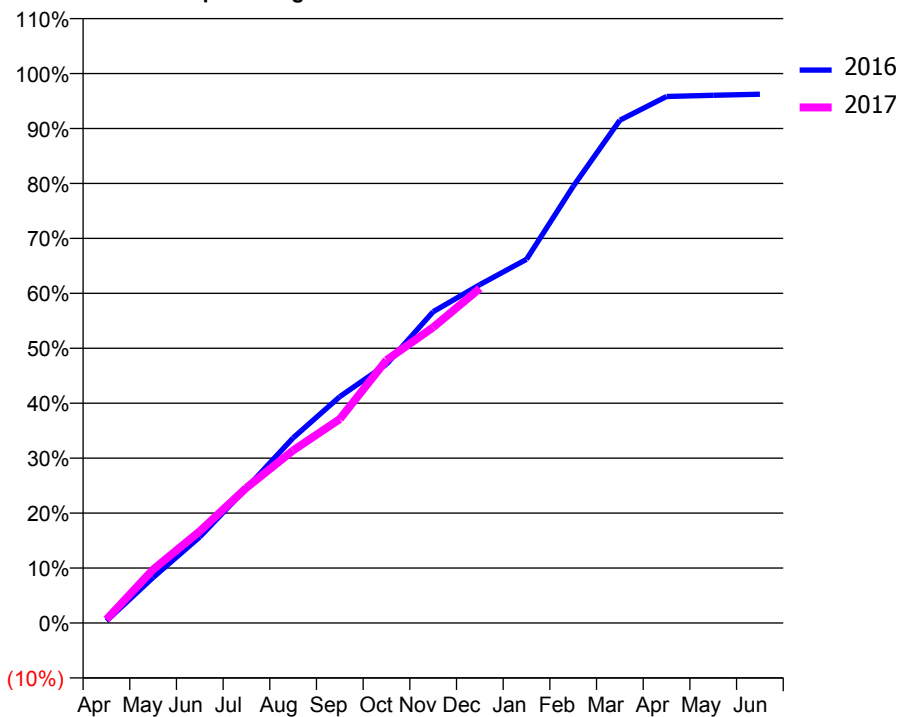
ACCESS*

Patients seen in 24 months	Total	Change since previous quarter
Quarter ending December 2015	3,303	
Quarter ending March 2016	3,537	↑
Quarter ending June 2016	3,563	→
Quarter ending September 2016	3,462	↓
Quarter ending December 2016	3,333	↓
Variance since December 2015	0.9%	→



ACTIVITY

Cumulative percentage of contracted UDA delivered 2016 & 2017



Month	Adjusted Scheduled Activity (UDA)	
	2016	2017
April	34	58
May	741	870
June	1,400	1,493
July	2,193	2,200
August	3,011	2,808
September	3,682	3,317
October	4,208	4,276
November	5,064	4,809
December	5,504	5,443
January	5,914	
February	7,101	
March	8,178	
April	8,564	
May	8,584	
June	8,601	

QUALITY

	Quantity	Base Number	Contract	AT	Region	England
% of FP17s for the same patient ID Re-attending within 3 months - Children	75	1,094	6.9%	11.4%	12.1%	12.4%
% of FP17s for the same patient ID Re-attending within 3 months - Adults	275	2,279	12.1%	14.8%	15.9%	16.6%
% of FP17s for the same patient ID Re-attending between 3 & 9 months - Children	618	1,094	56.5%	55.6%	58.6%	57.5%
% of FP17s for the same patient ID Re-attending between 3 & 9 months - Adults	1,215	2,279	53.3%	48.1%	51.5%	50.4%
% of FP17s for Band 1 Urgent Courses	226	3,139	7.2%	8.4%	8.0%	9.1%
% of FP17s Relating to Free Repair or Replacements	33	3,139	1.1%	0.7%	0.8%	0.8%
% of FP17s Relating to Continuations	0	3,139	0.0%	1.0%	1.2%	1.3%
% of Patients satisfied with the dentistry they have received	10	15	66.7%	93.2%	92.8%	92.7%
% of Patients satisfied with the time they had to wait for an appointment	13	15	86.7%	87.4%	89.2%	88.8%

* This is based on patients treated on this contract for their most recent course of treatment. Figures in italics indicate the base number of FP17s or Patient Questionnaire responses are less than 100. N/A is shown where the base number of responses is less than 10 during the period. % is calculated as Quantity/Base number*100

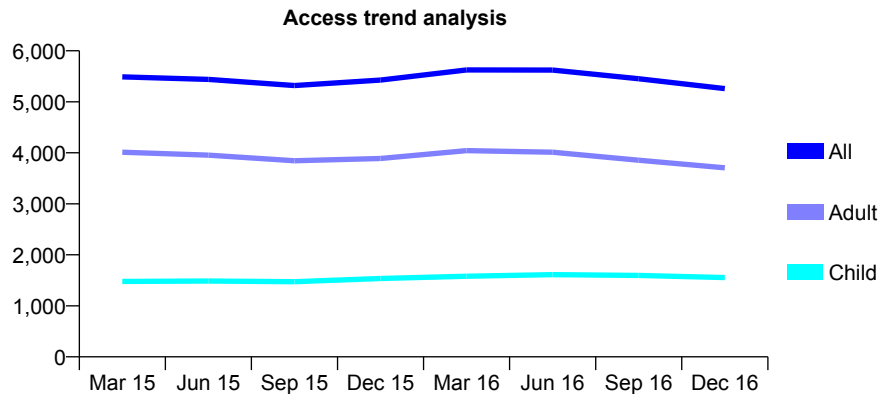
Q58 - Vital Signs At a Glance Contract Report for 171697/0002 - December 2016

Name or company name	New road Dental Ltd
Contract type name	GDS Contract
Purpose of contract	General
Contract start date	01/11/2007
Contract end date	

16/17 Contracted general activity (UDA)	11,277
Carry forward general activity (UDA)	0
16/17 Contracted orthodontic activity (UOA)	0
Carry forward orthodontic activity (UOA)	0
Baseline contract value	£313,626.13

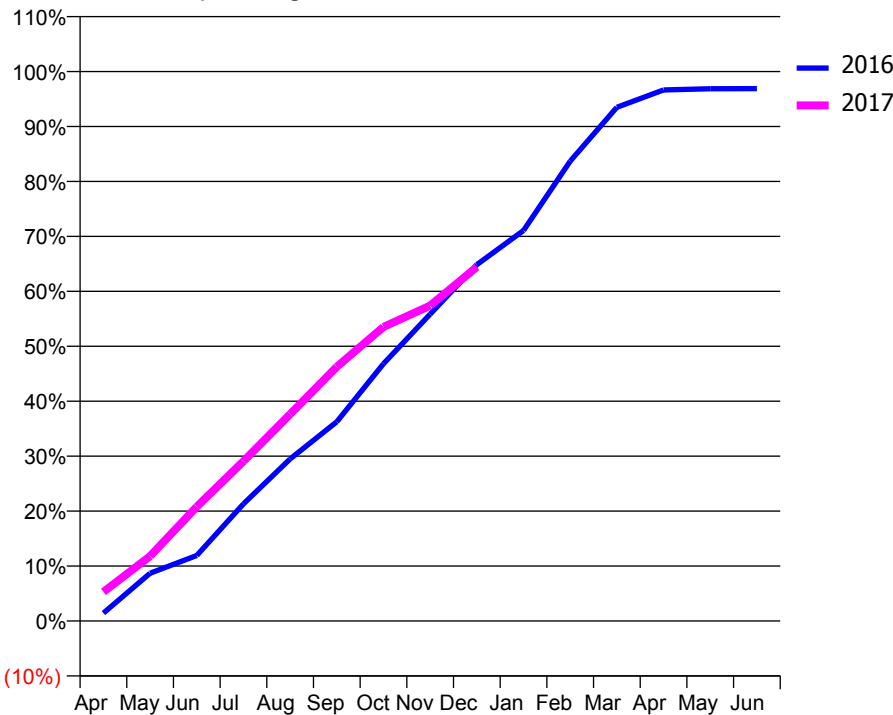
ACCESS*

Patients seen in 24 months	Total	Change since previous quarter
Quarter ending December 2015	5,425	
Quarter ending March 2016	5,624	↑
Quarter ending June 2016	5,623	→
Quarter ending September 2016	5,452	↓
Quarter ending December 2016	5,259	↓
Variance since December 2015	(3.1%)	↓



ACTIVITY

Cumulative percentage of contracted UDA delivered 2016 & 2017



Month	Adjusted Scheduled Activity (UDA)	
	2016	2017
April	162	597
May	982	1,330
June	1,346	2,346
July	2,403	3,279
August	3,326	4,245
September	4,091	5,218
October	5,282	6,035
November	6,300	6,473
December	7,313	7,267
January	8,014	
February	9,438	
March	10,543	
April	10,898	
May	10,924	
June	10,925	

QUALITY

	Quantity	Base Number	Contract	AT	Region	England
% of FP17s for the same patient ID Re-attending within 3 months - Children	168	1,809	9.3%	11.4%	12.1%	12.4%
% of FP17s for the same patient ID Re-attending within 3 months - Adults	628	3,733	16.8%	14.8%	15.9%	16.6%
% of FP17s for the same patient ID Re-attending between 3 & 9 months - Children	1,216	1,809	67.2%	55.6%	58.6%	57.5%
% of FP17s for the same patient ID Re-attending between 3 & 9 months - Adults	2,152	3,733	57.6%	48.1%	51.5%	50.4%
% of FP17s for Band 1 Urgent Courses	540	4,749	11.4%	8.4%	8.0%	9.1%
% of FP17s Relating to Free Repair or Replacements	36	4,749	0.8%	0.7%	0.8%	0.8%
% of FP17s Relating to Continuations	16	4,749	0.3%	1.0%	1.2%	1.3%
% of Patients satisfied with the dentistry they have received	5	6	N/A	93.2%	92.8%	92.7%
% of Patients satisfied with the time they had to wait for an appointment	6	6	N/A	87.4%	89.2%	88.8%

* This is based on patients treated on this contract for their most recent course of treatment. Figures in italics indicate the base number of FP17s or Patient Questionnaire responses are less than 100. N/A is shown where the base number of responses is less than 10 during the period. % is calculated as Quantity/Base number*100

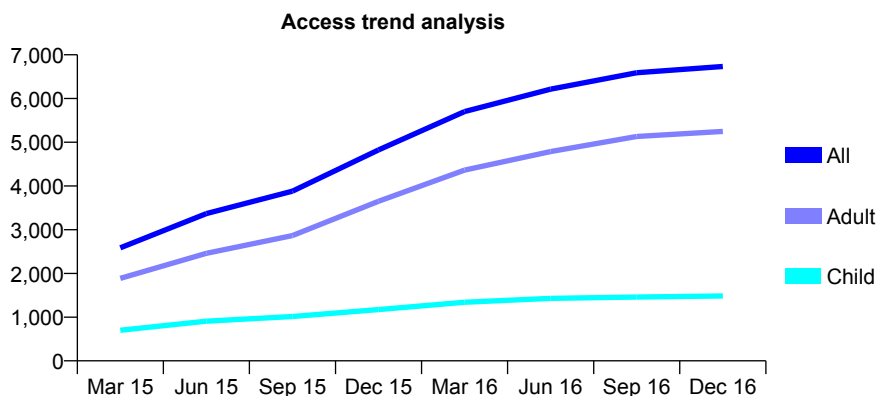
Q58 - Vital Signs At a Glance Contract Report for 172219/0001 - December 2016

Name or company name	Handside Dental Surgery Limited
Contract type name	GDS Contract
Purpose of contract	General
Contract start date	01/10/2014
Contract end date	

16/17 Contracted general activity (UDA)	18,306
Carry forward general activity (UDA)	597
16/17 Contracted orthodontic activity (UOA)	0
Carry forward orthodontic activity (UOA)	0
Baseline contract value	£442,008.86

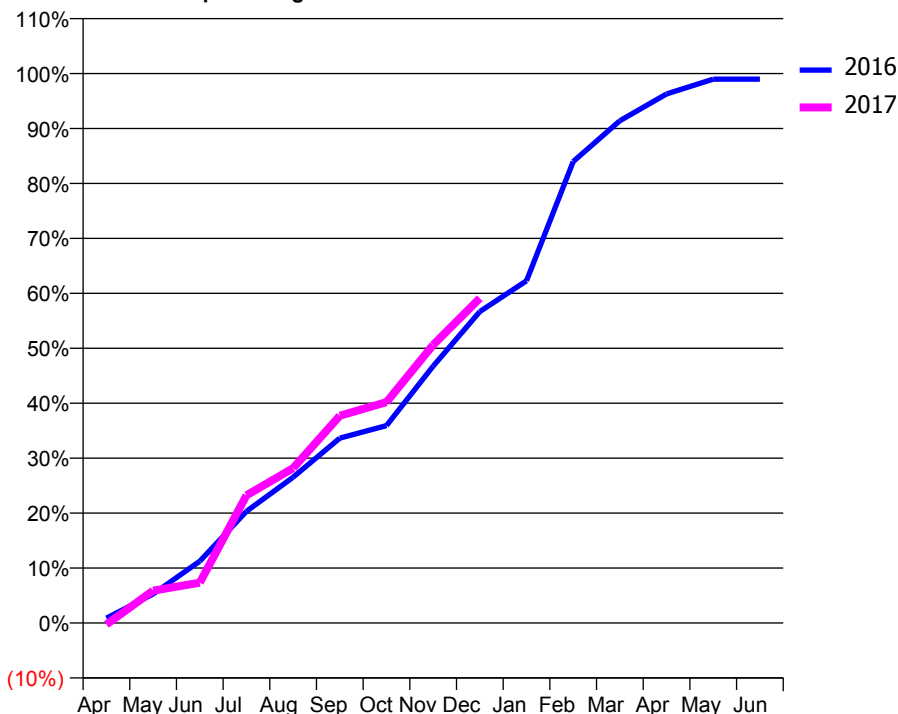
ACCESS*

Patients seen in 24 months	Total	Change since previous quarter
Quarter ending December 2015	4,823	
Quarter ending March 2016	5,701	↑
Quarter ending June 2016	6,216	↑
Quarter ending September 2016	6,591	↑
Quarter ending December 2016	6,733	↑
Variance since December 2015	39.6%	↑



ACTIVITY

Cumulative percentage of contracted UDA delivered 2016 & 2017



Month	Adjusted Scheduled Activity (UDA)	
	2016	2017
April	124	-51
May	747	1,078
June	1,593	1,343
July	2,877	4,252
August	3,759	5,159
September	4,767	6,906
October	5,088	7,360
November	6,623	9,265
December	8,029	10,818
January	8,822	
February	11,895	
March	12,947	
April	13,637	
May	14,018	
June	14,018	

QUALITY

	Quantity	Base Number	Contract	AT	Region	England
% of FP17s for the same patient ID Re-attending within 3 months - Children	142	1,673	8.5%	11.4%	12.1%	12.4%
% of FP17s for the same patient ID Re-attending within 3 months - Adults	677	5,615	12.1%	14.8%	15.9%	16.6%
% of FP17s for the same patient ID Re-attending between 3 & 9 months - Children	951	1,673	56.8%	55.6%	58.6%	57.5%
% of FP17s for the same patient ID Re-attending between 3 & 9 months - Adults	2,874	5,615	51.2%	48.1%	51.5%	50.4%
% of FP17s for Band 1 Urgent Courses	327	6,679	4.9%	8.4%	8.0%	9.1%
% of FP17s Relating to Free Repair or Replacements	98	6,679	1.5%	0.7%	0.8%	0.8%
% of FP17s Relating to Continuations	77	6,679	1.2%	1.0%	1.2%	1.3%
% of Patients satisfied with the dentistry they have received	11	11	100.0%	93.2%	92.8%	92.7%
% of Patients satisfied with the time they had to wait for an appointment	10	11	90.9%	87.4%	89.2%	88.8%

* This is based on patients treated on this contract for their most recent course of treatment. Figures in italics indicate the base number of FP17s or Patient Questionnaire responses are less than 100. N/A is shown where the base number of responses is less than 10 during the period. % is calculated as Quantity/Base number*100

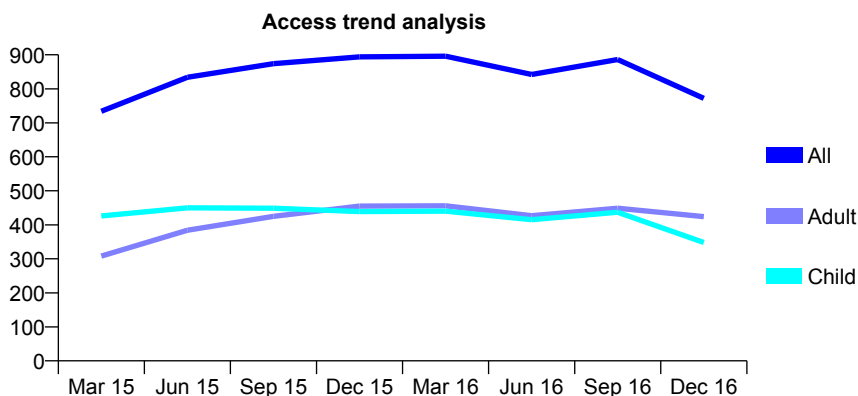
Q58 - Vital Signs At a Glance Contract Report for 173657/0001 - December 2016

Name or company name	Mr A Patel
Contract type name	GDS Contract
Purpose of contract	General
Contract start date	17/01/2014
Contract end date	

16/17 Contracted general activity (UDA)	2,088
Carry forward general activity (UDA)	31
16/17 Contracted orthodontic activity (UOA)	0
Carry forward orthodontic activity (UOA)	0
Baseline contract value	£88,345.45

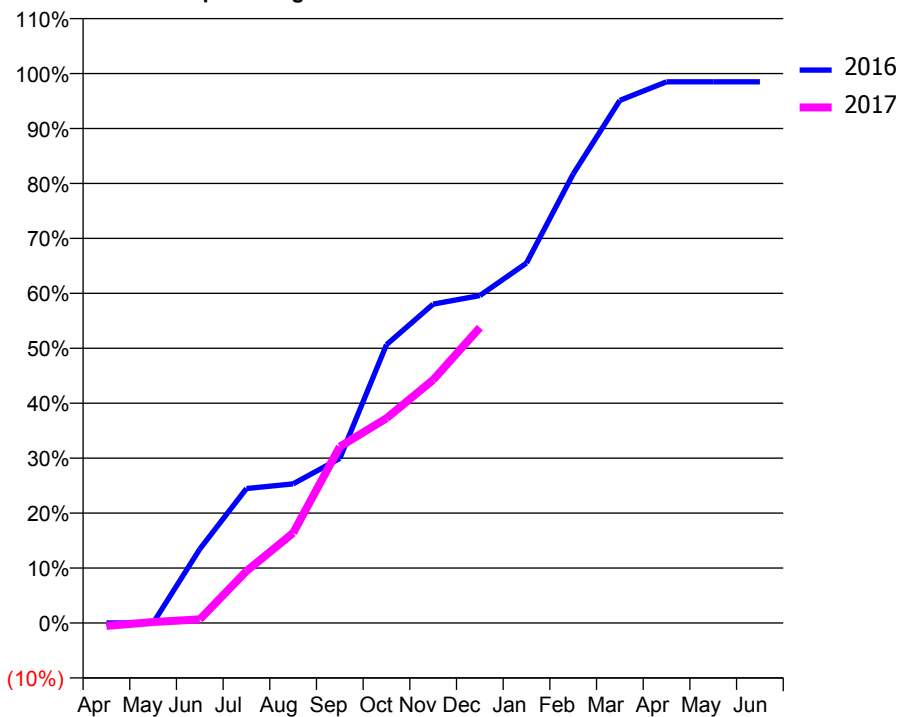
ACCESS*

Patients seen in 24 months	Total	Change since previous quarter
Quarter ending December 2015	894	
Quarter ending March 2016	896	→
Quarter ending June 2016	842	↓
Quarter ending September 2016	886	↑
Quarter ending December 2016	772	↓
Variance since December 2015	(13.6%)	↓



ACTIVITY

Cumulative percentage of contracted UDA delivered 2016 & 2017



Month	Adjusted Scheduled Activity (UDA)	
	2016	2017
April	0	-11
May	0	4
June	281	14
July	511	197
August	529	342
September	626	670
October	1,058	778
November	1,212	924
December	1,244	1,123
January	1,368	
February	1,706	
March	1,986	
April	2,057	
May	2,057	
June	2,057	

QUALITY

	Quantity	Base Number	Contract	AT	Region	England
% of FP17s for the same patient ID Re-attending within 3 months - Children	36	299	12.0%	11.4%	12.1%	12.4%
% of FP17s for the same patient ID Re-attending within 3 months - Adults	20	248	8.1%	14.8%	15.9%	16.6%
% of FP17s for the same patient ID Re-attending between 3 & 9 months - Children	123	299	41.1%	55.6%	58.6%	57.5%
% of FP17s for the same patient ID Re-attending between 3 & 9 months - Adults	69	248	27.8%	48.1%	51.5%	50.4%
% of FP17s for Band 1 Urgent Courses	31	519	6.0%	8.4%	8.0%	9.1%
% of FP17s Relating to Free Repair or Replacements	0	519	0.0%	0.7%	0.8%	0.8%
% of FP17s Relating to Continuations	1	519	0.2%	1.0%	1.2%	1.3%
% of Patients satisfied with the dentistry they have received	1	1	N/A	93.2%	92.8%	92.7%
% of Patients satisfied with the time they had to wait for an appointment	1	1	N/A	87.4%	89.2%	88.8%

* This is based on patients treated on this contract for their most recent course of treatment. Figures in italics indicate the base number of FP17s or Patient Questionnaire responses are less than 100. N/A is shown where the base number of responses is less than 10 during the period. % is calculated as Quantity/Base number*100

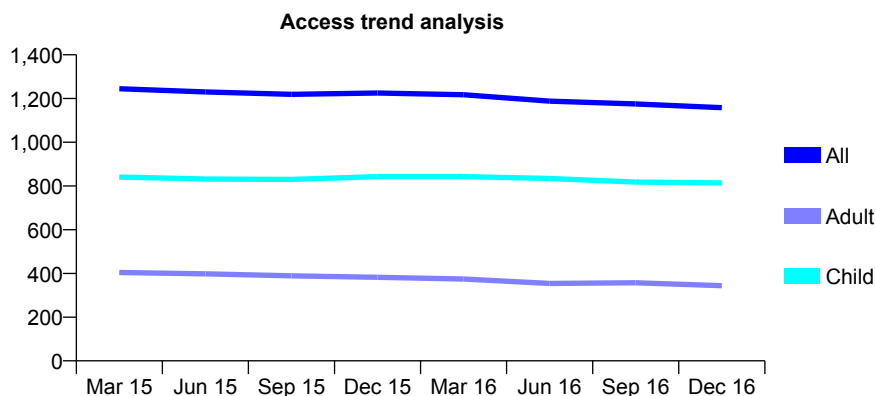
Q58 - Vital Signs At a Glance Contract Report for 174149/0001 - December 2016

Name or company name	East Park Parade Dental Practice Ltd
Contract type name	GDS Contract
Purpose of contract	General
Contract start date	20/07/2007
Contract end date	

16/17 Contracted general activity (UDA)	2,450
Carry forward general activity (UDA)	0
16/17 Contracted orthodontic activity (UOA)	0
Carry forward orthodontic activity (UOA)	0
Baseline contract value	£56,651.08

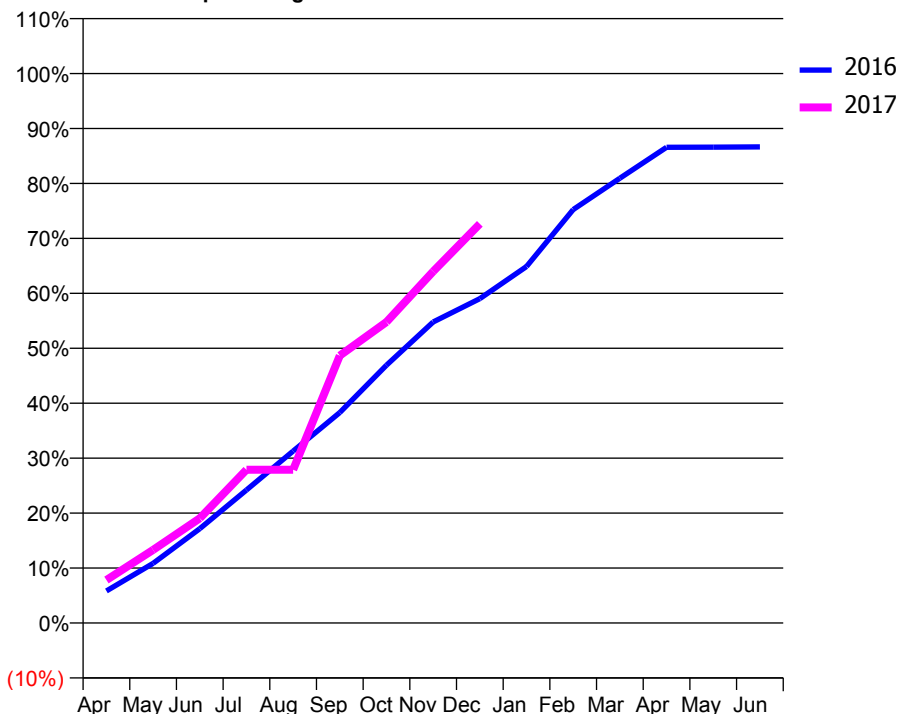
ACCESS*

Patients seen in 24 months	Total	Change since previous quarter
Quarter ending December 2015	1,225	
Quarter ending March 2016	1,217	→
Quarter ending June 2016	1,188	↓
Quarter ending September 2016	1,175	↓
Quarter ending December 2016	1,158	↓
Variance since December 2015	(5.5%)	↓



ACTIVITY

Cumulative percentage of contracted UDA delivered 2016 & 2017



Month	Adjusted Scheduled Activity (UDA)	
	2016	2017
April	193	192
May	358	326
June	566	467
July	799	683
August	1,033	683
September	1,264	1,193
October	1,548	1,342
November	1,808	1,568
December	1,948	1,780
January	2,141	
February	2,483	
March	2,671	
April	2,857	
May	2,858	
June	2,859	

QUALITY

	Quantity	Base Number	Contract	AT	Region	England
% of FP17s for the same patient ID Re-attending within 3 months - Children	134	1,097	12.2%	11.4%	12.1%	12.4%
% of FP17s for the same patient ID Re-attending within 3 months - Adults	53	300	17.7%	14.8%	15.9%	16.6%
% of FP17s for the same patient ID Re-attending between 3 & 9 months - Children	742	1,097	67.6%	55.6%	58.6%	57.5%
% of FP17s for the same patient ID Re-attending between 3 & 9 months - Adults	177	300	59.0%	48.1%	51.5%	50.4%
% of FP17s for Band 1 Urgent Courses	53	1,273	4.2%	8.4%	8.0%	9.1%
% of FP17s Relating to Free Repair or Replacements	0	1,273	0.0%	0.7%	0.8%	0.8%
% of FP17s Relating to Continuations	0	1,273	0.0%	1.0%	1.2%	1.3%
% of Patients satisfied with the dentistry they have received	1	1	N/A	93.2%	92.8%	92.7%
% of Patients satisfied with the time they had to wait for an appointment	1	1	N/A	87.4%	89.2%	88.8%

* This is based on patients treated on this contract for their most recent course of treatment. Figures in italics indicate the base number of FP17s or Patient Questionnaire responses are less than 100. N/A is shown where the base number of responses is less than 10 during the period. % is calculated as Quantity/Base number*100

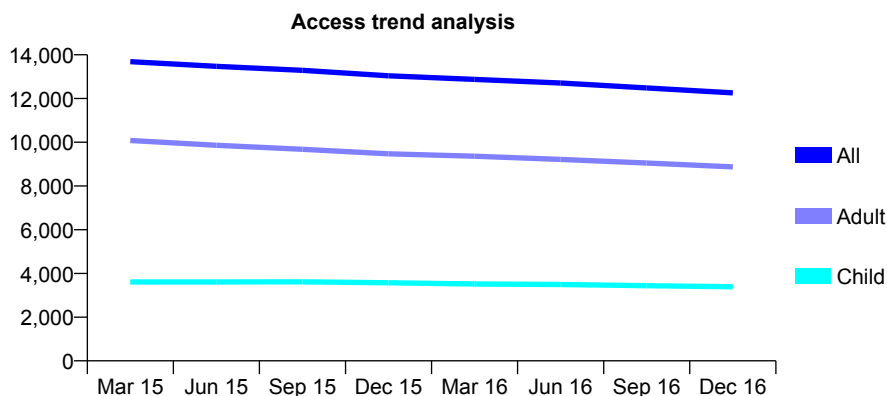
Q58 - Vital Signs At a Glance Contract Report for 175250/0001 - December 2016

Name or company name	Mawsley Dental Clinic
Contract type name	GDS Contract
Purpose of contract	General
Contract start date	01/10/2007
Contract end date	

16/17 Contracted general activity (UDA)	30,511
Carry forward general activity (UDA)	-690
16/17 Contracted orthodontic activity (UOA)	0
Carry forward orthodontic activity (UOA)	0
Baseline contract value	£927,895.29

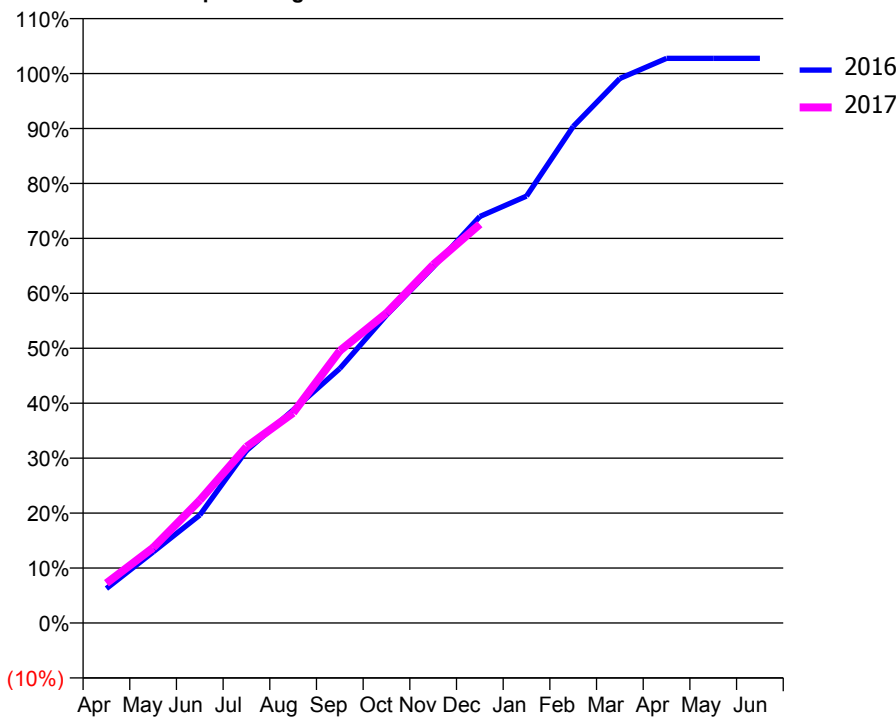
ACCESS*

Patients seen in 24 months	Total	Change since previous quarter
Quarter ending December 2015	13,040	
Quarter ending March 2016	12,876	↓
Quarter ending June 2016	12,709	↓
Quarter ending September 2016	12,486	↓
Quarter ending December 2016	12,257	↓
Variance since December 2015	(6.0%)	↓



ACTIVITY

Cumulative percentage of contracted UDA delivered 2016 & 2017



Month	Adjusted Scheduled Activity (UDA)	
	2016	2017
April	2,161	2,210
May	4,458	4,179
June	6,779	6,813
July	10,822	9,788
August	13,376	11,662
September	15,984	15,116
October	19,335	17,210
November	22,358	19,891
December	25,532	22,145
January	26,812	
February	31,181	
March	34,202	
April	35,461	
May	35,462	
June	35,463	

QUALITY

	Quantity	Base Number	Contract	AT	Region	England
% of FP17s for the same patient ID Re-attending within 3 months - Children	333	3,862	8.6%	11.4%	12.1%	12.4%
% of FP17s for the same patient ID Re-attending within 3 months - Adults	1,426	8,312	17.2%	14.8%	15.9%	16.6%
% of FP17s for the same patient ID Re-attending between 3 & 9 months - Children	2,572	3,862	66.6%	55.6%	58.6%	57.5%
% of FP17s for the same patient ID Re-attending between 3 & 9 months - Adults	3,701	8,312	44.5%	48.1%	51.5%	50.4%
% of FP17s for Band 1 Urgent Courses	945	11,524	8.2%	8.4%	8.0%	9.1%
% of FP17s Relating to Free Repair or Replacements	84	11,524	0.7%	0.7%	0.8%	0.8%
% of FP17s Relating to Continuations	263	11,524	2.3%	1.0%	1.2%	1.3%
% of Patients satisfied with the dentistry they have received	13	14	92.9%	93.2%	92.8%	92.7%
% of Patients satisfied with the time they had to wait for an appointment	14	14	100.0%	87.4%	89.2%	88.8%

* This is based on patients treated on this contract for their most recent course of treatment. Figures in italics indicate the base number of FP17s or Patient Questionnaire responses are less than 100. N/A is shown where the base number of responses is less than 10 during the period. % is calculated as Quantity/Base number*100

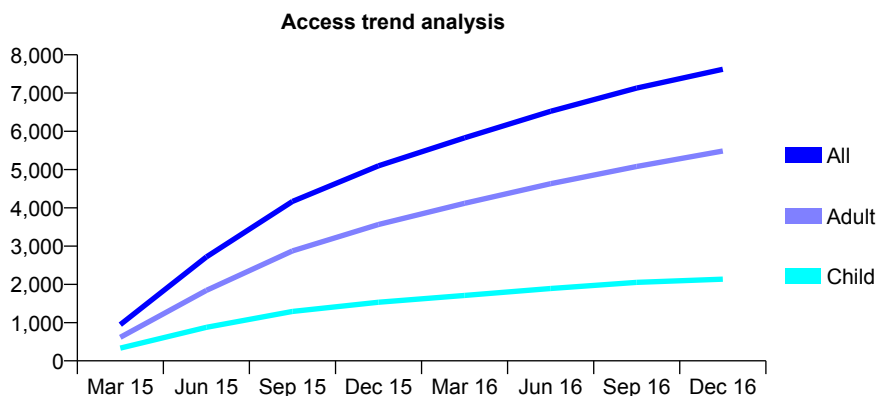
Q58 - Vital Signs At a Glance Contract Report for 175749/0001 - December 2016

Name or company name	Waltham Cross Partnership
Contract type name	GDS Contract
Purpose of contract	General
Contract start date	01/02/2015
Contract end date	

16/17 Contracted general activity (UDA)	30,003
Carry forward general activity (UDA)	-510
16/17 Contracted orthodontic activity (UOA)	0
Carry forward orthodontic activity (UOA)	0
Baseline contract value	£751,700.41

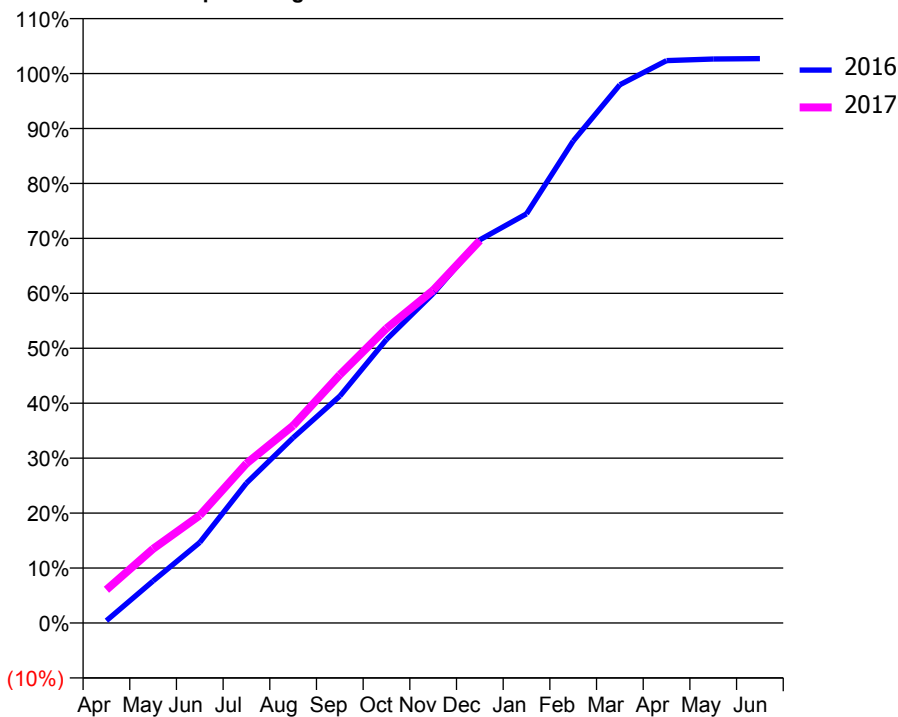
ACCESS*

Patients seen in 24 months	Total	Change since previous quarter
Quarter ending December 2015	5,098	
Quarter ending March 2016	5,831	↑
Quarter ending June 2016	6,524	↑
Quarter ending September 2016	7,131	↑
Quarter ending December 2016	7,621	↑
Variance since December 2015	49.5%	↑



ACTIVITY

Cumulative percentage of contracted UDA delivered 2016 & 2017



Month	Adjusted Scheduled Activity (UDA)	
	2016	2017
April	109	1,815
May	1,953	4,051
June	3,743	5,879
July	6,492	8,710
August	8,598	10,777
September	10,531	13,557
October	13,162	16,084
November	15,287	18,172
December	17,782	20,884
January	18,990	
February	22,369	
March	24,979	
April	26,098	
May	26,175	
June	26,194	

QUALITY

	Quantity	Base Number	Contract	AT	Region	England
% of FP17s for the same patient ID Re-attending within 3 months - Children	291	2,210	13.2%	11.4%	12.1%	12.4%
% of FP17s for the same patient ID Re-attending within 3 months - Adults	1,188	5,271	22.5%	14.8%	15.9%	16.6%
% of FP17s for the same patient ID Re-attending between 3 & 9 months - Children	893	2,210	40.4%	55.6%	58.6%	57.5%
% of FP17s for the same patient ID Re-attending between 3 & 9 months - Adults	1,788	5,271	33.9%	48.1%	51.5%	50.4%
% of FP17s for Band 1 Urgent Courses	718	7,013	10.2%	8.4%	8.0%	9.1%
% of FP17s Relating to Free Repair or Replacements	70	7,013	1.0%	0.7%	0.8%	0.8%
% of FP17s Relating to Continuations	383	7,013	5.5%	1.0%	1.2%	1.3%
% of Patients satisfied with the dentistry they have received	14	16	87.5%	93.2%	92.8%	92.7%
% of Patients satisfied with the time they had to wait for an appointment	16	16	100.0%	87.4%	89.2%	88.8%

* This is based on patients treated on this contract for their most recent course of treatment. Figures in italics indicate the base number of FP17s or Patient Questionnaire responses are less than 100. N/A is shown where the base number of responses is less than 10 during the period. % is calculated as Quantity/Base number*100

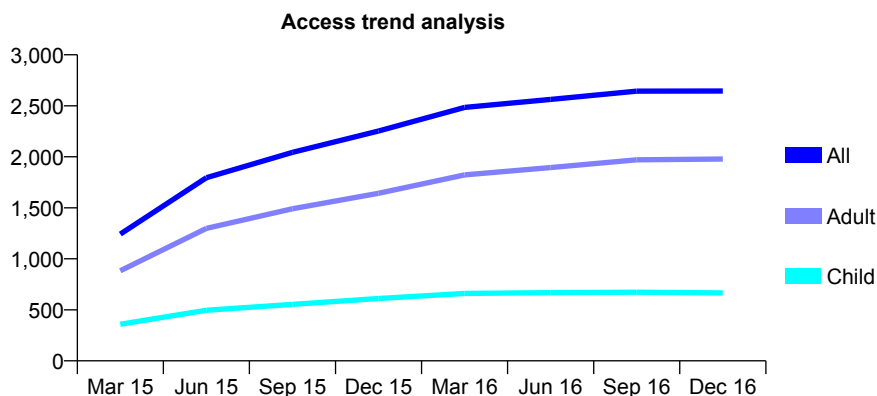
Q58 - Vital Signs At a Glance Contract Report for 176826/0001 - December 2016

Name or company name	Tooth Logic Limited
Contract type name	GDS Contract
Purpose of contract	General
Contract start date	03/11/2014
Contract end date	

16/17 Contracted general activity (UDA)	10,000
Carry forward general activity (UDA)	161
16/17 Contracted orthodontic activity (UOA)	0
Carry forward orthodontic activity (UOA)	0
Baseline contract value	£241,815.23

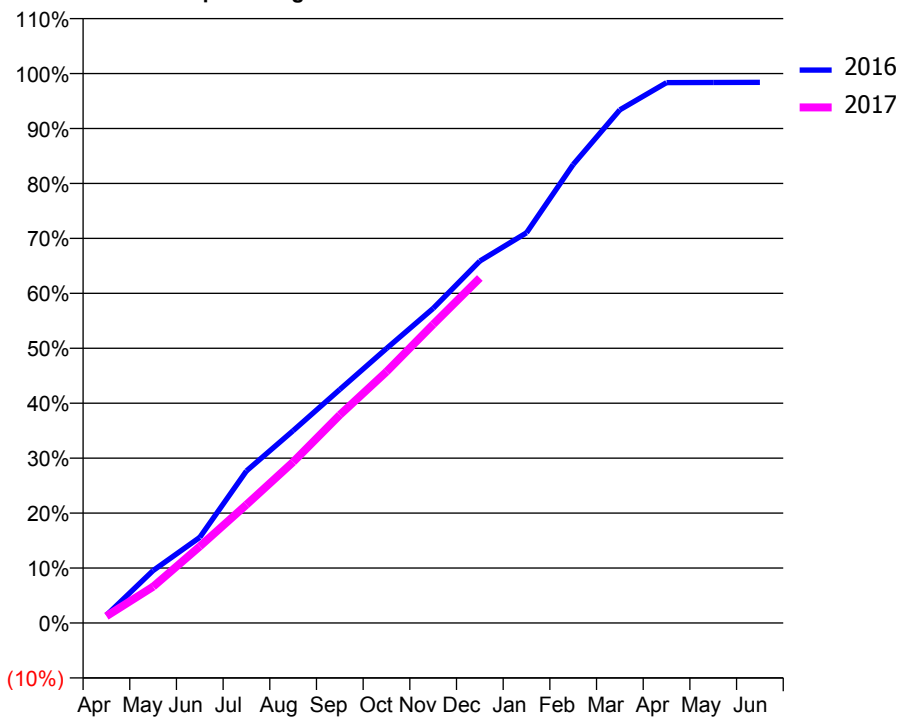
ACCESS*

Patients seen in 24 months	Total	Change since previous quarter
Quarter ending December 2015	2,253	
Quarter ending March 2016	2,484	↑
Quarter ending June 2016	2,563	↑
Quarter ending September 2016	2,644	↑
Quarter ending December 2016	2,645	→
Variance since December 2015	17.4%	↑



ACTIVITY

Cumulative percentage of contracted UDA delivered 2016 & 2017



Month	Adjusted Scheduled Activity (UDA)	
	2016	2017
April	142	126
May	955	661
June	1,559	1,395
July	2,768	2,154
August	3,501	2,930
September	4,251	3,786
October	4,996	4,574
November	5,725	5,435
December	6,587	6,279
January	7,101	
February	8,344	
March	9,340	
April	9,834	
May	9,835	
June	9,838	

QUALITY

	Quantity	Base Number	Contract	AT	Region	England
% of FP17s for the same patient ID Re-attending within 3 months - Children	74	664	11.1%	11.4%	12.1%	12.4%
% of FP17s for the same patient ID Re-attending within 3 months - Adults	501	2,137	23.4%	14.8%	15.9%	16.6%
% of FP17s for the same patient ID Re-attending between 3 & 9 months - Children	339	664	51.1%	55.6%	58.6%	57.5%
% of FP17s for the same patient ID Re-attending between 3 & 9 months - Adults	1,030	2,137	48.2%	48.1%	51.5%	50.4%
% of FP17s for Band 1 Urgent Courses	287	2,629	10.9%	8.4%	8.0%	9.1%
% of FP17s Relating to Free Repair or Replacements	47	2,629	1.8%	0.7%	0.8%	0.8%
% of FP17s Relating to Continuations	163	2,629	6.2%	1.0%	1.2%	1.3%
% of Patients satisfied with the dentistry they have received	3	3	N/A	93.2%	92.8%	92.7%
% of Patients satisfied with the time they had to wait for an appointment	3	3	N/A	87.4%	89.2%	88.8%

* This is based on patients treated on this contract for their most recent course of treatment. Figures in italics indicate the base number of FP17s or Patient Questionnaire responses are less than 100. N/A is shown where the base number of responses is less than 10 during the period. % is calculated as Quantity/Base number*100

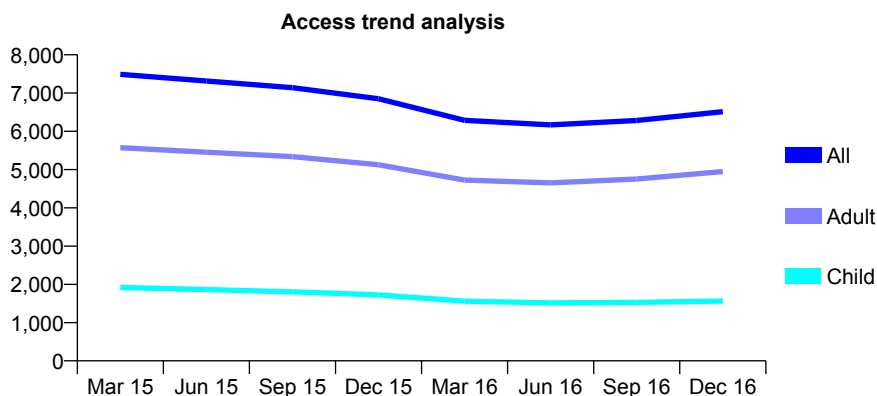
Q58 - Vital Signs At a Glance Contract Report for 176893/0003 - December 2016

Name or company name	Knape Ltd
Contract type name	GDS Contract
Purpose of contract	General
Contract start date	01/04/2007
Contract end date	

16/17 Contracted general activity (UDA)	18,713
Carry forward general activity (UDA)	170
16/17 Contracted orthodontic activity (UOA)	0
Carry forward orthodontic activity (UOA)	0
Baseline contract value	£658,333.99

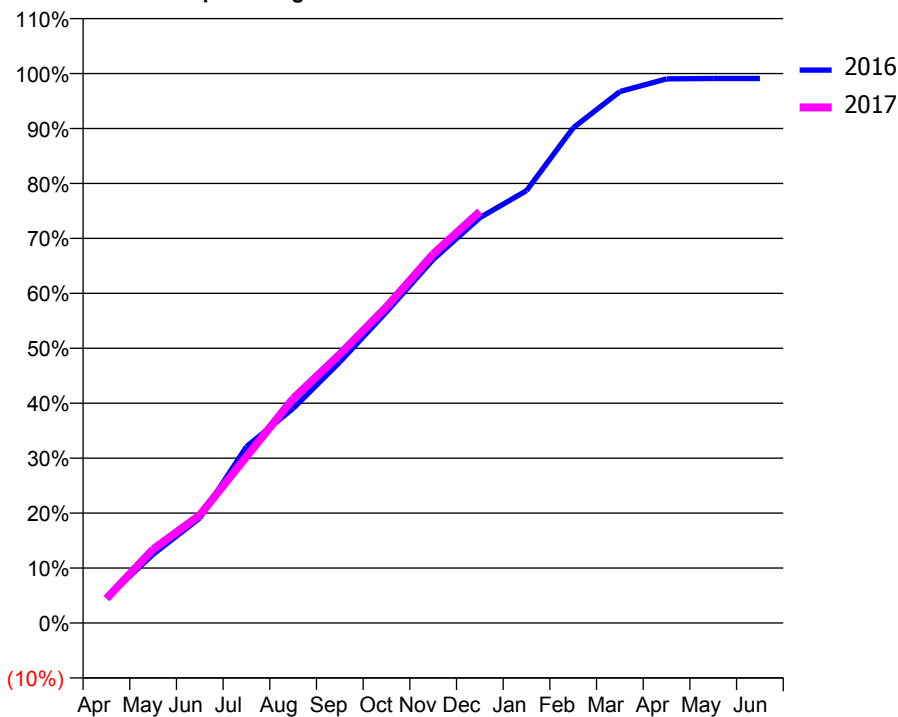
ACCESS*

Patients seen in 24 months	Total	Change since previous quarter
Quarter ending December 2015	6,850	
Quarter ending March 2016	6,285	↓
Quarter ending June 2016	6,167	↓
Quarter ending September 2016	6,283	→
Quarter ending December 2016	6,512	↑
Variance since December 2015	(4.9%)	↓



ACTIVITY

Cumulative percentage of contracted UDA delivered 2016 & 2017



Month	Adjusted Scheduled Activity (UDA)	
	2016	2017
April	848	832
May	2,340	2,512
June	3,576	3,674
July	6,005	5,670
August	7,308	7,646
September	8,888	9,155
October	10,595	10,770
November	12,381	12,567
December	13,805	14,013
January	14,722	
February	16,865	
March	18,099	
April	18,530	
May	18,542	
June	18,542	

QUALITY

	Quantity	Base Number	Contract	AT	Region	England
% of FP17s for the same patient ID Re-attending within 3 months - Children	57	1,753	3.3%	11.4%	12.1%	12.4%
% of FP17s for the same patient ID Re-attending within 3 months - Adults	301	5,130	5.9%	14.8%	15.9%	16.6%
% of FP17s for the same patient ID Re-attending between 3 & 9 months - Children	996	1,753	56.8%	55.6%	58.6%	57.5%
% of FP17s for the same patient ID Re-attending between 3 & 9 months - Adults	2,763	5,130	53.9%	48.1%	51.5%	50.4%
% of FP17s for Band 1 Urgent Courses	452	6,719	6.7%	8.4%	8.0%	9.1%
% of FP17s Relating to Free Repair or Replacements	10	6,719	0.1%	0.7%	0.8%	0.8%
% of FP17s Relating to Continuations	0	6,719	0.0%	1.0%	1.2%	1.3%
% of Patients satisfied with the dentistry they have received	9	9	N/A	93.2%	92.8%	92.7%
% of Patients satisfied with the time they had to wait for an appointment	9	9	N/A	87.4%	89.2%	88.8%

* This is based on patients treated on this contract for their most recent course of treatment. Figures in italics indicate the base number of FP17s or Patient Questionnaire responses are less than 100. N/A is shown where the base number of responses is less than 10 during the period. % is calculated as Quantity/Base number*100

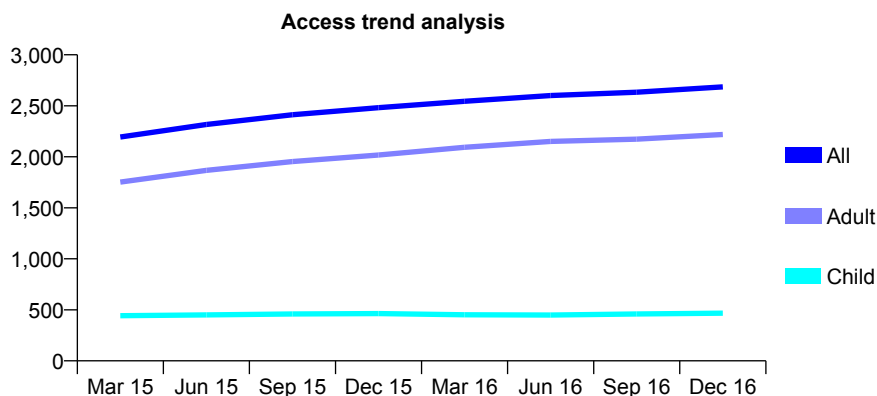
Q58 - Vital Signs At a Glance Contract Report for 177288/0001 - December 2016

Name or company name	Mr P Cranfield and Mr V Gehani
Contract type name	GDS Contract
Purpose of contract	General
Contract start date	01/12/2013
Contract end date	

16/17 Contracted general activity (UDA)	6,698
Carry forward general activity (UDA)	60
16/17 Contracted orthodontic activity (UOA)	0
Carry forward orthodontic activity (UOA)	0
Baseline contract value	£152,560.30

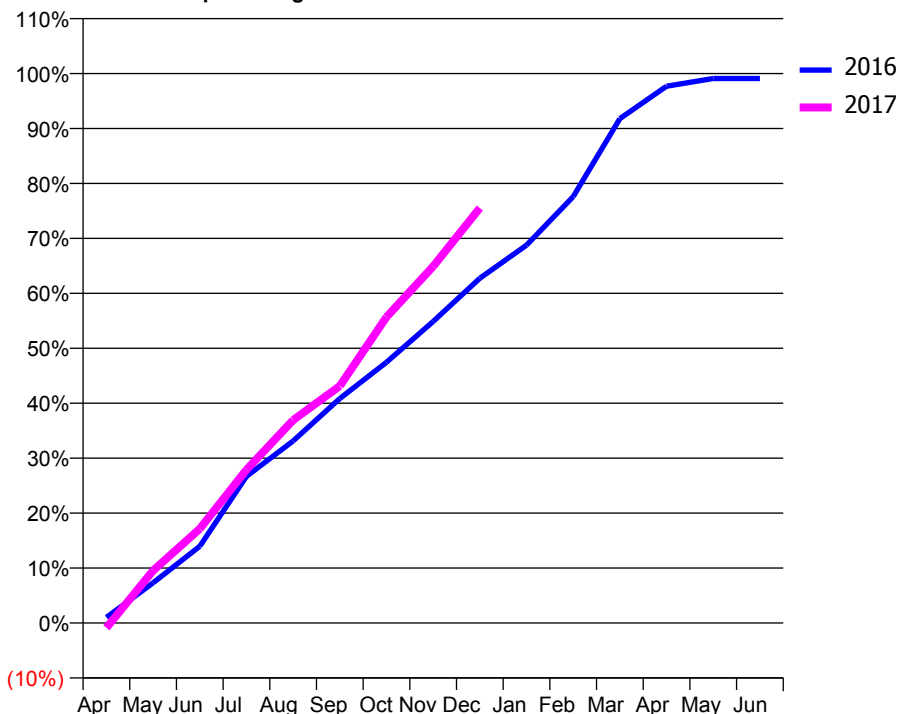
ACCESS*

Patients seen in 24 months	Total	Change since previous quarter
Quarter ending December 2015	2,482	
Quarter ending March 2016	2,544	↑
Quarter ending June 2016	2,600	↑
Quarter ending September 2016	2,633	→
Quarter ending December 2016	2,686	↑
Variance since December 2015	8.2%	↑



ACTIVITY

Cumulative percentage of contracted UDA delivered 2016 & 2017



Month	Adjusted Scheduled Activity (UDA)	
	2016	2017
April	69	-60
May	490	640
June	936	1,148
July	1,786	1,868
August	2,220	2,474
September	2,737	2,889
October	3,179	3,730
November	3,675	4,347
December	4,202	5,058
January	4,605	
February	5,198	
March	6,148	
April	6,544	
May	6,638	
June	6,638	

QUALITY

	Quantity	Base Number	Contract	AT	Region	England
% of FP17s for the same patient ID Re-attending within 3 months - Children	29	609	4.8%	11.4%	12.1%	12.4%
% of FP17s for the same patient ID Re-attending within 3 months - Adults	300	2,723	11.0%	14.8%	15.9%	16.6%
% of FP17s for the same patient ID Re-attending between 3 & 9 months - Children	415	609	68.1%	55.6%	58.6%	57.5%
% of FP17s for the same patient ID Re-attending between 3 & 9 months - Adults	1,814	2,723	66.6%	48.1%	51.5%	50.4%
% of FP17s for Band 1 Urgent Courses	152	3,006	5.1%	8.4%	8.0%	9.1%
% of FP17s Relating to Free Repair or Replacements	32	3,006	1.1%	0.7%	0.8%	0.8%
% of FP17s Relating to Continuations	16	3,006	0.5%	1.0%	1.2%	1.3%
% of Patients satisfied with the dentistry they have received	9	9	N/A	93.2%	92.8%	92.7%
% of Patients satisfied with the time they had to wait for an appointment	9	9	N/A	87.4%	89.2%	88.8%

* This is based on patients treated on this contract for their most recent course of treatment. Figures in italics indicate the base number of FP17s or Patient Questionnaire responses are less than 100. N/A is shown where the base number of responses is less than 10 during the period. % is calculated as Quantity/Base number*100

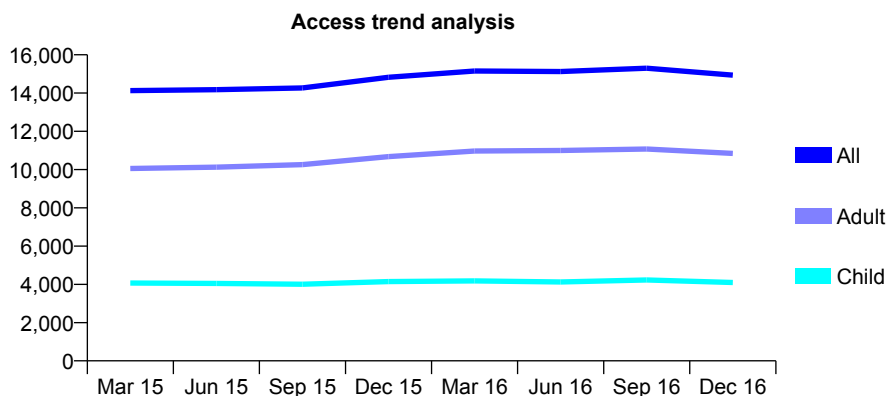
Q58 - Vital Signs At a Glance Contract Report for 178187/0001 - December 2016

Name or company name	Oradi Ltd.
Contract type name	PDS Contract
Purpose of contract	General and Orthodontic
Contract start date	01/04/2008
Contract end date	31/03/2018

16/17 Contracted general activity (UDA)	41,268
Carry forward general activity (UDA)	-825
16/17 Contracted orthodontic activity (UOA)	909
Carry forward orthodontic activity (UOA)	0
Baseline contract value	£1,129,337.52

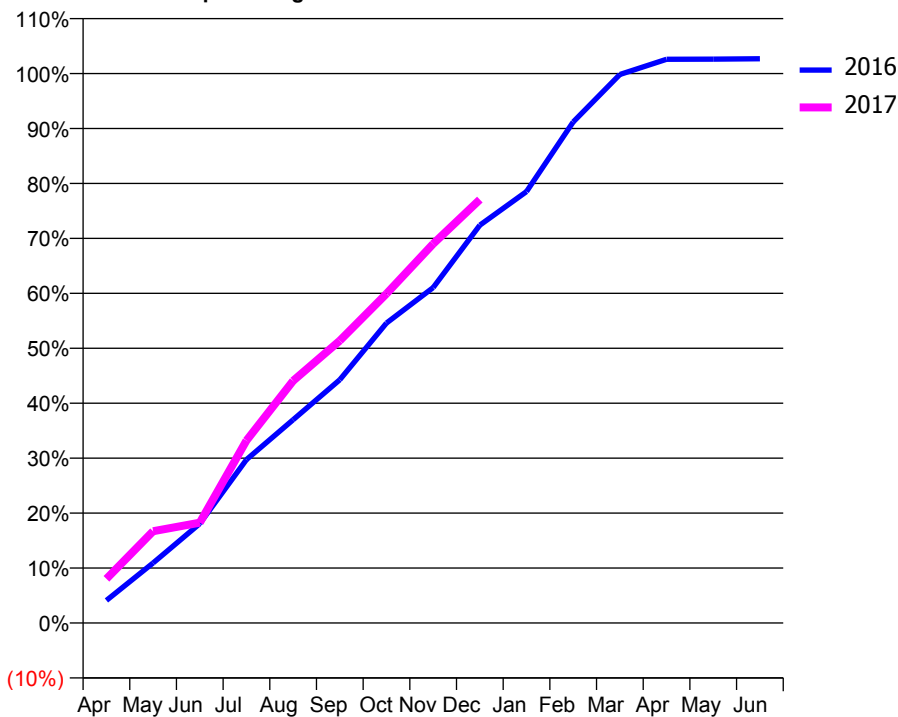
ACCESS*

Patients seen in 24 months	Total	Change since previous quarter
Quarter ending December 2015	14,822	
Quarter ending March 2016	15,154	↑
Quarter ending June 2016	15,122	→
Quarter ending September 2016	15,302	→
Quarter ending December 2016	14,937	↓
Variance since December 2015	0.8%	→



ACTIVITY

Cumulative percentage of contracted UDA delivered 2016 & 2017



Month	Adjusted Scheduled Activity (UDA)	
	2016	2017
April	1,693	3,316
May	4,507	6,894
June	7,462	7,534
July	12,272	13,704
August	15,268	18,196
September	18,276	21,207
October	22,524	24,729
November	25,191	28,475
December	29,881	31,799
January	32,398	
February	37,630	
March	41,198	
April	42,332	
May	42,342	
June	42,375	

QUALITY

	Quantity	Base Number	Contract	AT	Region	England
% of FP17s for the same patient ID Re-attending within 3 months - Children	413	5,213	7.9%	11.4%	12.1%	12.4%
% of FP17s for the same patient ID Re-attending within 3 months - Adults	1,082	11,631	9.3%	14.8%	15.9%	16.6%
% of FP17s for the same patient ID Re-attending between 3 & 9 months - Children	3,249	5,213	62.3%	55.6%	58.6%	57.5%
% of FP17s for the same patient ID Re-attending between 3 & 9 months - Adults	6,422	11,631	55.2%	48.1%	51.5%	50.4%
% of FP17s for Band 1 Urgent Courses	948	16,241	5.8%	8.4%	8.0%	9.1%
% of FP17s Relating to Free Repair or Replacements	49	16,241	0.3%	0.7%	0.8%	0.8%
% of FP17s Relating to Continuations	67	16,241	0.4%	1.0%	1.2%	1.3%
% of Patients satisfied with the dentistry they have received	21	23	91.3%	93.2%	92.8%	92.7%
% of Patients satisfied with the time they had to wait for an appointment	21	23	91.3%	87.4%	89.2%	88.8%

* This is based on patients treated on this contract for their most recent course of treatment. Figures in italics indicate the base number of FP17s or Patient Questionnaire responses are less than 100. N/A is shown where the base number of responses is less than 10 during the period. % is calculated as Quantity/Base number*100

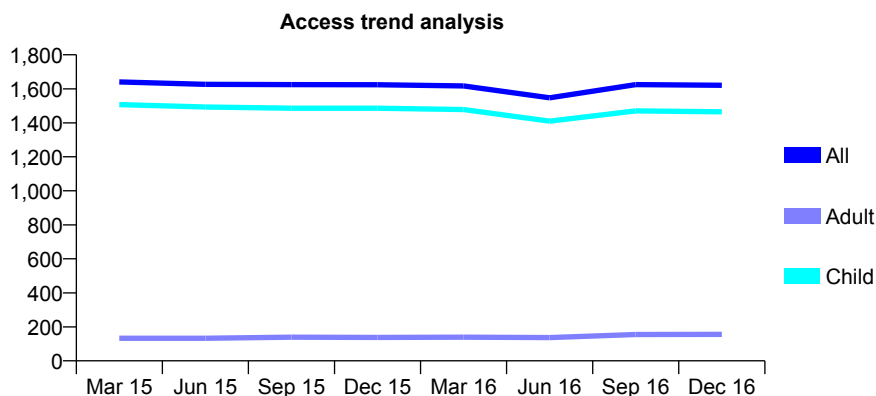
Q58 - Vital Signs At a Glance Contract Report for 178381/0001 - December 2016

Name or company name	The Dental Clinic Ltd
Contract type name	GDS Contract
Purpose of contract	General
Contract start date	07/04/2007
Contract end date	

16/17 Contracted general activity (UDA)	2,858
Carry forward general activity (UDA)	0
16/17 Contracted orthodontic activity (UOA)	0
Carry forward orthodontic activity (UOA)	0
Baseline contract value	£69,111.33

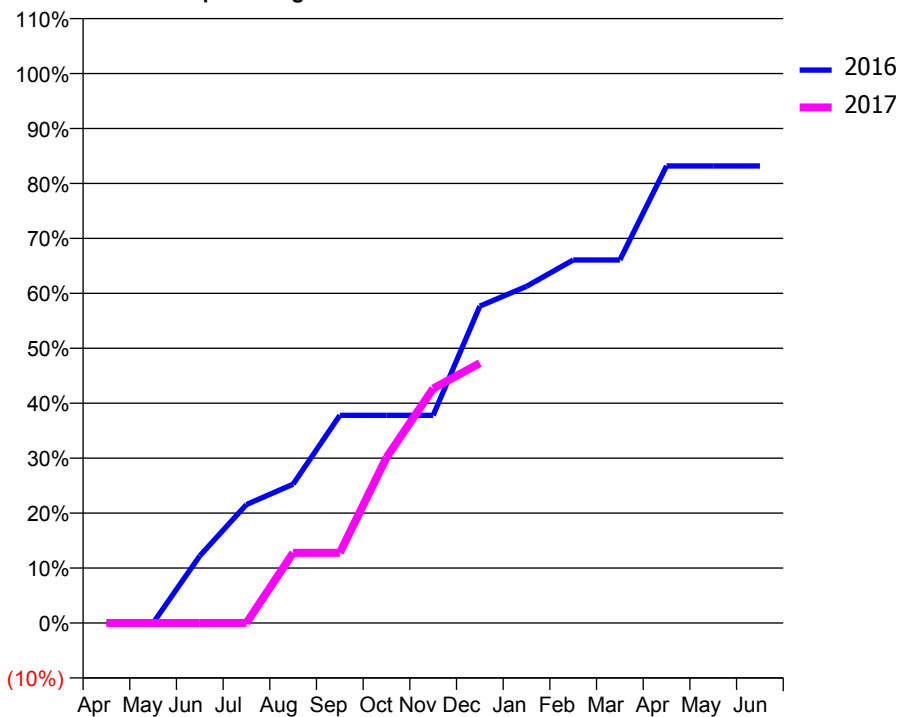
ACCESS*

Patients seen in 24 months	Total	Change since previous quarter
Quarter ending December 2015	1,624	
Quarter ending March 2016	1,617	→
Quarter ending June 2016	1,547	↓
Quarter ending September 2016	1,625	↑
Quarter ending December 2016	1,621	→
Variance since December 2015	(0.2%)	→



ACTIVITY

Cumulative percentage of contracted UDA delivered 2016 & 2017



Month	Adjusted Scheduled Activity (UDA)	
	2016	2017
April	0	0
May	0	0
June	349	0
July	616	0
August	722	365
September	1,080	365
October	1,080	861
November	1,080	1,219
December	1,648	1,352
January	1,751	
February	1,888	
March	1,888	
April	2,377	
May	2,377	
June	2,377	

QUALITY

	Quantity	Base Number	Contract	AT	Region	England
% of FP17s for the same patient ID Re-attending within 3 months - Children	82	1,783	4.6%	11.4%	12.1%	12.4%
% of FP17s for the same patient ID Re-attending within 3 months - Adults	0	6	0.0%	14.8%	15.9%	16.6%
% of FP17s for the same patient ID Re-attending between 3 & 9 months - Children	1,035	1,783	58.0%	55.6%	58.6%	57.5%
% of FP17s for the same patient ID Re-attending between 3 & 9 months - Adults	2	6	33.3%	48.1%	51.5%	50.4%
% of FP17s for Band 1 Urgent Courses	3	1,400	0.2%	8.4%	8.0%	9.1%
% of FP17s Relating to Free Repair or Replacements	0	1,400	0.0%	0.7%	0.8%	0.8%
% of FP17s Relating to Continuations	22	1,400	1.6%	1.0%	1.2%	1.3%
% of Patients satisfied with the dentistry they have received	0	0	N/A	93.2%	92.8%	92.7%
% of Patients satisfied with the time they had to wait for an appointment	0	0	N/A	87.4%	89.2%	88.8%

* This is based on patients treated on this contract for their most recent course of treatment. Figures in italics indicate the base number of FP17s or Patient Questionnaire responses are less than 100. N/A is shown where the base number of responses is less than 10 during the period. % is calculated as Quantity/Base number*100

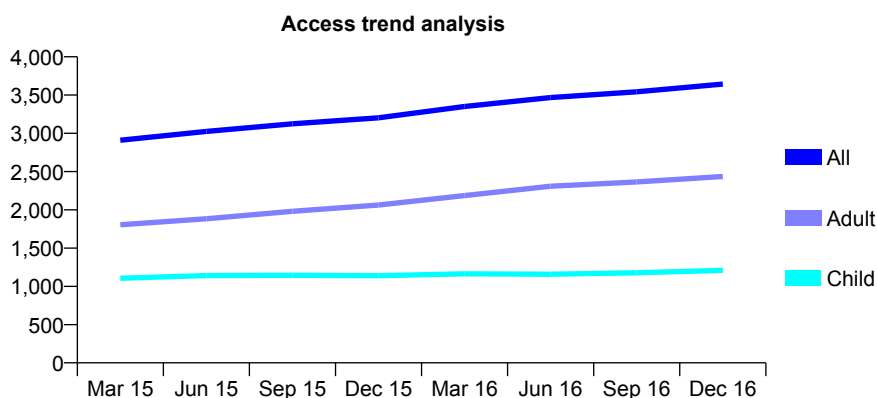
Q58 - Vital Signs At a Glance Contract Report for 180386/0001 - December 2016

Name or company name	Hoddesdon Dental Surgery Limited
Contract type name	GDS Contract
Purpose of contract	General
Contract start date	01/04/2007
Contract end date	

16/17 Contracted general activity (UDA)	6,370
Carry forward general activity (UDA)	-28
16/17 Contracted orthodontic activity (UOA)	0
Carry forward orthodontic activity (UOA)	0
Baseline contract value	£157,500.94

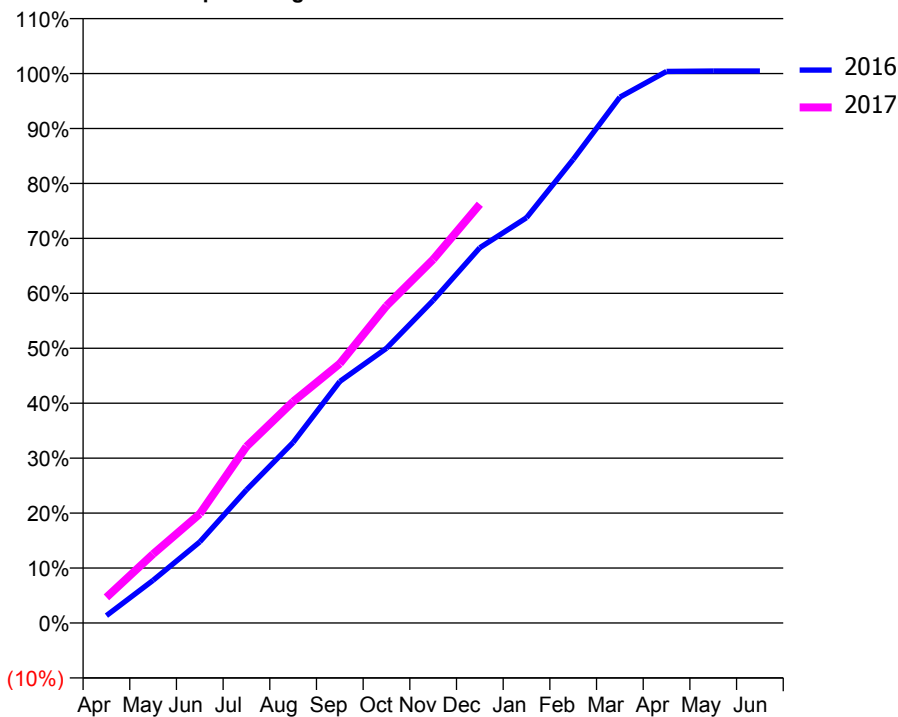
ACCESS*

Patients seen in 24 months	Total	Change since previous quarter
Quarter ending December 2015	3,202	
Quarter ending March 2016	3,350	↑
Quarter ending June 2016	3,468	↑
Quarter ending September 2016	3,542	↑
Quarter ending December 2016	3,643	↑
Variance since December 2015	13.8%	↑



ACTIVITY

Cumulative percentage of contracted UDA delivered 2016 & 2017



Month	Adjusted Scheduled Activity (UDA)	
	2016	2017
April	86	297
May	496	801
June	941	1,266
July	1,544	2,047
August	2,094	2,567
September	2,800	3,007
October	3,185	3,676
November	3,741	4,215
December	4,351	4,854
January	4,699	
February	5,375	
March	6,096	
April	6,395	
May	6,399	
June	6,399	

QUALITY

	Quantity	Base Number	Contract	AT	Region	England
% of FP17s for the same patient ID Re-attending within 3 months - Children	107	1,224	8.7%	11.4%	12.1%	12.4%
% of FP17s for the same patient ID Re-attending within 3 months - Adults	386	2,273	17.0%	14.8%	15.9%	16.6%
% of FP17s for the same patient ID Re-attending between 3 & 9 months - Children	577	1,224	47.1%	55.6%	58.6%	57.5%
% of FP17s for the same patient ID Re-attending between 3 & 9 months - Adults	922	2,273	40.6%	48.1%	51.5%	50.4%
% of FP17s for Band 1 Urgent Courses	265	2,625	10.1%	8.4%	8.0%	9.1%
% of FP17s Relating to Free Repair or Replacements	39	2,625	1.5%	0.7%	0.8%	0.8%
% of FP17s Relating to Continuations	17	2,625	0.6%	1.0%	1.2%	1.3%
% of Patients satisfied with the dentistry they have received	7	7	N/A	93.2%	92.8%	92.7%
% of Patients satisfied with the time they had to wait for an appointment	6	7	N/A	87.4%	89.2%	88.8%

* This is based on patients treated on this contract for their most recent course of treatment. Figures in italics indicate the base number of FP17s or Patient Questionnaire responses are less than 100. N/A is shown where the base number of responses is less than 10 during the period. % is calculated as Quantity/Base number*100

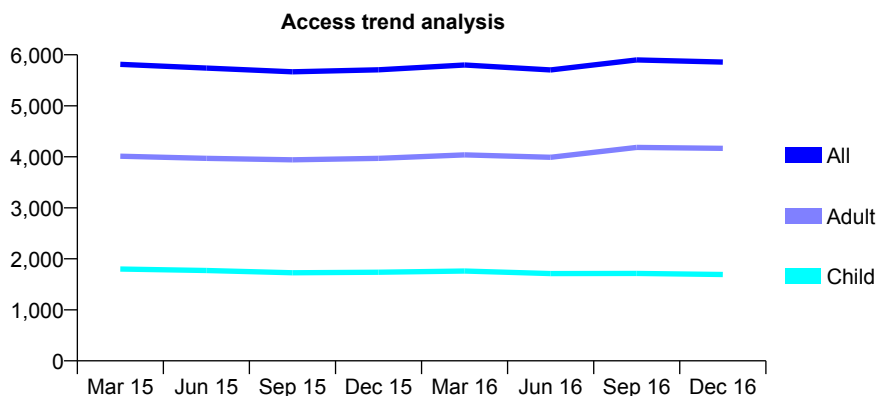
Q58 - Vital Signs At a Glance Contract Report for 181153/0001 - December 2016

Name or company name	Katherine Place Dental Practice
Contract type name	GDS Contract
Purpose of contract	General
Contract start date	01/07/2007
Contract end date	

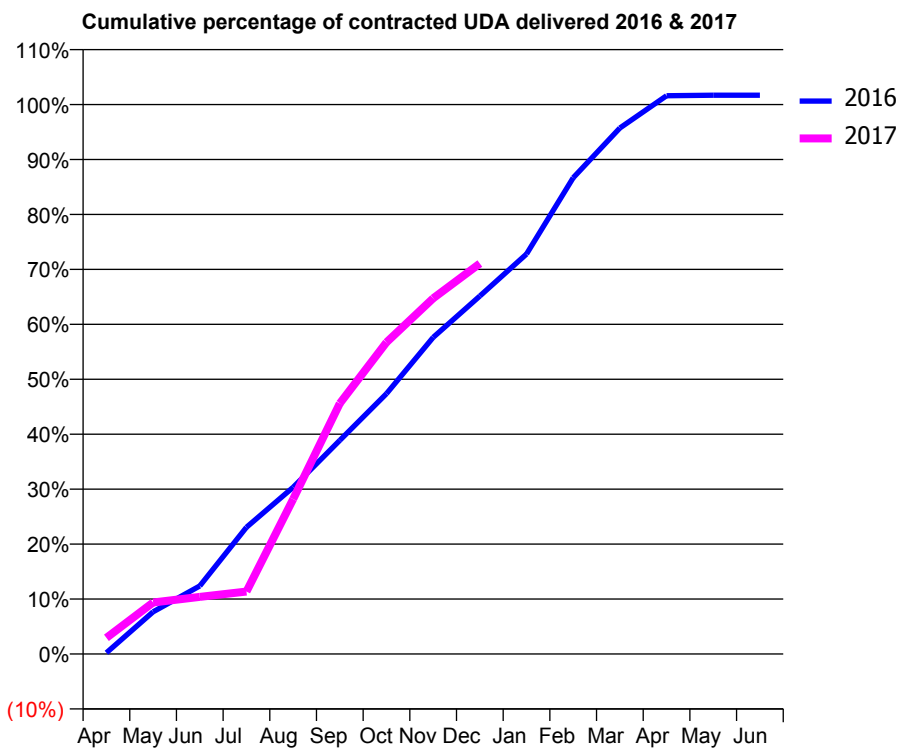
16/17 Contracted general activity (UDA)	13,580
Carry forward general activity (UDA)	0
16/17 Contracted orthodontic activity (UOA)	0
Carry forward orthodontic activity (UOA)	0
Baseline contract value	£350,487.99

ACCESS*

Patients seen in 24 months	Total	Change since previous quarter
Quarter ending December 2015	5,706	
Quarter ending March 2016	5,800	→
Quarter ending June 2016	5,702	↓
Quarter ending September 2016	5,899	↑
Quarter ending December 2016	5,858	→
Variance since December 2015	2.7%	↑



ACTIVITY



Month	Adjusted Scheduled Activity (UDA)	
	2016	2017
April	32	402
May	1,042	1,274
June	1,681	1,413
July	3,133	1,543
August	4,120	3,828
September	5,282	6,195
October	6,436	7,703
November	7,825	8,789
December	8,846	9,651
January	9,883	
February	11,771	
March	13,000	
April	13,798	
May	13,809	
June	13,810	

QUALITY

	Quantity	Base Number	Contract	AT	Region	England
% of FP17s for the same patient ID Re-attending within 3 months - Children	87	1,633	5.3%	11.4%	12.1%	12.4%
% of FP17s for the same patient ID Re-attending within 3 months - Adults	547	3,930	13.9%	14.8%	15.9%	16.6%
% of FP17s for the same patient ID Re-attending between 3 & 9 months - Children	881	1,633	53.9%	55.6%	58.6%	57.5%
% of FP17s for the same patient ID Re-attending between 3 & 9 months - Adults	1,934	3,930	49.2%	48.1%	51.5%	50.4%
% of FP17s for Band 1 Urgent Courses	497	5,114	9.7%	8.4%	8.0%	9.1%
% of FP17s Relating to Free Repair or Replacements	47	5,114	0.9%	0.7%	0.8%	0.8%
% of FP17s Relating to Continuations	31	5,114	0.6%	1.0%	1.2%	1.3%
% of Patients satisfied with the dentistry they have received	7	8	N/A	93.2%	92.8%	92.7%
% of Patients satisfied with the time they had to wait for an appointment	7	8	N/A	87.4%	89.2%	88.8%

* This is based on patients treated on this contract for their most recent course of treatment. Figures in italics indicate the base number of FP17s or Patient Questionnaire responses are less than 100. N/A is shown where the base number of responses is less than 10 during the period. % is calculated as Quantity/Base number*100

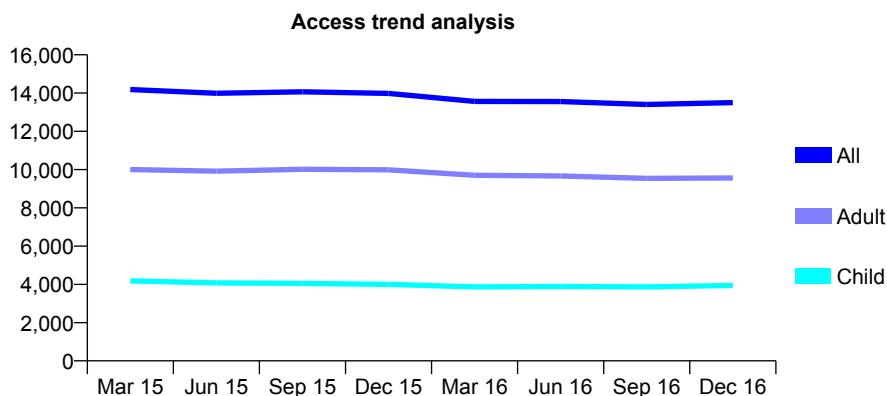
Q58 - Vital Signs At a Glance Contract Report for 182877/0001 - December 2016

Name or company name	Smileright Limited
Contract type name	GDS Contract
Purpose of contract	General
Contract start date	01/04/2011
Contract end date	

16/17 Contracted general activity (UDA)	35,830
Carry forward general activity (UDA)	258
16/17 Contracted orthodontic activity (UOA)	0
Carry forward orthodontic activity (UOA)	0
Baseline contract value	£979,278.72

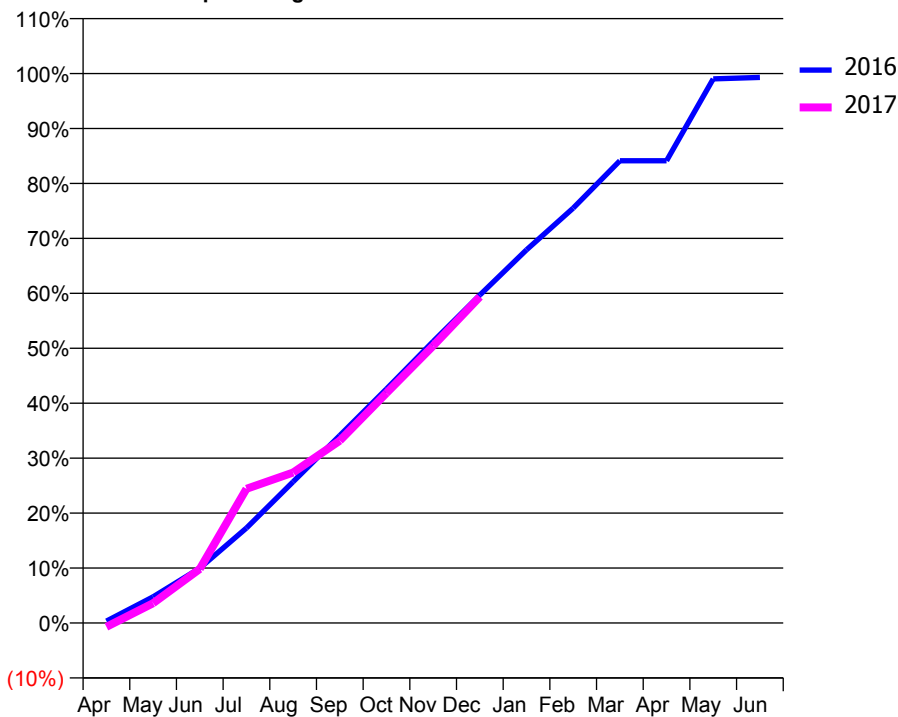
ACCESS*

Patients seen in 24 months	Total	Change since previous quarter
Quarter ending December 2015	13,985	
Quarter ending March 2016	13,563	↓
Quarter ending June 2016	13,556	→
Quarter ending September 2016	13,406	↓
Quarter ending December 2016	13,502	→
Variance since December 2015	(3.5%)	↓



ACTIVITY

Cumulative percentage of contracted UDA delivered 2016 & 2017



Month	Adjusted Scheduled Activity (UDA)	
	2016	2017
April	123	-258
May	1,709	1,293
June	3,576	3,527
July	6,192	8,755
August	9,213	9,815
September	12,232	11,893
October	15,264	14,995
November	18,358	18,075
December	21,383	21,268
January	24,329	
February	27,057	
March	30,140	
April	30,140	
May	35,479	
June	35,571	

QUALITY

	Quantity	Base Number	Contract	AT	Region	England
% of FP17s for the same patient ID Re-attending within 3 months - Children	259	4,285	6.0%	11.4%	12.1%	12.4%
% of FP17s for the same patient ID Re-attending within 3 months - Adults	863	8,766	9.8%	14.8%	15.9%	16.6%
% of FP17s for the same patient ID Re-attending between 3 & 9 months - Children	2,126	4,285	49.6%	55.6%	58.6%	57.5%
% of FP17s for the same patient ID Re-attending between 3 & 9 months - Adults	4,162	8,766	47.5%	48.1%	51.5%	50.4%
% of FP17s for Band 1 Urgent Courses	635	10,594	6.0%	8.4%	8.0%	9.1%
% of FP17s Relating to Free Repair or Replacements	71	10,594	0.7%	0.7%	0.8%	0.8%
% of FP17s Relating to Continuations	90	10,594	0.8%	1.0%	1.2%	1.3%
% of Patients satisfied with the dentistry they have received	9	9	N/A	93.2%	92.8%	92.7%
% of Patients satisfied with the time they had to wait for an appointment	8	9	N/A	87.4%	89.2%	88.8%

* This is based on patients treated on this contract for their most recent course of treatment. Figures in italics indicate the base number of FP17s or Patient Questionnaire responses are less than 100. N/A is shown where the base number of responses is less than 10 during the period. % is calculated as Quantity/Base number*100

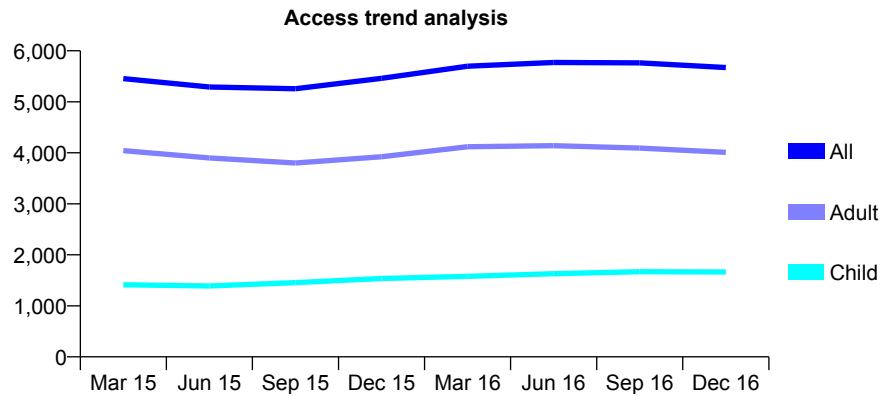
Q58 - Vital Signs At a Glance Contract Report for 183598/0001 - December 2016

Name or company name	Birchwood Dental Practice
Contract type name	GDS Contract
Purpose of contract	General
Contract start date	01/04/2010
Contract end date	

16/17 Contracted general activity (UDA)	11,894
Carry forward general activity (UDA)	-176
16/17 Contracted orthodontic activity (UOA)	0
Carry forward orthodontic activity (UOA)	0
Baseline contract value	£280,316.52

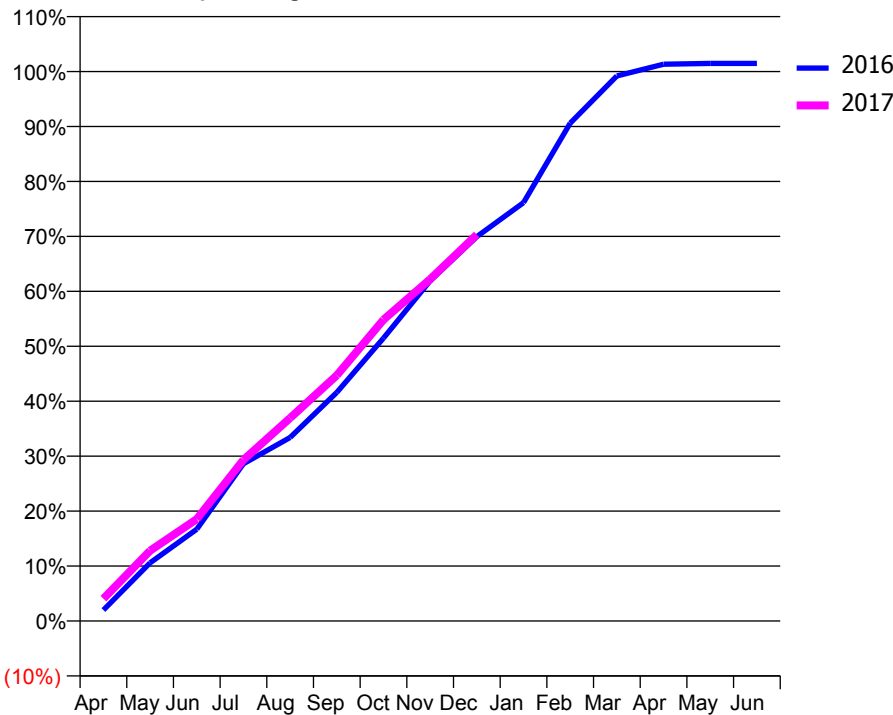
ACCESS*

Patients seen in 24 months	Total	Change since previous quarter
Quarter ending December 2015	5,460	
Quarter ending March 2016	5,698	↑
Quarter ending June 2016	5,770	→
Quarter ending September 2016	5,763	→
Quarter ending December 2016	5,673	↓
Variance since December 2015	3.9%	↑



ACTIVITY

Cumulative percentage of contracted UDA delivered 2016 & 2017



Month	Adjusted Scheduled Activity (UDA)	
	2016	2017
April	238	483
May	1,260	1,523
June	1,988	2,206
July	3,404	3,488
August	3,972	4,395
September	4,948	5,318
October	6,122	6,523
November	7,363	7,400
December	8,321	8,362
January	9,057	
February	10,776	
March	11,799	
April	12,052	
May	12,070	
June	12,070	

QUALITY

	Quantity	Base Number	Contract	AT	Region	England
% of FP17s for the same patient ID Re-attending within 3 months - Children	91	1,511	6.0%	11.4%	12.1%	12.4%
% of FP17s for the same patient ID Re-attending within 3 months - Adults	341	2,593	13.2%	14.8%	15.9%	16.6%
% of FP17s for the same patient ID Re-attending between 3 & 9 months - Children	684	1,511	45.3%	55.6%	58.6%	57.5%
% of FP17s for the same patient ID Re-attending between 3 & 9 months - Adults	904	2,593	34.9%	48.1%	51.5%	50.4%
% of FP17s for Band 1 Urgent Courses	196	3,402	5.8%	8.4%	8.0%	9.1%
% of FP17s Relating to Free Repair or Replacements	31	3,402	0.9%	0.7%	0.8%	0.8%
% of FP17s Relating to Continuations	49	3,402	1.4%	1.0%	1.2%	1.3%
% of Patients satisfied with the dentistry they have received	6	7	N/A	93.2%	92.8%	92.7%
% of Patients satisfied with the time they had to wait for an appointment	7	7	N/A	87.4%	89.2%	88.8%

* This is based on patients treated on this contract for their most recent course of treatment. Figures in italics indicate the base number of FP17s or Patient Questionnaire responses are less than 100. N/A is shown where the base number of responses is less than 10 during the period. % is calculated as Quantity/Base number*100

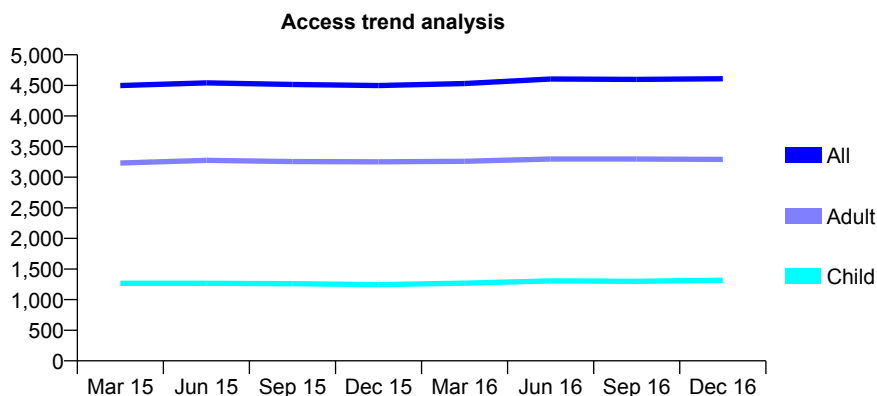
Q58 - Vital Signs At a Glance Contract Report for 186376/0001 - December 2016

Name or company name	Saxby and Doherty
Contract type name	GDS Contract
Purpose of contract	General
Contract start date	03/09/2012
Contract end date	

16/17 Contracted general activity (UDA)	14,757
Carry forward general activity (UDA)	80
16/17 Contracted orthodontic activity (UOA)	0
Carry forward orthodontic activity (UOA)	0
Baseline contract value	£299,648.93

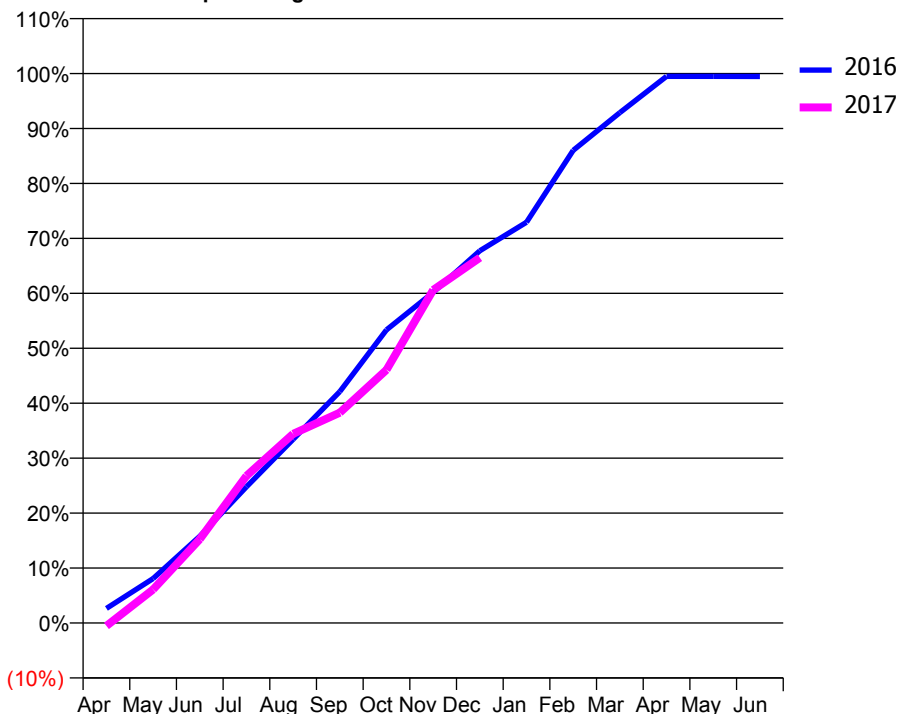
ACCESS*

Patients seen in 24 months	Total	Change since previous quarter
Quarter ending December 2015	4,497	
Quarter ending March 2016	4,531	→
Quarter ending June 2016	4,605	→
Quarter ending September 2016	4,597	→
Quarter ending December 2016	4,608	→
Variance since December 2015	2.5%	↑



ACTIVITY

Cumulative percentage of contracted UDA delivered 2016 & 2017



Month	Adjusted Scheduled Activity (UDA)	
	2016	2017
April	393	-80
May	1,194	902
June	2,331	2,252
July	3,660	3,953
August	4,933	5,080
September	6,213	5,648
October	7,872	6,798
November	8,880	8,943
December	9,995	9,810
January	10,764	
February	12,694	
March	13,708	
April	14,682	
May	14,679	
June	14,677	

QUALITY

	Quantity	Base Number	Contract	AT	Region	England
% of FP17s for the same patient ID Re-attending within 3 months - Children	135	1,791	7.5%	11.4%	12.1%	12.4%
% of FP17s for the same patient ID Re-attending within 3 months - Adults	659	4,523	14.6%	14.8%	15.9%	16.6%
% of FP17s for the same patient ID Re-attending between 3 & 9 months - Children	1,292	1,791	72.1%	55.6%	58.6%	57.5%
% of FP17s for the same patient ID Re-attending between 3 & 9 months - Adults	3,160	4,523	69.9%	48.1%	51.5%	50.4%
% of FP17s for Band 1 Urgent Courses	266	5,720	4.7%	8.4%	8.0%	9.1%
% of FP17s Relating to Free Repair or Replacements	78	5,720	1.4%	0.7%	0.8%	0.8%
% of FP17s Relating to Continuations	81	5,720	1.4%	1.0%	1.2%	1.3%
% of Patients satisfied with the dentistry they have received	8	8	N/A	93.2%	92.8%	92.7%
% of Patients satisfied with the time they had to wait for an appointment	8	8	N/A	87.4%	89.2%	88.8%

* This is based on patients treated on this contract for their most recent course of treatment. Figures in italics indicate the base number of FP17s or Patient Questionnaire responses are less than 100. N/A is shown where the base number of responses is less than 10 during the period. % is calculated as Quantity/Base number*100

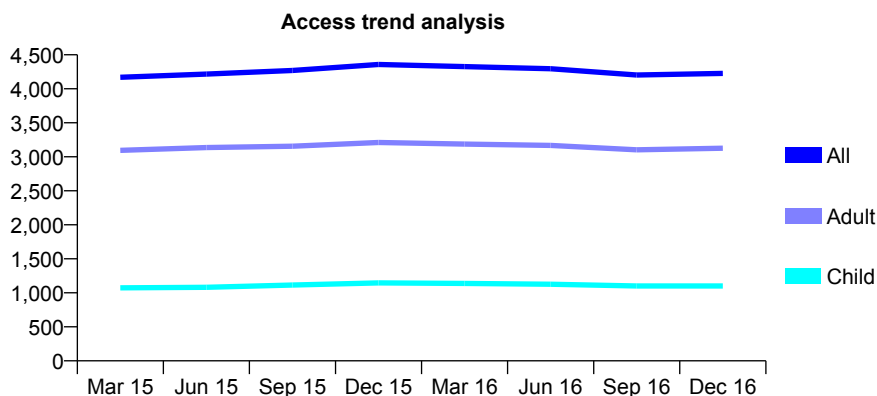
Q58 - Vital Signs At a Glance Contract Report for 186430/0001 - December 2016

Name or company name	Cherry Tree Dental Care
Contract type name	GDS Contract
Purpose of contract	General
Contract start date	01/04/2010
Contract end date	

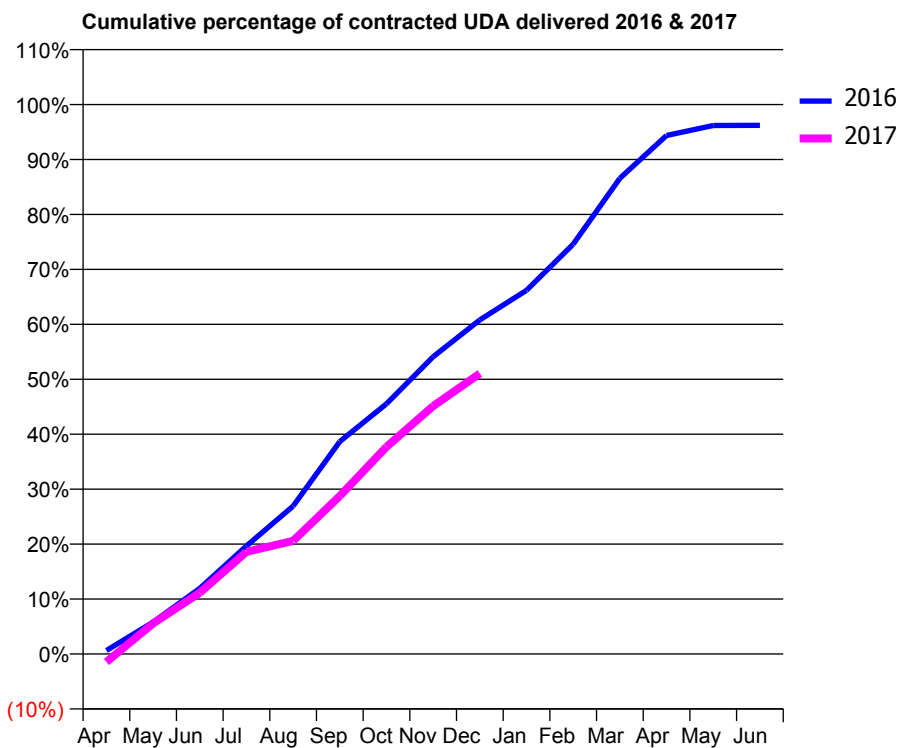
16/17 Contracted general activity (UDA)	14,000
Carry forward general activity (UDA)	532
16/17 Contracted orthodontic activity (UOA)	0
Carry forward orthodontic activity (UOA)	0
Baseline contract value	£461,805.33

ACCESS*

Patients seen in 24 months	Total	Change since previous quarter
Quarter ending December 2015	4,358	
Quarter ending March 2016	4,327	→
Quarter ending June 2016	4,295	→
Quarter ending September 2016	4,203	↓
Quarter ending December 2016	4,227	→
Variance since December 2015	(3.0%)	↓



ACTIVITY



Month	Adjusted Scheduled Activity (UDA)	
	2016	2017
April	90	-206
May	813	778
June	1,673	1,562
July	2,755	2,603
August	3,769	2,883
September	5,414	4,028
October	6,376	5,276
November	7,576	6,316
December	8,512	7,145
January	9,267	
February	10,441	
March	12,121	
April	13,212	
May	13,464	
June	13,467	

QUALITY

	Quantity	Base Number	Contract	AT	Region	England
% of FP17s for the same patient ID Re-attending within 3 months - Children	82	803	10.2%	11.4%	12.1%	12.4%
% of FP17s for the same patient ID Re-attending within 3 months - Adults	373	2,366	15.8%	14.8%	15.9%	16.6%
% of FP17s for the same patient ID Re-attending between 3 & 9 months - Children	296	803	36.9%	55.6%	58.6%	57.5%
% of FP17s for the same patient ID Re-attending between 3 & 9 months - Adults	823	2,366	34.8%	48.1%	51.5%	50.4%
% of FP17s for Band 1 Urgent Courses	414	2,884	14.4%	8.4%	8.0%	9.1%
% of FP17s Relating to Free Repair or Replacements	9	2,884	0.3%	0.7%	0.8%	0.8%
% of FP17s Relating to Continuations	48	2,884	1.7%	1.0%	1.2%	1.3%
% of Patients satisfied with the dentistry they have received	6	6	N/A	93.2%	92.8%	92.7%
% of Patients satisfied with the time they had to wait for an appointment	6	6	N/A	87.4%	89.2%	88.8%

* This is based on patients treated on this contract for their most recent course of treatment. Figures in italics indicate the base number of FP17s or Patient Questionnaire responses are less than 100. N/A is shown where the base number of responses is less than 10 during the period. % is calculated as Quantity/Base number*100

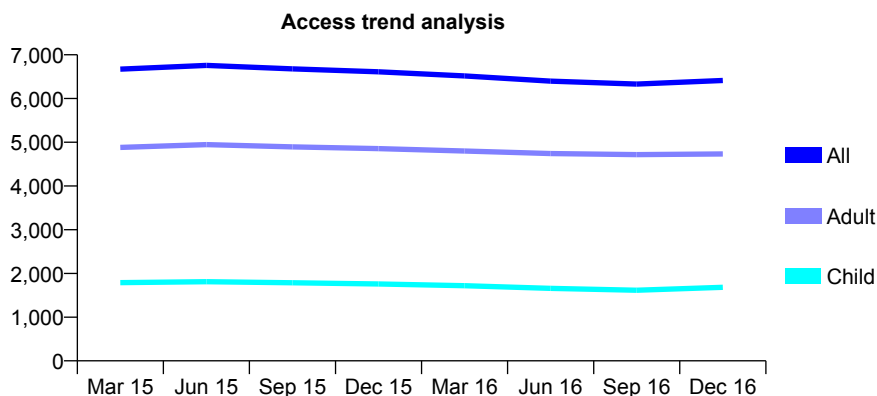
Q58 - Vital Signs At a Glance Contract Report for 186546/0001 - December 2016

Name or company name	The Partners of St Andrews Dental Practice
Contract type name	GDS Contract
Purpose of contract	General
Contract start date	01/07/2012
Contract end date	

16/17 Contracted general activity (UDA)	18,367
Carry forward general activity (UDA)	0
16/17 Contracted orthodontic activity (UOA)	0
Carry forward orthodontic activity (UOA)	0
Baseline contract value	£434,647.78

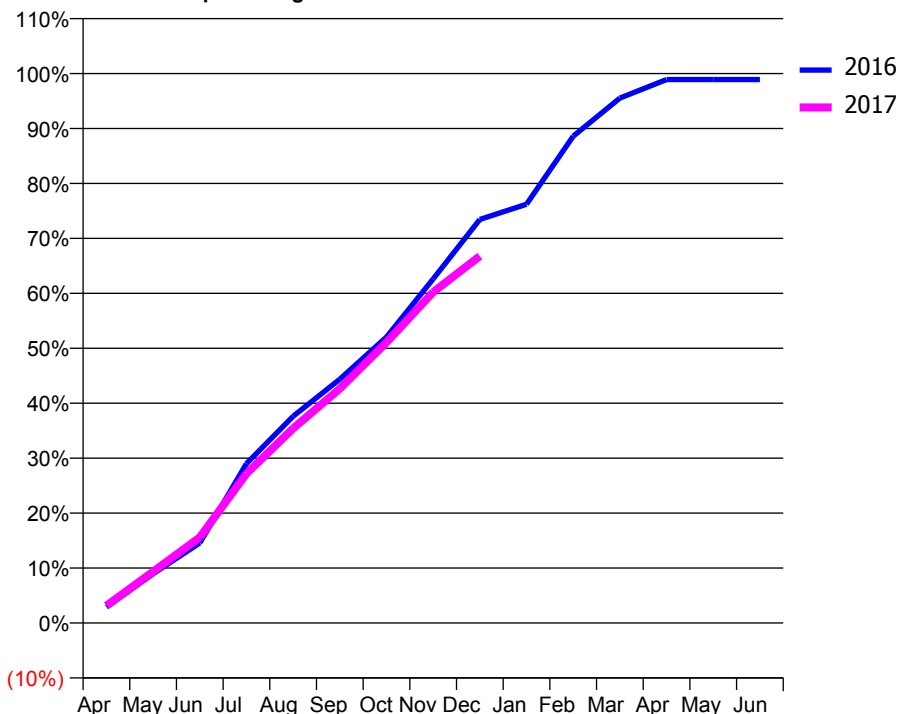
ACCESS*

Patients seen in 24 months	Total	Change since previous quarter
Quarter ending December 2015	6,611	
Quarter ending March 2016	6,517	↓
Quarter ending June 2016	6,398	↓
Quarter ending September 2016	6,330	↓
Quarter ending December 2016	6,414	→
Variance since December 2015	(3.0%)	↓



ACTIVITY

Cumulative percentage of contracted UDA delivered 2016 & 2017



Month	Adjusted Scheduled Activity (UDA)	
	2016	2017
April	534	580
May	1,649	1,718
June	2,675	2,866
July	5,330	4,995
August	6,909	6,504
September	8,150	7,835
October	9,559	9,381
November	11,500	11,059
December	13,488	12,262
January	13,995	
February	16,272	
March	17,547	
April	18,163	
May	18,164	
June	18,167	

QUALITY

	Quantity	Base Number	Contract	AT	Region	England
% of FP17s for the same patient ID Re-attending within 3 months - Children	130	1,996	6.5%	11.4%	12.1%	12.4%
% of FP17s for the same patient ID Re-attending within 3 months - Adults	645	4,923	13.1%	14.8%	15.9%	16.6%
% of FP17s for the same patient ID Re-attending between 3 & 9 months - Children	1,241	1,996	62.2%	55.6%	58.6%	57.5%
% of FP17s for the same patient ID Re-attending between 3 & 9 months - Adults	2,756	4,923	56.0%	48.1%	51.5%	50.4%
% of FP17s for Band 1 Urgent Courses	441	6,581	6.7%	8.4%	8.0%	9.1%
% of FP17s Relating to Free Repair or Replacements	42	6,581	0.6%	0.7%	0.8%	0.8%
% of FP17s Relating to Continuations	40	6,581	0.6%	1.0%	1.2%	1.3%
% of Patients satisfied with the dentistry they have received	10	11	90.9%	93.2%	92.8%	92.7%
% of Patients satisfied with the time they had to wait for an appointment	11	11	100.0%	87.4%	89.2%	88.8%

* This is based on patients treated on this contract for their most recent course of treatment. Figures in italics indicate the base number of FP17s or Patient Questionnaire responses are less than 100. N/A is shown where the base number of responses is less than 10 during the period. % is calculated as Quantity/Base number*100

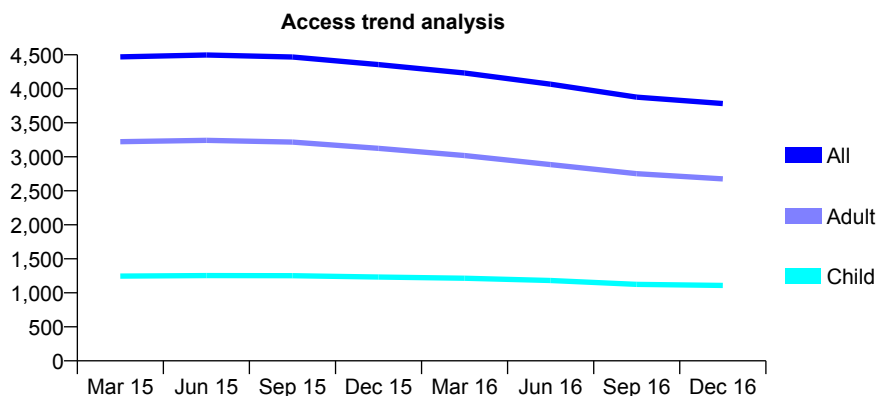
Q58 - Vital Signs At a Glance Contract Report for 187402/0001 - December 2016

Name or company name	Moopen Dental Care
Contract type name	GDS Contract
Purpose of contract	General
Contract start date	01/10/2011
Contract end date	

16/17 Contracted general activity (UDA)	14,324
Carry forward general activity (UDA)	0
16/17 Contracted orthodontic activity (UOA)	0
Carry forward orthodontic activity (UOA)	0
Baseline contract value	£373,673.24

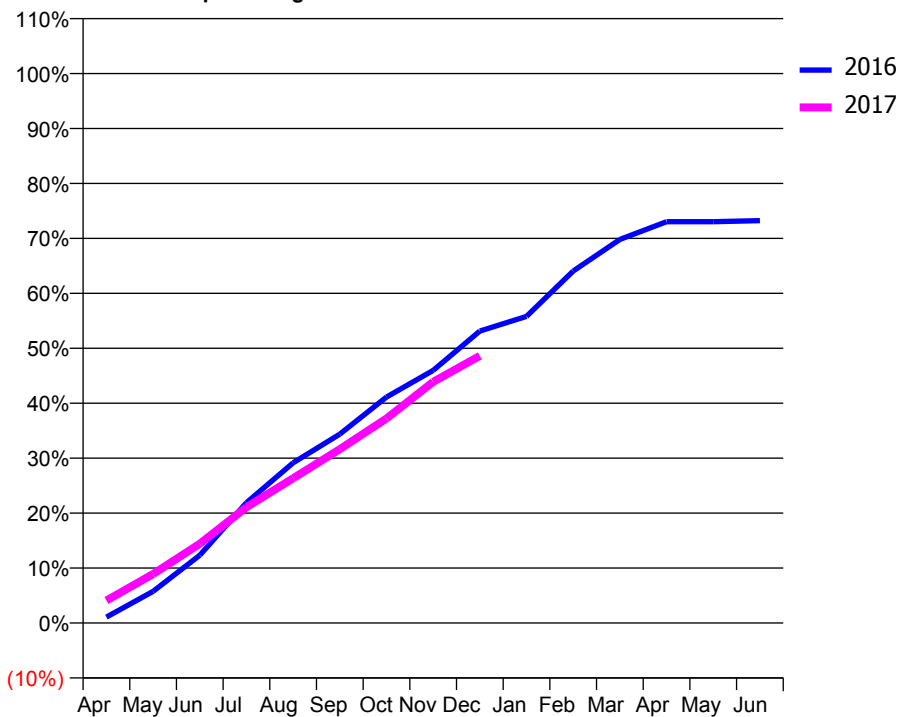
ACCESS*

Patients seen in 24 months	Total	Change since previous quarter
Quarter ending December 2015	4,356	
Quarter ending March 2016	4,233	↓
Quarter ending June 2016	4,067	↓
Quarter ending September 2016	3,877	↓
Quarter ending December 2016	3,784	↓
Variance since December 2015	(13.1%)	↓



ACTIVITY

Cumulative percentage of contracted UDA delivered 2016 & 2017



Month	Adjusted Scheduled Activity (UDA)	
	2016	2017
April	155	585
May	825	1,276
June	1,767	2,067
July	3,135	3,021
August	4,178	3,772
September	4,923	4,532
October	5,889	5,329
November	6,586	6,286
December	7,611	6,965
January	7,994	
February	9,176	
March	9,998	
April	10,462	
May	10,462	
June	10,487	

QUALITY

	Quantity	Base Number	Contract	AT	Region	England
% of FP17s for the same patient ID Re-attending within 3 months - Children	74	1,053	7.0%	11.4%	12.1%	12.4%
% of FP17s for the same patient ID Re-attending within 3 months - Adults	378	2,473	15.3%	14.8%	15.9%	16.6%
% of FP17s for the same patient ID Re-attending between 3 & 9 months - Children	503	1,053	47.8%	55.6%	58.6%	57.5%
% of FP17s for the same patient ID Re-attending between 3 & 9 months - Adults	1,139	2,473	46.1%	48.1%	51.5%	50.4%
% of FP17s for Band 1 Urgent Courses	328	3,308	9.9%	8.4%	8.0%	9.1%
% of FP17s Relating to Free Repair or Replacements	8	3,308	0.2%	0.7%	0.8%	0.8%
% of FP17s Relating to Continuations	38	3,308	1.1%	1.0%	1.2%	1.3%
% of Patients satisfied with the dentistry they have received	3	4	N/A	93.2%	92.8%	92.7%
% of Patients satisfied with the time they had to wait for an appointment	3	4	N/A	87.4%	89.2%	88.8%

* This is based on patients treated on this contract for their most recent course of treatment. Figures in italics indicate the base number of FP17s or Patient Questionnaire responses are less than 100. N/A is shown where the base number of responses is less than 10 during the period. % is calculated as Quantity/Base number*100

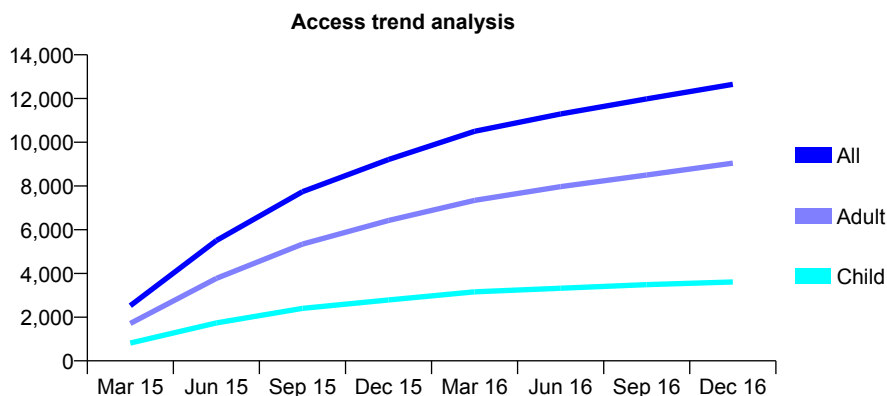
Q58 - Vital Signs At a Glance Contract Report for 187402/0003 - December 2016

Name or company name	Moopen Dental Care
Contract type name	GDS Contract
Purpose of contract	General and Orthodontic
Contract start date	01/02/2015
Contract end date	

16/17 Contracted general activity (UDA)	44,871
Carry forward general activity (UDA)	0
16/17 Contracted orthodontic activity (UOA)	2,926
Carry forward orthodontic activity (UOA)	0
Baseline contract value	£1,398,573.89

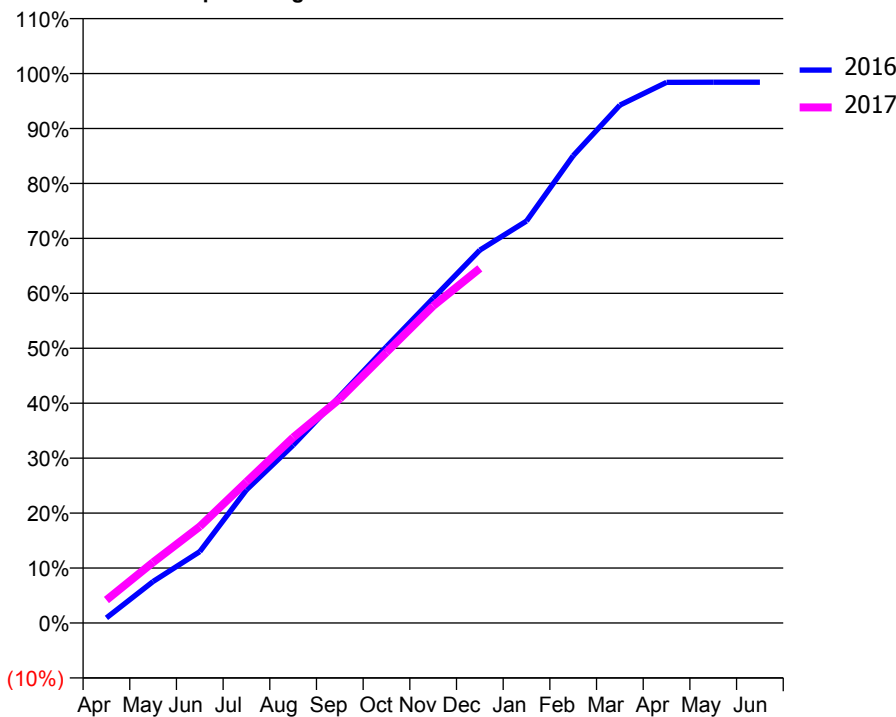
ACCESS*

Patients seen in 24 months	Total	Change since previous quarter
Quarter ending December 2015	9,207	
Quarter ending March 2016	10,500	↑
Quarter ending June 2016	11,293	↑
Quarter ending September 2016	11,984	↑
Quarter ending December 2016	12,651	↑
Variance since December 2015	37.4%	↑



ACTIVITY

Cumulative percentage of contracted UDA delivered 2016 & 2017



Month	Adjusted Scheduled Activity (UDA)	
	2016	2017
April	421	1,882
May	3,382	4,959
June	5,824	7,881
July	10,857	11,531
August	14,501	15,152
September	18,506	18,314
October	22,537	22,106
November	26,483	25,885
December	30,414	28,955
January	32,785	
February	38,107	
March	42,236	
April	44,089	
May	44,099	
June	44,103	

QUALITY

	Quantity	Base Number	Contract	AT	Region	England
% of FP17s for the same patient ID Re-attending within 3 months - Children	761	4,053	18.8%	11.4%	12.1%	12.4%
% of FP17s for the same patient ID Re-attending within 3 months - Adults	1,254	7,959	15.8%	14.8%	15.9%	16.6%
% of FP17s for the same patient ID Re-attending between 3 & 9 months - Children	2,016	4,053	49.7%	55.6%	58.6%	57.5%
% of FP17s for the same patient ID Re-attending between 3 & 9 months - Adults	3,742	7,959	47.0%	48.1%	51.5%	50.4%
% of FP17s for Band 1 Urgent Courses	613	10,964	5.6%	8.4%	8.0%	9.1%
% of FP17s Relating to Free Repair or Replacements	241	10,964	2.2%	0.7%	0.8%	0.8%
% of FP17s Relating to Continuations	111	10,964	1.0%	1.0%	1.2%	1.3%
% of Patients satisfied with the dentistry they have received	7	7	N/A	93.2%	92.8%	92.7%
% of Patients satisfied with the time they had to wait for an appointment	7	7	N/A	87.4%	89.2%	88.8%

* This is based on patients treated on this contract for their most recent course of treatment. Figures in italics indicate the base number of FP17s or Patient Questionnaire responses are less than 100. N/A is shown where the base number of responses is less than 10 during the period. % is calculated as Quantity/Base number*100

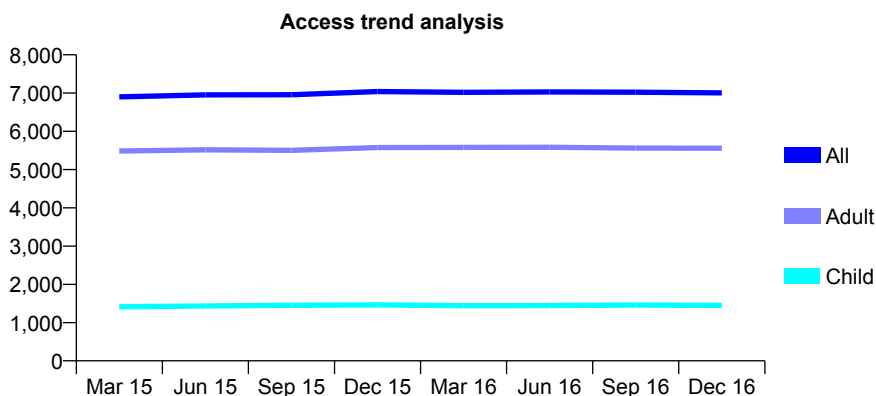
Q58 - Vital Signs At a Glance Contract Report for 187550/0001 - December 2016

Name or company name	Alexander House Dental Practice
Contract type name	GDS Contract
Purpose of contract	General
Contract start date	01/01/2011
Contract end date	

16/17 Contracted general activity (UDA)	16,000
Carry forward general activity (UDA)	41
16/17 Contracted orthodontic activity (UOA)	0
Carry forward orthodontic activity (UOA)	0
Baseline contract value	£408,162.84

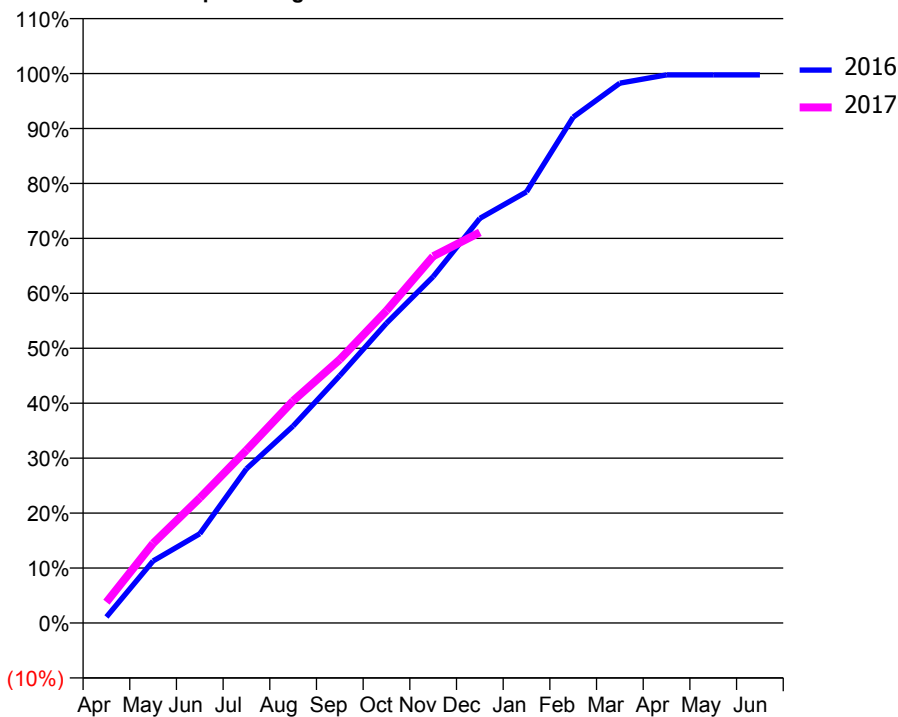
ACCESS*

Patients seen in 24 months	Total	Change since previous quarter
Quarter ending December 2015	7,038	
Quarter ending March 2016	7,019	→
Quarter ending June 2016	7,029	→
Quarter ending September 2016	7,021	→
Quarter ending December 2016	7,006	→
Variance since December 2015	(0.5%)	→



ACTIVITY

Cumulative percentage of contracted UDA delivered 2016 & 2017



Month	Adjusted Scheduled Activity (UDA)	
	2016	2017
April	175	607
May	1,807	2,319
June	2,599	3,639
July	4,491	5,033
August	5,736	6,472
September	7,205	7,673
October	8,730	9,096
November	10,085	10,681
December	11,784	11,375
January	12,553	
February	14,728	
March	15,720	
April	15,961	
May	15,959	
June	15,959	

QUALITY

	Quantity	Base Number	Contract	AT	Region	England
% of FP17s for the same patient ID Re-attending within 3 months - Children	60	1,650	3.6%	11.4%	12.1%	12.4%
% of FP17s for the same patient ID Re-attending within 3 months - Adults	569	5,566	10.2%	14.8%	15.9%	16.6%
% of FP17s for the same patient ID Re-attending between 3 & 9 months - Children	1,151	1,650	69.8%	55.6%	58.6%	57.5%
% of FP17s for the same patient ID Re-attending between 3 & 9 months - Adults	3,430	5,566	61.6%	48.1%	51.5%	50.4%
% of FP17s for Band 1 Urgent Courses	477	7,057	6.8%	8.4%	8.0%	9.1%
% of FP17s Relating to Free Repair or Replacements	33	7,057	0.5%	0.7%	0.8%	0.8%
% of FP17s Relating to Continuations	23	7,057	0.3%	1.0%	1.2%	1.3%
% of Patients satisfied with the dentistry they have received	6	6	N/A	93.2%	92.8%	92.7%
% of Patients satisfied with the time they had to wait for an appointment	6	6	N/A	87.4%	89.2%	88.8%

* This is based on patients treated on this contract for their most recent course of treatment. Figures in italics indicate the base number of FP17s or Patient Questionnaire responses are less than 100. N/A is shown where the base number of responses is less than 10 during the period. % is calculated as Quantity/Base number*100

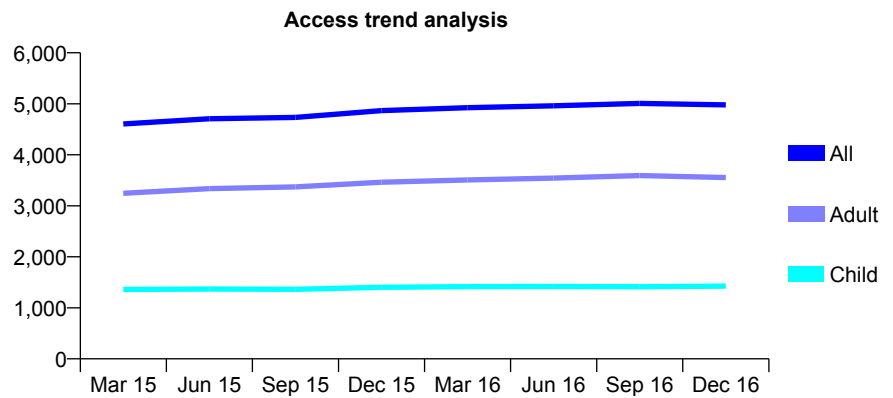
Q58 - Vital Signs At a Glance Contract Report for 188662/0001 - December 2016

Name or company name	Ashwell Dental Surgery Limited
Contract type name	GDS Contract
Purpose of contract	General
Contract start date	01/04/2010
Contract end date	

16/17 Contracted general activity (UDA)	11,432
Carry forward general activity (UDA)	-29
16/17 Contracted orthodontic activity (UOA)	0
Carry forward orthodontic activity (UOA)	0
Baseline contract value	£295,315.82

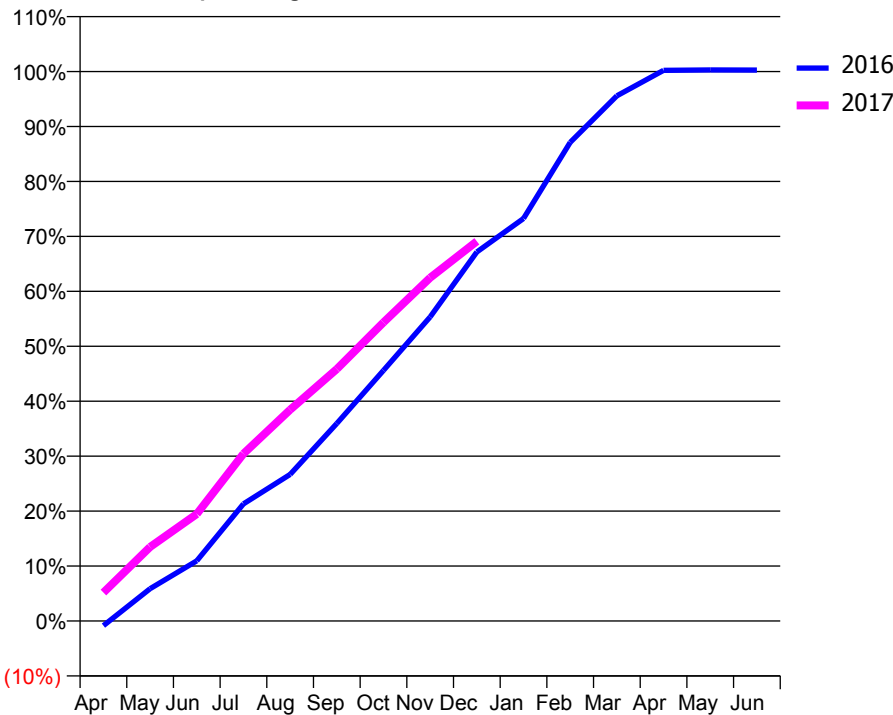
ACCESS*

Patients seen in 24 months	Total	Change since previous quarter
Quarter ending December 2015	4,867	
Quarter ending March 2016	4,923	→
Quarter ending June 2016	4,961	→
Quarter ending September 2016	5,008	→
Quarter ending December 2016	4,979	→
Variance since December 2015	2.3%	↑



ACTIVITY

Cumulative percentage of contracted UDA delivered 2016 & 2017



Month	Adjusted Scheduled Activity (UDA)	
	2016	2017
April	-100	592
May	672	1,541
June	1,253	2,226
July	2,438	3,480
August	3,050	4,395
September	4,110	5,242
October	5,215	6,213
November	6,327	7,143
December	7,679	7,900
January	8,375	
February	9,957	
March	10,925	
April	11,457	
May	11,465	
June	11,462	

QUALITY

	Quantity	Base Number	Contract	AT	Region	England
% of FP17s for the same patient ID Re-attending within 3 months - Children	111	1,528	7.3%	11.4%	12.1%	12.4%
% of FP17s for the same patient ID Re-attending within 3 months - Adults	431	3,476	12.4%	14.8%	15.9%	16.6%
% of FP17s for the same patient ID Re-attending between 3 & 9 months - Children	940	1,528	61.5%	55.6%	58.6%	57.5%
% of FP17s for the same patient ID Re-attending between 3 & 9 months - Adults	1,807	3,476	52.0%	48.1%	51.5%	50.4%
% of FP17s for Band 1 Urgent Courses	369	4,716	7.8%	8.4%	8.0%	9.1%
% of FP17s Relating to Free Repair or Replacements	47	4,716	1.0%	0.7%	0.8%	0.8%
% of FP17s Relating to Continuations	9	4,716	0.2%	1.0%	1.2%	1.3%
% of Patients satisfied with the dentistry they have received	5	5	N/A	93.2%	92.8%	92.7%
% of Patients satisfied with the time they had to wait for an appointment	5	5	N/A	87.4%	89.2%	88.8%

* This is based on patients treated on this contract for their most recent course of treatment. Figures in italics indicate the base number of FP17s or Patient Questionnaire responses are less than 100. N/A is shown where the base number of responses is less than 10 during the period. % is calculated as Quantity/Base number*100

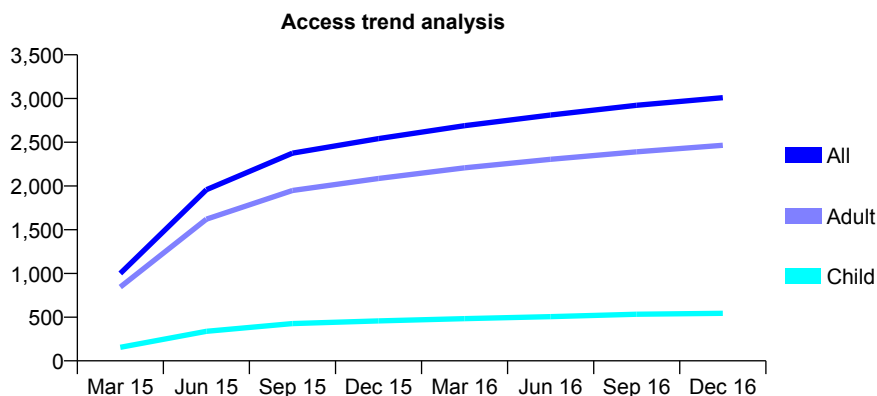
Q58 - Vital Signs At a Glance Contract Report for 192961/0002 - December 2016

Name or company name	Mrs P Hadj-Bagheri, Mr M Eyrumlu and Mr
Contract type name	GDS Contract
Purpose of contract	General
Contract start date	01/12/2014
Contract end date	

16/17 Contracted general activity (UDA)	9,743
Carry forward general activity (UDA)	-194
16/17 Contracted orthodontic activity (UOA)	0
Carry forward orthodontic activity (UOA)	0
Baseline contract value	£232,340.56

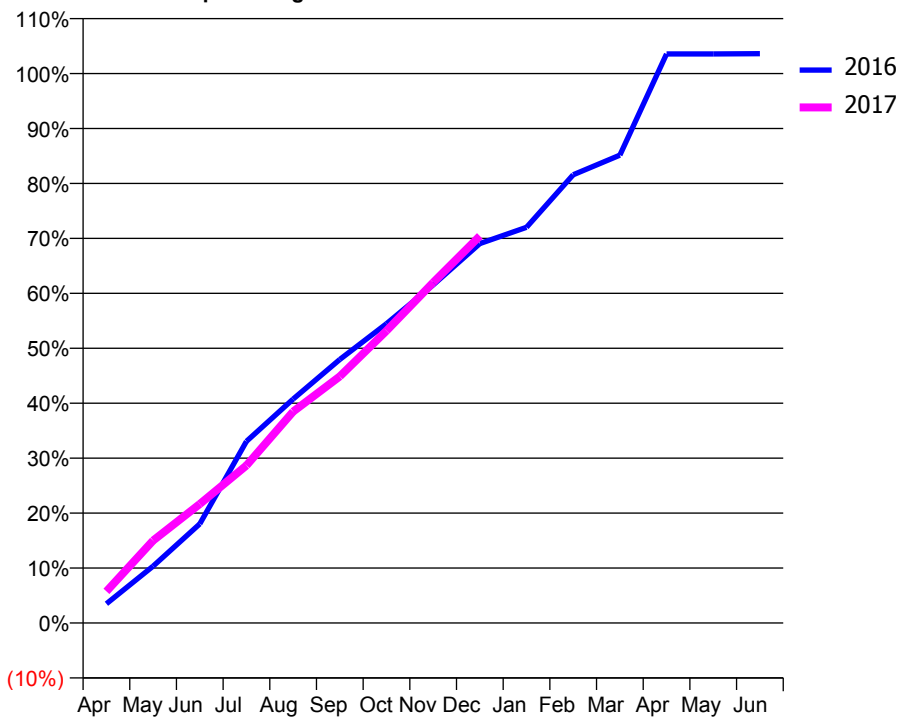
ACCESS*

Patients seen in 24 months	Total	Change since previous quarter
Quarter ending December 2015	2,542	
Quarter ending March 2016	2,690	↑
Quarter ending June 2016	2,811	↑
Quarter ending September 2016	2,923	↑
Quarter ending December 2016	3,010	↑
Variance since December 2015	18.4%	↑



ACTIVITY

Cumulative percentage of contracted UDA delivered 2016 & 2017



Month	Adjusted Scheduled Activity (UDA)	
	2016	2017
April	341	561
May	1,008	1,462
June	1,758	2,111
July	3,222	2,793
August	3,970	3,749
September	4,674	4,374
October	5,307	5,182
November	5,996	6,036
December	6,728	6,862
January	7,015	
February	7,948	
March	8,296	
April	10,091	
May	10,091	
June	10,094	

QUALITY

	Quantity	Base Number	Contract	AT	Region	England
% of FP17s for the same patient ID Re-attending within 3 months - Children	51	737	6.9%	11.4%	12.1%	12.4%
% of FP17s for the same patient ID Re-attending within 3 months - Adults	482	3,293	14.6%	14.8%	15.9%	16.6%
% of FP17s for the same patient ID Re-attending between 3 & 9 months - Children	397	737	53.9%	55.6%	58.6%	57.5%
% of FP17s for the same patient ID Re-attending between 3 & 9 months - Adults	1,985	3,293	60.3%	48.1%	51.5%	50.4%
% of FP17s for Band 1 Urgent Courses	244	3,265	7.5%	8.4%	8.0%	9.1%
% of FP17s Relating to Free Repair or Replacements	76	3,265	2.3%	0.7%	0.8%	0.8%
% of FP17s Relating to Continuations	66	3,265	2.0%	1.0%	1.2%	1.3%
% of Patients satisfied with the dentistry they have received	4	4	N/A	93.2%	92.8%	92.7%
% of Patients satisfied with the time they had to wait for an appointment	3	4	N/A	87.4%	89.2%	88.8%

* This is based on patients treated on this contract for their most recent course of treatment. Figures in italics indicate the base number of FP17s or Patient Questionnaire responses are less than 100. N/A is shown where the base number of responses is less than 10 during the period. % is calculated as Quantity/Base number*100

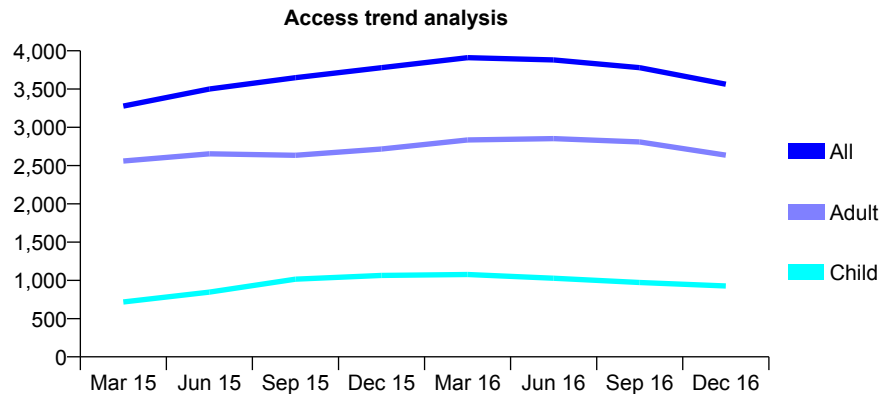
Q58 - Vital Signs At a Glance Contract Report for 193534/0001 - December 2016

Name or company name	Community Dental Services CIC
Contract type name	PDS Contract
Purpose of contract	General
Contract start date	01/04/2011
Contract end date	31/03/2021

16/17 Contracted general activity (UDA)	13,170
Carry forward general activity (UDA)	0
16/17 Contracted orthodontic activity (UOA)	0
Carry forward orthodontic activity (UOA)	0
Baseline contract value	£360,353.91

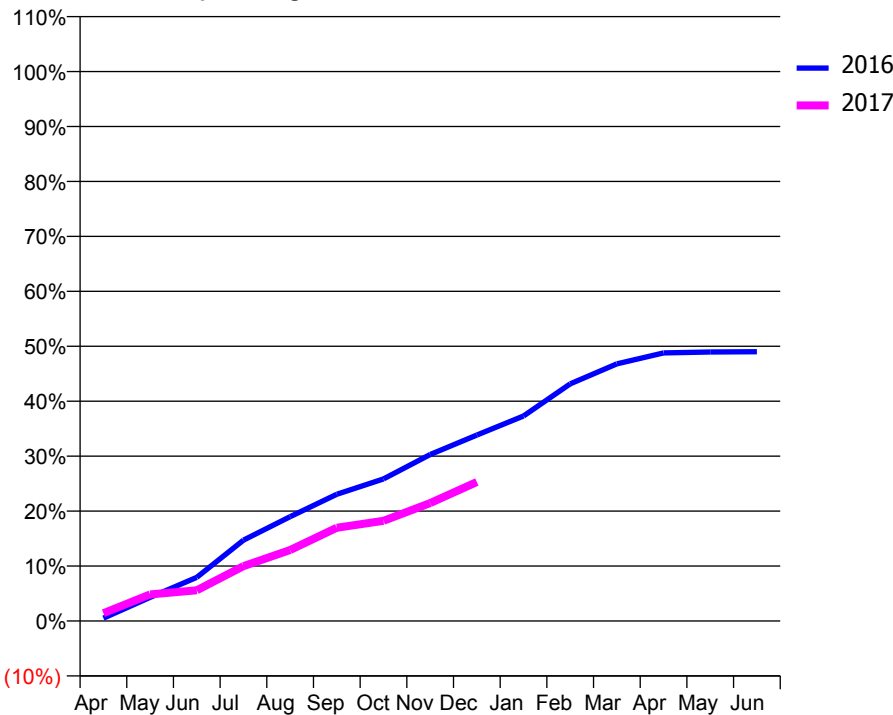
ACCESS*

Patients seen in 24 months	Total	Change since previous quarter
Quarter ending December 2015	3,780	
Quarter ending March 2016	3,911	↑
Quarter ending June 2016	3,880	→
Quarter ending September 2016	3,780	↓
Quarter ending December 2016	3,563	↓
Variance since December 2015	(5.7%)	↓



ACTIVITY

Cumulative percentage of contracted UDA delivered 2016 & 2017



Month	Adjusted Scheduled Activity (UDA)	
	2016	2017
April	69	186
May	568	636
June	1,048	738
July	1,939	1,316
August	2,499	1,701
September	3,038	2,235
October	3,404	2,401
November	3,991	2,828
December	4,457	3,333
January	4,912	
February	5,683	
March	6,164	
April	6,426	
May	6,447	
June	6,454	

QUALITY

	Quantity	Base Number	Contract	AT	Region	England
% of FP17s for the same patient ID Re-attending within 3 months - Children	52	827	6.3%	11.4%	12.1%	12.4%
% of FP17s for the same patient ID Re-attending within 3 months - Adults	186	1,796	10.4%	14.8%	15.9%	16.6%
% of FP17s for the same patient ID Re-attending between 3 & 9 months - Children	324	827	39.2%	55.6%	58.6%	57.5%
% of FP17s for the same patient ID Re-attending between 3 & 9 months - Adults	573	1,796	31.9%	48.1%	51.5%	50.4%
% of FP17s for Band 1 Urgent Courses	399	1,706	23.4%	8.4%	8.0%	9.1%
% of FP17s Relating to Free Repair or Replacements	7	1,706	0.4%	0.7%	0.8%	0.8%
% of FP17s Relating to Continuations	12	1,706	0.7%	1.0%	1.2%	1.3%
% of Patients satisfied with the dentistry they have received	4	4	N/A	93.2%	92.8%	92.7%
% of Patients satisfied with the time they had to wait for an appointment	3	4	N/A	87.4%	89.2%	88.8%

* This is based on patients treated on this contract for their most recent course of treatment. Figures in italics indicate the base number of FP17s or Patient Questionnaire responses are less than 100. N/A is shown where the base number of responses is less than 10 during the period. % is calculated as Quantity/Base number*100

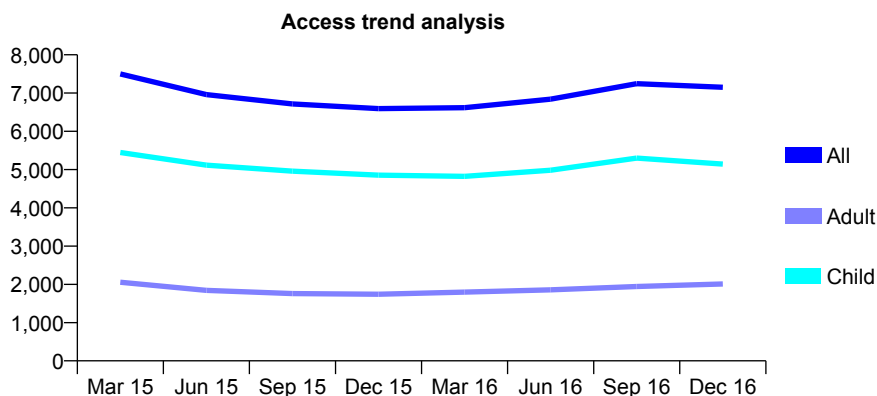
Q58 - Vital Signs At a Glance Contract Report for 193534/0002 - December 2016

Name or company name	Community Dental Services CIC
Contract type name	PDS Contract
Purpose of contract	General
Contract start date	01/04/2011
Contract end date	31/03/2021

16/17 Contracted general activity (UDA)	18,917
Carry forward general activity (UDA)	0
16/17 Contracted orthodontic activity (UOA)	0
Carry forward orthodontic activity (UOA)	0
Baseline contract value	£2,329,085.89

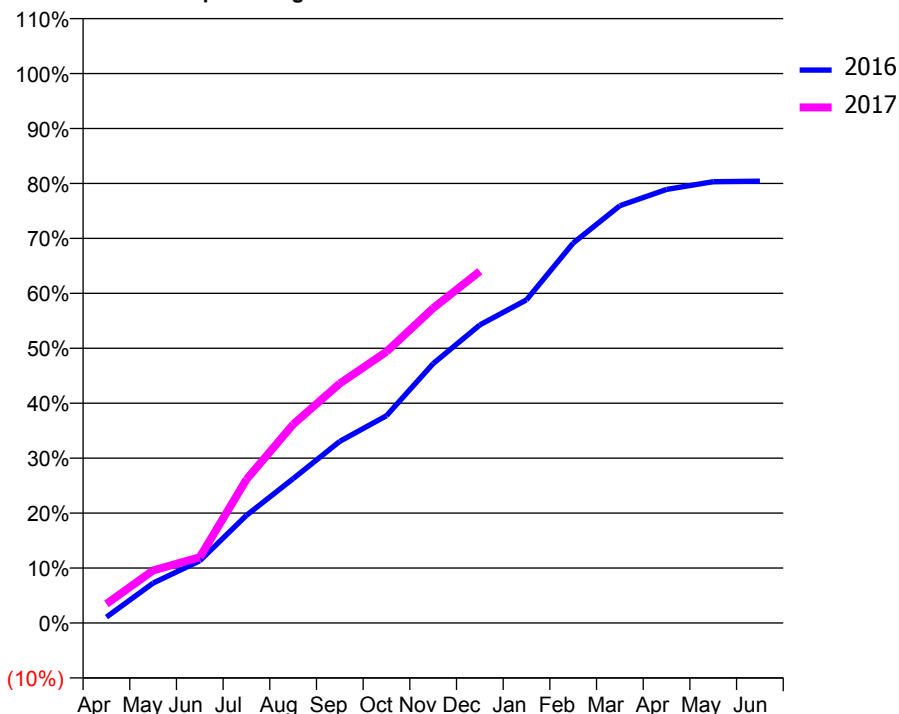
ACCESS*

Patients seen in 24 months	Total	Change since previous quarter
Quarter ending December 2015	6,594	
Quarter ending March 2016	6,619	→
Quarter ending June 2016	6,840	↑
Quarter ending September 2016	7,246	↑
Quarter ending December 2016	7,151	↓
Variance since December 2015	8.4%	↑



ACTIVITY

Cumulative percentage of contracted UDA delivered 2016 & 2017



Month	Adjusted Scheduled Activity (UDA)	
	2016	2017
April	205	657
May	1,374	1,811
June	2,140	2,268
July	3,707	4,943
August	4,971	6,836
September	6,254	8,247
October	7,136	9,340
November	8,930	10,841
December	10,263	12,109
January	11,123	
February	13,082	
March	14,367	
April	14,928	
May	15,193	
June	15,210	

QUALITY

	Quantity	Base Number	Contract	AT	Region	England
% of FP17s for the same patient ID Re-attending within 3 months - Children	366	5,918	6.2%	11.4%	12.1%	12.4%
% of FP17s for the same patient ID Re-attending within 3 months - Adults	168	1,809	9.3%	14.8%	15.9%	16.6%
% of FP17s for the same patient ID Re-attending between 3 & 9 months - Children	2,232	5,918	37.7%	55.6%	58.6%	57.5%
% of FP17s for the same patient ID Re-attending between 3 & 9 months - Adults	465	1,809	25.7%	48.1%	51.5%	50.4%
% of FP17s for Band 1 Urgent Courses	368	6,876	5.4%	8.4%	8.0%	9.1%
% of FP17s Relating to Free Repair or Replacements	3	6,876	0.0%	0.7%	0.8%	0.8%
% of FP17s Relating to Continuations	115	6,876	1.7%	1.0%	1.2%	1.3%
% of Patients satisfied with the dentistry they have received	3	3	N/A	93.2%	92.8%	92.7%
% of Patients satisfied with the time they had to wait for an appointment	2	3	N/A	87.4%	89.2%	88.8%

* This is based on patients treated on this contract for their most recent course of treatment. Figures in italics indicate the base number of FP17s or Patient Questionnaire responses are less than 100. N/A is shown where the base number of responses is less than 10 during the period. % is calculated as Quantity/Base number*100

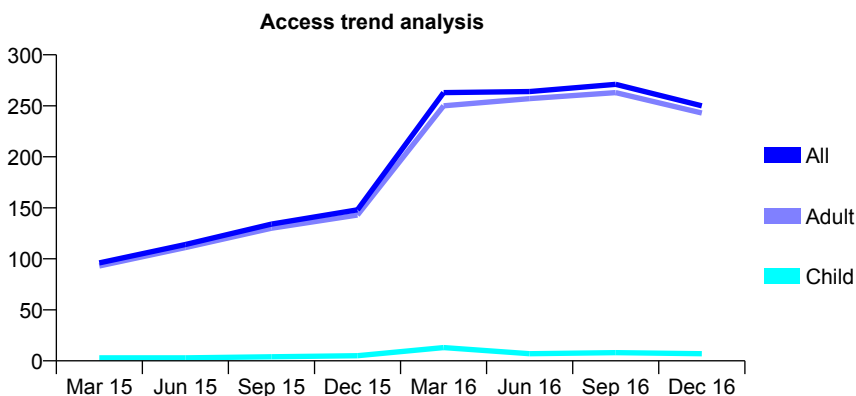
Q58 - Vital Signs At a Glance Contract Report for 193534/0003 - December 2016

Name or company name	Community Dental Services CIC
Contract type name	PDS Contract
Purpose of contract	General
Contract start date	01/04/2011
Contract end date	31/03/2021

16/17 Contracted general activity (UDA)	1,090
Carry forward general activity (UDA)	0
16/17 Contracted orthodontic activity (UOA)	0
Carry forward orthodontic activity (UOA)	0
Baseline contract value	£146,451.06

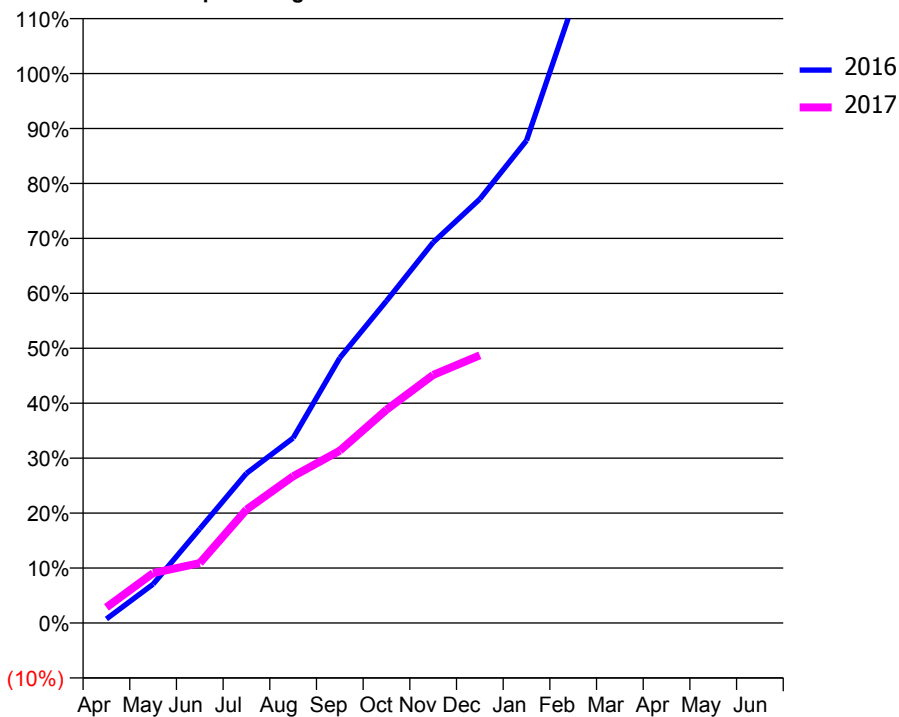
ACCESS*

Patients seen in 24 months	Total	Change since previous quarter
Quarter ending December 2015	148	
Quarter ending March 2016	263	↑
Quarter ending June 2016	264	→
Quarter ending September 2016	271	↑
Quarter ending December 2016	250	↓
Variance since December 2015	68.9%	↑



ACTIVITY

Cumulative percentage of contracted UDA delivered 2016 & 2017



Month	Adjusted Scheduled Activity (UDA)	
	2016	2017
April	8	31
May	77	99
June	187	119
July	297	225
August	367	291
September	526	342
October	639	423
November	755	492
December	841	531
January	957	
February	1,228	
March	1,367	
April	1,521	
May	1,521	
June	1,521	

QUALITY

	Quantity	Base Number	Contract	AT	Region	England
% of FP17s for the same patient ID Re-attending within 3 months - Children	0	15	0.0%	11.4%	12.1%	12.4%
% of FP17s for the same patient ID Re-attending within 3 months - Adults	8	290	2.8%	14.8%	15.9%	16.6%
% of FP17s for the same patient ID Re-attending between 3 & 9 months - Children	1	15	6.7%	55.6%	58.6%	57.5%
% of FP17s for the same patient ID Re-attending between 3 & 9 months - Adults	4	290	1.4%	48.1%	51.5%	50.4%
% of FP17s for Band 1 Urgent Courses	0	227	0.0%	8.4%	8.0%	9.1%
% of FP17s Relating to Free Repair or Replacements	0	227	0.0%	0.7%	0.8%	0.8%
% of FP17s Relating to Continuations	1	227	0.4%	1.0%	1.2%	1.3%
% of Patients satisfied with the dentistry they have received	0	0	N/A	93.2%	92.8%	92.7%
% of Patients satisfied with the time they had to wait for an appointment	0	0	N/A	87.4%	89.2%	88.8%

* This is based on patients treated on this contract for their most recent course of treatment. Figures in italics indicate the base number of FP17s or Patient Questionnaire responses are less than 100. N/A is shown where the base number of responses is less than 10 during the period. % is calculated as Quantity/Base number*100

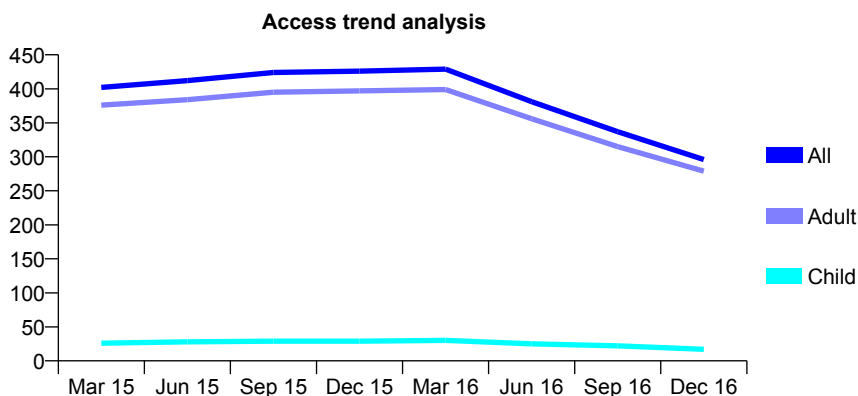
Q58 - Vital Signs At a Glance Contract Report for 193534/0004 - December 2016

Name or company name	Community Dental Services CIC
Contract type name	PDS Contract
Purpose of contract	General
Contract start date	01/04/2011
Contract end date	31/03/2021

16/17 Contracted general activity (UDA)	740
Carry forward general activity (UDA)	0
16/17 Contracted orthodontic activity (UOA)	0
Carry forward orthodontic activity (UOA)	0
Baseline contract value	£79,601.99

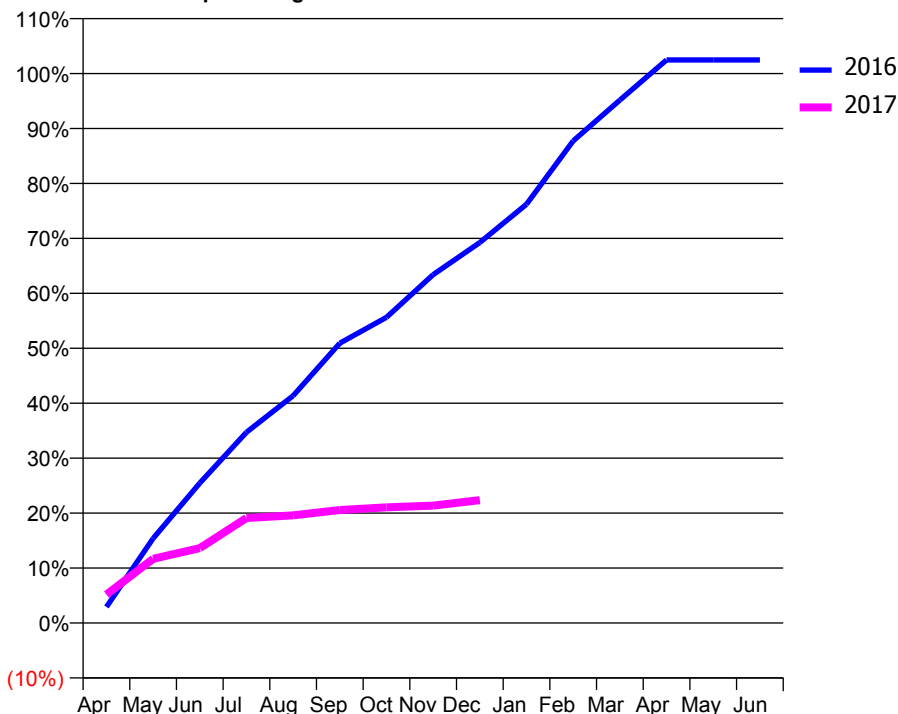
ACCESS*

Patients seen in 24 months	Total	Change since previous quarter
Quarter ending December 2015	426	
Quarter ending March 2016	429	→
Quarter ending June 2016	381	↓
Quarter ending September 2016	337	↓
Quarter ending December 2016	296	↓
Variance since December 2015	(30.5%)	↓



ACTIVITY

Cumulative percentage of contracted UDA delivered 2016 & 2017



Month	Adjusted Scheduled Activity (UDA)	
	2016	2017
April	22	38
May	114	86
June	188	101
July	257	141
August	306	145
September	377	152
October	412	156
November	469	158
December	512	165
January	564	
February	649	
March	704	
April	758	
May	758	
June	758	

QUALITY

	Quantity	Base Number	Contract	AT	Region	England
% of FP17s for the same patient ID Re-attending within 3 months - Children	0	13	0.0%	11.4%	12.1%	12.4%
% of FP17s for the same patient ID Re-attending within 3 months - Adults	1	176	0.6%	14.8%	15.9%	16.6%
% of FP17s for the same patient ID Re-attending between 3 & 9 months - Children	0	13	0.0%	55.6%	58.6%	57.5%
% of FP17s for the same patient ID Re-attending between 3 & 9 months - Adults	0	176	0.0%	48.1%	51.5%	50.4%
% of FP17s for Band 1 Urgent Courses	137	140	97.9%	8.4%	8.0%	9.1%
% of FP17s Relating to Free Repair or Replacements	0	140	0.0%	0.7%	0.8%	0.8%
% of FP17s Relating to Continuations	0	140	0.0%	1.0%	1.2%	1.3%
% of Patients satisfied with the dentistry they have received	0	0	N/A	93.2%	92.8%	92.7%
% of Patients satisfied with the time they had to wait for an appointment	0	0	N/A	87.4%	89.2%	88.8%

* This is based on patients treated on this contract for their most recent course of treatment. Figures in italics indicate the base number of FP17s or Patient Questionnaire responses are less than 100. N/A is shown where the base number of responses is less than 10 during the period. % is calculated as Quantity/Base number*100

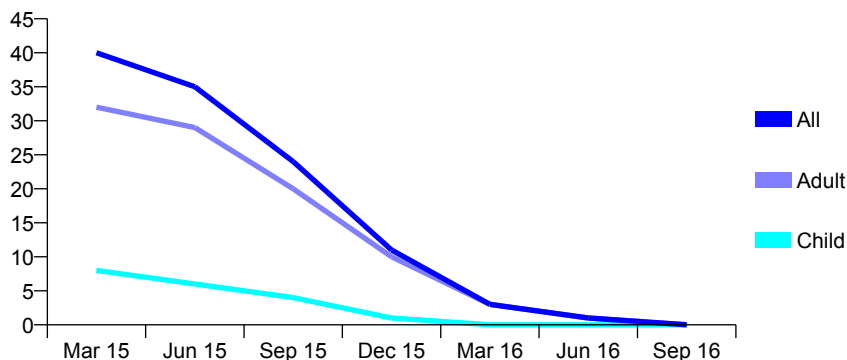
Q58 - Vital Signs At a Glance Contract Report for 193534/0010 - December 2016

Name or company name	Community Dental Services CIC
Contract type name	PDS Contract
Purpose of contract	General
Contract start date	01/04/2012
Contract end date	

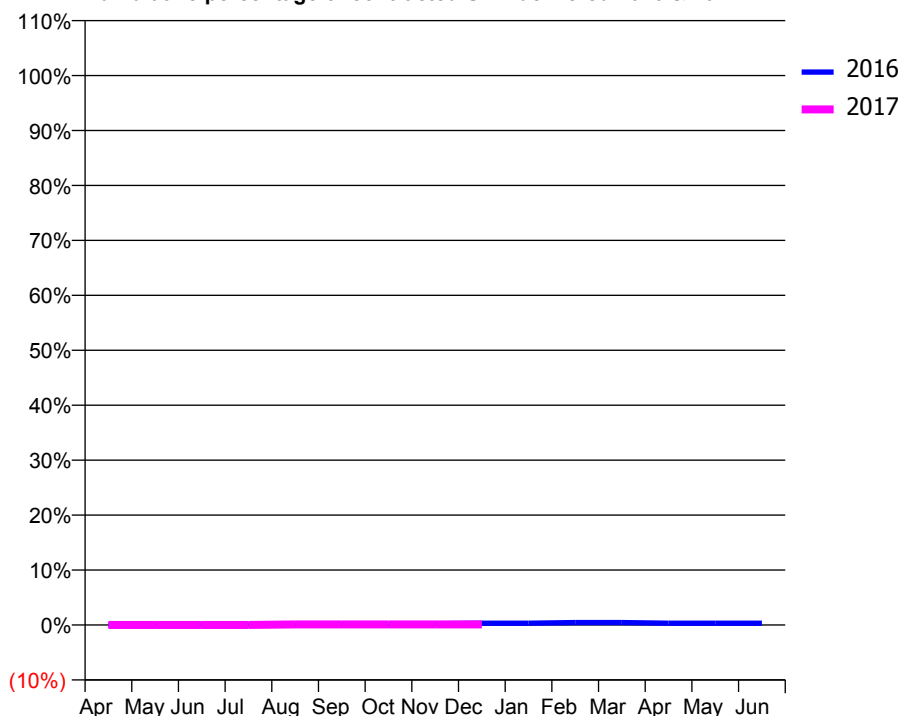
16/17 Contracted general activity (UDA)	2,700
Carry forward general activity (UDA)	0
16/17 Contracted orthodontic activity (UOA)	0
Carry forward orthodontic activity (UOA)	0
Baseline contract value	£373,255.81

ACCESS*

Patients seen in 24 months	Total	Change since previous quarter
Quarter ending December 2015	11	
Quarter ending March 2016	3	↓
Quarter ending June 2016	1	↓
Quarter ending September 2016	0	
Quarter ending December 2016	0	
Variance since December 2015	N/A	

Access trend analysis


ACTIVITY

Cumulative percentage of contracted UDA delivered 2016 & 2017


Month	Adjusted Scheduled Activity (UDA)	
	2016	2017
April	0	0
May	0	0
June	0	0
July	0	0
August	0	3
September	0	3
October	0	3
November	6	3
December	9	3
January	9	
February	12	
March	12	
April	9	
May	9	
June	9	

QUALITY

	Quantity	Base Number	Contract	AT	Region	England
% of FP17s for the same patient ID Re-attending within 3 months - Children	0	0	N/A	11.4%	12.1%	12.4%
% of FP17s for the same patient ID Re-attending within 3 months - Adults	0	1	0.0%	14.8%	15.9%	16.6%
% of FP17s for the same patient ID Re-attending between 3 & 9 months - Children	0	0	N/A	55.6%	58.6%	57.5%
% of FP17s for the same patient ID Re-attending between 3 & 9 months - Adults	0	1	0.0%	48.1%	51.5%	50.4%
% of FP17s for Band 1 Urgent Courses	0	1	0.0%	8.4%	8.0%	9.1%
% of FP17s Relating to Free Repair or Replacements	0	1	0.0%	0.7%	0.8%	0.8%
% of FP17s Relating to Continuations	0	1	0.0%	1.0%	1.2%	1.3%
% of Patients satisfied with the dentistry they have received	0	0	N/A	93.2%	92.8%	92.7%
% of Patients satisfied with the time they had to wait for an appointment	0	0	N/A	87.4%	89.2%	88.8%

* This is based on patients treated on this contract for their most recent course of treatment. Figures in italics indicate the base number of FP17s or Patient Questionnaire responses are less than 100. N/A is shown where the base number of responses is less than 10 during the period. % is calculated as Quantity/Base number*100

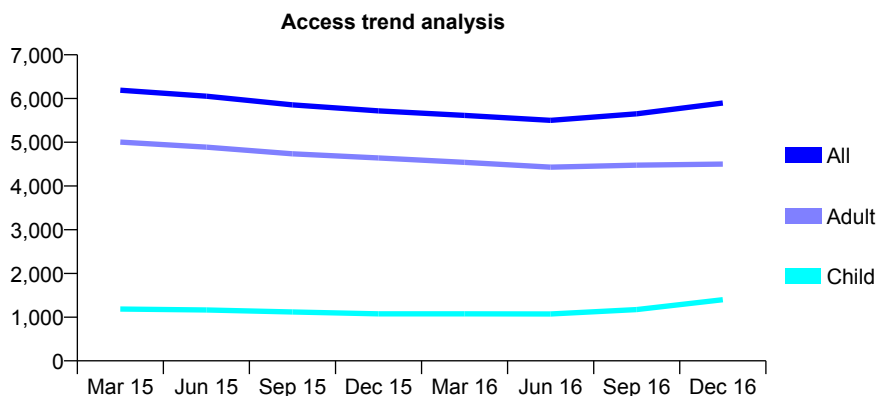
Q58 - Vital Signs At a Glance Contract Report for 196630/0001 - December 2016

Name or company name	Cedar Road Dental Practice
Contract type name	GDS Contract
Purpose of contract	General
Contract start date	01/04/2006
Contract end date	

16/17 Contracted general activity (UDA)	14,190
Carry forward general activity (UDA)	0
16/17 Contracted orthodontic activity (UOA)	0
Carry forward orthodontic activity (UOA)	0
Baseline contract value	£374,143.73

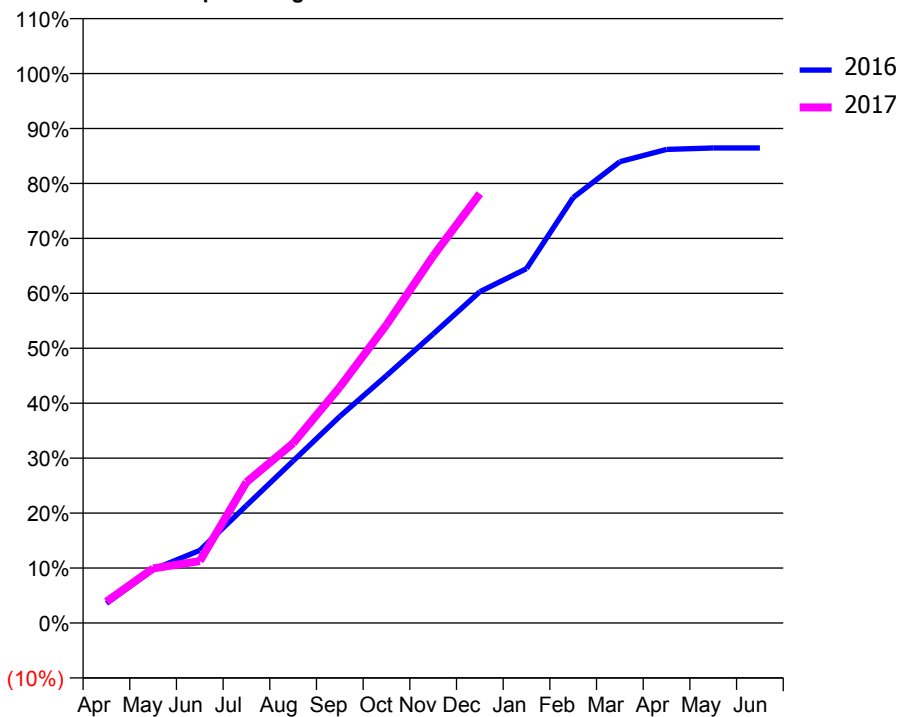
ACCESS*

Patients seen in 24 months	Total	Change since previous quarter
Quarter ending December 2015	5,716	
Quarter ending March 2016	5,615	↓
Quarter ending June 2016	5,501	↓
Quarter ending September 2016	5,651	↑
Quarter ending December 2016	5,897	↑
Variance since December 2015	3.2%	↑



ACTIVITY

Cumulative percentage of contracted UDA delivered 2016 & 2017



Month	Adjusted Scheduled Activity (UDA)	
	2016	2017
April	506	552
May	1,384	1,409
June	1,875	1,600
July	3,035	3,637
August	4,186	4,643
September	5,337	6,095
October	6,388	7,700
November	7,464	9,478
December	8,554	11,085
January	9,150	
February	10,988	
March	11,913	
April	12,228	
May	12,269	
June	12,269	

QUALITY

	Quantity	Base Number	Contract	AT	Region	England
% of FP17s for the same patient ID Re-attending within 3 months - Children	90	1,573	5.7%	11.4%	12.1%	12.4%
% of FP17s for the same patient ID Re-attending within 3 months - Adults	612	4,804	12.7%	14.8%	15.9%	16.6%
% of FP17s for the same patient ID Re-attending between 3 & 9 months - Children	738	1,573	46.9%	55.6%	58.6%	57.5%
% of FP17s for the same patient ID Re-attending between 3 & 9 months - Adults	2,638	4,804	54.9%	48.1%	51.5%	50.4%
% of FP17s for Band 1 Urgent Courses	357	5,540	6.4%	8.4%	8.0%	9.1%
% of FP17s Relating to Free Repair or Replacements	66	5,540	1.2%	0.7%	0.8%	0.8%
% of FP17s Relating to Continuations	43	5,540	0.8%	1.0%	1.2%	1.3%
% of Patients satisfied with the dentistry they have received	5	5	N/A	93.2%	92.8%	92.7%
% of Patients satisfied with the time they had to wait for an appointment	5	5	N/A	87.4%	89.2%	88.8%

* This is based on patients treated on this contract for their most recent course of treatment. Figures in italics indicate the base number of FP17s or Patient Questionnaire responses are less than 100. N/A is shown where the base number of responses is less than 10 during the period. % is calculated as Quantity/Base number*100

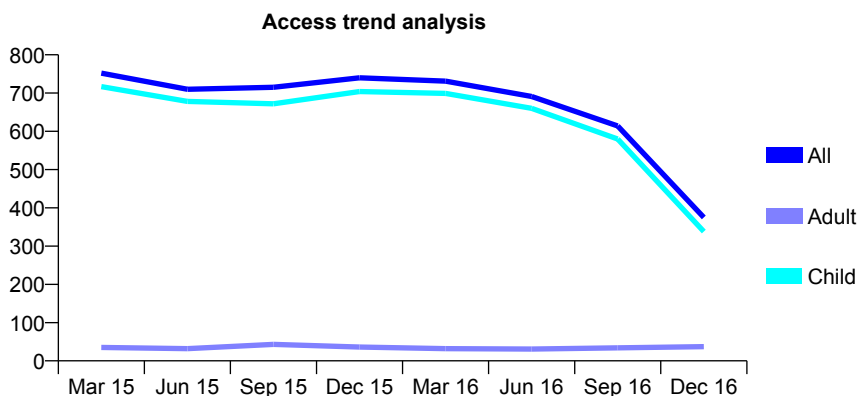
Q58 - Vital Signs At a Glance Contract Report for 196630/0003 - December 2016

Name or company name	Cedar Road Dental Practice
Contract type name	GDS Contract
Purpose of contract	General
Contract start date	01/04/2006
Contract end date	

16/17 Contracted general activity (UDA)	2,250
Carry forward general activity (UDA)	0
16/17 Contracted orthodontic activity (UOA)	0
Carry forward orthodontic activity (UOA)	0
Baseline contract value	£82,195.70

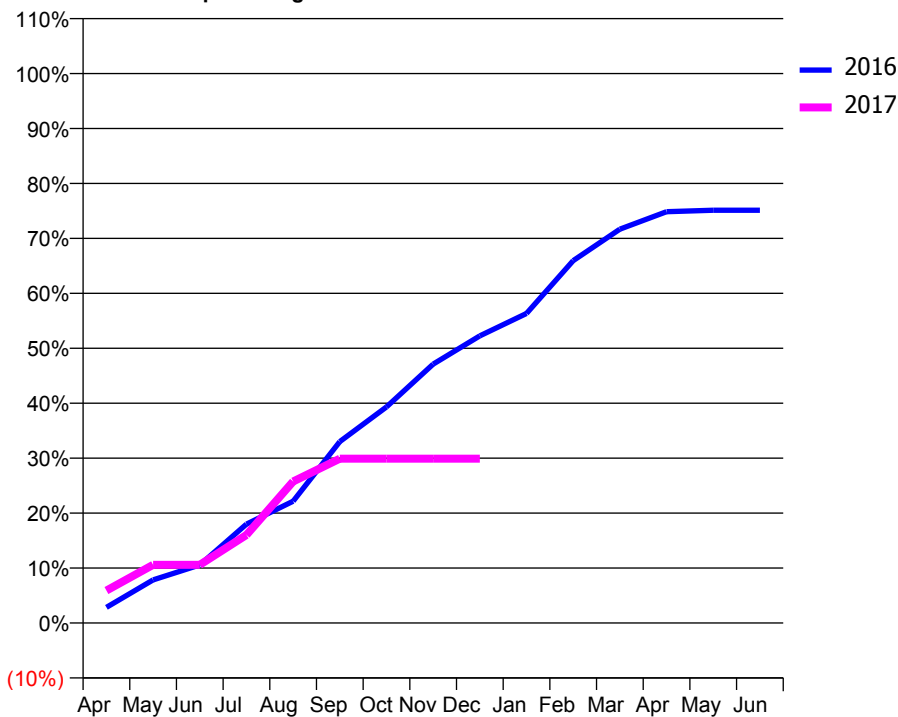
ACCESS*

Patients seen in 24 months	Total	Change since previous quarter
Quarter ending December 2015	740	
Quarter ending March 2016	731	↓
Quarter ending June 2016	691	↓
Quarter ending September 2016	614	↓
Quarter ending December 2016	375	↓
Variance since December 2015	(49.3%)	↓



ACTIVITY

Cumulative percentage of contracted UDA delivered 2016 & 2017



Month	Adjusted Scheduled Activity (UDA)	
	2016	2017
April	64	133
May	176	238
June	238	238
July	405	361
August	499	580
September	743	673
October	885	673
November	1,060	673
December	1,176	673
January	1,268	
February	1,484	
March	1,612	
April	1,684	
May	1,690	
June	1,690	

QUALITY

	Quantity	Base Number	Contract	AT	Region	England
% of FP17s for the same patient ID Re-attending within 3 months - Children	33	517	6.4%	11.4%	12.1%	12.4%
% of FP17s for the same patient ID Re-attending within 3 months - Adults	0	0	N/A	14.8%	15.9%	16.6%
% of FP17s for the same patient ID Re-attending between 3 & 9 months - Children	360	517	69.6%	55.6%	58.6%	57.5%
% of FP17s for the same patient ID Re-attending between 3 & 9 months - Adults	0	0	N/A	48.1%	51.5%	50.4%
% of FP17s for Band 1 Urgent Courses	4	455	0.9%	8.4%	8.0%	9.1%
% of FP17s Relating to Free Repair or Replacements	0	455	0.0%	0.7%	0.8%	0.8%
% of FP17s Relating to Continuations	0	455	0.0%	1.0%	1.2%	1.3%
% of Patients satisfied with the dentistry they have received	0	0	N/A	93.2%	92.8%	92.7%
% of Patients satisfied with the time they had to wait for an appointment	0	0	N/A	87.4%	89.2%	88.8%

* This is based on patients treated on this contract for their most recent course of treatment. Figures in italics indicate the base number of FP17s or Patient Questionnaire responses are less than 100. N/A is shown where the base number of responses is less than 10 during the period. % is calculated as Quantity/Base number*100

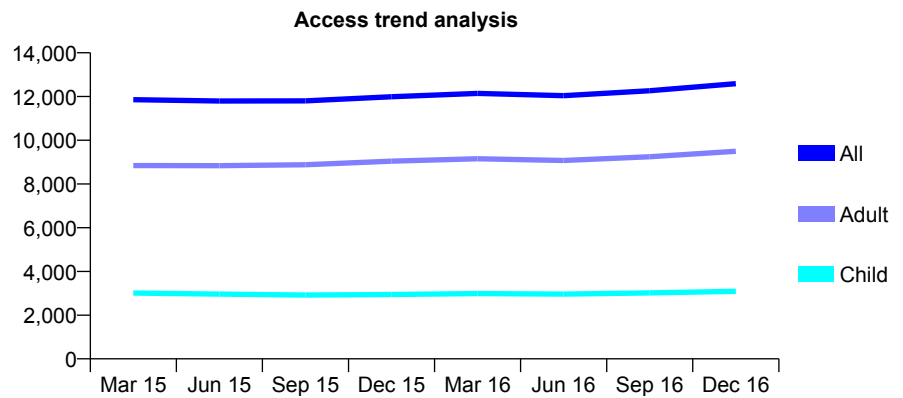
Q58 - Vital Signs At a Glance Contract Report for 197874/0001 - December 2016

Name or company name	Oradi Ltd
Contract type name	Pilot Contract
Purpose of contract	General and Orthodontic
Contract start date	01/04/2008
Contract end date	

16/17 Contracted general activity (UDA)	47,659
Carry forward general activity (UDA)	0
16/17 Contracted orthodontic activity (UOA)	1,768
Carry forward orthodontic activity (UOA)	0
Baseline contract value	£1,391,200.28

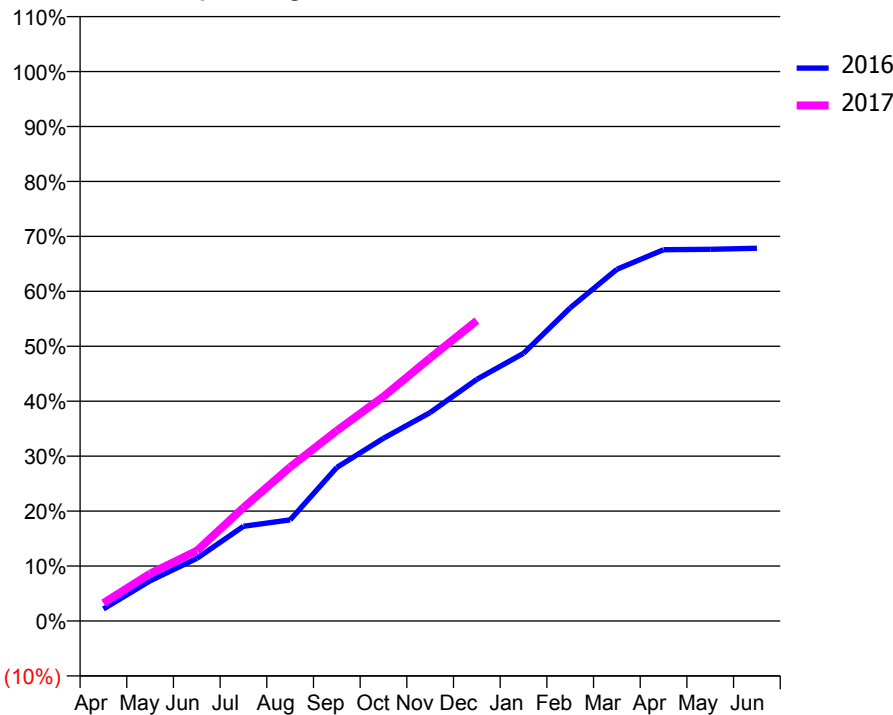
ACCESS*

Patients seen in 24 months	Total	Change since previous quarter
Quarter ending December 2015	11,991	
Quarter ending March 2016	12,142	→
Quarter ending June 2016	12,037	→
Quarter ending September 2016	12,264	→
Quarter ending December 2016	12,587	↑
Variance since December 2015	5.0%	↑



ACTIVITY

Cumulative percentage of contracted UDA delivered 2016 & 2017



Month	Adjusted Scheduled Activity (UDA)	
	2016	2017
April	1,047	1,551
May	3,489	4,107
June	5,426	6,084
July	8,220	9,840
August	8,772	13,355
September	13,318	16,507
October	15,846	19,466
November	18,085	22,818
December	20,960	26,053
January	23,215	
February	27,157	
March	30,507	
April	32,201	
May	32,239	
June	32,328	

QUALITY

	Quantity	Base Number	Contract	AT	Region	England
% of FP17s for the same patient ID Re-attending within 3 months - Children	369	3,762	9.8%	11.4%	12.1%	12.4%
% of FP17s for the same patient ID Re-attending within 3 months - Adults	1,487	10,425	14.3%	14.8%	15.9%	16.6%
% of FP17s for the same patient ID Re-attending between 3 & 9 months - Children	2,339	3,762	62.2%	55.6%	58.6%	57.5%
% of FP17s for the same patient ID Re-attending between 3 & 9 months - Adults	6,012	10,425	57.7%	48.1%	51.5%	50.4%
% of FP17s for Band 1 Urgent Courses	554	13,078	4.2%	8.4%	8.0%	9.1%
% of FP17s Relating to Free Repair or Replacements	150	13,078	1.1%	0.7%	0.8%	0.8%
% of FP17s Relating to Continuations	132	13,078	1.0%	1.0%	1.2%	1.3%
% of Patients satisfied with the dentistry they have received	8	10	80.0%	93.2%	92.8%	92.7%
% of Patients satisfied with the time they had to wait for an appointment	8	10	80.0%	87.4%	89.2%	88.8%

* This is based on patients treated on this contract for their most recent course of treatment. Figures in italics indicate the base number of FP17s or Patient Questionnaire responses are less than 100. N/A is shown where the base number of responses is less than 10 during the period. % is calculated as Quantity/Base number*100

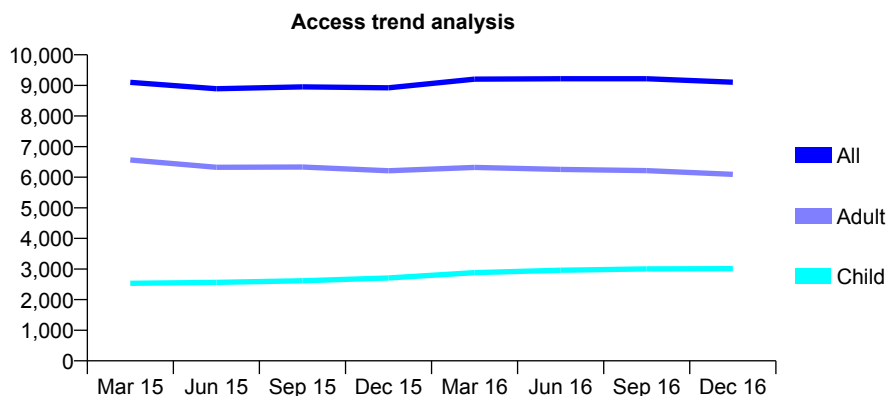
Q58 - Vital Signs At a Glance Contract Report for 198900/0001 - December 2016

Name or company name	MARAH Limited
Contract type name	GDS Contract
Purpose of contract	General
Contract start date	01/12/2011
Contract end date	

16/17 Contracted general activity (UDA)	21,838
Carry forward general activity (UDA)	322
16/17 Contracted orthodontic activity (UOA)	0
Carry forward orthodontic activity (UOA)	0
Baseline contract value	£609,069.56

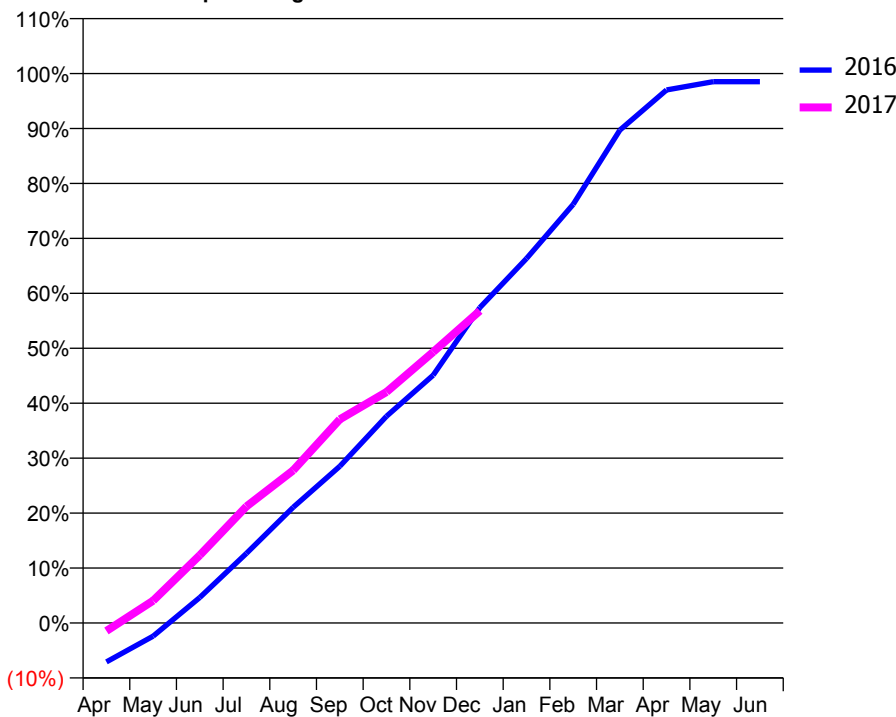
ACCESS*

Patients seen in 24 months	Total	Change since previous quarter
Quarter ending December 2015	8,921	
Quarter ending March 2016	9,203	↑
Quarter ending June 2016	9,216	→
Quarter ending September 2016	9,217	→
Quarter ending December 2016	9,106	↓
Variance since December 2015	2.1%	↑



ACTIVITY

Cumulative percentage of contracted UDA delivered 2016 & 2017



Month	Adjusted Scheduled Activity (UDA)	
	2016	2017
April	-1,551	-322
May	-525	888
June	1,017	2,697
July	2,769	4,634
August	4,597	6,067
September	6,232	8,096
October	8,218	9,182
November	9,849	10,769
December	12,538	12,408
January	14,488	
February	16,638	
March	19,589	
April	21,183	
May	21,511	
June	21,515	

QUALITY

	Quantity	Base Number	Contract	AT	Region	England
% of FP17s for the same patient ID Re-attending within 3 months - Children	328	3,174	10.3%	11.4%	12.1%	12.4%
% of FP17s for the same patient ID Re-attending within 3 months - Adults	662	4,893	13.5%	14.8%	15.9%	16.6%
% of FP17s for the same patient ID Re-attending between 3 & 9 months - Children	1,819	3,174	57.3%	55.6%	58.6%	57.5%
% of FP17s for the same patient ID Re-attending between 3 & 9 months - Adults	2,515	4,893	51.4%	48.1%	51.5%	50.4%
% of FP17s for Band 1 Urgent Courses	361	6,684	5.4%	8.4%	8.0%	9.1%
% of FP17s Relating to Free Repair or Replacements	37	6,684	0.6%	0.7%	0.8%	0.8%
% of FP17s Relating to Continuations	122	6,684	1.8%	1.0%	1.2%	1.3%
% of Patients satisfied with the dentistry they have received	7	7	N/A	93.2%	92.8%	92.7%
% of Patients satisfied with the time they had to wait for an appointment	7	7	N/A	87.4%	89.2%	88.8%

* This is based on patients treated on this contract for their most recent course of treatment. Figures in italics indicate the base number of FP17s or Patient Questionnaire responses are less than 100. N/A is shown where the base number of responses is less than 10 during the period. % is calculated as Quantity/Base number*100

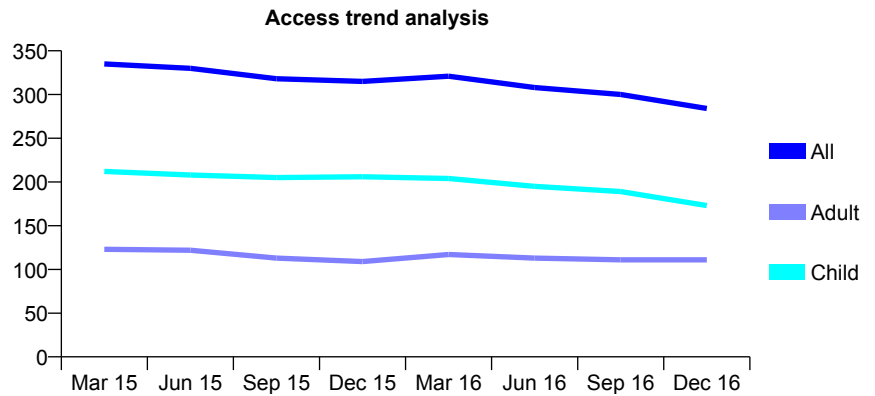
Q58 - Vital Signs At a Glance Contract Report for 201162/0003 - December 2016

Name or company name	MR JG MCKEON
Contract type name	GDS Contract
Purpose of contract	General
Contract start date	01/04/2010
Contract end date	

16/17 Contracted general activity (UDA)	550
Carry forward general activity (UDA)	1
16/17 Contracted orthodontic activity (UOA)	0
Carry forward orthodontic activity (UOA)	0
Baseline contract value	£15,194.87

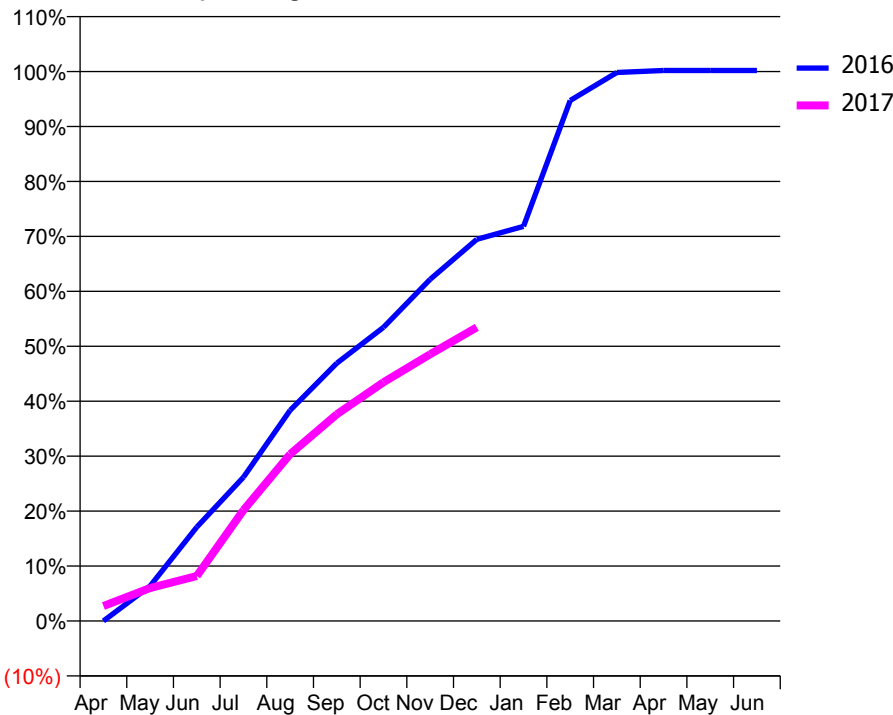
ACCESS*

Patients seen in 24 months	Total	Change since previous quarter
Quarter ending December 2015	315	
Quarter ending March 2016	321	→
Quarter ending June 2016	308	↓
Quarter ending September 2016	300	↓
Quarter ending December 2016	284	↓
Variance since December 2015	(9.8%)	↓



ACTIVITY

Cumulative percentage of contracted UDA delivered 2016 & 2017



Month	Adjusted Scheduled Activity (UDA)	
	2016	2017
April	0	15
May	35	33
June	94	45
July	144	111
August	211	167
September	258	207
October	294	239
November	342	267
December	382	294
January	395	
February	521	
March	549	
April	551	
May	551	
June	551	

QUALITY

	Quantity	Base Number	Contract	AT	Region	England
% of FP17s for the same patient ID Re-attending within 3 months - Children	8	143	5.6%	11.4%	12.1%	12.4%
% of FP17s for the same patient ID Re-attending within 3 months - Adults	3	50	6.0%	14.8%	15.9%	16.6%
% of FP17s for the same patient ID Re-attending between 3 & 9 months - Children	61	143	42.7%	55.6%	58.6%	57.5%
% of FP17s for the same patient ID Re-attending between 3 & 9 months - Adults	17	50	34.0%	48.1%	51.5%	50.4%
% of FP17s for Band 1 Urgent Courses	0	184	0.0%	8.4%	8.0%	9.1%
% of FP17s Relating to Free Repair or Replacements	0	184	0.0%	0.7%	0.8%	0.8%
% of FP17s Relating to Continuations	2	184	1.1%	1.0%	1.2%	1.3%
% of Patients satisfied with the dentistry they have received	0	0	N/A	93.2%	92.8%	92.7%
% of Patients satisfied with the time they had to wait for an appointment	0	0	N/A	87.4%	89.2%	88.8%

* This is based on patients treated on this contract for their most recent course of treatment. Figures in italics indicate the base number of FP17s or Patient Questionnaire responses are less than 100. N/A is shown where the base number of responses is less than 10 during the period. % is calculated as Quantity/Base number*100

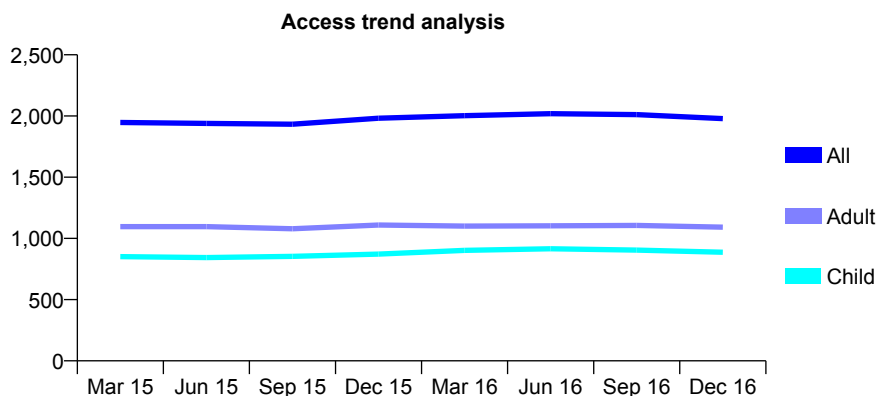
Q58 - Vital Signs At a Glance Contract Report for 207837/0001 - December 2016

Name or company name	MR RK DESAI
Contract type name	GDS Contract
Purpose of contract	General
Contract start date	01/04/2006
Contract end date	

16/17 Contracted general activity (UDA)	4,943
Carry forward general activity (UDA)	-98
16/17 Contracted orthodontic activity (UOA)	0
Carry forward orthodontic activity (UOA)	0
Baseline contract value	£156,341.34

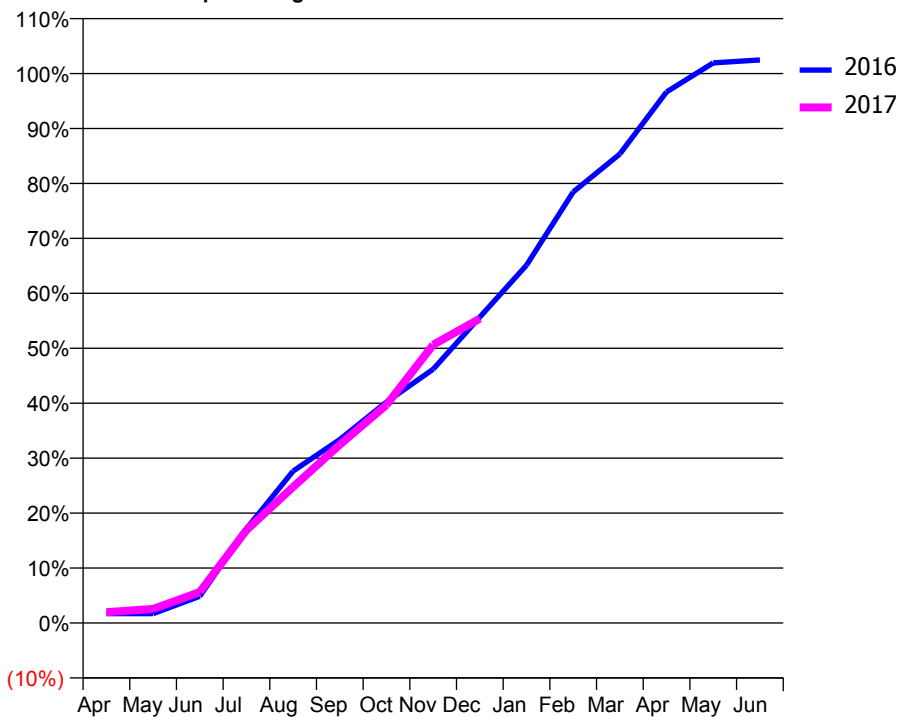
ACCESS*

Patients seen in 24 months	Total	Change since previous quarter
Quarter ending December 2015	1,982	
Quarter ending March 2016	2,003	→
Quarter ending June 2016	2,019	→
Quarter ending September 2016	2,011	→
Quarter ending December 2016	1,979	↓
Variance since December 2015	(0.2%)	→



ACTIVITY

Cumulative percentage of contracted UDA delivered 2016 & 2017



Month	Adjusted Scheduled Activity (UDA)	
	2016	2017
April	85	98
May	85	126
June	241	279
July	848	835
August	1,367	1,224
September	1,651	1,604
October	1,988	1,962
November	2,283	2,503
December	2,753	2,738
January	3,219	
February	3,877	
March	4,220	
April	4,777	
May	5,038	
June	5,065	

QUALITY

	Quantity	Base Number	Contract	AT	Region	England
% of FP17s for the same patient ID Re-attending within 3 months - Children	37	699	5.3%	11.4%	12.1%	12.4%
% of FP17s for the same patient ID Re-attending within 3 months - Adults	69	700	9.9%	14.8%	15.9%	16.6%
% of FP17s for the same patient ID Re-attending between 3 & 9 months - Children	269	699	38.5%	55.6%	58.6%	57.5%
% of FP17s for the same patient ID Re-attending between 3 & 9 months - Adults	170	700	24.3%	48.1%	51.5%	50.4%
% of FP17s for Band 1 Urgent Courses	143	1,045	13.7%	8.4%	8.0%	9.1%
% of FP17s Relating to Free Repair or Replacements	16	1,045	1.5%	0.7%	0.8%	0.8%
% of FP17s Relating to Continuations	3	1,045	0.3%	1.0%	1.2%	1.3%
% of Patients satisfied with the dentistry they have received	0	0	N/A	93.2%	92.8%	92.7%
% of Patients satisfied with the time they had to wait for an appointment	0	0	N/A	87.4%	89.2%	88.8%

* This is based on patients treated on this contract for their most recent course of treatment. Figures in italics indicate the base number of FP17s or Patient Questionnaire responses are less than 100. N/A is shown where the base number of responses is less than 10 during the period. % is calculated as Quantity/Base number*100

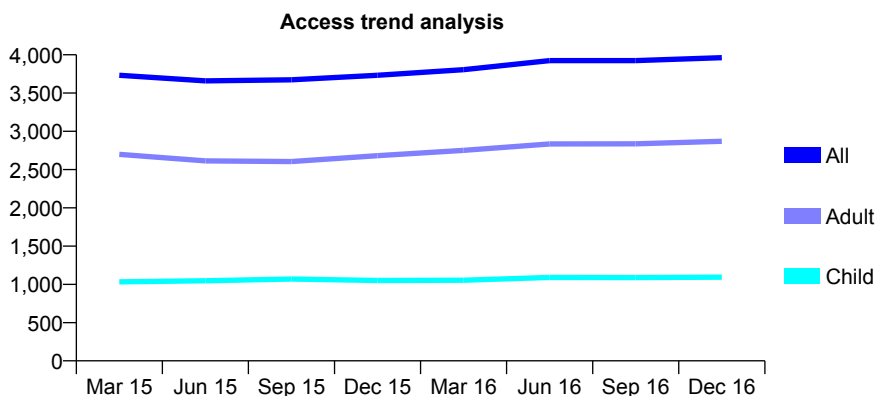
Q58 - Vital Signs At a Glance Contract Report for 213632/0001 - December 2016

Name or company name	MR HW CHAN
Contract type name	GDS Contract
Purpose of contract	General
Contract start date	01/04/2006
Contract end date	

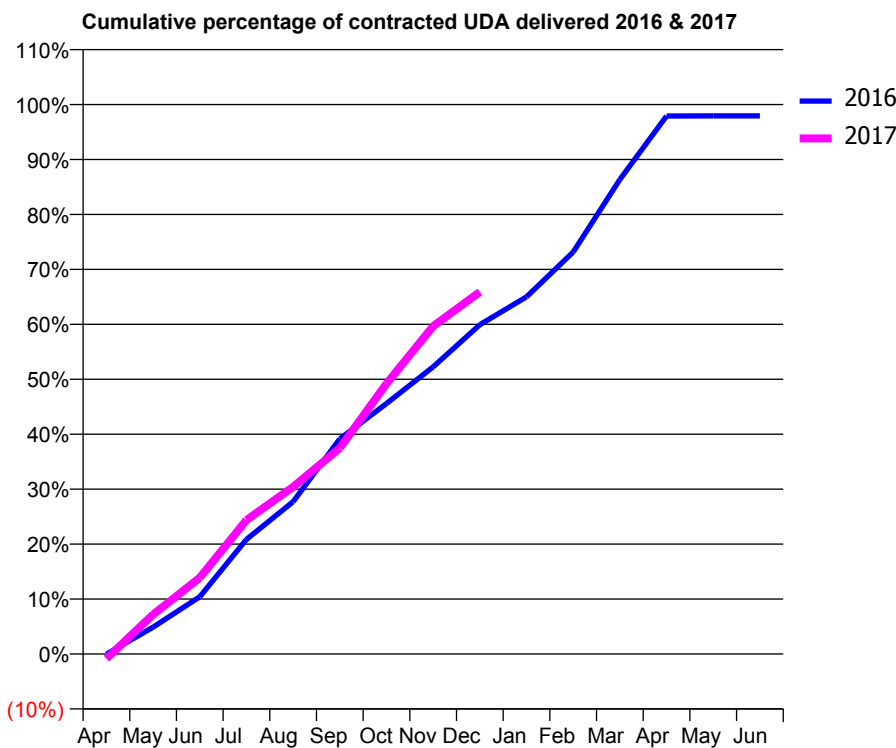
16/17 Contracted general activity (UDA)	12,000
Carry forward general activity (UDA)	247
16/17 Contracted orthodontic activity (UOA)	0
Carry forward orthodontic activity (UOA)	0
Baseline contract value	£290,874.22

ACCESS*

Patients seen in 24 months	Total	Change since previous quarter
Quarter ending December 2015	3,732	
Quarter ending March 2016	3,805	→
Quarter ending June 2016	3,925	↑
Quarter ending September 2016	3,925	→
Quarter ending December 2016	3,963	→
Variance since December 2015	6.2%	↑



ACTIVITY



Month	Adjusted Scheduled Activity (UDA)	
	2016	2017
April	-4	-102
May	586	863
June	1,251	1,667
July	2,502	2,926
August	3,326	3,650
September	4,699	4,499
October	5,471	5,903
November	6,271	7,158
December	7,191	7,907
January	7,800	
February	8,779	
March	10,362	
April	11,747	
May	11,752	
June	11,752	

QUALITY

	Quantity	Base Number	Contract	AT	Region	England
% of FP17s for the same patient ID Re-attending within 3 months - Children	28	1,249	2.2%	11.4%	12.1%	12.4%
% of FP17s for the same patient ID Re-attending within 3 months - Adults	185	2,885	6.4%	14.8%	15.9%	16.6%
% of FP17s for the same patient ID Re-attending between 3 & 9 months - Children	810	1,249	64.9%	55.6%	58.6%	57.5%
% of FP17s for the same patient ID Re-attending between 3 & 9 months - Adults	1,777	2,885	61.6%	48.1%	51.5%	50.4%
% of FP17s for Band 1 Urgent Courses	0	3,444	0.0%	8.4%	8.0%	9.1%
% of FP17s Relating to Free Repair or Replacements	10	3,444	0.3%	0.7%	0.8%	0.8%
% of FP17s Relating to Continuations	0	3,444	0.0%	1.0%	1.2%	1.3%
% of Patients satisfied with the dentistry they have received	1	3	N/A	93.2%	92.8%	92.7%
% of Patients satisfied with the time they had to wait for an appointment	3	3	N/A	87.4%	89.2%	88.8%

* This is based on patients treated on this contract for their most recent course of treatment. Figures in italics indicate the base number of FP17s or Patient Questionnaire responses are less than 100. N/A is shown where the base number of responses is less than 10 during the period. % is calculated as Quantity/Base number*100

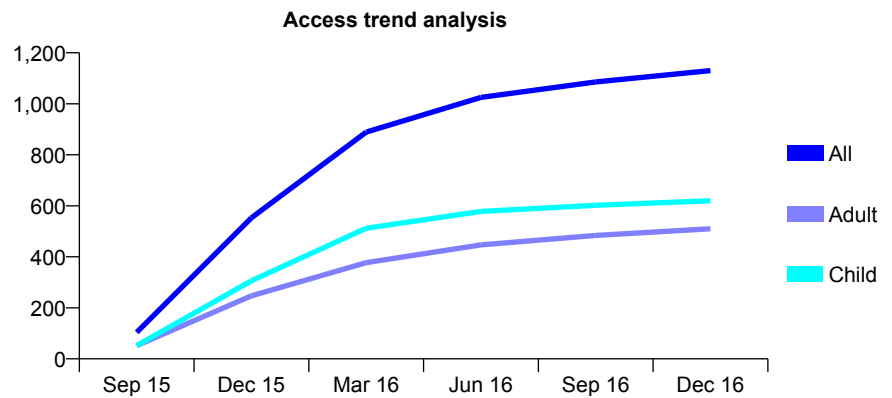
Q58 - Vital Signs At a Glance Contract Report for 214248/0002 - December 2016

Name or company name	MR JG RANDALL
Contract type name	GDS Contract
Purpose of contract	General
Contract start date	01/09/2015
Contract end date	

16/17 Contracted general activity (UDA)	2,754
Carry forward general activity (UDA)	-55
16/17 Contracted orthodontic activity (UOA)	0
Carry forward orthodontic activity (UOA)	0
Baseline contract value	£66,433.47

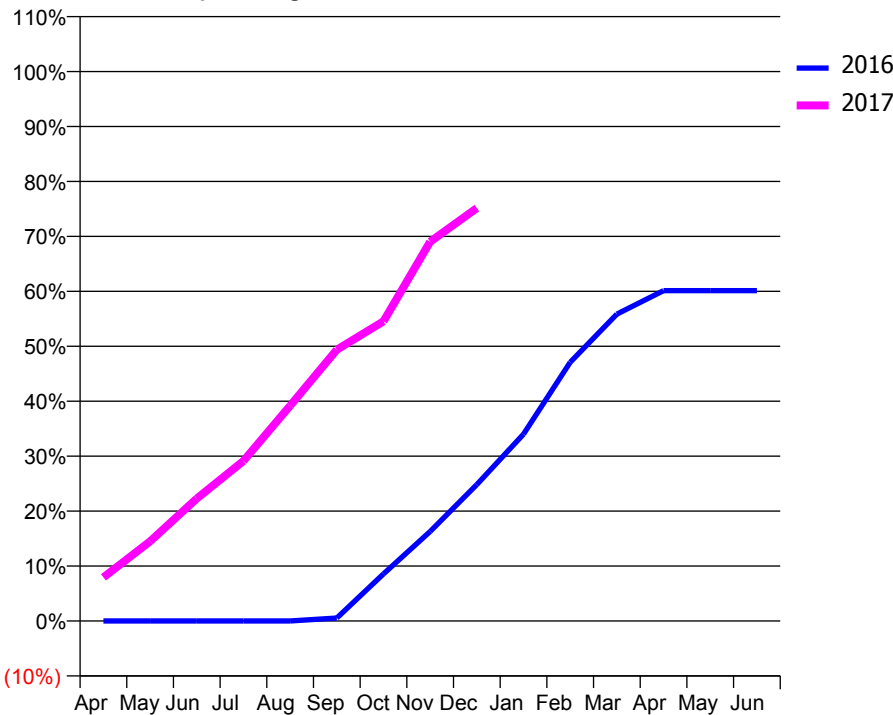
ACCESS*

Patients seen in 24 months	Total	Change since previous quarter
Quarter ending December 2015	553	
Quarter ending March 2016	889	↑
Quarter ending June 2016	1,025	↑
Quarter ending September 2016	1,086	↑
Quarter ending December 2016	1,130	↑
Variance since December 2015	104.3%	↑



ACTIVITY

Cumulative percentage of contracted UDA delivered 2016 & 2017



Month	Adjusted Scheduled Activity (UDA)	
	2016	2017
April	0	219
May	0	399
June	0	614
July	0	802
August	0	1,079
September	15	1,359
October	236	1,502
November	449	1,901
December	684	2,069
January	936	
February	1,297	
March	1,538	
April	1,656	
May	1,656	
June	1,656	

QUALITY

	Quantity	Base Number	Contract	AT	Region	England
% of FP17s for the same patient ID Re-attending within 3 months - Children	41	775	5.3%	11.4%	12.1%	12.4%
% of FP17s for the same patient ID Re-attending within 3 months - Adults	51	596	8.6%	14.8%	15.9%	16.6%
% of FP17s for the same patient ID Re-attending between 3 & 9 months - Children	510	775	65.8%	55.6%	58.6%	57.5%
% of FP17s for the same patient ID Re-attending between 3 & 9 months - Adults	394	596	66.1%	48.1%	51.5%	50.4%
% of FP17s for Band 1 Urgent Courses	61	1,280	4.8%	8.4%	8.0%	9.1%
% of FP17s Relating to Free Repair or Replacements	0	1,280	0.0%	0.7%	0.8%	0.8%
% of FP17s Relating to Continuations	11	1,280	0.9%	1.0%	1.2%	1.3%
% of Patients satisfied with the dentistry they have received	4	4	N/A	93.2%	92.8%	92.7%
% of Patients satisfied with the time they had to wait for an appointment	4	4	N/A	87.4%	89.2%	88.8%

* This is based on patients treated on this contract for their most recent course of treatment. Figures in italics indicate the base number of FP17s or Patient Questionnaire responses are less than 100. N/A is shown where the base number of responses is less than 10 during the period. % is calculated as Quantity/Base number*100

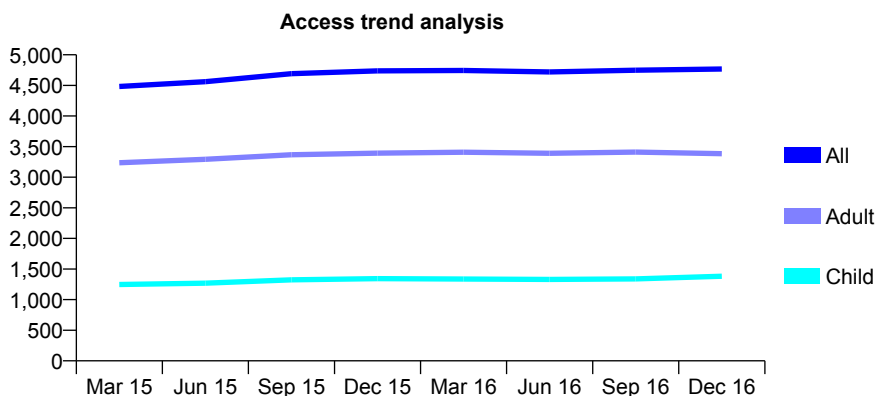
Q58 - Vital Signs At a Glance Contract Report for 215090/0001 - December 2016

Name or company name	MR SJ GORAN
Contract type name	GDS Contract
Purpose of contract	General
Contract start date	01/04/2006
Contract end date	

16/17 Contracted general activity (UDA)	13,270
Carry forward general activity (UDA)	-11
16/17 Contracted orthodontic activity (UOA)	0
Carry forward orthodontic activity (UOA)	0
Baseline contract value	£351,163.46

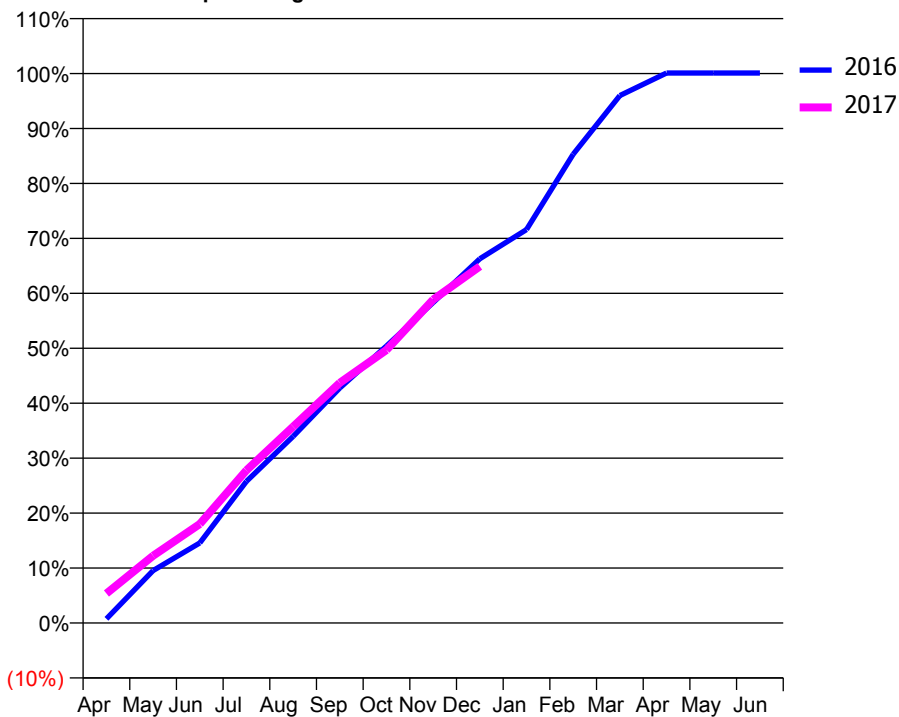
ACCESS*

Patients seen in 24 months	Total	Change since previous quarter
Quarter ending December 2015	4,738	
Quarter ending March 2016	4,745	→
Quarter ending June 2016	4,720	→
Quarter ending September 2016	4,749	→
Quarter ending December 2016	4,767	→
Variance since December 2015	0.6%	→



ACTIVITY

Cumulative percentage of contracted UDA delivered 2016 & 2017



Month	Adjusted Scheduled Activity (UDA)	
	2016	2017
April	101	714
May	1,269	1,626
June	1,933	2,391
July	3,423	3,689
August	4,506	4,742
September	5,675	5,801
October	6,691	6,592
November	7,741	7,809
December	8,795	8,611
January	9,502	
February	11,320	
March	12,737	
April	13,281	
May	13,281	
June	13,281	

QUALITY

	Quantity	Base Number	Contract	AT	Region	England
% of FP17s for the same patient ID Re-attending within 3 months - Children	124	1,408	8.8%	11.4%	12.1%	12.4%
% of FP17s for the same patient ID Re-attending within 3 months - Adults	625	3,034	20.6%	14.8%	15.9%	16.6%
% of FP17s for the same patient ID Re-attending between 3 & 9 months - Children	743	1,408	52.8%	55.6%	58.6%	57.5%
% of FP17s for the same patient ID Re-attending between 3 & 9 months - Adults	1,173	3,034	38.7%	48.1%	51.5%	50.4%
% of FP17s for Band 1 Urgent Courses	654	4,262	15.3%	8.4%	8.0%	9.1%
% of FP17s Relating to Free Repair or Replacements	21	4,262	0.5%	0.7%	0.8%	0.8%
% of FP17s Relating to Continuations	19	4,262	0.4%	1.0%	1.2%	1.3%
% of Patients satisfied with the dentistry they have received	10	10	100.0%	93.2%	92.8%	92.7%
% of Patients satisfied with the time they had to wait for an appointment	9	10	90.0%	87.4%	89.2%	88.8%

* This is based on patients treated on this contract for their most recent course of treatment. Figures in italics indicate the base number of FP17s or Patient Questionnaire responses are less than 100. N/A is shown where the base number of responses is less than 10 during the period. % is calculated as Quantity/Base number*100

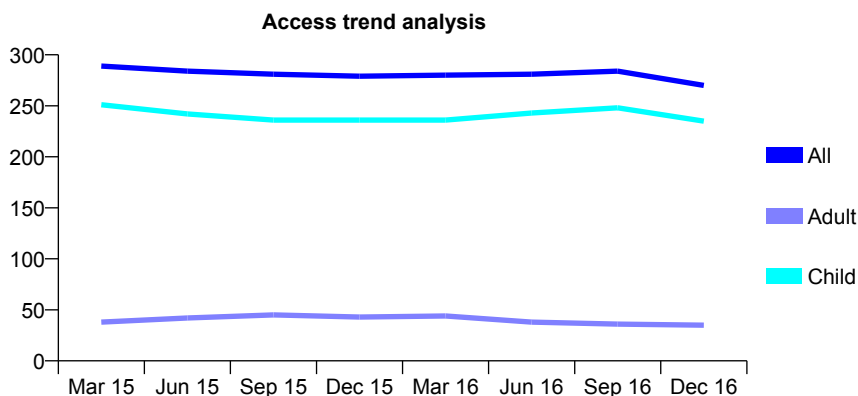
Q58 - Vital Signs At a Glance Contract Report for 221643/0002 - December 2016

Name or company name	MR R MISTRY
Contract type name	GDS Contract
Purpose of contract	General
Contract start date	01/04/2006
Contract end date	

16/17 Contracted general activity (UDA)	490
Carry forward general activity (UDA)	-9
16/17 Contracted orthodontic activity (UOA)	0
Carry forward orthodontic activity (UOA)	0
Baseline contract value	£14,374.64

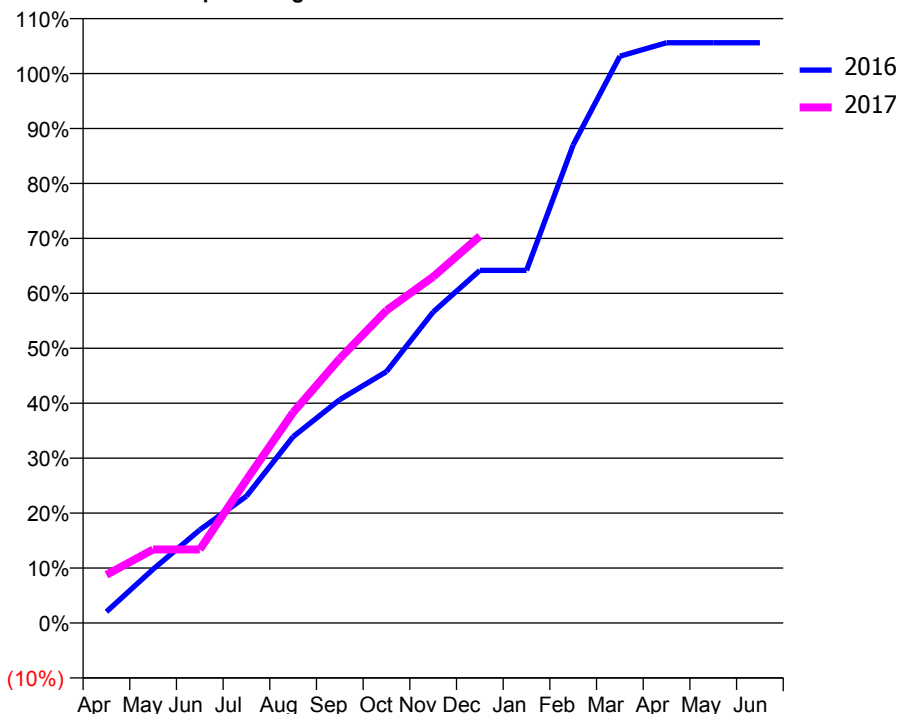
ACCESS*

Patients seen in 24 months	Total	Change since previous quarter
Quarter ending December 2015	279	
Quarter ending March 2016	280	→
Quarter ending June 2016	281	→
Quarter ending September 2016	284	→
Quarter ending December 2016	270	↓
Variance since December 2015	(3.2%)	↓



ACTIVITY

Cumulative percentage of contracted UDA delivered 2016 & 2017



Month	Adjusted Scheduled Activity (UDA)	
	2016	2017
April	10	43
May	48	66
June	83	66
July	113	128
August	166	188
September	199	236
October	224	279
November	277	309
December	314	345
January	314	
February	426	
March	505	
April	517	
May	517	
June	517	

QUALITY

	Quantity	Base Number	Contract	AT	Region	England
% of FP17s for the same patient ID Re-attending within 3 months - Children	5	228	2.2%	11.4%	12.1%	12.4%
% of FP17s for the same patient ID Re-attending within 3 months - Adults	0	5	0.0%	14.8%	15.9%	16.6%
% of FP17s for the same patient ID Re-attending between 3 & 9 months - Children	128	228	56.1%	55.6%	58.6%	57.5%
% of FP17s for the same patient ID Re-attending between 3 & 9 months - Adults	3	5	60.0%	48.1%	51.5%	50.4%
% of FP17s for Band 1 Urgent Courses	5	225	2.2%	8.4%	8.0%	9.1%
% of FP17s Relating to Free Repair or Replacements	0	225	0.0%	0.7%	0.8%	0.8%
% of FP17s Relating to Continuations	0	225	0.0%	1.0%	1.2%	1.3%
% of Patients satisfied with the dentistry they have received	0	0	N/A	93.2%	92.8%	92.7%
% of Patients satisfied with the time they had to wait for an appointment	0	0	N/A	87.4%	89.2%	88.8%

* This is based on patients treated on this contract for their most recent course of treatment. Figures in italics indicate the base number of FP17s or Patient Questionnaire responses are less than 100. N/A is shown where the base number of responses is less than 10 during the period. % is calculated as Quantity/Base number*100

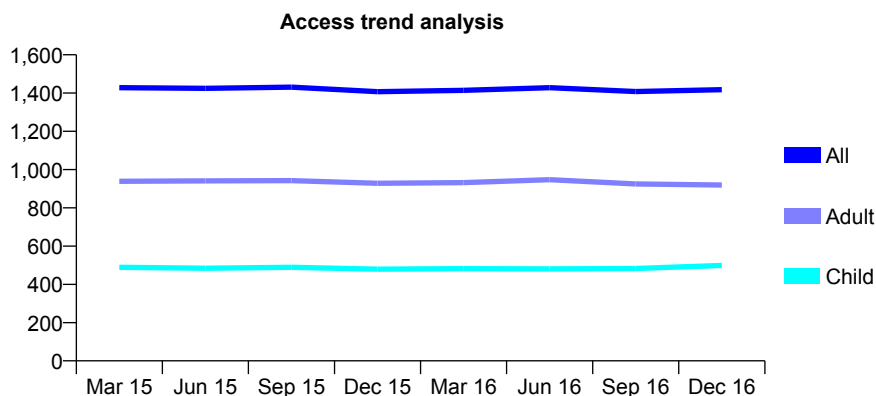
Q58 - Vital Signs At a Glance Contract Report for 222135/0001 - December 2016

Name or company name	MR NM PATEL
Contract type name	GDS Contract
Purpose of contract	General
Contract start date	01/04/2006
Contract end date	

16/17 Contracted general activity (UDA)	3,562
Carry forward general activity (UDA)	0
16/17 Contracted orthodontic activity (UOA)	0
Carry forward orthodontic activity (UOA)	0
Baseline contract value	£88,960.90

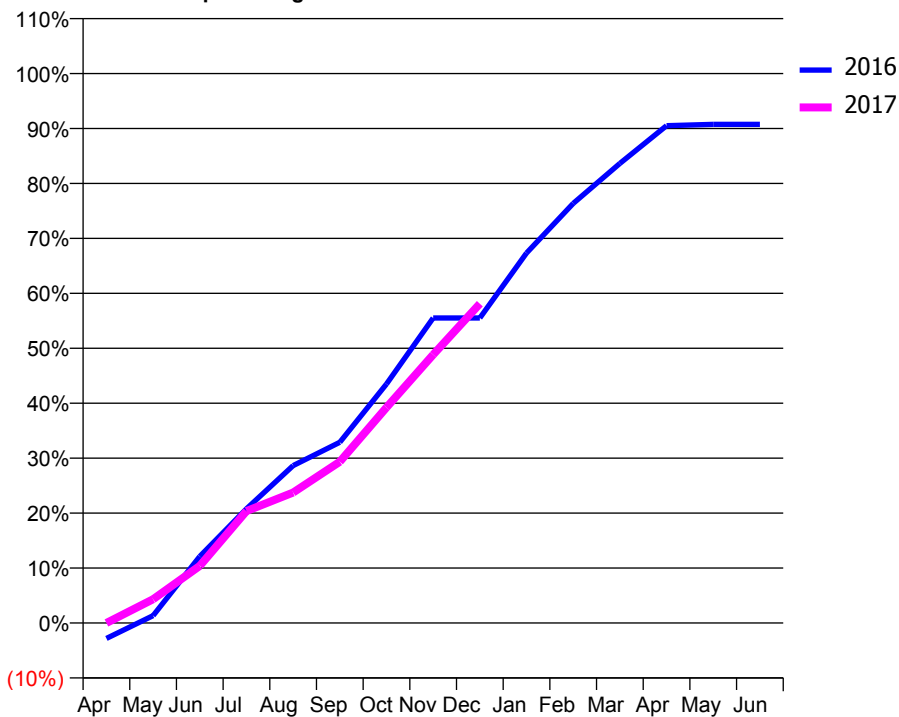
ACCESS*

Patients seen in 24 months	Total	Change since previous quarter
Quarter ending December 2015	1,407	
Quarter ending March 2016	1,414	→
Quarter ending June 2016	1,428	→
Quarter ending September 2016	1,408	↓
Quarter ending December 2016	1,418	→
Variance since December 2015	0.8%	→



ACTIVITY

Cumulative percentage of contracted UDA delivered 2016 & 2017



Month	Adjusted Scheduled Activity (UDA)	
	2016	2017
April	-101	0
May	48	154
June	432	370
July	740	726
August	1,020	846
September	1,172	1,045
October	1,549	1,397
November	1,977	1,740
December	1,977	2,070
January	2,399	
February	2,720	
March	2,979	
April	3,224	
May	3,233	
June	3,233	

QUALITY

	Quantity	Base Number	Contract	AT	Region	England
% of FP17s for the same patient ID Re-attending within 3 months - Children	20	428	4.7%	11.4%	12.1%	12.4%
% of FP17s for the same patient ID Re-attending within 3 months - Adults	73	782	9.3%	14.8%	15.9%	16.6%
% of FP17s for the same patient ID Re-attending between 3 & 9 months - Children	146	428	34.1%	55.6%	58.6%	57.5%
% of FP17s for the same patient ID Re-attending between 3 & 9 months - Adults	365	782	46.7%	48.1%	51.5%	50.4%
% of FP17s for Band 1 Urgent Courses	98	1,082	9.1%	8.4%	8.0%	9.1%
% of FP17s Relating to Free Repair or Replacements	9	1,082	0.8%	0.7%	0.8%	0.8%
% of FP17s Relating to Continuations	8	1,082	0.7%	1.0%	1.2%	1.3%
% of Patients satisfied with the dentistry they have received	0	0	N/A	93.2%	92.8%	92.7%
% of Patients satisfied with the time they had to wait for an appointment	0	0	N/A	87.4%	89.2%	88.8%

* This is based on patients treated on this contract for their most recent course of treatment. Figures in italics indicate the base number of FP17s or Patient Questionnaire responses are less than 100. N/A is shown where the base number of responses is less than 10 during the period. % is calculated as Quantity/Base number*100

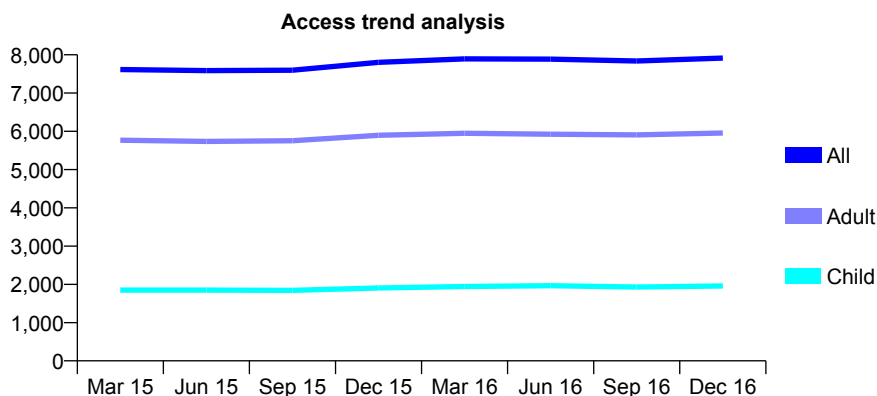
Q58 - Vital Signs At a Glance Contract Report for 224618/0001 - December 2016

Name or company name	MR UH PATEL
Contract type name	GDS Contract
Purpose of contract	General
Contract start date	01/04/2006
Contract end date	

16/17 Contracted general activity (UDA)	18,367
Carry forward general activity (UDA)	-131
16/17 Contracted orthodontic activity (UOA)	0
Carry forward orthodontic activity (UOA)	0
Baseline contract value	£422,886.65

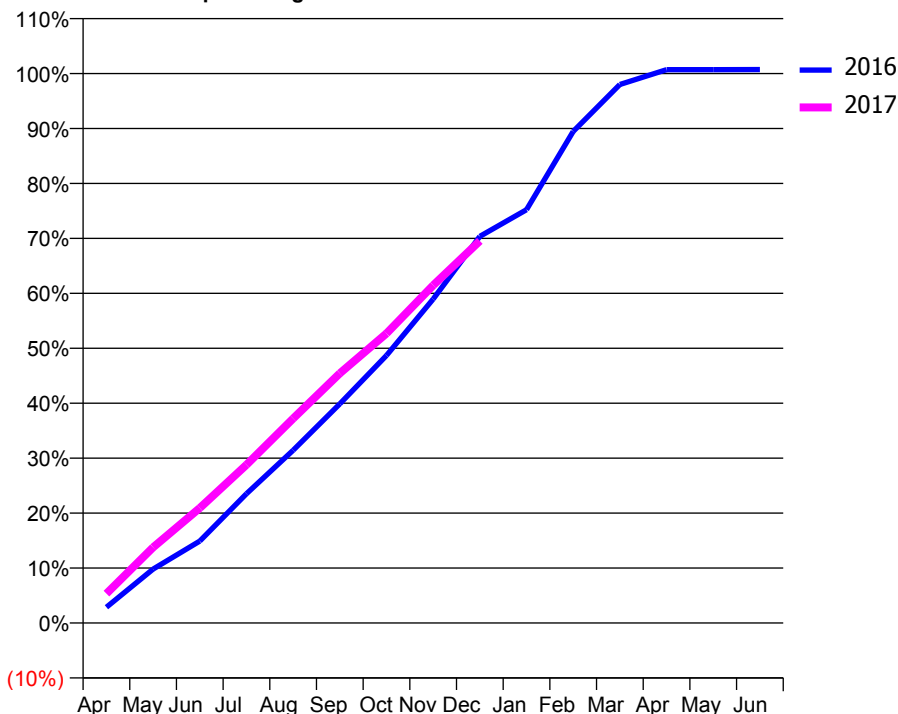
ACCESS*

Patients seen in 24 months	Total	Change since previous quarter
Quarter ending December 2015	7,803	
Quarter ending March 2016	7,892	→
Quarter ending June 2016	7,887	→
Quarter ending September 2016	7,838	→
Quarter ending December 2016	7,915	→
Variance since December 2015	1.4%	→



ACTIVITY

Cumulative percentage of contracted UDA delivered 2016 & 2017



Month	Adjusted Scheduled Activity (UDA)	
	2016	2017
April	529	984
May	1,804	2,529
June	2,740	3,845
July	4,321	5,289
August	5,774	6,835
September	7,327	8,346
October	8,942	9,678
November	10,830	11,287
December	12,922	12,770
January	13,816	
February	16,433	
March	18,001	
April	18,493	
May	18,495	
June	18,499	

QUALITY

	Quantity	Base Number	Contract	AT	Region	England
% of FP17s for the same patient ID Re-attending within 3 months - Children	78	2,217	3.5%	11.4%	12.1%	12.4%
% of FP17s for the same patient ID Re-attending within 3 months - Adults	703	6,623	10.6%	14.8%	15.9%	16.6%
% of FP17s for the same patient ID Re-attending between 3 & 9 months - Children	1,544	2,217	69.6%	55.6%	58.6%	57.5%
% of FP17s for the same patient ID Re-attending between 3 & 9 months - Adults	4,203	6,623	63.5%	48.1%	51.5%	50.4%
% of FP17s for Band 1 Urgent Courses	426	7,622	5.6%	8.4%	8.0%	9.1%
% of FP17s Relating to Free Repair or Replacements	66	7,622	0.9%	0.7%	0.8%	0.8%
% of FP17s Relating to Continuations	56	7,622	0.7%	1.0%	1.2%	1.3%
% of Patients satisfied with the dentistry they have received	12	12	100.0%	93.2%	92.8%	92.7%
% of Patients satisfied with the time they had to wait for an appointment	11	12	91.7%	87.4%	89.2%	88.8%

* This is based on patients treated on this contract for their most recent course of treatment. Figures in italics indicate the base number of FP17s or Patient Questionnaire responses are less than 100. N/A is shown where the base number of responses is less than 10 during the period. % is calculated as Quantity/Base number*100

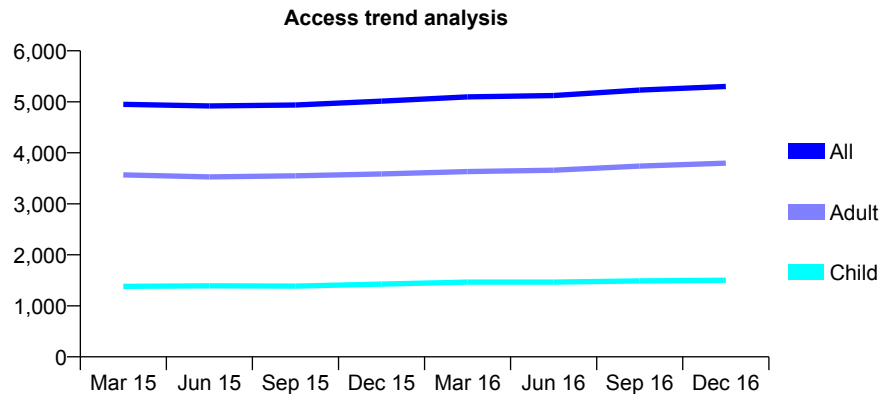
Q58 - Vital Signs At a Glance Contract Report for 224618/0002 - December 2016

Name or company name	MR UH PATEL
Contract type name	GDS Contract
Purpose of contract	General
Contract start date	01/04/2006
Contract end date	

16/17 Contracted general activity (UDA)	13,311
Carry forward general activity (UDA)	5
16/17 Contracted orthodontic activity (UOA)	0
Carry forward orthodontic activity (UOA)	0
Baseline contract value	£315,287.35

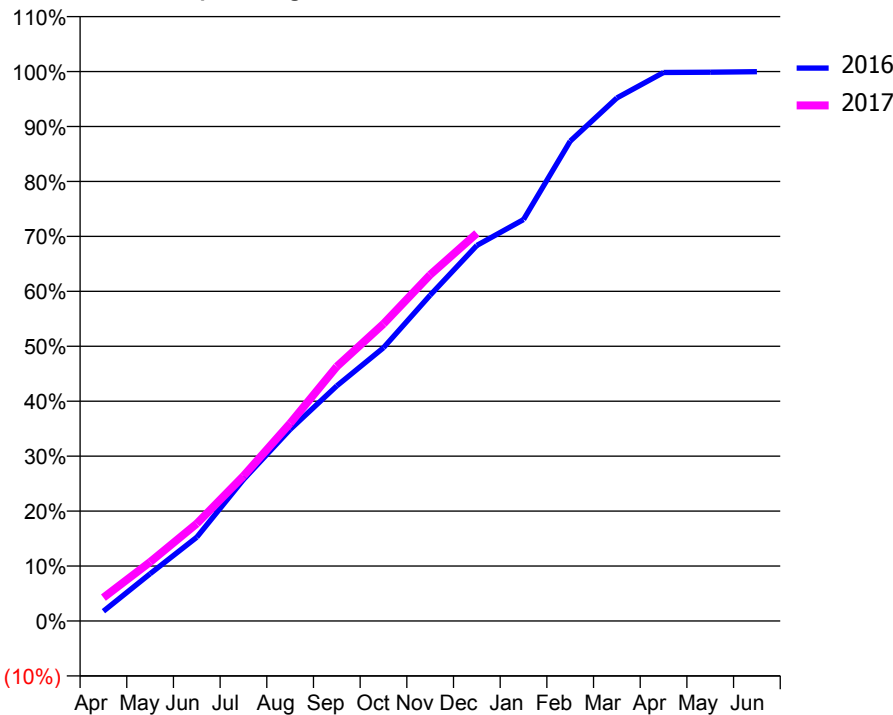
ACCESS*

Patients seen in 24 months	Total	Change since previous quarter
Quarter ending December 2015	5,013	
Quarter ending March 2016	5,098	→
Quarter ending June 2016	5,124	→
Quarter ending September 2016	5,229	↑
Quarter ending December 2016	5,300	→
Variance since December 2015	5.7%	↑



ACTIVITY

Cumulative percentage of contracted UDA delivered 2016 & 2017



Month	Adjusted Scheduled Activity (UDA)	
	2016	2017
April	238	566
May	1,145	1,428
June	2,030	2,361
July	3,424	3,514
August	4,640	4,788
September	5,696	6,166
October	6,621	7,199
November	7,891	8,386
December	9,098	9,392
January	9,723	
February	11,624	
March	12,671	
April	13,288	
May	13,295	
June	13,305	

QUALITY

	Quantity	Base Number	Contract	AT	Region	England
% of FP17s for the same patient ID Re-attending within 3 months - Children	131	1,824	7.2%	11.4%	12.1%	12.4%
% of FP17s for the same patient ID Re-attending within 3 months - Adults	349	4,121	8.5%	14.8%	15.9%	16.6%
% of FP17s for the same patient ID Re-attending between 3 & 9 months - Children	1,280	1,824	70.2%	55.6%	58.6%	57.5%
% of FP17s for the same patient ID Re-attending between 3 & 9 months - Adults	2,503	4,121	60.7%	48.1%	51.5%	50.4%
% of FP17s for Band 1 Urgent Courses	282	5,548	5.1%	8.4%	8.0%	9.1%
% of FP17s Relating to Free Repair or Replacements	47	5,548	0.8%	0.7%	0.8%	0.8%
% of FP17s Relating to Continuations	13	5,548	0.2%	1.0%	1.2%	1.3%
% of Patients satisfied with the dentistry they have received	6	6	N/A	93.2%	92.8%	92.7%
% of Patients satisfied with the time they had to wait for an appointment	5	6	N/A	87.4%	89.2%	88.8%

* This is based on patients treated on this contract for their most recent course of treatment. Figures in italics indicate the base number of FP17s or Patient Questionnaire responses are less than 100. N/A is shown where the base number of responses is less than 10 during the period. % is calculated as Quantity/Base number*100

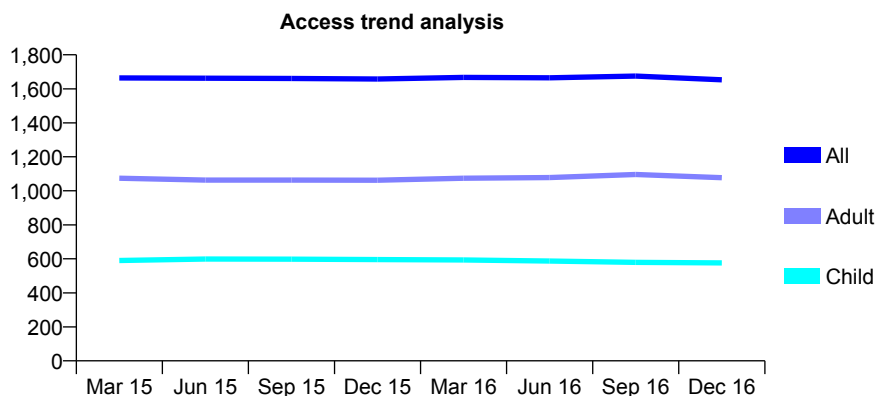
Q58 - Vital Signs At a Glance Contract Report for 234478/0001 - December 2016

Name or company name	MR SR WOODHOUSE
Contract type name	GDS Contract
Purpose of contract	General
Contract start date	01/04/2006
Contract end date	

16/17 Contracted general activity (UDA)	4,500
Carry forward general activity (UDA)	116
16/17 Contracted orthodontic activity (UOA)	0
Carry forward orthodontic activity (UOA)	0
Baseline contract value	£103,122.87

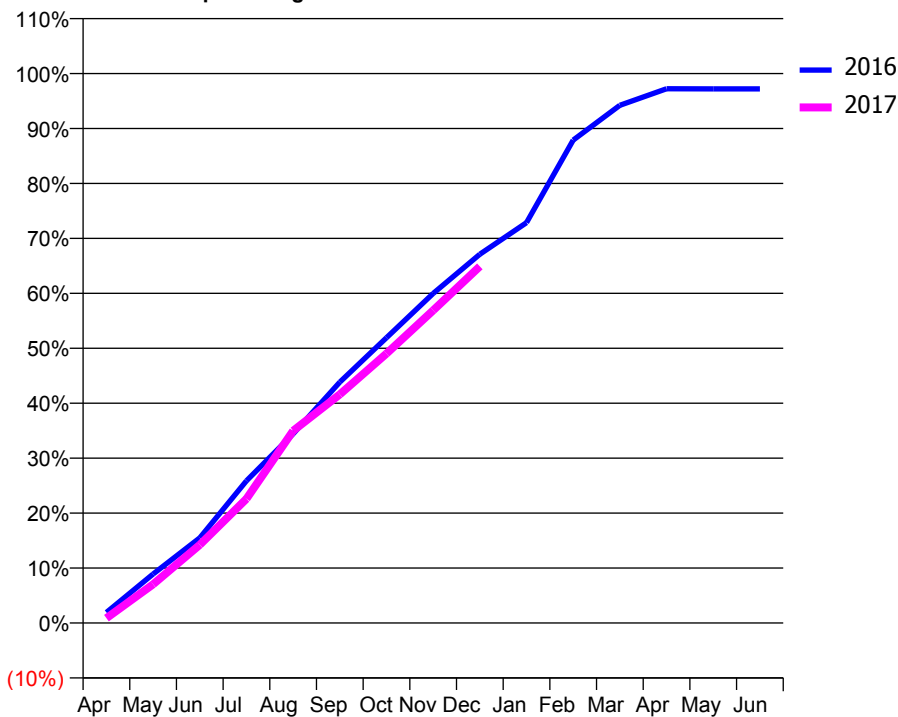
ACCESS*

Patients seen in 24 months	Total	Change since previous quarter
Quarter ending December 2015	1,658	
Quarter ending March 2016	1,667	→
Quarter ending June 2016	1,665	→
Quarter ending September 2016	1,675	→
Quarter ending December 2016	1,653	↓
Variance since December 2015	(0.3%)	→



ACTIVITY

Cumulative percentage of contracted UDA delivered 2016 & 2017



Adjusted Scheduled Activity (UDA)

Month	2016	2017
April	80	40
May	370	317
June	643	641
July	1,074	1,017
August	1,428	1,574
September	1,820	1,872
October	2,155	2,206
November	2,489	2,560
December	2,785	2,921
January	3,024	
February	3,647	
March	3,910	
April	4,035	
May	4,034	
June	4,034	

QUALITY

	Quantity	Base Number	Contract	AT	Region	England
% of FP17s for the same patient ID Re-attending within 3 months - Children	31	648	4.8%	11.4%	12.1%	12.4%
% of FP17s for the same patient ID Re-attending within 3 months - Adults	122	1,003	12.2%	14.8%	15.9%	16.6%
% of FP17s for the same patient ID Re-attending between 3 & 9 months - Children	402	648	62.0%	55.6%	58.6%	57.5%
% of FP17s for the same patient ID Re-attending between 3 & 9 months - Adults	522	1,003	52.0%	48.1%	51.5%	50.4%
% of FP17s for Band 1 Urgent Courses	83	1,578	5.3%	8.4%	8.0%	9.1%
% of FP17s Relating to Free Repair or Replacements	13	1,578	0.8%	0.7%	0.8%	0.8%
% of FP17s Relating to Continuations	6	1,578	0.4%	1.0%	1.2%	1.3%
% of Patients satisfied with the dentistry they have received	2	2	N/A	93.2%	92.8%	92.7%
% of Patients satisfied with the time they had to wait for an appointment	2	2	N/A	87.4%	89.2%	88.8%

* This is based on patients treated on this contract for their most recent course of treatment. Figures in italics indicate the base number of FP17s or Patient Questionnaire responses are less than 100. N/A is shown where the base number of responses is less than 10 during the period. % is calculated as Quantity/Base number*100

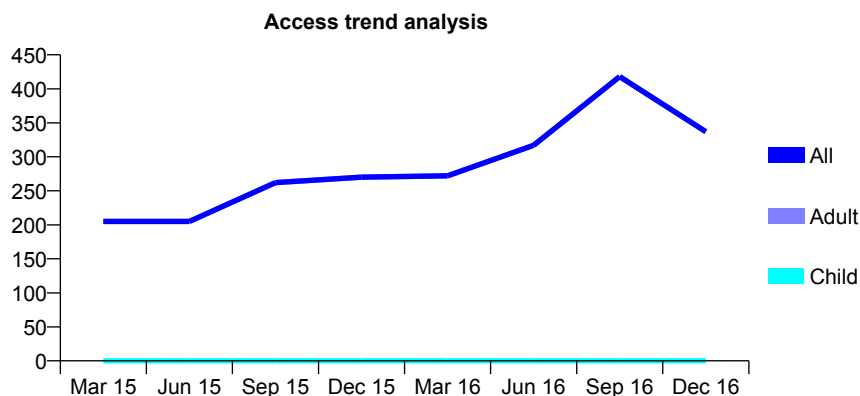
Q58 - Vital Signs At a Glance Contract Report for 238627/0013 - December 2016

Name or company name	MR D FREEDMAN
Contract type name	PDS Contract
Purpose of contract	General
Contract start date	01/09/2014
Contract end date	31/08/2016

16/17 Contracted general activity (UDA)	545
Carry forward general activity (UDA)	0
16/17 Contracted orthodontic activity (UOA)	0
Carry forward orthodontic activity (UOA)	0
Baseline contract value	£20,578.26

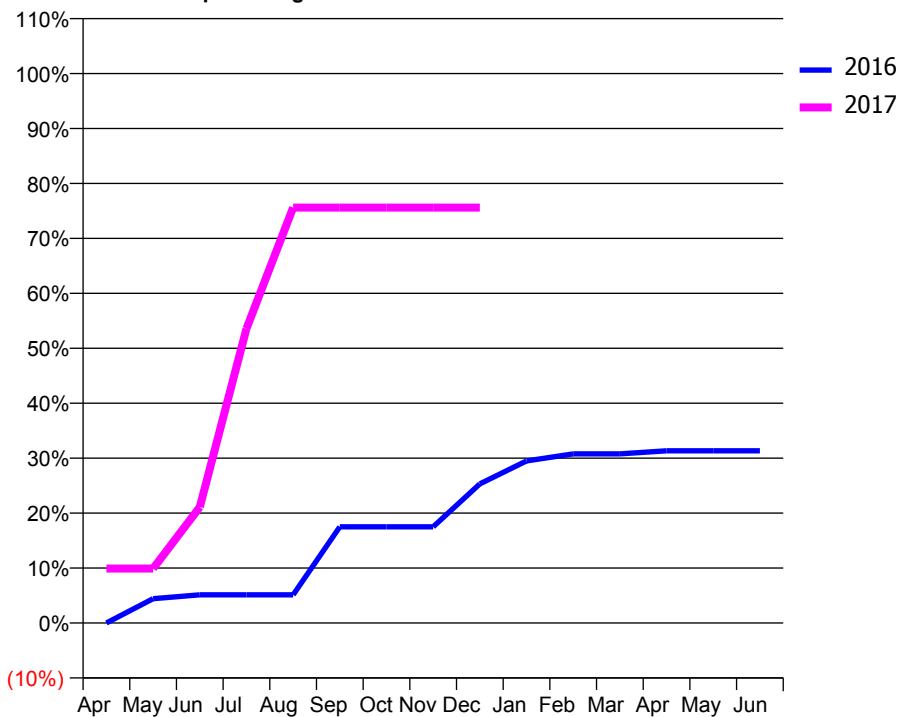
ACCESS*

Patients seen in 24 months	Total	Change since previous quarter
Quarter ending December 2015	270	
Quarter ending March 2016	272	→
Quarter ending June 2016	317	↑
Quarter ending September 2016	418	↑
Quarter ending December 2016	337	↓
Variance since December 2015	24.8%	↑



ACTIVITY

Cumulative percentage of contracted UDA delivered 2016 & 2017



Month	Adjusted Scheduled Activity (UDA)	
	2016	2017
April	0	54
May	31	54
June	36	115
July	36	292
August	36	412
September	123	412
October	123	412
November	123	412
December	177	412
January	206	
February	215	
March	215	
April	219	
May	219	
June	219	

QUALITY

	Quantity	Base Number	Contract	AT	Region	England
% of FP17s for the same patient ID Re-attending within 3 months - Children	0	0	N/A	11.4%	12.1%	12.4%
% of FP17s for the same patient ID Re-attending within 3 months - Adults	6	190	3.2%	14.8%	15.9%	16.6%
% of FP17s for the same patient ID Re-attending between 3 & 9 months - Children	0	0	N/A	55.6%	58.6%	57.5%
% of FP17s for the same patient ID Re-attending between 3 & 9 months - Adults	5	190	2.6%	48.1%	51.5%	50.4%
% of FP17s for Band 1 Urgent Courses	0	185	0.0%	8.4%	8.0%	9.1%
% of FP17s Relating to Free Repair or Replacements	0	185	0.0%	0.7%	0.8%	0.8%
% of FP17s Relating to Continuations	1	185	0.5%	1.0%	1.2%	1.3%
% of Patients satisfied with the dentistry they have received	0	1	N/A	93.2%	92.8%	92.7%
% of Patients satisfied with the time they had to wait for an appointment	0	1	N/A	87.4%	89.2%	88.8%

* This is based on patients treated on this contract for their most recent course of treatment. Figures in italics indicate the base number of FP17s or Patient Questionnaire responses are less than 100. N/A is shown where the base number of responses is less than 10 during the period. % is calculated as Quantity/Base number*100

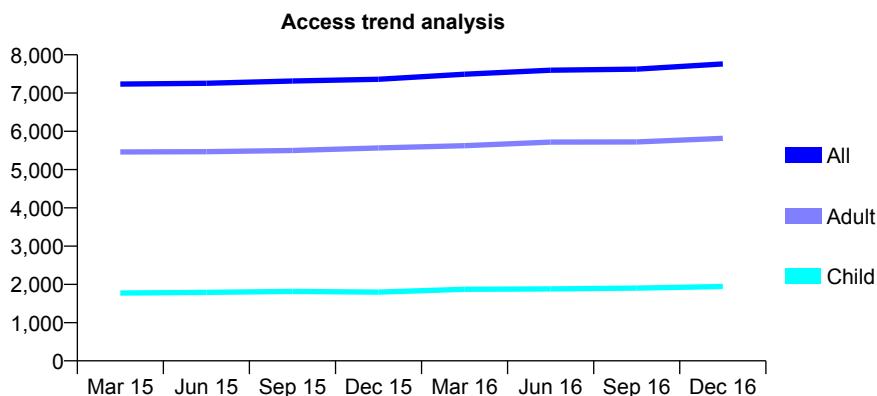
Q58 - Vital Signs At a Glance Contract Report for 239348/0001 - December 2016

Name or company name	MR M PATEL
Contract type name	GDS Contract
Purpose of contract	General
Contract start date	01/04/2006
Contract end date	

16/17 Contracted general activity (UDA)	22,500
Carry forward general activity (UDA)	0
16/17 Contracted orthodontic activity (UOA)	0
Carry forward orthodontic activity (UOA)	0
Baseline contract value	£636,048.84

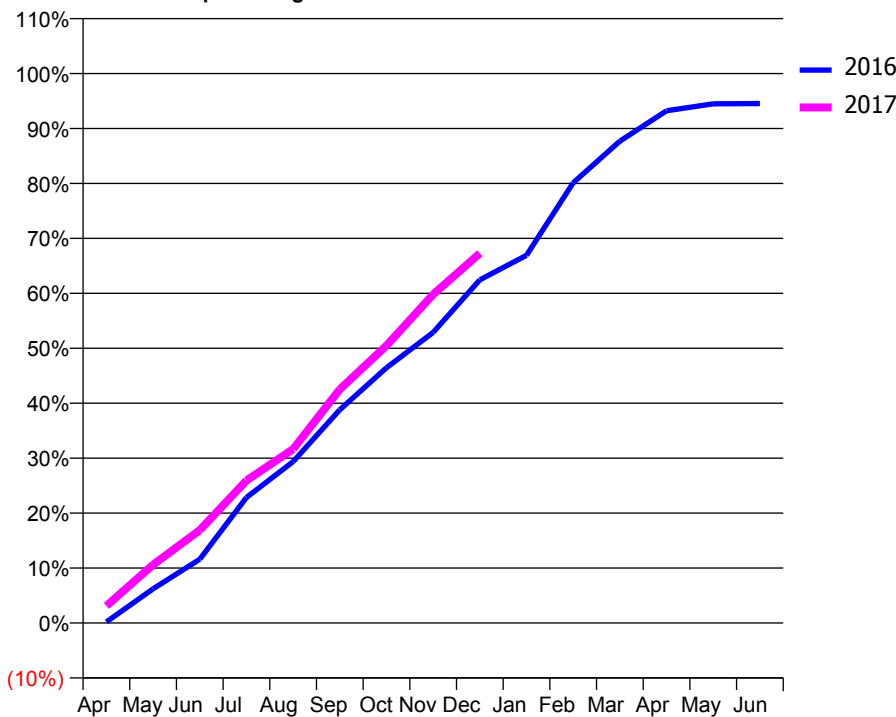
ACCESS*

Patients seen in 24 months	Total	Change since previous quarter
Quarter ending December 2015	7,362	
Quarter ending March 2016	7,494	→
Quarter ending June 2016	7,596	→
Quarter ending September 2016	7,625	→
Quarter ending December 2016	7,762	→
Variance since December 2015	5.4%	↑



ACTIVITY

Cumulative percentage of contracted UDA delivered 2016 & 2017



Month	Adjusted Scheduled Activity (UDA)	
	2016	2017
April	47	699
May	1,403	2,391
June	2,613	3,801
July	5,141	5,835
August	6,609	7,125
September	8,732	9,570
October	10,453	11,361
November	11,902	13,459
December	14,053	15,139
January	15,055	
February	18,026	
March	19,729	
April	20,973	
May	21,258	
June	21,272	

QUALITY

	Quantity	Base Number	Contract	AT	Region	England
% of FP17s for the same patient ID Re-attending within 3 months - Children	148	2,015	7.3%	11.4%	12.1%	12.4%
% of FP17s for the same patient ID Re-attending within 3 months - Adults	849	5,236	16.2%	14.8%	15.9%	16.6%
% of FP17s for the same patient ID Re-attending between 3 & 9 months - Children	943	2,015	46.8%	55.6%	58.6%	57.5%
% of FP17s for the same patient ID Re-attending between 3 & 9 months - Adults	2,163	5,236	41.3%	48.1%	51.5%	50.4%
% of FP17s for Band 1 Urgent Courses	228	6,438	3.5%	8.4%	8.0%	9.1%
% of FP17s Relating to Free Repair or Replacements	168	6,438	2.6%	0.7%	0.8%	0.8%
% of FP17s Relating to Continuations	296	6,438	4.6%	1.0%	1.2%	1.3%
% of Patients satisfied with the dentistry they have received	5	5	N/A	93.2%	92.8%	92.7%
% of Patients satisfied with the time they had to wait for an appointment	4	5	N/A	87.4%	89.2%	88.8%

* This is based on patients treated on this contract for their most recent course of treatment. Figures in italics indicate the base number of FP17s or Patient Questionnaire responses are less than 100. N/A is shown where the base number of responses is less than 10 during the period. % is calculated as Quantity/Base number*100

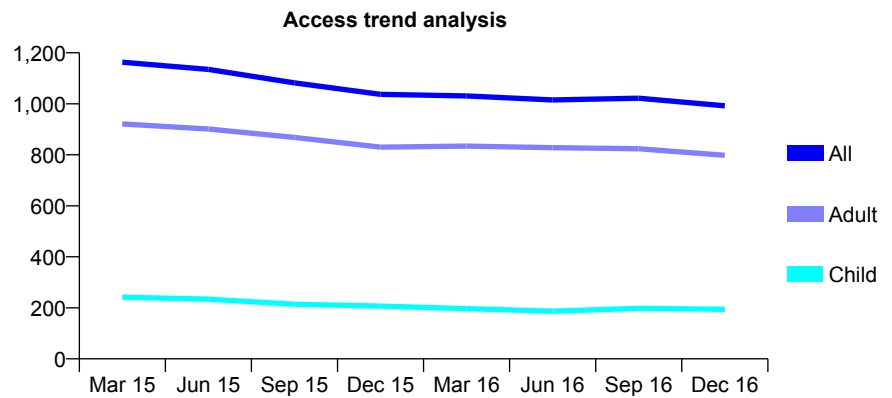
Q58 - Vital Signs At a Glance Contract Report for 239682/0001 - December 2016

Name or company name	MISS DM PATEL
Contract type name	GDS Contract
Purpose of contract	General
Contract start date	01/04/2006
Contract end date	

16/17 Contracted general activity (UDA)	4,600
Carry forward general activity (UDA)	0
16/17 Contracted orthodontic activity (UOA)	0
Carry forward orthodontic activity (UOA)	0
Baseline contract value	£131,026.34

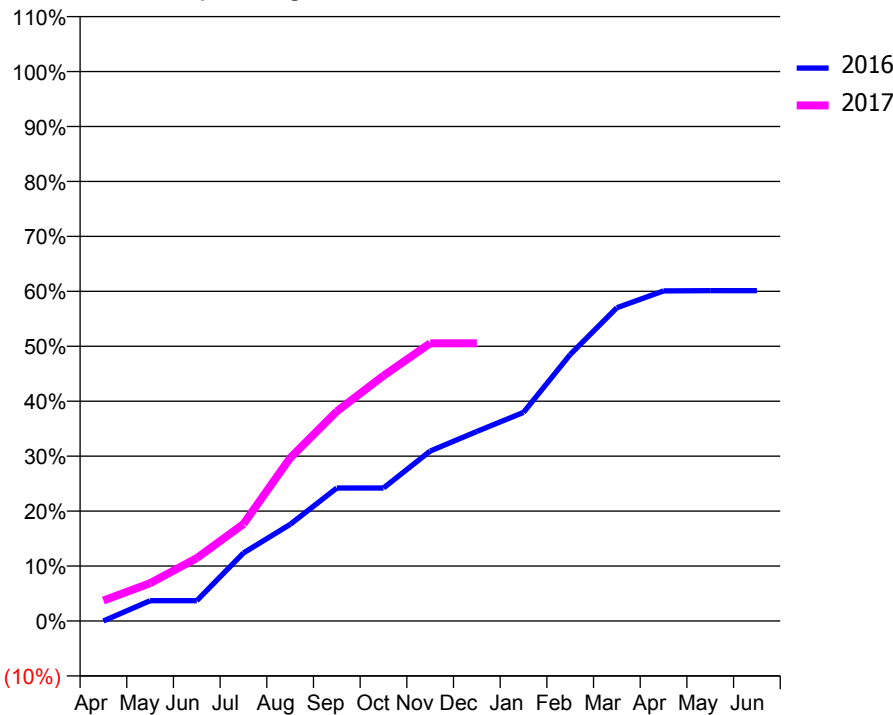
ACCESS*

Patients seen in 24 months	Total	Change since previous quarter
Quarter ending December 2015	1,037	
Quarter ending March 2016	1,031	→
Quarter ending June 2016	1,015	↓
Quarter ending September 2016	1,022	→
Quarter ending December 2016	992	↓
Variance since December 2015	(4.3%)	↓



ACTIVITY

Cumulative percentage of contracted UDA delivered 2016 & 2017



Month	Adjusted Scheduled Activity (UDA)	
	2016	2017
April	0	172
May	170	316
June	170	526
July	570	812
August	808	1,365
September	1,113	1,755
October	1,113	2,053
November	1,422	2,324
December	1,586	2,324
January	1,746	
February	2,230	
March	2,623	
April	2,763	
May	2,766	
June	2,766	

QUALITY

	Quantity	Base Number	Contract	AT	Region	England
% of FP17s for the same patient ID Re-attending within 3 months - Children	30	222	13.5%	11.4%	12.1%	12.4%
% of FP17s for the same patient ID Re-attending within 3 months - Adults	162	834	19.4%	14.8%	15.9%	16.6%
% of FP17s for the same patient ID Re-attending between 3 & 9 months - Children	83	222	37.4%	55.6%	58.6%	57.5%
% of FP17s for the same patient ID Re-attending between 3 & 9 months - Adults	383	834	45.9%	48.1%	51.5%	50.4%
% of FP17s for Band 1 Urgent Courses	71	994	7.1%	8.4%	8.0%	9.1%
% of FP17s Relating to Free Repair or Replacements	6	994	0.6%	0.7%	0.8%	0.8%
% of FP17s Relating to Continuations	0	994	0.0%	1.0%	1.2%	1.3%
% of Patients satisfied with the dentistry they have received	0	0	N/A	93.2%	92.8%	92.7%
% of Patients satisfied with the time they had to wait for an appointment	0	0	N/A	87.4%	89.2%	88.8%

* This is based on patients treated on this contract for their most recent course of treatment. Figures in italics indicate the base number of FP17s or Patient Questionnaire responses are less than 100. N/A is shown where the base number of responses is less than 10 during the period. % is calculated as Quantity/Base number*100

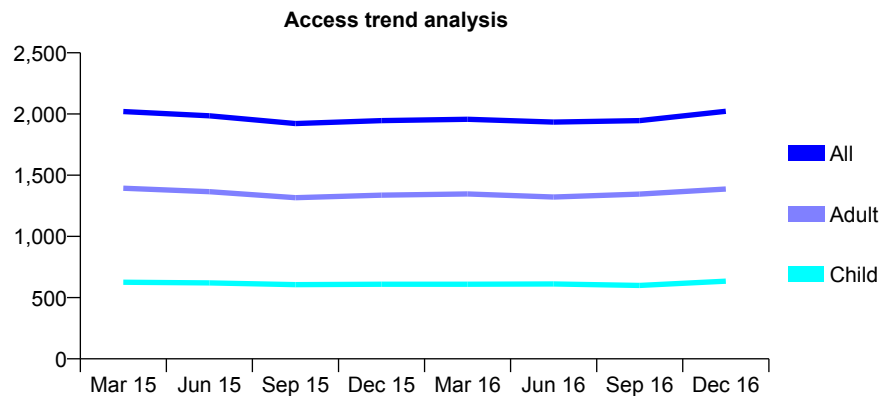
Q58 - Vital Signs At a Glance Contract Report for 241393/0002 - December 2016

Name or company name	MR SH ALI
Contract type name	GDS Contract
Purpose of contract	General
Contract start date	01/10/2009
Contract end date	

16/17 Contracted general activity (UDA)	6,500
Carry forward general activity (UDA)	0
16/17 Contracted orthodontic activity (UOA)	0
Carry forward orthodontic activity (UOA)	0
Baseline contract value	£187,028.51

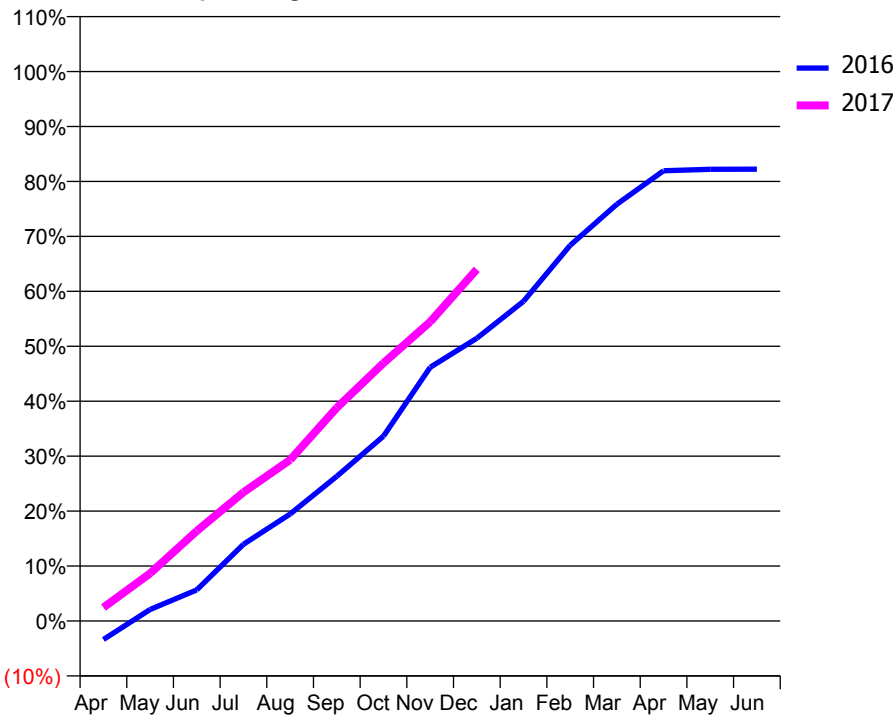
ACCESS*

Patients seen in 24 months	Total	Change since previous quarter
Quarter ending December 2015	1,946	
Quarter ending March 2016	1,957	→
Quarter ending June 2016	1,934	↓
Quarter ending September 2016	1,946	→
Quarter ending December 2016	2,022	↑
Variance since December 2015	3.9%	↑



ACTIVITY

Cumulative percentage of contracted UDA delivered 2016 & 2017



Month	Adjusted Scheduled Activity (UDA)	
	2016	2017
April	-220	160
May	137	563
June	369	1,065
July	908	1,523
August	1,265	1,906
September	1,713	2,523
October	2,188	3,051
November	3,000	3,539
December	3,345	4,160
January	3,781	
February	4,444	
March	4,929	
April	5,325	
May	5,343	
June	5,344	

QUALITY

	Quantity	Base Number	Contract	AT	Region	England
% of FP17s for the same patient ID Re-attending within 3 months - Children	33	604	5.5%	11.4%	12.1%	12.4%
% of FP17s for the same patient ID Re-attending within 3 months - Adults	172	1,064	16.2%	14.8%	15.9%	16.6%
% of FP17s for the same patient ID Re-attending between 3 & 9 months - Children	314	604	52.0%	55.6%	58.6%	57.5%
% of FP17s for the same patient ID Re-attending between 3 & 9 months - Adults	194	1,064	18.2%	48.1%	51.5%	50.4%
% of FP17s for Band 1 Urgent Courses	155	1,559	9.9%	8.4%	8.0%	9.1%
% of FP17s Relating to Free Repair or Replacements	15	1,559	1.0%	0.7%	0.8%	0.8%
% of FP17s Relating to Continuations	42	1,559	2.7%	1.0%	1.2%	1.3%
% of Patients satisfied with the dentistry they have received	0	0	N/A	93.2%	92.8%	92.7%
% of Patients satisfied with the time they had to wait for an appointment	0	0	N/A	87.4%	89.2%	88.8%

* This is based on patients treated on this contract for their most recent course of treatment. Figures in italics indicate the base number of FP17s or Patient Questionnaire responses are less than 100. N/A is shown where the base number of responses is less than 10 during the period. % is calculated as Quantity/Base number*100

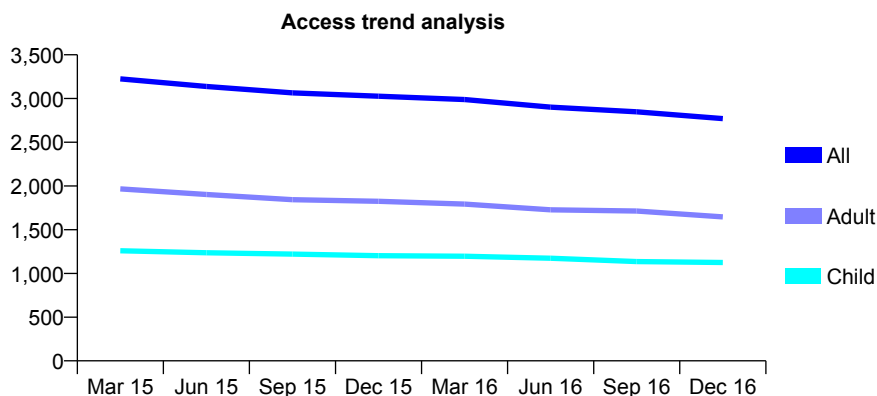
Q58 - Vital Signs At a Glance Contract Report for 243760/0002 - December 2016

Name or company name	MRS U SINGANAYAGAM
Contract type name	GDS Contract
Purpose of contract	General
Contract start date	01/04/2007
Contract end date	

16/17 Contracted general activity (UDA)	6,964
Carry forward general activity (UDA)	-7
16/17 Contracted orthodontic activity (UOA)	0
Carry forward orthodontic activity (UOA)	0
Baseline contract value	£156,528.76

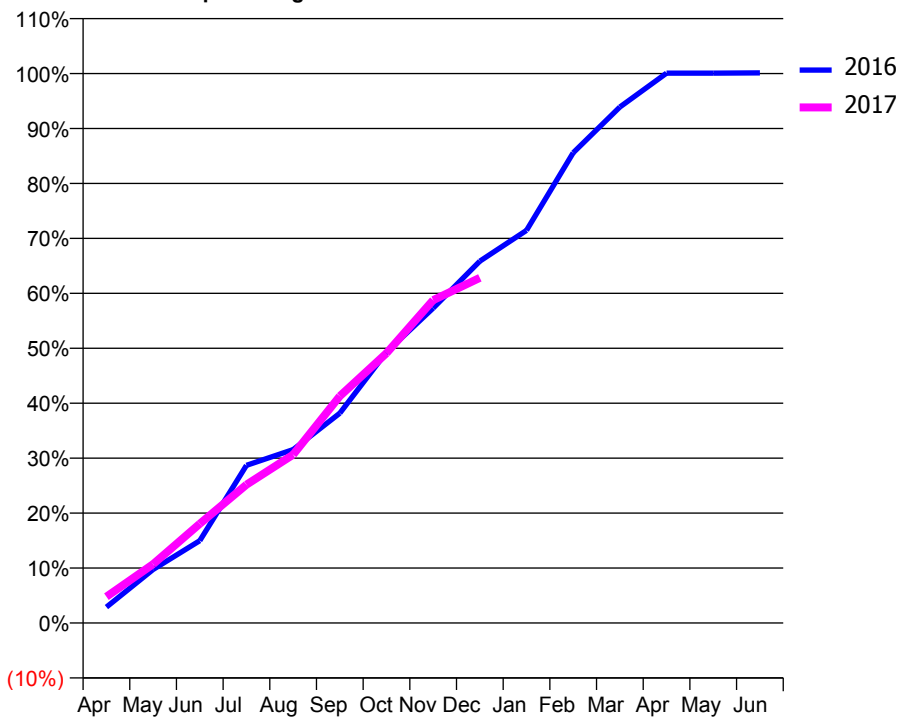
ACCESS*

Patients seen in 24 months	Total	Change since previous quarter
Quarter ending December 2015	3,027	
Quarter ending March 2016	2,988	↓
Quarter ending June 2016	2,901	↓
Quarter ending September 2016	2,848	↓
Quarter ending December 2016	2,771	↓
Variance since December 2015	(8.5%)	↓



ACTIVITY

Cumulative percentage of contracted UDA delivered 2016 & 2017



Month	Adjusted Scheduled Activity (UDA)	
	2016	2017
April	202	334
May	679	747
June	1,043	1,258
July	1,999	1,753
August	2,198	2,133
September	2,658	2,876
October	3,434	3,420
November	3,991	4,093
December	4,586	4,375
January	4,976	
February	5,960	
March	6,539	
April	6,969	
May	6,969	
June	6,971	

QUALITY

	Quantity	Base Number	Contract	AT	Region	England
% of FP17s for the same patient ID Re-attending within 3 months - Children	81	1,231	6.6%	11.4%	12.1%	12.4%
% of FP17s for the same patient ID Re-attending within 3 months - Adults	151	1,411	10.7%	14.8%	15.9%	16.6%
% of FP17s for the same patient ID Re-attending between 3 & 9 months - Children	600	1,231	48.7%	55.6%	58.6%	57.5%
% of FP17s for the same patient ID Re-attending between 3 & 9 months - Adults	658	1,411	46.6%	48.1%	51.5%	50.4%
% of FP17s for Band 1 Urgent Courses	49	2,448	2.0%	8.4%	8.0%	9.1%
% of FP17s Relating to Free Repair or Replacements	36	2,448	1.5%	0.7%	0.8%	0.8%
% of FP17s Relating to Continuations	23	2,448	0.9%	1.0%	1.2%	1.3%
% of Patients satisfied with the dentistry they have received	1	1	N/A	93.2%	92.8%	92.7%
% of Patients satisfied with the time they had to wait for an appointment	1	1	N/A	87.4%	89.2%	88.8%

* This is based on patients treated on this contract for their most recent course of treatment. Figures in italics indicate the base number of FP17s or Patient Questionnaire responses are less than 100. N/A is shown where the base number of responses is less than 10 during the period. % is calculated as Quantity/Base number*100

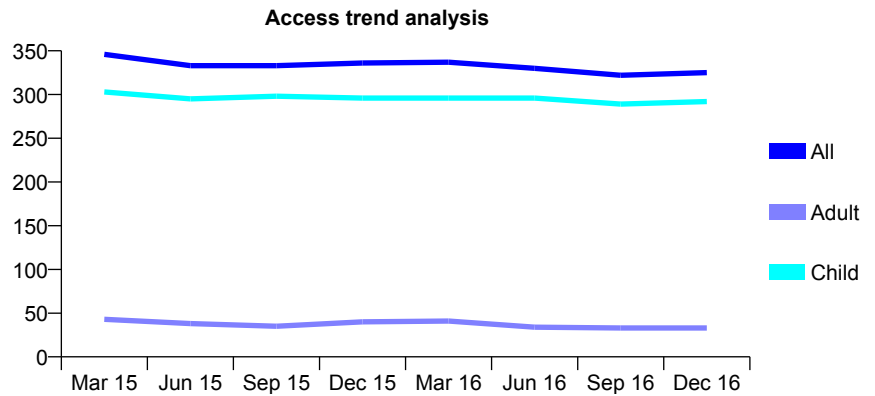
Q58 - Vital Signs At a Glance Contract Report for 244740/0001 - December 2016

Name or company name	MR AN FLATTERS
Contract type name	GDS Contract
Purpose of contract	General
Contract start date	01/04/2006
Contract end date	

16/17 Contracted general activity (UDA)	610
Carry forward general activity (UDA)	0
16/17 Contracted orthodontic activity (UOA)	0
Carry forward orthodontic activity (UOA)	0
Baseline contract value	£15,096.48

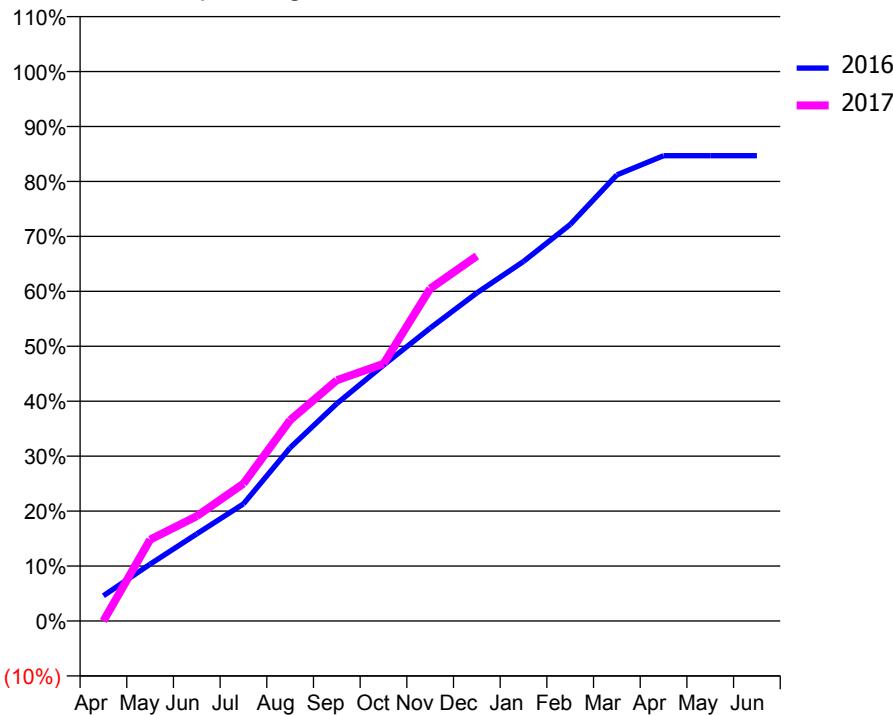
ACCESS*

Patients seen in 24 months	Total	Change since previous quarter
Quarter ending December 2015	336	
Quarter ending March 2016	337	→
Quarter ending June 2016	330	↓
Quarter ending September 2016	322	↓
Quarter ending December 2016	325	→
Variance since December 2015	(3.3%)	↓



ACTIVITY

Cumulative percentage of contracted UDA delivered 2016 & 2017



Month	Adjusted Scheduled Activity (UDA)	
	2016	2017
April	28	0
May	63	90
June	97	116
July	130	153
August	192	223
September	241	267
October	284	285
November	325	369
December	364	405
January	399	
February	440	
March	495	
April	517	
May	517	
June	517	

QUALITY

	Quantity	Base Number	Contract	AT	Region	England
% of FP17s for the same patient ID Re-attending within 3 months - Children	15	315	4.8%	11.4%	12.1%	12.4%
% of FP17s for the same patient ID Re-attending within 3 months - Adults	1	9	<i>11.1%</i>	14.8%	15.9%	16.6%
% of FP17s for the same patient ID Re-attending between 3 & 9 months - Children	181	315	57.5%	55.6%	58.6%	57.5%
% of FP17s for the same patient ID Re-attending between 3 & 9 months - Adults	7	9	<i>77.8%</i>	48.1%	51.5%	50.4%
% of FP17s for Band 1 Urgent Courses	11	307	3.6%	8.4%	8.0%	9.1%
% of FP17s Relating to Free Repair or Replacements	0	307	0.0%	0.7%	0.8%	0.8%
% of FP17s Relating to Continuations	3	307	1.0%	1.0%	1.2%	1.3%
% of Patients satisfied with the dentistry they have received	0	0	N/A	93.2%	92.8%	92.7%
% of Patients satisfied with the time they had to wait for an appointment	0	0	N/A	87.4%	89.2%	88.8%

* This is based on patients treated on this contract for their most recent course of treatment. Figures in italics indicate the base number of FP17s or Patient Questionnaire responses are less than 100. N/A is shown where the base number of responses is less than 10 during the period. % is calculated as Quantity/Base number*100

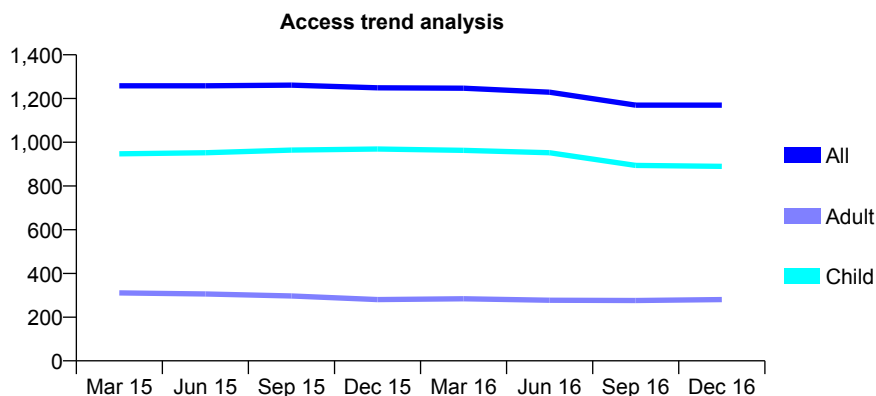
Q58 - Vital Signs At a Glance Contract Report for 244961/0001 - December 2016

Name or company name	MR RF COLIN
Contract type name	GDS Contract
Purpose of contract	General
Contract start date	01/04/2006
Contract end date	

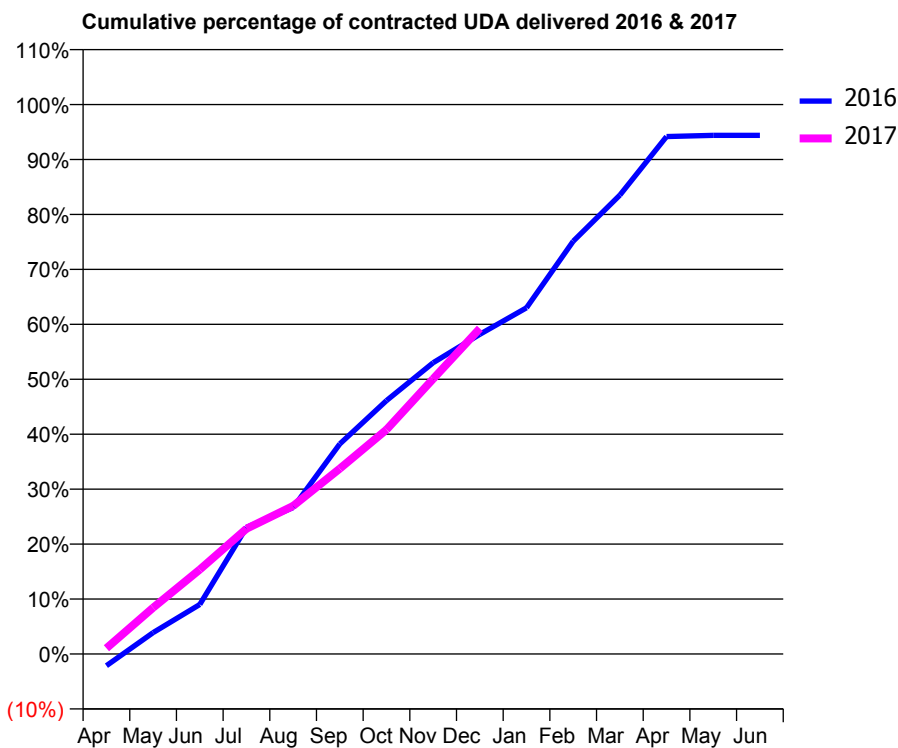
16/17 Contracted general activity (UDA)	2,200
Carry forward general activity (UDA)	0
16/17 Contracted orthodontic activity (UOA)	0
Carry forward orthodontic activity (UOA)	0
Baseline contract value	£53,444.28

ACCESS*

Patients seen in 24 months	Total	Change since previous quarter
Quarter ending December 2015	1,249	
Quarter ending March 2016	1,247	→
Quarter ending June 2016	1,229	↓
Quarter ending September 2016	1,170	↓
Quarter ending December 2016	1,170	→
Variance since December 2015	(6.3%)	↓



ACTIVITY



Month	Adjusted Scheduled Activity (UDA)	
	2016	2017
April	-48	23
May	87	185
June	202	338
July	516	502
August	597	593
September	856	742
October	1,033	898
November	1,187	1,102
December	1,303	1,304
January	1,412	
February	1,683	
March	1,871	
April	2,109	
May	2,114	
June	2,114	

QUALITY

	Quantity	Base Number	Contract	AT	Region	England
% of FP17s for the same patient ID Re-attending within 3 months - Children	51	983	5.2%	11.4%	12.1%	12.4%
% of FP17s for the same patient ID Re-attending within 3 months - Adults	20	170	11.8%	14.8%	15.9%	16.6%
% of FP17s for the same patient ID Re-attending between 3 & 9 months - Children	608	983	61.9%	55.6%	58.6%	57.5%
% of FP17s for the same patient ID Re-attending between 3 & 9 months - Adults	87	170	51.2%	48.1%	51.5%	50.4%
% of FP17s for Band 1 Urgent Courses	13	990	1.3%	8.4%	8.0%	9.1%
% of FP17s Relating to Free Repair or Replacements	3	990	0.3%	0.7%	0.8%	0.8%
% of FP17s Relating to Continuations	3	990	0.3%	1.0%	1.2%	1.3%
% of Patients satisfied with the dentistry they have received	0	0	N/A	93.2%	92.8%	92.7%
% of Patients satisfied with the time they had to wait for an appointment	0	0	N/A	87.4%	89.2%	88.8%

* This is based on patients treated on this contract for their most recent course of treatment. Figures in italics indicate the base number of FP17s or Patient Questionnaire responses are less than 100. N/A is shown where the base number of responses is less than 10 during the period. % is calculated as Quantity/Base number*100

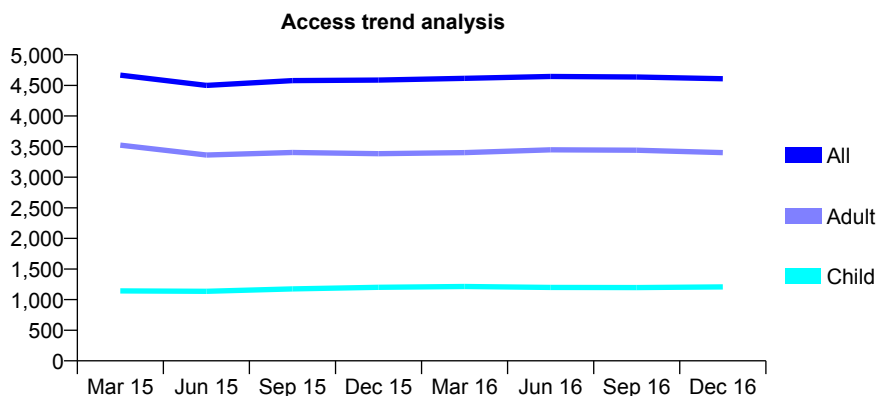
Q58 - Vital Signs At a Glance Contract Report for 245240/0001 - December 2016

Name or company name	MR A PELUSO
Contract type name	GDS Contract
Purpose of contract	General
Contract start date	01/04/2006
Contract end date	

16/17 Contracted general activity (UDA)	11,200
Carry forward general activity (UDA)	-101
16/17 Contracted orthodontic activity (UOA)	0
Carry forward orthodontic activity (UOA)	0
Baseline contract value	£330,110.15

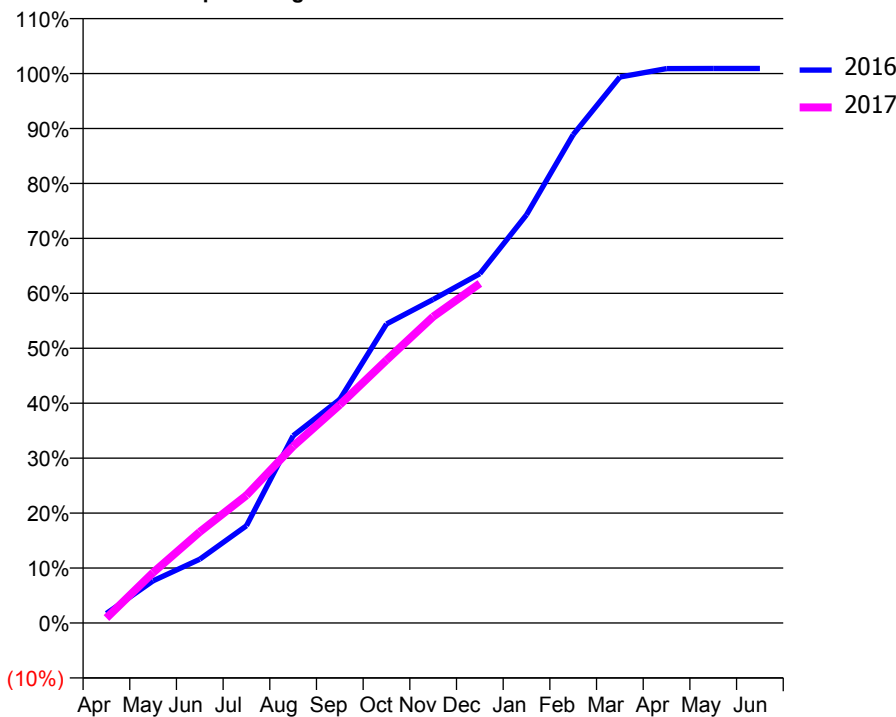
ACCESS*

Patients seen in 24 months	Total	Change since previous quarter
Quarter ending December 2015	4,587	
Quarter ending March 2016	4,616	→
Quarter ending June 2016	4,647	→
Quarter ending September 2016	4,638	→
Quarter ending December 2016	4,609	→
Variance since December 2015	0.5%	→



ACTIVITY

Cumulative percentage of contracted UDA delivered 2016 & 2017



Month	Adjusted Scheduled Activity (UDA)	
	2016	2017
April	193	101
May	859	1,029
June	1,300	1,859
July	1,983	2,603
August	3,817	3,601
September	4,560	4,449
October	6,094	5,359
November	6,594	6,244
December	7,120	6,920
January	8,320	
February	9,954	
March	11,129	
April	11,300	
May	11,301	
June	11,301	

QUALITY

	Quantity	Base Number	Contract	AT	Region	England
% of FP17s for the same patient ID Re-attending within 3 months - Children	93	1,111	8.4%	11.4%	12.1%	12.4%
% of FP17s for the same patient ID Re-attending within 3 months - Adults	453	2,753	16.5%	14.8%	15.9%	16.6%
% of FP17s for the same patient ID Re-attending between 3 & 9 months - Children	564	1,111	50.8%	55.6%	58.6%	57.5%
% of FP17s for the same patient ID Re-attending between 3 & 9 months - Adults	1,183	2,753	43.0%	48.1%	51.5%	50.4%
% of FP17s for Band 1 Urgent Courses	386	3,213	12.0%	8.4%	8.0%	9.1%
% of FP17s Relating to Free Repair or Replacements	17	3,213	0.5%	0.7%	0.8%	0.8%
% of FP17s Relating to Continuations	11	3,213	0.3%	1.0%	1.2%	1.3%
% of Patients satisfied with the dentistry they have received	8	8	N/A	93.2%	92.8%	92.7%
% of Patients satisfied with the time they had to wait for an appointment	7	8	N/A	87.4%	89.2%	88.8%

* This is based on patients treated on this contract for their most recent course of treatment. Figures in italics indicate the base number of FP17s or Patient Questionnaire responses are less than 100. N/A is shown where the base number of responses is less than 10 during the period. % is calculated as Quantity/Base number*100

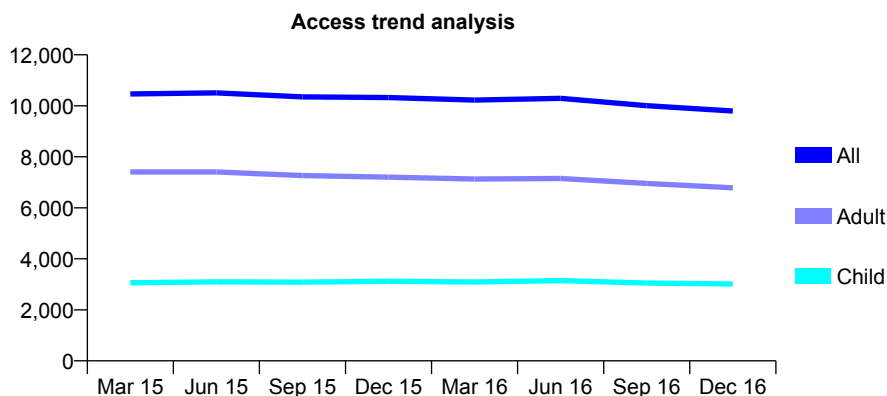
Q58 - Vital Signs At a Glance Contract Report for 245240/0002 - December 2016

Name or company name	MR A PELUSO
Contract type name	GDS Contract
Purpose of contract	General
Contract start date	01/04/2006
Contract end date	

16/17 Contracted general activity (UDA)	22,415
Carry forward general activity (UDA)	-100
16/17 Contracted orthodontic activity (UOA)	0
Carry forward orthodontic activity (UOA)	0
Baseline contract value	£583,120.60

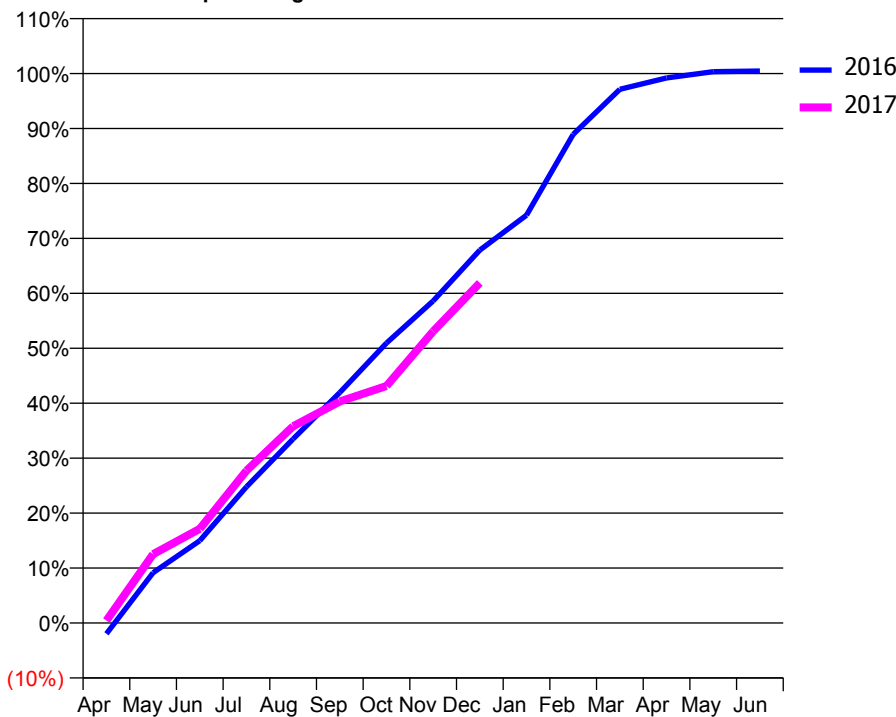
ACCESS*

Patients seen in 24 months	Total	Change since previous quarter
Quarter ending December 2015	10,325	
Quarter ending March 2016	10,225	→
Quarter ending June 2016	10,294	→
Quarter ending September 2016	10,006	↓
Quarter ending December 2016	9,798	↓
Variance since December 2015	(5.1%)	↓



ACTIVITY

Cumulative percentage of contracted UDA delivered 2016 & 2017



Month	Adjusted Scheduled Activity (UDA)	
	2016	2017
April	-441	100
May	2,054	2,810
June	3,357	3,843
July	5,557	6,215
August	7,507	8,025
September	9,399	9,035
October	11,422	9,667
November	13,139	11,901
December	15,209	13,875
January	16,639	
February	19,932	
March	21,770	
April	22,232	
May	22,491	
June	22,515	

QUALITY

	Quantity	Base Number	Contract	AT	Region	England
% of FP17s for the same patient ID Re-attending within 3 months - Children	266	2,927	9.1%	11.4%	12.1%	12.4%
% of FP17s for the same patient ID Re-attending within 3 months - Adults	882	5,964	14.8%	14.8%	15.9%	16.6%
% of FP17s for the same patient ID Re-attending between 3 & 9 months - Children	1,646	2,927	56.2%	55.6%	58.6%	57.5%
% of FP17s for the same patient ID Re-attending between 3 & 9 months - Adults	3,324	5,964	55.7%	48.1%	51.5%	50.4%
% of FP17s for Band 1 Urgent Courses	556	7,368	7.5%	8.4%	8.0%	9.1%
% of FP17s Relating to Free Repair or Replacements	66	7,368	0.9%	0.7%	0.8%	0.8%
% of FP17s Relating to Continuations	24	7,368	0.3%	1.0%	1.2%	1.3%
% of Patients satisfied with the dentistry they have received	3	6	N/A	93.2%	92.8%	92.7%
% of Patients satisfied with the time they had to wait for an appointment	6	6	N/A	87.4%	89.2%	88.8%

* This is based on patients treated on this contract for their most recent course of treatment. Figures in italics indicate the base number of FP17s or Patient Questionnaire responses are less than 100. N/A is shown where the base number of responses is less than 10 during the period. % is calculated as Quantity/Base number*100

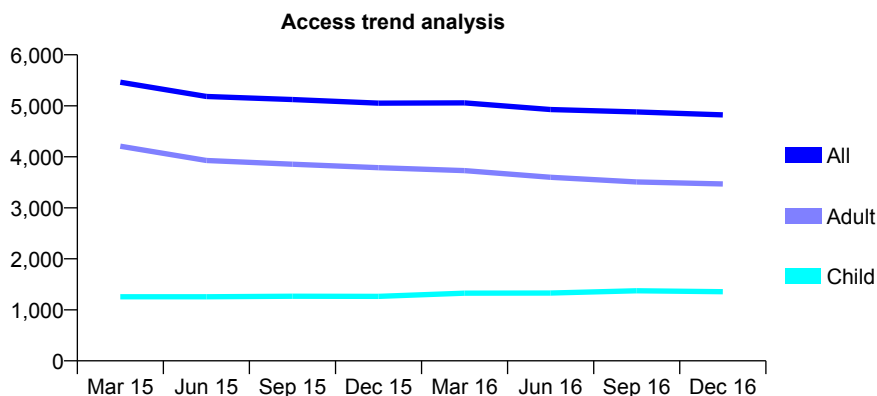
Q58 - Vital Signs At a Glance Contract Report for 245240/0007 - December 2016

Name or company name	MR A PELUSO
Contract type name	GDS Contract
Purpose of contract	General
Contract start date	18/08/2012
Contract end date	

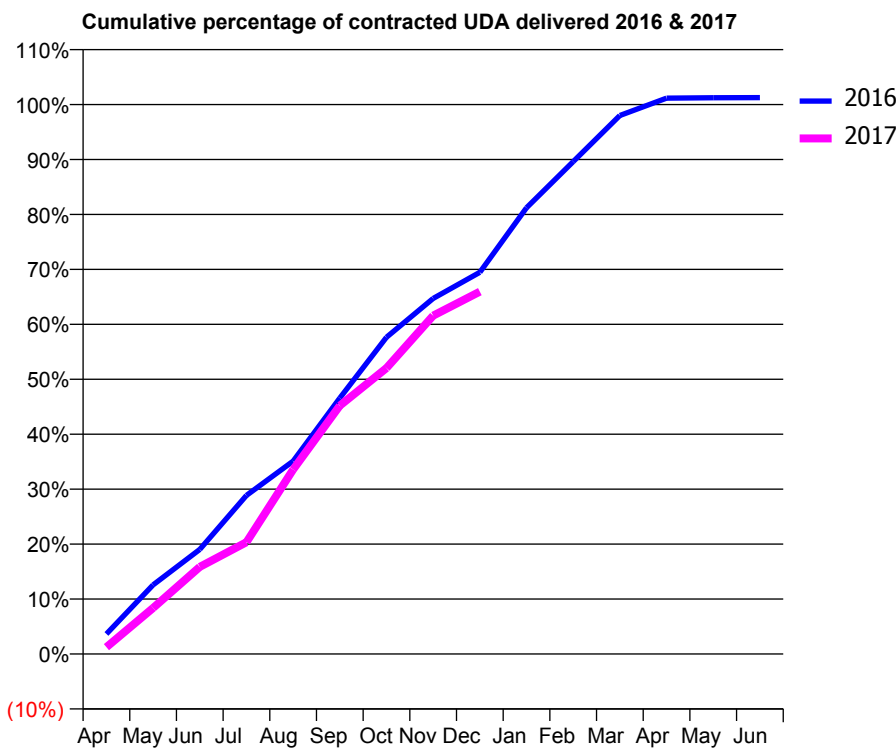
16/17 Contracted general activity (UDA)	10,145
Carry forward general activity (UDA)	-126
16/17 Contracted orthodontic activity (UOA)	0
Carry forward orthodontic activity (UOA)	0
Baseline contract value	£223,596.61

ACCESS*

Patients seen in 24 months	Total	Change since previous quarter
Quarter ending December 2015	5,051	
Quarter ending March 2016	5,057	→
Quarter ending June 2016	4,927	↓
Quarter ending September 2016	4,881	→
Quarter ending December 2016	4,822	↓
Variance since December 2015	(4.5%)	↓



ACTIVITY



Month	Adjusted Scheduled Activity (UDA)	
	2016	2017
April	370	126
May	1,278	850
June	1,932	1,609
July	2,928	2,063
August	3,562	3,406
September	4,727	4,585
October	5,849	5,279
November	6,564	6,248
December	7,046	6,690
January	8,238	
February	9,091	
March	9,942	
April	10,263	
May	10,270	
June	10,272	

QUALITY

	Quantity	Base Number	Contract	AT	Region	England
% of FP17s for the same patient ID Re-attending within 3 months - Children	82	1,363	6.0%	11.4%	12.1%	12.4%
% of FP17s for the same patient ID Re-attending within 3 months - Adults	270	2,359	11.4%	14.8%	15.9%	16.6%
% of FP17s for the same patient ID Re-attending between 3 & 9 months - Children	739	1,363	54.2%	55.6%	58.6%	57.5%
% of FP17s for the same patient ID Re-attending between 3 & 9 months - Adults	912	2,359	38.7%	48.1%	51.5%	50.4%
% of FP17s for Band 1 Urgent Courses	342	3,525	9.7%	8.4%	8.0%	9.1%
% of FP17s Relating to Free Repair or Replacements	39	3,525	1.1%	0.7%	0.8%	0.8%
% of FP17s Relating to Continuations	22	3,525	0.6%	1.0%	1.2%	1.3%
% of Patients satisfied with the dentistry they have received	3	3	N/A	93.2%	92.8%	92.7%
% of Patients satisfied with the time they had to wait for an appointment	3	3	N/A	87.4%	89.2%	88.8%

* This is based on patients treated on this contract for their most recent course of treatment. Figures in italics indicate the base number of FP17s or Patient Questionnaire responses are less than 100. N/A is shown where the base number of responses is less than 10 during the period. % is calculated as Quantity/Base number*100

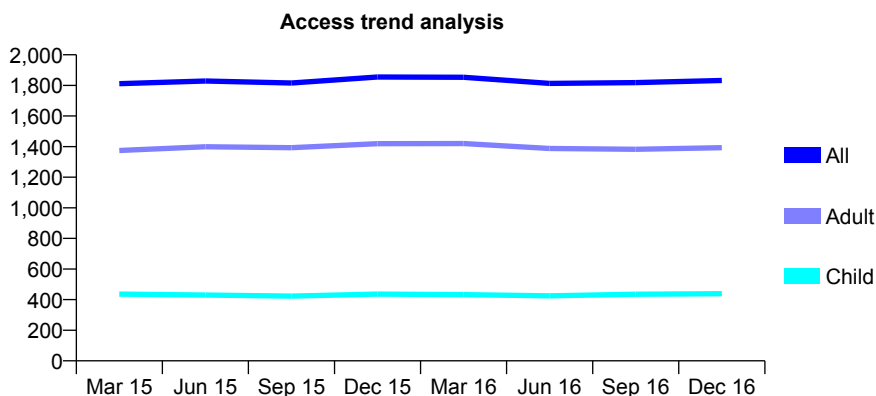
Q58 - Vital Signs At a Glance Contract Report for 246263/0001 - December 2016

Name or company name	MR NF FARYAD
Contract type name	GDS Contract
Purpose of contract	General
Contract start date	01/04/2006
Contract end date	

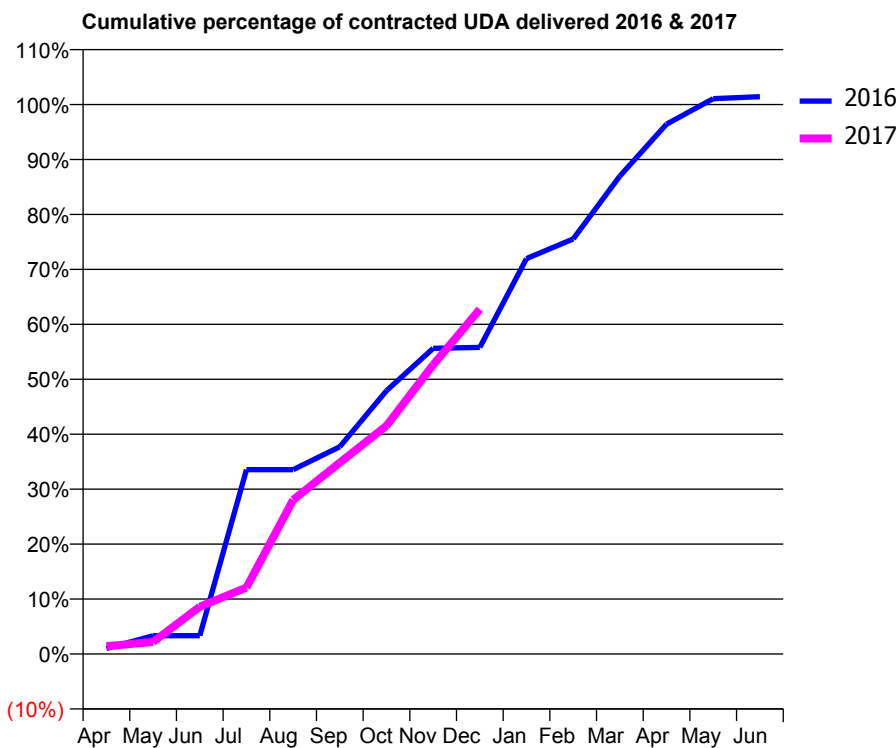
16/17 Contracted general activity (UDA)	8,525
Carry forward general activity (UDA)	-122
16/17 Contracted orthodontic activity (UOA)	0
Carry forward orthodontic activity (UOA)	0
Baseline contract value	£237,294.82

ACCESS*

Patients seen in 24 months	Total	Change since previous quarter
Quarter ending December 2015	1,855	
Quarter ending March 2016	1,853	→
Quarter ending June 2016	1,813	↓
Quarter ending September 2016	1,818	→
Quarter ending December 2016	1,832	→
Variance since December 2015	(1.2%)	↓



ACTIVITY



Month	Adjusted Scheduled Activity (UDA)	
	2016	2017
April	85	122
May	285	188
June	285	733
July	2,861	1,031
August	2,861	2,390
September	3,217	2,970
October	4,084	3,540
November	4,742	4,486
December	4,758	5,349
January	6,135	
February	6,440	
March	7,416	
April	8,220	
May	8,616	
June	8,647	

QUALITY

	Quantity	Base Number	Contract	AT	Region	England
% of FP17s for the same patient ID Re-attending within 3 months - Children	27	503	5.4%	11.4%	12.1%	12.4%
% of FP17s for the same patient ID Re-attending within 3 months - Adults	153	1,390	11.0%	14.8%	15.9%	16.6%
% of FP17s for the same patient ID Re-attending between 3 & 9 months - Children	312	503	62.0%	55.6%	58.6%	57.5%
% of FP17s for the same patient ID Re-attending between 3 & 9 months - Adults	754	1,390	54.2%	48.1%	51.5%	50.4%
% of FP17s for Band 1 Urgent Courses	18	1,503	1.2%	8.4%	8.0%	9.1%
% of FP17s Relating to Free Repair or Replacements	4	1,503	0.3%	0.7%	0.8%	0.8%
% of FP17s Relating to Continuations	11	1,503	0.7%	1.0%	1.2%	1.3%
% of Patients satisfied with the dentistry they have received	0	0	N/A	93.2%	92.8%	92.7%
% of Patients satisfied with the time they had to wait for an appointment	0	0	N/A	87.4%	89.2%	88.8%

* This is based on patients treated on this contract for their most recent course of treatment. Figures in italics indicate the base number of FP17s or Patient Questionnaire responses are less than 100. N/A is shown where the base number of responses is less than 10 during the period. % is calculated as Quantity/Base number*100

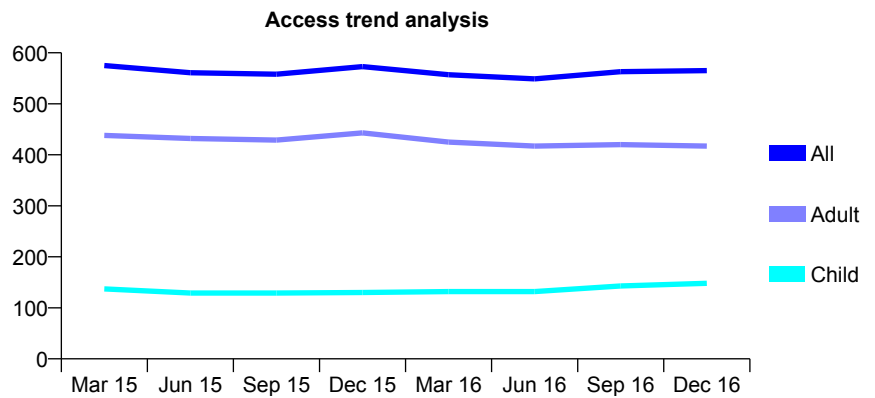
Q58 - Vital Signs At a Glance Contract Report for 251240/0001 - December 2016

Name or company name	MISS NB YELLA
Contract type name	GDS Contract
Purpose of contract	General
Contract start date	01/02/2008
Contract end date	

16/17 Contracted general activity (UDA)	1,679
Carry forward general activity (UDA)	-22
16/17 Contracted orthodontic activity (UOA)	0
Carry forward orthodontic activity (UOA)	0
Baseline contract value	£47,645.51

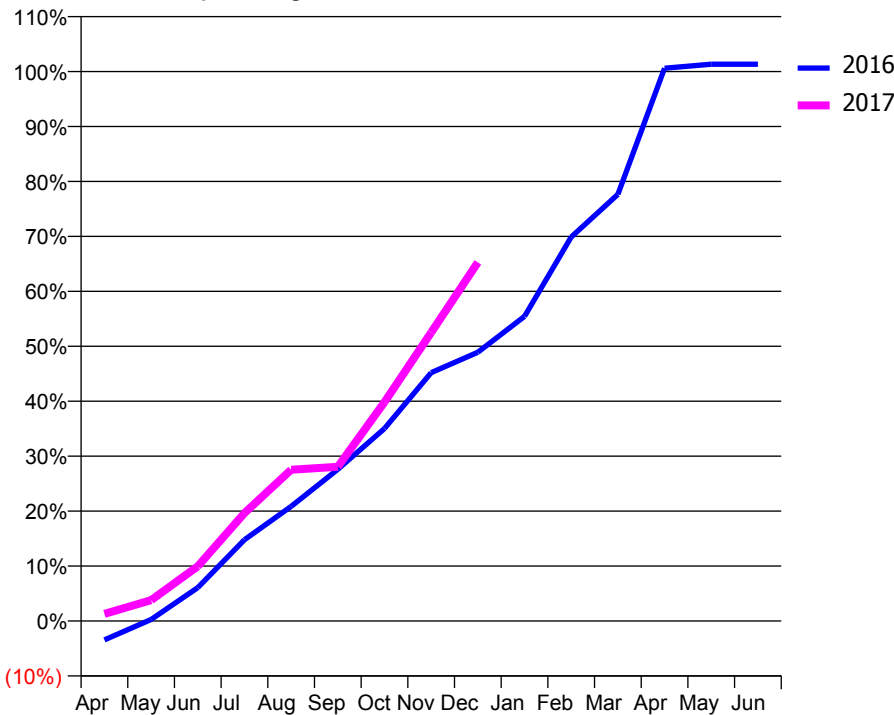
ACCESS*

Patients seen in 24 months	Total	Change since previous quarter
Quarter ending December 2015	573	
Quarter ending March 2016	557	↓
Quarter ending June 2016	549	↓
Quarter ending September 2016	563	↑
Quarter ending December 2016	565	→
Variance since December 2015	(1.4%)	↓



ACTIVITY

Cumulative percentage of contracted UDA delivered 2016 & 2017



Month	Adjusted Scheduled Activity (UDA)	
	2016	2017
April	-58	22
May	5	64
June	102	167
July	248	330
August	350	462
September	464	471
October	588	669
November	759	881
December	821	1,096
January	931	
February	1,173	
March	1,304	
April	1,689	
May	1,701	
June	1,701	

QUALITY

	Quantity	Base Number	Contract	AT	Region	England
% of FP17s for the same patient ID Re-attending within 3 months - Children	14	159	8.8%	11.4%	12.1%	12.4%
% of FP17s for the same patient ID Re-attending within 3 months - Adults	31	273	11.4%	14.8%	15.9%	16.6%
% of FP17s for the same patient ID Re-attending between 3 & 9 months - Children	77	159	48.4%	55.6%	58.6%	57.5%
% of FP17s for the same patient ID Re-attending between 3 & 9 months - Adults	80	273	29.3%	48.1%	51.5%	50.4%
% of FP17s for Band 1 Urgent Courses	55	347	15.9%	8.4%	8.0%	9.1%
% of FP17s Relating to Free Repair or Replacements	17	347	4.9%	0.7%	0.8%	0.8%
% of FP17s Relating to Continuations	1	347	0.3%	1.0%	1.2%	1.3%
% of Patients satisfied with the dentistry they have received	1	1	N/A	93.2%	92.8%	92.7%
% of Patients satisfied with the time they had to wait for an appointment	1	1	N/A	87.4%	89.2%	88.8%

* This is based on patients treated on this contract for their most recent course of treatment. Figures in italics indicate the base number of FP17s or Patient Questionnaire responses are less than 100. N/A is shown where the base number of responses is less than 10 during the period. % is calculated as Quantity/Base number*100

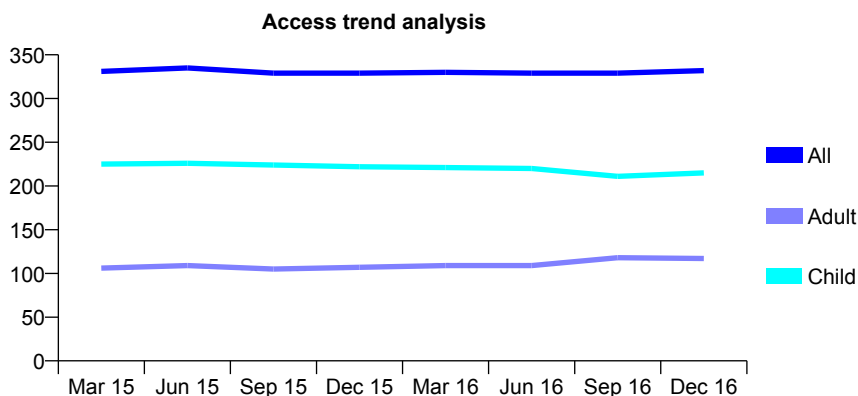
Q58 - Vital Signs At a Glance Contract Report for 256528/0001 - December 2016

Name or company name	MR JW BRAZIER
Contract type name	GDS Contract
Purpose of contract	General
Contract start date	01/04/2006
Contract end date	

16/17 Contracted general activity (UDA)	800
Carry forward general activity (UDA)	0
16/17 Contracted orthodontic activity (UOA)	0
Carry forward orthodontic activity (UOA)	0
Baseline contract value	£18,188.60

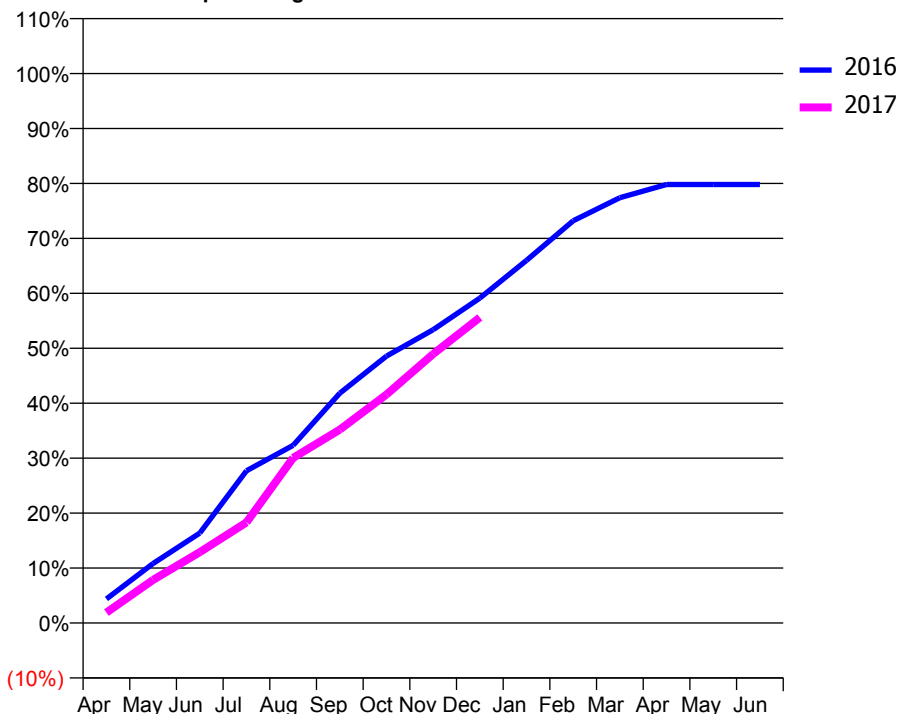
ACCESS*

Patients seen in 24 months	Total	Change since previous quarter
Quarter ending December 2015	329	
Quarter ending March 2016	330	→
Quarter ending June 2016	329	→
Quarter ending September 2016	329	→
Quarter ending December 2016	332	→
Variance since December 2015	0.9%	→



ACTIVITY

Cumulative percentage of contracted UDA delivered 2016 & 2017



Month	Adjusted Scheduled Activity (UDA)	
	2016	2017
April	35	15
May	87	63
June	131	103
July	222	146
August	259	240
September	335	282
October	389	333
November	427	392
December	473	445
January	528	
February	586	
March	619	
April	638	
May	638	
June	638	

QUALITY

	Quantity	Base Number	Contract	AT	Region	England
% of FP17s for the same patient ID Re-attending within 3 months - Children	21	239	8.8%	11.4%	12.1%	12.4%
% of FP17s for the same patient ID Re-attending within 3 months - Adults	16	77	20.8%	14.8%	15.9%	16.6%
% of FP17s for the same patient ID Re-attending between 3 & 9 months - Children	132	239	55.2%	55.6%	58.6%	57.5%
% of FP17s for the same patient ID Re-attending between 3 & 9 months - Adults	38	77	49.4%	48.1%	51.5%	50.4%
% of FP17s for Band 1 Urgent Courses	9	303	3.0%	8.4%	8.0%	9.1%
% of FP17s Relating to Free Repair or Replacements	2	303	0.7%	0.7%	0.8%	0.8%
% of FP17s Relating to Continuations	0	303	0.0%	1.0%	1.2%	1.3%
% of Patients satisfied with the dentistry they have received	1	1	N/A	93.2%	92.8%	92.7%
% of Patients satisfied with the time they had to wait for an appointment	1	1	N/A	87.4%	89.2%	88.8%

* This is based on patients treated on this contract for their most recent course of treatment. Figures in italics indicate the base number of FP17s or Patient Questionnaire responses are less than 100. N/A is shown where the base number of responses is less than 10 during the period. % is calculated as Quantity/Base number*100

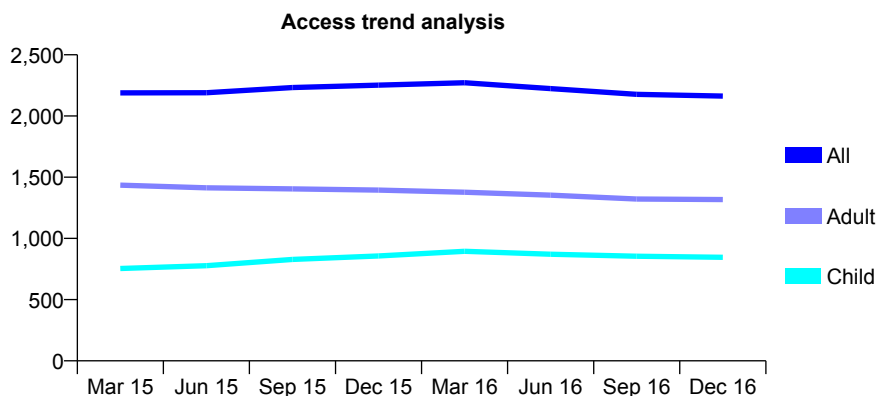
Q58 - Vital Signs At a Glance Contract Report for 257141/0002 - December 2016

Name or company name	MR J CRAIG
Contract type name	GDS Contract
Purpose of contract	General
Contract start date	01/07/2012
Contract end date	

16/17 Contracted general activity (UDA)	7,200
Carry forward general activity (UDA)	108
16/17 Contracted orthodontic activity (UOA)	0
Carry forward orthodontic activity (UOA)	0
Baseline contract value	£161,760.55

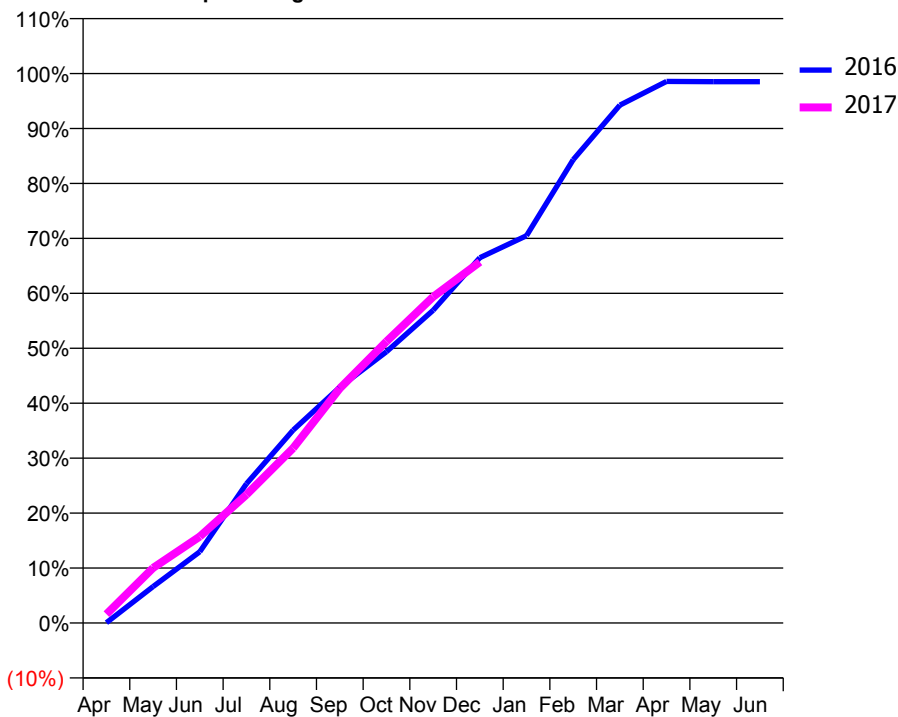
ACCESS*

Patients seen in 24 months	Total	Change since previous quarter
Quarter ending December 2015	2,252	
Quarter ending March 2016	2,272	→
Quarter ending June 2016	2,224	↓
Quarter ending September 2016	2,177	↓
Quarter ending December 2016	2,163	→
Variance since December 2015	(4.0%)	↓



ACTIVITY

Cumulative percentage of contracted UDA delivered 2016 & 2017



Month	Adjusted Scheduled Activity (UDA)	
	2016	2017
April	4	115
May	477	722
June	933	1,132
July	1,826	1,682
August	2,528	2,292
September	3,089	3,074
October	3,555	3,689
November	4,099	4,275
December	4,786	4,731
January	5,076	
February	6,070	
March	6,785	
April	7,096	
May	7,092	
June	7,092	

QUALITY

	Quantity	Base Number	Contract	AT	Region	England
% of FP17s for the same patient ID Re-attending within 3 months - Children	82	1,071	7.7%	11.4%	12.1%	12.4%
% of FP17s for the same patient ID Re-attending within 3 months - Adults	264	1,623	16.3%	14.8%	15.9%	16.6%
% of FP17s for the same patient ID Re-attending between 3 & 9 months - Children	774	1,071	72.3%	55.6%	58.6%	57.5%
% of FP17s for the same patient ID Re-attending between 3 & 9 months - Adults	1,086	1,623	66.9%	48.1%	51.5%	50.4%
% of FP17s for Band 1 Urgent Courses	202	2,552	7.9%	8.4%	8.0%	9.1%
% of FP17s Relating to Free Repair or Replacements	11	2,552	0.4%	0.7%	0.8%	0.8%
% of FP17s Relating to Continuations	0	2,552	0.0%	1.0%	1.2%	1.3%
% of Patients satisfied with the dentistry they have received	3	3	N/A	93.2%	92.8%	92.7%
% of Patients satisfied with the time they had to wait for an appointment	3	3	N/A	87.4%	89.2%	88.8%

* This is based on patients treated on this contract for their most recent course of treatment. Figures in italics indicate the base number of FP17s or Patient Questionnaire responses are less than 100. N/A is shown where the base number of responses is less than 10 during the period. % is calculated as Quantity/Base number*100

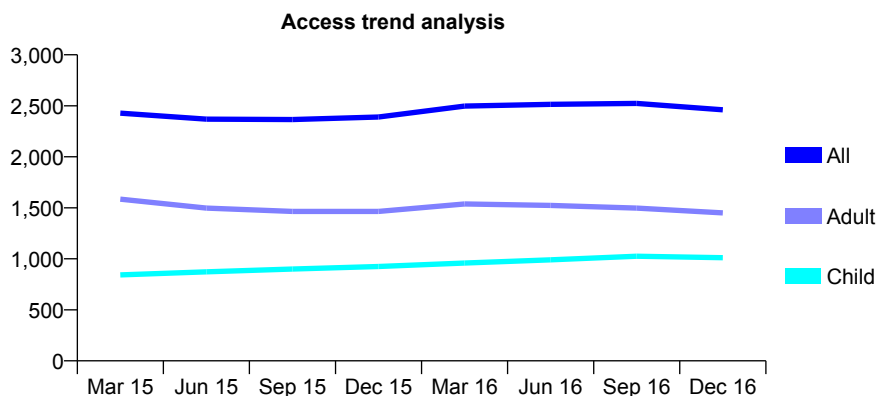
Q58 - Vital Signs At a Glance Contract Report for 258598/0001 - December 2016

Name or company name	MR S OLDHAM
Contract type name	GDS Contract
Purpose of contract	General
Contract start date	01/04/2007
Contract end date	

16/17 Contracted general activity (UDA)	4,667
Carry forward general activity (UDA)	0
16/17 Contracted orthodontic activity (UOA)	0
Carry forward orthodontic activity (UOA)	0
Baseline contract value	£115,880.67

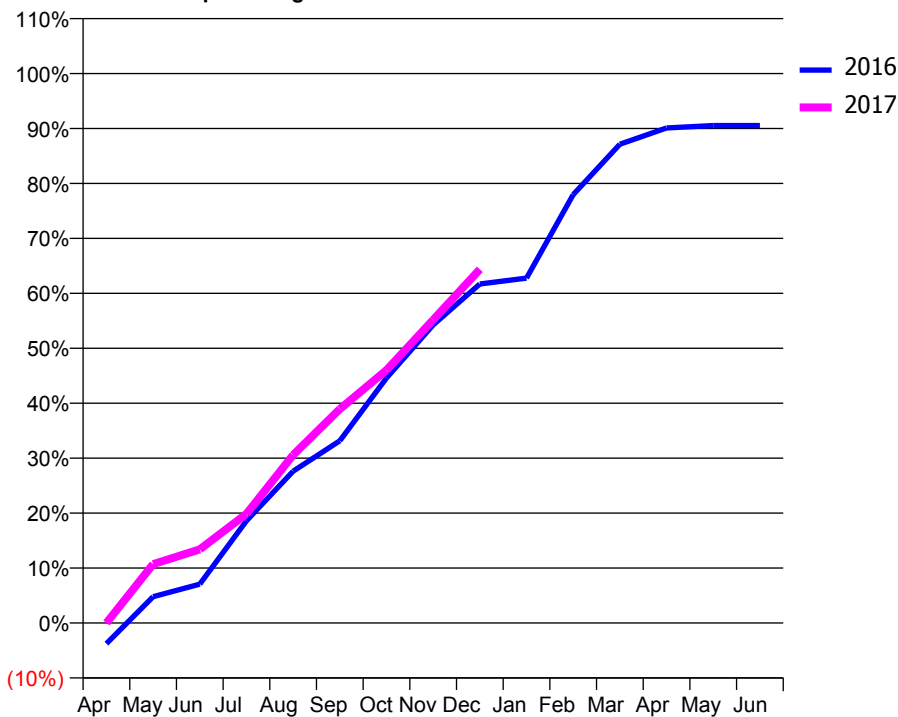
ACCESS*

Patients seen in 24 months	Total	Change since previous quarter
Quarter ending December 2015	2,390	
Quarter ending March 2016	2,497	↑
Quarter ending June 2016	2,514	→
Quarter ending September 2016	2,524	→
Quarter ending December 2016	2,461	↓
Variance since December 2015	3.0%	↑



ACTIVITY

Cumulative percentage of contracted UDA delivered 2016 & 2017



Month	Adjusted Scheduled Activity (UDA)	
	2016	2017
April	-176	0
May	224	500
June	330	626
July	868	927
August	1,290	1,427
September	1,548	1,817
October	2,081	2,148
November	2,532	2,575
December	2,879	3,004
January	2,930	
February	3,639	
March	4,067	
April	4,205	
May	4,225	
June	4,225	

QUALITY

	Quantity	Base Number	Contract	AT	Region	England
% of FP17s for the same patient ID Re-attending within 3 months - Children	74	1,072	6.9%	11.4%	12.1%	12.4%
% of FP17s for the same patient ID Re-attending within 3 months - Adults	152	1,185	12.8%	14.8%	15.9%	16.6%
% of FP17s for the same patient ID Re-attending between 3 & 9 months - Children	615	1,072	57.4%	55.6%	58.6%	57.5%
% of FP17s for the same patient ID Re-attending between 3 & 9 months - Adults	545	1,185	46.0%	48.1%	51.5%	50.4%
% of FP17s for Band 1 Urgent Courses	148	1,651	9.0%	8.4%	8.0%	9.1%
% of FP17s Relating to Free Repair or Replacements	2	1,651	0.1%	0.7%	0.8%	0.8%
% of FP17s Relating to Continuations	17	1,651	1.0%	1.0%	1.2%	1.3%
% of Patients satisfied with the dentistry they have received	2	2	N/A	93.2%	92.8%	92.7%
% of Patients satisfied with the time they had to wait for an appointment	2	2	N/A	87.4%	89.2%	88.8%

* This is based on patients treated on this contract for their most recent course of treatment. Figures in italics indicate the base number of FP17s or Patient Questionnaire responses are less than 100. N/A is shown where the base number of responses is less than 10 during the period. % is calculated as Quantity/Base number*100

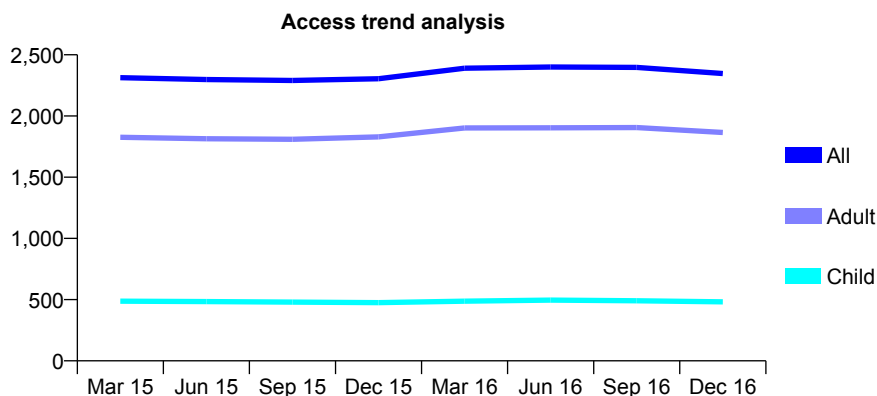
Q58 - Vital Signs At a Glance Contract Report for 261483/0001 - December 2016

Name or company name	MR BP PATEL
Contract type name	GDS Contract
Purpose of contract	General
Contract start date	01/04/2006
Contract end date	

16/17 Contracted general activity (UDA)	6,200
Carry forward general activity (UDA)	0
16/17 Contracted orthodontic activity (UOA)	0
Carry forward orthodontic activity (UOA)	0
Baseline contract value	£151,045.76

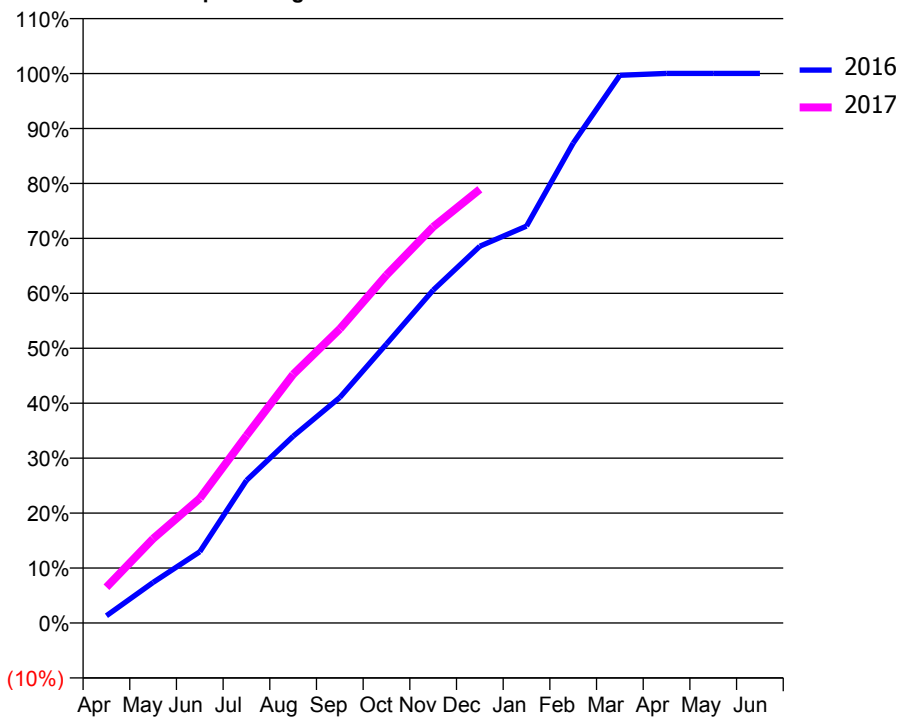
ACCESS*

Patients seen in 24 months	Total	Change since previous quarter
Quarter ending December 2015	2,304	
Quarter ending March 2016	2,391	↑
Quarter ending June 2016	2,400	→
Quarter ending September 2016	2,397	→
Quarter ending December 2016	2,347	↓
Variance since December 2015	1.9%	→



ACTIVITY

Cumulative percentage of contracted UDA delivered 2016 & 2017



Month	Adjusted Scheduled Activity (UDA)	
	2016	2017
April	82	404
May	459	952
June	804	1,407
July	1,608	2,115
August	2,107	2,805
September	2,545	3,319
October	3,148	3,926
November	3,756	4,470
December	4,251	4,893
January	4,478	
February	5,415	
March	6,179	
April	6,201	
May	6,201	
June	6,201	

QUALITY

	Quantity	Base Number	Contract	AT	Region	England
% of FP17s for the same patient ID Re-attending within 3 months - Children	56	517	10.8%	11.4%	12.1%	12.4%
% of FP17s for the same patient ID Re-attending within 3 months - Adults	382	2,169	17.6%	14.8%	15.9%	16.6%
% of FP17s for the same patient ID Re-attending between 3 & 9 months - Children	274	517	53.0%	55.6%	58.6%	57.5%
% of FP17s for the same patient ID Re-attending between 3 & 9 months - Adults	1,251	2,169	57.7%	48.1%	51.5%	50.4%
% of FP17s for Band 1 Urgent Courses	330	2,241	14.7%	8.4%	8.0%	9.1%
% of FP17s Relating to Free Repair or Replacements	25	2,241	1.1%	0.7%	0.8%	0.8%
% of FP17s Relating to Continuations	25	2,241	1.1%	1.0%	1.2%	1.3%
% of Patients satisfied with the dentistry they have received	4	4	N/A	93.2%	92.8%	92.7%
% of Patients satisfied with the time they had to wait for an appointment	4	4	N/A	87.4%	89.2%	88.8%

* This is based on patients treated on this contract for their most recent course of treatment. Figures in italics indicate the base number of FP17s or Patient Questionnaire responses are less than 100. N/A is shown where the base number of responses is less than 10 during the period. % is calculated as Quantity/Base number*100

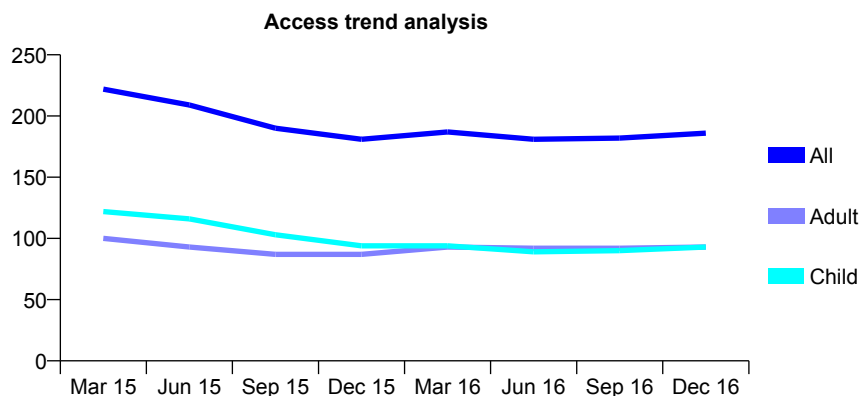
Q58 - Vital Signs At a Glance Contract Report for 261785/0001 - December 2016

Name or company name	MR P SABHARWAL
Contract type name	GDS Contract
Purpose of contract	General
Contract start date	01/04/2006
Contract end date	

16/17 Contracted general activity (UDA)	658
Carry forward general activity (UDA)	-4
16/17 Contracted orthodontic activity (UOA)	0
Carry forward orthodontic activity (UOA)	0
Baseline contract value	£19,435.23

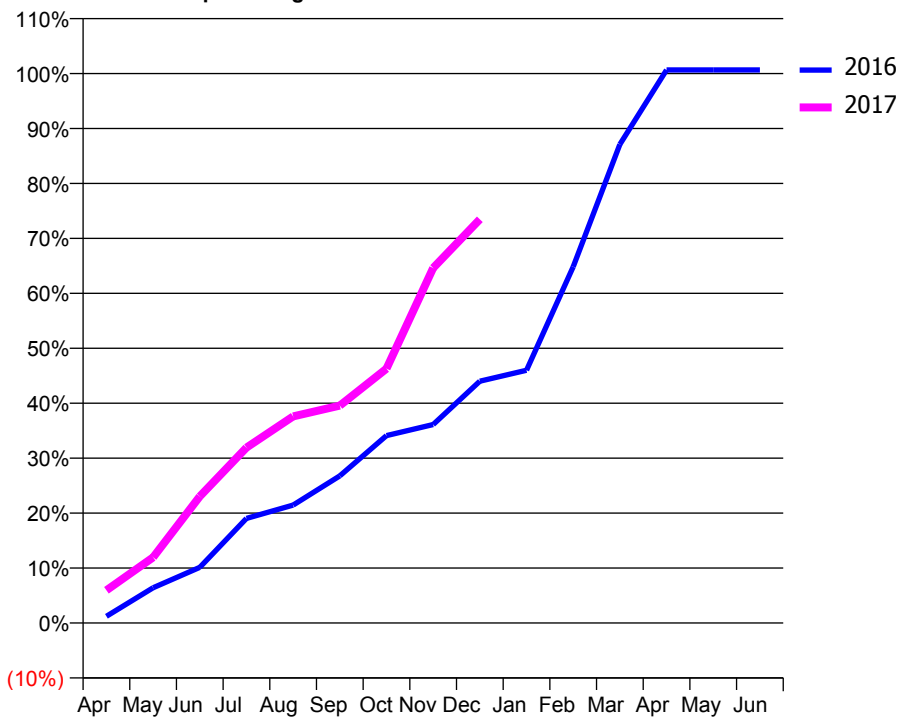
ACCESS*

Patients seen in 24 months	Total	Change since previous quarter
Quarter ending December 2015	181	
Quarter ending March 2016	187	↑
Quarter ending June 2016	181	↓
Quarter ending September 2016	182	→
Quarter ending December 2016	186	↑
Variance since December 2015	2.8%	↑



ACTIVITY

Cumulative percentage of contracted UDA delivered 2016 & 2017



Month	Adjusted Scheduled Activity (UDA)	
	2016	2017
April	8	39
May	42	79
June	67	152
July	125	210
August	141	247
September	176	260
October	224	305
November	238	425
December	290	483
January	303	
February	427	
March	573	
April	662	
May	662	
June	662	

QUALITY

	Quantity	Base Number	Contract	AT	Region	England
% of FP17s for the same patient ID Re-attending within 3 months - Children	2	87	2.3%	11.4%	12.1%	12.4%
% of FP17s for the same patient ID Re-attending within 3 months - Adults	6	79	7.6%	14.8%	15.9%	16.6%
% of FP17s for the same patient ID Re-attending between 3 & 9 months - Children	51	87	58.6%	55.6%	58.6%	57.5%
% of FP17s for the same patient ID Re-attending between 3 & 9 months - Adults	34	79	43.0%	48.1%	51.5%	50.4%
% of FP17s for Band 1 Urgent Courses	17	149	11.4%	8.4%	8.0%	9.1%
% of FP17s Relating to Free Repair or Replacements	0	149	0.0%	0.7%	0.8%	0.8%
% of FP17s Relating to Continuations	0	149	0.0%	1.0%	1.2%	1.3%
% of Patients satisfied with the dentistry they have received	1	1	N/A	93.2%	92.8%	92.7%
% of Patients satisfied with the time they had to wait for an appointment	1	1	N/A	87.4%	89.2%	88.8%

* This is based on patients treated on this contract for their most recent course of treatment. Figures in italics indicate the base number of FP17s or Patient Questionnaire responses are less than 100. N/A is shown where the base number of responses is less than 10 during the period. % is calculated as Quantity/Base number*100

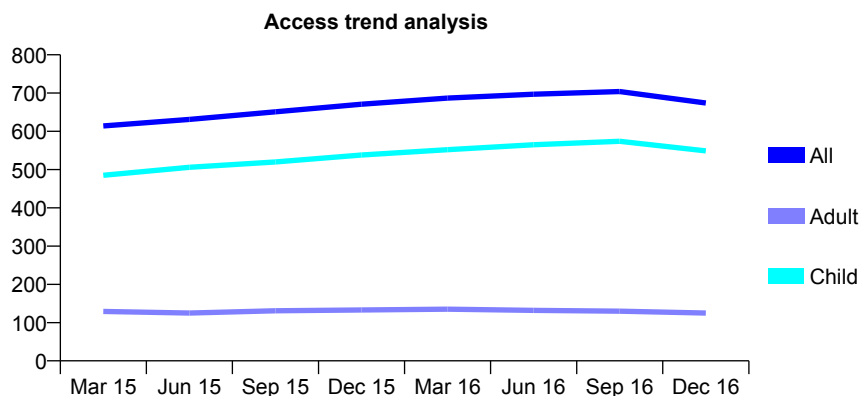
Q58 - Vital Signs At a Glance Contract Report for 263605/0002 - December 2016

Name or company name	MR MD VERNON
Contract type name	GDS Contract
Purpose of contract	General
Contract start date	01/02/2010
Contract end date	

16/17 Contracted general activity (UDA)	1,184
Carry forward general activity (UDA)	-18
16/17 Contracted orthodontic activity (UOA)	0
Carry forward orthodontic activity (UOA)	0
Baseline contract value	£31,456.78

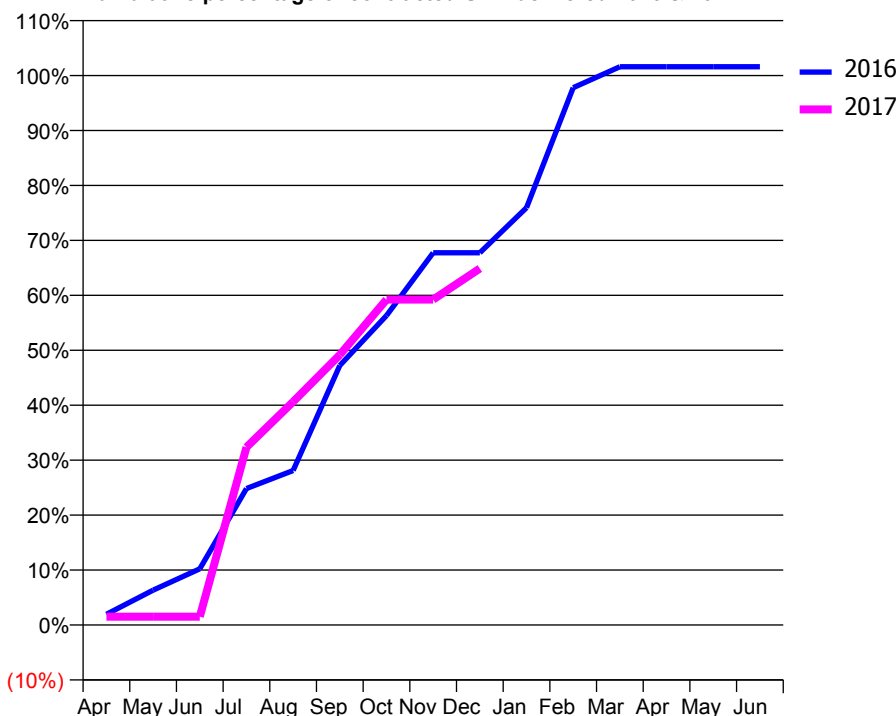
ACCESS*

Patients seen in 24 months	Total	Change since previous quarter
Quarter ending December 2015	671	
Quarter ending March 2016	687	↑
Quarter ending June 2016	697	→
Quarter ending September 2016	704	→
Quarter ending December 2016	674	↓
Variance since December 2015	0.4%	→



ACTIVITY

Cumulative percentage of contracted UDA delivered 2016 & 2017



Month	Adjusted Scheduled Activity (UDA)	
	2016	2017
April	23	18
May	75	18
June	121	18
July	294	383
August	333	481
September	559	582
October	667	701
November	802	701
December	802	768
January	899	
February	1,158	
March	1,203	
April	1,203	
May	1,203	
June	1,203	

QUALITY

	Quantity	Base Number	Contract	AT	Region	England
% of FP17s for the same patient ID Re-attending within 3 months - Children	15	531	2.8%	11.4%	12.1%	12.4%
% of FP17s for the same patient ID Re-attending within 3 months - Adults	2	49	4.1%	14.8%	15.9%	16.6%
% of FP17s for the same patient ID Re-attending between 3 & 9 months - Children	349	531	65.7%	55.6%	58.6%	57.5%
% of FP17s for the same patient ID Re-attending between 3 & 9 months - Adults	38	49	77.6%	48.1%	51.5%	50.4%
% of FP17s for Band 1 Urgent Courses	1	554	0.2%	8.4%	8.0%	9.1%
% of FP17s Relating to Free Repair or Replacements	0	554	0.0%	0.7%	0.8%	0.8%
% of FP17s Relating to Continuations	0	554	0.0%	1.0%	1.2%	1.3%
% of Patients satisfied with the dentistry they have received	0	0	N/A	93.2%	92.8%	92.7%
% of Patients satisfied with the time they had to wait for an appointment	0	0	N/A	87.4%	89.2%	88.8%

* This is based on patients treated on this contract for their most recent course of treatment. Figures in italics indicate the base number of FP17s or Patient Questionnaire responses are less than 100. N/A is shown where the base number of responses is less than 10 during the period. % is calculated as Quantity/Base number*100

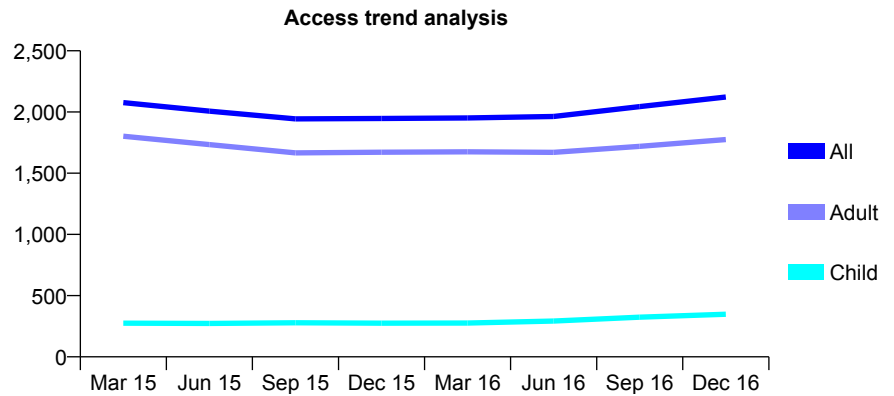
Q58 - Vital Signs At a Glance Contract Report for 264245/0002 - December 2016

Name or company name	MR P PATEL
Contract type name	GDS Contract
Purpose of contract	General
Contract start date	01/04/2012
Contract end date	

16/17 Contracted general activity (UDA)	8,709
Carry forward general activity (UDA)	0
16/17 Contracted orthodontic activity (UOA)	0
Carry forward orthodontic activity (UOA)	0
Baseline contract value	£180,531.64

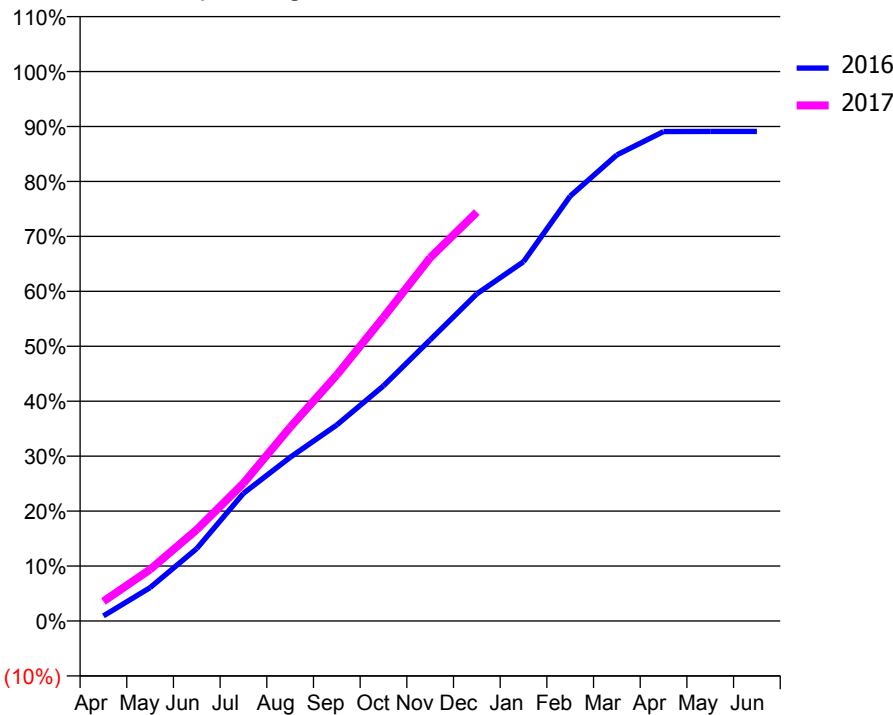
ACCESS*

Patients seen in 24 months	Total	Change since previous quarter
Quarter ending December 2015	1,947	
Quarter ending March 2016	1,951	→
Quarter ending June 2016	1,963	→
Quarter ending September 2016	2,044	↑
Quarter ending December 2016	2,123	↑
Variance since December 2015	9.0%	↑



ACTIVITY

Cumulative percentage of contracted UDA delivered 2016 & 2017



Month	Adjusted Scheduled Activity (UDA)	
	2016	2017
April	81	311
May	530	818
June	1,148	1,450
July	2,024	2,183
August	2,595	3,069
September	3,109	3,899
October	3,727	4,814
November	4,457	5,757
December	5,185	6,480
January	5,695	
February	6,734	
March	7,387	
April	7,758	
May	7,759	
June	7,759	

QUALITY

	Quantity	Base Number	Contract	AT	Region	England
% of FP17s for the same patient ID Re-attending within 3 months - Children	36	460	7.8%	11.4%	12.1%	12.4%
% of FP17s for the same patient ID Re-attending within 3 months - Adults	589	2,487	23.7%	14.8%	15.9%	16.6%
% of FP17s for the same patient ID Re-attending between 3 & 9 months - Children	246	460	53.5%	55.6%	58.6%	57.5%
% of FP17s for the same patient ID Re-attending between 3 & 9 months - Adults	1,386	2,487	55.7%	48.1%	51.5%	50.4%
% of FP17s for Band 1 Urgent Courses	122	2,797	4.4%	8.4%	8.0%	9.1%
% of FP17s Relating to Free Repair or Replacements	135	2,797	4.8%	0.7%	0.8%	0.8%
% of FP17s Relating to Continuations	159	2,797	5.7%	1.0%	1.2%	1.3%
% of Patients satisfied with the dentistry they have received	0	0	N/A	93.2%	92.8%	92.7%
% of Patients satisfied with the time they had to wait for an appointment	0	0	N/A	87.4%	89.2%	88.8%

* This is based on patients treated on this contract for their most recent course of treatment. Figures in italics indicate the base number of FP17s or Patient Questionnaire responses are less than 100. N/A is shown where the base number of responses is less than 10 during the period. % is calculated as Quantity/Base number*100

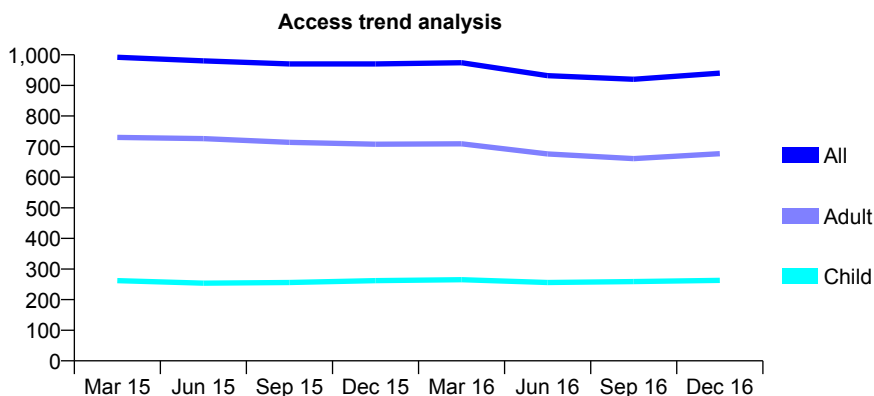
Q58 - Vital Signs At a Glance Contract Report for 264512/0001 - December 2016

Name or company name	MRS MO FASANYA
Contract type name	GDS Contract
Purpose of contract	General
Contract start date	01/04/2006
Contract end date	

16/17 Contracted general activity (UDA)	2,800
Carry forward general activity (UDA)	-54
16/17 Contracted orthodontic activity (UOA)	0
Carry forward orthodontic activity (UOA)	0
Baseline contract value	£71,758.92

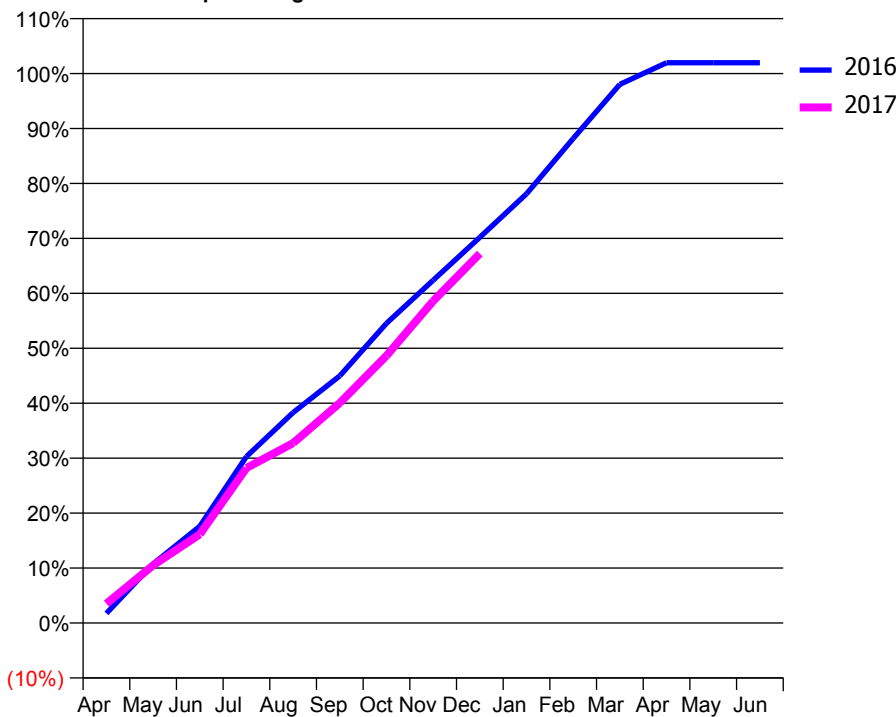
ACCESS*

Patients seen in 24 months	Total	Change since previous quarter
Quarter ending December 2015	970	
Quarter ending March 2016	974	→
Quarter ending June 2016	932	↓
Quarter ending September 2016	920	↓
Quarter ending December 2016	940	↑
Variance since December 2015	(3.1%)	↓



ACTIVITY

Cumulative percentage of contracted UDA delivered 2016 & 2017



Adjusted Scheduled Activity (UDA)

Month	2016	2017
April	49	99
May	302	294
June	493	452
July	849	790
August	1,072	917
September	1,259	1,122
October	1,527	1,362
November	1,746	1,640
December	1,965	1,882
January	2,187	
February	2,469	
March	2,745	
April	2,855	
May	2,855	
June	2,855	

QUALITY

	Quantity	Base Number	Contract	AT	Region	England
% of FP17s for the same patient ID Re-attending within 3 months - Children	16	255	6.3%	11.4%	12.1%	12.4%
% of FP17s for the same patient ID Re-attending within 3 months - Adults	105	633	16.6%	14.8%	15.9%	16.6%
% of FP17s for the same patient ID Re-attending between 3 & 9 months - Children	138	255	54.1%	55.6%	58.6%	57.5%
% of FP17s for the same patient ID Re-attending between 3 & 9 months - Adults	271	633	42.8%	48.1%	51.5%	50.4%
% of FP17s for Band 1 Urgent Courses	67	851	7.9%	8.4%	8.0%	9.1%
% of FP17s Relating to Free Repair or Replacements	4	851	0.5%	0.7%	0.8%	0.8%
% of FP17s Relating to Continuations	35	851	4.1%	1.0%	1.2%	1.3%
% of Patients satisfied with the dentistry they have received	1	1	N/A	93.2%	92.8%	92.7%
% of Patients satisfied with the time they had to wait for an appointment	1	1	N/A	87.4%	89.2%	88.8%

* This is based on patients treated on this contract for their most recent course of treatment. Figures in italics indicate the base number of FP17s or Patient Questionnaire responses are less than 100. N/A is shown where the base number of responses is less than 10 during the period. % is calculated as Quantity/Base number*100

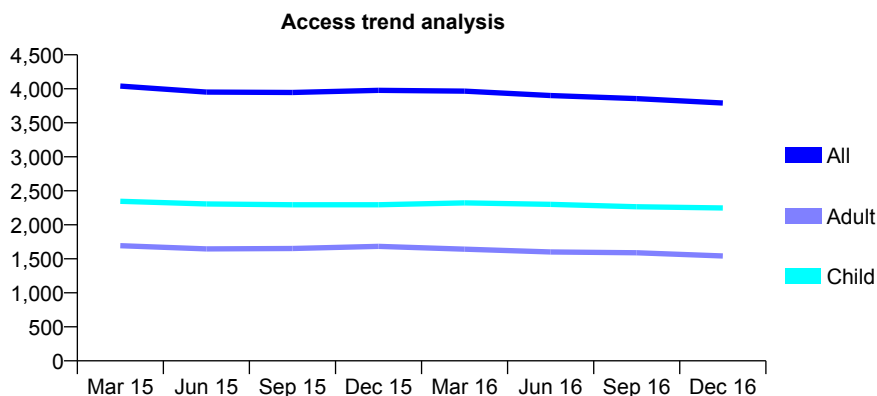
Q58 - Vital Signs At a Glance Contract Report for 269735/0001 - December 2016

Name or company name	MR JS CHADHA
Contract type name	GDS Contract
Purpose of contract	General
Contract start date	01/08/2007
Contract end date	

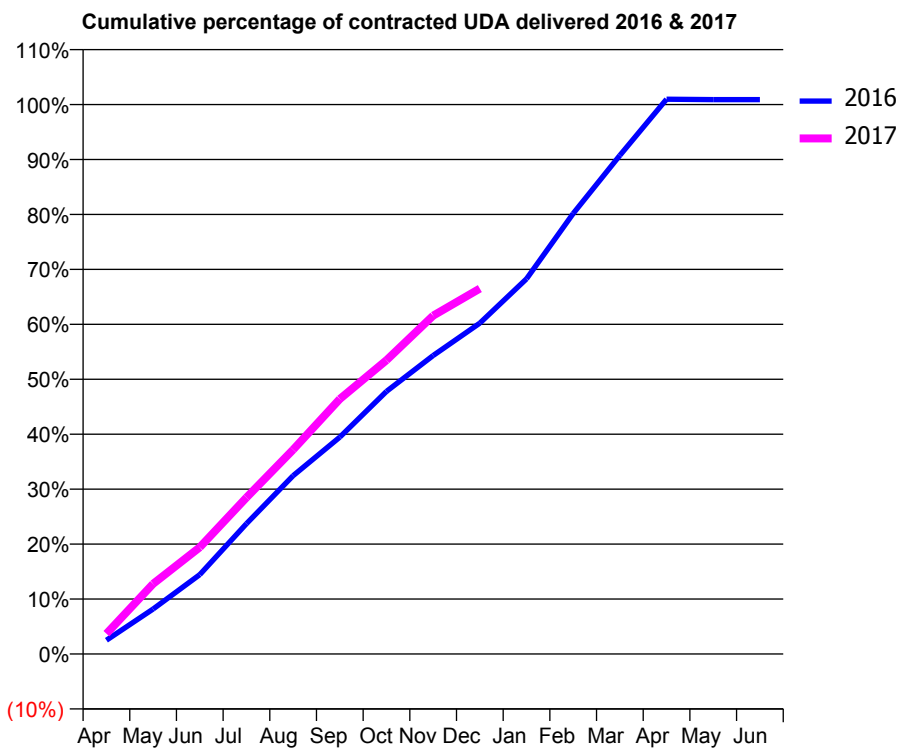
16/17 Contracted general activity (UDA)	14,113
Carry forward general activity (UDA)	-124
16/17 Contracted orthodontic activity (UOA)	0
Carry forward orthodontic activity (UOA)	0
Baseline contract value	£260,299.54

ACCESS*

Patients seen in 24 months	Total	Change since previous quarter
Quarter ending December 2015	3,978	
Quarter ending March 2016	3,965	→
Quarter ending June 2016	3,900	↓
Quarter ending September 2016	3,855	↓
Quarter ending December 2016	3,792	↓
Variance since December 2015	(4.7%)	↓



ACTIVITY



Month	Adjusted Scheduled Activity (UDA)	
	2016	2017
April	354	521
May	1,157	1,802
June	2,038	2,741
July	3,347	4,020
August	4,581	5,250
September	5,569	6,550
October	6,744	7,547
November	7,666	8,691
December	8,500	9,385
January	9,637	
February	11,312	
March	12,807	
April	14,249	
May	14,237	
June	14,237	

QUALITY

	Quantity	Base Number	Contract	AT	Region	England
% of FP17s for the same patient ID Re-attending within 3 months - Children	317	2,744	11.6%	11.4%	12.1%	12.4%
% of FP17s for the same patient ID Re-attending within 3 months - Adults	510	1,559	32.7%	14.8%	15.9%	16.6%
% of FP17s for the same patient ID Re-attending between 3 & 9 months - Children	1,794	2,744	65.4%	55.6%	58.6%	57.5%
% of FP17s for the same patient ID Re-attending between 3 & 9 months - Adults	658	1,559	42.2%	48.1%	51.5%	50.4%
% of FP17s for Band 1 Urgent Courses	402	3,970	10.1%	8.4%	8.0%	9.1%
% of FP17s Relating to Free Repair or Replacements	1	3,970	0.0%	0.7%	0.8%	0.8%
% of FP17s Relating to Continuations	0	3,970	0.0%	1.0%	1.2%	1.3%
% of Patients satisfied with the dentistry they have received	6	6	N/A	93.2%	92.8%	92.7%
% of Patients satisfied with the time they had to wait for an appointment	6	6	N/A	87.4%	89.2%	88.8%

* This is based on patients treated on this contract for their most recent course of treatment. Figures in italics indicate the base number of FP17s or Patient Questionnaire responses are less than 100. N/A is shown where the base number of responses is less than 10 during the period. % is calculated as Quantity/Base number*100

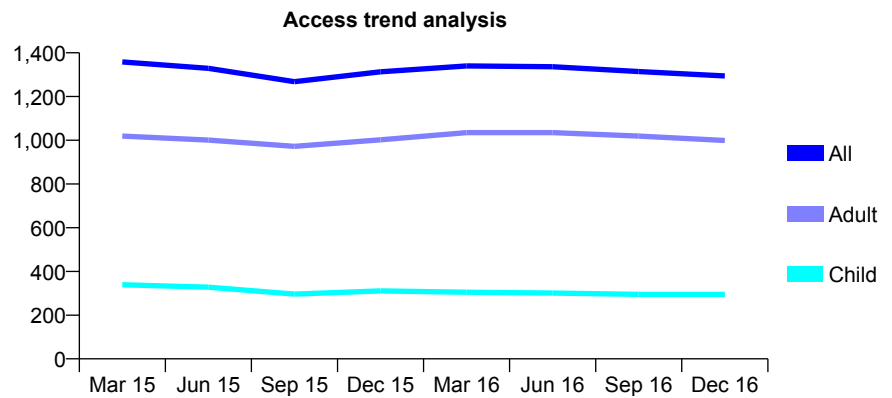
Q58 - Vital Signs At a Glance Contract Report for 270946/0001 - December 2016

Name or company name	MISS M AFKHAMI MADANI
Contract type name	GDS Contract
Purpose of contract	General
Contract start date	01/04/2006
Contract end date	

16/17 Contracted general activity (UDA)	3,481
Carry forward general activity (UDA)	0
16/17 Contracted orthodontic activity (UOA)	0
Carry forward orthodontic activity (UOA)	0
Baseline contract value	£92,771.55

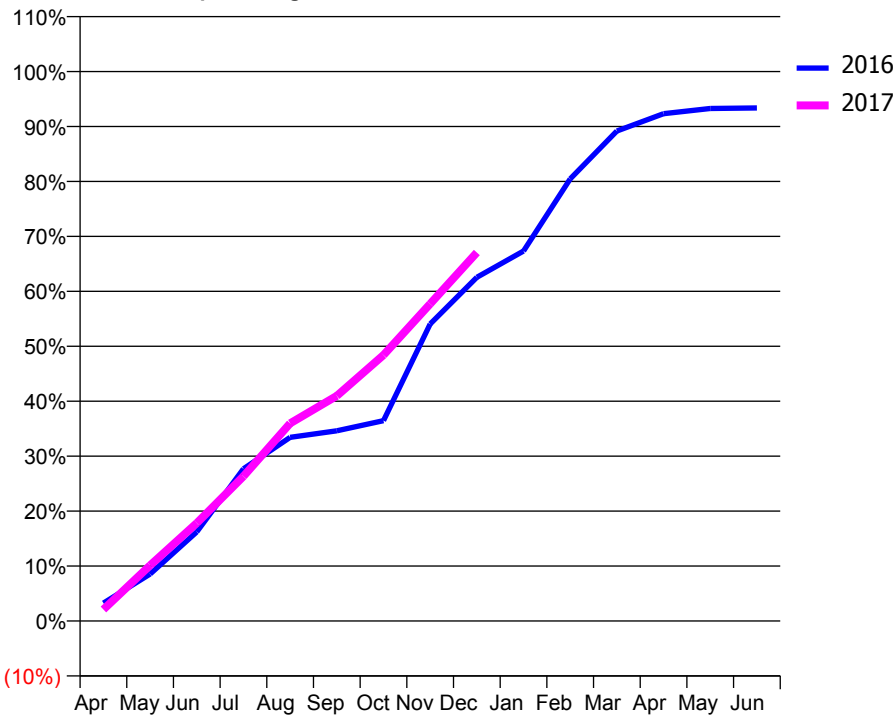
ACCESS*

Patients seen in 24 months	Total	Change since previous quarter
Quarter ending December 2015	1,313	
Quarter ending March 2016	1,340	↑
Quarter ending June 2016	1,336	→
Quarter ending September 2016	1,314	↓
Quarter ending December 2016	1,294	↓
Variance since December 2015	(1.4%)	↓



ACTIVITY

Cumulative percentage of contracted UDA delivered 2016 & 2017



Month	Adjusted Scheduled Activity (UDA)	
	2016	2017
April	114	73
May	298	352
June	565	621
July	965	917
August	1,164	1,252
September	1,205	1,427
October	1,269	1,685
November	1,882	2,009
December	2,177	2,334
January	2,344	
February	2,801	
March	3,104	
April	3,214	
May	3,247	
June	3,250	

QUALITY

	Quantity	Base Number	Contract	AT	Region	England
% of FP17s for the same patient ID Re-attending within 3 months - Children	10	245	4.1%	11.4%	12.1%	12.4%
% of FP17s for the same patient ID Re-attending within 3 months - Adults	93	925	10.1%	14.8%	15.9%	16.6%
% of FP17s for the same patient ID Re-attending between 3 & 9 months - Children	111	245	45.3%	55.6%	58.6%	57.5%
% of FP17s for the same patient ID Re-attending between 3 & 9 months - Adults	514	925	55.6%	48.1%	51.5%	50.4%
% of FP17s for Band 1 Urgent Courses	65	1,100	5.9%	8.4%	8.0%	9.1%
% of FP17s Relating to Free Repair or Replacements	13	1,100	1.2%	0.7%	0.8%	0.8%
% of FP17s Relating to Continuations	8	1,100	0.7%	1.0%	1.2%	1.3%
% of Patients satisfied with the dentistry they have received	0	0	N/A	93.2%	92.8%	92.7%
% of Patients satisfied with the time they had to wait for an appointment	0	0	N/A	87.4%	89.2%	88.8%

* This is based on patients treated on this contract for their most recent course of treatment. Figures in italics indicate the base number of FP17s or Patient Questionnaire responses are less than 100. N/A is shown where the base number of responses is less than 10 during the period. % is calculated as Quantity/Base number*100

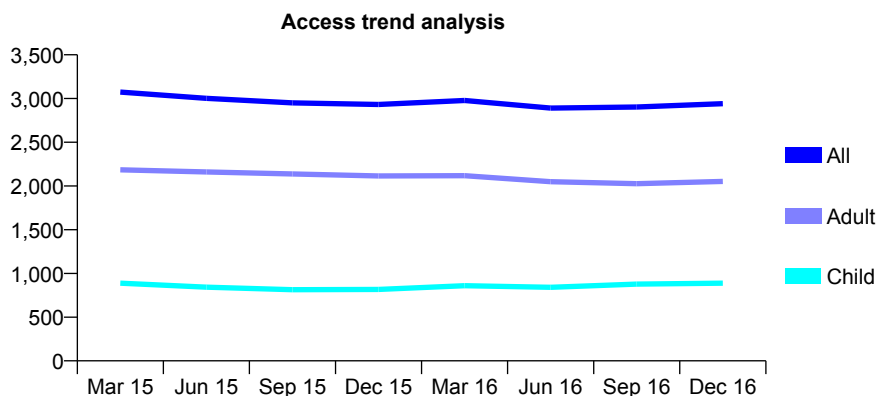
Q58 - Vital Signs At a Glance Contract Report for 273767/0001 - December 2016

Name or company name	MR V GEHANI
Contract type name	GDS Contract
Purpose of contract	General
Contract start date	01/04/2006
Contract end date	

16/17 Contracted general activity (UDA)	6,854
Carry forward general activity (UDA)	0
16/17 Contracted orthodontic activity (UOA)	0
Carry forward orthodontic activity (UOA)	0
Baseline contract value	£173,714.07

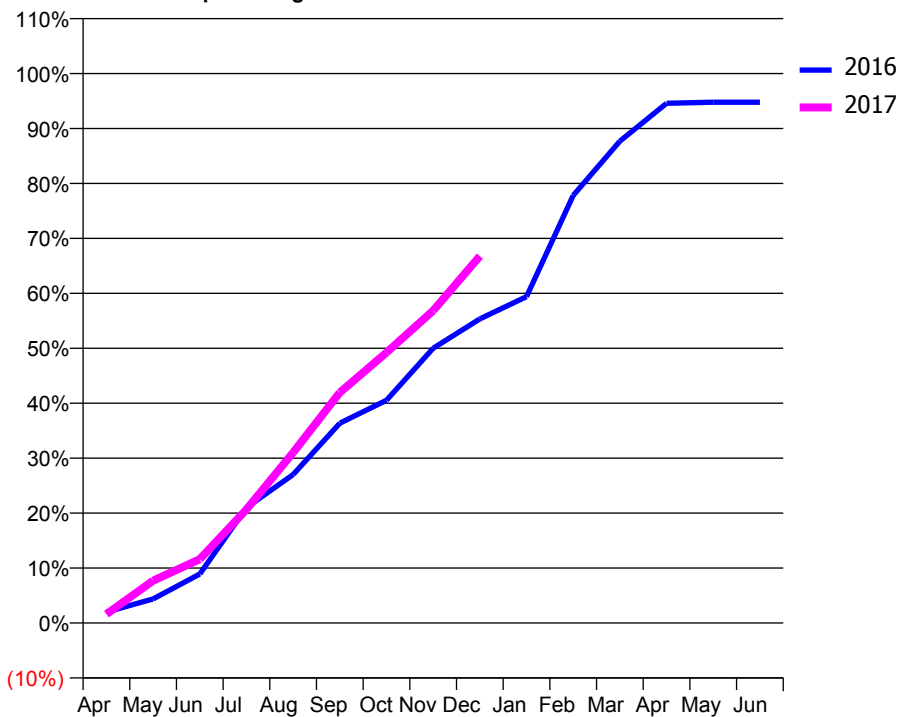
ACCESS*

Patients seen in 24 months	Total	Change since previous quarter
Quarter ending December 2015	2,932	
Quarter ending March 2016	2,977	→
Quarter ending June 2016	2,890	↓
Quarter ending September 2016	2,903	→
Quarter ending December 2016	2,941	→
Variance since December 2015	0.3%	→



ACTIVITY

Cumulative percentage of contracted UDA delivered 2016 & 2017



Month	Adjusted Scheduled Activity (UDA)	
	2016	2017
April	137	111
May	299	529
June	611	796
July	1,439	1,416
August	1,853	2,127
September	2,492	2,874
October	2,779	3,374
November	3,428	3,896
December	3,794	4,576
January	4,071	
February	5,333	
March	6,011	
April	6,483	
May	6,495	
June	6,495	

QUALITY

	Quantity	Base Number	Contract	AT	Region	England
% of FP17s for the same patient ID Re-attending within 3 months - Children	36	753	4.8%	11.4%	12.1%	12.4%
% of FP17s for the same patient ID Re-attending within 3 months - Adults	196	1,748	11.2%	14.8%	15.9%	16.6%
% of FP17s for the same patient ID Re-attending between 3 & 9 months - Children	246	753	32.7%	55.6%	58.6%	57.5%
% of FP17s for the same patient ID Re-attending between 3 & 9 months - Adults	604	1,748	34.6%	48.1%	51.5%	50.4%
% of FP17s for Band 1 Urgent Courses	194	2,043	9.5%	8.4%	8.0%	9.1%
% of FP17s Relating to Free Repair or Replacements	12	2,043	0.6%	0.7%	0.8%	0.8%
% of FP17s Relating to Continuations	9	2,043	0.4%	1.0%	1.2%	1.3%
% of Patients satisfied with the dentistry they have received	1	1	N/A	93.2%	92.8%	92.7%
% of Patients satisfied with the time they had to wait for an appointment	0	1	N/A	87.4%	89.2%	88.8%

* This is based on patients treated on this contract for their most recent course of treatment. Figures in italics indicate the base number of FP17s or Patient Questionnaire responses are less than 100. N/A is shown where the base number of responses is less than 10 during the period. % is calculated as Quantity/Base number*100

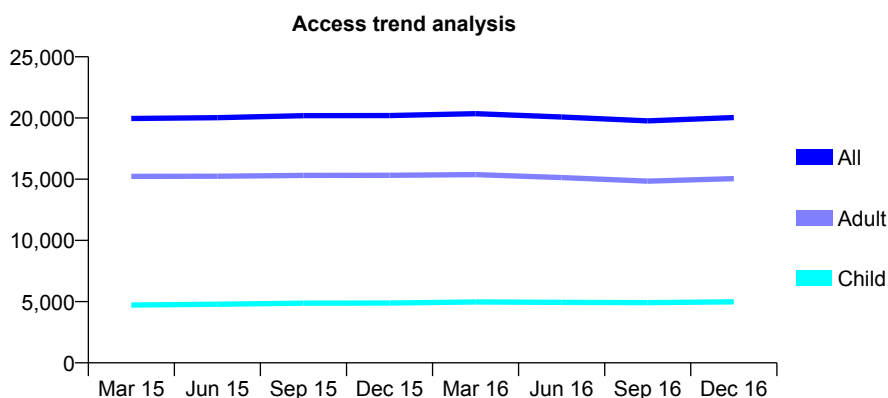
Q58 - Vital Signs At a Glance Contract Report for 273848/0001 - December 2016

Name or company name	MR AT LAMB
Contract type name	GDS Contract
Purpose of contract	General
Contract start date	01/07/2007
Contract end date	

16/17 Contracted general activity (UDA)	44,684
Carry forward general activity (UDA)	270
16/17 Contracted orthodontic activity (UOA)	0
Carry forward orthodontic activity (UOA)	0
Baseline contract value	£1,102,241.32

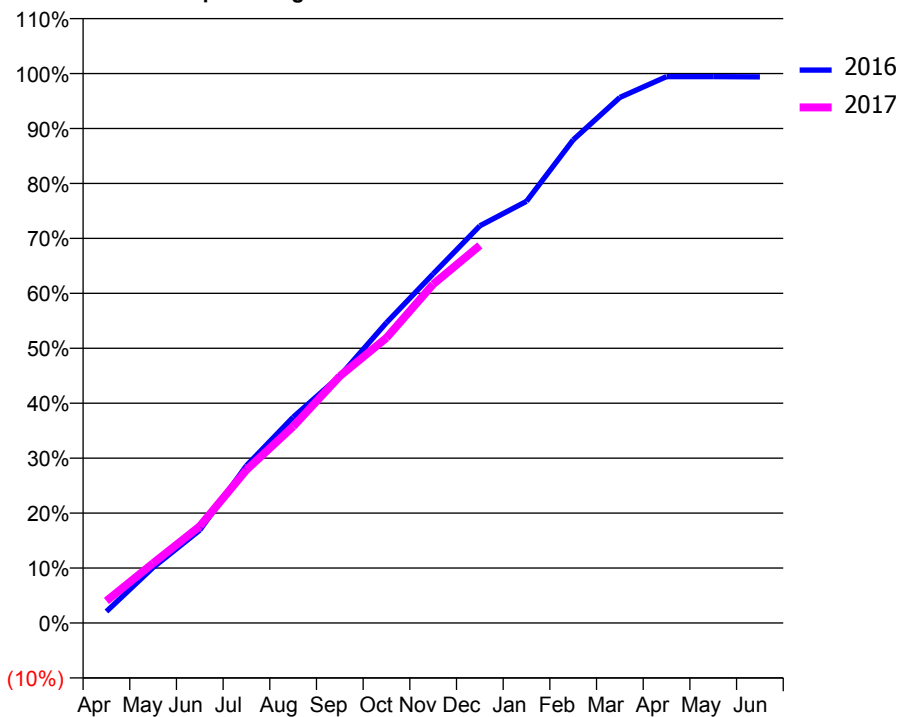
ACCESS*

Patients seen in 24 months	Total	Change since previous quarter
Quarter ending December 2015	20,199	
Quarter ending March 2016	20,349	→
Quarter ending June 2016	20,079	↓
Quarter ending September 2016	19,766	↓
Quarter ending December 2016	20,036	→
Variance since December 2015	(0.8%)	→



ACTIVITY

Cumulative percentage of contracted UDA delivered 2016 & 2017



Month	Adjusted Scheduled Activity (UDA)	
	2016	2017
April	940	1,793
May	4,515	4,868
June	7,554	7,872
July	12,806	12,455
August	16,737	15,977
September	20,084	20,080
October	24,426	23,189
November	28,392	27,544
December	32,293	30,704
January	34,297	
February	39,287	
March	42,744	
April	44,431	
May	44,426	
June	44,414	

QUALITY

	Quantity	Base Number	Contract	AT	Region	England
% of FP17s for the same patient ID Re-attending within 3 months - Children	292	4,730	6.2%	11.4%	12.1%	12.4%
% of FP17s for the same patient ID Re-attending within 3 months - Adults	1,292	12,786	10.1%	14.8%	15.9%	16.6%
% of FP17s for the same patient ID Re-attending between 3 & 9 months - Children	2,451	4,730	51.8%	55.6%	58.6%	57.5%
% of FP17s for the same patient ID Re-attending between 3 & 9 months - Adults	5,843	12,786	45.7%	48.1%	51.5%	50.4%
% of FP17s for Band 1 Urgent Courses	558	16,283	3.4%	8.4%	8.0%	9.1%
% of FP17s Relating to Free Repair or Replacements	143	16,283	0.9%	0.7%	0.8%	0.8%
% of FP17s Relating to Continuations	112	16,283	0.7%	1.0%	1.2%	1.3%
% of Patients satisfied with the dentistry they have received	20	20	100.0%	93.2%	92.8%	92.7%
% of Patients satisfied with the time they had to wait for an appointment	19	20	95.0%	87.4%	89.2%	88.8%

* This is based on patients treated on this contract for their most recent course of treatment. Figures in italics indicate the base number of FP17s or Patient Questionnaire responses are less than 100. N/A is shown where the base number of responses is less than 10 during the period. % is calculated as Quantity/Base number*100

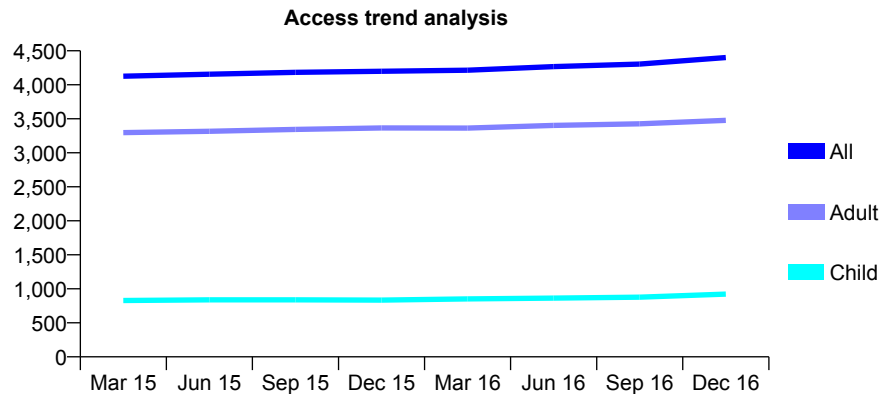
Q58 - Vital Signs At a Glance Contract Report for 274275/0001 - December 2016

Name or company name	MR A SHAH
Contract type name	GDS Contract
Purpose of contract	General
Contract start date	01/10/2010
Contract end date	

16/17 Contracted general activity (UDA)	11,715
Carry forward general activity (UDA)	150
16/17 Contracted orthodontic activity (UOA)	0
Carry forward orthodontic activity (UOA)	0
Baseline contract value	£295,181.89

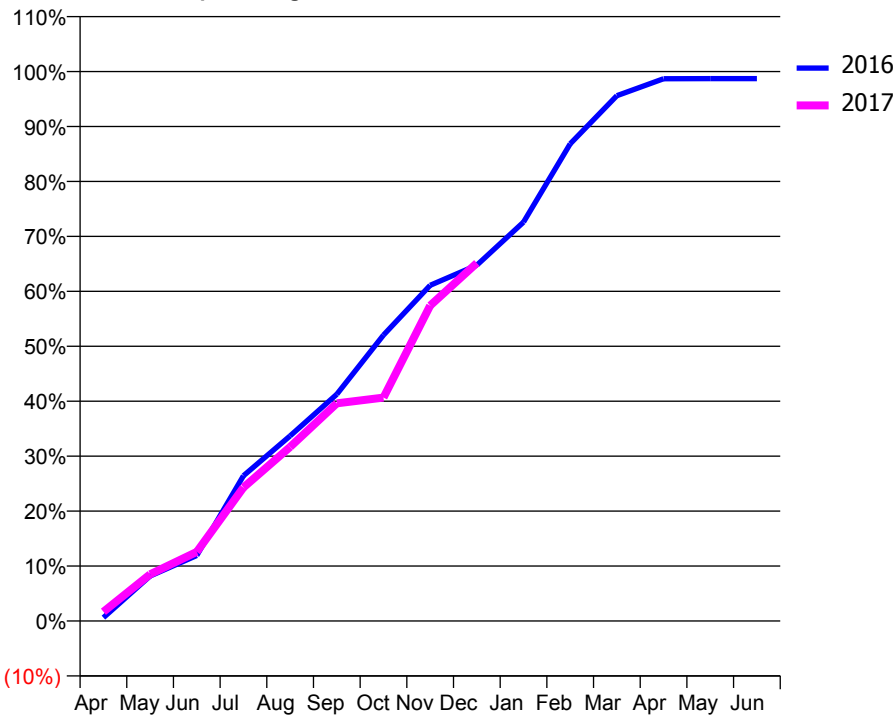
ACCESS*

Patients seen in 24 months	Total	Change since previous quarter
Quarter ending December 2015	4,199	
Quarter ending March 2016	4,215	→
Quarter ending June 2016	4,267	→
Quarter ending September 2016	4,304	→
Quarter ending December 2016	4,401	↑
Variance since December 2015	4.8%	↑



ACTIVITY

Cumulative percentage of contracted UDA delivered 2016 & 2017



Month	Adjusted Scheduled Activity (UDA)	
	2016	2017
April	72	197
May	960	998
June	1,396	1,474
July	3,096	2,847
August	3,947	3,712
September	4,833	4,642
October	6,097	4,762
November	7,158	6,726
December	7,586	7,633
January	8,505	
February	10,173	
March	11,200	
April	11,560	
May	11,564	
June	11,564	

QUALITY

	Quantity	Base Number	Contract	AT	Region	England
% of FP17s for the same patient ID Re-attending within 3 months - Children	72	1,034	7.0%	11.4%	12.1%	12.4%
% of FP17s for the same patient ID Re-attending within 3 months - Adults	405	3,884	10.4%	14.8%	15.9%	16.6%
% of FP17s for the same patient ID Re-attending between 3 & 9 months - Children	624	1,034	60.3%	55.6%	58.6%	57.5%
% of FP17s for the same patient ID Re-attending between 3 & 9 months - Adults	2,556	3,884	65.8%	48.1%	51.5%	50.4%
% of FP17s for Band 1 Urgent Courses	169	4,136	4.1%	8.4%	8.0%	9.1%
% of FP17s Relating to Free Repair or Replacements	23	4,136	0.6%	0.7%	0.8%	0.8%
% of FP17s Relating to Continuations	25	4,136	0.6%	1.0%	1.2%	1.3%
% of Patients satisfied with the dentistry they have received	2	2	N/A	93.2%	92.8%	92.7%
% of Patients satisfied with the time they had to wait for an appointment	2	2	N/A	87.4%	89.2%	88.8%

* This is based on patients treated on this contract for their most recent course of treatment. Figures in italics indicate the base number of FP17s or Patient Questionnaire responses are less than 100. N/A is shown where the base number of responses is less than 10 during the period. % is calculated as Quantity/Base number*100

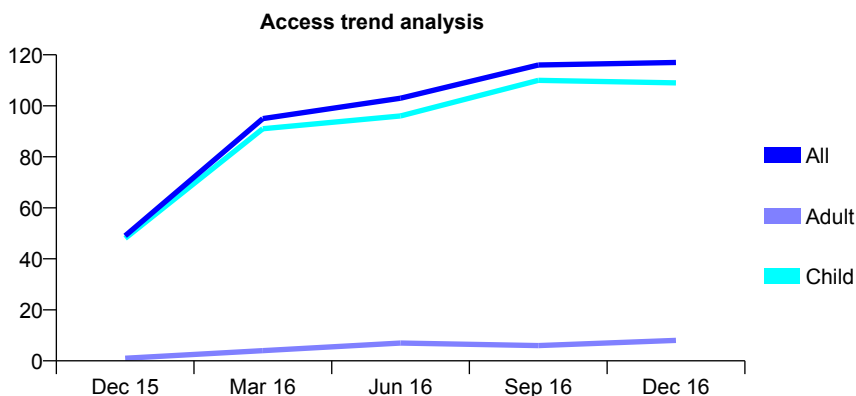
Q58 - Vital Signs At a Glance Contract Report for 274658/0001 - December 2016

Name or company name	MS D FERATI
Contract type name	GDS Contract
Purpose of contract	General
Contract start date	08/10/2015
Contract end date	

16/17 Contracted general activity (UDA)	238
Carry forward general activity (UDA)	-4
16/17 Contracted orthodontic activity (UOA)	0
Carry forward orthodontic activity (UOA)	0
Baseline contract value	£6,076.21

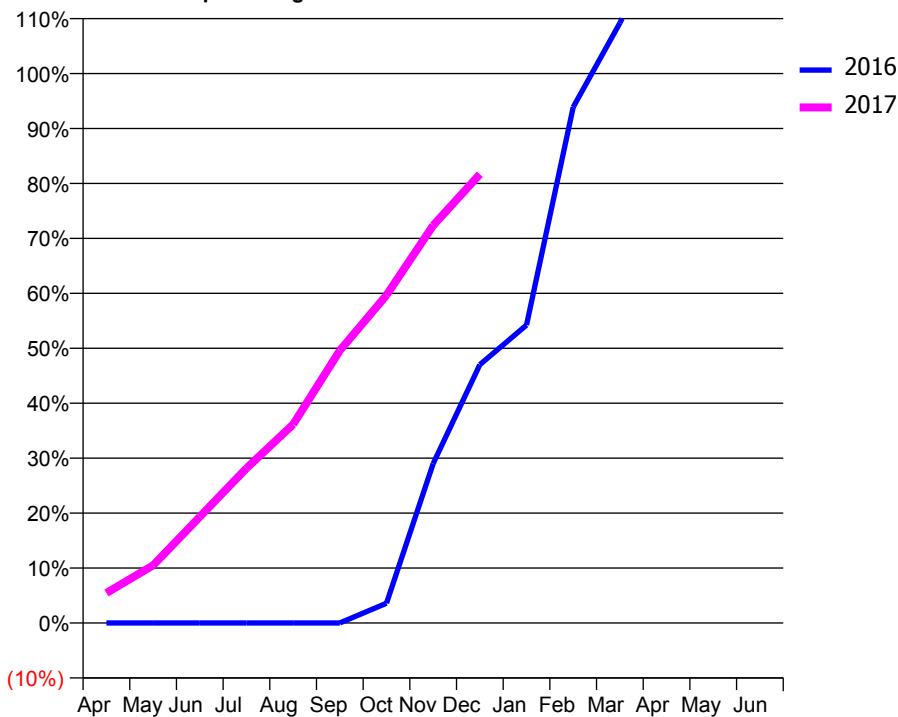
ACCESS*

Patients seen in 24 months	Total	Change since previous quarter
Quarter ending December 2015	49	
Quarter ending March 2016	95	↑
Quarter ending June 2016	103	↑
Quarter ending September 2016	116	↑
Quarter ending December 2016	117	→
Variance since December 2015	138.8%	↑



ACTIVITY

Cumulative percentage of contracted UDA delivered 2016 & 2017



Month	Adjusted Scheduled Activity (UDA)	
	2016	2017
April	0	13
May	0	25
June	0	46
July	0	67
August	0	86
September	0	118
October	4	142
November	32	172
December	52	194
January	60	
February	104	
March	121	
April	139	
May	139	
June	139	

QUALITY

	Quantity	Base Number	Contract	AT	Region	England
% of FP17s for the same patient ID Re-attending within 3 months - Children	8	155	5.2%	11.4%	12.1%	12.4%
% of FP17s for the same patient ID Re-attending within 3 months - Adults	0	0	N/A	14.8%	15.9%	16.6%
% of FP17s for the same patient ID Re-attending between 3 & 9 months - Children	109	155	70.3%	55.6%	58.6%	57.5%
% of FP17s for the same patient ID Re-attending between 3 & 9 months - Adults	0	0	N/A	48.1%	51.5%	50.4%
% of FP17s for Band 1 Urgent Courses	2	137	1.5%	8.4%	8.0%	9.1%
% of FP17s Relating to Free Repair or Replacements	0	137	0.0%	0.7%	0.8%	0.8%
% of FP17s Relating to Continuations	0	137	0.0%	1.0%	1.2%	1.3%
% of Patients satisfied with the dentistry they have received	0	0	N/A	93.2%	92.8%	92.7%
% of Patients satisfied with the time they had to wait for an appointment	0	0	N/A	87.4%	89.2%	88.8%

* This is based on patients treated on this contract for their most recent course of treatment. Figures in italics indicate the base number of FP17s or Patient Questionnaire responses are less than 100. N/A is shown where the base number of responses is less than 10 during the period. % is calculated as Quantity/Base number*100

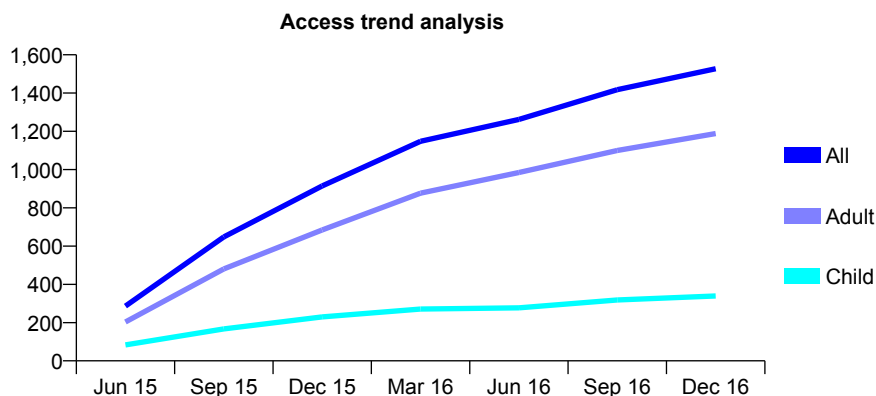
Q58 - Vital Signs At a Glance Contract Report for 278610/0001 - December 2016

Name or company name	MR SK SHAH
Contract type name	GDS Contract
Purpose of contract	General
Contract start date	01/04/2015
Contract end date	

16/17 Contracted general activity (UDA)	3,739
Carry forward general activity (UDA)	8
16/17 Contracted orthodontic activity (UOA)	0
Carry forward orthodontic activity (UOA)	0
Baseline contract value	£92,090.12

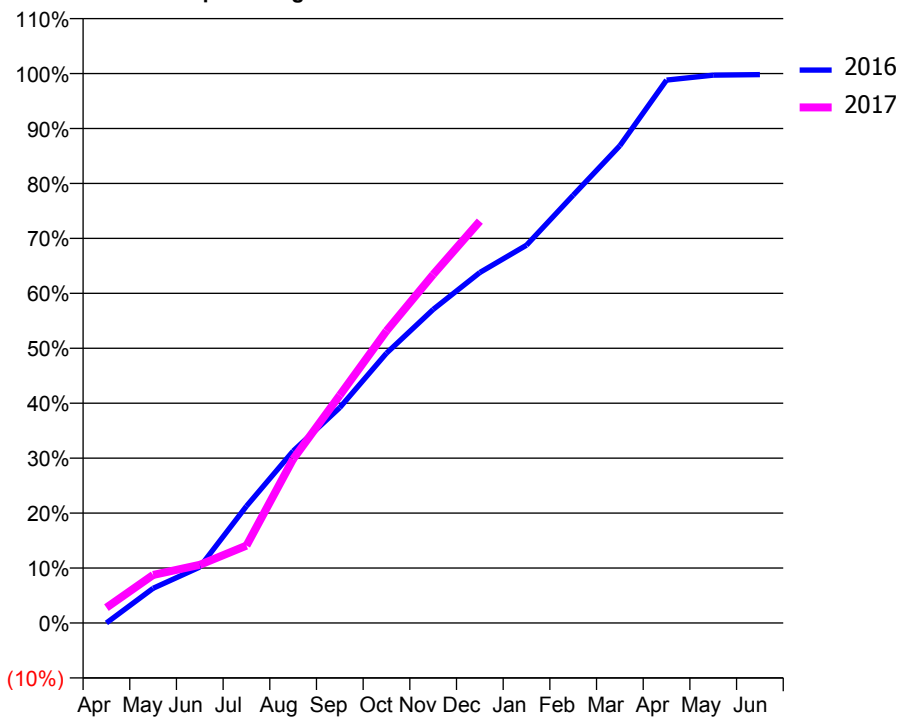
ACCESS*

Patients seen in 24 months	Total	Change since previous quarter
Quarter ending December 2015	914	
Quarter ending March 2016	1,148	↑
Quarter ending June 2016	1,262	↑
Quarter ending September 2016	1,418	↑
Quarter ending December 2016	1,527	↑
Variance since December 2015	67.1%	↑



ACTIVITY

Cumulative percentage of contracted UDA delivered 2016 & 2017



Month	Adjusted Scheduled Activity (UDA)	
	2016	2017
April	0	105
May	236	327
June	380	396
July	794	527
August	1,169	1,116
September	1,464	1,550
October	1,834	1,988
November	2,131	2,371
December	2,382	2,734
January	2,568	
February	2,908	
March	3,244	
April	3,690	
May	3,724	
June	3,727	

QUALITY

	Quantity	Base Number	Contract	AT	Region	England
% of FP17s for the same patient ID Re-attending within 3 months - Children	27	397	6.8%	11.4%	12.1%	12.4%
% of FP17s for the same patient ID Re-attending within 3 months - Adults	146	1,127	13.0%	14.8%	15.9%	16.6%
% of FP17s for the same patient ID Re-attending between 3 & 9 months - Children	182	397	45.8%	55.6%	58.6%	57.5%
% of FP17s for the same patient ID Re-attending between 3 & 9 months - Adults	320	1,127	28.4%	48.1%	51.5%	50.4%
% of FP17s for Band 1 Urgent Courses	91	1,361	6.7%	8.4%	8.0%	9.1%
% of FP17s Relating to Free Repair or Replacements	10	1,361	0.7%	0.7%	0.8%	0.8%
% of FP17s Relating to Continuations	19	1,361	1.4%	1.0%	1.2%	1.3%
% of Patients satisfied with the dentistry they have received	2	2	N/A	93.2%	92.8%	92.7%
% of Patients satisfied with the time they had to wait for an appointment	2	2	N/A	87.4%	89.2%	88.8%

* This is based on patients treated on this contract for their most recent course of treatment. Figures in italics indicate the base number of FP17s or Patient Questionnaire responses are less than 100. N/A is shown where the base number of responses is less than 10 during the period. % is calculated as Quantity/Base number*100

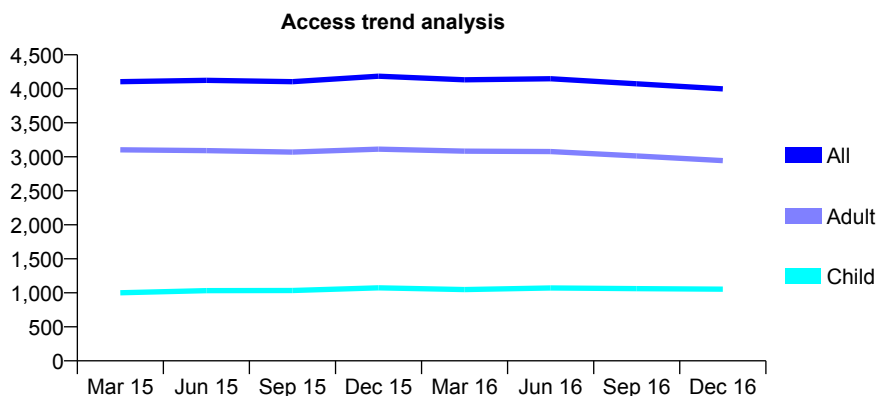
Q58 - Vital Signs At a Glance Contract Report for 278629/0001 - December 2016

Name or company name	MR A PATEL
Contract type name	GDS Contract
Purpose of contract	General
Contract start date	01/02/2010
Contract end date	

16/17 Contracted general activity (UDA)	11,165
Carry forward general activity (UDA)	0
16/17 Contracted orthodontic activity (UOA)	0
Carry forward orthodontic activity (UOA)	0
Baseline contract value	£277,673.92

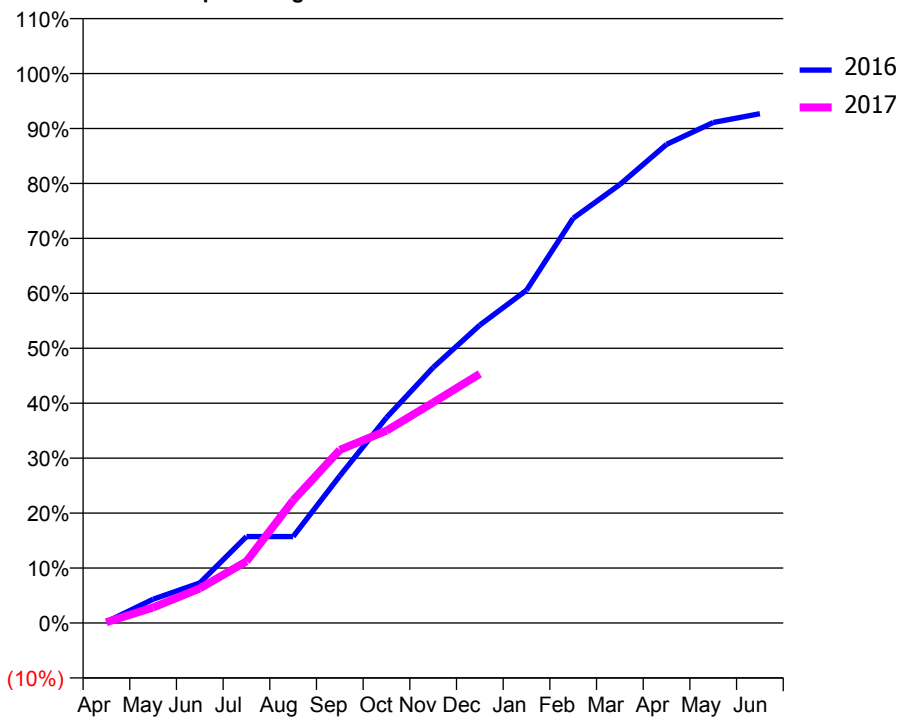
ACCESS*

Patients seen in 24 months	Total	Change since previous quarter
Quarter ending December 2015	4,186	
Quarter ending March 2016	4,132	↓
Quarter ending June 2016	4,148	→
Quarter ending September 2016	4,073	↓
Quarter ending December 2016	3,999	↓
Variance since December 2015	(4.5%)	↓



ACTIVITY

Cumulative percentage of contracted UDA delivered 2016 & 2017



Month	Adjusted Scheduled Activity (UDA)	
	2016	2017
April	23	17
May	484	316
June	813	703
July	1,758	1,252
August	1,758	2,492
September	2,990	3,517
October	4,175	3,910
November	5,193	4,481
December	6,053	5,064
January	6,761	
February	8,223	
March	8,910	
April	9,725	
May	10,170	
June	10,349	

QUALITY

	Quantity	Base Number	Contract	AT	Region	England
% of FP17s for the same patient ID Re-attending within 3 months - Children	61	824	7.4%	11.4%	12.1%	12.4%
% of FP17s for the same patient ID Re-attending within 3 months - Adults	344	2,593	13.3%	14.8%	15.9%	16.6%
% of FP17s for the same patient ID Re-attending between 3 & 9 months - Children	265	824	32.2%	55.6%	58.6%	57.5%
% of FP17s for the same patient ID Re-attending between 3 & 9 months - Adults	986	2,593	38.0%	48.1%	51.5%	50.4%
% of FP17s for Band 1 Urgent Courses	168	2,363	7.1%	8.4%	8.0%	9.1%
% of FP17s Relating to Free Repair or Replacements	43	2,363	1.8%	0.7%	0.8%	0.8%
% of FP17s Relating to Continuations	24	2,363	1.0%	1.0%	1.2%	1.3%
% of Patients satisfied with the dentistry they have received	3	3	N/A	93.2%	92.8%	92.7%
% of Patients satisfied with the time they had to wait for an appointment	2	3	N/A	87.4%	89.2%	88.8%

* This is based on patients treated on this contract for their most recent course of treatment. Figures in italics indicate the base number of FP17s or Patient Questionnaire responses are less than 100. N/A is shown where the base number of responses is less than 10 during the period. % is calculated as Quantity/Base number*100

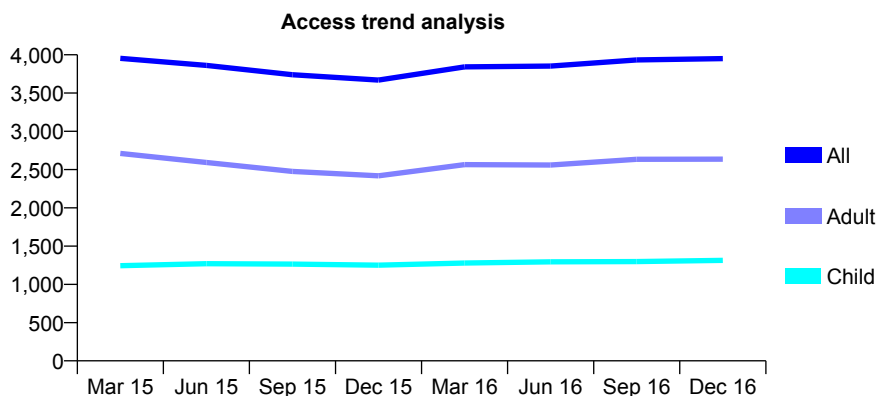
Q58 - Vital Signs At a Glance Contract Report for 279625/0001 - December 2016

Name or company name	MR BS SIDHU
Contract type name	GDS Contract
Purpose of contract	General
Contract start date	10/01/2008
Contract end date	

16/17 Contracted general activity (UDA)	12,384
Carry forward general activity (UDA)	339
16/17 Contracted orthodontic activity (UOA)	0
Carry forward orthodontic activity (UOA)	0
Baseline contract value	£297,737.35

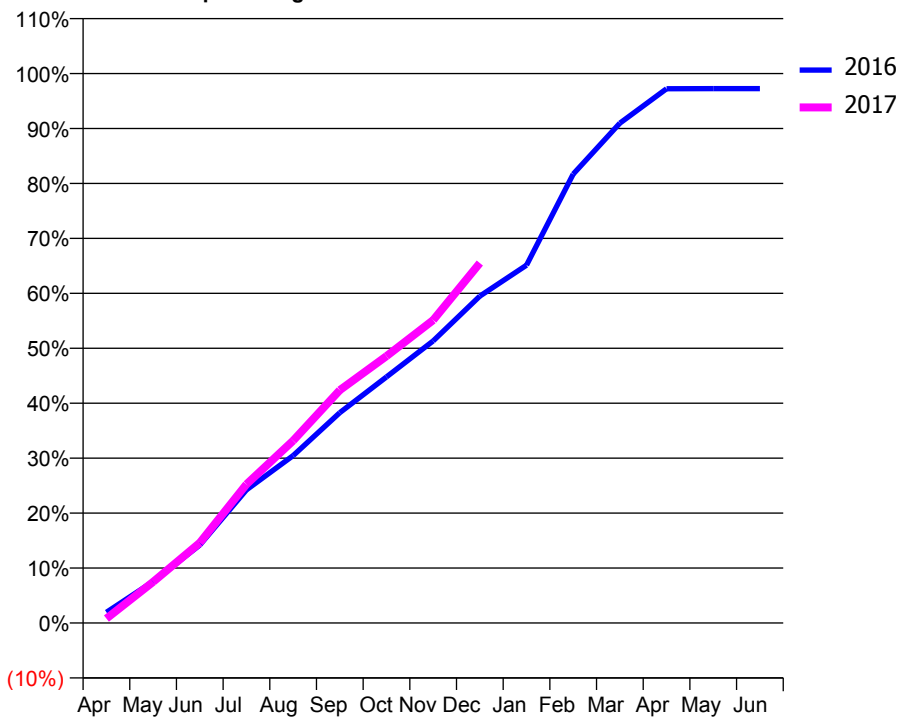
ACCESS*

Patients seen in 24 months	Total	Change since previous quarter
Quarter ending December 2015	3,669	
Quarter ending March 2016	3,843	↑
Quarter ending June 2016	3,853	→
Quarter ending September 2016	3,933	↑
Quarter ending December 2016	3,950	→
Variance since December 2015	7.7%	↑



ACTIVITY

Cumulative percentage of contracted UDA delivered 2016 & 2017



Month	Adjusted Scheduled Activity (UDA)	
	2016	2017
April	243	100
May	935	926
June	1,758	1,808
July	3,001	3,126
August	3,773	4,109
September	4,741	5,249
October	5,547	6,014
November	6,359	6,827
December	7,369	8,113
January	8,065	
February	10,118	
March	11,265	
April	12,041	
May	12,043	
June	12,044	

QUALITY

	Quantity	Base Number	Contract	AT	Region	England
% of FP17s for the same patient ID Re-attending within 3 months - Children	154	1,522	10.1%	11.4%	12.1%	12.4%
% of FP17s for the same patient ID Re-attending within 3 months - Adults	719	3,069	23.4%	14.8%	15.9%	16.6%
% of FP17s for the same patient ID Re-attending between 3 & 9 months - Children	906	1,522	59.5%	55.6%	58.6%	57.5%
% of FP17s for the same patient ID Re-attending between 3 & 9 months - Adults	1,417	3,069	46.2%	48.1%	51.5%	50.4%
% of FP17s for Band 1 Urgent Courses	706	4,277	16.5%	8.4%	8.0%	9.1%
% of FP17s Relating to Free Repair or Replacements	66	4,277	1.5%	0.7%	0.8%	0.8%
% of FP17s Relating to Continuations	21	4,277	0.5%	1.0%	1.2%	1.3%
% of Patients satisfied with the dentistry they have received	5	5	N/A	93.2%	92.8%	92.7%
% of Patients satisfied with the time they had to wait for an appointment	5	5	N/A	87.4%	89.2%	88.8%

* This is based on patients treated on this contract for their most recent course of treatment. Figures in italics indicate the base number of FP17s or Patient Questionnaire responses are less than 100. N/A is shown where the base number of responses is less than 10 during the period. % is calculated as Quantity/Base number*100

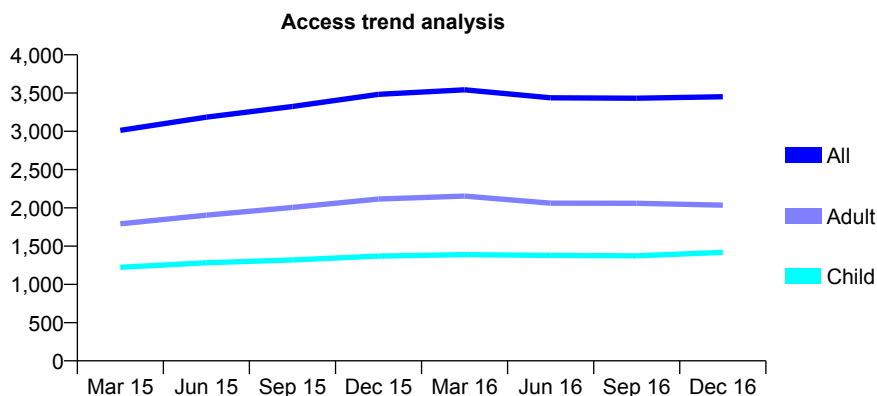
Q58 - Vital Signs At a Glance Contract Report for 288470/0001 - December 2016

Name or company name	MR VB PATEL
Contract type name	GDS Contract
Purpose of contract	General
Contract start date	17/01/2014
Contract end date	

16/17 Contracted general activity (UDA)	9,850
Carry forward general activity (UDA)	-40
16/17 Contracted orthodontic activity (UOA)	0
Carry forward orthodontic activity (UOA)	0
Baseline contract value	£254,069.16

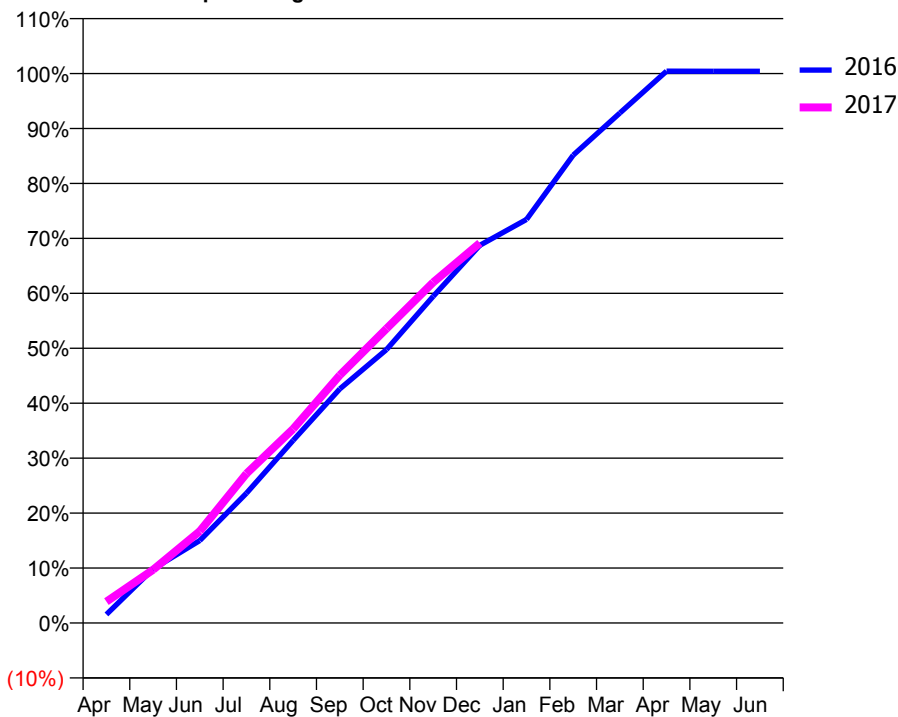
ACCESS*

Patients seen in 24 months	Total	Change since previous quarter
Quarter ending December 2015	3,484	
Quarter ending March 2016	3,542	→
Quarter ending June 2016	3,438	↓
Quarter ending September 2016	3,432	→
Quarter ending December 2016	3,452	→
Variance since December 2015	(0.9%)	→



ACTIVITY

Cumulative percentage of contracted UDA delivered 2016 & 2017



Month	Adjusted Scheduled Activity (UDA)	
	2016	2017
April	154	385
May	969	955
June	1,479	1,645
July	2,328	2,677
August	3,273	3,480
September	4,196	4,443
October	4,901	5,276
November	5,855	6,106
December	6,770	6,811
January	7,235	
February	8,387	
March	9,142	
April	9,891	
May	9,889	
June	9,890	

QUALITY

	Quantity	Base Number	Contract	AT	Region	England
% of FP17s for the same patient ID Re-attending within 3 months - Children	155	1,775	8.7%	11.4%	12.1%	12.4%
% of FP17s for the same patient ID Re-attending within 3 months - Adults	250	2,156	11.6%	14.8%	15.9%	16.6%
% of FP17s for the same patient ID Re-attending between 3 & 9 months - Children	1,183	1,775	66.6%	55.6%	58.6%	57.5%
% of FP17s for the same patient ID Re-attending between 3 & 9 months - Adults	1,361	2,156	63.1%	48.1%	51.5%	50.4%
% of FP17s for Band 1 Urgent Courses	213	3,620	5.9%	8.4%	8.0%	9.1%
% of FP17s Relating to Free Repair or Replacements	28	3,620	0.8%	0.7%	0.8%	0.8%
% of FP17s Relating to Continuations	18	3,620	0.5%	1.0%	1.2%	1.3%
% of Patients satisfied with the dentistry they have received	6	6	N/A	93.2%	92.8%	92.7%
% of Patients satisfied with the time they had to wait for an appointment	6	6	N/A	87.4%	89.2%	88.8%

* This is based on patients treated on this contract for their most recent course of treatment. Figures in italics indicate the base number of FP17s or Patient Questionnaire responses are less than 100. N/A is shown where the base number of responses is less than 10 during the period. % is calculated as Quantity/Base number*100

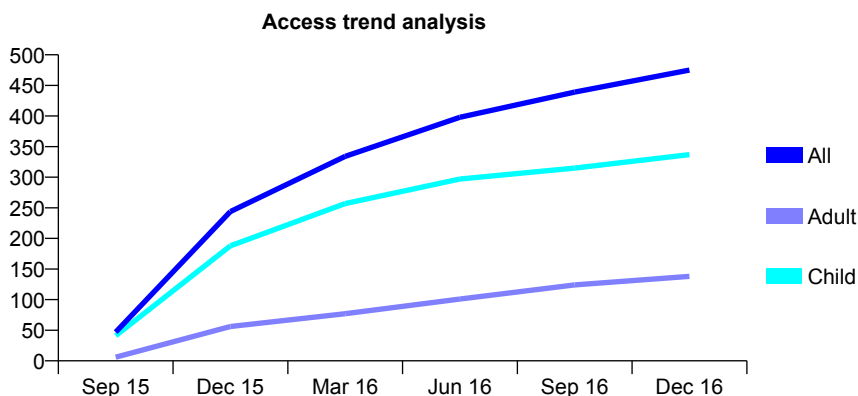
Q58 - Vital Signs At a Glance Contract Report for 295698/0001 - December 2016

Name or company name	MISS A PETKEVICA
Contract type name	GDS Contract
Purpose of contract	General
Contract start date	20/06/2015
Contract end date	

16/17 Contracted general activity (UDA)	1,370
Carry forward general activity (UDA)	-27
16/17 Contracted orthodontic activity (UOA)	0
Carry forward orthodontic activity (UOA)	0
Baseline contract value	£37,863.63

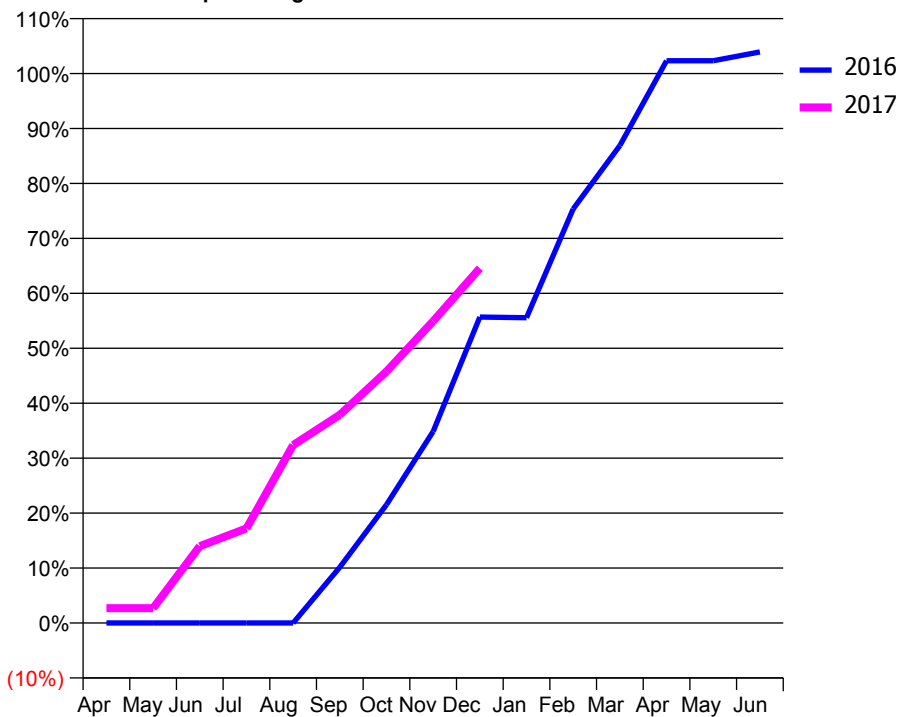
ACCESS*

Patients seen in 24 months	Total	Change since previous quarter
Quarter ending December 2015	244	
Quarter ending March 2016	334	↑
Quarter ending June 2016	398	↑
Quarter ending September 2016	439	↑
Quarter ending December 2016	475	↑
Variance since December 2015	94.7%	↑



ACTIVITY

Cumulative percentage of contracted UDA delivered 2016 & 2017



Month	Adjusted Scheduled Activity (UDA)	
	2016	2017
April	0	37
May	0	37
June	0	192
July	0	236
August	0	444
September	109	519
October	232	627
November	375	752
December	599	884
January	598	
February	811	
March	935	
April	1,101	
May	1,101	
June	1,118	

QUALITY

	Quantity	Base Number	Contract	AT	Region	England
% of FP17s for the same patient ID Re-attending within 3 months - Children	10	317	3.2%	11.4%	12.1%	12.4%
% of FP17s for the same patient ID Re-attending within 3 months - Adults	11	97	11.3%	14.8%	15.9%	16.6%
% of FP17s for the same patient ID Re-attending between 3 & 9 months - Children	159	317	50.2%	55.6%	58.6%	57.5%
% of FP17s for the same patient ID Re-attending between 3 & 9 months - Adults	40	97	41.2%	48.1%	51.5%	50.4%
% of FP17s for Band 1 Urgent Courses	17	346	4.9%	8.4%	8.0%	9.1%
% of FP17s Relating to Free Repair or Replacements	0	346	0.0%	0.7%	0.8%	0.8%
% of FP17s Relating to Continuations	0	346	0.0%	1.0%	1.2%	1.3%
% of Patients satisfied with the dentistry they have received	2	2	N/A	93.2%	92.8%	92.7%
% of Patients satisfied with the time they had to wait for an appointment	2	2	N/A	87.4%	89.2%	88.8%

* This is based on patients treated on this contract for their most recent course of treatment. Figures in italics indicate the base number of FP17s or Patient Questionnaire responses are less than 100. N/A is shown where the base number of responses is less than 10 during the period. % is calculated as Quantity/Base number*100

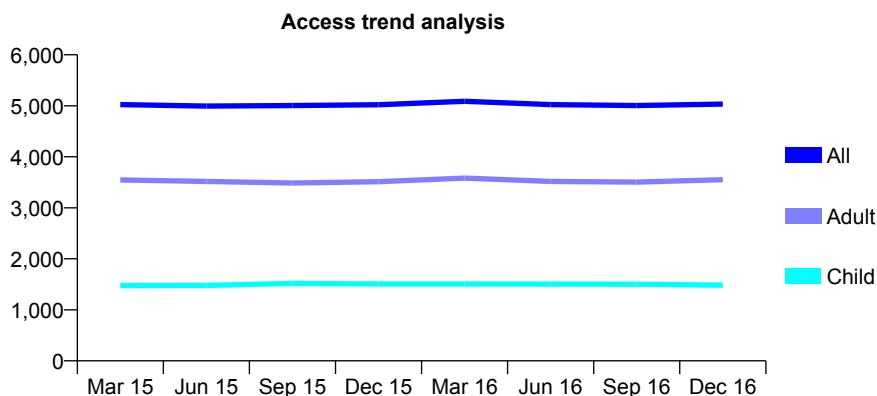
Q58 - Vital Signs At a Glance Contract Report for 306509/0001 - December 2016

Name or company name	MR A LIGHTSTONE
Contract type name	GDS Contract
Purpose of contract	General
Contract start date	01/04/2006
Contract end date	

16/17 Contracted general activity (UDA)	12,942
Carry forward general activity (UDA)	161
16/17 Contracted orthodontic activity (UOA)	0
Carry forward orthodontic activity (UOA)	0
Baseline contract value	£367,141.67

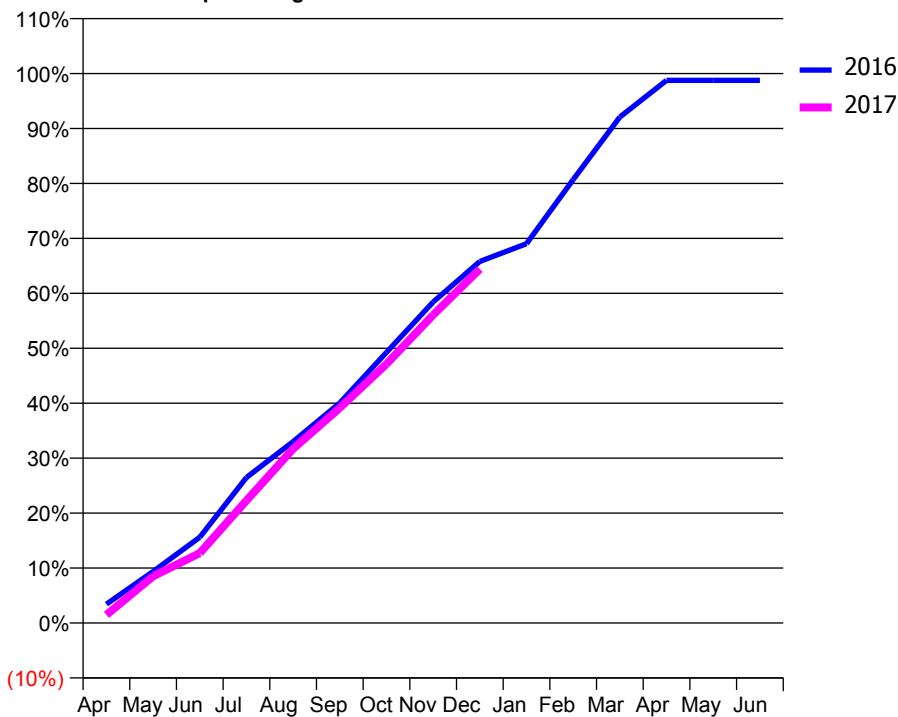
ACCESS*

Patients seen in 24 months	Total	Change since previous quarter
Quarter ending December 2015	5,020	
Quarter ending March 2016	5,090	→
Quarter ending June 2016	5,023	↓
Quarter ending September 2016	5,006	→
Quarter ending December 2016	5,035	→
Variance since December 2015	0.3%	→



ACTIVITY

Cumulative percentage of contracted UDA delivered 2016 & 2017



Month	Adjusted Scheduled Activity (UDA)	
	2016	2017
April	443	192
May	1,215	1,102
June	2,020	1,649
July	3,428	2,883
August	4,272	4,103
September	5,183	5,066
October	6,374	6,100
November	7,560	7,256
December	8,516	8,336
January	8,932	
February	10,445	
March	11,917	
April	12,781	
May	12,781	
June	12,781	

QUALITY

	Quantity	Base Number	Contract	AT	Region	England
% of FP17s for the same patient ID Re-attending within 3 months - Children	127	1,113	11.4%	11.4%	12.1%	12.4%
% of FP17s for the same patient ID Re-attending within 3 months - Adults	447	2,625	17.0%	14.8%	15.9%	16.6%
% of FP17s for the same patient ID Re-attending between 3 & 9 months - Children	270	1,113	24.3%	55.6%	58.6%	57.5%
% of FP17s for the same patient ID Re-attending between 3 & 9 months - Adults	737	2,625	28.1%	48.1%	51.5%	50.4%
% of FP17s for Band 1 Urgent Courses	708	3,415	20.7%	8.4%	8.0%	9.1%
% of FP17s Relating to Free Repair or Replacements	67	3,415	2.0%	0.7%	0.8%	0.8%
% of FP17s Relating to Continuations	23	3,415	0.7%	1.0%	1.2%	1.3%
% of Patients satisfied with the dentistry they have received	4	4	N/A	93.2%	92.8%	92.7%
% of Patients satisfied with the time they had to wait for an appointment	4	4	N/A	87.4%	89.2%	88.8%

* This is based on patients treated on this contract for their most recent course of treatment. Figures in italics indicate the base number of FP17s or Patient Questionnaire responses are less than 100. N/A is shown where the base number of responses is less than 10 during the period. % is calculated as Quantity/Base number*100

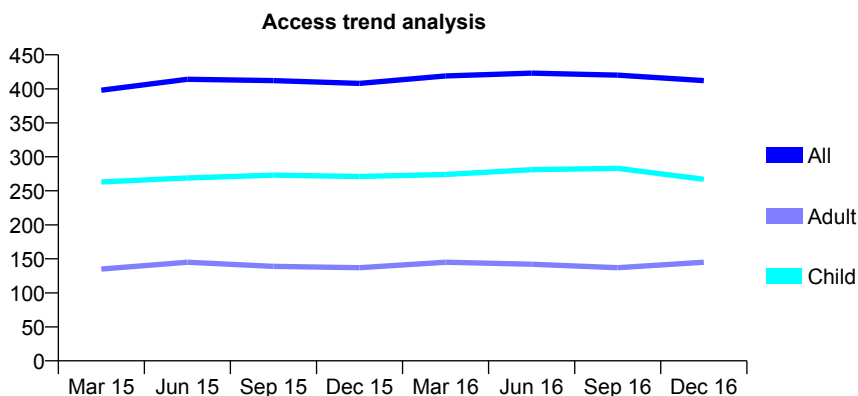
Q58 - Vital Signs At a Glance Contract Report for 309508/0001 - December 2016

Name or company name	MR AR MULLISH
Contract type name	GDS Contract
Purpose of contract	General
Contract start date	01/04/2006
Contract end date	

16/17 Contracted general activity (UDA)	773
Carry forward general activity (UDA)	1
16/17 Contracted orthodontic activity (UOA)	0
Carry forward orthodontic activity (UOA)	0
Baseline contract value	£21,276.39

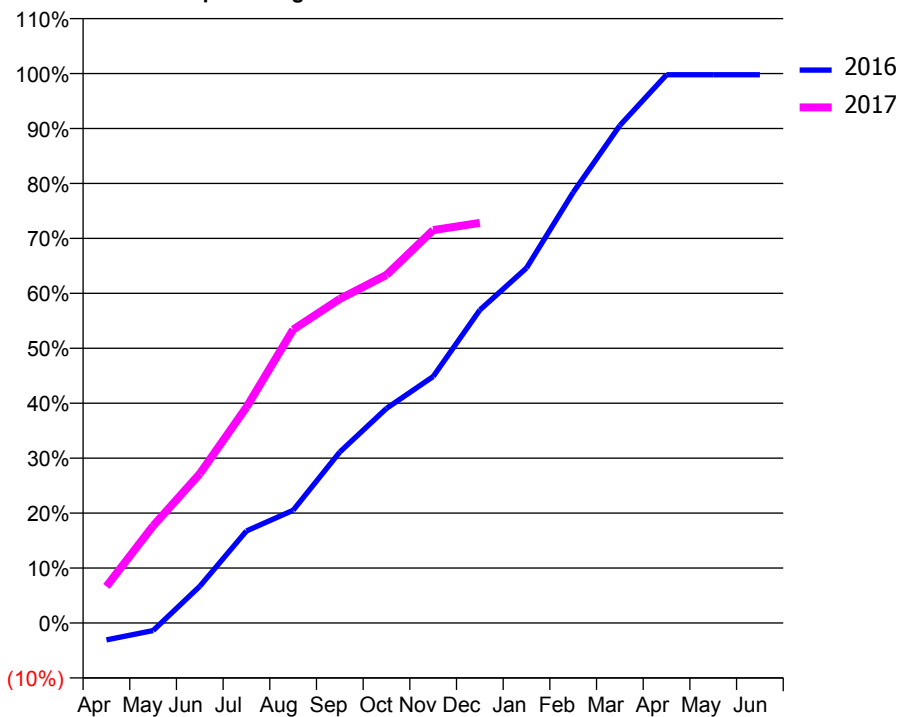
ACCESS*

Patients seen in 24 months	Total	Change since previous quarter
Quarter ending December 2015	408	
Quarter ending March 2016	419	↑
Quarter ending June 2016	423	→
Quarter ending September 2016	420	→
Quarter ending December 2016	412	↓
Variance since December 2015	1.0%	→



ACTIVITY

Cumulative percentage of contracted UDA delivered 2016 & 2017



Month	Adjusted Scheduled Activity (UDA)	
	2016	2017
April	-24	51
May	-11	137
June	52	210
July	130	304
August	159	413
September	241	456
October	302	490
November	347	553
December	440	563
January	499	
February	606	
March	700	
April	771	
May	771	
June	771	

QUALITY

	Quantity	Base Number	Contract	AT	Region	England
% of FP17s for the same patient ID Re-attending within 3 months - Children	14	261	5.4%	11.4%	12.1%	12.4%
% of FP17s for the same patient ID Re-attending within 3 months - Adults	17	102	16.7%	14.8%	15.9%	16.6%
% of FP17s for the same patient ID Re-attending between 3 & 9 months - Children	139	261	53.3%	55.6%	58.6%	57.5%
% of FP17s for the same patient ID Re-attending between 3 & 9 months - Adults	32	102	31.4%	48.1%	51.5%	50.4%
% of FP17s for Band 1 Urgent Courses	14	337	4.2%	8.4%	8.0%	9.1%
% of FP17s Relating to Free Repair or Replacements	0	337	0.0%	0.7%	0.8%	0.8%
% of FP17s Relating to Continuations	0	337	0.0%	1.0%	1.2%	1.3%
% of Patients satisfied with the dentistry they have received	0	0	N/A	93.2%	92.8%	92.7%
% of Patients satisfied with the time they had to wait for an appointment	0	0	N/A	87.4%	89.2%	88.8%

* This is based on patients treated on this contract for their most recent course of treatment. Figures in italics indicate the base number of FP17s or Patient Questionnaire responses are less than 100. N/A is shown where the base number of responses is less than 10 during the period. % is calculated as Quantity/Base number*100

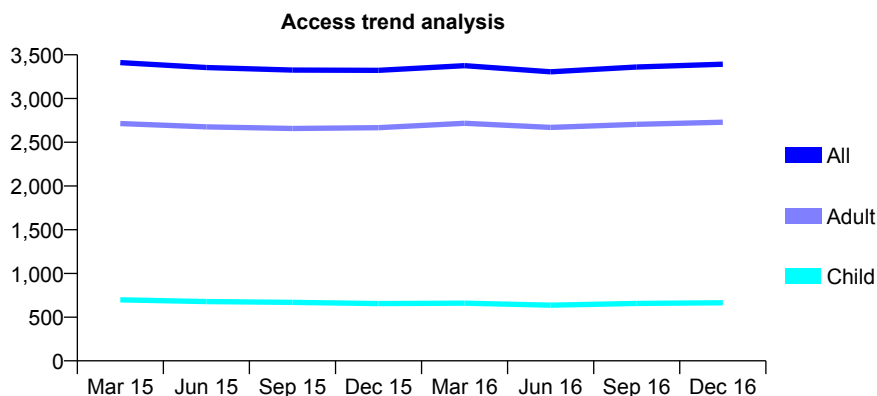
Q58 - Vital Signs At a Glance Contract Report for 310026/0001 - December 2016

Name or company name	MR HK CHAN
Contract type name	GDS Contract
Purpose of contract	General
Contract start date	01/04/2006
Contract end date	

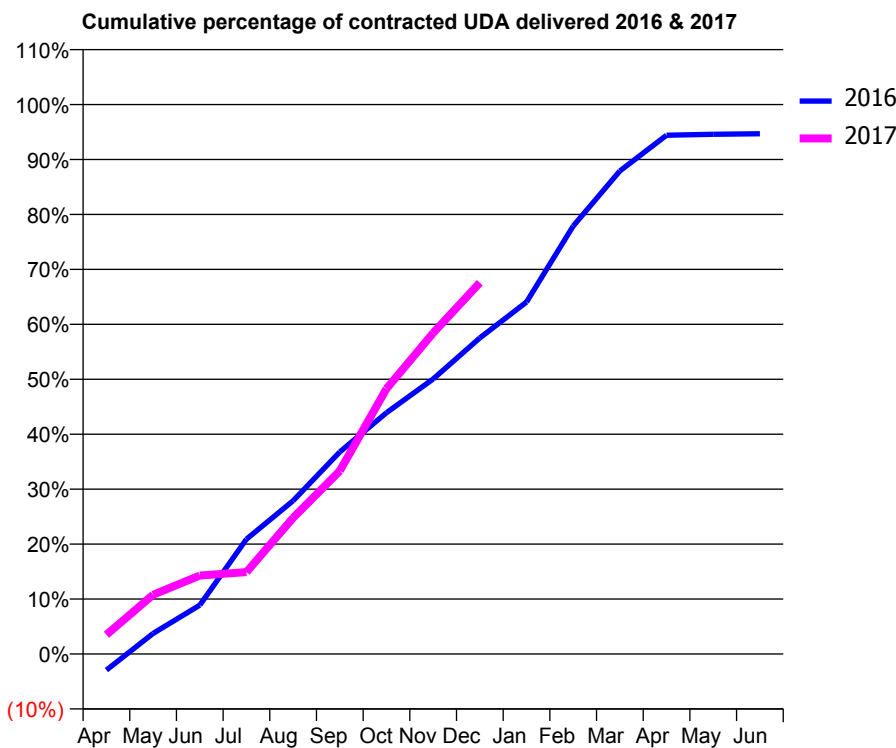
16/17 Contracted general activity (UDA)	8,414
Carry forward general activity (UDA)	0
16/17 Contracted orthodontic activity (UOA)	0
Carry forward orthodontic activity (UOA)	0
Baseline contract value	£243,686.15

ACCESS*

Patients seen in 24 months	Total	Change since previous quarter
Quarter ending December 2015	3,322	
Quarter ending March 2016	3,376	→
Quarter ending June 2016	3,305	↓
Quarter ending September 2016	3,361	→
Quarter ending December 2016	3,393	→
Variance since December 2015	2.1%	↑



ACTIVITY



Month	Adjusted Scheduled Activity (UDA)	
	2016	2017
April	-249	295
May	316	908
June	748	1,202
July	1,760	1,255
August	2,347	2,086
September	3,095	2,805
October	3,695	4,062
November	4,212	4,916
December	4,840	5,686
January	5,390	
February	6,552	
March	7,397	
April	7,944	
May	7,958	
June	7,965	

QUALITY

	Quantity	Base Number	Contract	AT	Region	England
% of FP17s for the same patient ID Re-attending within 3 months - Children	22	589	3.7%	11.4%	12.1%	12.4%
% of FP17s for the same patient ID Re-attending within 3 months - Adults	264	2,434	10.8%	14.8%	15.9%	16.6%
% of FP17s for the same patient ID Re-attending between 3 & 9 months - Children	281	589	47.7%	55.6%	58.6%	57.5%
% of FP17s for the same patient ID Re-attending between 3 & 9 months - Adults	1,058	2,434	43.5%	48.1%	51.5%	50.4%
% of FP17s for Band 1 Urgent Courses	70	2,759	2.5%	8.4%	8.0%	9.1%
% of FP17s Relating to Free Repair or Replacements	26	2,759	0.9%	0.7%	0.8%	0.8%
% of FP17s Relating to Continuations	34	2,759	1.2%	1.0%	1.2%	1.3%
% of Patients satisfied with the dentistry they have received	4	4	N/A	93.2%	92.8%	92.7%
% of Patients satisfied with the time they had to wait for an appointment	4	4	N/A	87.4%	89.2%	88.8%

* This is based on patients treated on this contract for their most recent course of treatment. Figures in italics indicate the base number of FP17s or Patient Questionnaire responses are less than 100. N/A is shown where the base number of responses is less than 10 during the period. % is calculated as Quantity/Base number*100

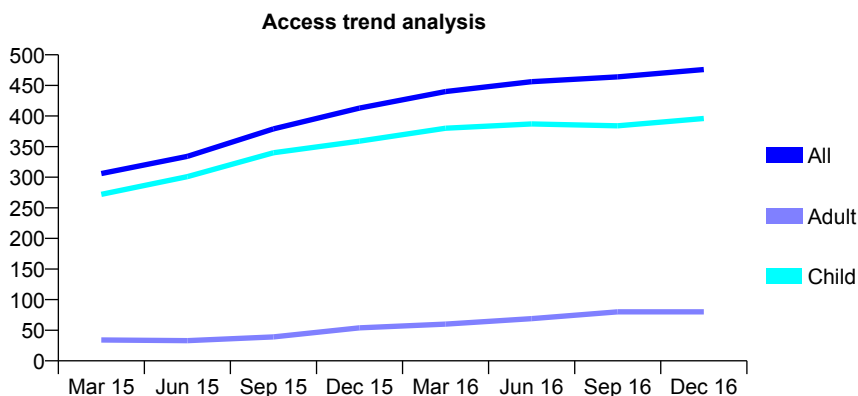
Q58 - Vital Signs At a Glance Contract Report for 318981/0001 - December 2016

Name or company name	MR A CHARLES-KARIEL
Contract type name	GDS Contract
Purpose of contract	General
Contract start date	01/04/2006
Contract end date	

16/17 Contracted general activity (UDA)	800
Carry forward general activity (UDA)	-16
16/17 Contracted orthodontic activity (UOA)	0
Carry forward orthodontic activity (UOA)	0
Baseline contract value	£27,416.50

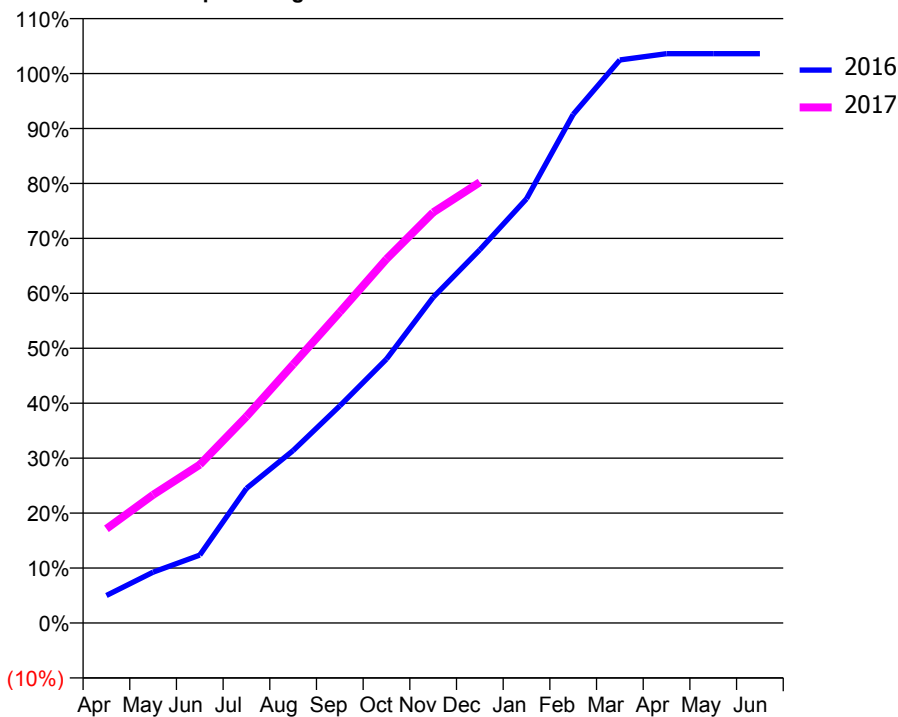
ACCESS*

Patients seen in 24 months	Total	Change since previous quarter
Quarter ending December 2015	413	
Quarter ending March 2016	440	↑
Quarter ending June 2016	456	↑
Quarter ending September 2016	464	→
Quarter ending December 2016	476	↑
Variance since December 2015	15.3%	↑



ACTIVITY

Cumulative percentage of contracted UDA delivered 2016 & 2017



Month	Adjusted Scheduled Activity (UDA)	
	2016	2017
April	40	137
May	74	187
June	99	231
July	196	301
August	251	377
September	316	453
October	384	530
November	474	598
December	543	642
January	618	
February	741	
March	820	
April	829	
May	829	
June	829	

QUALITY

	Quantity	Base Number	Contract	AT	Region	England
% of FP17s for the same patient ID Re-attending within 3 months - Children	36	399	9.0%	11.4%	12.1%	12.4%
% of FP17s for the same patient ID Re-attending within 3 months - Adults	0	29	0.0%	14.8%	15.9%	16.6%
% of FP17s for the same patient ID Re-attending between 3 & 9 months - Children	184	399	46.1%	55.6%	58.6%	57.5%
% of FP17s for the same patient ID Re-attending between 3 & 9 months - Adults	17	29	58.6%	48.1%	51.5%	50.4%
% of FP17s for Band 1 Urgent Courses	4	419	1.0%	8.4%	8.0%	9.1%
% of FP17s Relating to Free Repair or Replacements	0	419	0.0%	0.7%	0.8%	0.8%
% of FP17s Relating to Continuations	0	419	0.0%	1.0%	1.2%	1.3%
% of Patients satisfied with the dentistry they have received	0	0	N/A	93.2%	92.8%	92.7%
% of Patients satisfied with the time they had to wait for an appointment	0	0	N/A	87.4%	89.2%	88.8%

* This is based on patients treated on this contract for their most recent course of treatment. Figures in italics indicate the base number of FP17s or Patient Questionnaire responses are less than 100. N/A is shown where the base number of responses is less than 10 during the period. % is calculated as Quantity/Base number*100

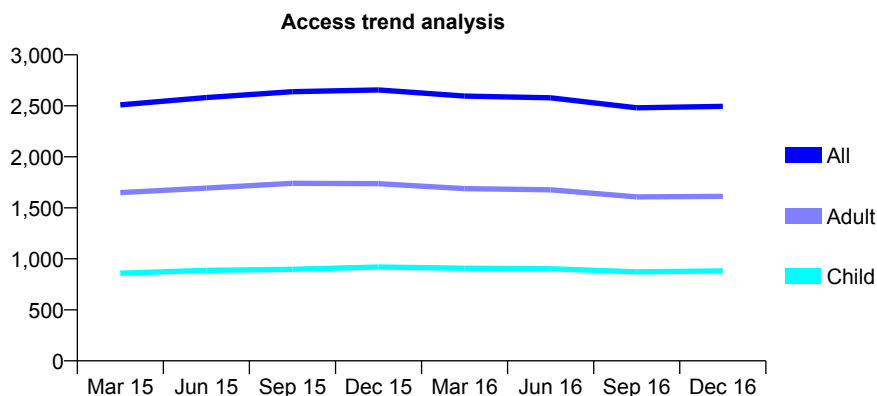
Q58 - Vital Signs At a Glance Contract Report for 327034/0001 - December 2016

Name or company name	MRS Y RATANSHI
Contract type name	GDS Contract
Purpose of contract	General
Contract start date	01/04/2006
Contract end date	

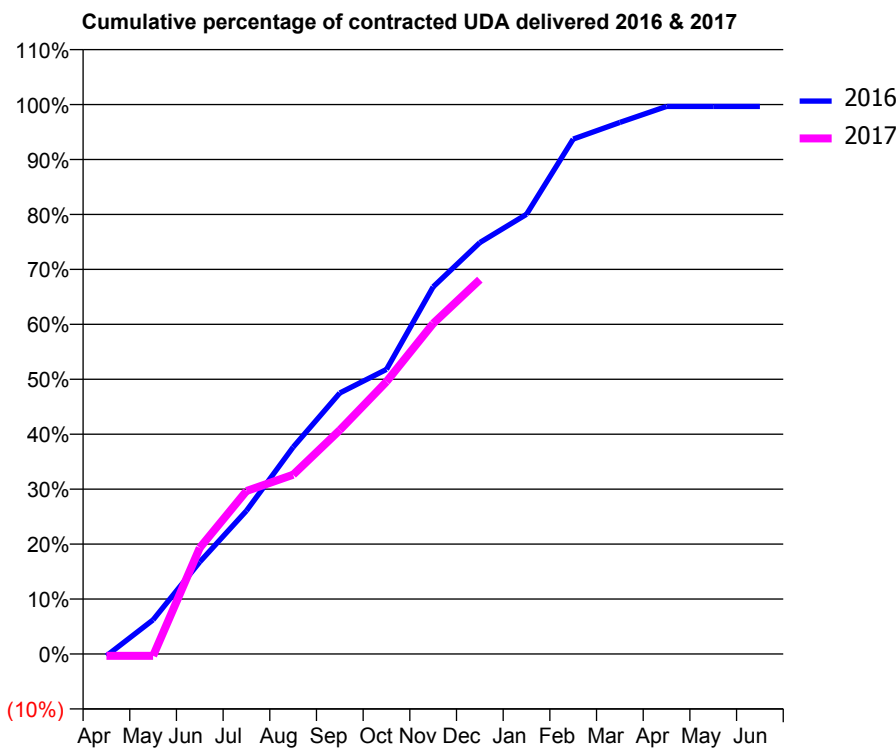
16/17 Contracted general activity (UDA)	6,500
Carry forward general activity (UDA)	23
16/17 Contracted orthodontic activity (UOA)	0
Carry forward orthodontic activity (UOA)	0
Baseline contract value	£164,470.07

ACCESS*

Patients seen in 24 months	Total	Change since previous quarter
Quarter ending December 2015	2,656	
Quarter ending March 2016	2,596	↓
Quarter ending June 2016	2,579	→
Quarter ending September 2016	2,480	↓
Quarter ending December 2016	2,495	→
Variance since December 2015	(6.1%)	↓



ACTIVITY



Month	Adjusted Scheduled Activity (UDA)	
	2016	2017
April	-23	-23
May	405	-23
June	1,089	1,256
July	1,695	1,928
August	2,447	2,120
September	3,088	2,649
October	3,366	3,221
November	4,343	3,909
December	4,866	4,429
January	5,202	
February	6,091	
March	6,287	
April	6,477	
May	6,477	
June	6,477	

QUALITY

	Quantity	Base Number	Contract	AT	Region	England
% of FP17s for the same patient ID Re-attending within 3 months - Children	43	1,076	4.0%	11.4%	12.1%	12.4%
% of FP17s for the same patient ID Re-attending within 3 months - Adults	128	1,530	8.4%	14.8%	15.9%	16.6%
% of FP17s for the same patient ID Re-attending between 3 & 9 months - Children	810	1,076	75.3%	55.6%	58.6%	57.5%
% of FP17s for the same patient ID Re-attending between 3 & 9 months - Adults	718	1,530	46.9%	48.1%	51.5%	50.4%
% of FP17s for Band 1 Urgent Courses	144	2,548	5.7%	8.4%	8.0%	9.1%
% of FP17s Relating to Free Repair or Replacements	15	2,548	0.6%	0.7%	0.8%	0.8%
% of FP17s Relating to Continuations	18	2,548	0.7%	1.0%	1.2%	1.3%
% of Patients satisfied with the dentistry they have received	2	2	N/A	93.2%	92.8%	92.7%
% of Patients satisfied with the time they had to wait for an appointment	2	2	N/A	87.4%	89.2%	88.8%

* This is based on patients treated on this contract for their most recent course of treatment. Figures in italics indicate the base number of FP17s or Patient Questionnaire responses are less than 100. N/A is shown where the base number of responses is less than 10 during the period. % is calculated as Quantity/Base number*100

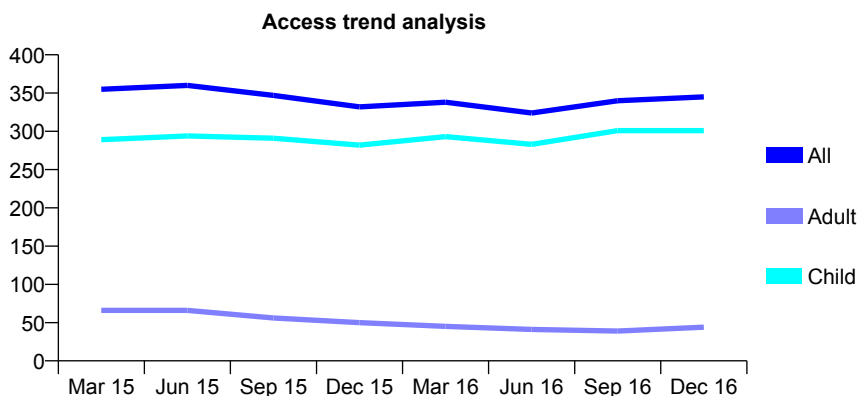
Q58 - Vital Signs At a Glance Contract Report for 328103/0001 - December 2016

Name or company name	MR MD ELVINS
Contract type name	GDS Contract
Purpose of contract	General
Contract start date	01/04/2006
Contract end date	

16/17 Contracted general activity (UDA)	550
Carry forward general activity (UDA)	-10
16/17 Contracted orthodontic activity (UOA)	0
Carry forward orthodontic activity (UOA)	0
Baseline contract value	£13,177.00

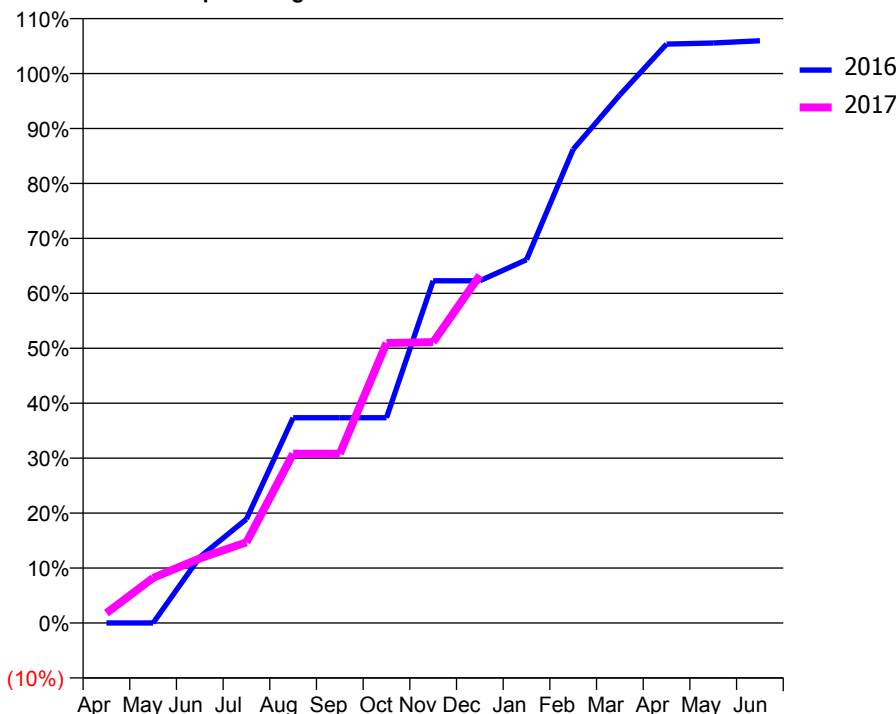
ACCESS*

Patients seen in 24 months	Total	Change since previous quarter
Quarter ending December 2015	332	
Quarter ending March 2016	338	→
Quarter ending June 2016	324	↓
Quarter ending September 2016	340	↑
Quarter ending December 2016	345	→
Variance since December 2015	3.9%	↑



ACTIVITY

Cumulative percentage of contracted UDA delivered 2016 & 2017



Month	Adjusted Scheduled Activity (UDA)	
	2016	2017
April	0	10
May	0	45
June	60	65
July	95	81
August	187	169
September	187	169
October	187	280
November	311	281
December	311	348
January	331	
February	431	
March	481	
April	527	
May	528	
June	530	

QUALITY

	Quantity	Base Number	Contract	AT	Region	England
% of FP17s for the same patient ID Re-attending within 3 months - Children	12	277	4.3%	11.4%	12.1%	12.4%
% of FP17s for the same patient ID Re-attending within 3 months - Adults	0	14	0.0%	14.8%	15.9%	16.6%
% of FP17s for the same patient ID Re-attending between 3 & 9 months - Children	122	277	44.0%	55.6%	58.6%	57.5%
% of FP17s for the same patient ID Re-attending between 3 & 9 months - Adults	9	14	64.3%	48.1%	51.5%	50.4%
% of FP17s for Band 1 Urgent Courses	15	255	5.9%	8.4%	8.0%	9.1%
% of FP17s Relating to Free Repair or Replacements	0	255	0.0%	0.7%	0.8%	0.8%
% of FP17s Relating to Continuations	0	255	0.0%	1.0%	1.2%	1.3%
% of Patients satisfied with the dentistry they have received	1	1	N/A	93.2%	92.8%	92.7%
% of Patients satisfied with the time they had to wait for an appointment	1	1	N/A	87.4%	89.2%	88.8%

* This is based on patients treated on this contract for their most recent course of treatment. Figures in italics indicate the base number of FP17s or Patient Questionnaire responses are less than 100. N/A is shown where the base number of responses is less than 10 during the period. % is calculated as Quantity/Base number*100

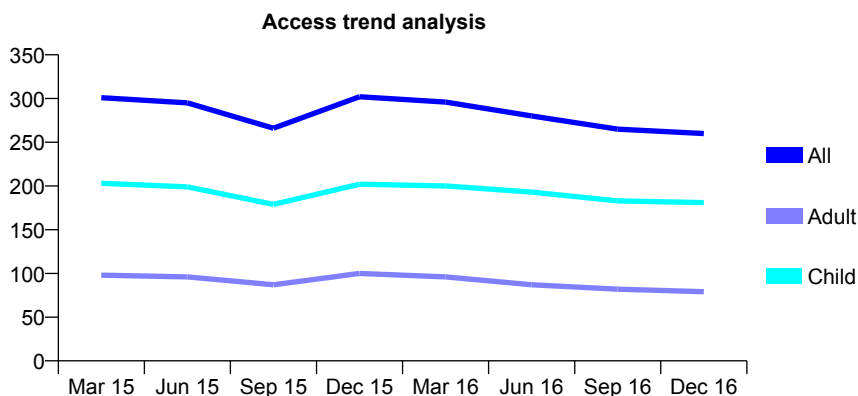
Q58 - Vital Signs At a Glance Contract Report for 328111/0003 - December 2016

Name or company name	MR NA GHULAM
Contract type name	GDS Contract
Purpose of contract	General
Contract start date	04/05/2012
Contract end date	

16/17 Contracted general activity (UDA)	650
Carry forward general activity (UDA)	0
16/17 Contracted orthodontic activity (UOA)	0
Carry forward orthodontic activity (UOA)	0
Baseline contract value	£14,951.13

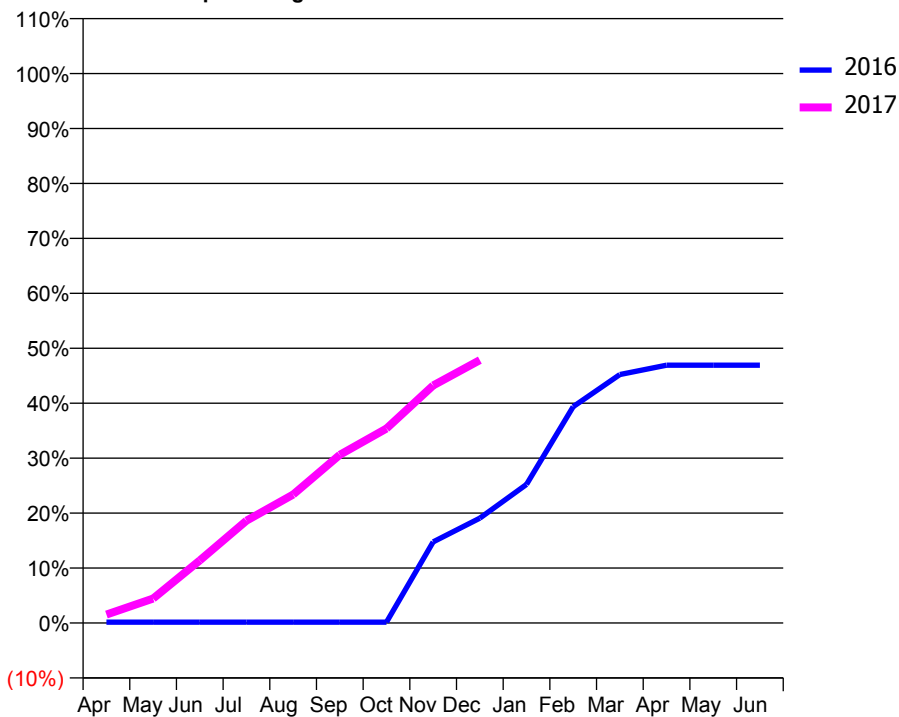
ACCESS*

Patients seen in 24 months	Total	Change since previous quarter
Quarter ending December 2015	302	
Quarter ending March 2016	296	↓
Quarter ending June 2016	280	↓
Quarter ending September 2016	265	↓
Quarter ending December 2016	260	↓
Variance since December 2015	(13.9%)	↓



ACTIVITY

Cumulative percentage of contracted UDA delivered 2016 & 2017



Adjusted Scheduled Activity (UDA)

Month	2016	2017
April	1	10
May	1	29
June	1	74
July	1	121
August	1	152
September	1	199
October	1	230
November	96	281
December	124	311
January	164	
February	256	
March	294	
April	305	
May	305	
June	305	

QUALITY

	Quantity	Base Number	Contract	AT	Region	England
% of FP17s for the same patient ID Re-attending within 3 months - Children	10	164	6.1%	11.4%	12.1%	12.4%
% of FP17s for the same patient ID Re-attending within 3 months - Adults	7	50	14.0%	14.8%	15.9%	16.6%
% of FP17s for the same patient ID Re-attending between 3 & 9 months - Children	87	164	53.0%	55.6%	58.6%	57.5%
% of FP17s for the same patient ID Re-attending between 3 & 9 months - Adults	24	50	48.0%	48.1%	51.5%	50.4%
% of FP17s for Band 1 Urgent Courses	0	206	0.0%	8.4%	8.0%	9.1%
% of FP17s Relating to Free Repair or Replacements	0	206	0.0%	0.7%	0.8%	0.8%
% of FP17s Relating to Continuations	2	206	1.0%	1.0%	1.2%	1.3%
% of Patients satisfied with the dentistry they have received	1	1	N/A	93.2%	92.8%	92.7%
% of Patients satisfied with the time they had to wait for an appointment	1	1	N/A	87.4%	89.2%	88.8%

* This is based on patients treated on this contract for their most recent course of treatment. Figures in italics indicate the base number of FP17s or Patient Questionnaire responses are less than 100. N/A is shown where the base number of responses is less than 10 during the period. % is calculated as Quantity/Base number*100

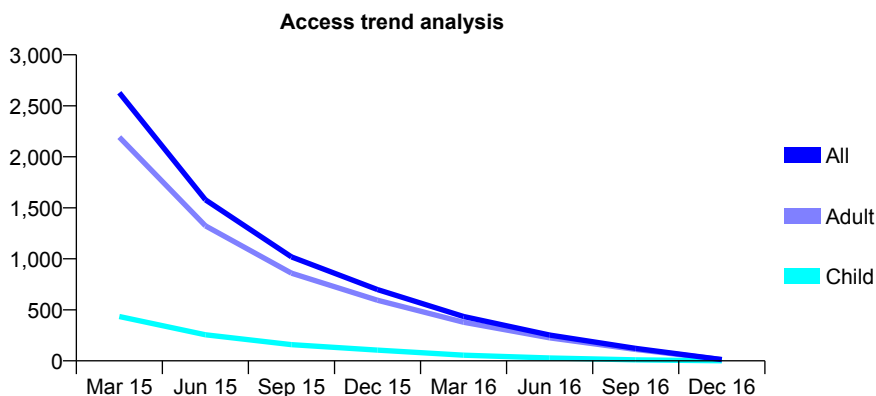
Q58 - Vital Signs At a Glance Contract Report for 330930/0003 - December 2016

Name or company name	MRS P HADJ-BAGHERI
Contract type name	GDS Contract
Purpose of contract	General
Contract start date	01/10/2010
Contract end date	

16/17 Contracted general activity (UDA)	9,743
Carry forward general activity (UDA)	0
16/17 Contracted orthodontic activity (UOA)	0
Carry forward orthodontic activity (UOA)	0
Baseline contract value	£0.00

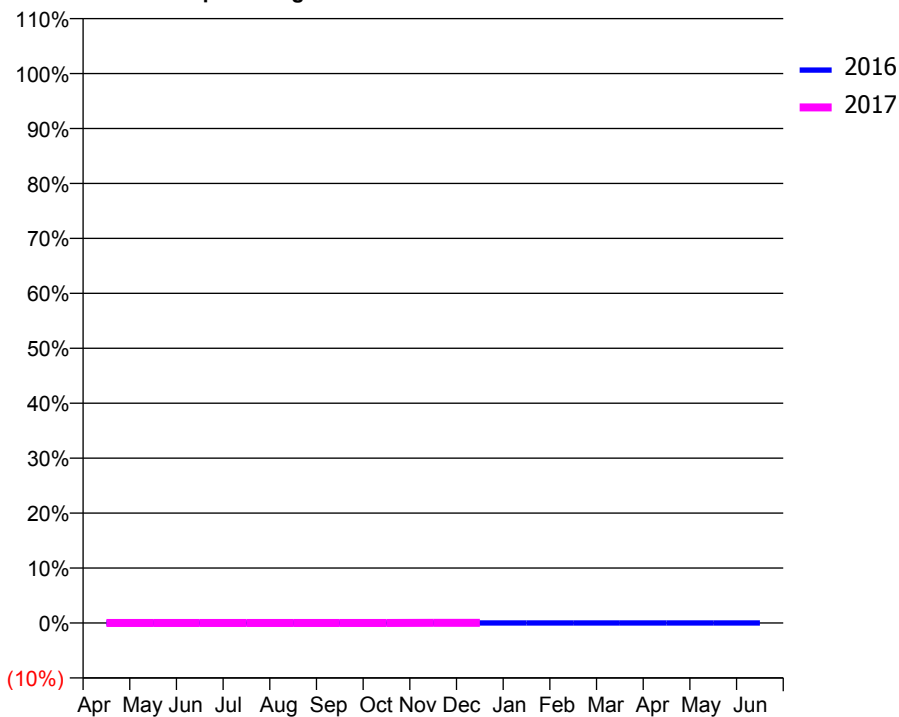
ACCESS*

Patients seen in 24 months	Total	Change since previous quarter
Quarter ending December 2015	699	
Quarter ending March 2016	434	↓
Quarter ending June 2016	253	↓
Quarter ending September 2016	122	↓
Quarter ending December 2016	12	↓
Variance since December 2015	(98.3%)	↓



ACTIVITY

Cumulative percentage of contracted UDA delivered 2016 & 2017



Month	Adjusted Scheduled Activity (UDA)	
	2016	2017
April	0	0
May	0	0
June	0	0
July	0	0
August	0	0
September	0	0
October	0	0
November	0	3
December	0	3
January	1	
February	1	
March	1	
April	1	
May	1	
June	1	

QUALITY

	Quantity	Base Number	Contract	AT	Region	England
% of FP17s for the same patient ID Re-attending within 3 months - Children	0	0	N/A	11.4%	12.1%	12.4%
% of FP17s for the same patient ID Re-attending within 3 months - Adults	0	0	N/A	14.8%	15.9%	16.6%
% of FP17s for the same patient ID Re-attending between 3 & 9 months - Children	0	0	N/A	55.6%	58.6%	57.5%
% of FP17s for the same patient ID Re-attending between 3 & 9 months - Adults	0	0	N/A	48.1%	51.5%	50.4%
% of FP17s for Band 1 Urgent Courses	0	1	0.0%	8.4%	8.0%	9.1%
% of FP17s Relating to Free Repair or Replacements	0	1	0.0%	0.7%	0.8%	0.8%
% of FP17s Relating to Continuations	0	1	0.0%	1.0%	1.2%	1.3%
% of Patients satisfied with the dentistry they have received	0	0	N/A	93.2%	92.8%	92.7%
% of Patients satisfied with the time they had to wait for an appointment	0	0	N/A	87.4%	89.2%	88.8%

* This is based on patients treated on this contract for their most recent course of treatment. Figures in italics indicate the base number of FP17s or Patient Questionnaire responses are less than 100. N/A is shown where the base number of responses is less than 10 during the period. % is calculated as Quantity/Base number*100

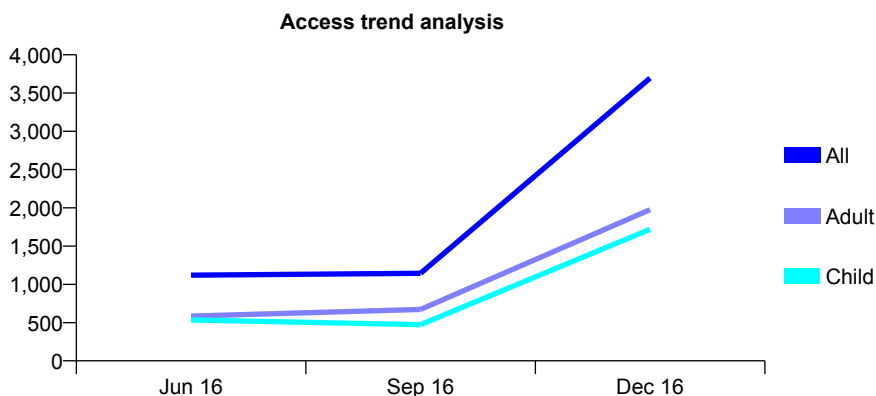
Q58 - Vital Signs At a Glance Contract Report for 333107/0006 - December 2016

Name or company name	MR SS BHANDAL
Contract type name	GDS Contract
Purpose of contract	General
Contract start date	01/01/2015
Contract end date	

16/17 Contracted general activity (UDA)	11,341
Carry forward general activity (UDA)	0
16/17 Contracted orthodontic activity (UOA)	0
Carry forward orthodontic activity (UOA)	0
Baseline contract value	£314,781.25

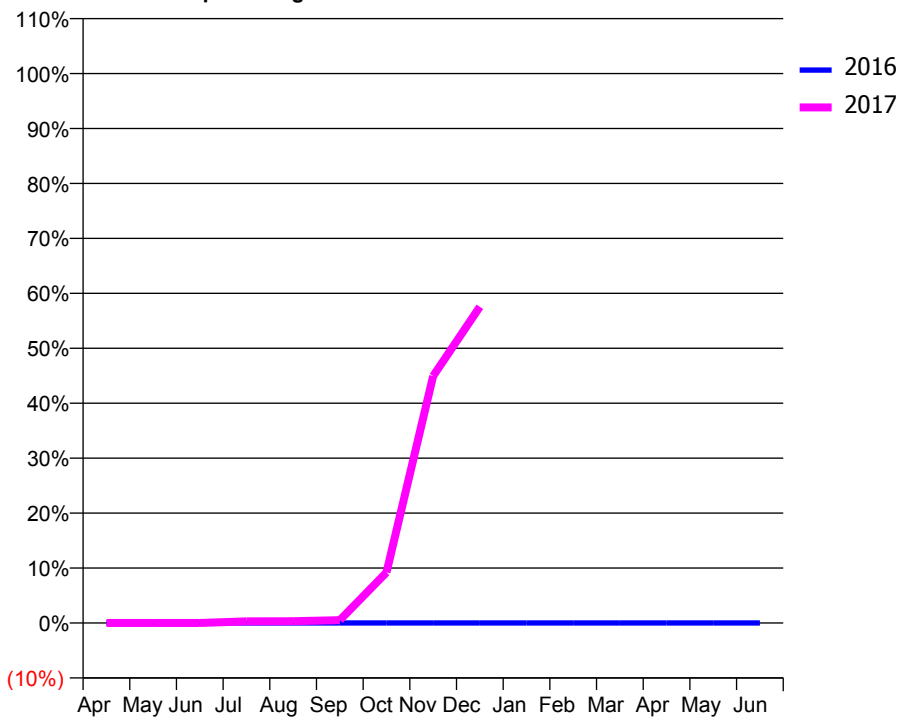
ACCESS*

Patients seen in 24 months	Total	Change since previous quarter
Quarter ending December 2015	0	
Quarter ending March 2016	0	
Quarter ending June 2016	1,119	↑
Quarter ending September 2016	1,145	↑
Quarter ending December 2016	3,696	↑
Variance since December 2015	N/A	



ACTIVITY

Cumulative percentage of contracted UDA delivered 2016 & 2017



Month	Adjusted Scheduled Activity (UDA)	
	2016	2017
April	0	0
May	0	0
June	0	0
July	0	34
August	0	38
September	0	60
October	0	1,045
November	0	5,098
December	0	6,527
January	0	
February	0	
March	0	
April	0	
May	0	
June	0	

QUALITY

	Quantity	Base Number	Contract	AT	Region	England
% of FP17s for the same patient ID Re-attending within 3 months - Children	7	2,446	0.3%	11.4%	12.1%	12.4%
% of FP17s for the same patient ID Re-attending within 3 months - Adults	37	2,517	1.5%	14.8%	15.9%	16.6%
% of FP17s for the same patient ID Re-attending between 3 & 9 months - Children	211	2,446	8.6%	55.6%	58.6%	57.5%
% of FP17s for the same patient ID Re-attending between 3 & 9 months - Adults	108	2,517	4.3%	48.1%	51.5%	50.4%
% of FP17s for Band 1 Urgent Courses	132	3,179	4.2%	8.4%	8.0%	9.1%
% of FP17s Relating to Free Repair or Replacements	0	3,179	0.0%	0.7%	0.8%	0.8%
% of FP17s Relating to Continuations	8	3,179	0.3%	1.0%	1.2%	1.3%
% of Patients satisfied with the dentistry they have received	0	0	N/A	93.2%	92.8%	92.7%
% of Patients satisfied with the time they had to wait for an appointment	0	0	N/A	87.4%	89.2%	88.8%

* This is based on patients treated on this contract for their most recent course of treatment. Figures in italics indicate the base number of FP17s or Patient Questionnaire responses are less than 100. N/A is shown where the base number of responses is less than 10 during the period. % is calculated as Quantity/Base number*100

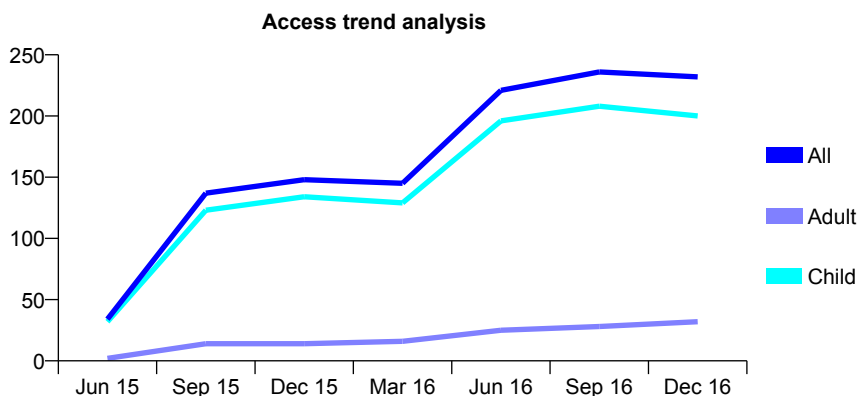
Q58 - Vital Signs At a Glance Contract Report for 333107/0007 - December 2016

Name or company name	MR SS BHANDAL
Contract type name	GDS Contract
Purpose of contract	General
Contract start date	01/04/2015
Contract end date	

16/17 Contracted general activity (UDA)	510
Carry forward general activity (UDA)	0
16/17 Contracted orthodontic activity (UOA)	0
Carry forward orthodontic activity (UOA)	0
Baseline contract value	£10,619.56

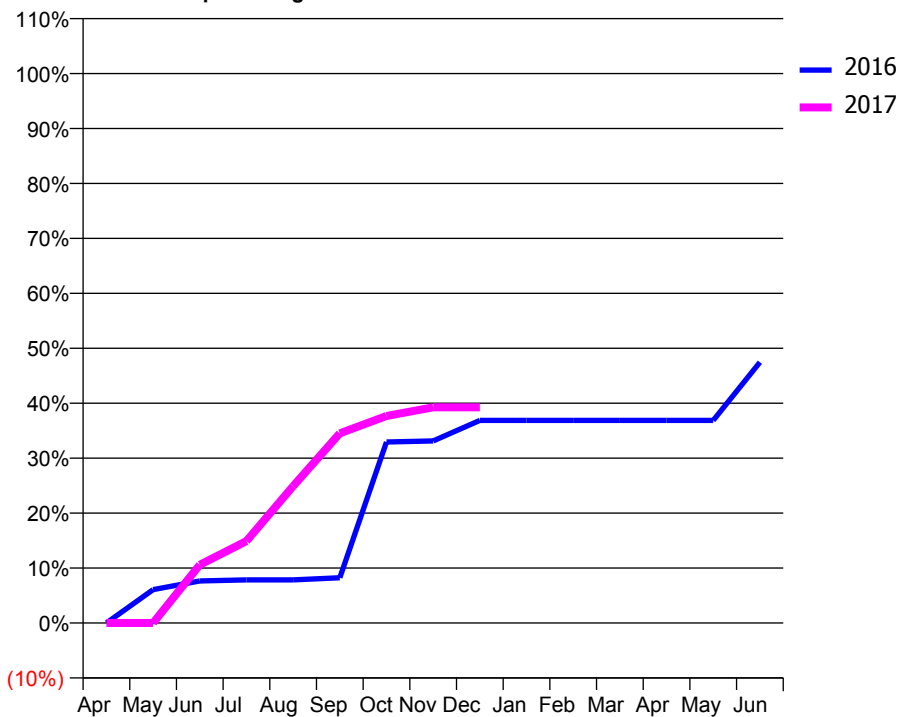
ACCESS*

Patients seen in 24 months	Total	Change since previous quarter
Quarter ending December 2015	148	
Quarter ending March 2016	145	↓
Quarter ending June 2016	221	↑
Quarter ending September 2016	236	↑
Quarter ending December 2016	232	↓
Variance since December 2015	56.8%	↑



ACTIVITY

Cumulative percentage of contracted UDA delivered 2016 & 2017



Month	Adjusted Scheduled Activity (UDA)	
	2016	2017
April	0	0
May	31	0
June	39	54
July	40	76
August	40	127
September	42	176
October	168	192
November	169	200
December	188	200
January	188	
February	188	
March	188	
April	188	
May	188	
June	242	

QUALITY

	Quantity	Base Number	Contract	AT	Region	England
% of FP17s for the same patient ID Re-attending within 3 months - Children	22	261	8.4%	11.4%	12.1%	12.4%
% of FP17s for the same patient ID Re-attending within 3 months - Adults	0	13	0.0%	14.8%	15.9%	16.6%
% of FP17s for the same patient ID Re-attending between 3 & 9 months - Children	122	261	46.7%	55.6%	58.6%	57.5%
% of FP17s for the same patient ID Re-attending between 3 & 9 months - Adults	7	13	53.8%	48.1%	51.5%	50.4%
% of FP17s for Band 1 Urgent Courses	1	144	0.7%	8.4%	8.0%	9.1%
% of FP17s Relating to Free Repair or Replacements	0	144	0.0%	0.7%	0.8%	0.8%
% of FP17s Relating to Continuations	0	144	0.0%	1.0%	1.2%	1.3%
% of Patients satisfied with the dentistry they have received	0	0	N/A	93.2%	92.8%	92.7%
% of Patients satisfied with the time they had to wait for an appointment	0	0	N/A	87.4%	89.2%	88.8%

* This is based on patients treated on this contract for their most recent course of treatment. Figures in italics indicate the base number of FP17s or Patient Questionnaire responses are less than 100. N/A is shown where the base number of responses is less than 10 during the period. % is calculated as Quantity/Base number*100

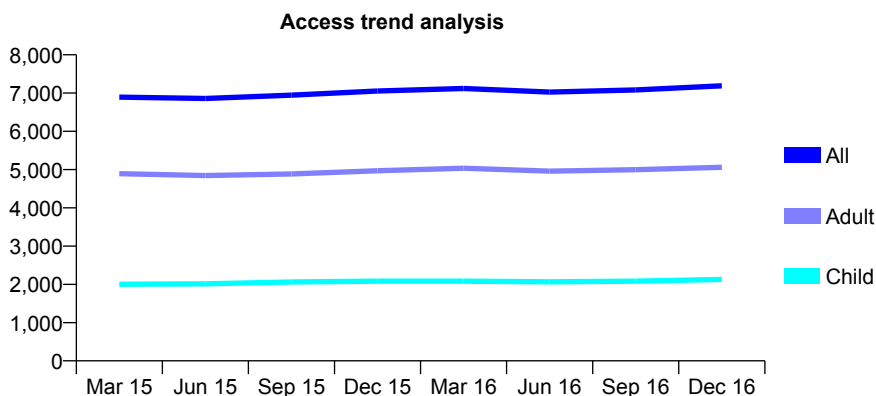
Q58 - Vital Signs At a Glance Contract Report for 333875/0001 - December 2016

Name or company name	MR A SHAH
Contract type name	GDS Contract
Purpose of contract	General
Contract start date	01/04/2006
Contract end date	

16/17 Contracted general activity (UDA)	19,211
Carry forward general activity (UDA)	5
16/17 Contracted orthodontic activity (UOA)	0
Carry forward orthodontic activity (UOA)	0
Baseline contract value	£591,574.66

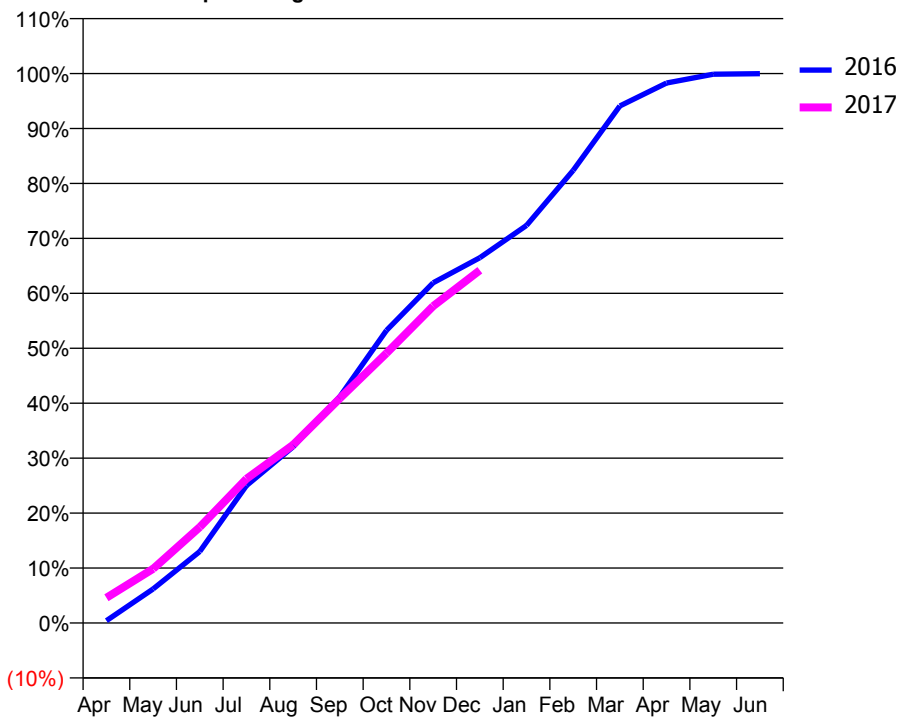
ACCESS*

Patients seen in 24 months	Total	Change since previous quarter
Quarter ending December 2015	7,052	
Quarter ending March 2016	7,119	→
Quarter ending June 2016	7,024	↓
Quarter ending September 2016	7,082	→
Quarter ending December 2016	7,188	→
Variance since December 2015	1.9%	→



ACTIVITY

Cumulative percentage of contracted UDA delivered 2016 & 2017



Month	Adjusted Scheduled Activity (UDA)	
	2016	2017
April	81	882
May	1,190	1,895
June	2,499	3,355
July	4,803	5,043
August	6,163	6,231
September	7,915	7,852
October	10,228	9,434
November	11,896	11,077
December	12,770	12,331
January	13,901	
February	15,827	
March	18,076	
April	18,878	
May	19,184	
June	19,205	

QUALITY

	Quantity	Base Number	Contract	AT	Region	England
% of FP17s for the same patient ID Re-attending within 3 months - Children	148	2,079	7.1%	11.4%	12.1%	12.4%
% of FP17s for the same patient ID Re-attending within 3 months - Adults	748	4,433	16.9%	14.8%	15.9%	16.6%
% of FP17s for the same patient ID Re-attending between 3 & 9 months - Children	1,030	2,079	49.5%	55.6%	58.6%	57.5%
% of FP17s for the same patient ID Re-attending between 3 & 9 months - Adults	1,712	4,433	38.6%	48.1%	51.5%	50.4%
% of FP17s for Band 1 Urgent Courses	349	5,783	6.0%	8.4%	8.0%	9.1%
% of FP17s Relating to Free Repair or Replacements	61	5,783	1.1%	0.7%	0.8%	0.8%
% of FP17s Relating to Continuations	195	5,783	3.4%	1.0%	1.2%	1.3%
% of Patients satisfied with the dentistry they have received	8	8	N/A	93.2%	92.8%	92.7%
% of Patients satisfied with the time they had to wait for an appointment	5	8	N/A	87.4%	89.2%	88.8%

* This is based on patients treated on this contract for their most recent course of treatment. Figures in italics indicate the base number of FP17s or Patient Questionnaire responses are less than 100. N/A is shown where the base number of responses is less than 10 during the period. % is calculated as Quantity/Base number*100

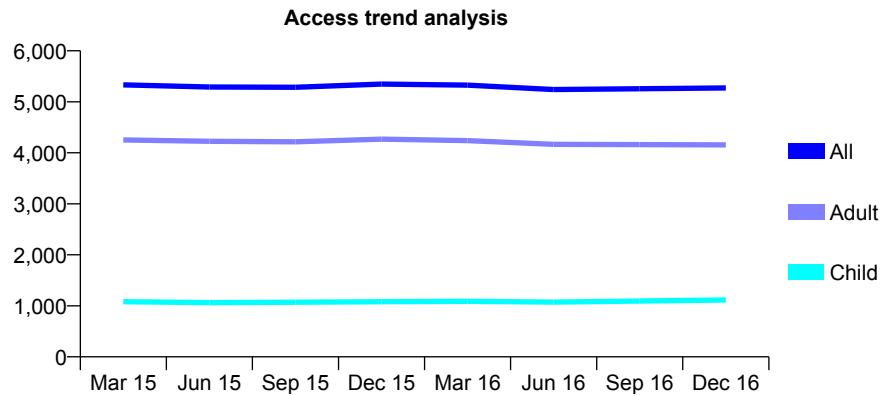
Q58 - Vital Signs At a Glance Contract Report for 335088/0001 - December 2016

Name or company name	MR N DADHANIA
Contract type name	GDS Contract
Purpose of contract	General
Contract start date	01/04/2006
Contract end date	

16/17 Contracted general activity (UDA)	16,668
Carry forward general activity (UDA)	-77
16/17 Contracted orthodontic activity (UOA)	0
Carry forward orthodontic activity (UOA)	0
Baseline contract value	£452,632.92

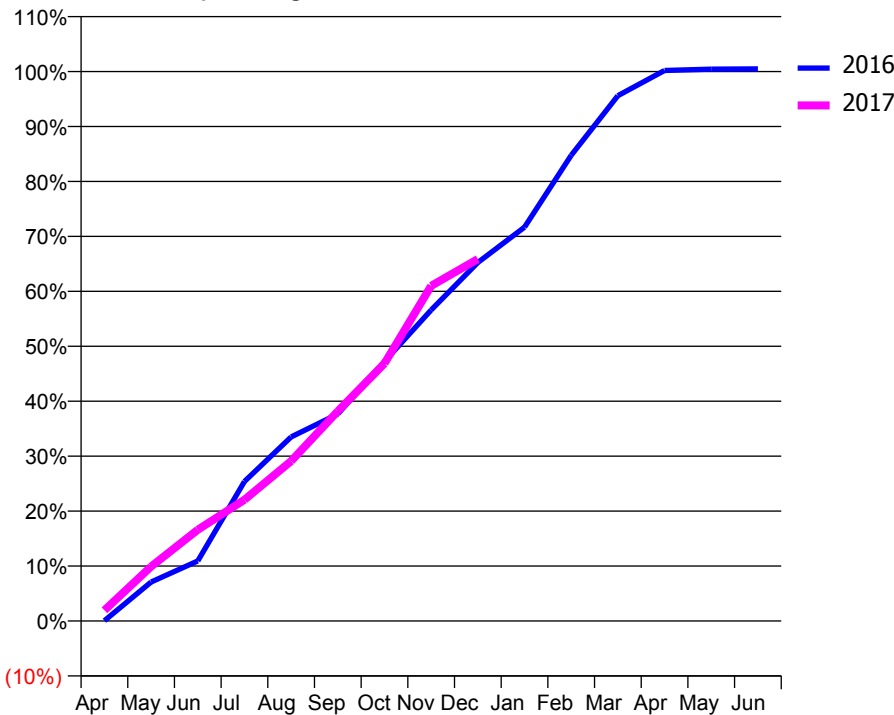
ACCESS*

Patients seen in 24 months	Total	Change since previous quarter
Quarter ending December 2015	5,348	
Quarter ending March 2016	5,327	→
Quarter ending June 2016	5,240	↓
Quarter ending September 2016	5,256	→
Quarter ending December 2016	5,271	→
Variance since December 2015	(1.4%)	↓



ACTIVITY

Cumulative percentage of contracted UDA delivered 2016 & 2017



Month	Adjusted Scheduled Activity (UDA)	
	2016	2017
April	11	328
May	1,184	1,652
June	1,821	2,770
July	4,232	3,678
August	5,584	4,853
September	6,281	6,366
October	7,875	7,812
November	9,434	10,165
December	10,876	10,981
January	11,946	
February	14,127	
March	15,935	
April	16,701	
May	16,741	
June	16,746	

QUALITY

	Quantity	Base Number	Contract	AT	Region	England
% of FP17s for the same patient ID Re-attending within 3 months - Children	66	1,064	6.2%	11.4%	12.1%	12.4%
% of FP17s for the same patient ID Re-attending within 3 months - Adults	553	4,441	12.5%	14.8%	15.9%	16.6%
% of FP17s for the same patient ID Re-attending between 3 & 9 months - Children	561	1,064	52.7%	55.6%	58.6%	57.5%
% of FP17s for the same patient ID Re-attending between 3 & 9 months - Adults	2,856	4,441	64.3%	48.1%	51.5%	50.4%
% of FP17s for Band 1 Urgent Courses	289	5,151	5.6%	8.4%	8.0%	9.1%
% of FP17s Relating to Free Repair or Replacements	40	5,151	0.8%	0.7%	0.8%	0.8%
% of FP17s Relating to Continuations	43	5,151	0.8%	1.0%	1.2%	1.3%
% of Patients satisfied with the dentistry they have received	5	6	N/A	93.2%	92.8%	92.7%
% of Patients satisfied with the time they had to wait for an appointment	6	6	N/A	87.4%	89.2%	88.8%

* This is based on patients treated on this contract for their most recent course of treatment. Figures in italics indicate the base number of FP17s or Patient Questionnaire responses are less than 100. N/A is shown where the base number of responses is less than 10 during the period. % is calculated as Quantity/Base number*100

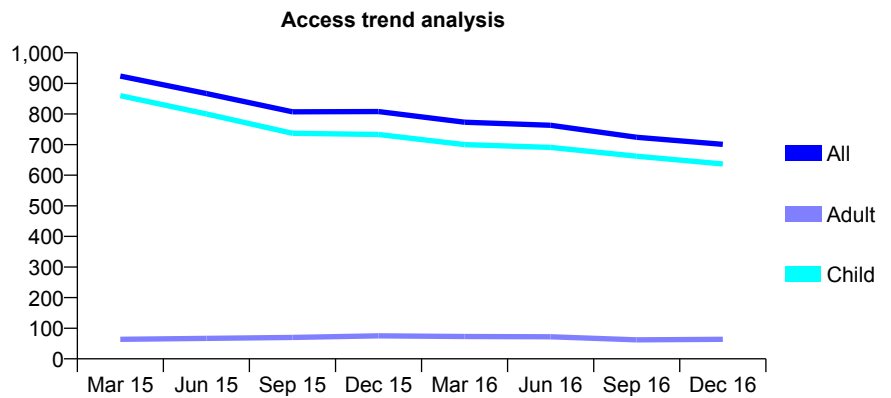
Q58 - Vital Signs At a Glance Contract Report for 335290/0001 - December 2016

Name or company name	MR VA PATEL
Contract type name	GDS Contract
Purpose of contract	General
Contract start date	01/04/2006
Contract end date	

16/17 Contracted general activity (UDA)	1,293
Carry forward general activity (UDA)	0
16/17 Contracted orthodontic activity (UOA)	0
Carry forward orthodontic activity (UOA)	0
Baseline contract value	£35,491.70

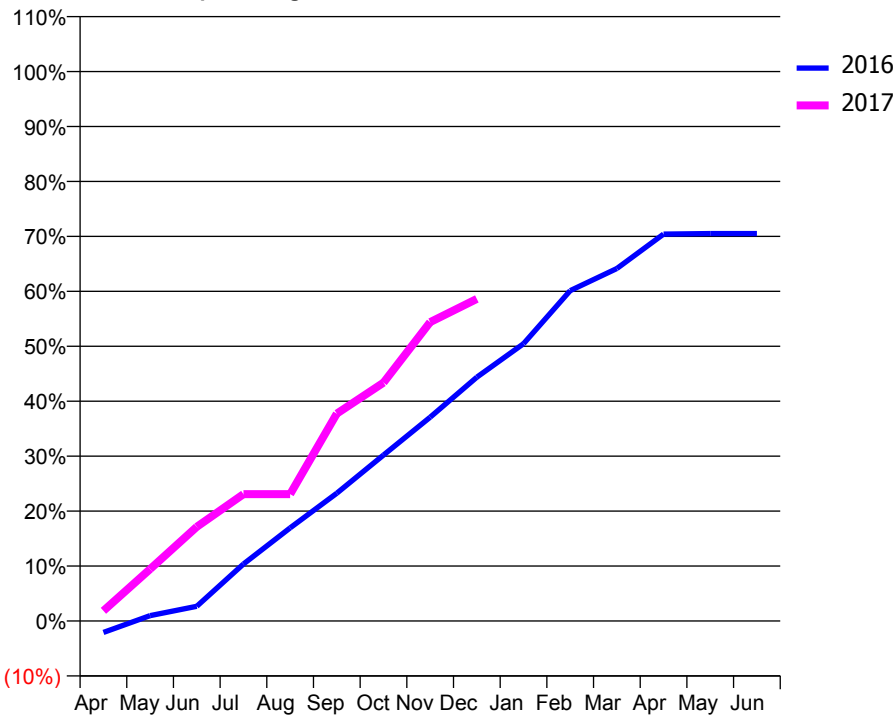
ACCESS*

Patients seen in 24 months	Total	Change since previous quarter
Quarter ending December 2015	808	
Quarter ending March 2016	773	↓
Quarter ending June 2016	763	↓
Quarter ending September 2016	724	↓
Quarter ending December 2016	701	↓
Variance since December 2015	(13.2%)	↓



ACTIVITY

Cumulative percentage of contracted UDA delivered 2016 & 2017



Month	Adjusted Scheduled Activity (UDA)	
	2016	2017
April	-27	24
May	13	122
June	35	222
July	134	298
August	219	298
September	301	488
October	391	561
November	480	703
December	574	758
January	653	
February	777	
March	830	
April	910	
May	912	
June	912	

QUALITY

	Quantity	Base Number	Contract	AT	Region	England
% of FP17s for the same patient ID Re-attending within 3 months - Children	44	621	7.1%	11.4%	12.1%	12.4%
% of FP17s for the same patient ID Re-attending within 3 months - Adults	0	0	N/A	14.8%	15.9%	16.6%
% of FP17s for the same patient ID Re-attending between 3 & 9 months - Children	315	621	50.7%	55.6%	58.6%	57.5%
% of FP17s for the same patient ID Re-attending between 3 & 9 months - Adults	0	0	N/A	48.1%	51.5%	50.4%
% of FP17s for Band 1 Urgent Courses	29	560	5.2%	8.4%	8.0%	9.1%
% of FP17s Relating to Free Repair or Replacements	0	560	0.0%	0.7%	0.8%	0.8%
% of FP17s Relating to Continuations	0	560	0.0%	1.0%	1.2%	1.3%
% of Patients satisfied with the dentistry they have received	0	0	N/A	93.2%	92.8%	92.7%
% of Patients satisfied with the time they had to wait for an appointment	0	0	N/A	87.4%	89.2%	88.8%

* This is based on patients treated on this contract for their most recent course of treatment. Figures in italics indicate the base number of FP17s or Patient Questionnaire responses are less than 100. N/A is shown where the base number of responses is less than 10 during the period. % is calculated as Quantity/Base number*100

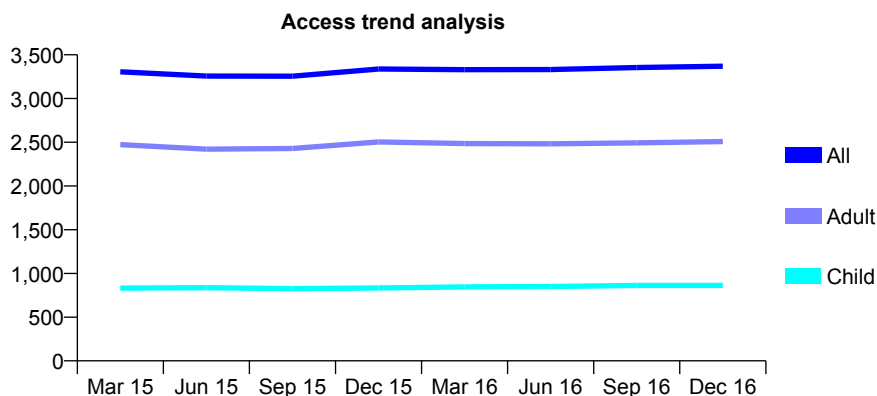
Q58 - Vital Signs At a Glance Contract Report for 339113/0001 - December 2016

Name or company name	MR A BALKHI
Contract type name	GDS Contract
Purpose of contract	General
Contract start date	01/04/2006
Contract end date	

16/17 Contracted general activity (UDA)	7,361
Carry forward general activity (UDA)	2
16/17 Contracted orthodontic activity (UOA)	0
Carry forward orthodontic activity (UOA)	0
Baseline contract value	£213,489.32

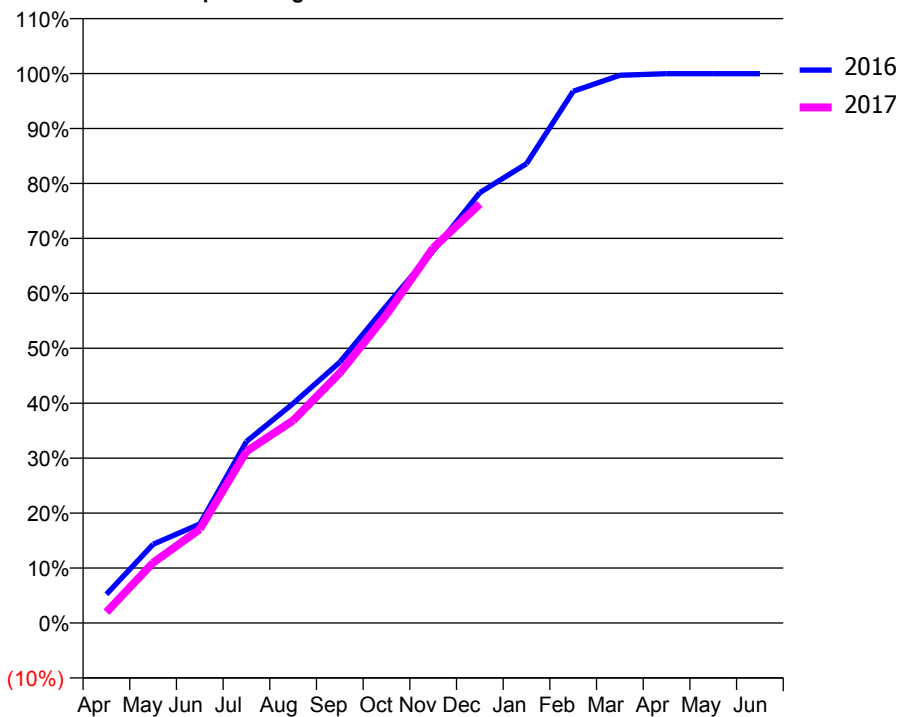
ACCESS*

Patients seen in 24 months	Total	Change since previous quarter
Quarter ending December 2015	3,337	
Quarter ending March 2016	3,330	→
Quarter ending June 2016	3,332	→
Quarter ending September 2016	3,354	→
Quarter ending December 2016	3,370	→
Variance since December 2015	1.0%	→



ACTIVITY

Cumulative percentage of contracted UDA delivered 2016 & 2017



Month	Adjusted Scheduled Activity (UDA)	
	2016	2017
April	385	145
May	1,056	808
June	1,327	1,256
July	2,432	2,299
August	2,941	2,712
September	3,496	3,350
October	4,251	4,133
November	4,987	5,023
December	5,765	5,614
January	6,154	
February	7,124	
March	7,337	
April	7,359	
May	7,359	
June	7,359	

QUALITY

	Quantity	Base Number	Contract	AT	Region	England
% of FP17s for the same patient ID Re-attending within 3 months - Children	21	937	2.2%	11.4%	12.1%	12.4%
% of FP17s for the same patient ID Re-attending within 3 months - Adults	34	1,731	2.0%	14.8%	15.9%	16.6%
% of FP17s for the same patient ID Re-attending between 3 & 9 months - Children	590	937	63.0%	55.6%	58.6%	57.5%
% of FP17s for the same patient ID Re-attending between 3 & 9 months - Adults	495	1,731	28.6%	48.1%	51.5%	50.4%
% of FP17s for Band 1 Urgent Courses	23	2,659	0.9%	8.4%	8.0%	9.1%
% of FP17s Relating to Free Repair or Replacements	0	2,659	0.0%	0.7%	0.8%	0.8%
% of FP17s Relating to Continuations	8	2,659	0.3%	1.0%	1.2%	1.3%
% of Patients satisfied with the dentistry they have received	3	3	N/A	93.2%	92.8%	92.7%
% of Patients satisfied with the time they had to wait for an appointment	3	3	N/A	87.4%	89.2%	88.8%

* This is based on patients treated on this contract for their most recent course of treatment. Figures in italics indicate the base number of FP17s or Patient Questionnaire responses are less than 100. N/A is shown where the base number of responses is less than 10 during the period. % is calculated as Quantity/Base number*100

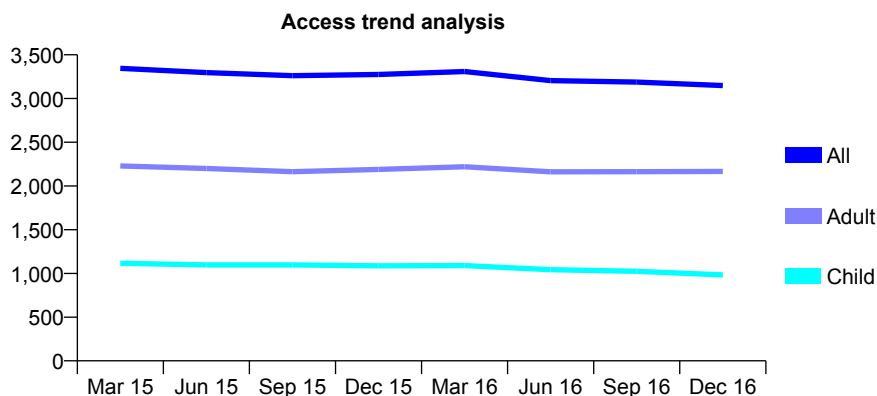
Q58 - Vital Signs At a Glance Contract Report for 341088/0001 - December 2016

Name or company name	MR A ZAKHARIA
Contract type name	GDS Contract
Purpose of contract	General
Contract start date	01/04/2012
Contract end date	

16/17 Contracted general activity (UDA)	8,322
Carry forward general activity (UDA)	103
16/17 Contracted orthodontic activity (UOA)	0
Carry forward orthodontic activity (UOA)	0
Baseline contract value	£218,779.01

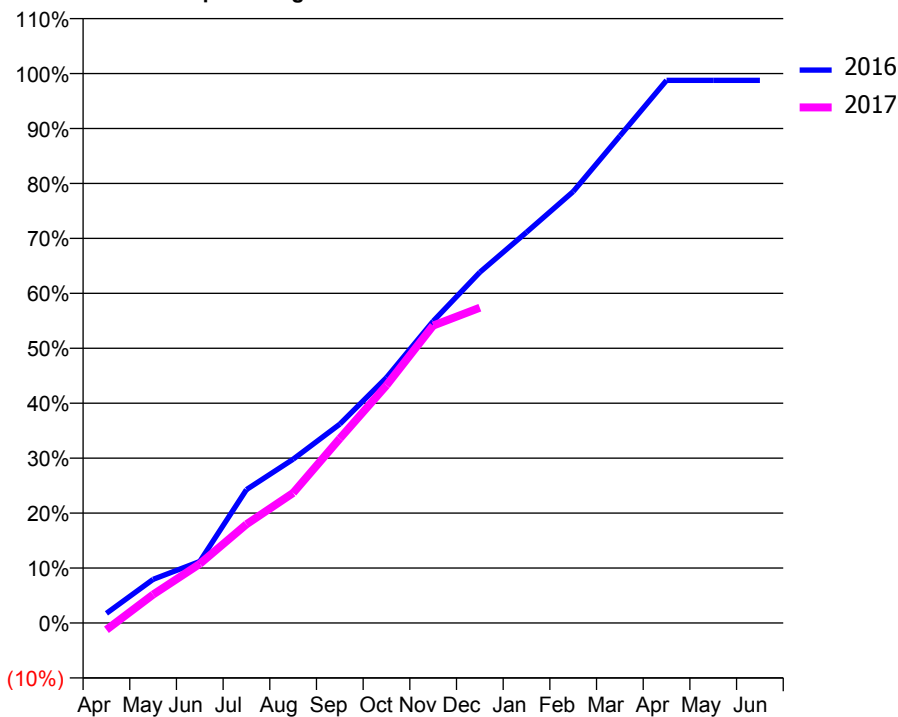
ACCESS*

Patients seen in 24 months	Total	Change since previous quarter
Quarter ending December 2015	3,275	
Quarter ending March 2016	3,308	→
Quarter ending June 2016	3,205	↓
Quarter ending September 2016	3,188	→
Quarter ending December 2016	3,149	↓
Variance since December 2015	(3.8%)	↓



ACTIVITY

Cumulative percentage of contracted UDA delivered 2016 & 2017



Month	Adjusted Scheduled Activity (UDA)	
	2016	2017
April	146	-103
May	662	432
June	932	896
July	2,020	1,495
August	2,482	1,969
September	3,013	2,794
October	3,716	3,600
November	4,572	4,504
December	5,312	4,776
January	5,917	
February	6,535	
March	7,376	
April	8,219	
May	8,219	
June	8,219	

QUALITY

	Quantity	Base Number	Contract	AT	Region	England
% of FP17s for the same patient ID Re-attending within 3 months - Children	43	1,111	3.9%	11.4%	12.1%	12.4%
% of FP17s for the same patient ID Re-attending within 3 months - Adults	177	2,213	8.0%	14.8%	15.9%	16.6%
% of FP17s for the same patient ID Re-attending between 3 & 9 months - Children	759	1,111	68.3%	55.6%	58.6%	57.5%
% of FP17s for the same patient ID Re-attending between 3 & 9 months - Adults	1,591	2,213	71.9%	48.1%	51.5%	50.4%
% of FP17s for Band 1 Urgent Courses	29	2,906	1.0%	8.4%	8.0%	9.1%
% of FP17s Relating to Free Repair or Replacements	16	2,906	0.6%	0.7%	0.8%	0.8%
% of FP17s Relating to Continuations	0	2,906	0.0%	1.0%	1.2%	1.3%
% of Patients satisfied with the dentistry they have received	4	4	N/A	93.2%	92.8%	92.7%
% of Patients satisfied with the time they had to wait for an appointment	3	4	N/A	87.4%	89.2%	88.8%

* This is based on patients treated on this contract for their most recent course of treatment. Figures in italics indicate the base number of FP17s or Patient Questionnaire responses are less than 100. N/A is shown where the base number of responses is less than 10 during the period. % is calculated as Quantity/Base number*100

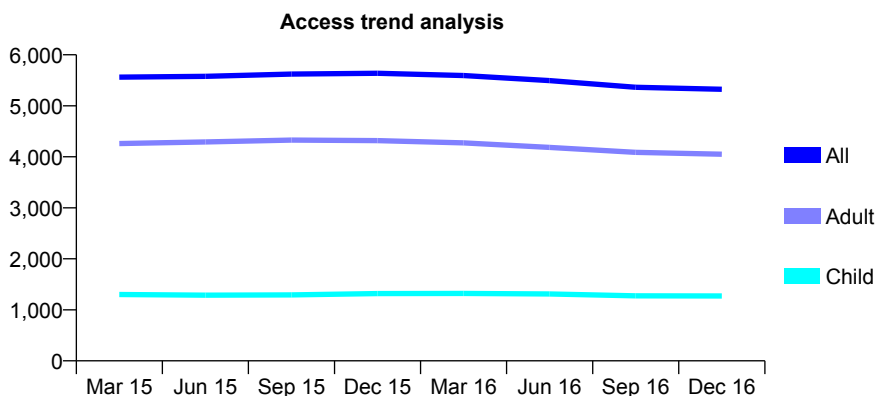
Q58 - Vital Signs At a Glance Contract Report for 341576/0002 - December 2016

Name or company name	MR J NASSERI TAHERI
Contract type name	GDS Contract
Purpose of contract	General
Contract start date	01/04/2008
Contract end date	

16/17 Contracted general activity (UDA)	18,364
Carry forward general activity (UDA)	264
16/17 Contracted orthodontic activity (UOA)	0
Carry forward orthodontic activity (UOA)	0
Baseline contract value	£428,603.34

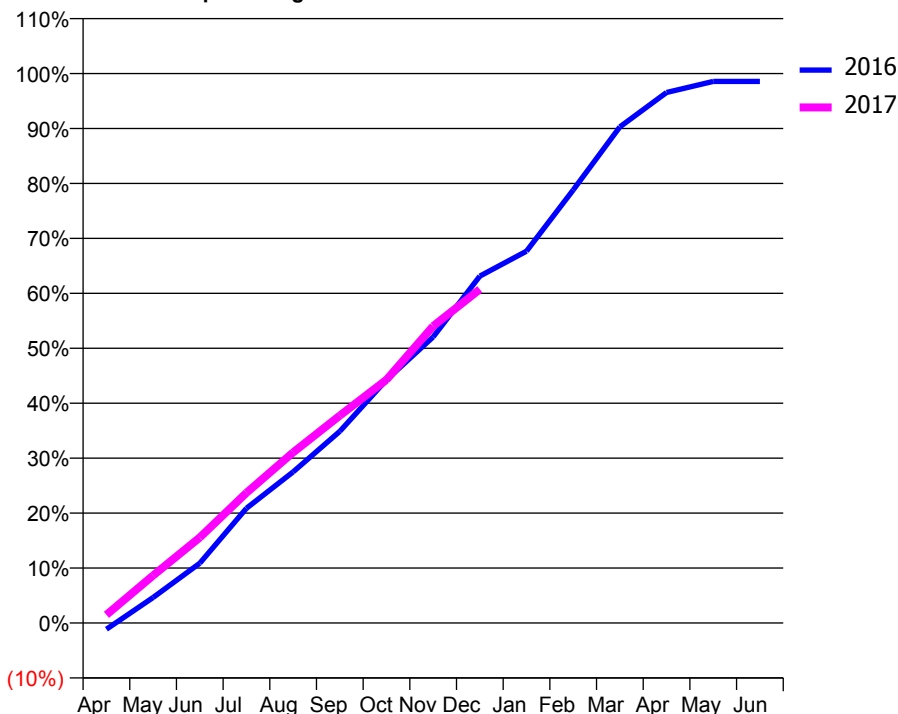
ACCESS*

Patients seen in 24 months	Total	Change since previous quarter
Quarter ending December 2015	5,637	
Quarter ending March 2016	5,593	→
Quarter ending June 2016	5,494	↓
Quarter ending September 2016	5,363	↓
Quarter ending December 2016	5,323	→
Variance since December 2015	(5.6%)	↓



ACTIVITY

Cumulative percentage of contracted UDA delivered 2016 & 2017



Month	Adjusted Scheduled Activity (UDA)	
	2016	2017
April	-211	274
May	851	1,588
June	1,998	2,860
July	3,837	4,352
August	5,052	5,702
September	6,405	6,930
October	8,127	8,132
November	9,559	9,922
December	11,592	11,153
January	12,427	
February	14,473	
March	16,579	
April	17,728	
May	18,100	
June	18,100	

QUALITY

	Quantity	Base Number	Contract	AT	Region	England
% of FP17s for the same patient ID Re-attending within 3 months - Children	99	1,241	8.0%	11.4%	12.1%	12.4%
% of FP17s for the same patient ID Re-attending within 3 months - Adults	477	3,702	12.9%	14.8%	15.9%	16.6%
% of FP17s for the same patient ID Re-attending between 3 & 9 months - Children	705	1,241	56.8%	55.6%	58.6%	57.5%
% of FP17s for the same patient ID Re-attending between 3 & 9 months - Adults	2,025	3,702	54.7%	48.1%	51.5%	50.4%
% of FP17s for Band 1 Urgent Courses	417	4,537	9.2%	8.4%	8.0%	9.1%
% of FP17s Relating to Free Repair or Replacements	45	4,537	1.0%	0.7%	0.8%	0.8%
% of FP17s Relating to Continuations	69	4,537	1.5%	1.0%	1.2%	1.3%
% of Patients satisfied with the dentistry they have received	8	11	72.7%	93.2%	92.8%	92.7%
% of Patients satisfied with the time they had to wait for an appointment	9	11	81.8%	87.4%	89.2%	88.8%

* This is based on patients treated on this contract for their most recent course of treatment. Figures in italics indicate the base number of FP17s or Patient Questionnaire responses are less than 100. N/A is shown where the base number of responses is less than 10 during the period. % is calculated as Quantity/Base number*100

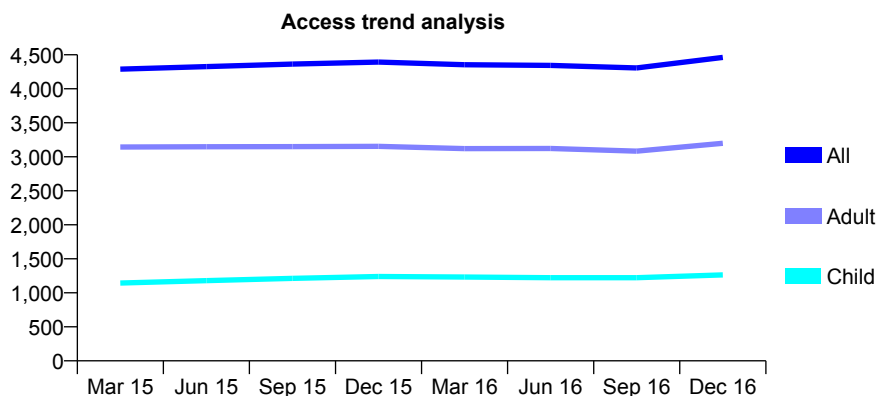
Q58 - Vital Signs At a Glance Contract Report for 341975/0001 - December 2016

Name or company name	MRS R ARUN
Contract type name	GDS Contract
Purpose of contract	General
Contract start date	01/04/2006
Contract end date	

16/17 Contracted general activity (UDA)	9,748
Carry forward general activity (UDA)	371
16/17 Contracted orthodontic activity (UOA)	0
Carry forward orthodontic activity (UOA)	0
Baseline contract value	£207,023.94

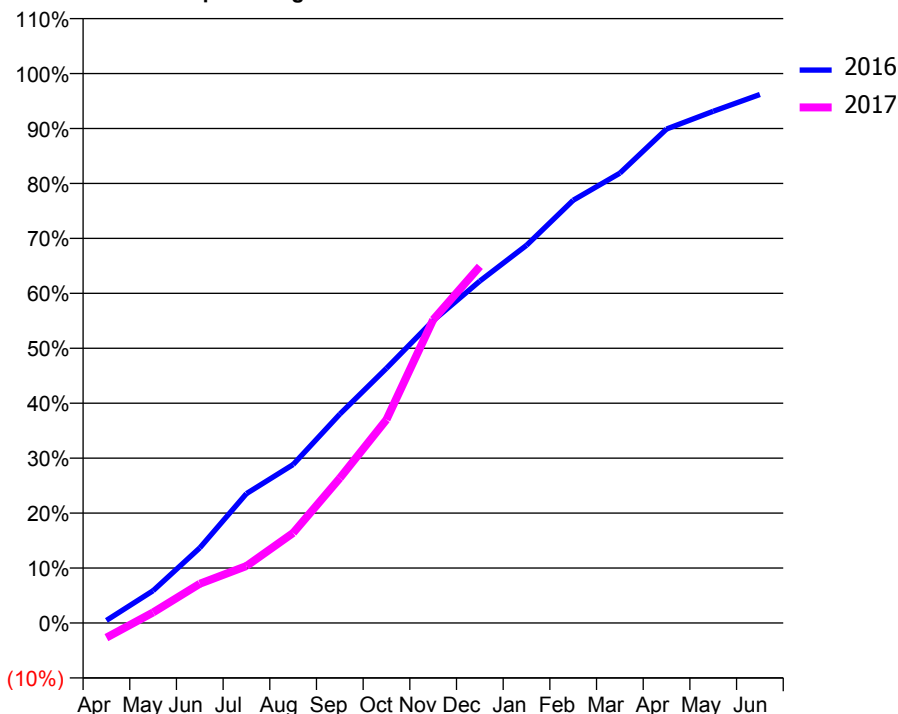
ACCESS*

Patients seen in 24 months	Total	Change since previous quarter
Quarter ending December 2015	4,393	
Quarter ending March 2016	4,354	→
Quarter ending June 2016	4,344	→
Quarter ending September 2016	4,306	→
Quarter ending December 2016	4,462	↑
Variance since December 2015	1.6%	→



ACTIVITY

Cumulative percentage of contracted UDA delivered 2016 & 2017



Month	Adjusted Scheduled Activity (UDA)	
	2016	2017
April	46	-262
May	573	189
June	1,332	697
July	2,295	1,012
August	2,810	1,598
September	3,706	2,570
October	4,520	3,609
November	5,365	5,380
December	6,067	6,326
January	6,701	
February	7,499	
March	7,981	
April	8,762	
May	9,079	
June	9,377	

QUALITY

	Quantity	Base Number	Contract	AT	Region	England
% of FP17s for the same patient ID Re-attending within 3 months - Children	29	1,003	2.9%	11.4%	12.1%	12.4%
% of FP17s for the same patient ID Re-attending within 3 months - Adults	198	2,679	7.4%	14.8%	15.9%	16.6%
% of FP17s for the same patient ID Re-attending between 3 & 9 months - Children	328	1,003	32.7%	55.6%	58.6%	57.5%
% of FP17s for the same patient ID Re-attending between 3 & 9 months - Adults	696	2,679	26.0%	48.1%	51.5%	50.4%
% of FP17s for Band 1 Urgent Courses	192	3,057	6.3%	8.4%	8.0%	9.1%
% of FP17s Relating to Free Repair or Replacements	15	3,057	0.5%	0.7%	0.8%	0.8%
% of FP17s Relating to Continuations	17	3,057	0.6%	1.0%	1.2%	1.3%
% of Patients satisfied with the dentistry they have received	2	3	N/A	93.2%	92.8%	92.7%
% of Patients satisfied with the time they had to wait for an appointment	3	3	N/A	87.4%	89.2%	88.8%

* This is based on patients treated on this contract for their most recent course of treatment. Figures in italics indicate the base number of FP17s or Patient Questionnaire responses are less than 100. N/A is shown where the base number of responses is less than 10 during the period. % is calculated as Quantity/Base number*100

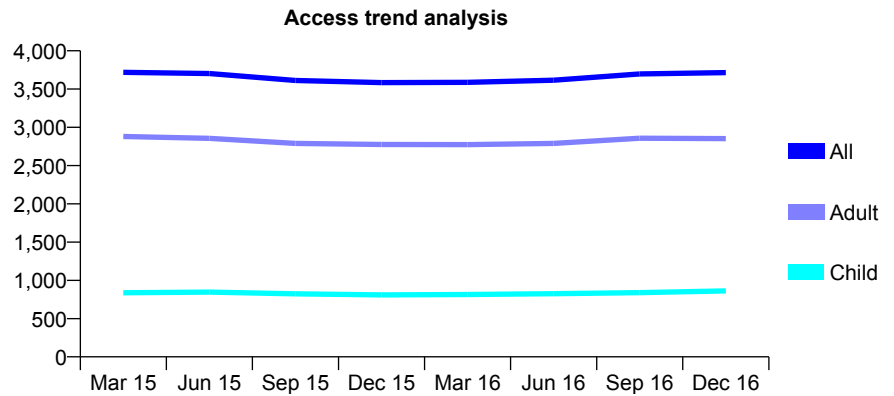
Q58 - Vital Signs At a Glance Contract Report for 342432/0001 - December 2016

Name or company name	MS RK GILL
Contract type name	GDS Contract
Purpose of contract	General
Contract start date	01/04/2006
Contract end date	

16/17 Contracted general activity (UDA)	9,141
Carry forward general activity (UDA)	-18
16/17 Contracted orthodontic activity (UOA)	0
Carry forward orthodontic activity (UOA)	0
Baseline contract value	£179,239.97

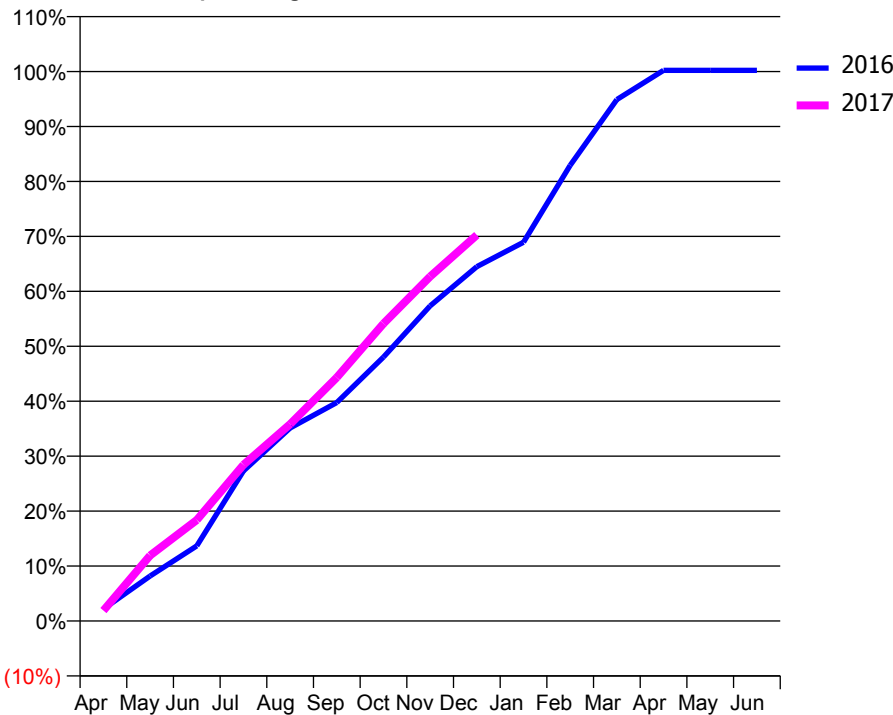
ACCESS*

Patients seen in 24 months	Total	Change since previous quarter
Quarter ending December 2015	3,585	
Quarter ending March 2016	3,588	→
Quarter ending June 2016	3,615	→
Quarter ending September 2016	3,697	↑
Quarter ending December 2016	3,715	→
Variance since December 2015	3.6%	↑



ACTIVITY

Cumulative percentage of contracted UDA delivered 2016 & 2017



Month	Adjusted Scheduled Activity (UDA)	
	2016	2017
April	185	174
May	688	1,091
June	1,147	1,680
July	2,291	2,598
August	2,948	3,274
September	3,337	4,051
October	4,030	4,947
November	4,812	5,732
December	5,412	6,421
January	5,783	
February	6,960	
March	7,962	
April	8,410	
May	8,410	
June	8,410	

QUALITY

	Quantity	Base Number	Contract	AT	Region	England
% of FP17s for the same patient ID Re-attending within 3 months - Children	21	863	2.4%	11.4%	12.1%	12.4%
% of FP17s for the same patient ID Re-attending within 3 months - Adults	201	2,571	7.8%	14.8%	15.9%	16.6%
% of FP17s for the same patient ID Re-attending between 3 & 9 months - Children	383	863	44.4%	55.6%	58.6%	57.5%
% of FP17s for the same patient ID Re-attending between 3 & 9 months - Adults	1,060	2,571	41.2%	48.1%	51.5%	50.4%
% of FP17s for Band 1 Urgent Courses	155	3,240	4.8%	8.4%	8.0%	9.1%
% of FP17s Relating to Free Repair or Replacements	24	3,240	0.7%	0.7%	0.8%	0.8%
% of FP17s Relating to Continuations	21	3,240	0.6%	1.0%	1.2%	1.3%
% of Patients satisfied with the dentistry they have received	5	5	N/A	93.2%	92.8%	92.7%
% of Patients satisfied with the time they had to wait for an appointment	5	5	N/A	87.4%	89.2%	88.8%

* This is based on patients treated on this contract for their most recent course of treatment. Figures in italics indicate the base number of FP17s or Patient Questionnaire responses are less than 100. N/A is shown where the base number of responses is less than 10 during the period. % is calculated as Quantity/Base number*100

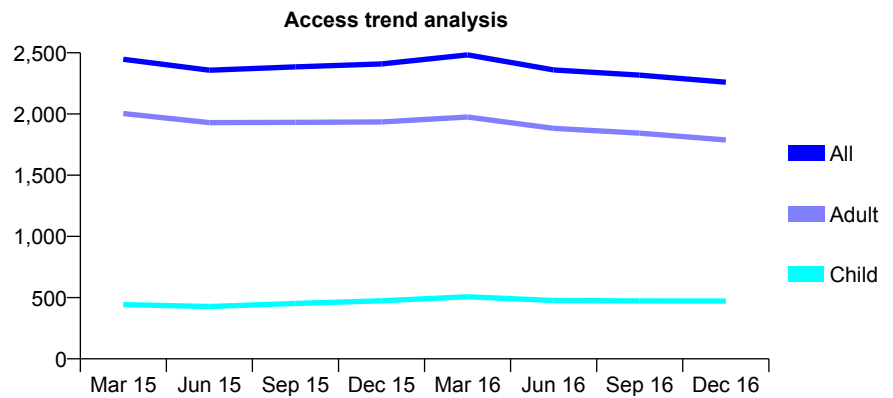
Q58 - Vital Signs At a Glance Contract Report for 343633/0001 - December 2016

Name or company name	MISS S AMPAH
Contract type name	GDS Contract
Purpose of contract	General
Contract start date	01/04/2006
Contract end date	

16/17 Contracted general activity (UDA)	6,500
Carry forward general activity (UDA)	192
16/17 Contracted orthodontic activity (UOA)	0
Carry forward orthodontic activity (UOA)	0
Baseline contract value	£179,748.52

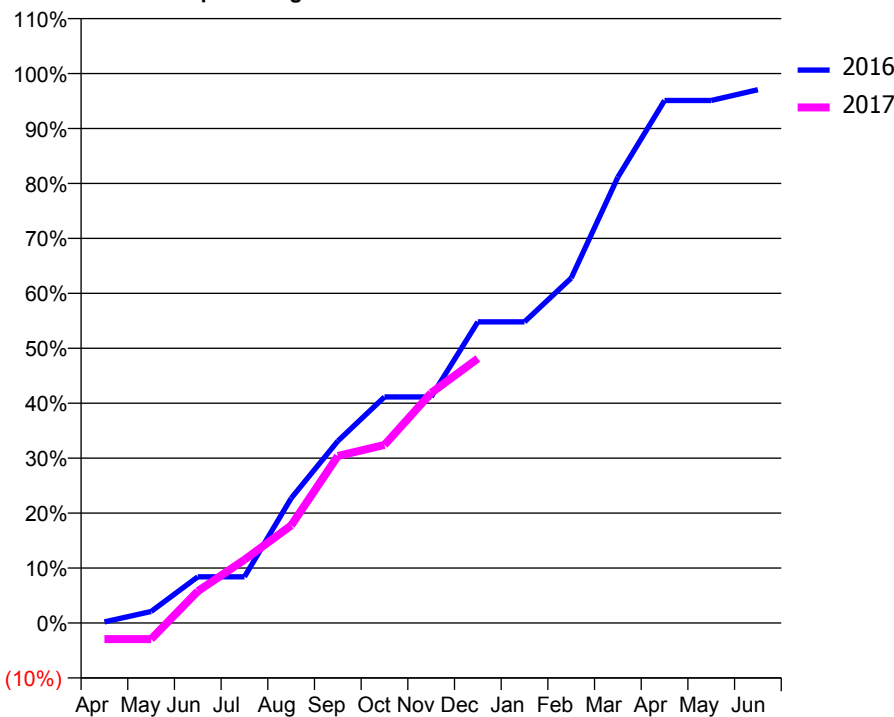
ACCESS*

Patients seen in 24 months	Total	Change since previous quarter
Quarter ending December 2015	2,409	
Quarter ending March 2016	2,483	↑
Quarter ending June 2016	2,360	↓
Quarter ending September 2016	2,317	↓
Quarter ending December 2016	2,260	↓
Variance since December 2015	(6.2%)	↓



ACTIVITY

Cumulative percentage of contracted UDA delivered 2016 & 2017



Month	Adjusted Scheduled Activity (UDA)	
	2016	2017
April	13	-192
May	136	-192
June	547	376
July	547	748
August	1,476	1,155
September	2,153	1,976
October	2,675	2,107
November	2,675	2,721
December	3,563	3,129
January	3,563	
February	4,080	
March	5,275	
April	6,181	
May	6,181	
June	6,308	

QUALITY

	Quantity	Base Number	Contract	AT	Region	England
% of FP17s for the same patient ID Re-attending within 3 months - Children	21	337	6.2%	11.4%	12.1%	12.4%
% of FP17s for the same patient ID Re-attending within 3 months - Adults	126	1,489	8.5%	14.8%	15.9%	16.6%
% of FP17s for the same patient ID Re-attending between 3 & 9 months - Children	94	337	27.9%	55.6%	58.6%	57.5%
% of FP17s for the same patient ID Re-attending between 3 & 9 months - Adults	713	1,489	47.9%	48.1%	51.5%	50.4%
% of FP17s for Band 1 Urgent Courses	35	1,516	2.3%	8.4%	8.0%	9.1%
% of FP17s Relating to Free Repair or Replacements	0	1,516	0.0%	0.7%	0.8%	0.8%
% of FP17s Relating to Continuations	20	1,516	1.3%	1.0%	1.2%	1.3%
% of Patients satisfied with the dentistry they have received	4	5	N/A	93.2%	92.8%	92.7%
% of Patients satisfied with the time they had to wait for an appointment	3	5	N/A	87.4%	89.2%	88.8%

* This is based on patients treated on this contract for their most recent course of treatment. Figures in italics indicate the base number of FP17s or Patient Questionnaire responses are less than 100. N/A is shown where the base number of responses is less than 10 during the period. % is calculated as Quantity/Base number*100

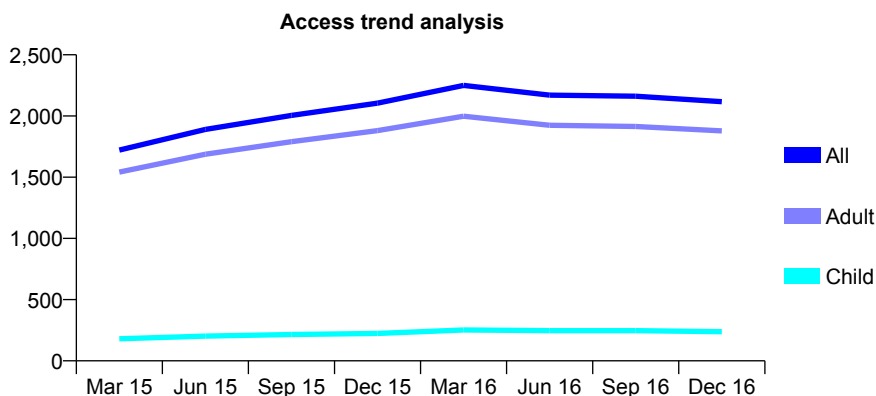
Q58 - Vital Signs At a Glance Contract Report for 343633/0003 - December 2016

Name or company name	MISS S AMPAH
Contract type name	GDS Contract
Purpose of contract	General
Contract start date	21/02/2014
Contract end date	

16/17 Contracted general activity (UDA)	6,505
Carry forward general activity (UDA)	131
16/17 Contracted orthodontic activity (UOA)	0
Carry forward orthodontic activity (UOA)	0
Baseline contract value	£156,841.88

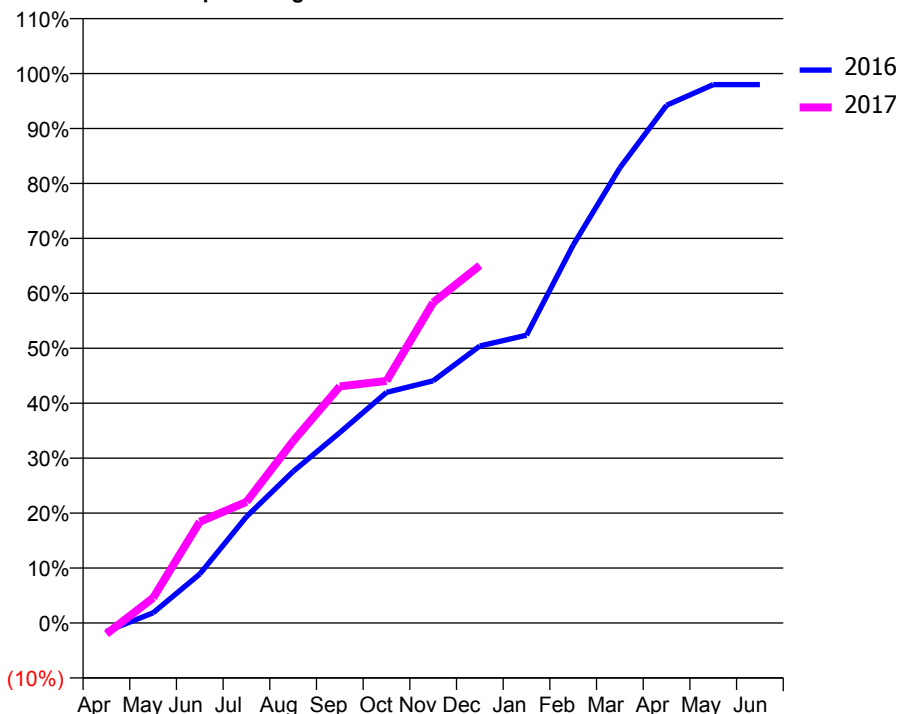
ACCESS*

Patients seen in 24 months	Total	Change since previous quarter
Quarter ending December 2015	2,105	
Quarter ending March 2016	2,250	↑
Quarter ending June 2016	2,171	↓
Quarter ending September 2016	2,162	→
Quarter ending December 2016	2,117	↓
Variance since December 2015	0.6%	→



ACTIVITY

Cumulative percentage of contracted UDA delivered 2016 & 2017



Adjusted Scheduled Activity (UDA)

Month	2016	2017
April	-100	-131
May	120	298
June	580	1,198
July	1,260	1,433
August	1,794	2,155
September	2,254	2,802
October	2,730	2,866
November	2,868	3,794
December	3,279	4,232
January	3,407	
February	4,474	
March	5,388	
April	6,128	
May	6,374	
June	6,374	

QUALITY

	Quantity	Base Number	Contract	AT	Region	England
% of FP17s for the same patient ID Re-attending within 3 months - Children	10	183	5.5%	11.4%	12.1%	12.4%
% of FP17s for the same patient ID Re-attending within 3 months - Adults	340	1,864	18.2%	14.8%	15.9%	16.6%
% of FP17s for the same patient ID Re-attending between 3 & 9 months - Children	34	183	18.6%	55.6%	58.6%	57.5%
% of FP17s for the same patient ID Re-attending between 3 & 9 months - Adults	808	1,864	43.3%	48.1%	51.5%	50.4%
% of FP17s for Band 1 Urgent Courses	117	1,737	6.7%	8.4%	8.0%	9.1%
% of FP17s Relating to Free Repair or Replacements	2	1,737	0.1%	0.7%	0.8%	0.8%
% of FP17s Relating to Continuations	59	1,737	3.4%	1.0%	1.2%	1.3%
% of Patients satisfied with the dentistry they have received	4	4	N/A	93.2%	92.8%	92.7%
% of Patients satisfied with the time they had to wait for an appointment	4	4	N/A	87.4%	89.2%	88.8%

* This is based on patients treated on this contract for their most recent course of treatment. Figures in italics indicate the base number of FP17s or Patient Questionnaire responses are less than 100. N/A is shown where the base number of responses is less than 10 during the period. % is calculated as Quantity/Base number*100

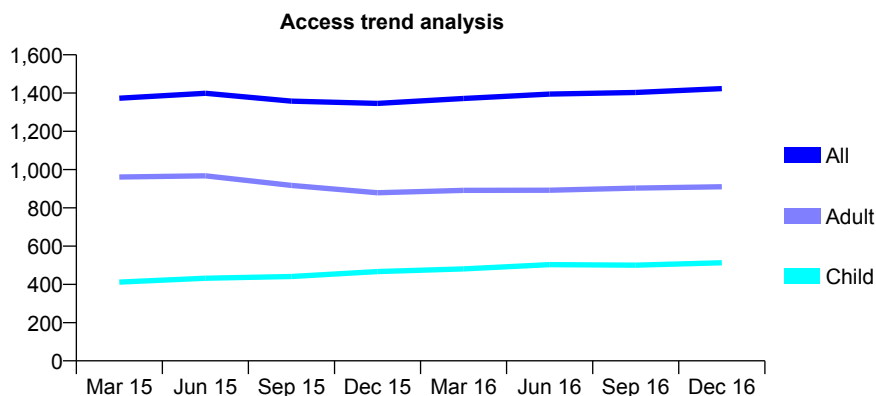
Q58 - Vital Signs At a Glance Contract Report for 344508/0001 - December 2016

Name or company name	MR SM AARON
Contract type name	GDS Contract
Purpose of contract	General
Contract start date	31/07/2006
Contract end date	

16/17 Contracted general activity (UDA)	3,901
Carry forward general activity (UDA)	-52
16/17 Contracted orthodontic activity (UOA)	0
Carry forward orthodontic activity (UOA)	0
Baseline contract value	£101,819.36

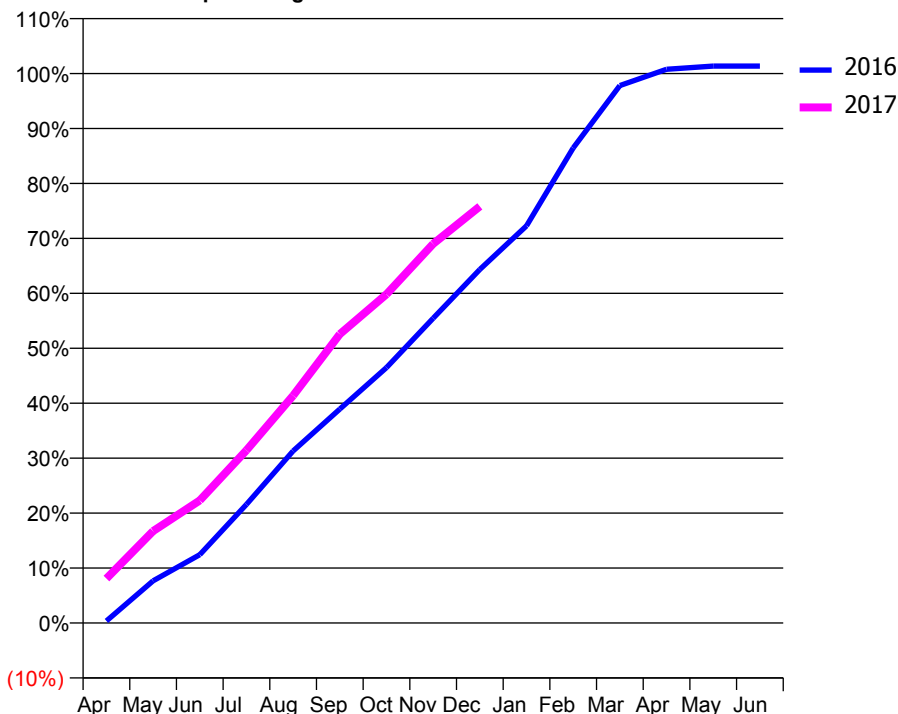
ACCESS*

Patients seen in 24 months	Total	Change since previous quarter
Quarter ending December 2015	1,346	
Quarter ending March 2016	1,372	→
Quarter ending June 2016	1,395	→
Quarter ending September 2016	1,403	→
Quarter ending December 2016	1,423	→
Variance since December 2015	5.7%	↑



ACTIVITY

Cumulative percentage of contracted UDA delivered 2016 & 2017



Month	Adjusted Scheduled Activity (UDA)	
	2016	2017
April	15	315
May	300	653
June	485	870
July	842	1,226
August	1,222	1,614
September	1,519	2,051
October	1,813	2,334
November	2,163	2,692
December	2,510	2,957
January	2,819	
February	3,373	
March	3,815	
April	3,931	
May	3,953	
June	3,953	

QUALITY

	Quantity	Base Number	Contract	AT	Region	England
% of FP17s for the same patient ID Re-attending within 3 months - Children	40	618	6.5%	11.4%	12.1%	12.4%
% of FP17s for the same patient ID Re-attending within 3 months - Adults	110	858	12.8%	14.8%	15.9%	16.6%
% of FP17s for the same patient ID Re-attending between 3 & 9 months - Children	417	618	67.5%	55.6%	58.6%	57.5%
% of FP17s for the same patient ID Re-attending between 3 & 9 months - Adults	476	858	55.5%	48.1%	51.5%	50.4%
% of FP17s for Band 1 Urgent Courses	107	1,404	7.6%	8.4%	8.0%	9.1%
% of FP17s Relating to Free Repair or Replacements	4	1,404	0.3%	0.7%	0.8%	0.8%
% of FP17s Relating to Continuations	3	1,404	0.2%	1.0%	1.2%	1.3%
% of Patients satisfied with the dentistry they have received	3	3	N/A	93.2%	92.8%	92.7%
% of Patients satisfied with the time they had to wait for an appointment	3	3	N/A	87.4%	89.2%	88.8%

* This is based on patients treated on this contract for their most recent course of treatment. Figures in italics indicate the base number of FP17s or Patient Questionnaire responses are less than 100. N/A is shown where the base number of responses is less than 10 during the period. % is calculated as Quantity/Base number*100

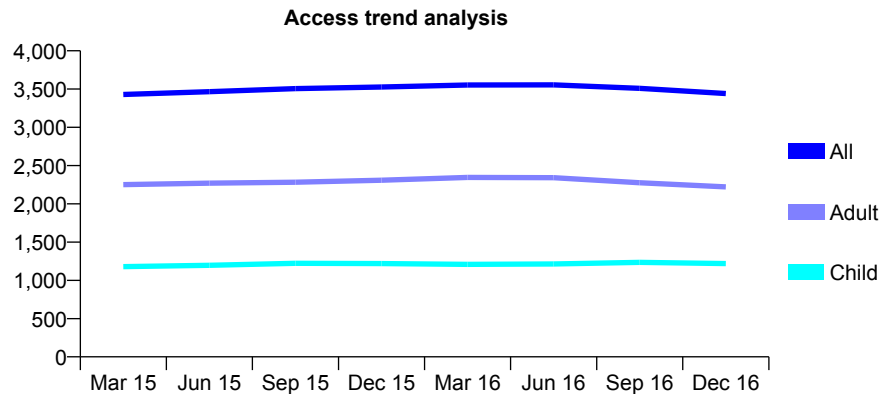
Q58 - Vital Signs At a Glance Contract Report for 345253/0001 - December 2016

Name or company name	MR O OLUSANYA
Contract type name	GDS Contract
Purpose of contract	General
Contract start date	01/04/2006
Contract end date	

16/17 Contracted general activity (UDA)	9,083
Carry forward general activity (UDA)	276
16/17 Contracted orthodontic activity (UOA)	0
Carry forward orthodontic activity (UOA)	0
Baseline contract value	£266,668.70

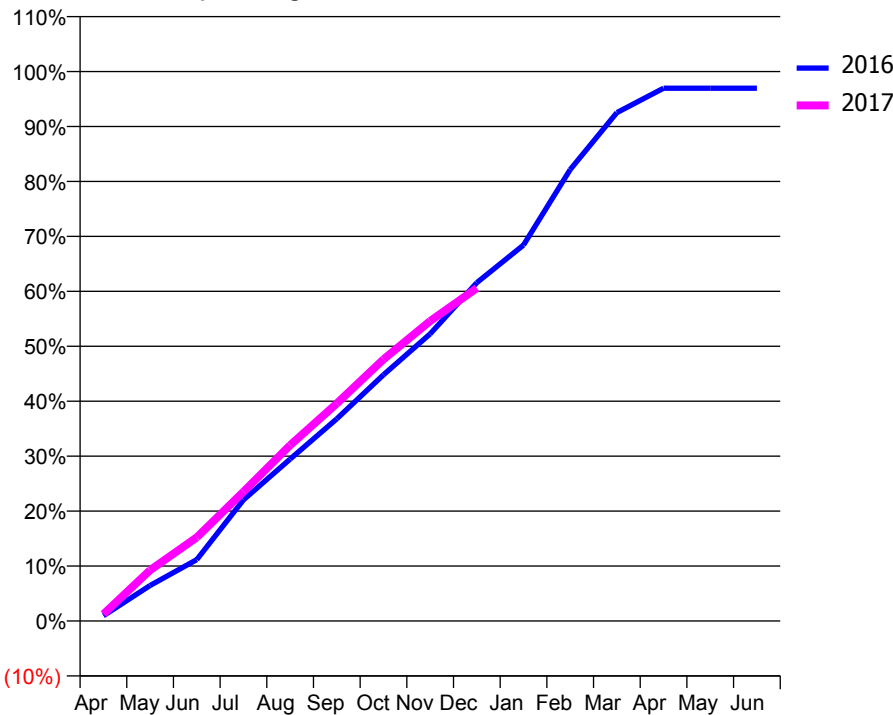
ACCESS*

Patients seen in 24 months	Total	Change since previous quarter
Quarter ending December 2015	3,527	
Quarter ending March 2016	3,553	→
Quarter ending June 2016	3,555	→
Quarter ending September 2016	3,509	↓
Quarter ending December 2016	3,441	↓
Variance since December 2015	(2.4%)	↓



ACTIVITY

Cumulative percentage of contracted UDA delivered 2016 & 2017



Month	Adjusted Scheduled Activity (UDA)	
	2016	2017
April	87	114
May	587	842
June	1,015	1,383
July	2,003	2,137
August	2,677	2,906
September	3,344	3,596
October	4,070	4,325
November	4,747	4,959
December	5,594	5,502
January	6,214	
February	7,462	
March	8,404	
April	8,806	
May	8,806	
June	8,806	

QUALITY

	Quantity	Base Number	Contract	AT	Region	England
% of FP17s for the same patient ID Re-attending within 3 months - Children	75	1,101	6.8%	11.4%	12.1%	12.4%
% of FP17s for the same patient ID Re-attending within 3 months - Adults	262	1,664	15.7%	14.8%	15.9%	16.6%
% of FP17s for the same patient ID Re-attending between 3 & 9 months - Children	532	1,101	48.3%	55.6%	58.6%	57.5%
% of FP17s for the same patient ID Re-attending between 3 & 9 months - Adults	522	1,664	31.4%	48.1%	51.5%	50.4%
% of FP17s for Band 1 Urgent Courses	284	2,597	10.9%	8.4%	8.0%	9.1%
% of FP17s Relating to Free Repair or Replacements	35	2,597	1.3%	0.7%	0.8%	0.8%
% of FP17s Relating to Continuations	46	2,597	1.8%	1.0%	1.2%	1.3%
% of Patients satisfied with the dentistry they have received	1	1	N/A	93.2%	92.8%	92.7%
% of Patients satisfied with the time they had to wait for an appointment	1	1	N/A	87.4%	89.2%	88.8%

* This is based on patients treated on this contract for their most recent course of treatment. Figures in italics indicate the base number of FP17s or Patient Questionnaire responses are less than 100. N/A is shown where the base number of responses is less than 10 during the period. % is calculated as Quantity/Base number*100

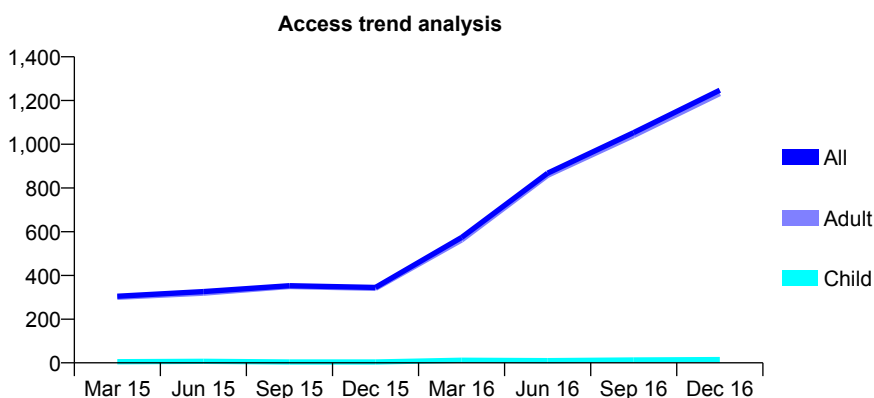
Q58 - Vital Signs At a Glance Contract Report for 345253/0002 - December 2016

Name or company name	MR O OLUSANYA
Contract type name	PDS Contract
Purpose of contract	General
Contract start date	01/04/2010
Contract end date	31/03/2020

16/17 Contracted general activity (UDA)	2,608
Carry forward general activity (UDA)	0
16/17 Contracted orthodontic activity (UOA)	0
Carry forward orthodontic activity (UOA)	0
Baseline contract value	£230,934.10

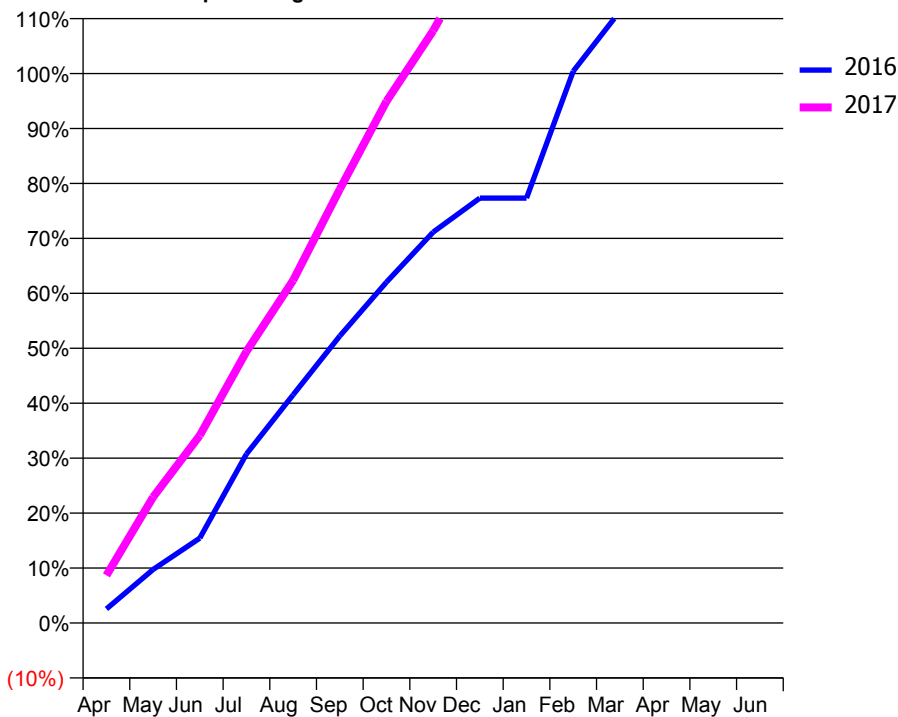
ACCESS*

Patients seen in 24 months	Total	Change since previous quarter
Quarter ending December 2015	345	
Quarter ending March 2016	574	↑
Quarter ending June 2016	868	↑
Quarter ending September 2016	1,053	↑
Quarter ending December 2016	1,247	↑
Variance since December 2015	261.4%	↑



ACTIVITY

Cumulative percentage of contracted UDA delivered 2016 & 2017



Month	Adjusted Scheduled Activity (UDA)	
	2016	2017
April	94	226
May	359	598
June	569	890
July	1,133	1,289
August	1,530	1,626
September	1,924	2,059
October	2,285	2,476
November	2,620	2,811
December	2,848	3,204
January	2,848	
February	3,698	
March	4,100	
April	4,265	
May	4,265	
June	4,265	

QUALITY

	Quantity	Base Number	Contract	AT	Region	England
% of FP17s for the same patient ID Re-attending within 3 months - Children	0	12	0.0%	11.4%	12.1%	12.4%
% of FP17s for the same patient ID Re-attending within 3 months - Adults	2	1,155	0.2%	14.8%	15.9%	16.6%
% of FP17s for the same patient ID Re-attending between 3 & 9 months - Children	0	12	0.0%	55.6%	58.6%	57.5%
% of FP17s for the same patient ID Re-attending between 3 & 9 months - Adults	5	1,155	0.4%	48.1%	51.5%	50.4%
% of FP17s for Band 1 Urgent Courses	0	1,110	0.0%	8.4%	8.0%	9.1%
% of FP17s Relating to Free Repair or Replacements	0	1,110	0.0%	0.7%	0.8%	0.8%
% of FP17s Relating to Continuations	0	1,110	0.0%	1.0%	1.2%	1.3%
% of Patients satisfied with the dentistry they have received	0	0	N/A	93.2%	92.8%	92.7%
% of Patients satisfied with the time they had to wait for an appointment	0	0	N/A	87.4%	89.2%	88.8%

* This is based on patients treated on this contract for their most recent course of treatment. Figures in italics indicate the base number of FP17s or Patient Questionnaire responses are less than 100. N/A is shown where the base number of responses is less than 10 during the period. % is calculated as Quantity/Base number*100

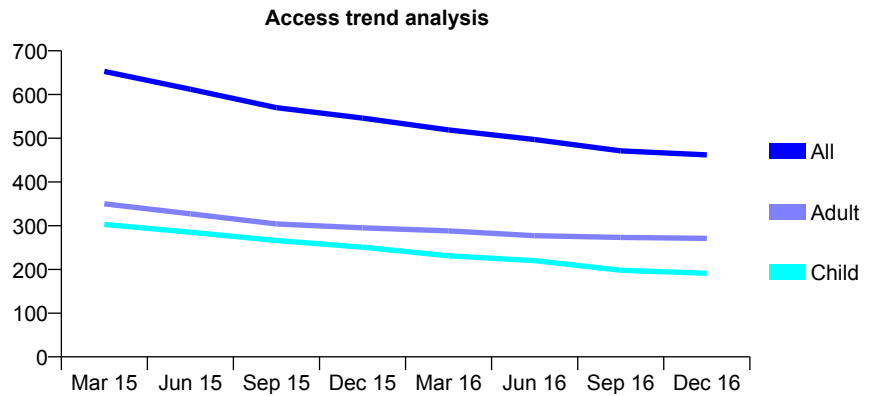
Q58 - Vital Signs At a Glance Contract Report for 352675/0001 - December 2016

Name or company name	MR AJ AMERY
Contract type name	GDS Contract
Purpose of contract	General
Contract start date	01/04/2006
Contract end date	

16/17 Contracted general activity (UDA)	1,400
Carry forward general activity (UDA)	52
16/17 Contracted orthodontic activity (UOA)	0
Carry forward orthodontic activity (UOA)	0
Baseline contract value	£33,952.22

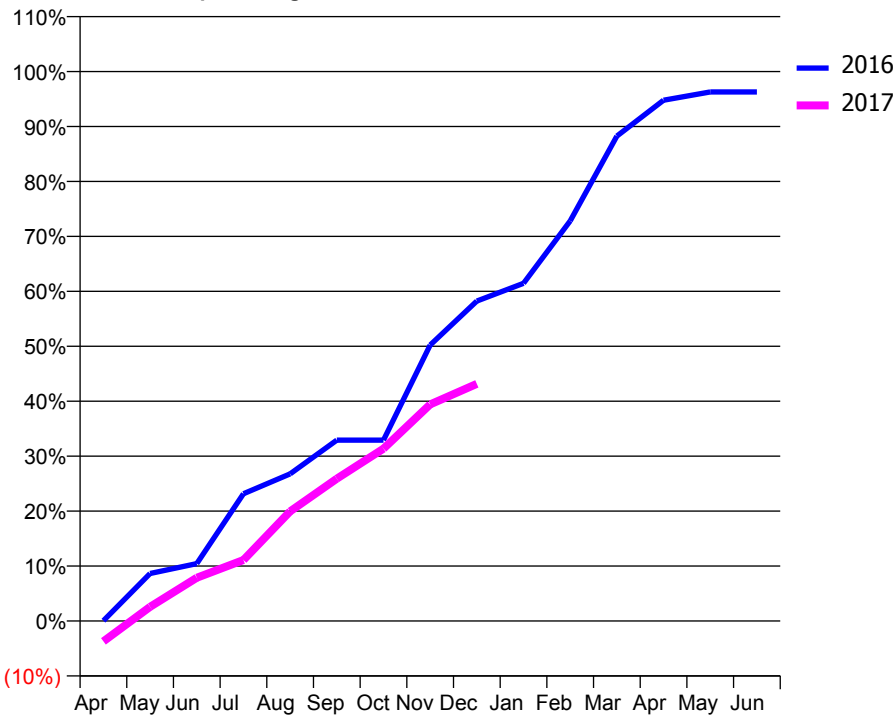
ACCESS*

Patients seen in 24 months	Total	Change since previous quarter
Quarter ending December 2015	546	
Quarter ending March 2016	519	↓
Quarter ending June 2016	497	↓
Quarter ending September 2016	471	↓
Quarter ending December 2016	462	↓
Variance since December 2015	(15.4%)	↓



ACTIVITY

Cumulative percentage of contracted UDA delivered 2016 & 2017



Month	Adjusted Scheduled Activity (UDA)	
	2016	2017
April	1	-52
May	121	36
June	146	110
July	324	155
August	375	280
September	461	363
October	461	439
November	703	552
December	815	604
January	860	
February	1,019	
March	1,236	
April	1,327	
May	1,348	
June	1,348	

QUALITY

	Quantity	Base Number	Contract	AT	Region	England
% of FP17s for the same patient ID Re-attending within 3 months - Children	5	143	3.5%	11.4%	12.1%	12.4%
% of FP17s for the same patient ID Re-attending within 3 months - Adults	33	189	17.5%	14.8%	15.9%	16.6%
% of FP17s for the same patient ID Re-attending between 3 & 9 months - Children	38	143	26.6%	55.6%	58.6%	57.5%
% of FP17s for the same patient ID Re-attending between 3 & 9 months - Adults	32	189	16.9%	48.1%	51.5%	50.4%
% of FP17s for Band 1 Urgent Courses	21	306	6.9%	8.4%	8.0%	9.1%
% of FP17s Relating to Free Repair or Replacements	0	306	0.0%	0.7%	0.8%	0.8%
% of FP17s Relating to Continuations	0	306	0.0%	1.0%	1.2%	1.3%
% of Patients satisfied with the dentistry they have received	0	0	N/A	93.2%	92.8%	92.7%
% of Patients satisfied with the time they had to wait for an appointment	0	0	N/A	87.4%	89.2%	88.8%

* This is based on patients treated on this contract for their most recent course of treatment. Figures in italics indicate the base number of FP17s or Patient Questionnaire responses are less than 100. N/A is shown where the base number of responses is less than 10 during the period. % is calculated as Quantity/Base number*100

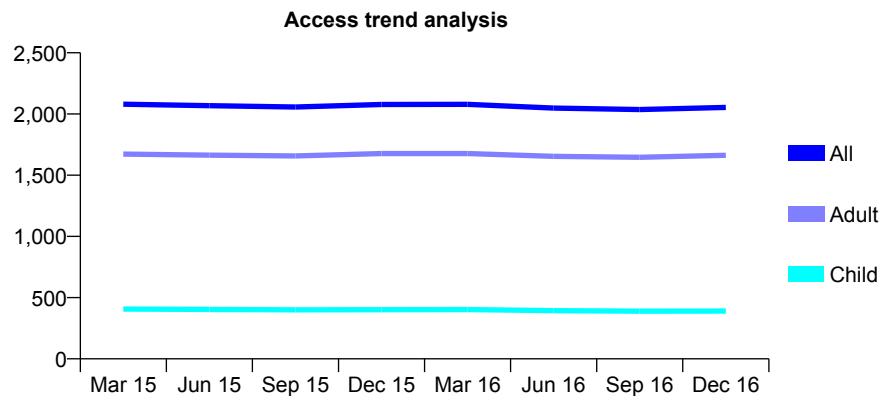
Q58 - Vital Signs At a Glance Contract Report for 357758/0001 - December 2016

Name or company name	MR OO OSISANYA
Contract type name	GDS Contract
Purpose of contract	General
Contract start date	08/01/2012
Contract end date	

16/17 Contracted general activity (UDA)	5,317
Carry forward general activity (UDA)	95
16/17 Contracted orthodontic activity (UOA)	0
Carry forward orthodontic activity (UOA)	0
Baseline contract value	£164,023.49

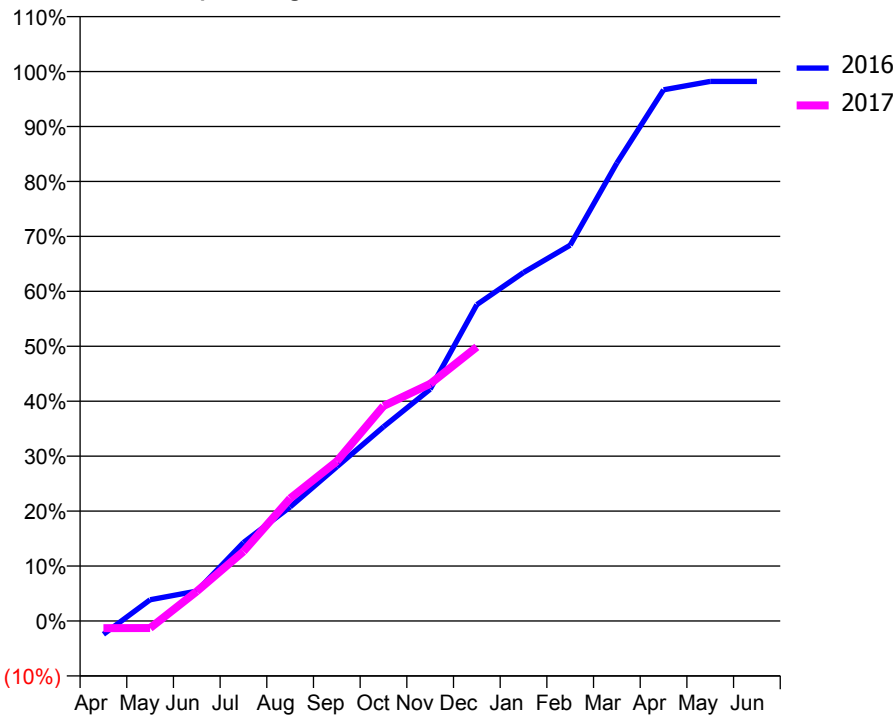
ACCESS*

Patients seen in 24 months	Total	Change since previous quarter
Quarter ending December 2015	2,078	
Quarter ending March 2016	2,079	→
Quarter ending June 2016	2,048	↓
Quarter ending September 2016	2,036	→
Quarter ending December 2016	2,054	→
Variance since December 2015	(1.2%)	↓



ACTIVITY

Cumulative percentage of contracted UDA delivered 2016 & 2017



Month	Adjusted Scheduled Activity (UDA)	
	2016	2017
April	-129	-70
May	205	-69
June	290	288
July	759	673
August	1,104	1,187
September	1,493	1,546
October	1,880	2,081
November	2,243	2,295
December	3,061	2,652
January	3,373	
February	3,636	
March	4,431	
April	5,140	
May	5,221	
June	5,221	

QUALITY

	Quantity	Base Number	Contract	AT	Region	England
% of FP17s for the same patient ID Re-attending within 3 months - Children	36	333	10.8%	11.4%	12.1%	12.4%
% of FP17s for the same patient ID Re-attending within 3 months - Adults	189	1,382	13.7%	14.8%	15.9%	16.6%
% of FP17s for the same patient ID Re-attending between 3 & 9 months - Children	91	333	27.3%	55.6%	58.6%	57.5%
% of FP17s for the same patient ID Re-attending between 3 & 9 months - Adults	511	1,382	37.0%	48.1%	51.5%	50.4%
% of FP17s for Band 1 Urgent Courses	139	1,432	9.7%	8.4%	8.0%	9.1%
% of FP17s Relating to Free Repair or Replacements	10	1,432	0.7%	0.7%	0.8%	0.8%
% of FP17s Relating to Continuations	16	1,432	1.1%	1.0%	1.2%	1.3%
% of Patients satisfied with the dentistry they have received	3	3	N/A	93.2%	92.8%	92.7%
% of Patients satisfied with the time they had to wait for an appointment	1	3	N/A	87.4%	89.2%	88.8%

* This is based on patients treated on this contract for their most recent course of treatment. Figures in italics indicate the base number of FP17s or Patient Questionnaire responses are less than 100. N/A is shown where the base number of responses is less than 10 during the period. % is calculated as Quantity/Base number*100

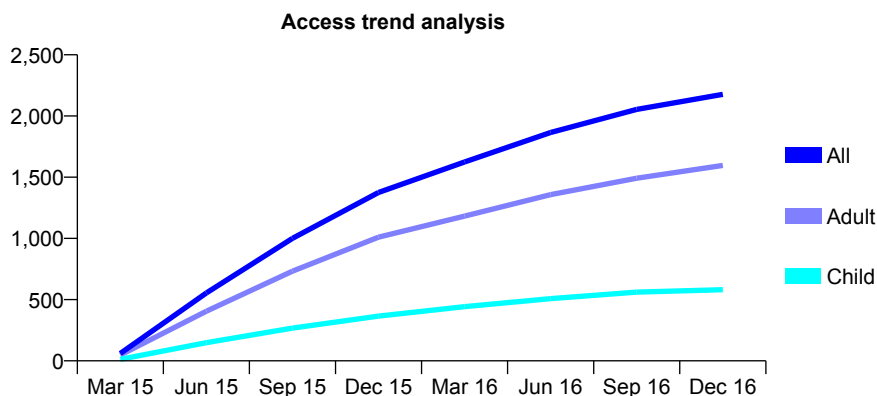
Q58 - Vital Signs At a Glance Contract Report for 357820/0001 - December 2016

Name or company name	Mr Sapneel Patel & Miss Shreenal Jagsi
Contract type name	GDS Contract
Purpose of contract	General
Contract start date	01/03/2015
Contract end date	

16/17 Contracted general activity (UDA)	7,000
Carry forward general activity (UDA)	0
16/17 Contracted orthodontic activity (UOA)	0
Carry forward orthodontic activity (UOA)	0
Baseline contract value	£195,048.77

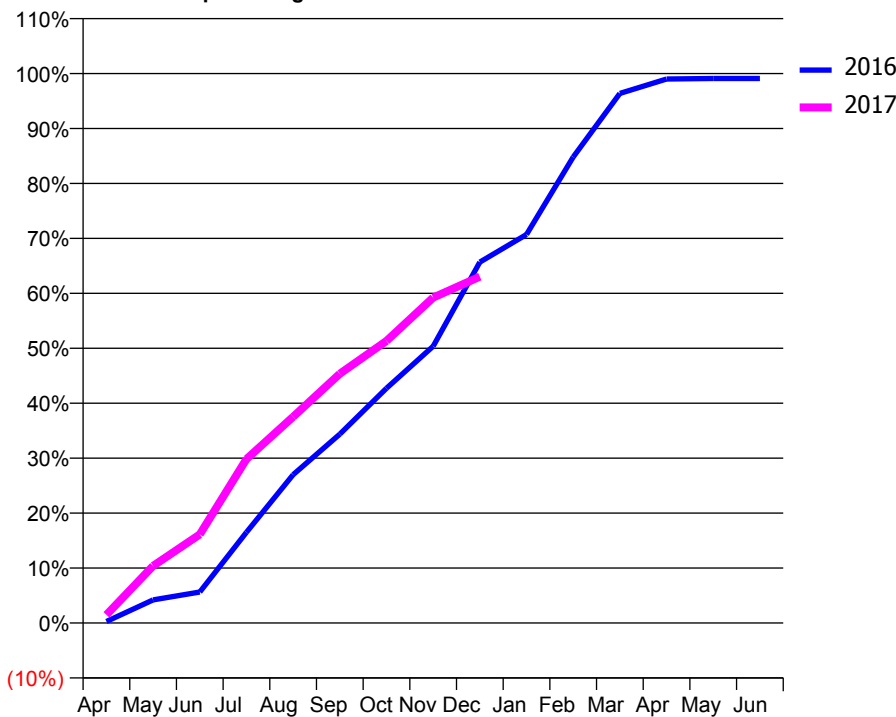
ACCESS*

Patients seen in 24 months	Total	Change since previous quarter
Quarter ending December 2015	1,375	
Quarter ending March 2016	1,625	↑
Quarter ending June 2016	1,866	↑
Quarter ending September 2016	2,054	↑
Quarter ending December 2016	2,177	↑
Variance since December 2015	58.3%	↑



ACTIVITY

Cumulative percentage of contracted UDA delivered 2016 & 2017



Adjusted Scheduled Activity (UDA)

Month	2016	2017
April	18	105
May	280	727
June	376	1,130
July	1,098	2,088
August	1,795	2,627
September	2,286	3,176
October	2,841	3,593
November	3,350	4,146
December	4,368	4,412
January	4,702	
February	5,639	
March	6,409	
April	6,583	
May	6,589	
June	6,589	

QUALITY

	Quantity	Base Number	Contract	AT	Region	England
% of FP17s for the same patient ID Re-attending within 3 months - Children	64	509	12.6%	11.4%	12.1%	12.4%
% of FP17s for the same patient ID Re-attending within 3 months - Adults	264	1,365	19.3%	14.8%	15.9%	16.6%
% of FP17s for the same patient ID Re-attending between 3 & 9 months - Children	158	509	31.0%	55.6%	58.6%	57.5%
% of FP17s for the same patient ID Re-attending between 3 & 9 months - Adults	499	1,365	36.6%	48.1%	51.5%	50.4%
% of FP17s for Band 1 Urgent Courses	233	1,780	13.1%	8.4%	8.0%	9.1%
% of FP17s Relating to Free Repair or Replacements	4	1,780	0.2%	0.7%	0.8%	0.8%
% of FP17s Relating to Continuations	49	1,780	2.8%	1.0%	1.2%	1.3%
% of Patients satisfied with the dentistry they have received	2	4	N/A	93.2%	92.8%	92.7%
% of Patients satisfied with the time they had to wait for an appointment	2	4	N/A	87.4%	89.2%	88.8%

* This is based on patients treated on this contract for their most recent course of treatment. Figures in italics indicate the base number of FP17s or Patient Questionnaire responses are less than 100. N/A is shown where the base number of responses is less than 10 during the period. % is calculated as Quantity/Base number*100

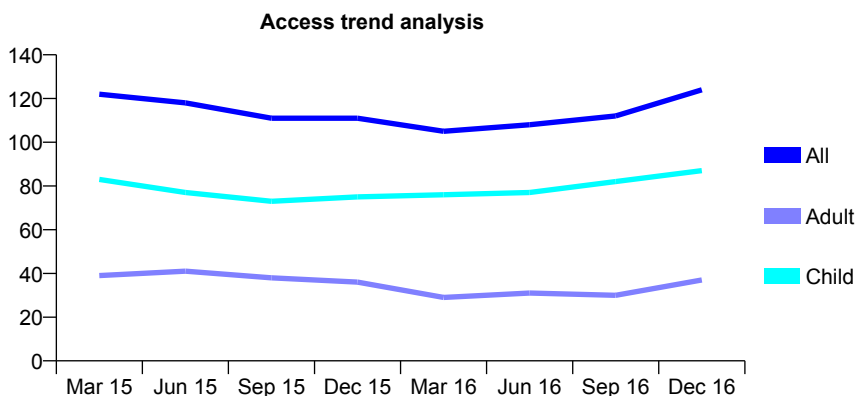
Q58 - Vital Signs At a Glance Contract Report for 360597/0001 - December 2016

Name or company name	MRS N VASFI
Contract type name	GDS Contract
Purpose of contract	General
Contract start date	01/03/2009
Contract end date	

16/17 Contracted general activity (UDA)	500
Carry forward general activity (UDA)	0
16/17 Contracted orthodontic activity (UOA)	0
Carry forward orthodontic activity (UOA)	0
Baseline contract value	£11,598.99

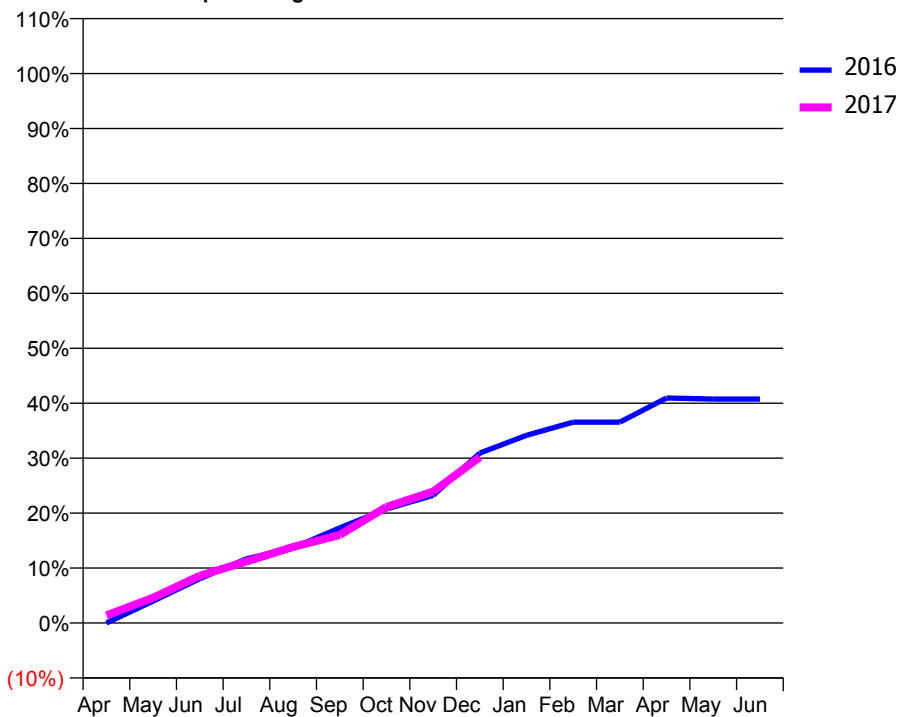
ACCESS*

Patients seen in 24 months	Total	Change since previous quarter
Quarter ending December 2015	111	
Quarter ending March 2016	105	↓
Quarter ending June 2016	108	↑
Quarter ending September 2016	112	↑
Quarter ending December 2016	124	↑
Variance since December 2015	11.7%	↑



ACTIVITY

Cumulative percentage of contracted UDA delivered 2016 & 2017



Month	Adjusted Scheduled Activity (UDA)	
	2016	2017
April	0	7
May	20	23
June	40	43
July	58	56
August	68	69
September	87	80
October	104	106
November	116	120
December	155	151
January	171	
February	183	
March	183	
April	205	
May	204	
June	204	

QUALITY

	Quantity	Base Number	Contract	AT	Region	England
% of FP17s for the same patient ID Re-attending within 3 months - Children	3	90	3.3%	11.4%	12.1%	12.4%
% of FP17s for the same patient ID Re-attending within 3 months - Adults	2	23	8.7%	14.8%	15.9%	16.6%
% of FP17s for the same patient ID Re-attending between 3 & 9 months - Children	34	90	37.8%	55.6%	58.6%	57.5%
% of FP17s for the same patient ID Re-attending between 3 & 9 months - Adults	6	23	26.1%	48.1%	51.5%	50.4%
% of FP17s for Band 1 Urgent Courses	5	97	5.2%	8.4%	8.0%	9.1%
% of FP17s Relating to Free Repair or Replacements	0	97	0.0%	0.7%	0.8%	0.8%
% of FP17s Relating to Continuations	0	97	0.0%	1.0%	1.2%	1.3%
% of Patients satisfied with the dentistry they have received	0	0	N/A	93.2%	92.8%	92.7%
% of Patients satisfied with the time they had to wait for an appointment	0	0	N/A	87.4%	89.2%	88.8%

* This is based on patients treated on this contract for their most recent course of treatment. Figures in italics indicate the base number of FP17s or Patient Questionnaire responses are less than 100. N/A is shown where the base number of responses is less than 10 during the period. % is calculated as Quantity/Base number*100

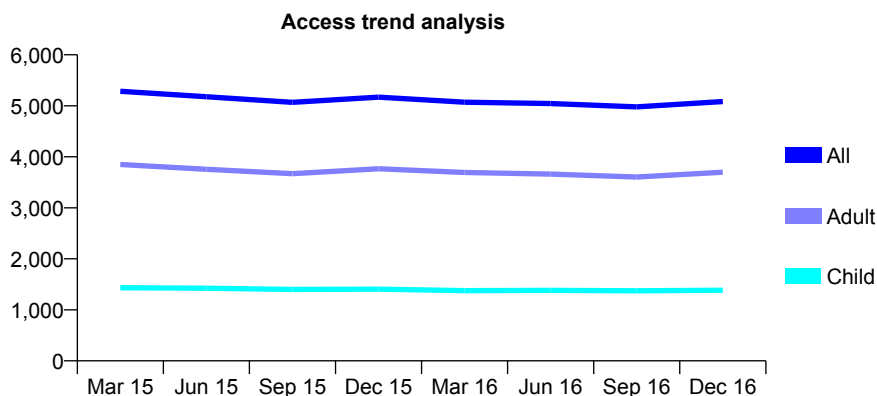
Q58 - Vital Signs At a Glance Contract Report for 360961/0001 - December 2016

Name or company name	MR V SHAH
Contract type name	GDS Contract
Purpose of contract	General
Contract start date	01/01/2010
Contract end date	

16/17 Contracted general activity (UDA)	12,725
Carry forward general activity (UDA)	166
16/17 Contracted orthodontic activity (UOA)	0
Carry forward orthodontic activity (UOA)	0
Baseline contract value	£457,505.50

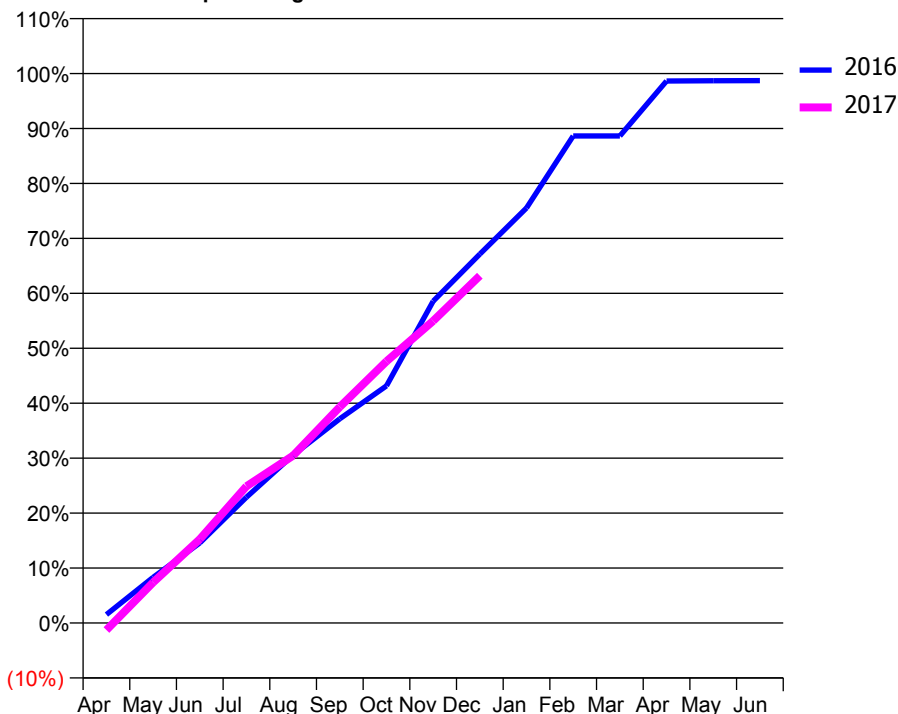
ACCESS*

Patients seen in 24 months	Total	Change since previous quarter
Quarter ending December 2015	5,171	
Quarter ending March 2016	5,070	↓
Quarter ending June 2016	5,045	→
Quarter ending September 2016	4,979	↓
Quarter ending December 2016	5,084	↑
Variance since December 2015	(1.7%)	↓



ACTIVITY

Cumulative percentage of contracted UDA delivered 2016 & 2017



Adjusted Scheduled Activity (UDA)

Month	2016	2017
April	195	-166
May	1,059	940
June	1,856	1,940
July	2,915	3,168
August	3,889	3,876
September	4,730	5,003
October	5,493	6,060
November	7,452	6,994
December	8,543	8,041
January	9,612	
February	11,278	
March	11,278	
April	12,552	
May	12,558	
June	12,559	

QUALITY

	Quantity	Base Number	Contract	AT	Region	England
% of FP17s for the same patient ID Re-attending within 3 months - Children	90	1,604	5.6%	11.4%	12.1%	12.4%
% of FP17s for the same patient ID Re-attending within 3 months - Adults	404	3,483	11.6%	14.8%	15.9%	16.6%
% of FP17s for the same patient ID Re-attending between 3 & 9 months - Children	958	1,604	59.7%	55.6%	58.6%	57.5%
% of FP17s for the same patient ID Re-attending between 3 & 9 months - Adults	1,792	3,483	51.4%	48.1%	51.5%	50.4%
% of FP17s for Band 1 Urgent Courses	251	4,274	5.9%	8.4%	8.0%	9.1%
% of FP17s Relating to Free Repair or Replacements	42	4,274	1.0%	0.7%	0.8%	0.8%
% of FP17s Relating to Continuations	84	4,274	2.0%	1.0%	1.2%	1.3%
% of Patients satisfied with the dentistry they have received	4	4	N/A	93.2%	92.8%	92.7%
% of Patients satisfied with the time they had to wait for an appointment	4	4	N/A	87.4%	89.2%	88.8%

* This is based on patients treated on this contract for their most recent course of treatment. Figures in italics indicate the base number of FP17s or Patient Questionnaire responses are less than 100. N/A is shown where the base number of responses is less than 10 during the period. % is calculated as Quantity/Base number*100

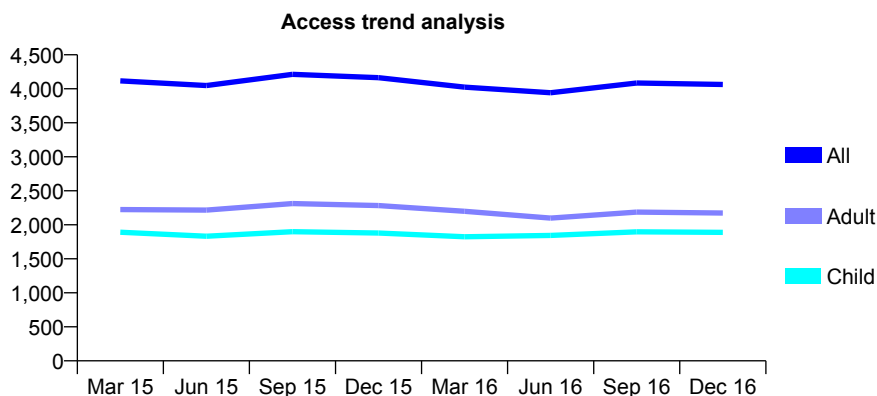
Q58 - Vital Signs At a Glance Contract Report for 363456/0001 - December 2016

Name or company name	MR RS BALLARD
Contract type name	GDS Contract
Purpose of contract	General
Contract start date	01/04/2006
Contract end date	

16/17 Contracted general activity (UDA)	8,899
Carry forward general activity (UDA)	339
16/17 Contracted orthodontic activity (UOA)	0
Carry forward orthodontic activity (UOA)	0
Baseline contract value	£201,523.96

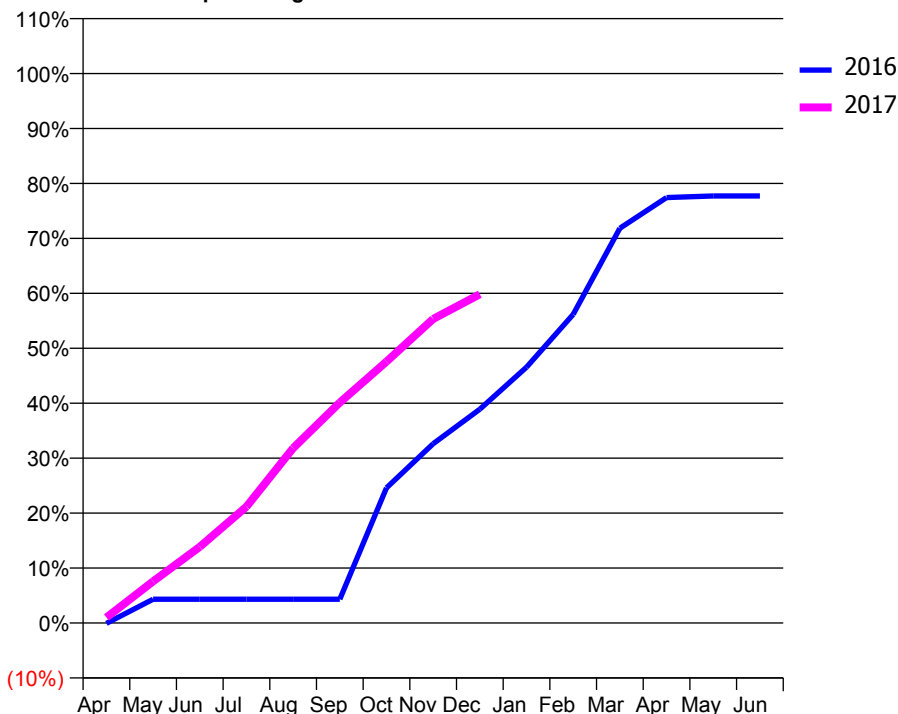
ACCESS*

Patients seen in 24 months	Total	Change since previous quarter
Quarter ending December 2015	4,163	
Quarter ending March 2016	4,024	↓
Quarter ending June 2016	3,943	↓
Quarter ending September 2016	4,086	↑
Quarter ending December 2016	4,063	→
Variance since December 2015	(2.4%)	↓



ACTIVITY

Cumulative percentage of contracted UDA delivered 2016 & 2017



Month	Adjusted Scheduled Activity (UDA)	
	2016	2017
April	-9	90
May	385	674
June	385	1,234
July	385	1,884
August	385	2,832
September	385	3,572
October	2,188	4,233
November	2,904	4,925
December	3,463	5,324
January	4,142	
February	4,997	
March	6,393	
April	6,891	
May	6,915	
June	6,916	

QUALITY

	Quantity	Base Number	Contract	AT	Region	England
% of FP17s for the same patient ID Re-attending within 3 months - Children	163	2,157	7.6%	11.4%	12.1%	12.4%
% of FP17s for the same patient ID Re-attending within 3 months - Adults	178	1,354	13.1%	14.8%	15.9%	16.6%
% of FP17s for the same patient ID Re-attending between 3 & 9 months - Children	1,173	2,157	54.4%	55.6%	58.6%	57.5%
% of FP17s for the same patient ID Re-attending between 3 & 9 months - Adults	452	1,354	33.4%	48.1%	51.5%	50.4%
% of FP17s for Band 1 Urgent Courses	230	3,220	7.1%	8.4%	8.0%	9.1%
% of FP17s Relating to Free Repair or Replacements	2	3,220	0.1%	0.7%	0.8%	0.8%
% of FP17s Relating to Continuations	7	3,220	0.2%	1.0%	1.2%	1.3%
% of Patients satisfied with the dentistry they have received	4	4	N/A	93.2%	92.8%	92.7%
% of Patients satisfied with the time they had to wait for an appointment	4	4	N/A	87.4%	89.2%	88.8%

* This is based on patients treated on this contract for their most recent course of treatment. Figures in italics indicate the base number of FP17s or Patient Questionnaire responses are less than 100. N/A is shown where the base number of responses is less than 10 during the period. % is calculated as Quantity/Base number*100

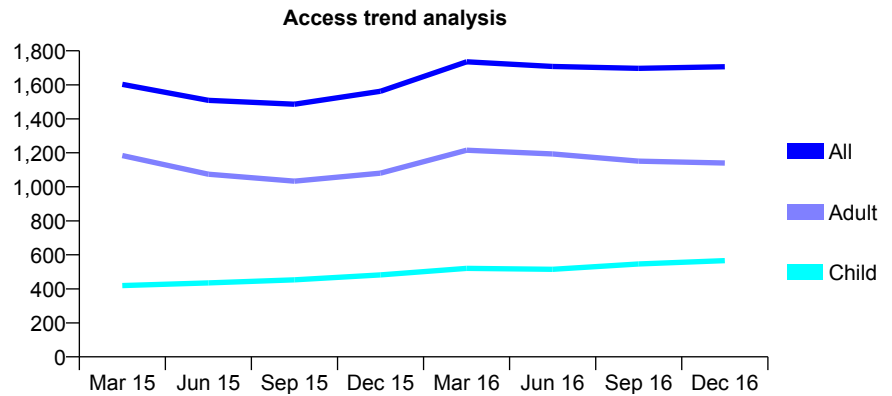
Q58 - Vital Signs At a Glance Contract Report for 366080/0001 - December 2016

Name or company name	MR R KENANI
Contract type name	GDS Contract
Purpose of contract	General
Contract start date	05/12/2009
Contract end date	

16/17 Contracted general activity (UDA)	5,473
Carry forward general activity (UDA)	33
16/17 Contracted orthodontic activity (UOA)	0
Carry forward orthodontic activity (UOA)	0
Baseline contract value	£180,550.21

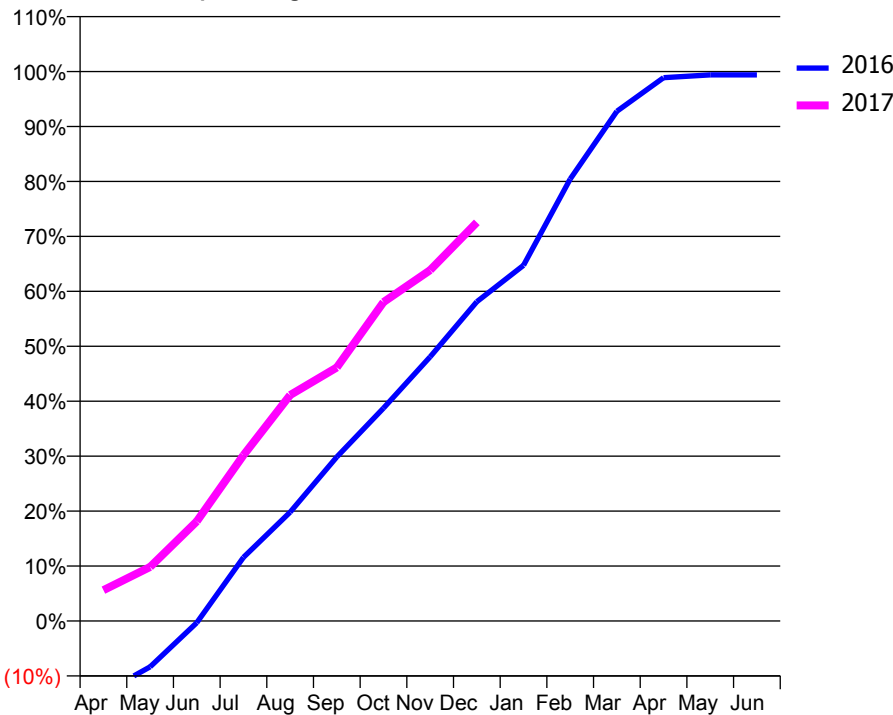
ACCESS*

Patients seen in 24 months	Total	Change since previous quarter
Quarter ending December 2015	1,562	
Quarter ending March 2016	1,735	↑
Quarter ending June 2016	1,708	↓
Quarter ending September 2016	1,697	→
Quarter ending December 2016	1,706	→
Variance since December 2015	9.2%	↑



ACTIVITY

Cumulative percentage of contracted UDA delivered 2016 & 2017



Month	Adjusted Scheduled Activity (UDA)	
	2016	2017
April	-717	307
May	-457	539
June	-18	993
July	634	1,651
August	1,085	2,251
September	1,635	2,526
October	2,121	3,177
November	2,631	3,494
December	3,180	3,970
January	3,543	
February	4,402	
March	5,076	
April	5,411	
May	5,440	
June	5,440	

QUALITY

	Quantity	Base Number	Contract	AT	Region	England
% of FP17s for the same patient ID Re-attending within 3 months - Children	126	681	18.5%	11.4%	12.1%	12.4%
% of FP17s for the same patient ID Re-attending within 3 months - Adults	280	1,145	24.5%	14.8%	15.9%	16.6%
% of FP17s for the same patient ID Re-attending between 3 & 9 months - Children	382	681	56.1%	55.6%	58.6%	57.5%
% of FP17s for the same patient ID Re-attending between 3 & 9 months - Adults	490	1,145	42.8%	48.1%	51.5%	50.4%
% of FP17s for Band 1 Urgent Courses	284	1,697	16.7%	8.4%	8.0%	9.1%
% of FP17s Relating to Free Repair or Replacements	11	1,697	0.6%	0.7%	0.8%	0.8%
% of FP17s Relating to Continuations	11	1,697	0.6%	1.0%	1.2%	1.3%
% of Patients satisfied with the dentistry they have received	6	6	N/A	93.2%	92.8%	92.7%
% of Patients satisfied with the time they had to wait for an appointment	6	6	N/A	87.4%	89.2%	88.8%

* This is based on patients treated on this contract for their most recent course of treatment. Figures in italics indicate the base number of FP17s or Patient Questionnaire responses are less than 100. N/A is shown where the base number of responses is less than 10 during the period. % is calculated as Quantity/Base number*100

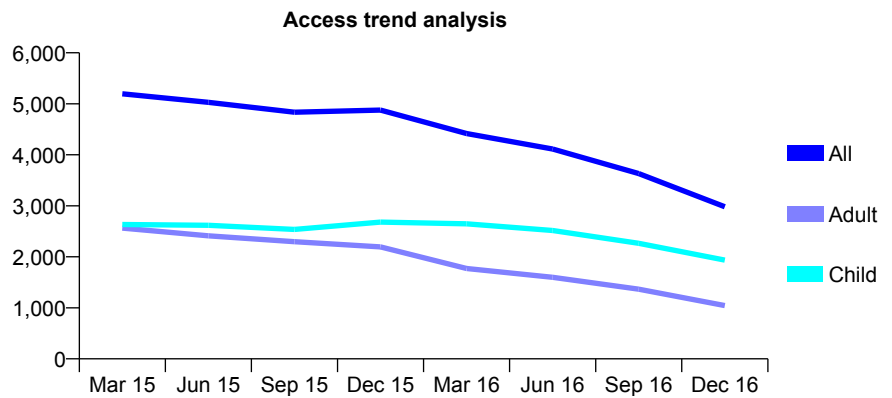
Q58 - Vital Signs At a Glance Contract Report for 389560/0001 - December 2016

Name or company name	MR R BEHARI
Contract type name	GDS Contract
Purpose of contract	General
Contract start date	01/04/2006
Contract end date	

16/17 Contracted general activity (UDA)	10,387
Carry forward general activity (UDA)	0
16/17 Contracted orthodontic activity (UOA)	0
Carry forward orthodontic activity (UOA)	0
Baseline contract value	£264,963.76

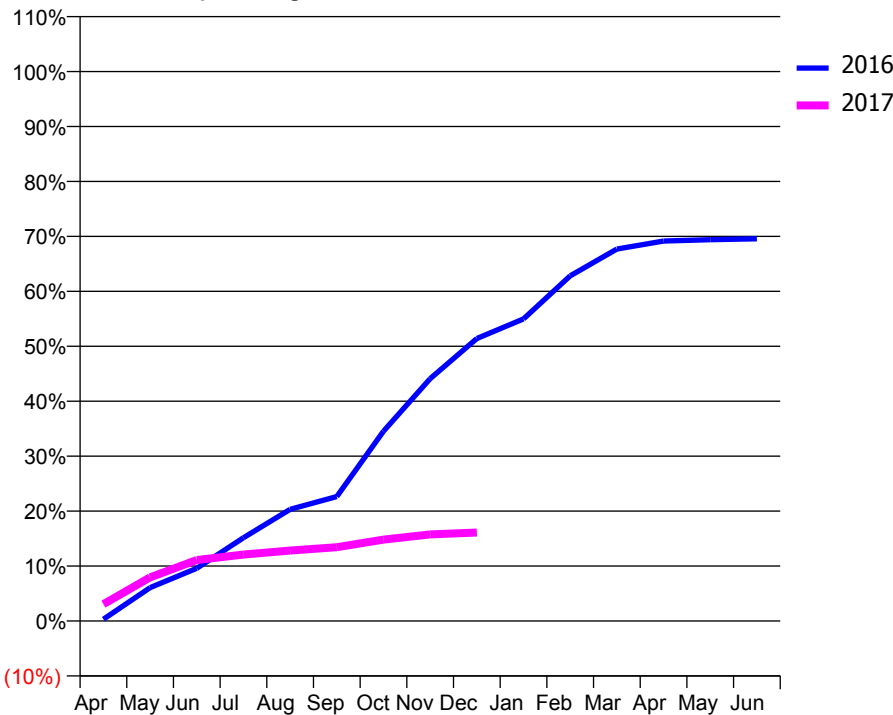
ACCESS*

Patients seen in 24 months	Total	Change since previous quarter
Quarter ending December 2015	4,877	
Quarter ending March 2016	4,418	↓
Quarter ending June 2016	4,115	↓
Quarter ending September 2016	3,632	↓
Quarter ending December 2016	2,981	↓
Variance since December 2015	(38.9%)	↓



ACTIVITY

Cumulative percentage of contracted UDA delivered 2016 & 2017



Month	Adjusted Scheduled Activity (UDA)	
	2016	2017
April	35	319
May	630	826
June	998	1,153
July	1,575	1,256
August	2,111	1,333
September	2,352	1,396
October	3,587	1,539
November	4,580	1,636
December	5,339	1,673
January	5,709	
February	6,524	
March	7,031	
April	7,184	
May	7,208	
June	7,226	

QUALITY

	Quantity	Base Number	Contract	AT	Region	England
% of FP17s for the same patient ID Re-attending within 3 months - Children	53	1,003	5.3%	11.4%	12.1%	12.4%
% of FP17s for the same patient ID Re-attending within 3 months - Adults	13	219	5.9%	14.8%	15.9%	16.6%
% of FP17s for the same patient ID Re-attending between 3 & 9 months - Children	557	1,003	55.5%	55.6%	58.6%	57.5%
% of FP17s for the same patient ID Re-attending between 3 & 9 months - Adults	91	219	41.6%	48.1%	51.5%	50.4%
% of FP17s for Band 1 Urgent Courses	16	1,150	1.4%	8.4%	8.0%	9.1%
% of FP17s Relating to Free Repair or Replacements	0	1,150	0.0%	0.7%	0.8%	0.8%
% of FP17s Relating to Continuations	3	1,150	0.3%	1.0%	1.2%	1.3%
% of Patients satisfied with the dentistry they have received	0	0	N/A	93.2%	92.8%	92.7%
% of Patients satisfied with the time they had to wait for an appointment	0	0	N/A	87.4%	89.2%	88.8%

* This is based on patients treated on this contract for their most recent course of treatment. Figures in italics indicate the base number of FP17s or Patient Questionnaire responses are less than 100. N/A is shown where the base number of responses is less than 10 during the period. % is calculated as Quantity/Base number*100

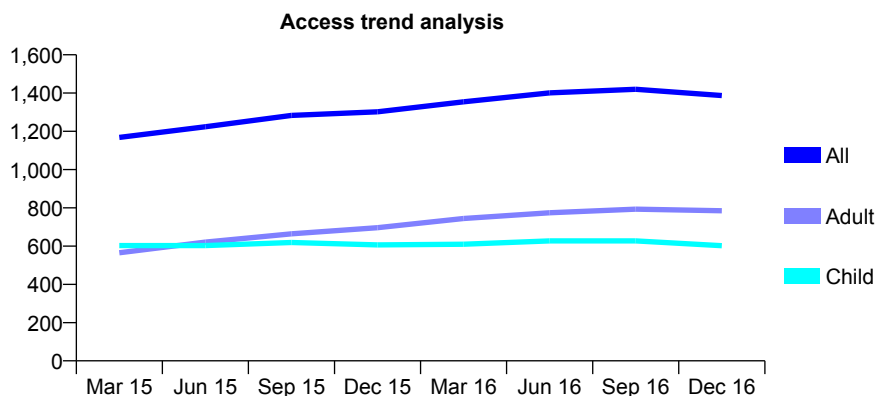
Q58 - Vital Signs At a Glance Contract Report for 395404/0002 - December 2016

Name or company name	MR CE VITIELLO
Contract type name	GDS Contract
Purpose of contract	General
Contract start date	01/04/2006
Contract end date	

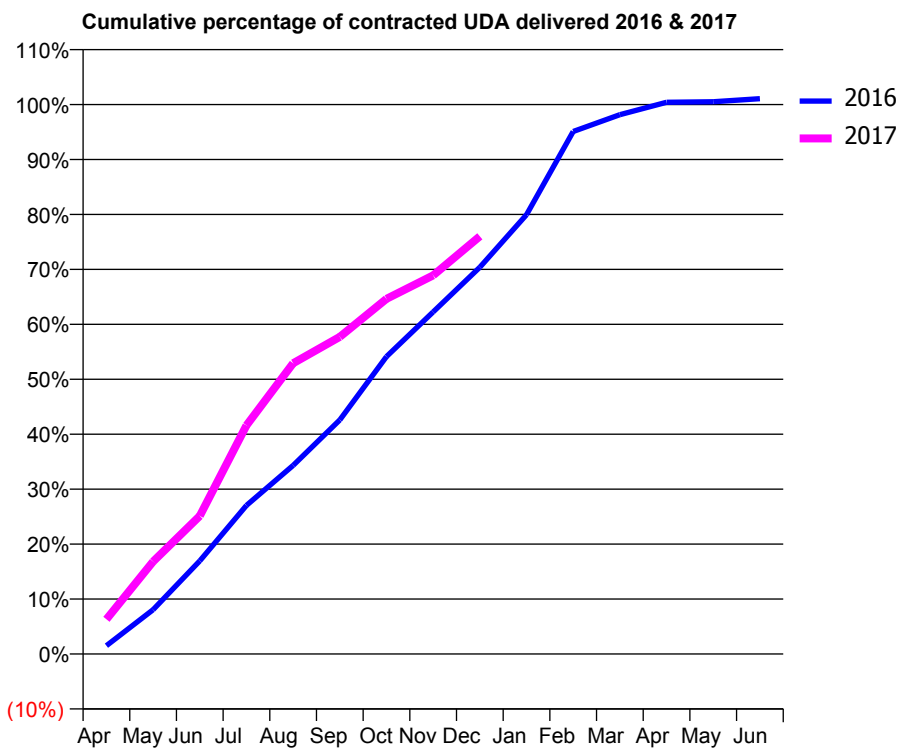
16/17 Contracted general activity (UDA)	3,000
Carry forward general activity (UDA)	-32
16/17 Contracted orthodontic activity (UOA)	0
Carry forward orthodontic activity (UOA)	0
Baseline contract value	£65,889.79

ACCESS*

Patients seen in 24 months	Total	Change since previous quarter
Quarter ending December 2015	1,302	
Quarter ending March 2016	1,354	↑
Quarter ending June 2016	1,401	↑
Quarter ending September 2016	1,420	→
Quarter ending December 2016	1,387	↓
Variance since December 2015	6.5%	↑



ACTIVITY



Month	Adjusted Scheduled Activity (UDA)	
	2016	2017
April	46	189
May	242	505
June	508	754
July	811	1,248
August	1,030	1,587
September	1,278	1,732
October	1,624	1,939
November	1,868	2,067
December	2,111	2,281
January	2,398	
February	2,853	
March	2,945	
April	3,012	
May	3,015	
June	3,032	

QUALITY

	Quantity	Base Number	Contract	AT	Region	England
% of FP17s for the same patient ID Re-attending within 3 months - Children	29	475	6.1%	11.4%	12.1%	12.4%
% of FP17s for the same patient ID Re-attending within 3 months - Adults	88	536	16.4%	14.8%	15.9%	16.6%
% of FP17s for the same patient ID Re-attending between 3 & 9 months - Children	165	475	34.7%	55.6%	58.6%	57.5%
% of FP17s for the same patient ID Re-attending between 3 & 9 months - Adults	186	536	34.7%	48.1%	51.5%	50.4%
% of FP17s for Band 1 Urgent Courses	134	977	13.7%	8.4%	8.0%	9.1%
% of FP17s Relating to Free Repair or Replacements	0	977	0.0%	0.7%	0.8%	0.8%
% of FP17s Relating to Continuations	0	977	0.0%	1.0%	1.2%	1.3%
% of Patients satisfied with the dentistry they have received	1	1	N/A	93.2%	92.8%	92.7%
% of Patients satisfied with the time they had to wait for an appointment	1	1	N/A	87.4%	89.2%	88.8%

* This is based on patients treated on this contract for their most recent course of treatment. Figures in italics indicate the base number of FP17s or Patient Questionnaire responses are less than 100. N/A is shown where the base number of responses is less than 10 during the period. % is calculated as Quantity/Base number*100

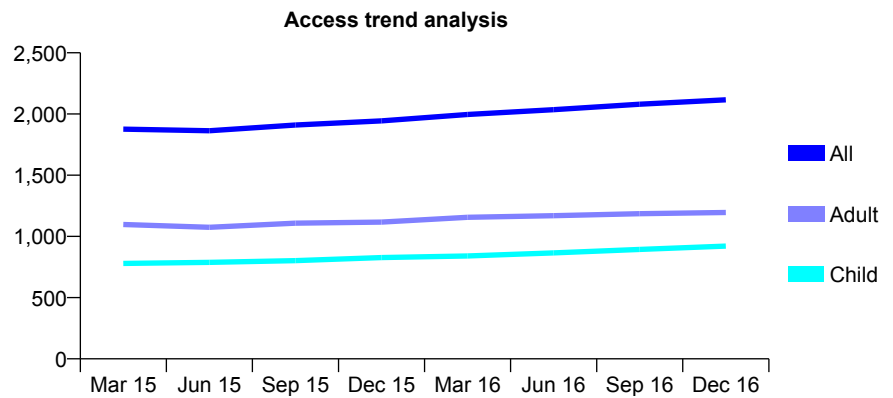
Q58 - Vital Signs At a Glance Contract Report for 558265/0002 - December 2016

Name or company name	Reena Parmar
Contract type name	GDS Contract
Purpose of contract	General
Contract start date	06/01/2007
Contract end date	

16/17 Contracted general activity (UDA)	5,896
Carry forward general activity (UDA)	-113
16/17 Contracted orthodontic activity (UOA)	0
Carry forward orthodontic activity (UOA)	0
Baseline contract value	£162,077.24

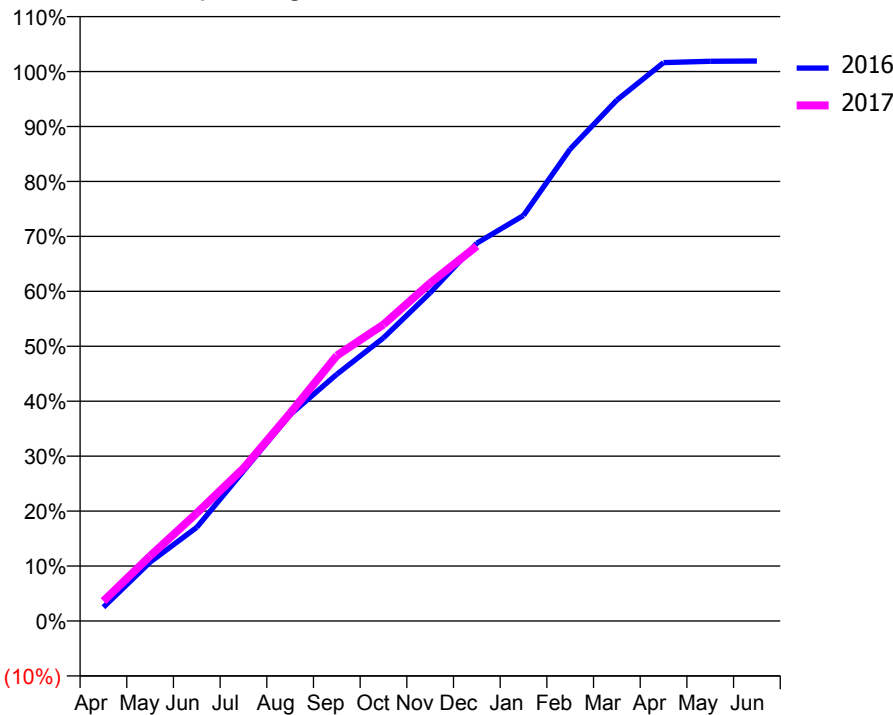
ACCESS*

Patients seen in 24 months	Total	Change since previous quarter
Quarter ending December 2015	1,944	
Quarter ending March 2016	1,996	↑
Quarter ending June 2016	2,035	→
Quarter ending September 2016	2,080	↑
Quarter ending December 2016	2,116	→
Variance since December 2015	8.8%	↑



ACTIVITY

Cumulative percentage of contracted UDA delivered 2016 & 2017



Month	Adjusted Scheduled Activity (UDA)	
	2016	2017
April	148	214
May	631	697
June	1,005	1,158
July	1,609	1,640
August	2,214	2,230
September	2,648	2,848
October	3,039	3,182
November	3,521	3,626
December	4,054	4,022
January	4,352	
February	5,064	
March	5,590	
April	5,992	
May	6,006	
June	6,009	

QUALITY

	Quantity	Base Number	Contract	AT	Region	England
% of FP17s for the same patient ID Re-attending within 3 months - Children	36	778	4.6%	11.4%	12.1%	12.4%
% of FP17s for the same patient ID Re-attending within 3 months - Adults	116	925	12.5%	14.8%	15.9%	16.6%
% of FP17s for the same patient ID Re-attending between 3 & 9 months - Children	287	778	36.9%	55.6%	58.6%	57.5%
% of FP17s for the same patient ID Re-attending between 3 & 9 months - Adults	318	925	34.4%	48.1%	51.5%	50.4%
% of FP17s for Band 1 Urgent Courses	166	1,568	10.6%	8.4%	8.0%	9.1%
% of FP17s Relating to Free Repair or Replacements	28	1,568	1.8%	0.7%	0.8%	0.8%
% of FP17s Relating to Continuations	0	1,568	0.0%	1.0%	1.2%	1.3%
% of Patients satisfied with the dentistry they have received	3	3	N/A	93.2%	92.8%	92.7%
% of Patients satisfied with the time they had to wait for an appointment	3	3	N/A	87.4%	89.2%	88.8%

* This is based on patients treated on this contract for their most recent course of treatment. Figures in italics indicate the base number of FP17s or Patient Questionnaire responses are less than 100. N/A is shown where the base number of responses is less than 10 during the period. % is calculated as Quantity/Base number*100

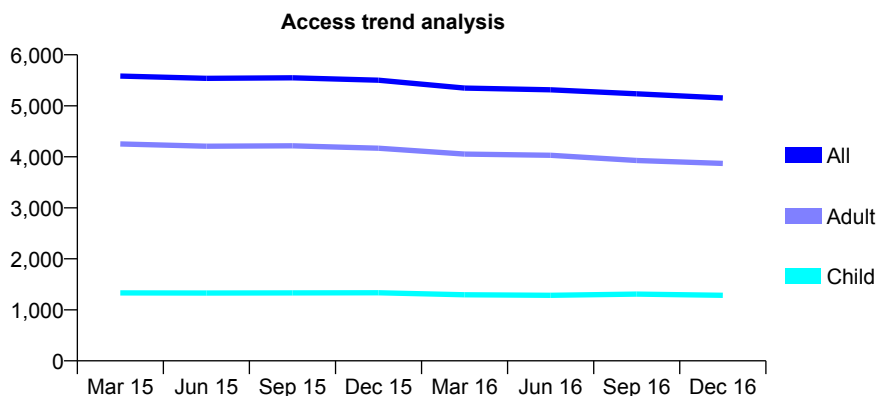
Q58 - Vital Signs At a Glance Contract Report for 558850/0002 - December 2016

Name or company name	MR PG PATEL
Contract type name	GDS Contract
Purpose of contract	General
Contract start date	08/01/2010
Contract end date	

16/17 Contracted general activity (UDA)	12,296
Carry forward general activity (UDA)	-158
16/17 Contracted orthodontic activity (UOA)	0
Carry forward orthodontic activity (UOA)	0
Baseline contract value	£313,173.84

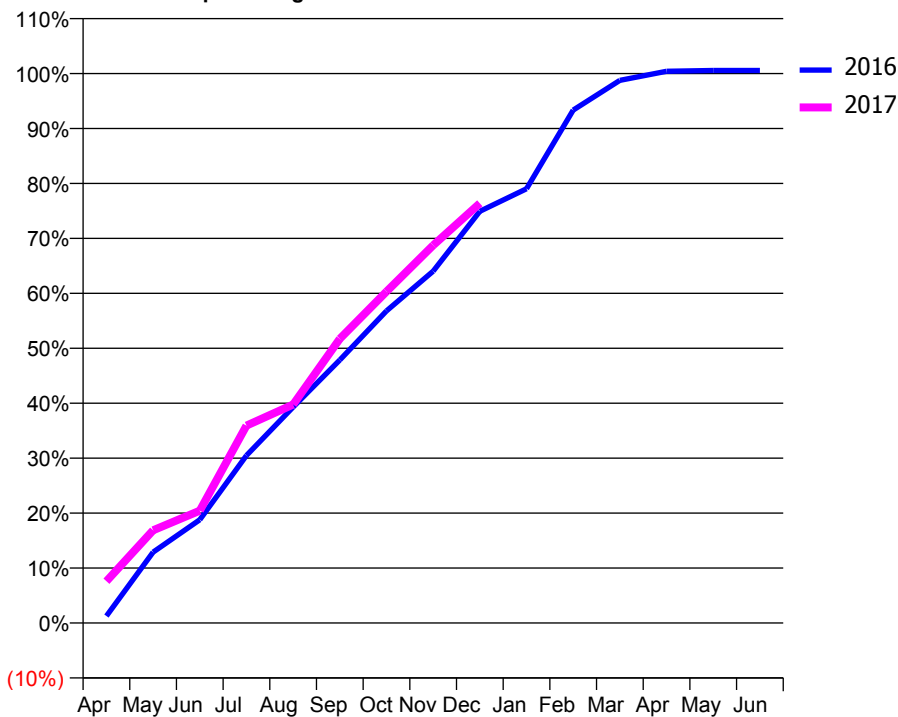
ACCESS*

Patients seen in 24 months	Total	Change since previous quarter
Quarter ending December 2015	5,502	
Quarter ending March 2016	5,349	↓
Quarter ending June 2016	5,314	→
Quarter ending September 2016	5,236	↓
Quarter ending December 2016	5,155	↓
Variance since December 2015	(6.3%)	↓



ACTIVITY

Cumulative percentage of contracted UDA delivered 2016 & 2017



Month	Adjusted Scheduled Activity (UDA)	
	2016	2017
April	158	935
May	1,585	2,074
June	2,312	2,515
July	3,748	4,417
August	4,833	4,888
September	5,886	6,361
October	6,983	7,416
November	7,873	8,453
December	9,212	9,393
January	9,717	
February	11,478	
March	12,144	
April	12,346	
May	12,364	
June	12,364	

QUALITY

	Quantity	Base Number	Contract	AT	Region	England
% of FP17s for the same patient ID Re-attending within 3 months - Children	42	1,126	3.7%	11.4%	12.1%	12.4%
% of FP17s for the same patient ID Re-attending within 3 months - Adults	378	3,390	11.2%	14.8%	15.9%	16.6%
% of FP17s for the same patient ID Re-attending between 3 & 9 months - Children	471	1,126	41.8%	55.6%	58.6%	57.5%
% of FP17s for the same patient ID Re-attending between 3 & 9 months - Adults	1,371	3,390	40.4%	48.1%	51.5%	50.4%
% of FP17s for Band 1 Urgent Courses	265	4,411	6.0%	8.4%	8.0%	9.1%
% of FP17s Relating to Free Repair or Replacements	19	4,411	0.4%	0.7%	0.8%	0.8%
% of FP17s Relating to Continuations	45	4,411	1.0%	1.0%	1.2%	1.3%
% of Patients satisfied with the dentistry they have received	6	6	N/A	93.2%	92.8%	92.7%
% of Patients satisfied with the time they had to wait for an appointment	6	6	N/A	87.4%	89.2%	88.8%

* This is based on patients treated on this contract for their most recent course of treatment. Figures in italics indicate the base number of FP17s or Patient Questionnaire responses are less than 100. N/A is shown where the base number of responses is less than 10 during the period. % is calculated as Quantity/Base number*100

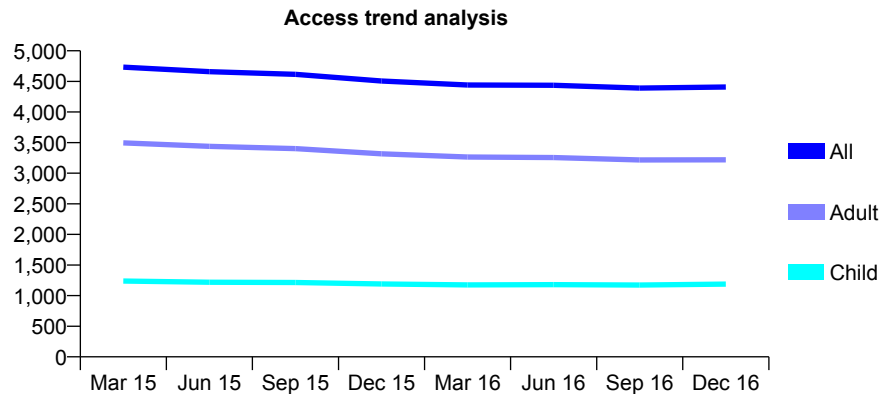
Q58 - Vital Signs At a Glance Contract Report for 570230/0001 - December 2016

Name or company name	MR RM ALLEN
Contract type name	GDS Contract
Purpose of contract	General
Contract start date	01/04/2006
Contract end date	

16/17 Contracted general activity (UDA)	10,000
Carry forward general activity (UDA)	67
16/17 Contracted orthodontic activity (UOA)	0
Carry forward orthodontic activity (UOA)	0
Baseline contract value	£346,587.90

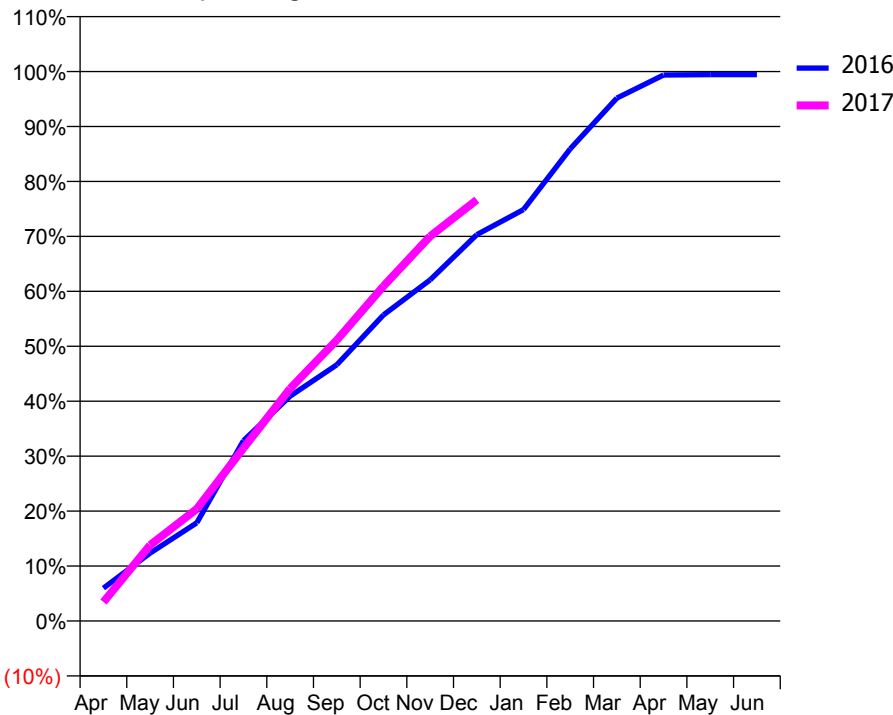
ACCESS*

Patients seen in 24 months	Total	Change since previous quarter
Quarter ending December 2015	4,507	
Quarter ending March 2016	4,441	↓
Quarter ending June 2016	4,436	→
Quarter ending September 2016	4,391	↓
Quarter ending December 2016	4,408	→
Variance since December 2015	(2.2%)	↓



ACTIVITY

Cumulative percentage of contracted UDA delivered 2016 & 2017



Month	Adjusted Scheduled Activity (UDA)	
	2016	2017
April	725	345
May	1,495	1,383
June	2,163	2,039
July	3,972	3,145
August	4,952	4,231
September	5,641	5,111
October	6,741	6,094
November	7,513	7,002
December	8,509	7,665
January	9,059	
February	10,395	
March	11,515	
April	12,023	
May	12,033	
June	12,033	

QUALITY

	Quantity	Base Number	Contract	AT	Region	England
% of FP17s for the same patient ID Re-attending within 3 months - Children	42	1,216	3.5%	11.4%	12.1%	12.4%
% of FP17s for the same patient ID Re-attending within 3 months - Adults	182	2,480	7.3%	14.8%	15.9%	16.6%
% of FP17s for the same patient ID Re-attending between 3 & 9 months - Children	742	1,216	61.0%	55.6%	58.6%	57.5%
% of FP17s for the same patient ID Re-attending between 3 & 9 months - Adults	1,090	2,480	44.0%	48.1%	51.5%	50.4%
% of FP17s for Band 1 Urgent Courses	206	3,490	5.9%	8.4%	8.0%	9.1%
% of FP17s Relating to Free Repair or Replacements	3	3,490	0.1%	0.7%	0.8%	0.8%
% of FP17s Relating to Continuations	1	3,490	0.0%	1.0%	1.2%	1.3%
% of Patients satisfied with the dentistry they have received	4	4	N/A	93.2%	92.8%	92.7%
% of Patients satisfied with the time they had to wait for an appointment	4	4	N/A	87.4%	89.2%	88.8%

* This is based on patients treated on this contract for their most recent course of treatment. Figures in italics indicate the base number of FP17s or Patient Questionnaire responses are less than 100. N/A is shown where the base number of responses is less than 10 during the period. % is calculated as Quantity/Base number*100

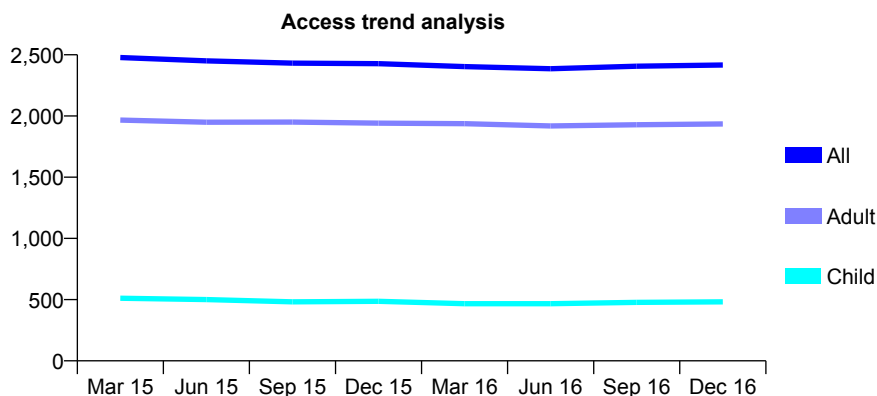
Q58 - Vital Signs At a Glance Contract Report for 570540/0001 - December 2016

Name or company name	MR NA BHATIA
Contract type name	GDS Contract
Purpose of contract	General
Contract start date	01/04/2006
Contract end date	

16/17 Contracted general activity (UDA)	7,430
Carry forward general activity (UDA)	-104
16/17 Contracted orthodontic activity (UOA)	0
Carry forward orthodontic activity (UOA)	0
Baseline contract value	£204,636.32

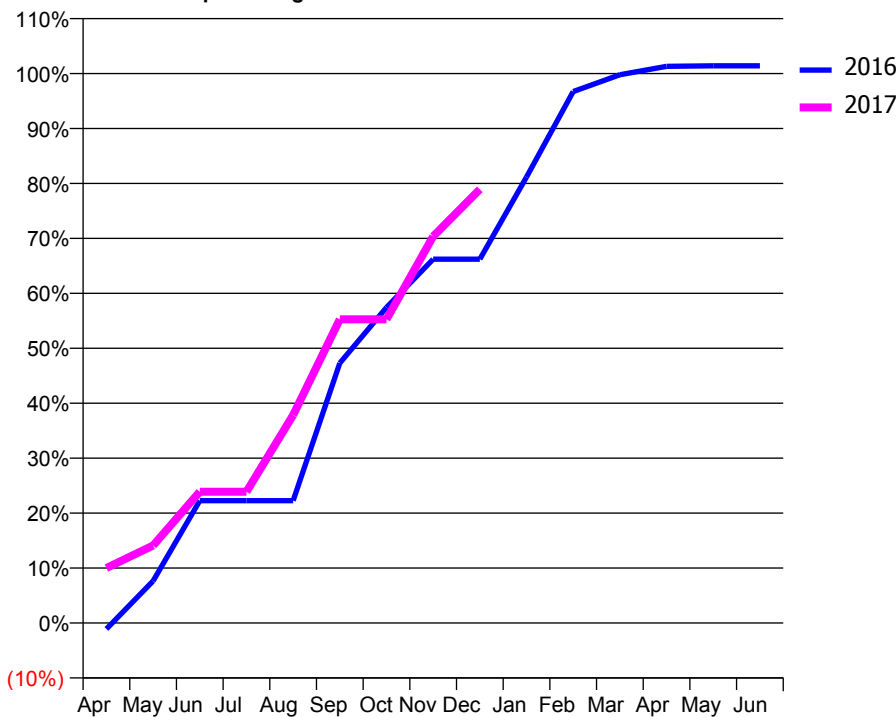
ACCESS*

Patients seen in 24 months	Total	Change since previous quarter
Quarter ending December 2015	2,428	
Quarter ending March 2016	2,404	→
Quarter ending June 2016	2,386	→
Quarter ending September 2016	2,407	→
Quarter ending December 2016	2,417	→
Variance since December 2015	(0.5%)	→



ACTIVITY

Cumulative percentage of contracted UDA delivered 2016 & 2017



Month	Adjusted Scheduled Activity (UDA)	
	2016	2017
April	-82	744
May	570	1,049
June	1,655	1,776
July	1,655	1,776
August	1,655	2,812
September	3,515	4,106
October	4,266	4,106
November	4,919	5,228
December	4,919	5,865
January	6,030	
February	7,186	
March	7,413	
April	7,527	
May	7,534	
June	7,534	

QUALITY

	Quantity	Base Number	Contract	AT	Region	England
% of FP17s for the same patient ID Re-attending within 3 months - Children	11	409	2.7%	11.4%	12.1%	12.4%
% of FP17s for the same patient ID Re-attending within 3 months - Adults	160	1,737	9.2%	14.8%	15.9%	16.6%
% of FP17s for the same patient ID Re-attending between 3 & 9 months - Children	187	409	45.7%	55.6%	58.6%	57.5%
% of FP17s for the same patient ID Re-attending between 3 & 9 months - Adults	743	1,737	42.8%	48.1%	51.5%	50.4%
% of FP17s for Band 1 Urgent Courses	101	2,101	4.8%	8.4%	8.0%	9.1%
% of FP17s Relating to Free Repair or Replacements	26	2,101	1.2%	0.7%	0.8%	0.8%
% of FP17s Relating to Continuations	33	2,101	1.6%	1.0%	1.2%	1.3%
% of Patients satisfied with the dentistry they have received	3	3	N/A	93.2%	92.8%	92.7%
% of Patients satisfied with the time they had to wait for an appointment	3	3	N/A	87.4%	89.2%	88.8%

* This is based on patients treated on this contract for their most recent course of treatment. Figures in italics indicate the base number of FP17s or Patient Questionnaire responses are less than 100. N/A is shown where the base number of responses is less than 10 during the period. % is calculated as Quantity/Base number*100

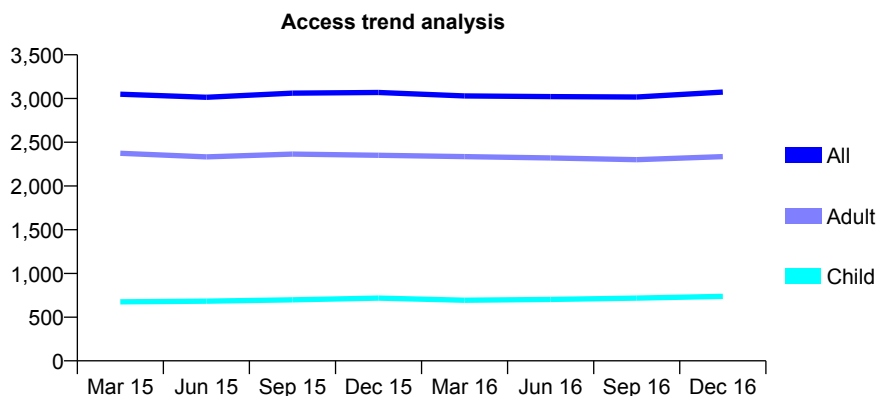
Q58 - Vital Signs At a Glance Contract Report for 572225/0001 - December 2016

Name or company name	MR CK DE BONO
Contract type name	GDS Contract
Purpose of contract	General
Contract start date	01/04/2006
Contract end date	

16/17 Contracted general activity (UDA)	8,383
Carry forward general activity (UDA)	-51
16/17 Contracted orthodontic activity (UOA)	0
Carry forward orthodontic activity (UOA)	0
Baseline contract value	£255,649.51

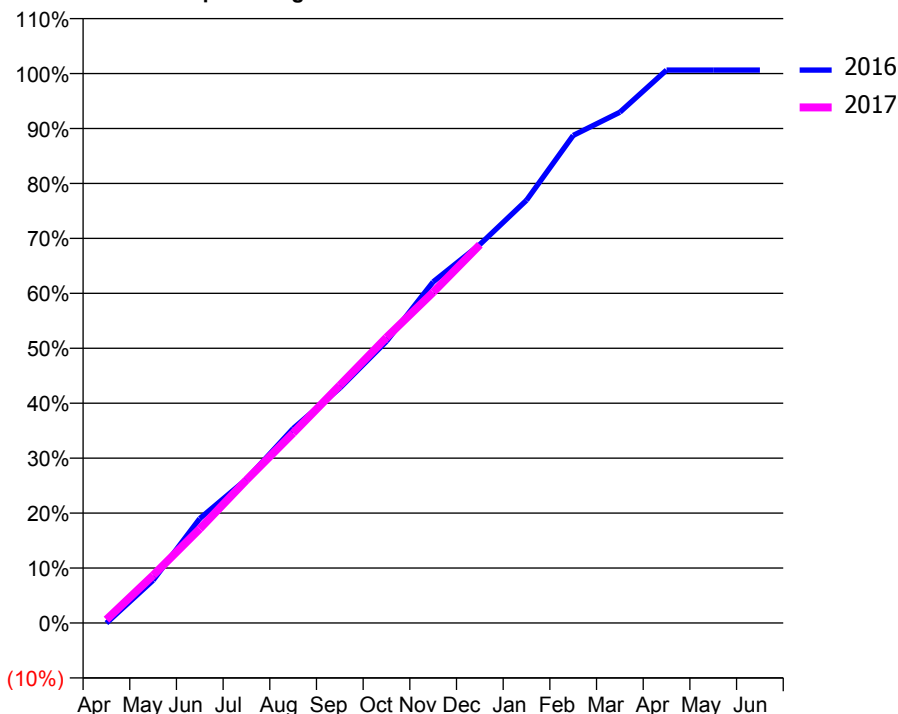
ACCESS*

Patients seen in 24 months	Total	Change since previous quarter
Quarter ending December 2015	3,069	
Quarter ending March 2016	3,029	↓
Quarter ending June 2016	3,022	→
Quarter ending September 2016	3,018	→
Quarter ending December 2016	3,073	→
Variance since December 2015	0.1%	→



ACTIVITY

Cumulative percentage of contracted UDA delivered 2016 & 2017



Month	Adjusted Scheduled Activity (UDA)	
	2016	2017
April	-4	51
May	652	728
June	1,594	1,437
July	2,195	2,183
August	2,968	2,898
September	3,583	3,627
October	4,297	4,356
November	5,204	5,045
December	5,774	5,770
January	6,450	
February	7,437	
March	7,792	
April	8,434	
May	8,434	
June	8,434	

QUALITY

	Quantity	Base Number	Contract	AT	Region	England
% of FP17s for the same patient ID Re-attending within 3 months - Children	23	825	2.8%	11.4%	12.1%	12.4%
% of FP17s for the same patient ID Re-attending within 3 months - Adults	172	2,230	7.7%	14.8%	15.9%	16.6%
% of FP17s for the same patient ID Re-attending between 3 & 9 months - Children	505	825	61.2%	55.6%	58.6%	57.5%
% of FP17s for the same patient ID Re-attending between 3 & 9 months - Adults	1,171	2,230	52.5%	48.1%	51.5%	50.4%
% of FP17s for Band 1 Urgent Courses	17	2,678	0.6%	8.4%	8.0%	9.1%
% of FP17s Relating to Free Repair or Replacements	0	2,678	0.0%	0.7%	0.8%	0.8%
% of FP17s Relating to Continuations	21	2,678	0.8%	1.0%	1.2%	1.3%
% of Patients satisfied with the dentistry they have received	4	4	N/A	93.2%	92.8%	92.7%
% of Patients satisfied with the time they had to wait for an appointment	4	4	N/A	87.4%	89.2%	88.8%

* This is based on patients treated on this contract for their most recent course of treatment. Figures in italics indicate the base number of FP17s or Patient Questionnaire responses are less than 100. N/A is shown where the base number of responses is less than 10 during the period. % is calculated as Quantity/Base number*100

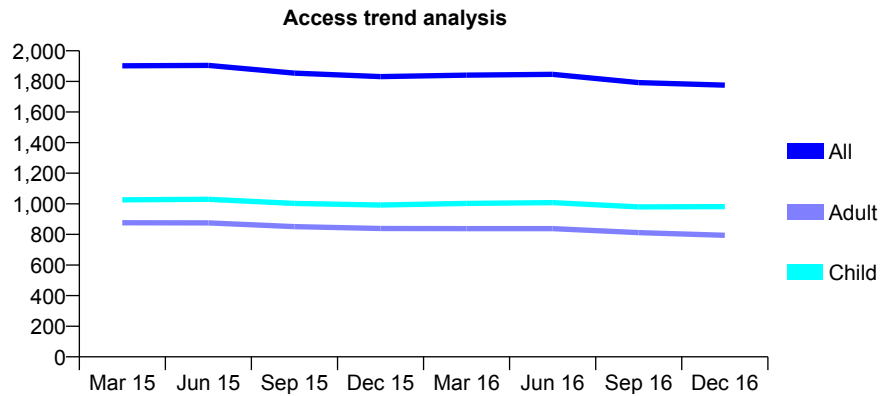
Q58 - Vital Signs At a Glance Contract Report for 573949/0001 - December 2016

Name or company name	MR IJ DIBBLE
Contract type name	GDS Contract
Purpose of contract	General and Orthodontic
Contract start date	01/04/2006
Contract end date	

16/17 Contracted general activity (UDA)	4,055
Carry forward general activity (UDA)	-21
16/17 Contracted orthodontic activity (UOA)	1,050
Carry forward orthodontic activity (UOA)	3
Baseline contract value	£213,179.99

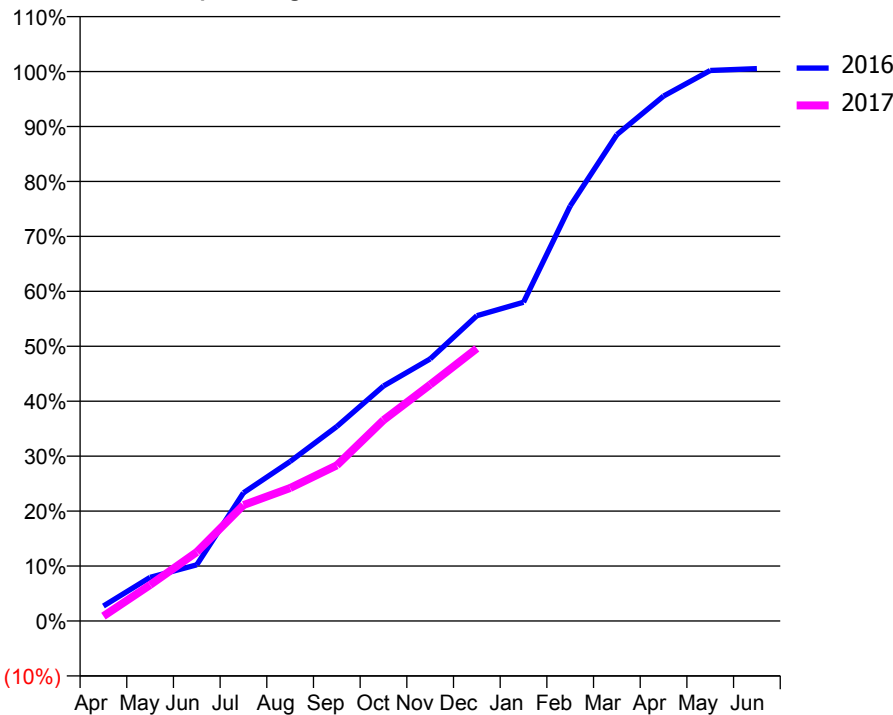
ACCESS*

Patients seen in 24 months	Total	Change since previous quarter
Quarter ending December 2015	1,831	
Quarter ending March 2016	1,841	→
Quarter ending June 2016	1,846	→
Quarter ending September 2016	1,792	↓
Quarter ending December 2016	1,776	→
Variance since December 2015	(3.0%)	↓



ACTIVITY

Cumulative percentage of contracted UDA delivered 2016 & 2017



Month	Adjusted Scheduled Activity (UDA)	
	2016	2017
April	110	36
May	322	266
June	414	509
July	946	856
August	1,177	982
September	1,435	1,149
October	1,734	1,482
November	1,934	1,744
December	2,253	2,011
January	2,353	
February	3,062	
March	3,589	
April	3,873	
May	4,063	
June	4,077	

QUALITY

	Quantity	Base Number	Contract	AT	Region	England
% of FP17s for the same patient ID Re-attending within 3 months - Children	56	1,123	5.0%	11.4%	12.1%	12.4%
% of FP17s for the same patient ID Re-attending within 3 months - Adults	32	585	5.5%	14.8%	15.9%	16.6%
% of FP17s for the same patient ID Re-attending between 3 & 9 months - Children	798	1,123	71.1%	55.6%	58.6%	57.5%
% of FP17s for the same patient ID Re-attending between 3 & 9 months - Adults	358	585	61.2%	48.1%	51.5%	50.4%
% of FP17s for Band 1 Urgent Courses	7	1,430	0.5%	8.4%	8.0%	9.1%
% of FP17s Relating to Free Repair or Replacements	0	1,430	0.0%	0.7%	0.8%	0.8%
% of FP17s Relating to Continuations	0	1,430	0.0%	1.0%	1.2%	1.3%
% of Patients satisfied with the dentistry they have received	1	1	N/A	93.2%	92.8%	92.7%
% of Patients satisfied with the time they had to wait for an appointment	1	1	N/A	87.4%	89.2%	88.8%

* This is based on patients treated on this contract for their most recent course of treatment. Figures in italics indicate the base number of FP17s or Patient Questionnaire responses are less than 100. N/A is shown where the base number of responses is less than 10 during the period. % is calculated as Quantity/Base number*100

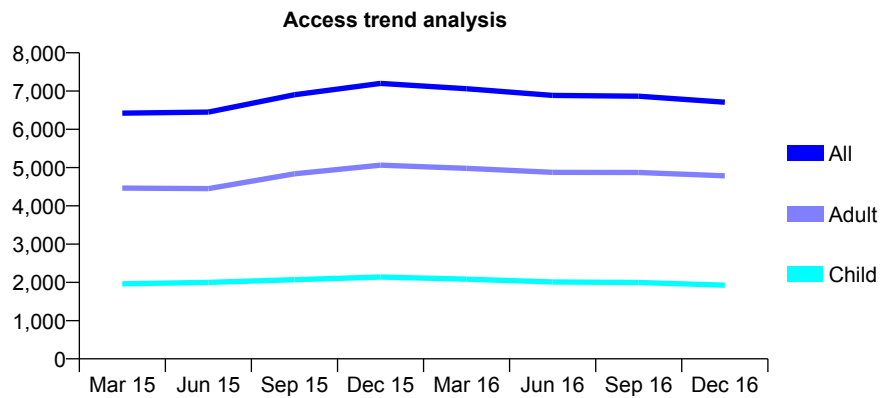
Q58 - Vital Signs At a Glance Contract Report for 575623/0002 - December 2016

Name or company name	MR MK PATEL
Contract type name	GDS Contract
Purpose of contract	General
Contract start date	01/04/2006
Contract end date	

16/17 Contracted general activity (UDA)	14,199
Carry forward general activity (UDA)	0
16/17 Contracted orthodontic activity (UOA)	0
Carry forward orthodontic activity (UOA)	0
Baseline contract value	£335,004.53

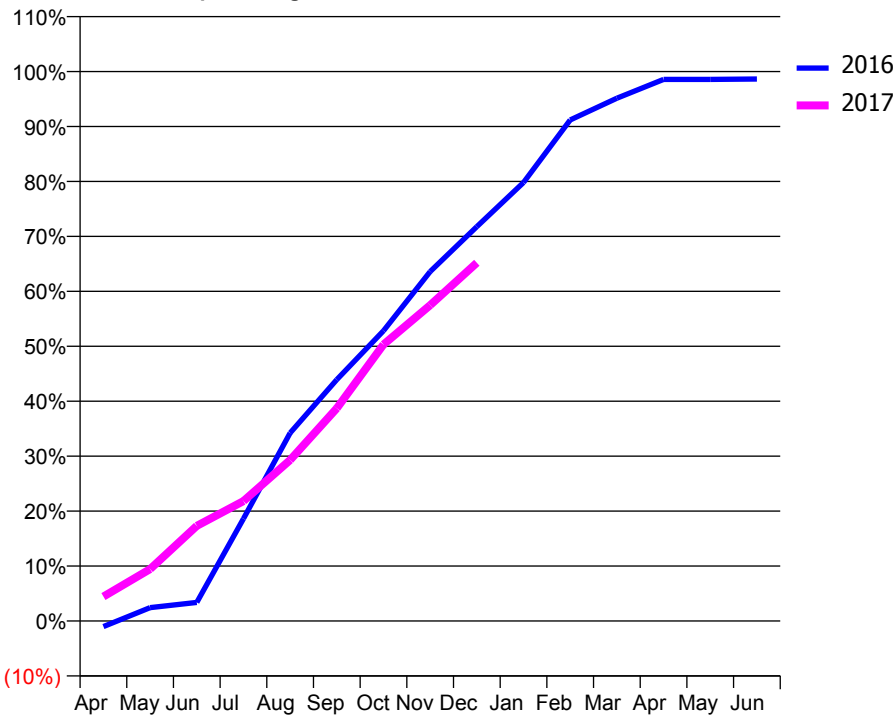
ACCESS*

Patients seen in 24 months	Total	Change since previous quarter
Quarter ending December 2015	7,199	
Quarter ending March 2016	7,062	↓
Quarter ending June 2016	6,886	↓
Quarter ending September 2016	6,866	→
Quarter ending December 2016	6,709	↓
Variance since December 2015	(6.8%)	↓



ACTIVITY

Cumulative percentage of contracted UDA delivered 2016 & 2017



Month	Adjusted Scheduled Activity (UDA)	
	2016	2017
April	-145	631
May	346	1,342
June	480	2,459
July	2,644	3,100
August	4,859	4,161
September	6,239	5,496
October	7,498	7,144
November	9,031	8,162
December	10,191	9,257
January	11,329	
February	12,946	
March	13,509	
April	13,994	
May	13,996	
June	14,004	

QUALITY

	Quantity	Base Number	Contract	AT	Region	England
% of FP17s for the same patient ID Re-attending within 3 months - Children	126	1,663	7.6%	11.4%	12.1%	12.4%
% of FP17s for the same patient ID Re-attending within 3 months - Adults	426	3,614	11.8%	14.8%	15.9%	16.6%
% of FP17s for the same patient ID Re-attending between 3 & 9 months - Children	866	1,663	52.1%	55.6%	58.6%	57.5%
% of FP17s for the same patient ID Re-attending between 3 & 9 months - Adults	1,751	3,614	48.5%	48.1%	51.5%	50.4%
% of FP17s for Band 1 Urgent Courses	369	4,196	8.8%	8.4%	8.0%	9.1%
% of FP17s Relating to Free Repair or Replacements	14	4,196	0.3%	0.7%	0.8%	0.8%
% of FP17s Relating to Continuations	6	4,196	0.1%	1.0%	1.2%	1.3%
% of Patients satisfied with the dentistry they have received	5	5	N/A	93.2%	92.8%	92.7%
% of Patients satisfied with the time they had to wait for an appointment	4	5	N/A	87.4%	89.2%	88.8%

* This is based on patients treated on this contract for their most recent course of treatment. Figures in italics indicate the base number of FP17s or Patient Questionnaire responses are less than 100. N/A is shown where the base number of responses is less than 10 during the period. % is calculated as Quantity/Base number*100

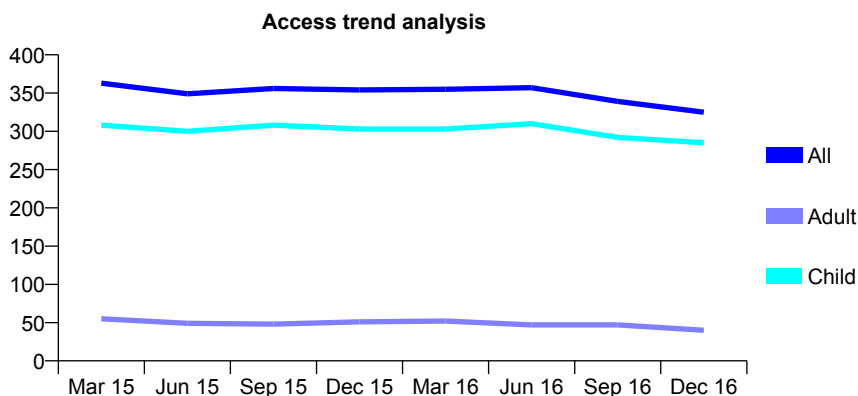
Q58 - Vital Signs At a Glance Contract Report for 575976/0001 - December 2016

Name or company name	MR RJ GOEL
Contract type name	GDS Contract
Purpose of contract	General
Contract start date	01/04/2006
Contract end date	

16/17 Contracted general activity (UDA)	850
Carry forward general activity (UDA)	0
16/17 Contracted orthodontic activity (UOA)	0
Carry forward orthodontic activity (UOA)	0
Baseline contract value	£24,170.22

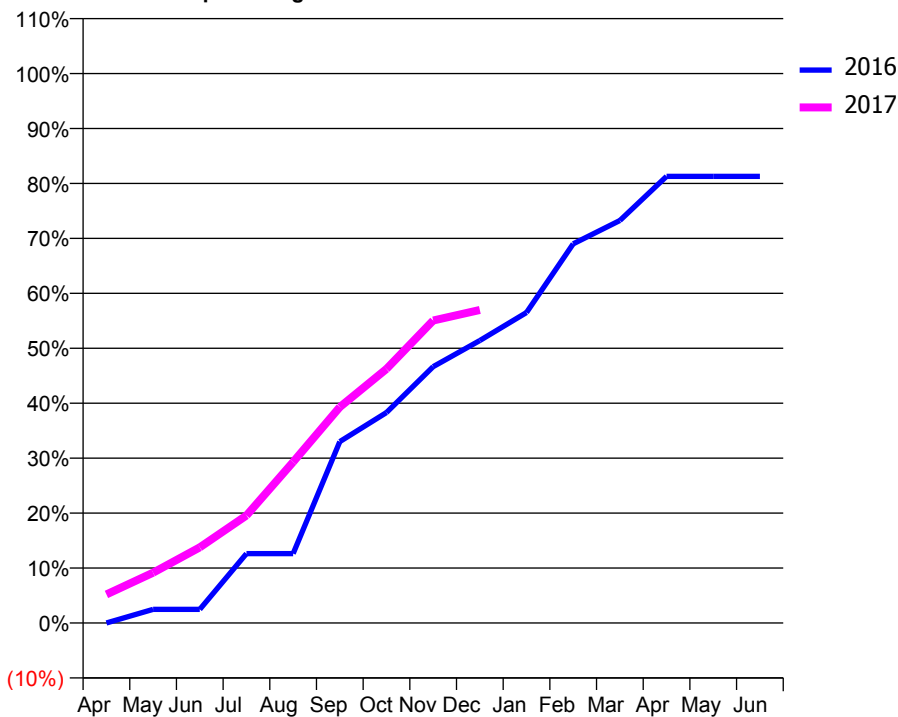
ACCESS*

Patients seen in 24 months	Total	Change since previous quarter
Quarter ending December 2015	354	
Quarter ending March 2016	355	→
Quarter ending June 2016	357	→
Quarter ending September 2016	339	↓
Quarter ending December 2016	325	↓
Variance since December 2015	(8.2%)	↓



ACTIVITY

Cumulative percentage of contracted UDA delivered 2016 & 2017



Adjusted Scheduled Activity (UDA)

Month	2016	2017
April	0	44
May	21	78
June	21	117
July	107	166
August	107	249
September	281	334
October	326	393
November	397	468
December	437	484
January	480	
February	587	
March	623	
April	691	
May	691	
June	691	

QUALITY

	Quantity	Base Number	Contract	AT	Region	England
% of FP17s for the same patient ID Re-attending within 3 months - Children	48	419	11.5%	11.4%	12.1%	12.4%
% of FP17s for the same patient ID Re-attending within 3 months - Adults	0	7	0.0%	14.8%	15.9%	16.6%
% of FP17s for the same patient ID Re-attending between 3 & 9 months - Children	279	419	66.6%	55.6%	58.6%	57.5%
% of FP17s for the same patient ID Re-attending between 3 & 9 months - Adults	0	7	0.0%	48.1%	51.5%	50.4%
% of FP17s for Band 1 Urgent Courses	21	362	5.8%	8.4%	8.0%	9.1%
% of FP17s Relating to Free Repair or Replacements	0	362	0.0%	0.7%	0.8%	0.8%
% of FP17s Relating to Continuations	3	362	0.8%	1.0%	1.2%	1.3%
% of Patients satisfied with the dentistry they have received	0	0	N/A	93.2%	92.8%	92.7%
% of Patients satisfied with the time they had to wait for an appointment	0	0	N/A	87.4%	89.2%	88.8%

* This is based on patients treated on this contract for their most recent course of treatment. Figures in italics indicate the base number of FP17s or Patient Questionnaire responses are less than 100. N/A is shown where the base number of responses is less than 10 during the period. % is calculated as Quantity/Base number*100

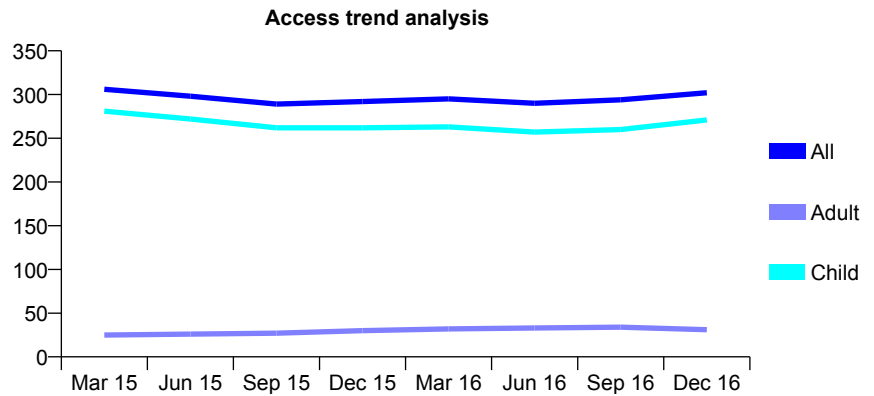
Q58 - Vital Signs At a Glance Contract Report for 576875/0001 - December 2016

Name or company name	MR M GREENSTEIN
Contract type name	GDS Contract
Purpose of contract	General
Contract start date	01/04/2006
Contract end date	

16/17 Contracted general activity (UDA)	548
Carry forward general activity (UDA)	5
16/17 Contracted orthodontic activity (UOA)	0
Carry forward orthodontic activity (UOA)	0
Baseline contract value	£10,861.80

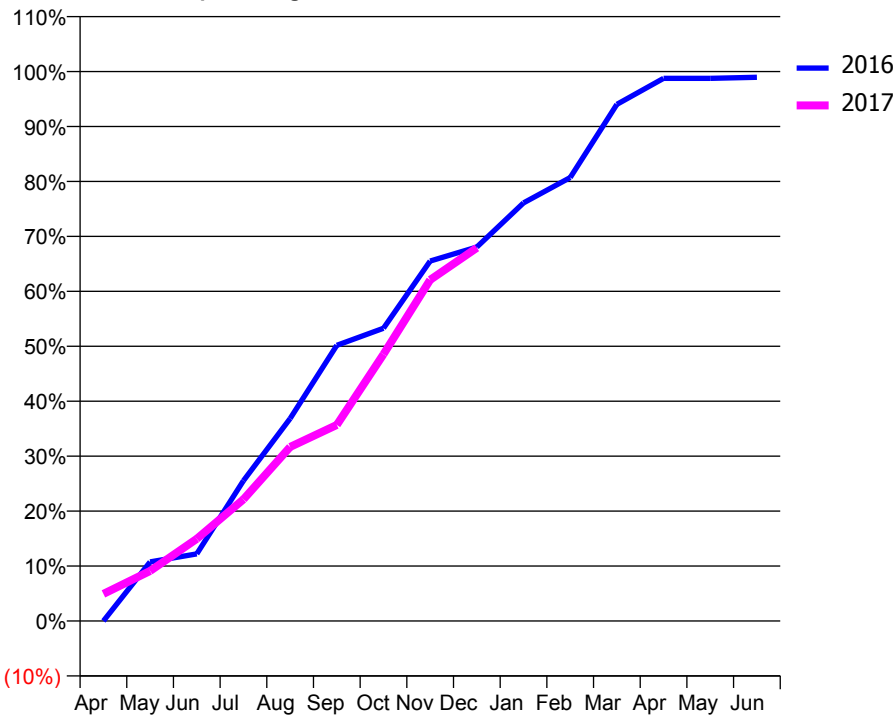
ACCESS*

Patients seen in 24 months	Total	Change since previous quarter
Quarter ending December 2015	292	
Quarter ending March 2016	295	→
Quarter ending June 2016	290	↓
Quarter ending September 2016	294	→
Quarter ending December 2016	302	↑
Variance since December 2015	3.4%	↑



ACTIVITY

Cumulative percentage of contracted UDA delivered 2016 & 2017



Month	Adjusted Scheduled Activity (UDA)	
	2016	2017
April	0	27
May	59	50
June	67	82
July	140	121
August	202	174
September	275	196
October	292	266
November	359	340
December	373	372
January	417	
February	442	
March	515	
April	541	
May	541	
June	542	

QUALITY

	Quantity	Base Number	Contract	AT	Region	England
% of FP17s for the same patient ID Re-attending within 3 months - Children	11	318	3.5%	11.4%	12.1%	12.4%
% of FP17s for the same patient ID Re-attending within 3 months - Adults	0	0	N/A	14.8%	15.9%	16.6%
% of FP17s for the same patient ID Re-attending between 3 & 9 months - Children	219	318	68.9%	55.6%	58.6%	57.5%
% of FP17s for the same patient ID Re-attending between 3 & 9 months - Adults	0	0	N/A	48.1%	51.5%	50.4%
% of FP17s for Band 1 Urgent Courses	6	293	2.0%	8.4%	8.0%	9.1%
% of FP17s Relating to Free Repair or Replacements	0	293	0.0%	0.7%	0.8%	0.8%
% of FP17s Relating to Continuations	1	293	0.3%	1.0%	1.2%	1.3%
% of Patients satisfied with the dentistry they have received	1	1	N/A	93.2%	92.8%	92.7%
% of Patients satisfied with the time they had to wait for an appointment	1	1	N/A	87.4%	89.2%	88.8%

* This is based on patients treated on this contract for their most recent course of treatment. Figures in italics indicate the base number of FP17s or Patient Questionnaire responses are less than 100. N/A is shown where the base number of responses is less than 10 during the period. % is calculated as Quantity/Base number*100

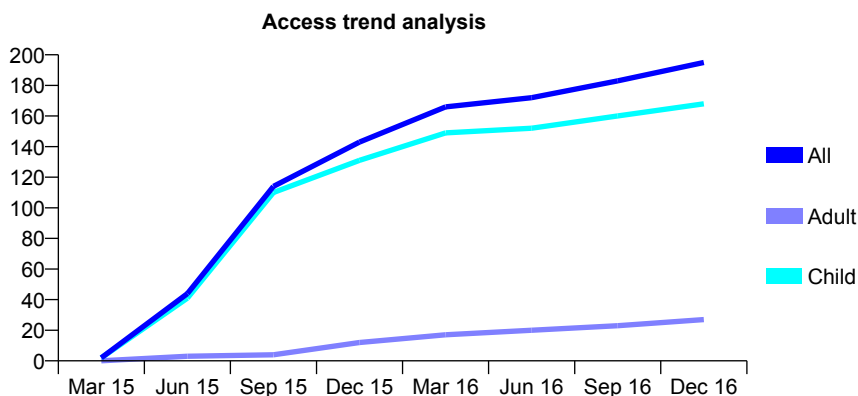
Q58 - Vital Signs At a Glance Contract Report for 624497/0002 - December 2016

Name or company name	MR JA HARRISON
Contract type name	GDS Contract
Purpose of contract	General
Contract start date	01/03/2015
Contract end date	

16/17 Contracted general activity (UDA)	660
Carry forward general activity (UDA)	16
16/17 Contracted orthodontic activity (UOA)	0
Carry forward orthodontic activity (UOA)	0
Baseline contract value	£15,561.33

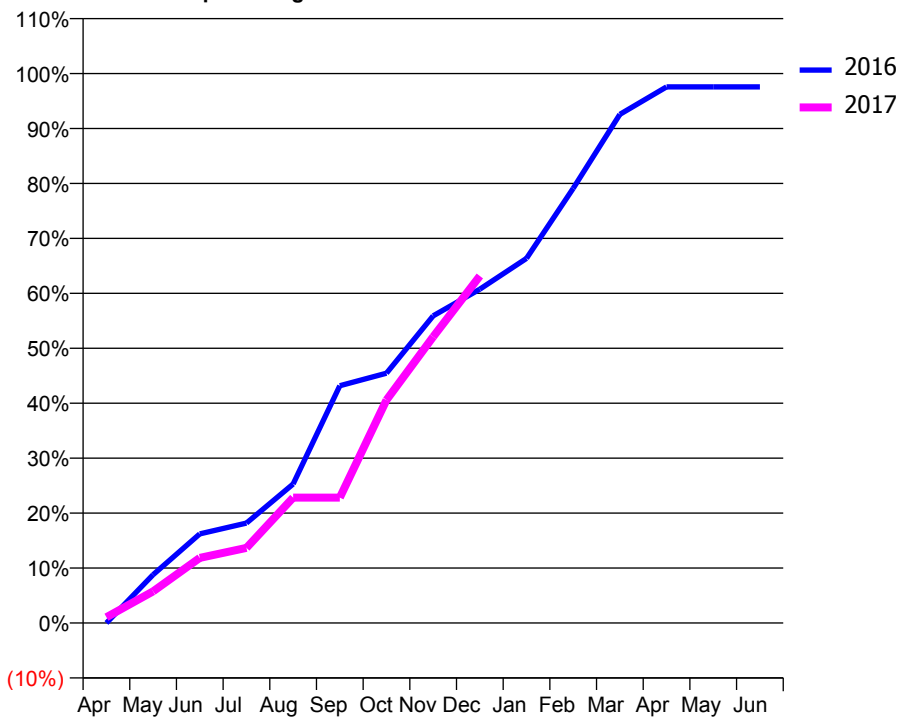
ACCESS*

Patients seen in 24 months	Total	Change since previous quarter
Quarter ending December 2015	143	
Quarter ending March 2016	166	↑
Quarter ending June 2016	172	↑
Quarter ending September 2016	183	↑
Quarter ending December 2016	195	↑
Variance since December 2015	36.4%	↑



ACTIVITY

Cumulative percentage of contracted UDA delivered 2016 & 2017



Month	Adjusted Scheduled Activity (UDA)	
	2016	2017
April	0	7
May	58	38
June	107	78
July	120	90
August	167	151
September	285	151
October	300	268
November	369	344
December	401	417
January	438	
February	522	
March	611	
April	644	
May	644	
June	644	

QUALITY

	Quantity	Base Number	Contract	AT	Region	England
% of FP17s for the same patient ID Re-attending within 3 months - Children	10	182	5.5%	11.4%	12.1%	12.4%
% of FP17s for the same patient ID Re-attending within 3 months - Adults	0	13	0.0%	14.8%	15.9%	16.6%
% of FP17s for the same patient ID Re-attending between 3 & 9 months - Children	109	182	59.9%	55.6%	58.6%	57.5%
% of FP17s for the same patient ID Re-attending between 3 & 9 months - Adults	7	13	53.8%	48.1%	51.5%	50.4%
% of FP17s for Band 1 Urgent Courses	4	184	2.2%	8.4%	8.0%	9.1%
% of FP17s Relating to Free Repair or Replacements	0	184	0.0%	0.7%	0.8%	0.8%
% of FP17s Relating to Continuations	0	184	0.0%	1.0%	1.2%	1.3%
% of Patients satisfied with the dentistry they have received	0	0	N/A	93.2%	92.8%	92.7%
% of Patients satisfied with the time they had to wait for an appointment	0	0	N/A	87.4%	89.2%	88.8%

* This is based on patients treated on this contract for their most recent course of treatment. Figures in italics indicate the base number of FP17s or Patient Questionnaire responses are less than 100. N/A is shown where the base number of responses is less than 10 during the period. % is calculated as Quantity/Base number*100

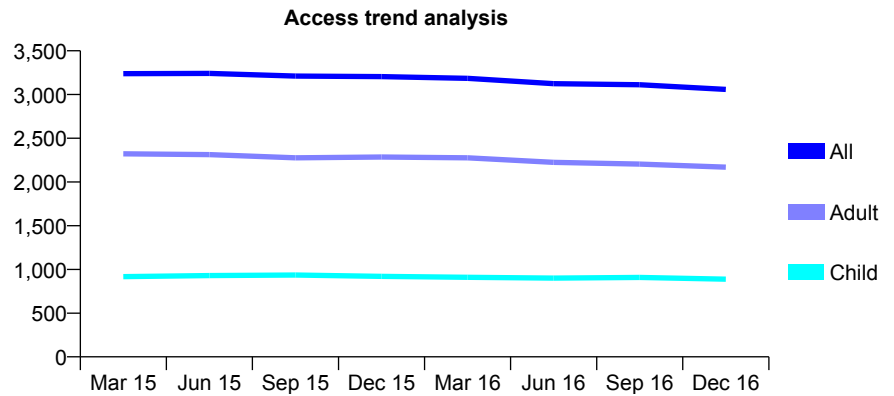
Q58 - Vital Signs At a Glance Contract Report for 624853/0001 - December 2016

Name or company name	MR AV BRAMWELL
Contract type name	GDS Contract
Purpose of contract	General
Contract start date	01/04/2006
Contract end date	

16/17 Contracted general activity (UDA)	7,747
Carry forward general activity (UDA)	271
16/17 Contracted orthodontic activity (UOA)	0
Carry forward orthodontic activity (UOA)	0
Baseline contract value	£174,275.49

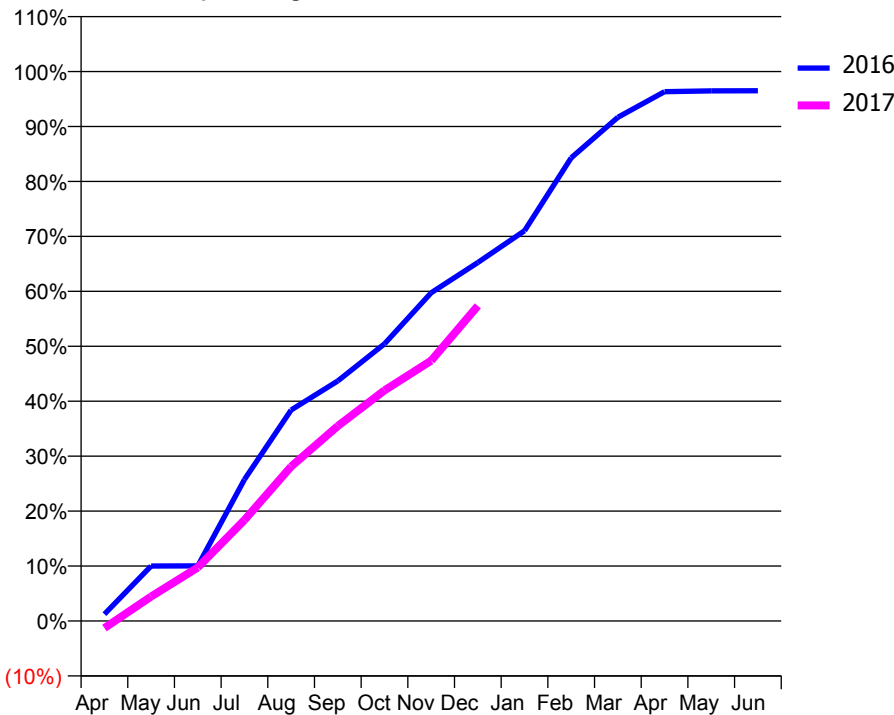
ACCESS*

Patients seen in 24 months	Total	Change since previous quarter
Quarter ending December 2015	3,205	
Quarter ending March 2016	3,185	→
Quarter ending June 2016	3,124	↓
Quarter ending September 2016	3,112	→
Quarter ending December 2016	3,058	↓
Variance since December 2015	(4.6%)	↓



ACTIVITY

Cumulative percentage of contracted UDA delivered 2016 & 2017



Month	Adjusted Scheduled Activity (UDA)	
	2016	2017
April	97	-100
May	775	344
June	777	755
July	1,996	1,425
August	2,974	2,177
September	3,385	2,749
October	3,907	3,252
November	4,627	3,670
December	5,053	4,443
January	5,503	
February	6,530	
March	7,101	
April	7,463	
May	7,474	
June	7,475	

QUALITY

	Quantity	Base Number	Contract	AT	Region	England
% of FP17s for the same patient ID Re-attending within 3 months - Children	53	824	6.4%	11.4%	12.1%	12.4%
% of FP17s for the same patient ID Re-attending within 3 months - Adults	417	2,165	19.3%	14.8%	15.9%	16.6%
% of FP17s for the same patient ID Re-attending between 3 & 9 months - Children	389	824	47.2%	55.6%	58.6%	57.5%
% of FP17s for the same patient ID Re-attending between 3 & 9 months - Adults	958	2,165	44.2%	48.1%	51.5%	50.4%
% of FP17s for Band 1 Urgent Courses	267	2,760	9.7%	8.4%	8.0%	9.1%
% of FP17s Relating to Free Repair or Replacements	28	2,760	1.0%	0.7%	0.8%	0.8%
% of FP17s Relating to Continuations	103	2,760	3.7%	1.0%	1.2%	1.3%
% of Patients satisfied with the dentistry they have received	4	4	N/A	93.2%	92.8%	92.7%
% of Patients satisfied with the time they had to wait for an appointment	4	4	N/A	87.4%	89.2%	88.8%

* This is based on patients treated on this contract for their most recent course of treatment. Figures in italics indicate the base number of FP17s or Patient Questionnaire responses are less than 100. N/A is shown where the base number of responses is less than 10 during the period. % is calculated as Quantity/Base number*100

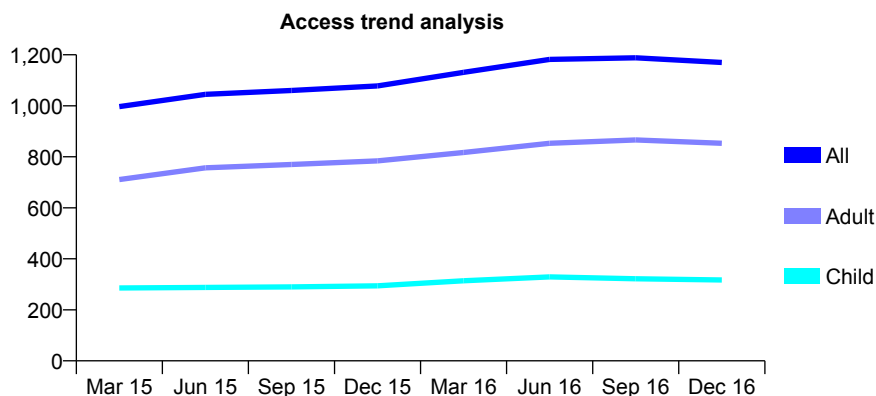
Q58 - Vital Signs At a Glance Contract Report for 625884/0001 - December 2016

Name or company name	MR P JACKSON
Contract type name	GDS Contract
Purpose of contract	General
Contract start date	01/04/2006
Contract end date	

16/17 Contracted general activity (UDA)	2,069
Carry forward general activity (UDA)	-13
16/17 Contracted orthodontic activity (UOA)	0
Carry forward orthodontic activity (UOA)	0
Baseline contract value	£50,851.68

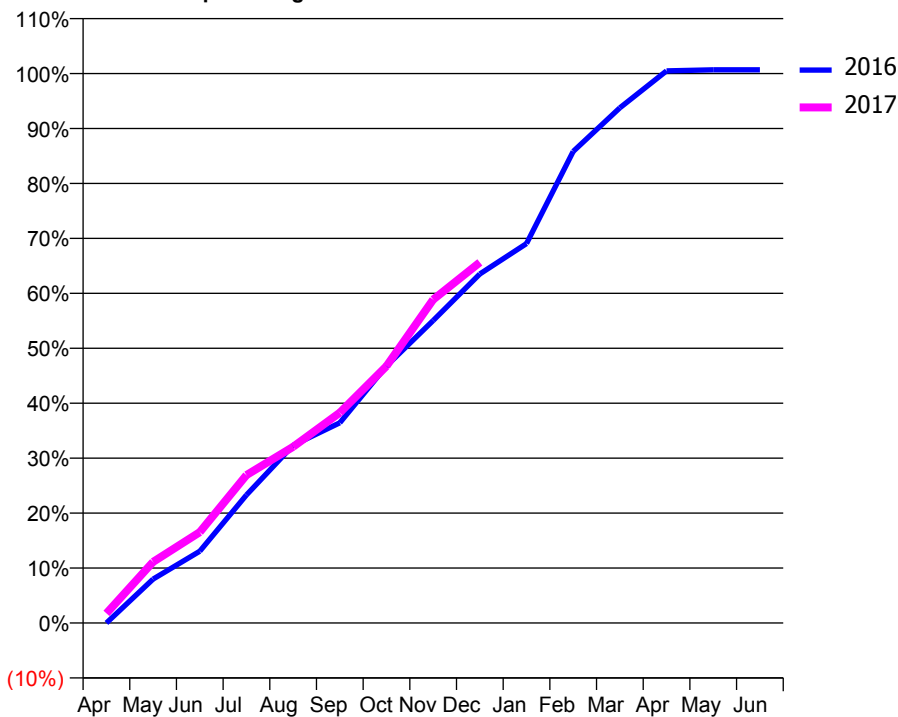
ACCESS*

Patients seen in 24 months	Total	Change since previous quarter
Quarter ending December 2015	1,078	
Quarter ending March 2016	1,131	↑
Quarter ending June 2016	1,182	↑
Quarter ending September 2016	1,188	→
Quarter ending December 2016	1,170	↓
Variance since December 2015	8.5%	↑



ACTIVITY

Cumulative percentage of contracted UDA delivered 2016 & 2017



Month	Adjusted Scheduled Activity (UDA)	
	2016	2017
April	0	36
May	165	230
June	270	342
July	482	557
August	669	664
September	754	792
October	968	967
November	1,139	1,218
December	1,314	1,358
January	1,429	
February	1,775	
March	1,940	
April	2,079	
May	2,083	
June	2,083	

QUALITY

	Quantity	Base Number	Contract	AT	Region	England
% of FP17s for the same patient ID Re-attending within 3 months - Children	24	378	6.3%	11.4%	12.1%	12.4%
% of FP17s for the same patient ID Re-attending within 3 months - Adults	204	896	22.8%	14.8%	15.9%	16.6%
% of FP17s for the same patient ID Re-attending between 3 & 9 months - Children	237	378	62.7%	55.6%	58.6%	57.5%
% of FP17s for the same patient ID Re-attending between 3 & 9 months - Adults	454	896	50.7%	48.1%	51.5%	50.4%
% of FP17s for Band 1 Urgent Courses	119	677	17.6%	8.4%	8.0%	9.1%
% of FP17s Relating to Free Repair or Replacements	2	677	0.3%	0.7%	0.8%	0.8%
% of FP17s Relating to Continuations	2	677	0.3%	1.0%	1.2%	1.3%
% of Patients satisfied with the dentistry they have received	1	1	N/A	93.2%	92.8%	92.7%
% of Patients satisfied with the time they had to wait for an appointment	1	1	N/A	87.4%	89.2%	88.8%

* This is based on patients treated on this contract for their most recent course of treatment. Figures in italics indicate the base number of FP17s or Patient Questionnaire responses are less than 100. N/A is shown where the base number of responses is less than 10 during the period. % is calculated as Quantity/Base number*100

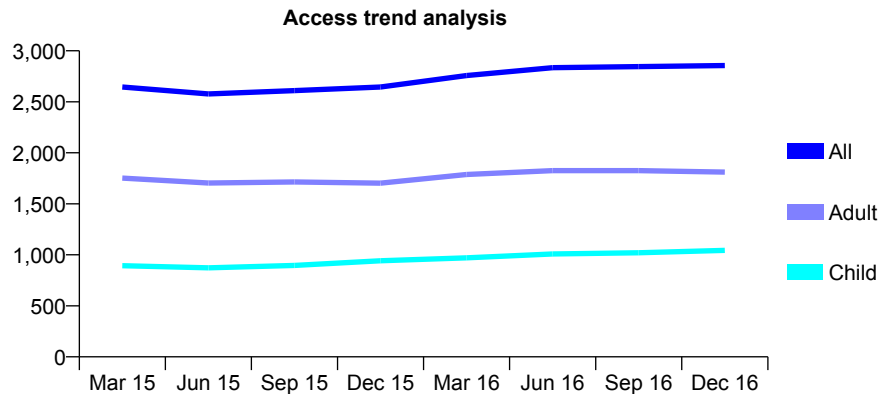
Q58 - Vital Signs At a Glance Contract Report for 631833/0001 - December 2016

Name or company name	MR SM JAGSI
Contract type name	GDS Contract
Purpose of contract	General
Contract start date	01/04/2006
Contract end date	

16/17 Contracted general activity (UDA)	10,312
Carry forward general activity (UDA)	394
16/17 Contracted orthodontic activity (UOA)	0
Carry forward orthodontic activity (UOA)	0
Baseline contract value	£324,610.44

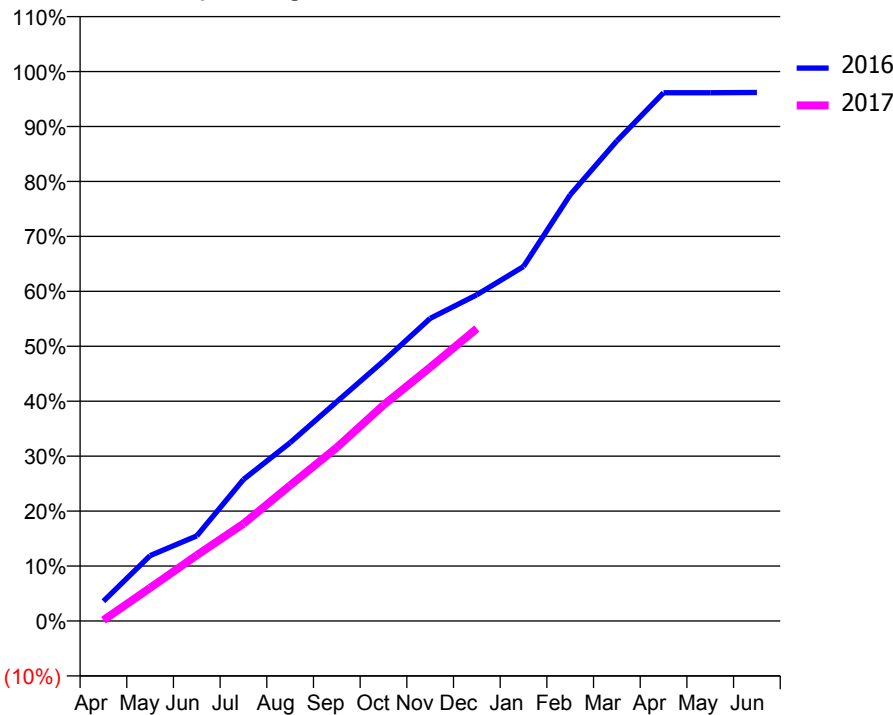
ACCESS*

Patients seen in 24 months	Total	Change since previous quarter
Quarter ending December 2015	2,645	
Quarter ending March 2016	2,758	↑
Quarter ending June 2016	2,834	↑
Quarter ending September 2016	2,845	→
Quarter ending December 2016	2,855	→
Variance since December 2015	7.9%	↑



ACTIVITY

Cumulative percentage of contracted UDA delivered 2016 & 2017



Month	Adjusted Scheduled Activity (UDA)	
	2016	2017
April	370	15
May	1,227	622
June	1,597	1,234
July	2,655	1,827
August	3,348	2,547
September	4,115	3,256
October	4,877	4,052
November	5,680	4,762
December	6,123	5,488
January	6,653	
February	7,998	
March	9,009	
April	9,912	
May	9,912	
June	9,917	

QUALITY

	Quantity	Base Number	Contract	AT	Region	England
% of FP17s for the same patient ID Re-attending within 3 months - Children	80	972	8.2%	11.4%	12.1%	12.4%
% of FP17s for the same patient ID Re-attending within 3 months - Adults	371	1,562	23.8%	14.8%	15.9%	16.6%
% of FP17s for the same patient ID Re-attending between 3 & 9 months - Children	408	972	42.0%	55.6%	58.6%	57.5%
% of FP17s for the same patient ID Re-attending between 3 & 9 months - Adults	462	1,562	29.6%	48.1%	51.5%	50.4%
% of FP17s for Band 1 Urgent Courses	512	2,324	22.0%	8.4%	8.0%	9.1%
% of FP17s Relating to Free Repair or Replacements	13	2,324	0.6%	0.7%	0.8%	0.8%
% of FP17s Relating to Continuations	33	2,324	1.4%	1.0%	1.2%	1.3%
% of Patients satisfied with the dentistry they have received	2	2	N/A	93.2%	92.8%	92.7%
% of Patients satisfied with the time they had to wait for an appointment	2	2	N/A	87.4%	89.2%	88.8%

* This is based on patients treated on this contract for their most recent course of treatment. Figures in italics indicate the base number of FP17s or Patient Questionnaire responses are less than 100. N/A is shown where the base number of responses is less than 10 during the period. % is calculated as Quantity/Base number*100

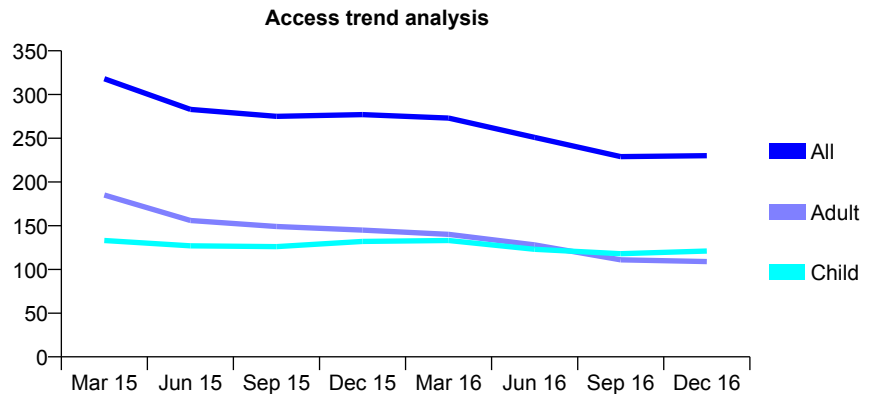
Q58 - Vital Signs At a Glance Contract Report for 636525/0001 - December 2016

Name or company name	MR RH GANATRA
Contract type name	GDS Contract
Purpose of contract	General
Contract start date	01/04/2006
Contract end date	

16/17 Contracted general activity (UDA)	500
Carry forward general activity (UDA)	0
16/17 Contracted orthodontic activity (UOA)	0
Carry forward orthodontic activity (UOA)	0
Baseline contract value	£14,137.06

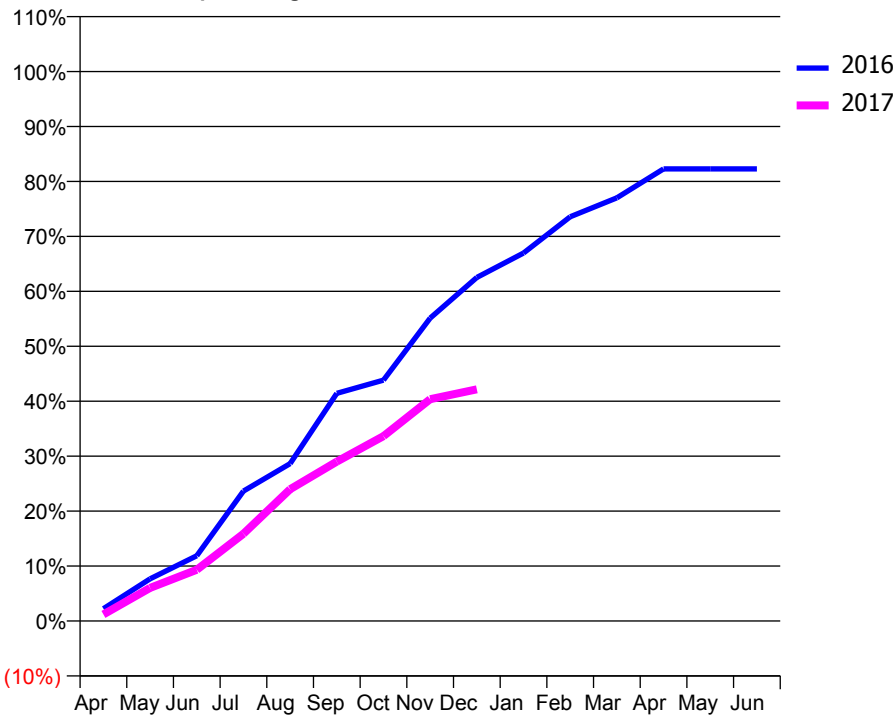
ACCESS*

Patients seen in 24 months	Total	Change since previous quarter
Quarter ending December 2015	277	
Quarter ending March 2016	273	↓
Quarter ending June 2016	251	↓
Quarter ending September 2016	229	↓
Quarter ending December 2016	230	→
Variance since December 2015	(17.0%)	↓



ACTIVITY

Cumulative percentage of contracted UDA delivered 2016 & 2017



Month	Adjusted Scheduled Activity (UDA)	
	2016	2017
April	11	6
May	38	30
June	59	47
July	118	79
August	143	120
September	207	145
October	219	168
November	276	202
December	313	211
January	335	
February	368	
March	385	
April	411	
May	411	
June	411	

QUALITY

	Quantity	Base Number	Contract	AT	Region	England
% of FP17s for the same patient ID Re-attending within 3 months - Children	1	99	1.0%	11.4%	12.1%	12.4%
% of FP17s for the same patient ID Re-attending within 3 months - Adults	3	88	3.4%	14.8%	15.9%	16.6%
% of FP17s for the same patient ID Re-attending between 3 & 9 months - Children	57	99	57.6%	55.6%	58.6%	57.5%
% of FP17s for the same patient ID Re-attending between 3 & 9 months - Adults	46	88	52.3%	48.1%	51.5%	50.4%
% of FP17s for Band 1 Urgent Courses	14	170	8.2%	8.4%	8.0%	9.1%
% of FP17s Relating to Free Repair or Replacements	0	170	0.0%	0.7%	0.8%	0.8%
% of FP17s Relating to Continuations	0	170	0.0%	1.0%	1.2%	1.3%
% of Patients satisfied with the dentistry they have received	0	0	N/A	93.2%	92.8%	92.7%
% of Patients satisfied with the time they had to wait for an appointment	0	0	N/A	87.4%	89.2%	88.8%

* This is based on patients treated on this contract for their most recent course of treatment. Figures in italics indicate the base number of FP17s or Patient Questionnaire responses are less than 100. N/A is shown where the base number of responses is less than 10 during the period. % is calculated as Quantity/Base number*100

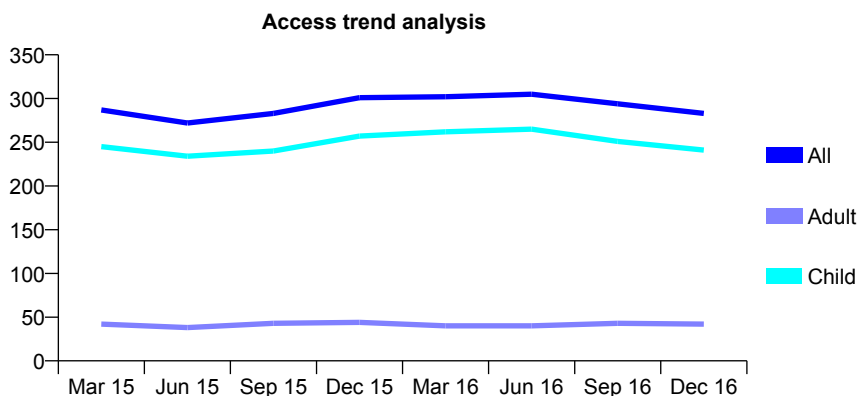
Q58 - Vital Signs At a Glance Contract Report for 638439/0001 - December 2016

Name or company name	MR B MILIJIC
Contract type name	GDS Contract
Purpose of contract	General
Contract start date	01/04/2006
Contract end date	

16/17 Contracted general activity (UDA)	710
Carry forward general activity (UDA)	0
16/17 Contracted orthodontic activity (UOA)	0
Carry forward orthodontic activity (UOA)	0
Baseline contract value	£17,959.64

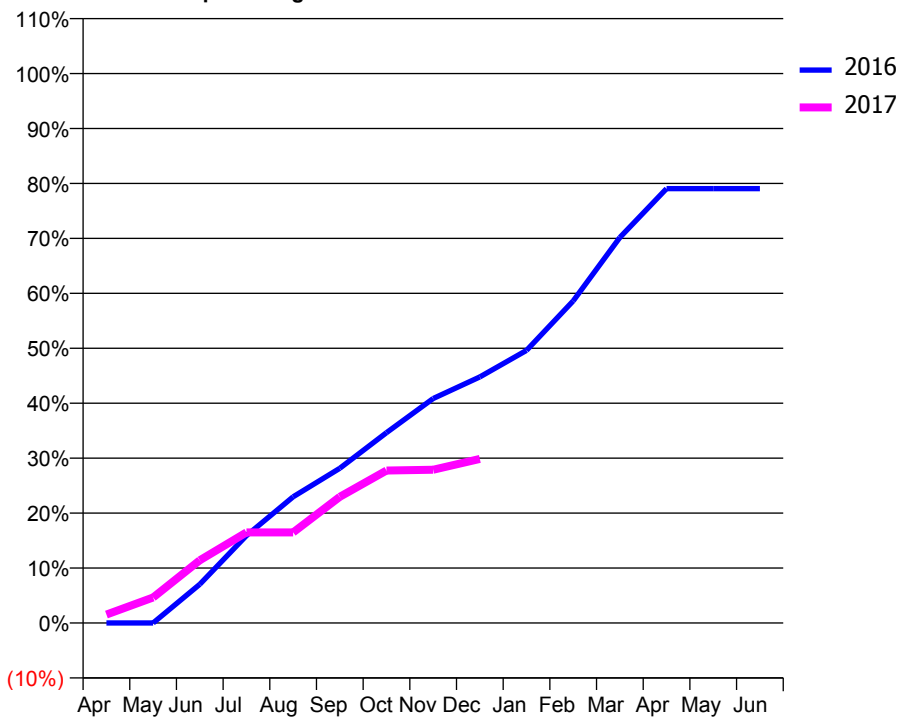
ACCESS*

Patients seen in 24 months	Total	Change since previous quarter
Quarter ending December 2015	301	
Quarter ending March 2016	302	→
Quarter ending June 2016	305	→
Quarter ending September 2016	294	↓
Quarter ending December 2016	283	↓
Variance since December 2015	(6.0%)	↓



ACTIVITY

Cumulative percentage of contracted UDA delivered 2016 & 2017



Adjusted Scheduled Activity (UDA)

Month	2016	2017
April	0	11
May	0	33
June	50	81
July	113	117
August	163	117
September	200	163
October	246	197
November	290	198
December	318	212
January	352	
February	416	
March	498	
April	561	
May	561	
June	561	

QUALITY

	Quantity	Base Number	Contract	AT	Region	England
% of FP17s for the same patient ID Re-attending within 3 months - Children	25	192	13.0%	11.4%	12.1%	12.4%
% of FP17s for the same patient ID Re-attending within 3 months - Adults	0	14	0.0%	14.8%	15.9%	16.6%
% of FP17s for the same patient ID Re-attending between 3 & 9 months - Children	87	192	45.3%	55.6%	58.6%	57.5%
% of FP17s for the same patient ID Re-attending between 3 & 9 months - Adults	8	14	57.1%	48.1%	51.5%	50.4%
% of FP17s for Band 1 Urgent Courses	0	170	0.0%	8.4%	8.0%	9.1%
% of FP17s Relating to Free Repair or Replacements	0	170	0.0%	0.7%	0.8%	0.8%
% of FP17s Relating to Continuations	0	170	0.0%	1.0%	1.2%	1.3%
% of Patients satisfied with the dentistry they have received	0	0	N/A	93.2%	92.8%	92.7%
% of Patients satisfied with the time they had to wait for an appointment	0	0	N/A	87.4%	89.2%	88.8%

* This is based on patients treated on this contract for their most recent course of treatment. Figures in italics indicate the base number of FP17s or Patient Questionnaire responses are less than 100. N/A is shown where the base number of responses is less than 10 during the period. % is calculated as Quantity/Base number*100

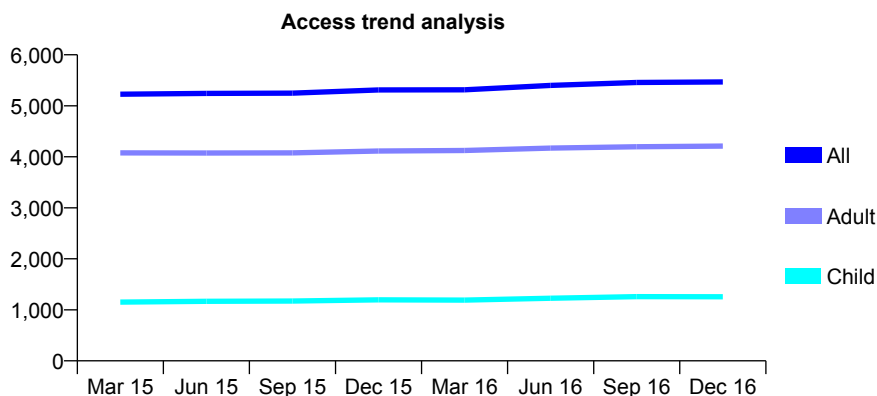
Q58 - Vital Signs At a Glance Contract Report for 643920/0001 - December 2016

Name or company name	MISS TA HAKIMJI
Contract type name	GDS Contract
Purpose of contract	General
Contract start date	01/03/2012
Contract end date	

16/17 Contracted general activity (UDA)	18,255
Carry forward general activity (UDA)	-365
16/17 Contracted orthodontic activity (UOA)	0
Carry forward orthodontic activity (UOA)	0
Baseline contract value	£411,574.27

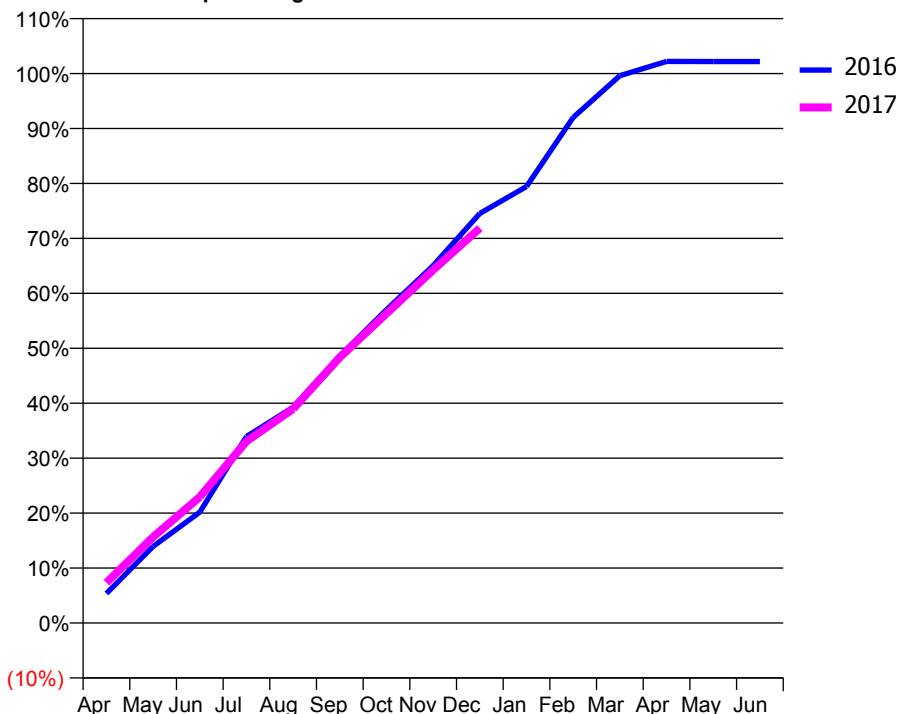
ACCESS*

Patients seen in 24 months	Total	Change since previous quarter
Quarter ending December 2015	5,310	
Quarter ending March 2016	5,313	→
Quarter ending June 2016	5,399	→
Quarter ending September 2016	5,457	→
Quarter ending December 2016	5,467	→
Variance since December 2015	3.0%	↑



ACTIVITY

Cumulative percentage of contracted UDA delivered 2016 & 2017



Adjusted Scheduled Activity (UDA)

Month	2016	2017
April	982	1,338
May	2,545	2,860
June	3,682	4,186
July	6,194	6,035
August	7,171	7,113
September	8,873	8,826
October	10,409	10,279
November	11,875	11,727
December	13,608	13,121
January	14,501	
February	16,796	
March	18,183	
April	18,656	
May	18,654	
June	18,654	

QUALITY

	Quantity	Base Number	Contract	AT	Region	England
% of FP17s for the same patient ID Re-attending within 3 months - Children	146	1,741	8.4%	11.4%	12.1%	12.4%
% of FP17s for the same patient ID Re-attending within 3 months - Adults	569	4,946	11.5%	14.8%	15.9%	16.6%
% of FP17s for the same patient ID Re-attending between 3 & 9 months - Children	1,207	1,741	69.3%	55.6%	58.6%	57.5%
% of FP17s for the same patient ID Re-attending between 3 & 9 months - Adults	3,122	4,946	63.1%	48.1%	51.5%	50.4%
% of FP17s for Band 1 Urgent Courses	350	6,432	5.4%	8.4%	8.0%	9.1%
% of FP17s Relating to Free Repair or Replacements	7	6,432	0.1%	0.7%	0.8%	0.8%
% of FP17s Relating to Continuations	95	6,432	1.5%	1.0%	1.2%	1.3%
% of Patients satisfied with the dentistry they have received	9	9	N/A	93.2%	92.8%	92.7%
% of Patients satisfied with the time they had to wait for an appointment	8	9	N/A	87.4%	89.2%	88.8%

* This is based on patients treated on this contract for their most recent course of treatment. Figures in italics indicate the base number of FP17s or Patient Questionnaire responses are less than 100. N/A is shown where the base number of responses is less than 10 during the period. % is calculated as Quantity/Base number*100

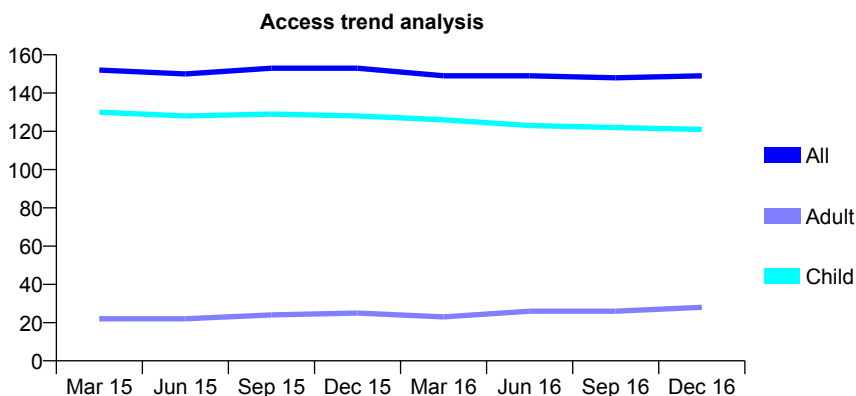
Q58 - Vital Signs At a Glance Contract Report for 649481/0001 - December 2016

Name or company name	MISS M DYTHAM
Contract type name	GDS Contract
Purpose of contract	General
Contract start date	01/04/2006
Contract end date	

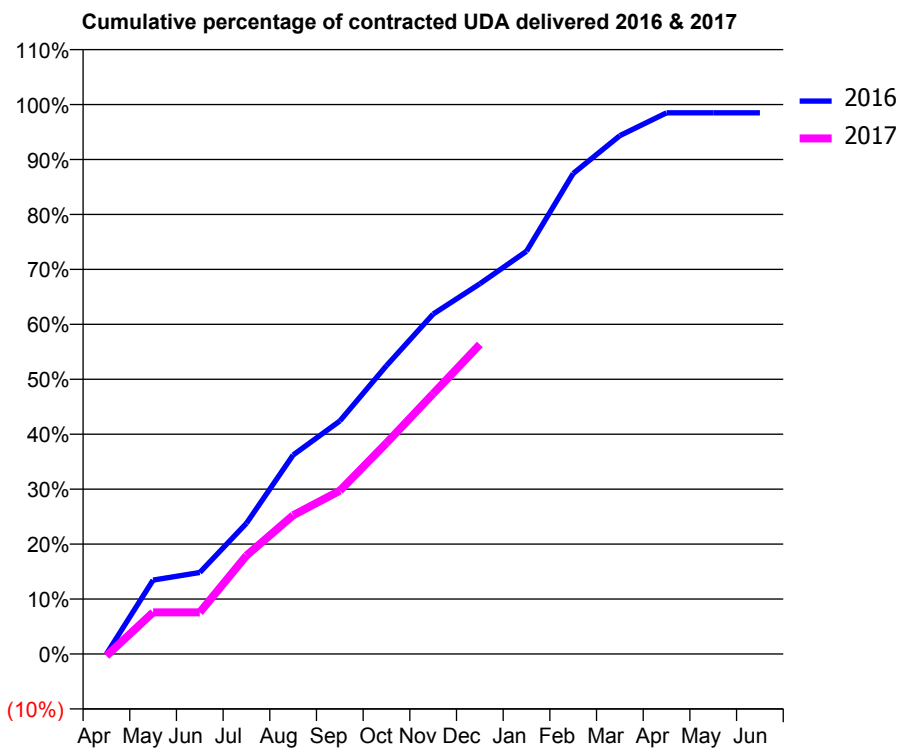
16/17 Contracted general activity (UDA)	290
Carry forward general activity (UDA)	4
16/17 Contracted orthodontic activity (UOA)	0
Carry forward orthodontic activity (UOA)	0
Baseline contract value	£6,370.46

ACCESS*

Patients seen in 24 months	Total	Change since previous quarter
Quarter ending December 2015	153	
Quarter ending March 2016	149	↓
Quarter ending June 2016	149	→
Quarter ending September 2016	148	→
Quarter ending December 2016	149	→
Variance since December 2015	(2.6%)	↓



ACTIVITY



Month	Adjusted Scheduled Activity (UDA)	
	2016	2017
April	0	-1
May	39	22
June	43	22
July	69	52
August	105	73
September	123	86
October	152	111
November	179	137
December	195	163
January	213	
February	254	
March	274	
April	286	
May	286	
June	286	

QUALITY

	Quantity	Base Number	Contract	AT	Region	England
% of FP17s for the same patient ID Re-attending within 3 months - Children	2	148	1.4%	11.4%	12.1%	12.4%
% of FP17s for the same patient ID Re-attending within 3 months - Adults	1	9	<i>11.1%</i>	14.8%	15.9%	16.6%
% of FP17s for the same patient ID Re-attending between 3 & 9 months - Children	117	148	79.1%	55.6%	58.6%	57.5%
% of FP17s for the same patient ID Re-attending between 3 & 9 months - Adults	6	9	66.7%	48.1%	51.5%	50.4%
% of FP17s for Band 1 Urgent Courses	2	147	1.4%	8.4%	8.0%	9.1%
% of FP17s Relating to Free Repair or Replacements	0	147	0.0%	0.7%	0.8%	0.8%
% of FP17s Relating to Continuations	0	147	0.0%	1.0%	1.2%	1.3%
% of Patients satisfied with the dentistry they have received	0	0	N/A	93.2%	92.8%	92.7%
% of Patients satisfied with the time they had to wait for an appointment	0	0	N/A	87.4%	89.2%	88.8%

* This is based on patients treated on this contract for their most recent course of treatment. Figures in italics indicate the base number of FP17s or Patient Questionnaire responses are less than 100. N/A is shown where the base number of responses is less than 10 during the period. % is calculated as Quantity/Base number*100

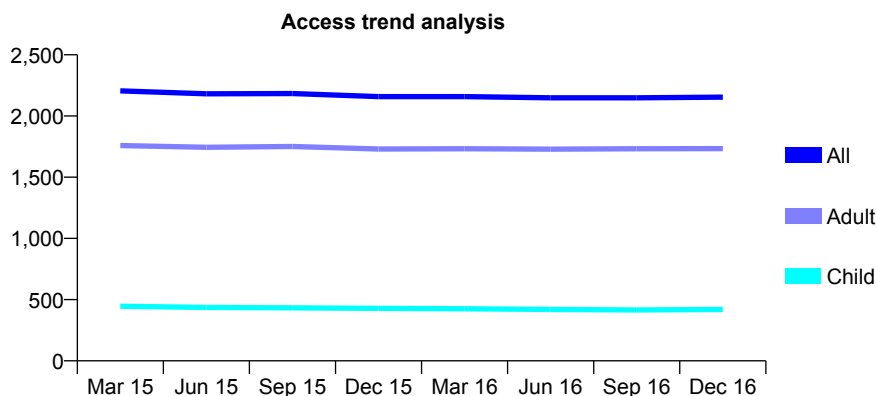
Q58 - Vital Signs At a Glance Contract Report for 650692/0001 - December 2016

Name or company name	MR AE DEITSCH
Contract type name	GDS Contract
Purpose of contract	General
Contract start date	01/04/2006
Contract end date	

16/17 Contracted general activity (UDA)	6,885
Carry forward general activity (UDA)	152
16/17 Contracted orthodontic activity (UOA)	0
Carry forward orthodontic activity (UOA)	0
Baseline contract value	£171,450.96

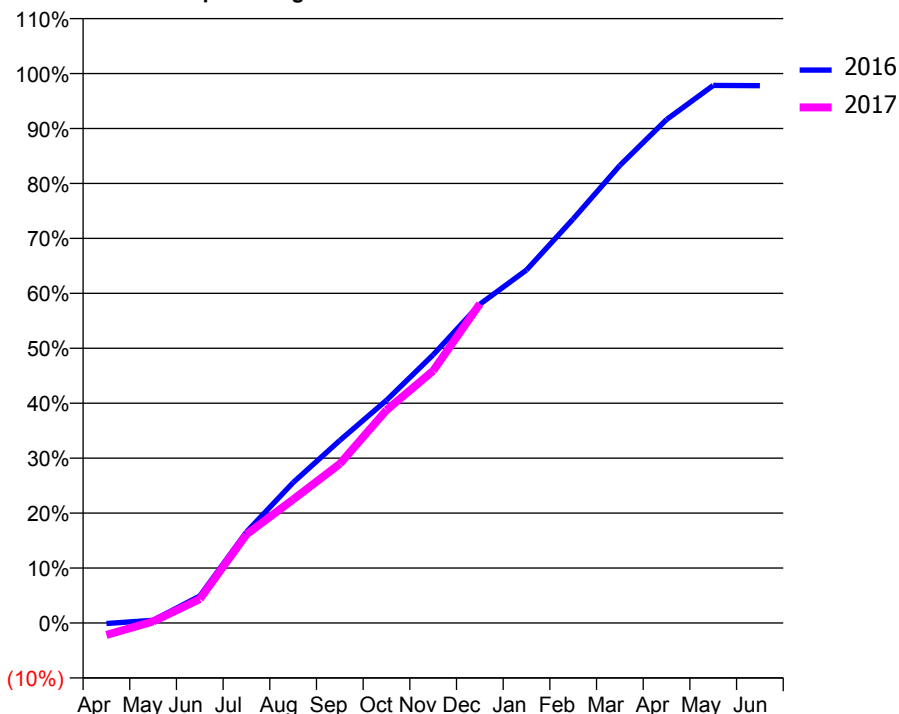
ACCESS*

Patients seen in 24 months	Total	Change since previous quarter
Quarter ending December 2015	2,159	
Quarter ending March 2016	2,158	→
Quarter ending June 2016	2,149	→
Quarter ending September 2016	2,149	→
Quarter ending December 2016	2,154	→
Variance since December 2015	(0.2%)	→



ACTIVITY

Cumulative percentage of contracted UDA delivered 2016 & 2017



Month	Adjusted Scheduled Activity (UDA)	
	2016	2017
April	-8	-152
May	34	19
June	338	300
July	1,140	1,111
August	1,760	1,549
September	2,289	1,994
October	2,791	2,668
November	3,362	3,161
December	3,994	3,999
January	4,423	
February	5,063	
March	5,733	
April	6,308	
May	6,735	
June	6,733	

QUALITY

	Quantity	Base Number	Contract	AT	Region	England
% of FP17s for the same patient ID Re-attending within 3 months - Children	35	466	7.5%	11.4%	12.1%	12.4%
% of FP17s for the same patient ID Re-attending within 3 months - Adults	430	2,080	20.7%	14.8%	15.9%	16.6%
% of FP17s for the same patient ID Re-attending between 3 & 9 months - Children	204	466	43.8%	55.6%	58.6%	57.5%
% of FP17s for the same patient ID Re-attending between 3 & 9 months - Adults	914	2,080	43.9%	48.1%	51.5%	50.4%
% of FP17s for Band 1 Urgent Courses	215	2,044	10.5%	8.4%	8.0%	9.1%
% of FP17s Relating to Free Repair or Replacements	36	2,044	1.8%	0.7%	0.8%	0.8%
% of FP17s Relating to Continuations	48	2,044	2.3%	1.0%	1.2%	1.3%
% of Patients satisfied with the dentistry they have received	1	2	N/A	93.2%	92.8%	92.7%
% of Patients satisfied with the time they had to wait for an appointment	2	2	N/A	87.4%	89.2%	88.8%

* This is based on patients treated on this contract for their most recent course of treatment. Figures in italics indicate the base number of FP17s or Patient Questionnaire responses are less than 100. N/A is shown where the base number of responses is less than 10 during the period. % is calculated as Quantity/Base number*100

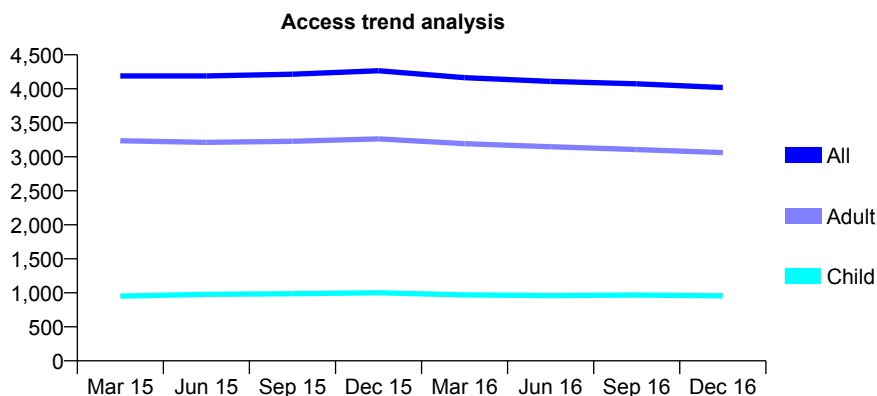
Q58 - Vital Signs At a Glance Contract Report for 657050/0001 - December 2016

Name or company name	MR ME FRIEDMANN
Contract type name	GDS Contract
Purpose of contract	General
Contract start date	01/04/2006
Contract end date	

16/17 Contracted general activity (UDA)	11,624
Carry forward general activity (UDA)	-181
16/17 Contracted orthodontic activity (UOA)	0
Carry forward orthodontic activity (UOA)	0
Baseline contract value	£279,806.01

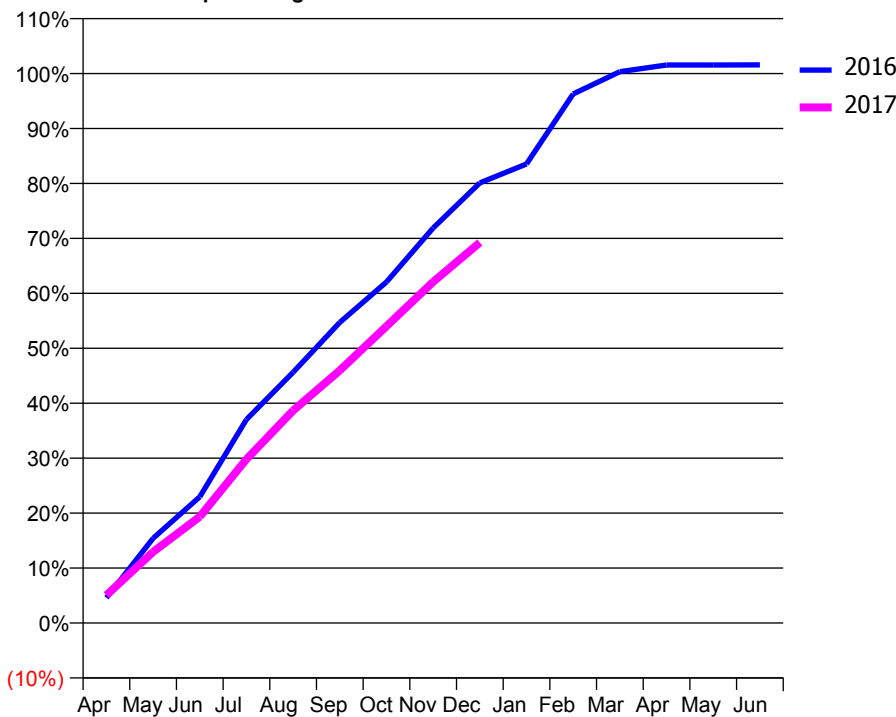
ACCESS*

Patients seen in 24 months	Total	Change since previous quarter
Quarter ending December 2015	4,265	
Quarter ending March 2016	4,163	↓
Quarter ending June 2016	4,108	↓
Quarter ending September 2016	4,074	→
Quarter ending December 2016	4,018	↓
Variance since December 2015	(5.8%)	↓



ACTIVITY

Cumulative percentage of contracted UDA delivered 2016 & 2017



Month	Adjusted Scheduled Activity (UDA)	
	2016	2017
April	535	588
May	1,793	1,505
June	2,669	2,250
July	4,306	3,466
August	5,305	4,494
September	6,360	5,345
October	7,214	6,278
November	8,356	7,217
December	9,311	8,050
January	9,710	
February	11,192	
March	11,662	
April	11,805	
May	11,805	
June	11,806	

QUALITY

	Quantity	Base Number	Contract	AT	Region	England
% of FP17s for the same patient ID Re-attending within 3 months - Children	73	1,074	6.8%	11.4%	12.1%	12.4%
% of FP17s for the same patient ID Re-attending within 3 months - Adults	459	3,462	13.3%	14.8%	15.9%	16.6%
% of FP17s for the same patient ID Re-attending between 3 & 9 months - Children	554	1,074	51.6%	55.6%	58.6%	57.5%
% of FP17s for the same patient ID Re-attending between 3 & 9 months - Adults	2,010	3,462	58.1%	48.1%	51.5%	50.4%
% of FP17s for Band 1 Urgent Courses	447	4,487	10.0%	8.4%	8.0%	9.1%
% of FP17s Relating to Free Repair or Replacements	44	4,487	1.0%	0.7%	0.8%	0.8%
% of FP17s Relating to Continuations	29	4,487	0.6%	1.0%	1.2%	1.3%
% of Patients satisfied with the dentistry they have received	11	11	100.0%	93.2%	92.8%	92.7%
% of Patients satisfied with the time they had to wait for an appointment	11	11	100.0%	87.4%	89.2%	88.8%

* This is based on patients treated on this contract for their most recent course of treatment. Figures in italics indicate the base number of FP17s or Patient Questionnaire responses are less than 100. N/A is shown where the base number of responses is less than 10 during the period. % is calculated as Quantity/Base number*100

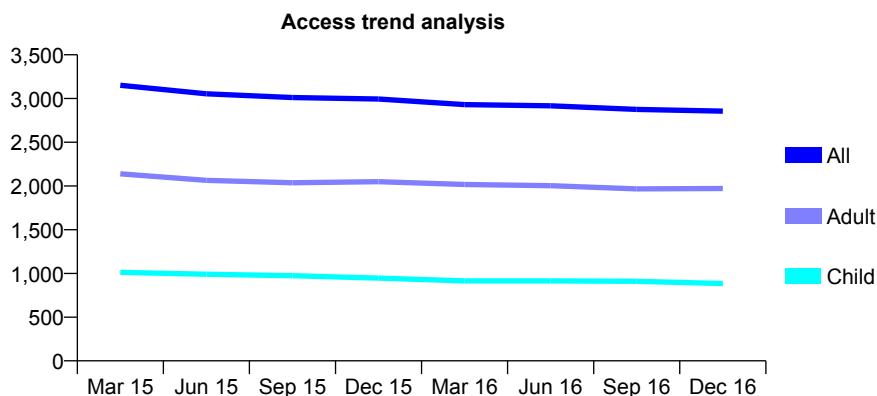
Q58 - Vital Signs At a Glance Contract Report for 658189/0002 - December 2016

Name or company name	MR MP BROOKS
Contract type name	GDS Contract
Purpose of contract	General
Contract start date	01/04/2007
Contract end date	

16/17 Contracted general activity (UDA)	7,883
Carry forward general activity (UDA)	-40
16/17 Contracted orthodontic activity (UOA)	0
Carry forward orthodontic activity (UOA)	0
Baseline contract value	£168,656.09

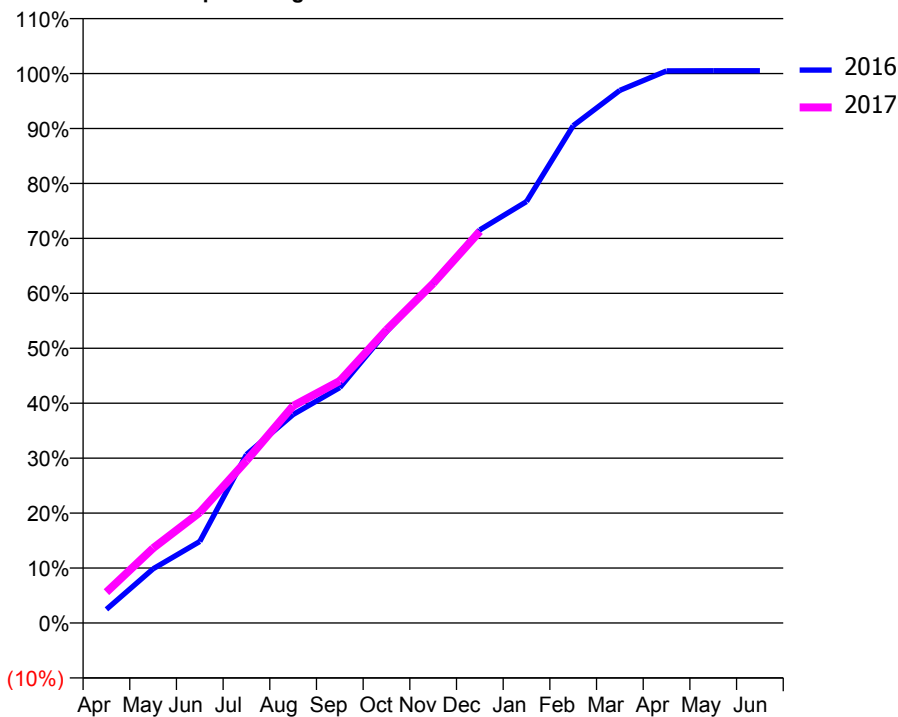
ACCESS*

Patients seen in 24 months	Total	Change since previous quarter
Quarter ending December 2015	2,995	
Quarter ending March 2016	2,931	↓
Quarter ending June 2016	2,917	→
Quarter ending September 2016	2,875	↓
Quarter ending December 2016	2,855	→
Variance since December 2015	(4.7%)	↓



ACTIVITY

Cumulative percentage of contracted UDA delivered 2016 & 2017



Month	Adjusted Scheduled Activity (UDA)	
	2016	2017
April	196	442
May	778	1,075
June	1,170	1,587
July	2,417	2,330
August	2,991	3,115
September	3,378	3,472
October	4,179	4,206
November	4,880	4,872
December	5,641	5,620
January	6,046	
February	7,134	
March	7,641	
April	7,921	
May	7,922	
June	7,923	

QUALITY

	Quantity	Base Number	Contract	AT	Region	England
% of FP17s for the same patient ID Re-attending within 3 months - Children	53	1,054	5.0%	11.4%	12.1%	12.4%
% of FP17s for the same patient ID Re-attending within 3 months - Adults	359	2,296	15.6%	14.8%	15.9%	16.6%
% of FP17s for the same patient ID Re-attending between 3 & 9 months - Children	594	1,054	56.4%	55.6%	58.6%	57.5%
% of FP17s for the same patient ID Re-attending between 3 & 9 months - Adults	1,362	2,296	59.3%	48.1%	51.5%	50.4%
% of FP17s for Band 1 Urgent Courses	141	3,223	4.4%	8.4%	8.0%	9.1%
% of FP17s Relating to Free Repair or Replacements	51	3,223	1.6%	0.7%	0.8%	0.8%
% of FP17s Relating to Continuations	29	3,223	0.9%	1.0%	1.2%	1.3%
% of Patients satisfied with the dentistry they have received	1	2	N/A	93.2%	92.8%	92.7%
% of Patients satisfied with the time they had to wait for an appointment	1	2	N/A	87.4%	89.2%	88.8%

* This is based on patients treated on this contract for their most recent course of treatment. Figures in italics indicate the base number of FP17s or Patient Questionnaire responses are less than 100. N/A is shown where the base number of responses is less than 10 during the period. % is calculated as Quantity/Base number*100

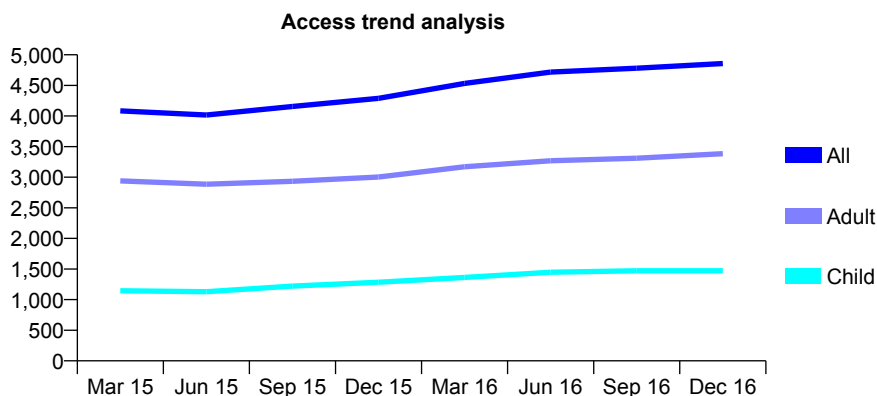
Q58 - Vital Signs At a Glance Contract Report for 658332/0001 - December 2016

Name or company name	MR SN PATEL
Contract type name	GDS Contract
Purpose of contract	General
Contract start date	01/04/2006
Contract end date	

16/17 Contracted general activity (UDA)	13,020
Carry forward general activity (UDA)	3
16/17 Contracted orthodontic activity (UOA)	0
Carry forward orthodontic activity (UOA)	0
Baseline contract value	£384,672.68

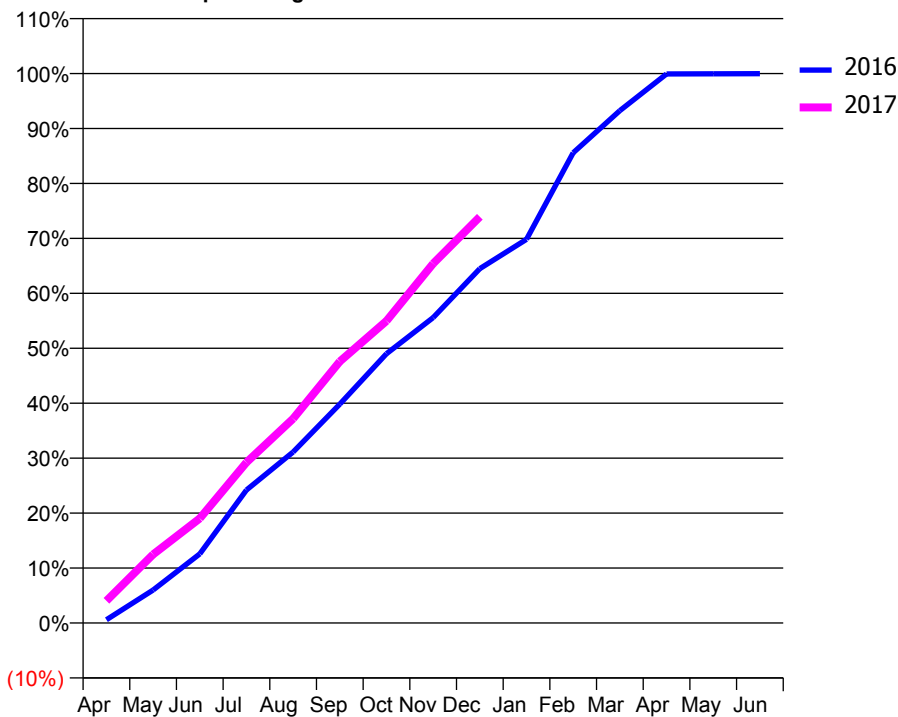
ACCESS*

Patients seen in 24 months	Total	Change since previous quarter
Quarter ending December 2015	4,288	
Quarter ending March 2016	4,533	↑
Quarter ending June 2016	4,718	↑
Quarter ending September 2016	4,782	→
Quarter ending December 2016	4,857	→
Variance since December 2015	13.3%	↑



ACTIVITY

Cumulative percentage of contracted UDA delivered 2016 & 2017



Month	Adjusted Scheduled Activity (UDA)	
	2016	2017
April	75	526
May	754	1,626
June	1,582	2,479
July	3,044	3,807
August	3,913	4,842
September	5,007	6,197
October	6,161	7,157
November	6,989	8,517
December	8,108	9,625
January	8,779	
February	10,760	
March	11,723	
April	12,562	
May	12,566	
June	12,569	

QUALITY

	Quantity	Base Number	Contract	AT	Region	England
% of FP17s for the same patient ID Re-attending within 3 months - Children	89	1,324	6.7%	11.4%	12.1%	12.4%
% of FP17s for the same patient ID Re-attending within 3 months - Adults	501	3,030	16.5%	14.8%	15.9%	16.6%
% of FP17s for the same patient ID Re-attending between 3 & 9 months - Children	459	1,324	34.7%	55.6%	58.6%	57.5%
% of FP17s for the same patient ID Re-attending between 3 & 9 months - Adults	1,066	3,030	35.2%	48.1%	51.5%	50.4%
% of FP17s for Band 1 Urgent Courses	510	4,074	12.5%	8.4%	8.0%	9.1%
% of FP17s Relating to Free Repair or Replacements	8	4,074	0.2%	0.7%	0.8%	0.8%
% of FP17s Relating to Continuations	35	4,074	0.9%	1.0%	1.2%	1.3%
% of Patients satisfied with the dentistry they have received	6	6	N/A	93.2%	92.8%	92.7%
% of Patients satisfied with the time they had to wait for an appointment	5	6	N/A	87.4%	89.2%	88.8%

* This is based on patients treated on this contract for their most recent course of treatment. Figures in italics indicate the base number of FP17s or Patient Questionnaire responses are less than 100. N/A is shown where the base number of responses is less than 10 during the period. % is calculated as Quantity/Base number*100

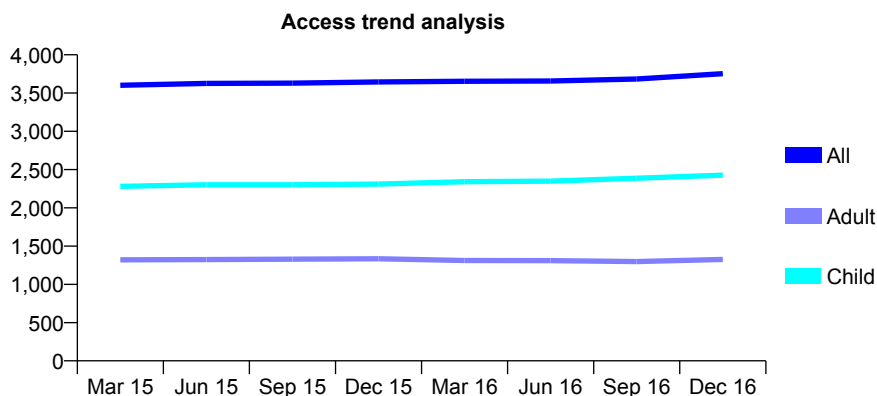
Q58 - Vital Signs At a Glance Contract Report for 660035/0001 - December 2016

Name or company name	MISS PE DESMOND
Contract type name	GDS Contract
Purpose of contract	General
Contract start date	01/04/2006
Contract end date	

16/17 Contracted general activity (UDA)	9,000
Carry forward general activity (UDA)	0
16/17 Contracted orthodontic activity (UOA)	0
Carry forward orthodontic activity (UOA)	0
Baseline contract value	£225,124.16

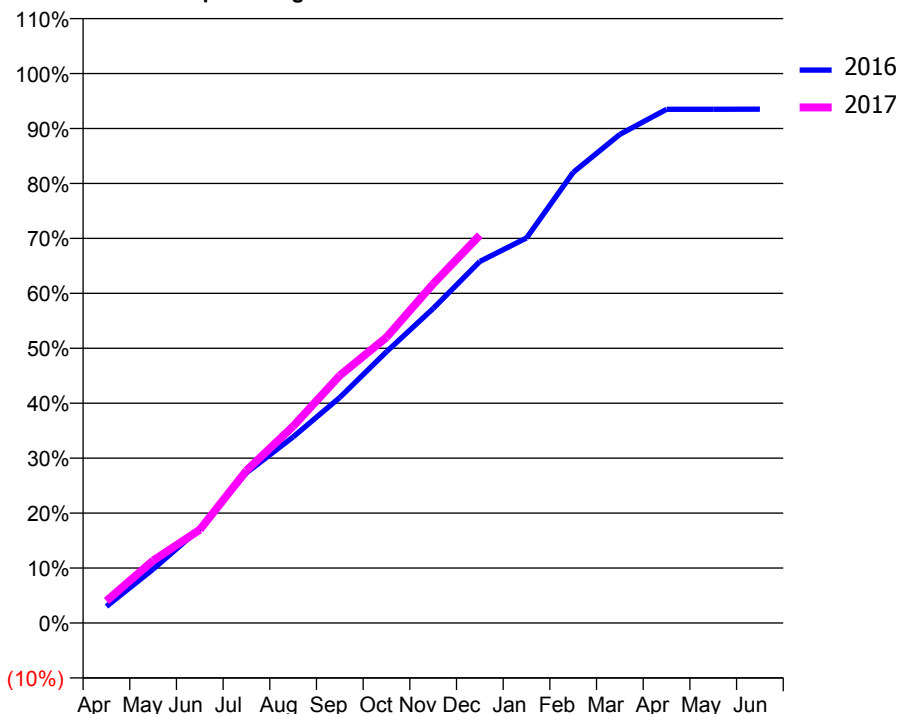
ACCESS*

Patients seen in 24 months	Total	Change since previous quarter
Quarter ending December 2015	3,646	
Quarter ending March 2016	3,654	→
Quarter ending June 2016	3,658	→
Quarter ending September 2016	3,684	→
Quarter ending December 2016	3,753	→
Variance since December 2015	2.9%	↑



ACTIVITY

Cumulative percentage of contracted UDA delivered 2016 & 2017



Month	Adjusted Scheduled Activity (UDA)	
	2016	2017
April	273	360
May	881	1,023
June	1,545	1,528
July	2,461	2,498
August	3,048	3,222
September	3,695	4,054
October	4,444	4,679
November	5,150	5,555
December	5,923	6,352
January	6,306	
February	7,382	
March	8,002	
April	8,414	
May	8,415	
June	8,416	

QUALITY

	Quantity	Base Number	Contract	AT	Region	England
% of FP17s for the same patient ID Re-attending within 3 months - Children	176	2,572	6.8%	11.4%	12.1%	12.4%
% of FP17s for the same patient ID Re-attending within 3 months - Adults	304	1,281	23.7%	14.8%	15.9%	16.6%
% of FP17s for the same patient ID Re-attending between 3 & 9 months - Children	1,169	2,572	45.5%	55.6%	58.6%	57.5%
% of FP17s for the same patient ID Re-attending between 3 & 9 months - Adults	625	1,281	48.8%	48.1%	51.5%	50.4%
% of FP17s for Band 1 Urgent Courses	196	3,636	5.4%	8.4%	8.0%	9.1%
% of FP17s Relating to Free Repair or Replacements	0	3,636	0.0%	0.7%	0.8%	0.8%
% of FP17s Relating to Continuations	100	3,636	2.8%	1.0%	1.2%	1.3%
% of Patients satisfied with the dentistry they have received	3	3	N/A	93.2%	92.8%	92.7%
% of Patients satisfied with the time they had to wait for an appointment	3	3	N/A	87.4%	89.2%	88.8%

* This is based on patients treated on this contract for their most recent course of treatment. Figures in italics indicate the base number of FP17s or Patient Questionnaire responses are less than 100. N/A is shown where the base number of responses is less than 10 during the period. % is calculated as Quantity/Base number*100

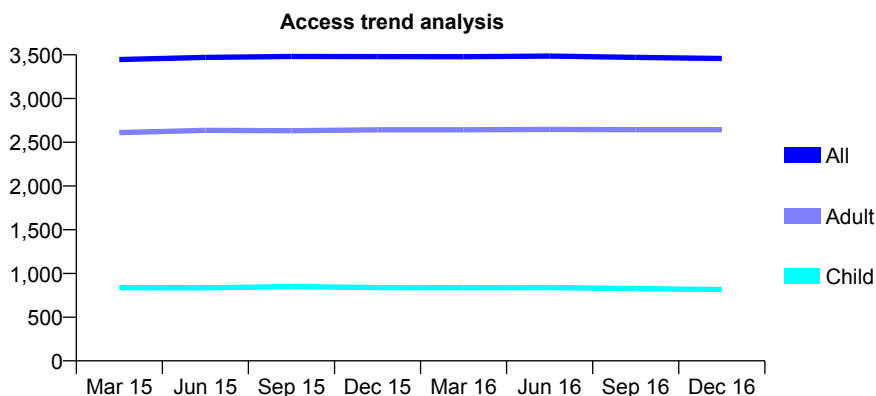
Q58 - Vital Signs At a Glance Contract Report for 660361/0001 - December 2016

Name or company name	MRS SK RAJANI
Contract type name	GDS Contract
Purpose of contract	General
Contract start date	01/04/2006
Contract end date	

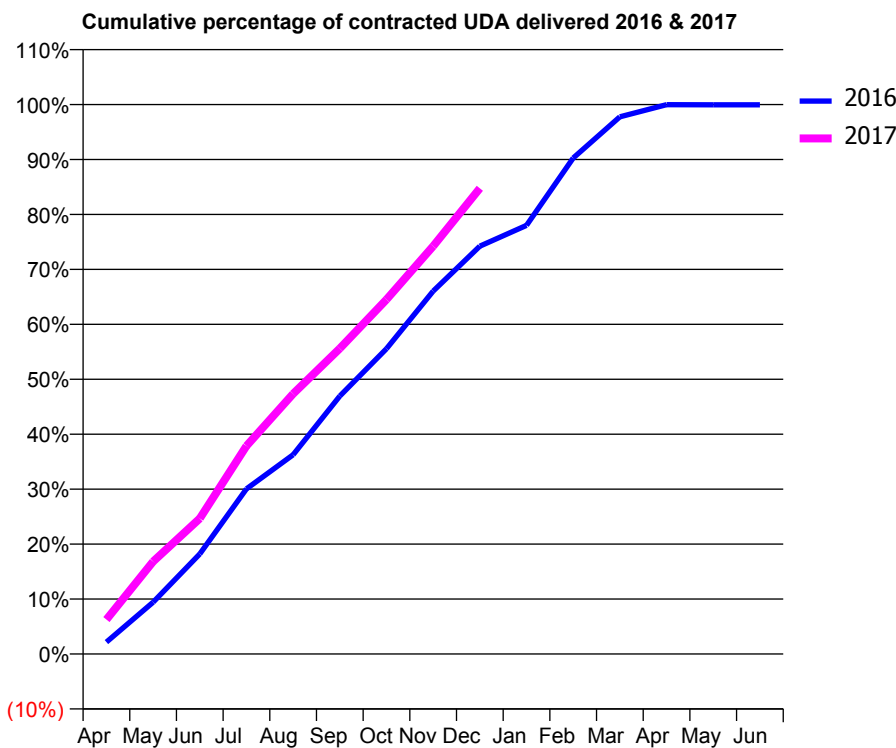
16/17 Contracted general activity (UDA)	11,012
Carry forward general activity (UDA)	7
16/17 Contracted orthodontic activity (UOA)	0
Carry forward orthodontic activity (UOA)	0
Baseline contract value	£277,823.81

ACCESS*

Patients seen in 24 months	Total	Change since previous quarter
Quarter ending December 2015	3,480	
Quarter ending March 2016	3,478	→
Quarter ending June 2016	3,485	→
Quarter ending September 2016	3,470	→
Quarter ending December 2016	3,458	→
Variance since December 2015	(0.6%)	→



ACTIVITY



Month	Adjusted Scheduled Activity (UDA)	
	2016	2017
April	238	690
May	1,038	1,852
June	2,005	2,716
July	3,309	4,169
August	3,995	5,215
September	5,169	6,122
October	6,118	7,104
November	7,271	8,172
December	8,172	9,332
January	8,591	
February	9,938	
March	10,766	
April	11,008	
May	11,005	
June	11,005	

QUALITY

	Quantity	Base Number	Contract	AT	Region	England
% of FP17s for the same patient ID Re-attending within 3 months - Children	115	888	13.0%	11.4%	12.1%	12.4%
% of FP17s for the same patient ID Re-attending within 3 months - Adults	551	2,872	19.2%	14.8%	15.9%	16.6%
% of FP17s for the same patient ID Re-attending between 3 & 9 months - Children	451	888	50.8%	55.6%	58.6%	57.5%
% of FP17s for the same patient ID Re-attending between 3 & 9 months - Adults	1,375	2,872	47.9%	48.1%	51.5%	50.4%
% of FP17s for Band 1 Urgent Courses	362	3,648	9.9%	8.4%	8.0%	9.1%
% of FP17s Relating to Free Repair or Replacements	0	3,648	0.0%	0.7%	0.8%	0.8%
% of FP17s Relating to Continuations	100	3,648	2.7%	1.0%	1.2%	1.3%
% of Patients satisfied with the dentistry they have received	6	7	N/A	93.2%	92.8%	92.7%
% of Patients satisfied with the time they had to wait for an appointment	7	7	N/A	87.4%	89.2%	88.8%

* This is based on patients treated on this contract for their most recent course of treatment. Figures in italics indicate the base number of FP17s or Patient Questionnaire responses are less than 100. N/A is shown where the base number of responses is less than 10 during the period. % is calculated as Quantity/Base number*100

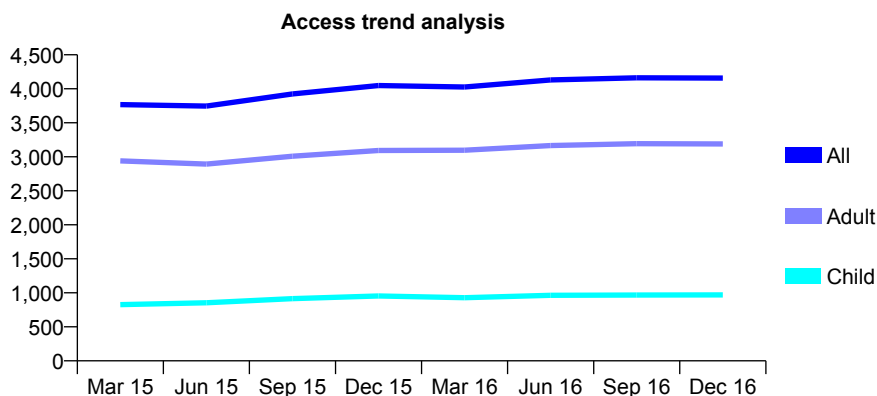
Q58 - Vital Signs At a Glance Contract Report for 673110/0001 - December 2016

Name or company name	MR MH BALKHI
Contract type name	GDS Contract
Purpose of contract	General
Contract start date	01/04/2006
Contract end date	

16/17 Contracted general activity (UDA)	8,940
Carry forward general activity (UDA)	-146
16/17 Contracted orthodontic activity (UOA)	0
Carry forward orthodontic activity (UOA)	0
Baseline contract value	£220,466.43

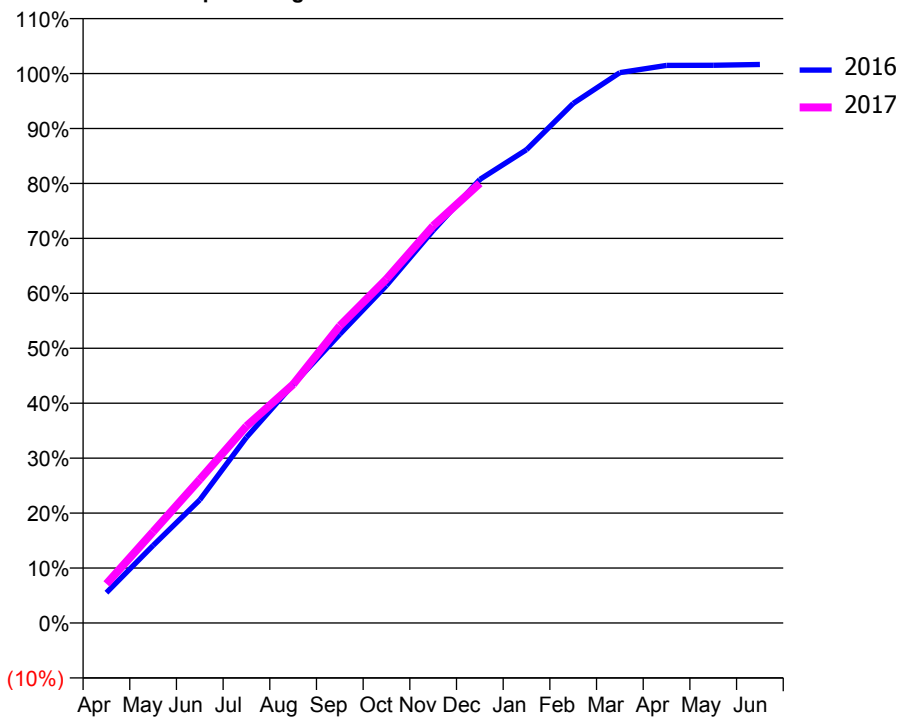
ACCESS*

Patients seen in 24 months	Total	Change since previous quarter
Quarter ending December 2015	4,048	
Quarter ending March 2016	4,026	→
Quarter ending June 2016	4,130	↑
Quarter ending September 2016	4,162	→
Quarter ending December 2016	4,158	→
Variance since December 2015	2.7%	↑



ACTIVITY

Cumulative percentage of contracted UDA delivered 2016 & 2017



Month	Adjusted Scheduled Activity (UDA)	
	2016	2017
April	494	637
May	1,262	1,486
June	2,003	2,335
July	3,021	3,204
August	3,881	3,883
September	4,697	4,836
October	5,492	5,596
November	6,386	6,462
December	7,217	7,155
January	7,701	
February	8,453	
March	8,954	
April	9,071	
May	9,075	
June	9,087	

QUALITY

	Quantity	Base Number	Contract	AT	Region	England
% of FP17s for the same patient ID Re-attending within 3 months - Children	28	1,042	2.7%	11.4%	12.1%	12.4%
% of FP17s for the same patient ID Re-attending within 3 months - Adults	158	2,878	5.5%	14.8%	15.9%	16.6%
% of FP17s for the same patient ID Re-attending between 3 & 9 months - Children	616	1,042	59.1%	55.6%	58.6%	57.5%
% of FP17s for the same patient ID Re-attending between 3 & 9 months - Adults	1,556	2,878	54.1%	48.1%	51.5%	50.4%
% of FP17s for Band 1 Urgent Courses	139	3,830	3.6%	8.4%	8.0%	9.1%
% of FP17s Relating to Free Repair or Replacements	4	3,830	0.1%	0.7%	0.8%	0.8%
% of FP17s Relating to Continuations	2	3,830	0.1%	1.0%	1.2%	1.3%
% of Patients satisfied with the dentistry they have received	1	2	N/A	93.2%	92.8%	92.7%
% of Patients satisfied with the time they had to wait for an appointment	1	2	N/A	87.4%	89.2%	88.8%

* This is based on patients treated on this contract for their most recent course of treatment. Figures in italics indicate the base number of FP17s or Patient Questionnaire responses are less than 100. N/A is shown where the base number of responses is less than 10 during the period. % is calculated as Quantity/Base number*100

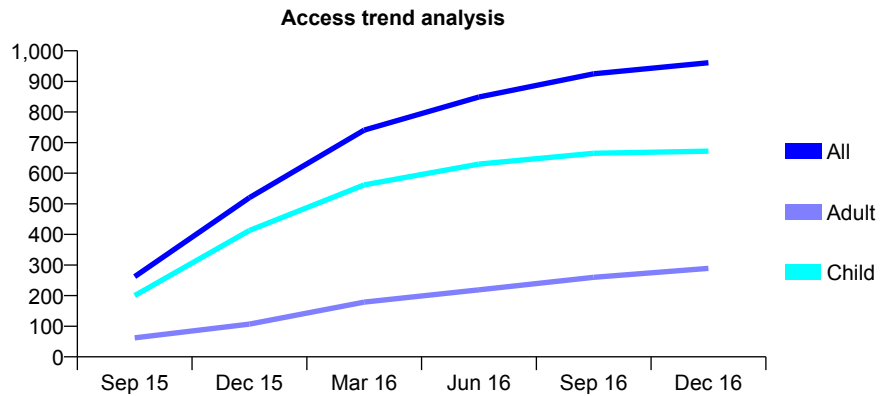
Q58 - Vital Signs At a Glance Contract Report for 674052/0001 - December 2016

Name or company name	MR RL JONES
Contract type name	GDS Contract
Purpose of contract	General
Contract start date	13/07/2015
Contract end date	

16/17 Contracted general activity (UDA)	1,936
Carry forward general activity (UDA)	0
16/17 Contracted orthodontic activity (UOA)	0
Carry forward orthodontic activity (UOA)	0
Baseline contract value	£45,446.18

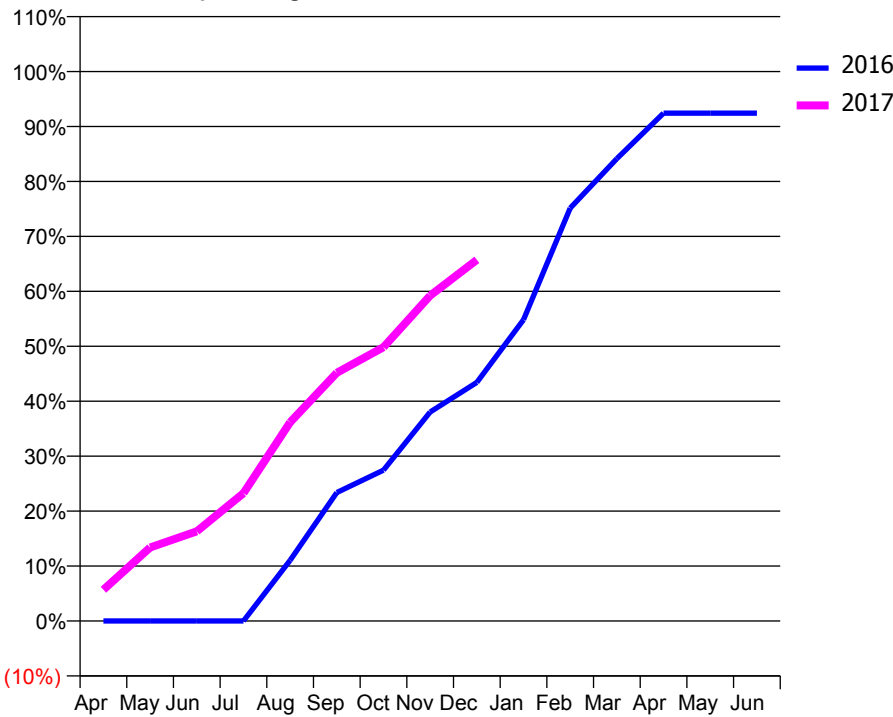
ACCESS*

Patients seen in 24 months	Total	Change since previous quarter
Quarter ending December 2015	520	
Quarter ending March 2016	741	↑
Quarter ending June 2016	849	↑
Quarter ending September 2016	925	↑
Quarter ending December 2016	961	↑
Variance since December 2015	84.8%	↑



ACTIVITY

Cumulative percentage of contracted UDA delivered 2016 & 2017



Month	Adjusted Scheduled Activity (UDA)	
	2016	2017
April	0	110
May	0	259
June	0	316
July	0	450
August	158	700
September	334	875
October	393	965
November	544	1,147
December	621	1,273
January	784	
February	1,074	
March	1,203	
April	1,322	
May	1,322	
June	1,322	

QUALITY

	Quantity	Base Number	Contract	AT	Region	England
% of FP17s for the same patient ID Re-attending within 3 months - Children	51	775	6.6%	11.4%	12.1%	12.4%
% of FP17s for the same patient ID Re-attending within 3 months - Adults	20	195	10.3%	14.8%	15.9%	16.6%
% of FP17s for the same patient ID Re-attending between 3 & 9 months - Children	372	775	48.0%	55.6%	58.6%	57.5%
% of FP17s for the same patient ID Re-attending between 3 & 9 months - Adults	73	195	37.4%	48.1%	51.5%	50.4%
% of FP17s for Band 1 Urgent Courses	3	910	0.3%	8.4%	8.0%	9.1%
% of FP17s Relating to Free Repair or Replacements	3	910	0.3%	0.7%	0.8%	0.8%
% of FP17s Relating to Continuations	1	910	0.1%	1.0%	1.2%	1.3%
% of Patients satisfied with the dentistry they have received	0	0	N/A	93.2%	92.8%	92.7%
% of Patients satisfied with the time they had to wait for an appointment	0	0	N/A	87.4%	89.2%	88.8%

* This is based on patients treated on this contract for their most recent course of treatment. Figures in italics indicate the base number of FP17s or Patient Questionnaire responses are less than 100. N/A is shown where the base number of responses is less than 10 during the period. % is calculated as Quantity/Base number*100

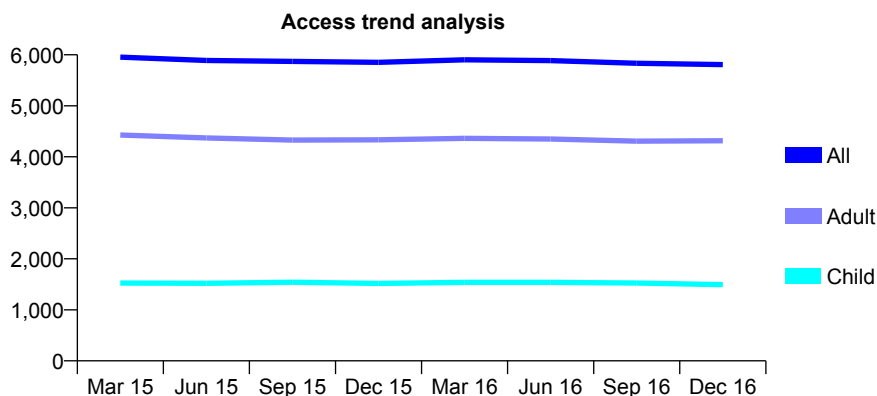
Q58 - Vital Signs At a Glance Contract Report for 674079/0002 - December 2016

Name or company name	MR R KHAN
Contract type name	GDS Contract
Purpose of contract	General
Contract start date	01/06/2009
Contract end date	

16/17 Contracted general activity (UDA)	17,558
Carry forward general activity (UDA)	-249
16/17 Contracted orthodontic activity (UOA)	0
Carry forward orthodontic activity (UOA)	0
Baseline contract value	£460,412.61

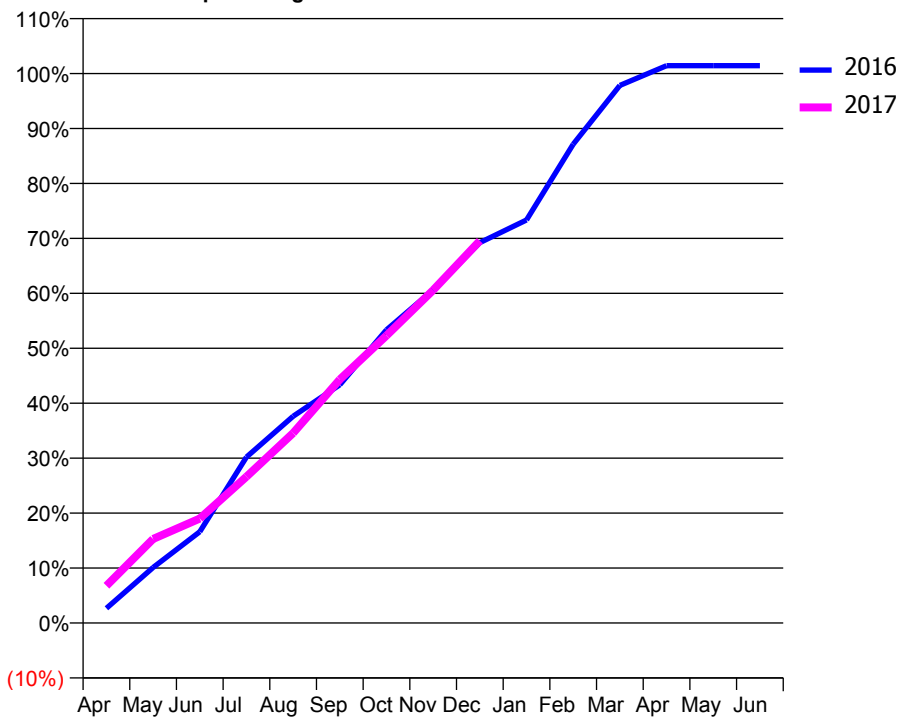
ACCESS*

Patients seen in 24 months	Total	Change since previous quarter
Quarter ending December 2015	5,852	
Quarter ending March 2016	5,901	→
Quarter ending June 2016	5,887	→
Quarter ending September 2016	5,833	→
Quarter ending December 2016	5,808	→
Variance since December 2015	(0.8%)	→



ACTIVITY

Cumulative percentage of contracted UDA delivered 2016 & 2017



Month	Adjusted Scheduled Activity (UDA)	
	2016	2017
April	471	1,190
May	1,773	2,686
June	2,918	3,338
July	5,304	4,675
August	6,608	6,069
September	7,614	7,783
October	9,368	9,182
November	10,645	10,635
December	12,152	12,216
January	12,877	
February	15,297	
March	17,177	
April	17,807	
May	17,807	
June	17,808	

QUALITY

	Quantity	Base Number	Contract	AT	Region	England
% of FP17s for the same patient ID Re-attending within 3 months - Children	114	1,278	8.9%	11.4%	12.1%	12.4%
% of FP17s for the same patient ID Re-attending within 3 months - Adults	560	3,985	14.1%	14.8%	15.9%	16.6%
% of FP17s for the same patient ID Re-attending between 3 & 9 months - Children	594	1,278	46.5%	55.6%	58.6%	57.5%
% of FP17s for the same patient ID Re-attending between 3 & 9 months - Adults	1,944	3,985	48.8%	48.1%	51.5%	50.4%
% of FP17s for Band 1 Urgent Courses	122	5,031	2.4%	8.4%	8.0%	9.1%
% of FP17s Relating to Free Repair or Replacements	69	5,031	1.4%	0.7%	0.8%	0.8%
% of FP17s Relating to Continuations	31	5,031	0.6%	1.0%	1.2%	1.3%
% of Patients satisfied with the dentistry they have received	8	8	N/A	93.2%	92.8%	92.7%
% of Patients satisfied with the time they had to wait for an appointment	7	8	N/A	87.4%	89.2%	88.8%

* This is based on patients treated on this contract for their most recent course of treatment. Figures in italics indicate the base number of FP17s or Patient Questionnaire responses are less than 100. N/A is shown where the base number of responses is less than 10 during the period. % is calculated as Quantity/Base number*100

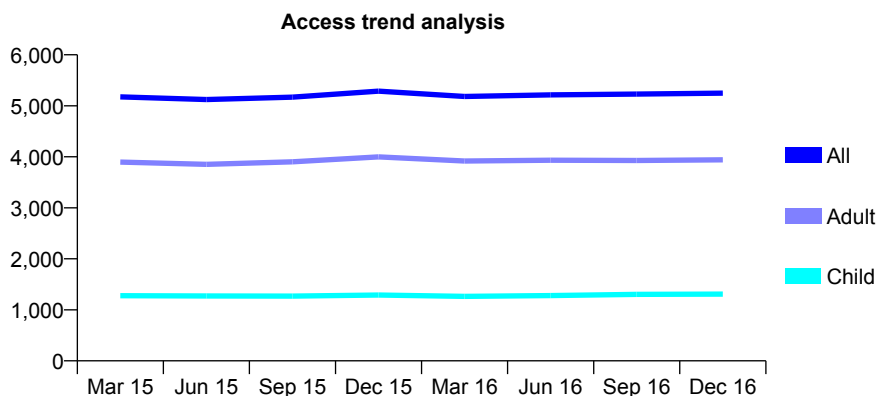
Q58 - Vital Signs At a Glance Contract Report for 676802/0001 - December 2016

Name or company name	MR B MOHAMMAD-AGHAEI
Contract type name	GDS Contract
Purpose of contract	General
Contract start date	01/04/2006
Contract end date	

16/17 Contracted general activity (UDA)	16,076
Carry forward general activity (UDA)	-122
16/17 Contracted orthodontic activity (UOA)	0
Carry forward orthodontic activity (UOA)	0
Baseline contract value	£388,054.02

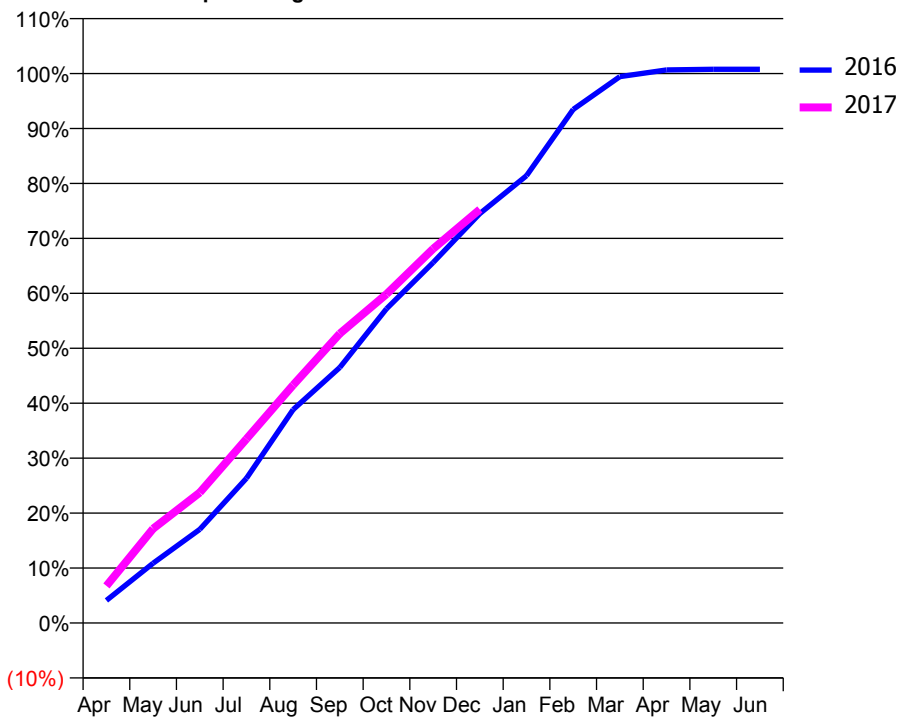
ACCESS*

Patients seen in 24 months	Total	Change since previous quarter
Quarter ending December 2015	5,287	
Quarter ending March 2016	5,182	↓
Quarter ending June 2016	5,214	→
Quarter ending September 2016	5,229	→
Quarter ending December 2016	5,249	→
Variance since December 2015	(0.7%)	→



ACTIVITY

Cumulative percentage of contracted UDA delivered 2016 & 2017



Month	Adjusted Scheduled Activity (UDA)	
	2016	2017
April	661	1,085
May	1,750	2,759
June	2,739	3,816
July	4,233	5,387
August	6,246	6,963
September	7,477	8,468
October	9,194	9,622
November	10,548	10,947
December	11,979	12,101
January	13,088	
February	15,024	
March	15,985	
April	16,181	
May	16,198	
June	16,198	

QUALITY

	Quantity	Base Number	Contract	AT	Region	England
% of FP17s for the same patient ID Re-attending within 3 months - Children	55	1,307	4.2%	11.4%	12.1%	12.4%
% of FP17s for the same patient ID Re-attending within 3 months - Adults	405	3,718	10.9%	14.8%	15.9%	16.6%
% of FP17s for the same patient ID Re-attending between 3 & 9 months - Children	688	1,307	52.6%	55.6%	58.6%	57.5%
% of FP17s for the same patient ID Re-attending between 3 & 9 months - Adults	1,782	3,718	47.9%	48.1%	51.5%	50.4%
% of FP17s for Band 1 Urgent Courses	345	4,913	7.0%	8.4%	8.0%	9.1%
% of FP17s Relating to Free Repair or Replacements	78	4,913	1.6%	0.7%	0.8%	0.8%
% of FP17s Relating to Continuations	31	4,913	0.6%	1.0%	1.2%	1.3%
% of Patients satisfied with the dentistry they have received	6	9	N/A	93.2%	92.8%	92.7%
% of Patients satisfied with the time they had to wait for an appointment	8	9	N/A	87.4%	89.2%	88.8%

* This is based on patients treated on this contract for their most recent course of treatment. Figures in italics indicate the base number of FP17s or Patient Questionnaire responses are less than 100. N/A is shown where the base number of responses is less than 10 during the period. % is calculated as Quantity/Base number*100

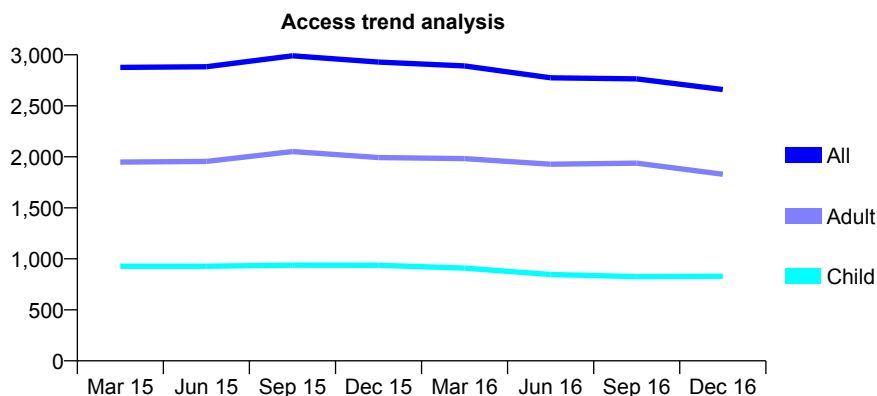
Q58 - Vital Signs At a Glance Contract Report for 688789/0002 - December 2016

Name or company name	MRS N SHAH
Contract type name	GDS Contract
Purpose of contract	General
Contract start date	01/04/2009
Contract end date	

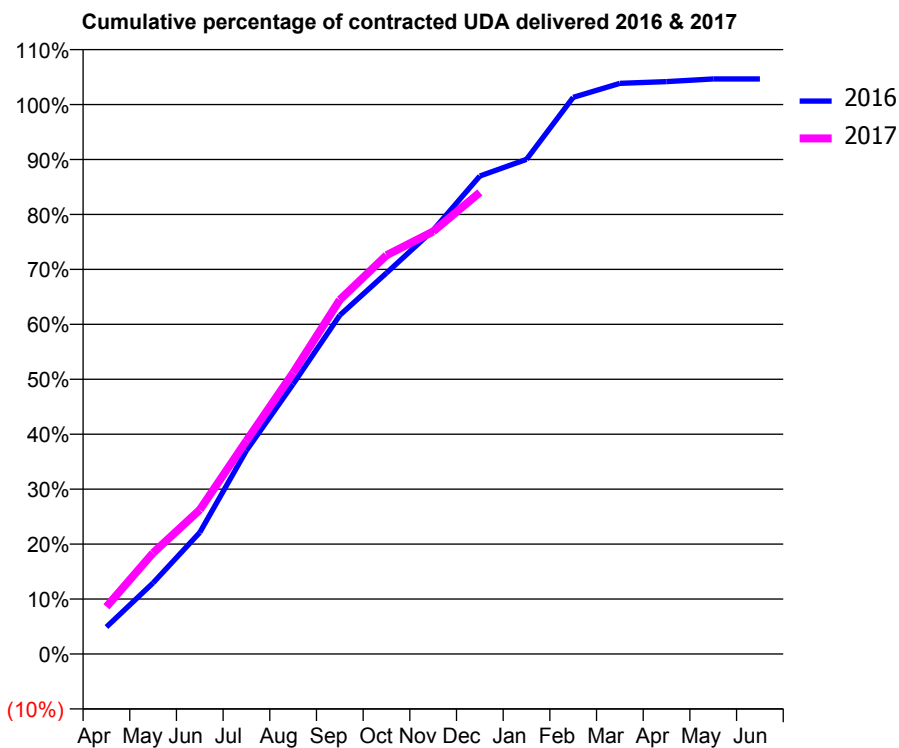
16/17 Contracted general activity (UDA)	4,900
Carry forward general activity (UDA)	-98
16/17 Contracted orthodontic activity (UOA)	0
Carry forward orthodontic activity (UOA)	0
Baseline contract value	£126,124.86

ACCESS*

Patients seen in 24 months	Total	Change since previous quarter
Quarter ending December 2015	2,929	
Quarter ending March 2016	2,891	↓
Quarter ending June 2016	2,774	↓
Quarter ending September 2016	2,764	→
Quarter ending December 2016	2,659	↓
Variance since December 2015	(9.2%)	↓



ACTIVITY



Month	Adjusted Scheduled Activity (UDA)	
	2016	2017
April	241	421
May	634	902
June	1,084	1,286
July	1,815	1,902
August	2,407	2,508
September	3,021	3,159
October	3,398	3,556
November	3,780	3,768
December	4,262	4,116
January	4,411	
February	4,964	
March	5,088	
April	5,104	
May	5,128	
June	5,128	

QUALITY

	Quantity	Base Number	Contract	AT	Region	England
% of FP17s for the same patient ID Re-attending within 3 months - Children	56	848	6.6%	11.4%	12.1%	12.4%
% of FP17s for the same patient ID Re-attending within 3 months - Adults	138	1,366	10.1%	14.8%	15.9%	16.6%
% of FP17s for the same patient ID Re-attending between 3 & 9 months - Children	463	848	54.6%	55.6%	58.6%	57.5%
% of FP17s for the same patient ID Re-attending between 3 & 9 months - Adults	314	1,366	23.0%	48.1%	51.5%	50.4%
% of FP17s for Band 1 Urgent Courses	186	2,181	8.5%	8.4%	8.0%	9.1%
% of FP17s Relating to Free Repair or Replacements	4	2,181	0.2%	0.7%	0.8%	0.8%
% of FP17s Relating to Continuations	10	2,181	0.5%	1.0%	1.2%	1.3%
% of Patients satisfied with the dentistry they have received	2	2	N/A	93.2%	92.8%	92.7%
% of Patients satisfied with the time they had to wait for an appointment	2	2	N/A	87.4%	89.2%	88.8%

* This is based on patients treated on this contract for their most recent course of treatment. Figures in italics indicate the base number of FP17s or Patient Questionnaire responses are less than 100. N/A is shown where the base number of responses is less than 10 during the period. % is calculated as Quantity/Base number*100

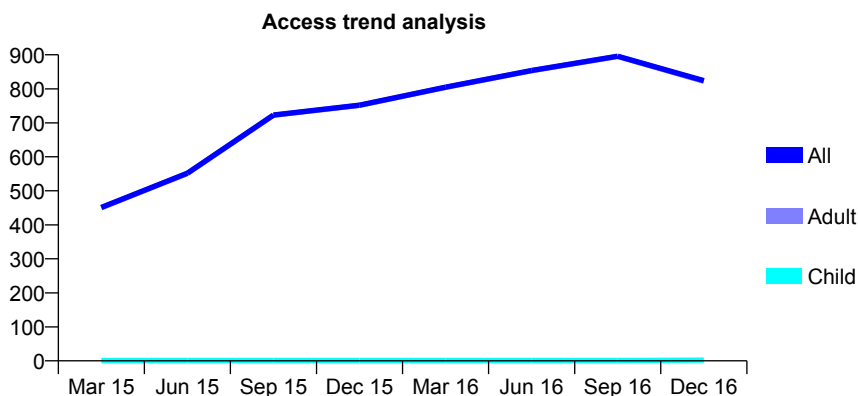
Q58 - Vital Signs At a Glance Contract Report for 688789/0004 - December 2016

Name or company name	MRS N SHAH
Contract type name	PDS Contract
Purpose of contract	General
Contract start date	01/09/2014
Contract end date	31/08/2017

16/17 Contracted general activity (UDA)	1,719
Carry forward general activity (UDA)	0
16/17 Contracted orthodontic activity (UOA)	0
Carry forward orthodontic activity (UOA)	0
Baseline contract value	£75,640.68

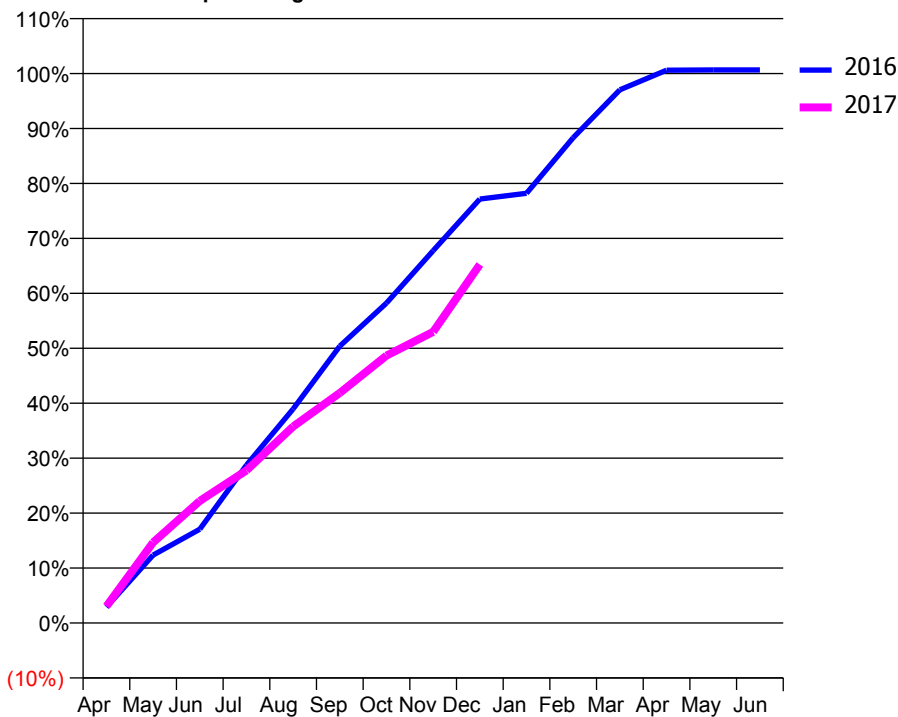
ACCESS*

Patients seen in 24 months	Total	Change since previous quarter
Quarter ending December 2015	752	
Quarter ending March 2016	805	↑
Quarter ending June 2016	854	↑
Quarter ending September 2016	896	↑
Quarter ending December 2016	824	↓
Variance since December 2015	9.6%	↑



ACTIVITY

Cumulative percentage of contracted UDA delivered 2016 & 2017



Month	Adjusted Scheduled Activity (UDA)	
	2016	2017
April	45	52
May	191	252
June	264	382
July	445	478
August	603	615
September	780	720
October	901	837
November	1,049	911
December	1,194	1,121
January	1,210	
February	1,367	
March	1,502	
April	1,557	
May	1,558	
June	1,558	

QUALITY

	Quantity	Base Number	Contract	AT	Region	England
% of FP17s for the same patient ID Re-attending within 3 months - Children	0	2	0.0%	11.4%	12.1%	12.4%
% of FP17s for the same patient ID Re-attending within 3 months - Adults	39	522	7.5%	14.8%	15.9%	16.6%
% of FP17s for the same patient ID Re-attending between 3 & 9 months - Children	0	2	0.0%	55.6%	58.6%	57.5%
% of FP17s for the same patient ID Re-attending between 3 & 9 months - Adults	217	522	41.6%	48.1%	51.5%	50.4%
% of FP17s for Band 1 Urgent Courses	17	505	3.4%	8.4%	8.0%	9.1%
% of FP17s Relating to Free Repair or Replacements	0	505	0.0%	0.7%	0.8%	0.8%
% of FP17s Relating to Continuations	1	505	0.2%	1.0%	1.2%	1.3%
% of Patients satisfied with the dentistry they have received	1	1	N/A	93.2%	92.8%	92.7%
% of Patients satisfied with the time they had to wait for an appointment	1	1	N/A	87.4%	89.2%	88.8%

* This is based on patients treated on this contract for their most recent course of treatment. Figures in italics indicate the base number of FP17s or Patient Questionnaire responses are less than 100. N/A is shown where the base number of responses is less than 10 during the period. % is calculated as Quantity/Base number*100

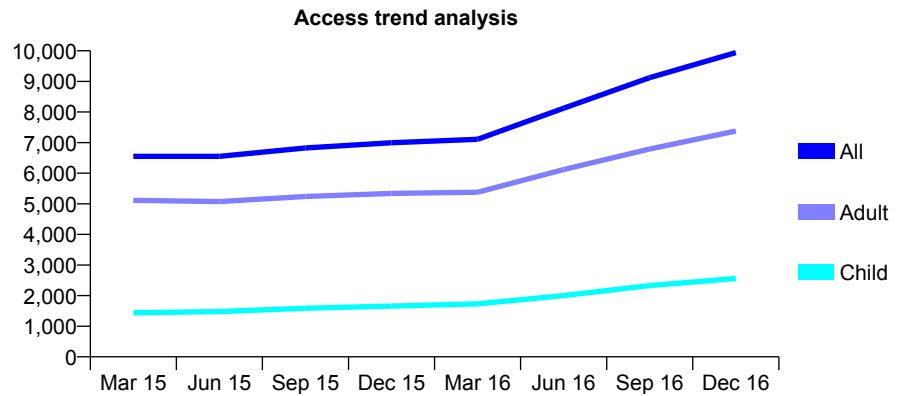
Q58 - Vital Signs At a Glance Contract Report for 689424/0001 - December 2016

Name or company name	MR N SAKERCHAND
Contract type name	GDS Contract
Purpose of contract	General
Contract start date	18/07/2009
Contract end date	

16/17 Contracted general activity (UDA)	23,773
Carry forward general activity (UDA)	0
16/17 Contracted orthodontic activity (UOA)	0
Carry forward orthodontic activity (UOA)	0
Baseline contract value	£541,309.91

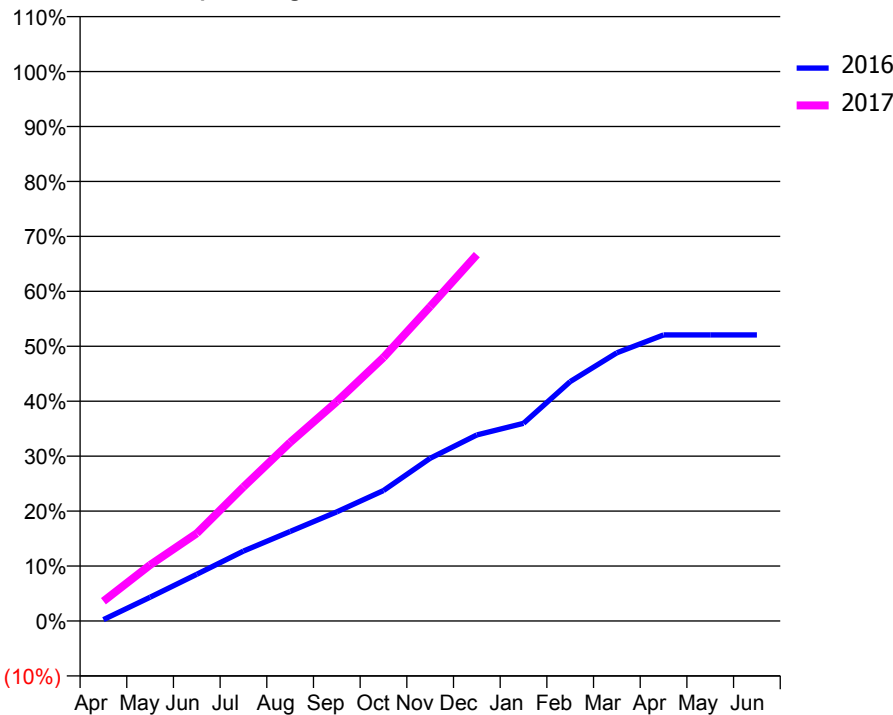
ACCESS*

Patients seen in 24 months	Total	Change since previous quarter
Quarter ending December 2015	6,996	
Quarter ending March 2016	7,111	→
Quarter ending June 2016	8,123	↑
Quarter ending September 2016	9,120	↑
Quarter ending December 2016	9,941	↑
Variance since December 2015	42.1%	↑



ACTIVITY

Cumulative percentage of contracted UDA delivered 2016 & 2017



Month	Adjusted Scheduled Activity (UDA)	
	2016	2017
April	62	859
May	1,027	2,425
June	2,020	3,796
July	3,024	5,799
August	3,873	7,725
September	4,719	9,492
October	5,644	11,400
November	7,043	13,605
December	8,049	15,848
January	8,555	
February	10,359	
March	11,605	
April	12,377	
May	12,378	
June	12,378	

QUALITY

	Quantity	Base Number	Contract	AT	Region	England
% of FP17s for the same patient ID Re-attending within 3 months - Children	181	2,567	7.1%	11.4%	12.1%	12.4%
% of FP17s for the same patient ID Re-attending within 3 months - Adults	990	6,778	14.6%	14.8%	15.9%	16.6%
% of FP17s for the same patient ID Re-attending between 3 & 9 months - Children	821	2,567	32.0%	55.6%	58.6%	57.5%
% of FP17s for the same patient ID Re-attending between 3 & 9 months - Adults	1,492	6,778	22.0%	48.1%	51.5%	50.4%
% of FP17s for Band 1 Urgent Courses	1,088	7,978	13.6%	8.4%	8.0%	9.1%
% of FP17s Relating to Free Repair or Replacements	77	7,978	1.0%	0.7%	0.8%	0.8%
% of FP17s Relating to Continuations	51	7,978	0.6%	1.0%	1.2%	1.3%
% of Patients satisfied with the dentistry they have received	8	8	N/A	93.2%	92.8%	92.7%
% of Patients satisfied with the time they had to wait for an appointment	7	8	N/A	87.4%	89.2%	88.8%

* This is based on patients treated on this contract for their most recent course of treatment. Figures in italics indicate the base number of FP17s or Patient Questionnaire responses are less than 100. N/A is shown where the base number of responses is less than 10 during the period. % is calculated as Quantity/Base number*100

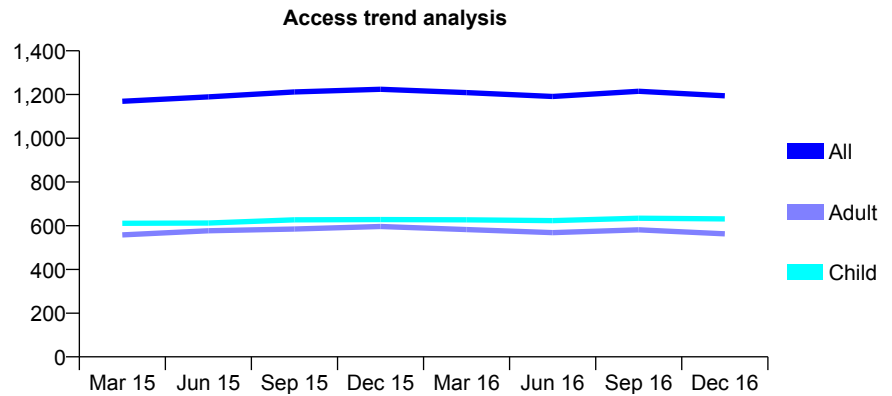
Q58 - Vital Signs At a Glance Contract Report for 723657/0001 - December 2016

Name or company name	MR AG BREE
Contract type name	GDS Contract
Purpose of contract	General
Contract start date	01/04/2006
Contract end date	

16/17 Contracted general activity (UDA)	2,927
Carry forward general activity (UDA)	-55
16/17 Contracted orthodontic activity (UOA)	0
Carry forward orthodontic activity (UOA)	0
Baseline contract value	£65,314.22

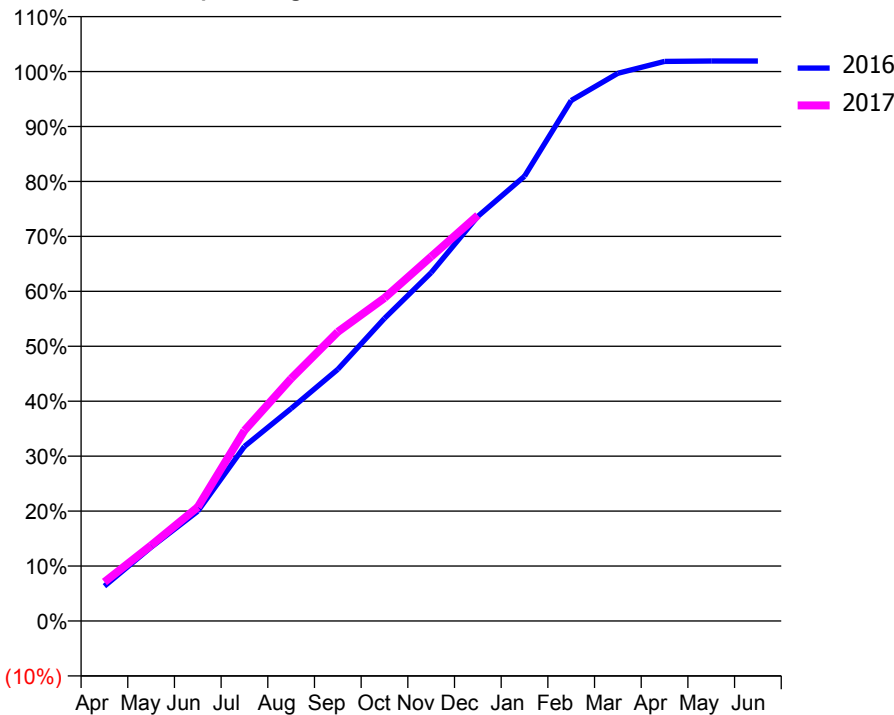
ACCESS*

Patients seen in 24 months	Total	Change since previous quarter
Quarter ending December 2015	1,224	
Quarter ending March 2016	1,209	↓
Quarter ending June 2016	1,191	↓
Quarter ending September 2016	1,215	↑
Quarter ending December 2016	1,194	↓
Variance since December 2015	(2.5%)	↓



ACTIVITY

Cumulative percentage of contracted UDA delivered 2016 & 2017



Month	Adjusted Scheduled Activity (UDA)	
	2016	2017
April	186	208
May	393	403
June	585	607
July	930	1,015
August	1,132	1,292
September	1,341	1,541
October	1,612	1,720
November	1,856	1,941
December	2,155	2,161
January	2,369	
February	2,773	
March	2,917	
April	2,981	
May	2,983	
June	2,983	

QUALITY

	Quantity	Base Number	Contract	AT	Region	England
% of FP17s for the same patient ID Re-attending within 3 months - Children	30	679	4.4%	11.4%	12.1%	12.4%
% of FP17s for the same patient ID Re-attending within 3 months - Adults	56	465	12.0%	14.8%	15.9%	16.6%
% of FP17s for the same patient ID Re-attending between 3 & 9 months - Children	454	679	66.9%	55.6%	58.6%	57.5%
% of FP17s for the same patient ID Re-attending between 3 & 9 months - Adults	248	465	53.3%	48.1%	51.5%	50.4%
% of FP17s for Band 1 Urgent Courses	35	1,124	3.1%	8.4%	8.0%	9.1%
% of FP17s Relating to Free Repair or Replacements	0	1,124	0.0%	0.7%	0.8%	0.8%
% of FP17s Relating to Continuations	14	1,124	1.2%	1.0%	1.2%	1.3%
% of Patients satisfied with the dentistry they have received	0	0	N/A	93.2%	92.8%	92.7%
% of Patients satisfied with the time they had to wait for an appointment	0	0	N/A	87.4%	89.2%	88.8%

* This is based on patients treated on this contract for their most recent course of treatment. Figures in italics indicate the base number of FP17s or Patient Questionnaire responses are less than 100. N/A is shown where the base number of responses is less than 10 during the period. % is calculated as Quantity/Base number*100

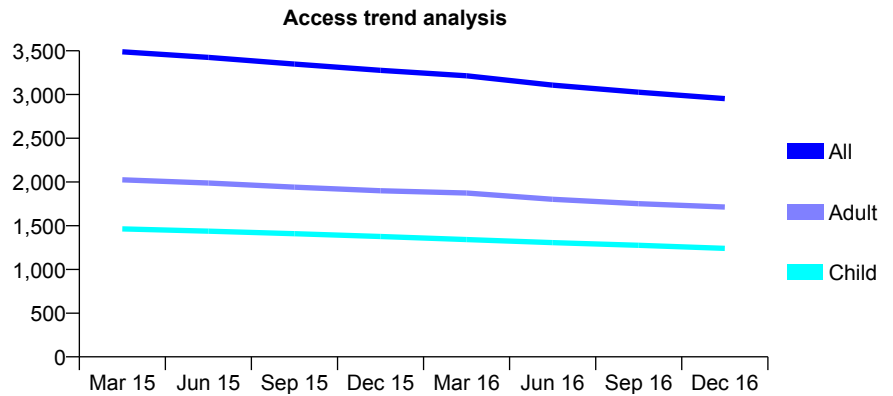
Q58 - Vital Signs At a Glance Contract Report for 731730/0001 - December 2016

Name or company name	MR AS MCKENDRICK
Contract type name	GDS Contract
Purpose of contract	General
Contract start date	01/04/2006
Contract end date	

16/17 Contracted general activity (UDA)	9,412
Carry forward general activity (UDA)	0
16/17 Contracted orthodontic activity (UOA)	0
Carry forward orthodontic activity (UOA)	0
Baseline contract value	£225,895.76

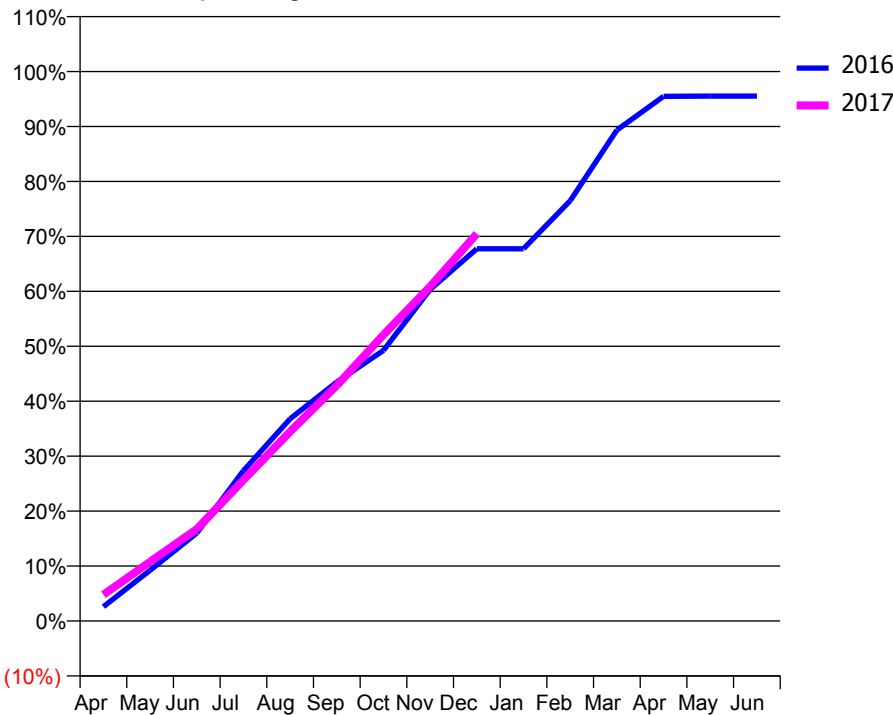
ACCESS*

Patients seen in 24 months	Total	Change since previous quarter
Quarter ending December 2015	3,277	
Quarter ending March 2016	3,214	↓
Quarter ending June 2016	3,108	↓
Quarter ending September 2016	3,027	↓
Quarter ending December 2016	2,953	↓
Variance since December 2015	(9.9%)	↓



ACTIVITY

Cumulative percentage of contracted UDA delivered 2016 & 2017



Month	Adjusted Scheduled Activity (UDA)	
	2016	2017
April	273	452
May	960	1,015
June	1,667	1,576
July	2,848	2,416
August	3,831	3,245
September	4,530	4,034
October	5,127	4,903
November	6,283	5,729
December	7,053	6,633
January	7,053	
February	7,963	
March	9,302	
April	9,941	
May	9,946	
June	9,947	

QUALITY

	Quantity	Base Number	Contract	AT	Region	England
% of FP17s for the same patient ID Re-attending within 3 months - Children	104	1,523	6.8%	11.4%	12.1%	12.4%
% of FP17s for the same patient ID Re-attending within 3 months - Adults	425	2,144	19.8%	14.8%	15.9%	16.6%
% of FP17s for the same patient ID Re-attending between 3 & 9 months - Children	1,039	1,523	68.2%	55.6%	58.6%	57.5%
% of FP17s for the same patient ID Re-attending between 3 & 9 months - Adults	1,428	2,144	66.6%	48.1%	51.5%	50.4%
% of FP17s for Band 1 Urgent Courses	159	3,310	4.8%	8.4%	8.0%	9.1%
% of FP17s Relating to Free Repair or Replacements	0	3,310	0.0%	0.7%	0.8%	0.8%
% of FP17s Relating to Continuations	147	3,310	4.4%	1.0%	1.2%	1.3%
% of Patients satisfied with the dentistry they have received	8	9	N/A	93.2%	92.8%	92.7%
% of Patients satisfied with the time they had to wait for an appointment	8	9	N/A	87.4%	89.2%	88.8%

* This is based on patients treated on this contract for their most recent course of treatment. Figures in italics indicate the base number of FP17s or Patient Questionnaire responses are less than 100. N/A is shown where the base number of responses is less than 10 during the period. % is calculated as Quantity/Base number*100

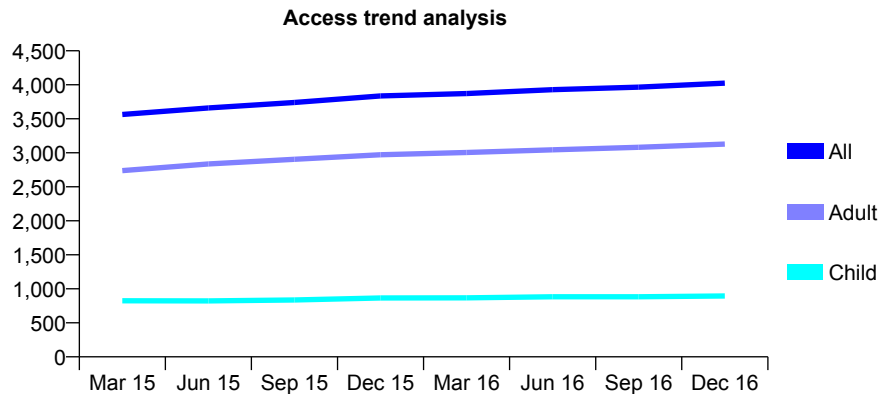
Q58 - Vital Signs At a Glance Contract Report for 732222/0001 - December 2016

Name or company name	MR FP MAGUIRE
Contract type name	GDS Contract
Purpose of contract	General
Contract start date	01/04/2006
Contract end date	

16/17 Contracted general activity (UDA)	12,050
Carry forward general activity (UDA)	0
16/17 Contracted orthodontic activity (UOA)	0
Carry forward orthodontic activity (UOA)	0
Baseline contract value	£293,429.68

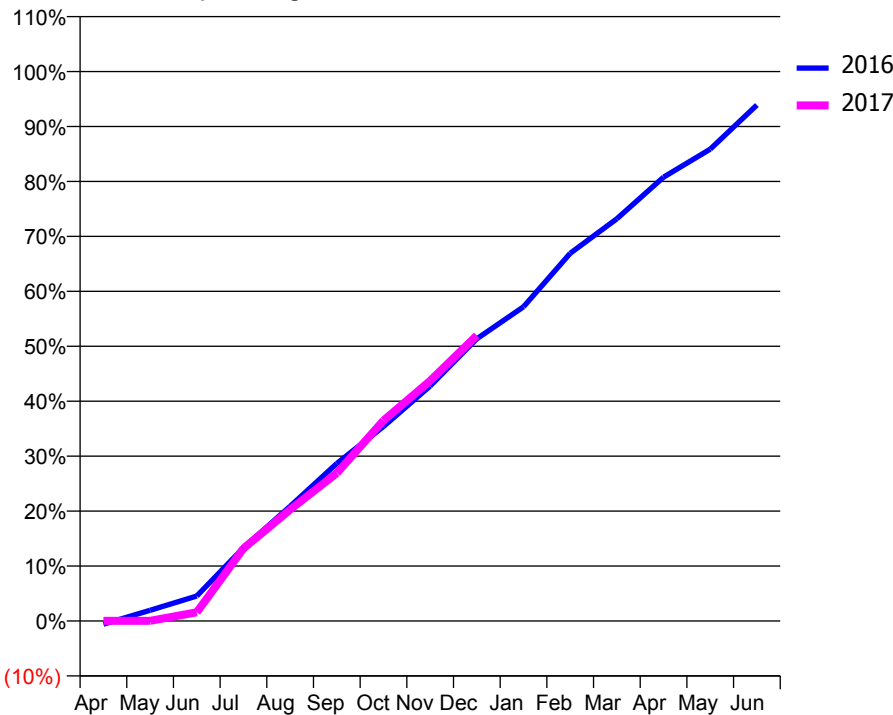
ACCESS*

Patients seen in 24 months	Total	Change since previous quarter
Quarter ending December 2015	3,836	
Quarter ending March 2016	3,872	→
Quarter ending June 2016	3,929	→
Quarter ending September 2016	3,965	→
Quarter ending December 2016	4,024	→
Variance since December 2015	4.9%	↑



ACTIVITY

Cumulative percentage of contracted UDA delivered 2016 & 2017



Month	Adjusted Scheduled Activity (UDA)	
	2016	2017
April	-71	3
May	236	3
June	547	190
July	1,608	1,592
August	2,517	2,443
September	3,456	3,244
October	4,264	4,395
November	5,154	5,268
December	6,190	6,262
January	6,890	
February	8,064	
March	8,820	
April	9,734	
May	10,348	
June	11,315	

QUALITY

	Quantity	Base Number	Contract	AT	Region	England
% of FP17s for the same patient ID Re-attending within 3 months - Children	150	1,137	13.2%	11.4%	12.1%	12.4%
% of FP17s for the same patient ID Re-attending within 3 months - Adults	838	3,735	22.4%	14.8%	15.9%	16.6%
% of FP17s for the same patient ID Re-attending between 3 & 9 months - Children	663	1,137	58.3%	55.6%	58.6%	57.5%
% of FP17s for the same patient ID Re-attending between 3 & 9 months - Adults	1,963	3,735	52.6%	48.1%	51.5%	50.4%
% of FP17s for Band 1 Urgent Courses	214	3,699	5.8%	8.4%	8.0%	9.1%
% of FP17s Relating to Free Repair or Replacements	30	3,699	0.8%	0.7%	0.8%	0.8%
% of FP17s Relating to Continuations	84	3,699	2.3%	1.0%	1.2%	1.3%
% of Patients satisfied with the dentistry they have received	5	6	N/A	93.2%	92.8%	92.7%
% of Patients satisfied with the time they had to wait for an appointment	6	6	N/A	87.4%	89.2%	88.8%

* This is based on patients treated on this contract for their most recent course of treatment. Figures in italics indicate the base number of FP17s or Patient Questionnaire responses are less than 100. N/A is shown where the base number of responses is less than 10 during the period. % is calculated as Quantity/Base number*100

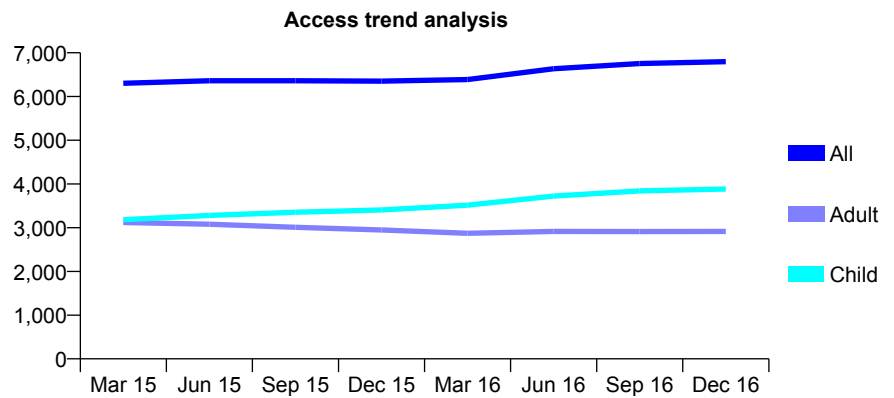
Q58 - Vital Signs At a Glance Contract Report for 736155/0001 - December 2016

Name or company name	MR AW SMITH
Contract type name	GDS Contract
Purpose of contract	General and Orthodontic
Contract start date	01/04/2006
Contract end date	

16/17 Contracted general activity (UDA)	22,556
Carry forward general activity (UDA)	2
16/17 Contracted orthodontic activity (UOA)	6,000
Carry forward orthodontic activity (UOA)	168
Baseline contract value	£1,035,143.54

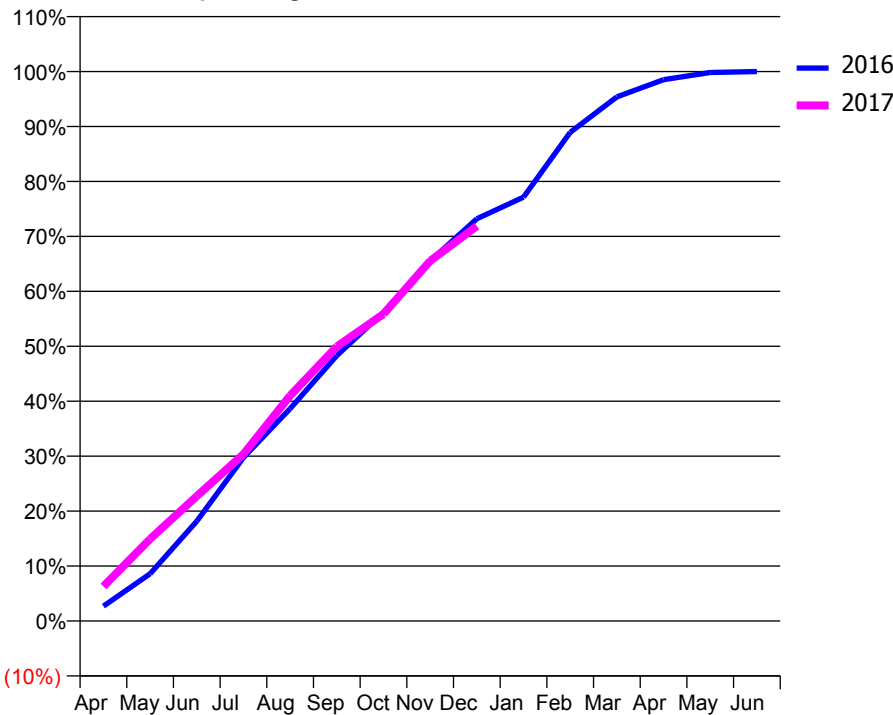
ACCESS*

Patients seen in 24 months	Total	Change since previous quarter
Quarter ending December 2015	6,353	
Quarter ending March 2016	6,389	→
Quarter ending June 2016	6,637	↑
Quarter ending September 2016	6,754	→
Quarter ending December 2016	6,796	→
Variance since December 2015	7.0%	↑



ACTIVITY

Cumulative percentage of contracted UDA delivered 2016 & 2017



Month	Adjusted Scheduled Activity (UDA)	
	2016	2017
April	612	1,419
May	1,943	3,371
June	4,097	5,129
July	6,708	6,848
August	8,716	9,252
September	10,895	11,266
October	12,674	12,601
November	14,784	14,783
December	16,514	16,208
January	17,396	
February	20,056	
March	21,512	
April	22,223	
May	22,516	
June	22,554	

QUALITY

	Quantity	Base Number	Contract	AT	Region	England
% of FP17s for the same patient ID Re-attending within 3 months - Children	428	4,119	10.4%	11.4%	12.1%	12.4%
% of FP17s for the same patient ID Re-attending within 3 months - Adults	216	2,094	10.3%	14.8%	15.9%	16.6%
% of FP17s for the same patient ID Re-attending between 3 & 9 months - Children	1,735	4,119	42.1%	55.6%	58.6%	57.5%
% of FP17s for the same patient ID Re-attending between 3 & 9 months - Adults	780	2,094	37.2%	48.1%	51.5%	50.4%
% of FP17s for Band 1 Urgent Courses	302	5,349	5.6%	8.4%	8.0%	9.1%
% of FP17s Relating to Free Repair or Replacements	3	5,349	0.1%	0.7%	0.8%	0.8%
% of FP17s Relating to Continuations	2	5,349	0.0%	1.0%	1.2%	1.3%
% of Patients satisfied with the dentistry they have received	5	5	N/A	93.2%	92.8%	92.7%
% of Patients satisfied with the time they had to wait for an appointment	5	5	N/A	87.4%	89.2%	88.8%

* This is based on patients treated on this contract for their most recent course of treatment. Figures in italics indicate the base number of FP17s or Patient Questionnaire responses are less than 100. N/A is shown where the base number of responses is less than 10 during the period. % is calculated as Quantity/Base number*100

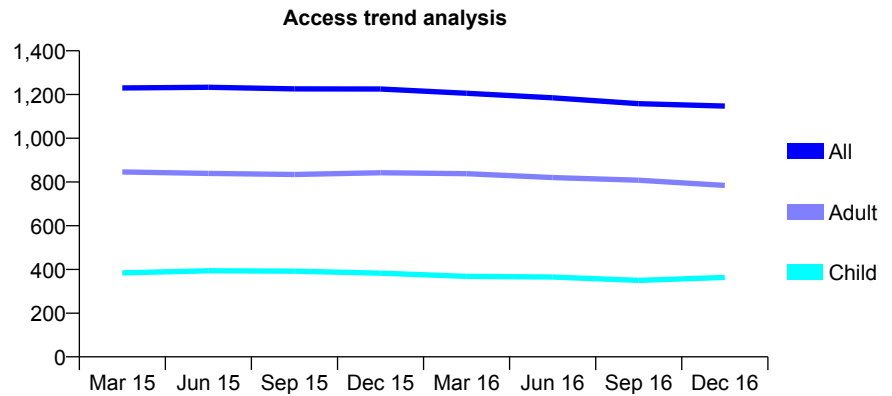
Q58 - Vital Signs At a Glance Contract Report for 736538/0001 - December 2016

Name or company name	MRS G DELLOW
Contract type name	GDS Contract
Purpose of contract	General
Contract start date	01/04/2006
Contract end date	

16/17 Contracted general activity (UDA)	3,393
Carry forward general activity (UDA)	6
16/17 Contracted orthodontic activity (UOA)	0
Carry forward orthodontic activity (UOA)	0
Baseline contract value	£78,813.46

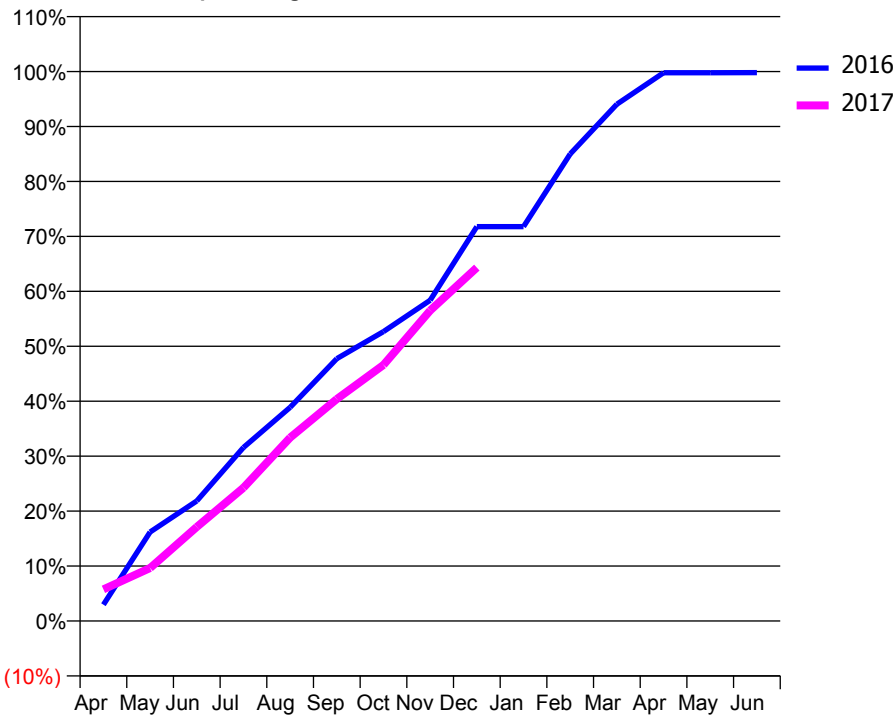
ACCESS*

Patients seen in 24 months	Total	Change since previous quarter
Quarter ending December 2015	1,225	
Quarter ending March 2016	1,206	↓
Quarter ending June 2016	1,185	↓
Quarter ending September 2016	1,158	↓
Quarter ending December 2016	1,147	→
Variance since December 2015	(6.4%)	↓



ACTIVITY

Cumulative percentage of contracted UDA delivered 2016 & 2017



Month	Adjusted Scheduled Activity (UDA)	
	2016	2017
April	101	195
May	550	328
June	741	581
July	1,072	823
August	1,320	1,133
September	1,620	1,370
October	1,787	1,581
November	1,981	1,917
December	2,435	2,183
January	2,435	
February	2,884	
March	3,191	
April	3,385	
May	3,385	
June	3,386	

QUALITY

	Quantity	Base Number	Contract	AT	Region	England
% of FP17s for the same patient ID Re-attending within 3 months - Children	29	415	7.0%	11.4%	12.1%	12.4%
% of FP17s for the same patient ID Re-attending within 3 months - Adults	155	798	19.4%	14.8%	15.9%	16.6%
% of FP17s for the same patient ID Re-attending between 3 & 9 months - Children	230	415	55.4%	55.6%	58.6%	57.5%
% of FP17s for the same patient ID Re-attending between 3 & 9 months - Adults	390	798	48.9%	48.1%	51.5%	50.4%
% of FP17s for Band 1 Urgent Courses	88	1,132	7.8%	8.4%	8.0%	9.1%
% of FP17s Relating to Free Repair or Replacements	1	1,132	0.1%	0.7%	0.8%	0.8%
% of FP17s Relating to Continuations	63	1,132	5.6%	1.0%	1.2%	1.3%
% of Patients satisfied with the dentistry they have received	4	4	N/A	93.2%	92.8%	92.7%
% of Patients satisfied with the time they had to wait for an appointment	4	4	N/A	87.4%	89.2%	88.8%

* This is based on patients treated on this contract for their most recent course of treatment. Figures in italics indicate the base number of FP17s or Patient Questionnaire responses are less than 100. N/A is shown where the base number of responses is less than 10 during the period. % is calculated as Quantity/Base number*100

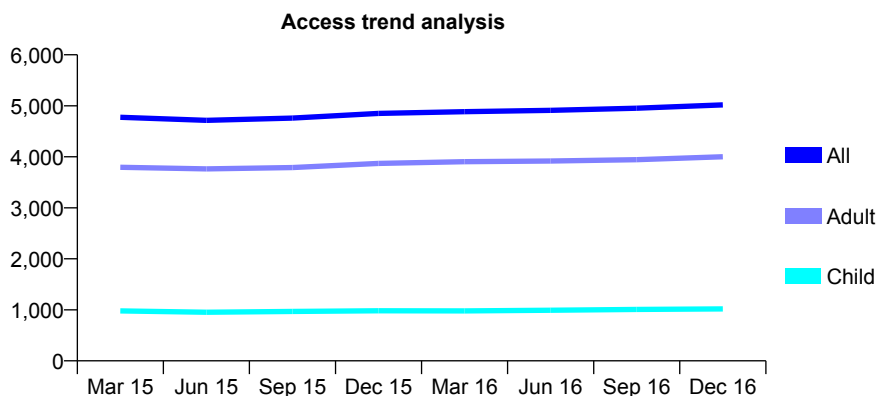
Q58 - Vital Signs At a Glance Contract Report for 738875/0002 - December 2016

Name or company name	MR TM KATCHI
Contract type name	GDS Contract
Purpose of contract	General
Contract start date	01/04/2006
Contract end date	

16/17 Contracted general activity (UDA)	14,540
Carry forward general activity (UDA)	-107
16/17 Contracted orthodontic activity (UOA)	0
Carry forward orthodontic activity (UOA)	0
Baseline contract value	£349,609.58

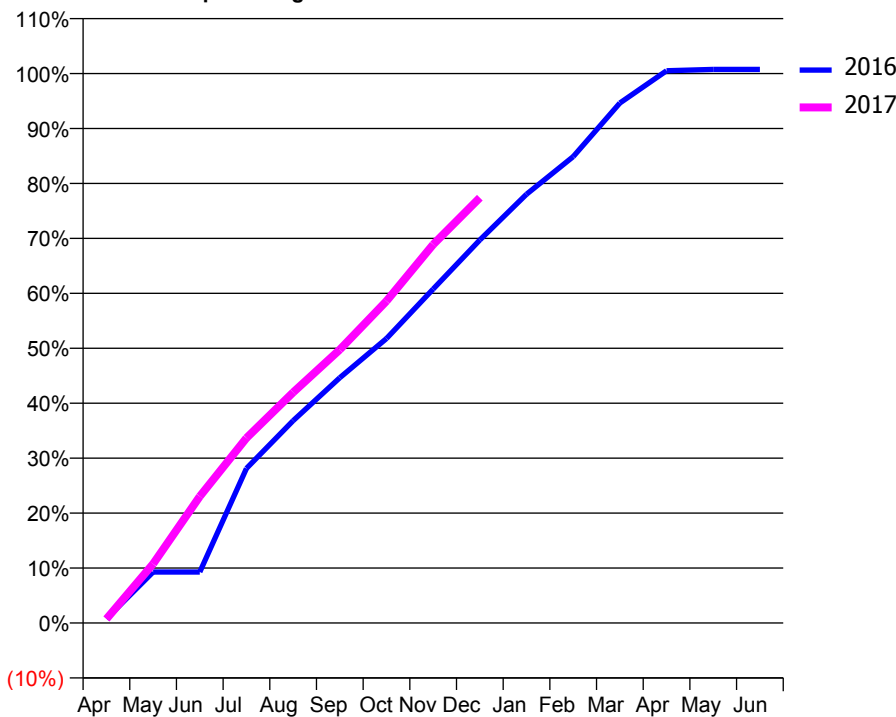
ACCESS*

Patients seen in 24 months	Total	Change since previous quarter
Quarter ending December 2015	4,852	
Quarter ending March 2016	4,884	→
Quarter ending June 2016	4,911	→
Quarter ending September 2016	4,953	→
Quarter ending December 2016	5,018	→
Variance since December 2015	3.4%	↑



ACTIVITY

Cumulative percentage of contracted UDA delivered 2016 & 2017



Month	Adjusted Scheduled Activity (UDA)	
	2016	2017
April	113	109
May	1,350	1,565
June	1,350	3,350
July	4,091	4,895
August	5,353	6,103
September	6,491	7,233
October	7,529	8,521
November	8,837	10,014
December	10,134	11,253
January	11,345	
February	12,342	
March	13,757	
April	14,615	
May	14,647	
June	14,647	

QUALITY

	Quantity	Base Number	Contract	AT	Region	England
% of FP17s for the same patient ID Re-attending within 3 months - Children	34	1,077	3.2%	11.4%	12.1%	12.4%
% of FP17s for the same patient ID Re-attending within 3 months - Adults	335	3,926	8.5%	14.8%	15.9%	16.6%
% of FP17s for the same patient ID Re-attending between 3 & 9 months - Children	608	1,077	56.5%	55.6%	58.6%	57.5%
% of FP17s for the same patient ID Re-attending between 3 & 9 months - Adults	2,145	3,926	54.6%	48.1%	51.5%	50.4%
% of FP17s for Band 1 Urgent Courses	201	4,538	4.4%	8.4%	8.0%	9.1%
% of FP17s Relating to Free Repair or Replacements	28	4,538	0.6%	0.7%	0.8%	0.8%
% of FP17s Relating to Continuations	16	4,538	0.4%	1.0%	1.2%	1.3%
% of Patients satisfied with the dentistry they have received	9	9	N/A	93.2%	92.8%	92.7%
% of Patients satisfied with the time they had to wait for an appointment	9	9	N/A	87.4%	89.2%	88.8%

* This is based on patients treated on this contract for their most recent course of treatment. Figures in italics indicate the base number of FP17s or Patient Questionnaire responses are less than 100. N/A is shown where the base number of responses is less than 10 during the period. % is calculated as Quantity/Base number*100

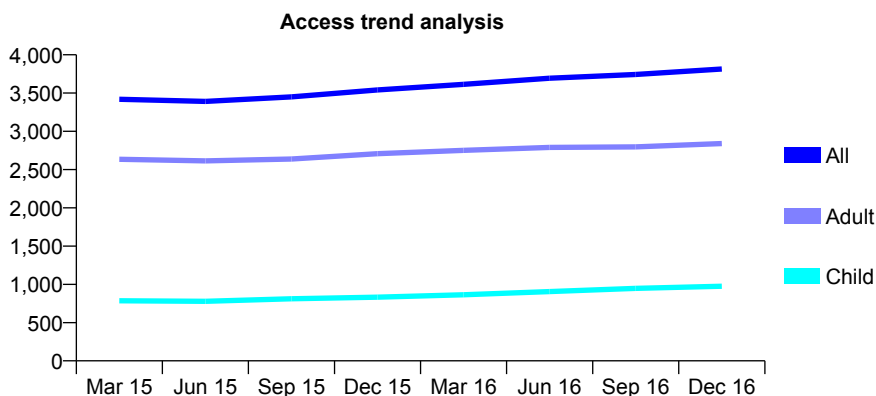
Q58 - Vital Signs At a Glance Contract Report for 741426/0001 - December 2016

Name or company name	MR SD GUNASEELAN
Contract type name	GDS Contract
Purpose of contract	General
Contract start date	01/04/2006
Contract end date	

16/17 Contracted general activity (UDA)	11,151
Carry forward general activity (UDA)	9
16/17 Contracted orthodontic activity (UOA)	0
Carry forward orthodontic activity (UOA)	0
Baseline contract value	£277,370.74

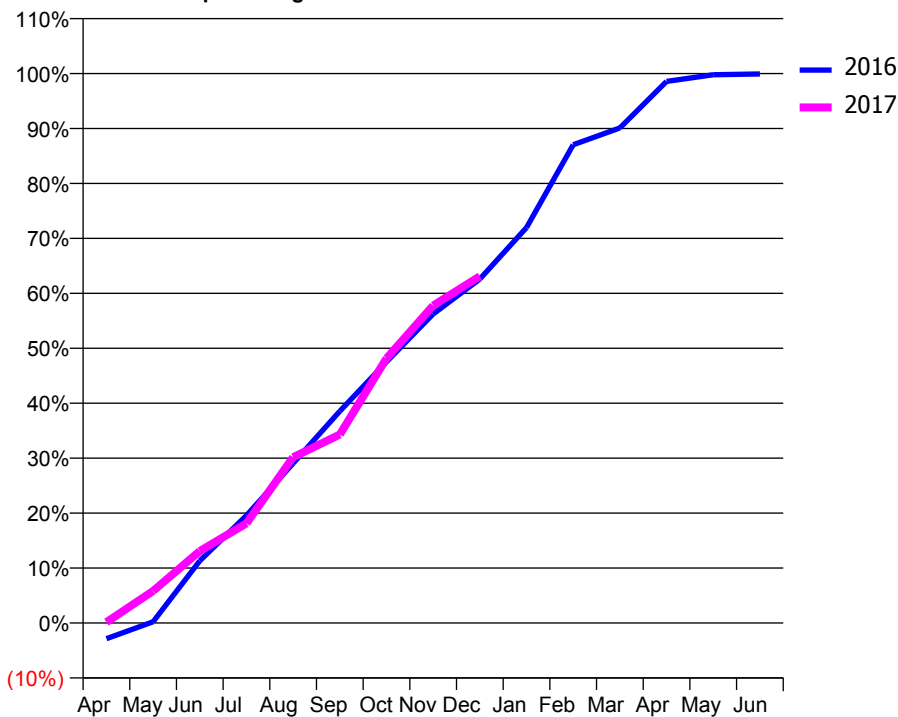
ACCESS*

Patients seen in 24 months	Total	Change since previous quarter
Quarter ending December 2015	3,540	
Quarter ending March 2016	3,614	↑
Quarter ending June 2016	3,694	↑
Quarter ending September 2016	3,743	→
Quarter ending December 2016	3,815	→
Variance since December 2015	7.8%	↑



ACTIVITY

Cumulative percentage of contracted UDA delivered 2016 & 2017



Month	Adjusted Scheduled Activity (UDA)	
	2016	2017
April	-321	18
May	25	651
June	1,262	1,460
July	2,182	2,022
August	3,241	3,364
September	4,298	3,826
October	5,301	5,371
November	6,270	6,442
December	6,981	7,036
January	8,025	
February	9,705	
March	10,046	
April	10,990	
May	11,125	
June	11,142	

QUALITY

	Quantity	Base Number	Contract	AT	Region	England
% of FP17s for the same patient ID Re-attending within 3 months - Children	33	990	3.3%	11.4%	12.1%	12.4%
% of FP17s for the same patient ID Re-attending within 3 months - Adults	202	2,728	7.4%	14.8%	15.9%	16.6%
% of FP17s for the same patient ID Re-attending between 3 & 9 months - Children	509	990	51.4%	55.6%	58.6%	57.5%
% of FP17s for the same patient ID Re-attending between 3 & 9 months - Adults	1,614	2,728	59.2%	48.1%	51.5%	50.4%
% of FP17s for Band 1 Urgent Courses	155	3,264	4.7%	8.4%	8.0%	9.1%
% of FP17s Relating to Free Repair or Replacements	26	3,264	0.8%	0.7%	0.8%	0.8%
% of FP17s Relating to Continuations	4	3,264	0.1%	1.0%	1.2%	1.3%
% of Patients satisfied with the dentistry they have received	10	10	100.0%	93.2%	92.8%	92.7%
% of Patients satisfied with the time they had to wait for an appointment	9	10	90.0%	87.4%	89.2%	88.8%

* This is based on patients treated on this contract for their most recent course of treatment. Figures in italics indicate the base number of FP17s or Patient Questionnaire responses are less than 100. N/A is shown where the base number of responses is less than 10 during the period. % is calculated as Quantity/Base number*100

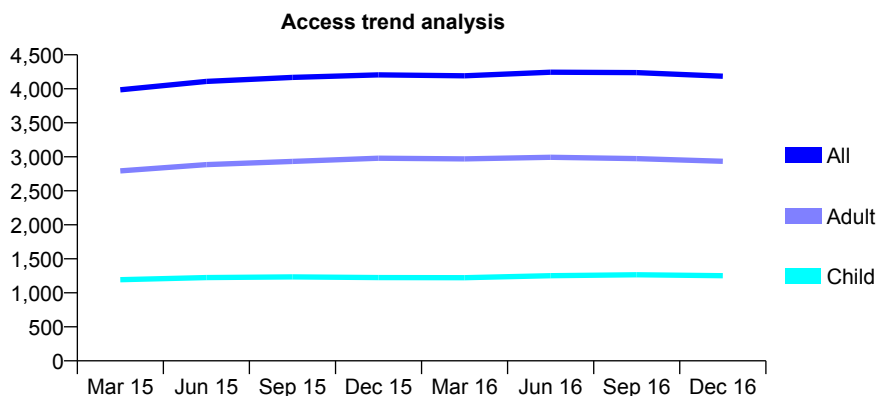
Q58 - Vital Signs At a Glance Contract Report for 741930/0001 - December 2016

Name or company name	MR A PATEL
Contract type name	GDS Contract
Purpose of contract	General
Contract start date	01/04/2006
Contract end date	

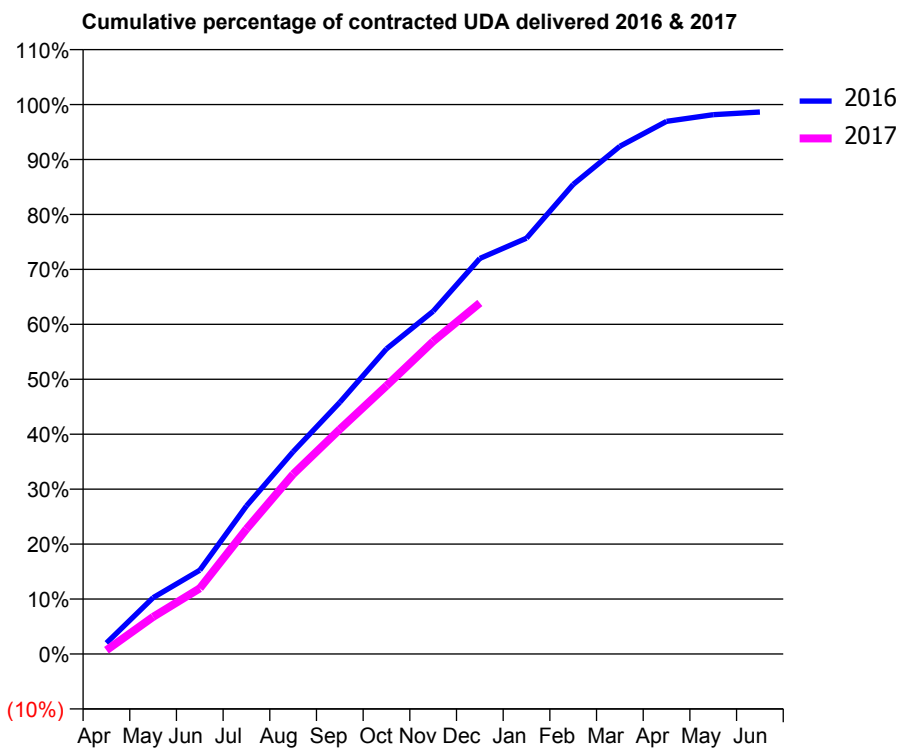
16/17 Contracted general activity (UDA)	6,944
Carry forward general activity (UDA)	95
16/17 Contracted orthodontic activity (UOA)	0
Carry forward orthodontic activity (UOA)	0
Baseline contract value	£158,662.97

ACCESS*

Patients seen in 24 months	Total	Change since previous quarter
Quarter ending December 2015	4,205	
Quarter ending March 2016	4,192	→
Quarter ending June 2016	4,245	→
Quarter ending September 2016	4,239	→
Quarter ending December 2016	4,186	↓
Variance since December 2015	(0.5%)	→



ACTIVITY



Month	Adjusted Scheduled Activity (UDA)	
	2016	2017
April	139	48
May	712	470
June	1,060	830
July	1,871	1,580
August	2,557	2,272
September	3,180	2,841
October	3,856	3,389
November	4,331	3,951
December	4,998	4,436
January	5,255	
February	5,935	
March	6,416	
April	6,730	
May	6,816	
June	6,849	

QUALITY

	Quantity	Base Number	Contract	AT	Region	England
% of FP17s for the same patient ID Re-attending within 3 months - Children	66	1,271	5.2%	11.4%	12.1%	12.4%
% of FP17s for the same patient ID Re-attending within 3 months - Adults	259	2,440	10.6%	14.8%	15.9%	16.6%
% of FP17s for the same patient ID Re-attending between 3 & 9 months - Children	685	1,271	53.9%	55.6%	58.6%	57.5%
% of FP17s for the same patient ID Re-attending between 3 & 9 months - Adults	991	2,440	40.6%	48.1%	51.5%	50.4%
% of FP17s for Band 1 Urgent Courses	227	2,694	8.4%	8.4%	8.0%	9.1%
% of FP17s Relating to Free Repair or Replacements	6	2,694	0.2%	0.7%	0.8%	0.8%
% of FP17s Relating to Continuations	31	2,694	1.2%	1.0%	1.2%	1.3%
% of Patients satisfied with the dentistry they have received	5	6	N/A	93.2%	92.8%	92.7%
% of Patients satisfied with the time they had to wait for an appointment	5	6	N/A	87.4%	89.2%	88.8%

* This is based on patients treated on this contract for their most recent course of treatment. Figures in italics indicate the base number of FP17s or Patient Questionnaire responses are less than 100. N/A is shown where the base number of responses is less than 10 during the period. % is calculated as Quantity/Base number*100

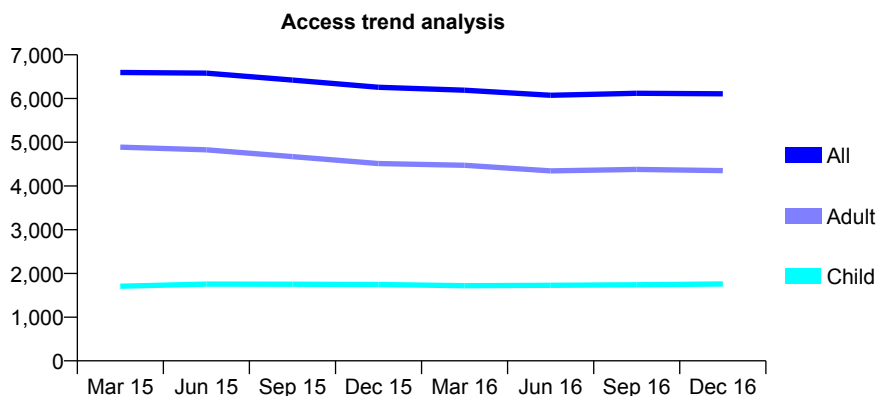
Q58 - Vital Signs At a Glance Contract Report for 741930/0002 - December 2016

Name or company name	MR A PATEL
Contract type name	GDS Contract
Purpose of contract	General
Contract start date	01/04/2006
Contract end date	

16/17 Contracted general activity (UDA)	15,057
Carry forward general activity (UDA)	114
16/17 Contracted orthodontic activity (UOA)	0
Carry forward orthodontic activity (UOA)	0
Baseline contract value	£307,643.81

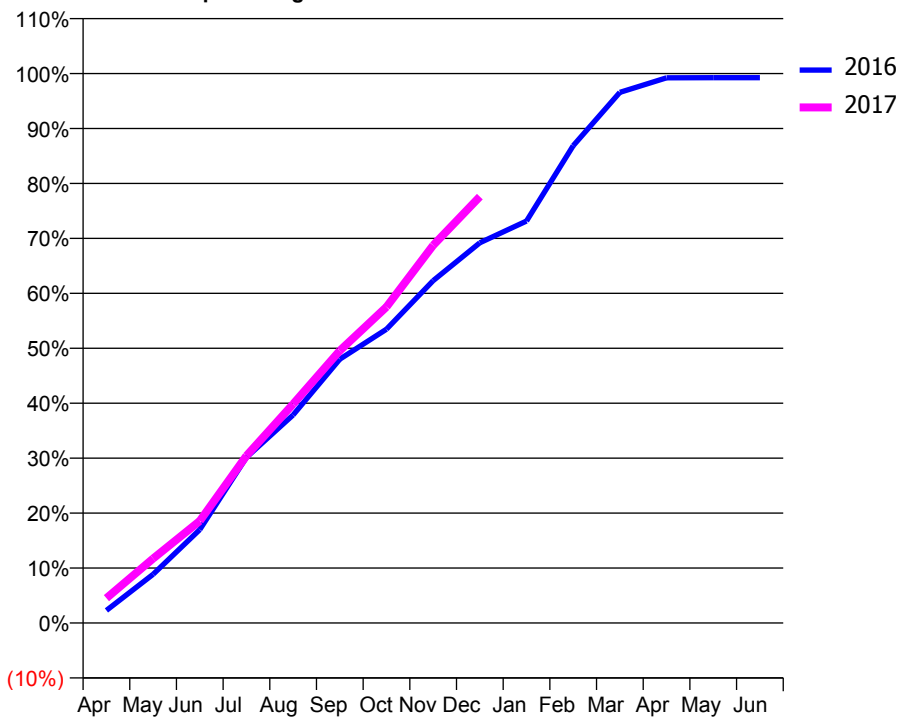
ACCESS*

Patients seen in 24 months	Total	Change since previous quarter
Quarter ending December 2015	6,258	
Quarter ending March 2016	6,191	↓
Quarter ending June 2016	6,075	↓
Quarter ending September 2016	6,119	→
Quarter ending December 2016	6,108	→
Variance since December 2015	(2.4%)	↓



ACTIVITY

Cumulative percentage of contracted UDA delivered 2016 & 2017



Month	Adjusted Scheduled Activity (UDA)	
	2016	2017
April	345	680
May	1,335	1,766
June	2,560	2,797
July	4,539	4,584
August	5,701	6,001
September	7,230	7,463
October	8,051	8,661
November	9,380	10,348
December	10,418	11,684
January	11,014	
February	13,079	
March	14,539	
April	14,937	
May	14,941	
June	14,942	

QUALITY

	Quantity	Base Number	Contract	AT	Region	England
% of FP17s for the same patient ID Re-attending within 3 months - Children	76	1,812	4.2%	11.4%	12.1%	12.4%
% of FP17s for the same patient ID Re-attending within 3 months - Adults	499	4,529	11.0%	14.8%	15.9%	16.6%
% of FP17s for the same patient ID Re-attending between 3 & 9 months - Children	1,083	1,812	59.8%	55.6%	58.6%	57.5%
% of FP17s for the same patient ID Re-attending between 3 & 9 months - Adults	2,513	4,529	55.5%	48.1%	51.5%	50.4%
% of FP17s for Band 1 Urgent Courses	213	6,147	3.5%	8.4%	8.0%	9.1%
% of FP17s Relating to Free Repair or Replacements	52	6,147	0.8%	0.7%	0.8%	0.8%
% of FP17s Relating to Continuations	124	6,147	2.0%	1.0%	1.2%	1.3%
% of Patients satisfied with the dentistry they have received	9	9	N/A	93.2%	92.8%	92.7%
% of Patients satisfied with the time they had to wait for an appointment	9	9	N/A	87.4%	89.2%	88.8%

* This is based on patients treated on this contract for their most recent course of treatment. Figures in italics indicate the base number of FP17s or Patient Questionnaire responses are less than 100. N/A is shown where the base number of responses is less than 10 during the period. % is calculated as Quantity/Base number*100

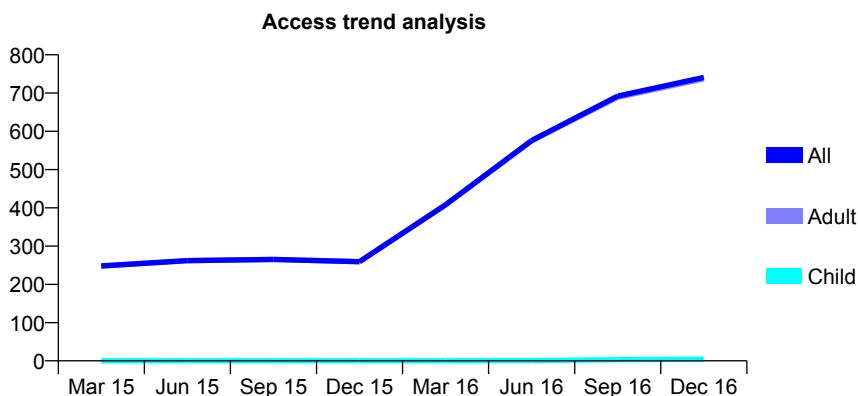
Q58 - Vital Signs At a Glance Contract Report for 741930/0005 - December 2016

Name or company name	MR A PATEL
Contract type name	PDS Contract
Purpose of contract	General
Contract start date	01/01/2013
Contract end date	31/03/2018

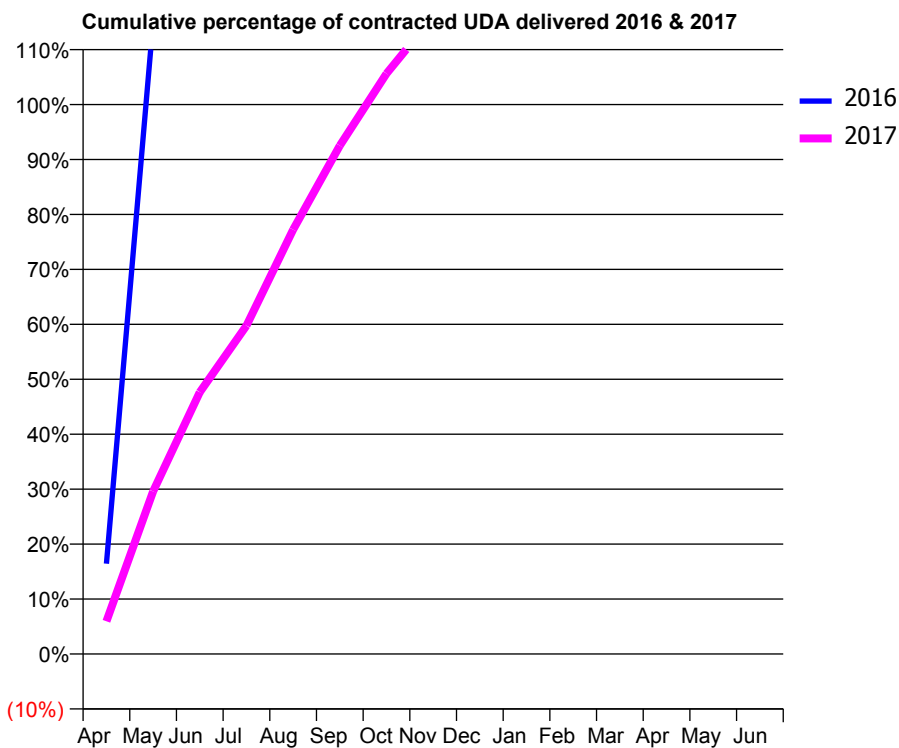
16/17 Contracted general activity (UDA)	1,511
Carry forward general activity (UDA)	0
16/17 Contracted orthodontic activity (UOA)	0
Carry forward orthodontic activity (UOA)	0
Baseline contract value	£130,990.38

ACCESS*

Patients seen in 24 months	Total	Change since previous quarter
Quarter ending December 2015	259	
Quarter ending March 2016	408	↑
Quarter ending June 2016	576	↑
Quarter ending September 2016	692	↑
Quarter ending December 2016	741	↑
Variance since December 2015	186.1%	↑



ACTIVITY



Month	Adjusted Scheduled Activity (UDA)	
	2016	2017
April	24	90
May	168	447
June	333	720
July	585	903
August	774	1,167
September	882	1,398
October	1,035	1,596
November	1,179	1,752
December	1,293	1,899
January	1,293	
February	1,636	
March	1,744	
April	1,801	
May	1,801	
June	1,801	

QUALITY

	Quantity	Base Number	Contract	AT	Region	England
% of FP17s for the same patient ID Re-attending within 3 months - Children	0	4	0.0%	11.4%	12.1%	12.4%
% of FP17s for the same patient ID Re-attending within 3 months - Adults	15	650	2.3%	14.8%	15.9%	16.6%
% of FP17s for the same patient ID Re-attending between 3 & 9 months - Children	0	4	0.0%	55.6%	58.6%	57.5%
% of FP17s for the same patient ID Re-attending between 3 & 9 months - Adults	7	650	1.1%	48.1%	51.5%	50.4%
% of FP17s for Band 1 Urgent Courses	0	633	0.0%	8.4%	8.0%	9.1%
% of FP17s Relating to Free Repair or Replacements	0	633	0.0%	0.7%	0.8%	0.8%
% of FP17s Relating to Continuations	0	633	0.0%	1.0%	1.2%	1.3%
% of Patients satisfied with the dentistry they have received	1	1	N/A	93.2%	92.8%	92.7%
% of Patients satisfied with the time they had to wait for an appointment	0	1	N/A	87.4%	89.2%	88.8%

* This is based on patients treated on this contract for their most recent course of treatment. Figures in italics indicate the base number of FP17s or Patient Questionnaire responses are less than 100. N/A is shown where the base number of responses is less than 10 during the period. % is calculated as Quantity/Base number*100

Q58 - Vital Signs At a Glance Contract Report for 741930/0006 - December 2016

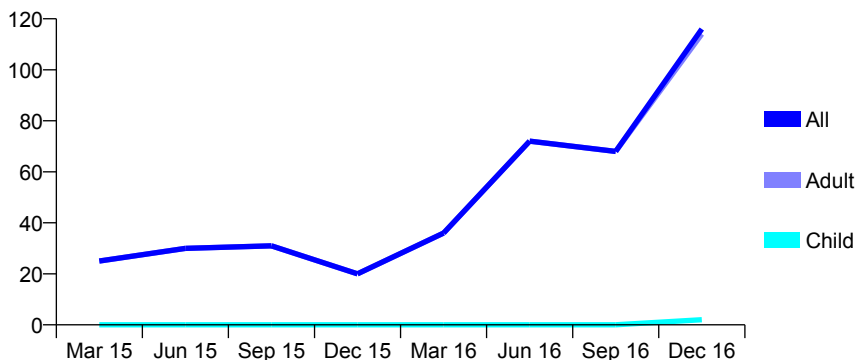
Name or company name	MR A PATEL
Contract type name	PDS Contract
Purpose of contract	General
Contract start date	01/01/2013
Contract end date	31/03/2018

16/17 Contracted general activity (UDA)	298
Carry forward general activity (UDA)	0
16/17 Contracted orthodontic activity (UOA)	0
Carry forward orthodontic activity (UOA)	0
Baseline contract value	£19,867.68

ACCESS*

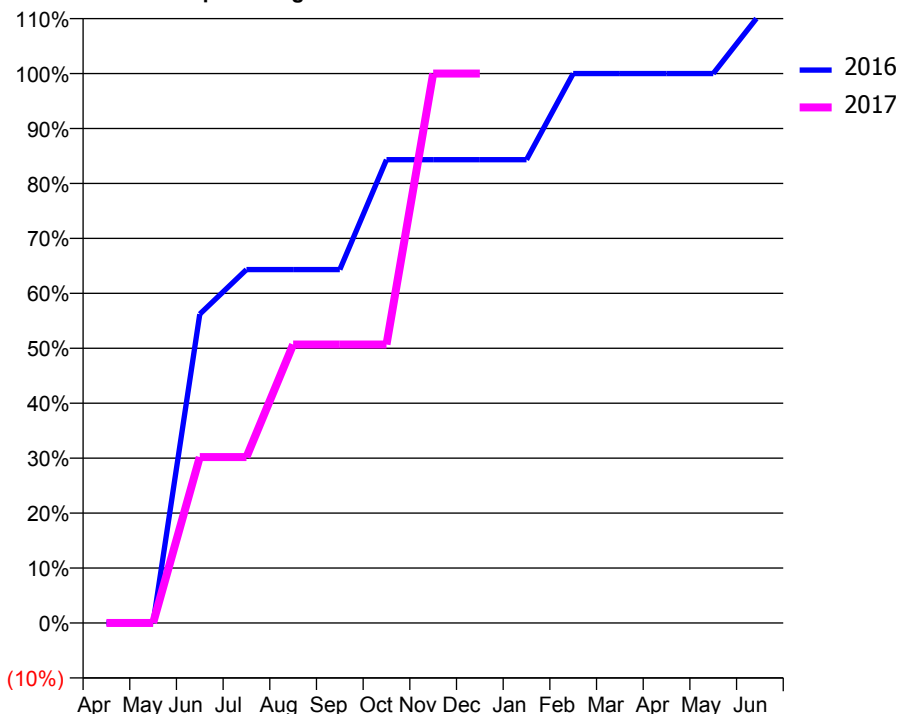
Patients seen in 24 months	Total	Change since previous quarter
Quarter ending December 2015	20	
Quarter ending March 2016	36	↑
Quarter ending June 2016	72	↑
Quarter ending September 2016	68	↓
Quarter ending December 2016	116	↑
Variance since December 2015	480.0%	↑

Access trend analysis



ACTIVITY

Cumulative percentage of contracted UDA delivered 2016 & 2017



Month	Adjusted Scheduled Activity (UDA)	
	2016	2017
April	0	0
May	0	0
June	312	90
July	357	90
August	357	151
September	357	151
October	468	151
November	468	298
December	468	298
January	468	
February	555	
March	555	
April	555	
May	555	
June	615	

QUALITY

	Quantity	Base Number	Contract	AT	Region	England
% of FP17s for the same patient ID Re-attending within 3 months - Children	0	1	0.0%	11.4%	12.1%	12.4%
% of FP17s for the same patient ID Re-attending within 3 months - Adults	4	119	3.4%	14.8%	15.9%	16.6%
% of FP17s for the same patient ID Re-attending between 3 & 9 months - Children	0	1	0.0%	55.6%	58.6%	57.5%
% of FP17s for the same patient ID Re-attending between 3 & 9 months - Adults	1	119	0.8%	48.1%	51.5%	50.4%
% of FP17s for Band 1 Urgent Courses	0	100	0.0%	8.4%	8.0%	9.1%
% of FP17s Relating to Free Repair or Replacements	0	100	0.0%	0.7%	0.8%	0.8%
% of FP17s Relating to Continuations	0	100	0.0%	1.0%	1.2%	1.3%
% of Patients satisfied with the dentistry they have received	0	0	N/A	93.2%	92.8%	92.7%
% of Patients satisfied with the time they had to wait for an appointment	0	0	N/A	87.4%	89.2%	88.8%

* This is based on patients treated on this contract for their most recent course of treatment. Figures in italics indicate the base number of FP17s or Patient Questionnaire responses are less than 100. N/A is shown where the base number of responses is less than 10 during the period. % is calculated as Quantity/Base number*100

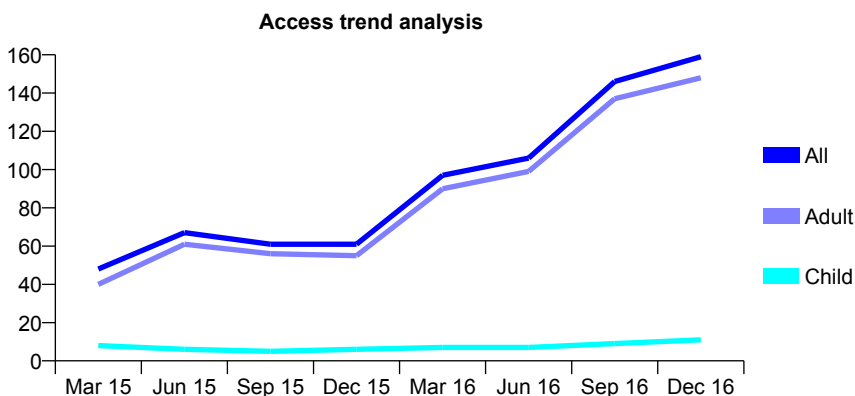
Q58 - Vital Signs At a Glance Contract Report for 741930/0007 - December 2016

Name or company name	MR A PATEL
Contract type name	PDS Contract
Purpose of contract	General
Contract start date	01/01/2013
Contract end date	31/03/2018

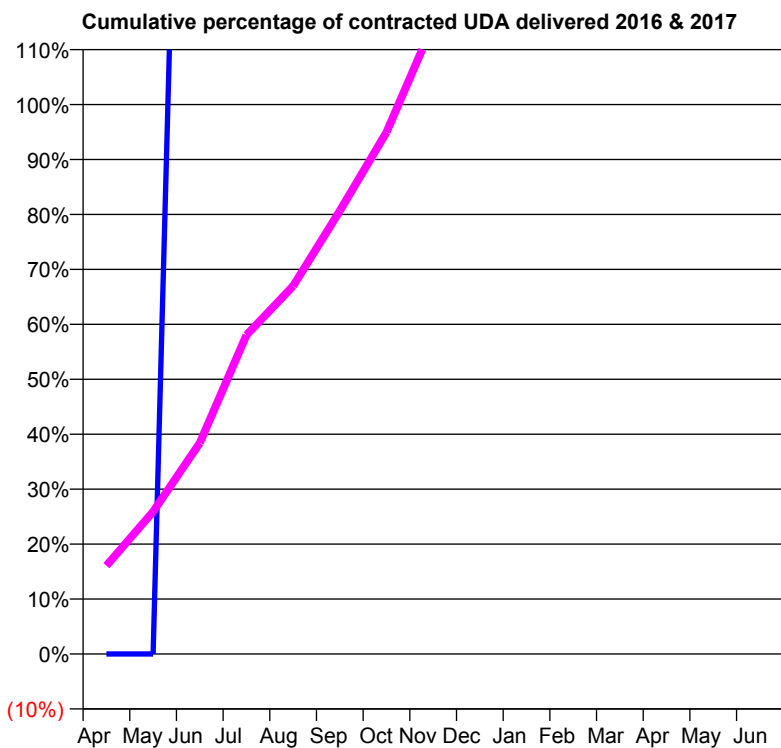
16/17 Contracted general activity (UDA)	336
Carry forward general activity (UDA)	0
16/17 Contracted orthodontic activity (UOA)	0
Carry forward orthodontic activity (UOA)	0
Baseline contract value	£108,700.91

ACCESS*

Patients seen in 24 months	Total	Change since previous quarter
Quarter ending December 2015	61	
Quarter ending March 2016	97	↑
Quarter ending June 2016	106	↑
Quarter ending September 2016	146	↑
Quarter ending December 2016	159	↑
Variance since December 2015	160.7%	↑



ACTIVITY



Month	Adjusted Scheduled Activity (UDA)	
	2016	2017
April	0	54
May	0	87
June	141	129
July	183	195
August	204	225
September	240	271
October	297	319
November	372	385
December	420	403
January	420	
February	480	
March	525	
April	525	
May	525	
June	525	

QUALITY

	Quantity	Base Number	Contract	AT	Region	England
% of FP17s for the same patient ID Re-attending within 3 months - Children	1	11	9.1%	11.4%	12.1%	12.4%
% of FP17s for the same patient ID Re-attending within 3 months - Adults	1	124	0.8%	14.8%	15.9%	16.6%
% of FP17s for the same patient ID Re-attending between 3 & 9 months - Children	0	11	0.0%	55.6%	58.6%	57.5%
% of FP17s for the same patient ID Re-attending between 3 & 9 months - Adults	0	124	0.0%	48.1%	51.5%	50.4%
% of FP17s for Band 1 Urgent Courses	0	135	0.0%	8.4%	8.0%	9.1%
% of FP17s Relating to Free Repair or Replacements	0	135	0.0%	0.7%	0.8%	0.8%
% of FP17s Relating to Continuations	0	135	0.0%	1.0%	1.2%	1.3%
% of Patients satisfied with the dentistry they have received	0	0	N/A	93.2%	92.8%	92.7%
% of Patients satisfied with the time they had to wait for an appointment	0	0	N/A	87.4%	89.2%	88.8%

* This is based on patients treated on this contract for their most recent course of treatment. Figures in italics indicate the base number of FP17s or Patient Questionnaire responses are less than 100. N/A is shown where the base number of responses is less than 10 during the period. % is calculated as Quantity/Base number*100

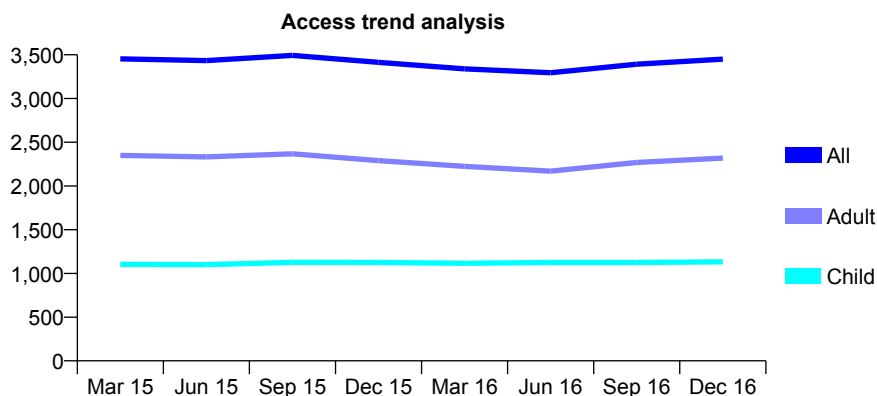
Q58 - Vital Signs At a Glance Contract Report for 742082/0001 - December 2016

Name or company name	MR N BLOOM
Contract type name	GDS Contract
Purpose of contract	General
Contract start date	01/04/2006
Contract end date	

16/17 Contracted general activity (UDA)	8,724
Carry forward general activity (UDA)	-64
16/17 Contracted orthodontic activity (UOA)	0
Carry forward orthodontic activity (UOA)	0
Baseline contract value	£277,735.54

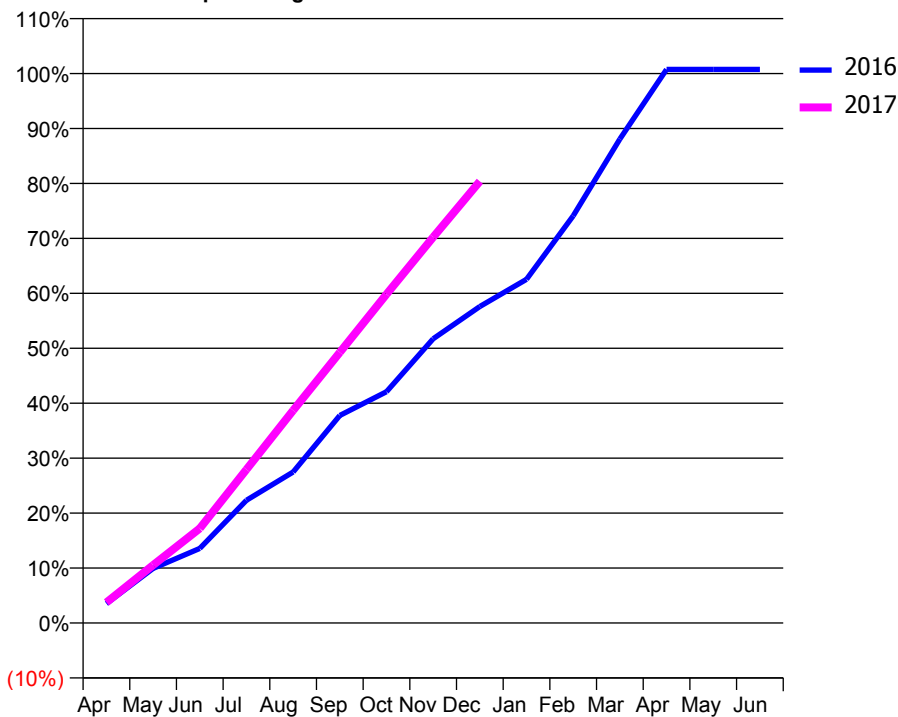
ACCESS*

Patients seen in 24 months	Total	Change since previous quarter
Quarter ending December 2015	3,414	
Quarter ending March 2016	3,339	↓
Quarter ending June 2016	3,295	↓
Quarter ending September 2016	3,392	↑
Quarter ending December 2016	3,451	→
Variance since December 2015	1.1%	→



ACTIVITY

Cumulative percentage of contracted UDA delivered 2016 & 2017



Adjusted Scheduled Activity (UDA)

Month	2016	2017
April	309	327
May	866	920
June	1,185	1,501
July	1,949	2,438
August	2,398	3,375
September	3,295	4,296
October	3,671	5,219
November	4,512	6,125
December	5,024	7,012
January	5,456	
February	6,465	
March	7,683	
April	8,788	
May	8,788	
June	8,788	

QUALITY

	Quantity	Base Number	Contract	AT	Region	England
% of FP17s for the same patient ID Re-attending within 3 months - Children	85	1,077	7.9%	11.4%	12.1%	12.4%
% of FP17s for the same patient ID Re-attending within 3 months - Adults	295	2,157	13.7%	14.8%	15.9%	16.6%
% of FP17s for the same patient ID Re-attending between 3 & 9 months - Children	488	1,077	45.3%	55.6%	58.6%	57.5%
% of FP17s for the same patient ID Re-attending between 3 & 9 months - Adults	743	2,157	34.4%	48.1%	51.5%	50.4%
% of FP17s for Band 1 Urgent Courses	352	2,984	11.8%	8.4%	8.0%	9.1%
% of FP17s Relating to Free Repair or Replacements	7	2,984	0.2%	0.7%	0.8%	0.8%
% of FP17s Relating to Continuations	27	2,984	0.9%	1.0%	1.2%	1.3%
% of Patients satisfied with the dentistry they have received	4	6	N/A	93.2%	92.8%	92.7%
% of Patients satisfied with the time they had to wait for an appointment	4	6	N/A	87.4%	89.2%	88.8%

* This is based on patients treated on this contract for their most recent course of treatment. Figures in italics indicate the base number of FP17s or Patient Questionnaire responses are less than 100. N/A is shown where the base number of responses is less than 10 during the period. % is calculated as Quantity/Base number*100

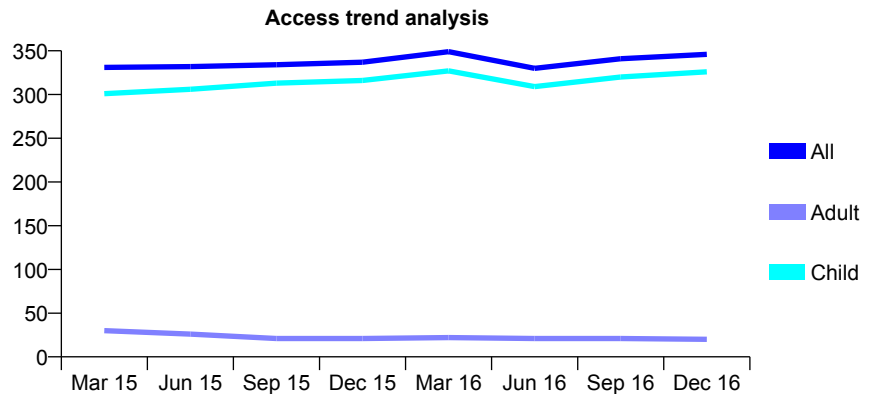
Q58 - Vital Signs At a Glance Contract Report for 746746/0001 - December 2016

Name or company name	MR RJ MILLER-WHITE
Contract type name	GDS Contract
Purpose of contract	General
Contract start date	01/04/2006
Contract end date	

16/17 Contracted general activity (UDA)	800
Carry forward general activity (UDA)	0
16/17 Contracted orthodontic activity (UOA)	0
Carry forward orthodontic activity (UOA)	0
Baseline contract value	£24,464.28

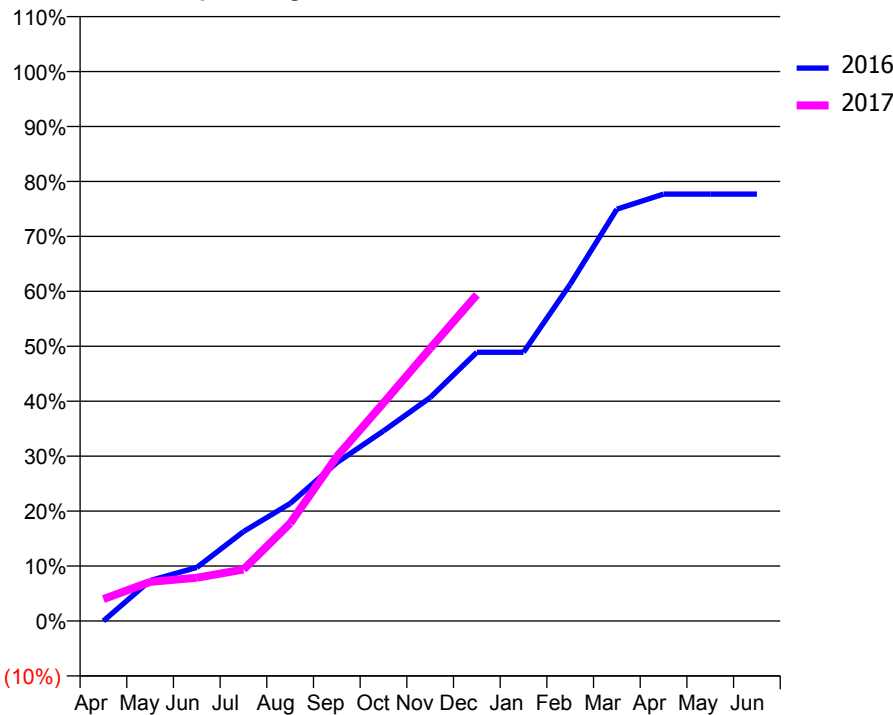
ACCESS*

Patients seen in 24 months	Total	Change since previous quarter
Quarter ending December 2015	337	
Quarter ending March 2016	349	↑
Quarter ending June 2016	330	↓
Quarter ending September 2016	341	↑
Quarter ending December 2016	346	→
Variance since December 2015	2.7%	↑



ACTIVITY

Cumulative percentage of contracted UDA delivered 2016 & 2017



Month	Adjusted Scheduled Activity (UDA)	
	2016	2017
April	0	32
May	59	57
June	78	63
July	130	75
August	171	142
September	231	239
October	277	318
November	325	397
December	391	475
January	391	
February	490	
March	600	
April	622	
May	622	
June	622	

QUALITY

	Quantity	Base Number	Contract	AT	Region	England
% of FP17s for the same patient ID Re-attending within 3 months - Children	23	322	7.1%	11.4%	12.1%	12.4%
% of FP17s for the same patient ID Re-attending within 3 months - Adults	0	0	N/A	14.8%	15.9%	16.6%
% of FP17s for the same patient ID Re-attending between 3 & 9 months - Children	158	322	49.1%	55.6%	58.6%	57.5%
% of FP17s for the same patient ID Re-attending between 3 & 9 months - Adults	0	0	N/A	48.1%	51.5%	50.4%
% of FP17s for Band 1 Urgent Courses	5	308	1.6%	8.4%	8.0%	9.1%
% of FP17s Relating to Free Repair or Replacements	0	308	0.0%	0.7%	0.8%	0.8%
% of FP17s Relating to Continuations	0	308	0.0%	1.0%	1.2%	1.3%
% of Patients satisfied with the dentistry they have received	0	0	N/A	93.2%	92.8%	92.7%
% of Patients satisfied with the time they had to wait for an appointment	0	0	N/A	87.4%	89.2%	88.8%

* This is based on patients treated on this contract for their most recent course of treatment. Figures in italics indicate the base number of FP17s or Patient Questionnaire responses are less than 100. N/A is shown where the base number of responses is less than 10 during the period. % is calculated as Quantity/Base number*100

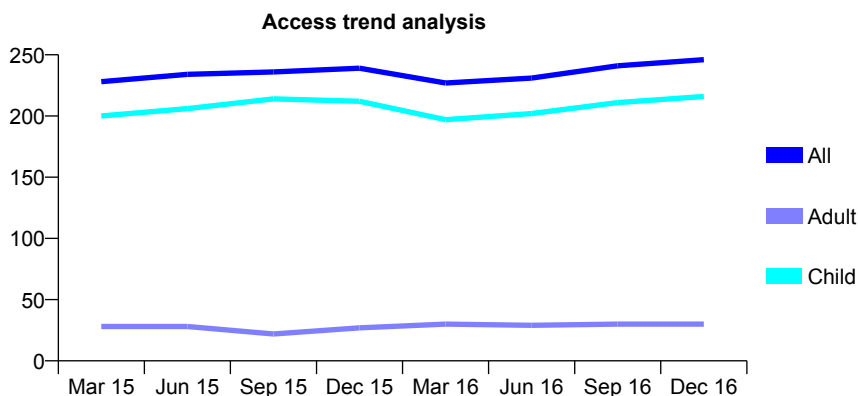
Q58 - Vital Signs At a Glance Contract Report for 751227/0001 - December 2016

Name or company name	MR GK RABIN
Contract type name	GDS Contract
Purpose of contract	General
Contract start date	01/04/2006
Contract end date	

16/17 Contracted general activity (UDA)	600
Carry forward general activity (UDA)	0
16/17 Contracted orthodontic activity (UOA)	0
Carry forward orthodontic activity (UOA)	0
Baseline contract value	£14,308.08

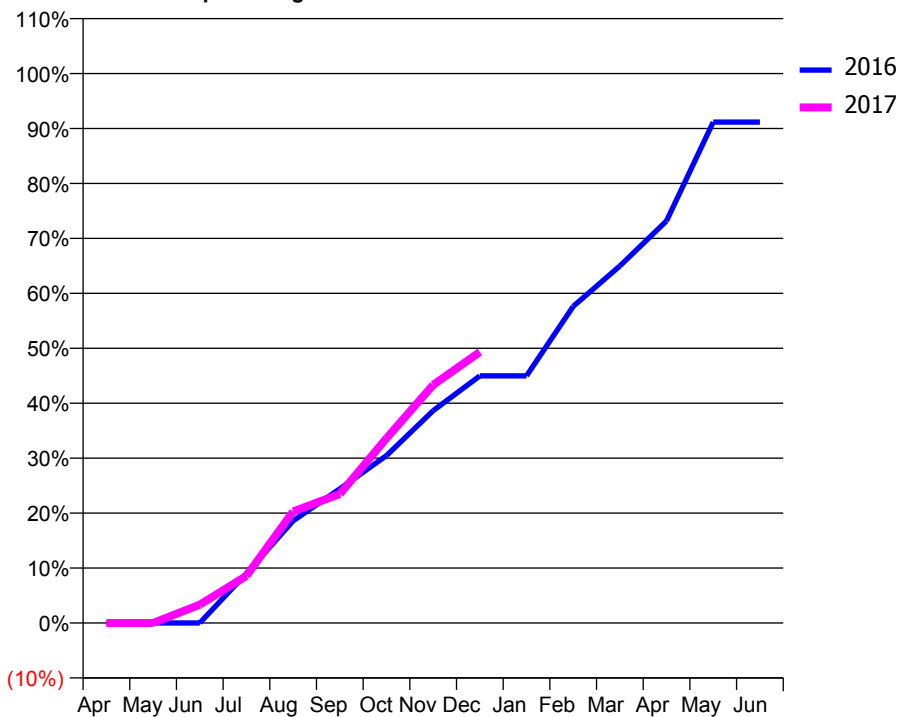
ACCESS*

Patients seen in 24 months	Total	Change since previous quarter
Quarter ending December 2015	239	
Quarter ending March 2016	227	↓
Quarter ending June 2016	231	→
Quarter ending September 2016	241	↑
Quarter ending December 2016	246	↑
Variance since December 2015	2.9%	↑



ACTIVITY

Cumulative percentage of contracted UDA delivered 2016 & 2017



Month	Adjusted Scheduled Activity (UDA)	
	2016	2017
April	0	0
May	0	0
June	0	20
July	54	51
August	112	122
September	147	141
October	183	202
November	232	260
December	270	296
January	270	
February	346	
March	390	
April	439	
May	547	
June	547	

QUALITY

	Quantity	Base Number	Contract	AT	Region	England
% of FP17s for the same patient ID Re-attending within 3 months - Children	19	272	7.0%	11.4%	12.1%	12.4%
% of FP17s for the same patient ID Re-attending within 3 months - Adults	0	5	0.0%	14.8%	15.9%	16.6%
% of FP17s for the same patient ID Re-attending between 3 & 9 months - Children	164	272	60.3%	55.6%	58.6%	57.5%
% of FP17s for the same patient ID Re-attending between 3 & 9 months - Adults	3	5	60.0%	48.1%	51.5%	50.4%
% of FP17s for Band 1 Urgent Courses	5	191	2.6%	8.4%	8.0%	9.1%
% of FP17s Relating to Free Repair or Replacements	0	191	0.0%	0.7%	0.8%	0.8%
% of FP17s Relating to Continuations	0	191	0.0%	1.0%	1.2%	1.3%
% of Patients satisfied with the dentistry they have received	0	0	N/A	93.2%	92.8%	92.7%
% of Patients satisfied with the time they had to wait for an appointment	0	0	N/A	87.4%	89.2%	88.8%

* This is based on patients treated on this contract for their most recent course of treatment. Figures in italics indicate the base number of FP17s or Patient Questionnaire responses are less than 100. N/A is shown where the base number of responses is less than 10 during the period. % is calculated as Quantity/Base number*100

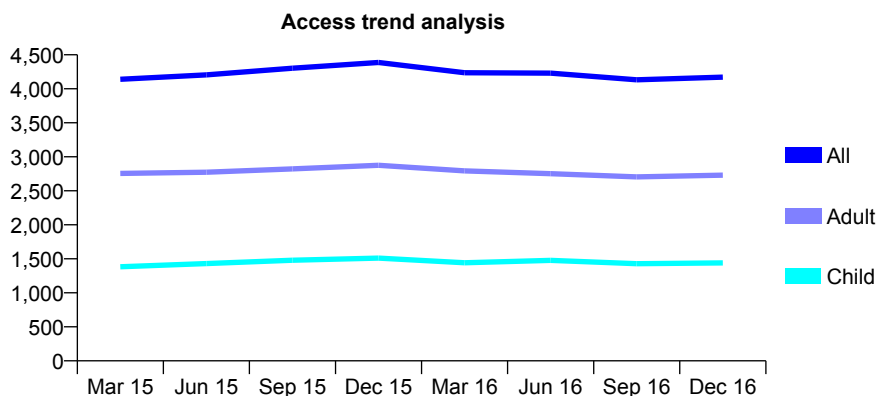
Q58 - Vital Signs At a Glance Contract Report for 753688/0001 - December 2016

Name or company name	MR B KOTECCHA
Contract type name	GDS Contract
Purpose of contract	General
Contract start date	01/04/2006
Contract end date	

16/17 Contracted general activity (UDA)	13,220
Carry forward general activity (UDA)	-36
16/17 Contracted orthodontic activity (UOA)	0
Carry forward orthodontic activity (UOA)	0
Baseline contract value	£330,110.16

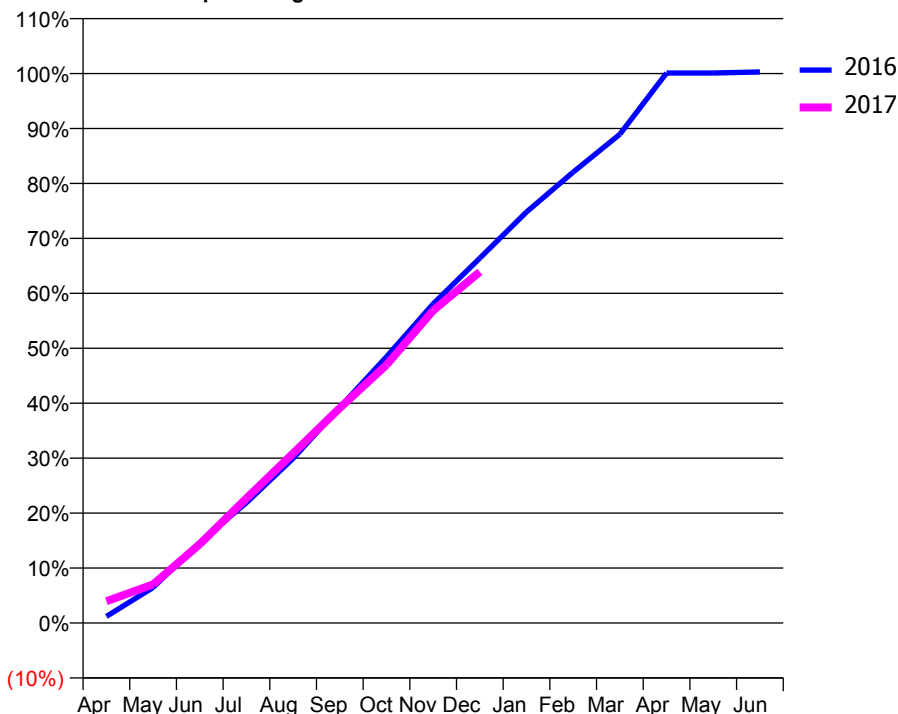
ACCESS*

Patients seen in 24 months	Total	Change since previous quarter
Quarter ending December 2015	4,387	
Quarter ending March 2016	4,236	↓
Quarter ending June 2016	4,230	→
Quarter ending September 2016	4,133	↓
Quarter ending December 2016	4,171	→
Variance since December 2015	(4.9%)	↓



ACTIVITY

Cumulative percentage of contracted UDA delivered 2016 & 2017



Month	Adjusted Scheduled Activity (UDA)	
	2016	2017
April	159	526
May	856	929
June	1,941	1,897
July	2,896	3,002
August	3,959	4,081
September	5,190	5,174
October	6,404	6,210
November	7,677	7,520
December	8,780	8,447
January	9,889	
February	10,847	
March	11,761	
April	13,230	
May	13,230	
June	13,256	

QUALITY

	Quantity	Base Number	Contract	AT	Region	England
% of FP17s for the same patient ID Re-attending within 3 months - Children	107	1,786	6.0%	11.4%	12.1%	12.4%
% of FP17s for the same patient ID Re-attending within 3 months - Adults	392	3,166	12.4%	14.8%	15.9%	16.6%
% of FP17s for the same patient ID Re-attending between 3 & 9 months - Children	1,219	1,786	68.3%	55.6%	58.6%	57.5%
% of FP17s for the same patient ID Re-attending between 3 & 9 months - Adults	2,055	3,166	64.9%	48.1%	51.5%	50.4%
% of FP17s for Band 1 Urgent Courses	327	4,333	7.5%	8.4%	8.0%	9.1%
% of FP17s Relating to Free Repair or Replacements	36	4,333	0.8%	0.7%	0.8%	0.8%
% of FP17s Relating to Continuations	18	4,333	0.4%	1.0%	1.2%	1.3%
% of Patients satisfied with the dentistry they have received	8	9	N/A	93.2%	92.8%	92.7%
% of Patients satisfied with the time they had to wait for an appointment	9	9	N/A	87.4%	89.2%	88.8%

* This is based on patients treated on this contract for their most recent course of treatment. Figures in italics indicate the base number of FP17s or Patient Questionnaire responses are less than 100. N/A is shown where the base number of responses is less than 10 during the period. % is calculated as Quantity/Base number*100

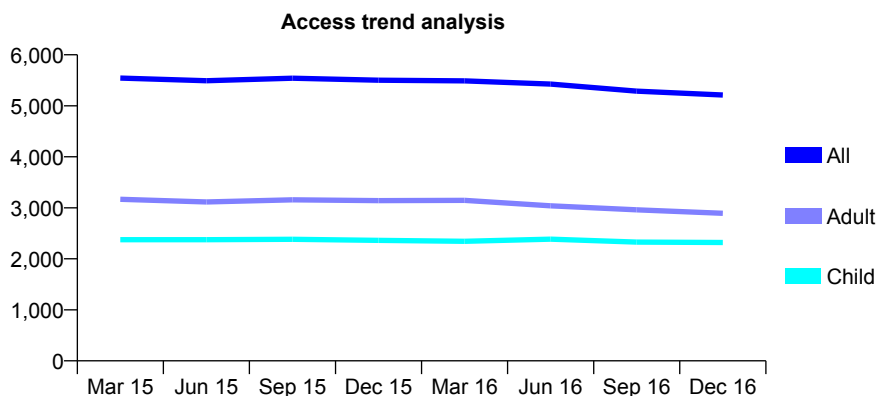
Q58 - Vital Signs At a Glance Contract Report for 755737/0001 - December 2016

Name or company name	MR SK EFSTRATIOU
Contract type name	GDS Contract
Purpose of contract	General
Contract start date	01/04/2006
Contract end date	

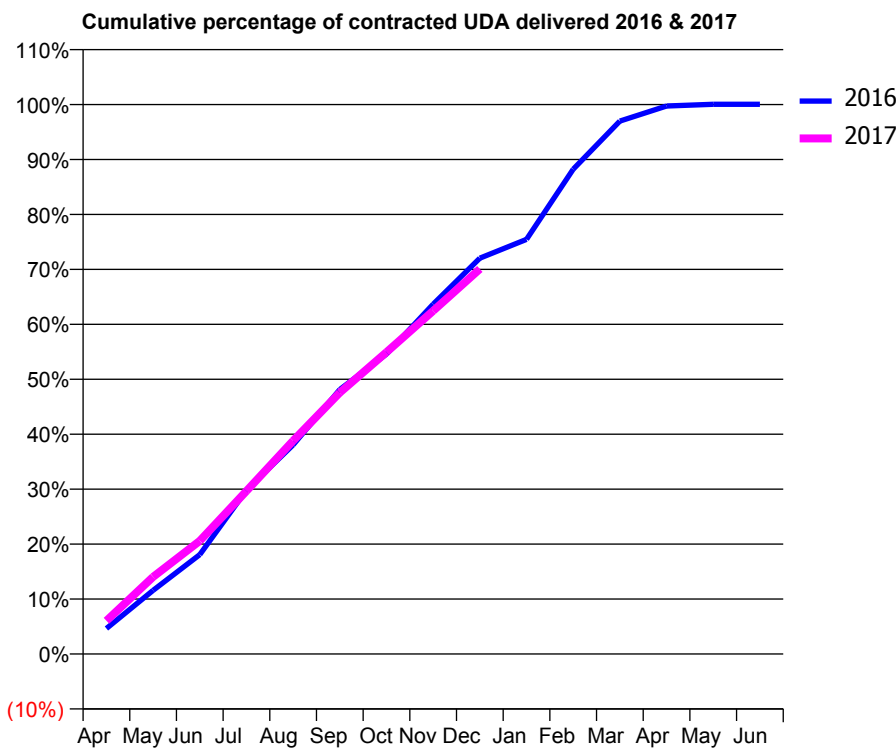
16/17 Contracted general activity (UDA)	11,700
Carry forward general activity (UDA)	-4
16/17 Contracted orthodontic activity (UOA)	0
Carry forward orthodontic activity (UOA)	0
Baseline contract value	£320,828.12

ACCESS*

Patients seen in 24 months	Total	Change since previous quarter
Quarter ending December 2015	5,502	
Quarter ending March 2016	5,490	→
Quarter ending June 2016	5,425	↓
Quarter ending September 2016	5,287	↓
Quarter ending December 2016	5,211	↓
Variance since December 2015	(5.3%)	↓



ACTIVITY



Month	Adjusted Scheduled Activity (UDA)	
	2016	2017
April	544	708
May	1,356	1,642
June	2,115	2,410
July	3,487	3,472
August	4,453	4,542
September	5,631	5,567
October	6,387	6,426
November	7,448	7,306
December	8,428	8,199
January	8,829	
February	10,323	
March	11,347	
April	11,669	
May	11,703	
June	11,705	

QUALITY

	Quantity	Base Number	Contract	AT	Region	England
% of FP17s for the same patient ID Re-attending within 3 months - Children	246	2,673	9.2%	11.4%	12.1%	12.4%
% of FP17s for the same patient ID Re-attending within 3 months - Adults	405	2,431	16.7%	14.8%	15.9%	16.6%
% of FP17s for the same patient ID Re-attending between 3 & 9 months - Children	1,550	2,673	58.0%	55.6%	58.6%	57.5%
% of FP17s for the same patient ID Re-attending between 3 & 9 months - Adults	1,190	2,431	49.0%	48.1%	51.5%	50.4%
% of FP17s for Band 1 Urgent Courses	442	4,489	9.8%	8.4%	8.0%	9.1%
% of FP17s Relating to Free Repair or Replacements	14	4,489	0.3%	0.7%	0.8%	0.8%
% of FP17s Relating to Continuations	21	4,489	0.5%	1.0%	1.2%	1.3%
% of Patients satisfied with the dentistry they have received	6	6	N/A	93.2%	92.8%	92.7%
% of Patients satisfied with the time they had to wait for an appointment	6	6	N/A	87.4%	89.2%	88.8%

* This is based on patients treated on this contract for their most recent course of treatment. Figures in italics indicate the base number of FP17s or Patient Questionnaire responses are less than 100. N/A is shown where the base number of responses is less than 10 during the period. % is calculated as Quantity/Base number*100

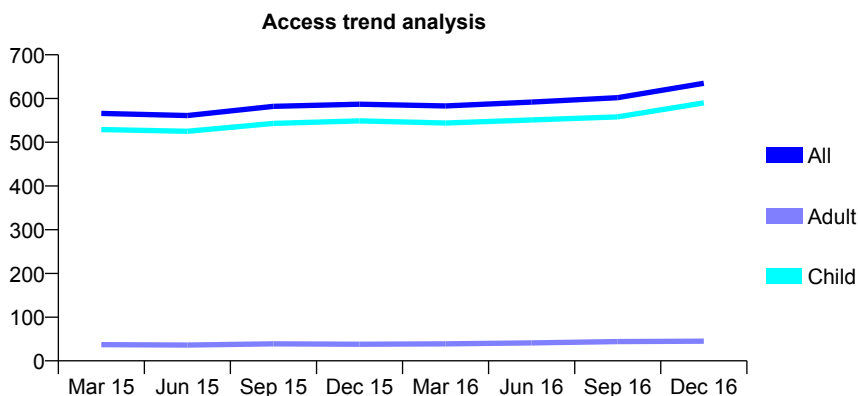
Q58 - Vital Signs At a Glance Contract Report for 762377/0001 - December 2016

Name or company name	MISS AM BROKENSHIRE
Contract type name	GDS Contract
Purpose of contract	General
Contract start date	01/04/2006
Contract end date	

16/17 Contracted general activity (UDA)	990
Carry forward general activity (UDA)	-27
16/17 Contracted orthodontic activity (UOA)	0
Carry forward orthodontic activity (UOA)	0
Baseline contract value	£22,468.44

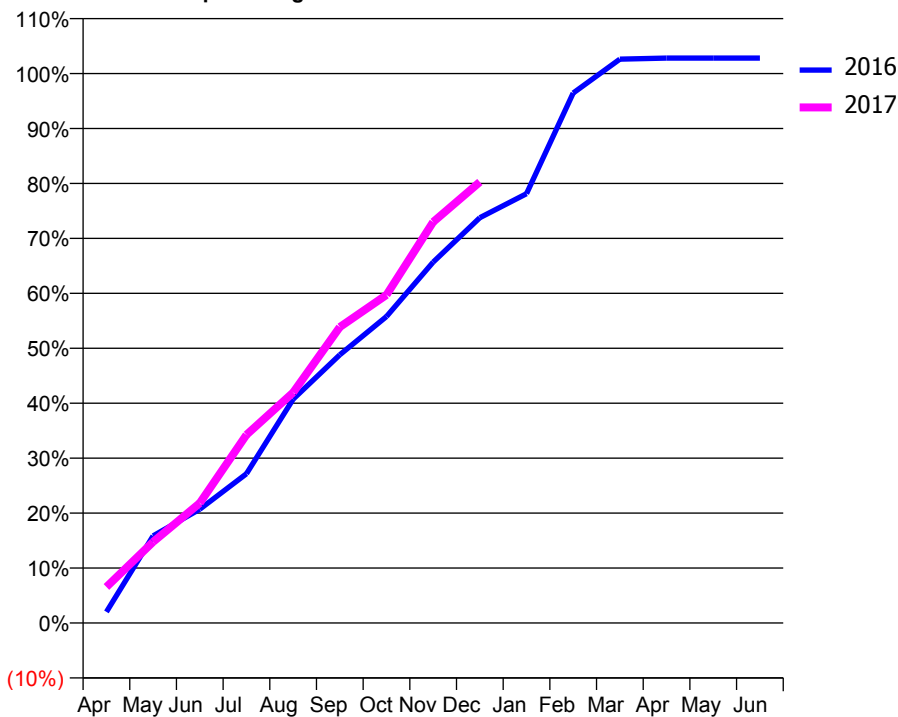
ACCESS*

Patients seen in 24 months	Total	Change since previous quarter
Quarter ending December 2015	587	
Quarter ending March 2016	583	→
Quarter ending June 2016	592	→
Quarter ending September 2016	602	→
Quarter ending December 2016	635	↑
Variance since December 2015	8.2%	↑



ACTIVITY

Cumulative percentage of contracted UDA delivered 2016 & 2017



Month	Adjusted Scheduled Activity (UDA)	
	2016	2017
April	20	65
May	157	146
June	205	216
July	269	339
August	403	415
September	483	533
October	552	591
November	650	723
December	730	795
January	773	
February	955	
March	1,016	
April	1,018	
May	1,018	
June	1,018	

QUALITY

	Quantity	Base Number	Contract	AT	Region	England
% of FP17s for the same patient ID Re-attending within 3 months - Children	21	590	3.6%	11.4%	12.1%	12.4%
% of FP17s for the same patient ID Re-attending within 3 months - Adults	0	0	N/A	14.8%	15.9%	16.6%
% of FP17s for the same patient ID Re-attending between 3 & 9 months - Children	304	590	51.5%	55.6%	58.6%	57.5%
% of FP17s for the same patient ID Re-attending between 3 & 9 months - Adults	0	0	N/A	48.1%	51.5%	50.4%
% of FP17s for Band 1 Urgent Courses	3	588	0.5%	8.4%	8.0%	9.1%
% of FP17s Relating to Free Repair or Replacements	0	588	0.0%	0.7%	0.8%	0.8%
% of FP17s Relating to Continuations	10	588	1.7%	1.0%	1.2%	1.3%
% of Patients satisfied with the dentistry they have received	0	0	N/A	93.2%	92.8%	92.7%
% of Patients satisfied with the time they had to wait for an appointment	0	0	N/A	87.4%	89.2%	88.8%

* This is based on patients treated on this contract for their most recent course of treatment. Figures in italics indicate the base number of FP17s or Patient Questionnaire responses are less than 100. N/A is shown where the base number of responses is less than 10 during the period. % is calculated as Quantity/Base number*100

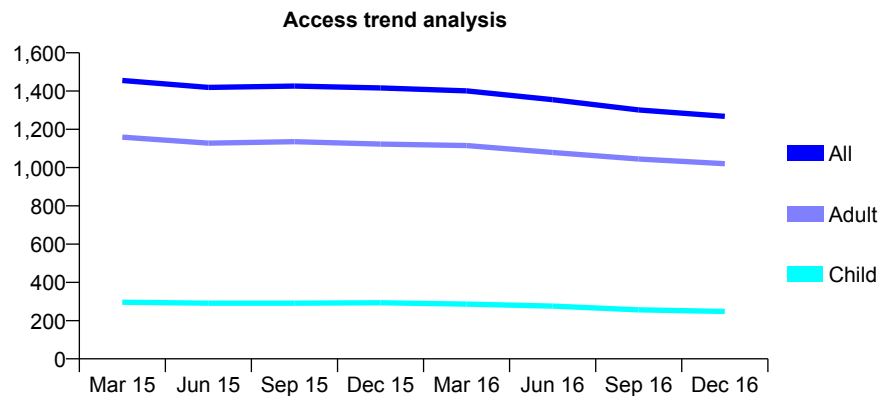
Q58 - Vital Signs At a Glance Contract Report for 763306/0001 - December 2016

Name or company name	MR KR KALHOR SADIGHI
Contract type name	GDS Contract
Purpose of contract	General
Contract start date	01/04/2006
Contract end date	

16/17 Contracted general activity (UDA)	9,850
Carry forward general activity (UDA)	0
16/17 Contracted orthodontic activity (UOA)	0
Carry forward orthodontic activity (UOA)	0
Baseline contract value	£237,928.32

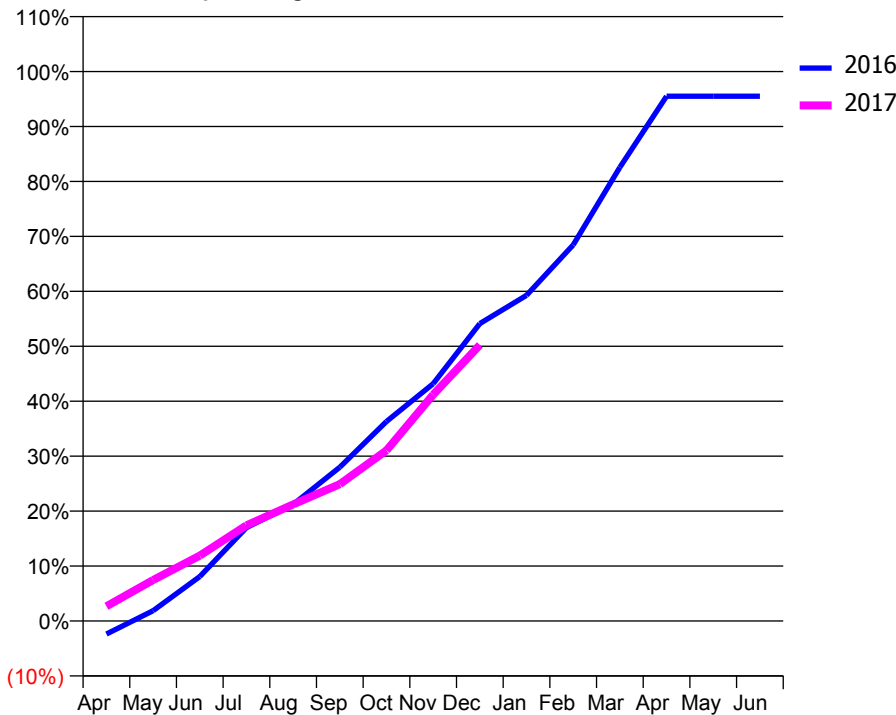
ACCESS*

Patients seen in 24 months	Total	Change since previous quarter
Quarter ending December 2015	1,416	
Quarter ending March 2016	1,401	↓
Quarter ending June 2016	1,355	↓
Quarter ending September 2016	1,301	↓
Quarter ending December 2016	1,268	↓
Variance since December 2015	(10.5%)	↓



ACTIVITY

Cumulative percentage of contracted UDA delivered 2016 & 2017



Month	Adjusted Scheduled Activity (UDA)	
	2016	2017
April	-235	264
May	185	735
June	797	1,172
July	1,675	1,714
August	2,090	2,090
September	2,758	2,453
October	3,578	3,058
November	4,252	4,058
December	5,332	4,950
January	5,838	
February	6,741	
March	8,132	
April	9,407	
May	9,407	
June	9,407	

QUALITY

	Quantity	Base Number	Contract	AT	Region	England
% of FP17s for the same patient ID Re-attending within 3 months - Children	35	282	12.4%	11.4%	12.1%	12.4%
% of FP17s for the same patient ID Re-attending within 3 months - Adults	235	1,098	21.4%	14.8%	15.9%	16.6%
% of FP17s for the same patient ID Re-attending between 3 & 9 months - Children	156	282	55.3%	55.6%	58.6%	57.5%
% of FP17s for the same patient ID Re-attending between 3 & 9 months - Adults	623	1,098	56.7%	48.1%	51.5%	50.4%
% of FP17s for Band 1 Urgent Courses	163	1,213	13.4%	8.4%	8.0%	9.1%
% of FP17s Relating to Free Repair or Replacements	32	1,213	2.6%	0.7%	0.8%	0.8%
% of FP17s Relating to Continuations	31	1,213	2.6%	1.0%	1.2%	1.3%
% of Patients satisfied with the dentistry they have received	5	7	N/A	93.2%	92.8%	92.7%
% of Patients satisfied with the time they had to wait for an appointment	7	7	N/A	87.4%	89.2%	88.8%

* This is based on patients treated on this contract for their most recent course of treatment. Figures in italics indicate the base number of FP17s or Patient Questionnaire responses are less than 100. N/A is shown where the base number of responses is less than 10 during the period. % is calculated as Quantity/Base number*100

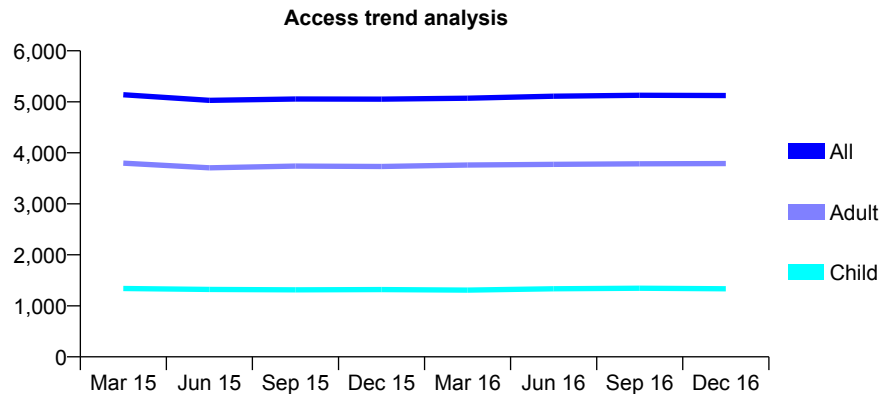
Q58 - Vital Signs At a Glance Contract Report for 764280/0001 - December 2016

Name or company name	MRS AO IYALLA
Contract type name	GDS Contract
Purpose of contract	General
Contract start date	01/04/2006
Contract end date	

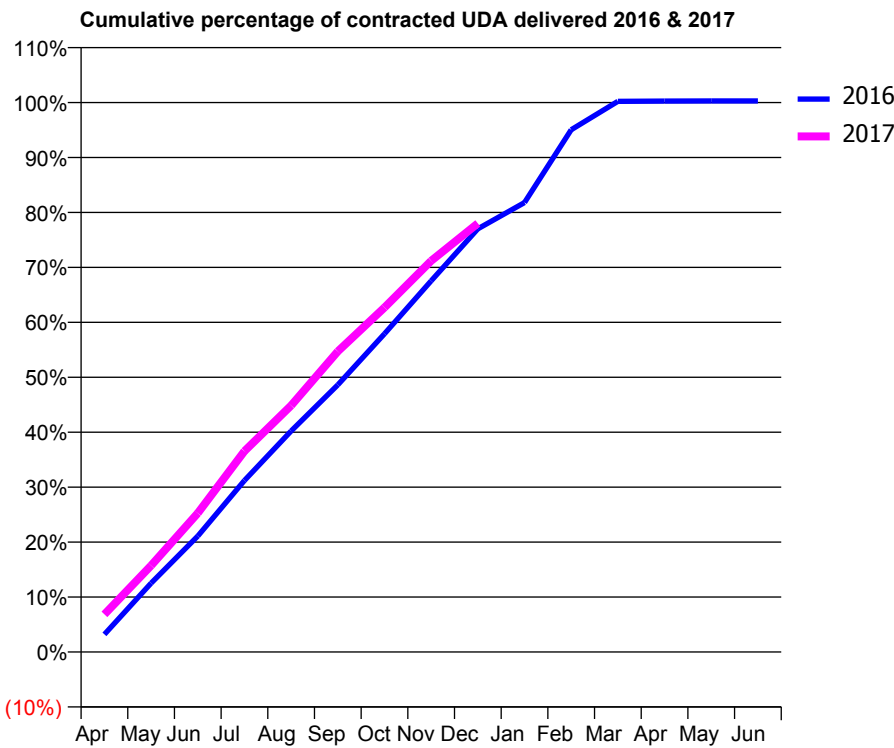
16/17 Contracted general activity (UDA)	15,337
Carry forward general activity (UDA)	-43
16/17 Contracted orthodontic activity (UOA)	0
Carry forward orthodontic activity (UOA)	0
Baseline contract value	£387,366.25

ACCESS*

Patients seen in 24 months	Total	Change since previous quarter
Quarter ending December 2015	5,052	
Quarter ending March 2016	5,070	→
Quarter ending June 2016	5,109	→
Quarter ending September 2016	5,129	→
Quarter ending December 2016	5,123	→
Variance since December 2015	1.4%	→



ACTIVITY



Month	Adjusted Scheduled Activity (UDA)	
	2016	2017
April	493	1,050
May	1,921	2,413
June	3,235	3,876
July	4,787	5,607
August	6,170	6,880
September	7,458	8,390
October	8,883	9,614
November	10,359	10,919
December	11,813	11,965
January	12,543	
February	14,575	
March	15,371	
April	15,377	
May	15,380	
June	15,381	

QUALITY

	Quantity	Base Number	Contract	AT	Region	England
% of FP17s for the same patient ID Re-attending within 3 months - Children	75	1,296	5.8%	11.4%	12.1%	12.4%
% of FP17s for the same patient ID Re-attending within 3 months - Adults	307	3,136	9.8%	14.8%	15.9%	16.6%
% of FP17s for the same patient ID Re-attending between 3 & 9 months - Children	707	1,296	54.6%	55.6%	58.6%	57.5%
% of FP17s for the same patient ID Re-attending between 3 & 9 months - Adults	1,324	3,136	42.2%	48.1%	51.5%	50.4%
% of FP17s for Band 1 Urgent Courses	465	4,425	10.5%	8.4%	8.0%	9.1%
% of FP17s Relating to Free Repair or Replacements	16	4,425	0.4%	0.7%	0.8%	0.8%
% of FP17s Relating to Continuations	0	4,425	0.0%	1.0%	1.2%	1.3%
% of Patients satisfied with the dentistry they have received	4	5	N/A	93.2%	92.8%	92.7%
% of Patients satisfied with the time they had to wait for an appointment	4	5	N/A	87.4%	89.2%	88.8%

* This is based on patients treated on this contract for their most recent course of treatment. Figures in italics indicate the base number of FP17s or Patient Questionnaire responses are less than 100. N/A is shown where the base number of responses is less than 10 during the period. % is calculated as Quantity/Base number*100

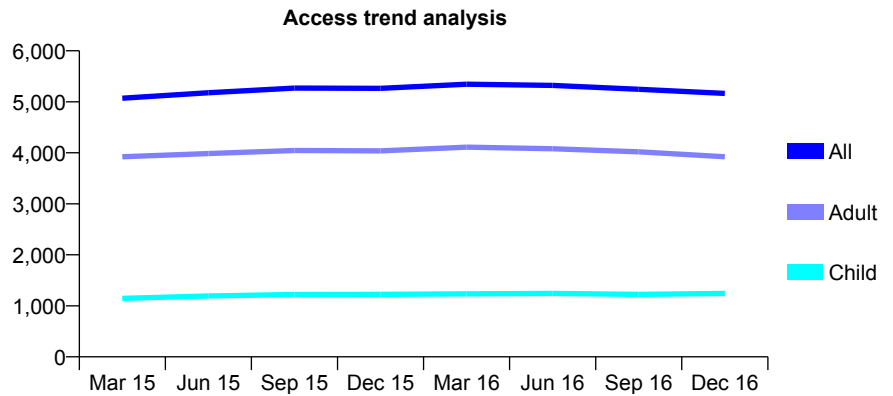
Q58 - Vital Signs At a Glance Contract Report for 764779/0001 - December 2016

Name or company name	MR PD LITCHFIELD
Contract type name	GDS Contract
Purpose of contract	General
Contract start date	01/04/2006
Contract end date	

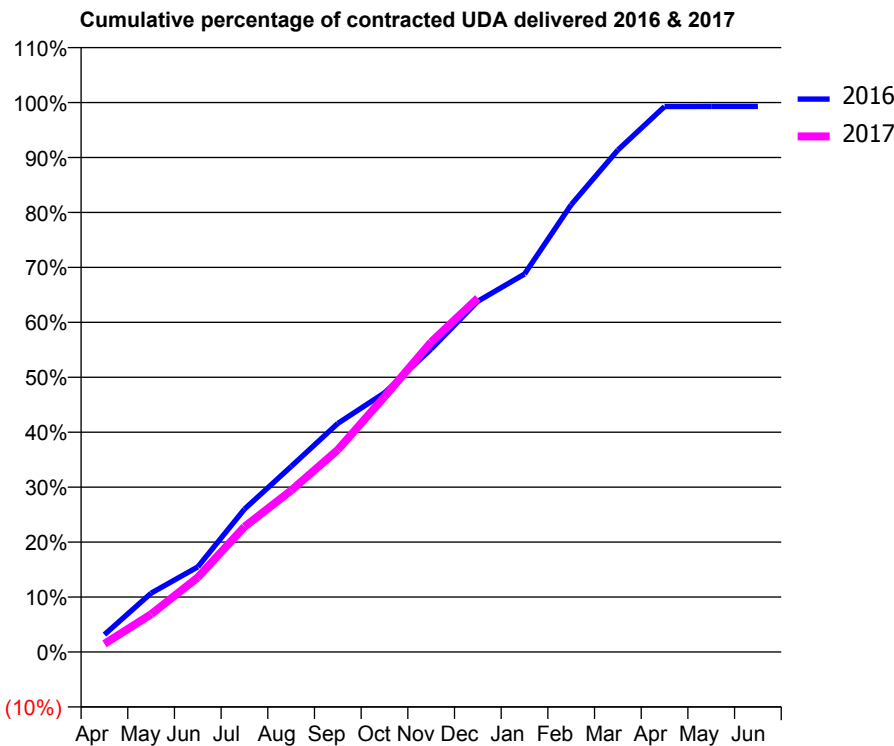
16/17 Contracted general activity (UDA)	13,776
Carry forward general activity (UDA)	97
16/17 Contracted orthodontic activity (UOA)	0
Carry forward orthodontic activity (UOA)	0
Baseline contract value	£353,831.57

ACCESS*

Patients seen in 24 months	Total	Change since previous quarter
Quarter ending December 2015	5,265	
Quarter ending March 2016	5,346	→
Quarter ending June 2016	5,322	→
Quarter ending September 2016	5,245	↓
Quarter ending December 2016	5,166	↓
Variance since December 2015	(1.9%)	↓



ACTIVITY



Month	Adjusted Scheduled Activity (UDA)	
	2016	2017
April	437	205
May	1,477	946
June	2,133	1,870
July	3,582	3,140
August	4,651	4,049
September	5,730	5,069
October	6,496	6,400
November	7,598	7,769
December	8,795	8,876
January	9,475	
February	11,216	
March	12,585	
April	13,675	
May	13,679	
June	13,679	

QUALITY

	Quantity	Base Number	Contract	AT	Region	England
% of FP17s for the same patient ID Re-attending within 3 months - Children	59	788	7.5%	11.4%	12.1%	12.4%
% of FP17s for the same patient ID Re-attending within 3 months - Adults	725	3,023	24.0%	14.8%	15.9%	16.6%
% of FP17s for the same patient ID Re-attending between 3 & 9 months - Children	182	788	23.1%	55.6%	58.6%	57.5%
% of FP17s for the same patient ID Re-attending between 3 & 9 months - Adults	761	3,023	25.2%	48.1%	51.5%	50.4%
% of FP17s for Band 1 Urgent Courses	838	3,440	24.4%	8.4%	8.0%	9.1%
% of FP17s Relating to Free Repair or Replacements	51	3,440	1.5%	0.7%	0.8%	0.8%
% of FP17s Relating to Continuations	50	3,440	1.5%	1.0%	1.2%	1.3%
% of Patients satisfied with the dentistry they have received	7	7	N/A	93.2%	92.8%	92.7%
% of Patients satisfied with the time they had to wait for an appointment	7	7	N/A	87.4%	89.2%	88.8%

* This is based on patients treated on this contract for their most recent course of treatment. Figures in italics indicate the base number of FP17s or Patient Questionnaire responses are less than 100. N/A is shown where the base number of responses is less than 10 during the period. % is calculated as Quantity/Base number*100

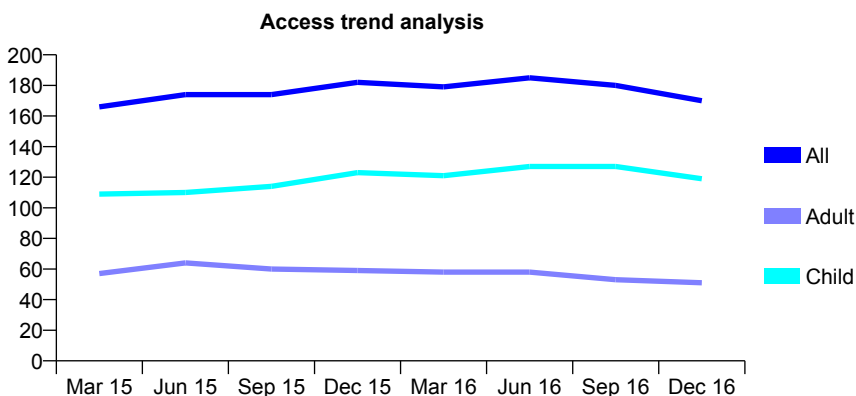
Q58 - Vital Signs At a Glance Contract Report for 765279/0001 - December 2016

Name or company name	Tilehouse Dental Clinic
Contract type name	GDS Contract
Purpose of contract	General
Contract start date	01/04/2007
Contract end date	

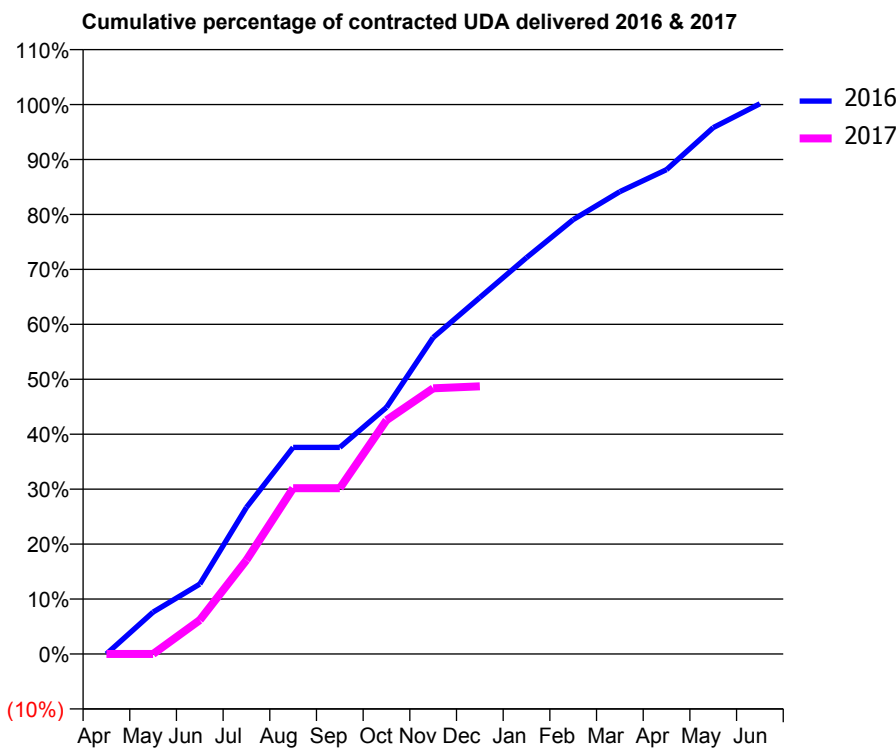
16/17 Contracted general activity (UDA)	275
Carry forward general activity (UDA)	0
16/17 Contracted orthodontic activity (UOA)	0
Carry forward orthodontic activity (UOA)	0
Baseline contract value	£6,015.34

ACCESS*

Patients seen in 24 months	Total	Change since previous quarter
Quarter ending December 2015	182	
Quarter ending March 2016	179	↓
Quarter ending June 2016	185	↑
Quarter ending September 2016	180	↓
Quarter ending December 2016	170	↓
Variance since December 2015	(6.6%)	↓



ACTIVITY



Month	Adjusted Scheduled Activity (UDA)	
	2016	2017
April	0	0
May	21	0
June	35	17
July	73	47
August	103	83
September	103	83
October	123	117
November	158	133
December	178	134
January	198	
February	217	
March	231	
April	242	
May	263	
June	275	

QUALITY

	Quantity	Base Number	Contract	AT	Region	England
% of FP17s for the same patient ID Re-attending within 3 months - Children	0	119	0.0%	11.4%	12.1%	12.4%
% of FP17s for the same patient ID Re-attending within 3 months - Adults	0	37	0.0%	14.8%	15.9%	16.6%
% of FP17s for the same patient ID Re-attending between 3 & 9 months - Children	79	119	66.4%	55.6%	58.6%	57.5%
% of FP17s for the same patient ID Re-attending between 3 & 9 months - Adults	19	37	51.4%	48.1%	51.5%	50.4%
% of FP17s for Band 1 Urgent Courses	0	114	0.0%	8.4%	8.0%	9.1%
% of FP17s Relating to Free Repair or Replacements	0	114	0.0%	0.7%	0.8%	0.8%
% of FP17s Relating to Continuations	0	114	0.0%	1.0%	1.2%	1.3%
% of Patients satisfied with the dentistry they have received	1	1	N/A	93.2%	92.8%	92.7%
% of Patients satisfied with the time they had to wait for an appointment	1	1	N/A	87.4%	89.2%	88.8%

* This is based on patients treated on this contract for their most recent course of treatment. Figures in italics indicate the base number of FP17s or Patient Questionnaire responses are less than 100. N/A is shown where the base number of responses is less than 10 during the period. % is calculated as Quantity/Base number*100

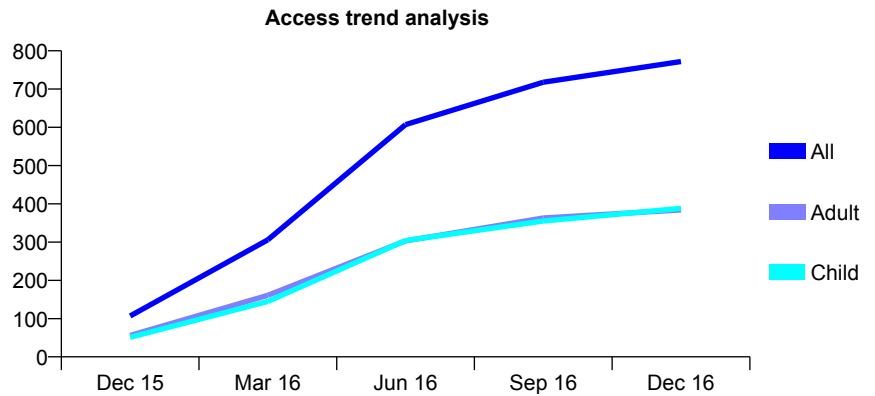
Q58 - Vital Signs At a Glance Contract Report for 765279/0003 - December 2016

Name or company name	MR NS SHAH
Contract type name	GDS Contract
Purpose of contract	General
Contract start date	14/11/2015
Contract end date	

16/17 Contracted general activity (UDA)	2,010
Carry forward general activity (UDA)	0
16/17 Contracted orthodontic activity (UOA)	0
Carry forward orthodontic activity (UOA)	0
Baseline contract value	£58,039.10

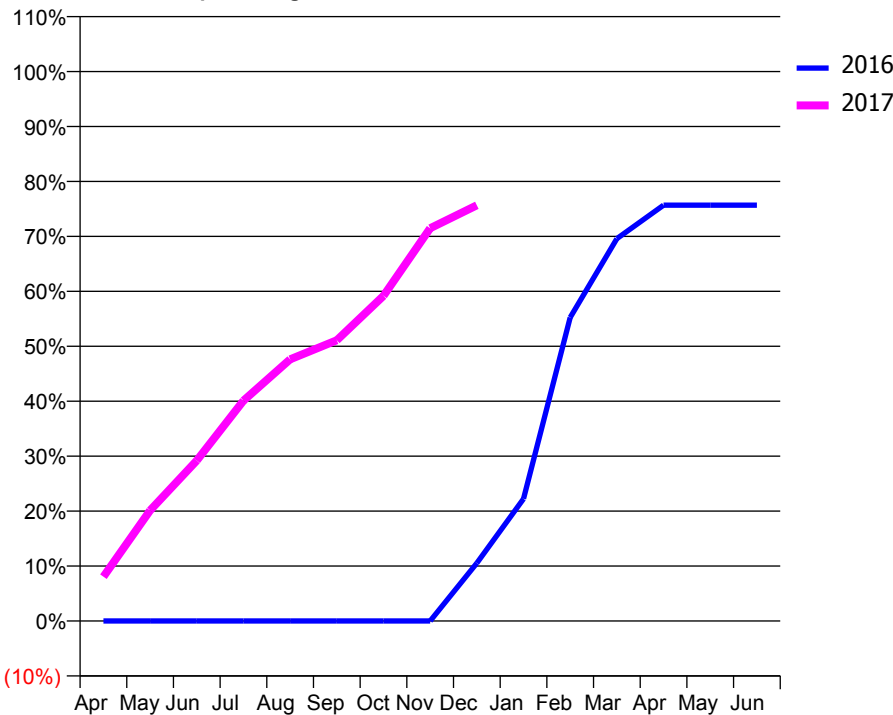
ACCESS*

Patients seen in 24 months	Total	Change since previous quarter
Quarter ending December 2015	107	
Quarter ending March 2016	306	↑
Quarter ending June 2016	607	↑
Quarter ending September 2016	718	↑
Quarter ending December 2016	772	↑
Variance since December 2015	621.5%	↑



ACTIVITY

Cumulative percentage of contracted UDA delivered 2016 & 2017



Month	Adjusted Scheduled Activity (UDA)	
	2016	2017
April	0	162
May	0	404
June	0	587
July	0	806
August	0	957
September	0	1,027
October	0	1,189
November	0	1,437
December	75	1,521
January	157	
February	391	
March	493	
April	536	
May	536	
June	536	

QUALITY

	Quantity	Base Number	Contract	AT	Region	England
% of FP17s for the same patient ID Re-attending within 3 months - Children	31	482	6.4%	11.4%	12.1%	12.4%
% of FP17s for the same patient ID Re-attending within 3 months - Adults	61	463	13.2%	14.8%	15.9%	16.6%
% of FP17s for the same patient ID Re-attending between 3 & 9 months - Children	137	482	28.4%	55.6%	58.6%	57.5%
% of FP17s for the same patient ID Re-attending between 3 & 9 months - Adults	161	463	34.8%	48.1%	51.5%	50.4%
% of FP17s for Band 1 Urgent Courses	44	903	4.9%	8.4%	8.0%	9.1%
% of FP17s Relating to Free Repair or Replacements	3	903	0.3%	0.7%	0.8%	0.8%
% of FP17s Relating to Continuations	17	903	1.9%	1.0%	1.2%	1.3%
% of Patients satisfied with the dentistry they have received	1	1	N/A	93.2%	92.8%	92.7%
% of Patients satisfied with the time they had to wait for an appointment	1	1	N/A	87.4%	89.2%	88.8%

* This is based on patients treated on this contract for their most recent course of treatment. Figures in italics indicate the base number of FP17s or Patient Questionnaire responses are less than 100. N/A is shown where the base number of responses is less than 10 during the period. % is calculated as Quantity/Base number*100

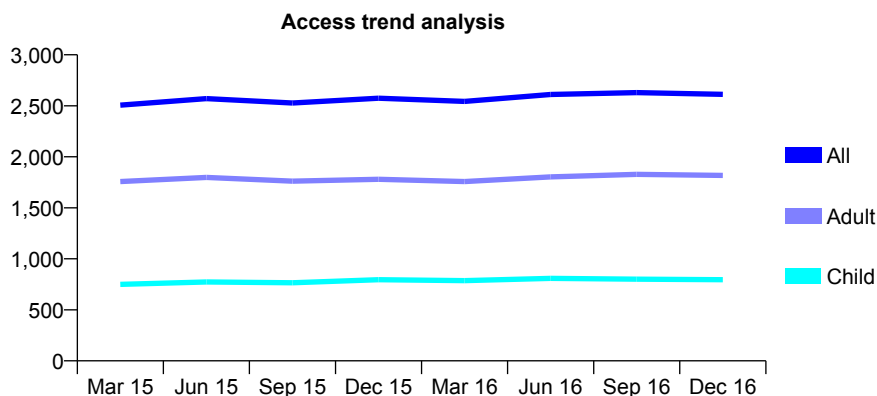
Q58 - Vital Signs At a Glance Contract Report for 767190/0001 - December 2016

Name or company name	MR S BHOGAITA
Contract type name	GDS Contract
Purpose of contract	General
Contract start date	01/04/2006
Contract end date	

16/17 Contracted general activity (UDA)	8,100
Carry forward general activity (UDA)	-162
16/17 Contracted orthodontic activity (UOA)	0
Carry forward orthodontic activity (UOA)	0
Baseline contract value	£212,213.69

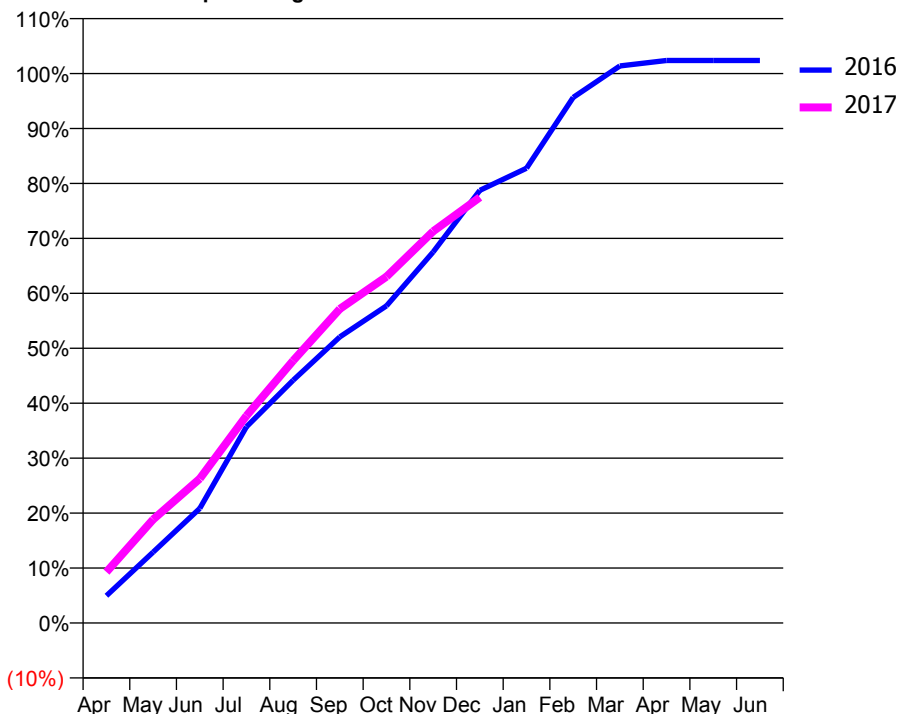
ACCESS*

Patients seen in 24 months	Total	Change since previous quarter
Quarter ending December 2015	2,575	
Quarter ending March 2016	2,543	↓
Quarter ending June 2016	2,611	↑
Quarter ending September 2016	2,629	→
Quarter ending December 2016	2,612	→
Variance since December 2015	1.4%	→



ACTIVITY

Cumulative percentage of contracted UDA delivered 2016 & 2017



Month	Adjusted Scheduled Activity (UDA)	
	2016	2017
April	403	752
May	1,045	1,525
June	1,689	2,129
July	2,892	3,055
August	3,579	3,868
September	4,218	4,630
October	4,675	5,107
November	5,470	5,773
December	6,377	6,274
January	6,704	
February	7,748	
March	8,211	
April	8,291	
May	8,291	
June	8,292	

QUALITY

	Quantity	Base Number	Contract	AT	Region	England
% of FP17s for the same patient ID Re-attending within 3 months - Children	26	1,003	2.6%	11.4%	12.1%	12.4%
% of FP17s for the same patient ID Re-attending within 3 months - Adults	119	1,847	6.4%	14.8%	15.9%	16.6%
% of FP17s for the same patient ID Re-attending between 3 & 9 months - Children	693	1,003	69.1%	55.6%	58.6%	57.5%
% of FP17s for the same patient ID Re-attending between 3 & 9 months - Adults	904	1,847	48.9%	48.1%	51.5%	50.4%
% of FP17s for Band 1 Urgent Courses	72	2,806	2.6%	8.4%	8.0%	9.1%
% of FP17s Relating to Free Repair or Replacements	21	2,806	0.7%	0.7%	0.8%	0.8%
% of FP17s Relating to Continuations	14	2,806	0.5%	1.0%	1.2%	1.3%
% of Patients satisfied with the dentistry they have received	2	2	N/A	93.2%	92.8%	92.7%
% of Patients satisfied with the time they had to wait for an appointment	2	2	N/A	87.4%	89.2%	88.8%

* This is based on patients treated on this contract for their most recent course of treatment. Figures in italics indicate the base number of FP17s or Patient Questionnaire responses are less than 100. N/A is shown where the base number of responses is less than 10 during the period. % is calculated as Quantity/Base number*100

Q58 - Vital Signs At a Glance Contract Report for 767190/0002 - December 2016

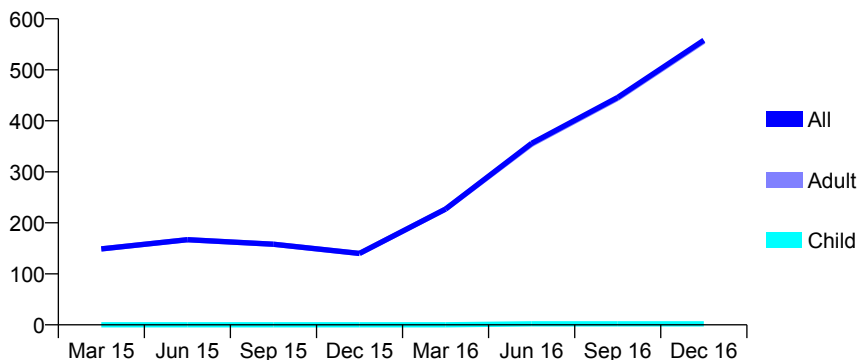
Name or company name	MR S BHOGAITA
Contract type name	PDS Contract
Purpose of contract	General
Contract start date	01/11/2006
Contract end date	31/03/2018

16/17 Contracted general activity (UDA)	1,315
Carry forward general activity (UDA)	0
16/17 Contracted orthodontic activity (UOA)	0
Carry forward orthodontic activity (UOA)	0
Baseline contract value	£96,267.50

ACCESS*

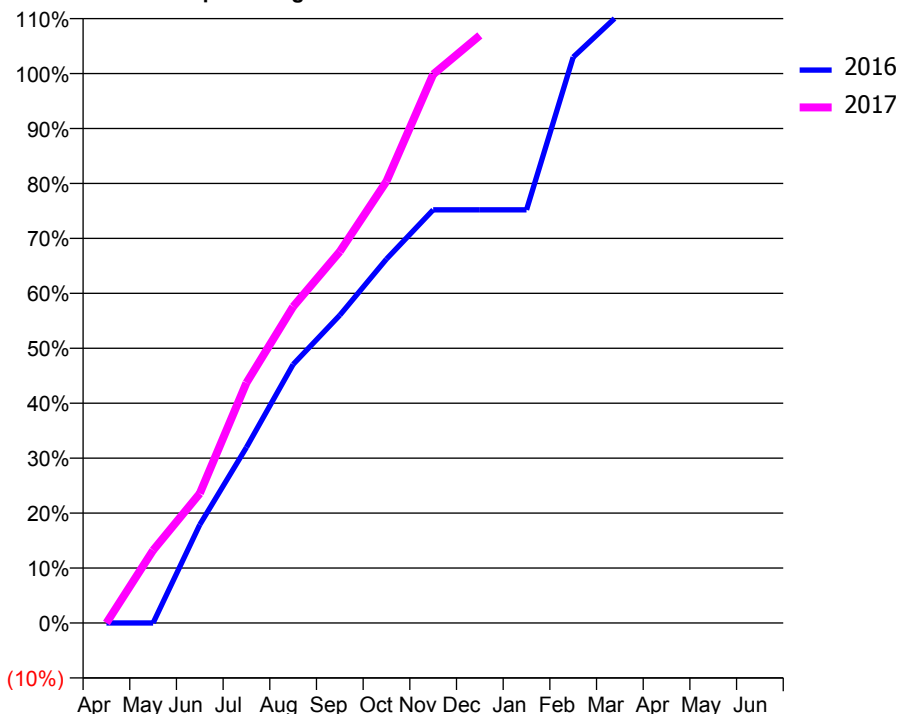
Patients seen in 24 months	Total	Change since previous quarter
Quarter ending December 2015	140	
Quarter ending March 2016	227	↑
Quarter ending June 2016	356	↑
Quarter ending September 2016	446	↑
Quarter ending December 2016	558	↑
Variance since December 2015	298.6%	↑

Access trend analysis



ACTIVITY

Cumulative percentage of contracted UDA delivered 2016 & 2017



Month	Adjusted Scheduled Activity (UDA)	
	2016	2017
April	0	0
May	0	174
June	210	310
July	375	575
August	552	757
September	657	889
October	777	1,057
November	882	1,313
December	882	1,406
January	882	
February	1,208	
March	1,301	
April	1,326	
May	1,326	
June	1,350	

QUALITY

	Quantity	Base Number	Contract	AT	Region	England
% of FP17s for the same patient ID Re-attending within 3 months - Children	0	3	0.0%	11.4%	12.1%	12.4%
% of FP17s for the same patient ID Re-attending within 3 months - Adults	1	533	0.2%	14.8%	15.9%	16.6%
% of FP17s for the same patient ID Re-attending between 3 & 9 months - Children	0	3	0.0%	55.6%	58.6%	57.5%
% of FP17s for the same patient ID Re-attending between 3 & 9 months - Adults	2	533	0.4%	48.1%	51.5%	50.4%
% of FP17s for Band 1 Urgent Courses	0	512	0.0%	8.4%	8.0%	9.1%
% of FP17s Relating to Free Repair or Replacements	0	512	0.0%	0.7%	0.8%	0.8%
% of FP17s Relating to Continuations	0	512	0.0%	1.0%	1.2%	1.3%
% of Patients satisfied with the dentistry they have received	0	0	N/A	93.2%	92.8%	92.7%
% of Patients satisfied with the time they had to wait for an appointment	0	0	N/A	87.4%	89.2%	88.8%

* This is based on patients treated on this contract for their most recent course of treatment. Figures in italics indicate the base number of FP17s or Patient Questionnaire responses are less than 100. N/A is shown where the base number of responses is less than 10 during the period. % is calculated as Quantity/Base number*100

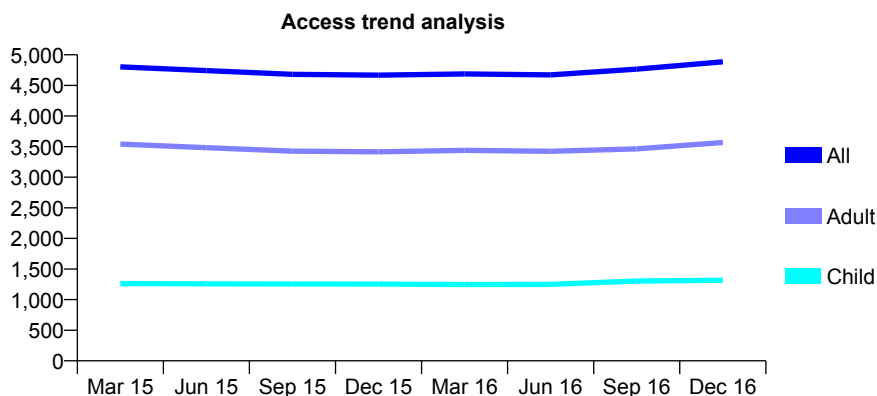
Q58 - Vital Signs At a Glance Contract Report for 767190/0003 - December 2016

Name or company name	MR S BHOGAITA
Contract type name	GDS Contract
Purpose of contract	General
Contract start date	01/10/2009
Contract end date	

16/17 Contracted general activity (UDA)	15,691
Carry forward general activity (UDA)	48
16/17 Contracted orthodontic activity (UOA)	0
Carry forward orthodontic activity (UOA)	0
Baseline contract value	£477,515.56

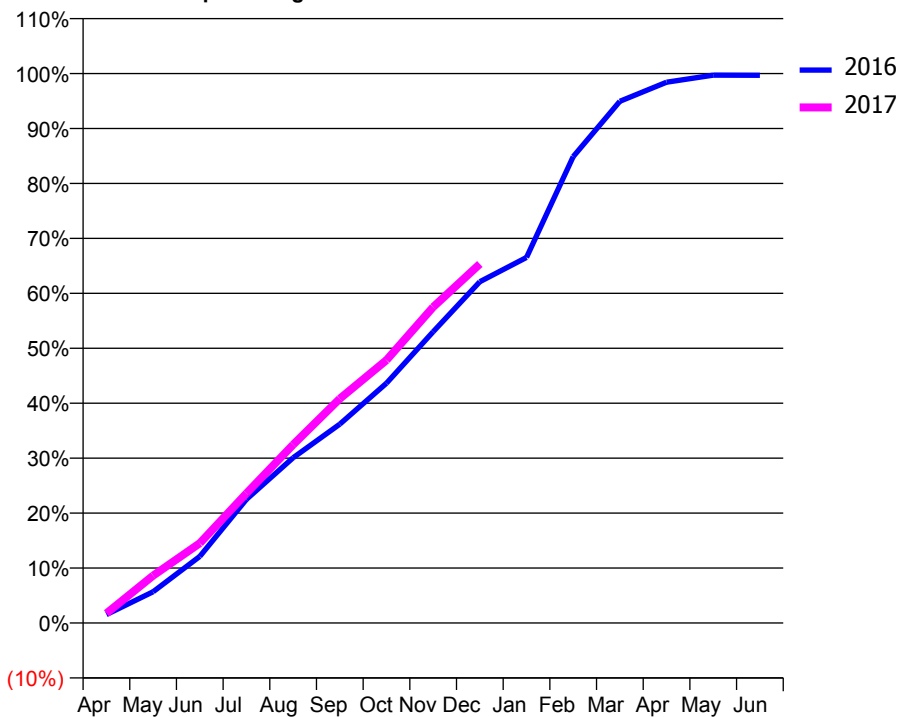
ACCESS*

Patients seen in 24 months	Total	Change since previous quarter
Quarter ending December 2015	4,667	
Quarter ending March 2016	4,687	→
Quarter ending June 2016	4,673	→
Quarter ending September 2016	4,765	→
Quarter ending December 2016	4,886	↑
Variance since December 2015	4.7%	↑



ACTIVITY

Cumulative percentage of contracted UDA delivered 2016 & 2017



Month	Adjusted Scheduled Activity (UDA)	
	2016	2017
April	234	276
May	864	1,352
June	1,840	2,279
July	3,421	3,702
August	4,568	5,094
September	5,498	6,406
October	6,629	7,508
November	8,053	9,021
December	9,435	10,253
January	10,108	
February	12,894	
March	14,423	
April	14,949	
May	15,145	
June	15,142	

QUALITY

	Quantity	Base Number	Contract	AT	Region	England
% of FP17s for the same patient ID Re-attending within 3 months - Children	110	1,361	8.1%	11.4%	12.1%	12.4%
% of FP17s for the same patient ID Re-attending within 3 months - Adults	375	3,469	10.8%	14.8%	15.9%	16.6%
% of FP17s for the same patient ID Re-attending between 3 & 9 months - Children	581	1,361	42.7%	55.6%	58.6%	57.5%
% of FP17s for the same patient ID Re-attending between 3 & 9 months - Adults	1,652	3,469	47.6%	48.1%	51.5%	50.4%
% of FP17s for Band 1 Urgent Courses	339	4,545	7.5%	8.4%	8.0%	9.1%
% of FP17s Relating to Free Repair or Replacements	23	4,545	0.5%	0.7%	0.8%	0.8%
% of FP17s Relating to Continuations	16	4,545	0.4%	1.0%	1.2%	1.3%
% of Patients satisfied with the dentistry they have received	4	4	N/A	93.2%	92.8%	92.7%
% of Patients satisfied with the time they had to wait for an appointment	4	4	N/A	87.4%	89.2%	88.8%

* This is based on patients treated on this contract for their most recent course of treatment. Figures in italics indicate the base number of FP17s or Patient Questionnaire responses are less than 100. N/A is shown where the base number of responses is less than 10 during the period. % is calculated as Quantity/Base number*100

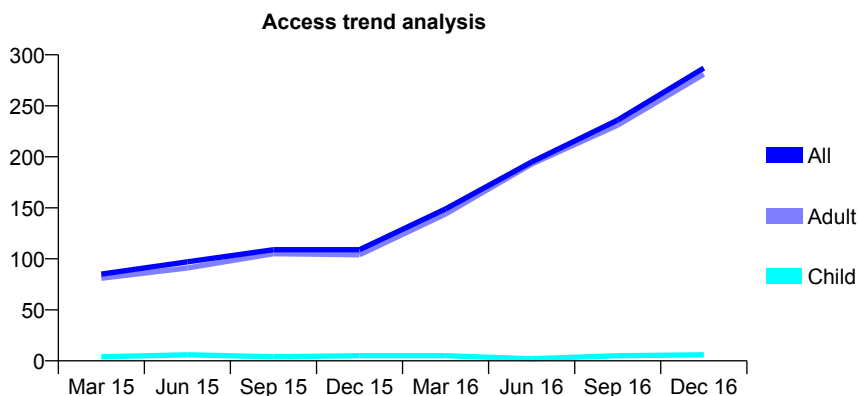
Q58 - Vital Signs At a Glance Contract Report for 767190/0004 - December 2016

Name or company name	MR S BHOGAITA
Contract type name	PDS Contract
Purpose of contract	General
Contract start date	01/11/2006
Contract end date	31/03/2018

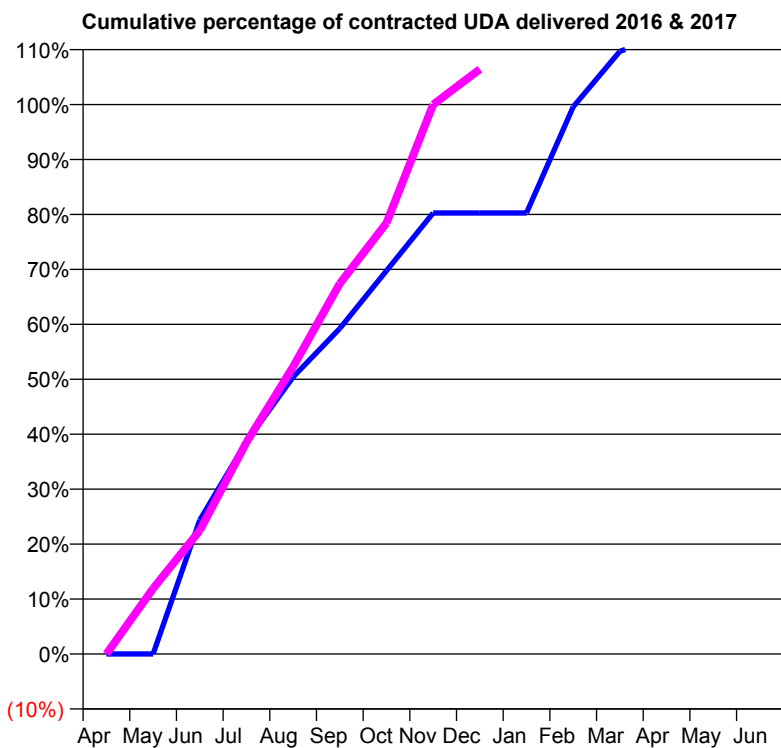
16/17 Contracted general activity (UDA)	654
Carry forward general activity (UDA)	0
16/17 Contracted orthodontic activity (UOA)	0
Carry forward orthodontic activity (UOA)	0
Baseline contract value	£96,743.61

ACCESS*

Patients seen in 24 months	Total	Change since previous quarter
Quarter ending December 2015	109	
Quarter ending March 2016	149	↑
Quarter ending June 2016	195	↑
Quarter ending September 2016	236	↑
Quarter ending December 2016	287	↑
Variance since December 2015	163.3%	↑



ACTIVITY



Month	Adjusted Scheduled Activity (UDA)	
	2016	2017
April	0	0
May	0	78
June	174	147
July	276	252
August	360	342
September	423	441
October	498	513
November	573	654
December	573	696
January	573	
February	711	
March	783	
April	804	
May	804	
June	804	

QUALITY

	Quantity	Base Number	Contract	AT	Region	England
% of FP17s for the same patient ID Re-attending within 3 months - Children	0	4	0.0%	11.4%	12.1%	12.4%
% of FP17s for the same patient ID Re-attending within 3 months - Adults	0	240	0.0%	14.8%	15.9%	16.6%
% of FP17s for the same patient ID Re-attending between 3 & 9 months - Children	0	4	0.0%	55.6%	58.6%	57.5%
% of FP17s for the same patient ID Re-attending between 3 & 9 months - Adults	1	240	0.4%	48.1%	51.5%	50.4%
% of FP17s for Band 1 Urgent Courses	0	232	0.0%	8.4%	8.0%	9.1%
% of FP17s Relating to Free Repair or Replacements	0	232	0.0%	0.7%	0.8%	0.8%
% of FP17s Relating to Continuations	0	232	0.0%	1.0%	1.2%	1.3%
% of Patients satisfied with the dentistry they have received	0	0	N/A	93.2%	92.8%	92.7%
% of Patients satisfied with the time they had to wait for an appointment	0	0	N/A	87.4%	89.2%	88.8%

* This is based on patients treated on this contract for their most recent course of treatment. Figures in italics indicate the base number of FP17s or Patient Questionnaire responses are less than 100. N/A is shown where the base number of responses is less than 10 during the period. % is calculated as Quantity/Base number*100

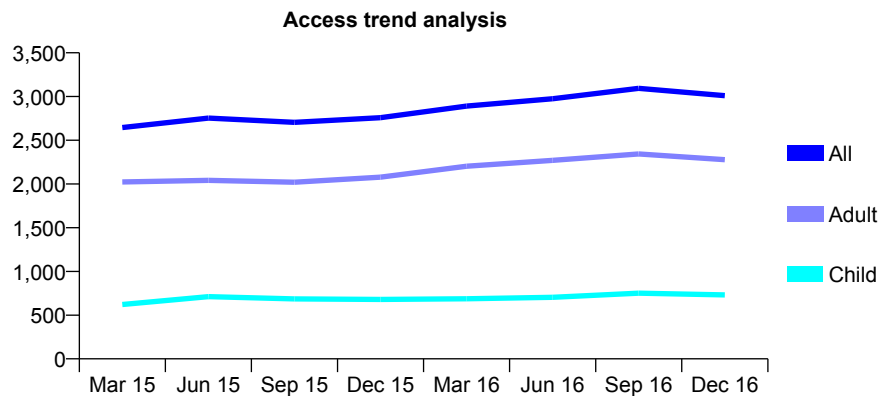
Q58 - Vital Signs At a Glance Contract Report for 768219/0001 - December 2016

Name or company name	MRS N ADL-SOLTANI
Contract type name	GDS Contract
Purpose of contract	General
Contract start date	01/04/2006
Contract end date	

16/17 Contracted general activity (UDA)	8,000
Carry forward general activity (UDA)	235
16/17 Contracted orthodontic activity (UOA)	0
Carry forward orthodontic activity (UOA)	0
Baseline contract value	£237,758.23

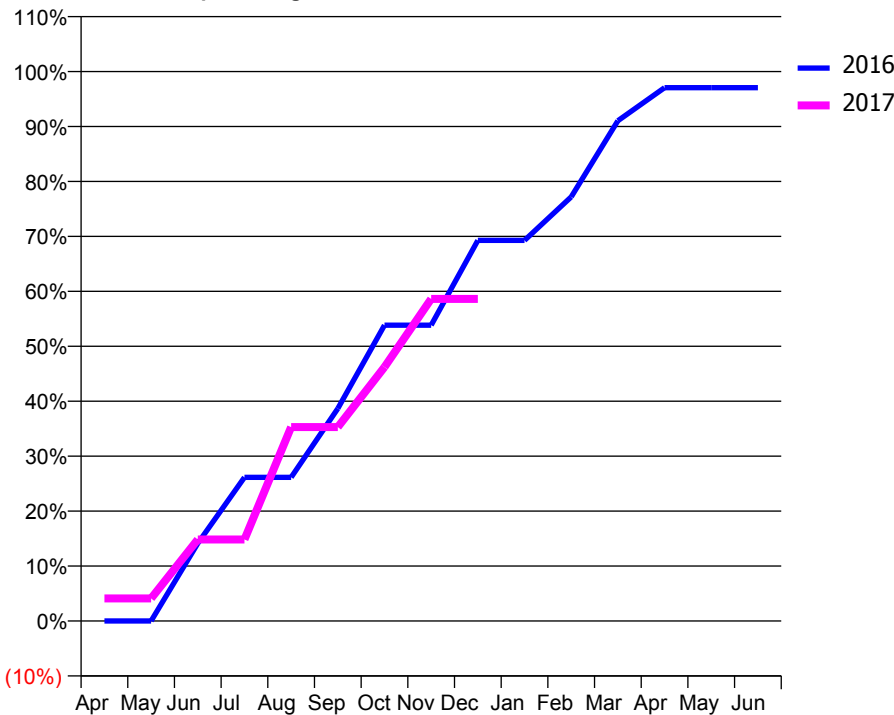
ACCESS*

Patients seen in 24 months	Total	Change since previous quarter
Quarter ending December 2015	2,758	
Quarter ending March 2016	2,890	↑
Quarter ending June 2016	2,974	↑
Quarter ending September 2016	3,094	↑
Quarter ending December 2016	3,009	↓
Variance since December 2015	9.1%	↑



ACTIVITY

Cumulative percentage of contracted UDA delivered 2016 & 2017



Month	Adjusted Scheduled Activity (UDA)	
	2016	2017
April	0	329
May	0	329
June	1,130	1,187
July	2,091	1,187
August	2,091	2,825
September	3,094	2,825
October	4,306	3,697
November	4,306	4,690
December	5,541	4,690
January	5,542	
February	6,174	
March	7,283	
April	7,765	
May	7,765	
June	7,765	

QUALITY

	Quantity	Base Number	Contract	AT	Region	England
% of FP17s for the same patient ID Re-attending within 3 months - Children	19	580	3.3%	11.4%	12.1%	12.4%
% of FP17s for the same patient ID Re-attending within 3 months - Adults	85	1,565	5.4%	14.8%	15.9%	16.6%
% of FP17s for the same patient ID Re-attending between 3 & 9 months - Children	183	580	31.6%	55.6%	58.6%	57.5%
% of FP17s for the same patient ID Re-attending between 3 & 9 months - Adults	479	1,565	30.6%	48.1%	51.5%	50.4%
% of FP17s for Band 1 Urgent Courses	124	1,956	6.3%	8.4%	8.0%	9.1%
% of FP17s Relating to Free Repair or Replacements	0	1,956	0.0%	0.7%	0.8%	0.8%
% of FP17s Relating to Continuations	7	1,956	0.4%	1.0%	1.2%	1.3%
% of Patients satisfied with the dentistry they have received	0	0	N/A	93.2%	92.8%	92.7%
% of Patients satisfied with the time they had to wait for an appointment	0	0	N/A	87.4%	89.2%	88.8%

* This is based on patients treated on this contract for their most recent course of treatment. Figures in italics indicate the base number of FP17s or Patient Questionnaire responses are less than 100. N/A is shown where the base number of responses is less than 10 during the period. % is calculated as Quantity/Base number*100

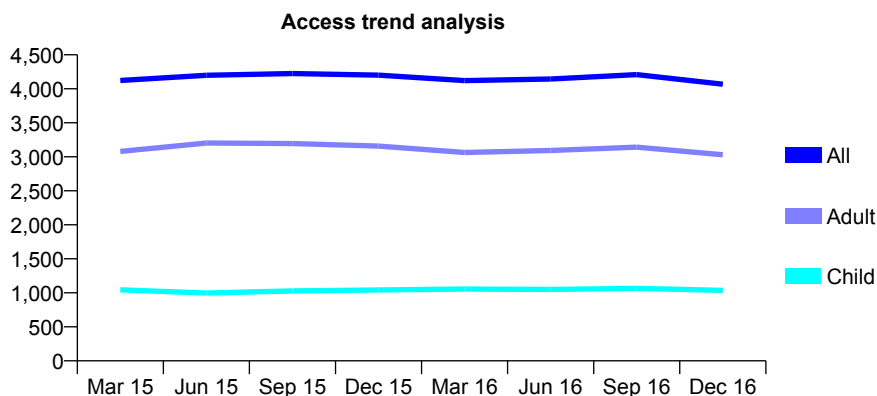
Q58 - Vital Signs At a Glance Contract Report for 768243/0001 - December 2016

Name or company name	MR M VESALI JAFARABADI
Contract type name	GDS Contract
Purpose of contract	General
Contract start date	01/04/2006
Contract end date	

16/17 Contracted general activity (UDA)	8,000
Carry forward general activity (UDA)	-160
16/17 Contracted orthodontic activity (UOA)	0
Carry forward orthodontic activity (UOA)	0
Baseline contract value	£254,369.86

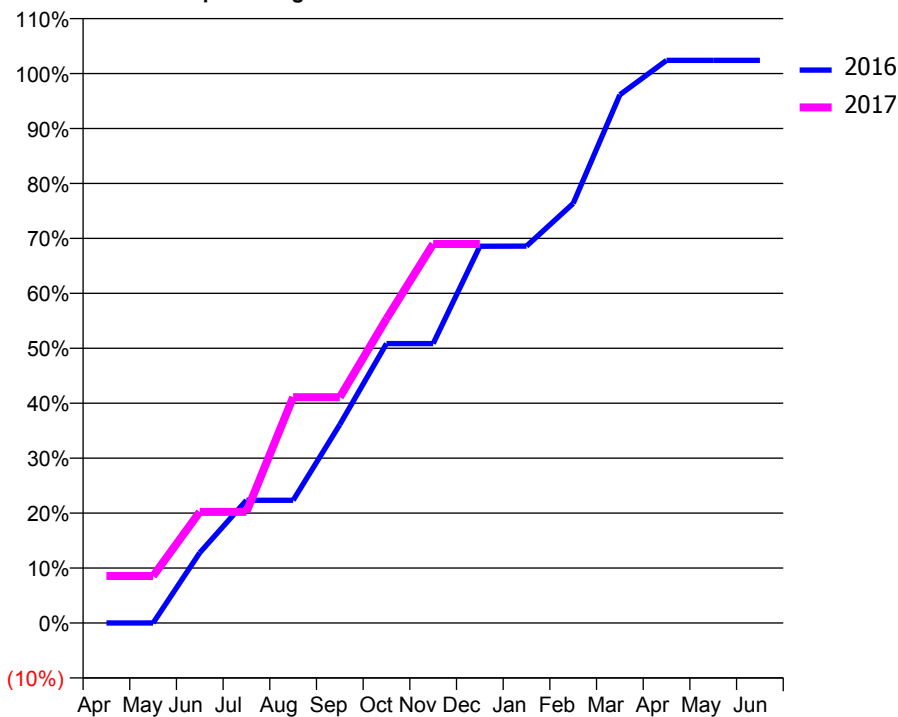
ACCESS*

Patients seen in 24 months	Total	Change since previous quarter
Quarter ending December 2015	4,201	
Quarter ending March 2016	4,120	↓
Quarter ending June 2016	4,144	→
Quarter ending September 2016	4,208	→
Quarter ending December 2016	4,067	↓
Variance since December 2015	(3.2%)	↓



ACTIVITY

Cumulative percentage of contracted UDA delivered 2016 & 2017



Month	Adjusted Scheduled Activity (UDA)	
	2016	2017
April	0	685
May	0	685
June	1,025	1,619
July	1,787	1,619
August	1,787	3,288
September	2,890	3,288
October	4,068	4,430
November	4,068	5,518
December	5,485	5,518
January	5,488	
February	6,108	
March	7,690	
April	8,191	
May	8,191	
June	8,191	

QUALITY

	Quantity	Base Number	Contract	AT	Region	England
% of FP17s for the same patient ID Re-attending within 3 months - Children	17	831	2.0%	11.4%	12.1%	12.4%
% of FP17s for the same patient ID Re-attending within 3 months - Adults	63	2,118	3.0%	14.8%	15.9%	16.6%
% of FP17s for the same patient ID Re-attending between 3 & 9 months - Children	369	831	44.4%	55.6%	58.6%	57.5%
% of FP17s for the same patient ID Re-attending between 3 & 9 months - Adults	842	2,118	39.8%	48.1%	51.5%	50.4%
% of FP17s for Band 1 Urgent Courses	184	2,685	6.9%	8.4%	8.0%	9.1%
% of FP17s Relating to Free Repair or Replacements	1	2,685	0.0%	0.7%	0.8%	0.8%
% of FP17s Relating to Continuations	3	2,685	0.1%	1.0%	1.2%	1.3%
% of Patients satisfied with the dentistry they have received	4	4	N/A	93.2%	92.8%	92.7%
% of Patients satisfied with the time they had to wait for an appointment	4	4	N/A	87.4%	89.2%	88.8%

* This is based on patients treated on this contract for their most recent course of treatment. Figures in italics indicate the base number of FP17s or Patient Questionnaire responses are less than 100. N/A is shown where the base number of responses is less than 10 during the period. % is calculated as Quantity/Base number*100

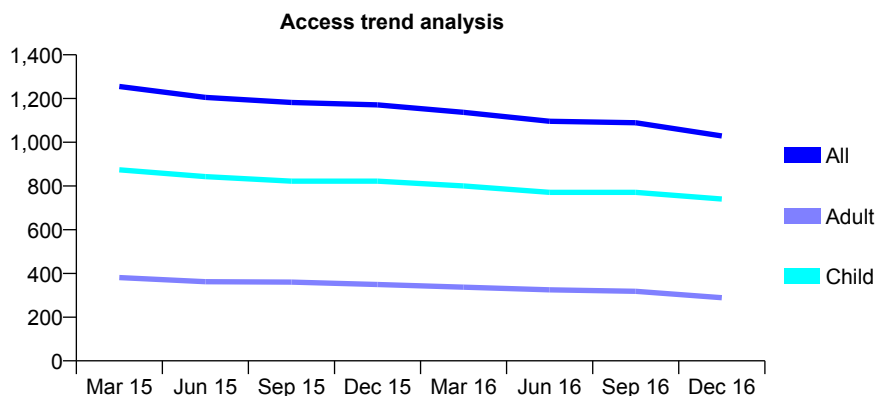
Q58 - Vital Signs At a Glance Contract Report for 770876/0001 - December 2016

Name or company name	MR SP TAILOR
Contract type name	GDS Contract
Purpose of contract	General
Contract start date	04/04/2008
Contract end date	

16/17 Contracted general activity (UDA)	3,400
Carry forward general activity (UDA)	0
16/17 Contracted orthodontic activity (UOA)	0
Carry forward orthodontic activity (UOA)	0
Baseline contract value	£84,695.49

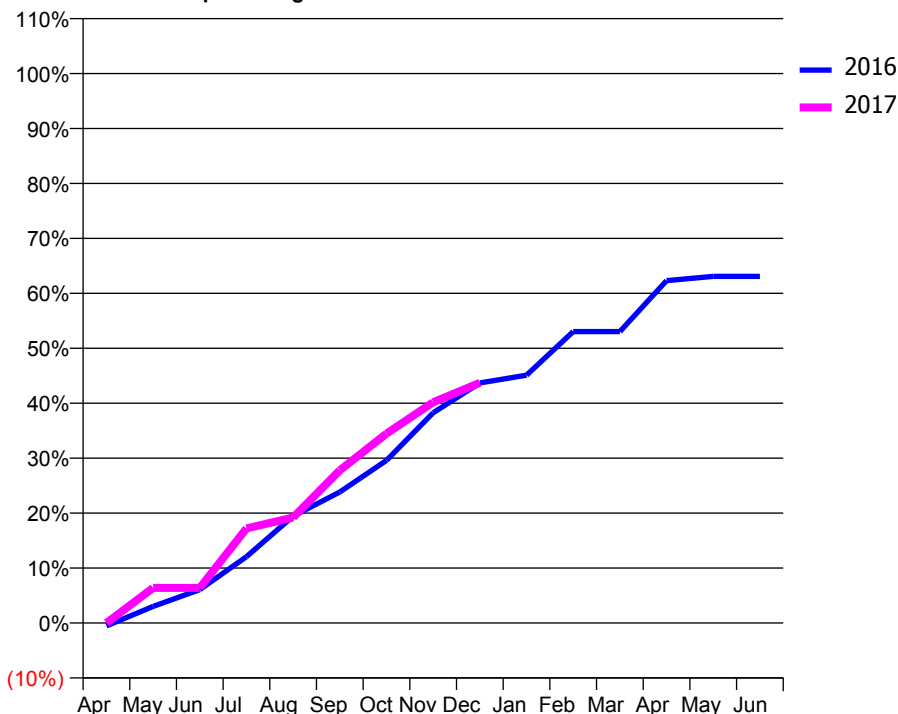
ACCESS*

Patients seen in 24 months	Total	Change since previous quarter
Quarter ending December 2015	1,171	
Quarter ending March 2016	1,137	↓
Quarter ending June 2016	1,096	↓
Quarter ending September 2016	1,089	→
Quarter ending December 2016	1,029	↓
Variance since December 2015	(12.1%)	↓



ACTIVITY

Cumulative percentage of contracted UDA delivered 2016 & 2017



Month	Adjusted Scheduled Activity (UDA)	
	2016	2017
April	-19	0
May	103	217
June	206	217
July	411	585
August	661	653
September	811	945
October	1,006	1,172
November	1,300	1,366
December	1,485	1,486
January	1,533	
February	1,803	
March	1,803	
April	2,118	
May	2,145	
June	2,145	

QUALITY

	Quantity	Base Number	Contract	AT	Region	England
% of FP17s for the same patient ID Re-attending within 3 months - Children	117	984	11.9%	11.4%	12.1%	12.4%
% of FP17s for the same patient ID Re-attending within 3 months - Adults	46	270	17.0%	14.8%	15.9%	16.6%
% of FP17s for the same patient ID Re-attending between 3 & 9 months - Children	592	984	60.2%	55.6%	58.6%	57.5%
% of FP17s for the same patient ID Re-attending between 3 & 9 months - Adults	149	270	55.2%	48.1%	51.5%	50.4%
% of FP17s for Band 1 Urgent Courses	47	988	4.8%	8.4%	8.0%	9.1%
% of FP17s Relating to Free Repair or Replacements	0	988	0.0%	0.7%	0.8%	0.8%
% of FP17s Relating to Continuations	0	988	0.0%	1.0%	1.2%	1.3%
% of Patients satisfied with the dentistry they have received	0	0	N/A	93.2%	92.8%	92.7%
% of Patients satisfied with the time they had to wait for an appointment	0	0	N/A	87.4%	89.2%	88.8%

* This is based on patients treated on this contract for their most recent course of treatment. Figures in italics indicate the base number of FP17s or Patient Questionnaire responses are less than 100. N/A is shown where the base number of responses is less than 10 during the period. % is calculated as Quantity/Base number*100

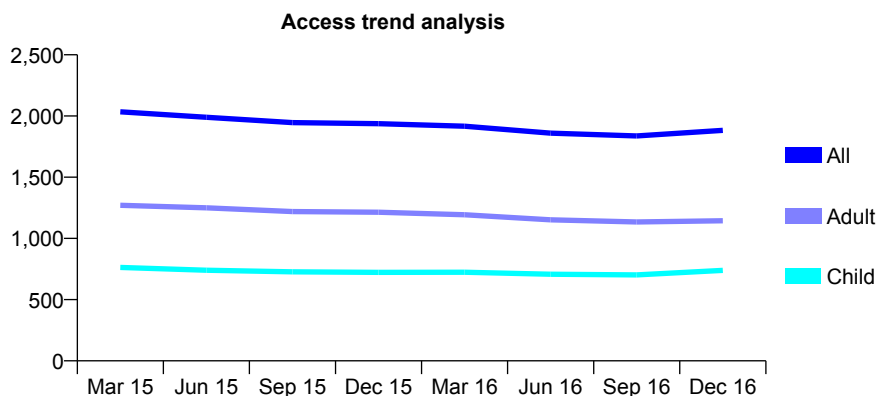
Q58 - Vital Signs At a Glance Contract Report for 771007/0001 - December 2016

Name or company name	MISS SL BENTLEY
Contract type name	GDS Contract
Purpose of contract	General
Contract start date	01/04/2010
Contract end date	

16/17 Contracted general activity (UDA)	4,899
Carry forward general activity (UDA)	0
16/17 Contracted orthodontic activity (UOA)	0
Carry forward orthodontic activity (UOA)	0
Baseline contract value	£127,276.32

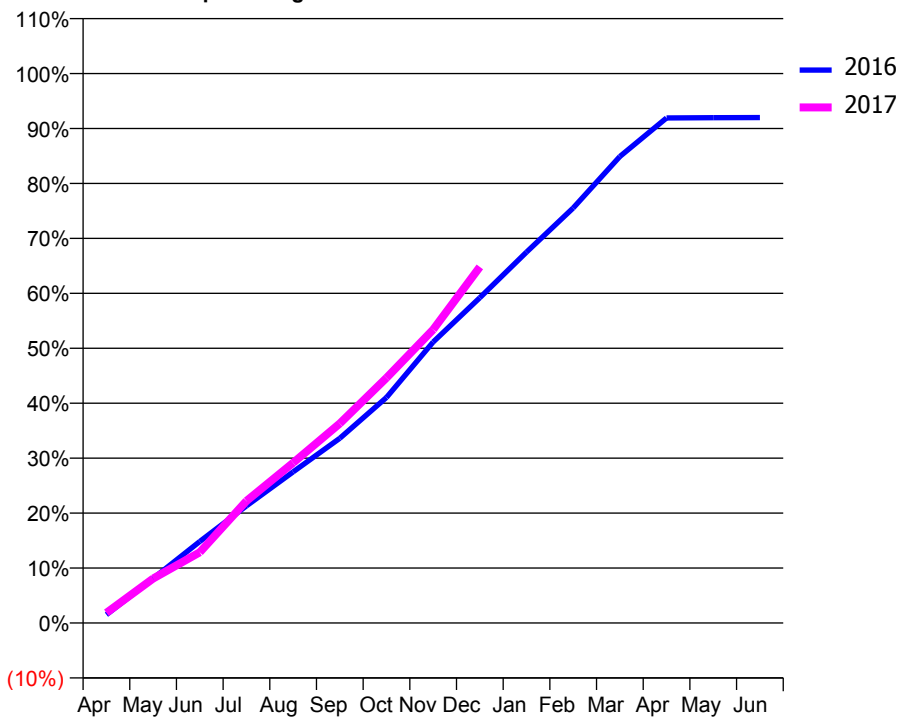
ACCESS*

Patients seen in 24 months	Total	Change since previous quarter
Quarter ending December 2015	1,937	
Quarter ending March 2016	1,917	↓
Quarter ending June 2016	1,860	↓
Quarter ending September 2016	1,837	↓
Quarter ending December 2016	1,883	↑
Variance since December 2015	(2.8%)	↓



ACTIVITY

Cumulative percentage of contracted UDA delivered 2016 & 2017



Month	Adjusted Scheduled Activity (UDA)	
	2016	2017
April	74	91
May	398	396
June	727	631
July	1,044	1,089
August	1,348	1,428
September	1,647	1,779
October	2,011	2,185
November	2,506	2,617
December	2,901	3,174
January	3,306	
February	3,700	
March	4,159	
April	4,503	
May	4,505	
June	4,506	

QUALITY

	Quantity	Base Number	Contract	AT	Region	England
% of FP17s for the same patient ID Re-attending within 3 months - Children	55	847	6.5%	11.4%	12.1%	12.4%
% of FP17s for the same patient ID Re-attending within 3 months - Adults	173	1,109	15.6%	14.8%	15.9%	16.6%
% of FP17s for the same patient ID Re-attending between 3 & 9 months - Children	449	847	53.0%	55.6%	58.6%	57.5%
% of FP17s for the same patient ID Re-attending between 3 & 9 months - Adults	584	1,109	52.7%	48.1%	51.5%	50.4%
% of FP17s for Band 1 Urgent Courses	39	1,779	2.2%	8.4%	8.0%	9.1%
% of FP17s Relating to Free Repair or Replacements	14	1,779	0.8%	0.7%	0.8%	0.8%
% of FP17s Relating to Continuations	48	1,779	2.7%	1.0%	1.2%	1.3%
% of Patients satisfied with the dentistry they have received	0	0	N/A	93.2%	92.8%	92.7%
% of Patients satisfied with the time they had to wait for an appointment	0	0	N/A	87.4%	89.2%	88.8%

* This is based on patients treated on this contract for their most recent course of treatment. Figures in italics indicate the base number of FP17s or Patient Questionnaire responses are less than 100. N/A is shown where the base number of responses is less than 10 during the period. % is calculated as Quantity/Base number*100

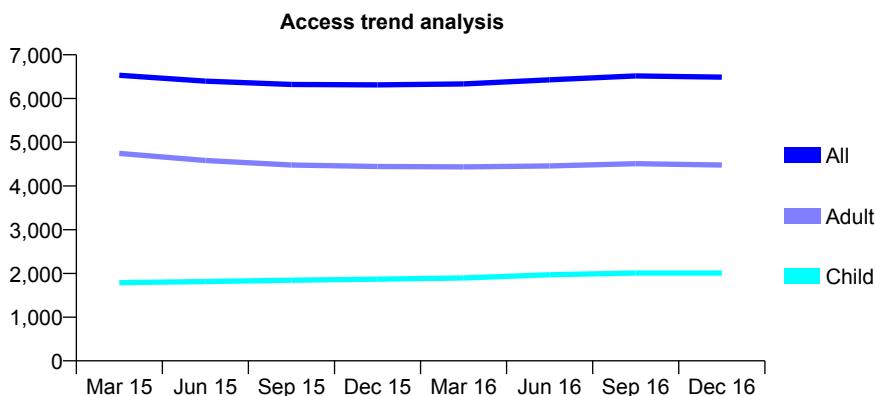
Q58 - Vital Signs At a Glance Contract Report for 772208/0001 - December 2016

Name or company name	MR L GIDARAKOS
Contract type name	GDS Contract
Purpose of contract	General
Contract start date	01/04/2006
Contract end date	

16/17 Contracted general activity (UDA)	14,944
Carry forward general activity (UDA)	166
16/17 Contracted orthodontic activity (UOA)	0
Carry forward orthodontic activity (UOA)	0
Baseline contract value	£412,929.06

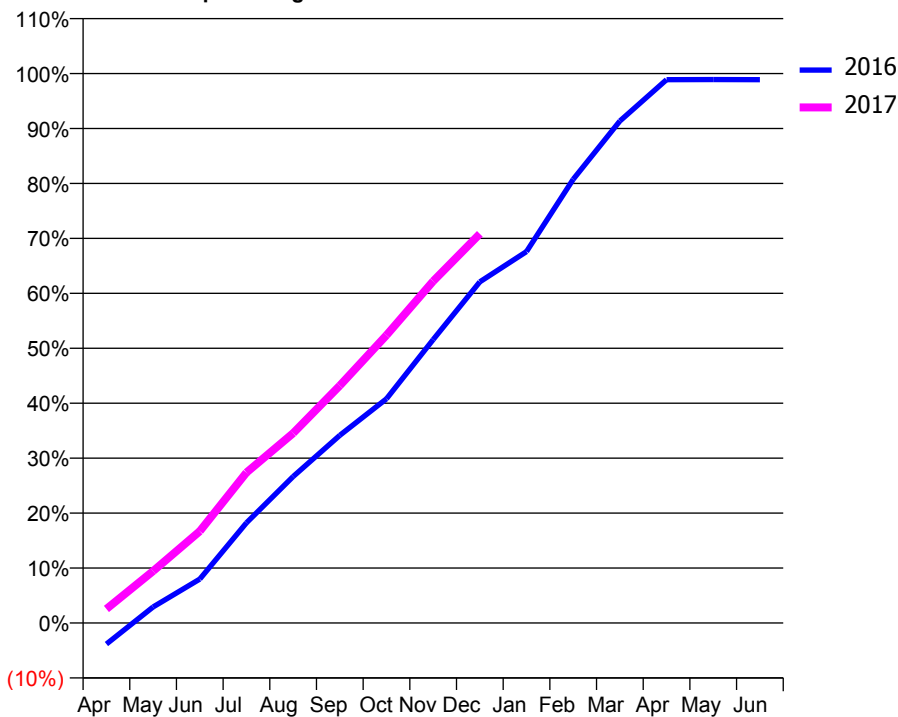
ACCESS*

Patients seen in 24 months	Total	Change since previous quarter
Quarter ending December 2015	6,313	
Quarter ending March 2016	6,333	→
Quarter ending June 2016	6,427	→
Quarter ending September 2016	6,518	→
Quarter ending December 2016	6,490	→
Variance since December 2015	2.8%	↑



ACTIVITY

Cumulative percentage of contracted UDA delivered 2016 & 2017



Month	Adjusted Scheduled Activity (UDA)	
	2016	2017
April	-577	384
May	436	1,412
June	1,195	2,498
July	2,724	4,094
August	3,984	5,163
September	5,104	6,457
October	6,099	7,827
November	7,710	9,297
December	9,279	10,582
January	10,101	
February	12,066	
March	13,651	
April	14,776	
May	14,779	
June	14,777	

QUALITY

	Quantity	Base Number	Contract	AT	Region	England
% of FP17s for the same patient ID Re-attending within 3 months - Children	106	2,098	5.1%	11.4%	12.1%	12.4%
% of FP17s for the same patient ID Re-attending within 3 months - Adults	407	3,957	10.3%	14.8%	15.9%	16.6%
% of FP17s for the same patient ID Re-attending between 3 & 9 months - Children	1,152	2,098	54.9%	55.6%	58.6%	57.5%
% of FP17s for the same patient ID Re-attending between 3 & 9 months - Adults	1,710	3,957	43.2%	48.1%	51.5%	50.4%
% of FP17s for Band 1 Urgent Courses	481	5,672	8.5%	8.4%	8.0%	9.1%
% of FP17s Relating to Free Repair or Replacements	43	5,672	0.8%	0.7%	0.8%	0.8%
% of FP17s Relating to Continuations	25	5,672	0.4%	1.0%	1.2%	1.3%
% of Patients satisfied with the dentistry they have received	10	10	100.0%	93.2%	92.8%	92.7%
% of Patients satisfied with the time they had to wait for an appointment	6	10	60.0%	87.4%	89.2%	88.8%

* This is based on patients treated on this contract for their most recent course of treatment. Figures in italics indicate the base number of FP17s or Patient Questionnaire responses are less than 100. N/A is shown where the base number of responses is less than 10 during the period. % is calculated as Quantity/Base number*100

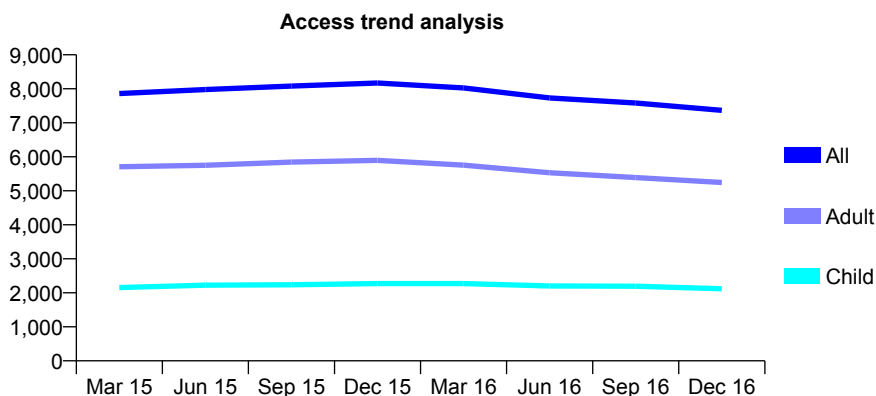
Q58 - Vital Signs At a Glance Contract Report for 780944/0002 - December 2016

Name or company name	MR AA YELLON
Contract type name	GDS Contract
Purpose of contract	General
Contract start date	01/11/2007
Contract end date	

16/17 Contracted general activity (UDA)	28,356
Carry forward general activity (UDA)	-538
16/17 Contracted orthodontic activity (UOA)	0
Carry forward orthodontic activity (UOA)	0
Baseline contract value	£775,253.88

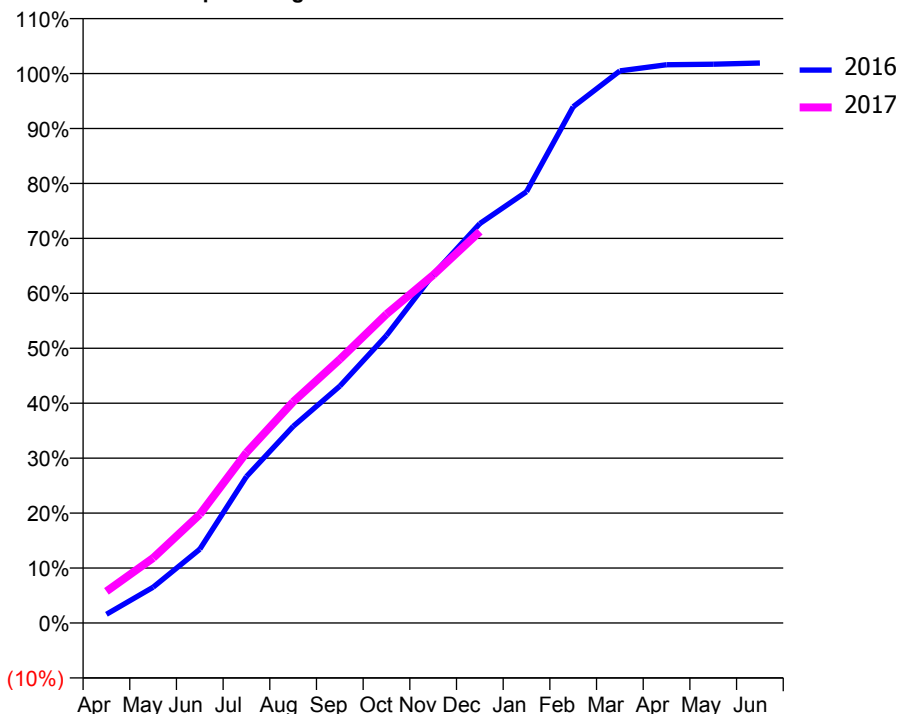
ACCESS*

Patients seen in 24 months	Total	Change since previous quarter
Quarter ending December 2015	8,169	
Quarter ending March 2016	8,026	↓
Quarter ending June 2016	7,733	↓
Quarter ending September 2016	7,584	↓
Quarter ending December 2016	7,366	↓
Variance since December 2015	(9.8%)	↓



ACTIVITY

Cumulative percentage of contracted UDA delivered 2016 & 2017



Month	Adjusted Scheduled Activity (UDA)	
	2016	2017
April	451	1,637
May	1,845	3,357
June	3,811	5,604
July	7,556	8,799
August	10,148	11,414
September	12,224	13,606
October	14,841	15,938
November	17,981	17,959
December	20,612	20,198
January	22,256	
February	26,643	
March	28,492	
April	28,806	
May	28,837	
June	28,895	

QUALITY

	Quantity	Base Number	Contract	AT	Region	England
% of FP17s for the same patient ID Re-attending within 3 months - Children	67	1,926	3.5%	11.4%	12.1%	12.4%
% of FP17s for the same patient ID Re-attending within 3 months - Adults	477	4,600	10.4%	14.8%	15.9%	16.6%
% of FP17s for the same patient ID Re-attending between 3 & 9 months - Children	1,019	1,926	52.9%	55.6%	58.6%	57.5%
% of FP17s for the same patient ID Re-attending between 3 & 9 months - Adults	2,419	4,600	52.6%	48.1%	51.5%	50.4%
% of FP17s for Band 1 Urgent Courses	236	6,370	3.7%	8.4%	8.0%	9.1%
% of FP17s Relating to Free Repair or Replacements	102	6,370	1.6%	0.7%	0.8%	0.8%
% of FP17s Relating to Continuations	63	6,370	1.0%	1.0%	1.2%	1.3%
% of Patients satisfied with the dentistry they have received	14	15	93.3%	93.2%	92.8%	92.7%
% of Patients satisfied with the time they had to wait for an appointment	13	15	86.7%	87.4%	89.2%	88.8%

* This is based on patients treated on this contract for their most recent course of treatment. Figures in italics indicate the base number of FP17s or Patient Questionnaire responses are less than 100. N/A is shown where the base number of responses is less than 10 during the period. % is calculated as Quantity/Base number*100

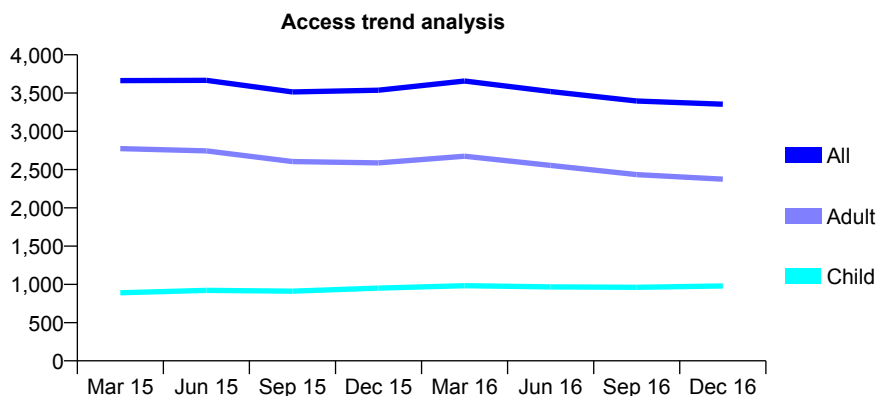
Q58 - Vital Signs At a Glance Contract Report for 781606/0001 - December 2016

Name or company name	MISS PP PATEL
Contract type name	GDS Contract
Purpose of contract	General
Contract start date	01/05/2011
Contract end date	

16/17 Contracted general activity (UDA)	11,038
Carry forward general activity (UDA)	0
16/17 Contracted orthodontic activity (UOA)	0
Carry forward orthodontic activity (UOA)	0
Baseline contract value	£262,091.62

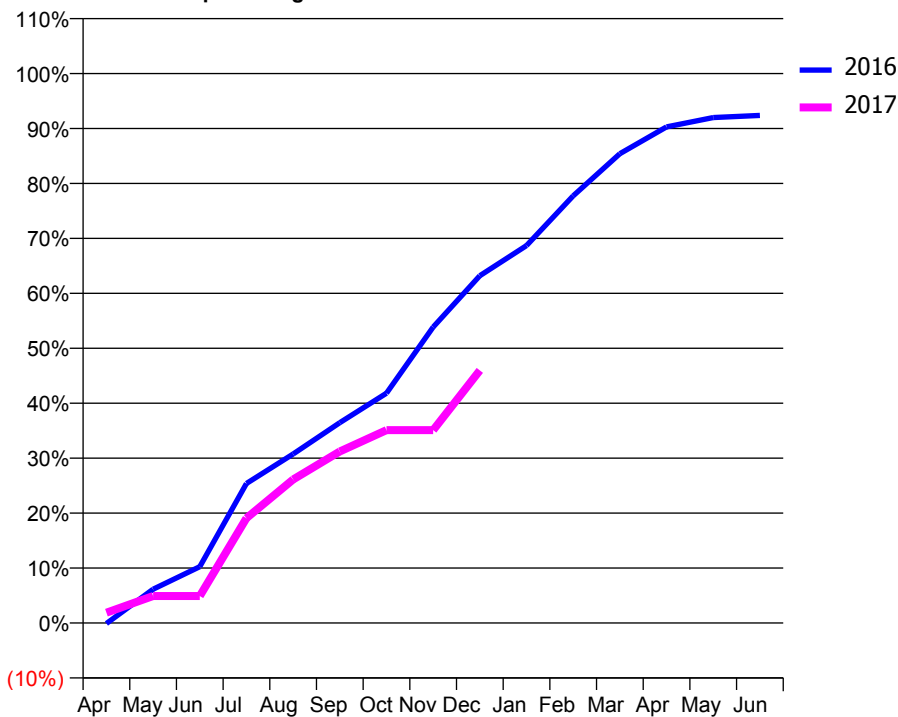
ACCESS*

Patients seen in 24 months	Total	Change since previous quarter
Quarter ending December 2015	3,537	
Quarter ending March 2016	3,657	↑
Quarter ending June 2016	3,520	↓
Quarter ending September 2016	3,396	↓
Quarter ending December 2016	3,354	↓
Variance since December 2015	(5.2%)	↓



ACTIVITY

Cumulative percentage of contracted UDA delivered 2016 & 2017



Month	Adjusted Scheduled Activity (UDA)	
	2016	2017
April	-11	208
May	680	543
June	1,131	543
July	2,803	2,105
August	3,394	2,884
September	4,024	3,445
October	4,616	3,875
November	5,946	3,874
December	6,976	5,075
January	7,581	
February	8,580	
March	9,428	
April	9,966	
May	10,153	
June	10,197	

QUALITY

	Quantity	Base Number	Contract	AT	Region	England
% of FP17s for the same patient ID Re-attending within 3 months - Children	60	806	7.4%	11.4%	12.1%	12.4%
% of FP17s for the same patient ID Re-attending within 3 months - Adults	403	2,107	19.1%	14.8%	15.9%	16.6%
% of FP17s for the same patient ID Re-attending between 3 & 9 months - Children	442	806	54.8%	55.6%	58.6%	57.5%
% of FP17s for the same patient ID Re-attending between 3 & 9 months - Adults	971	2,107	46.1%	48.1%	51.5%	50.4%
% of FP17s for Band 1 Urgent Courses	287	2,617	11.0%	8.4%	8.0%	9.1%
% of FP17s Relating to Free Repair or Replacements	14	2,617	0.5%	0.7%	0.8%	0.8%
% of FP17s Relating to Continuations	38	2,617	1.5%	1.0%	1.2%	1.3%
% of Patients satisfied with the dentistry they have received	2	2	N/A	93.2%	92.8%	92.7%
% of Patients satisfied with the time they had to wait for an appointment	2	2	N/A	87.4%	89.2%	88.8%

* This is based on patients treated on this contract for their most recent course of treatment. Figures in italics indicate the base number of FP17s or Patient Questionnaire responses are less than 100. N/A is shown where the base number of responses is less than 10 during the period. % is calculated as Quantity/Base number*100

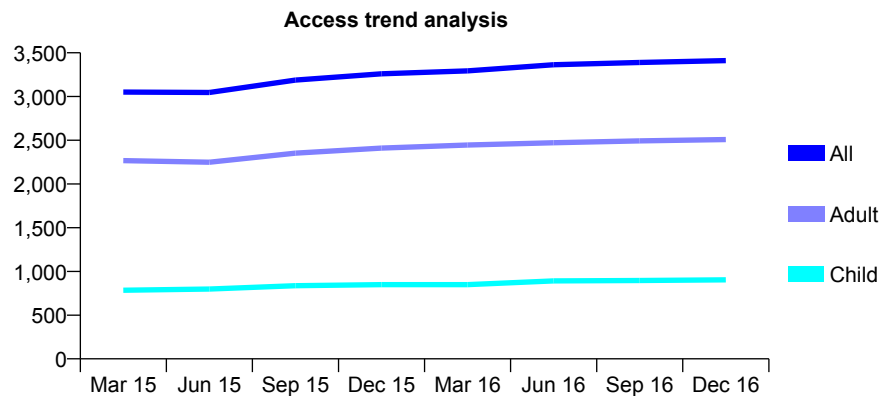
Q58 - Vital Signs At a Glance Contract Report for 785210/0001 - December 2016

Name or company name	MR MP PATEL
Contract type name	GDS Contract
Purpose of contract	General
Contract start date	02/10/2006
Contract end date	

16/17 Contracted general activity (UDA)	7,731
Carry forward general activity (UDA)	-154
16/17 Contracted orthodontic activity (UOA)	0
Carry forward orthodontic activity (UOA)	0
Baseline contract value	£182,740.72

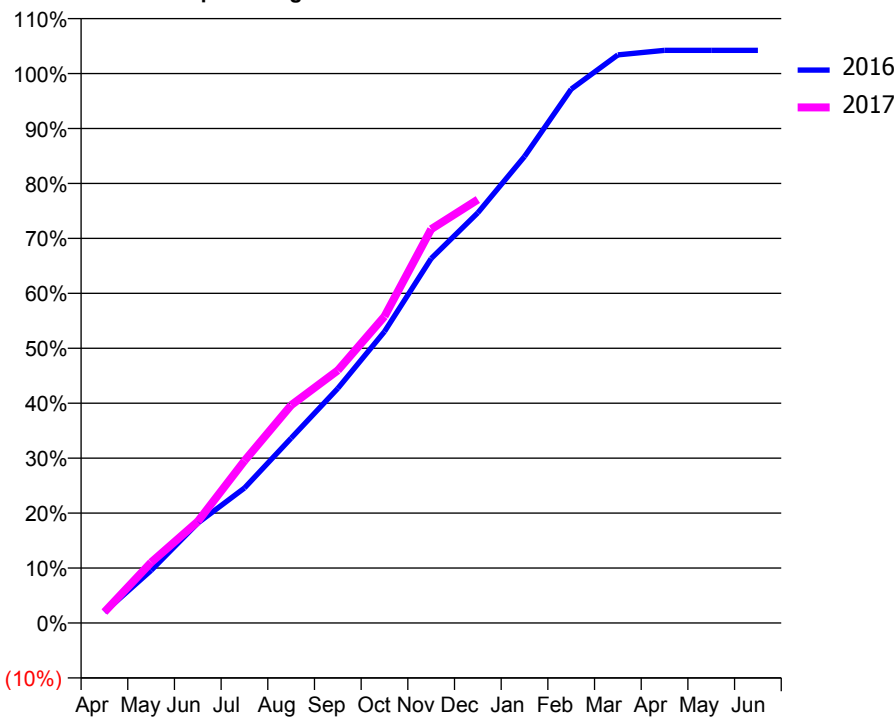
ACCESS*

Patients seen in 24 months	Total	Change since previous quarter
Quarter ending December 2015	3,260	
Quarter ending March 2016	3,294	→
Quarter ending June 2016	3,363	↑
Quarter ending September 2016	3,389	→
Quarter ending December 2016	3,411	→
Variance since December 2015	4.6%	↑



ACTIVITY

Cumulative percentage of contracted UDA delivered 2016 & 2017



Month	Adjusted Scheduled Activity (UDA)	
	2016	2017
April	155	154
May	739	852
June	1,407	1,428
July	1,900	2,282
August	2,601	3,065
September	3,300	3,553
October	4,100	4,314
November	5,128	5,541
December	5,772	5,958
January	6,564	
February	7,510	
March	7,993	
April	8,057	
May	8,057	
June	8,057	

QUALITY

	Quantity	Base Number	Contract	AT	Region	England
% of FP17s for the same patient ID Re-attending within 3 months - Children	38	1,030	3.7%	11.4%	12.1%	12.4%
% of FP17s for the same patient ID Re-attending within 3 months - Adults	125	2,337	5.3%	14.8%	15.9%	16.6%
% of FP17s for the same patient ID Re-attending between 3 & 9 months - Children	659	1,030	64.0%	55.6%	58.6%	57.5%
% of FP17s for the same patient ID Re-attending between 3 & 9 months - Adults	1,362	2,337	58.3%	48.1%	51.5%	50.4%
% of FP17s for Band 1 Urgent Courses	89	3,349	2.7%	8.4%	8.0%	9.1%
% of FP17s Relating to Free Repair or Replacements	5	3,349	0.1%	0.7%	0.8%	0.8%
% of FP17s Relating to Continuations	0	3,349	0.0%	1.0%	1.2%	1.3%
% of Patients satisfied with the dentistry they have received	4	4	N/A	93.2%	92.8%	92.7%
% of Patients satisfied with the time they had to wait for an appointment	4	4	N/A	87.4%	89.2%	88.8%

* This is based on patients treated on this contract for their most recent course of treatment. Figures in italics indicate the base number of FP17s or Patient Questionnaire responses are less than 100. N/A is shown where the base number of responses is less than 10 during the period. % is calculated as Quantity/Base number*100

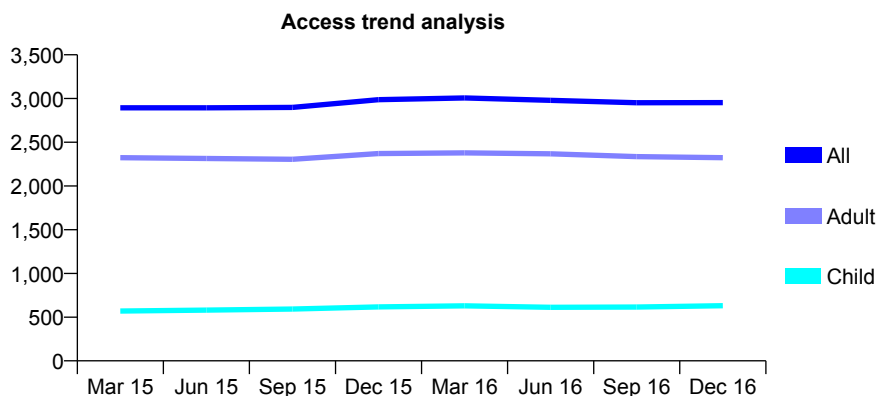
Q58 - Vital Signs At a Glance Contract Report for 786306/0001 - December 2016

Name or company name	MR K OLEJNICZAK
Contract type name	GDS Contract
Purpose of contract	General
Contract start date	01/08/2006
Contract end date	

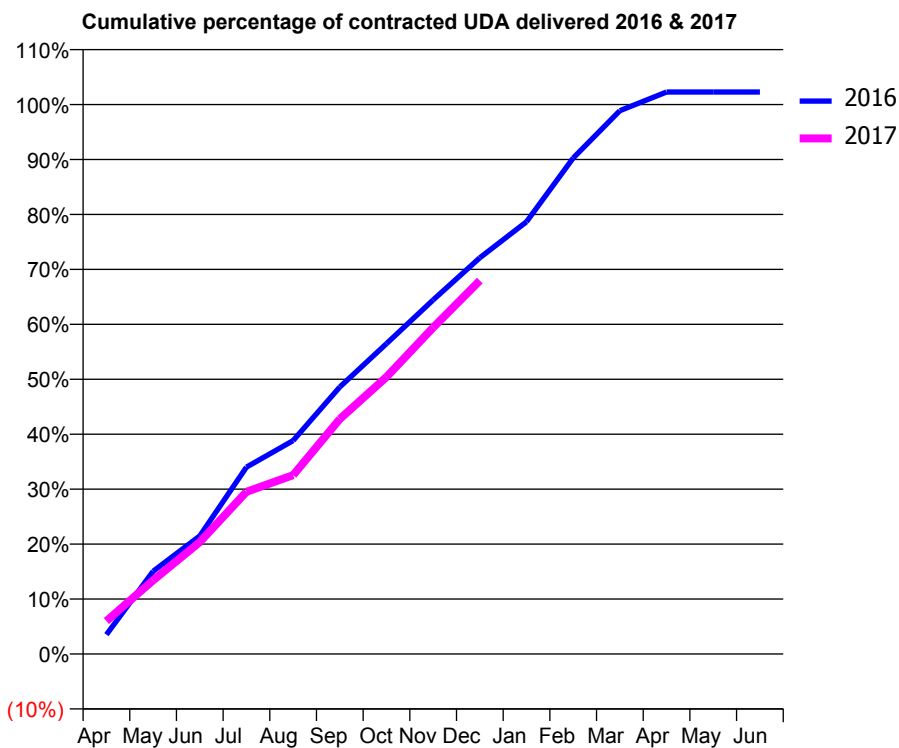
16/17 Contracted general activity (UDA)	9,500
Carry forward general activity (UDA)	-190
16/17 Contracted orthodontic activity (UOA)	0
Carry forward orthodontic activity (UOA)	0
Baseline contract value	£225,016.34

ACCESS*

Patients seen in 24 months	Total	Change since previous quarter
Quarter ending December 2015	2,987	
Quarter ending March 2016	3,007	→
Quarter ending June 2016	2,979	→
Quarter ending September 2016	2,951	→
Quarter ending December 2016	2,954	→
Variance since December 2015	(1.1%)	↓



ACTIVITY



Month	Adjusted Scheduled Activity (UDA)	
	2016	2017
April	335	571
May	1,431	1,273
June	2,042	1,935
July	3,230	2,805
August	3,689	3,093
September	4,617	4,063
October	5,367	4,789
November	6,121	5,645
December	6,851	6,455
January	7,473	
February	8,575	
March	9,393	
April	9,717	
May	9,717	
June	9,717	

QUALITY

	Quantity	Base Number	Contract	AT	Region	England
% of FP17s for the same patient ID Re-attending within 3 months - Children	52	712	7.3%	11.4%	12.1%	12.4%
% of FP17s for the same patient ID Re-attending within 3 months - Adults	337	2,530	13.3%	14.8%	15.9%	16.6%
% of FP17s for the same patient ID Re-attending between 3 & 9 months - Children	447	712	62.8%	55.6%	58.6%	57.5%
% of FP17s for the same patient ID Re-attending between 3 & 9 months - Adults	1,482	2,530	58.6%	48.1%	51.5%	50.4%
% of FP17s for Band 1 Urgent Courses	212	3,084	6.9%	8.4%	8.0%	9.1%
% of FP17s Relating to Free Repair or Replacements	22	3,084	0.7%	0.7%	0.8%	0.8%
% of FP17s Relating to Continuations	60	3,084	1.9%	1.0%	1.2%	1.3%
% of Patients satisfied with the dentistry they have received	2	2	N/A	93.2%	92.8%	92.7%
% of Patients satisfied with the time they had to wait for an appointment	2	2	N/A	87.4%	89.2%	88.8%

* This is based on patients treated on this contract for their most recent course of treatment. Figures in italics indicate the base number of FP17s or Patient Questionnaire responses are less than 100. N/A is shown where the base number of responses is less than 10 during the period. % is calculated as Quantity/Base number*100

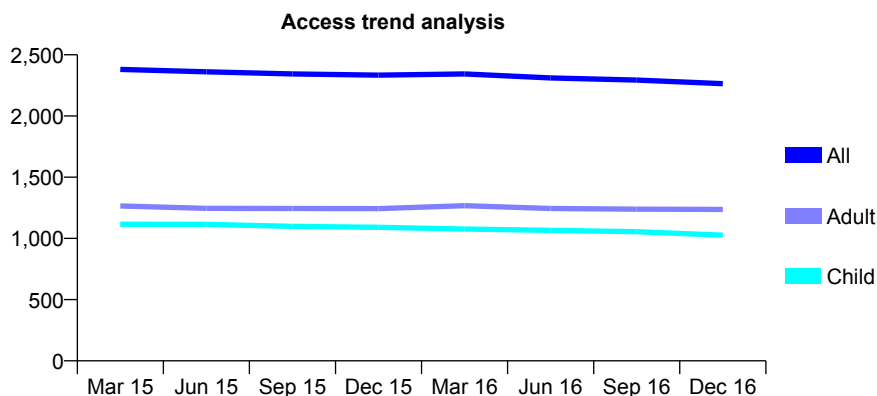
Q58 - Vital Signs At a Glance Contract Report for 788902/0001 - December 2016

Name or company name	MR SS PATEL
Contract type name	GDS Contract
Purpose of contract	General
Contract start date	01/12/2011
Contract end date	

16/17 Contracted general activity (UDA)	9,420
Carry forward general activity (UDA)	0
16/17 Contracted orthodontic activity (UOA)	0
Carry forward orthodontic activity (UOA)	0
Baseline contract value	£248,789.87

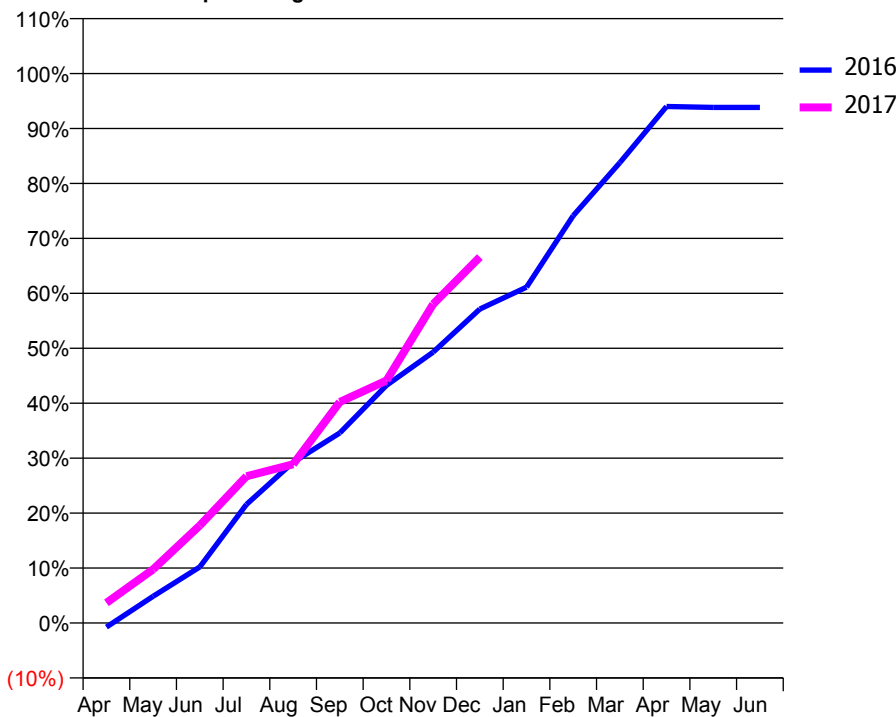
ACCESS*

Patients seen in 24 months	Total	Change since previous quarter
Quarter ending December 2015	2,334	
Quarter ending March 2016	2,344	→
Quarter ending June 2016	2,311	↓
Quarter ending September 2016	2,294	→
Quarter ending December 2016	2,264	↓
Variance since December 2015	(3.0%)	↓



ACTIVITY

Cumulative percentage of contracted UDA delivered 2016 & 2017



Month	Adjusted Scheduled Activity (UDA)	
	2016	2017
April	-72	347
May	458	919
June	961	1,673
July	2,034	2,515
August	2,755	2,721
September	3,259	3,789
October	4,075	4,156
November	4,644	5,466
December	5,383	6,275
January	5,757	
February	6,982	
March	7,893	
April	8,854	
May	8,839	
June	8,839	

QUALITY

	Quantity	Base Number	Contract	AT	Region	England
% of FP17s for the same patient ID Re-attending within 3 months - Children	145	1,334	10.9%	11.4%	12.1%	12.4%
% of FP17s for the same patient ID Re-attending within 3 months - Adults	255	1,491	17.1%	14.8%	15.9%	16.6%
% of FP17s for the same patient ID Re-attending between 3 & 9 months - Children	931	1,334	69.8%	55.6%	58.6%	57.5%
% of FP17s for the same patient ID Re-attending between 3 & 9 months - Adults	938	1,491	62.9%	48.1%	51.5%	50.4%
% of FP17s for Band 1 Urgent Courses	109	2,623	4.2%	8.4%	8.0%	9.1%
% of FP17s Relating to Free Repair or Replacements	20	2,623	0.8%	0.7%	0.8%	0.8%
% of FP17s Relating to Continuations	14	2,623	0.5%	1.0%	1.2%	1.3%
% of Patients satisfied with the dentistry they have received	18	19	94.7%	93.2%	92.8%	92.7%
% of Patients satisfied with the time they had to wait for an appointment	17	19	89.5%	87.4%	89.2%	88.8%

* This is based on patients treated on this contract for their most recent course of treatment. Figures in italics indicate the base number of FP17s or Patient Questionnaire responses are less than 100. N/A is shown where the base number of responses is less than 10 during the period. % is calculated as Quantity/Base number*100

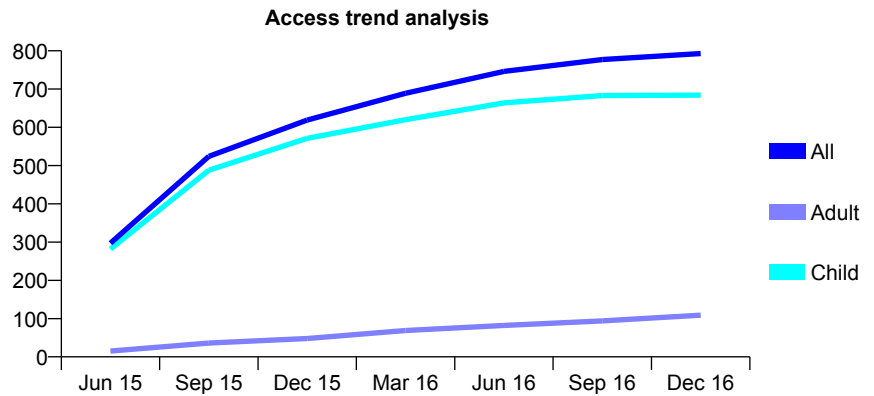
Q58 - Vital Signs At a Glance Contract Report for 788902/0002 - December 2016

Name or company name	MR SS PATEL
Contract type name	GDS Contract
Purpose of contract	General
Contract start date	01/04/2015
Contract end date	

16/17 Contracted general activity (UDA)	2,600
Carry forward general activity (UDA)	-30
16/17 Contracted orthodontic activity (UOA)	0
Carry forward orthodontic activity (UOA)	0
Baseline contract value	£59,302.79

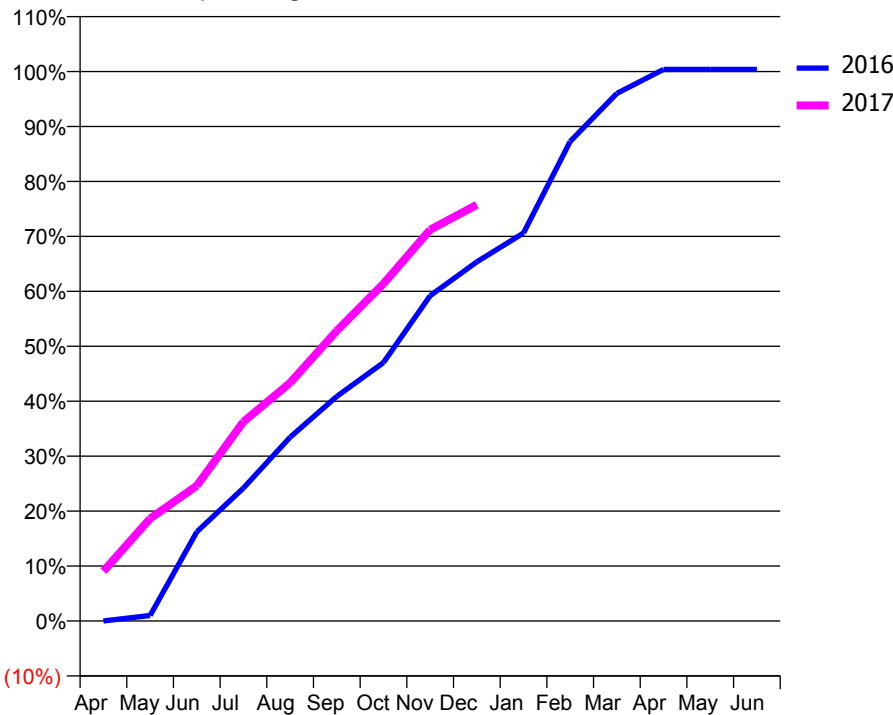
ACCESS*

Patients seen in 24 months	Total	Change since previous quarter
Quarter ending December 2015	619	
Quarter ending March 2016	689	↑
Quarter ending June 2016	746	↑
Quarter ending September 2016	777	↑
Quarter ending December 2016	793	↑
Variance since December 2015	28.1%	↑



ACTIVITY

Cumulative percentage of contracted UDA delivered 2016 & 2017



Month	Adjusted Scheduled Activity (UDA)	
	2016	2017
April	0	235
May	26	485
June	422	640
July	629	943
August	870	1,127
September	1,063	1,373
October	1,223	1,596
November	1,539	1,851
December	1,700	1,970
January	1,836	
February	2,269	
March	2,496	
April	2,610	
May	2,610	
June	2,610	

QUALITY

	Quantity	Base Number	Contract	AT	Region	England
% of FP17s for the same patient ID Re-attending within 3 months - Children	67	962	7.0%	11.4%	12.1%	12.4%
% of FP17s for the same patient ID Re-attending within 3 months - Adults	10	63	15.9%	14.8%	15.9%	16.6%
% of FP17s for the same patient ID Re-attending between 3 & 9 months - Children	677	962	70.4%	55.6%	58.6%	57.5%
% of FP17s for the same patient ID Re-attending between 3 & 9 months - Adults	41	63	65.1%	48.1%	51.5%	50.4%
% of FP17s for Band 1 Urgent Courses	33	967	3.4%	8.4%	8.0%	9.1%
% of FP17s Relating to Free Repair or Replacements	0	967	0.0%	0.7%	0.8%	0.8%
% of FP17s Relating to Continuations	2	967	0.2%	1.0%	1.2%	1.3%
% of Patients satisfied with the dentistry they have received	2	2	N/A	93.2%	92.8%	92.7%
% of Patients satisfied with the time they had to wait for an appointment	1	2	N/A	87.4%	89.2%	88.8%

* This is based on patients treated on this contract for their most recent course of treatment. Figures in italics indicate the base number of FP17s or Patient Questionnaire responses are less than 100. N/A is shown where the base number of responses is less than 10 during the period. % is calculated as Quantity/Base number*100

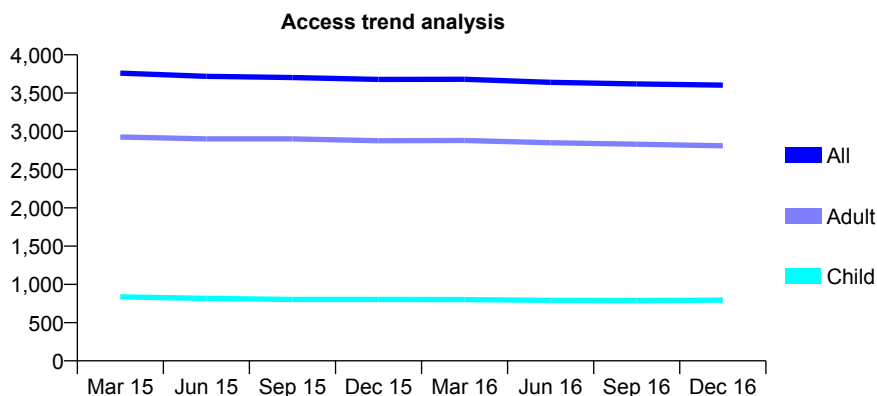
Q58 - Vital Signs At a Glance Contract Report for 795836/0001 - December 2016

Name or company name	Salisbury Street Dental Practice
Contract type name	GDS Contract
Purpose of contract	General
Contract start date	01/04/2006
Contract end date	

16/17 Contracted general activity (UDA)	7,850
Carry forward general activity (UDA)	0
16/17 Contracted orthodontic activity (UOA)	0
Carry forward orthodontic activity (UOA)	0
Baseline contract value	£277,741.74

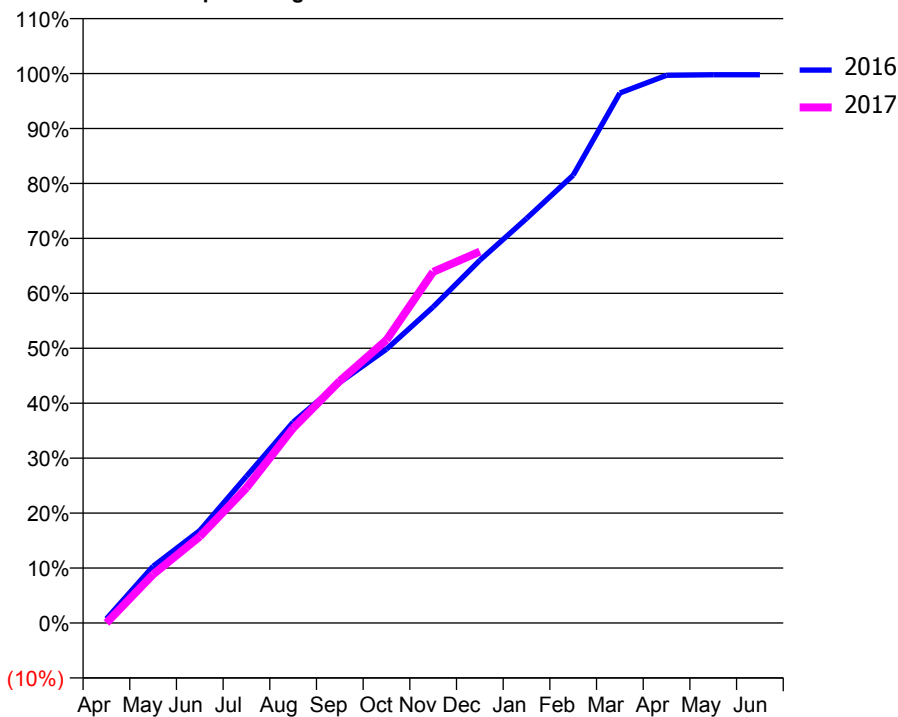
ACCESS*

Patients seen in 24 months	Total	Change since previous quarter
Quarter ending December 2015	3,678	
Quarter ending March 2016	3,680	→
Quarter ending June 2016	3,640	↓
Quarter ending September 2016	3,619	→
Quarter ending December 2016	3,604	→
Variance since December 2015	(2.0%)	↓



ACTIVITY

Cumulative percentage of contracted UDA delivered 2016 & 2017



Month	Adjusted Scheduled Activity (UDA)	
	2016	2017
April	67	0
May	915	694
June	1,489	1,235
July	2,363	1,931
August	3,235	2,785
September	3,875	3,458
October	4,409	4,043
November	5,092	5,016
December	5,844	5,307
January	6,515	
February	7,213	
March	8,535	
April	8,822	
May	8,829	
June	8,829	

QUALITY

	Quantity	Base Number	Contract	AT	Region	England
% of FP17s for the same patient ID Re-attending within 3 months - Children	44	732	6.0%	11.4%	12.1%	12.4%
% of FP17s for the same patient ID Re-attending within 3 months - Adults	201	2,327	8.6%	14.8%	15.9%	16.6%
% of FP17s for the same patient ID Re-attending between 3 & 9 months - Children	223	732	30.5%	55.6%	58.6%	57.5%
% of FP17s for the same patient ID Re-attending between 3 & 9 months - Adults	712	2,327	30.6%	48.1%	51.5%	50.4%
% of FP17s for Band 1 Urgent Courses	74	2,922	2.5%	8.4%	8.0%	9.1%
% of FP17s Relating to Free Repair or Replacements	7	2,922	0.2%	0.7%	0.8%	0.8%
% of FP17s Relating to Continuations	56	2,922	1.9%	1.0%	1.2%	1.3%
% of Patients satisfied with the dentistry they have received	3	3	N/A	93.2%	92.8%	92.7%
% of Patients satisfied with the time they had to wait for an appointment	3	3	N/A	87.4%	89.2%	88.8%

* This is based on patients treated on this contract for their most recent course of treatment. Figures in italics indicate the base number of FP17s or Patient Questionnaire responses are less than 100. N/A is shown where the base number of responses is less than 10 during the period. % is calculated as Quantity/Base number*100

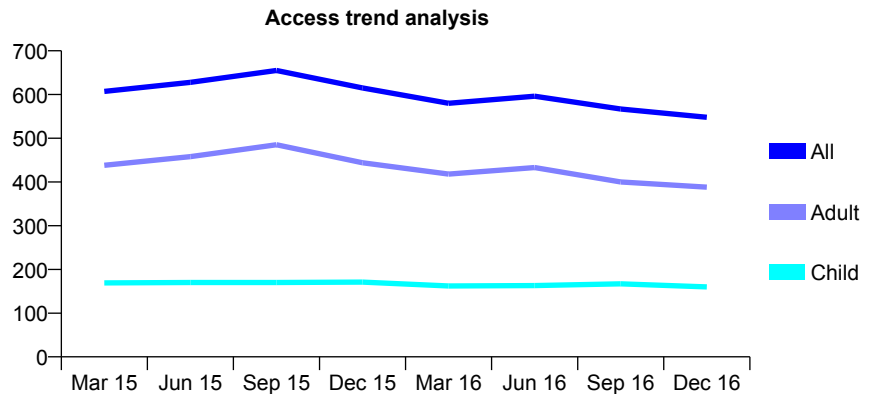
Q58 - Vital Signs At a Glance Contract Report for 807702/0001 - December 2016

Name or company name	MR HK KOCH
Contract type name	GDS Contract
Purpose of contract	General
Contract start date	01/04/2006
Contract end date	

16/17 Contracted general activity (UDA)	1,573
Carry forward general activity (UDA)	-21
16/17 Contracted orthodontic activity (UOA)	0
Carry forward orthodontic activity (UOA)	0
Baseline contract value	£55,049.26

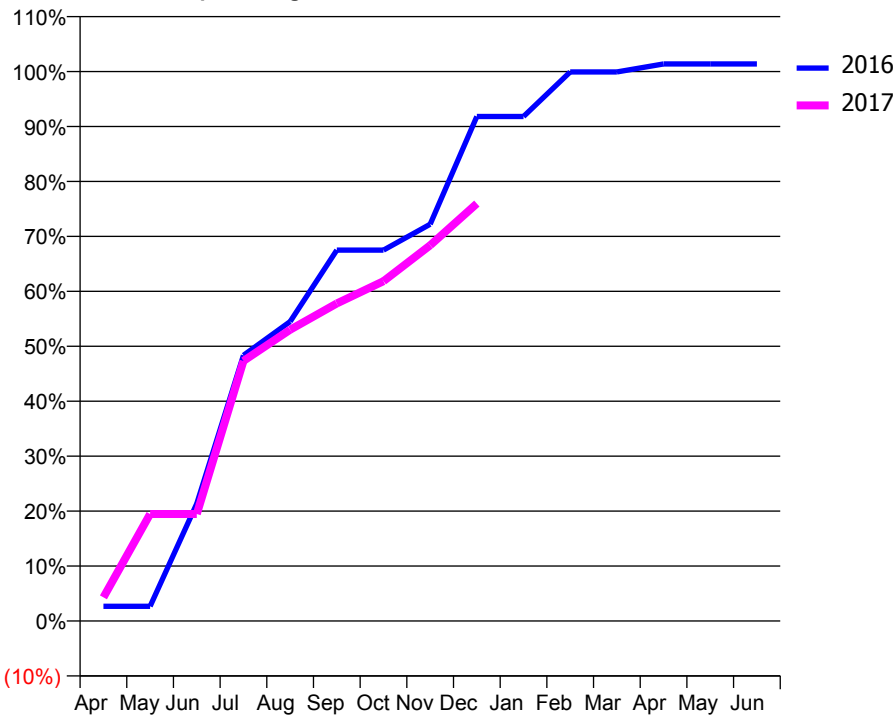
ACCESS*

Patients seen in 24 months	Total	Change since previous quarter
Quarter ending December 2015	615	
Quarter ending March 2016	580	↓
Quarter ending June 2016	596	↑
Quarter ending September 2016	567	↓
Quarter ending December 2016	548	↓
Variance since December 2015	(10.9%)	↓



ACTIVITY

Cumulative percentage of contracted UDA delivered 2016 & 2017



Month	Adjusted Scheduled Activity (UDA)	
	2016	2017
April	42	68
May	42	306
June	336	306
July	761	744
August	857	834
September	1,062	909
October	1,062	973
November	1,136	1,075
December	1,444	1,195
January	1,444	
February	1,572	
March	1,572	
April	1,595	
May	1,595	
June	1,595	

QUALITY

	Quantity	Base Number	Contract	AT	Region	England
% of FP17s for the same patient ID Re-attending within 3 months - Children	7	189	3.7%	11.4%	12.1%	12.4%
% of FP17s for the same patient ID Re-attending within 3 months - Adults	61	431	14.2%	14.8%	15.9%	16.6%
% of FP17s for the same patient ID Re-attending between 3 & 9 months - Children	122	189	64.6%	55.6%	58.6%	57.5%
% of FP17s for the same patient ID Re-attending between 3 & 9 months - Adults	222	431	51.5%	48.1%	51.5%	50.4%
% of FP17s for Band 1 Urgent Courses	19	614	3.1%	8.4%	8.0%	9.1%
% of FP17s Relating to Free Repair or Replacements	4	614	0.7%	0.7%	0.8%	0.8%
% of FP17s Relating to Continuations	0	614	0.0%	1.0%	1.2%	1.3%
% of Patients satisfied with the dentistry they have received	1	1	N/A	93.2%	92.8%	92.7%
% of Patients satisfied with the time they had to wait for an appointment	1	1	N/A	87.4%	89.2%	88.8%

* This is based on patients treated on this contract for their most recent course of treatment. Figures in italics indicate the base number of FP17s or Patient Questionnaire responses are less than 100. N/A is shown where the base number of responses is less than 10 during the period. % is calculated as Quantity/Base number*100

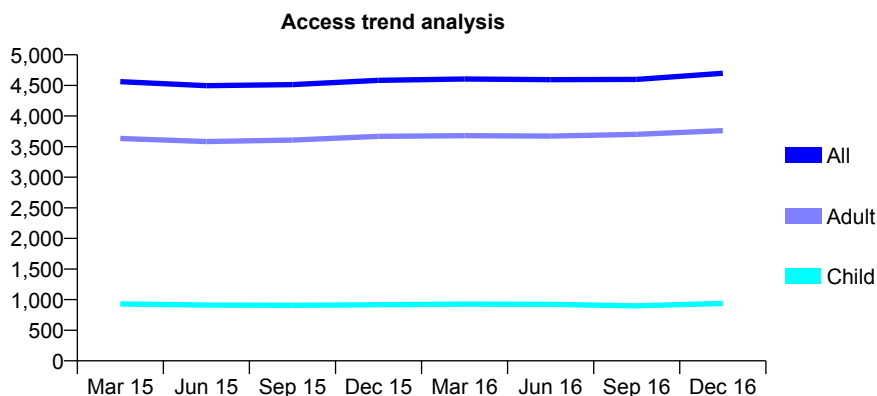
Q58 - Vital Signs At a Glance Contract Report for 810851/0001 - December 2016

Name or company name	Leverstock Green Dental Practice
Contract type name	GDS Contract
Purpose of contract	General
Contract start date	01/04/2006
Contract end date	

16/17 Contracted general activity (UDA)	11,052
Carry forward general activity (UDA)	-221
16/17 Contracted orthodontic activity (UOA)	0
Carry forward orthodontic activity (UOA)	0
Baseline contract value	£299,783.63

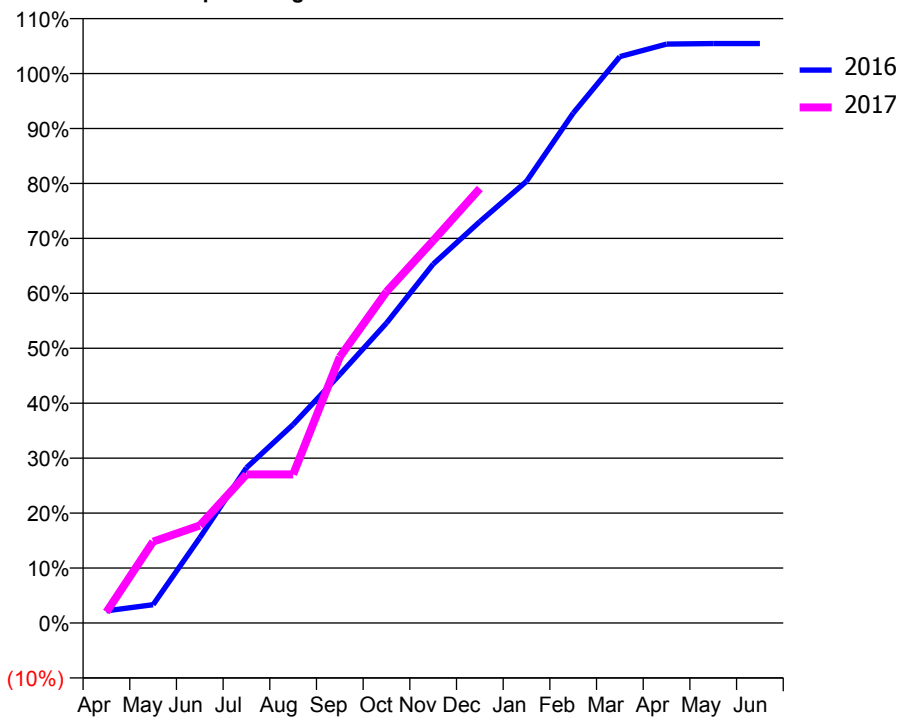
ACCESS*

Patients seen in 24 months	Total	Change since previous quarter
Quarter ending December 2015	4,583	
Quarter ending March 2016	4,605	→
Quarter ending June 2016	4,594	→
Quarter ending September 2016	4,599	→
Quarter ending December 2016	4,698	↑
Variance since December 2015	2.5%	↑



ACTIVITY

Cumulative percentage of contracted UDA delivered 2016 & 2017



Month	Adjusted Scheduled Activity (UDA)	
	2016	2017
April	245	221
May	368	1,638
June	1,716	1,961
July	3,124	2,989
August	3,992	2,989
September	4,997	5,351
October	6,034	6,663
November	7,219	7,691
December	8,073	8,739
January	8,885	
February	10,254	
March	11,390	
April	11,645	
May	11,654	
June	11,654	

QUALITY

	Quantity	Base Number	Contract	AT	Region	England
% of FP17s for the same patient ID Re-attending within 3 months - Children	79	1,101	7.2%	11.4%	12.1%	12.4%
% of FP17s for the same patient ID Re-attending within 3 months - Adults	410	4,200	9.8%	14.8%	15.9%	16.6%
% of FP17s for the same patient ID Re-attending between 3 & 9 months - Children	653	1,101	59.3%	55.6%	58.6%	57.5%
% of FP17s for the same patient ID Re-attending between 3 & 9 months - Adults	2,712	4,200	64.6%	48.1%	51.5%	50.4%
% of FP17s for Band 1 Urgent Courses	359	5,145	7.0%	8.4%	8.0%	9.1%
% of FP17s Relating to Free Repair or Replacements	61	5,145	1.2%	0.7%	0.8%	0.8%
% of FP17s Relating to Continuations	3	5,145	0.1%	1.0%	1.2%	1.3%
% of Patients satisfied with the dentistry they have received	9	9	N/A	93.2%	92.8%	92.7%
% of Patients satisfied with the time they had to wait for an appointment	7	9	N/A	87.4%	89.2%	88.8%

* This is based on patients treated on this contract for their most recent course of treatment. Figures in italics indicate the base number of FP17s or Patient Questionnaire responses are less than 100. N/A is shown where the base number of responses is less than 10 during the period. % is calculated as Quantity/Base number*100

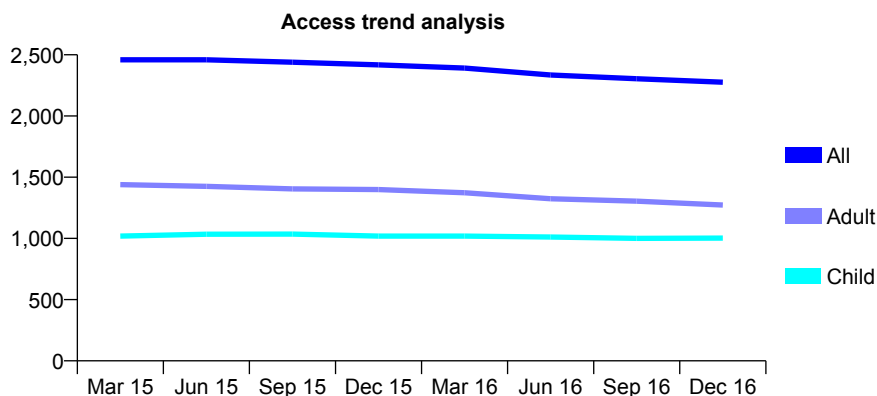
Q58 - Vital Signs At a Glance Contract Report for 811815/0001 - December 2016

Name or company name	MR PS SANSI
Contract type name	GDS Contract
Purpose of contract	General
Contract start date	01/04/2006
Contract end date	

16/17 Contracted general activity (UDA)	4,725
Carry forward general activity (UDA)	-25
16/17 Contracted orthodontic activity (UOA)	0
Carry forward orthodontic activity (UOA)	0
Baseline contract value	£131,589.53

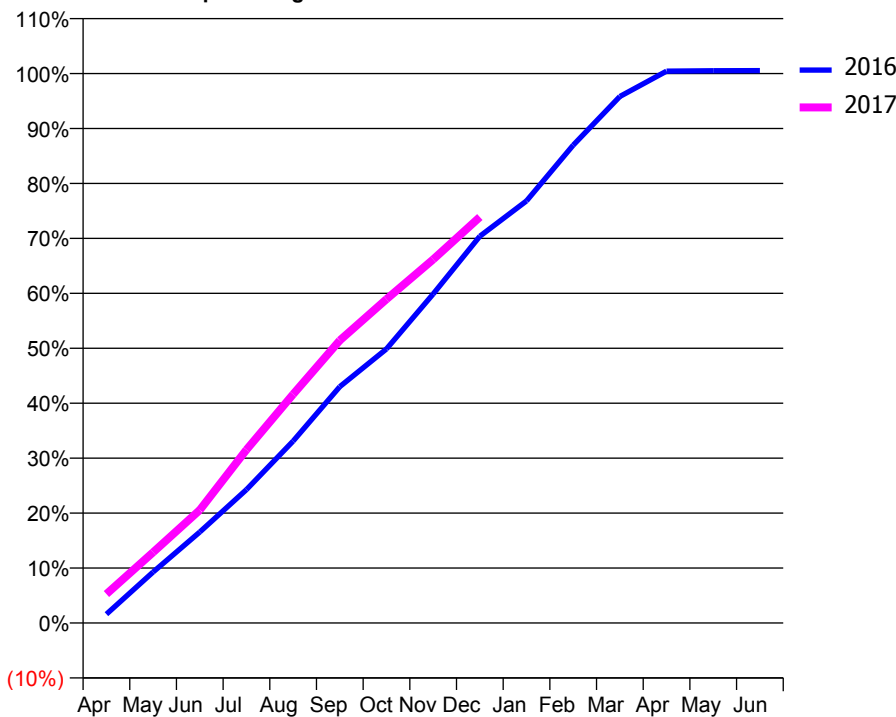
ACCESS*

Patients seen in 24 months	Total	Change since previous quarter
Quarter ending December 2015	2,418	
Quarter ending March 2016	2,392	↓
Quarter ending June 2016	2,335	↓
Quarter ending September 2016	2,305	↓
Quarter ending December 2016	2,276	↓
Variance since December 2015	(5.9%)	↓



ACTIVITY

Cumulative percentage of contracted UDA delivered 2016 & 2017



Month	Adjusted Scheduled Activity (UDA)	
	2016	2017
April	76	249
May	439	608
June	782	971
July	1,147	1,490
August	1,564	1,967
September	2,033	2,430
October	2,357	2,784
November	2,829	3,127
December	3,326	3,491
January	3,630	
February	4,109	
March	4,528	
April	4,745	
May	4,749	
June	4,750	

QUALITY

	Quantity	Base Number	Contract	AT	Region	England
% of FP17s for the same patient ID Re-attending within 3 months - Children	77	931	8.3%	11.4%	12.1%	12.4%
% of FP17s for the same patient ID Re-attending within 3 months - Adults	151	1,080	14.0%	14.8%	15.9%	16.6%
% of FP17s for the same patient ID Re-attending between 3 & 9 months - Children	374	931	40.2%	55.6%	58.6%	57.5%
% of FP17s for the same patient ID Re-attending between 3 & 9 months - Adults	475	1,080	44.0%	48.1%	51.5%	50.4%
% of FP17s for Band 1 Urgent Courses	226	1,903	11.9%	8.4%	8.0%	9.1%
% of FP17s Relating to Free Repair or Replacements	2	1,903	0.1%	0.7%	0.8%	0.8%
% of FP17s Relating to Continuations	4	1,903	0.2%	1.0%	1.2%	1.3%
% of Patients satisfied with the dentistry they have received	1	1	N/A	93.2%	92.8%	92.7%
% of Patients satisfied with the time they had to wait for an appointment	1	1	N/A	87.4%	89.2%	88.8%

* This is based on patients treated on this contract for their most recent course of treatment. Figures in italics indicate the base number of FP17s or Patient Questionnaire responses are less than 100. N/A is shown where the base number of responses is less than 10 during the period. % is calculated as Quantity/Base number*100

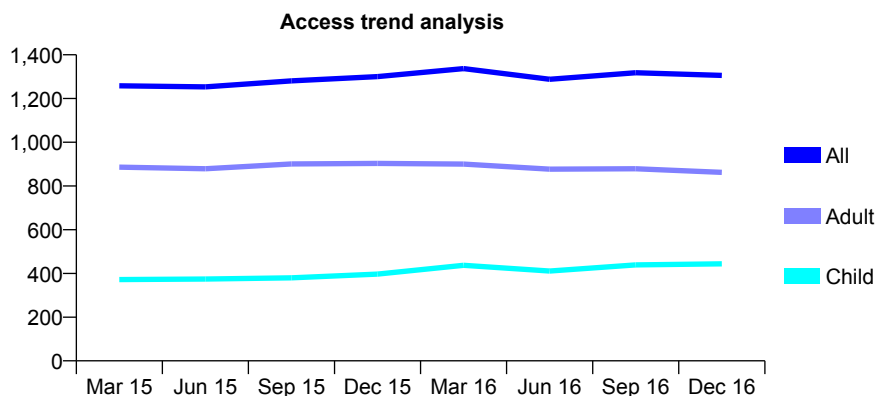
Q58 - Vital Signs At a Glance Contract Report for 813923/0001 - December 2016

Name or company name	MR JS MANDAIR
Contract type name	GDS Contract
Purpose of contract	General
Contract start date	01/04/2006
Contract end date	

16/17 Contracted general activity (UDA)	6,659
Carry forward general activity (UDA)	-133
16/17 Contracted orthodontic activity (UOA)	0
Carry forward orthodontic activity (UOA)	0
Baseline contract value	£230,132.77

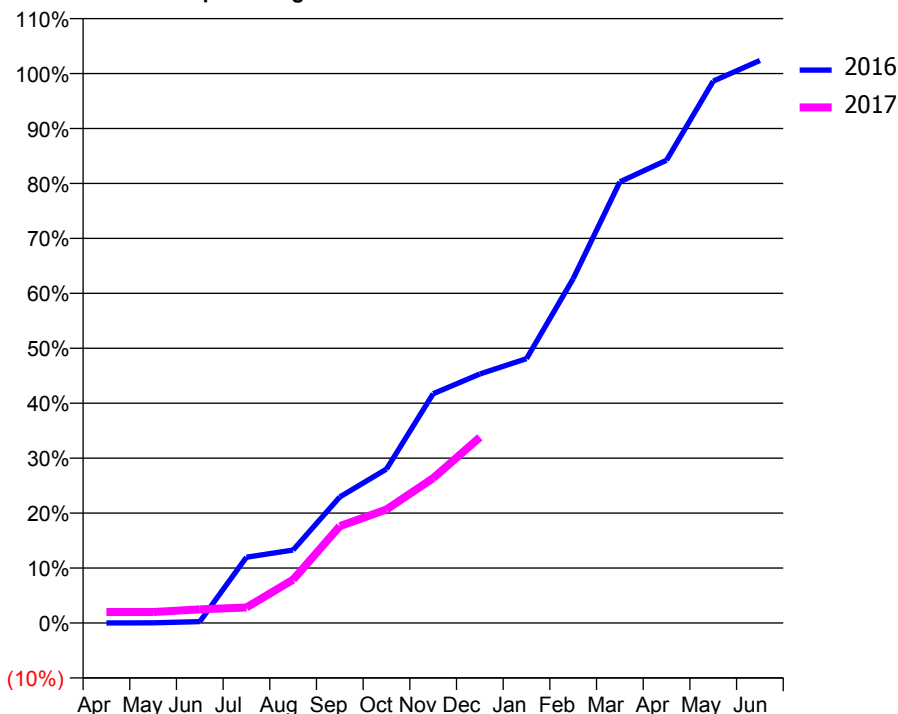
ACCESS*

Patients seen in 24 months	Total	Change since previous quarter
Quarter ending December 2015	1,300	
Quarter ending March 2016	1,337	↑
Quarter ending June 2016	1,288	↓
Quarter ending September 2016	1,318	↑
Quarter ending December 2016	1,306	→
Variance since December 2015	0.5%	→



ACTIVITY

Cumulative percentage of contracted UDA delivered 2016 & 2017



Month	Adjusted Scheduled Activity (UDA)	
	2016	2017
April	0	133
May	3	133
June	17	166
July	797	189
August	885	526
September	1,529	1,173
October	1,866	1,376
November	2,778	1,755
December	3,017	2,251
January	3,204	
February	4,173	
March	5,346	
April	5,609	
May	6,566	
June	6,816	

QUALITY

	Quantity	Base Number	Contract	AT	Region	England
% of FP17s for the same patient ID Re-attending within 3 months - Children	28	268	10.4%	11.4%	12.1%	12.4%
% of FP17s for the same patient ID Re-attending within 3 months - Adults	131	559	23.4%	14.8%	15.9%	16.6%
% of FP17s for the same patient ID Re-attending between 3 & 9 months - Children	47	268	17.5%	55.6%	58.6%	57.5%
% of FP17s for the same patient ID Re-attending between 3 & 9 months - Adults	112	559	20.0%	48.1%	51.5%	50.4%
% of FP17s for Band 1 Urgent Courses	58	588	9.9%	8.4%	8.0%	9.1%
% of FP17s Relating to Free Repair or Replacements	2	588	0.3%	0.7%	0.8%	0.8%
% of FP17s Relating to Continuations	0	588	0.0%	1.0%	1.2%	1.3%
% of Patients satisfied with the dentistry they have received	4	4	N/A	93.2%	92.8%	92.7%
% of Patients satisfied with the time they had to wait for an appointment	3	4	N/A	87.4%	89.2%	88.8%

* This is based on patients treated on this contract for their most recent course of treatment. Figures in italics indicate the base number of FP17s or Patient Questionnaire responses are less than 100. N/A is shown where the base number of responses is less than 10 during the period. % is calculated as Quantity/Base number*100

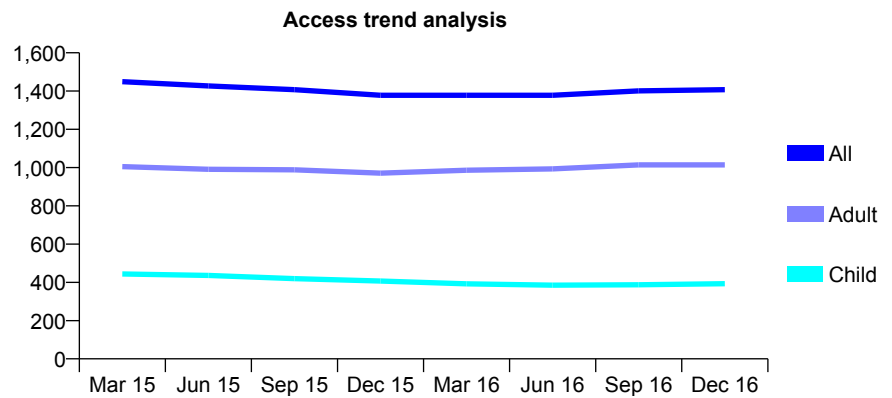
Q58 - Vital Signs At a Glance Contract Report for 815012/0001 - December 2016

Name or company name	MR JP NORRIS
Contract type name	GDS Contract
Purpose of contract	General
Contract start date	01/04/2006
Contract end date	

16/17 Contracted general activity (UDA)	1,399
Carry forward general activity (UDA)	22
16/17 Contracted orthodontic activity (UOA)	0
Carry forward orthodontic activity (UOA)	0
Baseline contract value	£30,174.78

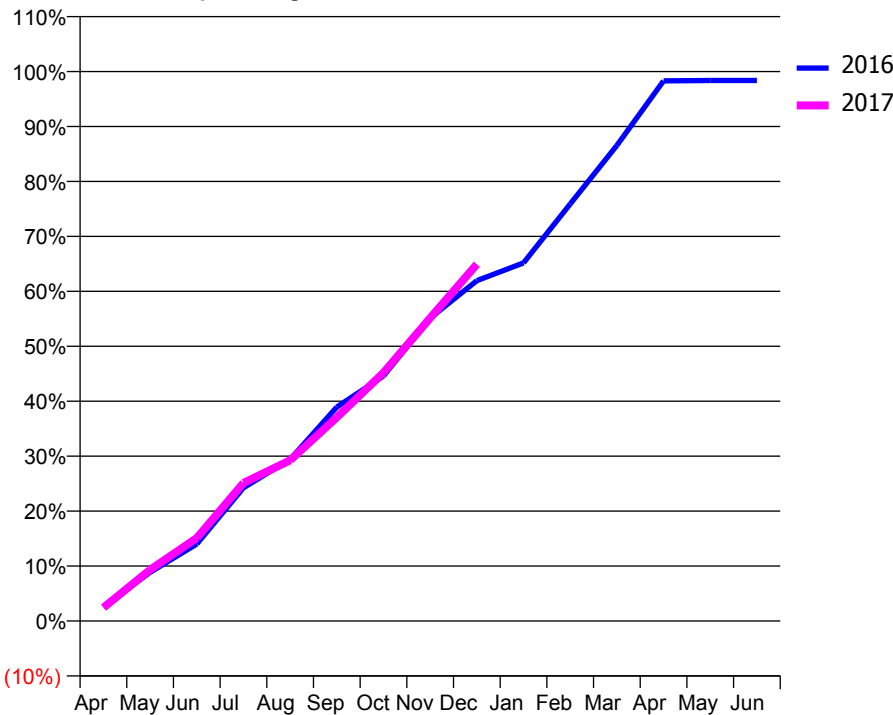
ACCESS*

Patients seen in 24 months	Total	Change since previous quarter
Quarter ending December 2015	1,378	
Quarter ending March 2016	1,378	→
Quarter ending June 2016	1,378	→
Quarter ending September 2016	1,401	→
Quarter ending December 2016	1,407	→
Variance since December 2015	2.1%	↑



ACTIVITY

Cumulative percentage of contracted UDA delivered 2016 & 2017



Month	Adjusted Scheduled Activity (UDA)	
	2016	2017
April	36	34
May	124	130
June	196	211
July	339	352
August	412	409
September	545	519
October	624	632
November	771	772
December	866	908
January	912	
February	1,062	
March	1,211	
April	1,375	
May	1,376	
June	1,376	

QUALITY

	Quantity	Base Number	Contract	AT	Region	England
% of FP17s for the same patient ID Re-attending within 3 months - Children	46	524	8.8%	11.4%	12.1%	12.4%
% of FP17s for the same patient ID Re-attending within 3 months - Adults	127	1,090	11.7%	14.8%	15.9%	16.6%
% of FP17s for the same patient ID Re-attending between 3 & 9 months - Children	318	524	60.7%	55.6%	58.6%	57.5%
% of FP17s for the same patient ID Re-attending between 3 & 9 months - Adults	676	1,090	62.0%	48.1%	51.5%	50.4%
% of FP17s for Band 1 Urgent Courses	37	554	6.7%	8.4%	8.0%	9.1%
% of FP17s Relating to Free Repair or Replacements	0	554	0.0%	0.7%	0.8%	0.8%
% of FP17s Relating to Continuations	0	554	0.0%	1.0%	1.2%	1.3%
% of Patients satisfied with the dentistry they have received	1	1	N/A	93.2%	92.8%	92.7%
% of Patients satisfied with the time they had to wait for an appointment	1	1	N/A	87.4%	89.2%	88.8%

* This is based on patients treated on this contract for their most recent course of treatment. Figures in italics indicate the base number of FP17s or Patient Questionnaire responses are less than 100. N/A is shown where the base number of responses is less than 10 during the period. % is calculated as Quantity/Base number*100

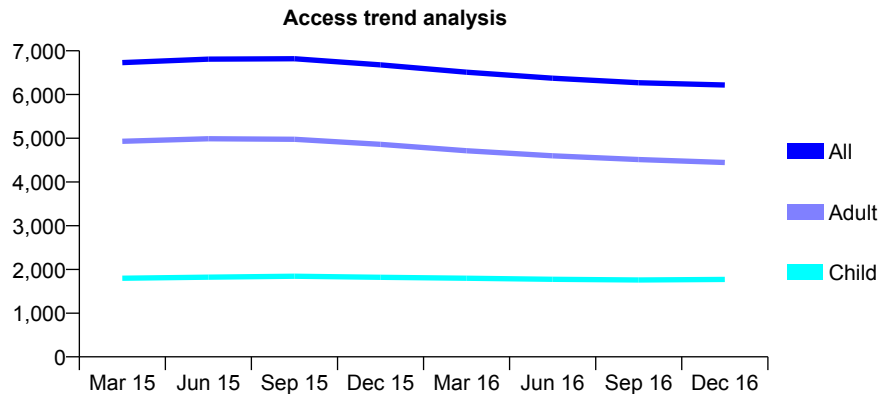
Q58 - Vital Signs At a Glance Contract Report for 819506/0001 - December 2016

Name or company name	Naeha Waterfall
Contract type name	GDS Contract
Purpose of contract	General
Contract start date	01/06/2009
Contract end date	

16/17 Contracted general activity (UDA)	15,000
Carry forward general activity (UDA)	-36
16/17 Contracted orthodontic activity (UOA)	0
Carry forward orthodontic activity (UOA)	0
Baseline contract value	£422,293.08

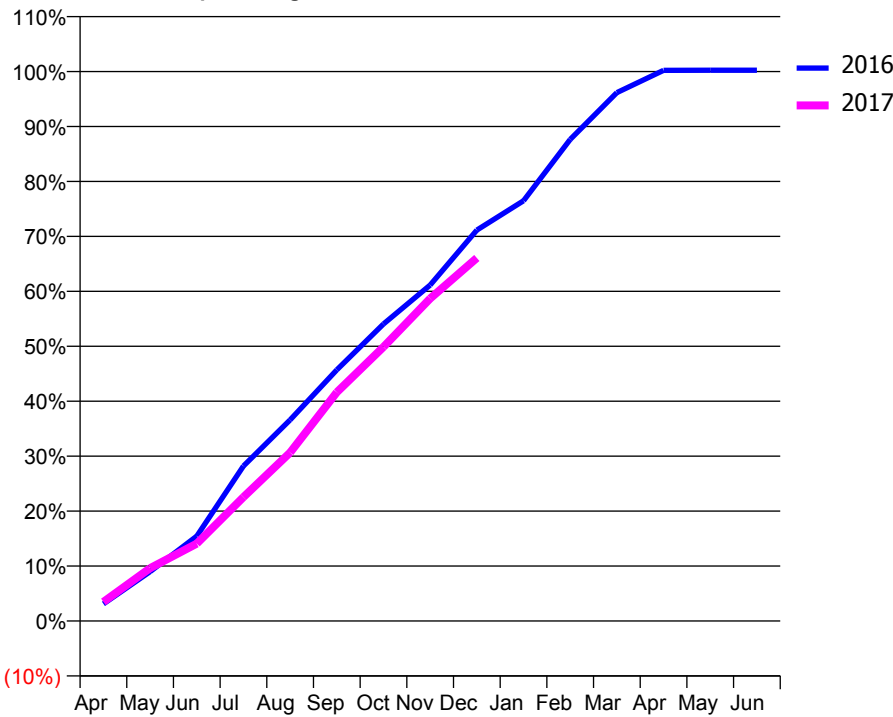
ACCESS*

Patients seen in 24 months	Total	Change since previous quarter
Quarter ending December 2015	6,677	
Quarter ending March 2016	6,511	↓
Quarter ending June 2016	6,372	↓
Quarter ending September 2016	6,271	↓
Quarter ending December 2016	6,218	→
Variance since December 2015	(6.9%)	↓



ACTIVITY

Cumulative percentage of contracted UDA delivered 2016 & 2017



Month	Adjusted Scheduled Activity (UDA)	
	2016	2017
April	466	521
May	1,350	1,442
June	2,316	2,113
July	4,232	3,383
August	5,492	4,600
September	6,856	6,245
October	8,107	7,482
November	9,170	8,804
December	10,671	9,910
January	11,472	
February	13,146	
March	14,423	
April	15,030	
May	15,036	
June	15,036	

QUALITY

	Quantity	Base Number	Contract	AT	Region	England
% of FP17s for the same patient ID Re-attending within 3 months - Children	180	1,913	9.4%	11.4%	12.1%	12.4%
% of FP17s for the same patient ID Re-attending within 3 months - Adults	677	3,969	17.1%	14.8%	15.9%	16.6%
% of FP17s for the same patient ID Re-attending between 3 & 9 months - Children	1,062	1,913	55.5%	55.6%	58.6%	57.5%
% of FP17s for the same patient ID Re-attending between 3 & 9 months - Adults	1,397	3,969	35.2%	48.1%	51.5%	50.4%
% of FP17s for Band 1 Urgent Courses	630	5,539	11.4%	8.4%	8.0%	9.1%
% of FP17s Relating to Free Repair or Replacements	41	5,539	0.7%	0.7%	0.8%	0.8%
% of FP17s Relating to Continuations	31	5,539	0.6%	1.0%	1.2%	1.3%
% of Patients satisfied with the dentistry they have received	2	2	N/A	93.2%	92.8%	92.7%
% of Patients satisfied with the time they had to wait for an appointment	1	2	N/A	87.4%	89.2%	88.8%

* This is based on patients treated on this contract for their most recent course of treatment. Figures in italics indicate the base number of FP17s or Patient Questionnaire responses are less than 100. N/A is shown where the base number of responses is less than 10 during the period. % is calculated as Quantity/Base number*100

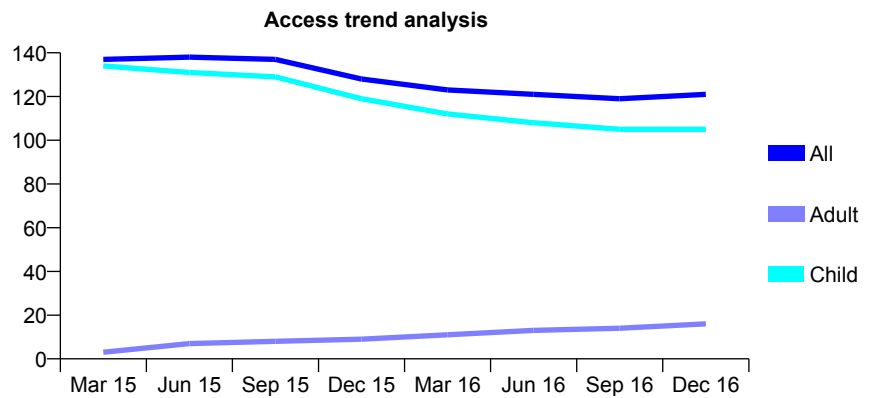
Q58 - Vital Signs At a Glance Contract Report for 824038/0001 - December 2016

Name or company name	MR R BHATIANI
Contract type name	GDS Contract
Purpose of contract	General
Contract start date	01/04/2006
Contract end date	

16/17 Contracted general activity (UDA)	275
Carry forward general activity (UDA)	0
16/17 Contracted orthodontic activity (UOA)	0
Carry forward orthodontic activity (UOA)	0
Baseline contract value	£7,015.31

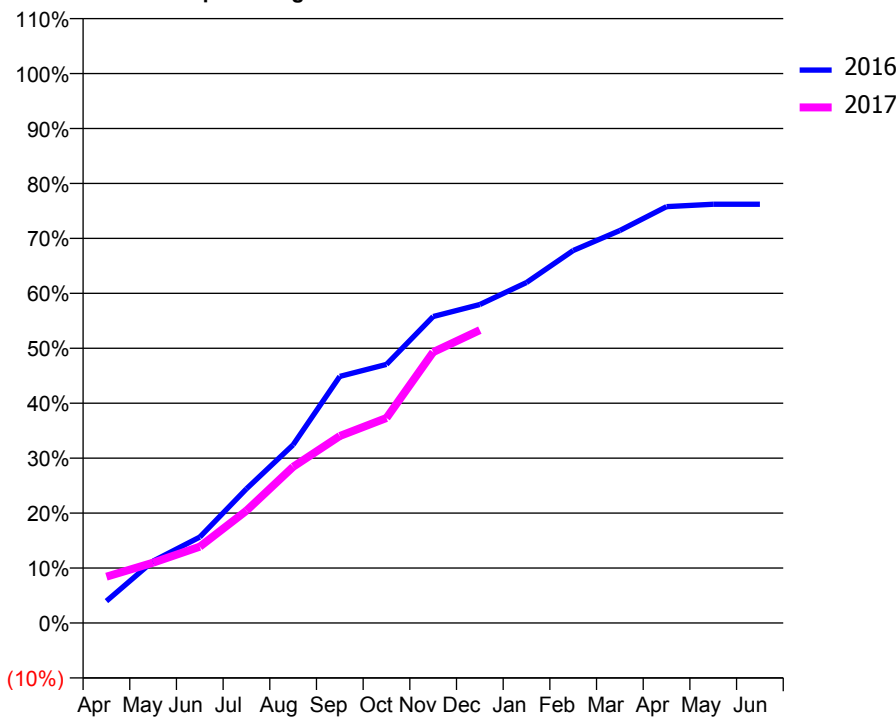
ACCESS*

Patients seen in 24 months	Total	Change since previous quarter
Quarter ending December 2015	128	
Quarter ending March 2016	123	↓
Quarter ending June 2016	121	↓
Quarter ending September 2016	119	↓
Quarter ending December 2016	121	→
Variance since December 2015	(5.5%)	↓



ACTIVITY

Cumulative percentage of contracted UDA delivered 2016 & 2017



Month	Adjusted Scheduled Activity (UDA)	
	2016	2017
April	11	23
May	31	30
June	43	38
July	67	56
August	89	78
September	123	94
October	129	103
November	153	136
December	159	147
January	170	
February	186	
March	196	
April	208	
May	210	
June	210	

QUALITY

	Quantity	Base Number	Contract	AT	Region	England
% of FP17s for the same patient ID Re-attending within 3 months - Children	7	119	5.9%	11.4%	12.1%	12.4%
% of FP17s for the same patient ID Re-attending within 3 months - Adults	0	6	0.0%	14.8%	15.9%	16.6%
% of FP17s for the same patient ID Re-attending between 3 & 9 months - Children	49	119	41.2%	55.6%	58.6%	57.5%
% of FP17s for the same patient ID Re-attending between 3 & 9 months - Adults	0	6	0.0%	48.1%	51.5%	50.4%
% of FP17s for Band 1 Urgent Courses	3	120	2.5%	8.4%	8.0%	9.1%
% of FP17s Relating to Free Repair or Replacements	0	120	0.0%	0.7%	0.8%	0.8%
% of FP17s Relating to Continuations	0	120	0.0%	1.0%	1.2%	1.3%
% of Patients satisfied with the dentistry they have received	0	0	N/A	93.2%	92.8%	92.7%
% of Patients satisfied with the time they had to wait for an appointment	0	0	N/A	87.4%	89.2%	88.8%

* This is based on patients treated on this contract for their most recent course of treatment. Figures in italics indicate the base number of FP17s or Patient Questionnaire responses are less than 100. N/A is shown where the base number of responses is less than 10 during the period. % is calculated as Quantity/Base number*100

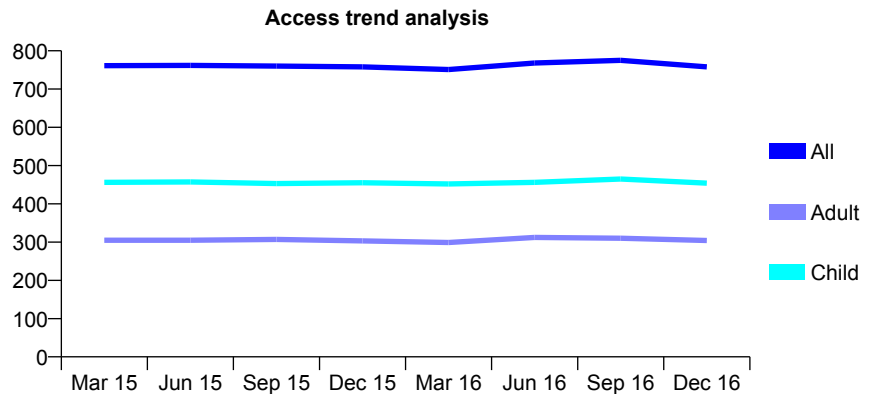
Q58 - Vital Signs At a Glance Contract Report for 825344/0001 - December 2016

Name or company name	MR K PATEL
Contract type name	GDS Contract
Purpose of contract	General
Contract start date	01/04/2006
Contract end date	

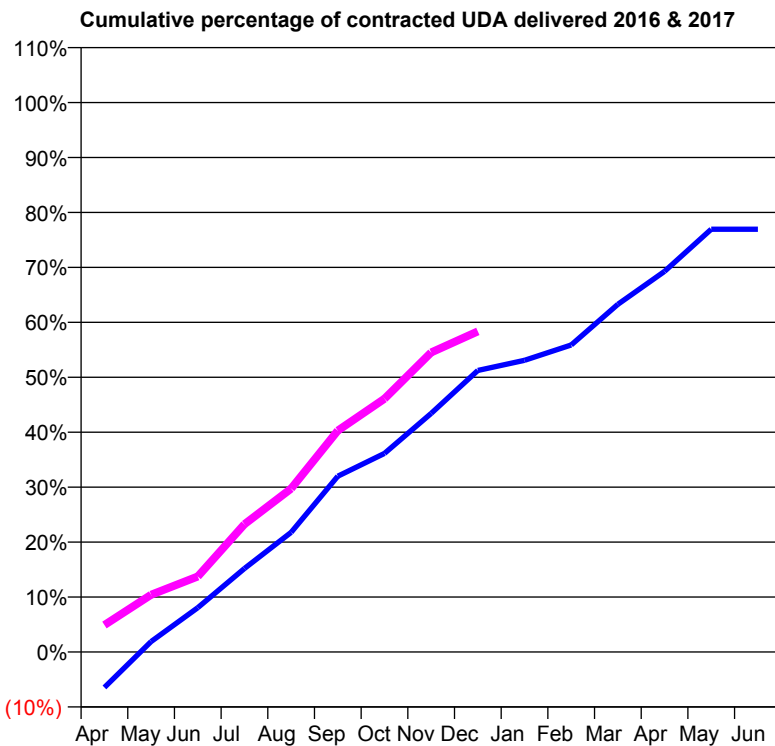
16/17 Contracted general activity (UDA)	2,800
Carry forward general activity (UDA)	0
16/17 Contracted orthodontic activity (UOA)	0
Carry forward orthodontic activity (UOA)	0
Baseline contract value	£79,940.20

ACCESS*

Patients seen in 24 months	Total	Change since previous quarter
Quarter ending December 2015	758	
Quarter ending March 2016	751	→
Quarter ending June 2016	768	↑
Quarter ending September 2016	775	→
Quarter ending December 2016	758	↓
Variance since December 2015	0.0%	→



ACTIVITY



Month	Adjusted Scheduled Activity (UDA)	
	2016	2017
April	-181	137
May	53	292
June	226	385
July	426	651
August	610	833
September	896	1,128
October	1,012	1,291
November	1,216	1,527
December	1,435	1,634
January	1,486	
February	1,564	
March	1,772	
April	1,940	
May	2,155	
June	2,155	

QUALITY

	Quantity	Base Number	Contract	AT	Region	England
% of FP17s for the same patient ID Re-attending within 3 months - Children	34	579	5.9%	11.4%	12.1%	12.4%
% of FP17s for the same patient ID Re-attending within 3 months - Adults	71	344	20.6%	14.8%	15.9%	16.6%
% of FP17s for the same patient ID Re-attending between 3 & 9 months - Children	337	579	58.2%	55.6%	58.6%	57.5%
% of FP17s for the same patient ID Re-attending between 3 & 9 months - Adults	169	344	49.1%	48.1%	51.5%	50.4%
% of FP17s for Band 1 Urgent Courses	20	752	2.7%	8.4%	8.0%	9.1%
% of FP17s Relating to Free Repair or Replacements	3	752	0.4%	0.7%	0.8%	0.8%
% of FP17s Relating to Continuations	0	752	0.0%	1.0%	1.2%	1.3%
% of Patients satisfied with the dentistry they have received	2	2	N/A	93.2%	92.8%	92.7%
% of Patients satisfied with the time they had to wait for an appointment	2	2	N/A	87.4%	89.2%	88.8%

* This is based on patients treated on this contract for their most recent course of treatment. Figures in italics indicate the base number of FP17s or Patient Questionnaire responses are less than 100. N/A is shown where the base number of responses is less than 10 during the period. % is calculated as Quantity/Base number*100

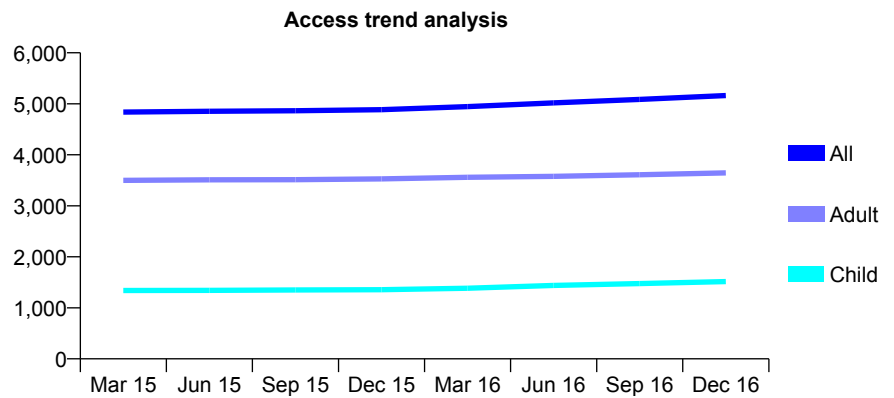
Q58 - Vital Signs At a Glance Contract Report for 825425/0001 - December 2016

Name or company name	MR S SHAH
Contract type name	GDS Contract
Purpose of contract	General
Contract start date	01/04/2006
Contract end date	

16/17 Contracted general activity (UDA)	13,962
Carry forward general activity (UDA)	115
16/17 Contracted orthodontic activity (UOA)	0
Carry forward orthodontic activity (UOA)	0
Baseline contract value	£354,767.94

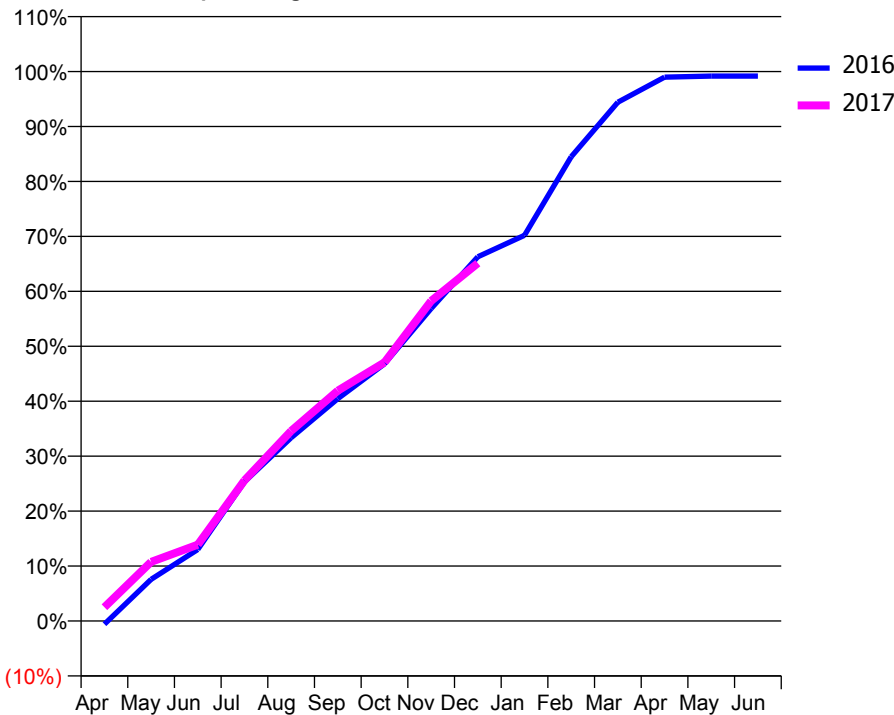
ACCESS*

Patients seen in 24 months	Total	Change since previous quarter
Quarter ending December 2015	4,885	
Quarter ending March 2016	4,945	→
Quarter ending June 2016	5,017	→
Quarter ending September 2016	5,085	→
Quarter ending December 2016	5,162	→
Variance since December 2015	5.7%	↑



ACTIVITY

Cumulative percentage of contracted UDA delivered 2016 & 2017



Month	Adjusted Scheduled Activity (UDA)	
	2016	2017
April	-83	351
May	1,057	1,503
June	1,818	1,939
July	3,534	3,573
August	4,658	4,829
September	5,651	5,852
October	6,535	6,570
November	7,940	8,132
December	9,255	9,094
January	9,799	
February	11,796	
March	13,183	
April	13,818	
May	13,846	
June	13,847	

QUALITY

	Quantity	Base Number	Contract	AT	Region	England
% of FP17s for the same patient ID Re-attending within 3 months - Children	101	1,402	7.2%	11.4%	12.1%	12.4%
% of FP17s for the same patient ID Re-attending within 3 months - Adults	627	3,274	19.2%	14.8%	15.9%	16.6%
% of FP17s for the same patient ID Re-attending between 3 & 9 months - Children	604	1,402	43.1%	55.6%	58.6%	57.5%
% of FP17s for the same patient ID Re-attending between 3 & 9 months - Adults	1,259	3,274	38.5%	48.1%	51.5%	50.4%
% of FP17s for Band 1 Urgent Courses	443	4,016	11.0%	8.4%	8.0%	9.1%
% of FP17s Relating to Free Repair or Replacements	29	4,016	0.7%	0.7%	0.8%	0.8%
% of FP17s Relating to Continuations	59	4,016	1.5%	1.0%	1.2%	1.3%
% of Patients satisfied with the dentistry they have received	5	7	N/A	93.2%	92.8%	92.7%
% of Patients satisfied with the time they had to wait for an appointment	4	7	N/A	87.4%	89.2%	88.8%

* This is based on patients treated on this contract for their most recent course of treatment. Figures in italics indicate the base number of FP17s or Patient Questionnaire responses are less than 100. N/A is shown where the base number of responses is less than 10 during the period. % is calculated as Quantity/Base number*100

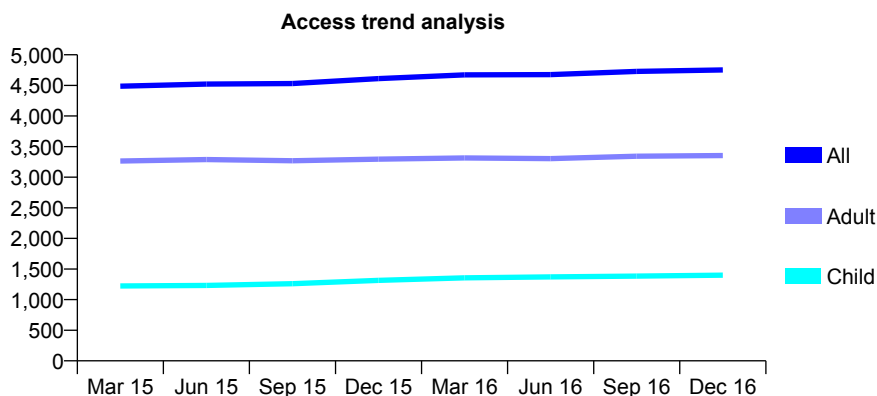
Q58 - Vital Signs At a Glance Contract Report for 825425/0002 - December 2016

Name or company name	MR S SHAH
Contract type name	GDS Contract
Purpose of contract	General
Contract start date	01/04/2006
Contract end date	

16/17 Contracted general activity (UDA)	11,095
Carry forward general activity (UDA)	-125
16/17 Contracted orthodontic activity (UOA)	0
Carry forward orthodontic activity (UOA)	0
Baseline contract value	£269,514.96

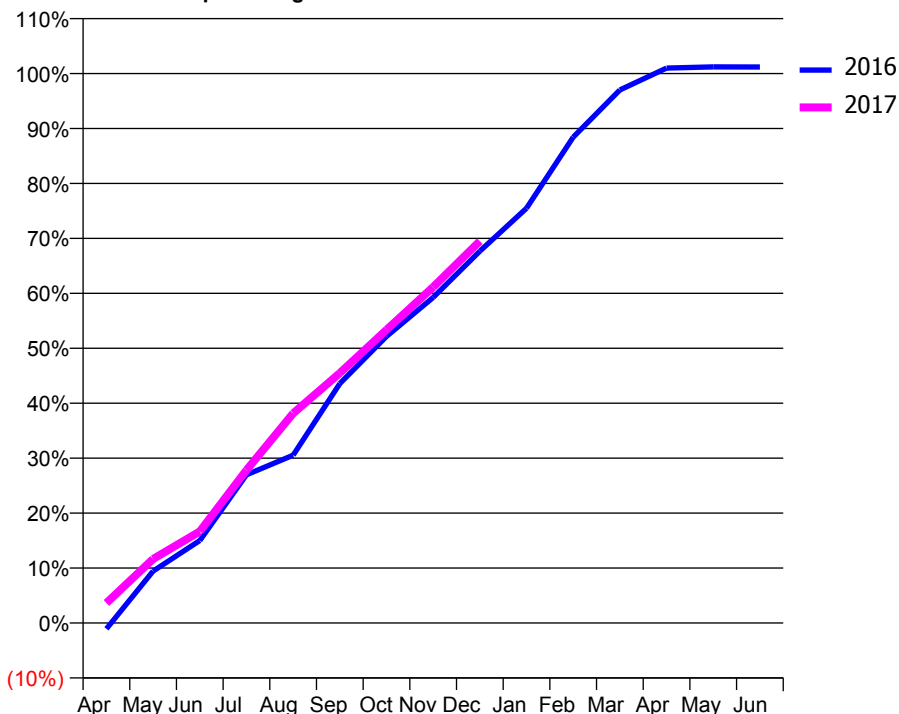
ACCESS*

Patients seen in 24 months	Total	Change since previous quarter
Quarter ending December 2015	4,611	
Quarter ending March 2016	4,672	→
Quarter ending June 2016	4,676	→
Quarter ending September 2016	4,728	→
Quarter ending December 2016	4,752	→
Variance since December 2015	3.1%	↑



ACTIVITY

Cumulative percentage of contracted UDA delivered 2016 & 2017



Month	Adjusted Scheduled Activity (UDA)	
	2016	2017
April	-115	405
May	997	1,295
June	1,583	1,848
July	2,845	3,086
August	3,220	4,234
September	4,596	5,047
October	5,500	5,919
November	6,248	6,784
December	7,136	7,710
January	7,962	
February	9,326	
March	10,232	
April	10,651	
May	10,674	
June	10,673	

QUALITY

	Quantity	Base Number	Contract	AT	Region	England
% of FP17s for the same patient ID Re-attending within 3 months - Children	112	1,382	8.1%	11.4%	12.1%	12.4%
% of FP17s for the same patient ID Re-attending within 3 months - Adults	415	2,894	14.3%	14.8%	15.9%	16.6%
% of FP17s for the same patient ID Re-attending between 3 & 9 months - Children	707	1,382	51.2%	55.6%	58.6%	57.5%
% of FP17s for the same patient ID Re-attending between 3 & 9 months - Adults	1,233	2,894	42.6%	48.1%	51.5%	50.4%
% of FP17s for Band 1 Urgent Courses	315	4,035	7.8%	8.4%	8.0%	9.1%
% of FP17s Relating to Free Repair or Replacements	41	4,035	1.0%	0.7%	0.8%	0.8%
% of FP17s Relating to Continuations	108	4,035	2.7%	1.0%	1.2%	1.3%
% of Patients satisfied with the dentistry they have received	0	0	N/A	93.2%	92.8%	92.7%
% of Patients satisfied with the time they had to wait for an appointment	0	0	N/A	87.4%	89.2%	88.8%

* This is based on patients treated on this contract for their most recent course of treatment. Figures in italics indicate the base number of FP17s or Patient Questionnaire responses are less than 100. N/A is shown where the base number of responses is less than 10 during the period. % is calculated as Quantity/Base number*100

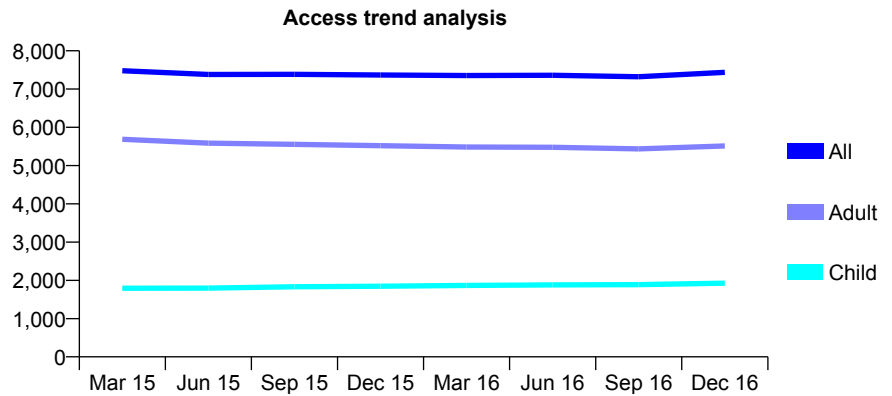
Q58 - Vital Signs At a Glance Contract Report for 825425/0003 - December 2016

Name or company name	MR S SHAH
Contract type name	GDS Contract
Purpose of contract	General
Contract start date	01/03/2013
Contract end date	

16/17 Contracted general activity (UDA)	22,140
Carry forward general activity (UDA)	29
16/17 Contracted orthodontic activity (UOA)	0
Carry forward orthodontic activity (UOA)	0
Baseline contract value	£656,188.29

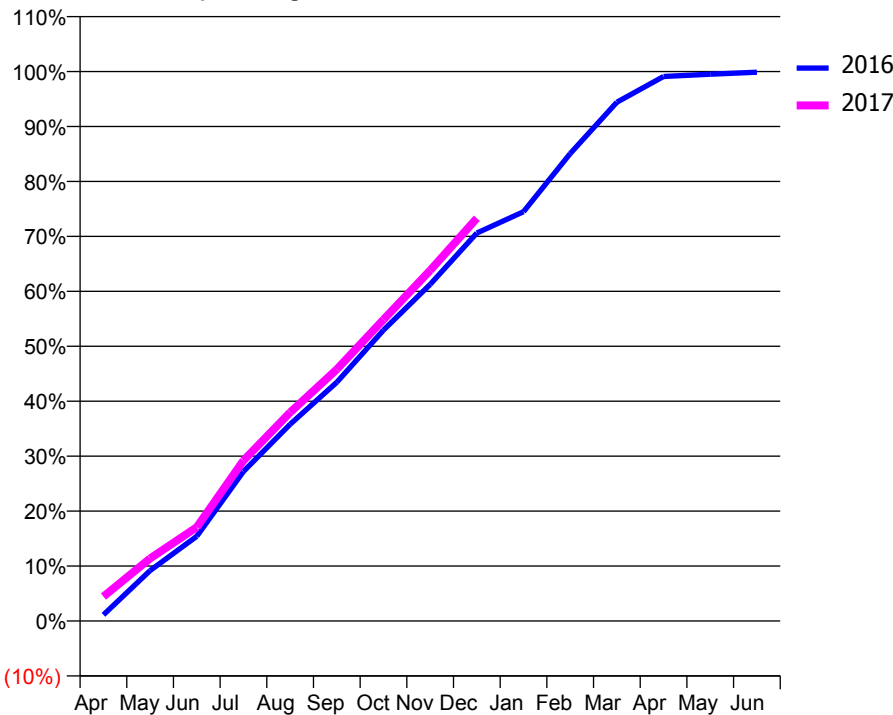
ACCESS*

Patients seen in 24 months	Total	Change since previous quarter
Quarter ending December 2015	7,366	
Quarter ending March 2016	7,353	→
Quarter ending June 2016	7,361	→
Quarter ending September 2016	7,323	→
Quarter ending December 2016	7,438	→
Variance since December 2015	1.0%	→



ACTIVITY

Cumulative percentage of contracted UDA delivered 2016 & 2017



Month	Adjusted Scheduled Activity (UDA)	
	2016	2017
April	247	988
May	2,032	2,520
June	3,413	3,781
July	6,026	6,467
August	7,929	8,404
September	9,621	10,139
October	11,718	12,145
November	13,564	14,126
December	15,633	16,229
January	16,492	
February	18,836	
March	20,902	
April	21,939	
May	22,030	
June	22,111	

QUALITY

	Quantity	Base Number	Contract	AT	Region	England
% of FP17s for the same patient ID Re-attending within 3 months - Children	125	1,864	6.7%	11.4%	12.1%	12.4%
% of FP17s for the same patient ID Re-attending within 3 months - Adults	823	5,040	16.3%	14.8%	15.9%	16.6%
% of FP17s for the same patient ID Re-attending between 3 & 9 months - Children	894	1,864	48.0%	55.6%	58.6%	57.5%
% of FP17s for the same patient ID Re-attending between 3 & 9 months - Adults	1,929	5,040	38.3%	48.1%	51.5%	50.4%
% of FP17s for Band 1 Urgent Courses	734	6,471	11.3%	8.4%	8.0%	9.1%
% of FP17s Relating to Free Repair or Replacements	41	6,471	0.6%	0.7%	0.8%	0.8%
% of FP17s Relating to Continuations	135	6,471	2.1%	1.0%	1.2%	1.3%
% of Patients satisfied with the dentistry they have received	13	14	92.9%	93.2%	92.8%	92.7%
% of Patients satisfied with the time they had to wait for an appointment	11	14	78.6%	87.4%	89.2%	88.8%

* This is based on patients treated on this contract for their most recent course of treatment. Figures in italics indicate the base number of FP17s or Patient Questionnaire responses are less than 100. N/A is shown where the base number of responses is less than 10 during the period. % is calculated as Quantity/Base number*100

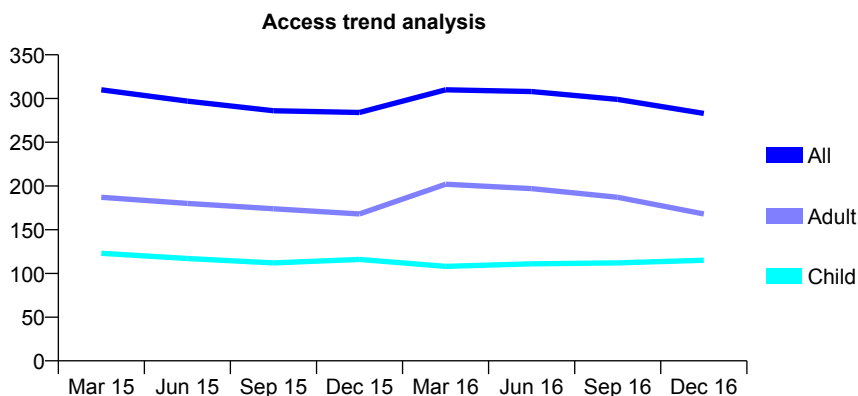
Q58 - Vital Signs At a Glance Contract Report for 825727/0001 - December 2016

Name or company name	MR R CHAUHAN
Contract type name	GDS Contract
Purpose of contract	General
Contract start date	01/04/2006
Contract end date	

16/17 Contracted general activity (UDA)	900
Carry forward general activity (UDA)	4
16/17 Contracted orthodontic activity (UOA)	0
Carry forward orthodontic activity (UOA)	0
Baseline contract value	£29,302.72

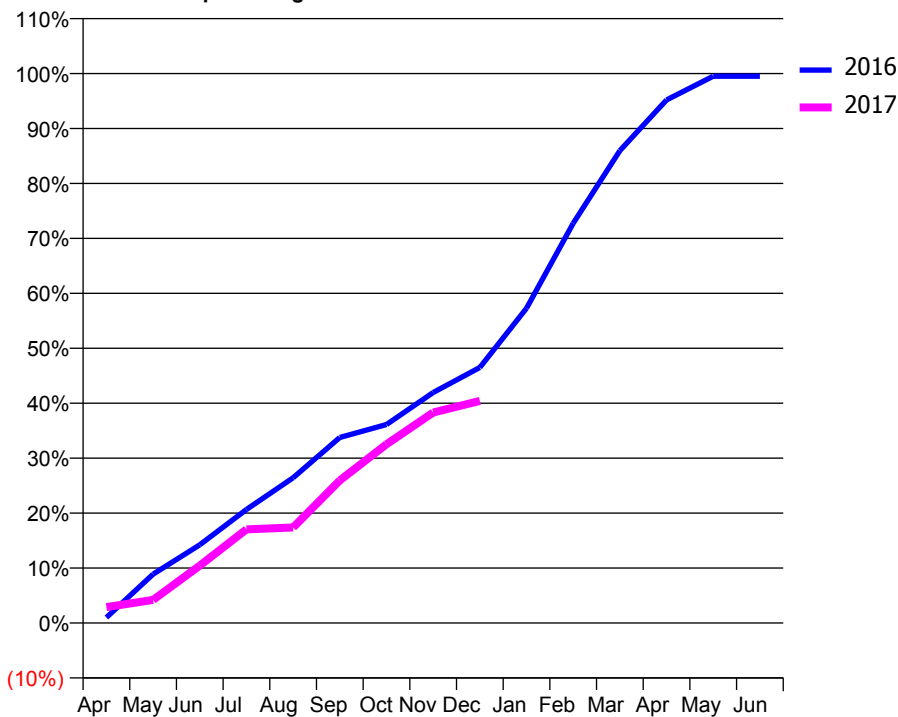
ACCESS*

Patients seen in 24 months	Total	Change since previous quarter
Quarter ending December 2015	284	
Quarter ending March 2016	310	↑
Quarter ending June 2016	308	→
Quarter ending September 2016	299	↓
Quarter ending December 2016	283	↓
Variance since December 2015	(0.4%)	→



ACTIVITY

Cumulative percentage of contracted UDA delivered 2016 & 2017



Month	Adjusted Scheduled Activity (UDA)	
	2016	2017
April	9	26
May	80	38
June	128	94
July	186	153
August	238	156
September	304	234
October	325	293
November	378	345
December	419	364
January	516	
February	655	
March	774	
April	857	
May	896	
June	896	

QUALITY

	Quantity	Base Number	Contract	AT	Region	England
% of FP17s for the same patient ID Re-attending within 3 months - Children	7	122	5.7%	11.4%	12.1%	12.4%
% of FP17s for the same patient ID Re-attending within 3 months - Adults	3	107	2.8%	14.8%	15.9%	16.6%
% of FP17s for the same patient ID Re-attending between 3 & 9 months - Children	66	122	54.1%	55.6%	58.6%	57.5%
% of FP17s for the same patient ID Re-attending between 3 & 9 months - Adults	40	107	37.4%	48.1%	51.5%	50.4%
% of FP17s for Band 1 Urgent Courses	4	183	2.2%	8.4%	8.0%	9.1%
% of FP17s Relating to Free Repair or Replacements	0	183	0.0%	0.7%	0.8%	0.8%
% of FP17s Relating to Continuations	3	183	1.6%	1.0%	1.2%	1.3%
% of Patients satisfied with the dentistry they have received	0	0	N/A	93.2%	92.8%	92.7%
% of Patients satisfied with the time they had to wait for an appointment	0	0	N/A	87.4%	89.2%	88.8%

* This is based on patients treated on this contract for their most recent course of treatment. Figures in italics indicate the base number of FP17s or Patient Questionnaire responses are less than 100. N/A is shown where the base number of responses is less than 10 during the period. % is calculated as Quantity/Base number*100

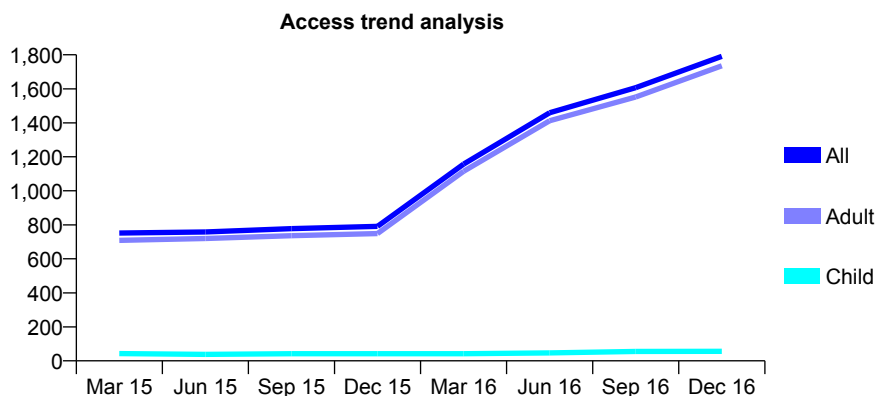
Q58 - Vital Signs At a Glance Contract Report for 825727/0002 - December 2016

Name or company name	MR R CHAUHAN
Contract type name	PDS Contract
Purpose of contract	General
Contract start date	01/11/2006
Contract end date	31/03/2018

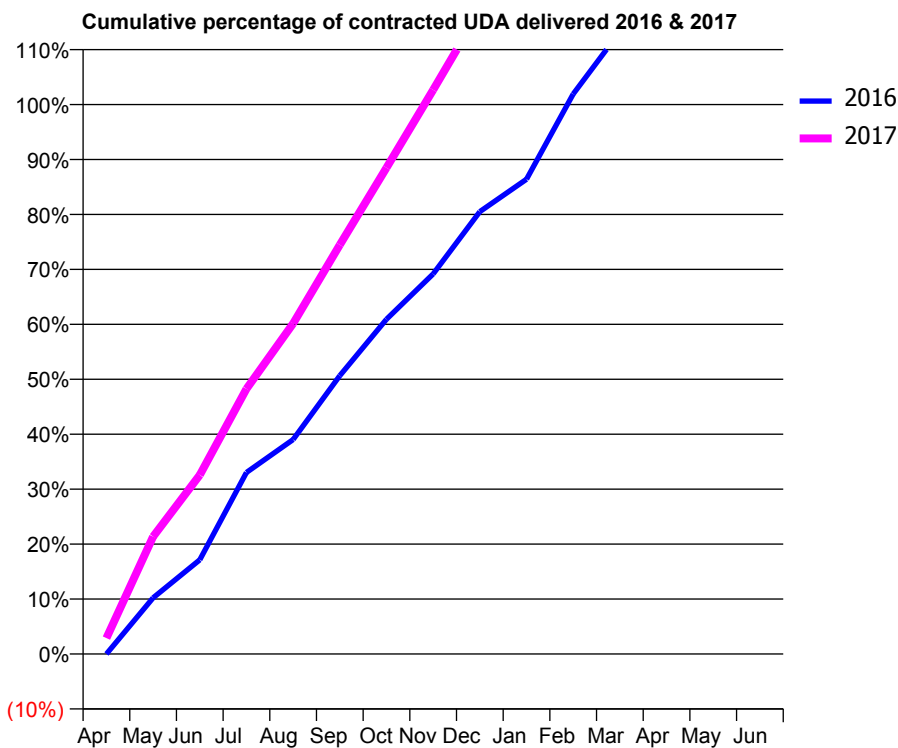
16/17 Contracted general activity (UDA)	3,831
Carry forward general activity (UDA)	0
16/17 Contracted orthodontic activity (UOA)	0
Carry forward orthodontic activity (UOA)	0
Baseline contract value	£335,866.82

ACCESS*

Patients seen in 24 months	Total	Change since previous quarter
Quarter ending December 2015	791	
Quarter ending March 2016	1,157	↑
Quarter ending June 2016	1,459	↑
Quarter ending September 2016	1,607	↑
Quarter ending December 2016	1,791	↑
Variance since December 2015	126.4%	↑



ACTIVITY



Month	Adjusted Scheduled Activity (UDA)	
	2016	2017
April	0	111
May	561	819
June	940	1,248
July	1,811	1,849
August	2,139	2,304
September	2,777	2,853
October	3,339	3,390
November	3,792	3,933
December	4,413	4,486
January	4,736	
February	5,585	
March	6,206	
April	6,393	
May	6,393	
June	6,393	

QUALITY

	Quantity	Base Number	Contract	AT	Region	England
% of FP17s for the same patient ID Re-attending within 3 months - Children	1	62	1.6%	11.4%	12.1%	12.4%
% of FP17s for the same patient ID Re-attending within 3 months - Adults	37	1,524	2.4%	14.8%	15.9%	16.6%
% of FP17s for the same patient ID Re-attending between 3 & 9 months - Children	0	62	0.0%	55.6%	58.6%	57.5%
% of FP17s for the same patient ID Re-attending between 3 & 9 months - Adults	19	1,524	1.2%	48.1%	51.5%	50.4%
% of FP17s for Band 1 Urgent Courses	0	1,523	0.0%	8.4%	8.0%	9.1%
% of FP17s Relating to Free Repair or Replacements	0	1,523	0.0%	0.7%	0.8%	0.8%
% of FP17s Relating to Continuations	2	1,523	0.1%	1.0%	1.2%	1.3%
% of Patients satisfied with the dentistry they have received	1	1	N/A	93.2%	92.8%	92.7%
% of Patients satisfied with the time they had to wait for an appointment	1	1	N/A	87.4%	89.2%	88.8%

* This is based on patients treated on this contract for their most recent course of treatment. Figures in italics indicate the base number of FP17s or Patient Questionnaire responses are less than 100. N/A is shown where the base number of responses is less than 10 during the period. % is calculated as Quantity/Base number*100

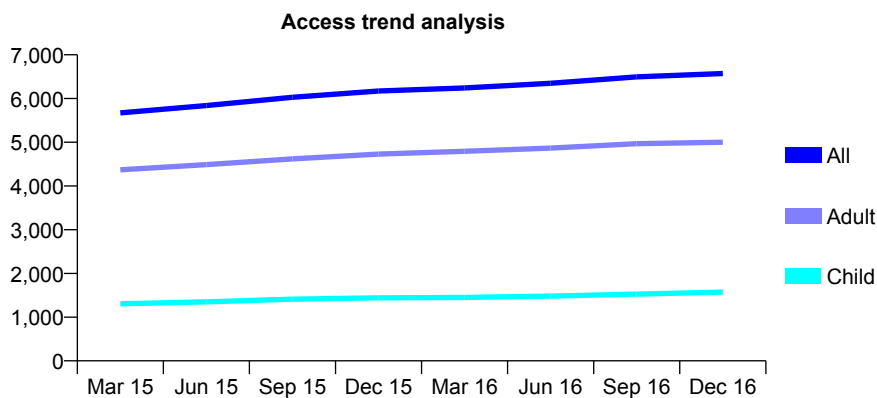
Q58 - Vital Signs At a Glance Contract Report for 826499/0001 - December 2016

Name or company name	MR CC DOWDESWELL
Contract type name	GDS Contract
Purpose of contract	General
Contract start date	01/04/2006
Contract end date	

16/17 Contracted general activity (UDA)	18,006
Carry forward general activity (UDA)	-52
16/17 Contracted orthodontic activity (UOA)	0
Carry forward orthodontic activity (UOA)	0
Baseline contract value	£464,341.56

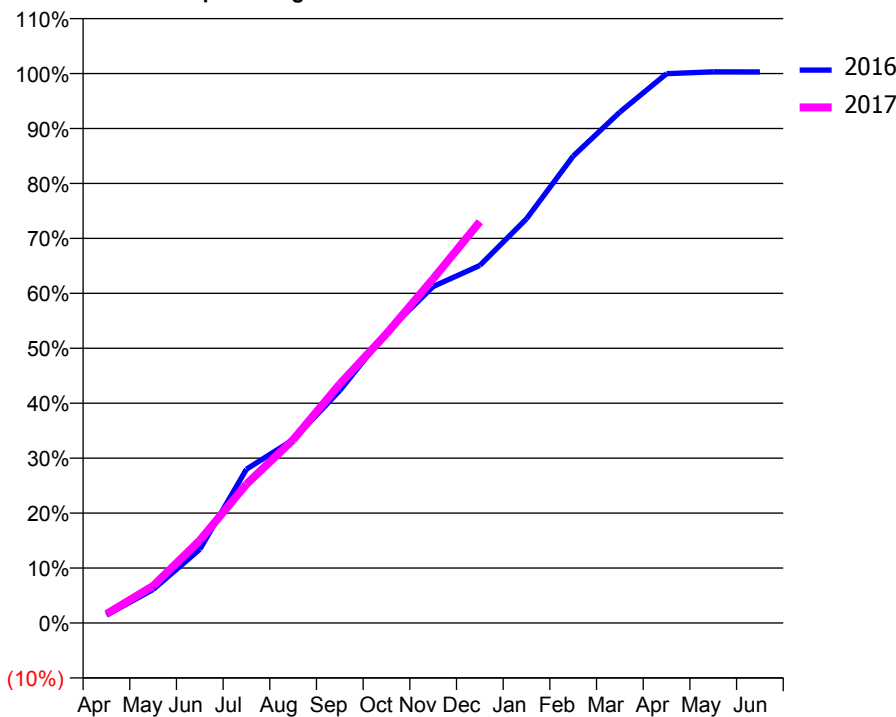
ACCESS*

Patients seen in 24 months	Total	Change since previous quarter
Quarter ending December 2015	6,171	
Quarter ending March 2016	6,243	→
Quarter ending June 2016	6,349	→
Quarter ending September 2016	6,494	↑
Quarter ending December 2016	6,572	→
Variance since December 2015	6.5%	↑



ACTIVITY

Cumulative percentage of contracted UDA delivered 2016 & 2017



Month	Adjusted Scheduled Activity (UDA)	
	2016	2017
April	258	294
May	1,099	1,215
June	2,412	2,708
July	5,042	4,552
August	6,004	6,004
September	7,617	7,834
October	9,523	9,478
November	11,025	11,278
December	11,715	13,151
January	13,248	
February	15,301	
March	16,742	
April	18,002	
May	18,062	
June	18,059	

QUALITY

	Quantity	Base Number	Contract	AT	Region	England
% of FP17s for the same patient ID Re-attending within 3 months - Children	28	1,271	2.2%	11.4%	12.1%	12.4%
% of FP17s for the same patient ID Re-attending within 3 months - Adults	229	3,971	5.8%	14.8%	15.9%	16.6%
% of FP17s for the same patient ID Re-attending between 3 & 9 months - Children	467	1,271	36.7%	55.6%	58.6%	57.5%
% of FP17s for the same patient ID Re-attending between 3 & 9 months - Adults	1,661	3,971	41.8%	48.1%	51.5%	50.4%
% of FP17s for Band 1 Urgent Courses	120	4,832	2.5%	8.4%	8.0%	9.1%
% of FP17s Relating to Free Repair or Replacements	15	4,832	0.3%	0.7%	0.8%	0.8%
% of FP17s Relating to Continuations	7	4,832	0.1%	1.0%	1.2%	1.3%
% of Patients satisfied with the dentistry they have received	8	9	N/A	93.2%	92.8%	92.7%
% of Patients satisfied with the time they had to wait for an appointment	8	9	N/A	87.4%	89.2%	88.8%

* This is based on patients treated on this contract for their most recent course of treatment. Figures in italics indicate the base number of FP17s or Patient Questionnaire responses are less than 100. N/A is shown where the base number of responses is less than 10 during the period. % is calculated as Quantity/Base number*100

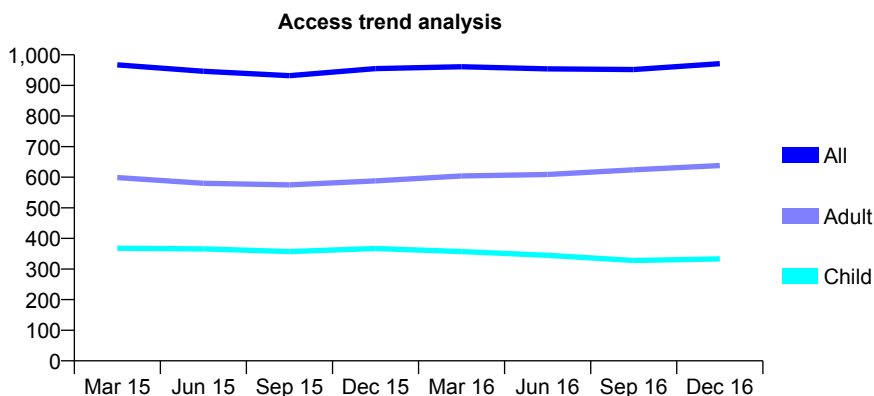
Q58 - Vital Signs At a Glance Contract Report for 829129/0001 - December 2016

Name or company name	MR SC MICHAELS
Contract type name	GDS Contract
Purpose of contract	General
Contract start date	01/04/2006
Contract end date	

16/17 Contracted general activity (UDA)	2,486
Carry forward general activity (UDA)	0
16/17 Contracted orthodontic activity (UOA)	0
Carry forward orthodontic activity (UOA)	0
Baseline contract value	£60,092.82

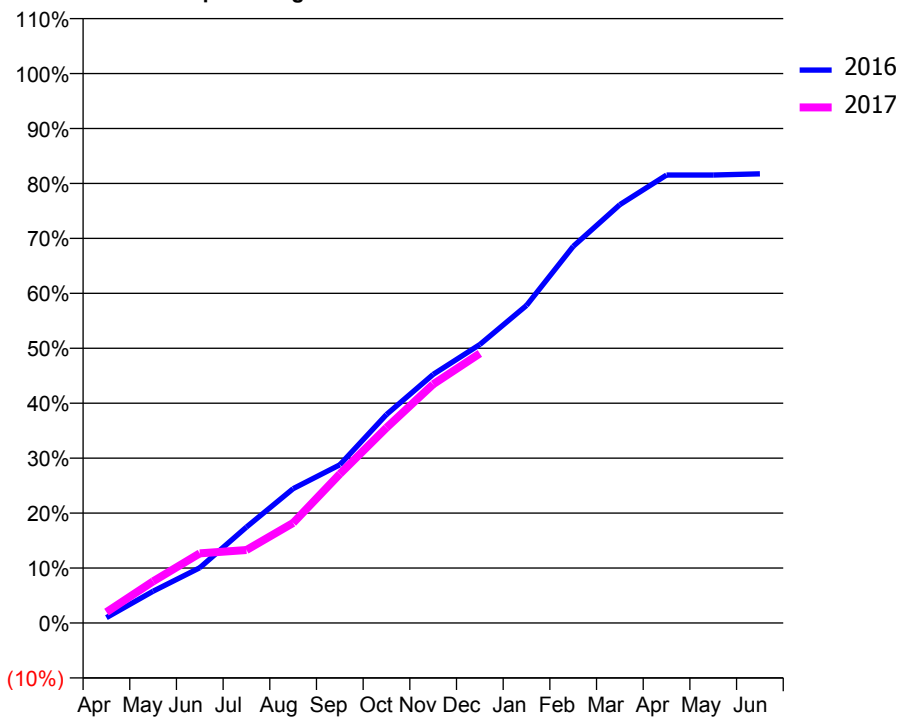
ACCESS*

Patients seen in 24 months	Total	Change since previous quarter
Quarter ending December 2015	955	
Quarter ending March 2016	961	→
Quarter ending June 2016	954	→
Quarter ending September 2016	952	→
Quarter ending December 2016	971	→
Variance since December 2015	1.7%	→



ACTIVITY

Cumulative percentage of contracted UDA delivered 2016 & 2017



Month	Adjusted Scheduled Activity (UDA)	
	2016	2017
April	24	49
May	144	188
June	250	315
July	434	330
August	608	453
September	716	674
October	943	884
November	1,125	1,080
December	1,260	1,220
January	1,437	
February	1,704	
March	1,893	
April	2,027	
May	2,027	
June	2,032	

QUALITY

	Quantity	Base Number	Contract	AT	Region	England
% of FP17s for the same patient ID Re-attending within 3 months - Children	8	372	2.2%	11.4%	12.1%	12.4%
% of FP17s for the same patient ID Re-attending within 3 months - Adults	42	620	6.8%	14.8%	15.9%	16.6%
% of FP17s for the same patient ID Re-attending between 3 & 9 months - Children	266	372	71.5%	55.6%	58.6%	57.5%
% of FP17s for the same patient ID Re-attending between 3 & 9 months - Adults	433	620	69.8%	48.1%	51.5%	50.4%
% of FP17s for Band 1 Urgent Courses	53	909	5.8%	8.4%	8.0%	9.1%
% of FP17s Relating to Free Repair or Replacements	3	909	0.3%	0.7%	0.8%	0.8%
% of FP17s Relating to Continuations	1	909	0.1%	1.0%	1.2%	1.3%
% of Patients satisfied with the dentistry they have received	2	2	N/A	93.2%	92.8%	92.7%
% of Patients satisfied with the time they had to wait for an appointment	2	2	N/A	87.4%	89.2%	88.8%

* This is based on patients treated on this contract for their most recent course of treatment. Figures in italics indicate the base number of FP17s or Patient Questionnaire responses are less than 100. N/A is shown where the base number of responses is less than 10 during the period. % is calculated as Quantity/Base number*100

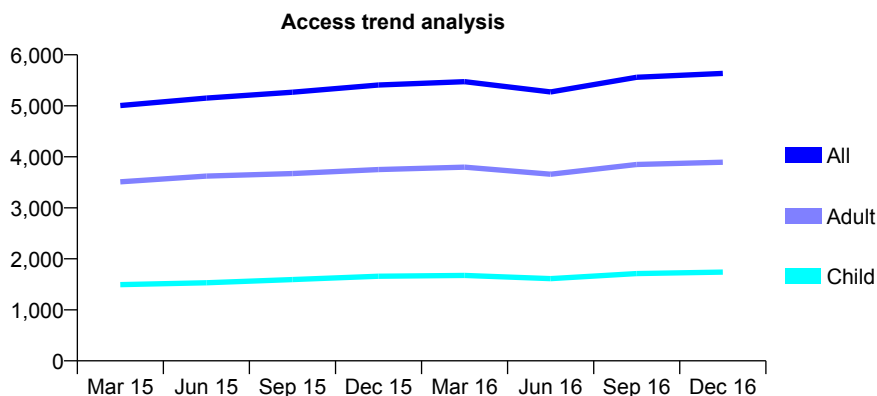
Q58 - Vital Signs At a Glance Contract Report for 835196/0001 - December 2016

Name or company name	MISS SR MUSTAFA
Contract type name	GDS Contract
Purpose of contract	General
Contract start date	01/04/2006
Contract end date	

16/17 Contracted general activity (UDA)	11,319
Carry forward general activity (UDA)	-226
16/17 Contracted orthodontic activity (UOA)	0
Carry forward orthodontic activity (UOA)	0
Baseline contract value	£310,901.83

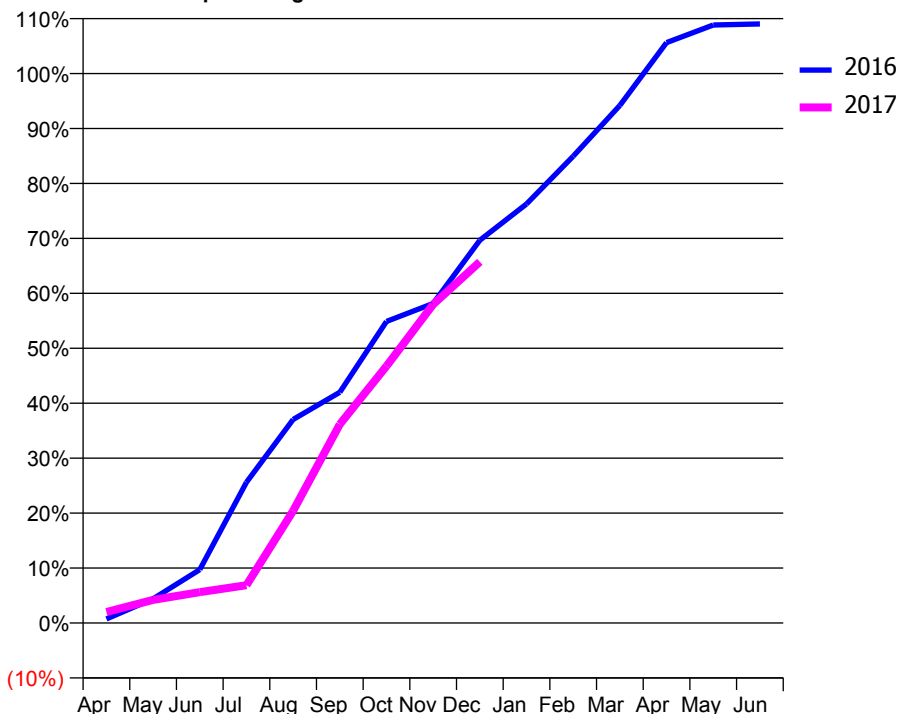
ACCESS*

Patients seen in 24 months	Total	Change since previous quarter
Quarter ending December 2015	5,409	
Quarter ending March 2016	5,472	→
Quarter ending June 2016	5,271	↓
Quarter ending September 2016	5,560	↑
Quarter ending December 2016	5,634	→
Variance since December 2015	4.2%	↑



ACTIVITY

Cumulative percentage of contracted UDA delivered 2016 & 2017



Month	Adjusted Scheduled Activity (UDA)	
	2016	2017
April	83	226
May	499	476
June	1,099	636
July	2,900	779
August	4,192	2,312
September	4,754	4,094
October	6,212	5,291
November	6,582	6,563
December	7,885	7,439
January	8,631	
February	9,614	
March	10,662	
April	11,954	
May	12,318	
June	12,339	

QUALITY

	Quantity	Base Number	Contract	AT	Region	England
% of FP17s for the same patient ID Re-attending within 3 months - Children	54	1,359	4.0%	11.4%	12.1%	12.4%
% of FP17s for the same patient ID Re-attending within 3 months - Adults	368	3,071	12.0%	14.8%	15.9%	16.6%
% of FP17s for the same patient ID Re-attending between 3 & 9 months - Children	517	1,359	38.0%	55.6%	58.6%	57.5%
% of FP17s for the same patient ID Re-attending between 3 & 9 months - Adults	1,107	3,071	36.0%	48.1%	51.5%	50.4%
% of FP17s for Band 1 Urgent Courses	362	3,609	10.0%	8.4%	8.0%	9.1%
% of FP17s Relating to Free Repair or Replacements	11	3,609	0.3%	0.7%	0.8%	0.8%
% of FP17s Relating to Continuations	5	3,609	0.1%	1.0%	1.2%	1.3%
% of Patients satisfied with the dentistry they have received	7	7	N/A	93.2%	92.8%	92.7%
% of Patients satisfied with the time they had to wait for an appointment	6	7	N/A	87.4%	89.2%	88.8%

* This is based on patients treated on this contract for their most recent course of treatment. Figures in italics indicate the base number of FP17s or Patient Questionnaire responses are less than 100. N/A is shown where the base number of responses is less than 10 during the period. % is calculated as Quantity/Base number*100

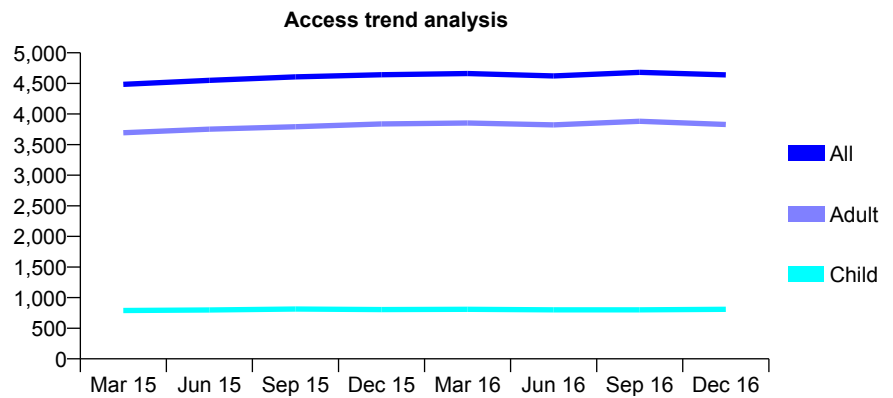
Q58 - Vital Signs At a Glance Contract Report for 836346/0001 - December 2016

Name or company name	MR A BADIANI
Contract type name	GDS Contract
Purpose of contract	General
Contract start date	01/04/2006
Contract end date	

16/17 Contracted general activity (UDA)	10,000
Carry forward general activity (UDA)	72
16/17 Contracted orthodontic activity (UOA)	0
Carry forward orthodontic activity (UOA)	0
Baseline contract value	£227,608.07

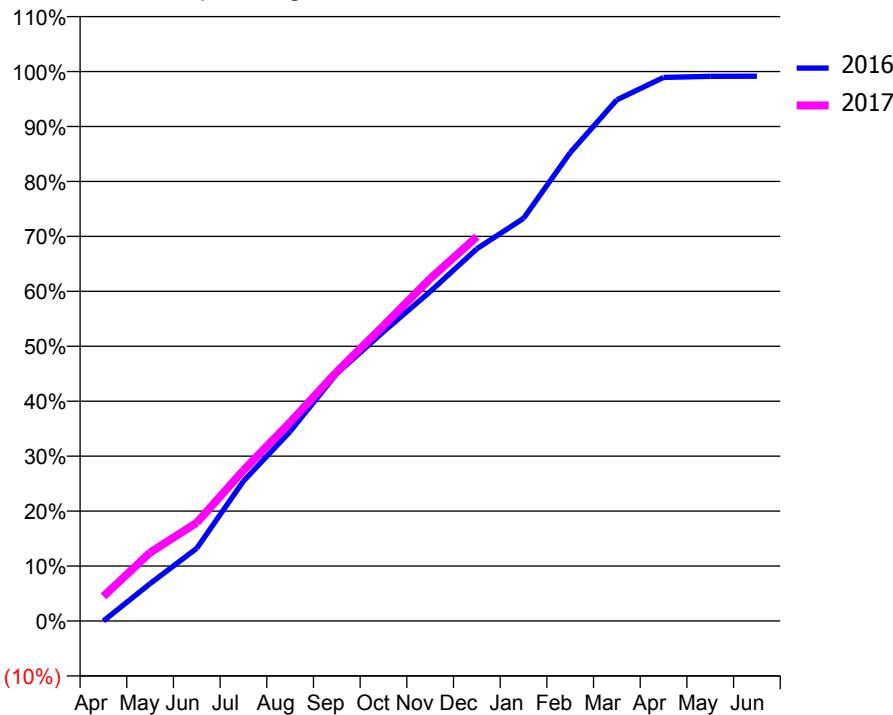
ACCESS*

Patients seen in 24 months	Total	Change since previous quarter
Quarter ending December 2015	4,641	
Quarter ending March 2016	4,662	→
Quarter ending June 2016	4,623	→
Quarter ending September 2016	4,681	→
Quarter ending December 2016	4,639	→
Variance since December 2015	(0.0%)	→



ACTIVITY

Cumulative percentage of contracted UDA delivered 2016 & 2017



Month	Adjusted Scheduled Activity (UDA)	
	2016	2017
April	0	447
May	579	1,245
June	1,125	1,790
July	2,166	2,742
August	2,933	3,616
September	3,829	4,537
October	4,476	5,374
November	5,095	6,230
December	5,757	6,992
January	6,229	
February	7,246	
March	8,063	
April	8,409	
May	8,425	
June	8,427	

QUALITY

	Quantity	Base Number	Contract	AT	Region	England
% of FP17s for the same patient ID Re-attending within 3 months - Children	27	813	3.3%	11.4%	12.1%	12.4%
% of FP17s for the same patient ID Re-attending within 3 months - Adults	505	3,777	13.4%	14.8%	15.9%	16.6%
% of FP17s for the same patient ID Re-attending between 3 & 9 months - Children	411	813	50.6%	55.6%	58.6%	57.5%
% of FP17s for the same patient ID Re-attending between 3 & 9 months - Adults	1,669	3,777	44.2%	48.1%	51.5%	50.4%
% of FP17s for Band 1 Urgent Courses	593	4,388	13.5%	8.4%	8.0%	9.1%
% of FP17s Relating to Free Repair or Replacements	15	4,388	0.3%	0.7%	0.8%	0.8%
% of FP17s Relating to Continuations	5	4,388	0.1%	1.0%	1.2%	1.3%
% of Patients satisfied with the dentistry they have received	4	4	N/A	93.2%	92.8%	92.7%
% of Patients satisfied with the time they had to wait for an appointment	4	4	N/A	87.4%	89.2%	88.8%

* This is based on patients treated on this contract for their most recent course of treatment. Figures in italics indicate the base number of FP17s or Patient Questionnaire responses are less than 100. N/A is shown where the base number of responses is less than 10 during the period. % is calculated as Quantity/Base number*100

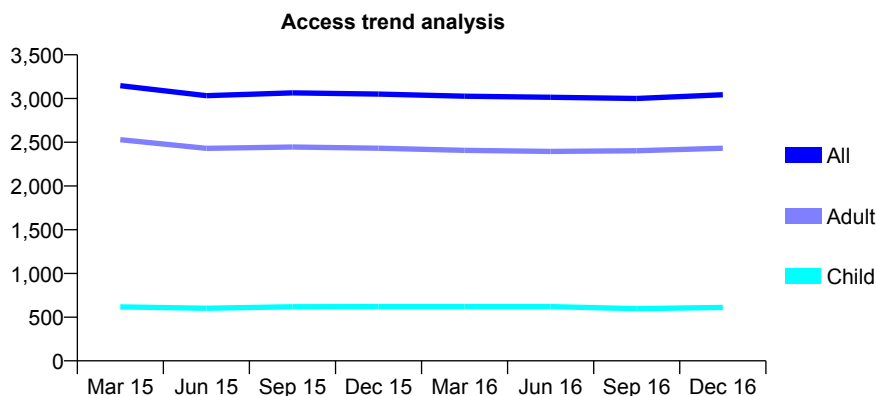
Q58 - Vital Signs At a Glance Contract Report for 846635/0002 - December 2016

Name or company name	MR D GHAMARI SAIR
Contract type name	GDS Contract
Purpose of contract	General
Contract start date	01/08/2011
Contract end date	

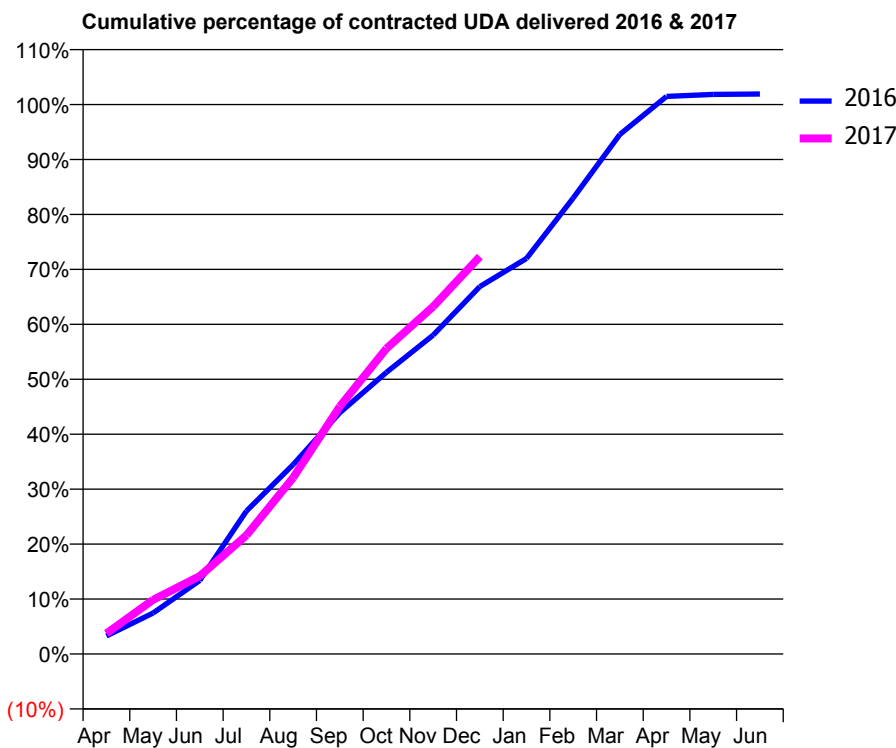
16/17 Contracted general activity (UDA)	8,217
Carry forward general activity (UDA)	-156
16/17 Contracted orthodontic activity (UOA)	0
Carry forward orthodontic activity (UOA)	0
Baseline contract value	£262,095.66

ACCESS*

Patients seen in 24 months	Total	Change since previous quarter
Quarter ending December 2015	3,051	
Quarter ending March 2016	3,027	→
Quarter ending June 2016	3,015	→
Quarter ending September 2016	3,000	→
Quarter ending December 2016	3,043	→
Variance since December 2015	(0.3%)	→



ACTIVITY



Month	Adjusted Scheduled Activity (UDA)	
	2016	2017
April	270	307
May	612	811
June	1,100	1,166
July	2,138	1,776
August	2,833	2,637
September	3,609	3,702
October	4,212	4,569
November	4,768	5,196
December	5,495	5,942
January	5,915	
February	6,819	
March	7,770	
April	8,338	
May	8,367	
June	8,373	

QUALITY

	Quantity	Base Number	Contract	AT	Region	England
% of FP17s for the same patient ID Re-attending within 3 months - Children	67	627	10.7%	11.4%	12.1%	12.4%
% of FP17s for the same patient ID Re-attending within 3 months - Adults	373	2,342	15.9%	14.8%	15.9%	16.6%
% of FP17s for the same patient ID Re-attending between 3 & 9 months - Children	325	627	51.8%	55.6%	58.6%	57.5%
% of FP17s for the same patient ID Re-attending between 3 & 9 months - Adults	1,002	2,342	42.8%	48.1%	51.5%	50.4%
% of FP17s for Band 1 Urgent Courses	382	2,794	13.7%	8.4%	8.0%	9.1%
% of FP17s Relating to Free Repair or Replacements	4	2,794	0.1%	0.7%	0.8%	0.8%
% of FP17s Relating to Continuations	14	2,794	0.5%	1.0%	1.2%	1.3%
% of Patients satisfied with the dentistry they have received	0	0	N/A	93.2%	92.8%	92.7%
% of Patients satisfied with the time they had to wait for an appointment	0	0	N/A	87.4%	89.2%	88.8%

* This is based on patients treated on this contract for their most recent course of treatment. Figures in italics indicate the base number of FP17s or Patient Questionnaire responses are less than 100. N/A is shown where the base number of responses is less than 10 during the period. % is calculated as Quantity/Base number*100

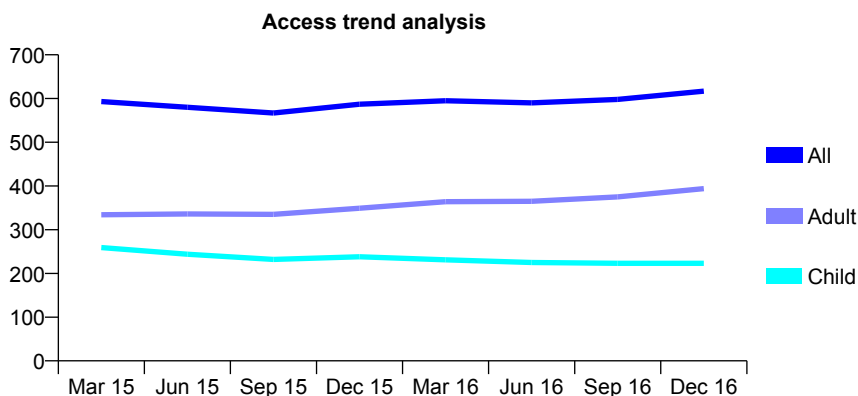
Q58 - Vital Signs At a Glance Contract Report for 852872/0001 - December 2016

Name or company name	MR RK VARMA
Contract type name	GDS Contract
Purpose of contract	General
Contract start date	01/04/2006
Contract end date	

16/17 Contracted general activity (UDA)	1,916
Carry forward general activity (UDA)	0
16/17 Contracted orthodontic activity (UOA)	0
Carry forward orthodontic activity (UOA)	0
Baseline contract value	£44,245.36

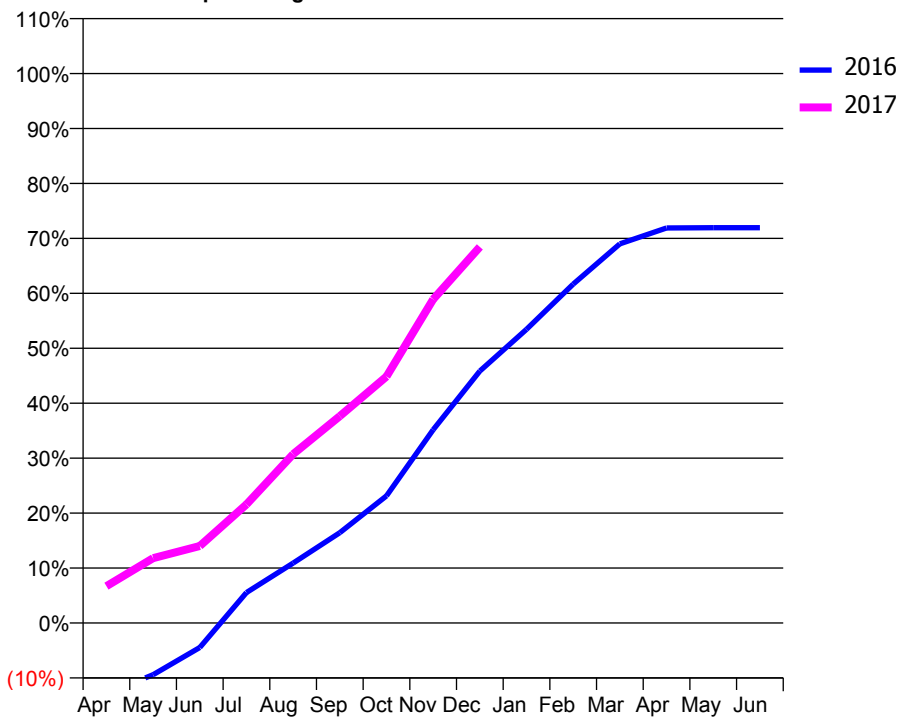
ACCESS*

Patients seen in 24 months	Total	Change since previous quarter
Quarter ending December 2015	587	
Quarter ending March 2016	595	→
Quarter ending June 2016	590	→
Quarter ending September 2016	598	→
Quarter ending December 2016	617	↑
Variance since December 2015	5.1%	↑



ACTIVITY

Cumulative percentage of contracted UDA delivered 2016 & 2017



Month	Adjusted Scheduled Activity (UDA)	
	2016	2017
April	-247	128
May	-181	226
June	-86	268
July	106	414
August	209	589
September	315	722
October	443	859
November	674	1,129
December	878	1,311
January	1,024	
February	1,182	
March	1,322	
April	1,377	
May	1,378	
June	1,378	

QUALITY

	Quantity	Base Number	Contract	AT	Region	England
% of FP17s for the same patient ID Re-attending within 3 months - Children	23	329	7.0%	11.4%	12.1%	12.4%
% of FP17s for the same patient ID Re-attending within 3 months - Adults	34	441	7.7%	14.8%	15.9%	16.6%
% of FP17s for the same patient ID Re-attending between 3 & 9 months - Children	222	329	67.5%	55.6%	58.6%	57.5%
% of FP17s for the same patient ID Re-attending between 3 & 9 months - Adults	272	441	61.7%	48.1%	51.5%	50.4%
% of FP17s for Band 1 Urgent Courses	26	726	3.6%	8.4%	8.0%	9.1%
% of FP17s Relating to Free Repair or Replacements	2	726	0.3%	0.7%	0.8%	0.8%
% of FP17s Relating to Continuations	0	726	0.0%	1.0%	1.2%	1.3%
% of Patients satisfied with the dentistry they have received	1	1	N/A	93.2%	92.8%	92.7%
% of Patients satisfied with the time they had to wait for an appointment	1	1	N/A	87.4%	89.2%	88.8%

* This is based on patients treated on this contract for their most recent course of treatment. Figures in italics indicate the base number of FP17s or Patient Questionnaire responses are less than 100. N/A is shown where the base number of responses is less than 10 during the period. % is calculated as Quantity/Base number*100

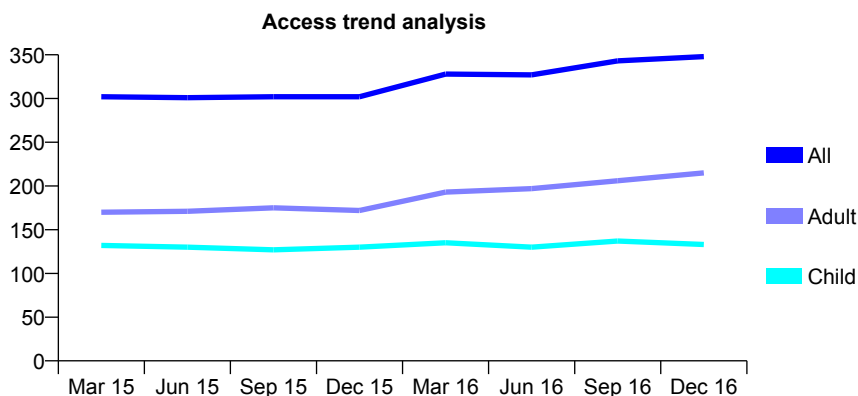
Q58 - Vital Signs At a Glance Contract Report for 854336/0001 - December 2016

Name or company name	MRS N WATERFALL
Contract type name	GDS Contract
Purpose of contract	General
Contract start date	01/06/2012
Contract end date	

16/17 Contracted general activity (UDA)	936
Carry forward general activity (UDA)	0
16/17 Contracted orthodontic activity (UOA)	0
Carry forward orthodontic activity (UOA)	0
Baseline contract value	£24,915.57

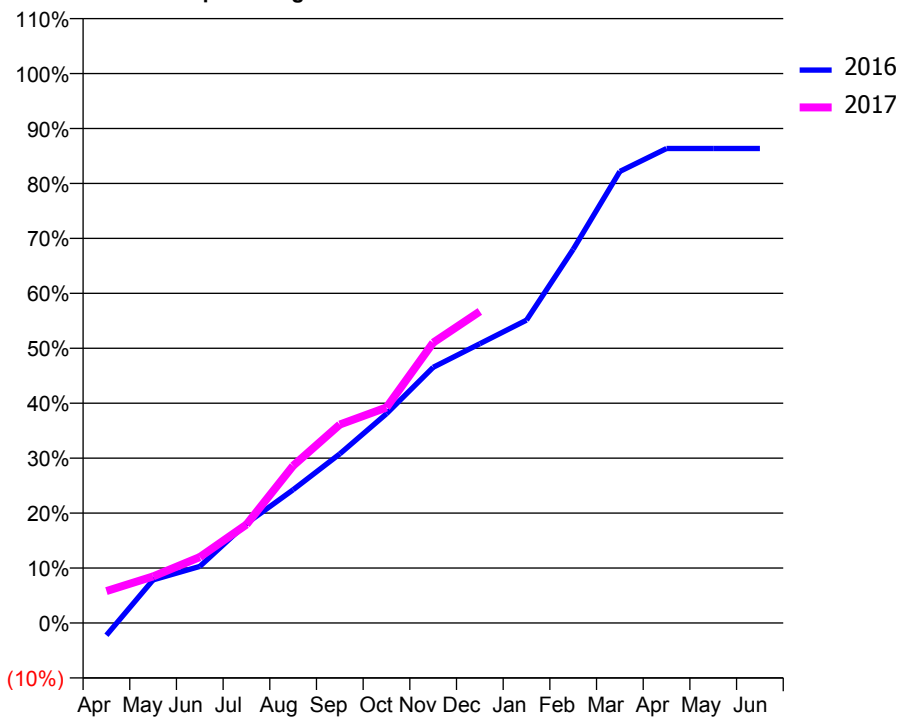
ACCESS*

Patients seen in 24 months	Total	Change since previous quarter
Quarter ending December 2015	302	
Quarter ending March 2016	328	↑
Quarter ending June 2016	327	→
Quarter ending September 2016	343	↑
Quarter ending December 2016	348	→
Variance since December 2015	15.2%	↑



ACTIVITY

Cumulative percentage of contracted UDA delivered 2016 & 2017



Adjusted Scheduled Activity (UDA)

Month	2016	2017
April	-21	54
May	73	79
June	96	112
July	170	168
August	227	268
September	288	338
October	356	367
November	436	478
December	476	531
January	516	
February	637	
March	769	
April	808	
May	808	
June	808	

QUALITY

	Quantity	Base Number	Contract	AT	Region	England
% of FP17s for the same patient ID Re-attending within 3 months - Children	6	142	4.2%	11.4%	12.1%	12.4%
% of FP17s for the same patient ID Re-attending within 3 months - Adults	15	189	7.9%	14.8%	15.9%	16.6%
% of FP17s for the same patient ID Re-attending between 3 & 9 months - Children	98	142	69.0%	55.6%	58.6%	57.5%
% of FP17s for the same patient ID Re-attending between 3 & 9 months - Adults	90	189	47.6%	48.1%	51.5%	50.4%
% of FP17s for Band 1 Urgent Courses	9	310	2.9%	8.4%	8.0%	9.1%
% of FP17s Relating to Free Repair or Replacements	4	310	1.3%	0.7%	0.8%	0.8%
% of FP17s Relating to Continuations	0	310	0.0%	1.0%	1.2%	1.3%
% of Patients satisfied with the dentistry they have received	0	0	N/A	93.2%	92.8%	92.7%
% of Patients satisfied with the time they had to wait for an appointment	0	0	N/A	87.4%	89.2%	88.8%

* This is based on patients treated on this contract for their most recent course of treatment. Figures in italics indicate the base number of FP17s or Patient Questionnaire responses are less than 100. N/A is shown where the base number of responses is less than 10 during the period. % is calculated as Quantity/Base number*100

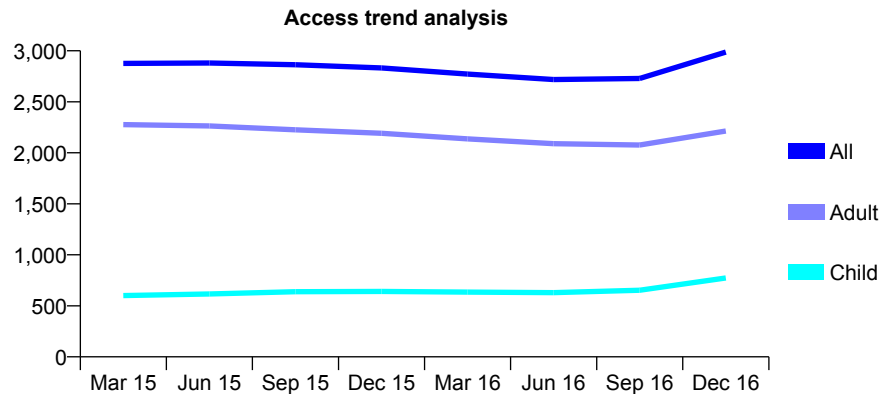
Q58 - Vital Signs At a Glance Contract Report for 856177/0001 - December 2016

Name or company name	MR PK BANERJEE
Contract type name	GDS Contract
Purpose of contract	General
Contract start date	01/06/2012
Contract end date	

16/17 Contracted general activity (UDA)	8,446
Carry forward general activity (UDA)	108
16/17 Contracted orthodontic activity (UOA)	0
Carry forward orthodontic activity (UOA)	0
Baseline contract value	£177,096.55

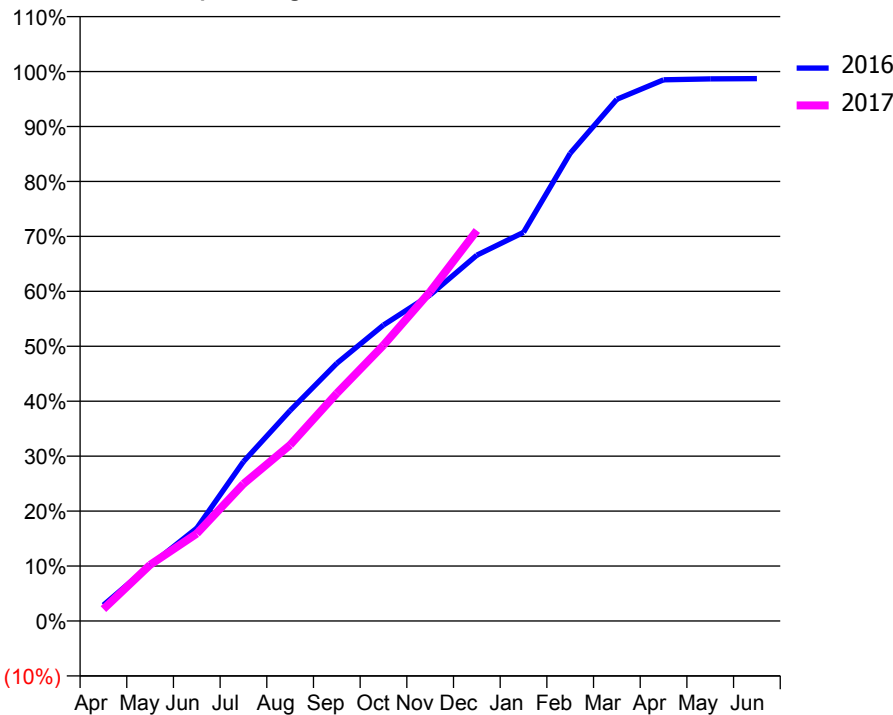
ACCESS*

Patients seen in 24 months	Total	Change since previous quarter
Quarter ending December 2015	2,832	
Quarter ending March 2016	2,772	↓
Quarter ending June 2016	2,718	↓
Quarter ending September 2016	2,729	→
Quarter ending December 2016	2,987	↑
Variance since December 2015	5.5%	↑



ACTIVITY

Cumulative percentage of contracted UDA delivered 2016 & 2017



Month	Adjusted Scheduled Activity (UDA)	
	2016	2017
April	245	184
May	858	863
June	1,428	1,344
July	2,450	2,108
August	3,235	2,706
September	3,960	3,500
October	4,549	4,240
November	5,013	5,064
December	5,624	6,002
January	5,973	
February	7,189	
March	8,020	
April	8,317	
May	8,332	
June	8,337	

QUALITY

	Quantity	Base Number	Contract	AT	Region	England
% of FP17s for the same patient ID Re-attending within 3 months - Children	50	730	6.8%	11.4%	12.1%	12.4%
% of FP17s for the same patient ID Re-attending within 3 months - Adults	379	2,245	16.9%	14.8%	15.9%	16.6%
% of FP17s for the same patient ID Re-attending between 3 & 9 months - Children	180	730	24.7%	55.6%	58.6%	57.5%
% of FP17s for the same patient ID Re-attending between 3 & 9 months - Adults	577	2,245	25.7%	48.1%	51.5%	50.4%
% of FP17s for Band 1 Urgent Courses	306	2,841	10.8%	8.4%	8.0%	9.1%
% of FP17s Relating to Free Repair or Replacements	67	2,841	2.4%	0.7%	0.8%	0.8%
% of FP17s Relating to Continuations	54	2,841	1.9%	1.0%	1.2%	1.3%
% of Patients satisfied with the dentistry they have received	3	3	N/A	93.2%	92.8%	92.7%
% of Patients satisfied with the time they had to wait for an appointment	3	3	N/A	87.4%	89.2%	88.8%

* This is based on patients treated on this contract for their most recent course of treatment. Figures in italics indicate the base number of FP17s or Patient Questionnaire responses are less than 100. N/A is shown where the base number of responses is less than 10 during the period. % is calculated as Quantity/Base number*100

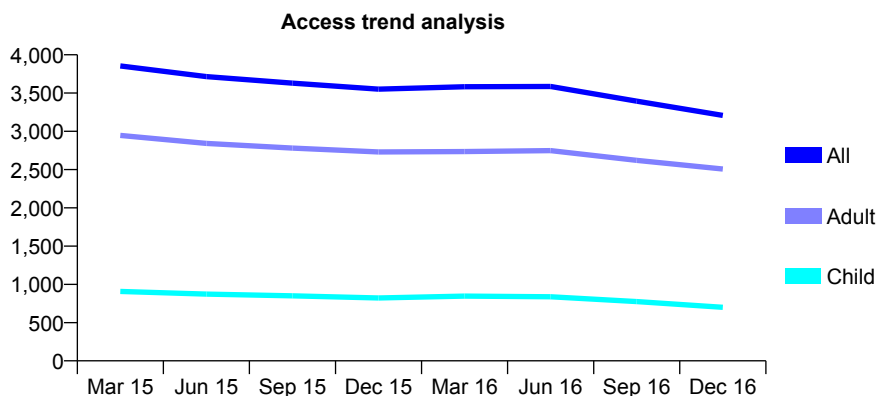
Q58 - Vital Signs At a Glance Contract Report for 856177/0002 - December 2016

Name or company name	MR PK BANERJEE
Contract type name	GDS Contract
Purpose of contract	General
Contract start date	01/06/2012
Contract end date	

16/17 Contracted general activity (UDA)	10,003
Carry forward general activity (UDA)	143
16/17 Contracted orthodontic activity (UOA)	0
Carry forward orthodontic activity (UOA)	0
Baseline contract value	£217,477.81

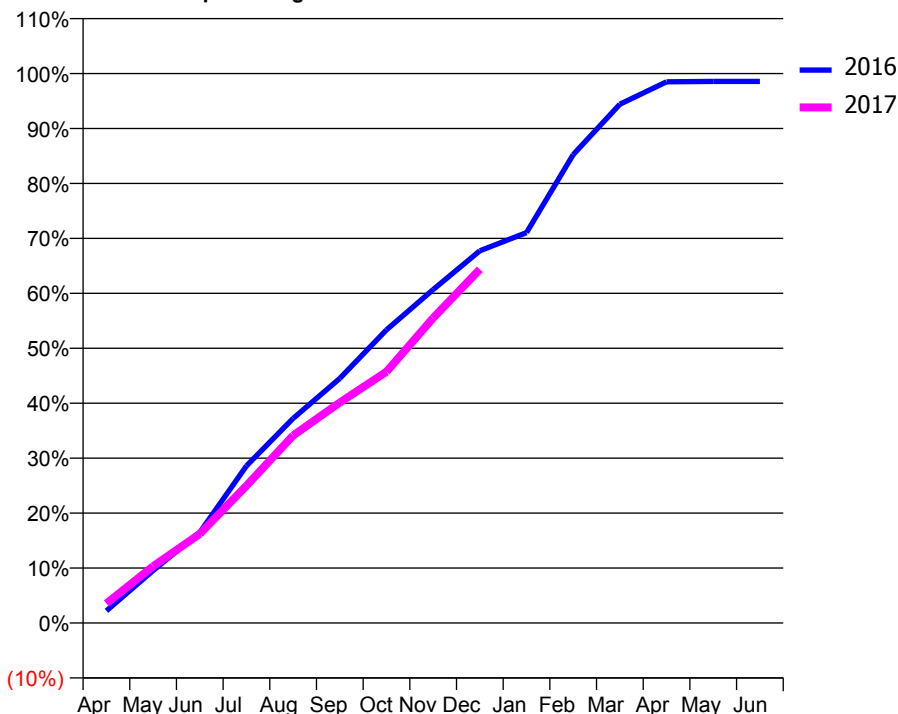
ACCESS*

Patients seen in 24 months	Total	Change since previous quarter
Quarter ending December 2015	3,551	
Quarter ending March 2016	3,582	→
Quarter ending June 2016	3,586	→
Quarter ending September 2016	3,395	↓
Quarter ending December 2016	3,207	↓
Variance since December 2015	(9.7%)	↓



ACTIVITY

Cumulative percentage of contracted UDA delivered 2016 & 2017



Month	Adjusted Scheduled Activity (UDA)	
	2016	2017
April	223	355
May	955	1,033
June	1,650	1,623
July	2,862	2,499
August	3,725	3,415
September	4,454	4,014
October	5,337	4,574
November	6,071	5,554
December	6,776	6,438
January	7,106	
February	8,527	
March	9,444	
April	9,852	
May	9,860	
June	9,860	

QUALITY

	Quantity	Base Number	Contract	AT	Region	England
% of FP17s for the same patient ID Re-attending within 3 months - Children	39	695	5.6%	11.4%	12.1%	12.4%
% of FP17s for the same patient ID Re-attending within 3 months - Adults	441	2,564	17.2%	14.8%	15.9%	16.6%
% of FP17s for the same patient ID Re-attending between 3 & 9 months - Children	289	695	41.6%	55.6%	58.6%	57.5%
% of FP17s for the same patient ID Re-attending between 3 & 9 months - Adults	830	2,564	32.4%	48.1%	51.5%	50.4%
% of FP17s for Band 1 Urgent Courses	355	3,054	11.6%	8.4%	8.0%	9.1%
% of FP17s Relating to Free Repair or Replacements	37	3,054	1.2%	0.7%	0.8%	0.8%
% of FP17s Relating to Continuations	73	3,054	2.4%	1.0%	1.2%	1.3%
% of Patients satisfied with the dentistry they have received	1	1	N/A	93.2%	92.8%	92.7%
% of Patients satisfied with the time they had to wait for an appointment	1	1	N/A	87.4%	89.2%	88.8%

* This is based on patients treated on this contract for their most recent course of treatment. Figures in italics indicate the base number of FP17s or Patient Questionnaire responses are less than 100. N/A is shown where the base number of responses is less than 10 during the period. % is calculated as Quantity/Base number*100

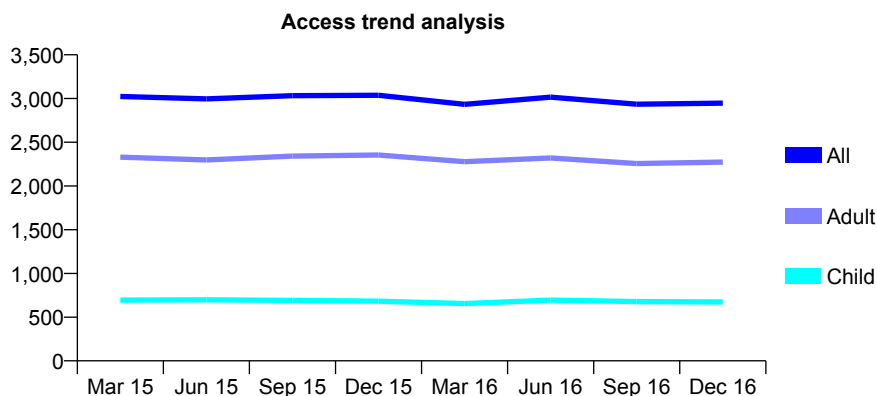
Q58 - Vital Signs At a Glance Contract Report for 857661/0001 - December 2016

Name or company name	MR L GRANHED
Contract type name	GDS Contract
Purpose of contract	General
Contract start date	01/04/2006
Contract end date	

16/17 Contracted general activity (UDA)	6,164
Carry forward general activity (UDA)	25
16/17 Contracted orthodontic activity (UOA)	0
Carry forward orthodontic activity (UOA)	0
Baseline contract value	£154,780.78

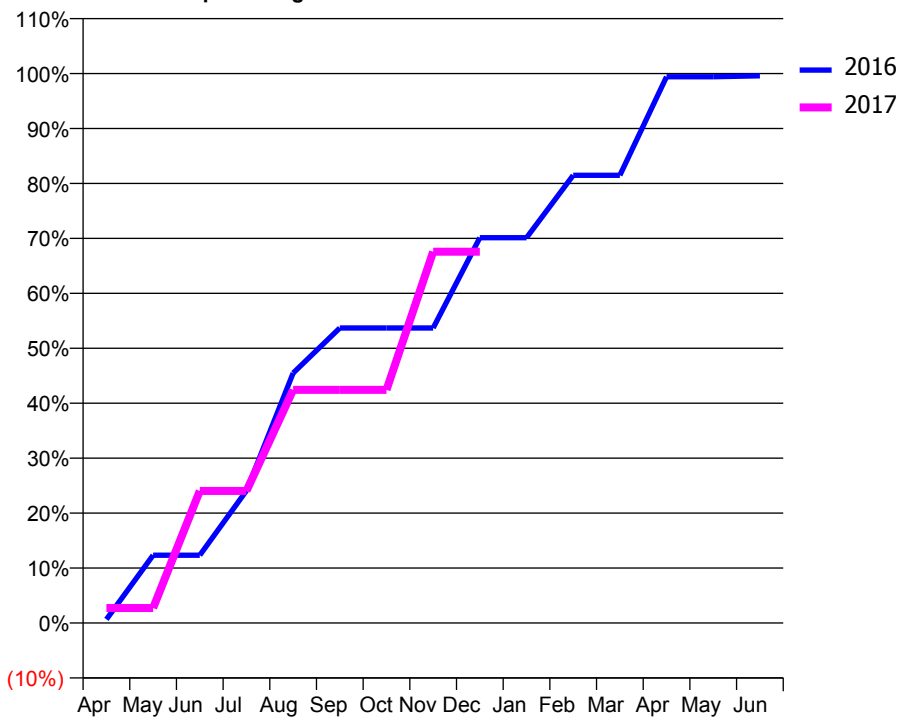
ACCESS*

Patients seen in 24 months	Total	Change since previous quarter
Quarter ending December 2015	3,037	
Quarter ending March 2016	2,933	↓
Quarter ending June 2016	3,016	↑
Quarter ending September 2016	2,935	↓
Quarter ending December 2016	2,947	→
Variance since December 2015	(3.0%)	↓



ACTIVITY

Cumulative percentage of contracted UDA delivered 2016 & 2017



Month	Adjusted Scheduled Activity (UDA)	
	2016	2017
April	41	168
May	760	168
June	760	1,482
July	1,485	1,482
August	2,804	2,615
September	3,310	2,615
October	3,310	2,615
November	3,310	4,164
December	4,323	4,164
January	4,323	
February	5,022	
March	5,022	
April	6,128	
May	6,128	
June	6,138	

QUALITY

	Quantity	Base Number	Contract	AT	Region	England
% of FP17s for the same patient ID Re-attending within 3 months - Children	46	794	5.8%	11.4%	12.1%	12.4%
% of FP17s for the same patient ID Re-attending within 3 months - Adults	172	2,310	7.4%	14.8%	15.9%	16.6%
% of FP17s for the same patient ID Re-attending between 3 & 9 months - Children	480	794	60.5%	55.6%	58.6%	57.5%
% of FP17s for the same patient ID Re-attending between 3 & 9 months - Adults	1,130	2,310	48.9%	48.1%	51.5%	50.4%
% of FP17s for Band 1 Urgent Courses	122	2,452	5.0%	8.4%	8.0%	9.1%
% of FP17s Relating to Free Repair or Replacements	5	2,452	0.2%	0.7%	0.8%	0.8%
% of FP17s Relating to Continuations	5	2,452	0.2%	1.0%	1.2%	1.3%
% of Patients satisfied with the dentistry they have received	0	0	N/A	93.2%	92.8%	92.7%
% of Patients satisfied with the time they had to wait for an appointment	0	0	N/A	87.4%	89.2%	88.8%

* This is based on patients treated on this contract for their most recent course of treatment. Figures in italics indicate the base number of FP17s or Patient Questionnaire responses are less than 100. N/A is shown where the base number of responses is less than 10 during the period. % is calculated as Quantity/Base number*100

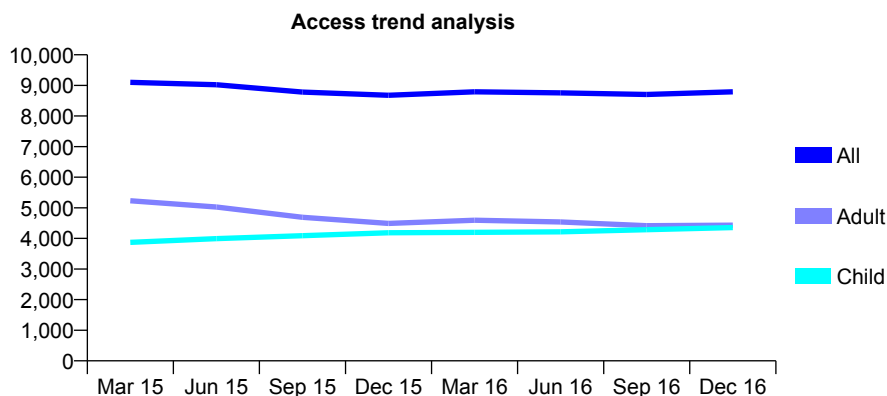
Q58 - Vital Signs At a Glance Contract Report for 859559/0001 - December 2016

Name or company name	MR S NASEEM
Contract type name	GDS Contract
Purpose of contract	General
Contract start date	01/04/2006
Contract end date	

16/17 Contracted general activity (UDA)	18,579
Carry forward general activity (UDA)	-157
16/17 Contracted orthodontic activity (UOA)	0
Carry forward orthodontic activity (UOA)	0
Baseline contract value	£500,952.77

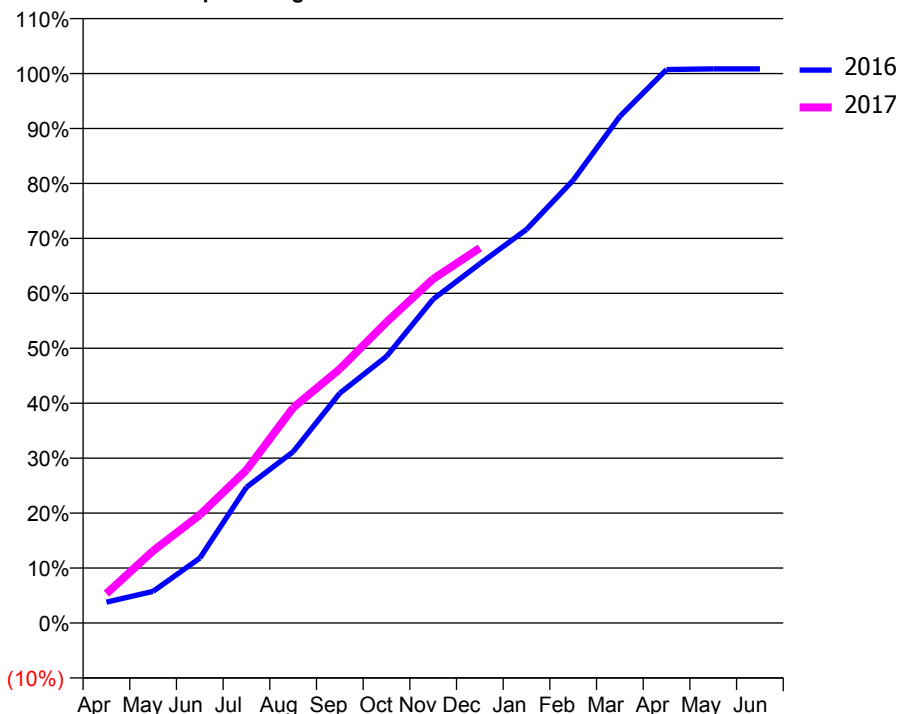
ACCESS*

Patients seen in 24 months	Total	Change since previous quarter
Quarter ending December 2015	8,676	
Quarter ending March 2016	8,793	→
Quarter ending June 2016	8,755	→
Quarter ending September 2016	8,705	→
Quarter ending December 2016	8,789	→
Variance since December 2015	1.3%	→



ACTIVITY

Cumulative percentage of contracted UDA delivered 2016 & 2017



Month	Adjusted Scheduled Activity (UDA)	
	2016	2017
April	707	993
May	1,072	2,443
June	2,192	3,652
July	4,593	5,175
August	5,791	7,279
September	7,770	8,592
October	9,013	10,175
November	10,947	11,636
December	12,147	12,679
January	13,309	
February	14,970	
March	17,132	
April	18,714	
May	18,734	
June	18,736	

QUALITY

	Quantity	Base Number	Contract	AT	Region	England
% of FP17s for the same patient ID Re-attending within 3 months - Children	330	4,847	6.8%	11.4%	12.1%	12.4%
% of FP17s for the same patient ID Re-attending within 3 months - Adults	507	3,070	16.5%	14.8%	15.9%	16.6%
% of FP17s for the same patient ID Re-attending between 3 & 9 months - Children	2,641	4,847	54.5%	55.6%	58.6%	57.5%
% of FP17s for the same patient ID Re-attending between 3 & 9 months - Adults	1,039	3,070	33.8%	48.1%	51.5%	50.4%
% of FP17s for Band 1 Urgent Courses	802	7,115	11.3%	8.4%	8.0%	9.1%
% of FP17s Relating to Free Repair or Replacements	7	7,115	0.1%	0.7%	0.8%	0.8%
% of FP17s Relating to Continuations	2	7,115	0.0%	1.0%	1.2%	1.3%
% of Patients satisfied with the dentistry they have received	10	11	90.9%	93.2%	92.8%	92.7%
% of Patients satisfied with the time they had to wait for an appointment	7	11	63.6%	87.4%	89.2%	88.8%

* This is based on patients treated on this contract for their most recent course of treatment. Figures in italics indicate the base number of FP17s or Patient Questionnaire responses are less than 100. N/A is shown where the base number of responses is less than 10 during the period. % is calculated as Quantity/Base number*100

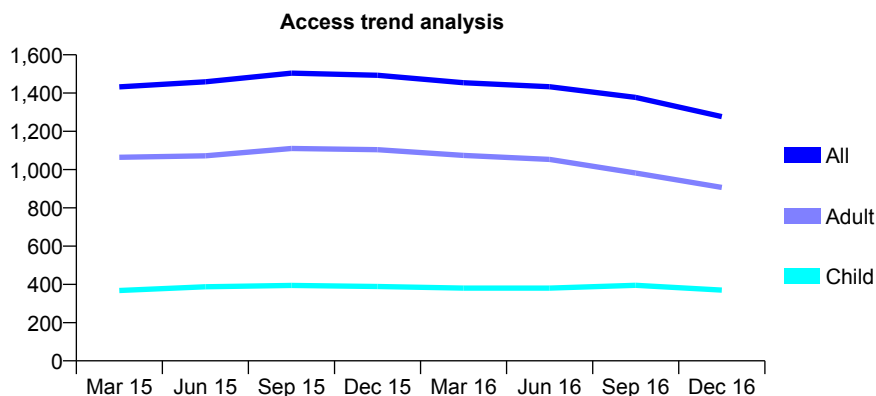
Q58 - Vital Signs At a Glance Contract Report for 860328/0001 - December 2016

Name or company name	MR A VORA
Contract type name	GDS Contract
Purpose of contract	General
Contract start date	08/09/2011
Contract end date	

16/17 Contracted general activity (UDA)	3,330
Carry forward general activity (UDA)	-50
16/17 Contracted orthodontic activity (UOA)	0
Carry forward orthodontic activity (UOA)	0
Baseline contract value	£95,112.23

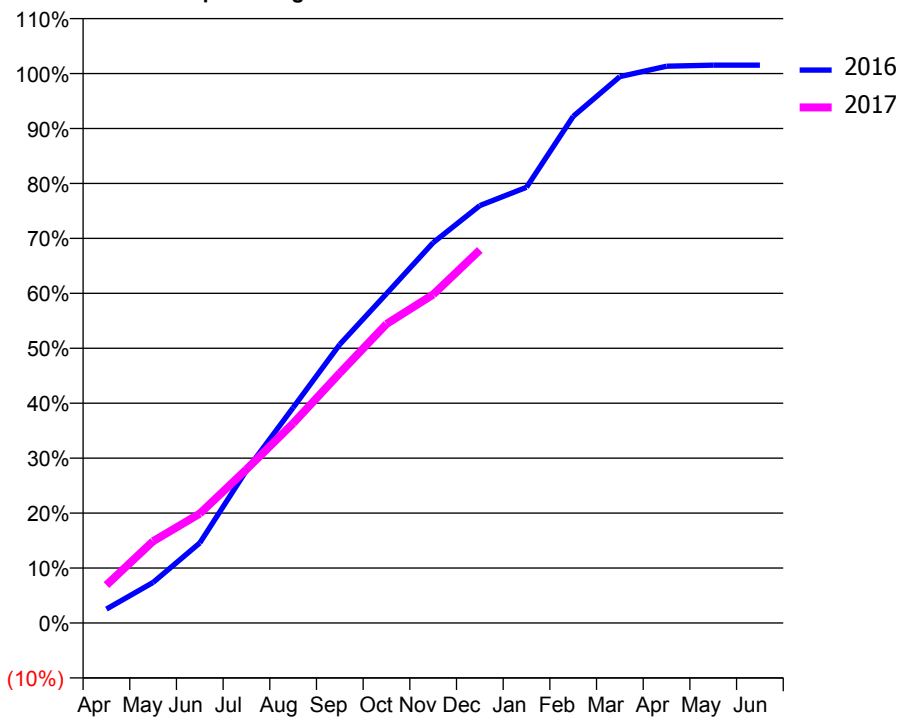
ACCESS*

Patients seen in 24 months	Total	Change since previous quarter
Quarter ending December 2015	1,493	
Quarter ending March 2016	1,454	↓
Quarter ending June 2016	1,433	↓
Quarter ending September 2016	1,377	↓
Quarter ending December 2016	1,277	↓
Variance since December 2015	(14.5%)	↓



ACTIVITY

Cumulative percentage of contracted UDA delivered 2016 & 2017



Adjusted Scheduled Activity (UDA)

Month	2016	2017
April	84	230
May	246	496
June	485	663
July	925	931
August	1,305	1,210
September	1,689	1,515
October	1,996	1,812
November	2,305	1,990
December	2,530	2,261
January	2,640	
February	3,070	
March	3,311	
April	3,374	
May	3,381	
June	3,381	

QUALITY

	Quantity	Base Number	Contract	AT	Region	England
% of FP17s for the same patient ID Re-attending within 3 months - Children	29	376	7.7%	11.4%	12.1%	12.4%
% of FP17s for the same patient ID Re-attending within 3 months - Adults	75	747	10.0%	14.8%	15.9%	16.6%
% of FP17s for the same patient ID Re-attending between 3 & 9 months - Children	191	376	50.8%	55.6%	58.6%	57.5%
% of FP17s for the same patient ID Re-attending between 3 & 9 months - Adults	265	747	35.5%	48.1%	51.5%	50.4%
% of FP17s for Band 1 Urgent Courses	93	1,086	8.6%	8.4%	8.0%	9.1%
% of FP17s Relating to Free Repair or Replacements	9	1,086	0.8%	0.7%	0.8%	0.8%
% of FP17s Relating to Continuations	10	1,086	0.9%	1.0%	1.2%	1.3%
% of Patients satisfied with the dentistry they have received	2	2	N/A	93.2%	92.8%	92.7%
% of Patients satisfied with the time they had to wait for an appointment	2	2	N/A	87.4%	89.2%	88.8%

* This is based on patients treated on this contract for their most recent course of treatment. Figures in italics indicate the base number of FP17s or Patient Questionnaire responses are less than 100. N/A is shown where the base number of responses is less than 10 during the period. % is calculated as Quantity/Base number*100

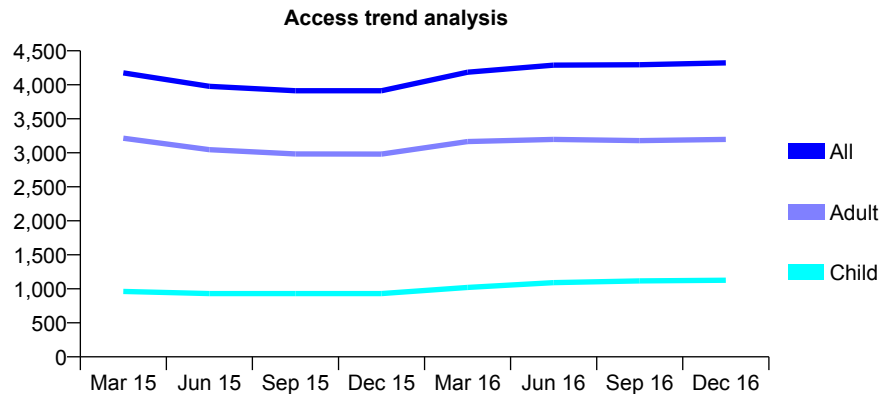
Q58 - Vital Signs At a Glance Contract Report for 897833/0001 - December 2016

Name or company name	MISS MS CHOHAN
Contract type name	GDS Contract
Purpose of contract	General
Contract start date	06/02/2013
Contract end date	

16/17 Contracted general activity (UDA)	9,904
Carry forward general activity (UDA)	-198
16/17 Contracted orthodontic activity (UOA)	0
Carry forward orthodontic activity (UOA)	0
Baseline contract value	£268,849.46

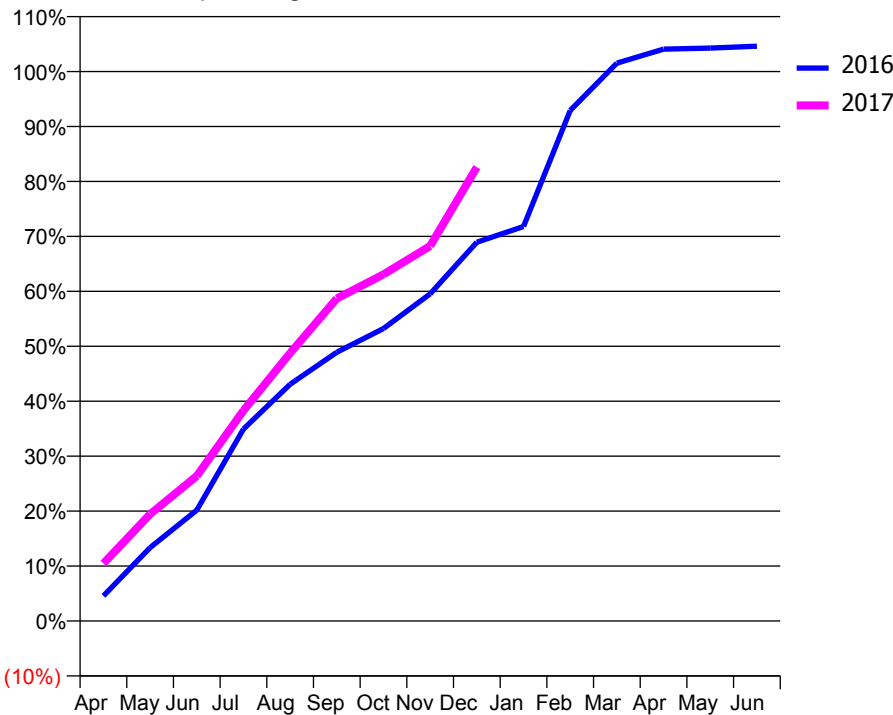
ACCESS*

Patients seen in 24 months	Total	Change since previous quarter
Quarter ending December 2015	3,913	
Quarter ending March 2016	4,185	↑
Quarter ending June 2016	4,290	↑
Quarter ending September 2016	4,296	→
Quarter ending December 2016	4,323	→
Variance since December 2015	10.5%	↑



ACTIVITY

Cumulative percentage of contracted UDA delivered 2016 & 2017



Month	Adjusted Scheduled Activity (UDA)	
	2016	2017
April	452	1,037
May	1,324	1,926
June	1,998	2,614
July	3,459	3,794
August	4,268	4,829
September	4,843	5,812
October	5,272	6,247
November	5,898	6,759
December	6,826	8,180
January	7,111	
February	9,200	
March	10,056	
April	10,307	
May	10,325	
June	10,359	

QUALITY

	Quantity	Base Number	Contract	AT	Region	England
% of FP17s for the same patient ID Re-attending within 3 months - Children	81	1,373	5.9%	11.4%	12.1%	12.4%
% of FP17s for the same patient ID Re-attending within 3 months - Adults	304	3,404	8.9%	14.8%	15.9%	16.6%
% of FP17s for the same patient ID Re-attending between 3 & 9 months - Children	826	1,373	60.2%	55.6%	58.6%	57.5%
% of FP17s for the same patient ID Re-attending between 3 & 9 months - Adults	1,871	3,404	55.0%	48.1%	51.5%	50.4%
% of FP17s for Band 1 Urgent Courses	293	4,629	6.3%	8.4%	8.0%	9.1%
% of FP17s Relating to Free Repair or Replacements	49	4,629	1.1%	0.7%	0.8%	0.8%
% of FP17s Relating to Continuations	14	4,629	0.3%	1.0%	1.2%	1.3%
% of Patients satisfied with the dentistry they have received	5	5	N/A	93.2%	92.8%	92.7%
% of Patients satisfied with the time they had to wait for an appointment	4	5	N/A	87.4%	89.2%	88.8%

* This is based on patients treated on this contract for their most recent course of treatment. Figures in italics indicate the base number of FP17s or Patient Questionnaire responses are less than 100. N/A is shown where the base number of responses is less than 10 during the period. % is calculated as Quantity/Base number*100

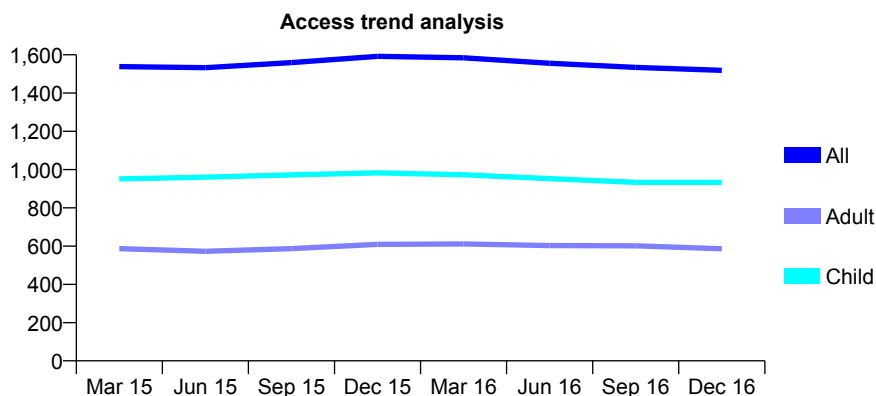
Q58 - Vital Signs At a Glance Contract Report for 901563/0002 - December 2016

Name or company name	MR ES BYRNE
Contract type name	GDS Contract
Purpose of contract	General
Contract start date	10/03/2013
Contract end date	

16/17 Contracted general activity (UDA)	3,327
Carry forward general activity (UDA)	0
16/17 Contracted orthodontic activity (UOA)	0
Carry forward orthodontic activity (UOA)	0
Baseline contract value	£81,346.14

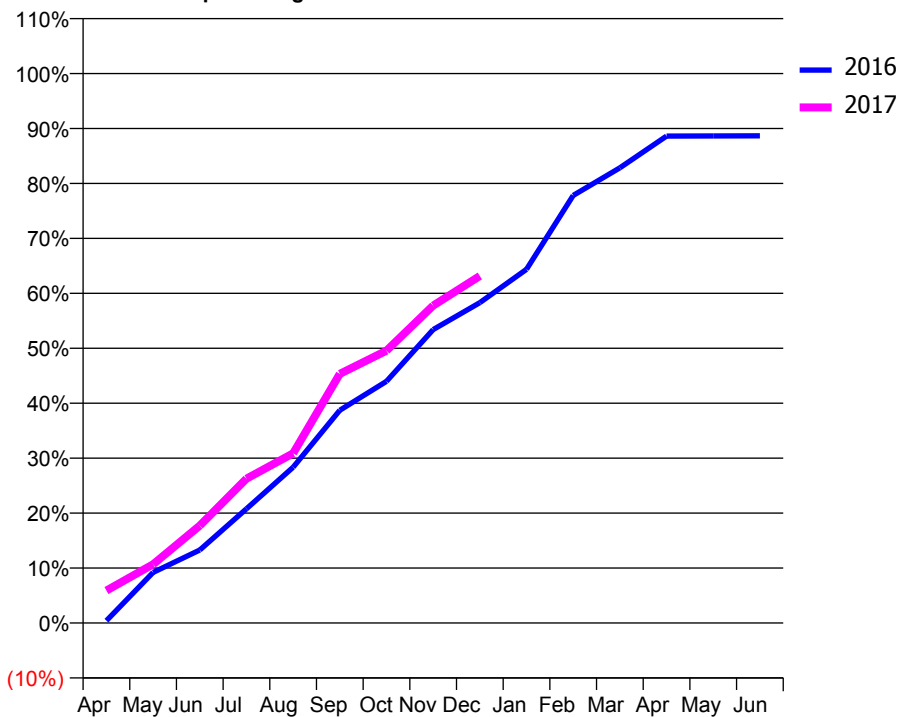
ACCESS*

Patients seen in 24 months	Total	Change since previous quarter
Quarter ending December 2015	1,592	
Quarter ending March 2016	1,584	→
Quarter ending June 2016	1,556	↓
Quarter ending September 2016	1,534	↓
Quarter ending December 2016	1,519	→
Variance since December 2015	(4.6%)	↓



ACTIVITY

Cumulative percentage of contracted UDA delivered 2016 & 2017



Adjusted Scheduled Activity (UDA)

Month	2016	2017
April	15	197
May	326	356
June	471	590
July	735	874
August	1,004	1,027
September	1,370	1,509
October	1,556	1,649
November	1,889	1,922
December	2,064	2,101
January	2,278	
February	2,754	
March	2,931	
April	3,136	
May	3,137	
June	3,138	

QUALITY

	Quantity	Base Number	Contract	AT	Region	England
% of FP17s for the same patient ID Re-attending within 3 months - Children	91	1,083	8.4%	11.4%	12.1%	12.4%
% of FP17s for the same patient ID Re-attending within 3 months - Adults	65	429	15.2%	14.8%	15.9%	16.6%
% of FP17s for the same patient ID Re-attending between 3 & 9 months - Children	706	1,083	65.2%	55.6%	58.6%	57.5%
% of FP17s for the same patient ID Re-attending between 3 & 9 months - Adults	191	429	44.5%	48.1%	51.5%	50.4%
% of FP17s for Band 1 Urgent Courses	66	1,405	4.7%	8.4%	8.0%	9.1%
% of FP17s Relating to Free Repair or Replacements	0	1,405	0.0%	0.7%	0.8%	0.8%
% of FP17s Relating to Continuations	20	1,405	1.4%	1.0%	1.2%	1.3%
% of Patients satisfied with the dentistry they have received	0	0	N/A	93.2%	92.8%	92.7%
% of Patients satisfied with the time they had to wait for an appointment	0	0	N/A	87.4%	89.2%	88.8%

* This is based on patients treated on this contract for their most recent course of treatment. Figures in italics indicate the base number of FP17s or Patient Questionnaire responses are less than 100. N/A is shown where the base number of responses is less than 10 during the period. % is calculated as Quantity/Base number*100

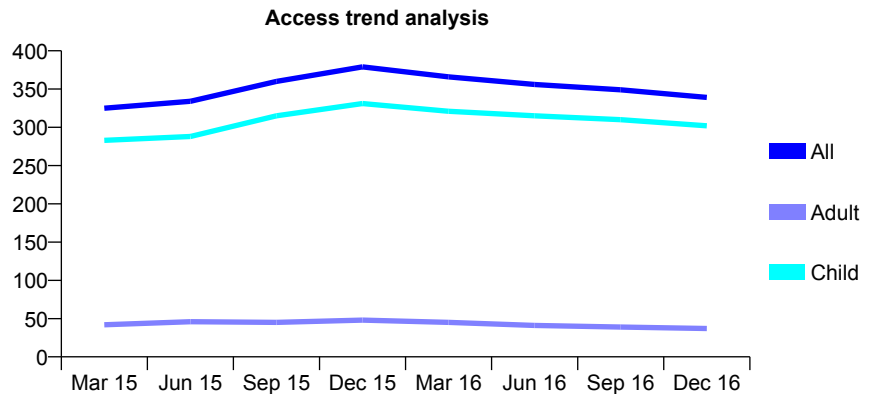
Q58 - Vital Signs At a Glance Contract Report for 908312/0001 - December 2016

Name or company name	MR CW LEWIS
Contract type name	GDS Contract
Purpose of contract	General and Orthodontic
Contract start date	01/04/2006
Contract end date	

16/17 Contracted general activity (UDA)	450
Carry forward general activity (UDA)	-9
16/17 Contracted orthodontic activity (UOA)	871
Carry forward orthodontic activity (UOA)	0
Baseline contract value	£71,902.14

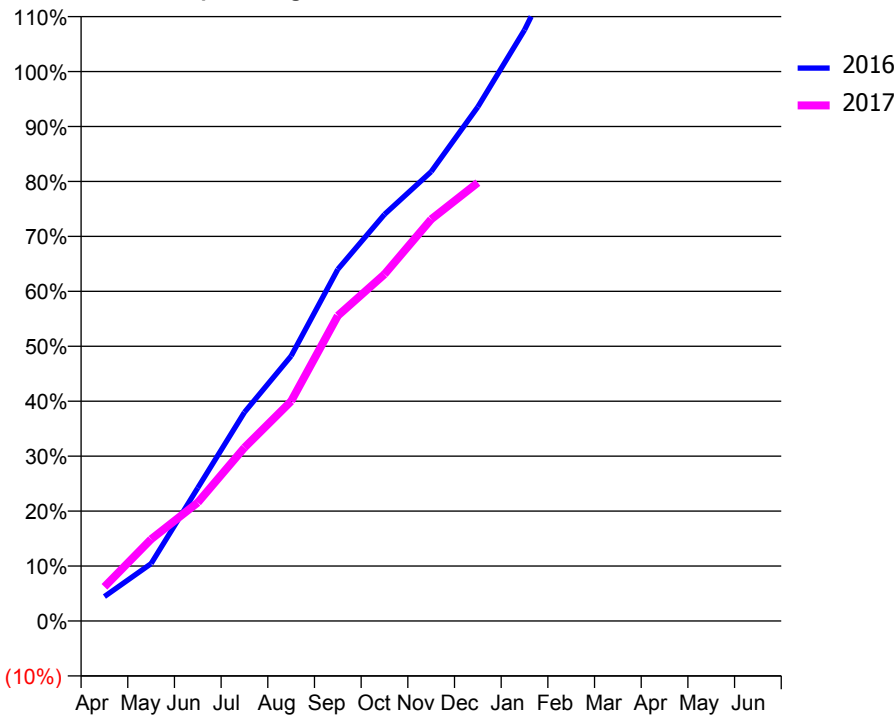
ACCESS*

Patients seen in 24 months	Total	Change since previous quarter
Quarter ending December 2015	379	
Quarter ending March 2016	366	↓
Quarter ending June 2016	356	↓
Quarter ending September 2016	349	↓
Quarter ending December 2016	339	↓
Variance since December 2015	(10.6%)	↓



ACTIVITY

Cumulative percentage of contracted UDA delivered 2016 & 2017



Month	Adjusted Scheduled Activity (UDA)	
	2016	2017
April	20	28
May	47	67
June	109	97
July	171	142
August	217	180
September	288	250
October	333	284
November	368	329
December	421	359
January	484	
February	560	
March	627	
April	634	
May	634	
June	634	

QUALITY

	Quantity	Base Number	Contract	AT	Region	England
% of FP17s for the same patient ID Re-attending within 3 months - Children	10	390	2.6%	11.4%	12.1%	12.4%
% of FP17s for the same patient ID Re-attending within 3 months - Adults	1	7	14.3%	14.8%	15.9%	16.6%
% of FP17s for the same patient ID Re-attending between 3 & 9 months - Children	235	390	60.3%	55.6%	58.6%	57.5%
% of FP17s for the same patient ID Re-attending between 3 & 9 months - Adults	6	7	85.7%	48.1%	51.5%	50.4%
% of FP17s for Band 1 Urgent Courses	0	298	0.0%	8.4%	8.0%	9.1%
% of FP17s Relating to Free Repair or Replacements	0	298	0.0%	0.7%	0.8%	0.8%
% of FP17s Relating to Continuations	3	298	1.0%	1.0%	1.2%	1.3%
% of Patients satisfied with the dentistry they have received	0	0	N/A	93.2%	92.8%	92.7%
% of Patients satisfied with the time they had to wait for an appointment	0	0	N/A	87.4%	89.2%	88.8%

* This is based on patients treated on this contract for their most recent course of treatment. Figures in italics indicate the base number of FP17s or Patient Questionnaire responses are less than 100. N/A is shown where the base number of responses is less than 10 during the period. % is calculated as Quantity/Base number*100

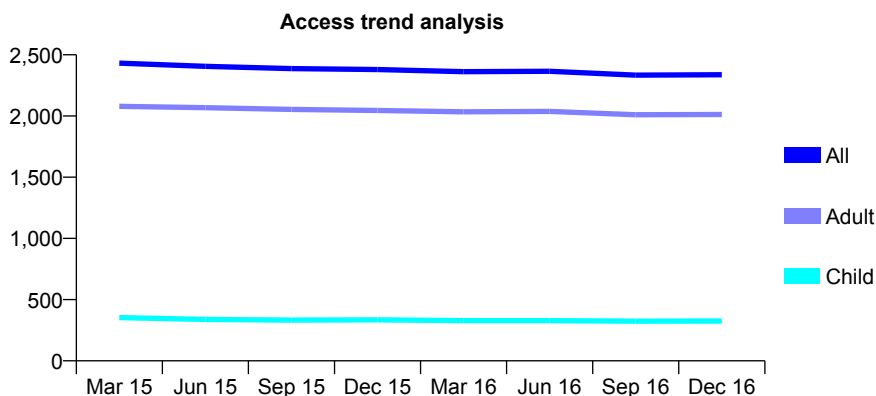
Q58 - Vital Signs At a Glance Contract Report for 908681/0001 - December 2016

Name or company name	MR AM MCGREGOR
Contract type name	GDS Contract
Purpose of contract	General
Contract start date	01/04/2006
Contract end date	

16/17 Contracted general activity (UDA)	6,292
Carry forward general activity (UDA)	71
16/17 Contracted orthodontic activity (UOA)	0
Carry forward orthodontic activity (UOA)	0
Baseline contract value	£144,284.74

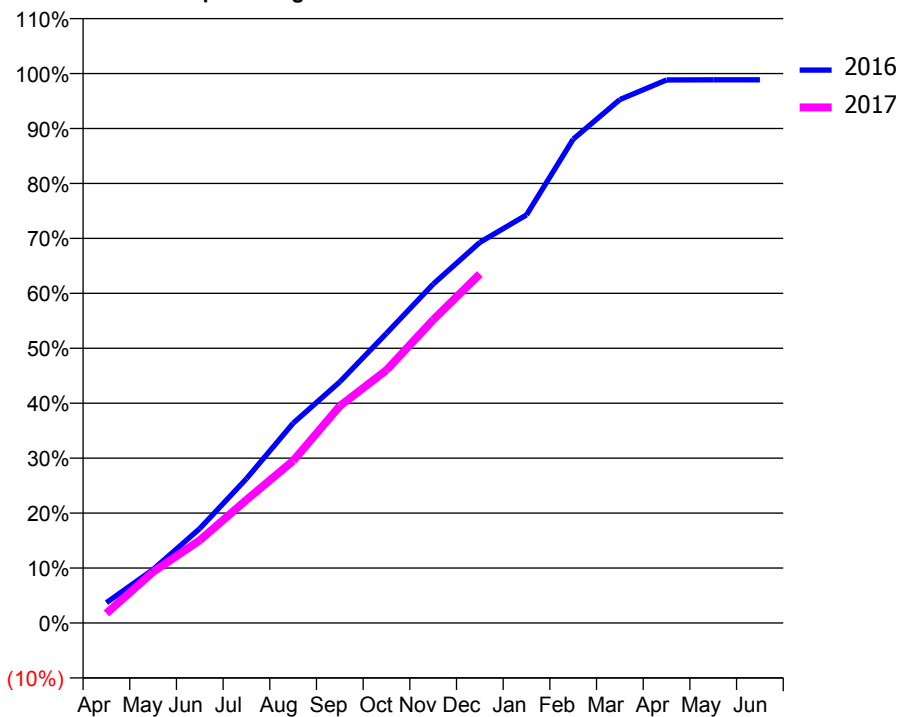
ACCESS*

Patients seen in 24 months	Total	Change since previous quarter
Quarter ending December 2015	2,380	
Quarter ending March 2016	2,362	→
Quarter ending June 2016	2,366	→
Quarter ending September 2016	2,334	↓
Quarter ending December 2016	2,337	→
Variance since December 2015	(1.8%)	↓



ACTIVITY

Cumulative percentage of contracted UDA delivered 2016 & 2017



Adjusted Scheduled Activity (UDA)

Month	2016	2017
April	233	110
May	613	586
June	1,082	948
July	1,654	1,411
August	2,288	1,857
September	2,762	2,485
October	3,317	2,896
November	3,881	3,471
December	4,358	3,997
January	4,673	
February	5,541	
March	5,993	
April	6,218	
May	6,220	
June	6,220	

QUALITY

	Quantity	Base Number	Contract	AT	Region	England
% of FP17s for the same patient ID Re-attending within 3 months - Children	41	409	10.0%	11.4%	12.1%	12.4%
% of FP17s for the same patient ID Re-attending within 3 months - Adults	347	2,610	13.3%	14.8%	15.9%	16.6%
% of FP17s for the same patient ID Re-attending between 3 & 9 months - Children	269	409	65.8%	55.6%	58.6%	57.5%
% of FP17s for the same patient ID Re-attending between 3 & 9 months - Adults	1,837	2,610	70.4%	48.1%	51.5%	50.4%
% of FP17s for Band 1 Urgent Courses	176	2,848	6.2%	8.4%	8.0%	9.1%
% of FP17s Relating to Free Repair or Replacements	27	2,848	0.9%	0.7%	0.8%	0.8%
% of FP17s Relating to Continuations	4	2,848	0.1%	1.0%	1.2%	1.3%
% of Patients satisfied with the dentistry they have received	4	4	N/A	93.2%	92.8%	92.7%
% of Patients satisfied with the time they had to wait for an appointment	4	4	N/A	87.4%	89.2%	88.8%

* This is based on patients treated on this contract for their most recent course of treatment. Figures in italics indicate the base number of FP17s or Patient Questionnaire responses are less than 100. N/A is shown where the base number of responses is less than 10 during the period. % is calculated as Quantity/Base number*100

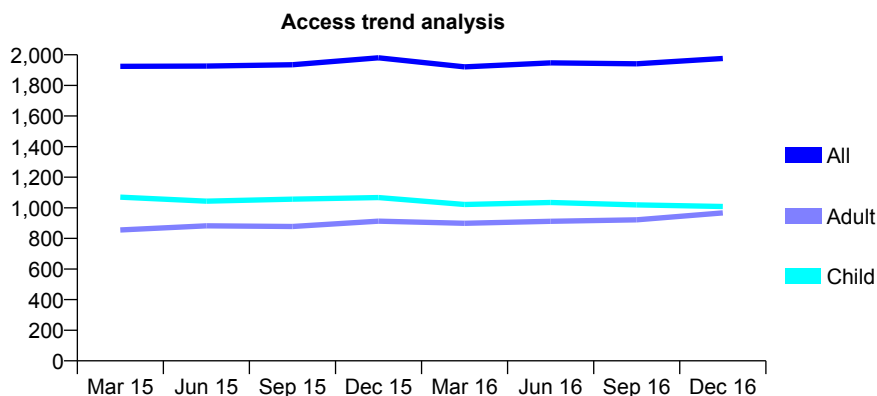
Q58 - Vital Signs At a Glance Contract Report for 908916/0001 - December 2016

Name or company name	Redbourn Dental Practice
Contract type name	GDS Contract
Purpose of contract	General
Contract start date	01/04/2006
Contract end date	

16/17 Contracted general activity (UDA)	4,829
Carry forward general activity (UDA)	0
16/17 Contracted orthodontic activity (UOA)	0
Carry forward orthodontic activity (UOA)	0
Baseline contract value	£118,277.30

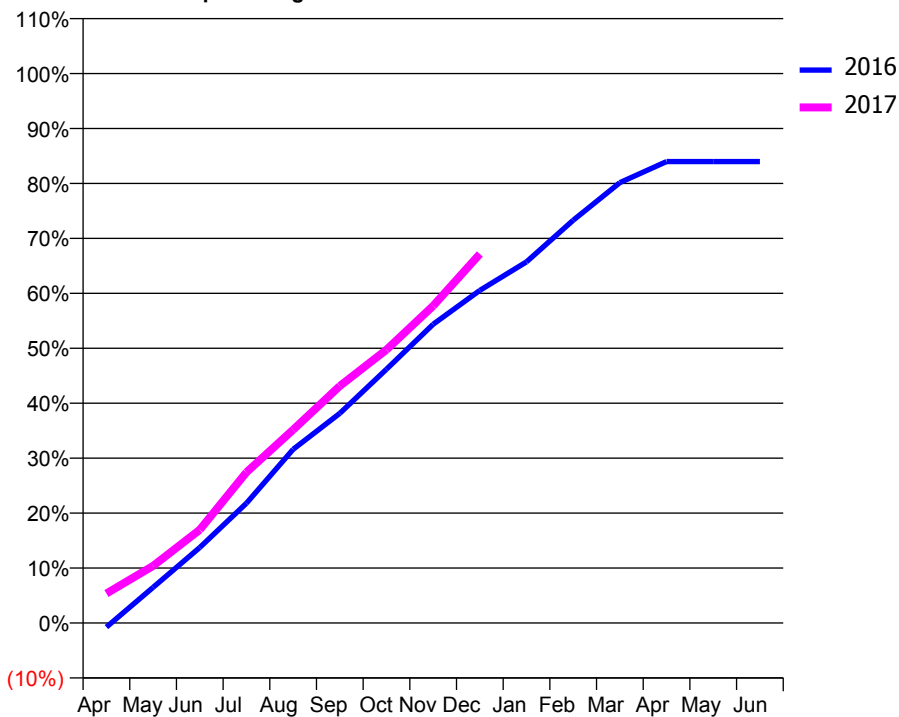
ACCESS*

Patients seen in 24 months	Total	Change since previous quarter
Quarter ending December 2015	1,980	
Quarter ending March 2016	1,921	↓
Quarter ending June 2016	1,947	→
Quarter ending September 2016	1,941	→
Quarter ending December 2016	1,976	→
Variance since December 2015	(0.2%)	→



ACTIVITY

Cumulative percentage of contracted UDA delivered 2016 & 2017



Month	Adjusted Scheduled Activity (UDA)	
	2016	2017
April	-36	260
May	314	502
June	663	819
July	1,053	1,325
August	1,527	1,698
September	1,843	2,083
October	2,231	2,402
November	2,625	2,787
December	2,923	3,243
January	3,174	
February	3,539	
March	3,870	
April	4,055	
May	4,055	
June	4,055	

QUALITY

	Quantity	Base Number	Contract	AT	Region	England
% of FP17s for the same patient ID Re-attending within 3 months - Children	77	1,033	7.5%	11.4%	12.1%	12.4%
% of FP17s for the same patient ID Re-attending within 3 months - Adults	91	759	12.0%	14.8%	15.9%	16.6%
% of FP17s for the same patient ID Re-attending between 3 & 9 months - Children	474	1,033	45.9%	55.6%	58.6%	57.5%
% of FP17s for the same patient ID Re-attending between 3 & 9 months - Adults	302	759	39.8%	48.1%	51.5%	50.4%
% of FP17s for Band 1 Urgent Courses	82	1,697	4.8%	8.4%	8.0%	9.1%
% of FP17s Relating to Free Repair or Replacements	5	1,697	0.3%	0.7%	0.8%	0.8%
% of FP17s Relating to Continuations	5	1,697	0.3%	1.0%	1.2%	1.3%
% of Patients satisfied with the dentistry they have received	0	0	N/A	93.2%	92.8%	92.7%
% of Patients satisfied with the time they had to wait for an appointment	0	0	N/A	87.4%	89.2%	88.8%

* This is based on patients treated on this contract for their most recent course of treatment. Figures in italics indicate the base number of FP17s or Patient Questionnaire responses are less than 100. N/A is shown where the base number of responses is less than 10 during the period. % is calculated as Quantity/Base number*100

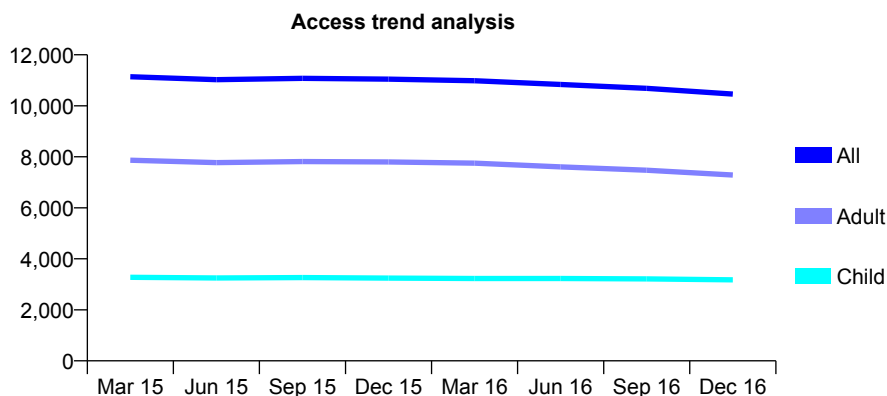
Q58 - Vital Signs At a Glance Contract Report for 910651/0001 - December 2016

Name or company name	MR GR EVANS
Contract type name	GDS Contract
Purpose of contract	General
Contract start date	01/04/2006
Contract end date	

16/17 Contracted general activity (UDA)	22,428
Carry forward general activity (UDA)	0
16/17 Contracted orthodontic activity (UOA)	0
Carry forward orthodontic activity (UOA)	0
Baseline contract value	£538,472.89

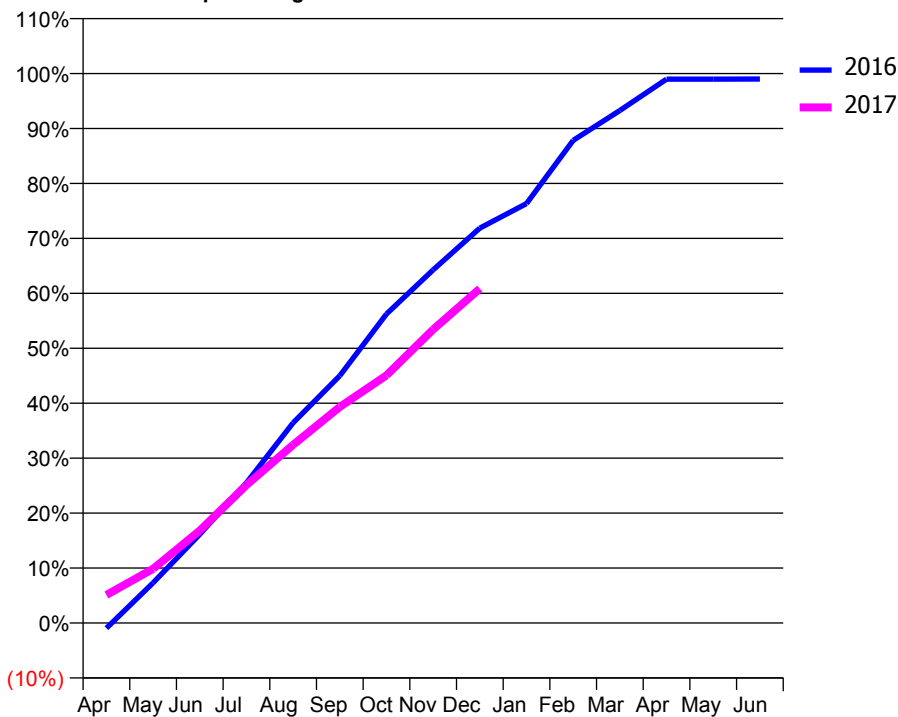
ACCESS*

Patients seen in 24 months	Total	Change since previous quarter
Quarter ending December 2015	11,046	
Quarter ending March 2016	10,981	→
Quarter ending June 2016	10,838	↓
Quarter ending September 2016	10,684	↓
Quarter ending December 2016	10,460	↓
Variance since December 2015	(5.3%)	↓



ACTIVITY

Cumulative percentage of contracted UDA delivered 2016 & 2017



Month	Adjusted Scheduled Activity (UDA)	
	2016	2017
April	-215	1,148
May	1,640	2,215
June	3,621	3,773
July	5,725	5,629
August	8,175	7,275
September	10,094	8,820
October	12,613	10,108
November	14,414	11,980
December	16,121	13,648
January	17,120	
February	19,698	
March	20,920	
April	22,196	
May	22,197	
June	22,204	

QUALITY

	Quantity	Base Number	Contract	AT	Region	England
% of FP17s for the same patient ID Re-attending within 3 months - Children	229	3,219	7.1%	11.4%	12.1%	12.4%
% of FP17s for the same patient ID Re-attending within 3 months - Adults	716	5,929	12.1%	14.8%	15.9%	16.6%
% of FP17s for the same patient ID Re-attending between 3 & 9 months - Children	1,787	3,219	55.5%	55.6%	58.6%	57.5%
% of FP17s for the same patient ID Re-attending between 3 & 9 months - Adults	2,742	5,929	46.2%	48.1%	51.5%	50.4%
% of FP17s for Band 1 Urgent Courses	495	7,685	6.4%	8.4%	8.0%	9.1%
% of FP17s Relating to Free Repair or Replacements	24	7,685	0.3%	0.7%	0.8%	0.8%
% of FP17s Relating to Continuations	122	7,685	1.6%	1.0%	1.2%	1.3%
% of Patients satisfied with the dentistry they have received	14	14	100.0%	93.2%	92.8%	92.7%
% of Patients satisfied with the time they had to wait for an appointment	11	14	78.6%	87.4%	89.2%	88.8%

* This is based on patients treated on this contract for their most recent course of treatment. Figures in italics indicate the base number of FP17s or Patient Questionnaire responses are less than 100. N/A is shown where the base number of responses is less than 10 during the period. % is calculated as Quantity/Base number*100

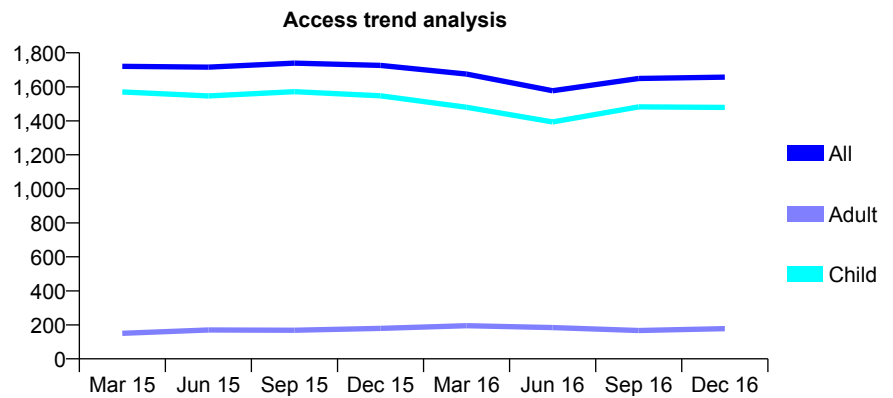
Q58 - Vital Signs At a Glance Contract Report for 911631/0002 - December 2016

Name or company name	MR V RAWAL
Contract type name	GDS Contract
Purpose of contract	General
Contract start date	01/04/2006
Contract end date	

16/17 Contracted general activity (UDA)	2,580
Carry forward general activity (UDA)	25
16/17 Contracted orthodontic activity (UOA)	0
Carry forward orthodontic activity (UOA)	0
Baseline contract value	£49,444.47

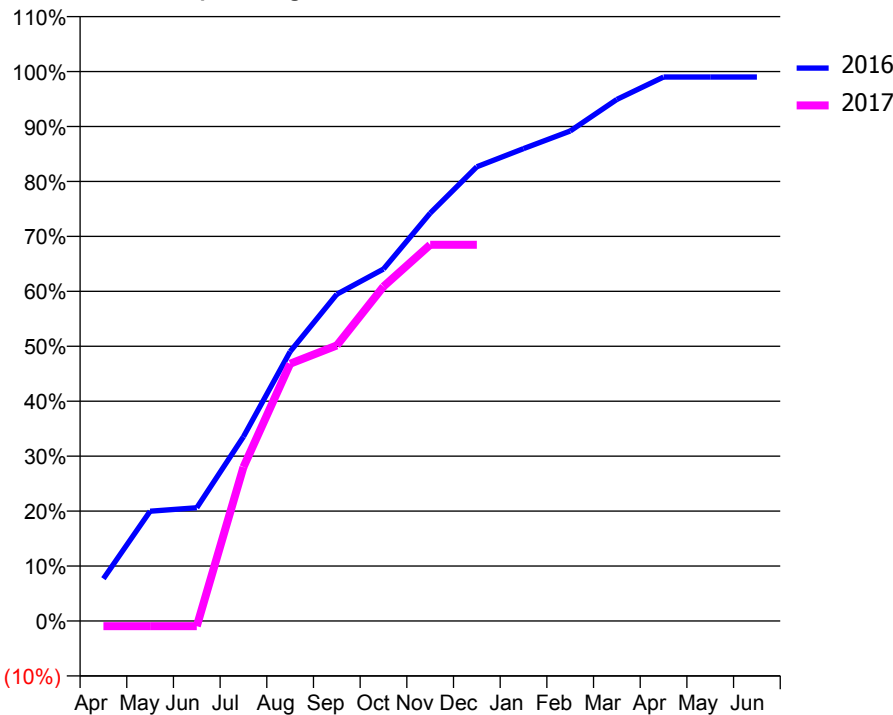
ACCESS*

Patients seen in 24 months	Total	Change since previous quarter
Quarter ending December 2015	1,726	
Quarter ending March 2016	1,675	↓
Quarter ending June 2016	1,577	↓
Quarter ending September 2016	1,649	↑
Quarter ending December 2016	1,657	→
Variance since December 2015	(4.0%)	↓



ACTIVITY

Cumulative percentage of contracted UDA delivered 2016 & 2017



Month	Adjusted Scheduled Activity (UDA)	
	2016	2017
April	199	-25
May	516	-25
June	532	-25
July	866	723
August	1,265	1,208
September	1,534	1,294
October	1,652	1,571
November	1,915	1,766
December	2,133	1,766
January	2,218	
February	2,301	
March	2,449	
April	2,554	
May	2,554	
June	2,554	

QUALITY

	Quantity	Base Number	Contract	AT	Region	England
% of FP17s for the same patient ID Re-attending within 3 months - Children	63	1,414	4.5%	11.4%	12.1%	12.4%
% of FP17s for the same patient ID Re-attending within 3 months - Adults	2	52	3.8%	14.8%	15.9%	16.6%
% of FP17s for the same patient ID Re-attending between 3 & 9 months - Children	649	1,414	45.9%	55.6%	58.6%	57.5%
% of FP17s for the same patient ID Re-attending between 3 & 9 months - Adults	26	52	50.0%	48.1%	51.5%	50.4%
% of FP17s for Band 1 Urgent Courses	47	1,397	3.4%	8.4%	8.0%	9.1%
% of FP17s Relating to Free Repair or Replacements	0	1,397	0.0%	0.7%	0.8%	0.8%
% of FP17s Relating to Continuations	14	1,397	1.0%	1.0%	1.2%	1.3%
% of Patients satisfied with the dentistry they have received	2	2	N/A	93.2%	92.8%	92.7%
% of Patients satisfied with the time they had to wait for an appointment	1	2	N/A	87.4%	89.2%	88.8%

* This is based on patients treated on this contract for their most recent course of treatment. Figures in italics indicate the base number of FP17s or Patient Questionnaire responses are less than 100. N/A is shown where the base number of responses is less than 10 during the period. % is calculated as Quantity/Base number*100

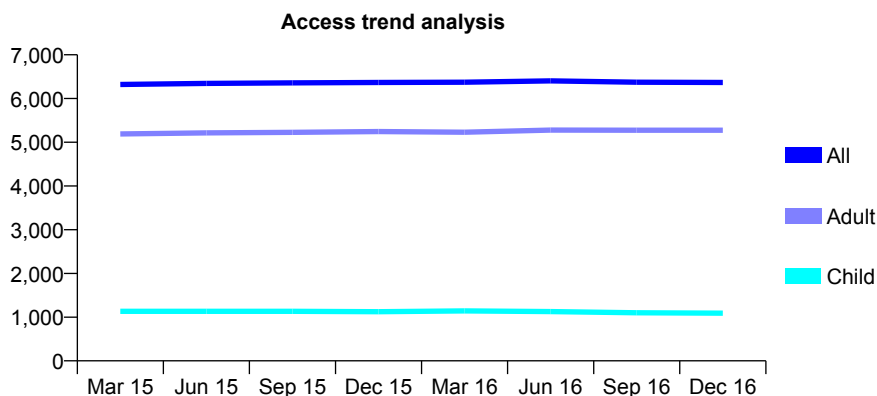
Q58 - Vital Signs At a Glance Contract Report for 917125/0001 - December 2016

Name or company name	Facial Aesthetic (UK) Ltd
Contract type name	GDS Contract
Purpose of contract	General
Contract start date	01/04/2006
Contract end date	

16/17 Contracted general activity (UDA)	25,239
Carry forward general activity (UDA)	0
16/17 Contracted orthodontic activity (UOA)	0
Carry forward orthodontic activity (UOA)	0
Baseline contract value	£613,751.16

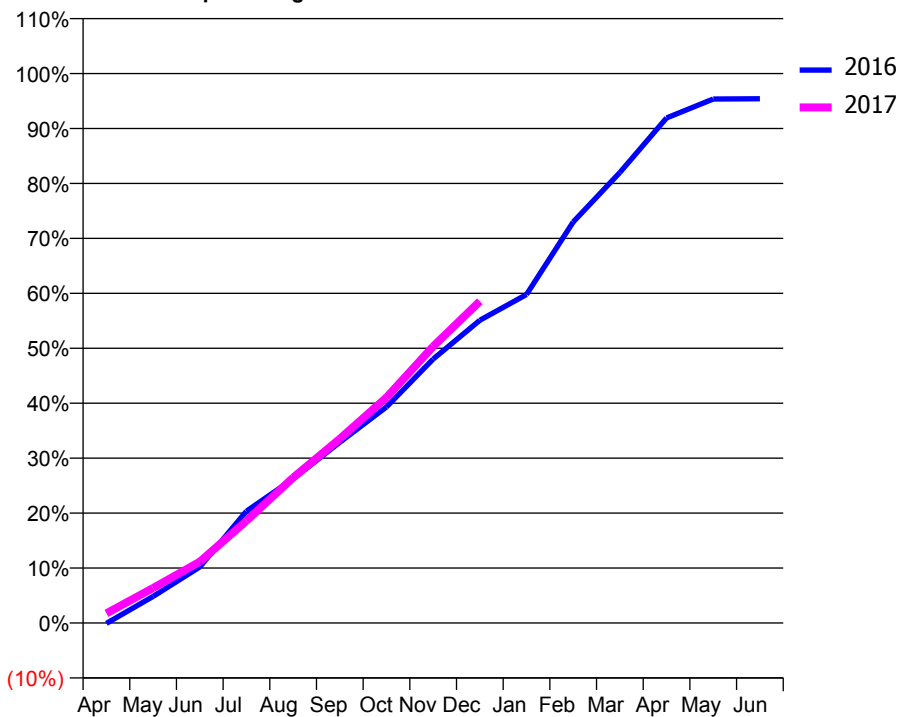
ACCESS*

Patients seen in 24 months	Total	Change since previous quarter
Quarter ending December 2015	6,368	
Quarter ending March 2016	6,372	→
Quarter ending June 2016	6,404	→
Quarter ending September 2016	6,374	→
Quarter ending December 2016	6,366	→
Variance since December 2015	(0.0%)	→



ACTIVITY

Cumulative percentage of contracted UDA delivered 2016 & 2017



Month	Adjusted Scheduled Activity (UDA)	
	2016	2017
April	-18	441
May	1,225	1,607
June	2,575	2,816
July	5,136	4,692
August	6,626	6,679
September	8,301	8,463
October	9,924	10,361
November	12,123	12,705
December	13,908	14,774
January	15,086	
February	18,422	
March	20,694	
April	23,199	
May	24,068	
June	24,081	

QUALITY

	Quantity	Base Number	Contract	AT	Region	England
% of FP17s for the same patient ID Re-attending within 3 months - Children	88	1,165	7.6%	11.4%	12.1%	12.4%
% of FP17s for the same patient ID Re-attending within 3 months - Adults	723	5,586	12.9%	14.8%	15.9%	16.6%
% of FP17s for the same patient ID Re-attending between 3 & 9 months - Children	655	1,165	56.2%	55.6%	58.6%	57.5%
% of FP17s for the same patient ID Re-attending between 3 & 9 months - Adults	3,297	5,586	59.0%	48.1%	51.5%	50.4%
% of FP17s for Band 1 Urgent Courses	244	5,848	4.2%	8.4%	8.0%	9.1%
% of FP17s Relating to Free Repair or Replacements	78	5,848	1.3%	0.7%	0.8%	0.8%
% of FP17s Relating to Continuations	92	5,848	1.6%	1.0%	1.2%	1.3%
% of Patients satisfied with the dentistry they have received	22	22	100.0%	93.2%	92.8%	92.7%
% of Patients satisfied with the time they had to wait for an appointment	19	22	86.4%	87.4%	89.2%	88.8%

* This is based on patients treated on this contract for their most recent course of treatment. Figures in italics indicate the base number of FP17s or Patient Questionnaire responses are less than 100. N/A is shown where the base number of responses is less than 10 during the period. % is calculated as Quantity/Base number*100

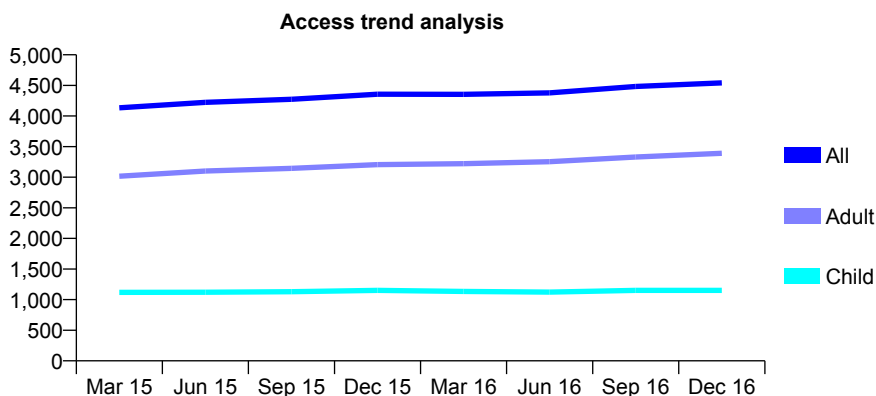
Q58 - Vital Signs At a Glance Contract Report for 917524/0001 - December 2016

Name or company name	MR MA WATTS
Contract type name	GDS Contract
Purpose of contract	General
Contract start date	01/04/2006
Contract end date	

16/17 Contracted general activity (UDA)	15,310
Carry forward general activity (UDA)	335
16/17 Contracted orthodontic activity (UOA)	0
Carry forward orthodontic activity (UOA)	0
Baseline contract value	£423,260.79

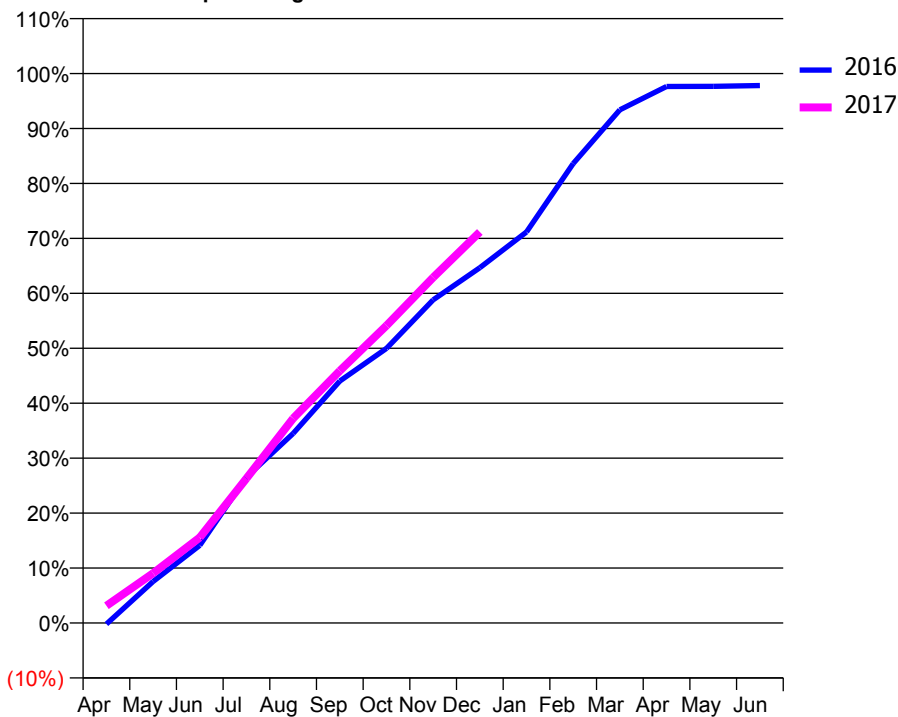
ACCESS*

Patients seen in 24 months	Total	Change since previous quarter
Quarter ending December 2015	4,356	
Quarter ending March 2016	4,355	→
Quarter ending June 2016	4,378	→
Quarter ending September 2016	4,483	↑
Quarter ending December 2016	4,542	→
Variance since December 2015	4.3%	↑



ACTIVITY

Cumulative percentage of contracted UDA delivered 2016 & 2017



Month	Adjusted Scheduled Activity (UDA)	
	2016	2017
April	-31	480
May	1,158	1,388
June	2,165	2,384
July	4,067	4,030
August	5,281	5,702
September	6,742	7,026
October	7,650	8,286
November	9,003	9,628
December	9,898	10,894
January	10,896	
February	12,800	
March	14,298	
April	14,949	
May	14,952	
June	14,975	

QUALITY

	Quantity	Base Number	Contract	AT	Region	England
% of FP17s for the same patient ID Re-attending within 3 months - Children	60	1,143	5.2%	11.4%	12.1%	12.4%
% of FP17s for the same patient ID Re-attending within 3 months - Adults	443	2,947	15.0%	14.8%	15.9%	16.6%
% of FP17s for the same patient ID Re-attending between 3 & 9 months - Children	541	1,143	47.3%	55.6%	58.6%	57.5%
% of FP17s for the same patient ID Re-attending between 3 & 9 months - Adults	1,028	2,947	34.9%	48.1%	51.5%	50.4%
% of FP17s for Band 1 Urgent Courses	382	3,863	9.9%	8.4%	8.0%	9.1%
% of FP17s Relating to Free Repair or Replacements	7	3,863	0.2%	0.7%	0.8%	0.8%
% of FP17s Relating to Continuations	32	3,863	0.8%	1.0%	1.2%	1.3%
% of Patients satisfied with the dentistry they have received	12	12	100.0%	93.2%	92.8%	92.7%
% of Patients satisfied with the time they had to wait for an appointment	11	12	91.7%	87.4%	89.2%	88.8%

* This is based on patients treated on this contract for their most recent course of treatment. Figures in italics indicate the base number of FP17s or Patient Questionnaire responses are less than 100. N/A is shown where the base number of responses is less than 10 during the period. % is calculated as Quantity/Base number*100

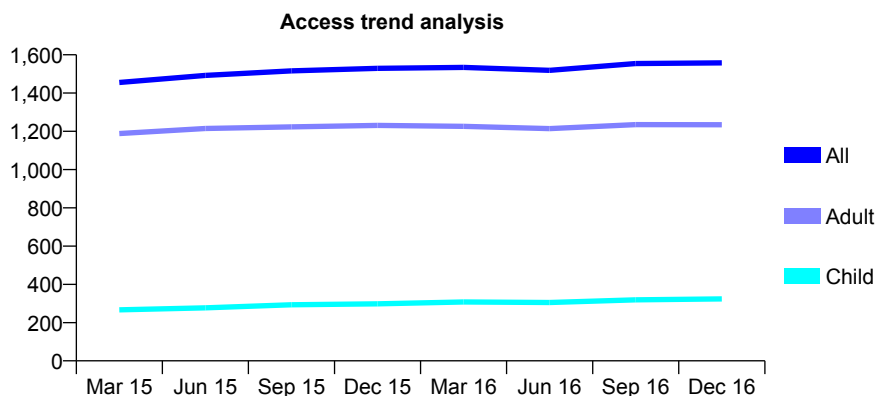
Q58 - Vital Signs At a Glance Contract Report for 927309/0001 - December 2016

Name or company name	MR BM AL-TAHAN
Contract type name	GDS Contract
Purpose of contract	General
Contract start date	01/04/2006
Contract end date	

16/17 Contracted general activity (UDA)	5,500
Carry forward general activity (UDA)	120
16/17 Contracted orthodontic activity (UOA)	0
Carry forward orthodontic activity (UOA)	0
Baseline contract value	£133,407.17

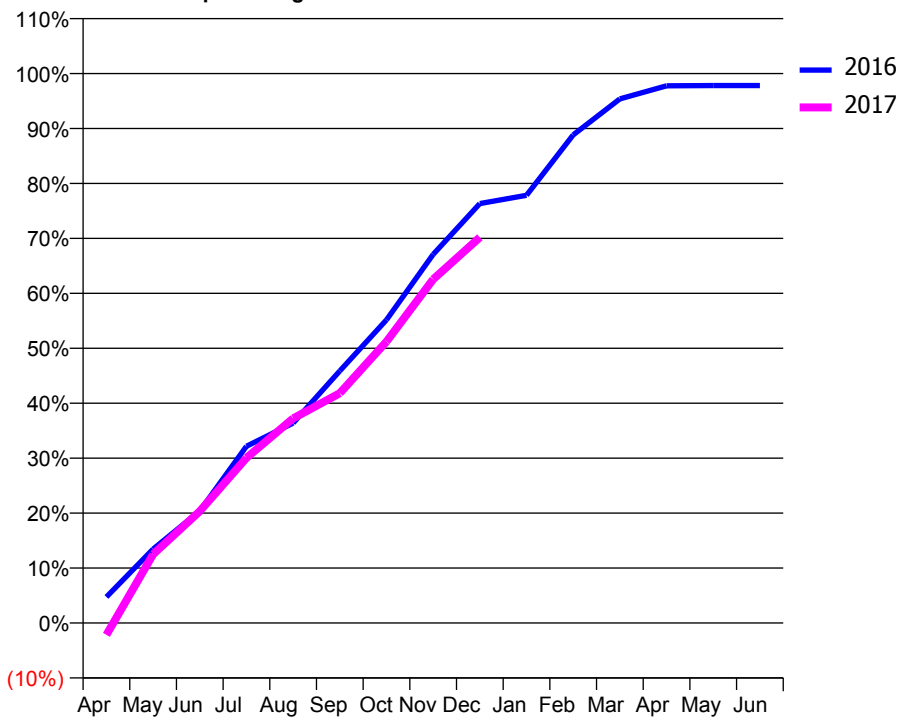
ACCESS*

Patients seen in 24 months	Total	Change since previous quarter
Quarter ending December 2015	1,529	
Quarter ending March 2016	1,534	→
Quarter ending June 2016	1,519	→
Quarter ending September 2016	1,554	↑
Quarter ending December 2016	1,558	→
Variance since December 2015	1.9%	→



ACTIVITY

Cumulative percentage of contracted UDA delivered 2016 & 2017



Adjusted Scheduled Activity (UDA)

Month	2016	2017
April	261	-120
May	740	688
June	1,122	1,119
July	1,769	1,653
August	2,002	2,048
September	2,523	2,300
October	3,034	2,817
November	3,690	3,440
December	4,198	3,861
January	4,281	
February	4,886	
March	5,247	
April	5,377	
May	5,380	
June	5,380	

QUALITY

	Quantity	Base Number	Contract	AT	Region	England
% of FP17s for the same patient ID Re-attending within 3 months - Children	9	330	2.7%	11.4%	12.1%	12.4%
% of FP17s for the same patient ID Re-attending within 3 months - Adults	122	1,294	9.4%	14.8%	15.9%	16.6%
% of FP17s for the same patient ID Re-attending between 3 & 9 months - Children	182	330	55.2%	55.6%	58.6%	57.5%
% of FP17s for the same patient ID Re-attending between 3 & 9 months - Adults	803	1,294	62.1%	48.1%	51.5%	50.4%
% of FP17s for Band 1 Urgent Courses	79	1,510	5.2%	8.4%	8.0%	9.1%
% of FP17s Relating to Free Repair or Replacements	5	1,510	0.3%	0.7%	0.8%	0.8%
% of FP17s Relating to Continuations	0	1,510	0.0%	1.0%	1.2%	1.3%
% of Patients satisfied with the dentistry they have received	3	3	N/A	93.2%	92.8%	92.7%
% of Patients satisfied with the time they had to wait for an appointment	3	3	N/A	87.4%	89.2%	88.8%

* This is based on patients treated on this contract for their most recent course of treatment. Figures in italics indicate the base number of FP17s or Patient Questionnaire responses are less than 100. N/A is shown where the base number of responses is less than 10 during the period. % is calculated as Quantity/Base number*100

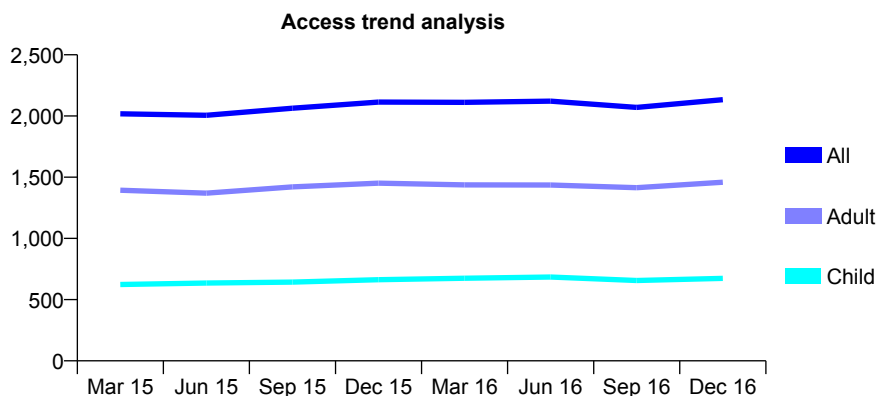
Q58 - Vital Signs At a Glance Contract Report for 927384/0002 - December 2016

Name or company name	MR M SHAH
Contract type name	GDS Contract
Purpose of contract	General
Contract start date	01/04/2006
Contract end date	

16/17 Contracted general activity (UDA)	6,266
Carry forward general activity (UDA)	227
16/17 Contracted orthodontic activity (UOA)	0
Carry forward orthodontic activity (UOA)	0
Baseline contract value	£162,898.91

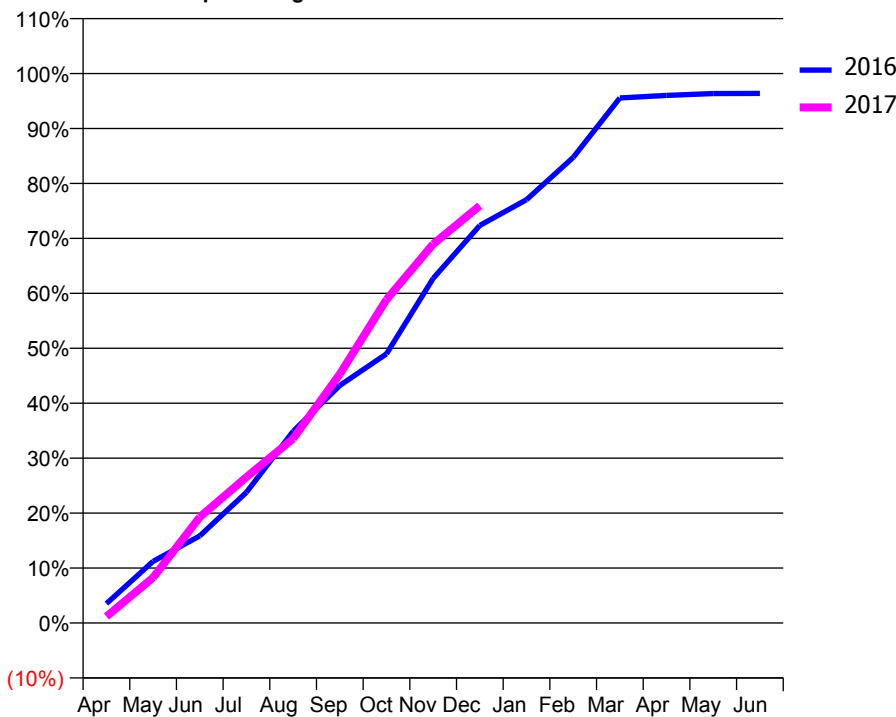
ACCESS*

Patients seen in 24 months	Total	Change since previous quarter
Quarter ending December 2015	2,114	
Quarter ending March 2016	2,112	→
Quarter ending June 2016	2,121	→
Quarter ending September 2016	2,070	↓
Quarter ending December 2016	2,133	↑
Variance since December 2015	0.9%	→



ACTIVITY

Cumulative percentage of contracted UDA delivered 2016 & 2017



Month	Adjusted Scheduled Activity (UDA)	
	2016	2017
April	222	73
May	703	517
June	993	1,208
July	1,491	1,664
August	2,185	2,102
September	2,709	2,838
October	3,069	3,688
November	3,930	4,321
December	4,534	4,759
January	4,828	
February	5,309	
March	5,987	
April	6,016	
May	6,038	
June	6,039	

QUALITY

	Quantity	Base Number	Contract	AT	Region	England
% of FP17s for the same patient ID Re-attending within 3 months - Children	27	702	3.8%	11.4%	12.1%	12.4%
% of FP17s for the same patient ID Re-attending within 3 months - Adults	147	1,331	11.0%	14.8%	15.9%	16.6%
% of FP17s for the same patient ID Re-attending between 3 & 9 months - Children	444	702	63.2%	55.6%	58.6%	57.5%
% of FP17s for the same patient ID Re-attending between 3 & 9 months - Adults	649	1,331	48.8%	48.1%	51.5%	50.4%
% of FP17s for Band 1 Urgent Courses	128	1,987	6.4%	8.4%	8.0%	9.1%
% of FP17s Relating to Free Repair or Replacements	9	1,987	0.5%	0.7%	0.8%	0.8%
% of FP17s Relating to Continuations	20	1,987	1.0%	1.0%	1.2%	1.3%
% of Patients satisfied with the dentistry they have received	0	0	N/A	93.2%	92.8%	92.7%
% of Patients satisfied with the time they had to wait for an appointment	0	0	N/A	87.4%	89.2%	88.8%

* This is based on patients treated on this contract for their most recent course of treatment. Figures in italics indicate the base number of FP17s or Patient Questionnaire responses are less than 100. N/A is shown where the base number of responses is less than 10 during the period. % is calculated as Quantity/Base number*100

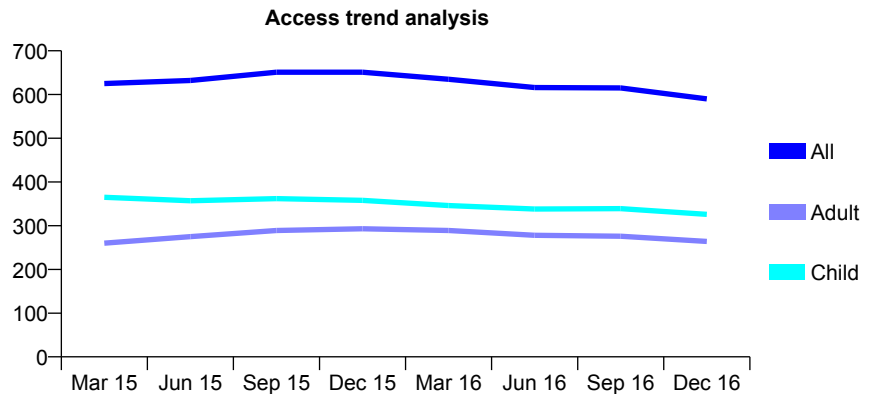
Q58 - Vital Signs At a Glance Contract Report for 927473/0001 - December 2016

Name or company name	MISS PE PRICE
Contract type name	GDS Contract
Purpose of contract	General
Contract start date	02/10/2013
Contract end date	

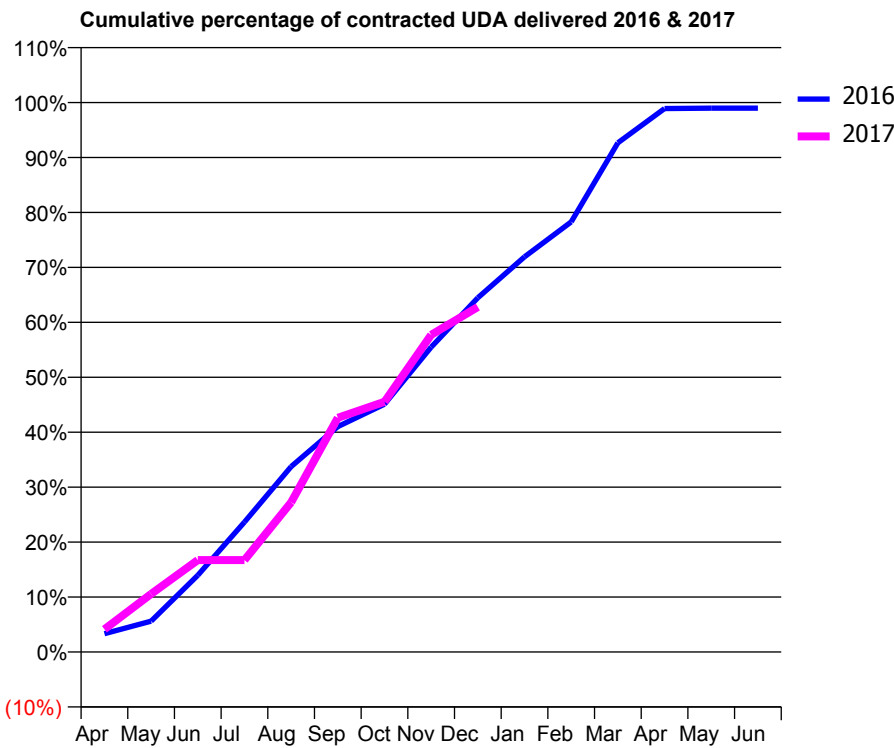
16/17 Contracted general activity (UDA)	1,500
Carry forward general activity (UDA)	15
16/17 Contracted orthodontic activity (UOA)	0
Carry forward orthodontic activity (UOA)	0
Baseline contract value	£30,549.89

ACCESS*

Patients seen in 24 months	Total	Change since previous quarter
Quarter ending December 2015	651	
Quarter ending March 2016	635	↓
Quarter ending June 2016	616	↓
Quarter ending September 2016	615	→
Quarter ending December 2016	590	↓
Variance since December 2015	(9.4%)	↓



ACTIVITY



Month	Adjusted Scheduled Activity (UDA)	
	2016	2017
April	50	62
May	84	158
June	209	251
July	355	251
August	506	409
September	615	639
October	677	683
November	832	866
December	967	942
January	1,079	
February	1,174	
March	1,390	
April	1,483	
May	1,485	
June	1,485	

QUALITY

	Quantity	Base Number	Contract	AT	Region	England
% of FP17s for the same patient ID Re-attending within 3 months - Children	30	392	7.7%	11.4%	12.1%	12.4%
% of FP17s for the same patient ID Re-attending within 3 months - Adults	47	233	20.2%	14.8%	15.9%	16.6%
% of FP17s for the same patient ID Re-attending between 3 & 9 months - Children	228	392	58.2%	55.6%	58.6%	57.5%
% of FP17s for the same patient ID Re-attending between 3 & 9 months - Adults	123	233	52.8%	48.1%	51.5%	50.4%
% of FP17s for Band 1 Urgent Courses	24	565	4.2%	8.4%	8.0%	9.1%
% of FP17s Relating to Free Repair or Replacements	3	565	0.5%	0.7%	0.8%	0.8%
% of FP17s Relating to Continuations	0	565	0.0%	1.0%	1.2%	1.3%
% of Patients satisfied with the dentistry they have received	1	1	N/A	93.2%	92.8%	92.7%
% of Patients satisfied with the time they had to wait for an appointment	1	1	N/A	87.4%	89.2%	88.8%

* This is based on patients treated on this contract for their most recent course of treatment. Figures in italics indicate the base number of FP17s or Patient Questionnaire responses are less than 100. N/A is shown where the base number of responses is less than 10 during the period. % is calculated as Quantity/Base number*100

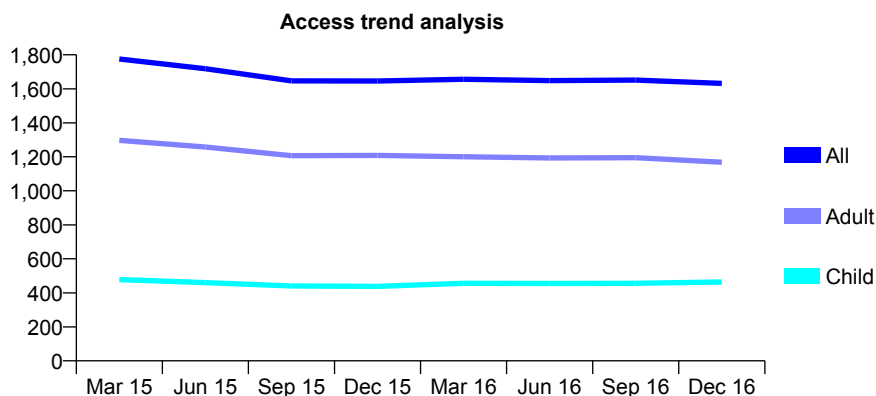
Q58 - Vital Signs At a Glance Contract Report for 935522/0001 - December 2016

Name or company name	MISS P ABDOLLAHI
Contract type name	GDS Contract
Purpose of contract	General
Contract start date	01/04/2006
Contract end date	

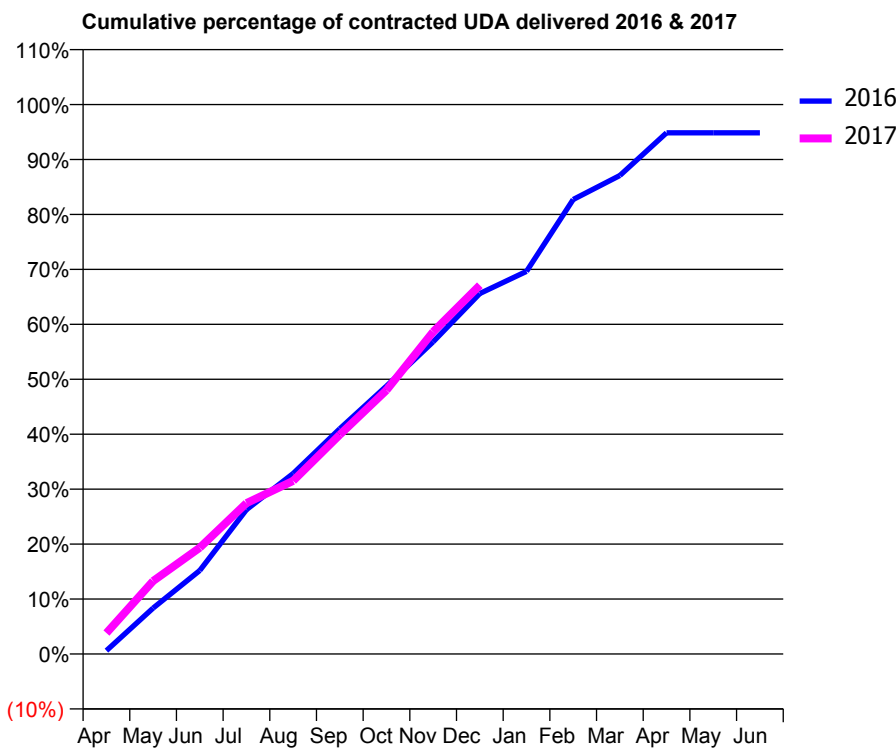
16/17 Contracted general activity (UDA)	4,414
Carry forward general activity (UDA)	0
16/17 Contracted orthodontic activity (UOA)	0
Carry forward orthodontic activity (UOA)	0
Baseline contract value	£111,772.73

ACCESS*

Patients seen in 24 months	Total	Change since previous quarter
Quarter ending December 2015	1,646	
Quarter ending March 2016	1,656	→
Quarter ending June 2016	1,648	→
Quarter ending September 2016	1,651	→
Quarter ending December 2016	1,632	↓
Variance since December 2015	(0.9%)	→



ACTIVITY



Month	Adjusted Scheduled Activity (UDA)	
	2016	2017
April	28	168
May	369	587
June	671	854
July	1,159	1,212
August	1,449	1,391
September	1,810	1,762
October	2,153	2,120
November	2,508	2,588
December	2,896	2,962
January	3,074	
February	3,651	
March	3,844	
April	4,187	
May	4,187	
June	4,187	

QUALITY

	Quantity	Base Number	Contract	AT	Region	England
% of FP17s for the same patient ID Re-attending within 3 months - Children	33	456	7.2%	11.4%	12.1%	12.4%
% of FP17s for the same patient ID Re-attending within 3 months - Adults	146	1,106	13.2%	14.8%	15.9%	16.6%
% of FP17s for the same patient ID Re-attending between 3 & 9 months - Children	160	456	35.1%	55.6%	58.6%	57.5%
% of FP17s for the same patient ID Re-attending between 3 & 9 months - Adults	409	1,106	37.0%	48.1%	51.5%	50.4%
% of FP17s for Band 1 Urgent Courses	95	1,411	6.7%	8.4%	8.0%	9.1%
% of FP17s Relating to Free Repair or Replacements	6	1,411	0.4%	0.7%	0.8%	0.8%
% of FP17s Relating to Continuations	16	1,411	1.1%	1.0%	1.2%	1.3%
% of Patients satisfied with the dentistry they have received	3	3	N/A	93.2%	92.8%	92.7%
% of Patients satisfied with the time they had to wait for an appointment	3	3	N/A	87.4%	89.2%	88.8%

* This is based on patients treated on this contract for their most recent course of treatment. Figures in italics indicate the base number of FP17s or Patient Questionnaire responses are less than 100. N/A is shown where the base number of responses is less than 10 during the period. % is calculated as Quantity/Base number*100

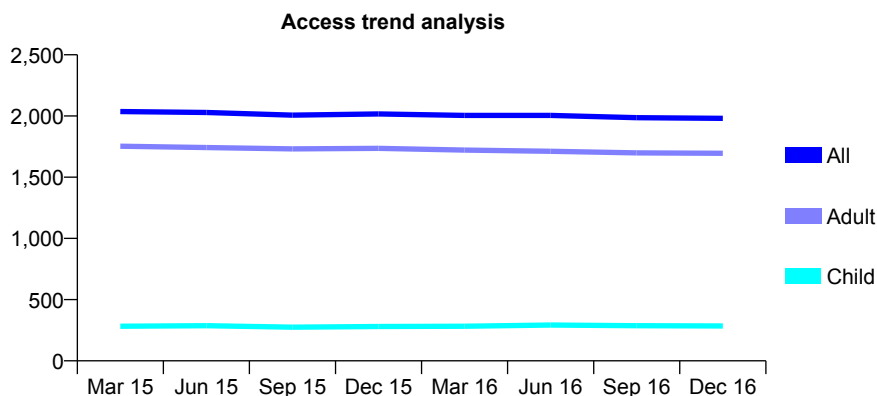
Q58 - Vital Signs At a Glance Contract Report for 935778/0001 - December 2016

Name or company name	MR M MOKHTARI
Contract type name	GDS Contract
Purpose of contract	General
Contract start date	01/04/2006
Contract end date	

16/17 Contracted general activity (UDA)	6,756
Carry forward general activity (UDA)	7
16/17 Contracted orthodontic activity (UOA)	0
Carry forward orthodontic activity (UOA)	0
Baseline contract value	£206,887.69

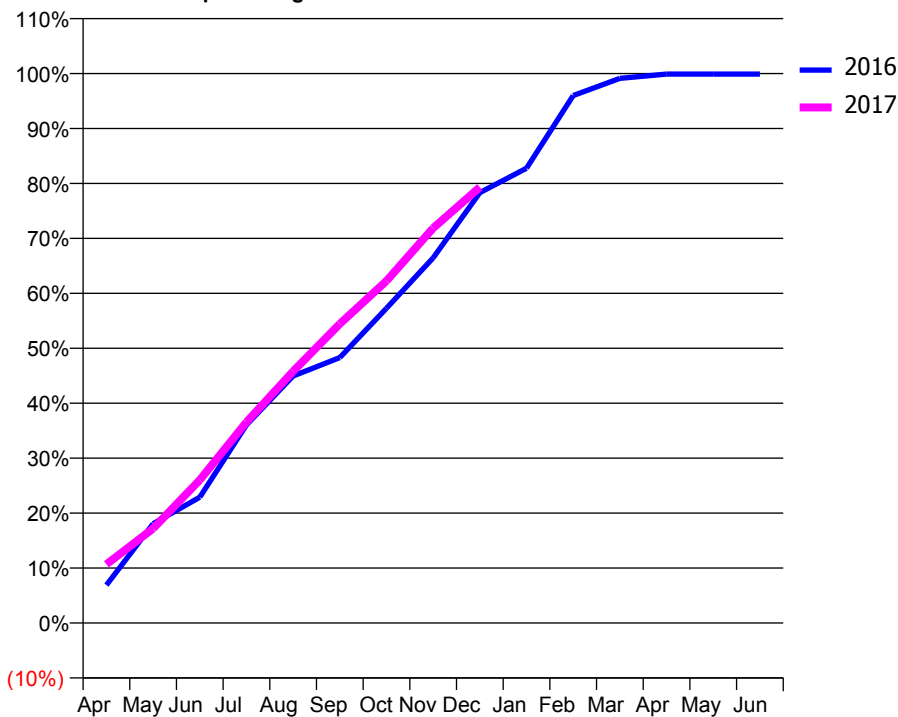
ACCESS*

Patients seen in 24 months	Total	Change since previous quarter
Quarter ending December 2015	2,017	
Quarter ending March 2016	2,005	→
Quarter ending June 2016	2,005	→
Quarter ending September 2016	1,986	→
Quarter ending December 2016	1,981	→
Variance since December 2015	(1.8%)	↓



ACTIVITY

Cumulative percentage of contracted UDA delivered 2016 & 2017



Month	Adjusted Scheduled Activity (UDA)	
	2016	2017
April	466	722
May	1,221	1,162
June	1,547	1,759
July	2,436	2,470
August	3,036	3,094
September	3,263	3,678
October	3,869	4,207
November	4,490	4,856
December	5,292	5,359
January	5,591	
February	6,485	
March	6,696	
April	6,748	
May	6,748	
June	6,748	

QUALITY

	Quantity	Base Number	Contract	AT	Region	England
% of FP17s for the same patient ID Re-attending within 3 months - Children	7	354	2.0%	11.4%	12.1%	12.4%
% of FP17s for the same patient ID Re-attending within 3 months - Adults	308	2,411	12.8%	14.8%	15.9%	16.6%
% of FP17s for the same patient ID Re-attending between 3 & 9 months - Children	259	354	73.2%	55.6%	58.6%	57.5%
% of FP17s for the same patient ID Re-attending between 3 & 9 months - Adults	1,691	2,411	70.1%	48.1%	51.5%	50.4%
% of FP17s for Band 1 Urgent Courses	10	2,747	0.4%	8.4%	8.0%	9.1%
% of FP17s Relating to Free Repair or Replacements	33	2,747	1.2%	0.7%	0.8%	0.8%
% of FP17s Relating to Continuations	28	2,747	1.0%	1.0%	1.2%	1.3%
% of Patients satisfied with the dentistry they have received	3	3	N/A	93.2%	92.8%	92.7%
% of Patients satisfied with the time they had to wait for an appointment	3	3	N/A	87.4%	89.2%	88.8%

* This is based on patients treated on this contract for their most recent course of treatment. Figures in italics indicate the base number of FP17s or Patient Questionnaire responses are less than 100. N/A is shown where the base number of responses is less than 10 during the period. % is calculated as Quantity/Base number*100

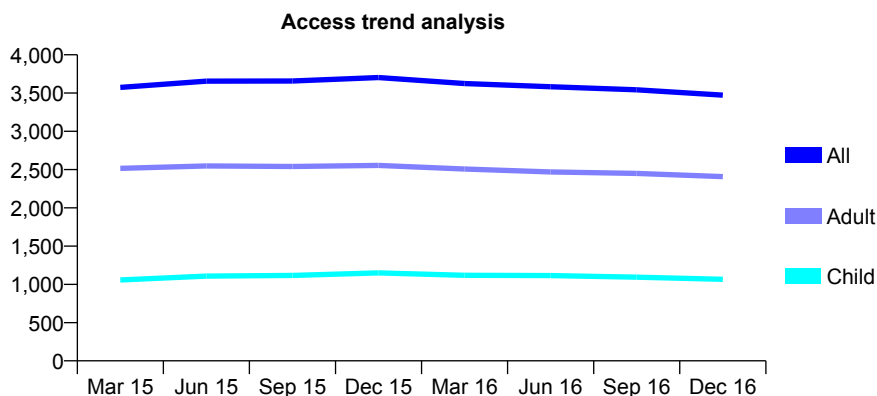
Q58 - Vital Signs At a Glance Contract Report for 939544/0001 - December 2016

Name or company name	MISS SS WADHWANI
Contract type name	GDS Contract
Purpose of contract	General
Contract start date	01/04/2006
Contract end date	

16/17 Contracted general activity (UDA)	7,512
Carry forward general activity (UDA)	-39
16/17 Contracted orthodontic activity (UOA)	0
Carry forward orthodontic activity (UOA)	0
Baseline contract value	£233,926.11

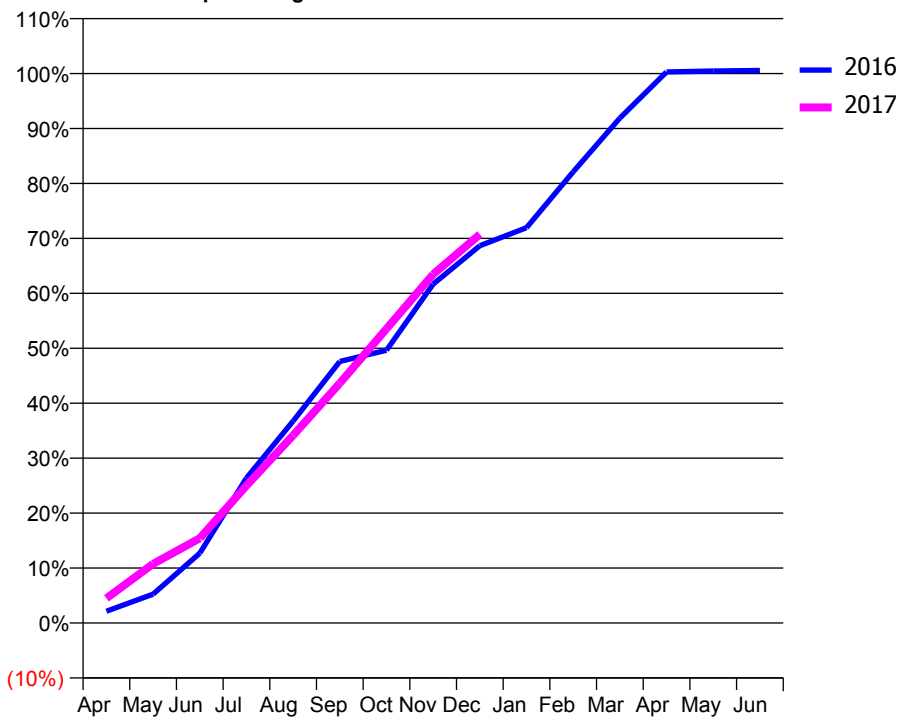
ACCESS*

Patients seen in 24 months	Total	Change since previous quarter
Quarter ending December 2015	3,703	
Quarter ending March 2016	3,625	↓
Quarter ending June 2016	3,583	↓
Quarter ending September 2016	3,542	↓
Quarter ending December 2016	3,473	↓
Variance since December 2015	(6.2%)	↓



ACTIVITY

Cumulative percentage of contracted UDA delivered 2016 & 2017



Month	Adjusted Scheduled Activity (UDA)	
	2016	2017
April	150	339
May	369	808
June	892	1,159
July	1,850	1,878
August	2,577	2,566
September	3,338	3,279
October	3,480	4,022
November	4,324	4,768
December	4,815	5,312
January	5,045	
February	5,757	
March	6,444	
April	7,032	
May	7,044	
June	7,051	

QUALITY

	Quantity	Base Number	Contract	AT	Region	England
% of FP17s for the same patient ID Re-attending within 3 months - Children	41	949	4.3%	11.4%	12.1%	12.4%
% of FP17s for the same patient ID Re-attending within 3 months - Adults	357	2,241	15.9%	14.8%	15.9%	16.6%
% of FP17s for the same patient ID Re-attending between 3 & 9 months - Children	370	949	39.0%	55.6%	58.6%	57.5%
% of FP17s for the same patient ID Re-attending between 3 & 9 months - Adults	712	2,241	31.8%	48.1%	51.5%	50.4%
% of FP17s for Band 1 Urgent Courses	267	2,536	10.5%	8.4%	8.0%	9.1%
% of FP17s Relating to Free Repair or Replacements	16	2,536	0.6%	0.7%	0.8%	0.8%
% of FP17s Relating to Continuations	60	2,536	2.4%	1.0%	1.2%	1.3%
% of Patients satisfied with the dentistry they have received	3	3	N/A	93.2%	92.8%	92.7%
% of Patients satisfied with the time they had to wait for an appointment	3	3	N/A	87.4%	89.2%	88.8%

* This is based on patients treated on this contract for their most recent course of treatment. Figures in italics indicate the base number of FP17s or Patient Questionnaire responses are less than 100. N/A is shown where the base number of responses is less than 10 during the period. % is calculated as Quantity/Base number*100

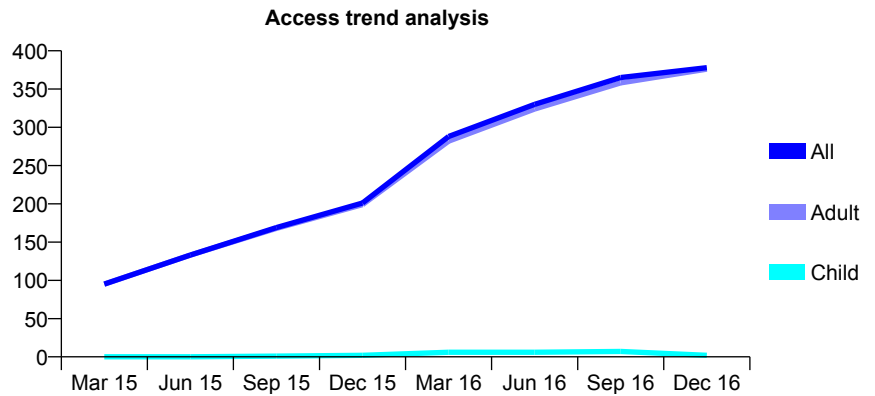
Q58 - Vital Signs At a Glance Contract Report for 939544/0002 - December 2016

Name or company name	MISS SS WADHWANI
Contract type name	PDS Contract
Purpose of contract	General
Contract start date	01/09/2014
Contract end date	31/08/2017

16/17 Contracted general activity (UDA)	856
Carry forward general activity (UDA)	0
16/17 Contracted orthodontic activity (UOA)	0
Carry forward orthodontic activity (UOA)	0
Baseline contract value	£49,201.07

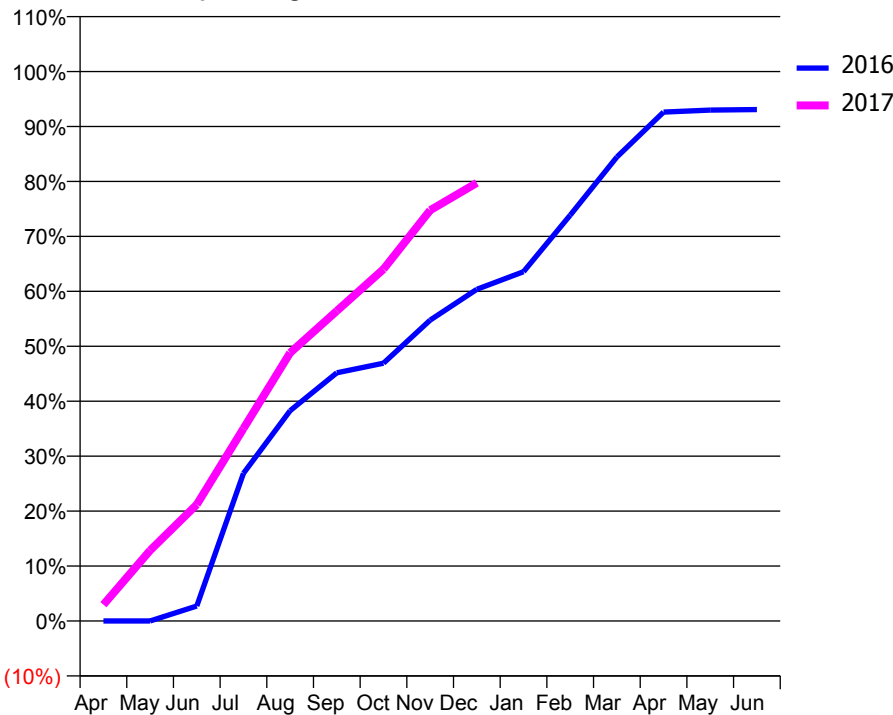
ACCESS*

Patients seen in 24 months	Total	Change since previous quarter
Quarter ending December 2015	201	
Quarter ending March 2016	288	↑
Quarter ending June 2016	330	↑
Quarter ending September 2016	365	↑
Quarter ending December 2016	378	↑
Variance since December 2015	88.1%	↑



ACTIVITY

Cumulative percentage of contracted UDA delivered 2016 & 2017



Month	Adjusted Scheduled Activity (UDA)	
	2016	2017
April	0	25
May	0	110
June	23	181
July	230	300
August	328	418
September	387	483
October	402	548
November	469	640
December	517	682
January	544	
February	632	
March	723	
April	793	
May	796	
June	797	

QUALITY

	Quantity	Base Number	Contract	AT	Region	England
% of FP17s for the same patient ID Re-attending within 3 months - Children	0	5	0.0%	11.4%	12.1%	12.4%
% of FP17s for the same patient ID Re-attending within 3 months - Adults	30	320	9.4%	14.8%	15.9%	16.6%
% of FP17s for the same patient ID Re-attending between 3 & 9 months - Children	0	5	0.0%	55.6%	58.6%	57.5%
% of FP17s for the same patient ID Re-attending between 3 & 9 months - Adults	72	320	22.5%	48.1%	51.5%	50.4%
% of FP17s for Band 1 Urgent Courses	52	289	18.0%	8.4%	8.0%	9.1%
% of FP17s Relating to Free Repair or Replacements	0	289	0.0%	0.7%	0.8%	0.8%
% of FP17s Relating to Continuations	1	289	0.3%	1.0%	1.2%	1.3%
% of Patients satisfied with the dentistry they have received	0	1	N/A	93.2%	92.8%	92.7%
% of Patients satisfied with the time they had to wait for an appointment	0	1	N/A	87.4%	89.2%	88.8%

* This is based on patients treated on this contract for their most recent course of treatment. Figures in italics indicate the base number of FP17s or Patient Questionnaire responses are less than 100. N/A is shown where the base number of responses is less than 10 during the period. % is calculated as Quantity/Base number*100

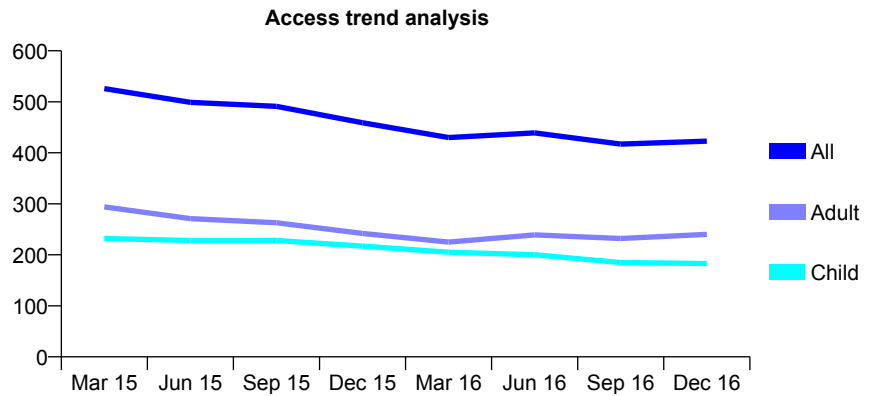
Q58 - Vital Signs At a Glance Contract Report for 940984/0001 - December 2016

Name or company name	MR NL SLACK
Contract type name	GDS Contract
Purpose of contract	General
Contract start date	01/04/2006
Contract end date	

16/17 Contracted general activity (UDA)	1,326
Carry forward general activity (UDA)	21
16/17 Contracted orthodontic activity (UOA)	0
Carry forward orthodontic activity (UOA)	0
Baseline contract value	£37,868.23

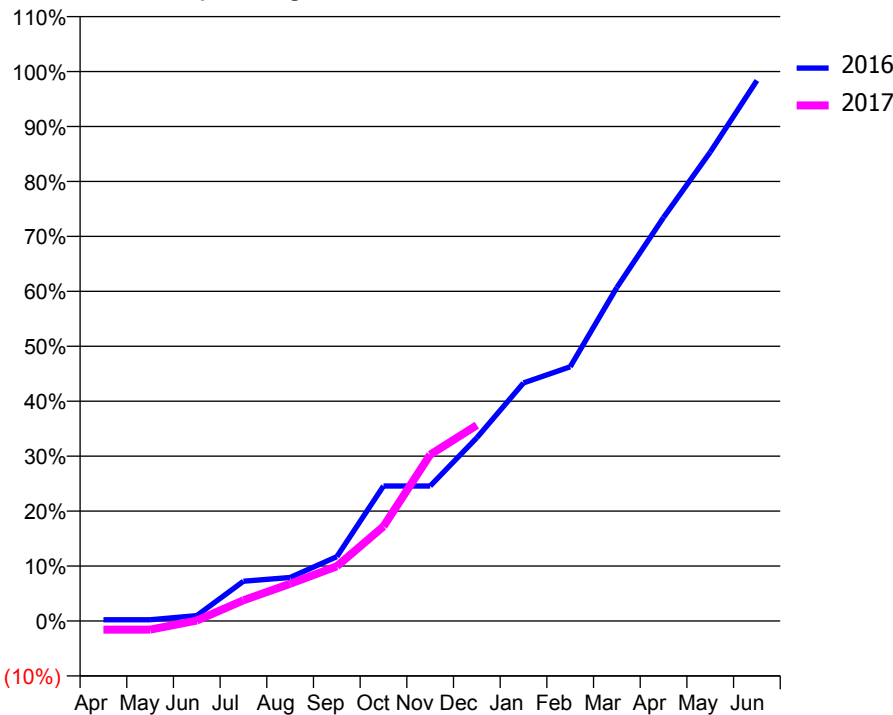
ACCESS*

Patients seen in 24 months	Total	Change since previous quarter
Quarter ending December 2015	459	
Quarter ending March 2016	430	↓
Quarter ending June 2016	439	↑
Quarter ending September 2016	417	↓
Quarter ending December 2016	423	→
Variance since December 2015	(7.8%)	↓



ACTIVITY

Cumulative percentage of contracted UDA delivered 2016 & 2017



Month	Adjusted Scheduled Activity (UDA)	
	2016	2017
April	3	-21
May	3	-21
June	13	1
July	96	50
August	105	90
September	155	132
October	326	228
November	326	401
December	442	472
January	574	
February	613	
March	805	
April	974	
May	1,131	
June	1,304	

QUALITY

	Quantity	Base Number	Contract	AT	Region	England
% of FP17s for the same patient ID Re-attending within 3 months - Children	9	245	3.7%	11.4%	12.1%	12.4%
% of FP17s for the same patient ID Re-attending within 3 months - Adults	15	197	7.6%	14.8%	15.9%	16.6%
% of FP17s for the same patient ID Re-attending between 3 & 9 months - Children	187	245	76.3%	55.6%	58.6%	57.5%
% of FP17s for the same patient ID Re-attending between 3 & 9 months - Adults	84	197	42.6%	48.1%	51.5%	50.4%
% of FP17s for Band 1 Urgent Courses	6	283	2.1%	8.4%	8.0%	9.1%
% of FP17s Relating to Free Repair or Replacements	0	283	0.0%	0.7%	0.8%	0.8%
% of FP17s Relating to Continuations	0	283	0.0%	1.0%	1.2%	1.3%
% of Patients satisfied with the dentistry they have received	0	0	N/A	93.2%	92.8%	92.7%
% of Patients satisfied with the time they had to wait for an appointment	0	0	N/A	87.4%	89.2%	88.8%

* This is based on patients treated on this contract for their most recent course of treatment. Figures in italics indicate the base number of FP17s or Patient Questionnaire responses are less than 100. N/A is shown where the base number of responses is less than 10 during the period. % is calculated as Quantity/Base number*100

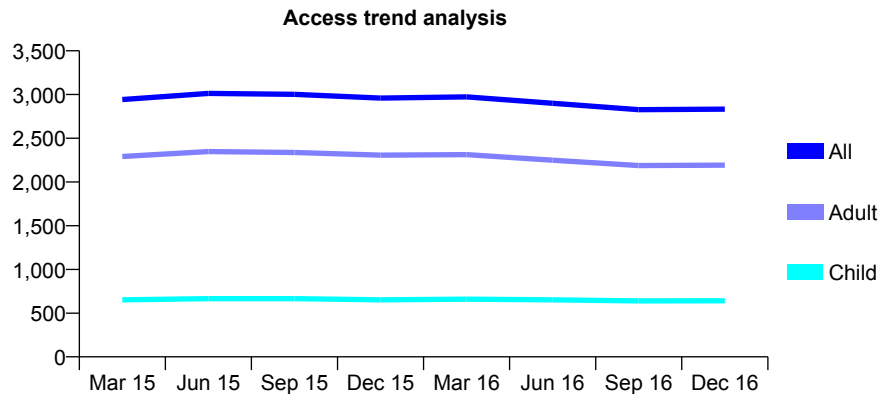
Q58 - Vital Signs At a Glance Contract Report for 941034/0001 - December 2016

Name or company name	MR AM BHIMANI
Contract type name	GDS Contract
Purpose of contract	General
Contract start date	12/08/2013
Contract end date	

16/17 Contracted general activity (UDA)	10,085
Carry forward general activity (UDA)	277
16/17 Contracted orthodontic activity (UOA)	0
Carry forward orthodontic activity (UOA)	0
Baseline contract value	£254,742.26

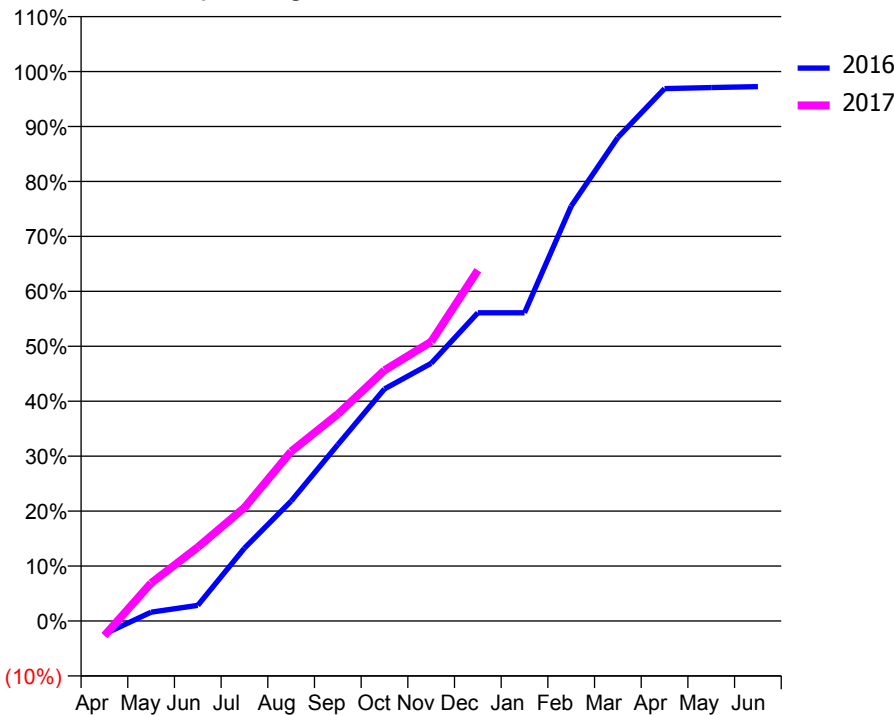
ACCESS*

Patients seen in 24 months	Total	Change since previous quarter
Quarter ending December 2015	2,959	
Quarter ending March 2016	2,973	→
Quarter ending June 2016	2,900	↓
Quarter ending September 2016	2,827	↓
Quarter ending December 2016	2,833	→
Variance since December 2015	(4.3%)	↓



ACTIVITY

Cumulative percentage of contracted UDA delivered 2016 & 2017



Month	Adjusted Scheduled Activity (UDA)	
	2016	2017
April	-240	-271
May	164	696
June	287	1,355
July	1,337	2,082
August	2,202	3,111
September	3,237	3,798
October	4,261	4,603
November	4,730	5,127
December	5,656	6,437
January	5,656	
February	7,615	
March	8,875	
April	9,771	
May	9,791	
June	9,808	

QUALITY

	Quantity	Base Number	Contract	AT	Region	England
% of FP17s for the same patient ID Re-attending within 3 months - Children	53	590	9.0%	11.4%	12.1%	12.4%
% of FP17s for the same patient ID Re-attending within 3 months - Adults	340	2,016	16.9%	14.8%	15.9%	16.6%
% of FP17s for the same patient ID Re-attending between 3 & 9 months - Children	151	590	25.6%	55.6%	58.6%	57.5%
% of FP17s for the same patient ID Re-attending between 3 & 9 months - Adults	638	2,016	31.6%	48.1%	51.5%	50.4%
% of FP17s for Band 1 Urgent Courses	271	2,393	11.3%	8.4%	8.0%	9.1%
% of FP17s Relating to Free Repair or Replacements	48	2,393	2.0%	0.7%	0.8%	0.8%
% of FP17s Relating to Continuations	20	2,393	0.8%	1.0%	1.2%	1.3%
% of Patients satisfied with the dentistry they have received	7	8	N/A	93.2%	92.8%	92.7%
% of Patients satisfied with the time they had to wait for an appointment	8	8	N/A	87.4%	89.2%	88.8%

* This is based on patients treated on this contract for their most recent course of treatment. Figures in italics indicate the base number of FP17s or Patient Questionnaire responses are less than 100. N/A is shown where the base number of responses is less than 10 during the period. % is calculated as Quantity/Base number*100

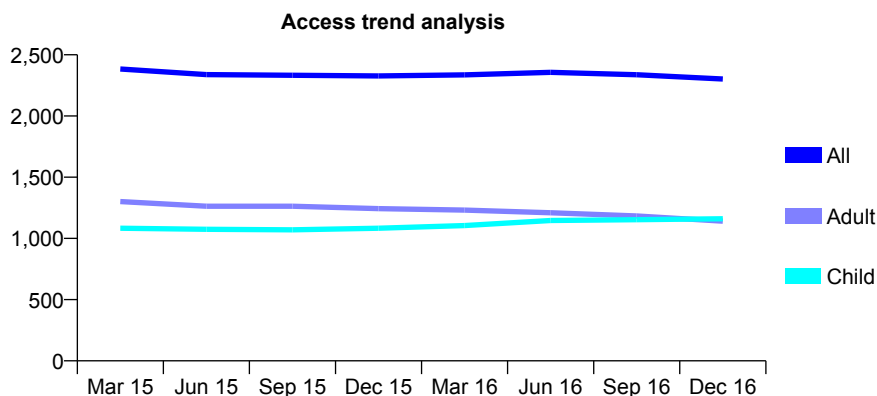
Q58 - Vital Signs At a Glance Contract Report for 943959/0001 - December 2016

Name or company name	MR K THANKI
Contract type name	GDS Contract
Purpose of contract	General
Contract start date	01/04/2006
Contract end date	

16/17 Contracted general activity (UDA)	10,870
Carry forward general activity (UDA)	-13
16/17 Contracted orthodontic activity (UOA)	0
Carry forward orthodontic activity (UOA)	0
Baseline contract value	£353,904.04

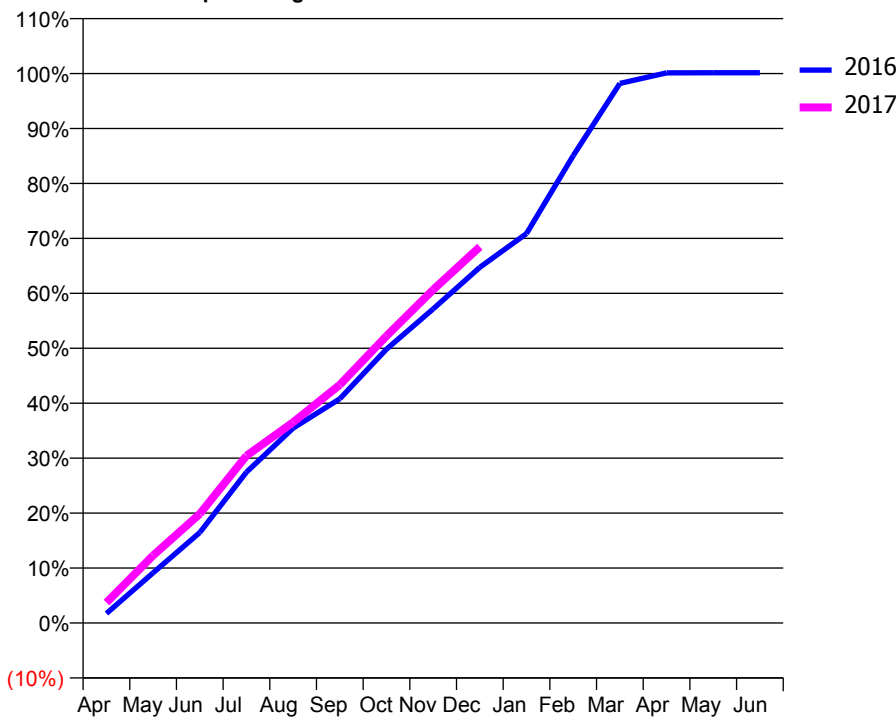
ACCESS*

Patients seen in 24 months	Total	Change since previous quarter
Quarter ending December 2015	2,327	
Quarter ending March 2016	2,336	→
Quarter ending June 2016	2,357	→
Quarter ending September 2016	2,337	→
Quarter ending December 2016	2,302	↓
Variance since December 2015	(1.1%)	↓



ACTIVITY

Cumulative percentage of contracted UDA delivered 2016 & 2017



Month	Adjusted Scheduled Activity (UDA)	
	2016	2017
April	188	404
May	994	1,336
June	1,791	2,159
July	2,985	3,309
August	3,856	3,971
September	4,436	4,713
October	5,418	5,677
November	6,214	6,594
December	7,036	7,443
January	7,703	
February	9,245	
March	10,674	
April	10,883	
May	10,884	
June	10,884	

QUALITY

	Quantity	Base Number	Contract	AT	Region	England
% of FP17s for the same patient ID Re-attending within 3 months - Children	91	1,336	6.8%	11.4%	12.1%	12.4%
% of FP17s for the same patient ID Re-attending within 3 months - Adults	179	1,127	15.9%	14.8%	15.9%	16.6%
% of FP17s for the same patient ID Re-attending between 3 & 9 months - Children	811	1,336	60.7%	55.6%	58.6%	57.5%
% of FP17s for the same patient ID Re-attending between 3 & 9 months - Adults	707	1,127	62.7%	48.1%	51.5%	50.4%
% of FP17s for Band 1 Urgent Courses	78	2,432	3.2%	8.4%	8.0%	9.1%
% of FP17s Relating to Free Repair or Replacements	3	2,432	0.1%	0.7%	0.8%	0.8%
% of FP17s Relating to Continuations	6	2,432	0.2%	1.0%	1.2%	1.3%
% of Patients satisfied with the dentistry they have received	1	1	N/A	93.2%	92.8%	92.7%
% of Patients satisfied with the time they had to wait for an appointment	1	1	N/A	87.4%	89.2%	88.8%

* This is based on patients treated on this contract for their most recent course of treatment. Figures in italics indicate the base number of FP17s or Patient Questionnaire responses are less than 100. N/A is shown where the base number of responses is less than 10 during the period. % is calculated as Quantity/Base number*100

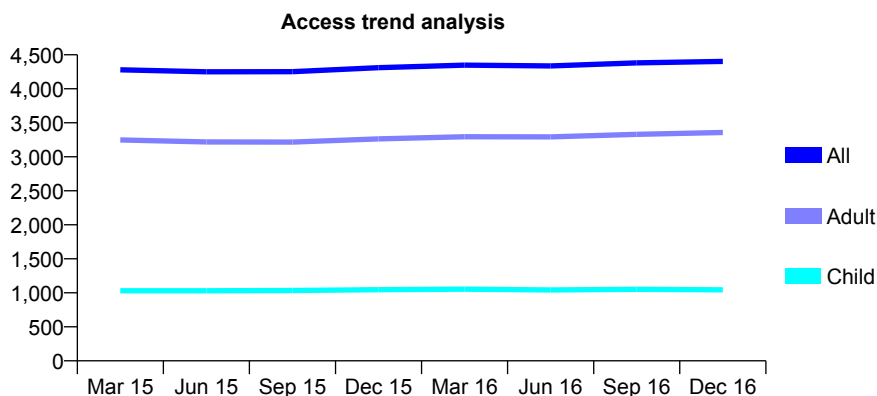
Q58 - Vital Signs At a Glance Contract Report for 946656/0002 - December 2016

Name or company name	MR GS LIDDER
Contract type name	GDS Contract
Purpose of contract	General
Contract start date	22/12/2007
Contract end date	

16/17 Contracted general activity (UDA)	10,493
Carry forward general activity (UDA)	0
16/17 Contracted orthodontic activity (UOA)	0
Carry forward orthodontic activity (UOA)	0
Baseline contract value	£358,969.20

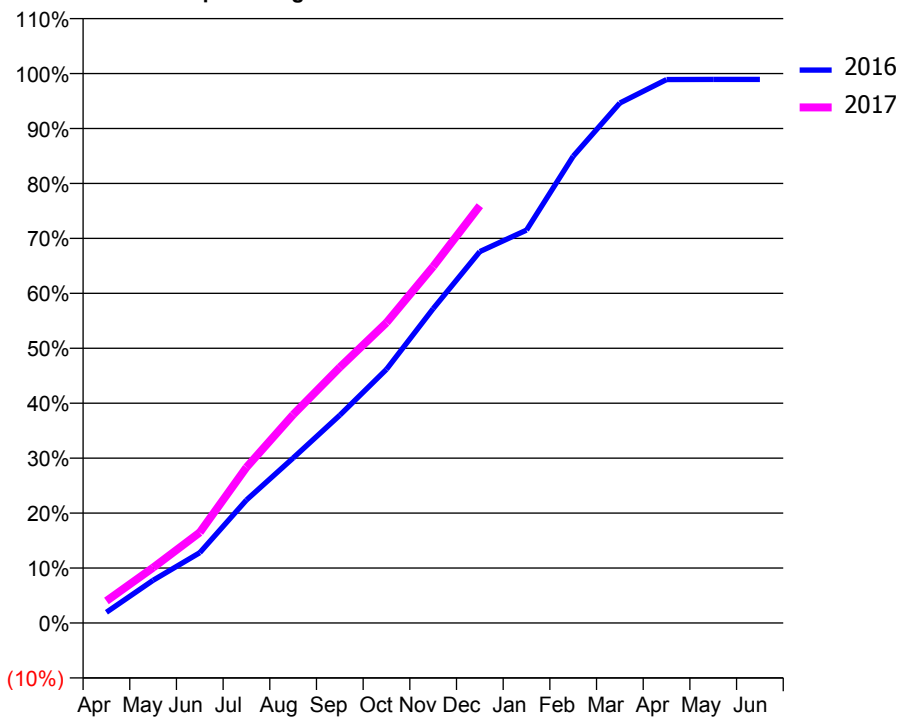
ACCESS*

Patients seen in 24 months	Total	Change since previous quarter
Quarter ending December 2015	4,311	
Quarter ending March 2016	4,349	→
Quarter ending June 2016	4,336	→
Quarter ending September 2016	4,381	→
Quarter ending December 2016	4,402	→
Variance since December 2015	2.1%	↑



ACTIVITY

Cumulative percentage of contracted UDA delivered 2016 & 2017



Month	Adjusted Scheduled Activity (UDA)	
	2016	2017
April	205	422
May	816	1,059
June	1,342	1,731
July	2,349	2,973
August	3,152	3,980
September	3,969	4,882
October	4,845	5,736
November	6,002	6,808
December	7,092	7,970
January	7,502	
February	8,913	
March	9,929	
April	10,376	
May	10,379	
June	10,380	

QUALITY

	Quantity	Base Number	Contract	AT	Region	England
% of FP17s for the same patient ID Re-attending within 3 months - Children	86	1,107	7.8%	11.4%	12.1%	12.4%
% of FP17s for the same patient ID Re-attending within 3 months - Adults	506	3,251	15.6%	14.8%	15.9%	16.6%
% of FP17s for the same patient ID Re-attending between 3 & 9 months - Children	574	1,107	51.9%	55.6%	58.6%	57.5%
% of FP17s for the same patient ID Re-attending between 3 & 9 months - Adults	1,668	3,251	51.3%	48.1%	51.5%	50.4%
% of FP17s for Band 1 Urgent Courses	348	3,748	9.3%	8.4%	8.0%	9.1%
% of FP17s Relating to Free Repair or Replacements	40	3,748	1.1%	0.7%	0.8%	0.8%
% of FP17s Relating to Continuations	35	3,748	0.9%	1.0%	1.2%	1.3%
% of Patients satisfied with the dentistry they have received	5	5	N/A	93.2%	92.8%	92.7%
% of Patients satisfied with the time they had to wait for an appointment	5	5	N/A	87.4%	89.2%	88.8%

* This is based on patients treated on this contract for their most recent course of treatment. Figures in italics indicate the base number of FP17s or Patient Questionnaire responses are less than 100. N/A is shown where the base number of responses is less than 10 during the period. % is calculated as Quantity/Base number*100

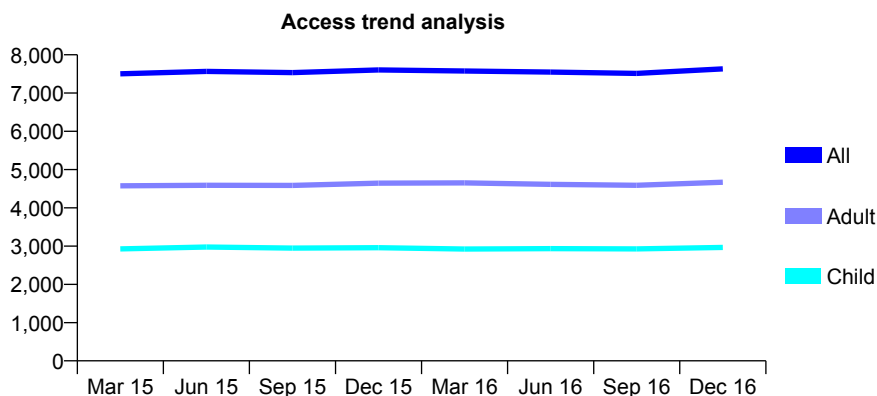
Q58 - Vital Signs At a Glance Contract Report for 946931/0001 - December 2016

Name or company name	All Smiles Dental Care
Contract type name	GDS Contract
Purpose of contract	General
Contract start date	01/04/2006
Contract end date	

16/17 Contracted general activity (UDA)	15,649
Carry forward general activity (UDA)	-312
16/17 Contracted orthodontic activity (UOA)	0
Carry forward orthodontic activity (UOA)	0
Baseline contract value	£416,497.38

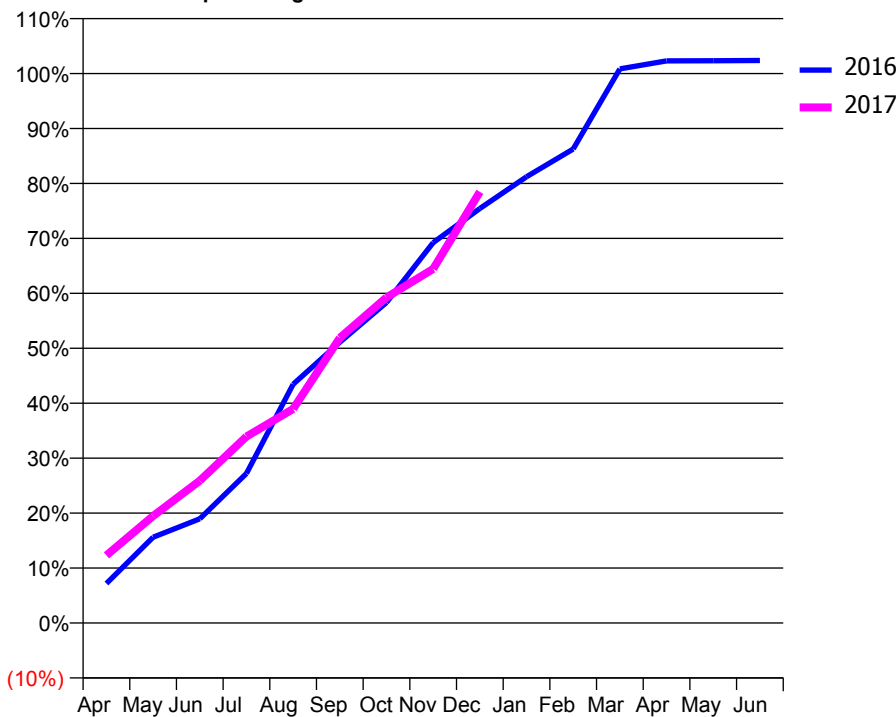
ACCESS*

Patients seen in 24 months	Total	Change since previous quarter
Quarter ending December 2015	7,605	
Quarter ending March 2016	7,575	→
Quarter ending June 2016	7,548	→
Quarter ending September 2016	7,515	→
Quarter ending December 2016	7,633	→
Variance since December 2015	0.4%	→



ACTIVITY

Cumulative percentage of contracted UDA delivered 2016 & 2017



Month	Adjusted Scheduled Activity (UDA)	
	2016	2017
April	1,124	1,928
May	2,443	3,047
June	2,969	4,054
July	4,257	5,312
August	6,798	6,099
September	7,996	8,119
October	9,129	9,273
November	10,831	10,083
December	11,804	12,280
January	12,707	
February	13,500	
March	15,779	
April	16,007	
May	16,013	
June	16,019	

QUALITY

	Quantity	Base Number	Contract	AT	Region	England
% of FP17s for the same patient ID Re-attending within 3 months - Children	190	3,514	5.4%	11.4%	12.1%	12.4%
% of FP17s for the same patient ID Re-attending within 3 months - Adults	497	4,819	10.3%	14.8%	15.9%	16.6%
% of FP17s for the same patient ID Re-attending between 3 & 9 months - Children	2,209	3,514	62.9%	55.6%	58.6%	57.5%
% of FP17s for the same patient ID Re-attending between 3 & 9 months - Adults	2,705	4,819	56.1%	48.1%	51.5%	50.4%
% of FP17s for Band 1 Urgent Courses	503	8,180	6.1%	8.4%	8.0%	9.1%
% of FP17s Relating to Free Repair or Replacements	5	8,180	0.1%	0.7%	0.8%	0.8%
% of FP17s Relating to Continuations	36	8,180	0.4%	1.0%	1.2%	1.3%
% of Patients satisfied with the dentistry they have received	8	8	N/A	93.2%	92.8%	92.7%
% of Patients satisfied with the time they had to wait for an appointment	4	8	N/A	87.4%	89.2%	88.8%

* This is based on patients treated on this contract for their most recent course of treatment. Figures in italics indicate the base number of FP17s or Patient Questionnaire responses are less than 100. N/A is shown where the base number of responses is less than 10 during the period. % is calculated as Quantity/Base number*100

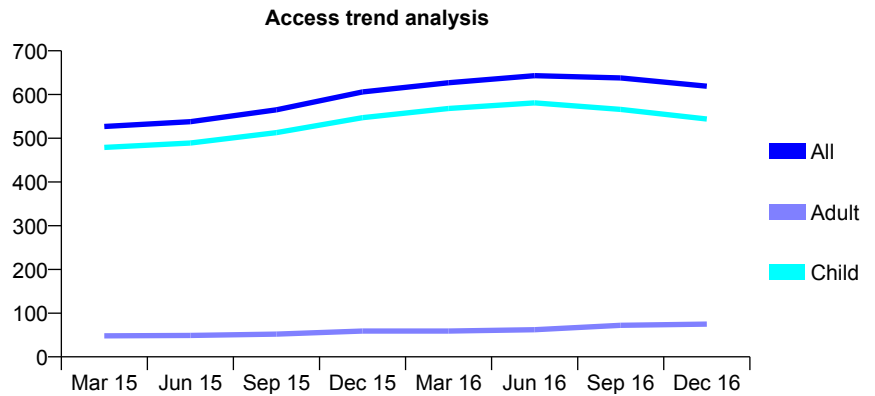
Q58 - Vital Signs At a Glance Contract Report for 951056/0001 - December 2016

Name or company name	MRS AW JESSOP
Contract type name	GDS Contract
Purpose of contract	General
Contract start date	01/04/2006
Contract end date	

16/17 Contracted general activity (UDA)	980
Carry forward general activity (UDA)	19
16/17 Contracted orthodontic activity (UOA)	0
Carry forward orthodontic activity (UOA)	0
Baseline contract value	£24,964.06

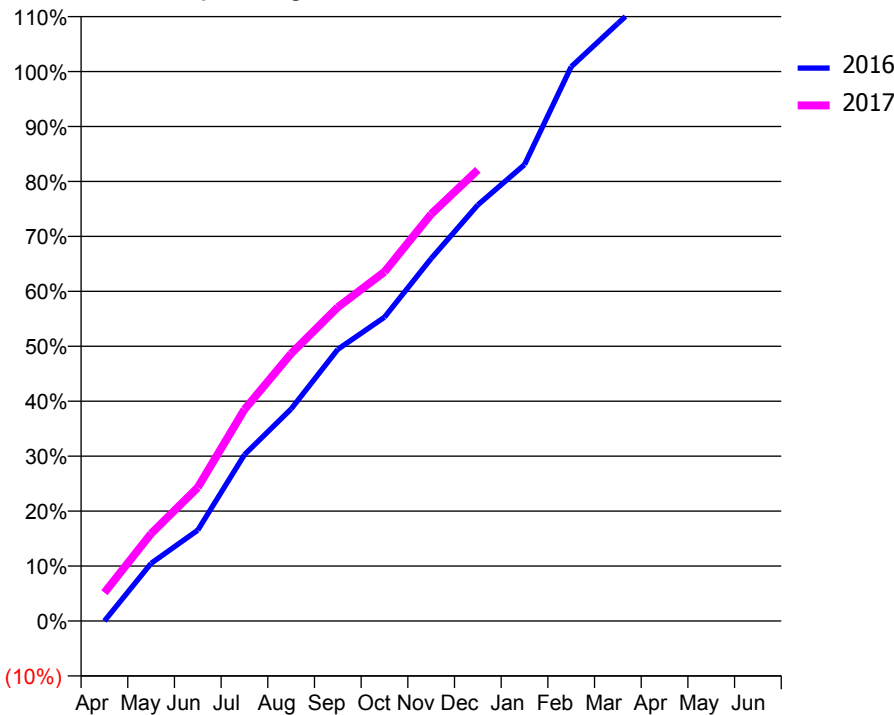
ACCESS*

Patients seen in 24 months	Total	Change since previous quarter
Quarter ending December 2015	606	
Quarter ending March 2016	627	↑
Quarter ending June 2016	643	↑
Quarter ending September 2016	638	→
Quarter ending December 2016	619	↓
Variance since December 2015	2.1%	↑



ACTIVITY

Cumulative percentage of contracted UDA delivered 2016 & 2017



Month	Adjusted Scheduled Activity (UDA)	
	2016	2017
April	0	51
May	103	156
June	162	238
July	297	377
August	378	477
September	485	560
October	542	623
November	646	726
December	742	805
January	814	
February	989	
March	1,066	
April	1,141	
May	1,141	
June	1,141	

QUALITY

	Quantity	Base Number	Contract	AT	Region	England
% of FP17s for the same patient ID Re-attending within 3 months - Children	42	667	6.3%	11.4%	12.1%	12.4%
% of FP17s for the same patient ID Re-attending within 3 months - Adults	0	0	N/A	14.8%	15.9%	16.6%
% of FP17s for the same patient ID Re-attending between 3 & 9 months - Children	387	667	58.0%	55.6%	58.6%	57.5%
% of FP17s for the same patient ID Re-attending between 3 & 9 months - Adults	0	0	N/A	48.1%	51.5%	50.4%
% of FP17s for Band 1 Urgent Courses	33	610	5.4%	8.4%	8.0%	9.1%
% of FP17s Relating to Free Repair or Replacements	0	610	0.0%	0.7%	0.8%	0.8%
% of FP17s Relating to Continuations	6	610	1.0%	1.0%	1.2%	1.3%
% of Patients satisfied with the dentistry they have received	0	0	N/A	93.2%	92.8%	92.7%
% of Patients satisfied with the time they had to wait for an appointment	0	0	N/A	87.4%	89.2%	88.8%

* This is based on patients treated on this contract for their most recent course of treatment. Figures in italics indicate the base number of FP17s or Patient Questionnaire responses are less than 100. N/A is shown where the base number of responses is less than 10 during the period. % is calculated as Quantity/Base number*100

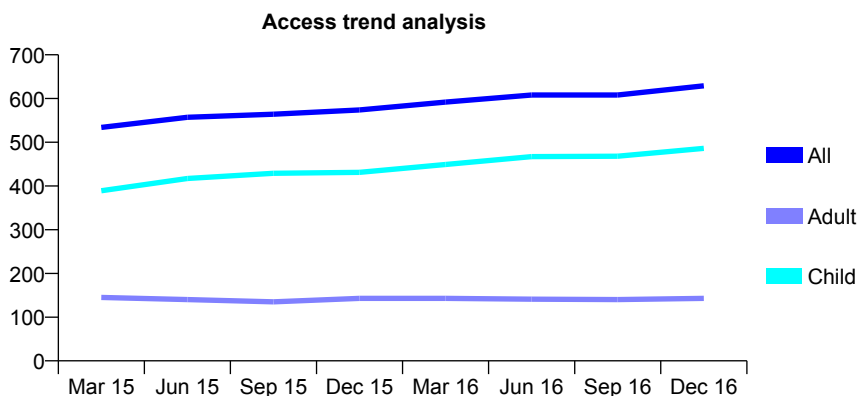
Q58 - Vital Signs At a Glance Contract Report for 952451/0001 - December 2016

Name or company name	MISS D GANGULI
Contract type name	GDS Contract
Purpose of contract	General
Contract start date	01/12/2010
Contract end date	

16/17 Contracted general activity (UDA)	1,146
Carry forward general activity (UDA)	-21
16/17 Contracted orthodontic activity (UOA)	0
Carry forward orthodontic activity (UOA)	0
Baseline contract value	£31,516.56

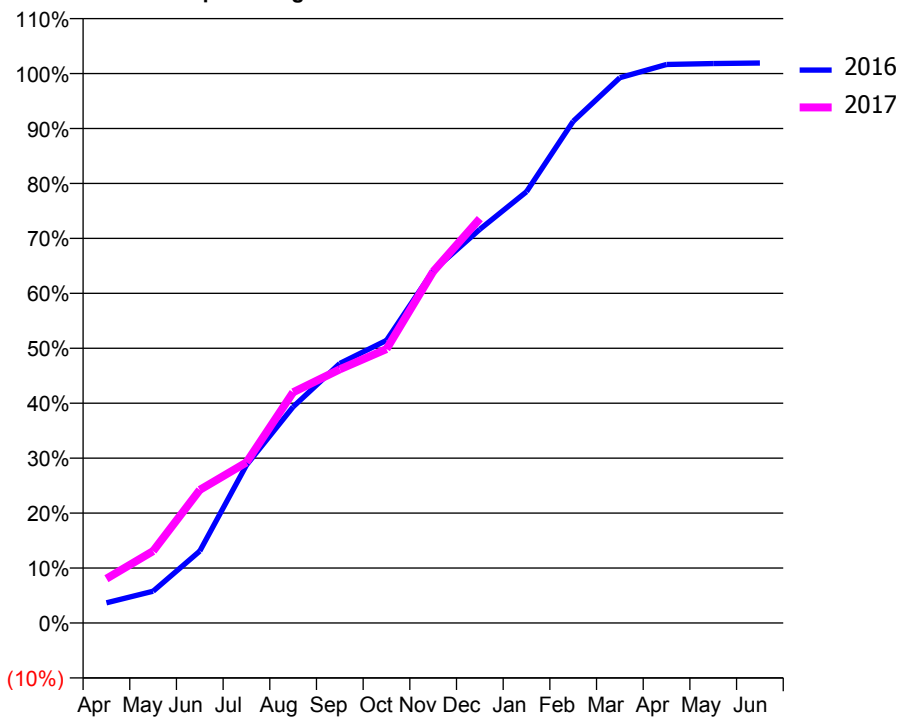
ACCESS*

Patients seen in 24 months	Total	Change since previous quarter
Quarter ending December 2015	574	
Quarter ending March 2016	592	↑
Quarter ending June 2016	608	↑
Quarter ending September 2016	608	→
Quarter ending December 2016	629	↑
Variance since December 2015	9.6%	↑



ACTIVITY

Cumulative percentage of contracted UDA delivered 2016 & 2017



Month	Adjusted Scheduled Activity (UDA)	
	2016	2017
April	42	93
May	66	150
June	150	278
July	329	335
August	451	481
September	541	529
October	589	571
November	735	733
December	821	843
January	900	
February	1,046	
March	1,137	
April	1,165	
May	1,167	
June	1,168	

QUALITY

	Quantity	Base Number	Contract	AT	Region	England
% of FP17s for the same patient ID Re-attending within 3 months - Children	31	482	6.4%	11.4%	12.1%	12.4%
% of FP17s for the same patient ID Re-attending within 3 months - Adults	18	82	22.0%	14.8%	15.9%	16.6%
% of FP17s for the same patient ID Re-attending between 3 & 9 months - Children	256	482	53.1%	55.6%	58.6%	57.5%
% of FP17s for the same patient ID Re-attending between 3 & 9 months - Adults	35	82	42.7%	48.1%	51.5%	50.4%
% of FP17s for Band 1 Urgent Courses	21	522	4.0%	8.4%	8.0%	9.1%
% of FP17s Relating to Free Repair or Replacements	1	522	0.2%	0.7%	0.8%	0.8%
% of FP17s Relating to Continuations	0	522	0.0%	1.0%	1.2%	1.3%
% of Patients satisfied with the dentistry they have received	0	0	N/A	93.2%	92.8%	92.7%
% of Patients satisfied with the time they had to wait for an appointment	0	0	N/A	87.4%	89.2%	88.8%

* This is based on patients treated on this contract for their most recent course of treatment. Figures in italics indicate the base number of FP17s or Patient Questionnaire responses are less than 100. N/A is shown where the base number of responses is less than 10 during the period. % is calculated as Quantity/Base number*100

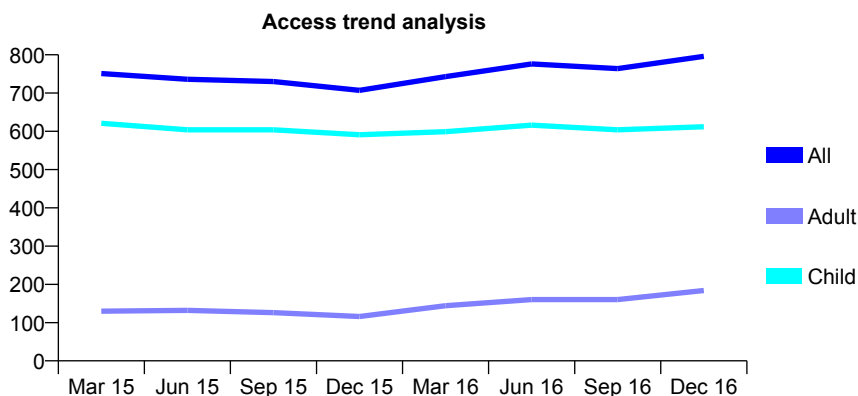
Q58 - Vital Signs At a Glance Contract Report for 960845/0001 - December 2016

Name or company name	MR K SAEED
Contract type name	GDS Contract
Purpose of contract	General
Contract start date	05/02/2008
Contract end date	

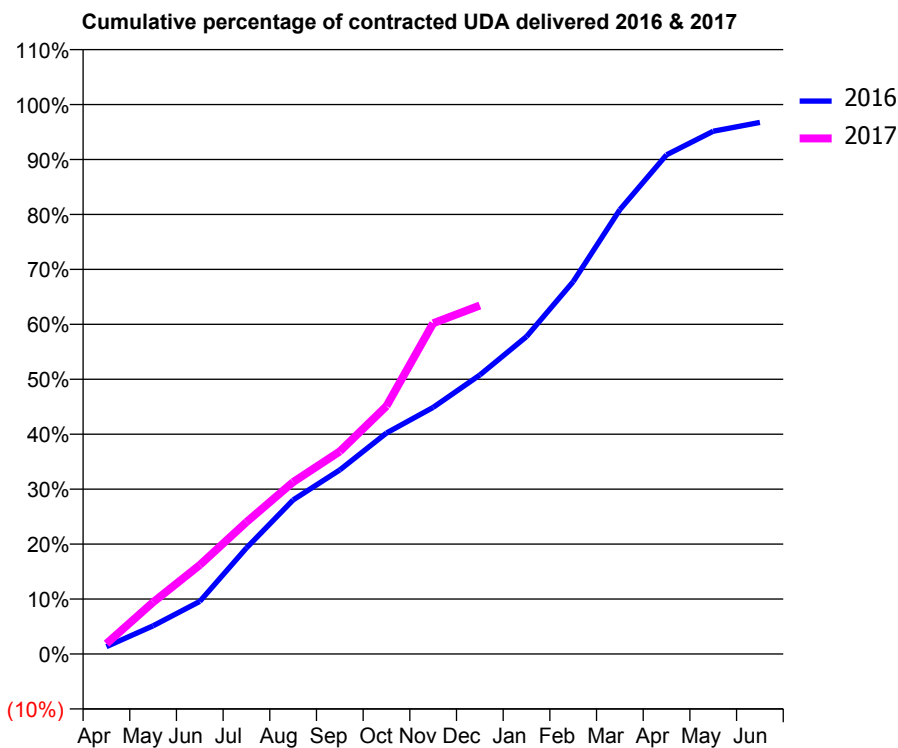
16/17 Contracted general activity (UDA)	1,938
Carry forward general activity (UDA)	63
16/17 Contracted orthodontic activity (UOA)	0
Carry forward orthodontic activity (UOA)	0
Baseline contract value	£41,927.52

ACCESS*

Patients seen in 24 months	Total	Change since previous quarter
Quarter ending December 2015	707	
Quarter ending March 2016	743	↑
Quarter ending June 2016	776	↑
Quarter ending September 2016	764	↓
Quarter ending December 2016	796	↑
Variance since December 2015	12.6%	↑



ACTIVITY



Month	Adjusted Scheduled Activity (UDA)	
	2016	2017
April	26	37
May	99	183
June	186	314
July	374	465
August	543	607
September	649	715
October	779	875
November	870	1,167
December	984	1,229
January	1,120	
February	1,313	
March	1,567	
April	1,761	
May	1,844	
June	1,875	

QUALITY

	Quantity	Base Number	Contract	AT	Region	England
% of FP17s for the same patient ID Re-attending within 3 months - Children	55	643	8.6%	11.4%	12.1%	12.4%
% of FP17s for the same patient ID Re-attending within 3 months - Adults	14	149	9.4%	14.8%	15.9%	16.6%
% of FP17s for the same patient ID Re-attending between 3 & 9 months - Children	357	643	55.5%	55.6%	58.6%	57.5%
% of FP17s for the same patient ID Re-attending between 3 & 9 months - Adults	58	149	38.9%	48.1%	51.5%	50.4%
% of FP17s for Band 1 Urgent Courses	30	680	4.4%	8.4%	8.0%	9.1%
% of FP17s Relating to Free Repair or Replacements	0	680	0.0%	0.7%	0.8%	0.8%
% of FP17s Relating to Continuations	0	680	0.0%	1.0%	1.2%	1.3%
% of Patients satisfied with the dentistry they have received	1	1	N/A	93.2%	92.8%	92.7%
% of Patients satisfied with the time they had to wait for an appointment	1	1	N/A	87.4%	89.2%	88.8%

* This is based on patients treated on this contract for their most recent course of treatment. Figures in italics indicate the base number of FP17s or Patient Questionnaire responses are less than 100. N/A is shown where the base number of responses is less than 10 during the period. % is calculated as Quantity/Base number*100

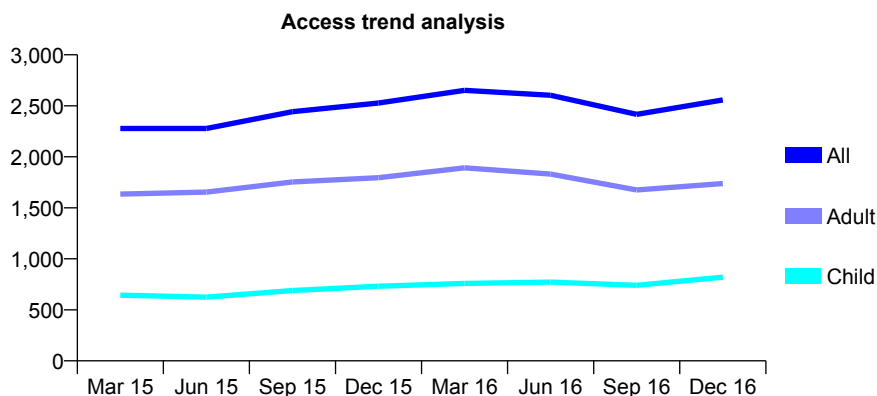
Q58 - Vital Signs At a Glance Contract Report for 963577/0001 - December 2016

Name or company name	MR VB SHAH
Contract type name	GDS Contract
Purpose of contract	General
Contract start date	01/05/2011
Contract end date	

16/17 Contracted general activity (UDA)	8,207
Carry forward general activity (UDA)	-164
16/17 Contracted orthodontic activity (UOA)	0
Carry forward orthodontic activity (UOA)	0
Baseline contract value	£203,171.10

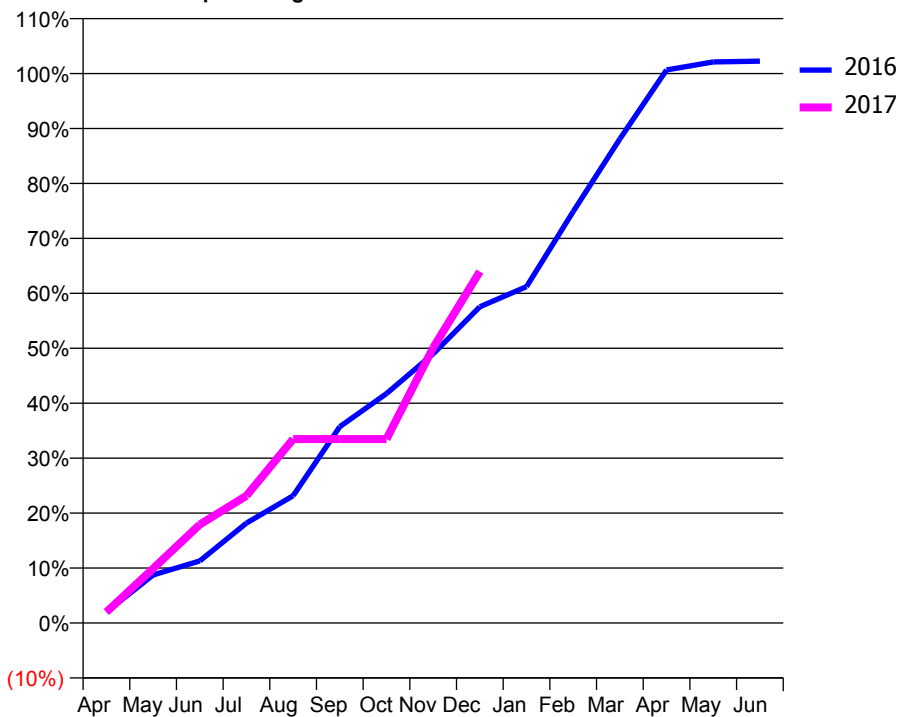
ACCESS*

Patients seen in 24 months	Total	Change since previous quarter
Quarter ending December 2015	2,527	
Quarter ending March 2016	2,651	↑
Quarter ending June 2016	2,603	↓
Quarter ending September 2016	2,416	↓
Quarter ending December 2016	2,558	↑
Variance since December 2015	1.2%	→



ACTIVITY

Cumulative percentage of contracted UDA delivered 2016 & 2017



Month	Adjusted Scheduled Activity (UDA)	
	2016	2017
April	164	164
May	718	813
June	927	1,471
July	1,492	1,901
August	1,902	2,747
September	2,933	2,747
October	3,426	2,747
November	4,020	4,112
December	4,724	5,250
January	5,023	
February	6,145	
March	7,231	
April	8,260	
May	8,379	
June	8,391	

QUALITY

	Quantity	Base Number	Contract	AT	Region	England
% of FP17s for the same patient ID Re-attending within 3 months - Children	72	851	8.5%	11.4%	12.1%	12.4%
% of FP17s for the same patient ID Re-attending within 3 months - Adults	249	1,617	15.4%	14.8%	15.9%	16.6%
% of FP17s for the same patient ID Re-attending between 3 & 9 months - Children	351	851	41.2%	55.6%	58.6%	57.5%
% of FP17s for the same patient ID Re-attending between 3 & 9 months - Adults	591	1,617	36.5%	48.1%	51.5%	50.4%
% of FP17s for Band 1 Urgent Courses	279	1,947	14.3%	8.4%	8.0%	9.1%
% of FP17s Relating to Free Repair or Replacements	16	1,947	0.8%	0.7%	0.8%	0.8%
% of FP17s Relating to Continuations	26	1,947	1.3%	1.0%	1.2%	1.3%
% of Patients satisfied with the dentistry they have received	6	7	N/A	93.2%	92.8%	92.7%
% of Patients satisfied with the time they had to wait for an appointment	5	7	N/A	87.4%	89.2%	88.8%

* This is based on patients treated on this contract for their most recent course of treatment. Figures in italics indicate the base number of FP17s or Patient Questionnaire responses are less than 100. N/A is shown where the base number of responses is less than 10 during the period. % is calculated as Quantity/Base number*100

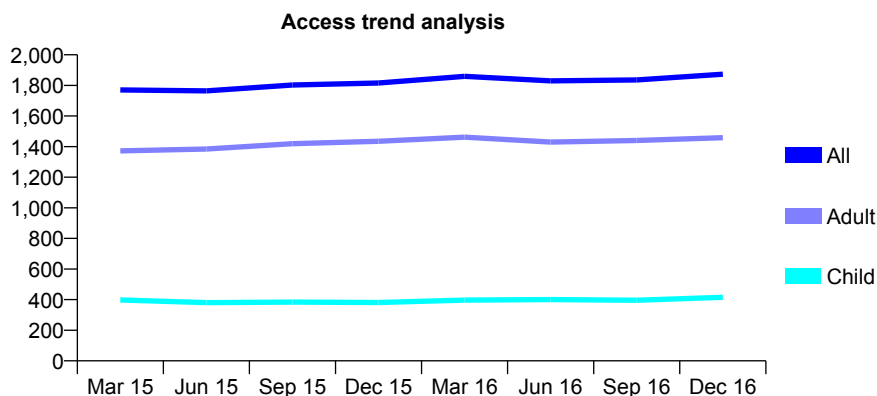
Q58 - Vital Signs At a Glance Contract Report for 963623/0001 - December 2016

Name or company name	MRS FD AIMEY
Contract type name	GDS Contract
Purpose of contract	General
Contract start date	02/10/2006
Contract end date	

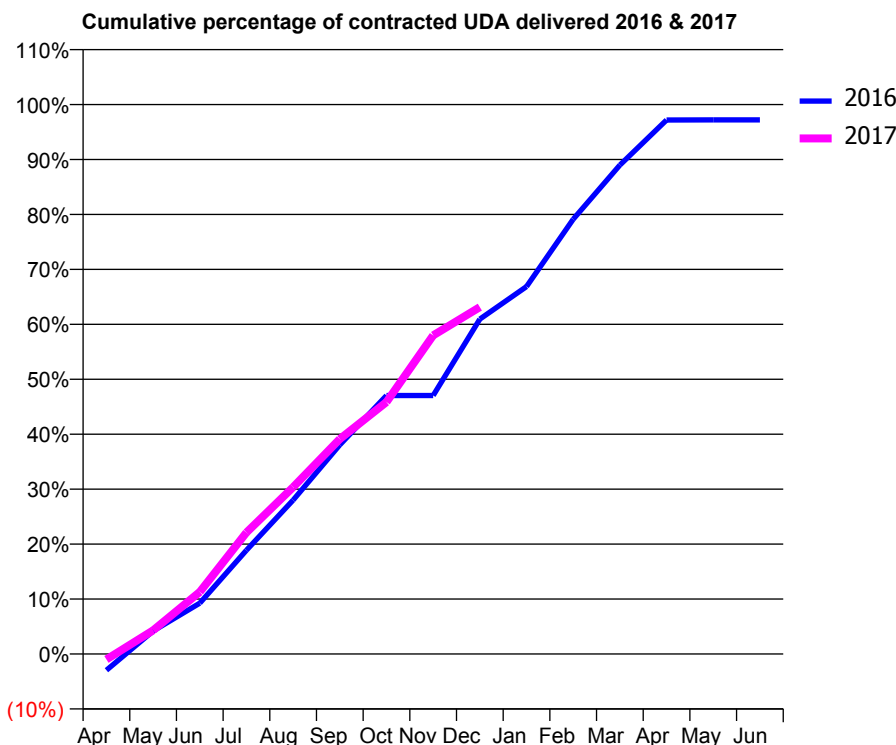
16/17 Contracted general activity (UDA)	5,625
Carry forward general activity (UDA)	157
16/17 Contracted orthodontic activity (UOA)	0
Carry forward orthodontic activity (UOA)	0
Baseline contract value	£137,807.12

ACCESS*

Patients seen in 24 months	Total	Change since previous quarter
Quarter ending December 2015	1,816	
Quarter ending March 2016	1,859	↑
Quarter ending June 2016	1,830	↓
Quarter ending September 2016	1,836	→
Quarter ending December 2016	1,873	↑
Variance since December 2015	3.1%	↑



ACTIVITY



Month	Adjusted Scheduled Activity (UDA)	
	2016	2017
April	-167	-57
May	235	242
June	521	635
July	1,062	1,245
August	1,576	1,708
September	2,141	2,201
October	2,646	2,579
November	2,646	3,261
December	3,428	3,551
January	3,762	
February	4,451	
March	5,005	
April	5,466	
May	5,467	
June	5,467	

QUALITY

	Quantity	Base Number	Contract	AT	Region	England
% of FP17s for the same patient ID Re-attending within 3 months - Children	29	388	7.5%	11.4%	12.1%	12.4%
% of FP17s for the same patient ID Re-attending within 3 months - Adults	239	1,240	19.3%	14.8%	15.9%	16.6%
% of FP17s for the same patient ID Re-attending between 3 & 9 months - Children	176	388	45.4%	55.6%	58.6%	57.5%
% of FP17s for the same patient ID Re-attending between 3 & 9 months - Adults	398	1,240	32.1%	48.1%	51.5%	50.4%
% of FP17s for Band 1 Urgent Courses	220	1,486	14.8%	8.4%	8.0%	9.1%
% of FP17s Relating to Free Repair or Replacements	13	1,486	0.9%	0.7%	0.8%	0.8%
% of FP17s Relating to Continuations	12	1,486	0.8%	1.0%	1.2%	1.3%
% of Patients satisfied with the dentistry they have received	2	2	N/A	93.2%	92.8%	92.7%
% of Patients satisfied with the time they had to wait for an appointment	2	2	N/A	87.4%	89.2%	88.8%

* This is based on patients treated on this contract for their most recent course of treatment. Figures in italics indicate the base number of FP17s or Patient Questionnaire responses are less than 100. N/A is shown where the base number of responses is less than 10 during the period. % is calculated as Quantity/Base number*100

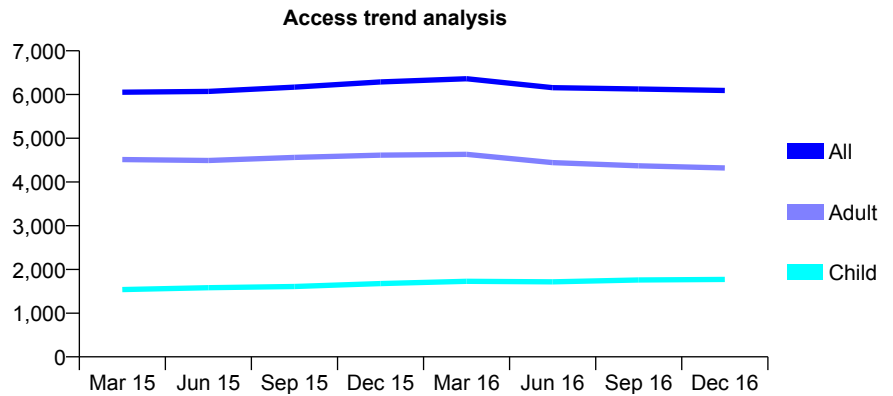
Q58 - Vital Signs At a Glance Contract Report for 967319/0002 - December 2016

Name or company name	MR RK SIVASUBRAMANIAN
Contract type name	GDS Contract
Purpose of contract	General
Contract start date	01/08/2010
Contract end date	

16/17 Contracted general activity (UDA)	19,763
Carry forward general activity (UDA)	-31
16/17 Contracted orthodontic activity (UOA)	0
Carry forward orthodontic activity (UOA)	0
Baseline contract value	£491,343.63

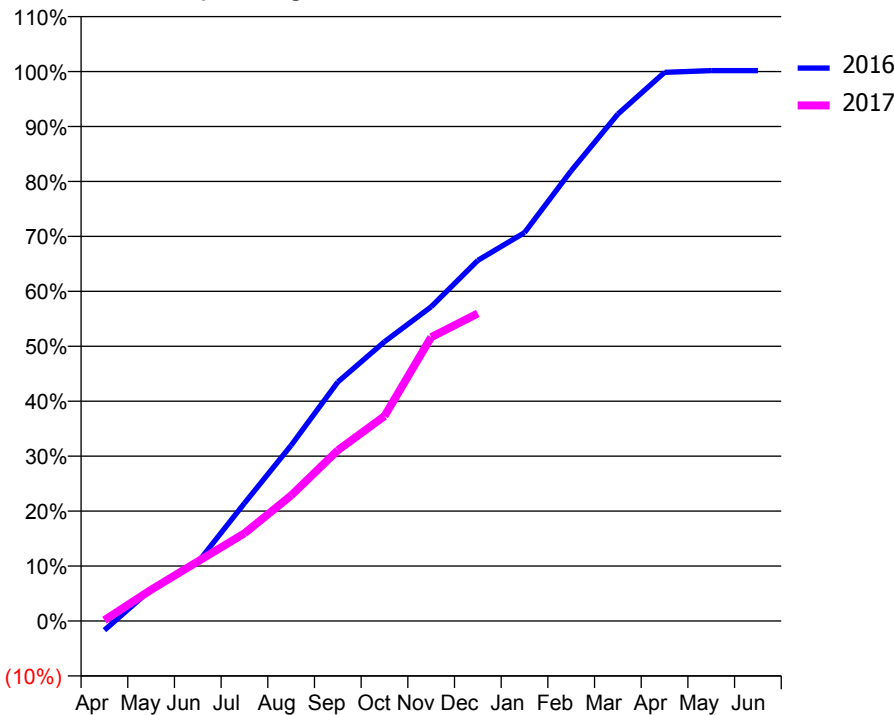
ACCESS*

Patients seen in 24 months	Total	Change since previous quarter
Quarter ending December 2015	6,288	
Quarter ending March 2016	6,360	→
Quarter ending June 2016	6,156	↓
Quarter ending September 2016	6,126	→
Quarter ending December 2016	6,093	→
Variance since December 2015	(3.1%)	↓



ACTIVITY

Cumulative percentage of contracted UDA delivered 2016 & 2017



Month	Adjusted Scheduled Activity (UDA)	
	2016	2017
April	-333	31
May	1,141	1,125
June	2,109	2,141
July	4,239	3,155
August	6,318	4,515
September	8,598	6,142
October	10,044	7,370
November	11,300	10,208
December	12,972	11,061
January	13,969	
February	16,194	
March	18,232	
April	19,734	
May	19,793	
June	19,794	

QUALITY

	Quantity	Base Number	Contract	AT	Region	England
% of FP17s for the same patient ID Re-attending within 3 months - Children	113	1,212	9.3%	11.4%	12.1%	12.4%
% of FP17s for the same patient ID Re-attending within 3 months - Adults	536	2,752	19.5%	14.8%	15.9%	16.6%
% of FP17s for the same patient ID Re-attending between 3 & 9 months - Children	240	1,212	19.8%	55.6%	58.6%	57.5%
% of FP17s for the same patient ID Re-attending between 3 & 9 months - Adults	615	2,752	22.3%	48.1%	51.5%	50.4%
% of FP17s for Band 1 Urgent Courses	614	3,514	17.5%	8.4%	8.0%	9.1%
% of FP17s Relating to Free Repair or Replacements	1	3,514	0.0%	0.7%	0.8%	0.8%
% of FP17s Relating to Continuations	11	3,514	0.3%	1.0%	1.2%	1.3%
% of Patients satisfied with the dentistry they have received	1	1	N/A	93.2%	92.8%	92.7%
% of Patients satisfied with the time they had to wait for an appointment	0	1	N/A	87.4%	89.2%	88.8%

* This is based on patients treated on this contract for their most recent course of treatment. Figures in italics indicate the base number of FP17s or Patient Questionnaire responses are less than 100. N/A is shown where the base number of responses is less than 10 during the period. % is calculated as Quantity/Base number*100

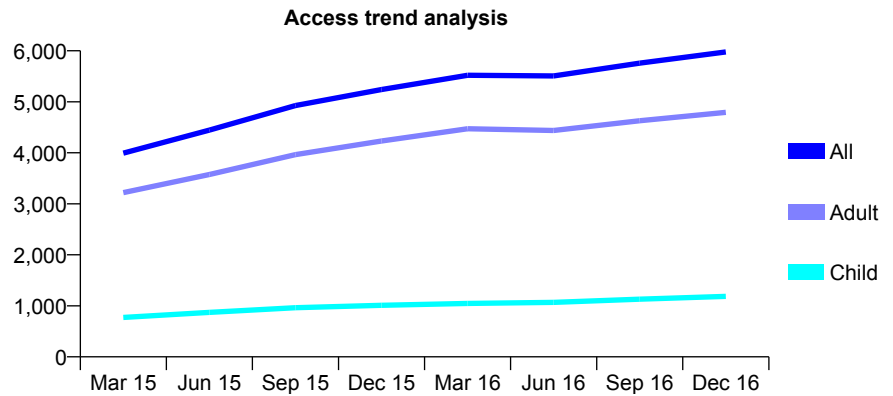
Q58 - Vital Signs At a Glance Contract Report for 967319/0003 - December 2016

Name or company name	MR RK SIVASUBRAMANIAN
Contract type name	GDS Contract
Purpose of contract	General
Contract start date	13/02/2014
Contract end date	

16/17 Contracted general activity (UDA)	14,084
Carry forward general activity (UDA)	210
16/17 Contracted orthodontic activity (UOA)	0
Carry forward orthodontic activity (UOA)	0
Baseline contract value	£312,810.61

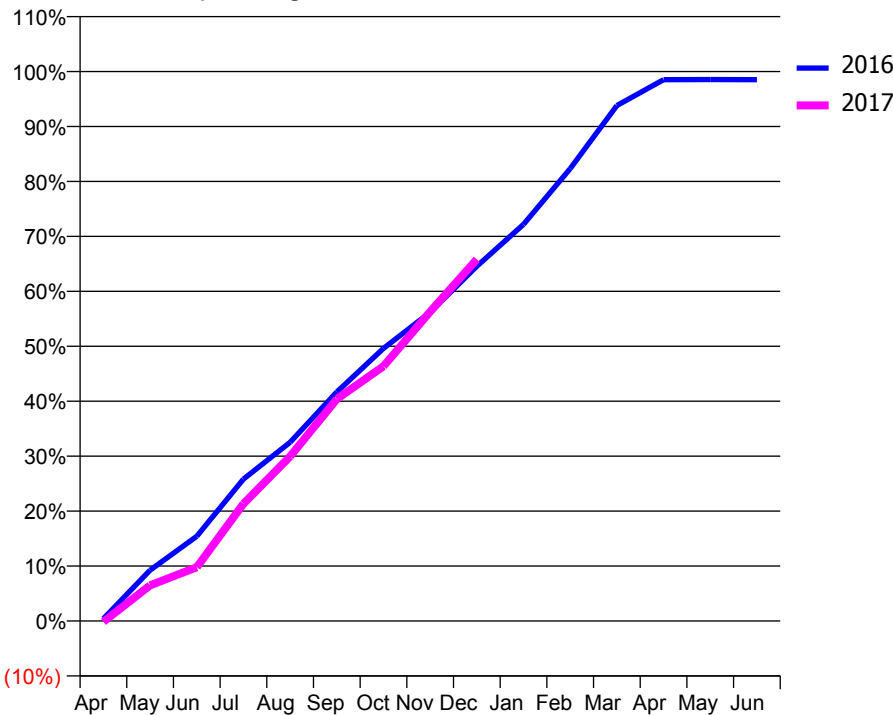
ACCESS*

Patients seen in 24 months	Total	Change since previous quarter
Quarter ending December 2015	5,241	
Quarter ending March 2016	5,520	↑
Quarter ending June 2016	5,506	→
Quarter ending September 2016	5,758	↑
Quarter ending December 2016	5,978	↑
Variance since December 2015	14.1%	↑



ACTIVITY

Cumulative percentage of contracted UDA delivered 2016 & 2017



Month	Adjusted Scheduled Activity (UDA)	
	2016	2017
April	59	-22
May	1,302	914
June	2,172	1,377
July	3,638	3,005
August	4,581	4,219
September	5,870	5,688
October	6,988	6,531
November	7,914	7,926
December	9,093	9,269
January	10,165	
February	11,594	
March	13,211	
April	13,876	
May	13,877	
June	13,874	

QUALITY

	Quantity	Base Number	Contract	AT	Region	England
% of FP17s for the same patient ID Re-attending within 3 months - Children	46	907	5.1%	11.4%	12.1%	12.4%
% of FP17s for the same patient ID Re-attending within 3 months - Adults	417	3,549	11.7%	14.8%	15.9%	16.6%
% of FP17s for the same patient ID Re-attending between 3 & 9 months - Children	267	907	29.4%	55.6%	58.6%	57.5%
% of FP17s for the same patient ID Re-attending between 3 & 9 months - Adults	1,050	3,549	29.6%	48.1%	51.5%	50.4%
% of FP17s for Band 1 Urgent Courses	256	4,144	6.2%	8.4%	8.0%	9.1%
% of FP17s Relating to Free Repair or Replacements	57	4,144	1.4%	0.7%	0.8%	0.8%
% of FP17s Relating to Continuations	43	4,144	1.0%	1.0%	1.2%	1.3%
% of Patients satisfied with the dentistry they have received	2	2	N/A	93.2%	92.8%	92.7%
% of Patients satisfied with the time they had to wait for an appointment	2	2	N/A	87.4%	89.2%	88.8%

* This is based on patients treated on this contract for their most recent course of treatment. Figures in italics indicate the base number of FP17s or Patient Questionnaire responses are less than 100. N/A is shown where the base number of responses is less than 10 during the period. % is calculated as Quantity/Base number*100

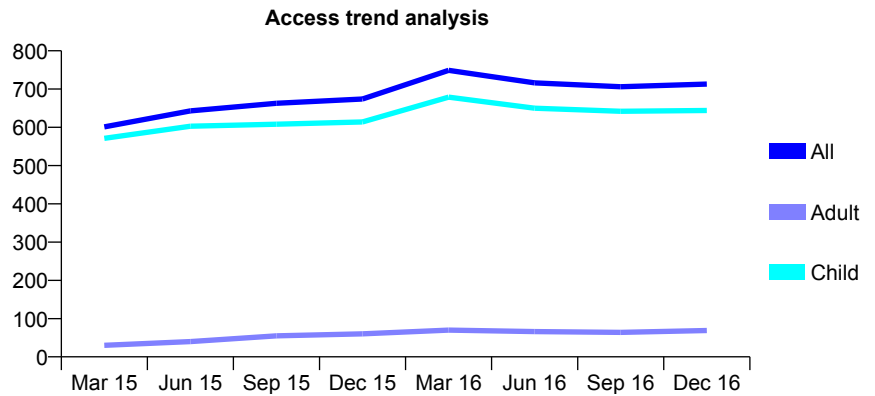
Q58 - Vital Signs At a Glance Contract Report for 976334/0001 - December 2016

Name or company name	MISS U MADHAV
Contract type name	GDS Contract
Purpose of contract	General
Contract start date	01/04/2014
Contract end date	

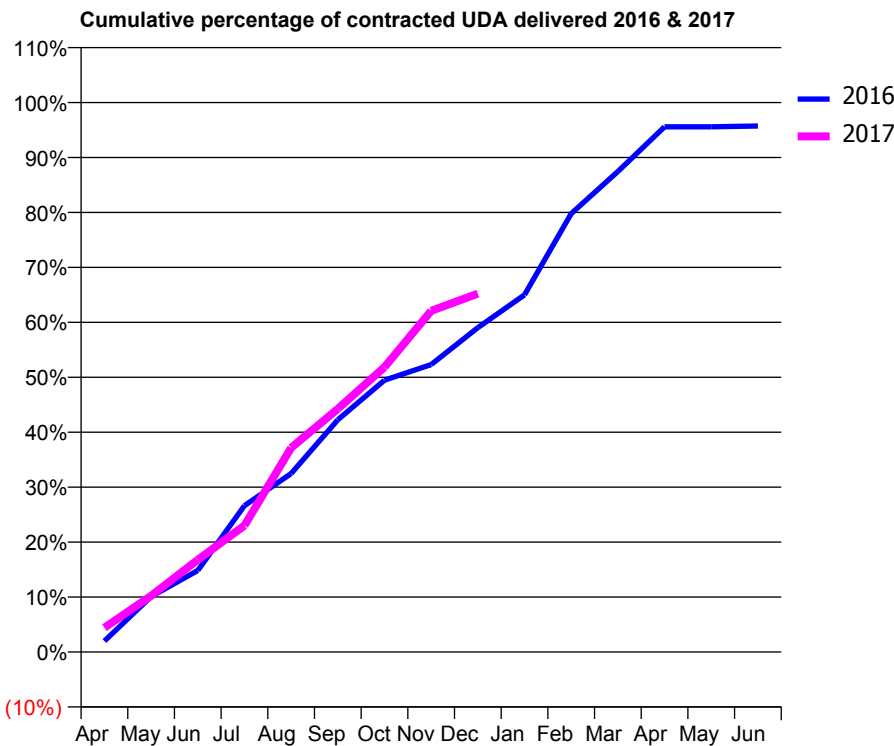
16/17 Contracted general activity (UDA)	1,500
Carry forward general activity (UDA)	0
16/17 Contracted orthodontic activity (UOA)	0
Carry forward orthodontic activity (UOA)	0
Baseline contract value	£38,062.25

ACCESS*

Patients seen in 24 months	Total	Change since previous quarter
Quarter ending December 2015	674	
Quarter ending March 2016	749	↑
Quarter ending June 2016	716	↓
Quarter ending September 2016	706	↓
Quarter ending December 2016	713	→
Variance since December 2015	5.8%	↑



ACTIVITY



Month	Adjusted Scheduled Activity (UDA)	
	2016	2017
April	30	66
May	151	153
June	223	252
July	399	345
August	487	557
September	634	664
October	742	778
November	785	931
December	886	978
January	975	
February	1,197	
March	1,312	
April	1,434	
May	1,434	
June	1,436	

QUALITY

	Quantity	Base Number	Contract	AT	Region	England
% of FP17s for the same patient ID Re-attending within 3 months - Children	34	726	4.7%	11.4%	12.1%	12.4%
% of FP17s for the same patient ID Re-attending within 3 months - Adults	0	0	N/A	14.8%	15.9%	16.6%
% of FP17s for the same patient ID Re-attending between 3 & 9 months - Children	389	726	53.6%	55.6%	58.6%	57.5%
% of FP17s for the same patient ID Re-attending between 3 & 9 months - Adults	0	0	N/A	48.1%	51.5%	50.4%
% of FP17s for Band 1 Urgent Courses	12	635	1.9%	8.4%	8.0%	9.1%
% of FP17s Relating to Free Repair or Replacements	0	635	0.0%	0.7%	0.8%	0.8%
% of FP17s Relating to Continuations	4	635	0.6%	1.0%	1.2%	1.3%
% of Patients satisfied with the dentistry they have received	0	0	N/A	93.2%	92.8%	92.7%
% of Patients satisfied with the time they had to wait for an appointment	0	0	N/A	87.4%	89.2%	88.8%

* This is based on patients treated on this contract for their most recent course of treatment. Figures in italics indicate the base number of FP17s or Patient Questionnaire responses are less than 100. N/A is shown where the base number of responses is less than 10 during the period. % is calculated as Quantity/Base number*100

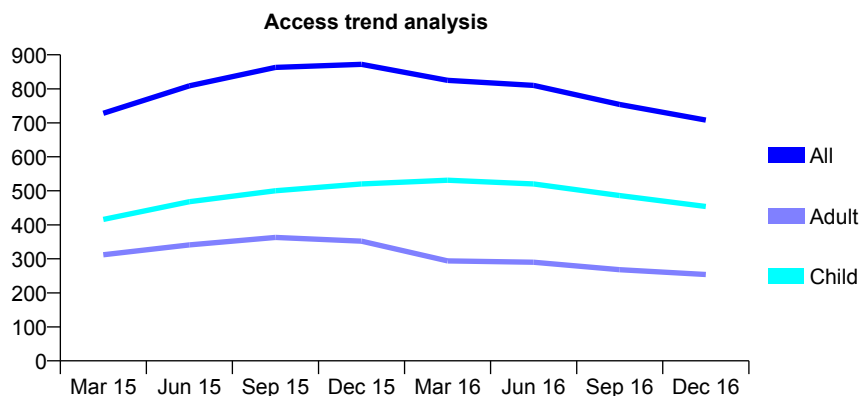
Q58 - Vital Signs At a Glance Contract Report for 987417/0001 - December 2016

Name or company name	MISS S MITTAL
Contract type name	GDS Contract
Purpose of contract	General
Contract start date	01/12/2013
Contract end date	

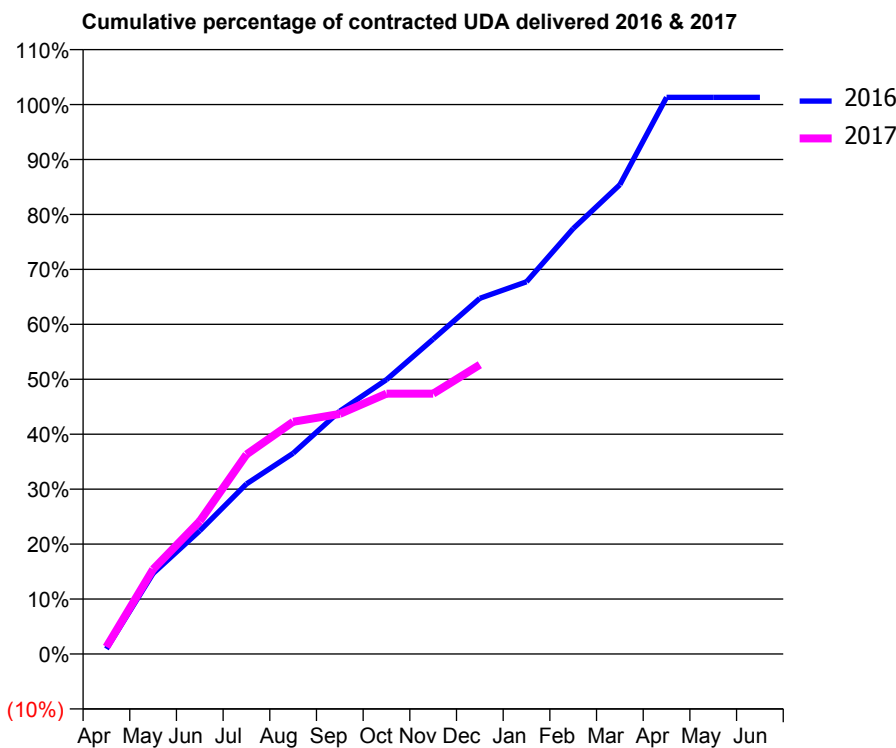
16/17 Contracted general activity (UDA)	2,246
Carry forward general activity (UDA)	-29
16/17 Contracted orthodontic activity (UOA)	0
Carry forward orthodontic activity (UOA)	0
Baseline contract value	£53,252.67

ACCESS*

Patients seen in 24 months	Total	Change since previous quarter
Quarter ending December 2015	872	
Quarter ending March 2016	825	↓
Quarter ending June 2016	810	↓
Quarter ending September 2016	754	↓
Quarter ending December 2016	708	↓
Variance since December 2015	(18.8%)	↓



ACTIVITY



Month	Adjusted Scheduled Activity (UDA)	
	2016	2017
April	21	29
May	330	346
June	504	543
July	695	816
August	821	949
September	993	981
October	1,122	1,064
November	1,287	1,064
December	1,454	1,182
January	1,522	
February	1,739	
March	1,918	
April	2,275	
May	2,275	
June	2,275	

QUALITY

	Quantity	Base Number	Contract	AT	Region	England
% of FP17s for the same patient ID Re-attending within 3 months - Children	19	317	6.0%	11.4%	12.1%	12.4%
% of FP17s for the same patient ID Re-attending within 3 months - Adults	29	162	17.9%	14.8%	15.9%	16.6%
% of FP17s for the same patient ID Re-attending between 3 & 9 months - Children	182	317	57.4%	55.6%	58.6%	57.5%
% of FP17s for the same patient ID Re-attending between 3 & 9 months - Adults	41	162	25.3%	48.1%	51.5%	50.4%
% of FP17s for Band 1 Urgent Courses	27	428	6.3%	8.4%	8.0%	9.1%
% of FP17s Relating to Free Repair or Replacements	0	428	0.0%	0.7%	0.8%	0.8%
% of FP17s Relating to Continuations	0	428	0.0%	1.0%	1.2%	1.3%
% of Patients satisfied with the dentistry they have received	0	0	N/A	93.2%	92.8%	92.7%
% of Patients satisfied with the time they had to wait for an appointment	0	0	N/A	87.4%	89.2%	88.8%

* This is based on patients treated on this contract for their most recent course of treatment. Figures in italics indicate the base number of FP17s or Patient Questionnaire responses are less than 100. N/A is shown where the base number of responses is less than 10 during the period. % is calculated as Quantity/Base number*100

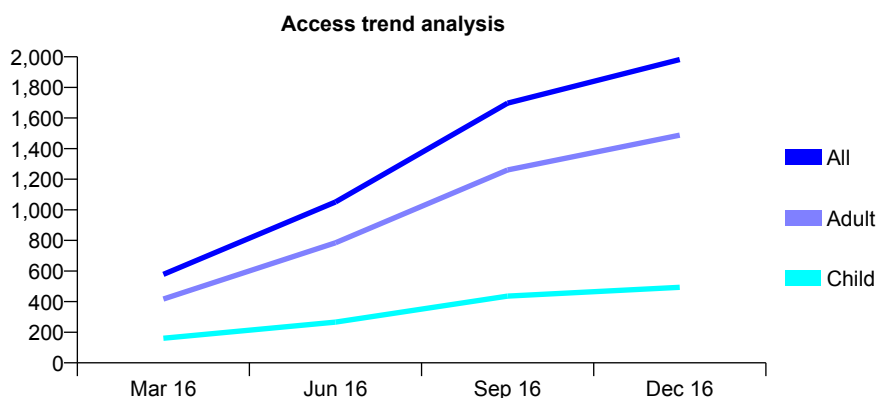
Q58 - Vital Signs At a Glance Contract Report for 991937/0001 - December 2016

Name or company name	MR C HAJISTILLY
Contract type name	GDS Contract
Purpose of contract	General
Contract start date	01/10/2015
Contract end date	

16/17 Contracted general activity (UDA)	5,176
Carry forward general activity (UDA)	10
16/17 Contracted orthodontic activity (UOA)	0
Carry forward orthodontic activity (UOA)	0
Baseline contract value	£141,823.96

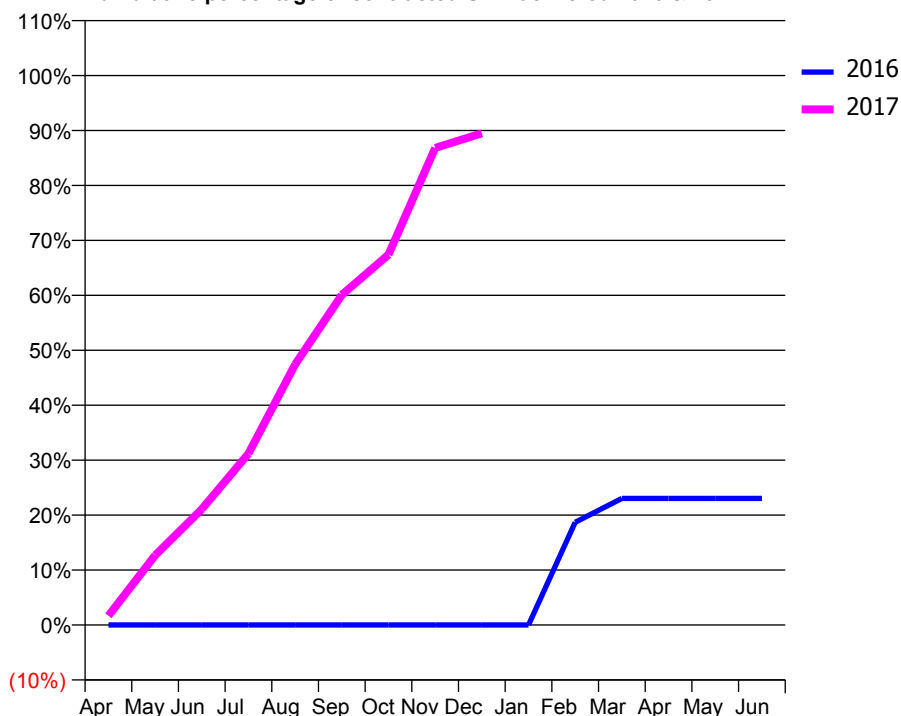
ACCESS*

Patients seen in 24 months	Total	Change since previous quarter
Quarter ending December 2015	0	
Quarter ending March 2016	578	
Quarter ending June 2016	1,051	↑
Quarter ending September 2016	1,697	↑
Quarter ending December 2016	1,982	↑
Variance since December 2015	N/A	



ACTIVITY

Cumulative percentage of contracted UDA delivered 2016 & 2017



Month	Adjusted Scheduled Activity (UDA)	
	2016	2017
April	0	87
May	0	657
June	0	1,090
July	0	1,614
August	0	2,455
September	0	3,110
October	0	3,488
November	0	4,493
December	0	4,632
January	0	
February	968	
March	1,192	
April	1,193	
May	1,193	
June	1,193	

QUALITY

	Quantity	Base Number	Contract	AT	Region	England
% of FP17s for the same patient ID Re-attending within 3 months - Children	66	648	10.2%	11.4%	12.1%	12.4%
% of FP17s for the same patient ID Re-attending within 3 months - Adults	170	1,775	9.6%	14.8%	15.9%	16.6%
% of FP17s for the same patient ID Re-attending between 3 & 9 months - Children	186	648	28.7%	55.6%	58.6%	57.5%
% of FP17s for the same patient ID Re-attending between 3 & 9 months - Adults	444	1,775	25.0%	48.1%	51.5%	50.4%
% of FP17s for Band 1 Urgent Courses	115	2,422	4.7%	8.4%	8.0%	9.1%
% of FP17s Relating to Free Repair or Replacements	6	2,422	0.2%	0.7%	0.8%	0.8%
% of FP17s Relating to Continuations	8	2,422	0.3%	1.0%	1.2%	1.3%
% of Patients satisfied with the dentistry they have received	7	7	N/A	93.2%	92.8%	92.7%
% of Patients satisfied with the time they had to wait for an appointment	7	7	N/A	87.4%	89.2%	88.8%

* This is based on patients treated on this contract for their most recent course of treatment. Figures in italics indicate the base number of FP17s or Patient Questionnaire responses are less than 100. N/A is shown where the base number of responses is less than 10 during the period. % is calculated as Quantity/Base number*100

Q59 - Vital Signs At a Glance Contract Report for 100219/0000 - December 2016


Name or company name	Community Dental Services CIC
Contract type name	PDS Contract
Purpose of contract	General
Contract start date	01/12/2016
Contract end date	30/11/2023

16/17 Contracted general activity (UDA)	1,200
Carry forward general activity (UDA)	0
16/17 Contracted orthodontic activity (UOA)	0
Carry forward orthodontic activity (UOA)	0
Baseline contract value	£588,333.33

ACCESS*

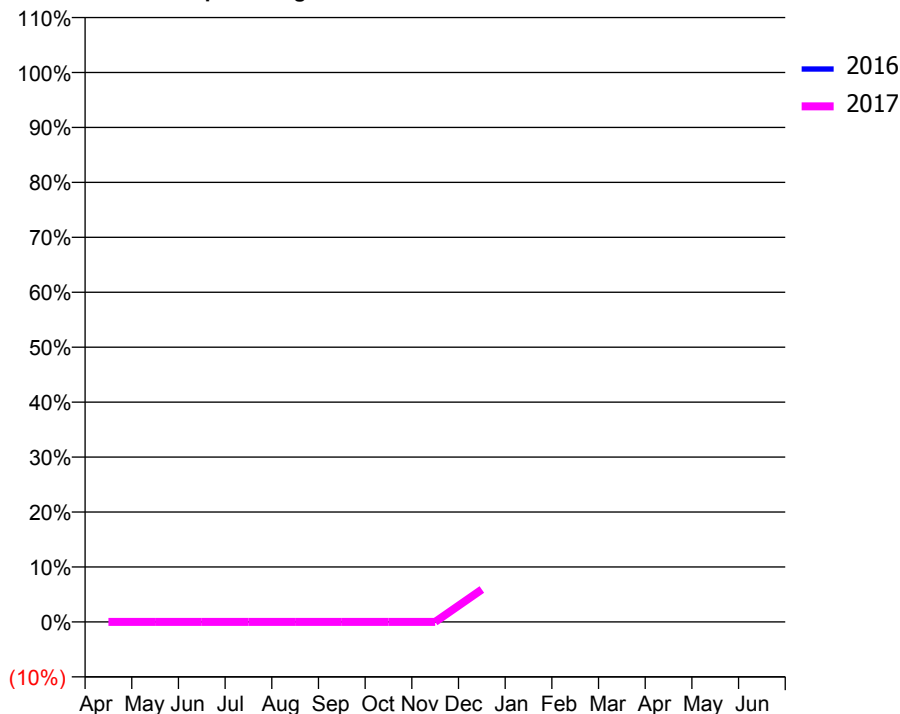
Patients seen in 24 months	Total	Change since previous quarter
Quarter ending December 2015	0	
Quarter ending March 2016	0	
Quarter ending June 2016	0	
Quarter ending September 2016	0	
Quarter ending December 2016	61	↑
Variance since December 2015	N/A	

Access trend analysis



ACTIVITY

Cumulative percentage of contracted UDA delivered 2016 & 2017



Month	Adjusted Scheduled Activity (UDA)	
	2016	2017
April	0	0
May	0	0
June	0	0
July	0	0
August	0	0
September	0	0
October	0	0
November	0	0
December	0	71
January	0	
February	0	
March	0	
April	0	
May	0	
June	0	

QUALITY

	Quantity	Base Number	Contract	AT	Region	England
% of FP17s for the same patient ID Re-attending within 3 months - Children	0	19	0.0%	10.0%	12.1%	12.4%
% of FP17s for the same patient ID Re-attending within 3 months - Adults	0	36	0.0%	14.6%	15.9%	16.6%
% of FP17s for the same patient ID Re-attending between 3 & 9 months - Children	0	19	0.0%	60.9%	58.6%	57.5%
% of FP17s for the same patient ID Re-attending between 3 & 9 months - Adults	0	36	0.0%	53.4%	51.5%	50.4%
% of FP17s for Band 1 Urgent Courses	5	55	9.1%	7.3%	8.0%	9.1%
% of FP17s Relating to Free Repair or Replacements	0	55	0.0%	0.8%	0.8%	0.8%
% of FP17s Relating to Continuations	0	55	0.0%	1.3%	1.2%	1.3%
% of Patients satisfied with the dentistry they have received	0	0	N/A	92.4%	92.8%	92.7%
% of Patients satisfied with the time they had to wait for an appointment	0	0	N/A	88.8%	89.2%	88.8%

* This is based on patients treated on this contract for their most recent course of treatment. Figures in italics indicate the base number of FP17s or Patient Questionnaire responses are less than 100. N/A is shown where the base number of responses is less than 10 during the period. % is calculated as Quantity/Base number*100

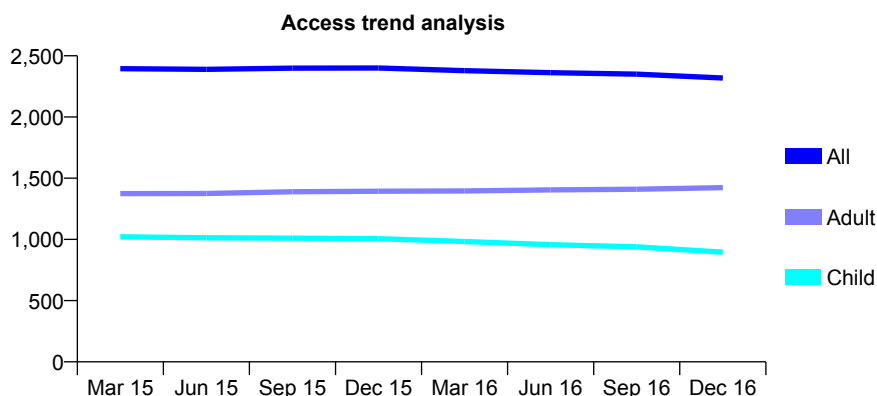
Q59 - Vital Signs At a Glance Contract Report for 101281/0034 - December 2016

Name or company name	OASIS DENTAL CARE LTD
Contract type name	GDS Contract
Purpose of contract	General and Orthodontic
Contract start date	01/04/2006
Contract end date	

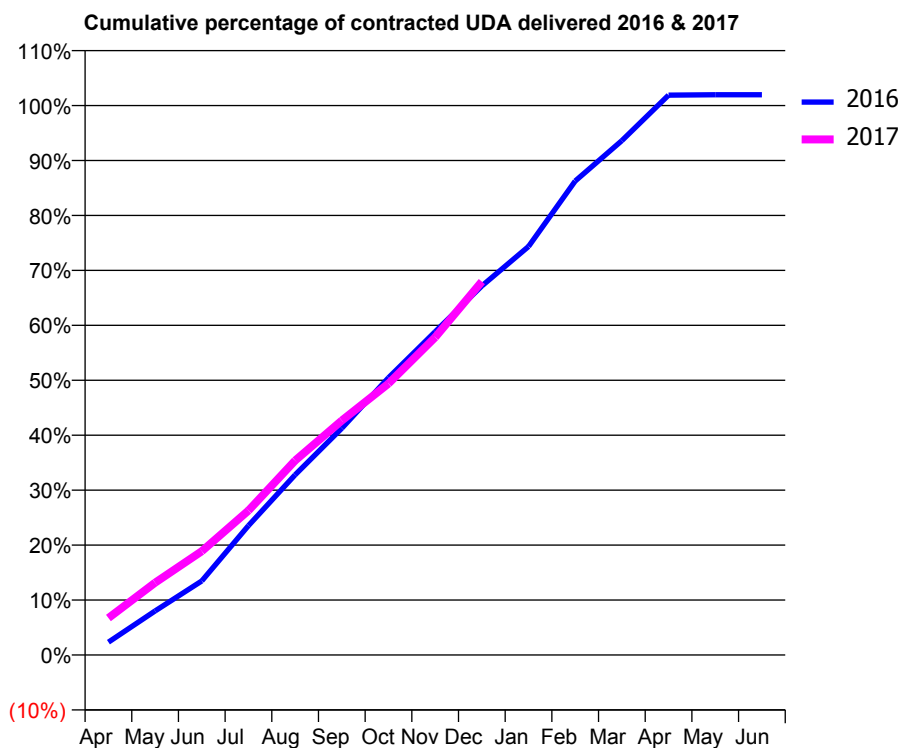
16/17 Contracted general activity (UDA)	7,246
Carry forward general activity (UDA)	-143
16/17 Contracted orthodontic activity (UOA)	1,134
Carry forward orthodontic activity (UOA)	0
Baseline contract value	£247,080.38

ACCESS*

Patients seen in 24 months	Total	Change since previous quarter
Quarter ending December 2015	2,400	
Quarter ending March 2016	2,379	→
Quarter ending June 2016	2,362	→
Quarter ending September 2016	2,350	→
Quarter ending December 2016	2,319	↓
Variance since December 2015	(3.4%)	↓



ACTIVITY



Month	Adjusted Scheduled Activity (UDA)	
	2016	2017
April	169	488
May	581	953
June	977	1,369
July	1,707	1,906
August	2,376	2,564
September	2,990	3,092
October	3,657	3,578
November	4,262	4,189
December	4,867	4,924
January	5,386	
February	6,250	
March	6,782	
April	7,382	
May	7,389	
June	7,389	

QUALITY

	Quantity	Base Number	Contract	AT	Region	England
% of FP17s for the same patient ID Re-attending within 3 months - Children	140	1,283	10.9%	10.0%	12.1%	12.4%
% of FP17s for the same patient ID Re-attending within 3 months - Adults	277	1,596	17.4%	14.6%	15.9%	16.6%
% of FP17s for the same patient ID Re-attending between 3 & 9 months - Children	918	1,283	71.6%	60.9%	58.6%	57.5%
% of FP17s for the same patient ID Re-attending between 3 & 9 months - Adults	955	1,596	59.8%	53.4%	51.5%	50.4%
% of FP17s for Band 1 Urgent Courses	228	2,584	8.8%	7.3%	8.0%	9.1%
% of FP17s Relating to Free Repair or Replacements	16	2,584	0.6%	0.8%	0.8%	0.8%
% of FP17s Relating to Continuations	9	2,584	0.3%	1.3%	1.2%	1.3%
% of Patients satisfied with the dentistry they have received	6	6	N/A	92.4%	92.8%	92.7%
% of Patients satisfied with the time they had to wait for an appointment	6	6	N/A	88.8%	89.2%	88.8%

* This is based on patients treated on this contract for their most recent course of treatment. Figures in italics indicate the base number of FP17s or Patient Questionnaire responses are less than 100. N/A is shown where the base number of responses is less than 10 during the period. % is calculated as Quantity/Base number*100

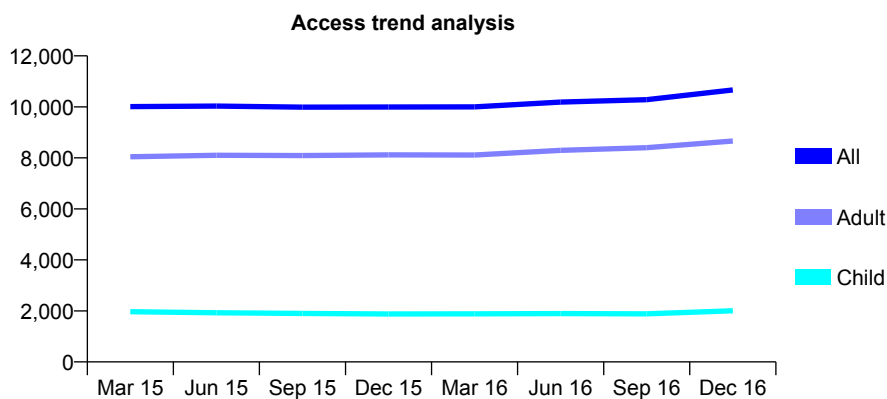
Q59 - Vital Signs At a Glance Contract Report for 101281/0055 - December 2016

Name or company name	OASIS DENTAL CARE LTD
Contract type name	Pilot Contract
Purpose of contract	General
Contract start date	01/04/2006
Contract end date	

16/17 Contracted general activity (UDA)	36,428
Carry forward general activity (UDA)	0
16/17 Contracted orthodontic activity (UOA)	0
Carry forward orthodontic activity (UOA)	0
Baseline contract value	£802,983.52

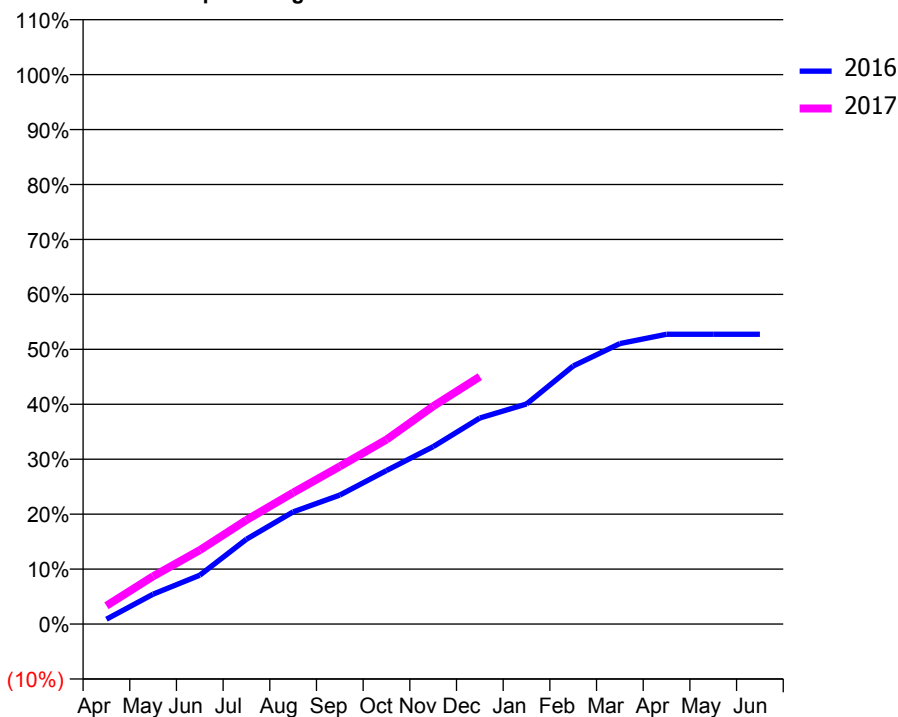
ACCESS*

Patients seen in 24 months	Total	Change since previous quarter
Quarter ending December 2015	9,997	
Quarter ending March 2016	9,998	→
Quarter ending June 2016	10,188	→
Quarter ending September 2016	10,283	→
Quarter ending December 2016	10,666	↑
Variance since December 2015	6.7%	↑



ACTIVITY

Cumulative percentage of contracted UDA delivered 2016 & 2017



Month	Adjusted Scheduled Activity (UDA)	
	2016	2017
April	322	1,216
May	1,985	3,171
June	3,239	4,899
July	5,625	6,895
August	7,439	8,716
September	8,549	10,452
October	10,179	12,229
November	11,762	14,440
December	13,666	16,402
January	14,587	
February	17,110	
March	18,595	
April	19,215	
May	19,210	
June	19,210	

QUALITY

	Quantity	Base Number	Contract	AT	Region	England
% of FP17s for the same patient ID Re-attending within 3 months - Children	69	1,967	3.5%	10.0%	12.1%	12.4%
% of FP17s for the same patient ID Re-attending within 3 months - Adults	815	7,824	10.4%	14.6%	15.9%	16.6%
% of FP17s for the same patient ID Re-attending between 3 & 9 months - Children	986	1,967	50.1%	60.9%	58.6%	57.5%
% of FP17s for the same patient ID Re-attending between 3 & 9 months - Adults	2,749	7,824	35.1%	53.4%	51.5%	50.4%
% of FP17s for Band 1 Urgent Courses	423	9,376	4.5%	7.3%	8.0%	9.1%
% of FP17s Relating to Free Repair or Replacements	72	9,376	0.8%	0.8%	0.8%	0.8%
% of FP17s Relating to Continuations	212	9,376	2.3%	1.3%	1.2%	1.3%
% of Patients satisfied with the dentistry they have received	13	13	100.0%	92.4%	92.8%	92.7%
% of Patients satisfied with the time they had to wait for an appointment	10	13	76.9%	88.8%	89.2%	88.8%

* This is based on patients treated on this contract for their most recent course of treatment. Figures in italics indicate the base number of FP17s or Patient Questionnaire responses are less than 100. N/A is shown where the base number of responses is less than 10 during the period. % is calculated as Quantity/Base number*100

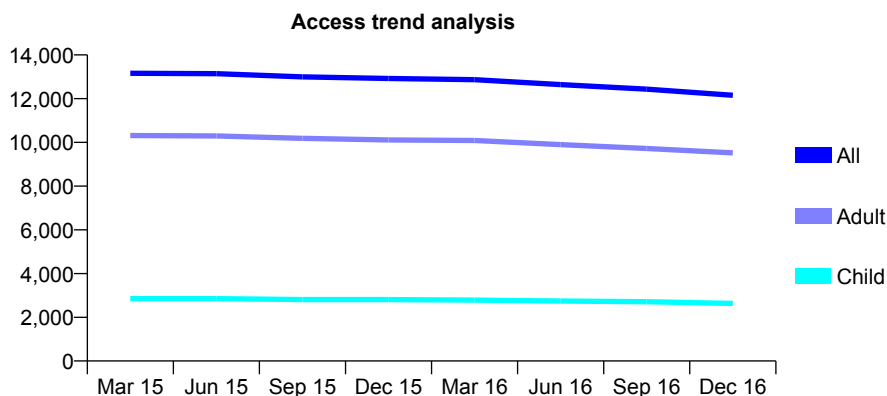
Q59 - Vital Signs At a Glance Contract Report for 101281/0077 - December 2016

Name or company name	OASIS DENTAL CARE LTD
Contract type name	GDS Contract
Purpose of contract	General and Orthodontic
Contract start date	01/04/2006
Contract end date	

16/17 Contracted general activity (UDA)	33,200
Carry forward general activity (UDA)	432
16/17 Contracted orthodontic activity (UOA)	3,163
Carry forward orthodontic activity (UOA)	0
Baseline contract value	£941,742.53

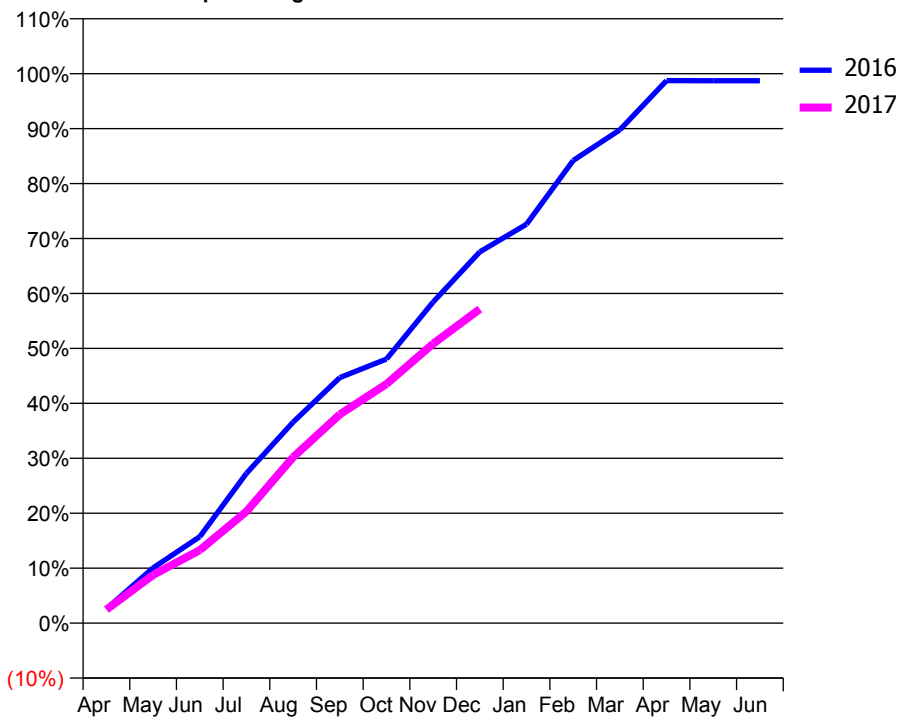
ACCESS*

Patients seen in 24 months	Total	Change since previous quarter
Quarter ending December 2015	12,921	
Quarter ending March 2016	12,870	→
Quarter ending June 2016	12,640	↓
Quarter ending September 2016	12,433	↓
Quarter ending December 2016	12,153	↓
Variance since December 2015	(5.9%)	↓



ACTIVITY

Cumulative percentage of contracted UDA delivered 2016 & 2017



Month	Adjusted Scheduled Activity (UDA)	
	2016	2017
April	870	817
May	3,338	2,912
June	5,224	4,412
July	9,052	6,744
August	12,146	10,025
September	14,835	12,610
October	15,953	14,452
November	19,405	16,882
December	22,431	18,976
January	24,102	
February	27,952	
March	29,805	
April	32,777	
May	32,768	
June	32,768	

QUALITY

	Quantity	Base Number	Contract	AT	Region	England
% of FP17s for the same patient ID Re-attending within 3 months - Children	239	3,099	7.7%	10.0%	12.1%	12.4%
% of FP17s for the same patient ID Re-attending within 3 months - Adults	1,479	9,532	15.5%	14.6%	15.9%	16.6%
% of FP17s for the same patient ID Re-attending between 3 & 9 months - Children	1,801	3,099	58.1%	60.9%	58.6%	57.5%
% of FP17s for the same patient ID Re-attending between 3 & 9 months - Adults	4,632	9,532	48.6%	53.4%	51.5%	50.4%
% of FP17s for Band 1 Urgent Courses	1,256	10,713	11.7%	7.3%	8.0%	9.1%
% of FP17s Relating to Free Repair or Replacements	130	10,713	1.2%	0.8%	0.8%	0.8%
% of FP17s Relating to Continuations	128	10,713	1.2%	1.3%	1.2%	1.3%
% of Patients satisfied with the dentistry they have received	37	42	88.1%	92.4%	92.8%	92.7%
% of Patients satisfied with the time they had to wait for an appointment	31	42	73.8%	88.8%	89.2%	88.8%

* This is based on patients treated on this contract for their most recent course of treatment. Figures in italics indicate the base number of FP17s or Patient Questionnaire responses are less than 100. N/A is shown where the base number of responses is less than 10 during the period. % is calculated as Quantity/Base number*100

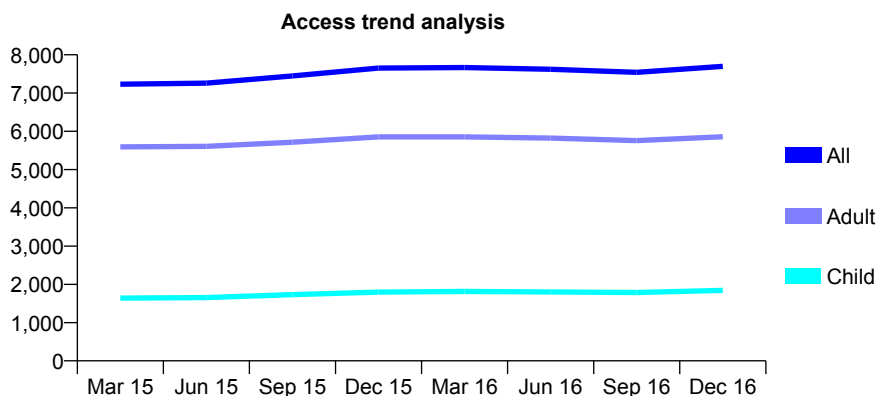
Q59 - Vital Signs At a Glance Contract Report for 101281/0082 - December 2016

Name or company name	OASIS DENTAL CARE LTD
Contract type name	GDS Contract
Purpose of contract	General
Contract start date	01/04/2006
Contract end date	

16/17 Contracted general activity (UDA)	21,656
Carry forward general activity (UDA)	104
16/17 Contracted orthodontic activity (UOA)	0
Carry forward orthodontic activity (UOA)	0
Baseline contract value	£477,362.87

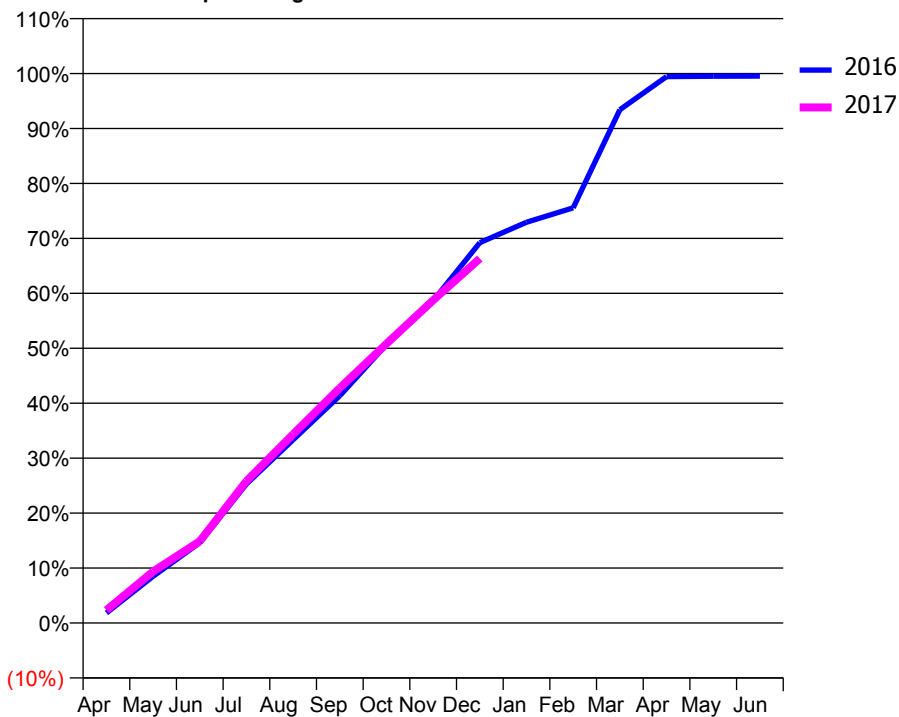
ACCESS*

Patients seen in 24 months	Total	Change since previous quarter
Quarter ending December 2015	7,653	
Quarter ending March 2016	7,667	→
Quarter ending June 2016	7,623	→
Quarter ending September 2016	7,543	↓
Quarter ending December 2016	7,700	↑
Variance since December 2015	0.6%	→



ACTIVITY

Cumulative percentage of contracted UDA delivered 2016 & 2017



Month	Adjusted Scheduled Activity (UDA)	
	2016	2017
April	397	507
May	1,843	2,031
June	3,165	3,225
July	5,479	5,597
August	7,224	7,441
September	8,959	9,261
October	10,974	11,007
November	12,703	12,718
December	14,992	14,365
January	15,796	
February	16,360	
March	20,229	
April	21,536	
May	21,547	
June	21,552	

QUALITY

	Quantity	Base Number	Contract	AT	Region	England
% of FP17s for the same patient ID Re-attending within 3 months - Children	225	2,155	10.4%	10.0%	12.1%	12.4%
% of FP17s for the same patient ID Re-attending within 3 months - Adults	1,036	6,727	15.4%	14.6%	15.9%	16.6%
% of FP17s for the same patient ID Re-attending between 3 & 9 months - Children	1,313	2,155	60.9%	60.9%	58.6%	57.5%
% of FP17s for the same patient ID Re-attending between 3 & 9 months - Adults	4,048	6,727	60.2%	53.4%	51.5%	50.4%
% of FP17s for Band 1 Urgent Courses	318	8,303	3.8%	7.3%	8.0%	9.1%
% of FP17s Relating to Free Repair or Replacements	74	8,303	0.9%	0.8%	0.8%	0.8%
% of FP17s Relating to Continuations	357	8,303	4.3%	1.3%	1.2%	1.3%
% of Patients satisfied with the dentistry they have received	6	6	N/A	92.4%	92.8%	92.7%
% of Patients satisfied with the time they had to wait for an appointment	6	6	N/A	88.8%	89.2%	88.8%

* This is based on patients treated on this contract for their most recent course of treatment. Figures in italics indicate the base number of FP17s or Patient Questionnaire responses are less than 100. N/A is shown where the base number of responses is less than 10 during the period. % is calculated as Quantity/Base number*100

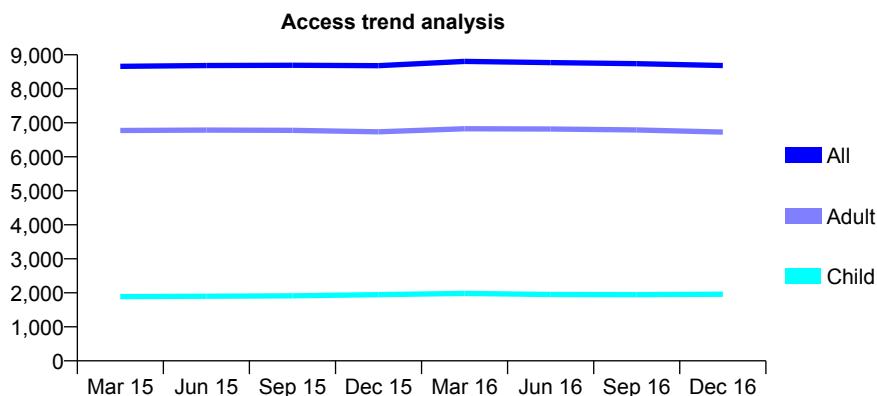
Q59 - Vital Signs At a Glance Contract Report for 101281/0098 - December 2016

Name or company name	OASIS DENTAL CARE LTD
Contract type name	GDS Contract
Purpose of contract	General
Contract start date	01/04/2006
Contract end date	

16/17 Contracted general activity (UDA)	26,129
Carry forward general activity (UDA)	-337
16/17 Contracted orthodontic activity (UOA)	0
Carry forward orthodontic activity (UOA)	0
Baseline contract value	£575,952.62

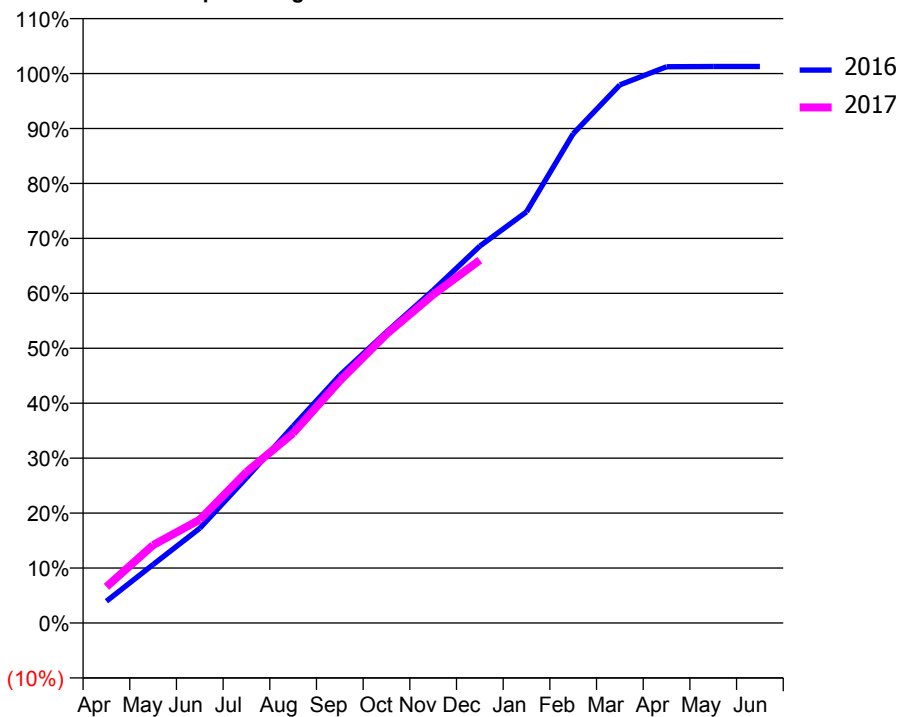
ACCESS*

Patients seen in 24 months	Total	Change since previous quarter
Quarter ending December 2015	8,682	
Quarter ending March 2016	8,807	→
Quarter ending June 2016	8,770	→
Quarter ending September 2016	8,738	→
Quarter ending December 2016	8,685	→
Variance since December 2015	0.0%	→



ACTIVITY

Cumulative percentage of contracted UDA delivered 2016 & 2017



Month	Adjusted Scheduled Activity (UDA)	
	2016	2017
April	1,035	1,723
May	2,778	3,708
June	4,508	4,920
July	6,905	7,178
August	9,359	9,026
September	11,778	11,518
October	13,839	13,739
November	15,820	15,613
December	17,924	17,258
January	19,551	
February	23,267	
March	25,586	
April	26,453	
May	26,463	
June	26,466	

QUALITY

	Quantity	Base Number	Contract	AT	Region	England
% of FP17s for the same patient ID Re-attending within 3 months - Children	125	2,422	5.2%	10.0%	12.1%	12.4%
% of FP17s for the same patient ID Re-attending within 3 months - Adults	1,130	8,441	13.4%	14.6%	15.9%	16.6%
% of FP17s for the same patient ID Re-attending between 3 & 9 months - Children	1,888	2,422	78.0%	60.9%	58.6%	57.5%
% of FP17s for the same patient ID Re-attending between 3 & 9 months - Adults	6,253	8,441	74.1%	53.4%	51.5%	50.4%
% of FP17s for Band 1 Urgent Courses	460	10,357	4.4%	7.3%	8.0%	9.1%
% of FP17s Relating to Free Repair or Replacements	65	10,357	0.6%	0.8%	0.8%	0.8%
% of FP17s Relating to Continuations	24	10,357	0.2%	1.3%	1.2%	1.3%
% of Patients satisfied with the dentistry they have received	33	36	91.7%	92.4%	92.8%	92.7%
% of Patients satisfied with the time they had to wait for an appointment	33	36	91.7%	88.8%	89.2%	88.8%

* This is based on patients treated on this contract for their most recent course of treatment. Figures in italics indicate the base number of FP17s or Patient Questionnaire responses are less than 100. N/A is shown where the base number of responses is less than 10 during the period. % is calculated as Quantity/Base number*100

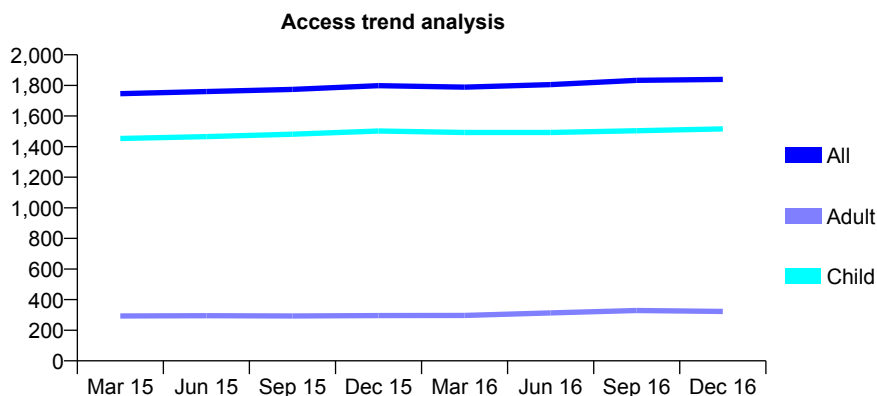
Q59 - Vital Signs At a Glance Contract Report for 101281/0114 - December 2016

Name or company name	OASIS DENTAL CARE LTD
Contract type name	GDS Contract
Purpose of contract	General
Contract start date	01/04/2006
Contract end date	

16/17 Contracted general activity (UDA)	3,552
Carry forward general activity (UDA)	122
16/17 Contracted orthodontic activity (UOA)	0
Carry forward orthodontic activity (UOA)	0
Baseline contract value	£79,455.55

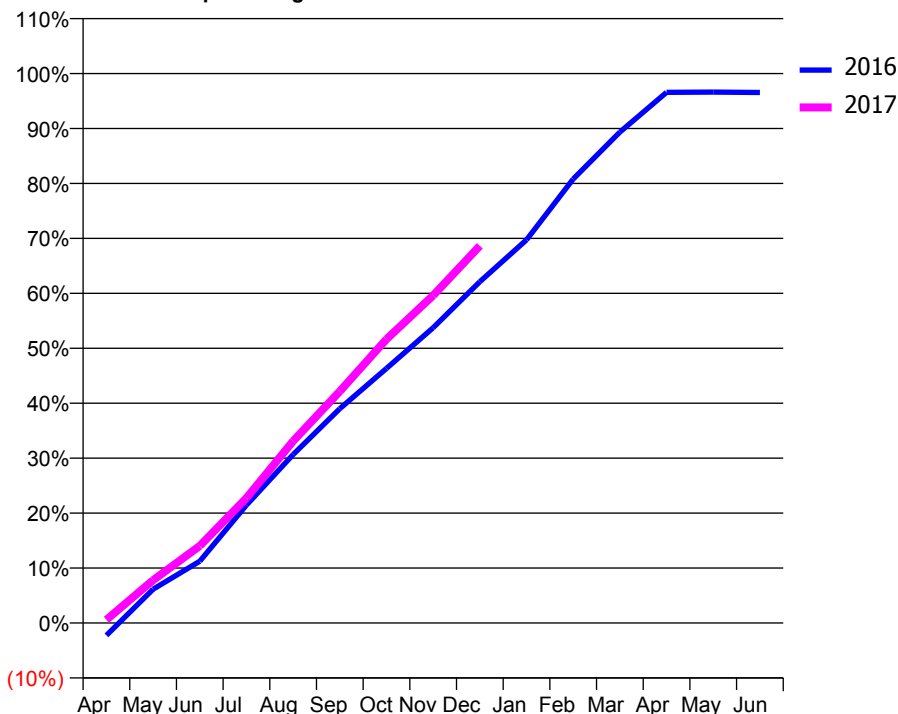
ACCESS*

Patients seen in 24 months	Total	Change since previous quarter
Quarter ending December 2015	1,798	
Quarter ending March 2016	1,789	→
Quarter ending June 2016	1,805	→
Quarter ending September 2016	1,833	→
Quarter ending December 2016	1,839	→
Variance since December 2015	2.3%	↑



ACTIVITY

Cumulative percentage of contracted UDA delivered 2016 & 2017



Month	Adjusted Scheduled Activity (UDA)	
	2016	2017
April	-81	21
May	219	277
June	400	499
July	763	808
August	1,089	1,176
September	1,385	1,497
October	1,646	1,835
November	1,909	2,117
December	2,206	2,438
January	2,477	
February	2,870	
March	3,173	
April	3,431	
May	3,432	
June	3,430	

QUALITY

	Quantity	Base Number	Contract	AT	Region	England
% of FP17s for the same patient ID Re-attending within 3 months - Children	141	2,086	6.8%	10.0%	12.1%	12.4%
% of FP17s for the same patient ID Re-attending within 3 months - Adults	8	222	3.6%	14.6%	15.9%	16.6%
% of FP17s for the same patient ID Re-attending between 3 & 9 months - Children	1,546	2,086	74.1%	60.9%	58.6%	57.5%
% of FP17s for the same patient ID Re-attending between 3 & 9 months - Adults	159	222	71.6%	53.4%	51.5%	50.4%
% of FP17s for Band 1 Urgent Courses	52	2,112	2.5%	7.3%	8.0%	9.1%
% of FP17s Relating to Free Repair or Replacements	0	2,112	0.0%	0.8%	0.8%	0.8%
% of FP17s Relating to Continuations	0	2,112	0.0%	1.3%	1.2%	1.3%
% of Patients satisfied with the dentistry they have received	1	1	N/A	92.4%	92.8%	92.7%
% of Patients satisfied with the time they had to wait for an appointment	1	1	N/A	88.8%	89.2%	88.8%

* This is based on patients treated on this contract for their most recent course of treatment. Figures in italics indicate the base number of FP17s or Patient Questionnaire responses are less than 100. N/A is shown where the base number of responses is less than 10 during the period. % is calculated as Quantity/Base number*100

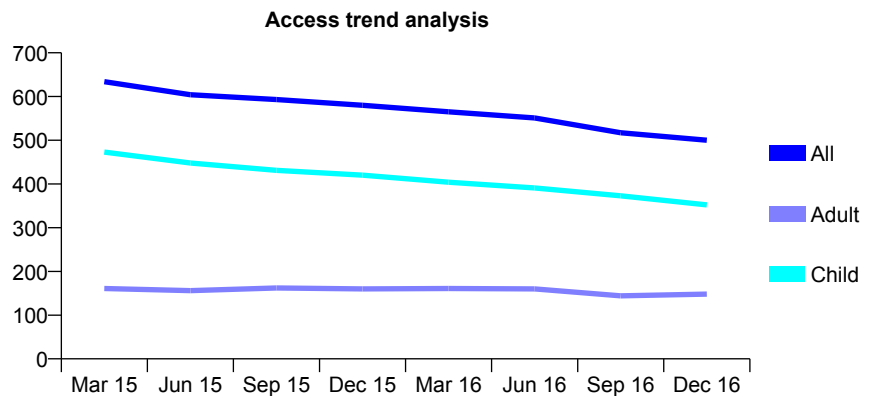
Q59 - Vital Signs At a Glance Contract Report for 101281/0132 - December 2016

Name or company name	OASIS DENTAL CARE LTD
Contract type name	GDS Contract
Purpose of contract	General
Contract start date	01/04/2006
Contract end date	

16/17 Contracted general activity (UDA)	1,021
Carry forward general activity (UDA)	-20
16/17 Contracted orthodontic activity (UOA)	0
Carry forward orthodontic activity (UOA)	0
Baseline contract value	£22,814.15

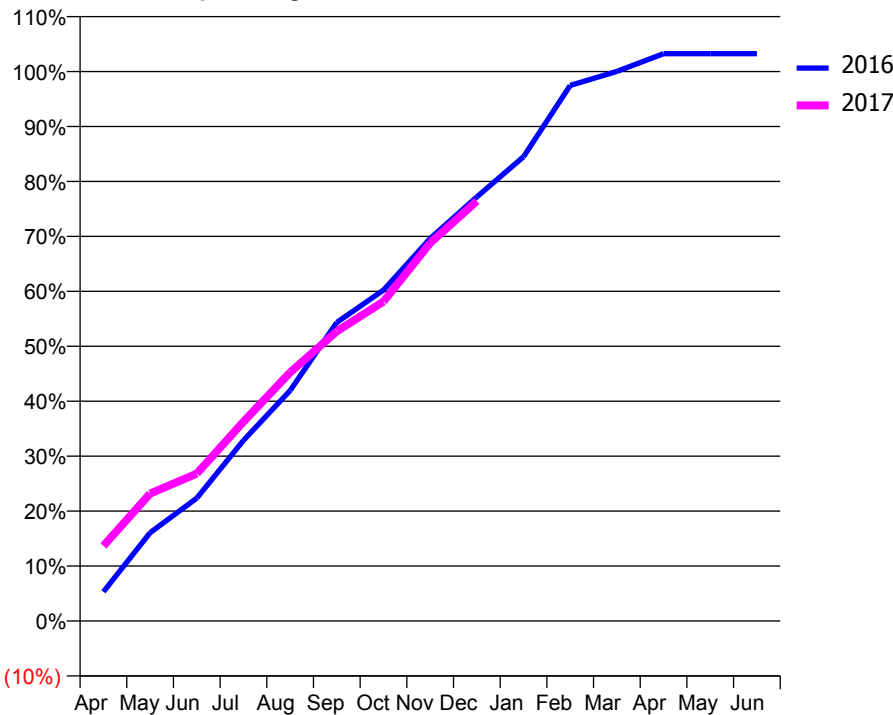
ACCESS*

Patients seen in 24 months	Total	Change since previous quarter
Quarter ending December 2015	580	
Quarter ending March 2016	565	↓
Quarter ending June 2016	551	↓
Quarter ending September 2016	517	↓
Quarter ending December 2016	500	↓
Variance since December 2015	(13.8%)	↓



ACTIVITY

Cumulative percentage of contracted UDA delivered 2016 & 2017



Month	Adjusted Scheduled Activity (UDA)	
	2016	2017
April	54	140
May	164	237
June	228	274
July	336	370
August	428	462
September	555	538
October	615	593
November	711	702
December	788	780
January	863	
February	995	
March	1,021	
April	1,054	
May	1,054	
June	1,054	

QUALITY

	Quantity	Base Number	Contract	AT	Region	England
% of FP17s for the same patient ID Re-attending within 3 months - Children	21	462	4.5%	10.0%	12.1%	12.4%
% of FP17s for the same patient ID Re-attending within 3 months - Adults	8	99	8.1%	14.6%	15.9%	16.6%
% of FP17s for the same patient ID Re-attending between 3 & 9 months - Children	340	462	73.6%	60.9%	58.6%	57.5%
% of FP17s for the same patient ID Re-attending between 3 & 9 months - Adults	48	99	48.5%	53.4%	51.5%	50.4%
% of FP17s for Band 1 Urgent Courses	12	539	2.2%	7.3%	8.0%	9.1%
% of FP17s Relating to Free Repair or Replacements	2	539	0.4%	0.8%	0.8%	0.8%
% of FP17s Relating to Continuations	1	539	0.2%	1.3%	1.2%	1.3%
% of Patients satisfied with the dentistry they have received	0	0	N/A	92.4%	92.8%	92.7%
% of Patients satisfied with the time they had to wait for an appointment	0	0	N/A	88.8%	89.2%	88.8%

* This is based on patients treated on this contract for their most recent course of treatment. Figures in italics indicate the base number of FP17s or Patient Questionnaire responses are less than 100. N/A is shown where the base number of responses is less than 10 during the period. % is calculated as Quantity/Base number*100

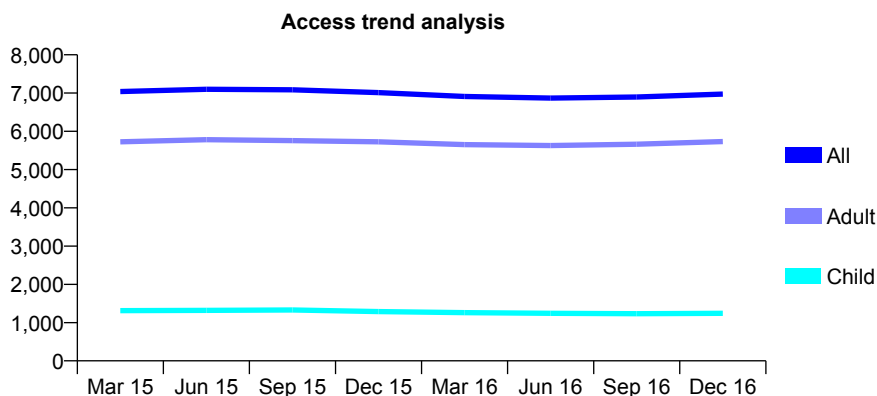
Q59 - Vital Signs At a Glance Contract Report for 101281/0161 - December 2016

Name or company name	OASIS DENTAL CARE LTD
Contract type name	GDS Contract
Purpose of contract	General
Contract start date	09/10/2006
Contract end date	

16/17 Contracted general activity (UDA)	27,589
Carry forward general activity (UDA)	0
16/17 Contracted orthodontic activity (UOA)	0
Carry forward orthodontic activity (UOA)	0
Baseline contract value	£608,139.85

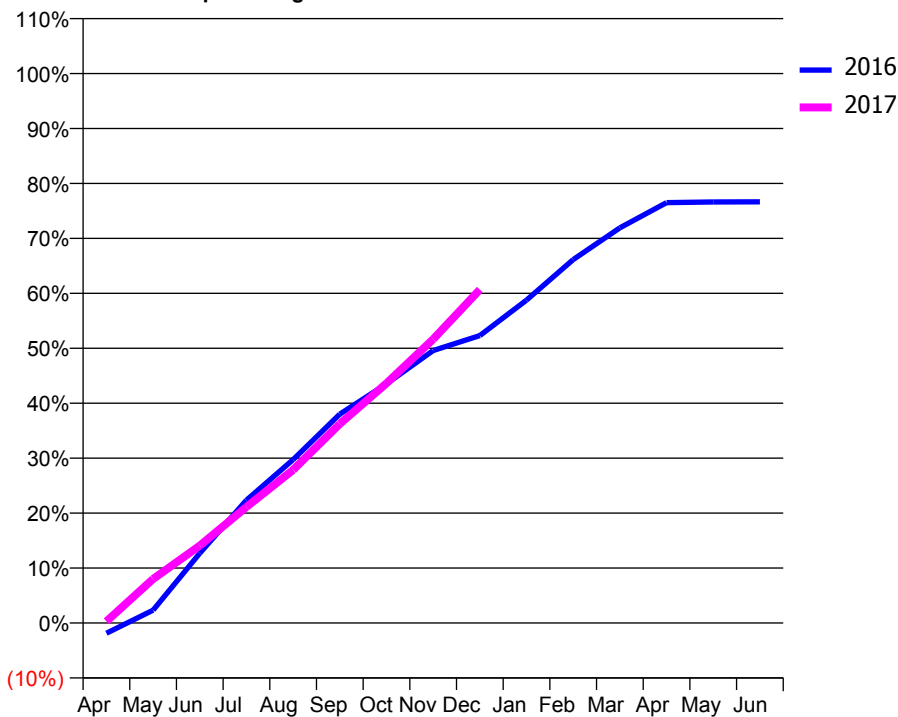
ACCESS*

Patients seen in 24 months	Total	Change since previous quarter
Quarter ending December 2015	7,011	
Quarter ending March 2016	6,912	↓
Quarter ending June 2016	6,870	→
Quarter ending September 2016	6,895	→
Quarter ending December 2016	6,975	→
Variance since December 2015	(0.5%)	→



ACTIVITY

Cumulative percentage of contracted UDA delivered 2016 & 2017



Month	Adjusted Scheduled Activity (UDA)	
	2016	2017
April	-518	85
May	649	2,212
June	3,504	3,886
July	6,170	5,828
August	8,207	7,688
September	10,490	10,001
October	12,007	12,031
November	13,681	14,251
December	14,432	16,740
January	16,211	
February	18,245	
March	19,840	
April	21,106	
May	21,141	
June	21,148	

QUALITY

	Quantity	Base Number	Contract	AT	Region	England
% of FP17s for the same patient ID Re-attending within 3 months - Children	92	1,318	7.0%	10.0%	12.1%	12.4%
% of FP17s for the same patient ID Re-attending within 3 months - Adults	1,167	6,472	18.0%	14.6%	15.9%	16.6%
% of FP17s for the same patient ID Re-attending between 3 & 9 months - Children	751	1,318	57.0%	60.9%	58.6%	57.5%
% of FP17s for the same patient ID Re-attending between 3 & 9 months - Adults	3,496	6,472	54.0%	53.4%	51.5%	50.4%
% of FP17s for Band 1 Urgent Courses	505	7,184	7.0%	7.3%	8.0%	9.1%
% of FP17s Relating to Free Repair or Replacements	140	7,184	1.9%	0.8%	0.8%	0.8%
% of FP17s Relating to Continuations	355	7,184	4.9%	1.3%	1.2%	1.3%
% of Patients satisfied with the dentistry they have received	34	36	94.4%	92.4%	92.8%	92.7%
% of Patients satisfied with the time they had to wait for an appointment	32	36	88.9%	88.8%	89.2%	88.8%

* This is based on patients treated on this contract for their most recent course of treatment. Figures in italics indicate the base number of FP17s or Patient Questionnaire responses are less than 100. N/A is shown where the base number of responses is less than 10 during the period. % is calculated as Quantity/Base number*100

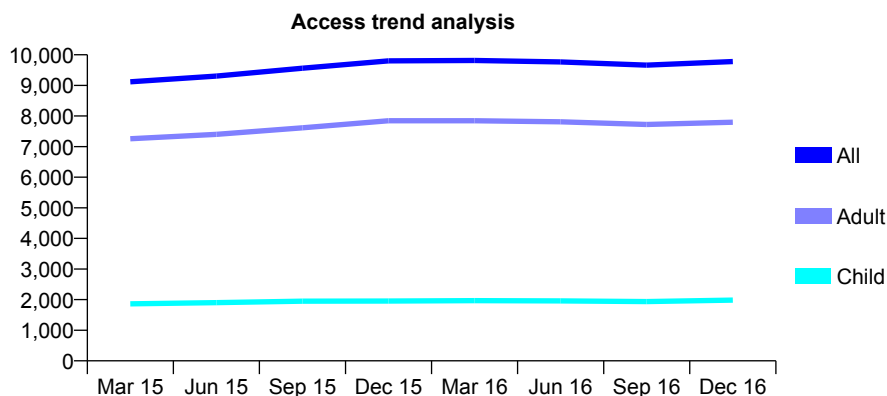
Q59 - Vital Signs At a Glance Contract Report for 101281/0178 - December 2016

Name or company name	OASIS DENTAL CARE LTD
Contract type name	GDS Contract
Purpose of contract	General
Contract start date	31/03/2008
Contract end date	

16/17 Contracted general activity (UDA)	30,000
Carry forward general activity (UDA)	1,128
16/17 Contracted orthodontic activity (UOA)	0
Carry forward orthodontic activity (UOA)	0
Baseline contract value	£661,289.15

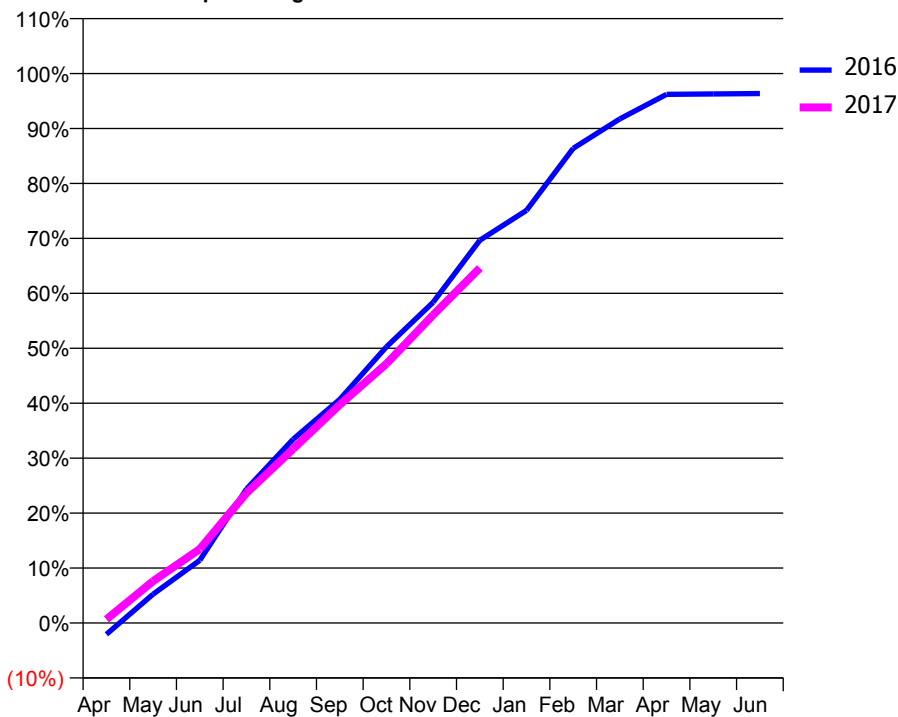
ACCESS*

Patients seen in 24 months	Total	Change since previous quarter
Quarter ending December 2015	9,800	
Quarter ending March 2016	9,815	→
Quarter ending June 2016	9,768	→
Quarter ending September 2016	9,662	↓
Quarter ending December 2016	9,780	→
Variance since December 2015	(0.2%)	→



ACTIVITY

Cumulative percentage of contracted UDA delivered 2016 & 2017



Month	Adjusted Scheduled Activity (UDA)	
	2016	2017
April	-640	204
May	1,632	2,288
June	3,537	4,040
July	7,559	7,092
August	10,374	9,502
September	12,617	11,922
October	15,584	14,157
November	18,099	16,820
December	21,597	19,386
January	23,278	
February	26,776	
March	28,443	
April	29,825	
May	29,850	
June	29,872	

QUALITY

	Quantity	Base Number	Contract	AT	Region	England
% of FP17s for the same patient ID Re-attending within 3 months - Children	157	2,284	6.9%	10.0%	12.1%	12.4%
% of FP17s for the same patient ID Re-attending within 3 months - Adults	1,302	8,735	14.9%	14.6%	15.9%	16.6%
% of FP17s for the same patient ID Re-attending between 3 & 9 months - Children	1,484	2,284	65.0%	60.9%	58.6%	57.5%
% of FP17s for the same patient ID Re-attending between 3 & 9 months - Adults	5,265	8,735	60.3%	53.4%	51.5%	50.4%
% of FP17s for Band 1 Urgent Courses	772	10,263	7.5%	7.3%	8.0%	9.1%
% of FP17s Relating to Free Repair or Replacements	81	10,263	0.8%	0.8%	0.8%	0.8%
% of FP17s Relating to Continuations	237	10,263	2.3%	1.3%	1.2%	1.3%
% of Patients satisfied with the dentistry they have received	17	18	94.4%	92.4%	92.8%	92.7%
% of Patients satisfied with the time they had to wait for an appointment	15	18	83.3%	88.8%	89.2%	88.8%

* This is based on patients treated on this contract for their most recent course of treatment. Figures in italics indicate the base number of FP17s or Patient Questionnaire responses are less than 100. N/A is shown where the base number of responses is less than 10 during the period. % is calculated as Quantity/Base number*100

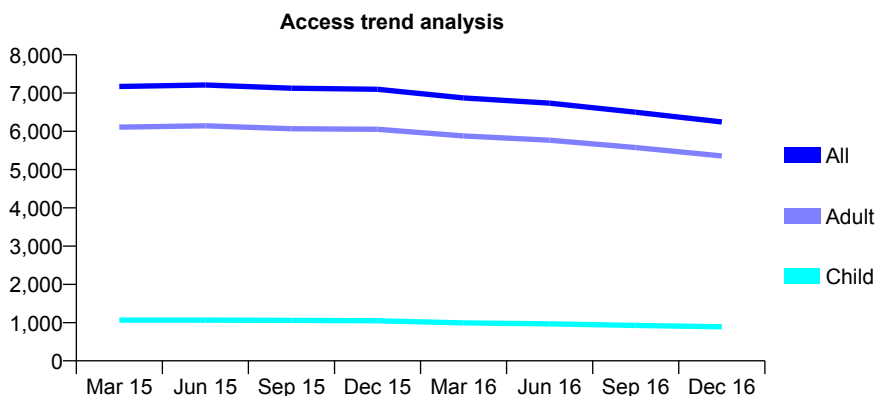
Q59 - Vital Signs At a Glance Contract Report for 101281/0197 - December 2016

Name or company name	OASIS DENTAL CARE LTD
Contract type name	GDS Contract
Purpose of contract	General
Contract start date	01/04/2009
Contract end date	

16/17 Contracted general activity (UDA)	22,500
Carry forward general activity (UDA)	-76
16/17 Contracted orthodontic activity (UOA)	0
Carry forward orthodontic activity (UOA)	0
Baseline contract value	£495,925.49

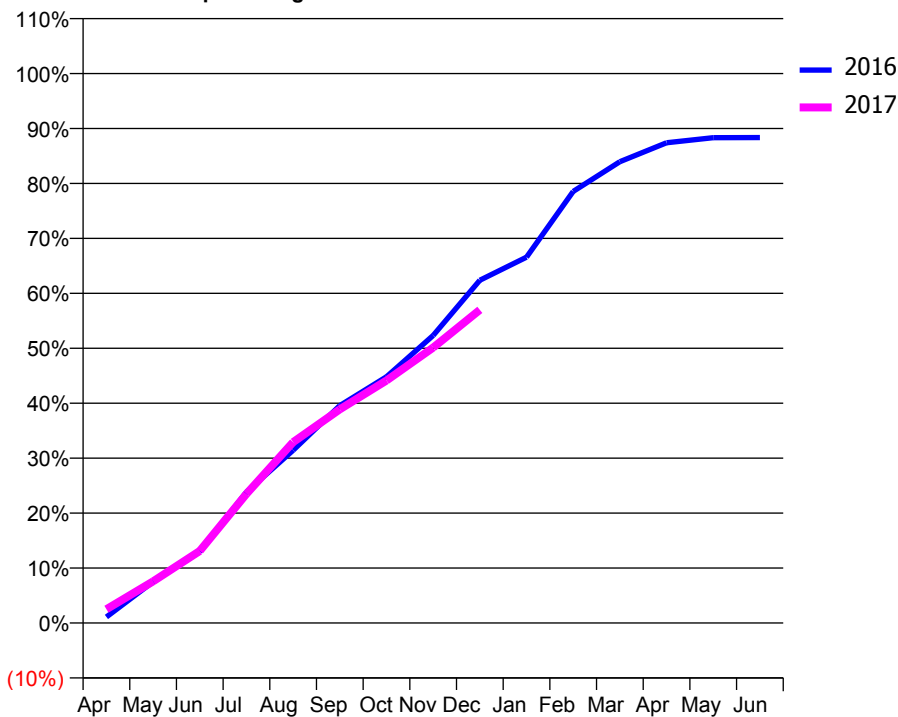
ACCESS*

Patients seen in 24 months	Total	Change since previous quarter
Quarter ending December 2015	7,099	
Quarter ending March 2016	6,872	↓
Quarter ending June 2016	6,736	↓
Quarter ending September 2016	6,501	↓
Quarter ending December 2016	6,245	↓
Variance since December 2015	(12.0%)	↓



ACTIVITY

Cumulative percentage of contracted UDA delivered 2016 & 2017



Month	Adjusted Scheduled Activity (UDA)	
	2016	2017
April	277	568
May	1,876	1,707
June	3,242	2,951
July	5,960	5,286
August	7,859	7,409
September	9,893	8,749
October	11,201	9,928
November	13,084	11,276
December	15,597	12,821
January	16,646	
February	19,632	
March	20,990	
April	21,849	
May	22,082	
June	22,086	

QUALITY

	Quantity	Base Number	Contract	AT	Region	England
% of FP17s for the same patient ID Re-attending within 3 months - Children	82	947	8.7%	10.0%	12.1%	12.4%
% of FP17s for the same patient ID Re-attending within 3 months - Adults	864	6,085	14.2%	14.6%	15.9%	16.6%
% of FP17s for the same patient ID Re-attending between 3 & 9 months - Children	629	947	66.4%	60.9%	58.6%	57.5%
% of FP17s for the same patient ID Re-attending between 3 & 9 months - Adults	4,087	6,085	67.2%	53.4%	51.5%	50.4%
% of FP17s for Band 1 Urgent Courses	339	6,515	5.2%	7.3%	8.0%	9.1%
% of FP17s Relating to Free Repair or Replacements	133	6,515	2.0%	0.8%	0.8%	0.8%
% of FP17s Relating to Continuations	149	6,515	2.3%	1.3%	1.2%	1.3%
% of Patients satisfied with the dentistry they have received	29	33	87.9%	92.4%	92.8%	92.7%
% of Patients satisfied with the time they had to wait for an appointment	28	33	84.8%	88.8%	89.2%	88.8%

* This is based on patients treated on this contract for their most recent course of treatment. Figures in italics indicate the base number of FP17s or Patient Questionnaire responses are less than 100. N/A is shown where the base number of responses is less than 10 during the period. % is calculated as Quantity/Base number*100

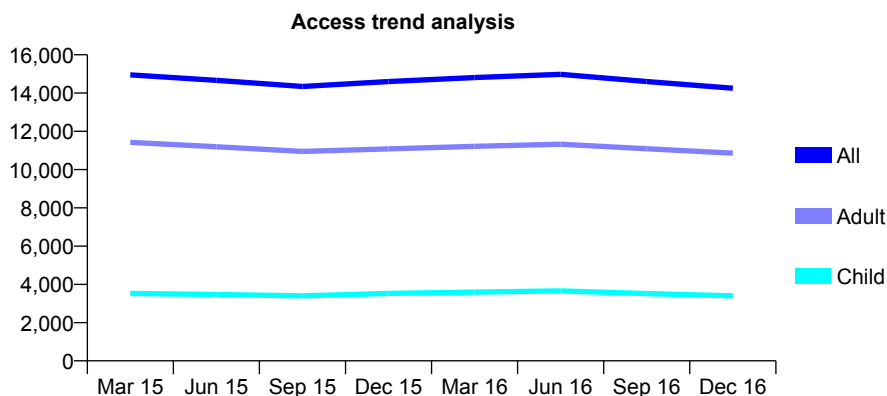
Q59 - Vital Signs At a Glance Contract Report for 101281/0230 - December 2016

Name or company name	OASIS DENTAL CARE LTD
Contract type name	PDS Plus Contract
Purpose of contract	General
Contract start date	01/02/2011
Contract end date	28/02/2017

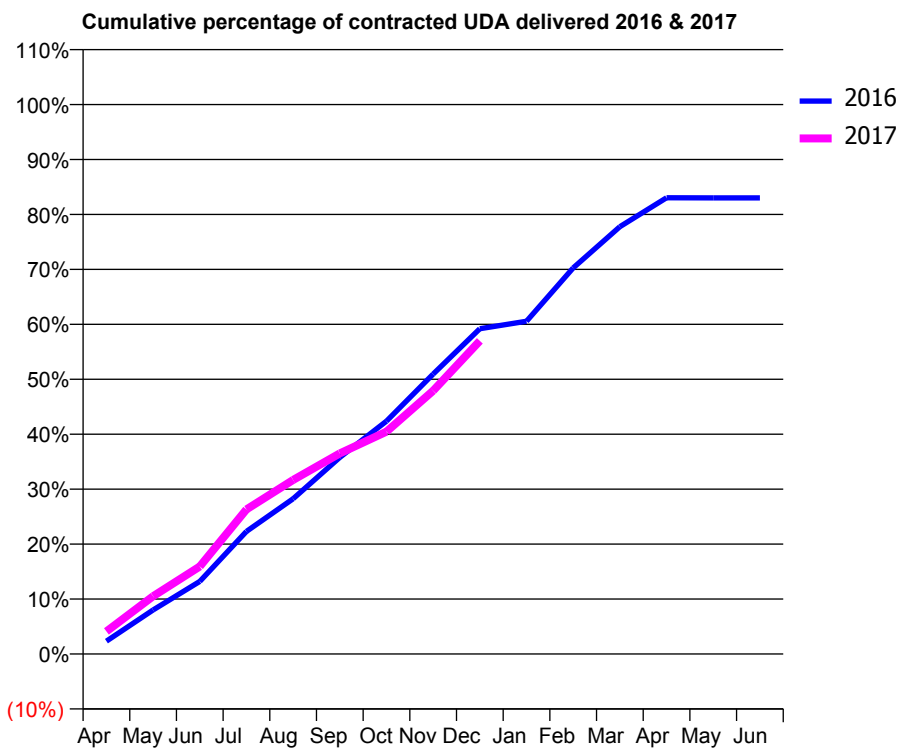
16/17 Contracted general activity (UDA)	45,558
Carry forward general activity (UDA)	0
16/17 Contracted orthodontic activity (UOA)	0
Carry forward orthodontic activity (UOA)	0
Baseline contract value	£592,722.61

ACCESS*

Patients seen in 24 months	Total	Change since previous quarter
Quarter ending December 2015	14,605	
Quarter ending March 2016	14,811	→
Quarter ending June 2016	14,980	→
Quarter ending September 2016	14,604	↓
Quarter ending December 2016	14,257	↓
Variance since December 2015	(2.4%)	↓



ACTIVITY



Month	Adjusted Scheduled Activity (UDA)	
	2016	2017
April	1,167	1,875
May	3,985	4,789
June	6,566	7,256
July	11,086	11,986
August	14,049	14,433
September	17,786	16,630
October	21,069	18,437
November	25,320	21,833
December	29,424	25,969
January	30,098	
February	34,924	
March	38,652	
April	41,270	
May	41,253	
June	41,250	

QUALITY

	Quantity	Base Number	Contract	AT	Region	England
% of FP17s for the same patient ID Re-attending within 3 months - Children	293	4,027	7.3%	10.0%	12.1%	12.4%
% of FP17s for the same patient ID Re-attending within 3 months - Adults	2,011	11,959	16.8%	14.6%	15.9%	16.6%
% of FP17s for the same patient ID Re-attending between 3 & 9 months - Children	2,762	4,027	68.6%	60.9%	58.6%	57.5%
% of FP17s for the same patient ID Re-attending between 3 & 9 months - Adults	6,974	11,959	58.3%	53.4%	51.5%	50.4%
% of FP17s for Band 1 Urgent Courses	1,451	14,150	10.3%	7.3%	8.0%	9.1%
% of FP17s Relating to Free Repair or Replacements	122	14,150	0.9%	0.8%	0.8%	0.8%
% of FP17s Relating to Continuations	458	14,150	3.2%	1.3%	1.2%	1.3%
% of Patients satisfied with the dentistry they have received	33	36	91.7%	92.4%	92.8%	92.7%
% of Patients satisfied with the time they had to wait for an appointment	31	36	86.1%	88.8%	89.2%	88.8%

* This is based on patients treated on this contract for their most recent course of treatment. Figures in italics indicate the base number of FP17s or Patient Questionnaire responses are less than 100. N/A is shown where the base number of responses is less than 10 during the period. % is calculated as Quantity/Base number*100

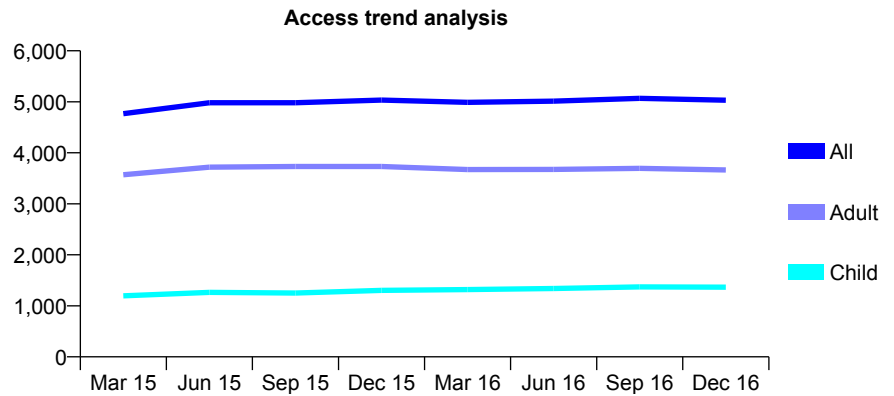
Q59 - Vital Signs At a Glance Contract Report for 101362/0015 - December 2016

Name or company name	Rodericks Dental Limited
Contract type name	GDS Contract
Purpose of contract	General
Contract start date	16/02/2009
Contract end date	

16/17 Contracted general activity (UDA)	12,250
Carry forward general activity (UDA)	-285
16/17 Contracted orthodontic activity (UOA)	0
Carry forward orthodontic activity (UOA)	0
Baseline contract value	£284,376.89

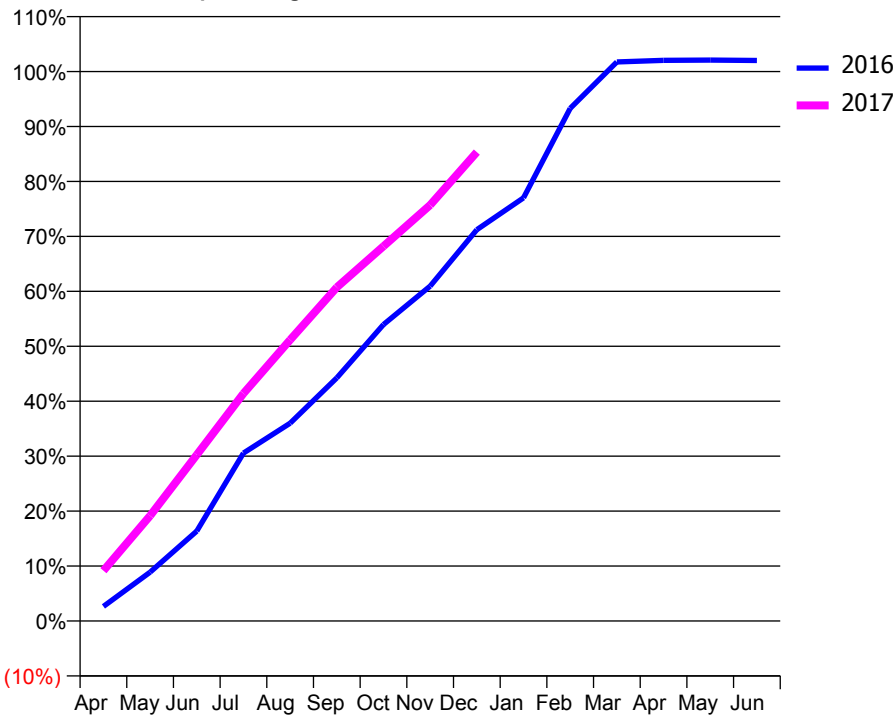
ACCESS*

Patients seen in 24 months	Total	Change since previous quarter
Quarter ending December 2015	5,033	
Quarter ending March 2016	4,990	→
Quarter ending June 2016	5,014	→
Quarter ending September 2016	5,067	→
Quarter ending December 2016	5,031	→
Variance since December 2015	(0.0%)	→



ACTIVITY

Cumulative percentage of contracted UDA delivered 2016 & 2017



Month	Adjusted Scheduled Activity (UDA)	
	2016	2017
April	379	1,122
May	1,266	2,348
June	2,332	3,704
July	4,355	5,073
August	5,131	6,267
September	6,307	7,438
October	7,688	8,356
November	8,685	9,273
December	10,147	10,455
January	10,972	
February	13,295	
March	14,498	
April	14,538	
May	14,547	
June	14,535	

QUALITY

	Quantity	Base Number	Contract	AT	Region	England
% of FP17s for the same patient ID Re-attending within 3 months - Children	133	1,506	8.8%	10.0%	12.1%	12.4%
% of FP17s for the same patient ID Re-attending within 3 months - Adults	517	3,368	15.4%	14.6%	15.9%	16.6%
% of FP17s for the same patient ID Re-attending between 3 & 9 months - Children	944	1,506	62.7%	60.9%	58.6%	57.5%
% of FP17s for the same patient ID Re-attending between 3 & 9 months - Adults	1,612	3,368	47.9%	53.4%	51.5%	50.4%
% of FP17s for Band 1 Urgent Courses	348	4,842	7.2%	7.3%	8.0%	9.1%
% of FP17s Relating to Free Repair or Replacements	89	4,842	1.8%	0.8%	0.8%	0.8%
% of FP17s Relating to Continuations	63	4,842	1.3%	1.3%	1.2%	1.3%
% of Patients satisfied with the dentistry they have received	11	12	91.7%	92.4%	92.8%	92.7%
% of Patients satisfied with the time they had to wait for an appointment	12	12	100.0%	88.8%	89.2%	88.8%

* This is based on patients treated on this contract for their most recent course of treatment. Figures in italics indicate the base number of FP17s or Patient Questionnaire responses are less than 100. N/A is shown where the base number of responses is less than 10 during the period. % is calculated as Quantity/Base number*100

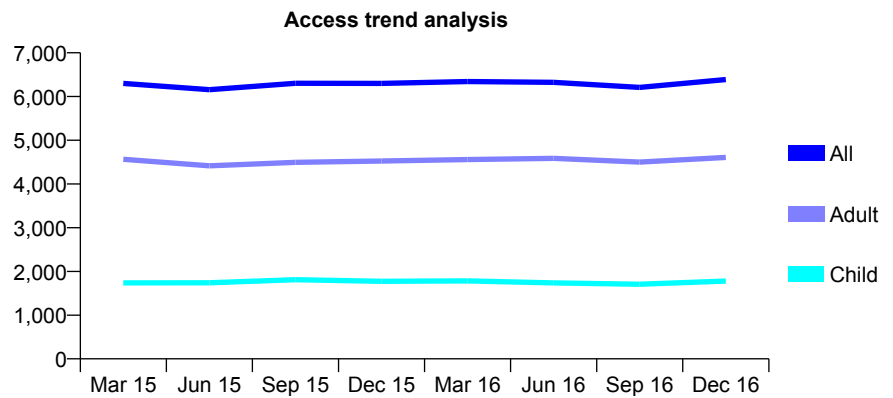
Q59 - Vital Signs At a Glance Contract Report for 101362/0033 - December 2016

Name or company name	Rodericks Dental Limited
Contract type name	PDS Plus Contract
Purpose of contract	General
Contract start date	01/09/2010
Contract end date	28/02/2017

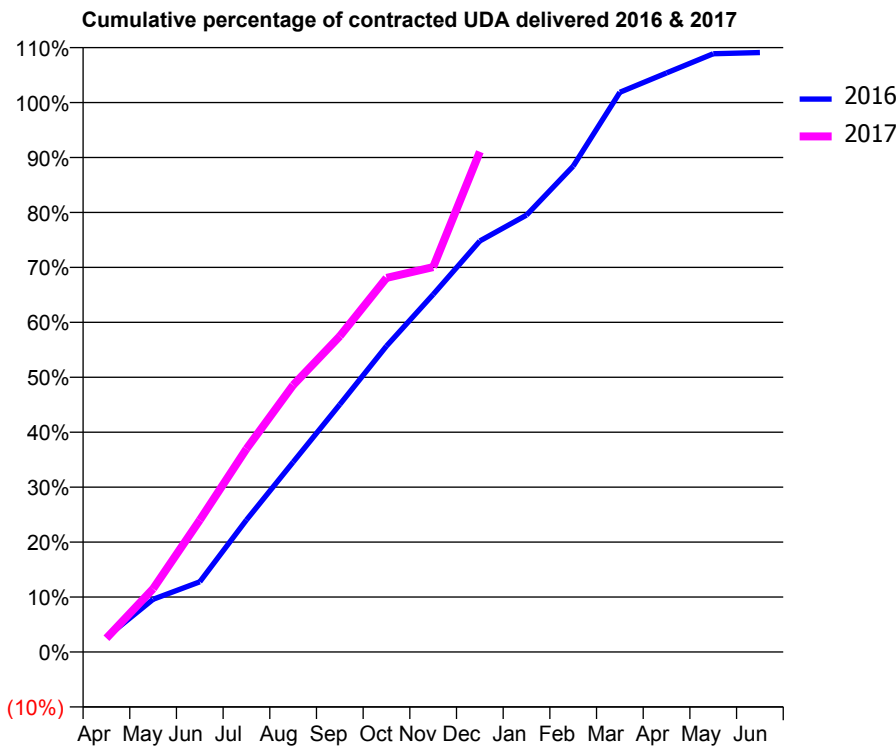
16/17 Contracted general activity (UDA)	11,458
Carry forward general activity (UDA)	-287
16/17 Contracted orthodontic activity (UOA)	0
Carry forward orthodontic activity (UOA)	0
Baseline contract value	£158,392.78

ACCESS*

Patients seen in 24 months	Total	Change since previous quarter
Quarter ending December 2015	6,299	
Quarter ending March 2016	6,342	→
Quarter ending June 2016	6,323	→
Quarter ending September 2016	6,209	↓
Quarter ending December 2016	6,389	↑
Variance since December 2015	1.4%	→



ACTIVITY



Month	Adjusted Scheduled Activity (UDA)	
	2016	2017
April	362	287
May	1,288	1,319
June	1,716	2,752
July	3,227	4,236
August	4,641	5,565
September	6,049	6,586
October	7,476	7,801
November	8,736	8,026
December	10,042	10,431
January	10,676	
February	11,871	
March	13,676	
April	14,147	
May	14,616	
June	14,647	

QUALITY

	Quantity	Base Number	Contract	AT	Region	England
% of FP17s for the same patient ID Re-attending within 3 months - Children	108	1,775	6.1%	10.0%	12.1%	12.4%
% of FP17s for the same patient ID Re-attending within 3 months - Adults	309	3,883	8.0%	14.6%	15.9%	16.6%
% of FP17s for the same patient ID Re-attending between 3 & 9 months - Children	903	1,775	50.9%	60.9%	58.6%	57.5%
% of FP17s for the same patient ID Re-attending between 3 & 9 months - Adults	1,626	3,883	41.9%	53.4%	51.5%	50.4%
% of FP17s for Band 1 Urgent Courses	220	5,180	4.2%	7.3%	8.0%	9.1%
% of FP17s Relating to Free Repair or Replacements	18	5,180	0.3%	0.8%	0.8%	0.8%
% of FP17s Relating to Continuations	29	5,180	0.6%	1.3%	1.2%	1.3%
% of Patients satisfied with the dentistry they have received	8	8	N/A	92.4%	92.8%	92.7%
% of Patients satisfied with the time they had to wait for an appointment	8	8	N/A	88.8%	89.2%	88.8%

* This is based on patients treated on this contract for their most recent course of treatment. Figures in italics indicate the base number of FP17s or Patient Questionnaire responses are less than 100. N/A is shown where the base number of responses is less than 10 during the period. % is calculated as Quantity/Base number*100

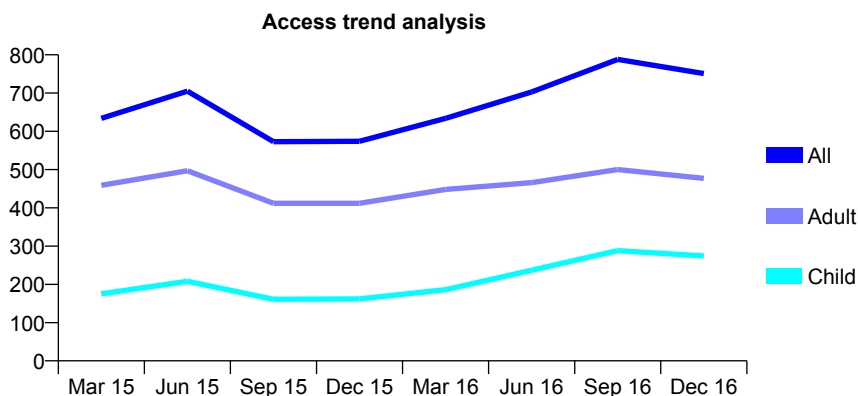
Q59 - Vital Signs At a Glance Contract Report for 101362/0049 - December 2016

Name or company name	Rodericks Dental Limited
Contract type name	GDS Contract
Purpose of contract	General
Contract start date	01/04/2012
Contract end date	

16/17 Contracted general activity (UDA)	1,383
Carry forward general activity (UDA)	-28
16/17 Contracted orthodontic activity (UOA)	0
Carry forward orthodontic activity (UOA)	0
Baseline contract value	£25,256.98

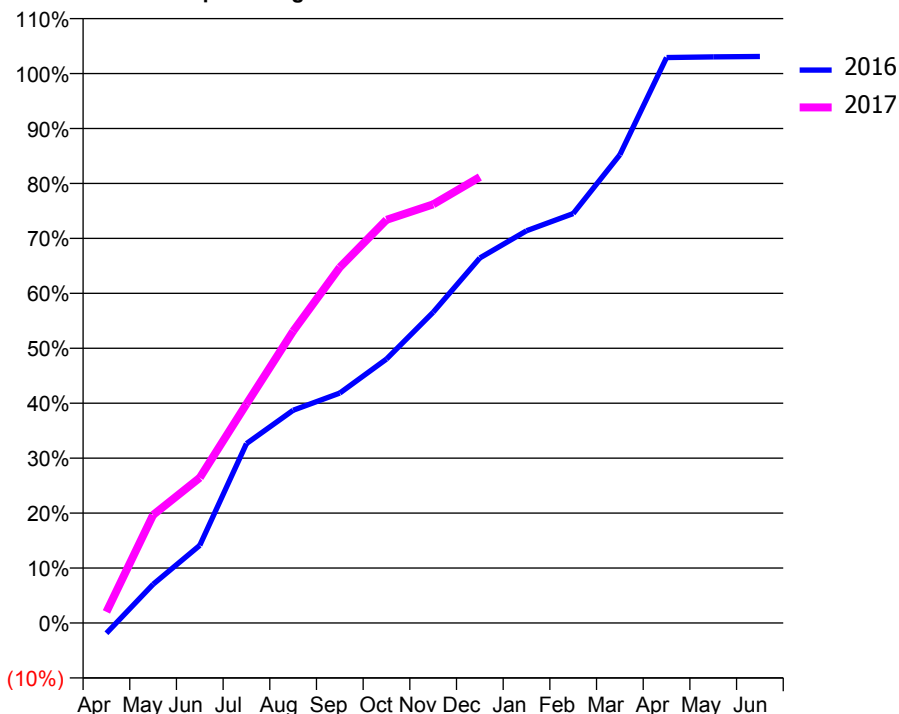
ACCESS*

Patients seen in 24 months	Total	Change since previous quarter
Quarter ending December 2015	574	
Quarter ending March 2016	634	↑
Quarter ending June 2016	703	↑
Quarter ending September 2016	788	↑
Quarter ending December 2016	751	↓
Variance since December 2015	30.8%	↑



ACTIVITY

Cumulative percentage of contracted UDA delivered 2016 & 2017



Adjusted Scheduled Activity (UDA)

Month	2016	2017
April	-26	28
May	98	272
June	196	366
July	452	551
August	536	734
September	579	895
October	664	1,015
November	782	1,054
December	919	1,122
January	987	
February	1,031	
March	1,178	
April	1,423	
May	1,425	
June	1,426	

QUALITY

	Quantity	Base Number	Contract	AT	Region	England
% of FP17s for the same patient ID Re-attending within 3 months - Children	12	376	3.2%	10.0%	12.1%	12.4%
% of FP17s for the same patient ID Re-attending within 3 months - Adults	22	577	3.8%	14.6%	15.9%	16.6%
% of FP17s for the same patient ID Re-attending between 3 & 9 months - Children	36	376	9.6%	60.9%	58.6%	57.5%
% of FP17s for the same patient ID Re-attending between 3 & 9 months - Adults	21	577	3.6%	53.4%	51.5%	50.4%
% of FP17s for Band 1 Urgent Courses	307	845	36.3%	7.3%	8.0%	9.1%
% of FP17s Relating to Free Repair or Replacements	5	845	0.6%	0.8%	0.8%	0.8%
% of FP17s Relating to Continuations	1	845	0.1%	1.3%	1.2%	1.3%
% of Patients satisfied with the dentistry they have received	0	0	N/A	92.4%	92.8%	92.7%
% of Patients satisfied with the time they had to wait for an appointment	0	0	N/A	88.8%	89.2%	88.8%

* This is based on patients treated on this contract for their most recent course of treatment. Figures in italics indicate the base number of FP17s or Patient Questionnaire responses are less than 100. N/A is shown where the base number of responses is less than 10 during the period. % is calculated as Quantity/Base number*100

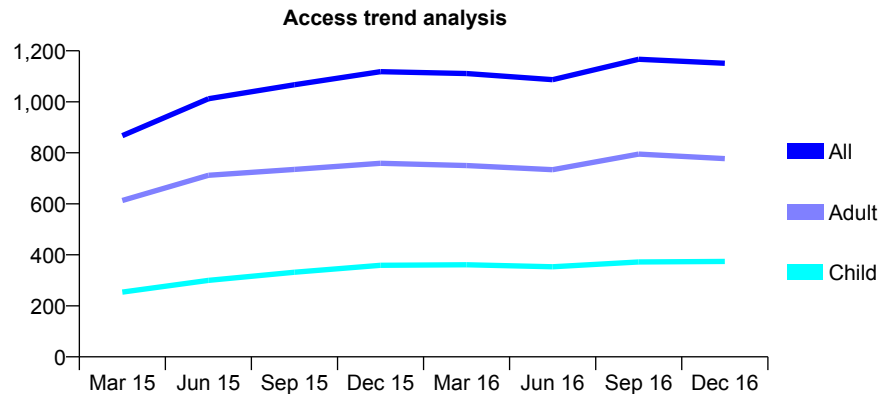
Q59 - Vital Signs At a Glance Contract Report for 101370/0033 - December 2016

Name or company name	Petrie Tucker & Partners Ltd
Contract type name	GDS Contract
Purpose of contract	General and Orthodontic
Contract start date	01/04/2006
Contract end date	

16/17 Contracted general activity (UDA)	2,300
Carry forward general activity (UDA)	0
16/17 Contracted orthodontic activity (UOA)	4,510
Carry forward orthodontic activity (UOA)	0
Baseline contract value	£354,669.02

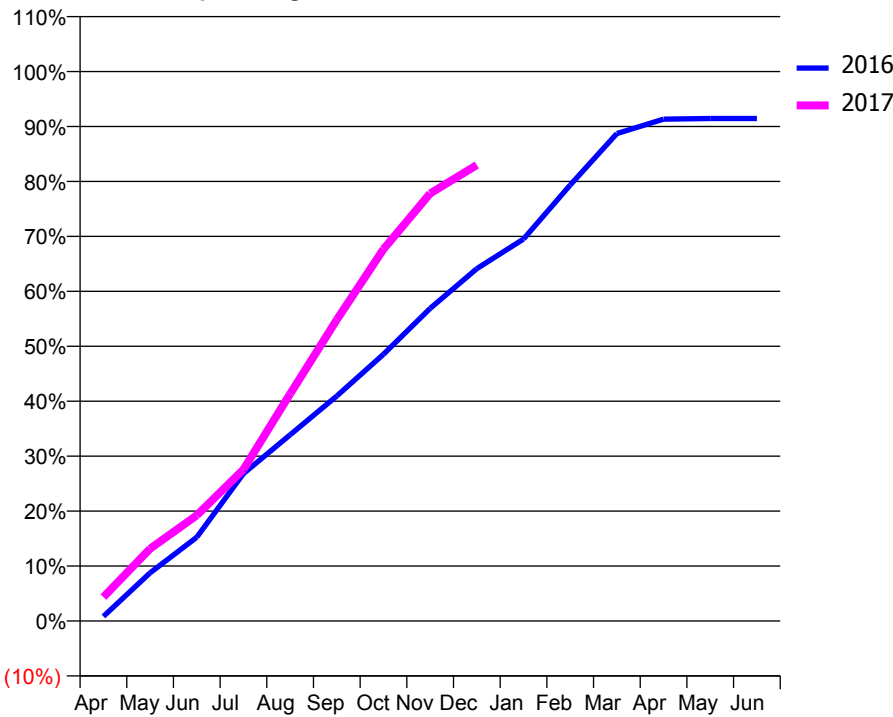
ACCESS*

Patients seen in 24 months	Total	Change since previous quarter
Quarter ending December 2015	1,118	
Quarter ending March 2016	1,111	→
Quarter ending June 2016	1,087	↓
Quarter ending September 2016	1,167	↑
Quarter ending December 2016	1,151	↓
Variance since December 2015	3.0%	↑



ACTIVITY

Cumulative percentage of contracted UDA delivered 2016 & 2017



Month	Adjusted Scheduled Activity (UDA)	
	2016	2017
April	29	100
May	307	303
June	534	442
July	939	634
August	1,186	951
September	1,433	1,261
October	1,699	1,557
November	1,992	1,790
December	2,244	1,909
January	2,433	
February	2,777	
March	3,104	
April	3,197	
May	3,201	
June	3,201	

QUALITY

	Quantity	Base Number	Contract	AT	Region	England
% of FP17s for the same patient ID Re-attending within 3 months - Children	12	647	1.9%	10.0%	12.1%	12.4%
% of FP17s for the same patient ID Re-attending within 3 months - Adults	61	679	9.0%	14.6%	15.9%	16.6%
% of FP17s for the same patient ID Re-attending between 3 & 9 months - Children	184	647	28.4%	60.9%	58.6%	57.5%
% of FP17s for the same patient ID Re-attending between 3 & 9 months - Adults	330	679	48.6%	53.4%	51.5%	50.4%
% of FP17s for Band 1 Urgent Courses	73	931	7.8%	7.3%	8.0%	9.1%
% of FP17s Relating to Free Repair or Replacements	0	931	0.0%	0.8%	0.8%	0.8%
% of FP17s Relating to Continuations	6	931	0.6%	1.3%	1.2%	1.3%
% of Patients satisfied with the dentistry they have received	3	4	N/A	92.4%	92.8%	92.7%
% of Patients satisfied with the time they had to wait for an appointment	4	4	N/A	88.8%	89.2%	88.8%

* This is based on patients treated on this contract for their most recent course of treatment. Figures in italics indicate the base number of FP17s or Patient Questionnaire responses are less than 100. N/A is shown where the base number of responses is less than 10 during the period. % is calculated as Quantity/Base number*100

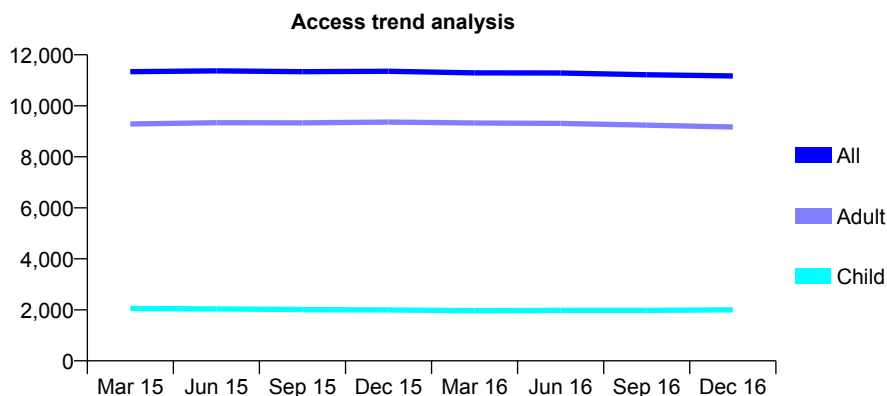
Q59 - Vital Signs At a Glance Contract Report for 101370/0034 - December 2016

Name or company name	Petrie Tucker & Partners Ltd
Contract type name	GDS Contract
Purpose of contract	General
Contract start date	01/04/2006
Contract end date	

16/17 Contracted general activity (UDA)	30,186
Carry forward general activity (UDA)	0
16/17 Contracted orthodontic activity (UOA)	0
Carry forward orthodontic activity (UOA)	0
Baseline contract value	£723,575.00

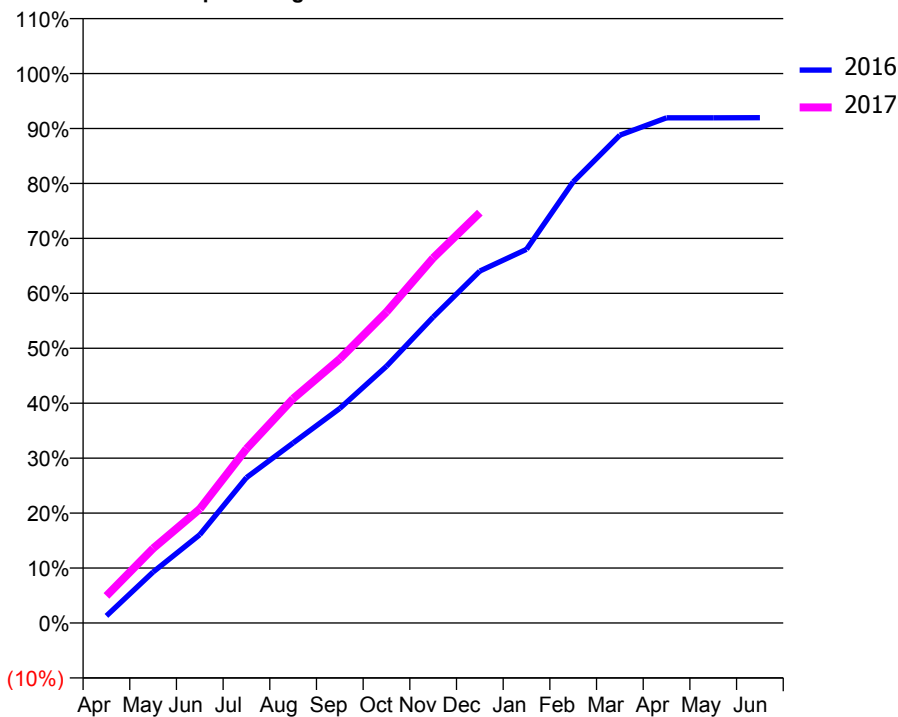
ACCESS*

Patients seen in 24 months	Total	Change since previous quarter
Quarter ending December 2015	11,356	
Quarter ending March 2016	11,291	→
Quarter ending June 2016	11,287	→
Quarter ending September 2016	11,219	→
Quarter ending December 2016	11,171	→
Variance since December 2015	(1.6%)	↓



ACTIVITY

Cumulative percentage of contracted UDA delivered 2016 & 2017



QUALITY

	Quantity	Base Number	Contract	AT	Region	England
% of FP17s for the same patient ID Re-attending within 3 months - Children	112	2,158	5.2%	10.0%	12.1%	12.4%
% of FP17s for the same patient ID Re-attending within 3 months - Adults	974	8,668	11.2%	14.6%	15.9%	16.6%
% of FP17s for the same patient ID Re-attending between 3 & 9 months - Children	1,117	2,158	51.8%	60.9%	58.6%	57.5%
% of FP17s for the same patient ID Re-attending between 3 & 9 months - Adults	3,253	8,668	37.5%	53.4%	51.5%	50.4%
% of FP17s for Band 1 Urgent Courses	399	10,379	3.8%	7.3%	8.0%	9.1%
% of FP17s Relating to Free Repair or Replacements	124	10,379	1.2%	0.8%	0.8%	0.8%
% of FP17s Relating to Continuations	295	10,379	2.8%	1.3%	1.2%	1.3%
% of Patients satisfied with the dentistry they have received	21	23	91.3%	92.4%	92.8%	92.7%
% of Patients satisfied with the time they had to wait for an appointment	23	23	100.0%	88.8%	89.2%	88.8%

* This is based on patients treated on this contract for their most recent course of treatment. Figures in italics indicate the base number of FP17s or Patient Questionnaire responses are less than 100. N/A is shown where the base number of responses is less than 10 during the period. % is calculated as Quantity/Base number*100

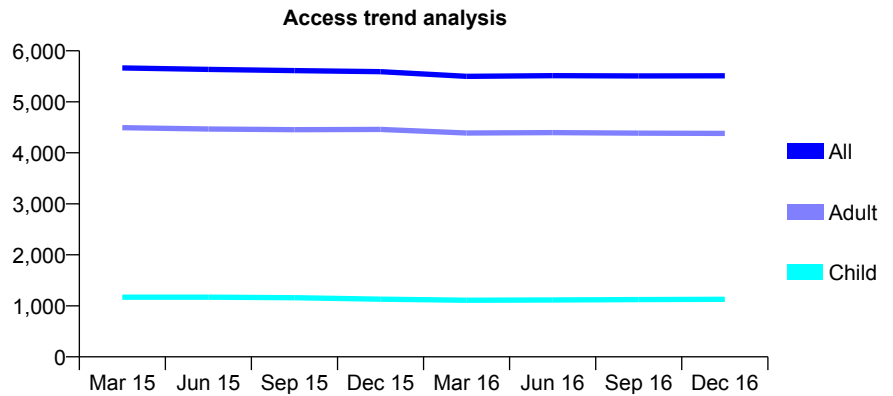
Q59 - Vital Signs At a Glance Contract Report for 101370/0035 - December 2016

Name or company name	Petrie Tucker & Partners Ltd
Contract type name	GDS Contract
Purpose of contract	General
Contract start date	01/04/2006
Contract end date	

16/17 Contracted general activity (UDA)	19,958
Carry forward general activity (UDA)	0
16/17 Contracted orthodontic activity (UOA)	0
Carry forward orthodontic activity (UOA)	0
Baseline contract value	£526,711.96

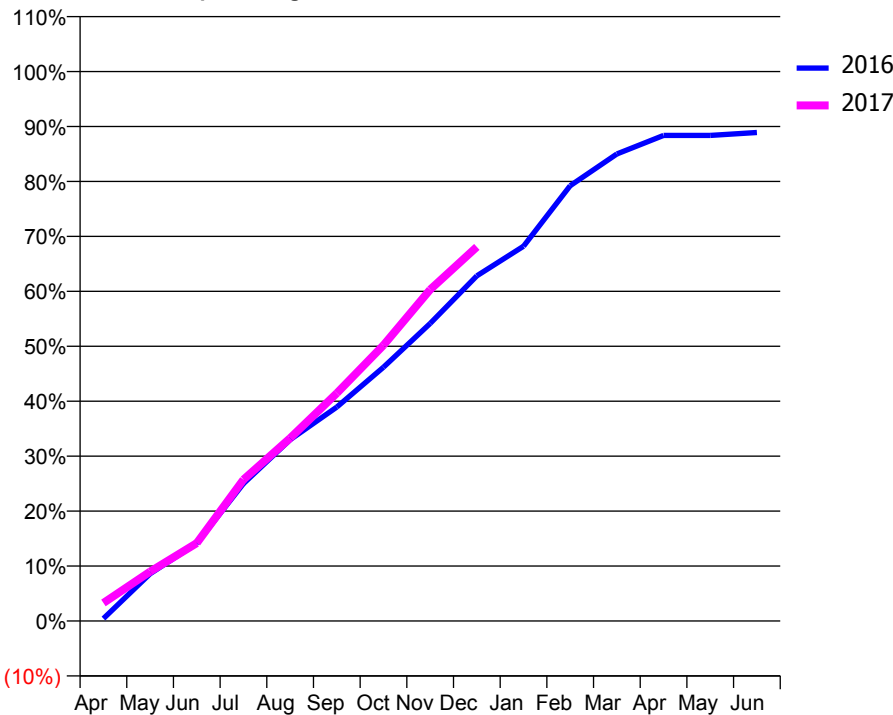
ACCESS*

Patients seen in 24 months	Total	Change since previous quarter
Quarter ending December 2015	5,590	
Quarter ending March 2016	5,499	↓
Quarter ending June 2016	5,512	→
Quarter ending September 2016	5,507	→
Quarter ending December 2016	5,509	→
Variance since December 2015	(1.4%)	↓



ACTIVITY

Cumulative percentage of contracted UDA delivered 2016 & 2017



Month	Adjusted Scheduled Activity (UDA)	
	2016	2017
April	92	654
May	1,715	1,795
June	2,822	2,832
July	4,992	5,138
August	6,583	6,644
September	7,770	8,276
October	9,219	10,020
November	10,808	12,040
December	12,539	13,588
January	13,611	
February	15,811	
March	16,964	
April	17,638	
May	17,639	
June	17,742	

QUALITY

	Quantity	Base Number	Contract	AT	Region	England
% of FP17s for the same patient ID Re-attending within 3 months - Children	124	1,377	9.0%	10.0%	12.1%	12.4%
% of FP17s for the same patient ID Re-attending within 3 months - Adults	683	4,667	14.6%	14.6%	15.9%	16.6%
% of FP17s for the same patient ID Re-attending between 3 & 9 months - Children	820	1,377	59.5%	60.9%	58.6%	57.5%
% of FP17s for the same patient ID Re-attending between 3 & 9 months - Adults	2,564	4,667	54.9%	53.4%	51.5%	50.4%
% of FP17s for Band 1 Urgent Courses	219	5,615	3.9%	7.3%	8.0%	9.1%
% of FP17s Relating to Free Repair or Replacements	25	5,615	0.4%	0.8%	0.8%	0.8%
% of FP17s Relating to Continuations	246	5,615	4.4%	1.3%	1.2%	1.3%
% of Patients satisfied with the dentistry they have received	17	17	100.0%	92.4%	92.8%	92.7%
% of Patients satisfied with the time they had to wait for an appointment	16	17	94.1%	88.8%	89.2%	88.8%

* This is based on patients treated on this contract for their most recent course of treatment. Figures in italics indicate the base number of FP17s or Patient Questionnaire responses are less than 100. N/A is shown where the base number of responses is less than 10 during the period. % is calculated as Quantity/Base number*100

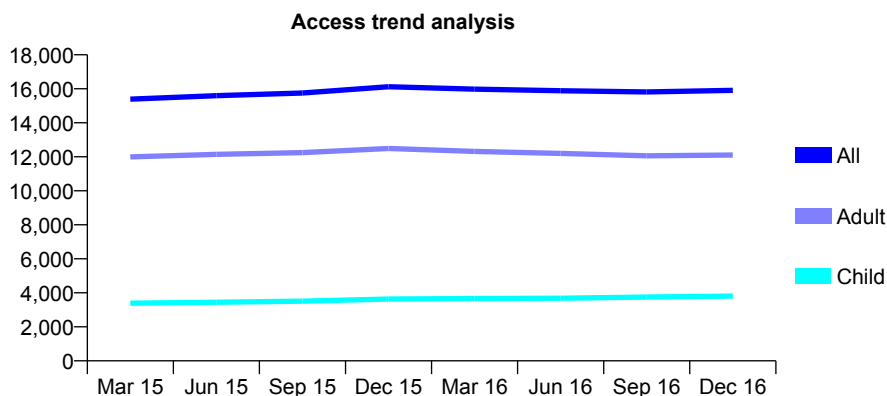
Q59 - Vital Signs At a Glance Contract Report for 101370/0085 - December 2016

Name or company name	Petrie Tucker & Partners Ltd
Contract type name	GDS Contract
Purpose of contract	General
Contract start date	01/04/2007
Contract end date	

16/17 Contracted general activity (UDA)	39,056
Carry forward general activity (UDA)	0
16/17 Contracted orthodontic activity (UOA)	0
Carry forward orthodontic activity (UOA)	0
Baseline contract value	£974,788.99

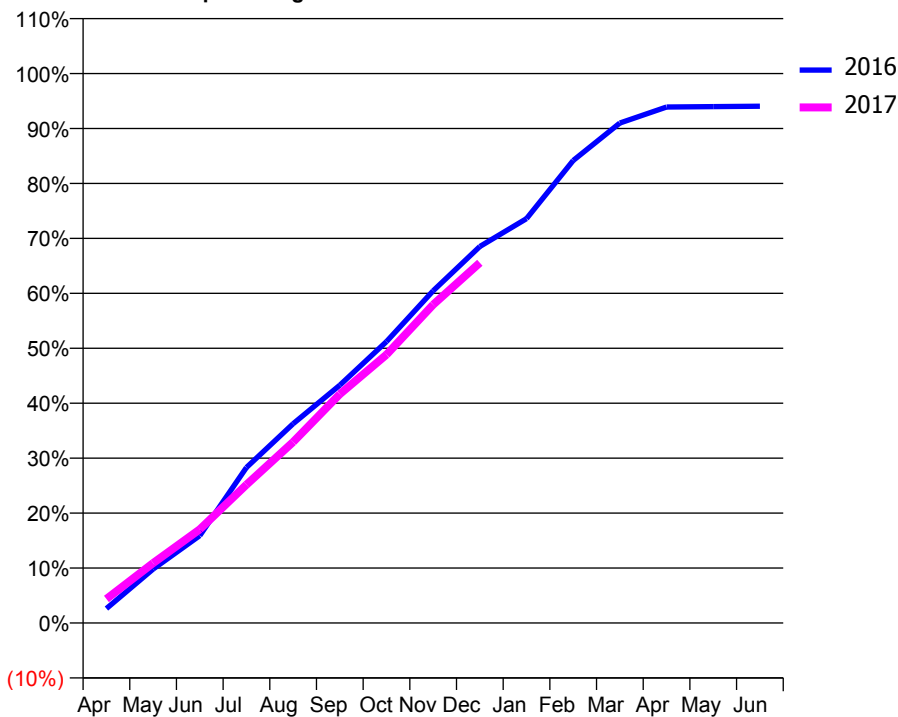
ACCESS*

Patients seen in 24 months	Total	Change since previous quarter
Quarter ending December 2015	16,123	
Quarter ending March 2016	15,984	→
Quarter ending June 2016	15,884	→
Quarter ending September 2016	15,812	→
Quarter ending December 2016	15,909	→
Variance since December 2015	(1.3%)	↓



ACTIVITY

Cumulative percentage of contracted UDA delivered 2016 & 2017



Month	Adjusted Scheduled Activity (UDA)	
	2016	2017
April	1,093	1,710
May	4,077	4,257
June	6,606	6,654
July	11,767	9,830
August	15,067	12,866
September	17,988	16,272
October	21,280	19,075
November	25,124	22,633
December	28,473	25,606
January	30,579	
February	34,975	
March	37,815	
April	39,022	
May	39,048	
June	39,083	

QUALITY

	Quantity	Base Number	Contract	AT	Region	England
% of FP17s for the same patient ID Re-attending within 3 months - Children	154	3,425	4.5%	10.0%	12.1%	12.4%
% of FP17s for the same patient ID Re-attending within 3 months - Adults	806	8,693	9.3%	14.6%	15.9%	16.6%
% of FP17s for the same patient ID Re-attending between 3 & 9 months - Children	1,656	3,425	48.4%	60.9%	58.6%	57.5%
% of FP17s for the same patient ID Re-attending between 3 & 9 months - Adults	2,775	8,693	31.9%	53.4%	51.5%	50.4%
% of FP17s for Band 1 Urgent Courses	256	11,532	2.2%	7.3%	8.0%	9.1%
% of FP17s Relating to Free Repair or Replacements	65	11,532	0.6%	0.8%	0.8%	0.8%
% of FP17s Relating to Continuations	255	11,532	2.2%	1.3%	1.2%	1.3%
% of Patients satisfied with the dentistry they have received	12	13	92.3%	92.4%	92.8%	92.7%
% of Patients satisfied with the time they had to wait for an appointment	12	13	92.3%	88.8%	89.2%	88.8%

* This is based on patients treated on this contract for their most recent course of treatment. Figures in italics indicate the base number of FP17s or Patient Questionnaire responses are less than 100. N/A is shown where the base number of responses is less than 10 during the period. % is calculated as Quantity/Base number*100

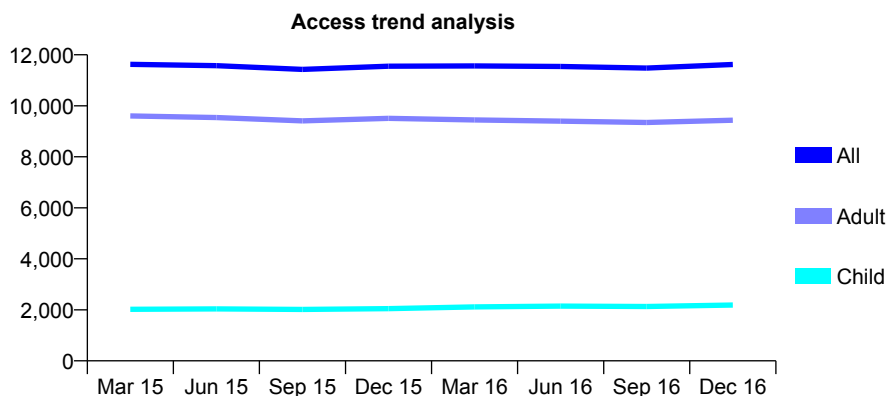
Q59 - Vital Signs At a Glance Contract Report for 101435/0051 - December 2016

Name or company name	IDH Limited
Contract type name	GDS Contract
Purpose of contract	General
Contract start date	01/12/2006
Contract end date	

16/17 Contracted general activity (UDA)	32,000
Carry forward general activity (UDA)	0
16/17 Contracted orthodontic activity (UOA)	0
Carry forward orthodontic activity (UOA)	0
Baseline contract value	£695,998.38

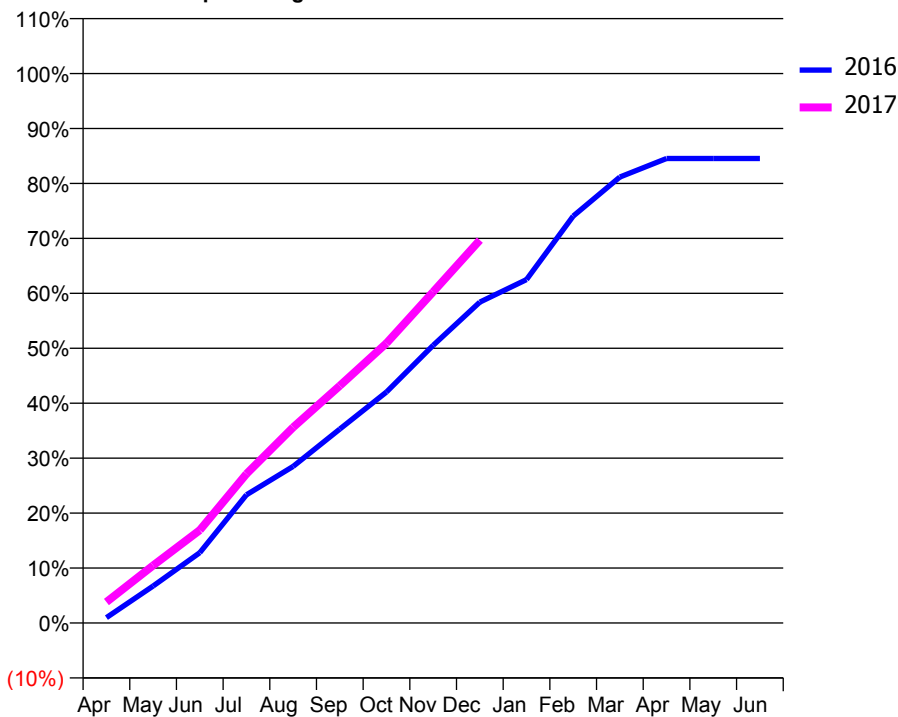
ACCESS*

Patients seen in 24 months	Total	Change since previous quarter
Quarter ending December 2015	11,554	
Quarter ending March 2016	11,565	→
Quarter ending June 2016	11,544	→
Quarter ending September 2016	11,478	→
Quarter ending December 2016	11,623	→
Variance since December 2015	0.6%	→



ACTIVITY

Cumulative percentage of contracted UDA delivered 2016 & 2017



Month	Adjusted Scheduled Activity (UDA)	
	2016	2017
April	351	1,223
May	2,426	3,351
June	4,609	5,408
July	8,398	8,689
August	10,264	11,398
September	12,710	13,822
October	15,139	16,297
November	18,192	19,282
December	21,023	22,295
January	22,497	
February	26,659	
March	29,222	
April	30,433	
May	30,433	
June	30,434	

QUALITY

	Quantity	Base Number	Contract	AT	Region	England
% of FP17s for the same patient ID Re-attending within 3 months - Children	131	2,270	5.8%	10.0%	12.1%	12.4%
% of FP17s for the same patient ID Re-attending within 3 months - Adults	878	8,835	9.9%	14.6%	15.9%	16.6%
% of FP17s for the same patient ID Re-attending between 3 & 9 months - Children	1,318	2,270	58.1%	60.9%	58.6%	57.5%
% of FP17s for the same patient ID Re-attending between 3 & 9 months - Adults	4,388	8,835	49.7%	53.4%	51.5%	50.4%
% of FP17s for Band 1 Urgent Courses	559	10,590	5.3%	7.3%	8.0%	9.1%
% of FP17s Relating to Free Repair or Replacements	71	10,590	0.7%	0.8%	0.8%	0.8%
% of FP17s Relating to Continuations	177	10,590	1.7%	1.3%	1.2%	1.3%
% of Patients satisfied with the dentistry they have received	26	26	100.0%	92.4%	92.8%	92.7%
% of Patients satisfied with the time they had to wait for an appointment	22	26	84.6%	88.8%	89.2%	88.8%

* This is based on patients treated on this contract for their most recent course of treatment. Figures in italics indicate the base number of FP17s or Patient Questionnaire responses are less than 100. N/A is shown where the base number of responses is less than 10 during the period. % is calculated as Quantity/Base number*100

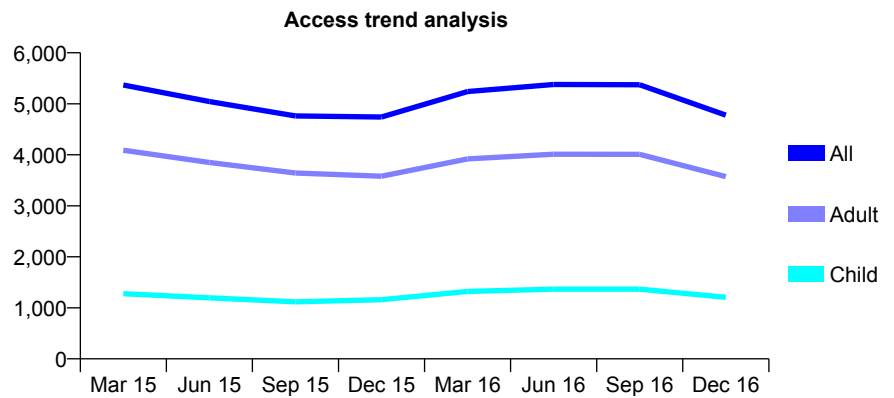
Q59 - Vital Signs At a Glance Contract Report for 101435/0052 - December 2016

Name or company name	IDH Limited
Contract type name	GDS Contract
Purpose of contract	General
Contract start date	05/02/2007
Contract end date	

16/17 Contracted general activity (UDA)	15,500
Carry forward general activity (UDA)	0
16/17 Contracted orthodontic activity (UOA)	0
Carry forward orthodontic activity (UOA)	0
Baseline contract value	£346,434.87

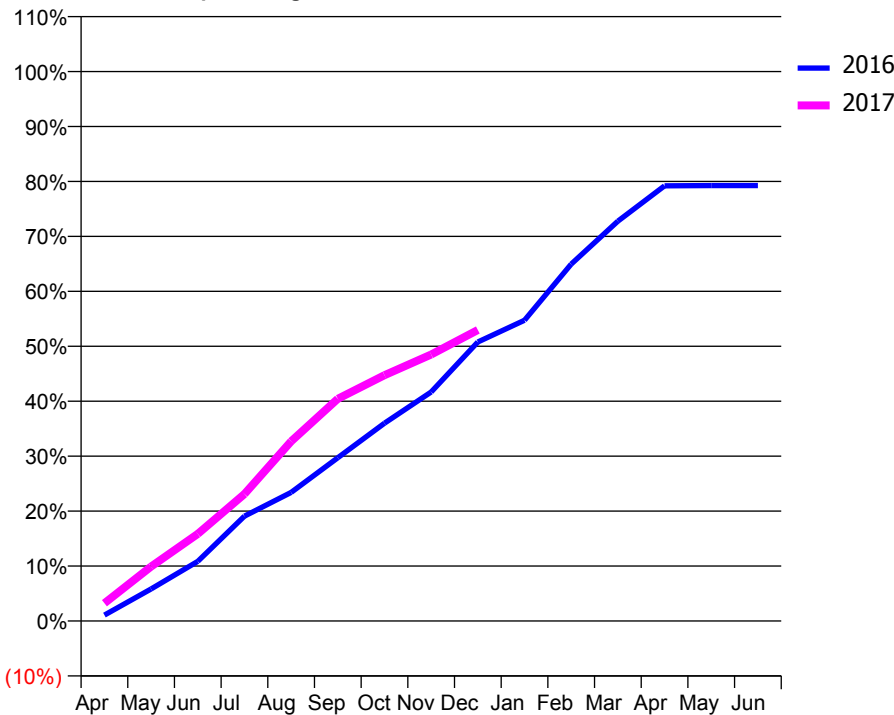
ACCESS*

Patients seen in 24 months	Total	Change since previous quarter
Quarter ending December 2015	4,741	
Quarter ending March 2016	5,241	↑
Quarter ending June 2016	5,379	↑
Quarter ending September 2016	5,375	→
Quarter ending December 2016	4,779	↓
Variance since December 2015	0.8%	→



ACTIVITY

Cumulative percentage of contracted UDA delivered 2016 & 2017



Month	Adjusted Scheduled Activity (UDA)	
	2016	2017
April	183	504
May	990	1,535
June	1,845	2,460
July	3,246	3,583
August	3,977	5,070
September	5,052	6,268
October	6,121	6,935
November	7,085	7,516
December	8,631	8,210
January	9,304	
February	11,040	
March	12,369	
April	13,463	
May	13,472	
June	13,473	

QUALITY

	Quantity	Base Number	Contract	AT	Region	England
% of FP17s for the same patient ID Re-attending within 3 months - Children	34	1,143	3.0%	10.0%	12.1%	12.4%
% of FP17s for the same patient ID Re-attending within 3 months - Adults	414	3,302	12.5%	14.6%	15.9%	16.6%
% of FP17s for the same patient ID Re-attending between 3 & 9 months - Children	459	1,143	40.2%	60.9%	58.6%	57.5%
% of FP17s for the same patient ID Re-attending between 3 & 9 months - Adults	1,203	3,302	36.4%	53.4%	51.5%	50.4%
% of FP17s for Band 1 Urgent Courses	225	3,855	5.8%	7.3%	8.0%	9.1%
% of FP17s Relating to Free Repair or Replacements	21	3,855	0.5%	0.8%	0.8%	0.8%
% of FP17s Relating to Continuations	88	3,855	2.3%	1.3%	1.2%	1.3%
% of Patients satisfied with the dentistry they have received	11	11	100.0%	92.4%	92.8%	92.7%
% of Patients satisfied with the time they had to wait for an appointment	9	11	81.8%	88.8%	89.2%	88.8%

* This is based on patients treated on this contract for their most recent course of treatment. Figures in italics indicate the base number of FP17s or Patient Questionnaire responses are less than 100. N/A is shown where the base number of responses is less than 10 during the period. % is calculated as Quantity/Base number*100

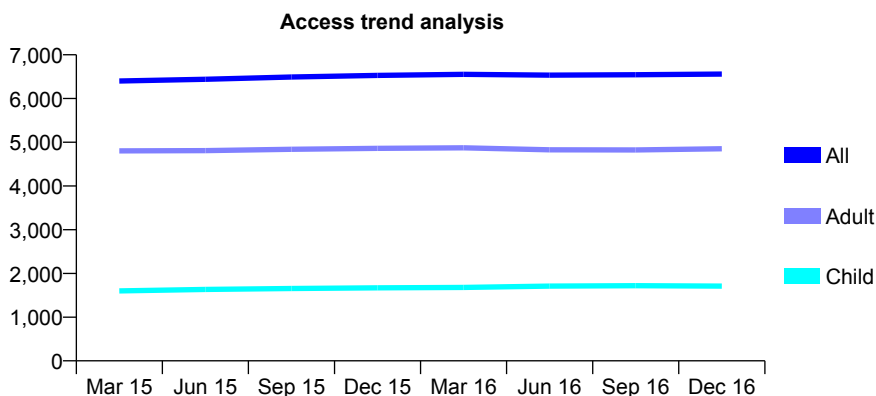
Q59 - Vital Signs At a Glance Contract Report for 101435/0053 - December 2016

Name or company name	IDH Limited
Contract type name	GDS Contract
Purpose of contract	General
Contract start date	01/12/2006
Contract end date	

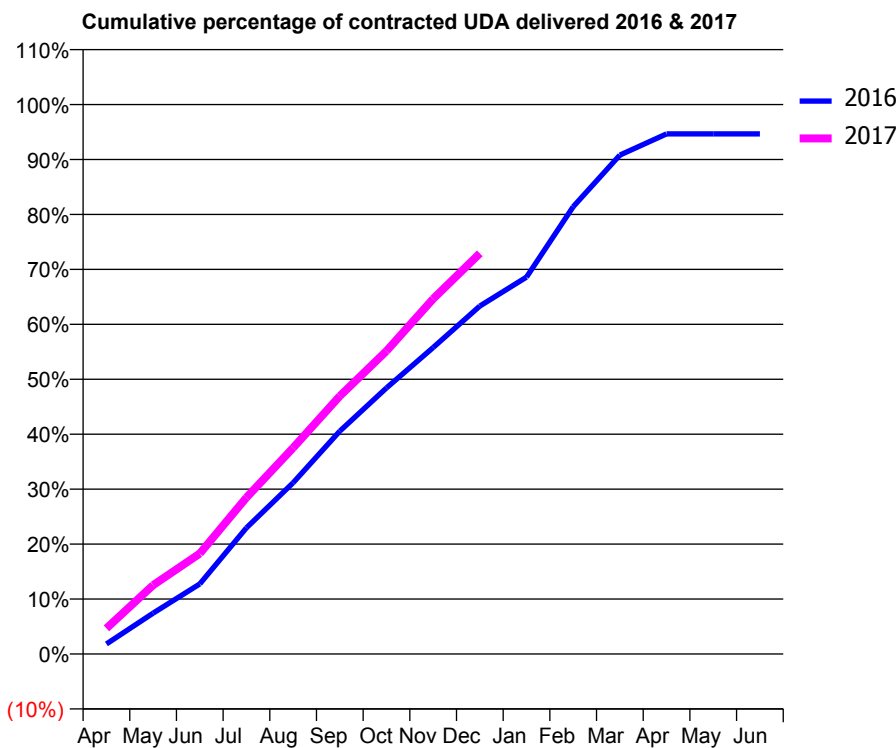
16/17 Contracted general activity (UDA)	22,000
Carry forward general activity (UDA)	0
16/17 Contracted orthodontic activity (UOA)	0
Carry forward orthodontic activity (UOA)	0
Baseline contract value	£478,508.65

ACCESS*

Patients seen in 24 months	Total	Change since previous quarter
Quarter ending December 2015	6,530	
Quarter ending March 2016	6,552	→
Quarter ending June 2016	6,536	→
Quarter ending September 2016	6,543	→
Quarter ending December 2016	6,560	→
Variance since December 2015	0.5%	→



ACTIVITY



Month	Adjusted Scheduled Activity (UDA)	
	2016	2017
April	401	1,026
May	1,638	2,758
June	2,806	4,022
July	5,054	6,264
August	6,856	8,257
September	8,921	10,326
October	10,655	12,132
November	12,270	14,219
December	13,932	16,041
January	15,090	
February	17,909	
March	19,974	
April	20,825	
May	20,825	
June	20,825	

QUALITY

	Quantity	Base Number	Contract	AT	Region	England
% of FP17s for the same patient ID Re-attending within 3 months - Children	97	1,908	5.1%	10.0%	12.1%	12.4%
% of FP17s for the same patient ID Re-attending within 3 months - Adults	441	4,915	9.0%	14.6%	15.9%	16.6%
% of FP17s for the same patient ID Re-attending between 3 & 9 months - Children	1,165	1,908	61.1%	60.9%	58.6%	57.5%
% of FP17s for the same patient ID Re-attending between 3 & 9 months - Adults	2,630	4,915	53.5%	53.4%	51.5%	50.4%
% of FP17s for Band 1 Urgent Courses	154	6,553	2.4%	7.3%	8.0%	9.1%
% of FP17s Relating to Free Repair or Replacements	24	6,553	0.4%	0.8%	0.8%	0.8%
% of FP17s Relating to Continuations	131	6,553	2.0%	1.3%	1.2%	1.3%
% of Patients satisfied with the dentistry they have received	11	12	91.7%	92.4%	92.8%	92.7%
% of Patients satisfied with the time they had to wait for an appointment	10	12	83.3%	88.8%	89.2%	88.8%

* This is based on patients treated on this contract for their most recent course of treatment. Figures in italics indicate the base number of FP17s or Patient Questionnaire responses are less than 100. N/A is shown where the base number of responses is less than 10 during the period. % is calculated as Quantity/Base number*100

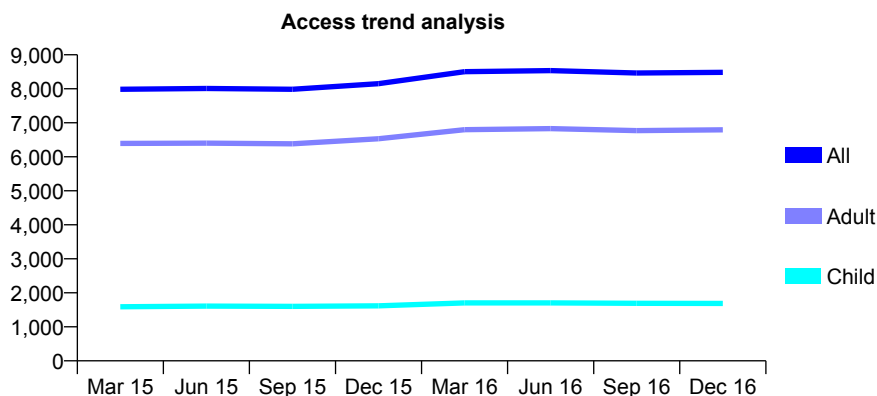
Q59 - Vital Signs At a Glance Contract Report for 103918/0002 - December 2016

Name or company name	Bosworth Dental Limited
Contract type name	GDS Contract
Purpose of contract	General
Contract start date	01/04/2009
Contract end date	

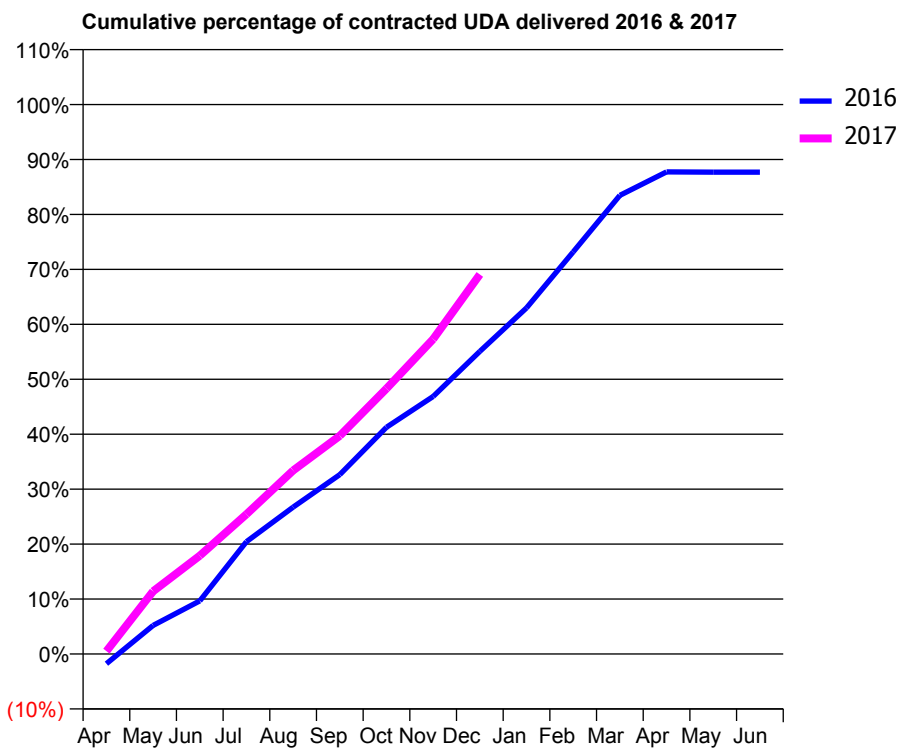
16/17 Contracted general activity (UDA)	20,523
Carry forward general activity (UDA)	395
16/17 Contracted orthodontic activity (UOA)	0
Carry forward orthodontic activity (UOA)	0
Baseline contract value	£567,083.98

ACCESS*

Patients seen in 24 months	Total	Change since previous quarter
Quarter ending December 2015	8,151	
Quarter ending March 2016	8,504	↑
Quarter ending June 2016	8,534	→
Quarter ending September 2016	8,464	→
Quarter ending December 2016	8,483	→
Variance since December 2015	4.1%	↑



ACTIVITY



Month	Adjusted Scheduled Activity (UDA)	
	2016	2017
April	-417	106
May	1,226	2,344
June	2,276	3,673
July	4,812	5,221
August	6,288	6,856
September	7,681	8,151
October	9,706	9,913
November	11,024	11,763
December	12,955	14,178
January	14,818	
February	17,216	
March	19,632	
April	20,638	
May	20,628	
June	20,628	

QUALITY

	Quantity	Base Number	Contract	AT	Region	England
% of FP17s for the same patient ID Re-attending within 3 months - Children	130	2,164	6.0%	10.0%	12.1%	12.4%
% of FP17s for the same patient ID Re-attending within 3 months - Adults	907	7,205	12.6%	14.6%	15.9%	16.6%
% of FP17s for the same patient ID Re-attending between 3 & 9 months - Children	1,620	2,164	74.9%	60.9%	58.6%	57.5%
% of FP17s for the same patient ID Re-attending between 3 & 9 months - Adults	3,592	7,205	49.9%	53.4%	51.5%	50.4%
% of FP17s for Band 1 Urgent Courses	669	8,726	7.7%	7.3%	8.0%	9.1%
% of FP17s Relating to Free Repair or Replacements	139	8,726	1.6%	0.8%	0.8%	0.8%
% of FP17s Relating to Continuations	60	8,726	0.7%	1.3%	1.2%	1.3%
% of Patients satisfied with the dentistry they have received	9	10	90.0%	92.4%	92.8%	92.7%
% of Patients satisfied with the time they had to wait for an appointment	9	10	90.0%	88.8%	89.2%	88.8%

* This is based on patients treated on this contract for their most recent course of treatment. Figures in italics indicate the base number of FP17s or Patient Questionnaire responses are less than 100. N/A is shown where the base number of responses is less than 10 during the period. % is calculated as Quantity/Base number*100

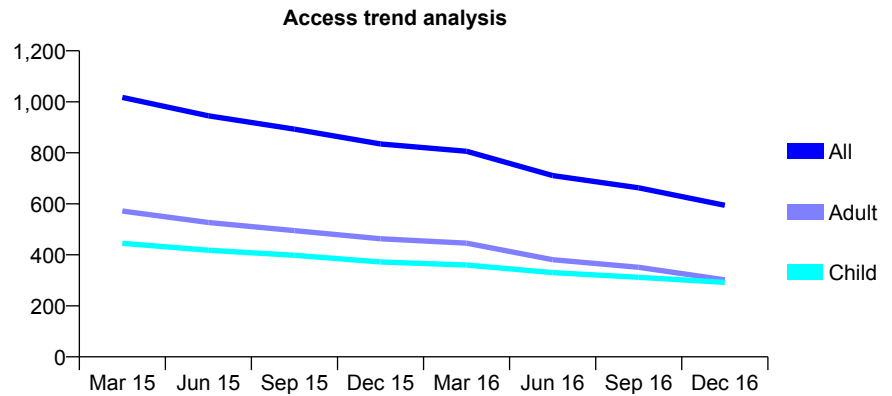
Q59 - Vital Signs At a Glance Contract Report for 105007/0001 - December 2016

Name or company name	Smile and Implants Limited
Contract type name	GDS Contract
Purpose of contract	General
Contract start date	04/09/2006
Contract end date	

16/17 Contracted general activity (UDA)	1,530
Carry forward general activity (UDA)	0
16/17 Contracted orthodontic activity (UOA)	0
Carry forward orthodontic activity (UOA)	0
Baseline contract value	£36,886.04

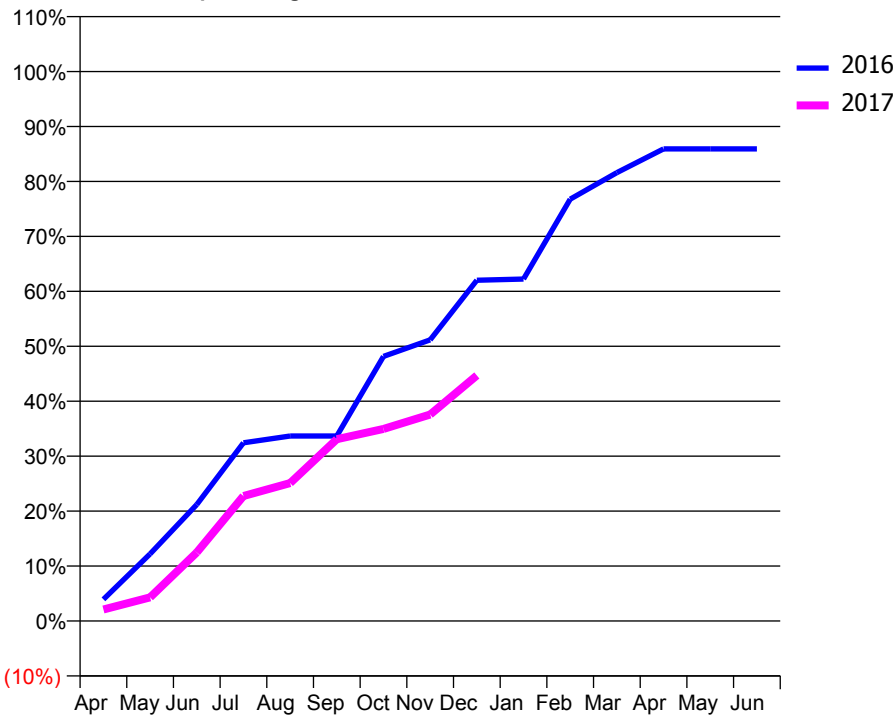
ACCESS*

Patients seen in 24 months	Total	Change since previous quarter
Quarter ending December 2015	835	
Quarter ending March 2016	806	↓
Quarter ending June 2016	711	↓
Quarter ending September 2016	663	↓
Quarter ending December 2016	594	↓
Variance since December 2015	(28.9%)	↓



ACTIVITY

Cumulative percentage of contracted UDA delivered 2016 & 2017



Month	Adjusted Scheduled Activity (UDA)	
	2016	2017
April	60	32
May	187	66
June	324	191
July	496	348
August	515	384
September	515	506
October	737	535
November	783	575
December	949	684
January	952	
February	1,175	
March	1,249	
April	1,315	
May	1,315	
June	1,315	

QUALITY

	Quantity	Base Number	Contract	AT	Region	England
% of FP17s for the same patient ID Re-attending within 3 months - Children	12	268	4.5%	10.0%	12.1%	12.4%
% of FP17s for the same patient ID Re-attending within 3 months - Adults	16	196	8.2%	14.6%	15.9%	16.6%
% of FP17s for the same patient ID Re-attending between 3 & 9 months - Children	168	268	62.7%	60.9%	58.6%	57.5%
% of FP17s for the same patient ID Re-attending between 3 & 9 months - Adults	84	196	42.9%	53.4%	51.5%	50.4%
% of FP17s for Band 1 Urgent Courses	8	436	1.8%	7.3%	8.0%	9.1%
% of FP17s Relating to Free Repair or Replacements	0	436	0.0%	0.8%	0.8%	0.8%
% of FP17s Relating to Continuations	0	436	0.0%	1.3%	1.2%	1.3%
% of Patients satisfied with the dentistry they have received	1	1	N/A	92.4%	92.8%	92.7%
% of Patients satisfied with the time they had to wait for an appointment	1	1	N/A	88.8%	89.2%	88.8%

* This is based on patients treated on this contract for their most recent course of treatment. Figures in italics indicate the base number of FP17s or Patient Questionnaire responses are less than 100. N/A is shown where the base number of responses is less than 10 during the period. % is calculated as Quantity/Base number*100

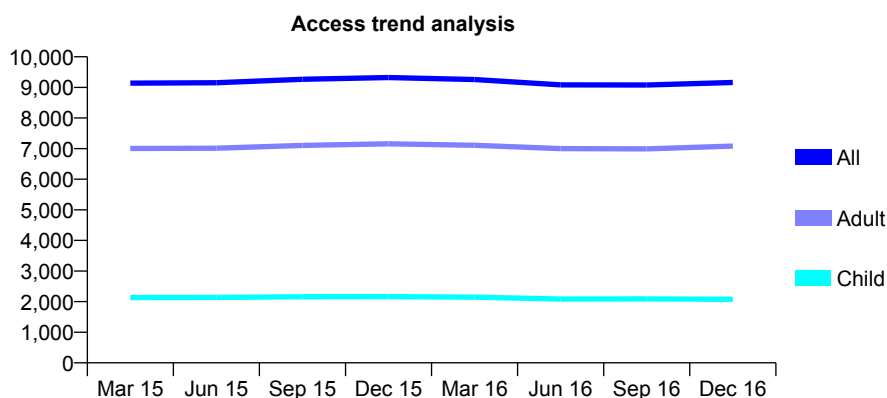
Q59 - Vital Signs At a Glance Contract Report for 105163/0002 - December 2016

Name or company name	J Ahmad, M Hallen, A Persson & A Alfreds
Contract type name	GDS Contract
Purpose of contract	General
Contract start date	01/04/2010
Contract end date	

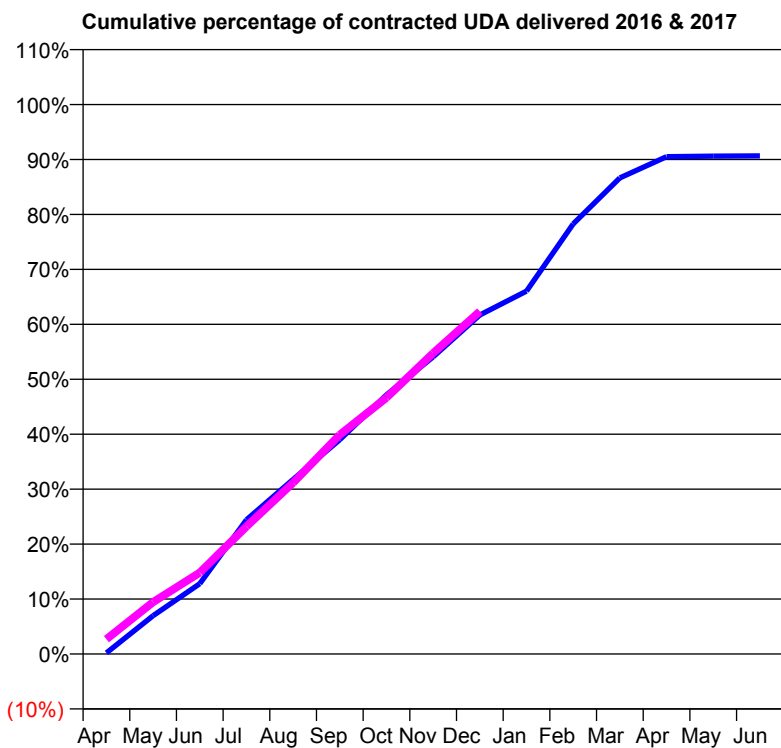
16/17 Contracted general activity (UDA)	28,503
Carry forward general activity (UDA)	0
16/17 Contracted orthodontic activity (UOA)	0
Carry forward orthodontic activity (UOA)	0
Baseline contract value	£813,415.92

ACCESS*

Patients seen in 24 months	Total	Change since previous quarter
Quarter ending December 2015	9,323	
Quarter ending March 2016	9,255	→
Quarter ending June 2016	9,084	↓
Quarter ending September 2016	9,080	→
Quarter ending December 2016	9,160	→
Variance since December 2015	(1.7%)	↓



ACTIVITY



Month	Adjusted Scheduled Activity (UDA)	
	2016	2017
April	57	768
May	1,992	2,693
June	3,648	4,222
July	6,963	6,616
August	9,054	8,888
September	11,119	11,377
October	13,439	13,296
November	15,412	15,610
December	17,588	17,774
January	18,823	
February	22,308	
March	24,699	
April	25,796	
May	25,824	
June	25,840	

QUALITY

	Quantity	Base Number	Contract	AT	Region	England
% of FP17s for the same patient ID Re-attending within 3 months - Children	116	2,047	5.7%	10.0%	12.1%	12.4%
% of FP17s for the same patient ID Re-attending within 3 months - Adults	836	6,553	12.8%	14.6%	15.9%	16.6%
% of FP17s for the same patient ID Re-attending between 3 & 9 months - Children	1,209	2,047	59.1%	60.9%	58.6%	57.5%
% of FP17s for the same patient ID Re-attending between 3 & 9 months - Adults	3,449	6,553	52.6%	53.4%	51.5%	50.4%
% of FP17s for Band 1 Urgent Courses	838	8,102	10.3%	7.3%	8.0%	9.1%
% of FP17s Relating to Free Repair or Replacements	11	8,102	0.1%	0.8%	0.8%	0.8%
% of FP17s Relating to Continuations	119	8,102	1.5%	1.3%	1.2%	1.3%
% of Patients satisfied with the dentistry they have received	17	17	100.0%	92.4%	92.8%	92.7%
% of Patients satisfied with the time they had to wait for an appointment	15	17	88.2%	88.8%	89.2%	88.8%

* This is based on patients treated on this contract for their most recent course of treatment. Figures in italics indicate the base number of FP17s or Patient Questionnaire responses are less than 100. N/A is shown where the base number of responses is less than 10 during the period. % is calculated as Quantity/Base number*100

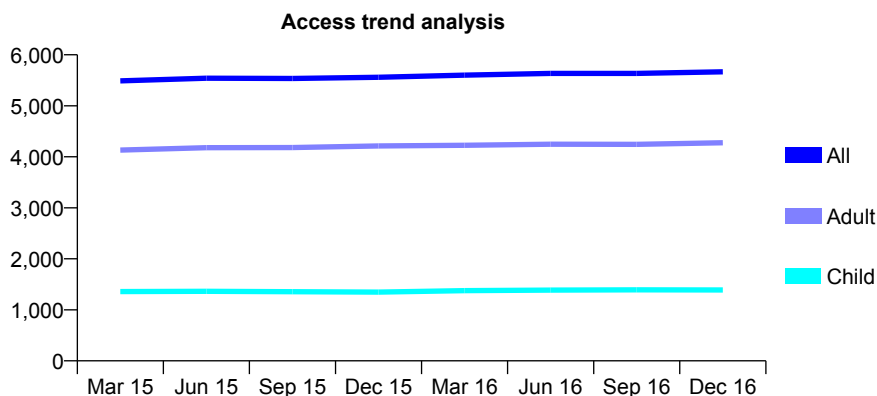
Q59 - Vital Signs At a Glance Contract Report for 105430/0001 - December 2016

Name or company name	Gipsy Lane Dental
Contract type name	GDS Contract
Purpose of contract	General
Contract start date	01/04/2008
Contract end date	

16/17 Contracted general activity (UDA)	15,808
Carry forward general activity (UDA)	36
16/17 Contracted orthodontic activity (UOA)	0
Carry forward orthodontic activity (UOA)	0
Baseline contract value	£387,095.01

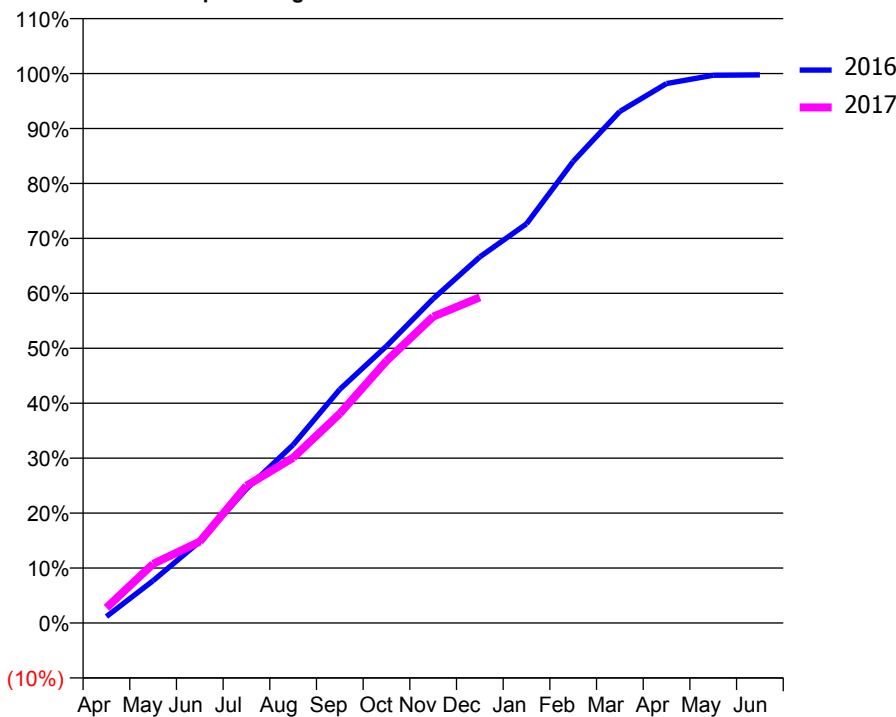
ACCESS*

Patients seen in 24 months	Total	Change since previous quarter
Quarter ending December 2015	5,560	
Quarter ending March 2016	5,602	→
Quarter ending June 2016	5,634	→
Quarter ending September 2016	5,636	→
Quarter ending December 2016	5,666	→
Variance since December 2015	1.9%	→



ACTIVITY

Cumulative percentage of contracted UDA delivered 2016 & 2017



Month	Adjusted Scheduled Activity (UDA)	
	2016	2017
April	177	439
May	1,158	1,702
June	2,234	2,340
July	3,673	3,948
August	4,884	4,756
September	6,406	6,025
October	7,586	7,540
November	8,885	8,812
December	10,031	9,370
January	10,937	
February	12,648	
March	14,019	
April	14,782	
May	15,009	
June	15,022	

QUALITY

	Quantity	Base Number	Contract	AT	Region	England
% of FP17s for the same patient ID Re-attending within 3 months - Children	84	1,500	5.6%	10.0%	12.1%	12.4%
% of FP17s for the same patient ID Re-attending within 3 months - Adults	378	3,717	10.2%	14.6%	15.9%	16.6%
% of FP17s for the same patient ID Re-attending between 3 & 9 months - Children	930	1,500	62.0%	60.9%	58.6%	57.5%
% of FP17s for the same patient ID Re-attending between 3 & 9 months - Adults	1,398	3,717	37.6%	53.4%	51.5%	50.4%
% of FP17s for Band 1 Urgent Courses	257	4,207	6.1%	7.3%	8.0%	9.1%
% of FP17s Relating to Free Repair or Replacements	51	4,207	1.2%	0.8%	0.8%	0.8%
% of FP17s Relating to Continuations	33	4,207	0.8%	1.3%	1.2%	1.3%
% of Patients satisfied with the dentistry they have received	6	6	N/A	92.4%	92.8%	92.7%
% of Patients satisfied with the time they had to wait for an appointment	6	6	N/A	88.8%	89.2%	88.8%

* This is based on patients treated on this contract for their most recent course of treatment. Figures in italics indicate the base number of FP17s or Patient Questionnaire responses are less than 100. N/A is shown where the base number of responses is less than 10 during the period. % is calculated as Quantity/Base number*100

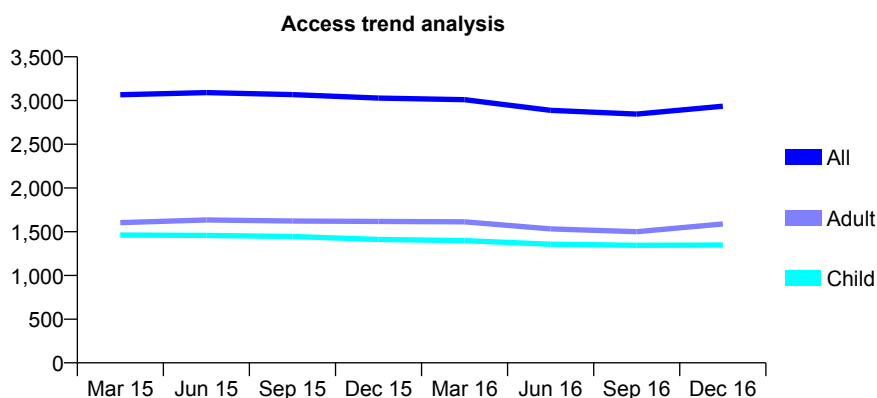
Q59 - Vital Signs At a Glance Contract Report for 106461/0001 - December 2016

Name or company name	Mr P Moulder, Mr A Johnson & Mr R Churc
Contract type name	GDS Contract
Purpose of contract	General
Contract start date	01/09/2006
Contract end date	

16/17 Contracted general activity (UDA)	10,500
Carry forward general activity (UDA)	0
16/17 Contracted orthodontic activity (UOA)	0
Carry forward orthodontic activity (UOA)	0
Baseline contract value	£243,967.50

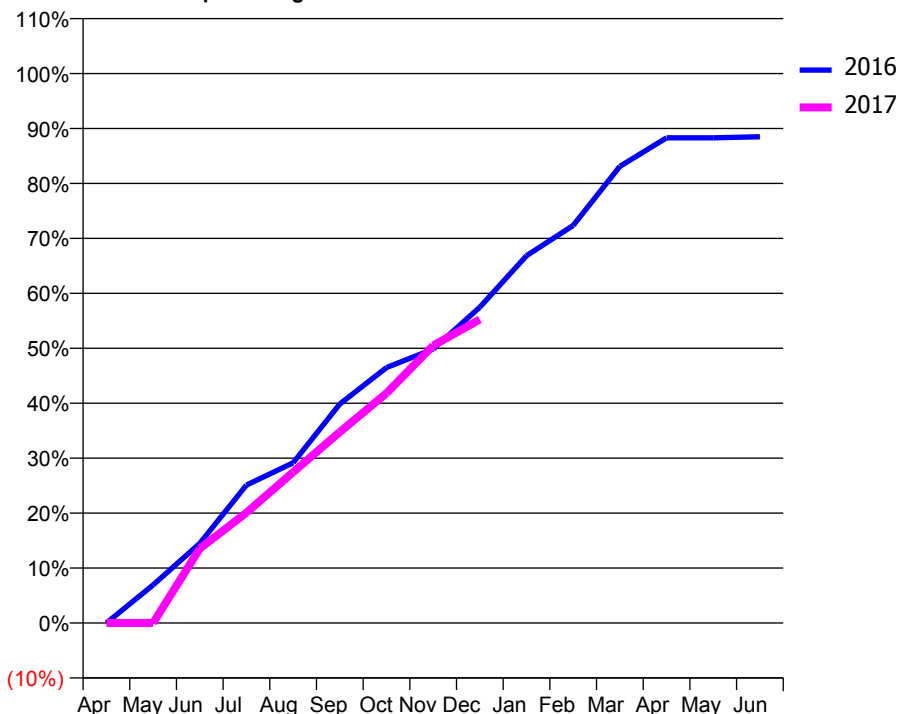
ACCESS*

Patients seen in 24 months	Total	Change since previous quarter
Quarter ending December 2015	3,028	
Quarter ending March 2016	3,010	→
Quarter ending June 2016	2,888	↓
Quarter ending September 2016	2,845	↓
Quarter ending December 2016	2,935	↑
Variance since December 2015	(3.1%)	↓



ACTIVITY

Cumulative percentage of contracted UDA delivered 2016 & 2017



Month	Adjusted Scheduled Activity (UDA)	
	2016	2017
April	0	0
May	727	0
June	1,521	1,422
July	2,636	2,109
August	3,063	2,883
September	4,186	3,649
October	4,882	4,392
November	5,235	5,301
December	6,034	5,800
January	7,017	
February	7,597	
March	8,725	
April	9,271	
May	9,271	
June	9,291	

QUALITY

	Quantity	Base Number	Contract	AT	Region	England
% of FP17s for the same patient ID Re-attending within 3 months - Children	169	1,669	10.1%	10.0%	12.1%	12.4%
% of FP17s for the same patient ID Re-attending within 3 months - Adults	337	1,556	21.7%	14.6%	15.9%	16.6%
% of FP17s for the same patient ID Re-attending between 3 & 9 months - Children	1,113	1,669	66.7%	60.9%	58.6%	57.5%
% of FP17s for the same patient ID Re-attending between 3 & 9 months - Adults	809	1,556	52.0%	53.4%	51.5%	50.4%
% of FP17s for Band 1 Urgent Courses	192	2,956	6.5%	7.3%	8.0%	9.1%
% of FP17s Relating to Free Repair or Replacements	0	2,956	0.0%	0.8%	0.8%	0.8%
% of FP17s Relating to Continuations	62	2,956	2.1%	1.3%	1.2%	1.3%
% of Patients satisfied with the dentistry they have received	2	2	N/A	92.4%	92.8%	92.7%
% of Patients satisfied with the time they had to wait for an appointment	2	2	N/A	88.8%	89.2%	88.8%

* This is based on patients treated on this contract for their most recent course of treatment. Figures in italics indicate the base number of FP17s or Patient Questionnaire responses are less than 100. N/A is shown where the base number of responses is less than 10 during the period. % is calculated as Quantity/Base number*100

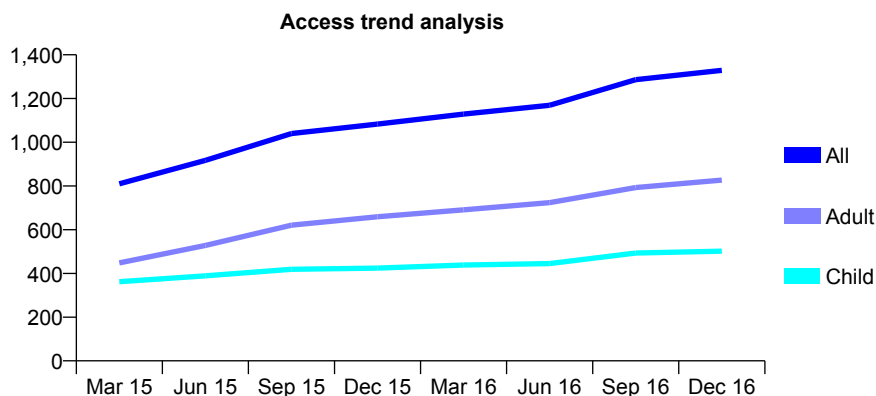
Q59 - Vital Signs At a Glance Contract Report for 108308/0001 - December 2016

Name or company name	Brookview Dental Clinic Limited
Contract type name	GDS Contract
Purpose of contract	General
Contract start date	01/03/2008
Contract end date	

16/17 Contracted general activity (UDA)	2,245
Carry forward general activity (UDA)	76
16/17 Contracted orthodontic activity (UOA)	0
Carry forward orthodontic activity (UOA)	0
Baseline contract value	£52,646.36

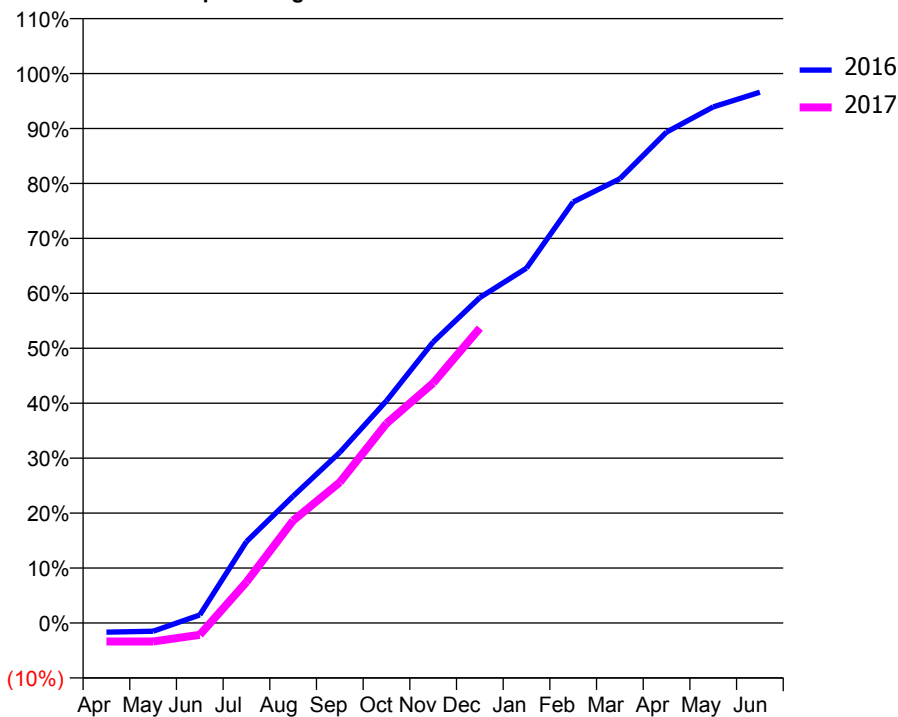
ACCESS*

Patients seen in 24 months	Total	Change since previous quarter
Quarter ending December 2015	1,083	
Quarter ending March 2016	1,129	↑
Quarter ending June 2016	1,169	↑
Quarter ending September 2016	1,286	↑
Quarter ending December 2016	1,329	↑
Variance since December 2015	22.7%	↑



ACTIVITY

Cumulative percentage of contracted UDA delivered 2016 & 2017



Month	Adjusted Scheduled Activity (UDA)	
	2016	2017
April	-38	-76
May	-34	-76
June	33	-49
July	332	168
August	518	419
September	697	575
October	908	815
November	1,148	981
December	1,330	1,205
January	1,450	
February	1,720	
March	1,815	
April	2,006	
May	2,109	
June	2,169	

QUALITY

	Quantity	Base Number	Contract	AT	Region	England
% of FP17s for the same patient ID Re-attending within 3 months - Children	49	623	7.9%	10.0%	12.1%	12.4%
% of FP17s for the same patient ID Re-attending within 3 months - Adults	102	856	11.9%	14.6%	15.9%	16.6%
% of FP17s for the same patient ID Re-attending between 3 & 9 months - Children	353	623	56.7%	60.9%	58.6%	57.5%
% of FP17s for the same patient ID Re-attending between 3 & 9 months - Adults	403	856	47.1%	53.4%	51.5%	50.4%
% of FP17s for Band 1 Urgent Courses	35	740	4.7%	7.3%	8.0%	9.1%
% of FP17s Relating to Free Repair or Replacements	2	740	0.3%	0.8%	0.8%	0.8%
% of FP17s Relating to Continuations	9	740	1.2%	1.3%	1.2%	1.3%
% of Patients satisfied with the dentistry they have received	2	2	N/A	92.4%	92.8%	92.7%
% of Patients satisfied with the time they had to wait for an appointment	2	2	N/A	88.8%	89.2%	88.8%

* This is based on patients treated on this contract for their most recent course of treatment. Figures in italics indicate the base number of FP17s or Patient Questionnaire responses are less than 100. N/A is shown where the base number of responses is less than 10 during the period. % is calculated as Quantity/Base number*100

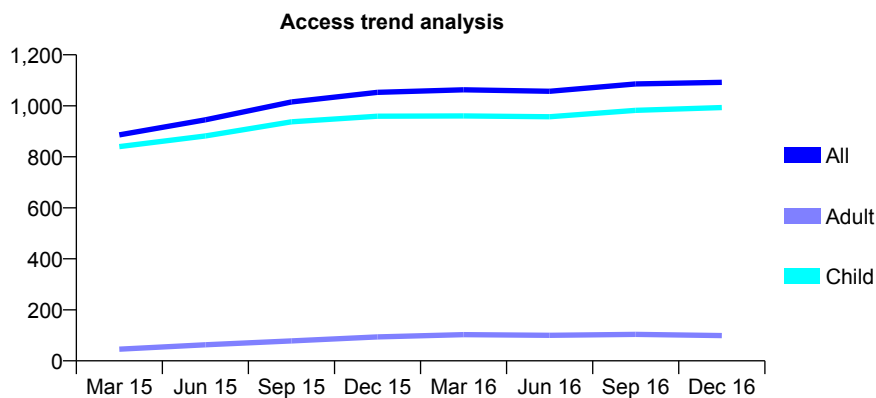
Q59 - Vital Signs At a Glance Contract Report for 109584/0001 - December 2016

Name or company name	Mr M Hamburger & Mrs R P Sadler
Contract type name	GDS Contract
Purpose of contract	General
Contract start date	01/04/2014
Contract end date	

16/17 Contracted general activity (UDA)	2,447
Carry forward general activity (UDA)	25
16/17 Contracted orthodontic activity (UOA)	0
Carry forward orthodontic activity (UOA)	0
Baseline contract value	£73,934.02

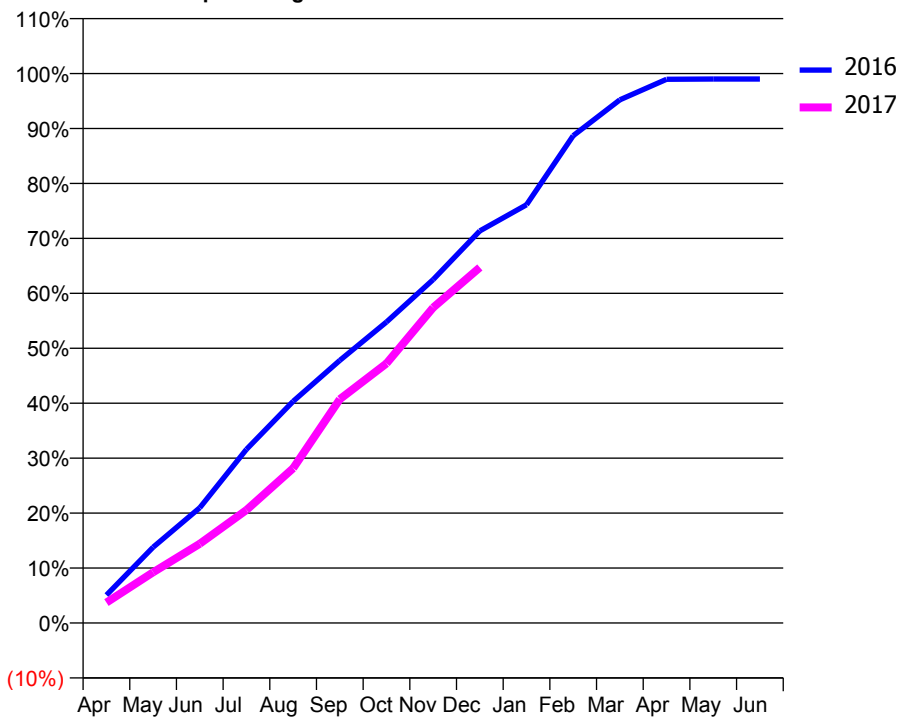
ACCESS*

Patients seen in 24 months	Total	Change since previous quarter
Quarter ending December 2015	1,053	
Quarter ending March 2016	1,063	→
Quarter ending June 2016	1,057	→
Quarter ending September 2016	1,086	↑
Quarter ending December 2016	1,092	→
Variance since December 2015	3.7%	↑



ACTIVITY

Cumulative percentage of contracted UDA delivered 2016 & 2017



Month	Adjusted Scheduled Activity (UDA)	
	2016	2017
April	124	91
May	338	226
June	513	353
July	773	503
August	987	689
September	1,170	997
October	1,341	1,156
November	1,529	1,405
December	1,746	1,583
January	1,862	
February	2,170	
March	2,330	
April	2,421	
May	2,422	
June	2,422	

QUALITY

	Quantity	Base Number	Contract	AT	Region	England
% of FP17s for the same patient ID Re-attending within 3 months - Children	73	1,227	5.9%	10.0%	12.1%	12.4%
% of FP17s for the same patient ID Re-attending within 3 months - Adults	1	17	5.9%	14.6%	15.9%	16.6%
% of FP17s for the same patient ID Re-attending between 3 & 9 months - Children	855	1,227	69.7%	60.9%	58.6%	57.5%
% of FP17s for the same patient ID Re-attending between 3 & 9 months - Adults	11	17	64.7%	53.4%	51.5%	50.4%
% of FP17s for Band 1 Urgent Courses	51	1,179	4.3%	7.3%	8.0%	9.1%
% of FP17s Relating to Free Repair or Replacements	0	1,179	0.0%	0.8%	0.8%	0.8%
% of FP17s Relating to Continuations	0	1,179	0.0%	1.3%	1.2%	1.3%
% of Patients satisfied with the dentistry they have received	1	1	N/A	92.4%	92.8%	92.7%
% of Patients satisfied with the time they had to wait for an appointment	1	1	N/A	88.8%	89.2%	88.8%

* This is based on patients treated on this contract for their most recent course of treatment. Figures in italics indicate the base number of FP17s or Patient Questionnaire responses are less than 100. N/A is shown where the base number of responses is less than 10 during the period. % is calculated as Quantity/Base number*100

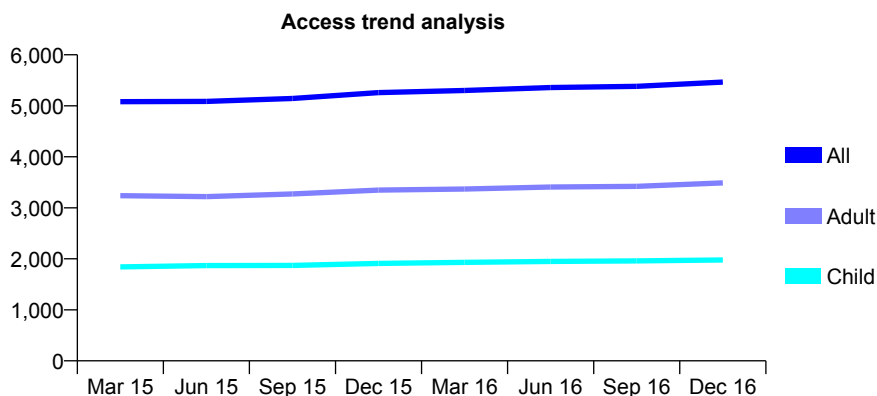
Q59 - Vital Signs At a Glance Contract Report for 109967/0001 - December 2016

Name or company name	Mr F Kadherbhai, Mr N F Kapadia, Mr A Sa
Contract type name	GDS Contract
Purpose of contract	General
Contract start date	01/04/2011
Contract end date	

16/17 Contracted general activity (UDA)	13,767
Carry forward general activity (UDA)	-78
16/17 Contracted orthodontic activity (UOA)	0
Carry forward orthodontic activity (UOA)	0
Baseline contract value	£375,313.16

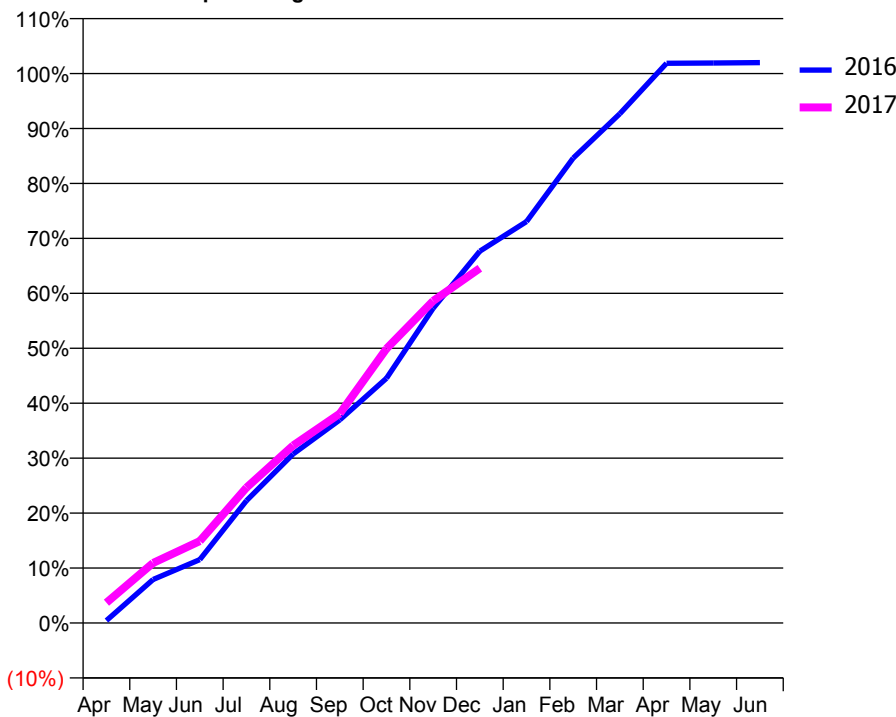
ACCESS*

Patients seen in 24 months	Total	Change since previous quarter
Quarter ending December 2015	5,259	
Quarter ending March 2016	5,300	→
Quarter ending June 2016	5,357	→
Quarter ending September 2016	5,382	→
Quarter ending December 2016	5,465	→
Variance since December 2015	3.9%	↑



ACTIVITY

Cumulative percentage of contracted UDA delivered 2016 & 2017



Month	Adjusted Scheduled Activity (UDA)	
	2016	2017
April	58	509
May	1,044	1,503
June	1,519	2,052
July	2,932	3,391
August	4,048	4,447
September	4,866	5,246
October	5,865	6,875
November	7,541	8,068
December	8,907	8,888
January	9,619	
February	11,137	
March	12,201	
April	13,409	
May	13,415	
June	13,425	

QUALITY

	Quantity	Base Number	Contract	AT	Region	England
% of FP17s for the same patient ID Re-attending within 3 months - Children	94	2,144	4.4%	10.0%	12.1%	12.4%
% of FP17s for the same patient ID Re-attending within 3 months - Adults	329	3,525	9.3%	14.6%	15.9%	16.6%
% of FP17s for the same patient ID Re-attending between 3 & 9 months - Children	1,202	2,144	56.1%	60.9%	58.6%	57.5%
% of FP17s for the same patient ID Re-attending between 3 & 9 months - Adults	1,885	3,525	53.5%	53.4%	51.5%	50.4%
% of FP17s for Band 1 Urgent Courses	157	4,431	3.5%	7.3%	8.0%	9.1%
% of FP17s Relating to Free Repair or Replacements	8	4,431	0.2%	0.8%	0.8%	0.8%
% of FP17s Relating to Continuations	16	4,431	0.4%	1.3%	1.2%	1.3%
% of Patients satisfied with the dentistry they have received	7	7	N/A	92.4%	92.8%	92.7%
% of Patients satisfied with the time they had to wait for an appointment	6	7	N/A	88.8%	89.2%	88.8%

* This is based on patients treated on this contract for their most recent course of treatment. Figures in italics indicate the base number of FP17s or Patient Questionnaire responses are less than 100. N/A is shown where the base number of responses is less than 10 during the period. % is calculated as Quantity/Base number*100

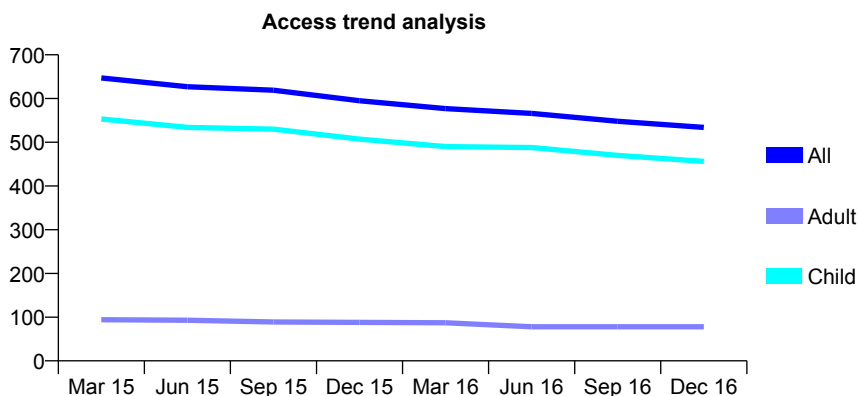
Q59 - Vital Signs At a Glance Contract Report for 111260/0001 - December 2016

Name or company name	Mr N Appleby & Mr S Edmondson
Contract type name	GDS Contract
Purpose of contract	General
Contract start date	01/04/2006
Contract end date	

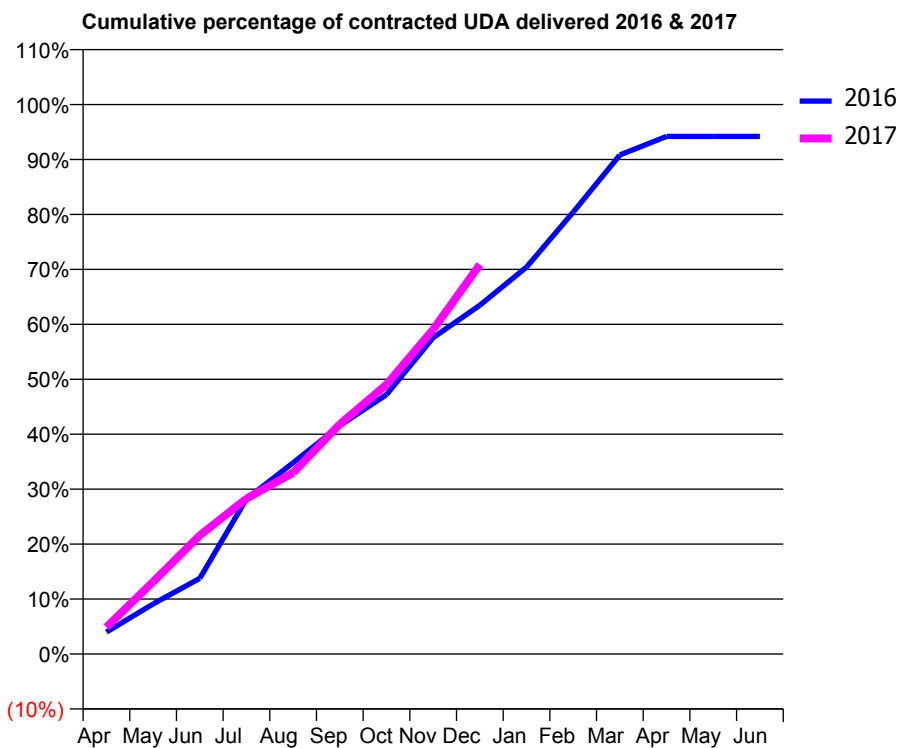
16/17 Contracted general activity (UDA)	1,000
Carry forward general activity (UDA)	0
16/17 Contracted orthodontic activity (UOA)	0
Carry forward orthodontic activity (UOA)	0
Baseline contract value	£22,045.64

ACCESS*

Patients seen in 24 months	Total	Change since previous quarter
Quarter ending December 2015	595	
Quarter ending March 2016	577	↓
Quarter ending June 2016	566	↓
Quarter ending September 2016	548	↓
Quarter ending December 2016	534	↓
Variance since December 2015	(10.3%)	↓



ACTIVITY



Month	Adjusted Scheduled Activity (UDA)	
	2016	2017
April	44	49
May	100	131
June	151	216
July	310	283
August	383	330
September	457	418
October	519	490
November	633	591
December	698	709
January	775	
February	885	
March	999	
April	1,036	
May	1,036	
June	1,036	

QUALITY

	Quantity	Base Number	Contract	AT	Region	England
% of FP17s for the same patient ID Re-attending within 3 months - Children	37	607	6.1%	10.0%	12.1%	12.4%
% of FP17s for the same patient ID Re-attending within 3 months - Adults	0	0	N/A	14.6%	15.9%	16.6%
% of FP17s for the same patient ID Re-attending between 3 & 9 months - Children	425	607	70.0%	60.9%	58.6%	57.5%
% of FP17s for the same patient ID Re-attending between 3 & 9 months - Adults	0	0	N/A	53.4%	51.5%	50.4%
% of FP17s for Band 1 Urgent Courses	9	577	1.6%	7.3%	8.0%	9.1%
% of FP17s Relating to Free Repair or Replacements	0	577	0.0%	0.8%	0.8%	0.8%
% of FP17s Relating to Continuations	0	577	0.0%	1.3%	1.2%	1.3%
% of Patients satisfied with the dentistry they have received	3	3	N/A	92.4%	92.8%	92.7%
% of Patients satisfied with the time they had to wait for an appointment	3	3	N/A	88.8%	89.2%	88.8%

* This is based on patients treated on this contract for their most recent course of treatment. Figures in italics indicate the base number of FP17s or Patient Questionnaire responses are less than 100. N/A is shown where the base number of responses is less than 10 during the period. % is calculated as Quantity/Base number*100

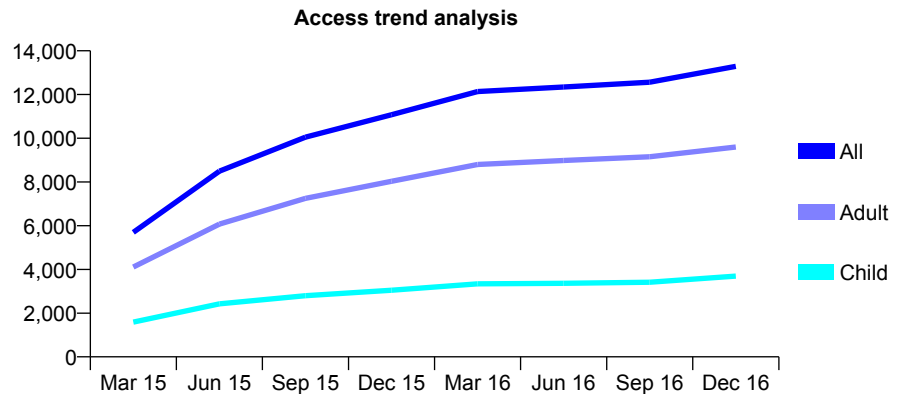
Q59 - Vital Signs At a Glance Contract Report for 112984/0001 - December 2016

Name or company name	East Midlands Community Dental Associati
Contract type name	GDS Contract
Purpose of contract	General
Contract start date	01/12/2014
Contract end date	

16/17 Contracted general activity (UDA)	35,000
Carry forward general activity (UDA)	-399
16/17 Contracted orthodontic activity (UOA)	0
Carry forward orthodontic activity (UOA)	0
Baseline contract value	£771,504.08

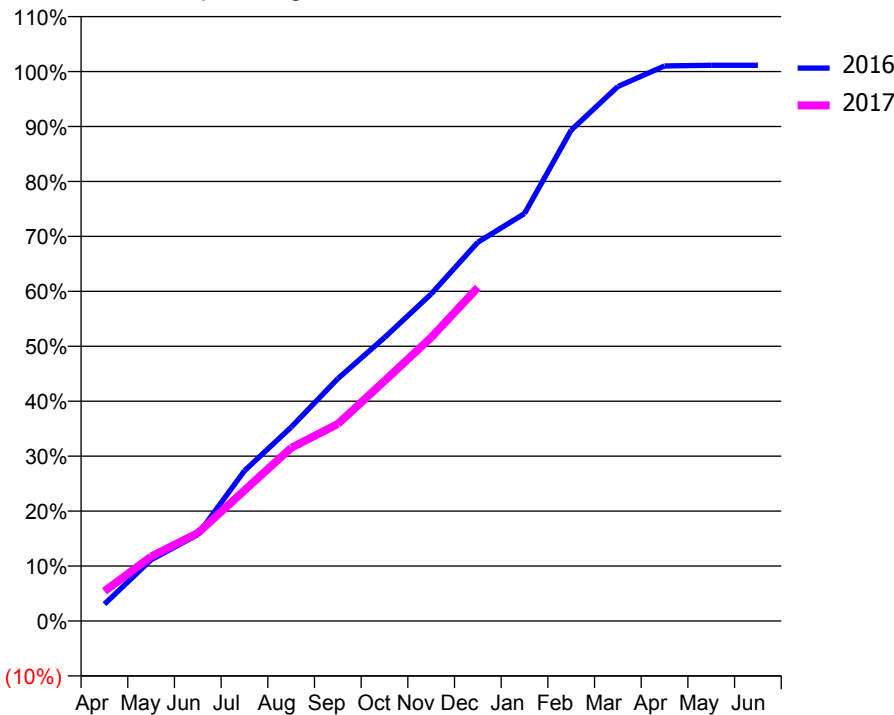
ACCESS*

Patients seen in 24 months	Total	Change since previous quarter
Quarter ending December 2015	11,073	
Quarter ending March 2016	12,136	↑
Quarter ending June 2016	12,346	→
Quarter ending September 2016	12,563	→
Quarter ending December 2016	13,291	↑
Variance since December 2015	20.0%	↑



ACTIVITY

Cumulative percentage of contracted UDA delivered 2016 & 2017



Month	Adjusted Scheduled Activity (UDA)	
	2016	2017
April	1,077	1,899
May	3,901	4,110
June	5,505	5,603
July	9,570	8,323
August	12,344	11,029
September	15,433	12,546
October	18,056	15,292
November	20,832	18,059
December	24,127	21,249
January	25,950	
February	31,272	
March	34,043	
April	35,356	
May	35,396	
June	35,399	

QUALITY

	Quantity	Base Number	Contract	AT	Region	England
% of FP17s for the same patient ID Re-attending within 3 months - Children	163	3,502	4.7%	10.0%	12.1%	12.4%
% of FP17s for the same patient ID Re-attending within 3 months - Adults	983	8,907	11.0%	14.6%	15.9%	16.6%
% of FP17s for the same patient ID Re-attending between 3 & 9 months - Children	1,991	3,502	56.9%	60.9%	58.6%	57.5%
% of FP17s for the same patient ID Re-attending between 3 & 9 months - Adults	4,658	8,907	52.3%	53.4%	51.5%	50.4%
% of FP17s for Band 1 Urgent Courses	700	11,700	6.0%	7.3%	8.0%	9.1%
% of FP17s Relating to Free Repair or Replacements	79	11,700	0.7%	0.8%	0.8%	0.8%
% of FP17s Relating to Continuations	165	11,700	1.4%	1.3%	1.2%	1.3%
% of Patients satisfied with the dentistry they have received	19	20	95.0%	92.4%	92.8%	92.7%
% of Patients satisfied with the time they had to wait for an appointment	16	20	80.0%	88.8%	89.2%	88.8%

* This is based on patients treated on this contract for their most recent course of treatment. Figures in italics indicate the base number of FP17s or Patient Questionnaire responses are less than 100. N/A is shown where the base number of responses is less than 10 during the period. % is calculated as Quantity/Base number*100

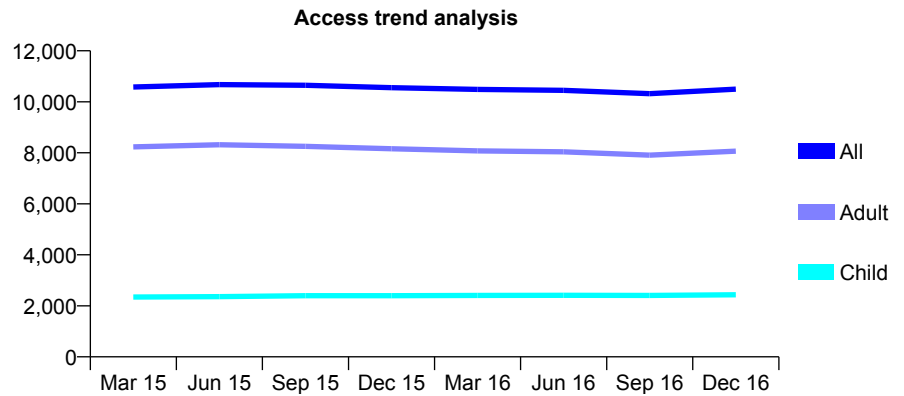
Q59 - Vital Signs At a Glance Contract Report for 115231/0004 - December 2016

Name or company name	Charnwood Dental Limited
Contract type name	GDS Contract
Purpose of contract	General
Contract start date	01/04/2009
Contract end date	

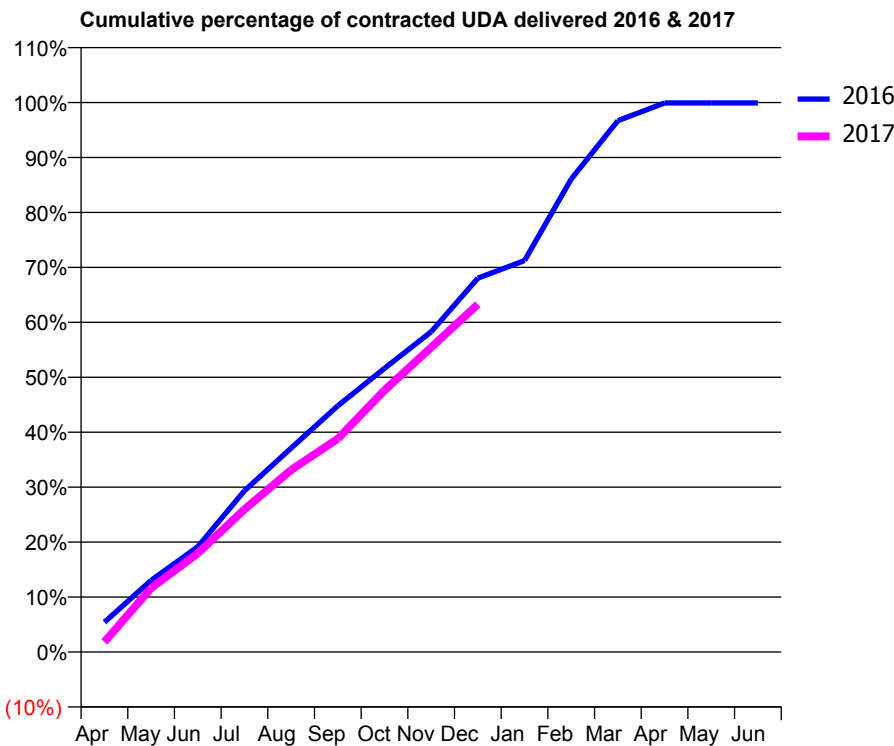
16/17 Contracted general activity (UDA)	27,029
Carry forward general activity (UDA)	21
16/17 Contracted orthodontic activity (UOA)	0
Carry forward orthodontic activity (UOA)	0
Baseline contract value	£694,172.57

ACCESS*

Patients seen in 24 months	Total	Change since previous quarter
Quarter ending December 2015	10,555	
Quarter ending March 2016	10,487	→
Quarter ending June 2016	10,450	→
Quarter ending September 2016	10,317	↓
Quarter ending December 2016	10,497	→
Variance since December 2015	(0.5%)	→



ACTIVITY



Month	Adjusted Scheduled Activity (UDA)	
	2016	2017
April	1,521	494
May	3,658	3,144
June	5,369	4,859
July	8,229	7,012
August	10,401	8,954
September	12,559	10,493
October	14,469	12,871
November	16,336	14,982
December	19,070	17,103
January	19,964	
February	24,124	
March	27,100	
April	28,003	
May	28,008	
June	28,008	

QUALITY

	Quantity	Base Number	Contract	AT	Region	England
% of FP17s for the same patient ID Re-attending within 3 months - Children	171	2,449	7.0%	10.0%	12.1%	12.4%
% of FP17s for the same patient ID Re-attending within 3 months - Adults	737	6,658	11.1%	14.6%	15.9%	16.6%
% of FP17s for the same patient ID Re-attending between 3 & 9 months - Children	1,403	2,449	57.3%	60.9%	58.6%	57.5%
% of FP17s for the same patient ID Re-attending between 3 & 9 months - Adults	3,348	6,658	50.3%	53.4%	51.5%	50.4%
% of FP17s for Band 1 Urgent Courses	427	8,693	4.9%	7.3%	8.0%	9.1%
% of FP17s Relating to Free Repair or Replacements	31	8,693	0.4%	0.8%	0.8%	0.8%
% of FP17s Relating to Continuations	224	8,693	2.6%	1.3%	1.2%	1.3%
% of Patients satisfied with the dentistry they have received	12	12	100.0%	92.4%	92.8%	92.7%
% of Patients satisfied with the time they had to wait for an appointment	11	12	91.7%	88.8%	89.2%	88.8%

* This is based on patients treated on this contract for their most recent course of treatment. Figures in italics indicate the base number of FP17s or Patient Questionnaire responses are less than 100. N/A is shown where the base number of responses is less than 10 during the period. % is calculated as Quantity/Base number*100

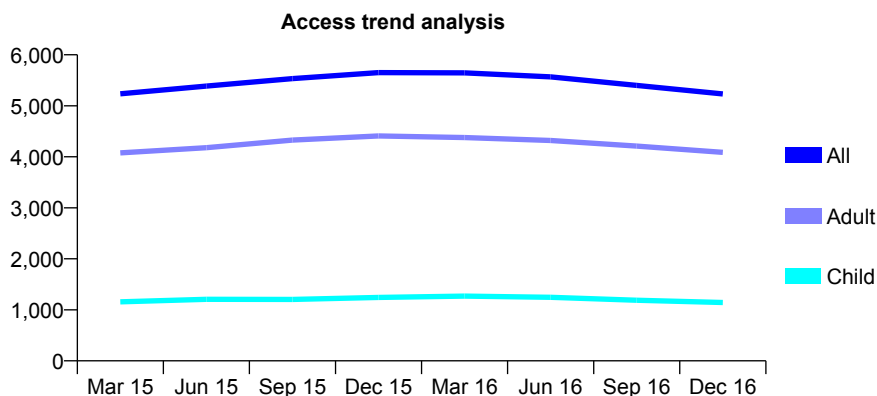
Q59 - Vital Signs At a Glance Contract Report for 116505/0001 - December 2016

Name or company name	Ishak Practices Limited
Contract type name	PDS Plus Contract
Purpose of contract	General
Contract start date	01/06/2010
Contract end date	28/02/2017

16/17 Contracted general activity (UDA)	18,975
Carry forward general activity (UDA)	0
16/17 Contracted orthodontic activity (UOA)	0
Carry forward orthodontic activity (UOA)	0
Baseline contract value	£279,766.42

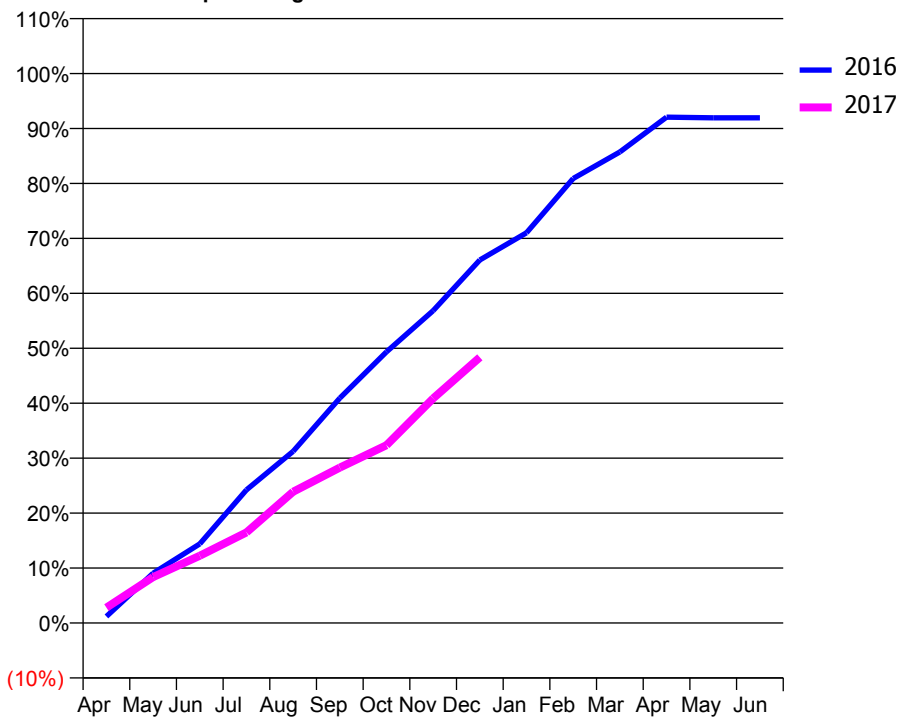
ACCESS*

Patients seen in 24 months	Total	Change since previous quarter
Quarter ending December 2015	5,651	
Quarter ending March 2016	5,645	→
Quarter ending June 2016	5,567	↓
Quarter ending September 2016	5,399	↓
Quarter ending December 2016	5,232	↓
Variance since December 2015	(7.4%)	↓



ACTIVITY

Cumulative percentage of contracted UDA delivered 2016 & 2017



Month	Adjusted Scheduled Activity (UDA)	
	2016	2017
April	248	532
May	1,877	1,587
June	2,980	2,322
July	5,016	3,130
August	6,466	4,535
September	8,471	5,369
October	10,216	6,142
November	11,765	7,758
December	13,674	9,175
January	14,699	
February	16,744	
March	17,744	
April	19,054	
May	19,030	
June	19,030	

QUALITY

	Quantity	Base Number	Contract	AT	Region	England
% of FP17s for the same patient ID Re-attending within 3 months - Children	250	1,652	15.1%	10.0%	12.1%	12.4%
% of FP17s for the same patient ID Re-attending within 3 months - Adults	440	4,120	10.7%	14.6%	15.9%	16.6%
% of FP17s for the same patient ID Re-attending between 3 & 9 months - Children	1,127	1,652	68.2%	60.9%	58.6%	57.5%
% of FP17s for the same patient ID Re-attending between 3 & 9 months - Adults	2,540	4,120	61.7%	53.4%	51.5%	50.4%
% of FP17s for Band 1 Urgent Courses	521	5,185	10.0%	7.3%	8.0%	9.1%
% of FP17s Relating to Free Repair or Replacements	23	5,185	0.4%	0.8%	0.8%	0.8%
% of FP17s Relating to Continuations	81	5,185	1.6%	1.3%	1.2%	1.3%
% of Patients satisfied with the dentistry they have received	13	16	81.3%	92.4%	92.8%	92.7%
% of Patients satisfied with the time they had to wait for an appointment	14	16	87.5%	88.8%	89.2%	88.8%

* This is based on patients treated on this contract for their most recent course of treatment. Figures in italics indicate the base number of FP17s or Patient Questionnaire responses are less than 100. N/A is shown where the base number of responses is less than 10 during the period. % is calculated as Quantity/Base number*100

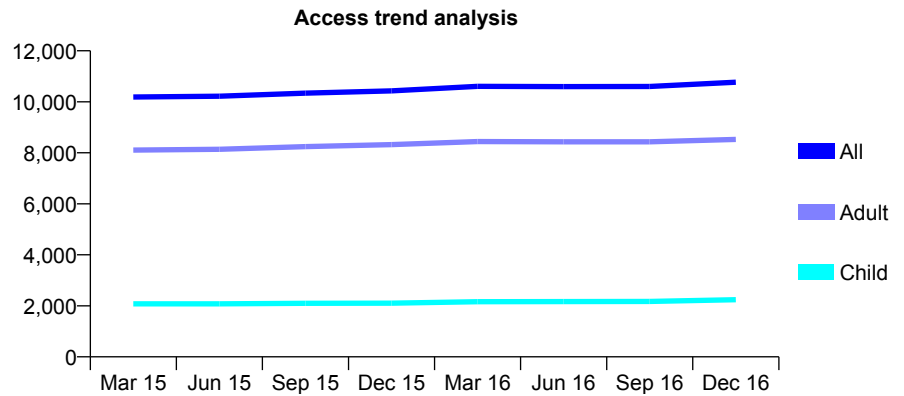
Q59 - Vital Signs At a Glance Contract Report for 117250/0001 - December 2016

Name or company name	Hallcross Dental Practices Limited
Contract type name	GDS Contract
Purpose of contract	General
Contract start date	01/04/2008
Contract end date	

16/17 Contracted general activity (UDA)	32,315
Carry forward general activity (UDA)	-36
16/17 Contracted orthodontic activity (UOA)	0
Carry forward orthodontic activity (UOA)	0
Baseline contract value	£785,527.75

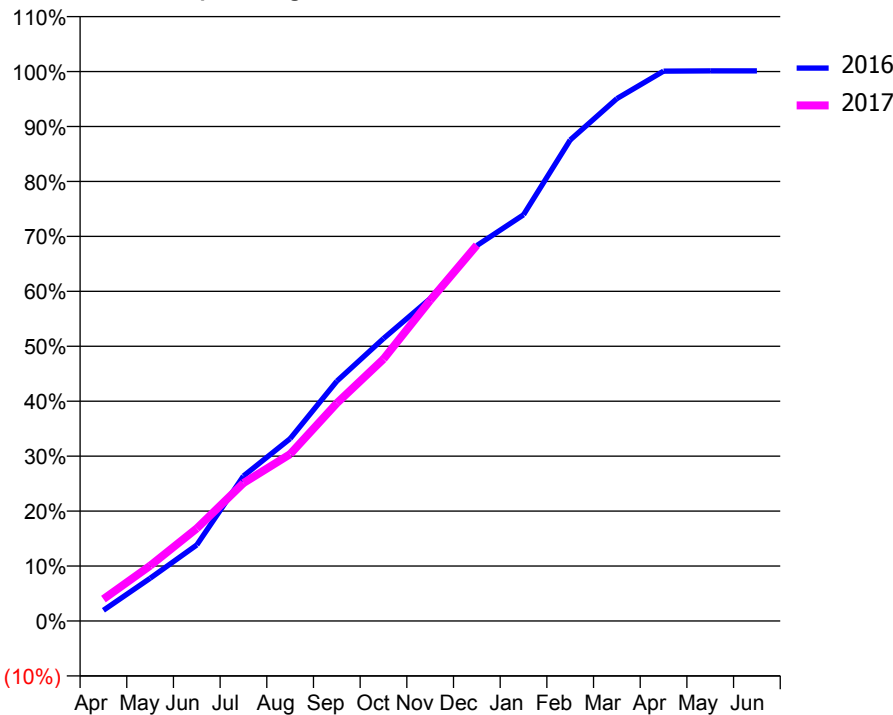
ACCESS*

Patients seen in 24 months	Total	Change since previous quarter
Quarter ending December 2015	10,431	
Quarter ending March 2016	10,605	→
Quarter ending June 2016	10,598	→
Quarter ending September 2016	10,603	→
Quarter ending December 2016	10,767	→
Variance since December 2015	3.2%	↑



ACTIVITY

Cumulative percentage of contracted UDA delivered 2016 & 2017



Month	Adjusted Scheduled Activity (UDA)	
	2016	2017
April	634	1,294
May	2,511	3,249
June	4,476	5,446
July	8,529	8,109
August	10,726	9,815
September	14,107	12,812
October	16,615	15,403
November	18,960	18,853
December	22,079	22,100
January	23,887	
February	28,289	
March	30,718	
April	32,333	
May	32,350	
June	32,351	

QUALITY

	Quantity	Base Number	Contract	AT	Region	England
% of FP17s for the same patient ID Re-attending within 3 months - Children	186	2,620	7.1%	10.0%	12.1%	12.4%
% of FP17s for the same patient ID Re-attending within 3 months - Adults	1,082	9,812	11.0%	14.6%	15.9%	16.6%
% of FP17s for the same patient ID Re-attending between 3 & 9 months - Children	1,572	2,620	60.0%	60.9%	58.6%	57.5%
% of FP17s for the same patient ID Re-attending between 3 & 9 months - Adults	6,163	9,812	62.8%	53.4%	51.5%	50.4%
% of FP17s for Band 1 Urgent Courses	757	11,655	6.5%	7.3%	8.0%	9.1%
% of FP17s Relating to Free Repair or Replacements	57	11,655	0.5%	0.8%	0.8%	0.8%
% of FP17s Relating to Continuations	46	11,655	0.4%	1.3%	1.2%	1.3%
% of Patients satisfied with the dentistry they have received	26	27	96.3%	92.4%	92.8%	92.7%
% of Patients satisfied with the time they had to wait for an appointment	27	27	100.0%	88.8%	89.2%	88.8%

* This is based on patients treated on this contract for their most recent course of treatment. Figures in italics indicate the base number of FP17s or Patient Questionnaire responses are less than 100. N/A is shown where the base number of responses is less than 10 during the period. % is calculated as Quantity/Base number*100

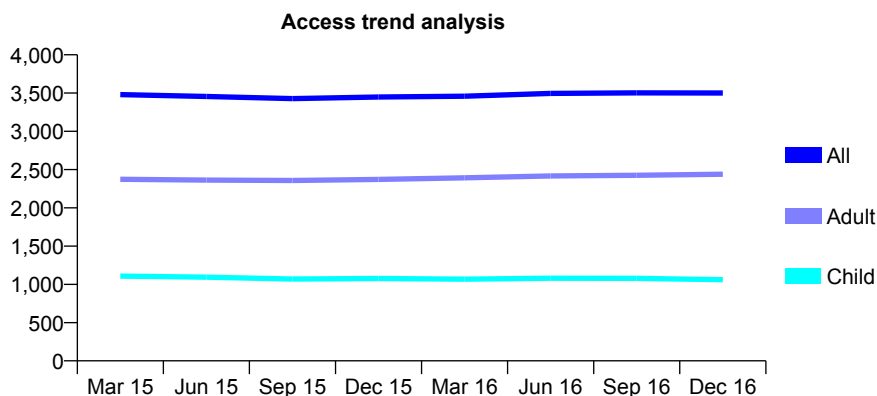
Q59 - Vital Signs At a Glance Contract Report for 117412/0002 - December 2016

Name or company name	HS Virdee Ltd
Contract type name	GDS Contract
Purpose of contract	General and Orthodontic
Contract start date	01/11/2007
Contract end date	

16/17 Contracted general activity (UDA)	10,777
Carry forward general activity (UDA)	-161
16/17 Contracted orthodontic activity (UOA)	293
Carry forward orthodontic activity (UOA)	0
Baseline contract value	£297,803.25

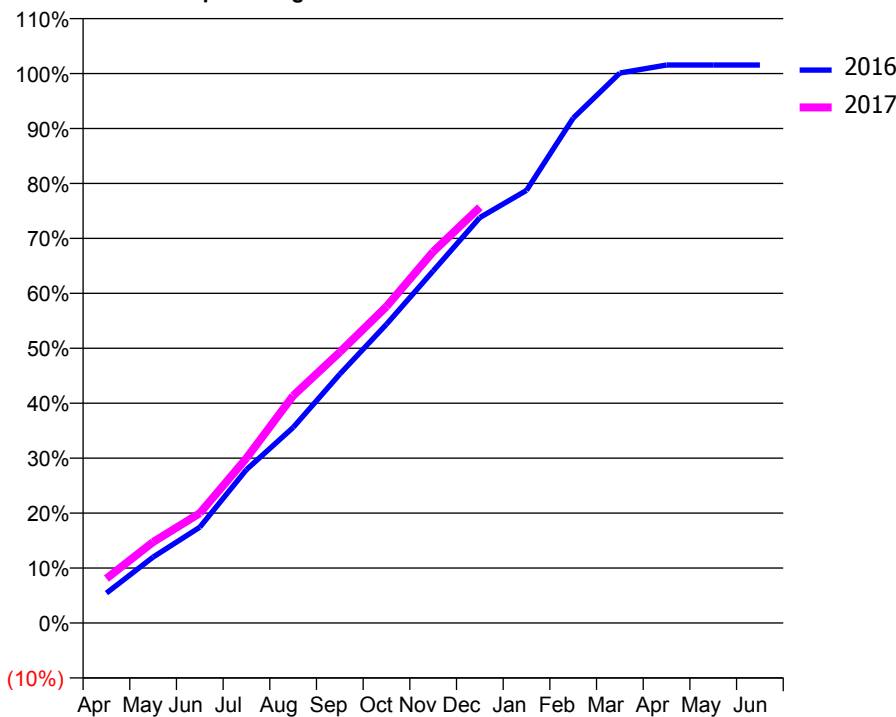
ACCESS*

Patients seen in 24 months	Total	Change since previous quarter
Quarter ending December 2015	3,448	
Quarter ending March 2016	3,459	→
Quarter ending June 2016	3,496	→
Quarter ending September 2016	3,503	→
Quarter ending December 2016	3,500	→
Variance since December 2015	1.5%	→



ACTIVITY

Cumulative percentage of contracted UDA delivered 2016 & 2017



Month	Adjusted Scheduled Activity (UDA)	
	2016	2017
April	566	873
May	1,245	1,588
June	1,810	2,153
July	2,898	3,235
August	3,693	4,457
September	4,701	5,313
October	5,642	6,207
November	6,650	7,282
December	7,656	8,154
January	8,171	
February	9,535	
March	10,386	
April	10,537	
May	10,537	
June	10,538	

QUALITY

	Quantity	Base Number	Contract	AT	Region	England
% of FP17s for the same patient ID Re-attending within 3 months - Children	96	1,166	8.2%	10.0%	12.1%	12.4%
% of FP17s for the same patient ID Re-attending within 3 months - Adults	193	2,279	8.5%	14.6%	15.9%	16.6%
% of FP17s for the same patient ID Re-attending between 3 & 9 months - Children	663	1,166	56.9%	60.9%	58.6%	57.5%
% of FP17s for the same patient ID Re-attending between 3 & 9 months - Adults	1,224	2,279	53.7%	53.4%	51.5%	50.4%
% of FP17s for Band 1 Urgent Courses	98	2,845	3.4%	7.3%	8.0%	9.1%
% of FP17s Relating to Free Repair or Replacements	8	2,845	0.3%	0.8%	0.8%	0.8%
% of FP17s Relating to Continuations	36	2,845	1.3%	1.3%	1.2%	1.3%
% of Patients satisfied with the dentistry they have received	8	8	N/A	92.4%	92.8%	92.7%
% of Patients satisfied with the time they had to wait for an appointment	7	8	N/A	88.8%	89.2%	88.8%

* This is based on patients treated on this contract for their most recent course of treatment. Figures in italics indicate the base number of FP17s or Patient Questionnaire responses are less than 100. N/A is shown where the base number of responses is less than 10 during the period. % is calculated as Quantity/Base number*100

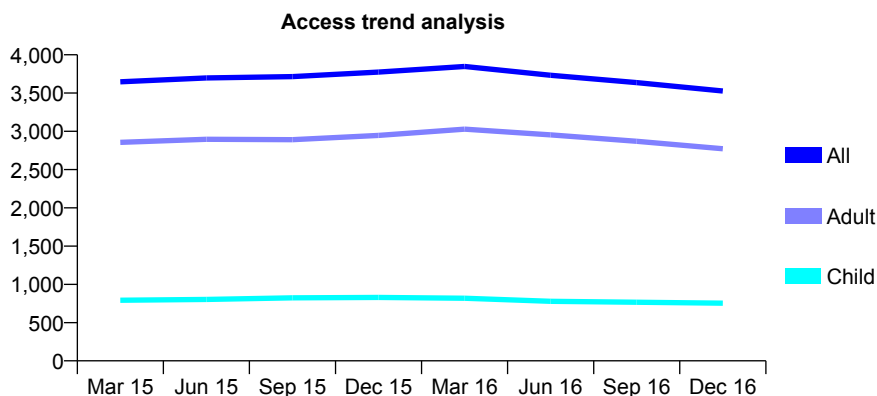
Q59 - Vital Signs At a Glance Contract Report for 117552/0001 - December 2016

Name or company name	Mr Williams & Mr Moroney
Contract type name	GDS Contract
Purpose of contract	General
Contract start date	01/10/2011
Contract end date	

16/17 Contracted general activity (UDA)	17,002
Carry forward general activity (UDA)	0
16/17 Contracted orthodontic activity (UOA)	0
Carry forward orthodontic activity (UOA)	0
Baseline contract value	£476,412.63

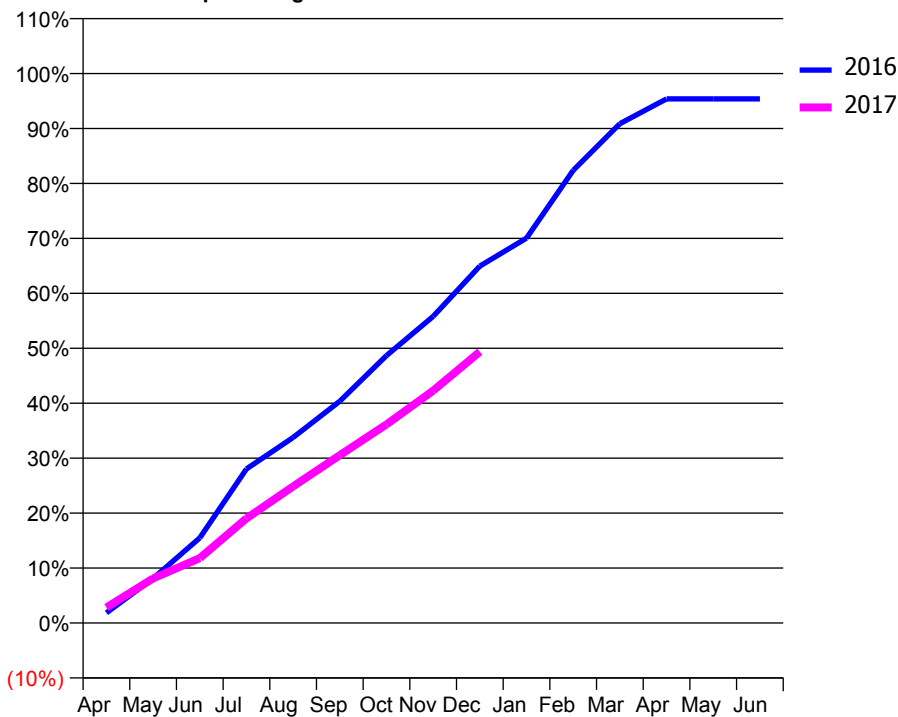
ACCESS*

Patients seen in 24 months	Total	Change since previous quarter
Quarter ending December 2015	3,774	
Quarter ending March 2016	3,848	→
Quarter ending June 2016	3,732	↓
Quarter ending September 2016	3,636	↓
Quarter ending December 2016	3,526	↓
Variance since December 2015	(6.6%)	↓



ACTIVITY

Cumulative percentage of contracted UDA delivered 2016 & 2017



Month	Adjusted Scheduled Activity (UDA)	
	2016	2017
April	317	479
May	1,379	1,379
June	2,636	2,006
July	4,768	3,236
August	5,742	4,225
September	6,865	5,193
October	8,273	6,144
November	9,487	7,189
December	11,044	8,396
January	11,911	
February	14,006	
March	15,451	
April	16,216	
May	16,216	
June	16,217	

QUALITY

	Quantity	Base Number	Contract	AT	Region	England
% of FP17s for the same patient ID Re-attending within 3 months - Children	75	753	10.0%	10.0%	12.1%	12.4%
% of FP17s for the same patient ID Re-attending within 3 months - Adults	389	2,472	15.7%	14.6%	15.9%	16.6%
% of FP17s for the same patient ID Re-attending between 3 & 9 months - Children	437	753	58.0%	60.9%	58.6%	57.5%
% of FP17s for the same patient ID Re-attending between 3 & 9 months - Adults	1,206	2,472	48.8%	53.4%	51.5%	50.4%
% of FP17s for Band 1 Urgent Courses	130	2,972	4.4%	7.3%	8.0%	9.1%
% of FP17s Relating to Free Repair or Replacements	20	2,972	0.7%	0.8%	0.8%	0.8%
% of FP17s Relating to Continuations	141	2,972	4.7%	1.3%	1.2%	1.3%
% of Patients satisfied with the dentistry they have received	5	6	N/A	92.4%	92.8%	92.7%
% of Patients satisfied with the time they had to wait for an appointment	6	6	N/A	88.8%	89.2%	88.8%

* This is based on patients treated on this contract for their most recent course of treatment. Figures in italics indicate the base number of FP17s or Patient Questionnaire responses are less than 100. N/A is shown where the base number of responses is less than 10 during the period. % is calculated as Quantity/Base number*100

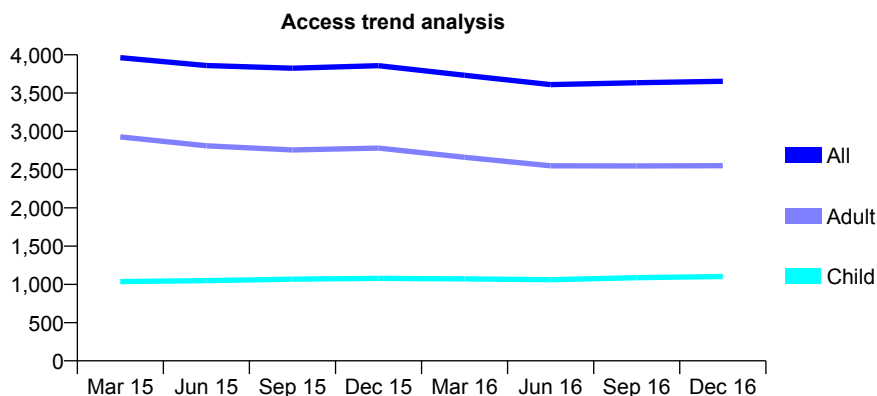
Q59 - Vital Signs At a Glance Contract Report for 118060/0020 - December 2016

Name or company name	Genix Healthcare Ltd
Contract type name	PDS Plus Contract
Purpose of contract	General
Contract start date	01/07/2010
Contract end date	28/02/2017

16/17 Contracted general activity (UDA)	11,458
Carry forward general activity (UDA)	-250
16/17 Contracted orthodontic activity (UOA)	0
Carry forward orthodontic activity (UOA)	0
Baseline contract value	£155,286.56

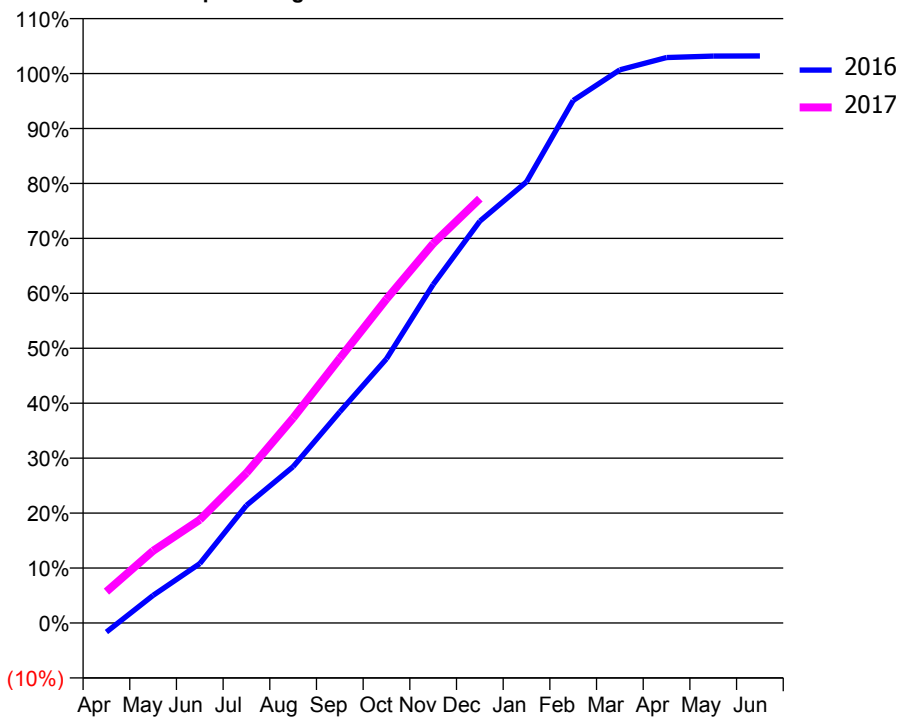
ACCESS*

Patients seen in 24 months	Total	Change since previous quarter
Quarter ending December 2015	3,858	
Quarter ending March 2016	3,732	↓
Quarter ending June 2016	3,610	↓
Quarter ending September 2016	3,634	→
Quarter ending December 2016	3,654	→
Variance since December 2015	(5.3%)	↓



ACTIVITY

Cumulative percentage of contracted UDA delivered 2016 & 2017



Month	Adjusted Scheduled Activity (UDA)	
	2016	2017
April	-209	654
May	630	1,505
June	1,351	2,154
July	2,676	3,128
August	3,557	4,276
September	4,804	5,521
October	6,011	6,756
November	7,701	7,912
December	9,142	8,848
January	10,037	
February	11,887	
March	12,584	
April	12,862	
May	12,898	
June	12,899	

QUALITY

	Quantity	Base Number	Contract	AT	Region	England
% of FP17s for the same patient ID Re-attending within 3 months - Children	85	1,273	6.7%	10.0%	12.1%	12.4%
% of FP17s for the same patient ID Re-attending within 3 months - Adults	363	2,643	13.7%	14.6%	15.9%	16.6%
% of FP17s for the same patient ID Re-attending between 3 & 9 months - Children	787	1,273	61.8%	60.9%	58.6%	57.5%
% of FP17s for the same patient ID Re-attending between 3 & 9 months - Adults	1,527	2,643	57.8%	53.4%	51.5%	50.4%
% of FP17s for Band 1 Urgent Courses	225	3,642	6.2%	7.3%	8.0%	9.1%
% of FP17s Relating to Free Repair or Replacements	16	3,642	0.4%	0.8%	0.8%	0.8%
% of FP17s Relating to Continuations	16	3,642	0.4%	1.3%	1.2%	1.3%
% of Patients satisfied with the dentistry they have received	2	7	N/A	92.4%	92.8%	92.7%
% of Patients satisfied with the time they had to wait for an appointment	4	7	N/A	88.8%	89.2%	88.8%

* This is based on patients treated on this contract for their most recent course of treatment. Figures in italics indicate the base number of FP17s or Patient Questionnaire responses are less than 100. N/A is shown where the base number of responses is less than 10 during the period. % is calculated as Quantity/Base number*100

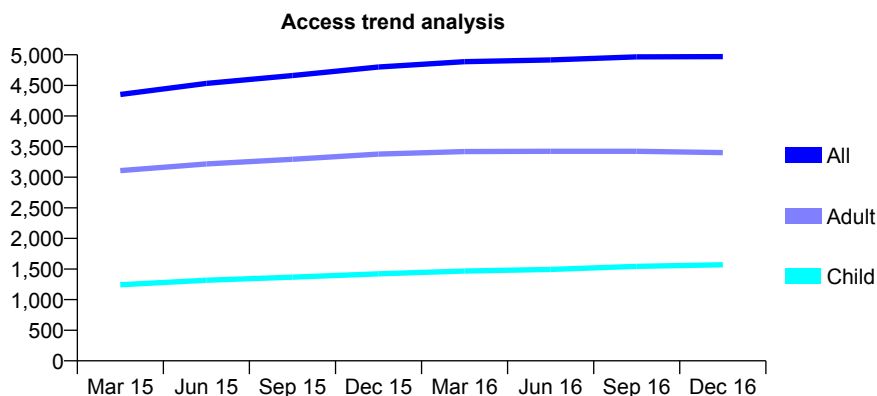
Q59 - Vital Signs At a Glance Contract Report for 118281/0001 - December 2016

Name or company name	Mr PR Bhogaita, Mr Mukundrai Patel and N
Contract type name	GDS Contract
Purpose of contract	General
Contract start date	01/01/2014
Contract end date	

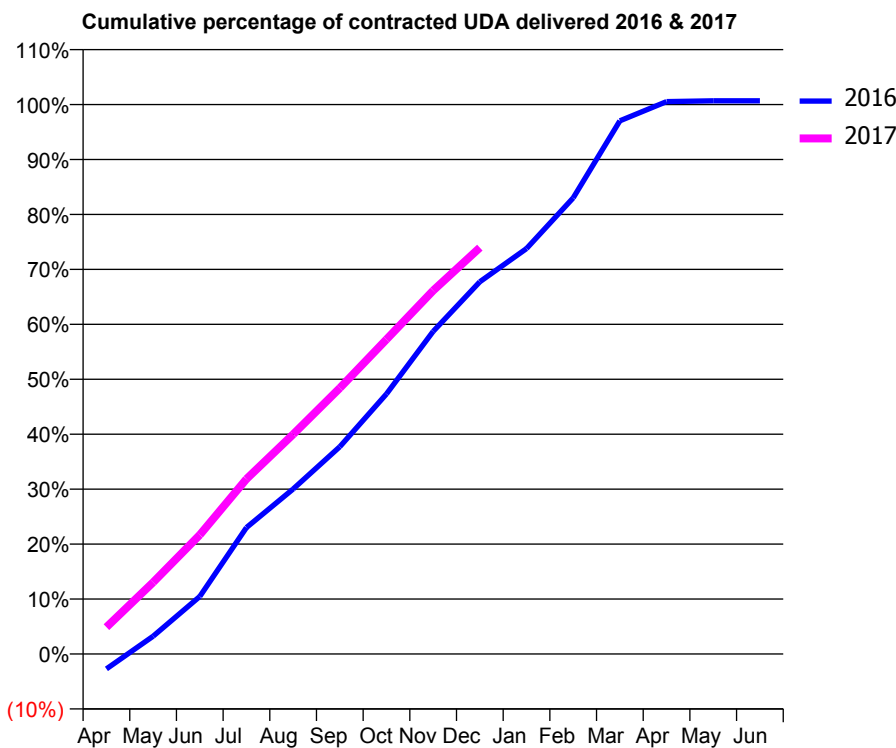
16/17 Contracted general activity (UDA)	16,178
Carry forward general activity (UDA)	-109
16/17 Contracted orthodontic activity (UOA)	0
Carry forward orthodontic activity (UOA)	0
Baseline contract value	£394,712.94

ACCESS*

Patients seen in 24 months	Total	Change since previous quarter
Quarter ending December 2015	4,801	
Quarter ending March 2016	4,888	→
Quarter ending June 2016	4,916	→
Quarter ending September 2016	4,966	→
Quarter ending December 2016	4,971	→
Variance since December 2015	3.5%	↑



ACTIVITY



Month	Adjusted Scheduled Activity (UDA)	
	2016	2017
April	-441	792
May	526	2,110
June	1,695	3,507
July	3,723	5,151
August	4,857	6,468
September	6,101	7,832
October	7,659	9,263
November	9,499	10,699
December	10,960	11,962
January	11,937	
February	13,429	
March	15,697	
April	16,261	
May	16,286	
June	16,287	

QUALITY

	Quantity	Base Number	Contract	AT	Region	England
% of FP17s for the same patient ID Re-attending within 3 months - Children	174	2,027	8.6%	10.0%	12.1%	12.4%
% of FP17s for the same patient ID Re-attending within 3 months - Adults	671	4,411	15.2%	14.6%	15.9%	16.6%
% of FP17s for the same patient ID Re-attending between 3 & 9 months - Children	1,392	2,027	68.7%	60.9%	58.6%	57.5%
% of FP17s for the same patient ID Re-attending between 3 & 9 months - Adults	2,889	4,411	65.5%	53.4%	51.5%	50.4%
% of FP17s for Band 1 Urgent Courses	487	6,123	8.0%	7.3%	8.0%	9.1%
% of FP17s Relating to Free Repair or Replacements	30	6,123	0.5%	0.8%	0.8%	0.8%
% of FP17s Relating to Continuations	15	6,123	0.2%	1.3%	1.2%	1.3%
% of Patients satisfied with the dentistry they have received	7	8	N/A	92.4%	92.8%	92.7%
% of Patients satisfied with the time they had to wait for an appointment	7	8	N/A	88.8%	89.2%	88.8%

* This is based on patients treated on this contract for their most recent course of treatment. Figures in italics indicate the base number of FP17s or Patient Questionnaire responses are less than 100. N/A is shown where the base number of responses is less than 10 during the period. % is calculated as Quantity/Base number*100

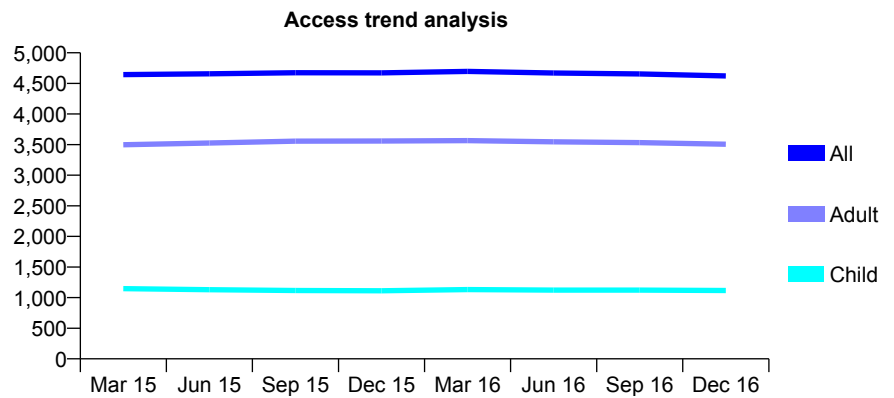
Q59 - Vital Signs At a Glance Contract Report for 118389/0001 - December 2016

Name or company name	Ishak Practices Limited
Contract type name	GDS Contract
Purpose of contract	General
Contract start date	01/10/2007
Contract end date	

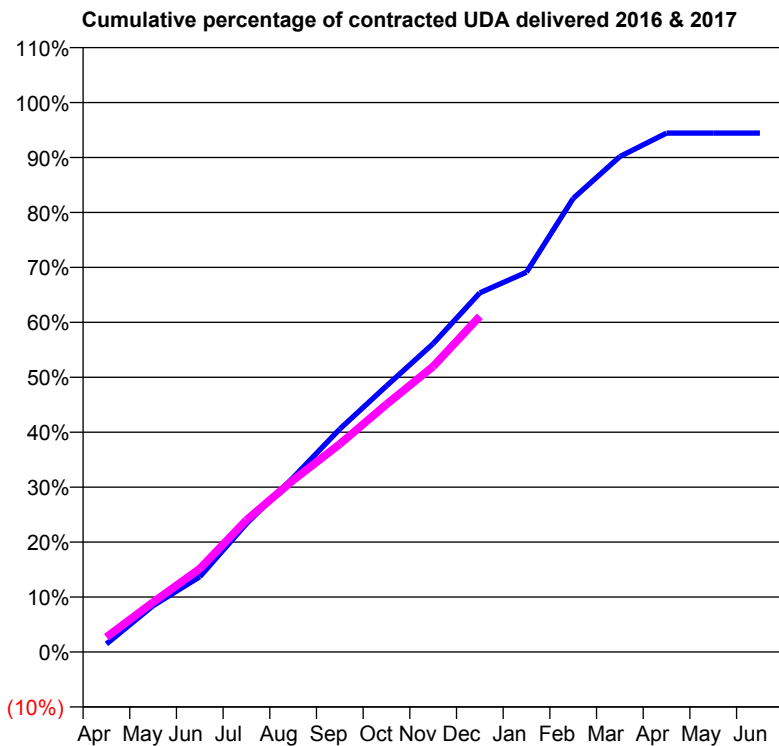
16/17 Contracted general activity (UDA)	15,000
Carry forward general activity (UDA)	0
16/17 Contracted orthodontic activity (UOA)	0
Carry forward orthodontic activity (UOA)	0
Baseline contract value	£421,246.58

ACCESS*

Patients seen in 24 months	Total	Change since previous quarter
Quarter ending December 2015	4,672	
Quarter ending March 2016	4,697	→
Quarter ending June 2016	4,669	→
Quarter ending September 2016	4,655	→
Quarter ending December 2016	4,622	→
Variance since December 2015	(1.1%)	↓



ACTIVITY



Month	Adjusted Scheduled Activity (UDA)	
	2016	2017
April	221	405
May	1,265	1,361
June	2,056	2,274
July	3,504	3,601
August	4,759	4,690
September	6,089	5,675
October	7,262	6,760
November	8,419	7,796
December	9,803	9,165
January	10,367	
February	12,382	
March	13,525	
April	14,167	
May	14,167	
June	14,167	

QUALITY

	Quantity	Base Number	Contract	AT	Region	England
% of FP17s for the same patient ID Re-attending within 3 months - Children	64	1,183	5.4%	10.0%	12.1%	12.4%
% of FP17s for the same patient ID Re-attending within 3 months - Adults	457	3,555	12.9%	14.6%	15.9%	16.6%
% of FP17s for the same patient ID Re-attending between 3 & 9 months - Children	787	1,183	66.5%	60.9%	58.6%	57.5%
% of FP17s for the same patient ID Re-attending between 3 & 9 months - Adults	1,992	3,555	56.0%	53.4%	51.5%	50.4%
% of FP17s for Band 1 Urgent Courses	291	4,493	6.5%	7.3%	8.0%	9.1%
% of FP17s Relating to Free Repair or Replacements	15	4,493	0.3%	0.8%	0.8%	0.8%
% of FP17s Relating to Continuations	53	4,493	1.2%	1.3%	1.2%	1.3%
% of Patients satisfied with the dentistry they have received	7	7	N/A	92.4%	92.8%	92.7%
% of Patients satisfied with the time they had to wait for an appointment	7	7	N/A	88.8%	89.2%	88.8%

* This is based on patients treated on this contract for their most recent course of treatment. Figures in italics indicate the base number of FP17s or Patient Questionnaire responses are less than 100. N/A is shown where the base number of responses is less than 10 during the period. % is calculated as Quantity/Base number*100

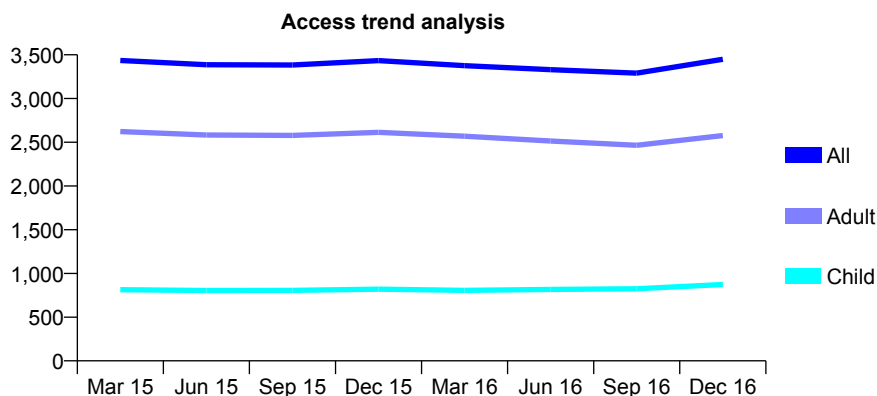
Q59 - Vital Signs At a Glance Contract Report for 118389/0003 - December 2016

Name or company name	Ishak Practices Limited
Contract type name	PDS Plus Contract
Purpose of contract	General
Contract start date	01/04/2010
Contract end date	28/02/2017

16/17 Contracted general activity (UDA)	9,167
Carry forward general activity (UDA)	0
16/17 Contracted orthodontic activity (UOA)	0
Carry forward orthodontic activity (UOA)	0
Baseline contract value	£135,224.50

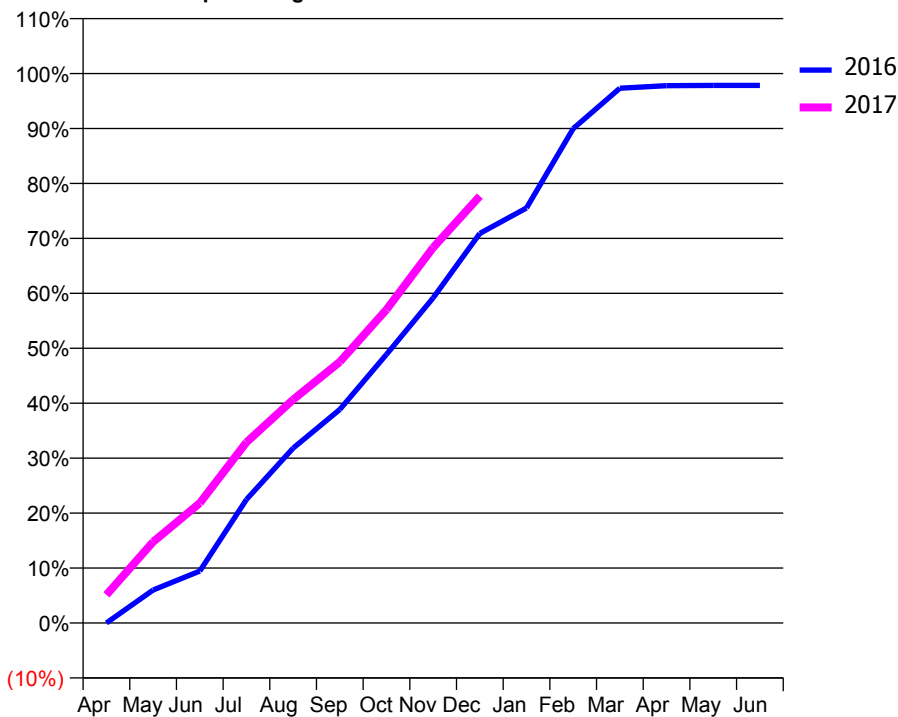
ACCESS*

Patients seen in 24 months	Total	Change since previous quarter
Quarter ending December 2015	3,433	
Quarter ending March 2016	3,375	↓
Quarter ending June 2016	3,330	↓
Quarter ending September 2016	3,290	↓
Quarter ending December 2016	3,449	↑
Variance since December 2015	0.5%	→



ACTIVITY

Cumulative percentage of contracted UDA delivered 2016 & 2017



Month	Adjusted Scheduled Activity (UDA)	
	2016	2017
April	0	471
May	599	1,354
June	946	2,001
July	2,249	3,015
August	3,182	3,727
September	3,887	4,358
October	4,887	5,229
November	5,917	6,263
December	7,090	7,121
January	7,552	
February	8,996	
March	9,731	
April	9,779	
May	9,783	
June	9,784	

QUALITY

	Quantity	Base Number	Contract	AT	Region	England
% of FP17s for the same patient ID Re-attending within 3 months - Children	64	935	6.8%	10.0%	12.1%	12.4%
% of FP17s for the same patient ID Re-attending within 3 months - Adults	371	2,653	14.0%	14.6%	15.9%	16.6%
% of FP17s for the same patient ID Re-attending between 3 & 9 months - Children	592	935	63.3%	60.9%	58.6%	57.5%
% of FP17s for the same patient ID Re-attending between 3 & 9 months - Adults	1,332	2,653	50.2%	53.4%	51.5%	50.4%
% of FP17s for Band 1 Urgent Courses	160	3,558	4.5%	7.3%	8.0%	9.1%
% of FP17s Relating to Free Repair or Replacements	61	3,558	1.7%	0.8%	0.8%	0.8%
% of FP17s Relating to Continuations	141	3,558	4.0%	1.3%	1.2%	1.3%
% of Patients satisfied with the dentistry they have received	13	13	100.0%	92.4%	92.8%	92.7%
% of Patients satisfied with the time they had to wait for an appointment	12	13	92.3%	88.8%	89.2%	88.8%

* This is based on patients treated on this contract for their most recent course of treatment. Figures in italics indicate the base number of FP17s or Patient Questionnaire responses are less than 100. N/A is shown where the base number of responses is less than 10 during the period. % is calculated as Quantity/Base number*100

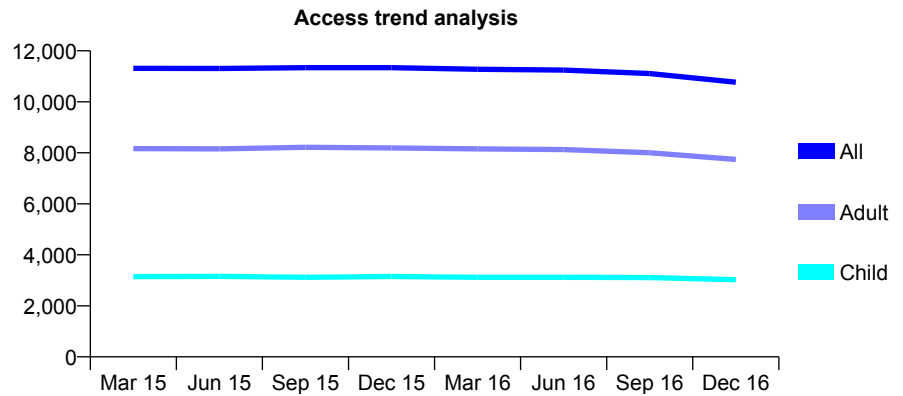
Q59 - Vital Signs At a Glance Contract Report for 118680/0003 - December 2016

Name or company name	Mr P Sitlu & Mr I Bhyat
Contract type name	GDS Contract
Purpose of contract	General and Orthodontic
Contract start date	09/12/2008
Contract end date	

16/17 Contracted general activity (UDA)	23,774
Carry forward general activity (UDA)	0
16/17 Contracted orthodontic activity (UOA)	905
Carry forward orthodontic activity (UOA)	0
Baseline contract value	£536,994.35

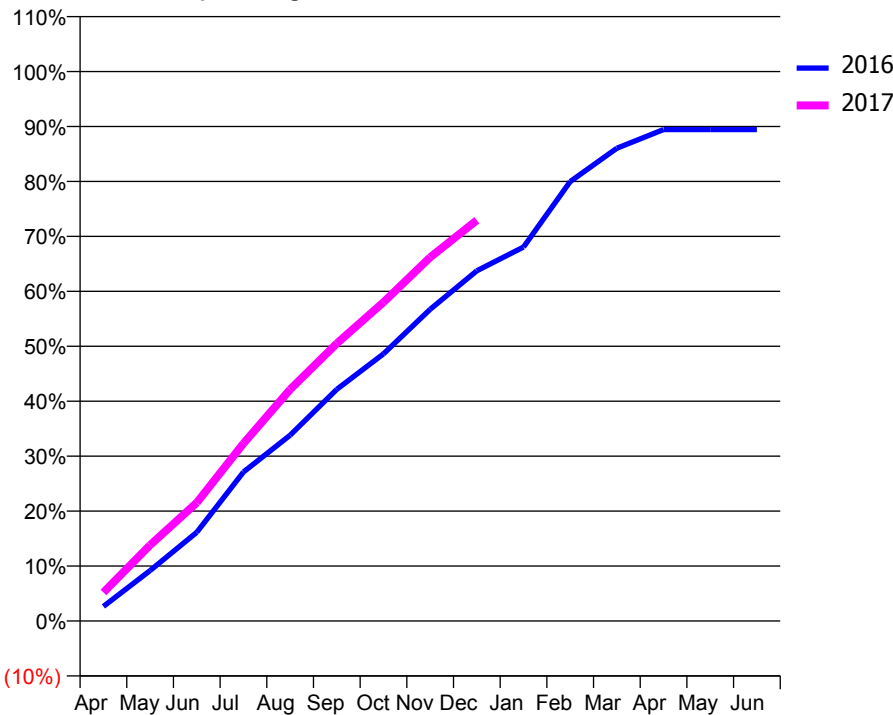
ACCESS*

Patients seen in 24 months	Total	Change since previous quarter
Quarter ending December 2015	11,339	
Quarter ending March 2016	11,276	→
Quarter ending June 2016	11,247	→
Quarter ending September 2016	11,107	↓
Quarter ending December 2016	10,767	↓
Variance since December 2015	(5.0%)	↓



ACTIVITY

Cumulative percentage of contracted UDA delivered 2016 & 2017



Month	Adjusted Scheduled Activity (UDA)	
	2016	2017
April	821	1,236
May	2,825	3,288
June	4,973	5,121
July	8,344	7,681
August	10,408	10,021
September	12,972	12,009
October	14,965	13,790
November	17,453	15,737
December	19,613	17,337
January	20,947	
February	24,613	
March	26,476	
April	27,521	
May	27,521	
June	27,521	

QUALITY

	Quantity	Base Number	Contract	AT	Region	England
% of FP17s for the same patient ID Re-attending within 3 months - Children	348	3,511	9.9%	10.0%	12.1%	12.4%
% of FP17s for the same patient ID Re-attending within 3 months - Adults	994	7,678	12.9%	14.6%	15.9%	16.6%
% of FP17s for the same patient ID Re-attending between 3 & 9 months - Children	2,133	3,511	60.8%	60.9%	58.6%	57.5%
% of FP17s for the same patient ID Re-attending between 3 & 9 months - Adults	4,421	7,678	57.6%	53.4%	51.5%	50.4%
% of FP17s for Band 1 Urgent Courses	757	10,263	7.4%	7.3%	8.0%	9.1%
% of FP17s Relating to Free Repair or Replacements	70	10,263	0.7%	0.8%	0.8%	0.8%
% of FP17s Relating to Continuations	55	10,263	0.5%	1.3%	1.2%	1.3%
% of Patients satisfied with the dentistry they have received	9	10	90.0%	92.4%	92.8%	92.7%
% of Patients satisfied with the time they had to wait for an appointment	10	10	100.0%	88.8%	89.2%	88.8%

* This is based on patients treated on this contract for their most recent course of treatment. Figures in italics indicate the base number of FP17s or Patient Questionnaire responses are less than 100. N/A is shown where the base number of responses is less than 10 during the period. % is calculated as Quantity/Base number*100

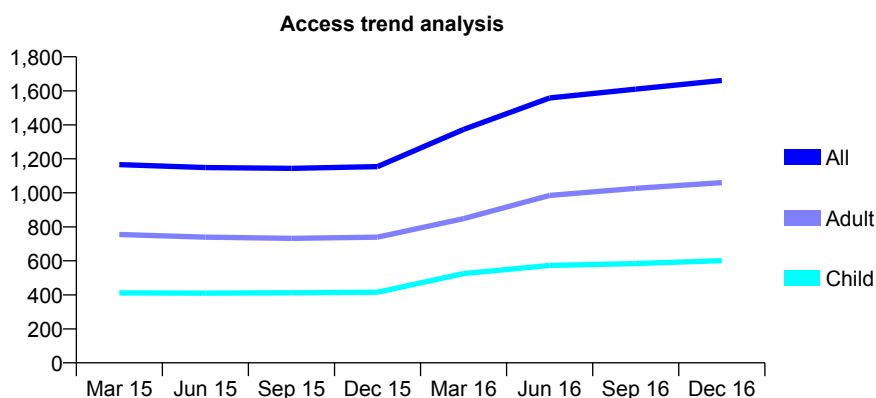
Q59 - Vital Signs At a Glance Contract Report for 121789/0001 - December 2016

Name or company name	Mr C Lucas, Mr M Hamburger, R Ingledeu
Contract type name	GDS Contract
Purpose of contract	General and Orthodontic
Contract start date	01/04/2012
Contract end date	

16/17 Contracted general activity (UDA)	4,745
Carry forward general activity (UDA)	0
16/17 Contracted orthodontic activity (UOA)	1,366
Carry forward orthodontic activity (UOA)	0
Baseline contract value	£217,490.96

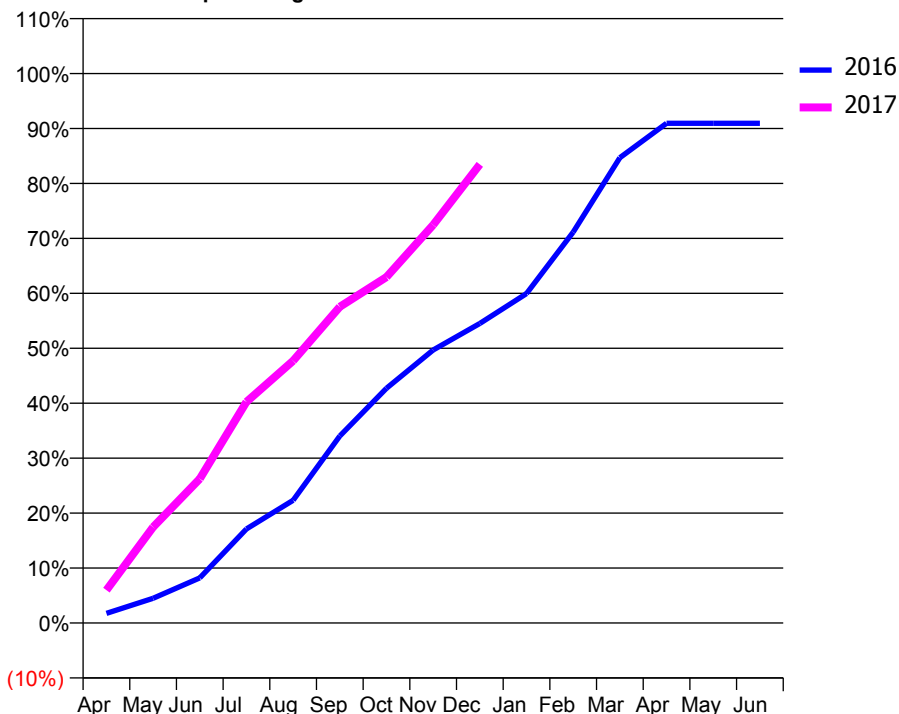
ACCESS*

Patients seen in 24 months	Total	Change since previous quarter
Quarter ending December 2015	1,154	
Quarter ending March 2016	1,373	↑
Quarter ending June 2016	1,558	↑
Quarter ending September 2016	1,610	↑
Quarter ending December 2016	1,661	↑
Variance since December 2015	43.9%	↑



ACTIVITY

Cumulative percentage of contracted UDA delivered 2016 & 2017



Month	Adjusted Scheduled Activity (UDA)	
	2016	2017
April	76	284
May	196	829
June	357	1,245
July	743	1,910
August	970	2,265
September	1,479	2,730
October	1,856	2,988
November	2,159	3,438
December	2,369	3,960
January	2,605	
February	3,091	
March	3,679	
April	3,951	
May	3,951	
June	3,951	

QUALITY

	Quantity	Base Number	Contract	AT	Region	England
% of FP17s for the same patient ID Re-attending within 3 months - Children	83	698	11.9%	10.0%	12.1%	12.4%
% of FP17s for the same patient ID Re-attending within 3 months - Adults	256	1,187	21.6%	14.6%	15.9%	16.6%
% of FP17s for the same patient ID Re-attending between 3 & 9 months - Children	204	698	29.2%	60.9%	58.6%	57.5%
% of FP17s for the same patient ID Re-attending between 3 & 9 months - Adults	402	1,187	33.9%	53.4%	51.5%	50.4%
% of FP17s for Band 1 Urgent Courses	132	1,688	7.8%	7.3%	8.0%	9.1%
% of FP17s Relating to Free Repair or Replacements	21	1,688	1.2%	0.8%	0.8%	0.8%
% of FP17s Relating to Continuations	66	1,688	3.9%	1.3%	1.2%	1.3%
% of Patients satisfied with the dentistry they have received	1	1	N/A	92.4%	92.8%	92.7%
% of Patients satisfied with the time they had to wait for an appointment	1	1	N/A	88.8%	89.2%	88.8%

* This is based on patients treated on this contract for their most recent course of treatment. Figures in italics indicate the base number of FP17s or Patient Questionnaire responses are less than 100. N/A is shown where the base number of responses is less than 10 during the period. % is calculated as Quantity/Base number*100

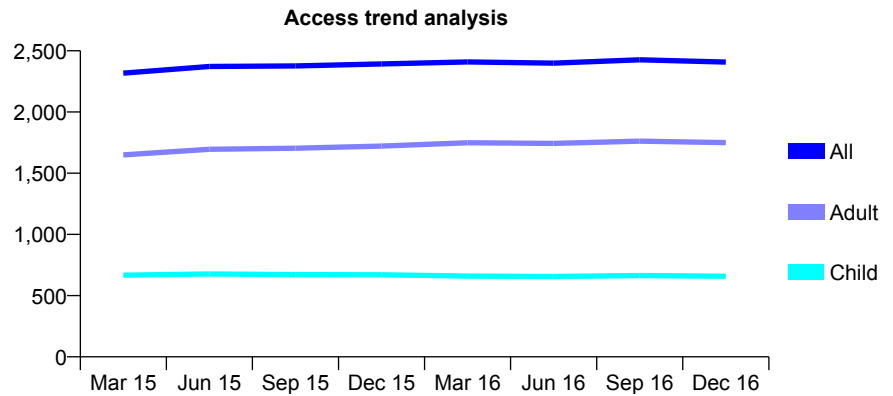
Q59 - Vital Signs At a Glance Contract Report for 123218/0001 - December 2016

Name or company name	Dayadent Limited
Contract type name	GDS Contract
Purpose of contract	General and Orthodontic
Contract start date	01/04/2008
Contract end date	

16/17 Contracted general activity (UDA)	5,452
Carry forward general activity (UDA)	-56
16/17 Contracted orthodontic activity (UOA)	1,657
Carry forward orthodontic activity (UOA)	14
Baseline contract value	£282,351.44

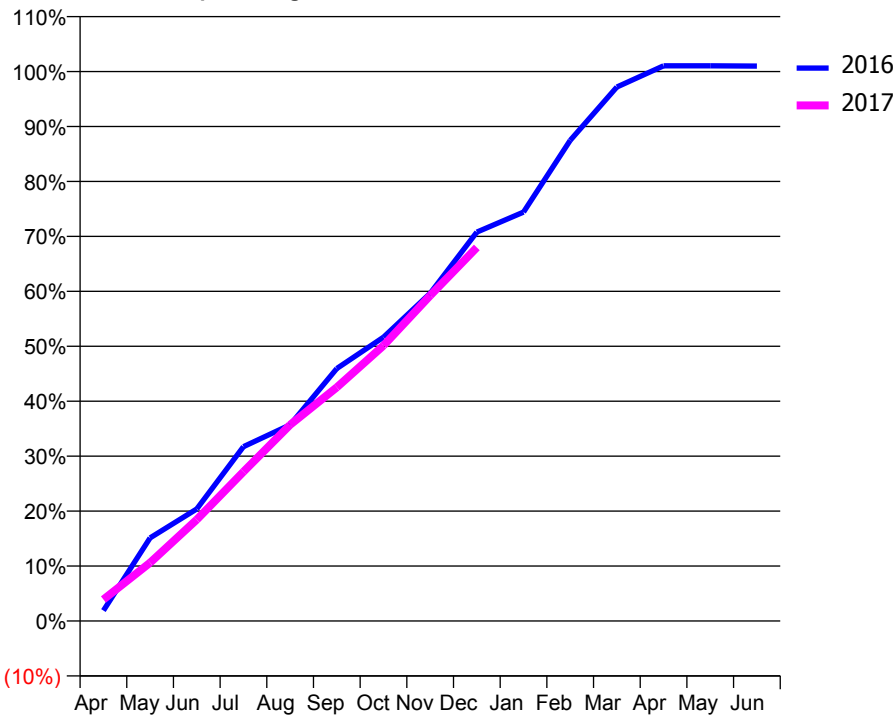
ACCESS*

Patients seen in 24 months	Total	Change since previous quarter
Quarter ending December 2015	2,393	
Quarter ending March 2016	2,409	→
Quarter ending June 2016	2,399	→
Quarter ending September 2016	2,426	→
Quarter ending December 2016	2,408	→
Variance since December 2015	0.6%	→



ACTIVITY

Cumulative percentage of contracted UDA delivered 2016 & 2017



Month	Adjusted Scheduled Activity (UDA)	
	2016	2017
April	109	214
May	862	579
June	1,164	1,007
July	1,810	1,481
August	2,036	1,947
September	2,620	2,318
October	2,945	2,733
November	3,401	3,229
December	4,035	3,707
January	4,244	
February	4,987	
March	5,541	
April	5,761	
May	5,761	
June	5,758	

QUALITY

	Quantity	Base Number	Contract	AT	Region	England
% of FP17s for the same patient ID Re-attending within 3 months - Children	59	813	7.3%	10.0%	12.1%	12.4%
% of FP17s for the same patient ID Re-attending within 3 months - Adults	116	1,466	7.9%	14.6%	15.9%	16.6%
% of FP17s for the same patient ID Re-attending between 3 & 9 months - Children	455	813	56.0%	60.9%	58.6%	57.5%
% of FP17s for the same patient ID Re-attending between 3 & 9 months - Adults	575	1,466	39.2%	53.4%	51.5%	50.4%
% of FP17s for Band 1 Urgent Courses	59	1,329	4.4%	7.3%	8.0%	9.1%
% of FP17s Relating to Free Repair or Replacements	3	1,329	0.2%	0.8%	0.8%	0.8%
% of FP17s Relating to Continuations	3	1,329	0.2%	1.3%	1.2%	1.3%
% of Patients satisfied with the dentistry they have received	6	6	N/A	92.4%	92.8%	92.7%
% of Patients satisfied with the time they had to wait for an appointment	6	6	N/A	88.8%	89.2%	88.8%

* This is based on patients treated on this contract for their most recent course of treatment. Figures in italics indicate the base number of FP17s or Patient Questionnaire responses are less than 100. N/A is shown where the base number of responses is less than 10 during the period. % is calculated as Quantity/Base number*100

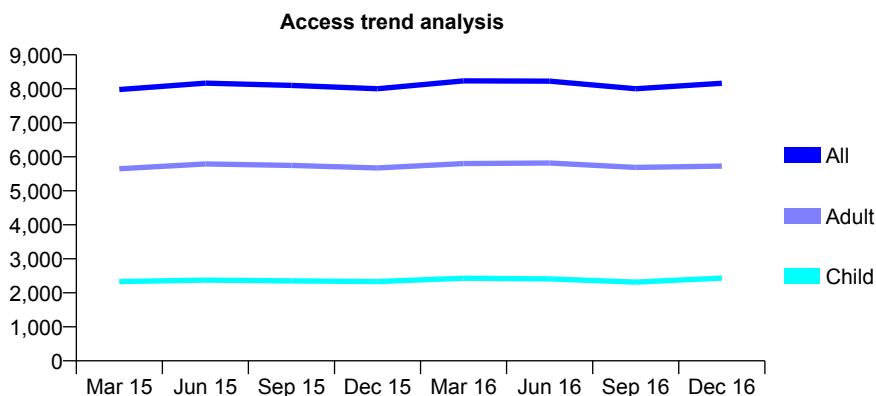
Q59 - Vital Signs At a Glance Contract Report for 124346/0001 - December 2016

Name or company name	Saffron Lane Dental Ltd
Contract type name	GDS Contract
Purpose of contract	General
Contract start date	01/06/2013
Contract end date	

16/17 Contracted general activity (UDA)	26,153
Carry forward general activity (UDA)	0
16/17 Contracted orthodontic activity (UOA)	0
Carry forward orthodontic activity (UOA)	0
Baseline contract value	£558,651.67

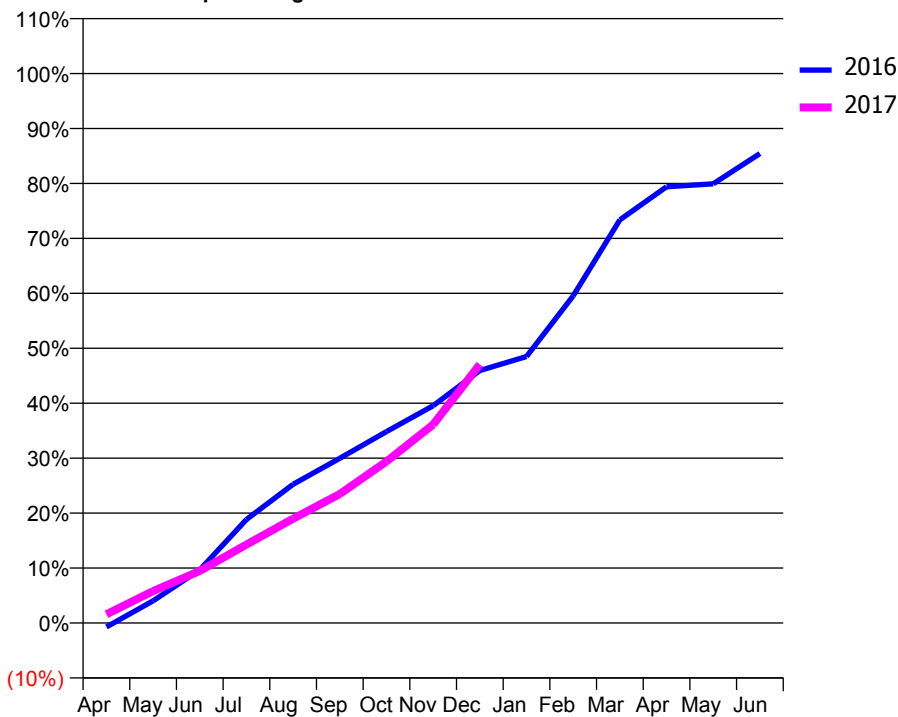
ACCESS*

Patients seen in 24 months	Total	Change since previous quarter
Quarter ending December 2015	8,001	
Quarter ending March 2016	8,233	↑
Quarter ending June 2016	8,225	→
Quarter ending September 2016	8,003	↓
Quarter ending December 2016	8,162	→
Variance since December 2015	2.0%	↑



ACTIVITY

Cumulative percentage of contracted UDA delivered 2016 & 2017



Month	Adjusted Scheduled Activity (UDA)	
	2016	2017
April	-207	416
May	1,135	1,520
June	2,720	2,479
July	5,307	3,733
August	7,110	4,968
September	8,443	6,139
October	9,809	7,686
November	11,129	9,444
December	12,934	12,312
January	13,654	
February	16,760	
March	20,655	
April	22,351	
May	22,499	
June	24,054	

QUALITY

	Quantity	Base Number	Contract	AT	Region	England
% of FP17s for the same patient ID Re-attending within 3 months - Children	164	2,427	6.8%	10.0%	12.1%	12.4%
% of FP17s for the same patient ID Re-attending within 3 months - Adults	725	5,098	14.2%	14.6%	15.9%	16.6%
% of FP17s for the same patient ID Re-attending between 3 & 9 months - Children	1,323	2,427	54.5%	60.9%	58.6%	57.5%
% of FP17s for the same patient ID Re-attending between 3 & 9 months - Adults	2,669	5,098	52.4%	53.4%	51.5%	50.4%
% of FP17s for Band 1 Urgent Courses	523	5,829	9.0%	7.3%	8.0%	9.1%
% of FP17s Relating to Free Repair or Replacements	97	5,829	1.7%	0.8%	0.8%	0.8%
% of FP17s Relating to Continuations	55	5,829	0.9%	1.3%	1.2%	1.3%
% of Patients satisfied with the dentistry they have received	9	9	N/A	92.4%	92.8%	92.7%
% of Patients satisfied with the time they had to wait for an appointment	6	9	N/A	88.8%	89.2%	88.8%

* This is based on patients treated on this contract for their most recent course of treatment. Figures in italics indicate the base number of FP17s or Patient Questionnaire responses are less than 100. N/A is shown where the base number of responses is less than 10 during the period. % is calculated as Quantity/Base number*100

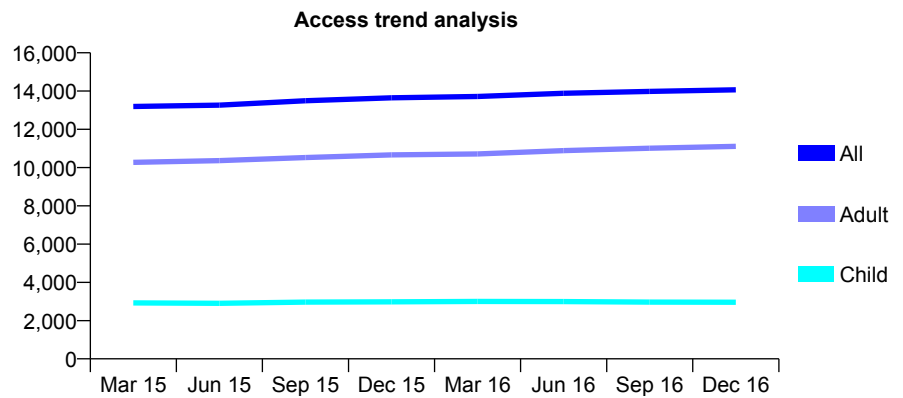
Q59 - Vital Signs At a Glance Contract Report for 126071/0001 - December 2016

Name or company name	Wilson, Edwards & Sanghi
Contract type name	GDS Contract
Purpose of contract	General and Orthodontic
Contract start date	01/04/2006
Contract end date	

16/17 Contracted general activity (UDA)	37,524
Carry forward general activity (UDA)	0
16/17 Contracted orthodontic activity (UOA)	1,338
Carry forward orthodontic activity (UOA)	3
Baseline contract value	£966,405.64

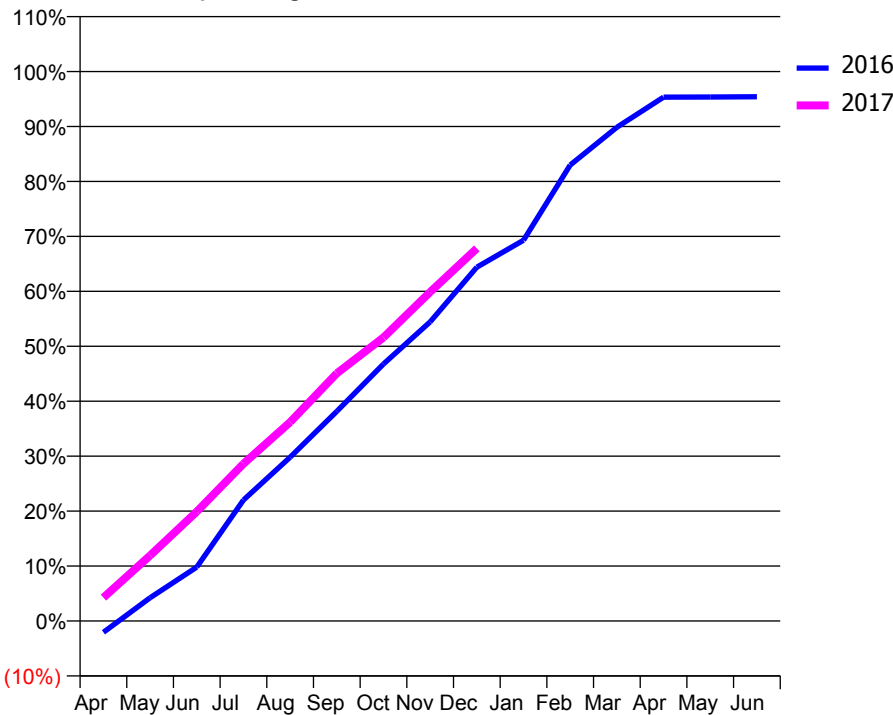
ACCESS*

Patients seen in 24 months	Total	Change since previous quarter
Quarter ending December 2015	13,647	
Quarter ending March 2016	13,717	→
Quarter ending June 2016	13,881	→
Quarter ending September 2016	13,980	→
Quarter ending December 2016	14,065	→
Variance since December 2015	3.1%	↑



ACTIVITY

Cumulative percentage of contracted UDA delivered 2016 & 2017



Month	Adjusted Scheduled Activity (UDA)	
	2016	2017
April	-783	1,601
May	1,588	4,474
June	3,679	7,475
July	8,265	10,743
August	11,187	13,579
September	14,316	16,916
October	17,552	19,367
November	20,425	22,465
December	24,159	25,449
January	25,999	
February	31,136	
March	33,713	
April	35,773	
May	35,786	
June	35,799	

QUALITY

	Quantity	Base Number	Contract	AT	Region	England
% of FP17s for the same patient ID Re-attending within 3 months - Children	321	3,329	9.6%	10.0%	12.1%	12.4%
% of FP17s for the same patient ID Re-attending within 3 months - Adults	1,395	11,512	12.1%	14.6%	15.9%	16.6%
% of FP17s for the same patient ID Re-attending between 3 & 9 months - Children	1,963	3,329	59.0%	60.9%	58.6%	57.5%
% of FP17s for the same patient ID Re-attending between 3 & 9 months - Adults	6,142	11,512	53.4%	53.4%	51.5%	50.4%
% of FP17s for Band 1 Urgent Courses	801	13,489	5.9%	7.3%	8.0%	9.1%
% of FP17s Relating to Free Repair or Replacements	121	13,489	0.9%	0.8%	0.8%	0.8%
% of FP17s Relating to Continuations	102	13,489	0.8%	1.3%	1.2%	1.3%
% of Patients satisfied with the dentistry they have received	26	28	92.9%	92.4%	92.8%	92.7%
% of Patients satisfied with the time they had to wait for an appointment	27	28	96.4%	88.8%	89.2%	88.8%

* This is based on patients treated on this contract for their most recent course of treatment. Figures in italics indicate the base number of FP17s or Patient Questionnaire responses are less than 100. N/A is shown where the base number of responses is less than 10 during the period. % is calculated as Quantity/Base number*100

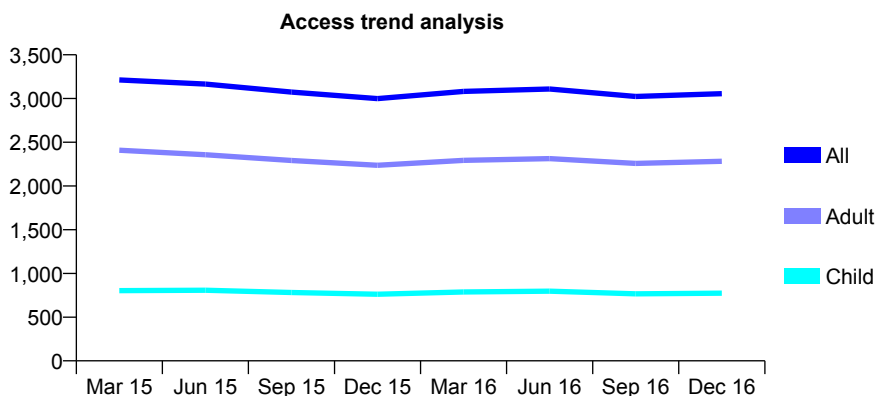
Q59 - Vital Signs At a Glance Contract Report for 126810/0001 - December 2016

Name or company name	Mr B Moroney & Mr S Williams
Contract type name	GDS Contract
Purpose of contract	General
Contract start date	01/07/2010
Contract end date	

16/17 Contracted general activity (UDA)	8,976
Carry forward general activity (UDA)	0
16/17 Contracted orthodontic activity (UOA)	0
Carry forward orthodontic activity (UOA)	0
Baseline contract value	£279,244.89

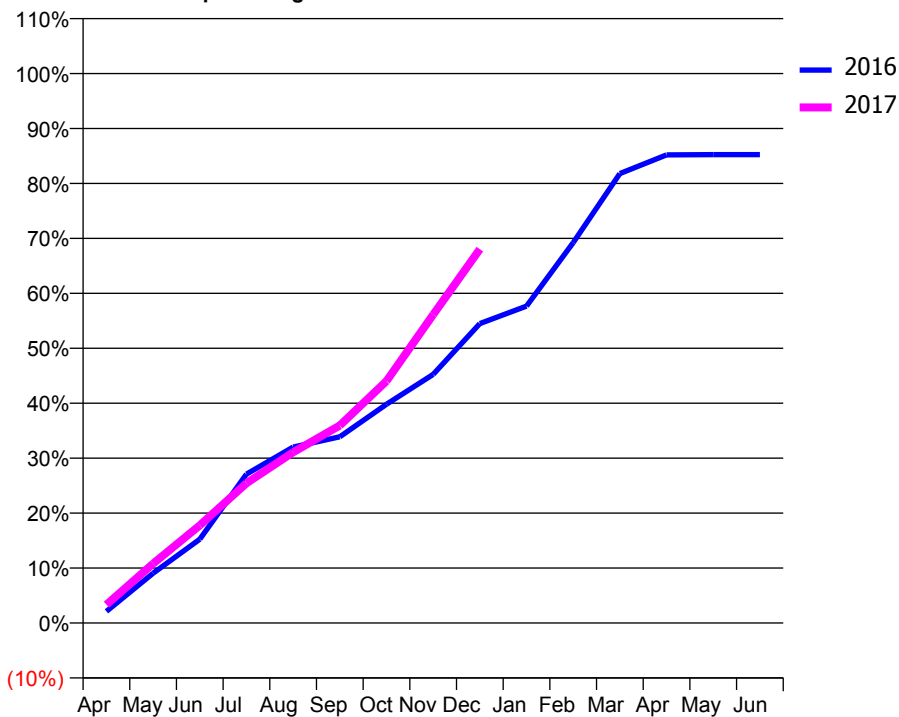
ACCESS*

Patients seen in 24 months	Total	Change since previous quarter
Quarter ending December 2015	2,999	
Quarter ending March 2016	3,081	↑
Quarter ending June 2016	3,109	→
Quarter ending September 2016	3,024	↓
Quarter ending December 2016	3,056	→
Variance since December 2015	1.9%	→



ACTIVITY

Cumulative percentage of contracted UDA delivered 2016 & 2017



Month	Adjusted Scheduled Activity (UDA)	
	2016	2017
April	192	299
May	814	971
June	1,369	1,597
July	2,432	2,283
August	2,873	2,790
September	3,041	3,227
October	3,573	3,953
November	4,062	5,037
December	4,891	6,106
January	5,176	
February	6,214	
March	7,342	
April	7,647	
May	7,650	
June	7,650	

QUALITY

	Quantity	Base Number	Contract	AT	Region	England
% of FP17s for the same patient ID Re-attending within 3 months - Children	65	745	8.7%	10.0%	12.1%	12.4%
% of FP17s for the same patient ID Re-attending within 3 months - Adults	247	1,946	12.7%	14.6%	15.9%	16.6%
% of FP17s for the same patient ID Re-attending between 3 & 9 months - Children	368	745	49.4%	60.9%	58.6%	57.5%
% of FP17s for the same patient ID Re-attending between 3 & 9 months - Adults	824	1,946	42.3%	53.4%	51.5%	50.4%
% of FP17s for Band 1 Urgent Courses	59	2,536	2.3%	7.3%	8.0%	9.1%
% of FP17s Relating to Free Repair or Replacements	10	2,536	0.4%	0.8%	0.8%	0.8%
% of FP17s Relating to Continuations	60	2,536	2.4%	1.3%	1.2%	1.3%
% of Patients satisfied with the dentistry they have received	2	2	N/A	92.4%	92.8%	92.7%
% of Patients satisfied with the time they had to wait for an appointment	2	2	N/A	88.8%	89.2%	88.8%

* This is based on patients treated on this contract for their most recent course of treatment. Figures in italics indicate the base number of FP17s or Patient Questionnaire responses are less than 100. N/A is shown where the base number of responses is less than 10 during the period. % is calculated as Quantity/Base number*100

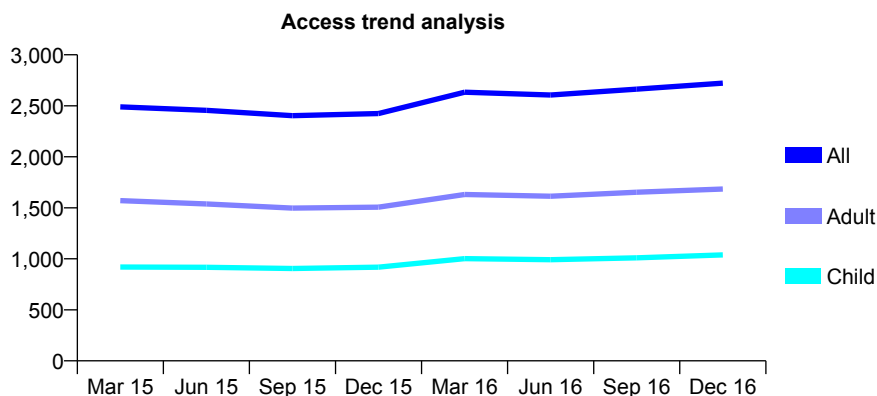
Q59 - Vital Signs At a Glance Contract Report for 127078/0001 - December 2016

Name or company name	The Whitehouse Surgery Ltd
Contract type name	GDS Contract
Purpose of contract	General
Contract start date	02/02/2009
Contract end date	

16/17 Contracted general activity (UDA)	9,084
Carry forward general activity (UDA)	17
16/17 Contracted orthodontic activity (UOA)	0
Carry forward orthodontic activity (UOA)	0
Baseline contract value	£200,061.88

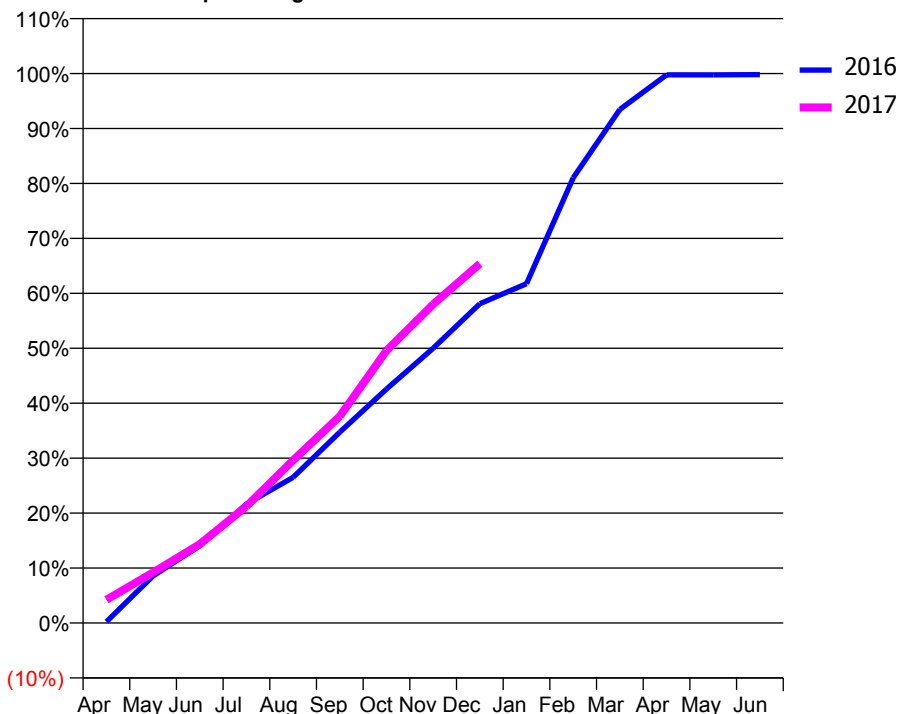
ACCESS*

Patients seen in 24 months	Total	Change since previous quarter
Quarter ending December 2015	2,424	
Quarter ending March 2016	2,633	↑
Quarter ending June 2016	2,606	↓
Quarter ending September 2016	2,663	↑
Quarter ending December 2016	2,722	↑
Variance since December 2015	12.3%	↑



ACTIVITY

Cumulative percentage of contracted UDA delivered 2016 & 2017



Month	Adjusted Scheduled Activity (UDA)	
	2016	2017
April	21	385
May	762	838
June	1,249	1,305
July	1,925	1,930
August	2,354	2,690
September	3,086	3,418
October	3,783	4,503
November	4,443	5,270
December	5,162	5,940
January	5,485	
February	7,197	
March	8,303	
April	8,863	
May	8,863	
June	8,867	

QUALITY

	Quantity	Base Number	Contract	AT	Region	England
% of FP17s for the same patient ID Re-attending within 3 months - Children	67	1,025	6.5%	10.0%	12.1%	12.4%
% of FP17s for the same patient ID Re-attending within 3 months - Adults	205	1,649	12.4%	14.6%	15.9%	16.6%
% of FP17s for the same patient ID Re-attending between 3 & 9 months - Children	555	1,025	54.1%	60.9%	58.6%	57.5%
% of FP17s for the same patient ID Re-attending between 3 & 9 months - Adults	851	1,649	51.6%	53.4%	51.5%	50.4%
% of FP17s for Band 1 Urgent Courses	181	2,486	7.3%	7.3%	8.0%	9.1%
% of FP17s Relating to Free Repair or Replacements	12	2,486	0.5%	0.8%	0.8%	0.8%
% of FP17s Relating to Continuations	8	2,486	0.3%	1.3%	1.2%	1.3%
% of Patients satisfied with the dentistry they have received	0	1	N/A	92.4%	92.8%	92.7%
% of Patients satisfied with the time they had to wait for an appointment	1	1	N/A	88.8%	89.2%	88.8%

* This is based on patients treated on this contract for their most recent course of treatment. Figures in italics indicate the base number of FP17s or Patient Questionnaire responses are less than 100. N/A is shown where the base number of responses is less than 10 during the period. % is calculated as Quantity/Base number*100

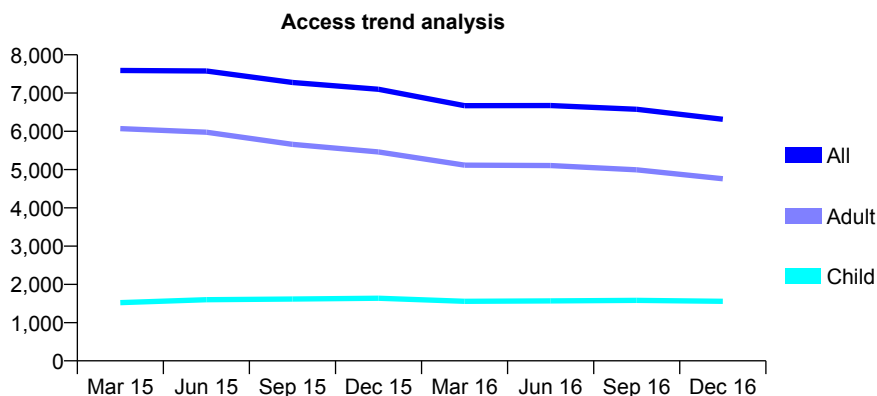
Q59 - Vital Signs At a Glance Contract Report for 127337/0001 - December 2016

Name or company name	1A Dental Practice Ltd
Contract type name	PDS Plus Contract
Purpose of contract	General
Contract start date	13/09/2010
Contract end date	28/02/2017

16/17 Contracted general activity (UDA)	19,250
Carry forward general activity (UDA)	0
16/17 Contracted orthodontic activity (UOA)	0
Carry forward orthodontic activity (UOA)	0
Baseline contract value	£239,274.31

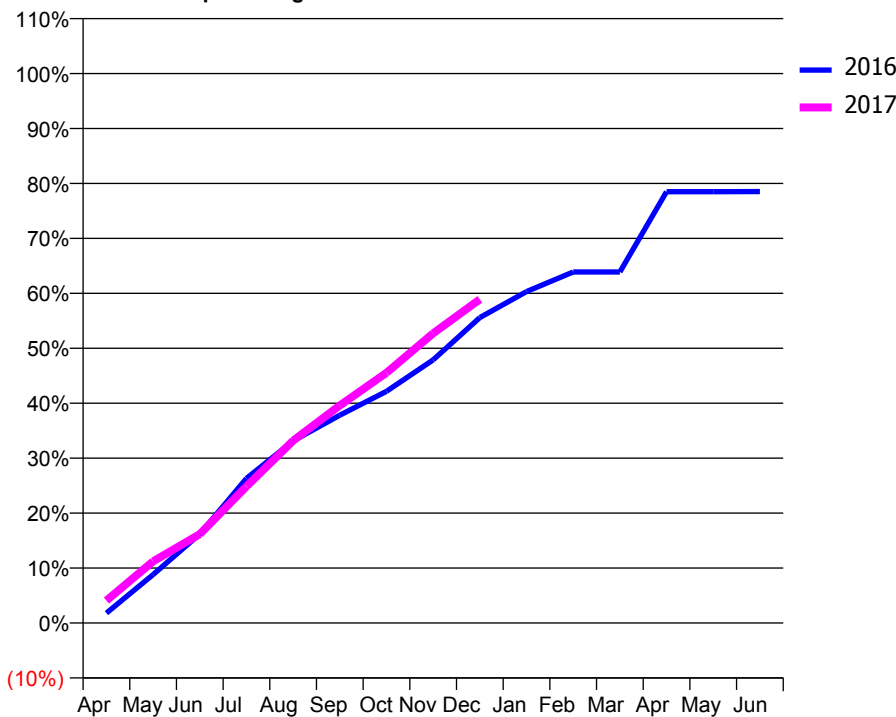
ACCESS*

Patients seen in 24 months	Total	Change since previous quarter
Quarter ending December 2015	7,098	
Quarter ending March 2016	6,671	↓
Quarter ending June 2016	6,672	→
Quarter ending September 2016	6,576	↓
Quarter ending December 2016	6,316	↓
Variance since December 2015	(11.0%)	↓



ACTIVITY

Cumulative percentage of contracted UDA delivered 2016 & 2017



Month	Adjusted Scheduled Activity (UDA)	
	2016	2017
April	378	788
May	1,851	2,159
June	3,404	3,114
July	5,529	4,785
August	6,958	6,387
September	7,940	7,619
October	8,855	8,768
November	10,059	10,147
December	11,674	11,341
January	12,665	
February	13,417	
March	13,417	
April	16,485	
May	16,485	
June	16,489	

QUALITY

	Quantity	Base Number	Contract	AT	Region	England
% of FP17s for the same patient ID Re-attending within 3 months - Children	126	1,571	8.0%	10.0%	12.1%	12.4%
% of FP17s for the same patient ID Re-attending within 3 months - Adults	839	4,394	19.1%	14.6%	15.9%	16.6%
% of FP17s for the same patient ID Re-attending between 3 & 9 months - Children	708	1,571	45.1%	60.9%	58.6%	57.5%
% of FP17s for the same patient ID Re-attending between 3 & 9 months - Adults	1,202	4,394	27.4%	53.4%	51.5%	50.4%
% of FP17s for Band 1 Urgent Courses	829	4,728	17.5%	7.3%	8.0%	9.1%
% of FP17s Relating to Free Repair or Replacements	60	4,728	1.3%	0.8%	0.8%	0.8%
% of FP17s Relating to Continuations	163	4,728	3.4%	1.3%	1.2%	1.3%
% of Patients satisfied with the dentistry they have received	24	28	85.7%	92.4%	92.8%	92.7%
% of Patients satisfied with the time they had to wait for an appointment	21	28	75.0%	88.8%	89.2%	88.8%

* This is based on patients treated on this contract for their most recent course of treatment. Figures in italics indicate the base number of FP17s or Patient Questionnaire responses are less than 100. N/A is shown where the base number of responses is less than 10 during the period. % is calculated as Quantity/Base number*100

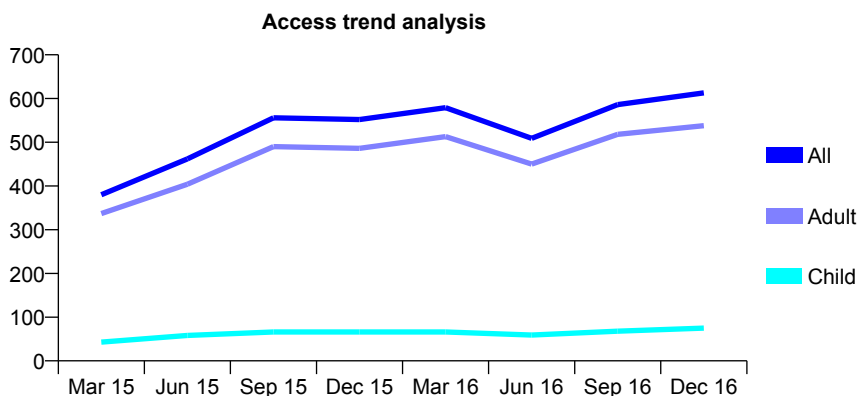
Q59 - Vital Signs At a Glance Contract Report for 127957/0007 - December 2016

Name or company name	Derbyshire Community Health Services
Contract type name	PDS Contract
Purpose of contract	General
Contract start date	01/07/2011
Contract end date	28/02/2017

16/17 Contracted general activity (UDA)	9,283
Carry forward general activity (UDA)	0
16/17 Contracted orthodontic activity (UOA)	0
Carry forward orthodontic activity (UOA)	0
Baseline contract value	£3,147,288.44

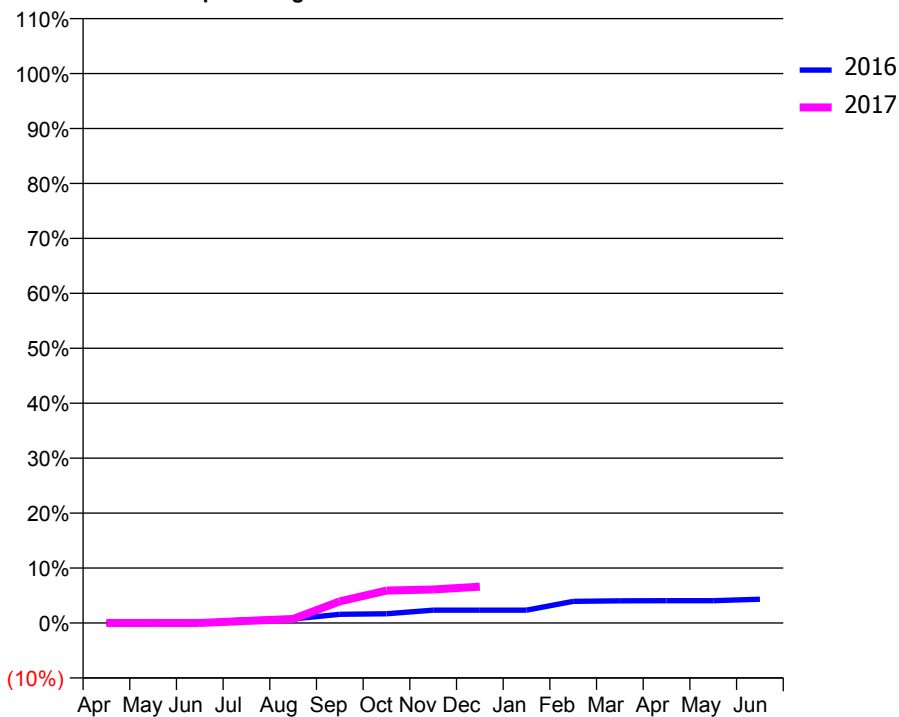
ACCESS*

Patients seen in 24 months	Total	Change since previous quarter
Quarter ending December 2015	552	
Quarter ending March 2016	579	↑
Quarter ending June 2016	509	↓
Quarter ending September 2016	586	↑
Quarter ending December 2016	613	↑
Variance since December 2015	11.1%	↑



ACTIVITY

Cumulative percentage of contracted UDA delivered 2016 & 2017



Month	Adjusted Scheduled Activity (UDA)	
	2016	2017
April	0	0
May	0	0
June	9	0
July	92	36
August	114	70
September	243	366
October	256	550
November	357	568
December	357	613
January	357	
February	601	
March	613	
April	616	
May	617	
June	659	

QUALITY

	Quantity	Base Number	Contract	AT	Region	England
% of FP17s for the same patient ID Re-attending within 3 months - Children	0	96	0.0%	10.0%	12.1%	12.4%
% of FP17s for the same patient ID Re-attending within 3 months - Adults	5	597	0.8%	14.6%	15.9%	16.6%
% of FP17s for the same patient ID Re-attending between 3 & 9 months - Children	0	96	0.0%	60.9%	58.6%	57.5%
% of FP17s for the same patient ID Re-attending between 3 & 9 months - Adults	2	597	0.3%	53.4%	51.5%	50.4%
% of FP17s for Band 1 Urgent Courses	528	528	100.0%	7.3%	8.0%	9.1%
% of FP17s Relating to Free Repair or Replacements	0	528	0.0%	0.8%	0.8%	0.8%
% of FP17s Relating to Continuations	0	528	0.0%	1.3%	1.2%	1.3%
% of Patients satisfied with the dentistry they have received	1	2	N/A	92.4%	92.8%	92.7%
% of Patients satisfied with the time they had to wait for an appointment	1	2	N/A	88.8%	89.2%	88.8%

* This is based on patients treated on this contract for their most recent course of treatment. Figures in italics indicate the base number of FP17s or Patient Questionnaire responses are less than 100. N/A is shown where the base number of responses is less than 10 during the period. % is calculated as Quantity/Base number*100

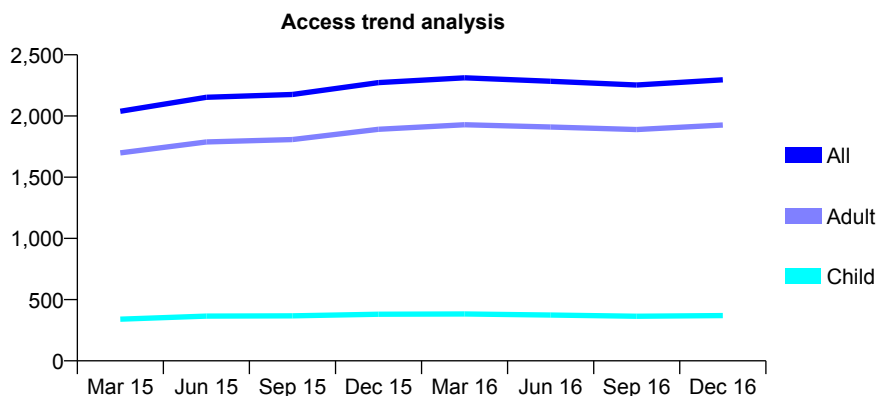
Q59 - Vital Signs At a Glance Contract Report for 129194/0001 - December 2016

Name or company name	Mr N Anand & Mr M Sheikh
Contract type name	GDS Contract
Purpose of contract	General
Contract start date	01/08/2013
Contract end date	

16/17 Contracted general activity (UDA)	4,759
Carry forward general activity (UDA)	-106
16/17 Contracted orthodontic activity (UOA)	0
Carry forward orthodontic activity (UOA)	0
Baseline contract value	£129,957.31

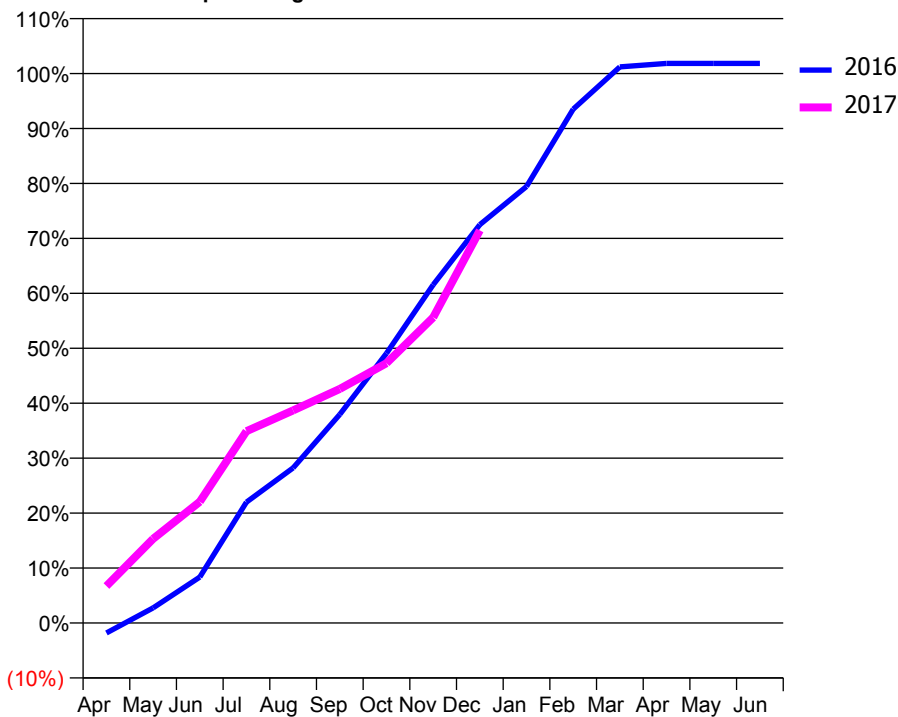
ACCESS*

Patients seen in 24 months	Total	Change since previous quarter
Quarter ending December 2015	2,273	
Quarter ending March 2016	2,312	→
Quarter ending June 2016	2,284	↓
Quarter ending September 2016	2,253	↓
Quarter ending December 2016	2,296	→
Variance since December 2015	1.0%	→



ACTIVITY

Cumulative percentage of contracted UDA delivered 2016 & 2017



Month	Adjusted Scheduled Activity (UDA)	
	2016	2017
April	-105	321
May	159	729
June	482	1,050
July	1,267	1,661
August	1,626	1,841
September	2,186	2,028
October	2,826	2,250
November	3,545	2,646
December	4,175	3,400
January	4,575	
February	5,385	
March	5,828	
April	5,865	
May	5,865	
June	5,865	

QUALITY

	Quantity	Base Number	Contract	AT	Region	England
% of FP17s for the same patient ID Re-attending within 3 months - Children	20	250	8.0%	10.0%	12.1%	12.4%
% of FP17s for the same patient ID Re-attending within 3 months - Adults	213	1,478	14.4%	14.6%	15.9%	16.6%
% of FP17s for the same patient ID Re-attending between 3 & 9 months - Children	100	250	40.0%	60.9%	58.6%	57.5%
% of FP17s for the same patient ID Re-attending between 3 & 9 months - Adults	570	1,478	38.6%	53.4%	51.5%	50.4%
% of FP17s for Band 1 Urgent Courses	61	1,703	3.6%	7.3%	8.0%	9.1%
% of FP17s Relating to Free Repair or Replacements	19	1,703	1.1%	0.8%	0.8%	0.8%
% of FP17s Relating to Continuations	87	1,703	5.1%	1.3%	1.2%	1.3%
% of Patients satisfied with the dentistry they have received	2	2	N/A	92.4%	92.8%	92.7%
% of Patients satisfied with the time they had to wait for an appointment	2	2	N/A	88.8%	89.2%	88.8%

* This is based on patients treated on this contract for their most recent course of treatment. Figures in italics indicate the base number of FP17s or Patient Questionnaire responses are less than 100. N/A is shown where the base number of responses is less than 10 during the period. % is calculated as Quantity/Base number*100

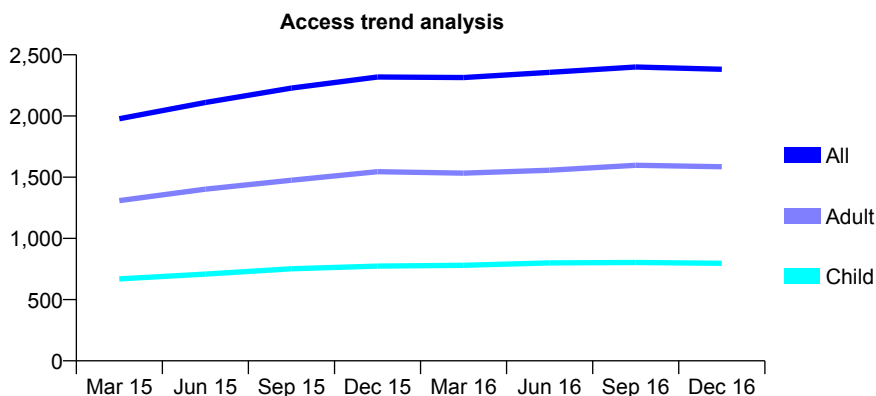
Q59 - Vital Signs At a Glance Contract Report for 129976/0001 - December 2016

Name or company name	Gorse Covert Dental Practice Ltd
Contract type name	GDS Contract
Purpose of contract	General
Contract start date	01/04/2010
Contract end date	

16/17 Contracted general activity (UDA)	3,225
Carry forward general activity (UDA)	-46
16/17 Contracted orthodontic activity (UOA)	0
Carry forward orthodontic activity (UOA)	0
Baseline contract value	£82,790.74

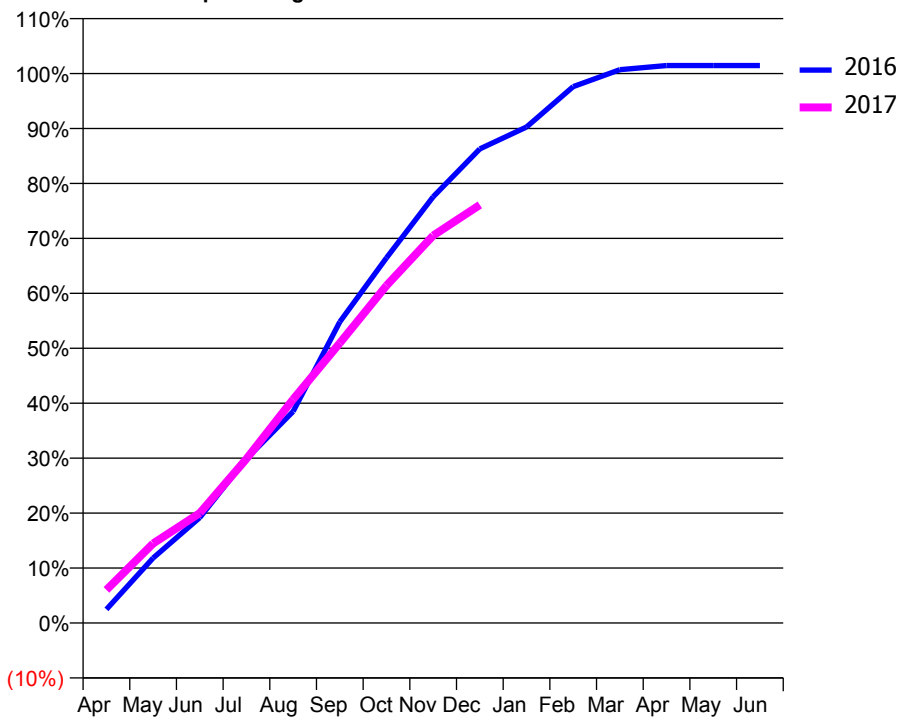
ACCESS*

Patients seen in 24 months	Total	Change since previous quarter
Quarter ending December 2015	2,319	
Quarter ending March 2016	2,314	→
Quarter ending June 2016	2,357	→
Quarter ending September 2016	2,400	→
Quarter ending December 2016	2,382	→
Variance since December 2015	2.7%	↑



ACTIVITY

Cumulative percentage of contracted UDA delivered 2016 & 2017



Month	Adjusted Scheduled Activity (UDA)	
	2016	2017
April	80	194
May	382	467
June	619	645
July	964	964
August	1,242	1,313
September	1,767	1,643
October	2,143	1,980
November	2,502	2,274
December	2,783	2,454
January	2,911	
February	3,148	
March	3,247	
April	3,271	
May	3,271	
June	3,271	

QUALITY

	Quantity	Base Number	Contract	AT	Region	England
% of FP17s for the same patient ID Re-attending within 3 months - Children	69	871	7.9%	10.0%	12.1%	12.4%
% of FP17s for the same patient ID Re-attending within 3 months - Adults	193	1,443	13.4%	14.6%	15.9%	16.6%
% of FP17s for the same patient ID Re-attending between 3 & 9 months - Children	536	871	61.5%	60.9%	58.6%	57.5%
% of FP17s for the same patient ID Re-attending between 3 & 9 months - Adults	599	1,443	41.5%	53.4%	51.5%	50.4%
% of FP17s for Band 1 Urgent Courses	84	1,426	5.9%	7.3%	8.0%	9.1%
% of FP17s Relating to Free Repair or Replacements	9	1,426	0.6%	0.8%	0.8%	0.8%
% of FP17s Relating to Continuations	3	1,426	0.2%	1.3%	1.2%	1.3%
% of Patients satisfied with the dentistry they have received	2	2	N/A	92.4%	92.8%	92.7%
% of Patients satisfied with the time they had to wait for an appointment	2	2	N/A	88.8%	89.2%	88.8%

* This is based on patients treated on this contract for their most recent course of treatment. Figures in italics indicate the base number of FP17s or Patient Questionnaire responses are less than 100. N/A is shown where the base number of responses is less than 10 during the period. % is calculated as Quantity/Base number*100

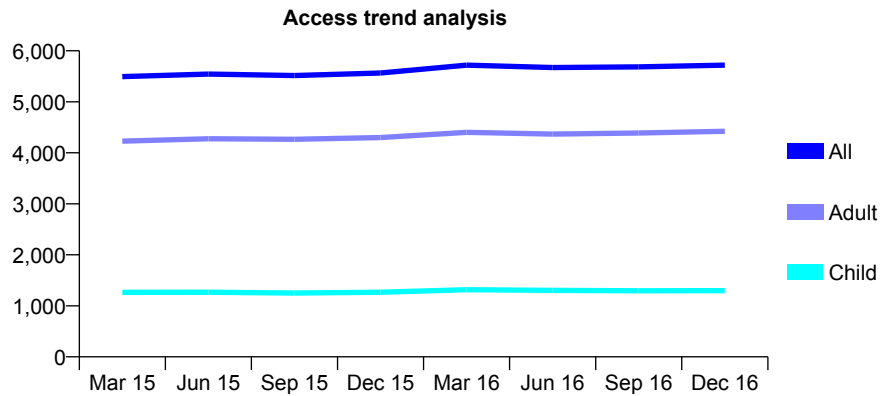
Q59 - Vital Signs At a Glance Contract Report for 130796/0002 - December 2016

Name or company name	JDRM Dental Care Ltd
Contract type name	PDS Plus Contract
Purpose of contract	General
Contract start date	01/04/2010
Contract end date	28/02/2017

16/17 Contracted general activity (UDA)	14,217
Carry forward general activity (UDA)	581
16/17 Contracted orthodontic activity (UOA)	0
Carry forward orthodontic activity (UOA)	0
Baseline contract value	£178,848.86

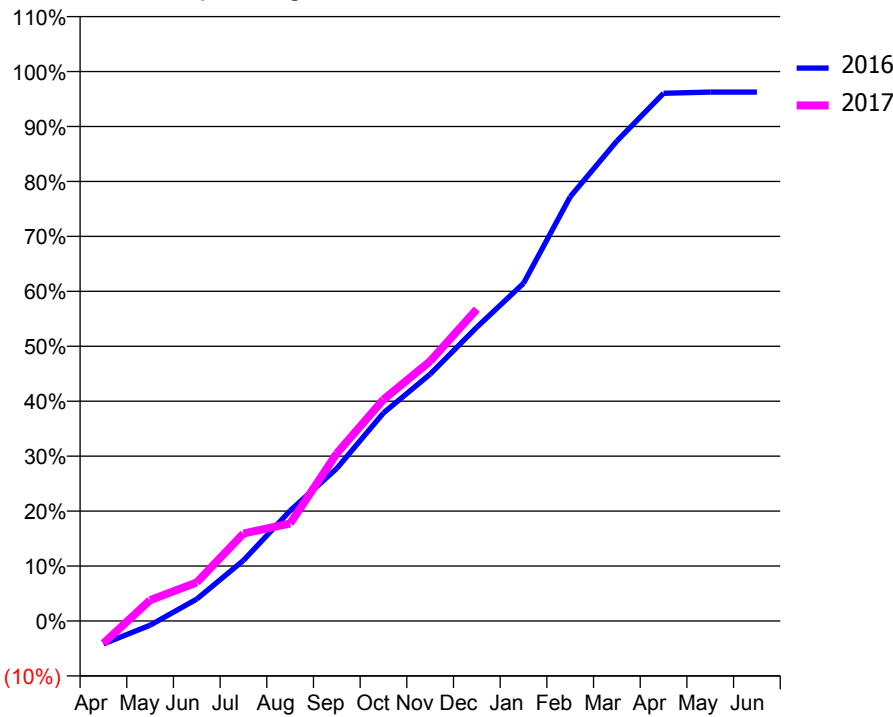
ACCESS*

Patients seen in 24 months	Total	Change since previous quarter
Quarter ending December 2015	5,566	
Quarter ending March 2016	5,719	↑
Quarter ending June 2016	5,671	→
Quarter ending September 2016	5,684	→
Quarter ending December 2016	5,718	→
Variance since December 2015	2.7%	↑



ACTIVITY

Cumulative percentage of contracted UDA delivered 2016 & 2017



Month	Adjusted Scheduled Activity (UDA)	
	2016	2017
April	-648	-581
May	-121	539
June	618	1,000
July	1,711	2,263
August	3,113	2,525
September	4,308	4,338
October	5,872	5,734
November	6,968	6,723
December	8,291	8,067
January	9,532	
February	11,976	
March	13,549	
April	14,894	
May	14,928	
June	14,928	

QUALITY

	Quantity	Base Number	Contract	AT	Region	England
% of FP17s for the same patient ID Re-attending within 3 months - Children	77	1,562	4.9%	10.0%	12.1%	12.4%
% of FP17s for the same patient ID Re-attending within 3 months - Adults	328	4,057	8.1%	14.6%	15.9%	16.6%
% of FP17s for the same patient ID Re-attending between 3 & 9 months - Children	1,098	1,562	70.3%	60.9%	58.6%	57.5%
% of FP17s for the same patient ID Re-attending between 3 & 9 months - Adults	2,192	4,057	54.0%	53.4%	51.5%	50.4%
% of FP17s for Band 1 Urgent Courses	179	4,536	3.9%	7.3%	8.0%	9.1%
% of FP17s Relating to Free Repair or Replacements	46	4,536	1.0%	0.8%	0.8%	0.8%
% of FP17s Relating to Continuations	22	4,536	0.5%	1.3%	1.2%	1.3%
% of Patients satisfied with the dentistry they have received	16	16	100.0%	92.4%	92.8%	92.7%
% of Patients satisfied with the time they had to wait for an appointment	16	16	100.0%	88.8%	89.2%	88.8%

* This is based on patients treated on this contract for their most recent course of treatment. Figures in italics indicate the base number of FP17s or Patient Questionnaire responses are less than 100. N/A is shown where the base number of responses is less than 10 during the period. % is calculated as Quantity/Base number*100

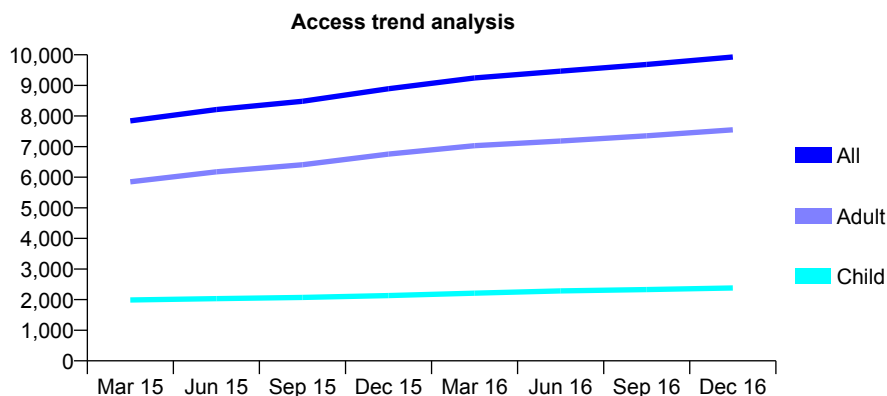
Q59 - Vital Signs At a Glance Contract Report for 131911/0001 - December 2016

Name or company name	Carholme Dental Limited
Contract type name	GDS Contract
Purpose of contract	General
Contract start date	01/02/2014
Contract end date	

16/17 Contracted general activity (UDA)	30,731
Carry forward general activity (UDA)	0
16/17 Contracted orthodontic activity (UOA)	0
Carry forward orthodontic activity (UOA)	0
Baseline contract value	£678,169.57

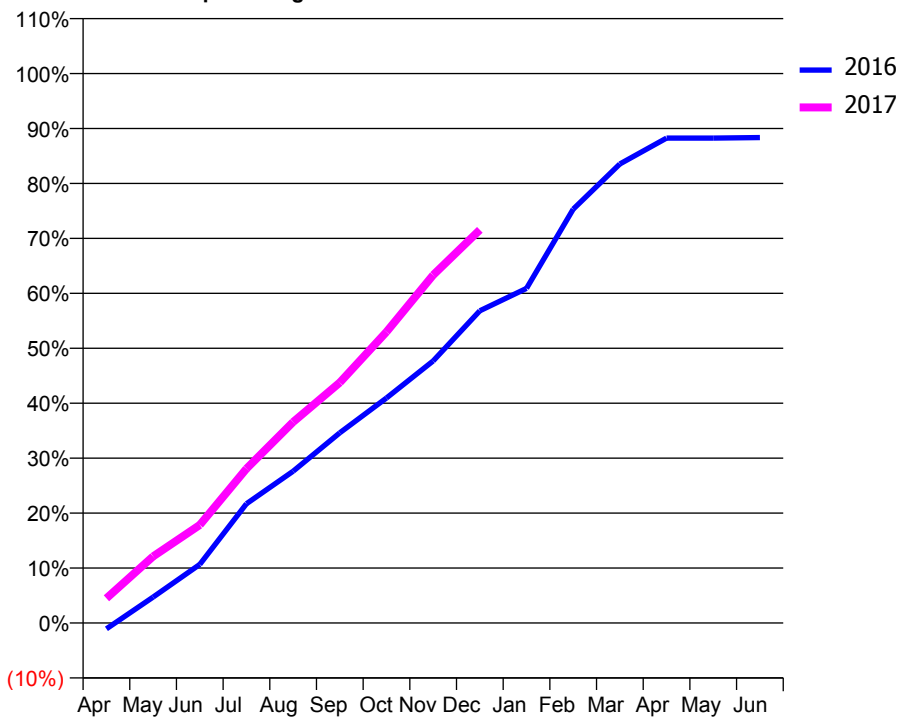
ACCESS*

Patients seen in 24 months	Total	Change since previous quarter
Quarter ending December 2015	8,891	
Quarter ending March 2016	9,244	↑
Quarter ending June 2016	9,467	↑
Quarter ending September 2016	9,682	↑
Quarter ending December 2016	9,928	↑
Variance since December 2015	11.7%	↑



ACTIVITY

Cumulative percentage of contracted UDA delivered 2016 & 2017



Month	Adjusted Scheduled Activity (UDA)	
	2016	2017
April	-344	1,382
May	1,495	3,728
June	3,381	5,481
July	6,884	8,631
August	8,770	11,244
September	10,986	13,447
October	12,990	16,284
November	15,131	19,463
December	18,030	21,988
January	19,327	
February	23,900	
March	26,509	
April	28,005	
May	28,002	
June	28,029	

QUALITY

	Quantity	Base Number	Contract	AT	Region	England
% of FP17s for the same patient ID Re-attending within 3 months - Children	620	2,973	20.9%	10.0%	12.1%	12.4%
% of FP17s for the same patient ID Re-attending within 3 months - Adults	1,140	7,616	15.0%	14.6%	15.9%	16.6%
% of FP17s for the same patient ID Re-attending between 3 & 9 months - Children	1,457	2,973	49.0%	60.9%	58.6%	57.5%
% of FP17s for the same patient ID Re-attending between 3 & 9 months - Adults	3,956	7,616	51.9%	53.4%	51.5%	50.4%
% of FP17s for Band 1 Urgent Courses	800	9,923	8.1%	7.3%	8.0%	9.1%
% of FP17s Relating to Free Repair or Replacements	99	9,923	1.0%	0.8%	0.8%	0.8%
% of FP17s Relating to Continuations	36	9,923	0.4%	1.3%	1.2%	1.3%
% of Patients satisfied with the dentistry they have received	44	46	95.7%	92.4%	92.8%	92.7%
% of Patients satisfied with the time they had to wait for an appointment	41	46	89.1%	88.8%	89.2%	88.8%

* This is based on patients treated on this contract for their most recent course of treatment. Figures in italics indicate the base number of FP17s or Patient Questionnaire responses are less than 100. N/A is shown where the base number of responses is less than 10 during the period. % is calculated as Quantity/Base number*100

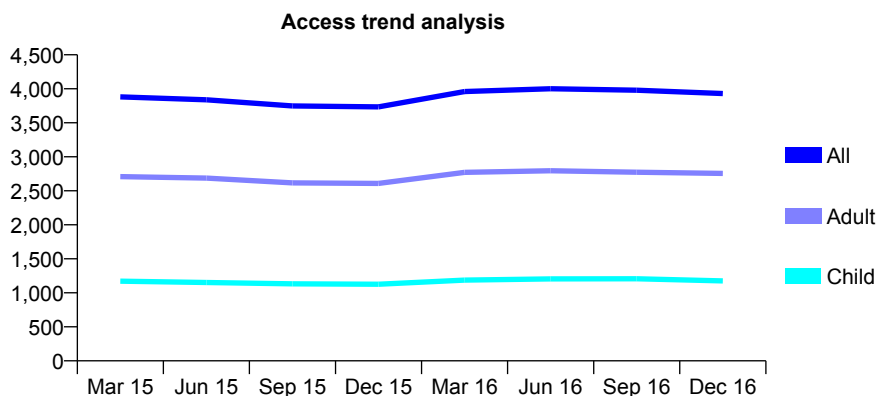
Q59 - Vital Signs At a Glance Contract Report for 134120/0001 - December 2016

Name or company name	Doncaster Road Dental Practice Ltd
Contract type name	GDS Contract
Purpose of contract	General
Contract start date	04/09/2009
Contract end date	

16/17 Contracted general activity (UDA)	14,958
Carry forward general activity (UDA)	103
16/17 Contracted orthodontic activity (UOA)	0
Carry forward orthodontic activity (UOA)	0
Baseline contract value	£336,710.25

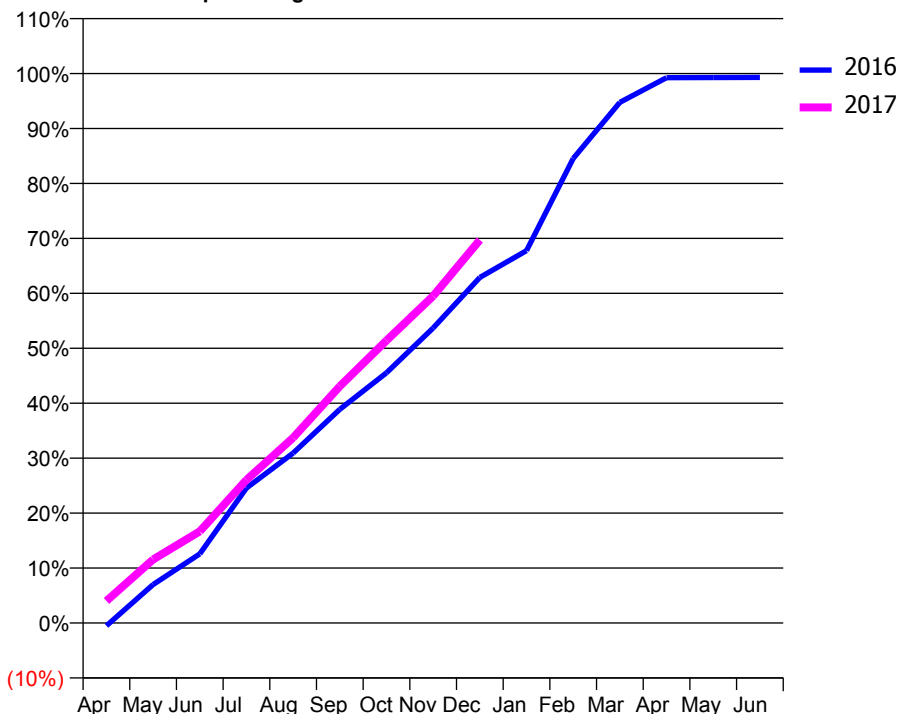
ACCESS*

Patients seen in 24 months	Total	Change since previous quarter
Quarter ending December 2015	3,735	
Quarter ending March 2016	3,959	↑
Quarter ending June 2016	4,000	→
Quarter ending September 2016	3,980	→
Quarter ending December 2016	3,931	↓
Variance since December 2015	5.2%	↑



ACTIVITY

Cumulative percentage of contracted UDA delivered 2016 & 2017



Month	Adjusted Scheduled Activity (UDA)	
	2016	2017
April	-75	599
May	1,012	1,730
June	1,819	2,495
July	3,553	3,898
August	4,473	5,042
September	5,624	6,447
October	6,585	7,691
November	7,762	8,901
December	9,093	10,425
January	9,797	
February	12,223	
March	13,698	
April	14,348	
May	14,353	
June	14,355	

QUALITY

	Quantity	Base Number	Contract	AT	Region	England
% of FP17s for the same patient ID Re-attending within 3 months - Children	180	1,471	12.2%	10.0%	12.1%	12.4%
% of FP17s for the same patient ID Re-attending within 3 months - Adults	729	3,215	22.7%	14.6%	15.9%	16.6%
% of FP17s for the same patient ID Re-attending between 3 & 9 months - Children	935	1,471	63.6%	60.9%	58.6%	57.5%
% of FP17s for the same patient ID Re-attending between 3 & 9 months - Adults	1,735	3,215	54.0%	53.4%	51.5%	50.4%
% of FP17s for Band 1 Urgent Courses	390	4,421	8.8%	7.3%	8.0%	9.1%
% of FP17s Relating to Free Repair or Replacements	21	4,421	0.5%	0.8%	0.8%	0.8%
% of FP17s Relating to Continuations	14	4,421	0.3%	1.3%	1.2%	1.3%
% of Patients satisfied with the dentistry they have received	6	6	N/A	92.4%	92.8%	92.7%
% of Patients satisfied with the time they had to wait for an appointment	5	6	N/A	88.8%	89.2%	88.8%

* This is based on patients treated on this contract for their most recent course of treatment. Figures in italics indicate the base number of FP17s or Patient Questionnaire responses are less than 100. N/A is shown where the base number of responses is less than 10 during the period. % is calculated as Quantity/Base number*100

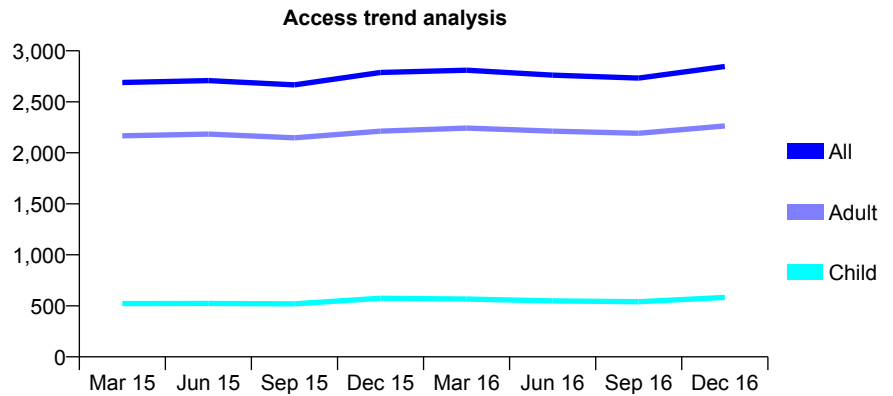
Q59 - Vital Signs At a Glance Contract Report for 136131/0001 - December 2016

Name or company name	Uppingham & Upperton Dental Practice Ltd
Contract type name	GDS Contract
Purpose of contract	General
Contract start date	07/09/2009
Contract end date	

16/17 Contracted general activity (UDA)	8,638
Carry forward general activity (UDA)	-147
16/17 Contracted orthodontic activity (UOA)	0
Carry forward orthodontic activity (UOA)	0
Baseline contract value	£216,289.30

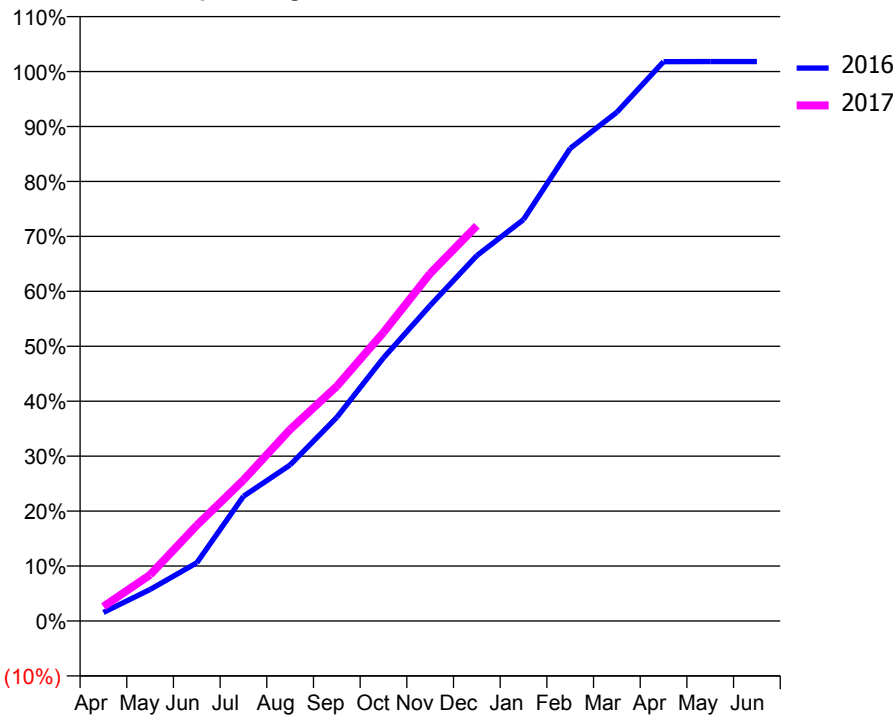
ACCESS*

Patients seen in 24 months	Total	Change since previous quarter
Quarter ending December 2015	2,787	
Quarter ending March 2016	2,810	→
Quarter ending June 2016	2,762	↓
Quarter ending September 2016	2,733	↓
Quarter ending December 2016	2,846	↑
Variance since December 2015	2.1%	↑



ACTIVITY

Cumulative percentage of contracted UDA delivered 2016 & 2017



Month	Adjusted Scheduled Activity (UDA)	
	2016	2017
April	128	227
May	468	725
June	862	1,505
July	1,848	2,216
August	2,312	3,012
September	3,016	3,691
October	3,897	4,537
November	4,674	5,464
December	5,412	6,213
January	5,945	
February	7,001	
March	7,535	
April	8,284	
May	8,285	
June	8,285	

QUALITY

	Quantity	Base Number	Contract	AT	Region	England
% of FP17s for the same patient ID Re-attending within 3 months - Children	68	838	8.1%	10.0%	12.1%	12.4%
% of FP17s for the same patient ID Re-attending within 3 months - Adults	602	3,126	19.3%	14.6%	15.9%	16.6%
% of FP17s for the same patient ID Re-attending between 3 & 9 months - Children	570	838	68.0%	60.9%	58.6%	57.5%
% of FP17s for the same patient ID Re-attending between 3 & 9 months - Adults	1,960	3,126	62.7%	53.4%	51.5%	50.4%
% of FP17s for Band 1 Urgent Courses	292	3,571	8.2%	7.3%	8.0%	9.1%
% of FP17s Relating to Free Repair or Replacements	48	3,571	1.3%	0.8%	0.8%	0.8%
% of FP17s Relating to Continuations	28	3,571	0.8%	1.3%	1.2%	1.3%
% of Patients satisfied with the dentistry they have received	6	6	N/A	92.4%	92.8%	92.7%
% of Patients satisfied with the time they had to wait for an appointment	5	6	N/A	88.8%	89.2%	88.8%

* This is based on patients treated on this contract for their most recent course of treatment. Figures in italics indicate the base number of FP17s or Patient Questionnaire responses are less than 100. N/A is shown where the base number of responses is less than 10 during the period. % is calculated as Quantity/Base number*100

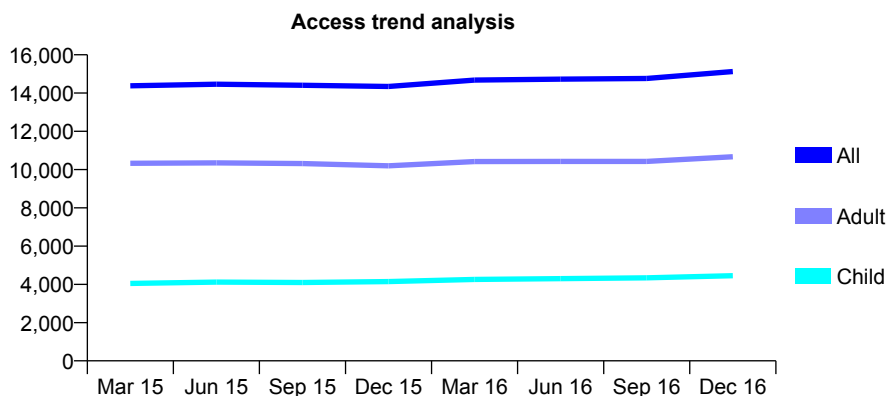
Q59 - Vital Signs At a Glance Contract Report for 137766/0001 - December 2016

Name or company name	Mr B Patel & Mr R Jansari
Contract type name	GDS Contract
Purpose of contract	General and Orthodontic
Contract start date	01/04/2010
Contract end date	

16/17 Contracted general activity (UDA)	41,661
Carry forward general activity (UDA)	1,265
16/17 Contracted orthodontic activity (UOA)	889
Carry forward orthodontic activity (UOA)	23
Baseline contract value	£1,282,968.66

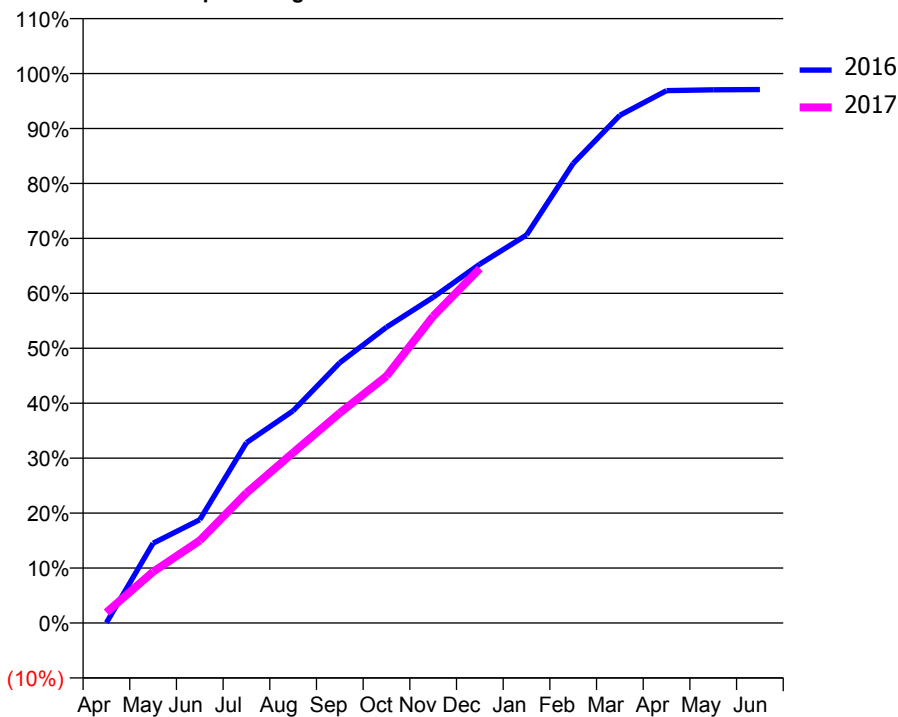
ACCESS*

Patients seen in 24 months	Total	Change since previous quarter
Quarter ending December 2015	14,343	
Quarter ending March 2016	14,680	↑
Quarter ending June 2016	14,725	→
Quarter ending September 2016	14,764	→
Quarter ending December 2016	15,124	↑
Variance since December 2015	5.4%	↑



ACTIVITY

Cumulative percentage of contracted UDA delivered 2016 & 2017



Month	Adjusted Scheduled Activity (UDA)	
	2016	2017
April	30	799
May	6,265	3,886
June	8,115	6,251
July	14,162	9,859
August	16,665	12,912
September	20,454	15,930
October	23,233	18,717
November	25,580	23,260
December	28,190	26,874
January	30,472	
February	36,094	
March	39,876	
April	41,820	
May	41,875	
June	41,896	

QUALITY

	Quantity	Base Number	Contract	AT	Region	England
% of FP17s for the same patient ID Re-attending within 3 months - Children	293	3,913	7.5%	10.0%	12.1%	12.4%
% of FP17s for the same patient ID Re-attending within 3 months - Adults	1,237	9,587	12.9%	14.6%	15.9%	16.6%
% of FP17s for the same patient ID Re-attending between 3 & 9 months - Children	1,847	3,913	47.2%	60.9%	58.6%	57.5%
% of FP17s for the same patient ID Re-attending between 3 & 9 months - Adults	4,489	9,587	46.8%	53.4%	51.5%	50.4%
% of FP17s for Band 1 Urgent Courses	736	12,538	5.9%	7.3%	8.0%	9.1%
% of FP17s Relating to Free Repair or Replacements	68	12,538	0.5%	0.8%	0.8%	0.8%
% of FP17s Relating to Continuations	179	12,538	1.4%	1.3%	1.2%	1.3%
% of Patients satisfied with the dentistry they have received	9	10	90.0%	92.4%	92.8%	92.7%
% of Patients satisfied with the time they had to wait for an appointment	5	10	50.0%	88.8%	89.2%	88.8%

* This is based on patients treated on this contract for their most recent course of treatment. Figures in italics indicate the base number of FP17s or Patient Questionnaire responses are less than 100. N/A is shown where the base number of responses is less than 10 during the period. % is calculated as Quantity/Base number*100

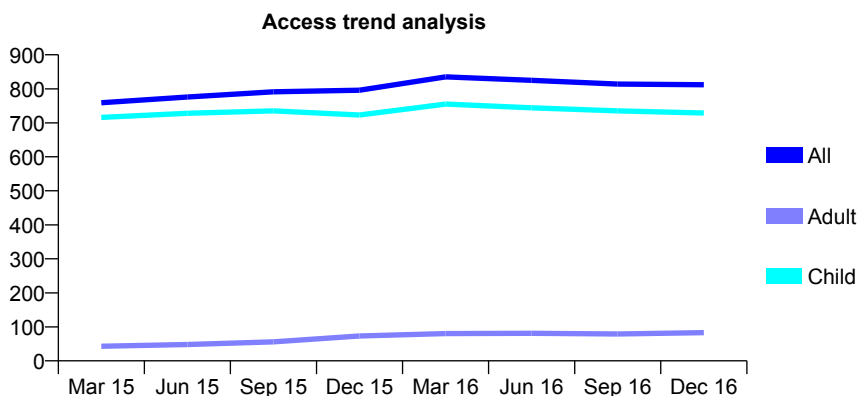
Q59 - Vital Signs At a Glance Contract Report for 137898/0001 - December 2016

Name or company name	Mr Ingram and Mrs Ingram
Contract type name	GDS Contract
Purpose of contract	General
Contract start date	01/04/2014
Contract end date	

16/17 Contracted general activity (UDA)	3,000
Carry forward general activity (UDA)	0
16/17 Contracted orthodontic activity (UOA)	0
Carry forward orthodontic activity (UOA)	0
Baseline contract value	£71,234.81

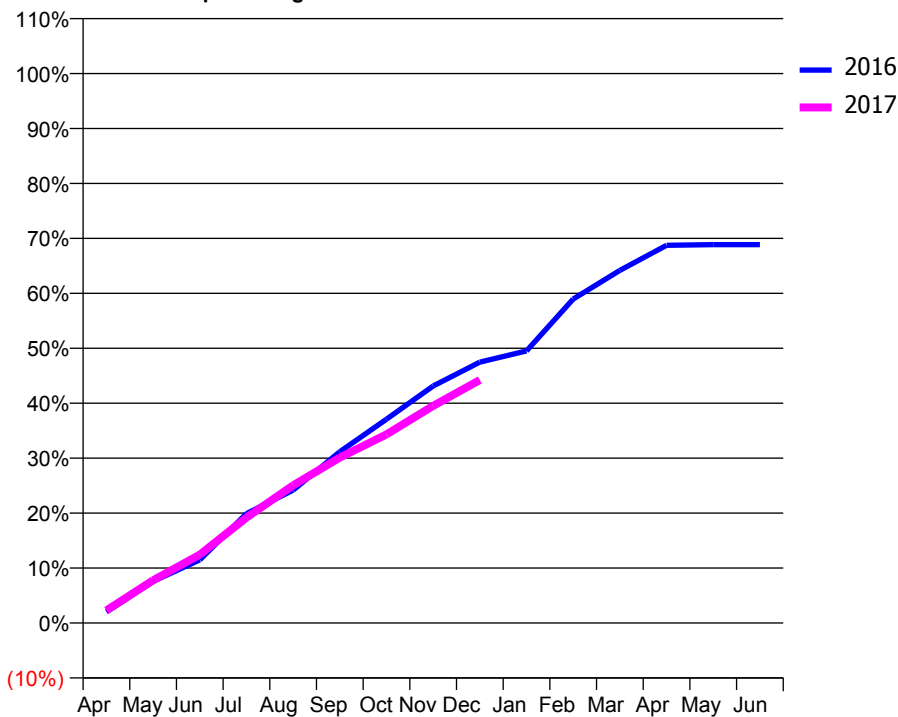
ACCESS*

Patients seen in 24 months	Total	Change since previous quarter
Quarter ending December 2015	796	
Quarter ending March 2016	835	↑
Quarter ending June 2016	825	↓
Quarter ending September 2016	814	↓
Quarter ending December 2016	812	→
Variance since December 2015	2.0%	↑



ACTIVITY

Cumulative percentage of contracted UDA delivered 2016 & 2017



Month	Adjusted Scheduled Activity (UDA)	
	2016	2017
April	61	69
May	228	234
June	345	373
July	597	576
August	726	752
September	935	903
October	1,113	1,030
November	1,294	1,185
December	1,425	1,327
January	1,486	
February	1,769	
March	1,925	
April	2,062	
May	2,065	
June	2,065	

QUALITY

	Quantity	Base Number	Contract	AT	Region	England
% of FP17s for the same patient ID Re-attending within 3 months - Children	84	1,024	8.2%	10.0%	12.1%	12.4%
% of FP17s for the same patient ID Re-attending within 3 months - Adults	1	30	3.3%	14.6%	15.9%	16.6%
% of FP17s for the same patient ID Re-attending between 3 & 9 months - Children	768	1,024	75.0%	60.9%	58.6%	57.5%
% of FP17s for the same patient ID Re-attending between 3 & 9 months - Adults	24	30	80.0%	53.4%	51.5%	50.4%
% of FP17s for Band 1 Urgent Courses	29	951	3.0%	7.3%	8.0%	9.1%
% of FP17s Relating to Free Repair or Replacements	0	951	0.0%	0.8%	0.8%	0.8%
% of FP17s Relating to Continuations	0	951	0.0%	1.3%	1.2%	1.3%
% of Patients satisfied with the dentistry they have received	1	1	N/A	92.4%	92.8%	92.7%
% of Patients satisfied with the time they had to wait for an appointment	1	1	N/A	88.8%	89.2%	88.8%

* This is based on patients treated on this contract for their most recent course of treatment. Figures in italics indicate the base number of FP17s or Patient Questionnaire responses are less than 100. N/A is shown where the base number of responses is less than 10 during the period. % is calculated as Quantity/Base number*100

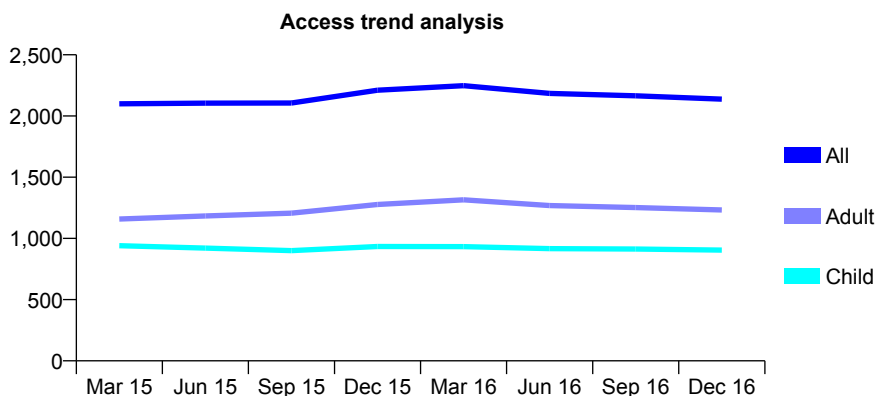
Q59 - Vital Signs At a Glance Contract Report for 139351/0001 - December 2016

Name or company name	SMILEZONE Ltd
Contract type name	GDS Contract
Purpose of contract	General
Contract start date	01/04/2007
Contract end date	

16/17 Contracted general activity (UDA)	6,727
Carry forward general activity (UDA)	-95
16/17 Contracted orthodontic activity (UOA)	0
Carry forward orthodontic activity (UOA)	0
Baseline contract value	£192,898.04

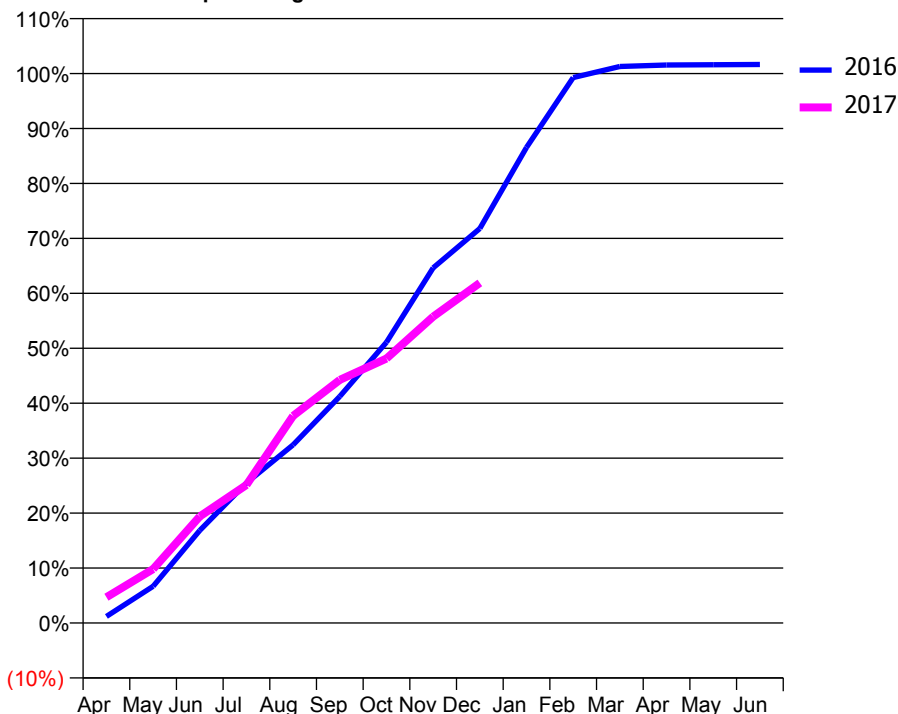
ACCESS*

Patients seen in 24 months	Total	Change since previous quarter
Quarter ending December 2015	2,211	
Quarter ending March 2016	2,248	→
Quarter ending June 2016	2,185	↓
Quarter ending September 2016	2,165	→
Quarter ending December 2016	2,138	↓
Variance since December 2015	(3.3%)	↓



ACTIVITY

Cumulative percentage of contracted UDA delivered 2016 & 2017



Month	Adjusted Scheduled Activity (UDA)	
	2016	2017
April	68	315
May	383	661
June	966	1,305
July	1,460	1,690
August	1,858	2,536
September	2,362	2,976
October	2,927	3,238
November	3,702	3,751
December	4,111	4,163
January	4,956	
February	5,684	
March	5,801	
April	5,816	
May	5,819	
June	5,822	

QUALITY

	Quantity	Base Number	Contract	AT	Region	England
% of FP17s for the same patient ID Re-attending within 3 months - Children	57	815	7.0%	10.0%	12.1%	12.4%
% of FP17s for the same patient ID Re-attending within 3 months - Adults	126	950	13.3%	14.6%	15.9%	16.6%
% of FP17s for the same patient ID Re-attending between 3 & 9 months - Children	441	815	54.1%	60.9%	58.6%	57.5%
% of FP17s for the same patient ID Re-attending between 3 & 9 months - Adults	493	950	51.9%	53.4%	51.5%	50.4%
% of FP17s for Band 1 Urgent Courses	85	1,759	4.8%	7.3%	8.0%	9.1%
% of FP17s Relating to Free Repair or Replacements	3	1,759	0.2%	0.8%	0.8%	0.8%
% of FP17s Relating to Continuations	3	1,759	0.2%	1.3%	1.2%	1.3%
% of Patients satisfied with the dentistry they have received	0	0	N/A	92.4%	92.8%	92.7%
% of Patients satisfied with the time they had to wait for an appointment	0	0	N/A	88.8%	89.2%	88.8%

* This is based on patients treated on this contract for their most recent course of treatment. Figures in italics indicate the base number of FP17s or Patient Questionnaire responses are less than 100. N/A is shown where the base number of responses is less than 10 during the period. % is calculated as Quantity/Base number*100

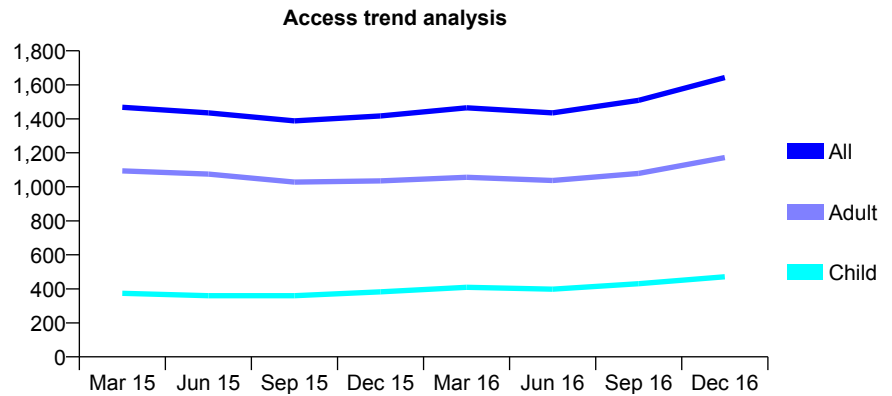
Q59 - Vital Signs At a Glance Contract Report for 139874/0002 - December 2016

Name or company name	C M Desai Limited
Contract type name	GDS Contract
Purpose of contract	General
Contract start date	01/03/2008
Contract end date	

16/17 Contracted general activity (UDA)	5,526
Carry forward general activity (UDA)	-39
16/17 Contracted orthodontic activity (UOA)	0
Carry forward orthodontic activity (UOA)	0
Baseline contract value	£151,488.45

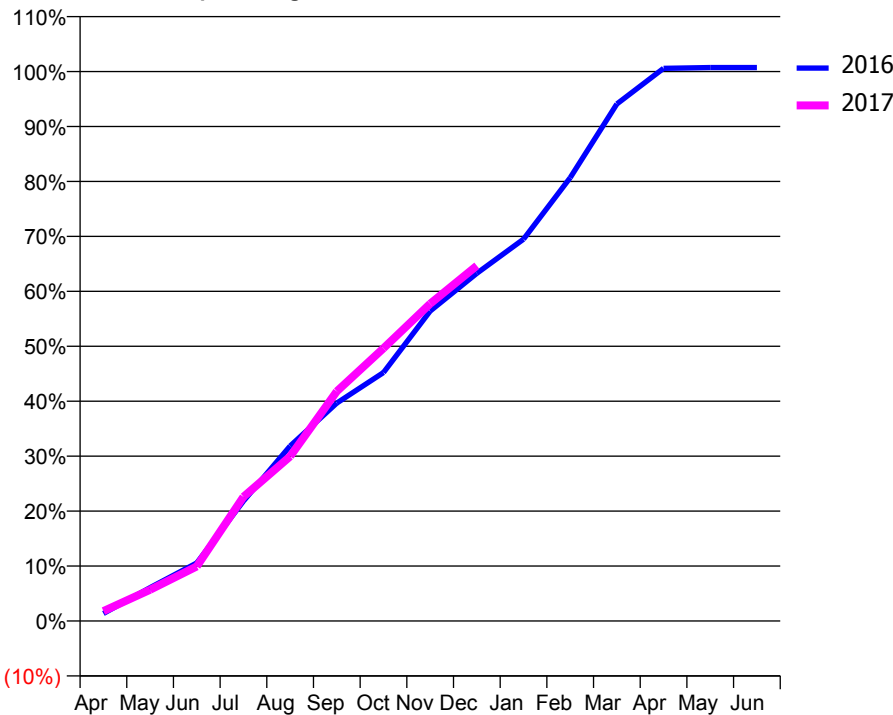
ACCESS*

Patients seen in 24 months	Total	Change since previous quarter
Quarter ending December 2015	1,417	
Quarter ending March 2016	1,465	↑
Quarter ending June 2016	1,435	↓
Quarter ending September 2016	1,509	↑
Quarter ending December 2016	1,643	↑
Variance since December 2015	15.9%	↑



ACTIVITY

Cumulative percentage of contracted UDA delivered 2016 & 2017



Month	Adjusted Scheduled Activity (UDA)	
	2016	2017
April	75	99
May	330	314
June	574	550
July	1,184	1,249
August	1,729	1,655
September	2,153	2,310
October	2,454	2,743
November	3,061	3,191
December	3,434	3,574
January	3,770	
February	4,377	
March	5,106	
April	5,457	
May	5,465	
June	5,465	

QUALITY

	Quantity	Base Number	Contract	AT	Region	England
% of FP17s for the same patient ID Re-attending within 3 months - Children	31	425	7.3%	10.0%	12.1%	12.4%
% of FP17s for the same patient ID Re-attending within 3 months - Adults	157	1,172	13.4%	14.6%	15.9%	16.6%
% of FP17s for the same patient ID Re-attending between 3 & 9 months - Children	158	425	37.2%	60.9%	58.6%	57.5%
% of FP17s for the same patient ID Re-attending between 3 & 9 months - Adults	528	1,172	45.1%	53.4%	51.5%	50.4%
% of FP17s for Band 1 Urgent Courses	93	1,456	6.4%	7.3%	8.0%	9.1%
% of FP17s Relating to Free Repair or Replacements	15	1,456	1.0%	0.8%	0.8%	0.8%
% of FP17s Relating to Continuations	34	1,456	2.3%	1.3%	1.2%	1.3%
% of Patients satisfied with the dentistry they have received	1	2	N/A	92.4%	92.8%	92.7%
% of Patients satisfied with the time they had to wait for an appointment	1	2	N/A	88.8%	89.2%	88.8%

* This is based on patients treated on this contract for their most recent course of treatment. Figures in italics indicate the base number of FP17s or Patient Questionnaire responses are less than 100. N/A is shown where the base number of responses is less than 10 during the period. % is calculated as Quantity/Base number*100

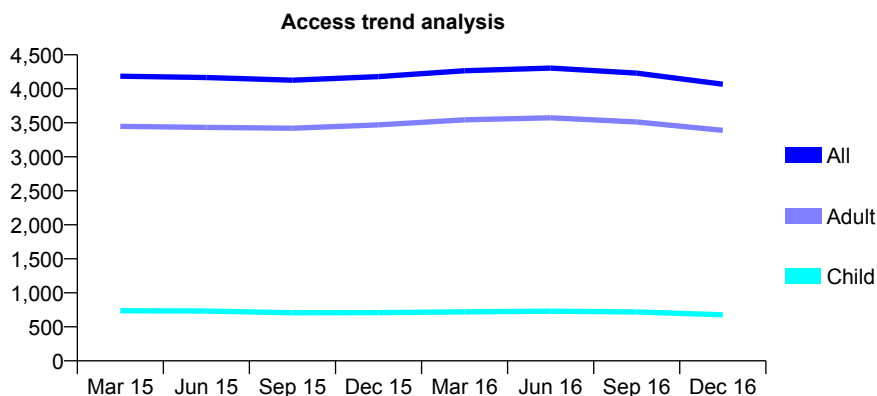
Q59 - Vital Signs At a Glance Contract Report for 142875/0001 - December 2016

Name or company name	Mr B Moroney & Mr S Williams
Contract type name	GDS Contract
Purpose of contract	General
Contract start date	01/01/2012
Contract end date	

16/17 Contracted general activity (UDA)	7,224
Carry forward general activity (UDA)	204
16/17 Contracted orthodontic activity (UOA)	0
Carry forward orthodontic activity (UOA)	0
Baseline contract value	£180,387.00

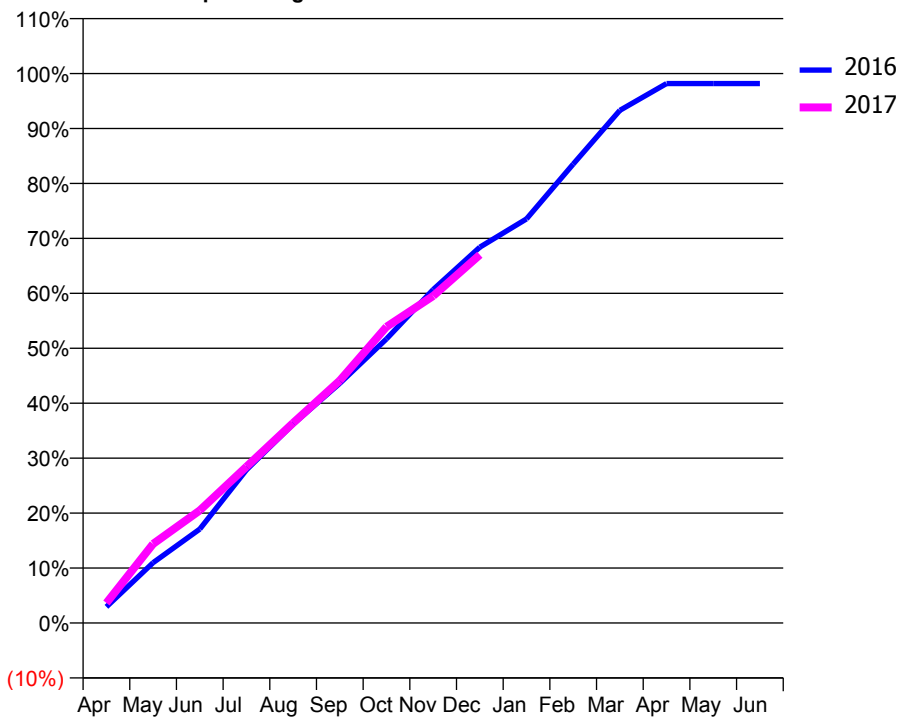
ACCESS*

Patients seen in 24 months	Total	Change since previous quarter
Quarter ending December 2015	4,179	
Quarter ending March 2016	4,266	↑
Quarter ending June 2016	4,304	→
Quarter ending September 2016	4,231	↓
Quarter ending December 2016	4,068	↓
Variance since December 2015	(2.7%)	↓



ACTIVITY

Cumulative percentage of contracted UDA delivered 2016 & 2017



Month	Adjusted Scheduled Activity (UDA)	
	2016	2017
April	332	263
May	1,233	1,040
June	1,920	1,481
July	3,128	2,056
August	4,063	2,630
September	4,896	3,188
October	5,804	3,894
November	6,810	4,300
December	7,677	4,841
January	8,254	
February	9,373	
March	10,472	
April	11,019	
May	11,019	
June	11,020	

QUALITY

	Quantity	Base Number	Contract	AT	Region	England
% of FP17s for the same patient ID Re-attending within 3 months - Children	25	547	4.6%	10.0%	12.1%	12.4%
% of FP17s for the same patient ID Re-attending within 3 months - Adults	303	2,564	11.8%	14.6%	15.9%	16.6%
% of FP17s for the same patient ID Re-attending between 3 & 9 months - Children	312	547	57.0%	60.9%	58.6%	57.5%
% of FP17s for the same patient ID Re-attending between 3 & 9 months - Adults	1,264	2,564	49.3%	53.4%	51.5%	50.4%
% of FP17s for Band 1 Urgent Courses	29	2,837	1.0%	7.3%	8.0%	9.1%
% of FP17s Relating to Free Repair or Replacements	24	2,837	0.8%	0.8%	0.8%	0.8%
% of FP17s Relating to Continuations	89	2,837	3.1%	1.3%	1.2%	1.3%
% of Patients satisfied with the dentistry they have received	4	5	N/A	92.4%	92.8%	92.7%
% of Patients satisfied with the time they had to wait for an appointment	5	5	N/A	88.8%	89.2%	88.8%

* This is based on patients treated on this contract for their most recent course of treatment. Figures in italics indicate the base number of FP17s or Patient Questionnaire responses are less than 100. N/A is shown where the base number of responses is less than 10 during the period. % is calculated as Quantity/Base number*100

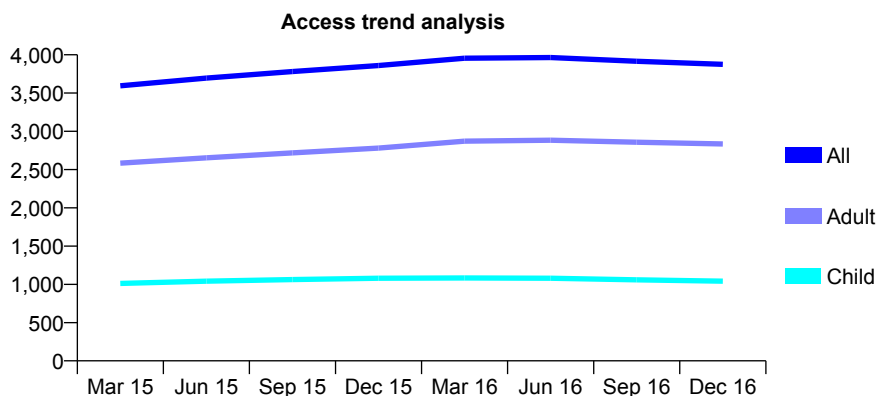
Q59 - Vital Signs At a Glance Contract Report for 143448/0001 - December 2016

Name or company name	Dr D J Duplessis & Ms Lieze Duplessis
Contract type name	GDS Contract
Purpose of contract	General and Orthodontic
Contract start date	01/04/2011
Contract end date	

16/17 Contracted general activity (UDA)	9,098
Carry forward general activity (UDA)	0
16/17 Contracted orthodontic activity (UOA)	289
Carry forward orthodontic activity (UOA)	0
Baseline contract value	£231,664.32

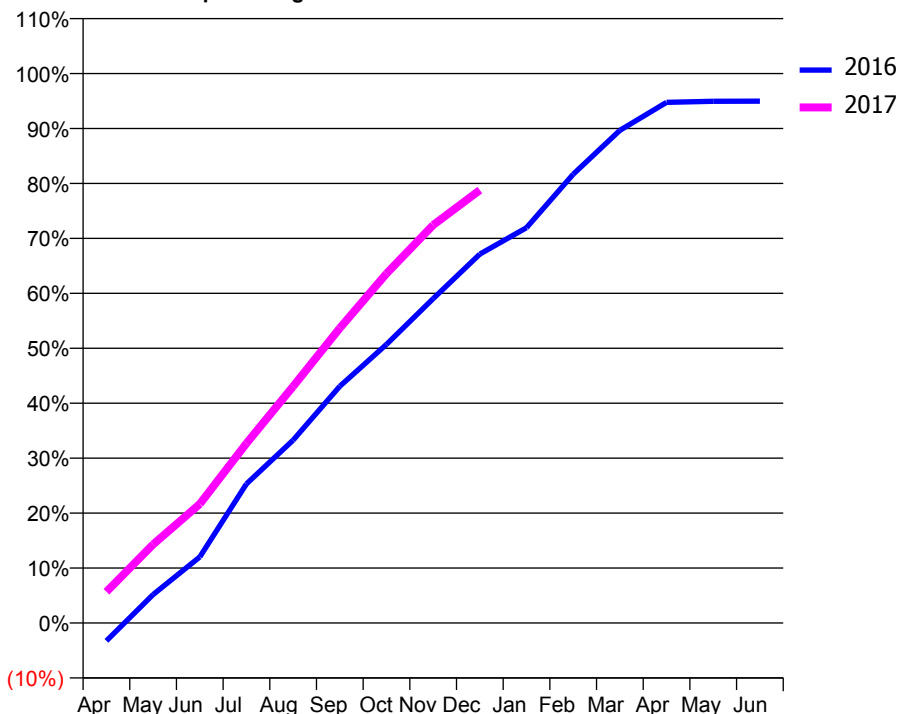
ACCESS*

Patients seen in 24 months	Total	Change since previous quarter
Quarter ending December 2015	3,859	
Quarter ending March 2016	3,956	↑
Quarter ending June 2016	3,964	→
Quarter ending September 2016	3,915	↓
Quarter ending December 2016	3,876	→
Variance since December 2015	0.4%	→



ACTIVITY

Cumulative percentage of contracted UDA delivered 2016 & 2017



Adjusted Scheduled Activity (UDA)

Month	2016	2017
April	-349	519
May	555	1,302
June	1,287	1,970
July	2,710	2,975
August	3,561	3,917
September	4,609	4,882
October	5,425	5,786
November	6,315	6,590
December	7,182	7,167
January	7,697	
February	8,737	
March	9,592	
April	10,137	
May	10,158	
June	10,159	

QUALITY

	Quantity	Base Number	Contract	AT	Region	England
% of FP17s for the same patient ID Re-attending within 3 months - Children	76	801	9.5%	10.0%	12.1%	12.4%
% of FP17s for the same patient ID Re-attending within 3 months - Adults	272	2,070	13.1%	14.6%	15.9%	16.6%
% of FP17s for the same patient ID Re-attending between 3 & 9 months - Children	253	801	31.6%	60.9%	58.6%	57.5%
% of FP17s for the same patient ID Re-attending between 3 & 9 months - Adults	549	2,070	26.5%	53.4%	51.5%	50.4%
% of FP17s for Band 1 Urgent Courses	159	2,649	6.0%	7.3%	8.0%	9.1%
% of FP17s Relating to Free Repair or Replacements	18	2,649	0.7%	0.8%	0.8%	0.8%
% of FP17s Relating to Continuations	94	2,649	3.5%	1.3%	1.2%	1.3%
% of Patients satisfied with the dentistry they have received	8	8	N/A	92.4%	92.8%	92.7%
% of Patients satisfied with the time they had to wait for an appointment	7	8	N/A	88.8%	89.2%	88.8%

* This is based on patients treated on this contract for their most recent course of treatment. Figures in italics indicate the base number of FP17s or Patient Questionnaire responses are less than 100. N/A is shown where the base number of responses is less than 10 during the period. % is calculated as Quantity/Base number*100

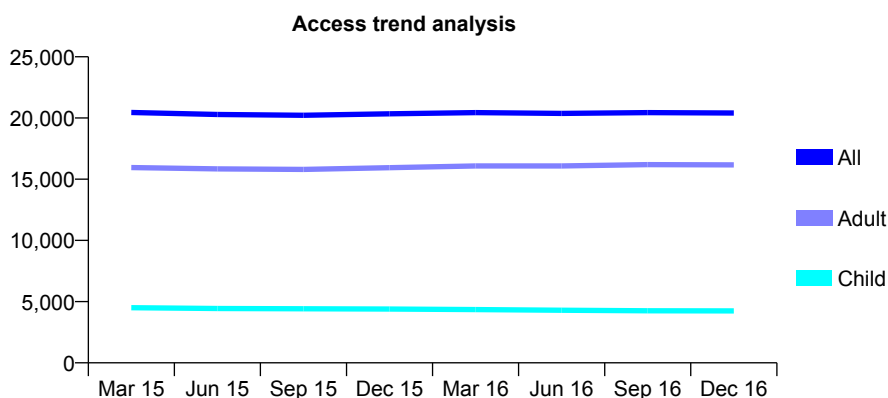
Q59 - Vital Signs At a Glance Contract Report for 144738/0001 - December 2016

Name or company name	D W Barsby, D Wolverson, S J Bates & R S
Contract type name	GDS Contract
Purpose of contract	General
Contract start date	01/08/2010
Contract end date	

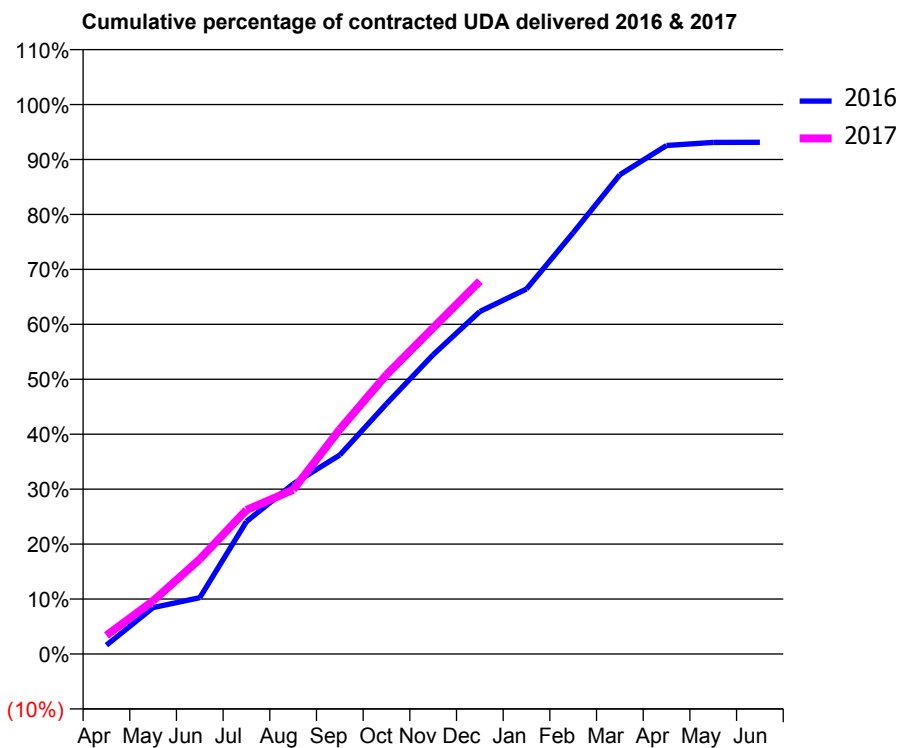
16/17 Contracted general activity (UDA)	53,857
Carry forward general activity (UDA)	0
16/17 Contracted orthodontic activity (UOA)	0
Carry forward orthodontic activity (UOA)	0
Baseline contract value	£1,300,509.68

ACCESS*

Patients seen in 24 months	Total	Change since previous quarter
Quarter ending December 2015	20,345	
Quarter ending March 2016	20,436	→
Quarter ending June 2016	20,379	→
Quarter ending September 2016	20,437	→
Quarter ending December 2016	20,410	→
Variance since December 2015	0.3%	→



ACTIVITY



Month	Adjusted Scheduled Activity (UDA)	
	2016	2017
April	923	1,818
May	4,809	5,210
June	5,831	9,298
July	13,714	14,117
August	17,602	16,099
September	20,588	22,035
October	25,895	27,373
November	30,962	31,978
December	35,440	36,544
January	37,765	
February	43,587	
March	49,599	
April	52,612	
May	52,932	
June	52,947	

QUALITY

	Quantity	Base Number	Contract	AT	Region	England
% of FP17s for the same patient ID Re-attending within 3 months - Children	312	4,923	6.3%	10.0%	12.1%	12.4%
% of FP17s for the same patient ID Re-attending within 3 months - Adults	2,396	19,006	12.6%	14.6%	15.9%	16.6%
% of FP17s for the same patient ID Re-attending between 3 & 9 months - Children	3,127	4,923	63.5%	60.9%	58.6%	57.5%
% of FP17s for the same patient ID Re-attending between 3 & 9 months - Adults	12,377	19,006	65.1%	53.4%	51.5%	50.4%
% of FP17s for Band 1 Urgent Courses	1,578	22,291	7.1%	7.3%	8.0%	9.1%
% of FP17s Relating to Free Repair or Replacements	144	22,291	0.6%	0.8%	0.8%	0.8%
% of FP17s Relating to Continuations	330	22,291	1.5%	1.3%	1.2%	1.3%
% of Patients satisfied with the dentistry they have received	38	38	100.0%	92.4%	92.8%	92.7%
% of Patients satisfied with the time they had to wait for an appointment	35	38	92.1%	88.8%	89.2%	88.8%

* This is based on patients treated on this contract for their most recent course of treatment. Figures in italics indicate the base number of FP17s or Patient Questionnaire responses are less than 100. N/A is shown where the base number of responses is less than 10 during the period. % is calculated as Quantity/Base number*100

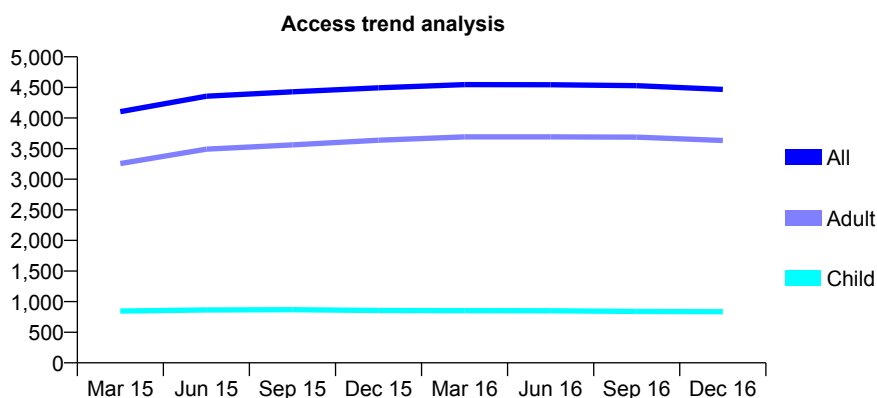
Q59 - Vital Signs At a Glance Contract Report for 144746/0001 - December 2016

Name or company name	Mr D G Norris & Miss R Dodsley
Contract type name	GDS Contract
Purpose of contract	General and Orthodontic
Contract start date	01/04/2014
Contract end date	

16/17 Contracted general activity (UDA)	15,915
Carry forward general activity (UDA)	0
16/17 Contracted orthodontic activity (UOA)	297
Carry forward orthodontic activity (UOA)	0
Baseline contract value	£331,046.88

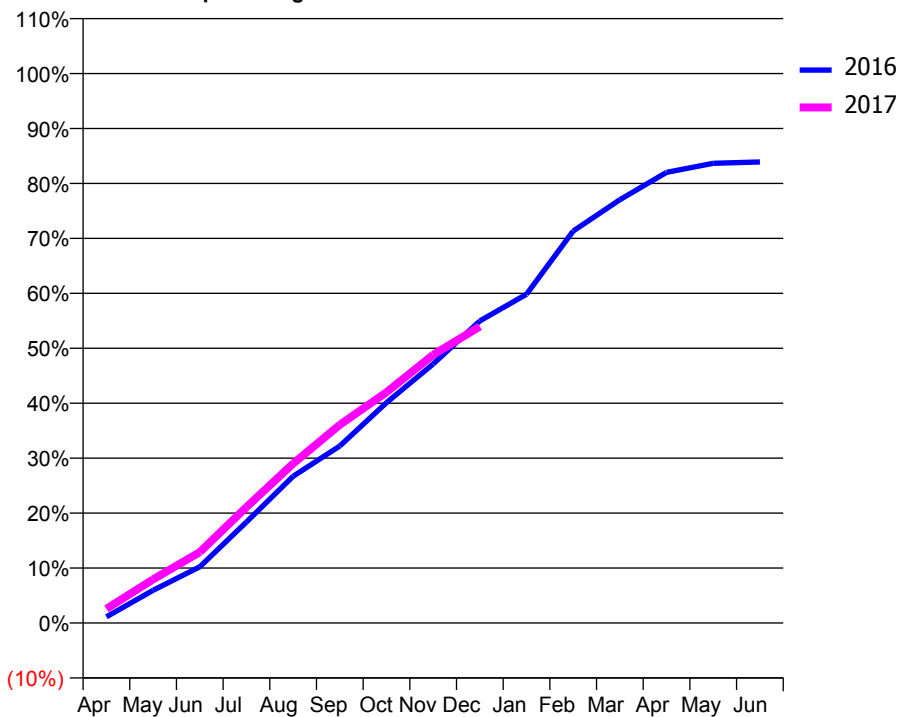
ACCESS*

Patients seen in 24 months	Total	Change since previous quarter
Quarter ending December 2015	4,493	
Quarter ending March 2016	4,546	→
Quarter ending June 2016	4,543	→
Quarter ending September 2016	4,528	→
Quarter ending December 2016	4,468	↓
Variance since December 2015	(0.6%)	→



ACTIVITY

Cumulative percentage of contracted UDA delivered 2016 & 2017



Month	Adjusted Scheduled Activity (UDA)	
	2016	2017
April	181	413
May	948	1,267
June	1,628	2,052
July	2,926	3,360
August	4,249	4,618
September	5,128	5,741
October	6,381	6,682
November	7,500	7,767
December	8,751	8,589
January	9,521	
February	11,351	
March	12,259	
April	13,050	
May	13,316	
June	13,352	

QUALITY

	Quantity	Base Number	Contract	AT	Region	England
% of FP17s for the same patient ID Re-attending within 3 months - Children	150	1,180	12.7%	10.0%	12.1%	12.4%
% of FP17s for the same patient ID Re-attending within 3 months - Adults	757	4,412	17.2%	14.6%	15.9%	16.6%
% of FP17s for the same patient ID Re-attending between 3 & 9 months - Children	861	1,180	73.0%	60.9%	58.6%	57.5%
% of FP17s for the same patient ID Re-attending between 3 & 9 months - Adults	2,478	4,412	56.2%	53.4%	51.5%	50.4%
% of FP17s for Band 1 Urgent Courses	194	5,098	3.8%	7.3%	8.0%	9.1%
% of FP17s Relating to Free Repair or Replacements	48	5,098	0.9%	0.8%	0.8%	0.8%
% of FP17s Relating to Continuations	286	5,098	5.6%	1.3%	1.2%	1.3%
% of Patients satisfied with the dentistry they have received	5	5	N/A	92.4%	92.8%	92.7%
% of Patients satisfied with the time they had to wait for an appointment	5	5	N/A	88.8%	89.2%	88.8%

* This is based on patients treated on this contract for their most recent course of treatment. Figures in italics indicate the base number of FP17s or Patient Questionnaire responses are less than 100. N/A is shown where the base number of responses is less than 10 during the period. % is calculated as Quantity/Base number*100

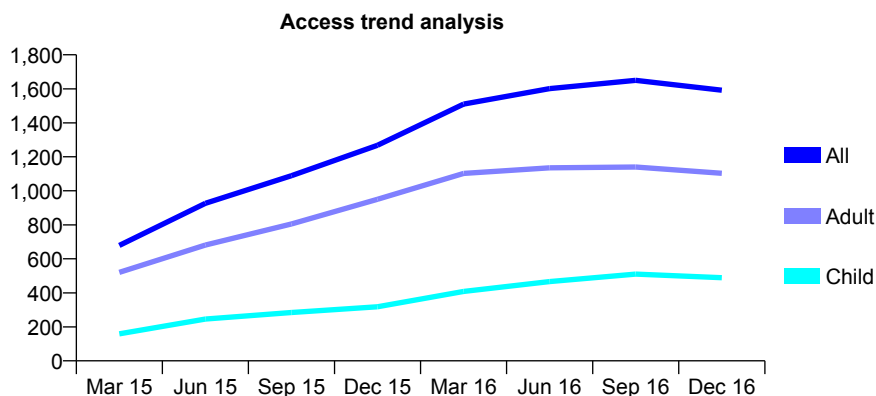
Q59 - Vital Signs At a Glance Contract Report for 146870/0002 - December 2016

Name or company name	Lincolnshire Community Health Services NI
Contract type name	PDS Contract
Purpose of contract	General
Contract start date	01/04/2014
Contract end date	30/11/2016

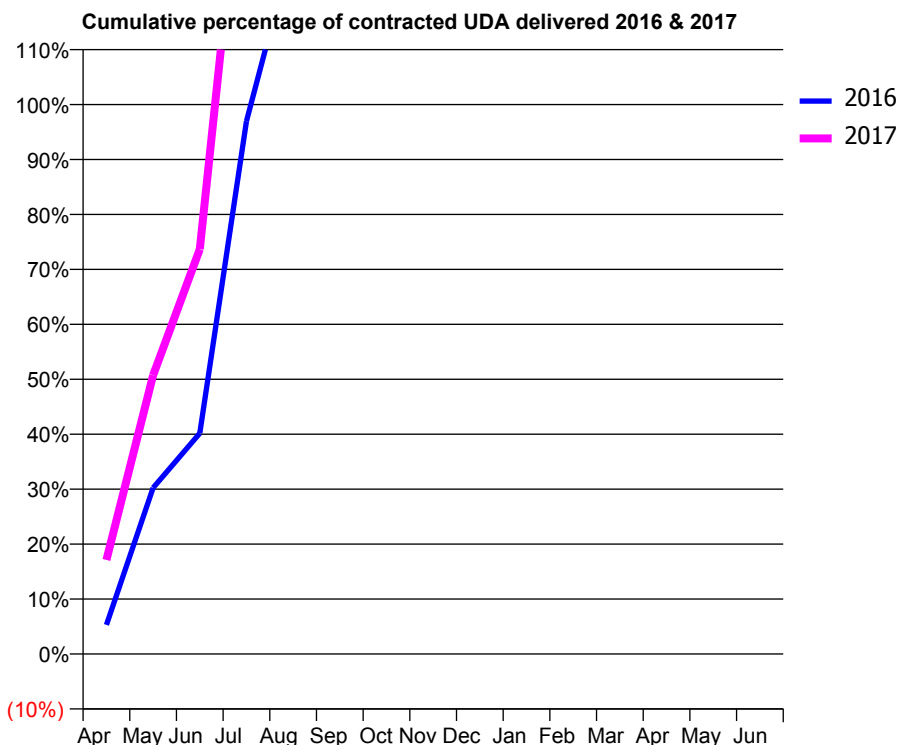
16/17 Contracted general activity (UDA)	667
Carry forward general activity (UDA)	0
16/17 Contracted orthodontic activity (UOA)	0
Carry forward orthodontic activity (UOA)	0
Baseline contract value	£1,188,197.67

ACCESS*

Patients seen in 24 months	Total	Change since previous quarter
Quarter ending December 2015	1,268	
Quarter ending March 2016	1,510	↑
Quarter ending June 2016	1,601	↑
Quarter ending September 2016	1,650	↑
Quarter ending December 2016	1,592	↓
Variance since December 2015	25.6%	↑



ACTIVITY



Month	Adjusted Scheduled Activity (UDA)	
	2016	2017
April	53	114
May	303	338
June	402	491
July	970	1,028
August	1,291	1,222
September	1,490	1,433
October	2,019	1,651
November	2,246	1,941
December	2,618	2,318
January	2,857	
February	3,368	
March	3,760	
April	3,890	
May	3,926	
June	3,926	

QUALITY

	Quantity	Base Number	Contract	AT	Region	England
% of FP17s for the same patient ID Re-attending within 3 months - Children	18	508	3.5%	10.0%	12.1%	12.4%
% of FP17s for the same patient ID Re-attending within 3 months - Adults	45	735	6.1%	14.6%	15.9%	16.6%
% of FP17s for the same patient ID Re-attending between 3 & 9 months - Children	77	508	15.2%	60.9%	58.6%	57.5%
% of FP17s for the same patient ID Re-attending between 3 & 9 months - Adults	164	735	22.3%	53.4%	51.5%	50.4%
% of FP17s for Band 1 Urgent Courses	23	1,134	2.0%	7.3%	8.0%	9.1%
% of FP17s Relating to Free Repair or Replacements	0	1,134	0.0%	0.8%	0.8%	0.8%
% of FP17s Relating to Continuations	7	1,134	0.6%	1.3%	1.2%	1.3%
% of Patients satisfied with the dentistry they have received	2	2	N/A	92.4%	92.8%	92.7%
% of Patients satisfied with the time they had to wait for an appointment	1	2	N/A	88.8%	89.2%	88.8%

* This is based on patients treated on this contract for their most recent course of treatment. Figures in italics indicate the base number of FP17s or Patient Questionnaire responses are less than 100. N/A is shown where the base number of responses is less than 10 during the period. % is calculated as Quantity/Base number*100

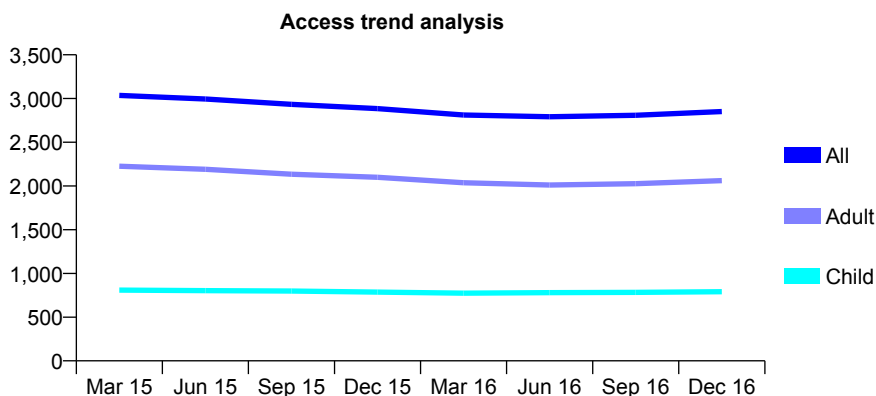
Q59 - Vital Signs At a Glance Contract Report for 147966/0002 - December 2016

Name or company name	Pure Dental Studio Ltd
Contract type name	GDS Contract
Purpose of contract	General
Contract start date	01/04/2010
Contract end date	

16/17 Contracted general activity (UDA)	6,255
Carry forward general activity (UDA)	0
16/17 Contracted orthodontic activity (UOA)	0
Carry forward orthodontic activity (UOA)	0
Baseline contract value	£187,056.10

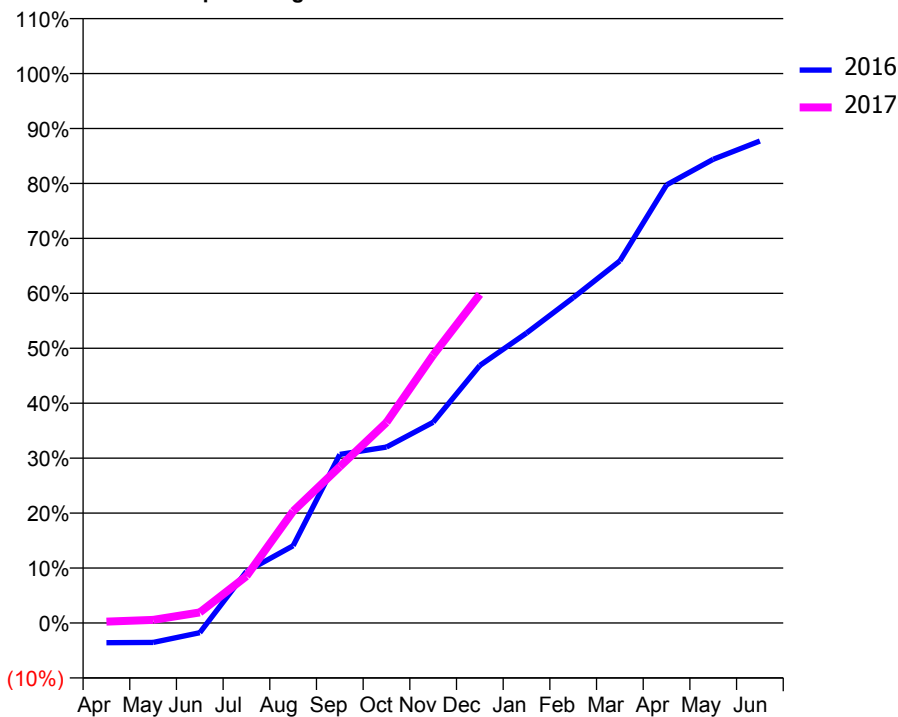
ACCESS*

Patients seen in 24 months	Total	Change since previous quarter
Quarter ending December 2015	2,885	
Quarter ending March 2016	2,811	↓
Quarter ending June 2016	2,791	→
Quarter ending September 2016	2,809	→
Quarter ending December 2016	2,851	→
Variance since December 2015	(1.2%)	↓



ACTIVITY

Cumulative percentage of contracted UDA delivered 2016 & 2017



Month	Adjusted Scheduled Activity (UDA)	
	2016	2017
April	-225	16
May	-223	35
June	-111	121
July	587	534
August	880	1,272
September	1,919	1,780
October	2,003	2,283
November	2,285	3,051
December	2,932	3,740
January	3,301	
February	3,702	
March	4,122	
April	4,988	
May	5,279	
June	5,486	

QUALITY

	Quantity	Base Number	Contract	AT	Region	England
% of FP17s for the same patient ID Re-attending within 3 months - Children	81	1,038	7.8%	10.0%	12.1%	12.4%
% of FP17s for the same patient ID Re-attending within 3 months - Adults	245	2,376	10.3%	14.6%	15.9%	16.6%
% of FP17s for the same patient ID Re-attending between 3 & 9 months - Children	667	1,038	64.3%	60.9%	58.6%	57.5%
% of FP17s for the same patient ID Re-attending between 3 & 9 months - Adults	1,399	2,376	58.9%	53.4%	51.5%	50.4%
% of FP17s for Band 1 Urgent Courses	105	2,147	4.9%	7.3%	8.0%	9.1%
% of FP17s Relating to Free Repair or Replacements	19	2,147	0.9%	0.8%	0.8%	0.8%
% of FP17s Relating to Continuations	38	2,147	1.8%	1.3%	1.2%	1.3%
% of Patients satisfied with the dentistry they have received	10	11	90.9%	92.4%	92.8%	92.7%
% of Patients satisfied with the time they had to wait for an appointment	10	11	90.9%	88.8%	89.2%	88.8%

* This is based on patients treated on this contract for their most recent course of treatment. Figures in italics indicate the base number of FP17s or Patient Questionnaire responses are less than 100. N/A is shown where the base number of responses is less than 10 during the period. % is calculated as Quantity/Base number*100

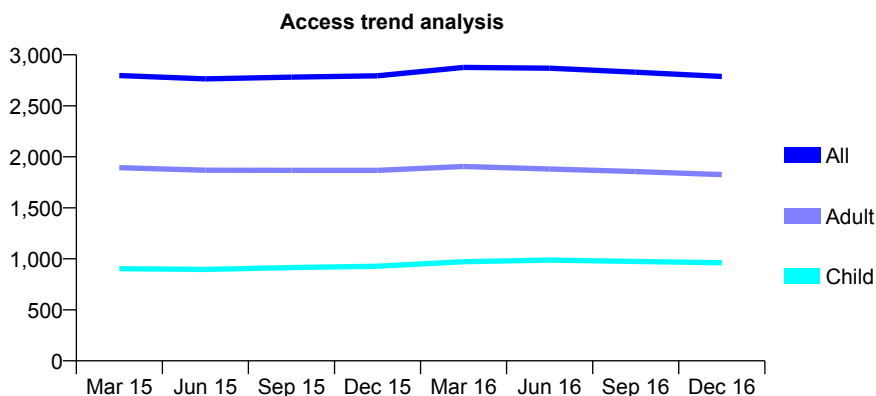
Q59 - Vital Signs At a Glance Contract Report for 149454/0001 - December 2016

Name or company name	Dental Care Clinic Limited
Contract type name	GDS Contract
Purpose of contract	General
Contract start date	01/04/2008
Contract end date	

16/17 Contracted general activity (UDA)	14,330
Carry forward general activity (UDA)	395
16/17 Contracted orthodontic activity (UOA)	0
Carry forward orthodontic activity (UOA)	0
Baseline contract value	£386,426.94

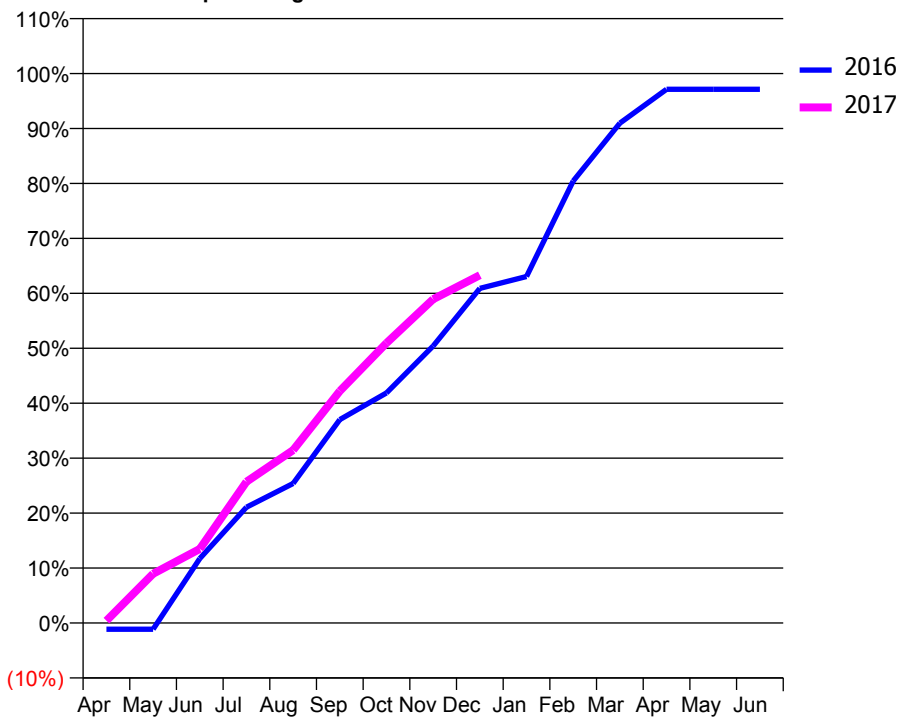
ACCESS*

Patients seen in 24 months	Total	Change since previous quarter
Quarter ending December 2015	2,794	
Quarter ending March 2016	2,877	↑
Quarter ending June 2016	2,869	→
Quarter ending September 2016	2,829	↓
Quarter ending December 2016	2,787	↓
Variance since December 2015	(0.3%)	→



ACTIVITY

Cumulative percentage of contracted UDA delivered 2016 & 2017



Month	Adjusted Scheduled Activity (UDA)	
	2016	2017
April	-158	61
May	-158	1,284
June	1,609	1,933
July	2,893	3,685
August	3,486	4,507
September	5,082	6,047
October	5,751	7,300
November	6,923	8,446
December	8,362	9,072
January	8,658	
February	11,044	
March	12,491	
April	13,335	
May	13,335	
June	13,335	

QUALITY

	Quantity	Base Number	Contract	AT	Region	England
% of FP17s for the same patient ID Re-attending within 3 months - Children	213	1,380	15.4%	10.0%	12.1%	12.4%
% of FP17s for the same patient ID Re-attending within 3 months - Adults	744	2,500	29.8%	14.6%	15.9%	16.6%
% of FP17s for the same patient ID Re-attending between 3 & 9 months - Children	929	1,380	67.3%	60.9%	58.6%	57.5%
% of FP17s for the same patient ID Re-attending between 3 & 9 months - Adults	1,287	2,500	51.5%	53.4%	51.5%	50.4%
% of FP17s for Band 1 Urgent Courses	313	3,558	8.8%	7.3%	8.0%	9.1%
% of FP17s Relating to Free Repair or Replacements	58	3,558	1.6%	0.8%	0.8%	0.8%
% of FP17s Relating to Continuations	125	3,558	3.5%	1.3%	1.2%	1.3%
% of Patients satisfied with the dentistry they have received	11	11	100.0%	92.4%	92.8%	92.7%
% of Patients satisfied with the time they had to wait for an appointment	9	11	81.8%	88.8%	89.2%	88.8%

* This is based on patients treated on this contract for their most recent course of treatment. Figures in italics indicate the base number of FP17s or Patient Questionnaire responses are less than 100. N/A is shown where the base number of responses is less than 10 during the period. % is calculated as Quantity/Base number*100

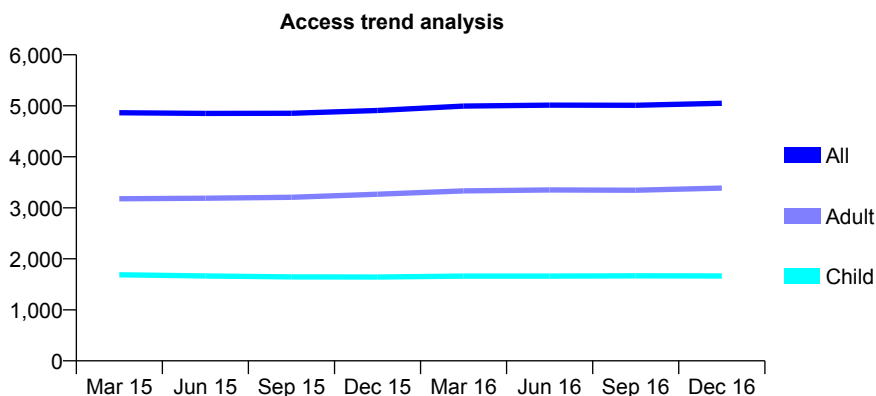
Q59 - Vital Signs At a Glance Contract Report for 151122/0001 - December 2016

Name or company name	Charlwood & Charlwood
Contract type name	GDS Contract
Purpose of contract	General
Contract start date	01/04/2006
Contract end date	

16/17 Contracted general activity (UDA)	16,623
Carry forward general activity (UDA)	-120
16/17 Contracted orthodontic activity (UOA)	0
Carry forward orthodontic activity (UOA)	0
Baseline contract value	£366,409.69

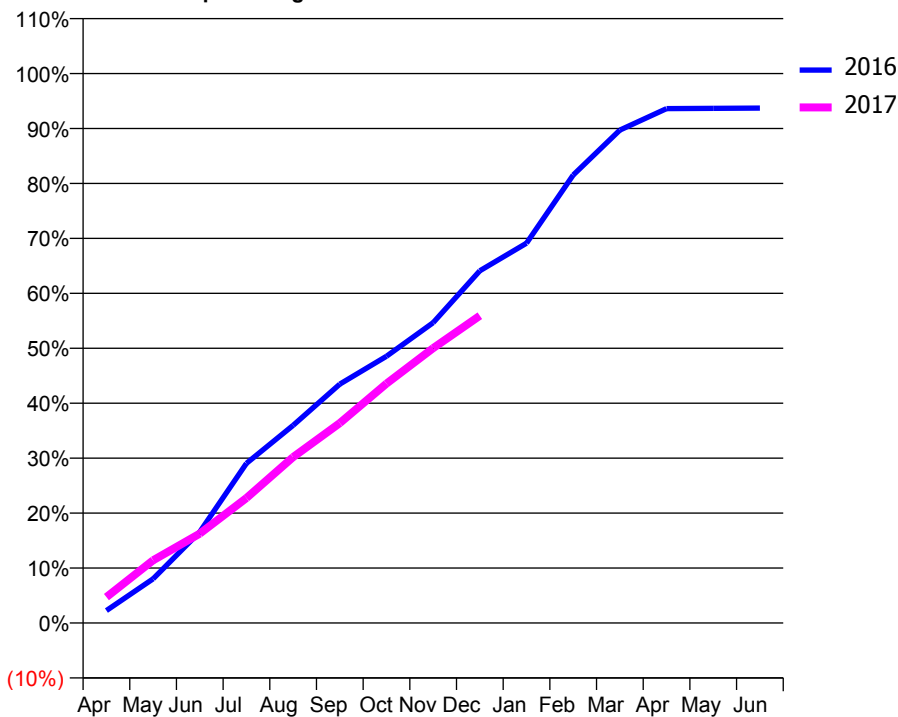
ACCESS*

Patients seen in 24 months	Total	Change since previous quarter
Quarter ending December 2015	4,909	
Quarter ending March 2016	4,994	→
Quarter ending June 2016	5,012	→
Quarter ending September 2016	5,011	→
Quarter ending December 2016	5,049	→
Variance since December 2015	2.9%	↑



ACTIVITY

Cumulative percentage of contracted UDA delivered 2016 & 2017



Adjusted Scheduled Activity (UDA)

Month	2016	2017
April	319	785
May	1,125	1,898
June	2,321	2,704
July	4,068	3,782
August	5,035	5,019
September	6,086	6,051
October	6,796	7,244
November	7,653	8,317
December	8,973	9,297
January	9,678	
February	11,413	
March	12,560	
April	13,105	
May	13,113	
June	13,120	

QUALITY

	Quantity	Base Number	Contract	AT	Region	England
% of FP17s for the same patient ID Re-attending within 3 months - Children	155	1,915	8.1%	10.0%	12.1%	12.4%
% of FP17s for the same patient ID Re-attending within 3 months - Adults	715	3,895	18.4%	14.6%	15.9%	16.6%
% of FP17s for the same patient ID Re-attending between 3 & 9 months - Children	1,215	1,915	63.4%	60.9%	58.6%	57.5%
% of FP17s for the same patient ID Re-attending between 3 & 9 months - Adults	2,260	3,895	58.0%	53.4%	51.5%	50.4%
% of FP17s for Band 1 Urgent Courses	463	4,908	9.4%	7.3%	8.0%	9.1%
% of FP17s Relating to Free Repair or Replacements	65	4,908	1.3%	0.8%	0.8%	0.8%
% of FP17s Relating to Continuations	18	4,908	0.4%	1.3%	1.2%	1.3%
% of Patients satisfied with the dentistry they have received	7	7	N/A	92.4%	92.8%	92.7%
% of Patients satisfied with the time they had to wait for an appointment	6	7	N/A	88.8%	89.2%	88.8%

* This is based on patients treated on this contract for their most recent course of treatment. Figures in italics indicate the base number of FP17s or Patient Questionnaire responses are less than 100. N/A is shown where the base number of responses is less than 10 during the period. % is calculated as Quantity/Base number*100

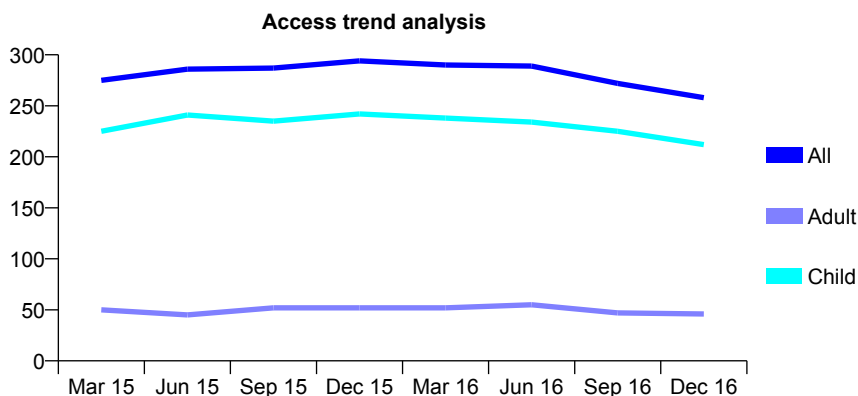
Q59 - Vital Signs At a Glance Contract Report for 151653/0001 - December 2016

Name or company name	The Forum Practice Ltd
Contract type name	GDS Contract
Purpose of contract	General and Orthodontic
Contract start date	01/10/2011
Contract end date	

16/17 Contracted general activity (UDA)	500
Carry forward general activity (UDA)	20
16/17 Contracted orthodontic activity (UOA)	1,159
Carry forward orthodontic activity (UOA)	0
Baseline contract value	£85,485.32

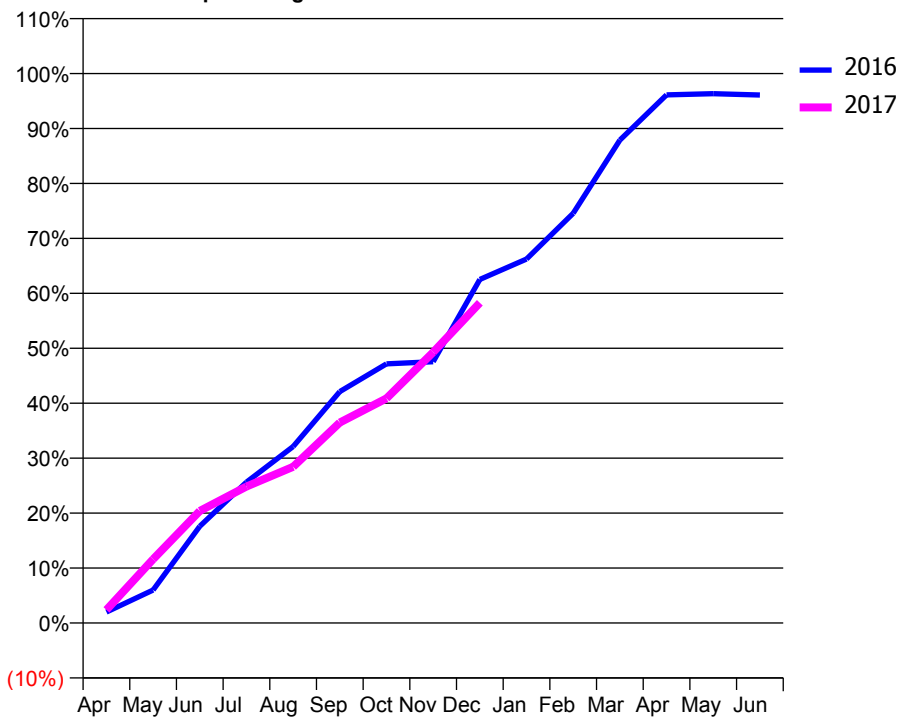
ACCESS*

Patients seen in 24 months	Total	Change since previous quarter
Quarter ending December 2015	294	
Quarter ending March 2016	290	↓
Quarter ending June 2016	289	→
Quarter ending September 2016	272	↓
Quarter ending December 2016	258	↓
Variance since December 2015	(12.2%)	↓



ACTIVITY

Cumulative percentage of contracted UDA delivered 2016 & 2017



Month	Adjusted Scheduled Activity (UDA)	
	2016	2017
April	10	12
May	30	58
June	88	102
July	128	124
August	161	142
September	211	182
October	236	204
November	238	246
December	313	291
January	331	
February	373	
March	439	
April	481	
May	482	
June	480	

QUALITY

	Quantity	Base Number	Contract	AT	Region	England
% of FP17s for the same patient ID Re-attending within 3 months - Children	31	519	6.0%	10.0%	12.1%	12.4%
% of FP17s for the same patient ID Re-attending within 3 months - Adults	1	14	7.1%	14.6%	15.9%	16.6%
% of FP17s for the same patient ID Re-attending between 3 & 9 months - Children	192	519	37.0%	60.9%	58.6%	57.5%
% of FP17s for the same patient ID Re-attending between 3 & 9 months - Adults	6	14	42.9%	53.4%	51.5%	50.4%
% of FP17s for Band 1 Urgent Courses	2	231	0.9%	7.3%	8.0%	9.1%
% of FP17s Relating to Free Repair or Replacements	0	231	0.0%	0.8%	0.8%	0.8%
% of FP17s Relating to Continuations	6	231	2.6%	1.3%	1.2%	1.3%
% of Patients satisfied with the dentistry they have received	1	1	N/A	92.4%	92.8%	92.7%
% of Patients satisfied with the time they had to wait for an appointment	1	1	N/A	88.8%	89.2%	88.8%

* This is based on patients treated on this contract for their most recent course of treatment. Figures in italics indicate the base number of FP17s or Patient Questionnaire responses are less than 100. N/A is shown where the base number of responses is less than 10 during the period. % is calculated as Quantity/Base number*100

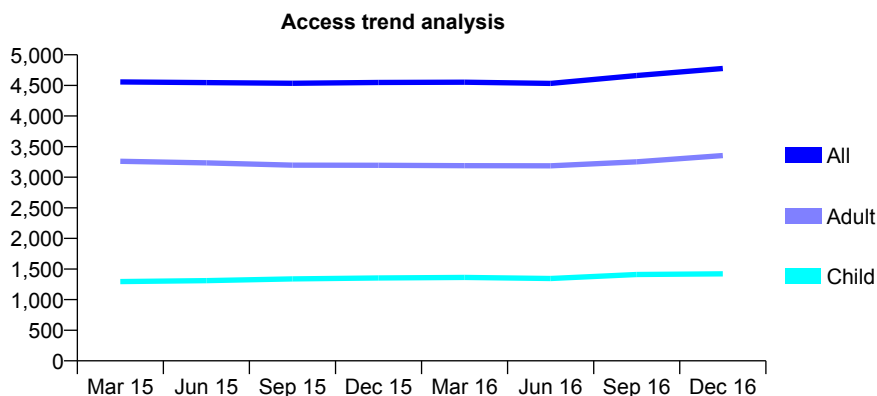
Q59 - Vital Signs At a Glance Contract Report for 153370/0001 - December 2016

Name or company name	Mrs K Attwall and Miss K Sadhra
Contract type name	GDS Contract
Purpose of contract	General and Orthodontic
Contract start date	01/04/2009
Contract end date	

16/17 Contracted general activity (UDA)	14,588
Carry forward general activity (UDA)	337
16/17 Contracted orthodontic activity (UOA)	273
Carry forward orthodontic activity (UOA)	0
Baseline contract value	£371,540.49

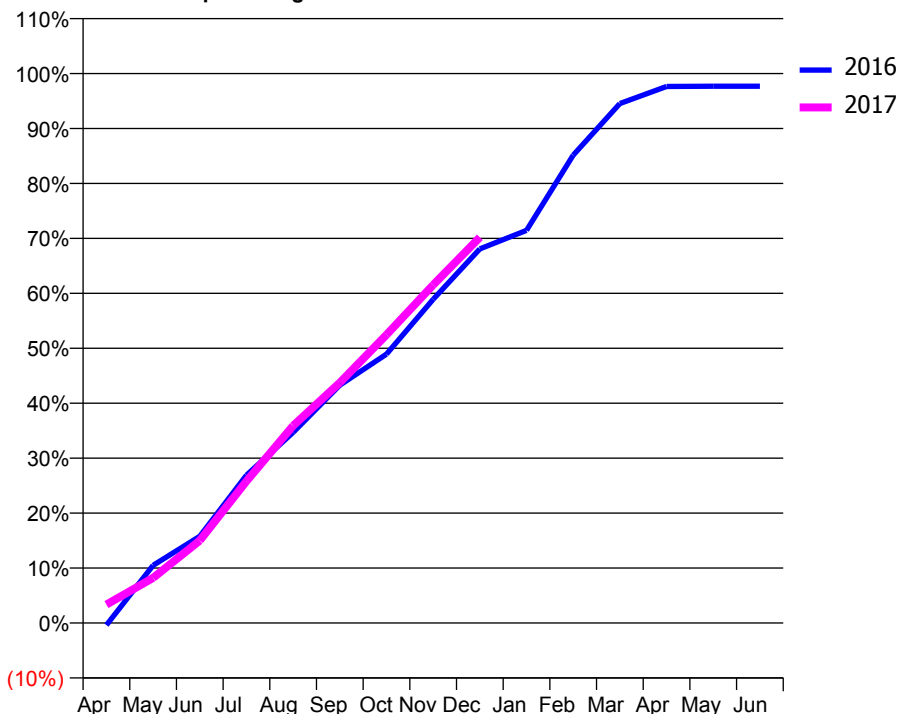
ACCESS*

Patients seen in 24 months	Total	Change since previous quarter
Quarter ending December 2015	4,548	
Quarter ending March 2016	4,552	→
Quarter ending June 2016	4,533	→
Quarter ending September 2016	4,662	↑
Quarter ending December 2016	4,776	↑
Variance since December 2015	5.0%	↑



ACTIVITY

Cumulative percentage of contracted UDA delivered 2016 & 2017



Month	Adjusted Scheduled Activity (UDA)	
	2016	2017
April	-57	491
May	1,531	1,200
June	2,303	2,189
July	3,925	3,766
August	5,061	5,236
September	6,313	6,381
October	7,140	7,653
November	8,594	8,977
December	9,931	10,241
January	10,424	
February	12,419	
March	13,790	
April	14,242	
May	14,251	
June	14,251	

QUALITY

	Quantity	Base Number	Contract	AT	Region	England
% of FP17s for the same patient ID Re-attending within 3 months - Children	157	1,742	9.0%	10.0%	12.1%	12.4%
% of FP17s for the same patient ID Re-attending within 3 months - Adults	598	3,940	15.2%	14.6%	15.9%	16.6%
% of FP17s for the same patient ID Re-attending between 3 & 9 months - Children	1,077	1,742	61.8%	60.9%	58.6%	57.5%
% of FP17s for the same patient ID Re-attending between 3 & 9 months - Adults	2,292	3,940	58.2%	53.4%	51.5%	50.4%
% of FP17s for Band 1 Urgent Courses	329	5,436	6.1%	7.3%	8.0%	9.1%
% of FP17s Relating to Free Repair or Replacements	41	5,436	0.8%	0.8%	0.8%	0.8%
% of FP17s Relating to Continuations	78	5,436	1.4%	1.3%	1.2%	1.3%
% of Patients satisfied with the dentistry they have received	5	5	N/A	92.4%	92.8%	92.7%
% of Patients satisfied with the time they had to wait for an appointment	5	5	N/A	88.8%	89.2%	88.8%

* This is based on patients treated on this contract for their most recent course of treatment. Figures in italics indicate the base number of FP17s or Patient Questionnaire responses are less than 100. N/A is shown where the base number of responses is less than 10 during the period. % is calculated as Quantity/Base number*100

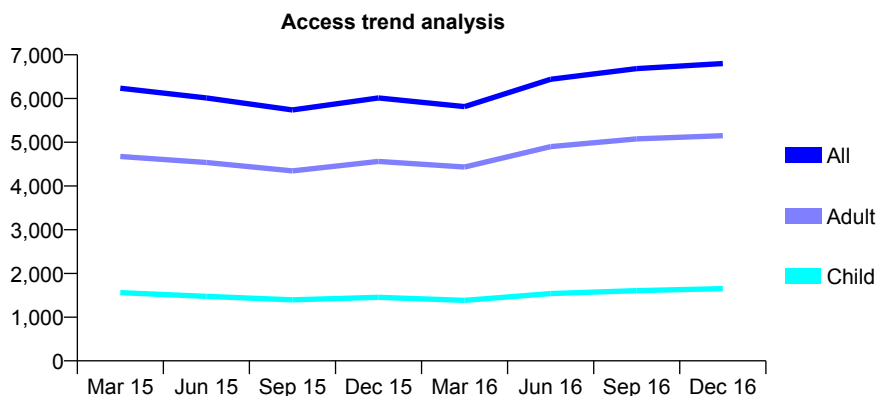
Q59 - Vital Signs At a Glance Contract Report for 153796/0002 - December 2016

Name or company name	Dr. Fizan Tahir Consultancy Ltd
Contract type name	GDS Contract
Purpose of contract	General
Contract start date	01/04/2013
Contract end date	

16/17 Contracted general activity (UDA)	21,200
Carry forward general activity (UDA)	0
16/17 Contracted orthodontic activity (UOA)	0
Carry forward orthodontic activity (UOA)	0
Baseline contract value	£569,276.71

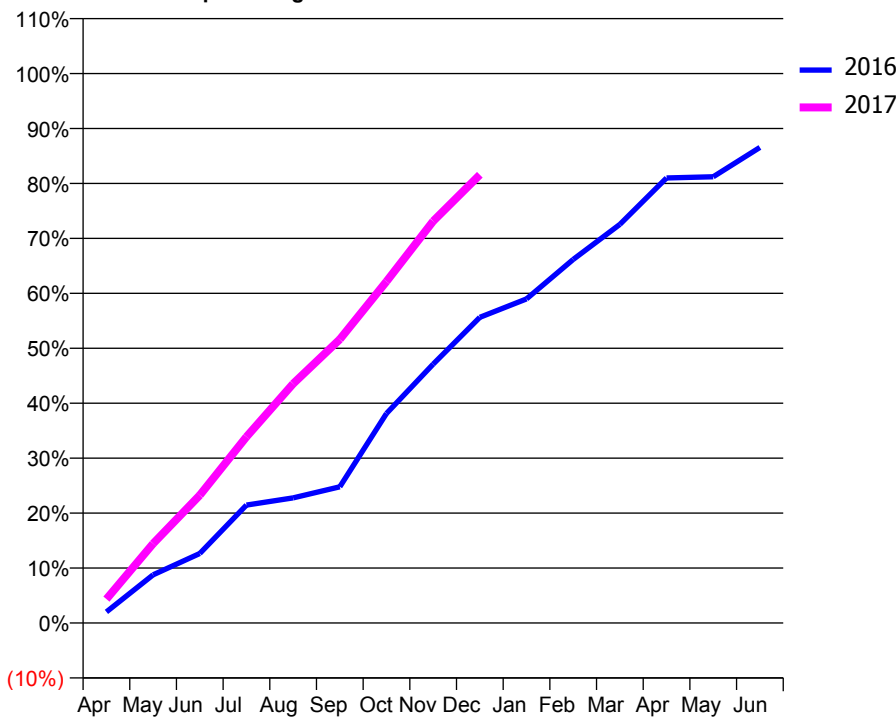
ACCESS*

Patients seen in 24 months	Total	Change since previous quarter
Quarter ending December 2015	6,012	
Quarter ending March 2016	5,815	↓
Quarter ending June 2016	6,439	↑
Quarter ending September 2016	6,684	↑
Quarter ending December 2016	6,801	→
Variance since December 2015	13.1%	↑



ACTIVITY

Cumulative percentage of contracted UDA delivered 2016 & 2017



Month	Adjusted Scheduled Activity (UDA)	
	2016	2017
April	432	923
May	1,862	3,061
June	2,681	4,933
July	4,552	7,183
August	4,826	9,230
September	5,255	10,945
October	8,083	13,177
November	9,986	15,506
December	11,795	17,294
January	12,505	
February	14,028	
March	15,378	
April	17,171	
May	17,215	
June	18,346	

QUALITY

	Quantity	Base Number	Contract	AT	Region	England
% of FP17s for the same patient ID Re-attending within 3 months - Children	249	2,022	12.3%	10.0%	12.1%	12.4%
% of FP17s for the same patient ID Re-attending within 3 months - Adults	919	5,388	17.1%	14.6%	15.9%	16.6%
% of FP17s for the same patient ID Re-attending between 3 & 9 months - Children	838	2,022	41.4%	60.9%	58.6%	57.5%
% of FP17s for the same patient ID Re-attending between 3 & 9 months - Adults	1,674	5,388	31.1%	53.4%	51.5%	50.4%
% of FP17s for Band 1 Urgent Courses	1,486	6,215	23.9%	7.3%	8.0%	9.1%
% of FP17s Relating to Free Repair or Replacements	45	6,215	0.7%	0.8%	0.8%	0.8%
% of FP17s Relating to Continuations	27	6,215	0.4%	1.3%	1.2%	1.3%
% of Patients satisfied with the dentistry they have received	5	6	N/A	92.4%	92.8%	92.7%
% of Patients satisfied with the time they had to wait for an appointment	6	6	N/A	88.8%	89.2%	88.8%

* This is based on patients treated on this contract for their most recent course of treatment. Figures in italics indicate the base number of FP17s or Patient Questionnaire responses are less than 100. N/A is shown where the base number of responses is less than 10 during the period. % is calculated as Quantity/Base number*100

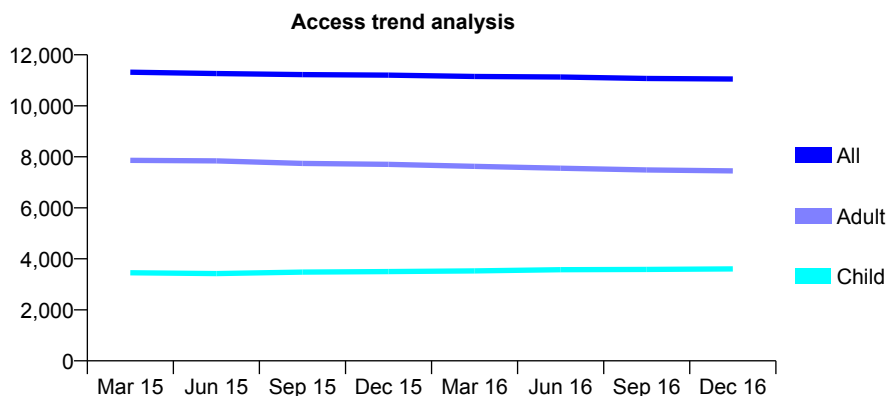
Q59 - Vital Signs At a Glance Contract Report for 153931/0001 - December 2016

Name or company name	Wong, Wallbuton, Eastwood, Ashraf & But
Contract type name	GDS Contract
Purpose of contract	General and Orthodontic
Contract start date	01/04/2006
Contract end date	

16/17 Contracted general activity (UDA)	29,000
Carry forward general activity (UDA)	0
16/17 Contracted orthodontic activity (UOA)	524
Carry forward orthodontic activity (UOA)	0
Baseline contract value	£674,033.24

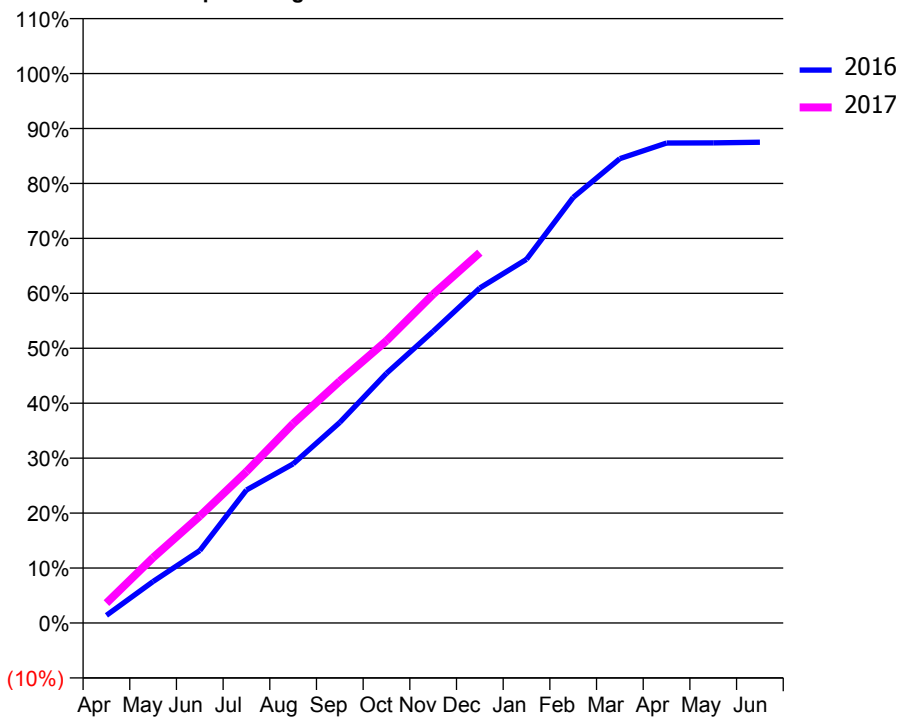
ACCESS*

Patients seen in 24 months	Total	Change since previous quarter
Quarter ending December 2015	11,202	
Quarter ending March 2016	11,152	→
Quarter ending June 2016	11,131	→
Quarter ending September 2016	11,070	→
Quarter ending December 2016	11,052	→
Variance since December 2015	(1.3%)	↓



ACTIVITY

Cumulative percentage of contracted UDA delivered 2016 & 2017



Month	Adjusted Scheduled Activity (UDA)	
	2016	2017
April	452	1,051
May	2,458	3,454
June	4,286	5,641
July	7,864	7,988
August	9,411	10,523
September	11,864	12,770
October	14,767	14,895
November	17,254	17,351
December	19,815	19,550
January	21,510	
February	25,170	
March	27,465	
April	28,387	
May	28,394	
June	28,436	

QUALITY

	Quantity	Base Number	Contract	AT	Region	England
% of FP17s for the same patient ID Re-attending within 3 months - Children	307	4,420	6.9%	10.0%	12.1%	12.4%
% of FP17s for the same patient ID Re-attending within 3 months - Adults	888	8,324	10.7%	14.6%	15.9%	16.6%
% of FP17s for the same patient ID Re-attending between 3 & 9 months - Children	3,055	4,420	69.1%	60.9%	58.6%	57.5%
% of FP17s for the same patient ID Re-attending between 3 & 9 months - Adults	5,190	8,324	62.3%	53.4%	51.5%	50.4%
% of FP17s for Band 1 Urgent Courses	514	11,330	4.5%	7.3%	8.0%	9.1%
% of FP17s Relating to Free Repair or Replacements	133	11,330	1.2%	0.8%	0.8%	0.8%
% of FP17s Relating to Continuations	100	11,330	0.9%	1.3%	1.2%	1.3%
% of Patients satisfied with the dentistry they have received	12	15	80.0%	92.4%	92.8%	92.7%
% of Patients satisfied with the time they had to wait for an appointment	13	15	86.7%	88.8%	89.2%	88.8%

* This is based on patients treated on this contract for their most recent course of treatment. Figures in italics indicate the base number of FP17s or Patient Questionnaire responses are less than 100. N/A is shown where the base number of responses is less than 10 during the period. % is calculated as Quantity/Base number*100

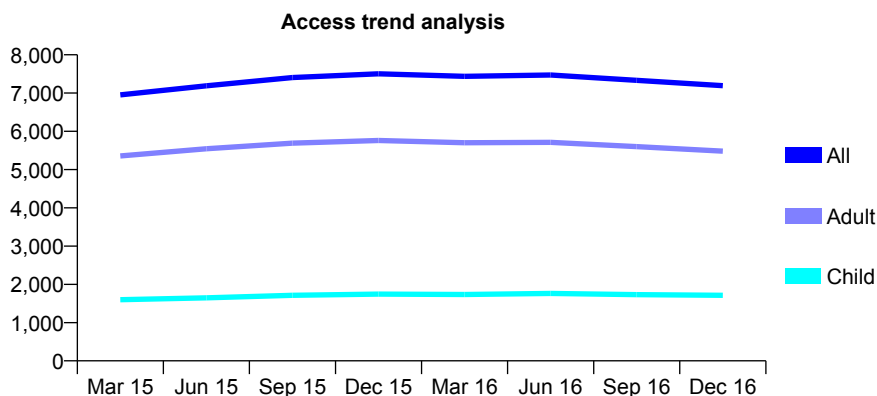
Q59 - Vital Signs At a Glance Contract Report for 156132/0001 - December 2016

Name or company name	S Lidder & S Chahal T/A Lutterworth DP
Contract type name	GDS Contract
Purpose of contract	General
Contract start date	01/08/2013
Contract end date	

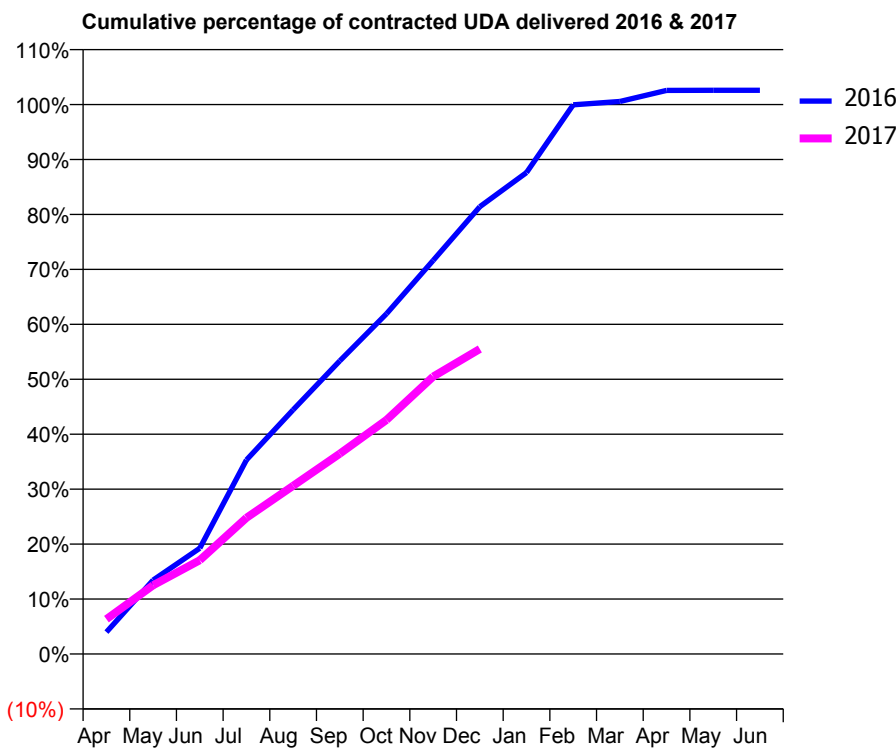
16/17 Contracted general activity (UDA)	21,326
Carry forward general activity (UDA)	-367
16/17 Contracted orthodontic activity (UOA)	0
Carry forward orthodontic activity (UOA)	0
Baseline contract value	£479,400.28

ACCESS*

Patients seen in 24 months	Total	Change since previous quarter
Quarter ending December 2015	7,504	
Quarter ending March 2016	7,436	→
Quarter ending June 2016	7,473	→
Quarter ending September 2016	7,331	↓
Quarter ending December 2016	7,193	↓
Variance since December 2015	(4.1%)	↓



ACTIVITY



Month	Adjusted Scheduled Activity (UDA)	
	2016	2017
April	732	1,355
May	2,465	2,669
June	3,527	3,642
July	6,474	5,285
August	8,144	6,527
September	9,775	7,775
October	11,348	9,087
November	13,127	10,765
December	14,920	11,839
January	16,058	
February	18,313	
March	18,428	
April	18,796	
May	18,800	
June	18,800	

QUALITY

	Quantity	Base Number	Contract	AT	Region	England
% of FP17s for the same patient ID Re-attending within 3 months - Children	120	1,978	6.1%	10.0%	12.1%	12.4%
% of FP17s for the same patient ID Re-attending within 3 months - Adults	738	5,108	14.4%	14.6%	15.9%	16.6%
% of FP17s for the same patient ID Re-attending between 3 & 9 months - Children	1,311	1,978	66.3%	60.9%	58.6%	57.5%
% of FP17s for the same patient ID Re-attending between 3 & 9 months - Adults	2,198	5,108	43.0%	53.4%	51.5%	50.4%
% of FP17s for Band 1 Urgent Courses	519	6,747	7.7%	7.3%	8.0%	9.1%
% of FP17s Relating to Free Repair or Replacements	74	6,747	1.1%	0.8%	0.8%	0.8%
% of FP17s Relating to Continuations	20	6,747	0.3%	1.3%	1.2%	1.3%
% of Patients satisfied with the dentistry they have received	10	10	100.0%	92.4%	92.8%	92.7%
% of Patients satisfied with the time they had to wait for an appointment	8	10	80.0%	88.8%	89.2%	88.8%

* This is based on patients treated on this contract for their most recent course of treatment. Figures in italics indicate the base number of FP17s or Patient Questionnaire responses are less than 100. N/A is shown where the base number of responses is less than 10 during the period. % is calculated as Quantity/Base number*100

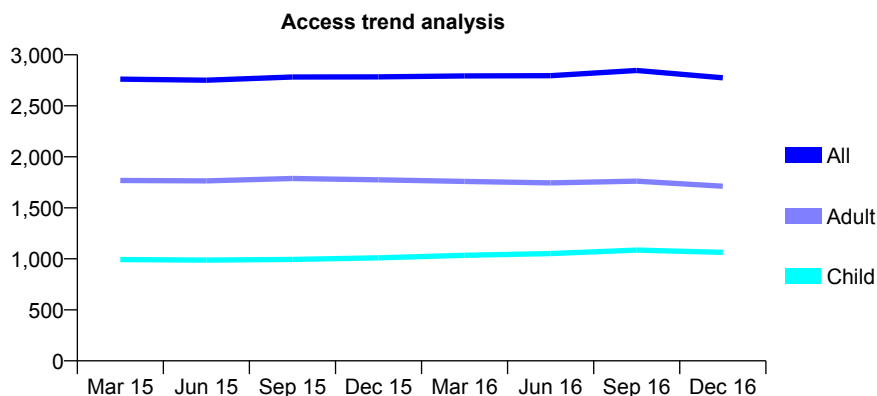
Q59 - Vital Signs At a Glance Contract Report for 157813/0001 - December 2016

Name or company name	H.S. Virdee (Home Farm) Ltd.
Contract type name	GDS Contract
Purpose of contract	General and Orthodontic
Contract start date	01/09/2009
Contract end date	

16/17 Contracted general activity (UDA)	8,401
Carry forward general activity (UDA)	-136
16/17 Contracted orthodontic activity (UOA)	125
Carry forward orthodontic activity (UOA)	0
Baseline contract value	£219,582.92

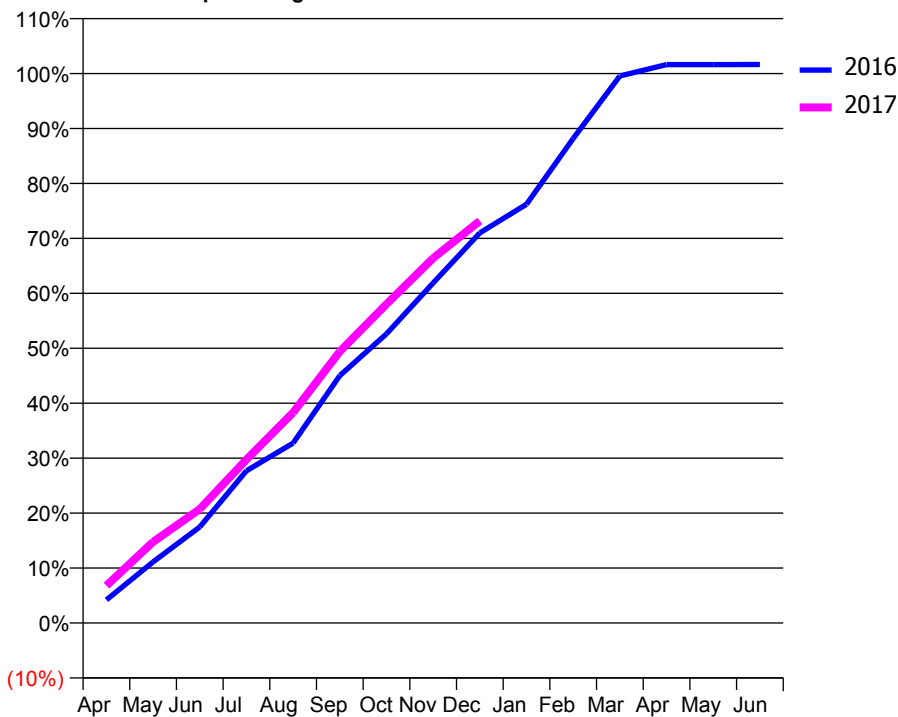
ACCESS*

Patients seen in 24 months	Total	Change since previous quarter
Quarter ending December 2015	2,784	
Quarter ending March 2016	2,793	→
Quarter ending June 2016	2,796	→
Quarter ending September 2016	2,847	→
Quarter ending December 2016	2,775	↓
Variance since December 2015	(0.3%)	→



ACTIVITY

Cumulative percentage of contracted UDA delivered 2016 & 2017



Month	Adjusted Scheduled Activity (UDA)	
	2016	2017
April	348	572
May	918	1,241
June	1,442	1,742
July	2,285	2,501
August	2,701	3,219
September	3,715	4,152
October	4,342	4,875
November	5,106	5,578
December	5,858	6,147
January	6,288	
February	7,276	
March	8,215	
April	8,384	
May	8,384	
June	8,387	

QUALITY

	Quantity	Base Number	Contract	AT	Region	England
% of FP17s for the same patient ID Re-attending within 3 months - Children	55	943	5.8%	10.0%	12.1%	12.4%
% of FP17s for the same patient ID Re-attending within 3 months - Adults	186	1,448	12.8%	14.6%	15.9%	16.6%
% of FP17s for the same patient ID Re-attending between 3 & 9 months - Children	430	943	45.6%	60.9%	58.6%	57.5%
% of FP17s for the same patient ID Re-attending between 3 & 9 months - Adults	654	1,448	45.2%	53.4%	51.5%	50.4%
% of FP17s for Band 1 Urgent Courses	75	1,969	3.8%	7.3%	8.0%	9.1%
% of FP17s Relating to Free Repair or Replacements	9	1,969	0.5%	0.8%	0.8%	0.8%
% of FP17s Relating to Continuations	42	1,969	2.1%	1.3%	1.2%	1.3%
% of Patients satisfied with the dentistry they have received	1	2	N/A	92.4%	92.8%	92.7%
% of Patients satisfied with the time they had to wait for an appointment	2	2	N/A	88.8%	89.2%	88.8%

* This is based on patients treated on this contract for their most recent course of treatment. Figures in italics indicate the base number of FP17s or Patient Questionnaire responses are less than 100. N/A is shown where the base number of responses is less than 10 during the period. % is calculated as Quantity/Base number*100

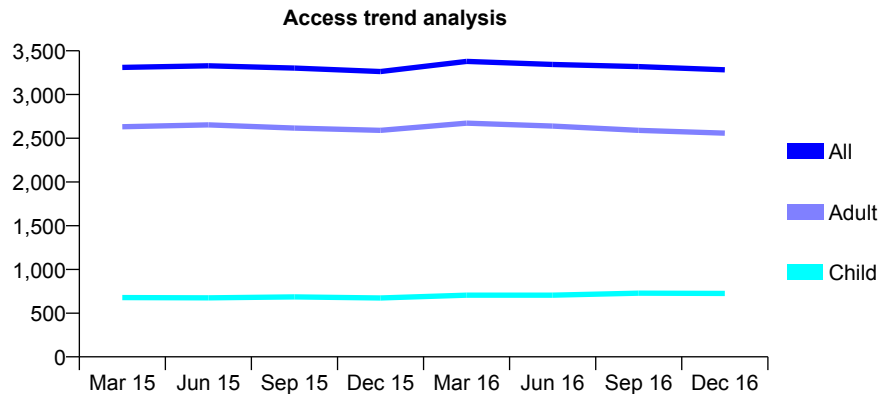
Q59 - Vital Signs At a Glance Contract Report for 159212/0001 - December 2016

Name or company name	J Ahmad, M Hallen, A Persson & A Alfreds
Contract type name	GDS Contract
Purpose of contract	General
Contract start date	05/10/2009
Contract end date	

16/17 Contracted general activity (UDA)	9,188
Carry forward general activity (UDA)	0
16/17 Contracted orthodontic activity (UOA)	0
Carry forward orthodontic activity (UOA)	0
Baseline contract value	£230,196.82

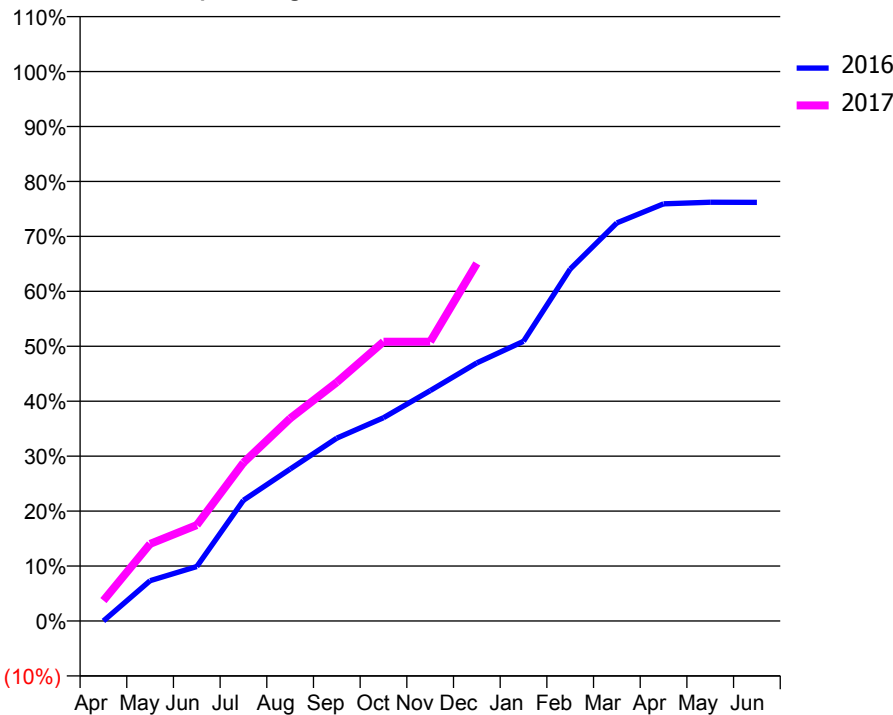
ACCESS*

Patients seen in 24 months	Total	Change since previous quarter
Quarter ending December 2015	3,263	
Quarter ending March 2016	3,378	↑
Quarter ending June 2016	3,344	↓
Quarter ending September 2016	3,319	→
Quarter ending December 2016	3,283	↓
Variance since December 2015	0.6%	→



ACTIVITY

Cumulative percentage of contracted UDA delivered 2016 & 2017



Month	Adjusted Scheduled Activity (UDA)	
	2016	2017
April	0	343
May	857	1,289
June	1,158	1,605
July	2,570	2,649
August	3,233	3,387
September	3,891	3,993
October	4,323	4,669
November	4,899	4,669
December	5,490	5,979
January	5,950	
February	7,486	
March	8,468	
April	8,874	
May	8,906	
June	8,905	

QUALITY

	Quantity	Base Number	Contract	AT	Region	England
% of FP17s for the same patient ID Re-attending within 3 months - Children	50	894	5.6%	10.0%	12.1%	12.4%
% of FP17s for the same patient ID Re-attending within 3 months - Adults	307	2,763	11.1%	14.6%	15.9%	16.6%
% of FP17s for the same patient ID Re-attending between 3 & 9 months - Children	573	894	64.1%	60.9%	58.6%	57.5%
% of FP17s for the same patient ID Re-attending between 3 & 9 months - Adults	1,757	2,763	63.6%	53.4%	51.5%	50.4%
% of FP17s for Band 1 Urgent Courses	138	3,409	4.0%	7.3%	8.0%	9.1%
% of FP17s Relating to Free Repair or Replacements	27	3,409	0.8%	0.8%	0.8%	0.8%
% of FP17s Relating to Continuations	52	3,409	1.5%	1.3%	1.2%	1.3%
% of Patients satisfied with the dentistry they have received	2	2	N/A	92.4%	92.8%	92.7%
% of Patients satisfied with the time they had to wait for an appointment	2	2	N/A	88.8%	89.2%	88.8%

* This is based on patients treated on this contract for their most recent course of treatment. Figures in italics indicate the base number of FP17s or Patient Questionnaire responses are less than 100. N/A is shown where the base number of responses is less than 10 during the period. % is calculated as Quantity/Base number*100

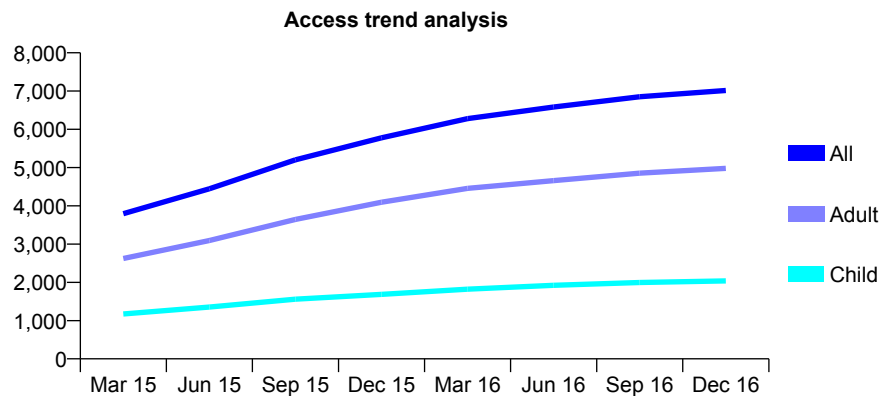
Q59 - Vital Signs At a Glance Contract Report for 160652/0001 - December 2016

Name or company name	Carillon Dental Care Limited
Contract type name	Pilot Contract
Purpose of contract	General
Contract start date	01/05/2014
Contract end date	

16/17 Contracted general activity (UDA)	21,417
Carry forward general activity (UDA)	0
16/17 Contracted orthodontic activity (UOA)	0
Carry forward orthodontic activity (UOA)	0
Baseline contract value	£548,639.43

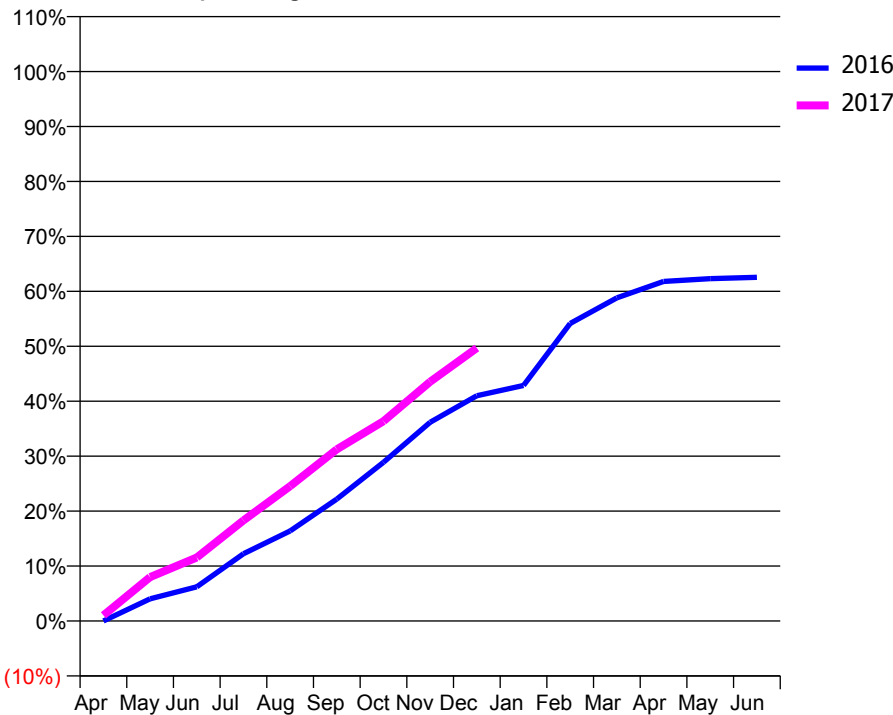
ACCESS*

Patients seen in 24 months	Total	Change since previous quarter
Quarter ending December 2015	5,778	
Quarter ending March 2016	6,279	↑
Quarter ending June 2016	6,582	↑
Quarter ending September 2016	6,851	↑
Quarter ending December 2016	7,016	↑
Variance since December 2015	21.4%	↑



ACTIVITY

Cumulative percentage of contracted UDA delivered 2016 & 2017



Month	Adjusted Scheduled Activity (UDA)	
	2016	2017
April	0	220
May	866	1,714
June	1,335	2,474
July	2,623	3,921
August	3,510	5,257
September	4,754	6,693
October	6,189	7,788
November	7,748	9,326
December	8,781	10,642
January	9,179	
February	11,596	
March	12,594	
April	13,233	
May	13,345	
June	13,396	

QUALITY

	Quantity	Base Number	Contract	AT	Region	England
% of FP17s for the same patient ID Re-attending within 3 months - Children	104	1,867	5.6%	10.0%	12.1%	12.4%
% of FP17s for the same patient ID Re-attending within 3 months - Adults	420	3,705	11.3%	14.6%	15.9%	16.6%
% of FP17s for the same patient ID Re-attending between 3 & 9 months - Children	862	1,867	46.2%	60.9%	58.6%	57.5%
% of FP17s for the same patient ID Re-attending between 3 & 9 months - Adults	1,094	3,705	29.5%	53.4%	51.5%	50.4%
% of FP17s for Band 1 Urgent Courses	201	5,043	4.0%	7.3%	8.0%	9.1%
% of FP17s Relating to Free Repair or Replacements	33	5,043	0.7%	0.8%	0.8%	0.8%
% of FP17s Relating to Continuations	34	5,043	0.7%	1.3%	1.2%	1.3%
% of Patients satisfied with the dentistry they have received	3	3	N/A	92.4%	92.8%	92.7%
% of Patients satisfied with the time they had to wait for an appointment	3	3	N/A	88.8%	89.2%	88.8%

* This is based on patients treated on this contract for their most recent course of treatment. Figures in italics indicate the base number of FP17s or Patient Questionnaire responses are less than 100. N/A is shown where the base number of responses is less than 10 during the period. % is calculated as Quantity/Base number*100

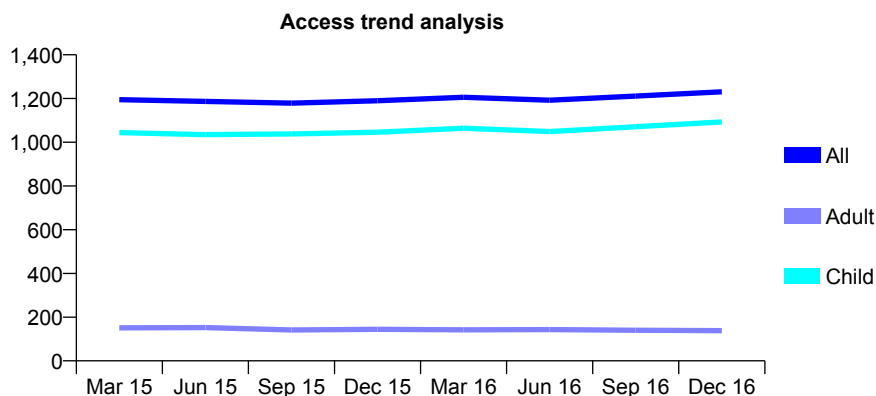
Q59 - Vital Signs At a Glance Contract Report for 161047/0001 - December 2016

Name or company name	Mr M Koria & Mrs S Moncur
Contract type name	GDS Contract
Purpose of contract	General
Contract start date	01/05/2012
Contract end date	

16/17 Contracted general activity (UDA)	2,950
Carry forward general activity (UDA)	69
16/17 Contracted orthodontic activity (UOA)	0
Carry forward orthodontic activity (UOA)	0
Baseline contract value	£67,968.40

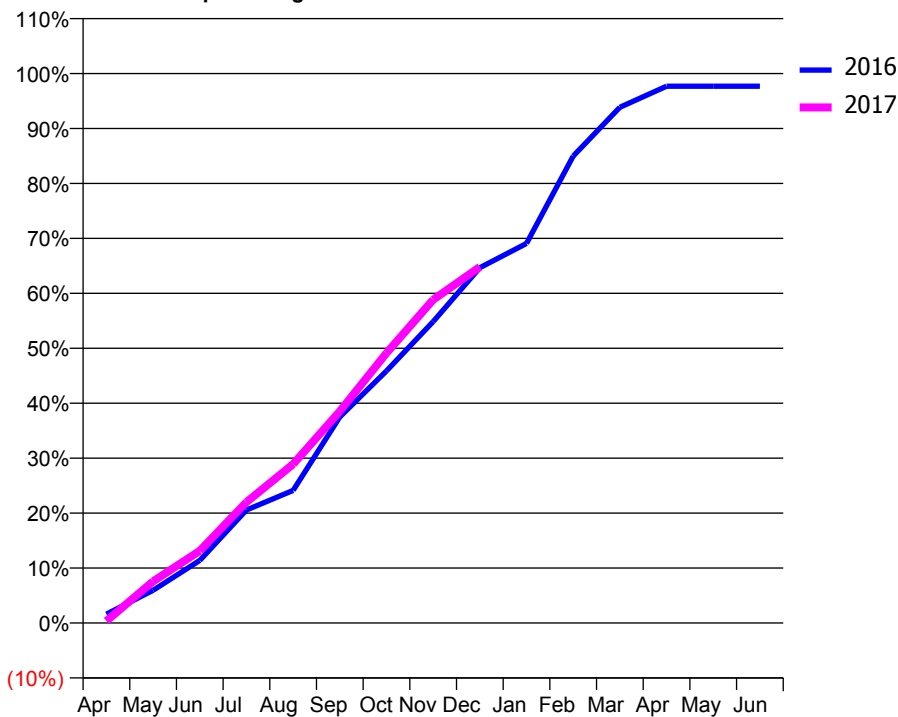
ACCESS*

Patients seen in 24 months	Total	Change since previous quarter
Quarter ending December 2015	1,190	
Quarter ending March 2016	1,206	→
Quarter ending June 2016	1,192	↓
Quarter ending September 2016	1,211	→
Quarter ending December 2016	1,231	→
Variance since December 2015	3.4%	↑



ACTIVITY

Cumulative percentage of contracted UDA delivered 2016 & 2017



Month	Adjusted Scheduled Activity (UDA)	
	2016	2017
April	47	11
May	175	223
June	336	387
July	607	649
August	712	853
September	1,106	1,136
October	1,353	1,449
November	1,618	1,736
December	1,908	1,912
January	2,037	
February	2,507	
March	2,769	
April	2,881	
May	2,881	
June	2,881	

QUALITY

	Quantity	Base Number	Contract	AT	Region	England
% of FP17s for the same patient ID Re-attending within 3 months - Children	98	1,316	7.4%	10.0%	12.1%	12.4%
% of FP17s for the same patient ID Re-attending within 3 months - Adults	3	49	6.1%	14.6%	15.9%	16.6%
% of FP17s for the same patient ID Re-attending between 3 & 9 months - Children	887	1,316	67.4%	60.9%	58.6%	57.5%
% of FP17s for the same patient ID Re-attending between 3 & 9 months - Adults	37	49	75.5%	53.4%	51.5%	50.4%
% of FP17s for Band 1 Urgent Courses	54	1,302	4.1%	7.3%	8.0%	9.1%
% of FP17s Relating to Free Repair or Replacements	0	1,302	0.0%	0.8%	0.8%	0.8%
% of FP17s Relating to Continuations	12	1,302	0.9%	1.3%	1.2%	1.3%
% of Patients satisfied with the dentistry they have received	1	1	N/A	92.4%	92.8%	92.7%
% of Patients satisfied with the time they had to wait for an appointment	1	1	N/A	88.8%	89.2%	88.8%

* This is based on patients treated on this contract for their most recent course of treatment. Figures in italics indicate the base number of FP17s or Patient Questionnaire responses are less than 100. N/A is shown where the base number of responses is less than 10 during the period. % is calculated as Quantity/Base number*100

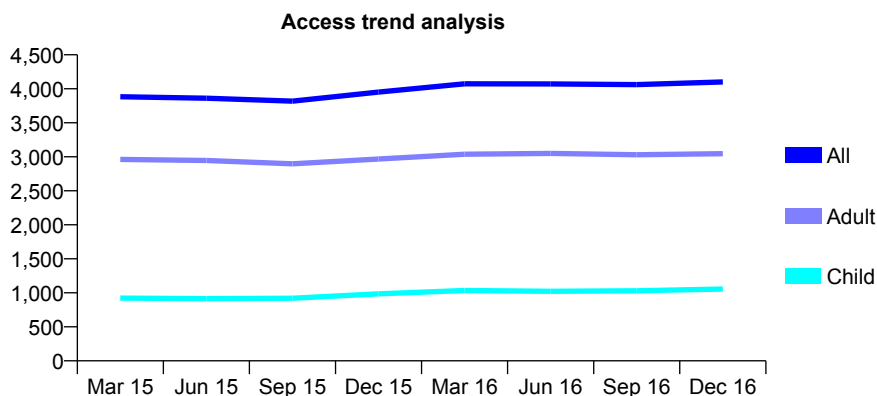
Q59 - Vital Signs At a Glance Contract Report for 161489/0001 - December 2016

Name or company name	Olive Tree Dental Practice Limited
Contract type name	GDS Contract
Purpose of contract	General
Contract start date	14/02/2012
Contract end date	

16/17 Contracted general activity (UDA)	12,260
Carry forward general activity (UDA)	340
16/17 Contracted orthodontic activity (UOA)	0
Carry forward orthodontic activity (UOA)	0
Baseline contract value	£255,827.28

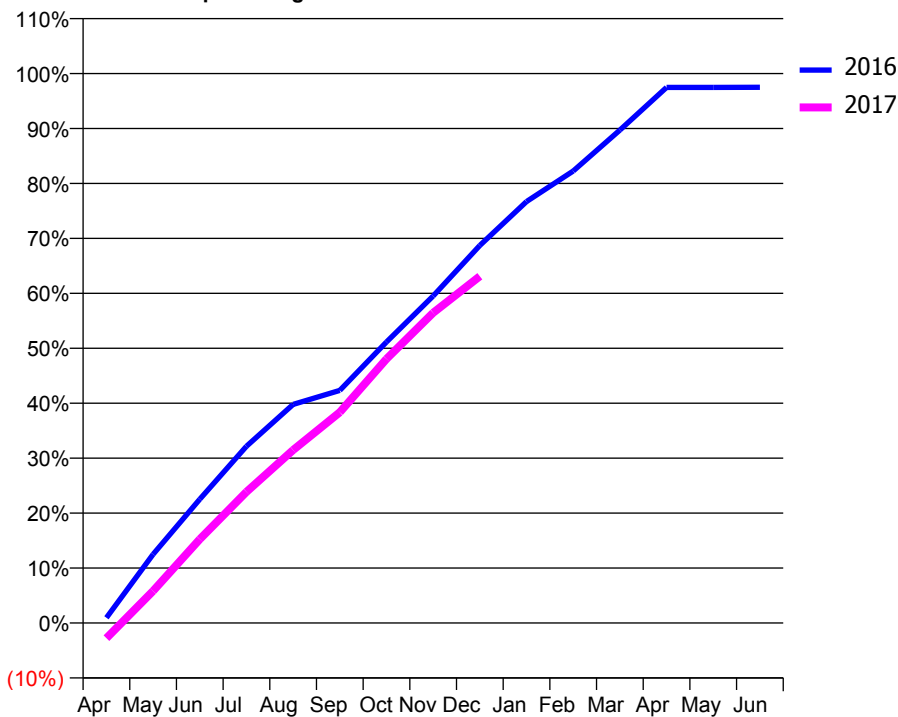
ACCESS*

Patients seen in 24 months	Total	Change since previous quarter
Quarter ending December 2015	3,952	
Quarter ending March 2016	4,073	↑
Quarter ending June 2016	4,072	→
Quarter ending September 2016	4,062	→
Quarter ending December 2016	4,101	→
Variance since December 2015	3.8%	↑



ACTIVITY

Cumulative percentage of contracted UDA delivered 2016 & 2017



Month	Adjusted Scheduled Activity (UDA)	
	2016	2017
April	131	-340
May	1,689	714
June	3,044	1,871
July	4,345	2,926
August	5,374	3,861
September	5,719	4,701
October	6,911	5,892
November	8,041	6,922
December	9,282	7,736
January	10,361	
February	11,113	
March	12,120	
April	13,169	
May	13,169	
June	13,170	

QUALITY

	Quantity	Base Number	Contract	AT	Region	England
% of FP17s for the same patient ID Re-attending within 3 months - Children	77	1,112	6.9%	10.0%	12.1%	12.4%
% of FP17s for the same patient ID Re-attending within 3 months - Adults	500	3,527	14.2%	14.6%	15.9%	16.6%
% of FP17s for the same patient ID Re-attending between 3 & 9 months - Children	660	1,112	59.4%	60.9%	58.6%	57.5%
% of FP17s for the same patient ID Re-attending between 3 & 9 months - Adults	2,154	3,527	61.1%	53.4%	51.5%	50.4%
% of FP17s for Band 1 Urgent Courses	164	4,116	4.0%	7.3%	8.0%	9.1%
% of FP17s Relating to Free Repair or Replacements	69	4,116	1.7%	0.8%	0.8%	0.8%
% of FP17s Relating to Continuations	72	4,116	1.7%	1.3%	1.2%	1.3%
% of Patients satisfied with the dentistry they have received	6	8	N/A	92.4%	92.8%	92.7%
% of Patients satisfied with the time they had to wait for an appointment	7	8	N/A	88.8%	89.2%	88.8%

* This is based on patients treated on this contract for their most recent course of treatment. Figures in italics indicate the base number of FP17s or Patient Questionnaire responses are less than 100. N/A is shown where the base number of responses is less than 10 during the period. % is calculated as Quantity/Base number*100

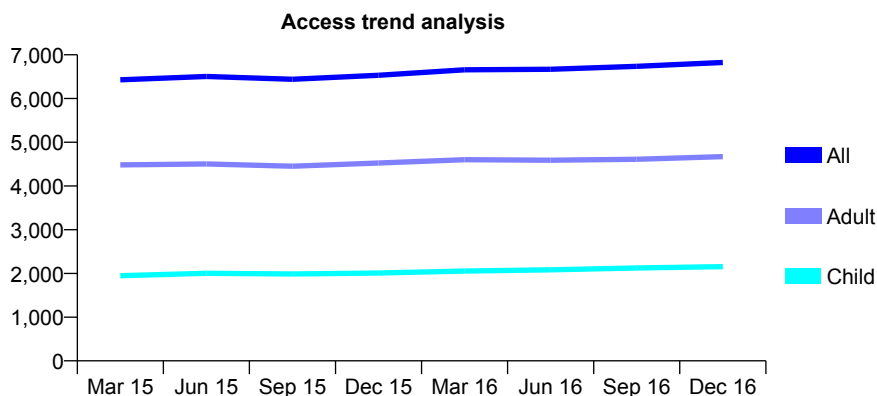
Q59 - Vital Signs At a Glance Contract Report for 162078/0001 - December 2016

Name or company name	Dr Hindocha Ltd.
Contract type name	GDS Contract
Purpose of contract	General
Contract start date	01/05/2007
Contract end date	

16/17 Contracted general activity (UDA)	17,589
Carry forward general activity (UDA)	367
16/17 Contracted orthodontic activity (UOA)	0
Carry forward orthodontic activity (UOA)	0
Baseline contract value	£447,373.35

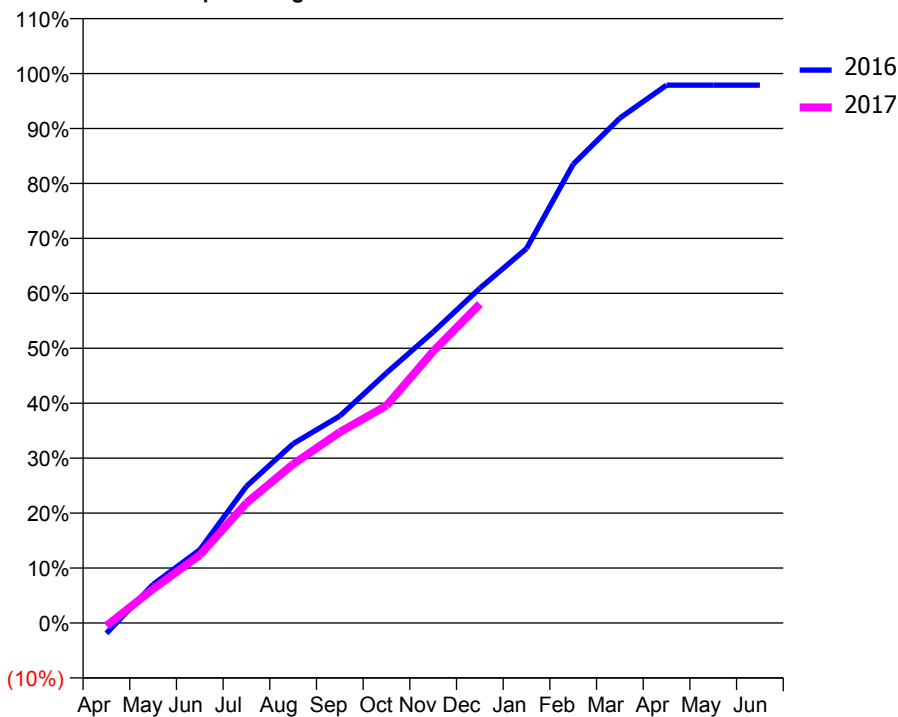
ACCESS*

Patients seen in 24 months	Total	Change since previous quarter
Quarter ending December 2015	6,533	
Quarter ending March 2016	6,656	→
Quarter ending June 2016	6,670	→
Quarter ending September 2016	6,735	→
Quarter ending December 2016	6,826	→
Variance since December 2015	4.5%	↑



ACTIVITY

Cumulative percentage of contracted UDA delivered 2016 & 2017



Month	Adjusted Scheduled Activity (UDA)	
	2016	2017
April	-329	-91
May	1,214	1,092
June	2,304	2,175
July	4,301	3,843
August	5,642	5,084
September	6,512	6,112
October	7,869	6,960
November	9,155	8,696
December	10,532	10,213
January	11,782	
February	14,433	
March	15,886	
April	16,922	
May	16,922	
June	16,922	

QUALITY

	Quantity	Base Number	Contract	AT	Region	England
% of FP17s for the same patient ID Re-attending within 3 months - Children	95	1,422	6.7%	10.0%	12.1%	12.4%
% of FP17s for the same patient ID Re-attending within 3 months - Adults	449	3,137	14.3%	14.6%	15.9%	16.6%
% of FP17s for the same patient ID Re-attending between 3 & 9 months - Children	409	1,422	28.8%	60.9%	58.6%	57.5%
% of FP17s for the same patient ID Re-attending between 3 & 9 months - Adults	881	3,137	28.1%	53.4%	51.5%	50.4%
% of FP17s for Band 1 Urgent Courses	572	4,182	13.7%	7.3%	8.0%	9.1%
% of FP17s Relating to Free Repair or Replacements	47	4,182	1.1%	0.8%	0.8%	0.8%
% of FP17s Relating to Continuations	49	4,182	1.2%	1.3%	1.2%	1.3%
% of Patients satisfied with the dentistry they have received	3	3	N/A	92.4%	92.8%	92.7%
% of Patients satisfied with the time they had to wait for an appointment	2	3	N/A	88.8%	89.2%	88.8%

* This is based on patients treated on this contract for their most recent course of treatment. Figures in italics indicate the base number of FP17s or Patient Questionnaire responses are less than 100. N/A is shown where the base number of responses is less than 10 during the period. % is calculated as Quantity/Base number*100

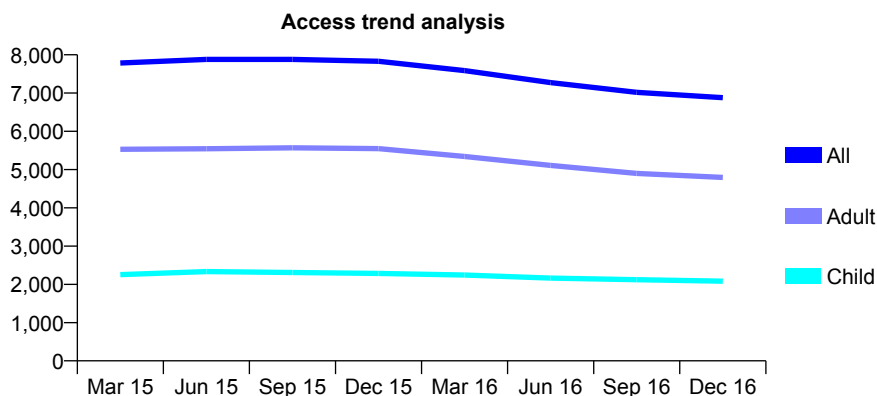
Q59 - Vital Signs At a Glance Contract Report for 162078/0002 - December 2016

Name or company name	Dr Hindocha Ltd.
Contract type name	GDS Contract
Purpose of contract	General
Contract start date	01/05/2007
Contract end date	

16/17 Contracted general activity (UDA)	19,576
Carry forward general activity (UDA)	709
16/17 Contracted orthodontic activity (UOA)	0
Carry forward orthodontic activity (UOA)	0
Baseline contract value	£507,132.41

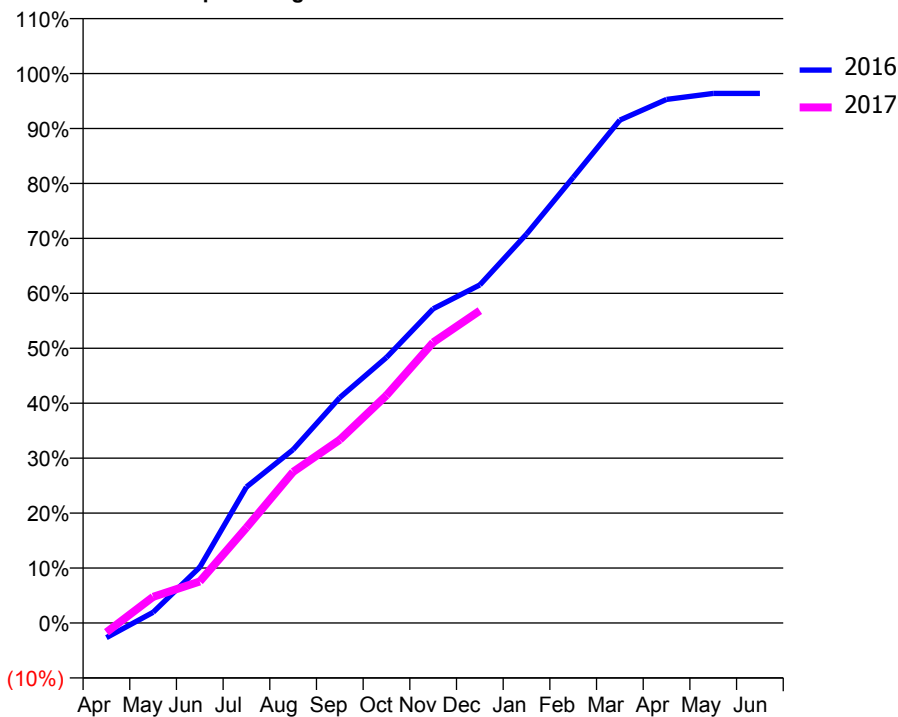
ACCESS*

Patients seen in 24 months	Total	Change since previous quarter
Quarter ending December 2015	7,832	
Quarter ending March 2016	7,586	↓
Quarter ending June 2016	7,274	↓
Quarter ending September 2016	7,020	↓
Quarter ending December 2016	6,879	↓
Variance since December 2015	(12.2%)	↓



ACTIVITY

Cumulative percentage of contracted UDA delivered 2016 & 2017



Month	Adjusted Scheduled Activity (UDA)	
	2016	2017
April	-525	-337
May	385	933
June	1,993	1,481
July	4,861	3,399
August	6,196	5,387
September	8,051	6,529
October	9,485	8,110
November	11,223	9,999
December	12,077	11,130
January	13,890	
February	15,914	
March	17,961	
April	18,703	
May	18,917	
June	18,917	

QUALITY

	Quantity	Base Number	Contract	AT	Region	England
% of FP17s for the same patient ID Re-attending within 3 months - Children	143	1,568	9.1%	10.0%	12.1%	12.4%
% of FP17s for the same patient ID Re-attending within 3 months - Adults	592	3,605	16.4%	14.6%	15.9%	16.6%
% of FP17s for the same patient ID Re-attending between 3 & 9 months - Children	641	1,568	40.9%	60.9%	58.6%	57.5%
% of FP17s for the same patient ID Re-attending between 3 & 9 months - Adults	1,286	3,605	35.7%	53.4%	51.5%	50.4%
% of FP17s for Band 1 Urgent Courses	971	4,755	20.4%	7.3%	8.0%	9.1%
% of FP17s Relating to Free Repair or Replacements	29	4,755	0.6%	0.8%	0.8%	0.8%
% of FP17s Relating to Continuations	80	4,755	1.7%	1.3%	1.2%	1.3%
% of Patients satisfied with the dentistry they have received	8	8	N/A	92.4%	92.8%	92.7%
% of Patients satisfied with the time they had to wait for an appointment	6	8	N/A	88.8%	89.2%	88.8%

* This is based on patients treated on this contract for their most recent course of treatment. Figures in italics indicate the base number of FP17s or Patient Questionnaire responses are less than 100. N/A is shown where the base number of responses is less than 10 during the period. % is calculated as Quantity/Base number*100

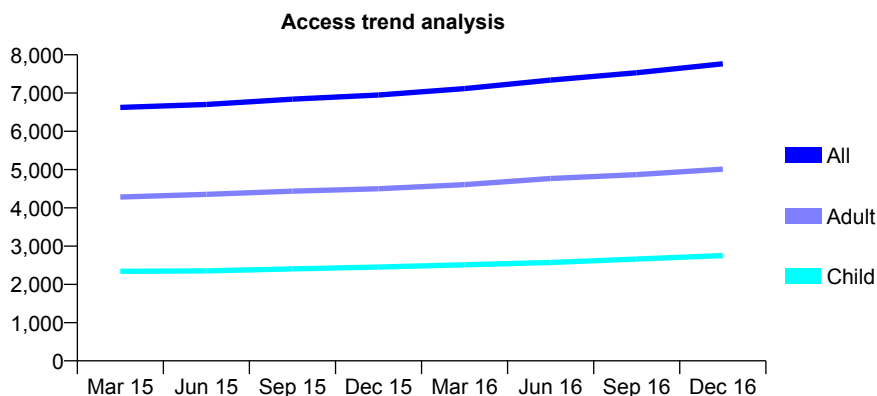
Q59 - Vital Signs At a Glance Contract Report for 162078/0003 - December 2016

Name or company name	Dr Hindocha Ltd.
Contract type name	GDS Contract
Purpose of contract	General
Contract start date	01/05/2007
Contract end date	

16/17 Contracted general activity (UDA)	21,411
Carry forward general activity (UDA)	-367
16/17 Contracted orthodontic activity (UOA)	0
Carry forward orthodontic activity (UOA)	0
Baseline contract value	£542,464.20

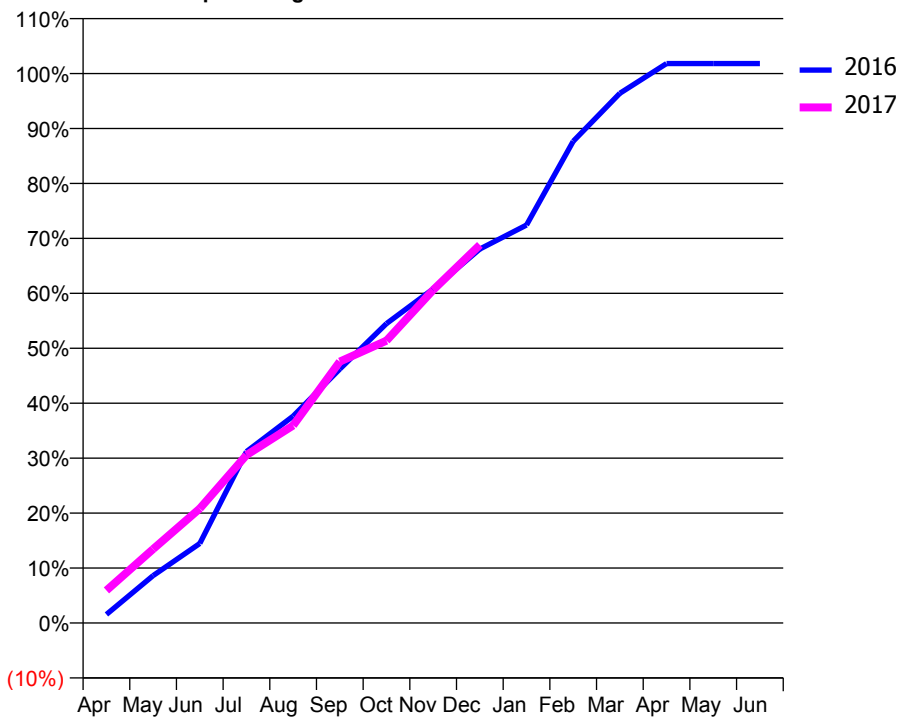
ACCESS*

Patients seen in 24 months	Total	Change since previous quarter
Quarter ending December 2015	6,949	
Quarter ending March 2016	7,117	↑
Quarter ending June 2016	7,339	↑
Quarter ending September 2016	7,530	↑
Quarter ending December 2016	7,763	↑
Variance since December 2015	11.7%	↑



ACTIVITY

Cumulative percentage of contracted UDA delivered 2016 & 2017



Month	Adjusted Scheduled Activity (UDA)	
	2016	2017
April	319	1,272
May	1,750	2,881
June	2,941	4,462
July	6,334	6,546
August	7,645	7,698
September	9,386	10,187
October	11,068	11,001
November	12,351	12,975
December	13,821	14,731
January	14,710	
February	17,804	
March	19,580	
April	20,677	
May	20,678	
June	20,678	

QUALITY

	Quantity	Base Number	Contract	AT	Region	England
% of FP17s for the same patient ID Re-attending within 3 months - Children	181	2,334	7.8%	10.0%	12.1%	12.4%
% of FP17s for the same patient ID Re-attending within 3 months - Adults	939	4,378	21.4%	14.6%	15.9%	16.6%
% of FP17s for the same patient ID Re-attending between 3 & 9 months - Children	851	2,334	36.5%	60.9%	58.6%	57.5%
% of FP17s for the same patient ID Re-attending between 3 & 9 months - Adults	1,275	4,378	29.1%	53.4%	51.5%	50.4%
% of FP17s for Band 1 Urgent Courses	867	6,261	13.8%	7.3%	8.0%	9.1%
% of FP17s Relating to Free Repair or Replacements	140	6,261	2.2%	0.8%	0.8%	0.8%
% of FP17s Relating to Continuations	49	6,261	0.8%	1.3%	1.2%	1.3%
% of Patients satisfied with the dentistry they have received	7	7	N/A	92.4%	92.8%	92.7%
% of Patients satisfied with the time they had to wait for an appointment	6	7	N/A	88.8%	89.2%	88.8%

* This is based on patients treated on this contract for their most recent course of treatment. Figures in italics indicate the base number of FP17s or Patient Questionnaire responses are less than 100. N/A is shown where the base number of responses is less than 10 during the period. % is calculated as Quantity/Base number*100

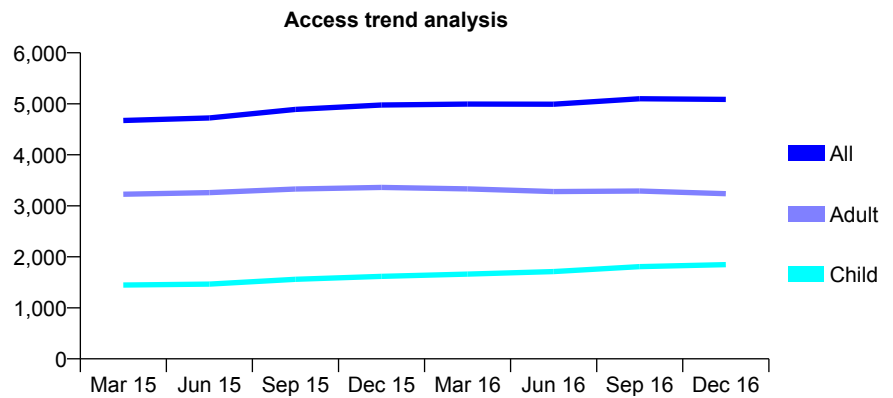
Q59 - Vital Signs At a Glance Contract Report for 162078/0004 - December 2016

Name or company name	Dr Hindocha Ltd.
Contract type name	GDS Contract
Purpose of contract	General
Contract start date	01/05/2007
Contract end date	

16/17 Contracted general activity (UDA)	12,836
Carry forward general activity (UDA)	100
16/17 Contracted orthodontic activity (UOA)	0
Carry forward orthodontic activity (UOA)	0
Baseline contract value	£300,692.72

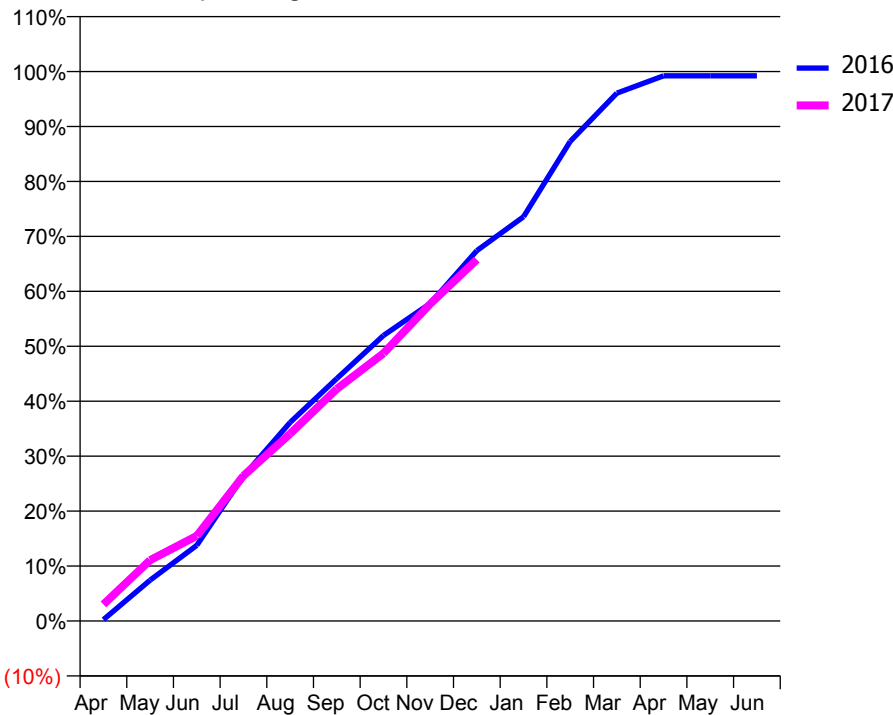
ACCESS*

Patients seen in 24 months	Total	Change since previous quarter
Quarter ending December 2015	4,977	
Quarter ending March 2016	4,995	→
Quarter ending June 2016	4,992	→
Quarter ending September 2016	5,100	↑
Quarter ending December 2016	5,086	→
Variance since December 2015	2.2%	↑



ACTIVITY

Cumulative percentage of contracted UDA delivered 2016 & 2017



Month	Adjusted Scheduled Activity (UDA)	
	2016	2017
April	31	388
May	934	1,423
June	1,725	1,989
July	3,309	3,393
August	4,531	4,376
September	5,533	5,423
October	6,514	6,253
November	7,244	7,407
December	8,449	8,443
January	9,222	
February	10,940	
March	12,043	
April	12,436	
May	12,436	
June	12,436	

QUALITY

	Quantity	Base Number	Contract	AT	Region	England
% of FP17s for the same patient ID Re-attending within 3 months - Children	137	1,558	8.8%	10.0%	12.1%	12.4%
% of FP17s for the same patient ID Re-attending within 3 months - Adults	382	2,449	15.6%	14.6%	15.9%	16.6%
% of FP17s for the same patient ID Re-attending between 3 & 9 months - Children	502	1,558	32.2%	60.9%	58.6%	57.5%
% of FP17s for the same patient ID Re-attending between 3 & 9 months - Adults	762	2,449	31.1%	53.4%	51.5%	50.4%
% of FP17s for Band 1 Urgent Courses	417	3,846	10.8%	7.3%	8.0%	9.1%
% of FP17s Relating to Free Repair or Replacements	84	3,846	2.2%	0.8%	0.8%	0.8%
% of FP17s Relating to Continuations	77	3,846	2.0%	1.3%	1.2%	1.3%
% of Patients satisfied with the dentistry they have received	1	1	N/A	92.4%	92.8%	92.7%
% of Patients satisfied with the time they had to wait for an appointment	1	1	N/A	88.8%	89.2%	88.8%

* This is based on patients treated on this contract for their most recent course of treatment. Figures in italics indicate the base number of FP17s or Patient Questionnaire responses are less than 100. N/A is shown where the base number of responses is less than 10 during the period. % is calculated as Quantity/Base number*100

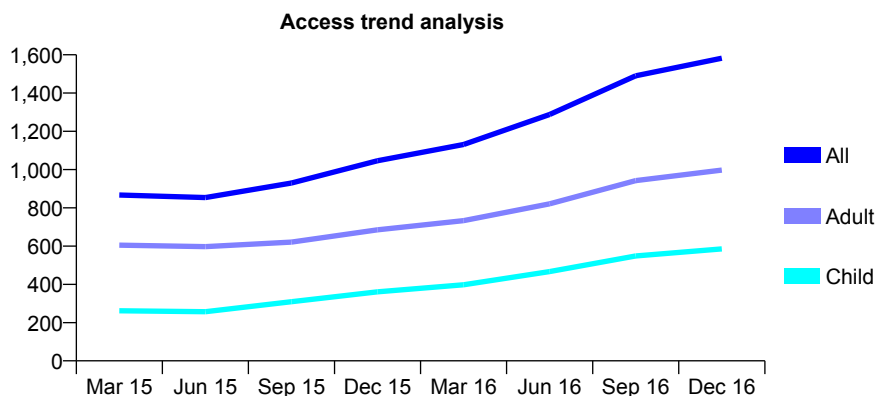
Q59 - Vital Signs At a Glance Contract Report for 162078/0008 - December 2016

Name or company name	Dr Hindocha Ltd.
Contract type name	PDS Plus Contract
Purpose of contract	General
Contract start date	24/01/2011
Contract end date	28/02/2017

16/17 Contracted general activity (UDA)	3,438
Carry forward general activity (UDA)	0
16/17 Contracted orthodontic activity (UOA)	0
Carry forward orthodontic activity (UOA)	0
Baseline contract value	£44,722.53

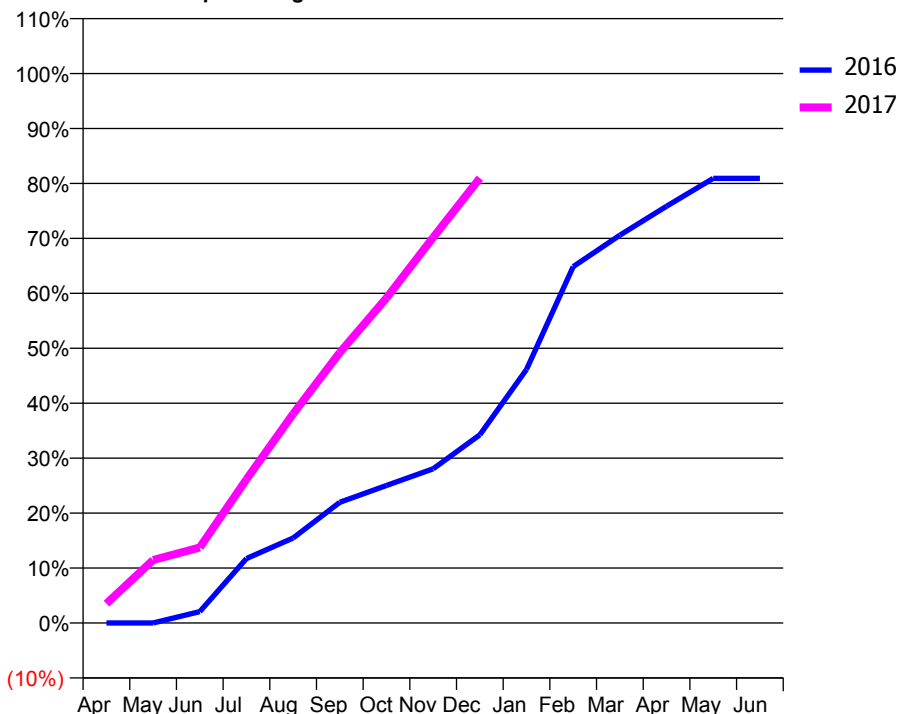
ACCESS*

Patients seen in 24 months	Total	Change since previous quarter
Quarter ending December 2015	1,046	
Quarter ending March 2016	1,131	↑
Quarter ending June 2016	1,288	↑
Quarter ending September 2016	1,490	↑
Quarter ending December 2016	1,582	↑
Variance since December 2015	51.2%	↑



ACTIVITY

Cumulative percentage of contracted UDA delivered 2016 & 2017



Month	Adjusted Scheduled Activity (UDA)	
	2016	2017
April	0	121
May	0	394
June	78	473
July	440	899
August	580	1,309
September	824	1,692
October	938	2,033
November	1,052	2,412
December	1,285	2,784
January	1,730	
February	2,432	
March	2,647	
April	2,845	
May	3,035	
June	3,035	

QUALITY

	Quantity	Base Number	Contract	AT	Region	England
% of FP17s for the same patient ID Re-attending within 3 months - Children	26	466	5.6%	10.0%	12.1%	12.4%
% of FP17s for the same patient ID Re-attending within 3 months - Adults	72	708	10.2%	14.6%	15.9%	16.6%
% of FP17s for the same patient ID Re-attending between 3 & 9 months - Children	70	466	15.0%	60.9%	58.6%	57.5%
% of FP17s for the same patient ID Re-attending between 3 & 9 months - Adults	64	708	9.0%	53.4%	51.5%	50.4%
% of FP17s for Band 1 Urgent Courses	174	1,039	16.7%	7.3%	8.0%	9.1%
% of FP17s Relating to Free Repair or Replacements	4	1,039	0.4%	0.8%	0.8%	0.8%
% of FP17s Relating to Continuations	15	1,039	1.4%	1.3%	1.2%	1.3%
% of Patients satisfied with the dentistry they have received	8	8	N/A	92.4%	92.8%	92.7%
% of Patients satisfied with the time they had to wait for an appointment	8	8	N/A	88.8%	89.2%	88.8%

* This is based on patients treated on this contract for their most recent course of treatment. Figures in italics indicate the base number of FP17s or Patient Questionnaire responses are less than 100. N/A is shown where the base number of responses is less than 10 during the period. % is calculated as Quantity/Base number*100

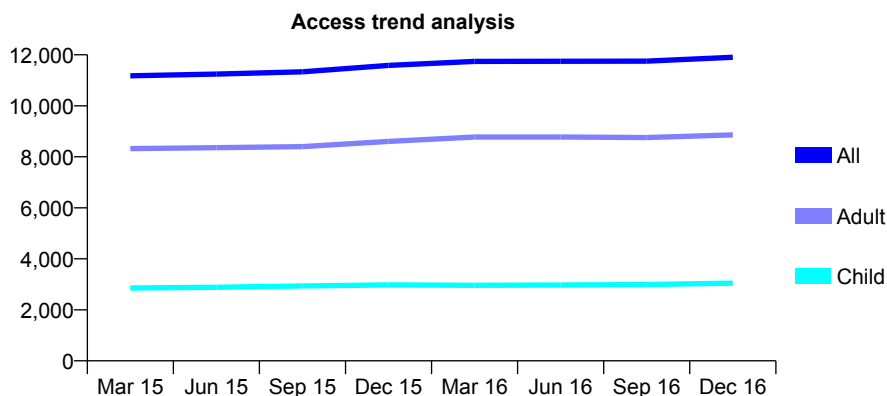
Q59 - Vital Signs At a Glance Contract Report for 164275/0001 - December 2016

Name or company name	Patel and Hanji
Contract type name	GDS Contract
Purpose of contract	General
Contract start date	01/02/2012
Contract end date	

16/17 Contracted general activity (UDA)	39,421
Carry forward general activity (UDA)	116
16/17 Contracted orthodontic activity (UOA)	0
Carry forward orthodontic activity (UOA)	0
Baseline contract value	£860,510.09

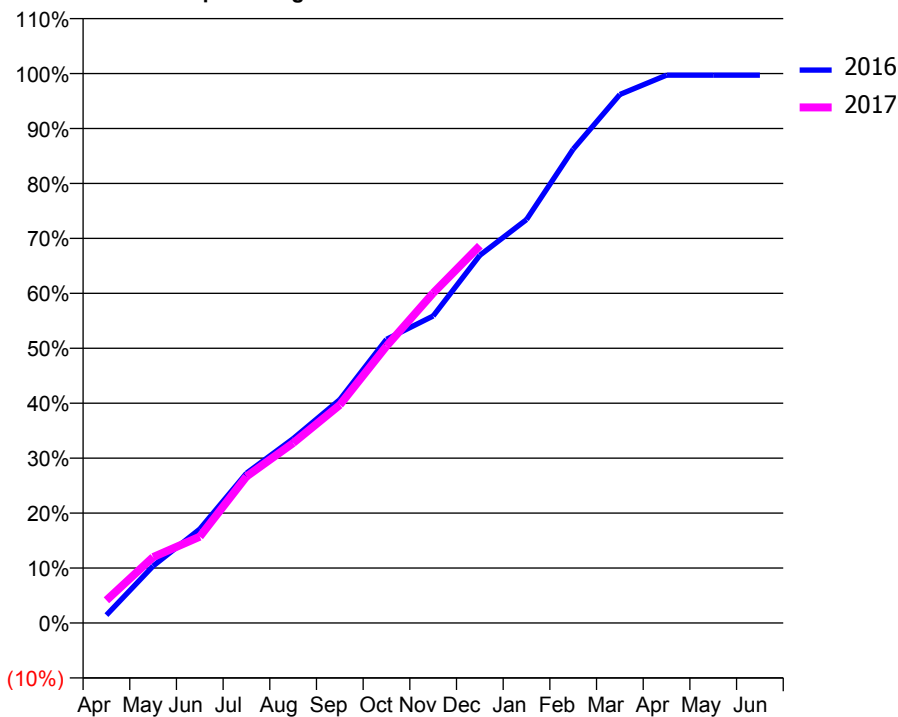
ACCESS*

Patients seen in 24 months	Total	Change since previous quarter
Quarter ending December 2015	11,582	
Quarter ending March 2016	11,739	→
Quarter ending June 2016	11,745	→
Quarter ending September 2016	11,754	→
Quarter ending December 2016	11,904	→
Variance since December 2015	2.8%	↑



ACTIVITY

Cumulative percentage of contracted UDA delivered 2016 & 2017



Month	2016	2017
April	567	1,626
May	4,089	4,730
June	6,744	6,193
July	10,751	10,507
August	13,221	12,907
September	16,024	15,643
October	20,354	19,868
November	22,027	23,672
December	26,377	27,069
January	28,946	
February	33,992	
March	37,917	
April	39,307	
May	39,302	
June	39,305	

QUALITY

	Quantity	Base Number	Contract	AT	Region	England
% of FP17s for the same patient ID Re-attending within 3 months - Children	286	3,392	8.4%	10.0%	12.1%	12.4%
% of FP17s for the same patient ID Re-attending within 3 months - Adults	1,317	9,354	14.1%	14.6%	15.9%	16.6%
% of FP17s for the same patient ID Re-attending between 3 & 9 months - Children	1,989	3,392	58.6%	60.9%	58.6%	57.5%
% of FP17s for the same patient ID Re-attending between 3 & 9 months - Adults	5,368	9,354	57.4%	53.4%	51.5%	50.4%
% of FP17s for Band 1 Urgent Courses	1,070	12,129	8.8%	7.3%	8.0%	9.1%
% of FP17s Relating to Free Repair or Replacements	226	12,129	1.9%	0.8%	0.8%	0.8%
% of FP17s Relating to Continuations	121	12,129	1.0%	1.3%	1.2%	1.3%
% of Patients satisfied with the dentistry they have received	25	25	100.0%	92.4%	92.8%	92.7%
% of Patients satisfied with the time they had to wait for an appointment	25	25	100.0%	88.8%	89.2%	88.8%

* This is based on patients treated on this contract for their most recent course of treatment. Figures in italics indicate the base number of FP17s or Patient Questionnaire responses are less than 100. N/A is shown where the base number of responses is less than 10 during the period. % is calculated as Quantity/Base number*100

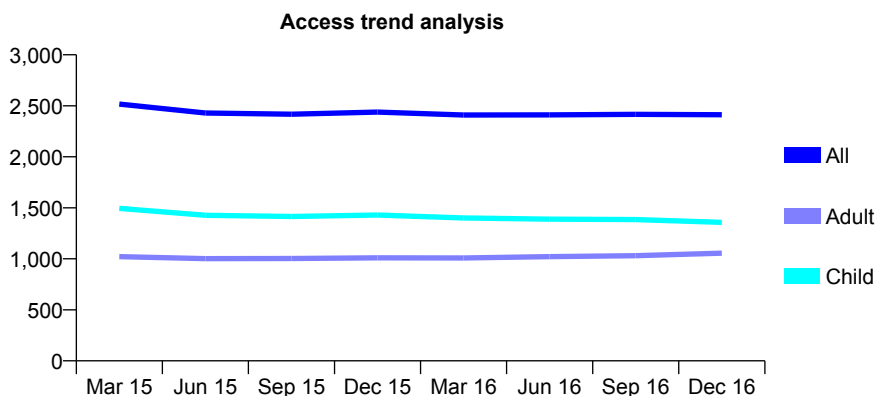
Q59 - Vital Signs At a Glance Contract Report for 166189/0001 - December 2016

Name or company name	Mr R Kidy & Ms P Sarna
Contract type name	GDS Contract
Purpose of contract	General and Orthodontic
Contract start date	01/04/2011
Contract end date	

16/17 Contracted general activity (UDA)	7,050
Carry forward general activity (UDA)	0
16/17 Contracted orthodontic activity (UOA)	4,241
Carry forward orthodontic activity (UOA)	0
Baseline contract value	£434,070.80

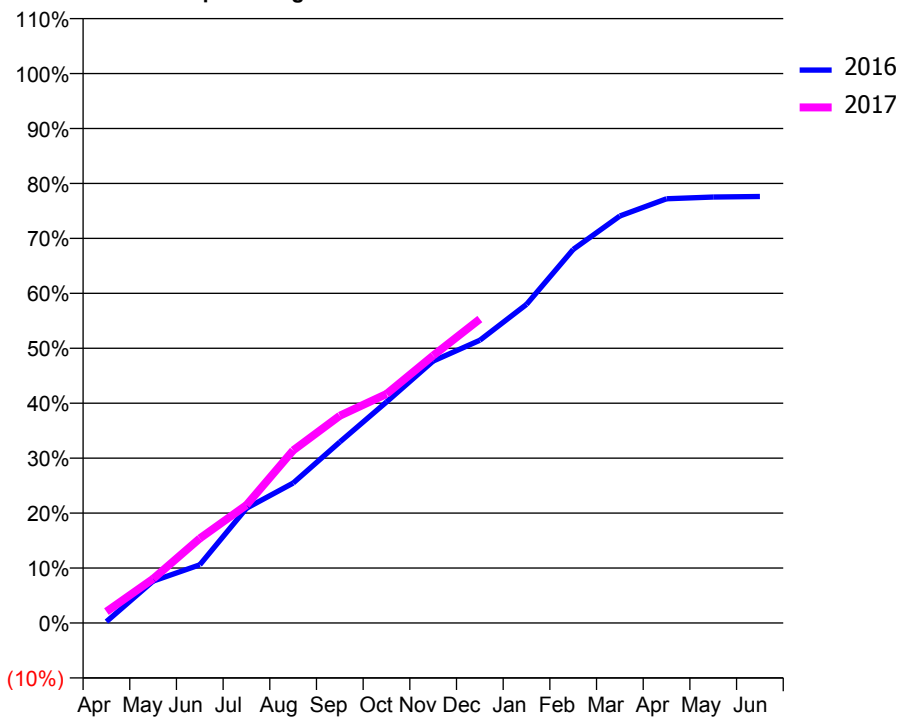
ACCESS*

Patients seen in 24 months	Total	Change since previous quarter
Quarter ending December 2015	2,439	
Quarter ending March 2016	2,410	↓
Quarter ending June 2016	2,411	→
Quarter ending September 2016	2,416	→
Quarter ending December 2016	2,412	→
Variance since December 2015	(1.1%)	↓



ACTIVITY

Cumulative percentage of contracted UDA delivered 2016 & 2017



Month	Adjusted Scheduled Activity (UDA)	
	2016	2017
April	18	146
May	537	567
June	748	1,085
July	1,473	1,513
August	1,795	2,214
September	2,322	2,659
October	2,835	2,938
November	3,361	3,430
December	3,628	3,900
January	4,088	
February	4,793	
March	5,223	
April	5,443	
May	5,465	
June	5,471	

QUALITY

	Quantity	Base Number	Contract	AT	Region	England
% of FP17s for the same patient ID Re-attending within 3 months - Children	174	2,164	8.0%	10.0%	12.1%	12.4%
% of FP17s for the same patient ID Re-attending within 3 months - Adults	155	1,112	13.9%	14.6%	15.9%	16.6%
% of FP17s for the same patient ID Re-attending between 3 & 9 months - Children	1,181	2,164	54.6%	60.9%	58.6%	57.5%
% of FP17s for the same patient ID Re-attending between 3 & 9 months - Adults	680	1,112	61.2%	53.4%	51.5%	50.4%
% of FP17s for Band 1 Urgent Courses	136	2,519	5.4%	7.3%	8.0%	9.1%
% of FP17s Relating to Free Repair or Replacements	12	2,519	0.5%	0.8%	0.8%	0.8%
% of FP17s Relating to Continuations	6	2,519	0.2%	1.3%	1.2%	1.3%
% of Patients satisfied with the dentistry they have received	2	2	N/A	92.4%	92.8%	92.7%
% of Patients satisfied with the time they had to wait for an appointment	2	2	N/A	88.8%	89.2%	88.8%

* This is based on patients treated on this contract for their most recent course of treatment. Figures in italics indicate the base number of FP17s or Patient Questionnaire responses are less than 100. N/A is shown where the base number of responses is less than 10 during the period. % is calculated as Quantity/Base number*100

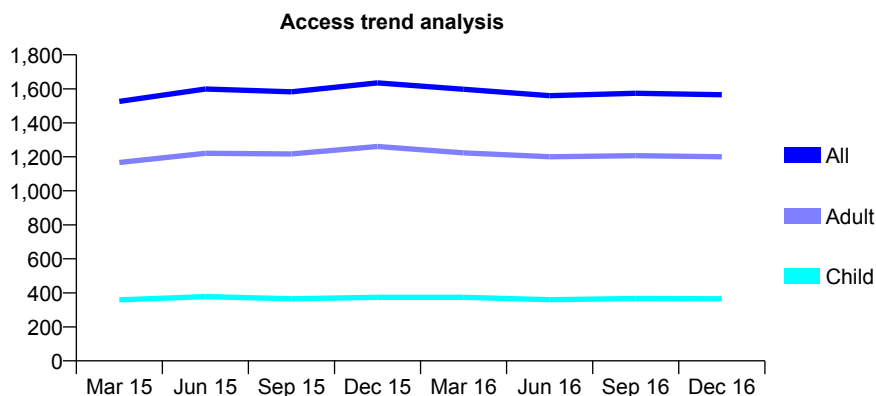
Q59 - Vital Signs At a Glance Contract Report for 166367/0001 - December 2016

Name or company name	Uppingham & Upperton Dental Practice Ltd
Contract type name	GDS Contract
Purpose of contract	General
Contract start date	07/09/2009
Contract end date	

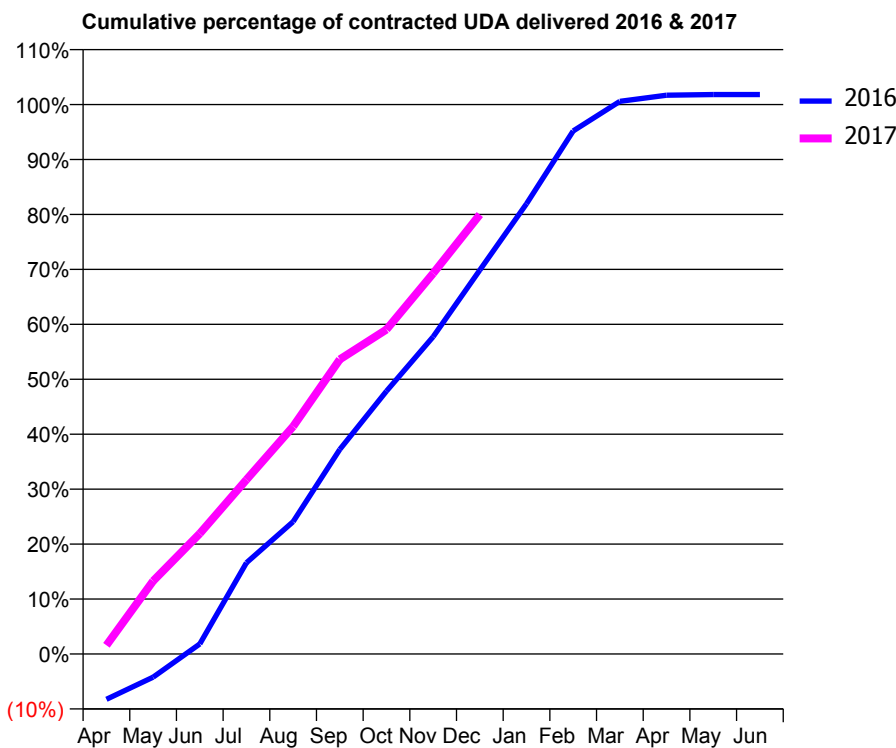
16/17 Contracted general activity (UDA)	4,316
Carry forward general activity (UDA)	-69
16/17 Contracted orthodontic activity (UOA)	0
Carry forward orthodontic activity (UOA)	0
Baseline contract value	£100,673.61

ACCESS*

Patients seen in 24 months	Total	Change since previous quarter
Quarter ending December 2015	1,635	
Quarter ending March 2016	1,597	↓
Quarter ending June 2016	1,560	↓
Quarter ending September 2016	1,574	→
Quarter ending December 2016	1,565	→
Variance since December 2015	(4.3%)	↓



ACTIVITY



Month	Adjusted Scheduled Activity (UDA)	
	2016	2017
April	-315	69
May	-162	573
June	70	947
July	634	1,370
August	919	1,787
September	1,421	2,314
October	1,825	2,549
November	2,204	2,989
December	2,667	3,452
January	3,127	
February	3,632	
March	3,838	
April	3,880	
May	3,885	
June	3,885	

QUALITY

	Quantity	Base Number	Contract	AT	Region	England
% of FP17s for the same patient ID Re-attending within 3 months - Children	20	454	4.4%	10.0%	12.1%	12.4%
% of FP17s for the same patient ID Re-attending within 3 months - Adults	295	1,514	19.5%	14.6%	15.9%	16.6%
% of FP17s for the same patient ID Re-attending between 3 & 9 months - Children	346	454	76.2%	60.9%	58.6%	57.5%
% of FP17s for the same patient ID Re-attending between 3 & 9 months - Adults	880	1,514	58.1%	53.4%	51.5%	50.4%
% of FP17s for Band 1 Urgent Courses	223	1,943	11.5%	7.3%	8.0%	9.1%
% of FP17s Relating to Free Repair or Replacements	17	1,943	0.9%	0.8%	0.8%	0.8%
% of FP17s Relating to Continuations	10	1,943	0.5%	1.3%	1.2%	1.3%
% of Patients satisfied with the dentistry they have received	2	2	N/A	92.4%	92.8%	92.7%
% of Patients satisfied with the time they had to wait for an appointment	2	2	N/A	88.8%	89.2%	88.8%

* This is based on patients treated on this contract for their most recent course of treatment. Figures in italics indicate the base number of FP17s or Patient Questionnaire responses are less than 100. N/A is shown where the base number of responses is less than 10 during the period. % is calculated as Quantity/Base number*100

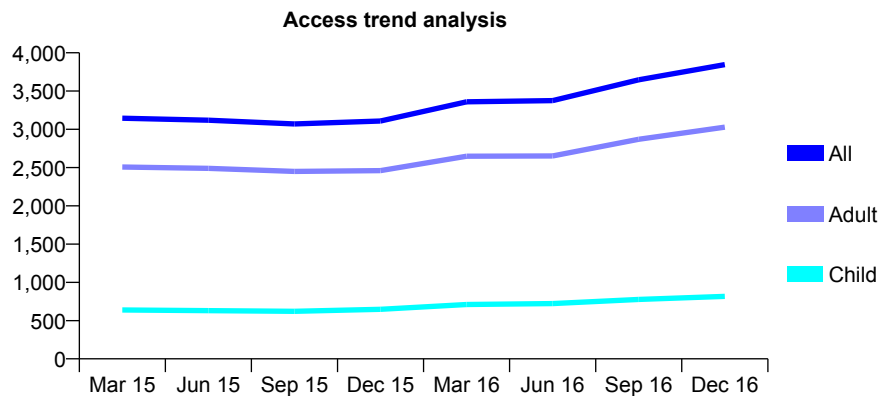
Q59 - Vital Signs At a Glance Contract Report for 168297/0001 - December 2016

Name or company name	Mr Sherer & Mr Levin
Contract type name	GDS Contract
Purpose of contract	General
Contract start date	01/10/2011
Contract end date	

16/17 Contracted general activity (UDA)	9,221
Carry forward general activity (UDA)	2,043
16/17 Contracted orthodontic activity (UOA)	0
Carry forward orthodontic activity (UOA)	0
Baseline contract value	£208,682.91

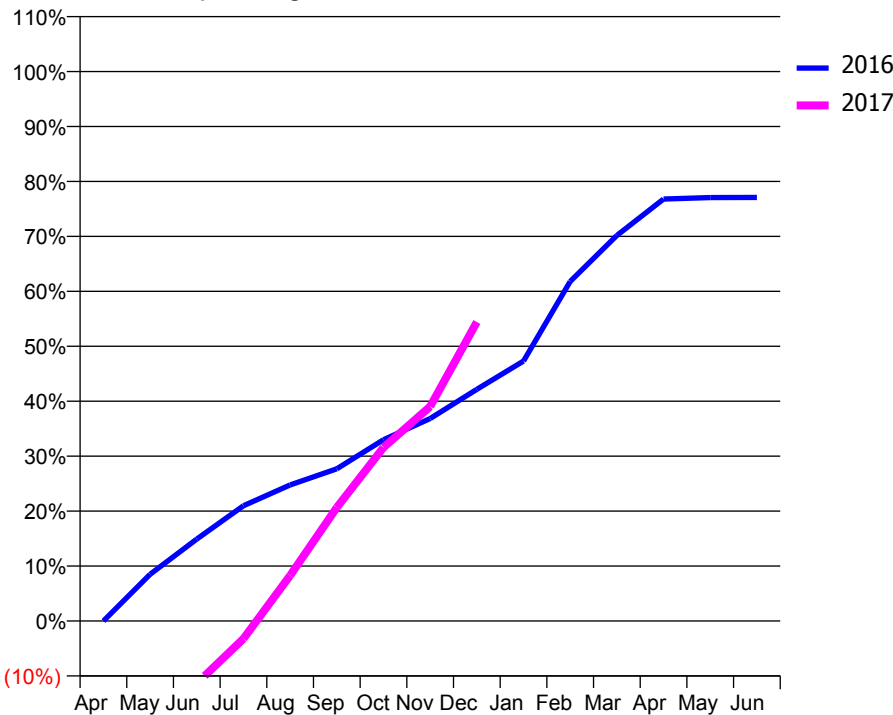
ACCESS*

Patients seen in 24 months	Total	Change since previous quarter
Quarter ending December 2015	3,108	
Quarter ending March 2016	3,359	↑
Quarter ending June 2016	3,375	→
Quarter ending September 2016	3,647	↑
Quarter ending December 2016	3,845	↑
Variance since December 2015	23.7%	↑



ACTIVITY

Cumulative percentage of contracted UDA delivered 2016 & 2017



Month	Adjusted Scheduled Activity (UDA)	
	2016	2017
April	0	-1,910
May	760	-1,495
June	1,330	-1,050
July	1,871	-298
August	2,210	764
September	2,471	1,906
October	2,944	2,913
November	3,286	3,599
December	3,762	5,017
January	4,220	
February	5,512	
March	6,259	
April	6,850	
May	6,875	
June	6,878	

QUALITY

	Quantity	Base Number	Contract	AT	Region	England
% of FP17s for the same patient ID Re-attending within 3 months - Children	51	763	6.7%	10.0%	12.1%	12.4%
% of FP17s for the same patient ID Re-attending within 3 months - Adults	410	2,837	14.5%	14.6%	15.9%	16.6%
% of FP17s for the same patient ID Re-attending between 3 & 9 months - Children	304	763	39.8%	60.9%	58.6%	57.5%
% of FP17s for the same patient ID Re-attending between 3 & 9 months - Adults	815	2,837	28.7%	53.4%	51.5%	50.4%
% of FP17s for Band 1 Urgent Courses	205	3,333	6.2%	7.3%	8.0%	9.1%
% of FP17s Relating to Free Repair or Replacements	16	3,333	0.5%	0.8%	0.8%	0.8%
% of FP17s Relating to Continuations	74	3,333	2.2%	1.3%	1.2%	1.3%
% of Patients satisfied with the dentistry they have received	2	2	N/A	92.4%	92.8%	92.7%
% of Patients satisfied with the time they had to wait for an appointment	2	2	N/A	88.8%	89.2%	88.8%

* This is based on patients treated on this contract for their most recent course of treatment. Figures in italics indicate the base number of FP17s or Patient Questionnaire responses are less than 100. N/A is shown where the base number of responses is less than 10 during the period. % is calculated as Quantity/Base number*100

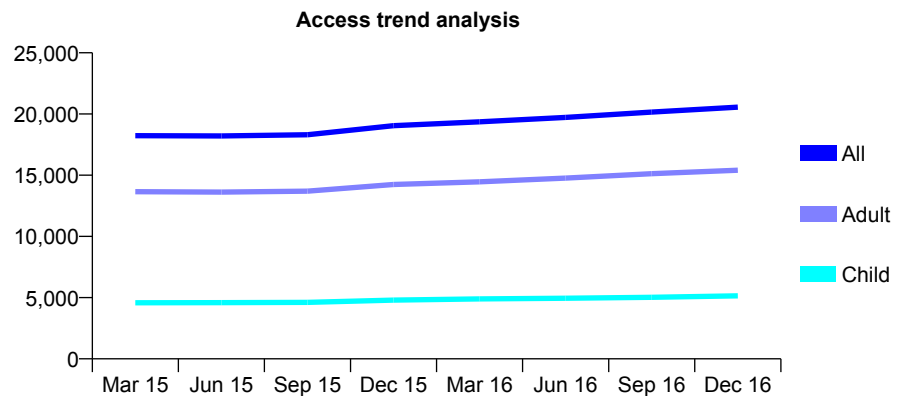
Q59 - Vital Signs At a Glance Contract Report for 169463/0002 - December 2016

Name or company name	A T Dent Ltd
Contract type name	GDS Contract
Purpose of contract	General
Contract start date	26/11/2009
Contract end date	

16/17 Contracted general activity (UDA)	60,000
Carry forward general activity (UDA)	0
16/17 Contracted orthodontic activity (UOA)	0
Carry forward orthodontic activity (UOA)	0
Baseline contract value	£1,322,578.26

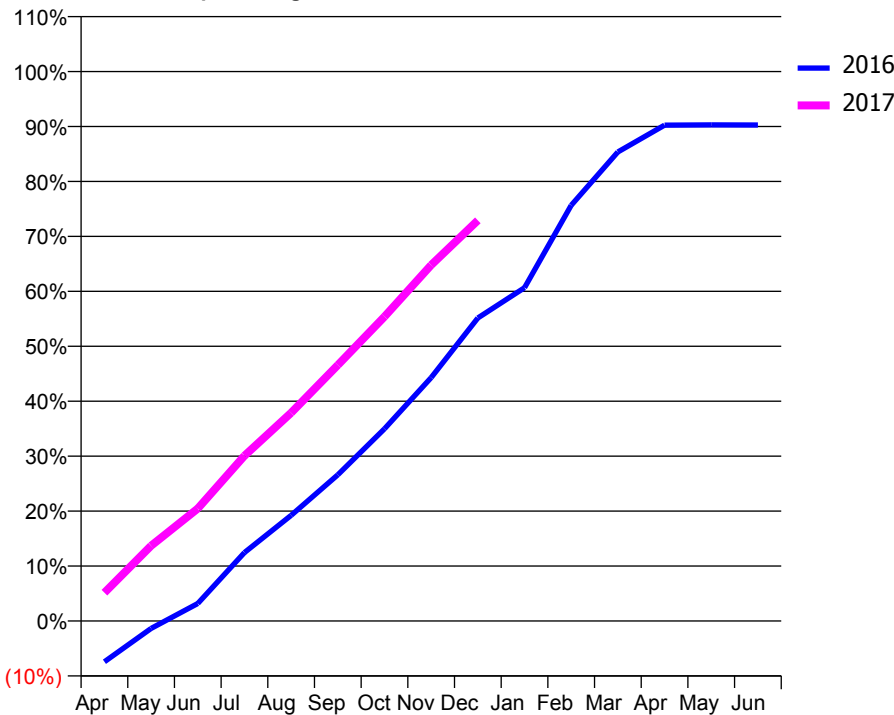
ACCESS*

Patients seen in 24 months	Total	Change since previous quarter
Quarter ending December 2015	19,045	
Quarter ending March 2016	19,362	→
Quarter ending June 2016	19,717	→
Quarter ending September 2016	20,160	↑
Quarter ending December 2016	20,559	→
Variance since December 2015	7.9%	↑



ACTIVITY

Cumulative percentage of contracted UDA delivered 2016 & 2017



Month	Adjusted Scheduled Activity (UDA)	
	2016	2017
April	-4,460	3,089
May	-816	8,225
June	1,916	12,275
July	7,482	18,045
August	11,543	22,732
September	15,961	27,947
October	20,993	33,227
November	26,586	38,862
December	33,082	43,742
January	36,388	
February	45,396	
March	51,222	
April	54,138	
May	54,164	
June	54,161	

QUALITY

	Quantity	Base Number	Contract	AT	Region	England
% of FP17s for the same patient ID Re-attending within 3 months - Children	453	5,185	8.7%	10.0%	12.1%	12.4%
% of FP17s for the same patient ID Re-attending within 3 months - Adults	2,331	15,697	14.8%	14.6%	15.9%	16.6%
% of FP17s for the same patient ID Re-attending between 3 & 9 months - Children	2,992	5,185	57.7%	60.9%	58.6%	57.5%
% of FP17s for the same patient ID Re-attending between 3 & 9 months - Adults	8,415	15,697	53.6%	53.4%	51.5%	50.4%
% of FP17s for Band 1 Urgent Courses	1,897	19,662	9.6%	7.3%	8.0%	9.1%
% of FP17s Relating to Free Repair or Replacements	85	19,662	0.4%	0.8%	0.8%	0.8%
% of FP17s Relating to Continuations	187	19,662	1.0%	1.3%	1.2%	1.3%
% of Patients satisfied with the dentistry they have received	36	41	87.8%	92.4%	92.8%	92.7%
% of Patients satisfied with the time they had to wait for an appointment	40	41	97.6%	88.8%	89.2%	88.8%

* This is based on patients treated on this contract for their most recent course of treatment. Figures in italics indicate the base number of FP17s or Patient Questionnaire responses are less than 100. N/A is shown where the base number of responses is less than 10 during the period. % is calculated as Quantity/Base number*100

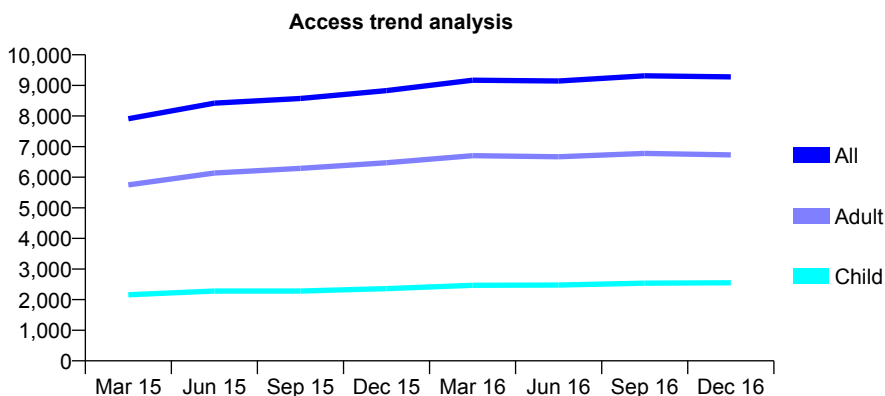
Q59 - Vital Signs At a Glance Contract Report for 169935/0001 - December 2016

Name or company name	Mr R Ghadiali & Mr R Gupta
Contract type name	GDS Contract
Purpose of contract	General
Contract start date	01/04/2014
Contract end date	

16/17 Contracted general activity (UDA)	23,925
Carry forward general activity (UDA)	94
16/17 Contracted orthodontic activity (UOA)	0
Carry forward orthodontic activity (UOA)	0
Baseline contract value	£627,916.75

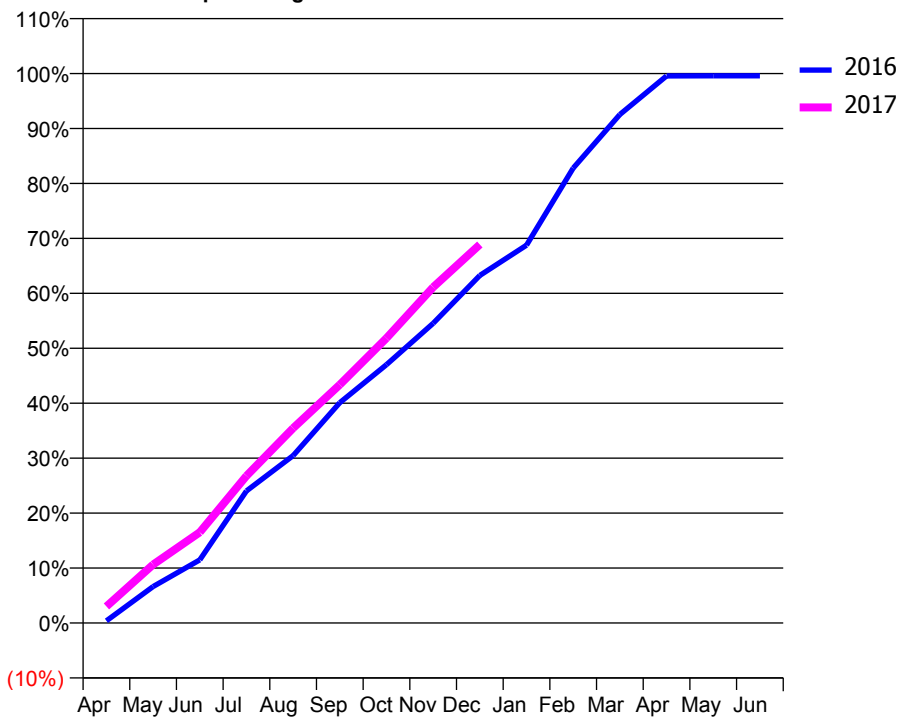
ACCESS*

Patients seen in 24 months	Total	Change since previous quarter
Quarter ending December 2015	8,832	
Quarter ending March 2016	9,171	↑
Quarter ending June 2016	9,144	→
Quarter ending September 2016	9,314	→
Quarter ending December 2016	9,280	→
Variance since December 2015	5.1%	↑



ACTIVITY

Cumulative percentage of contracted UDA delivered 2016 & 2017



Month	Adjusted Scheduled Activity (UDA)	
	2016	2017
April	87	721
May	1,454	2,544
June	2,520	3,949
July	5,268	6,406
August	6,677	8,488
September	8,795	10,380
October	10,308	12,406
November	11,955	14,625
December	13,866	16,479
January	15,075	
February	18,152	
March	20,289	
April	21,829	
May	21,830	
June	21,831	

QUALITY

	Quantity	Base Number	Contract	AT	Region	England
% of FP17s for the same patient ID Re-attending within 3 months - Children	275	3,219	8.5%	10.0%	12.1%	12.4%
% of FP17s for the same patient ID Re-attending within 3 months - Adults	963	7,225	13.3%	14.6%	15.9%	16.6%
% of FP17s for the same patient ID Re-attending between 3 & 9 months - Children	2,066	3,219	64.2%	60.9%	58.6%	57.5%
% of FP17s for the same patient ID Re-attending between 3 & 9 months - Adults	3,540	7,225	49.0%	53.4%	51.5%	50.4%
% of FP17s for Band 1 Urgent Courses	552	9,119	6.1%	7.3%	8.0%	9.1%
% of FP17s Relating to Free Repair or Replacements	156	9,119	1.7%	0.8%	0.8%	0.8%
% of FP17s Relating to Continuations	34	9,119	0.4%	1.3%	1.2%	1.3%
% of Patients satisfied with the dentistry they have received	9	11	81.8%	92.4%	92.8%	92.7%
% of Patients satisfied with the time they had to wait for an appointment	10	11	90.9%	88.8%	89.2%	88.8%

* This is based on patients treated on this contract for their most recent course of treatment. Figures in italics indicate the base number of FP17s or Patient Questionnaire responses are less than 100. N/A is shown where the base number of responses is less than 10 during the period. % is calculated as Quantity/Base number*100

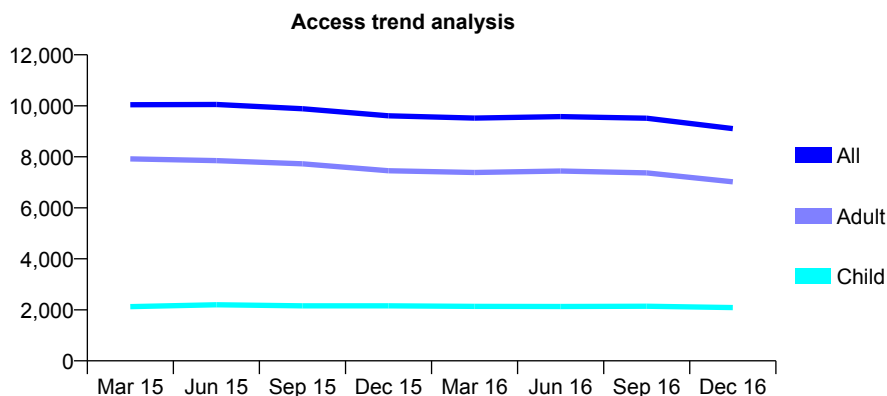
Q59 - Vital Signs At a Glance Contract Report for 170437/0001 - December 2016

Name or company name	Ishak Practices Limited
Contract type name	PDS Plus Contract
Purpose of contract	General
Contract start date	01/06/2010
Contract end date	31/03/2017

16/17 Contracted general activity (UDA)	25,500
Carry forward general activity (UDA)	0
16/17 Contracted orthodontic activity (UOA)	0
Carry forward orthodontic activity (UOA)	0
Baseline contract value	£376,656.10

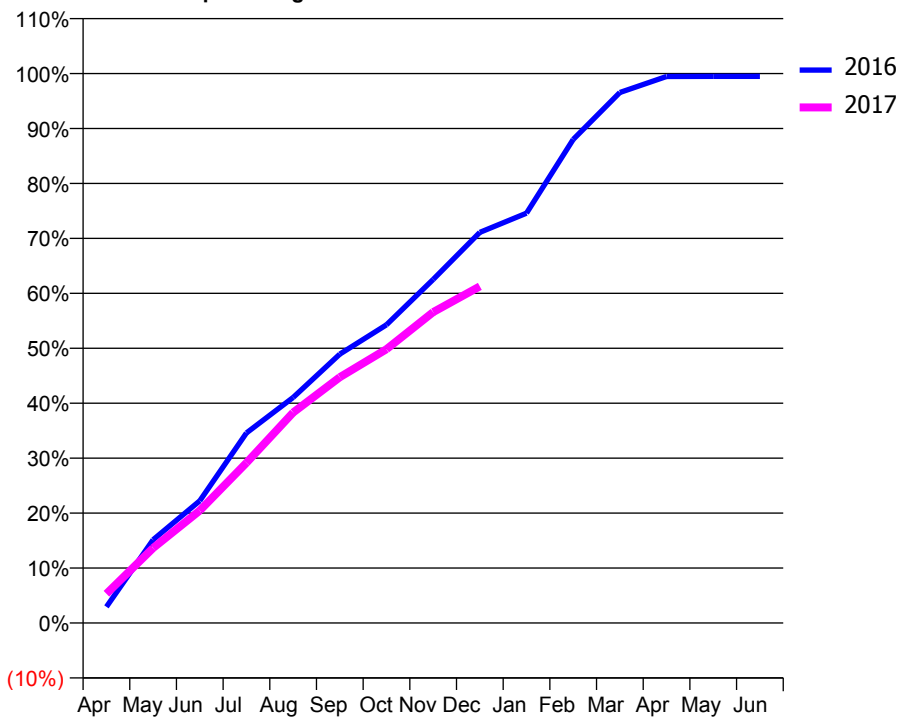
ACCESS*

Patients seen in 24 months	Total	Change since previous quarter
Quarter ending December 2015	9,609	
Quarter ending March 2016	9,518	→
Quarter ending June 2016	9,574	→
Quarter ending September 2016	9,514	→
Quarter ending December 2016	9,108	↓
Variance since December 2015	(5.2%)	↓



ACTIVITY

Cumulative percentage of contracted UDA delivered 2016 & 2017



Month	Adjusted Scheduled Activity (UDA)	
	2016	2017
April	752	1,359
May	3,865	3,482
June	5,672	5,222
July	8,823	7,434
August	10,469	9,769
September	12,481	11,406
October	13,841	12,709
November	15,942	14,430
December	18,126	15,624
January	19,017	
February	22,439	
March	24,616	
April	25,360	
May	25,367	
June	25,367	

QUALITY

	Quantity	Base Number	Contract	AT	Region	England
% of FP17s for the same patient ID Re-attending within 3 months - Children	118	2,086	5.7%	10.0%	12.1%	12.4%
% of FP17s for the same patient ID Re-attending within 3 months - Adults	581	5,998	9.7%	14.6%	15.9%	16.6%
% of FP17s for the same patient ID Re-attending between 3 & 9 months - Children	1,206	2,086	57.8%	60.9%	58.6%	57.5%
% of FP17s for the same patient ID Re-attending between 3 & 9 months - Adults	2,822	5,998	47.0%	53.4%	51.5%	50.4%
% of FP17s for Band 1 Urgent Courses	1,136	7,753	14.7%	7.3%	8.0%	9.1%
% of FP17s Relating to Free Repair or Replacements	24	7,753	0.3%	0.8%	0.8%	0.8%
% of FP17s Relating to Continuations	126	7,753	1.6%	1.3%	1.2%	1.3%
% of Patients satisfied with the dentistry they have received	26	28	92.9%	92.4%	92.8%	92.7%
% of Patients satisfied with the time they had to wait for an appointment	25	28	89.3%	88.8%	89.2%	88.8%

* This is based on patients treated on this contract for their most recent course of treatment. Figures in italics indicate the base number of FP17s or Patient Questionnaire responses are less than 100. N/A is shown where the base number of responses is less than 10 during the period. % is calculated as Quantity/Base number*100

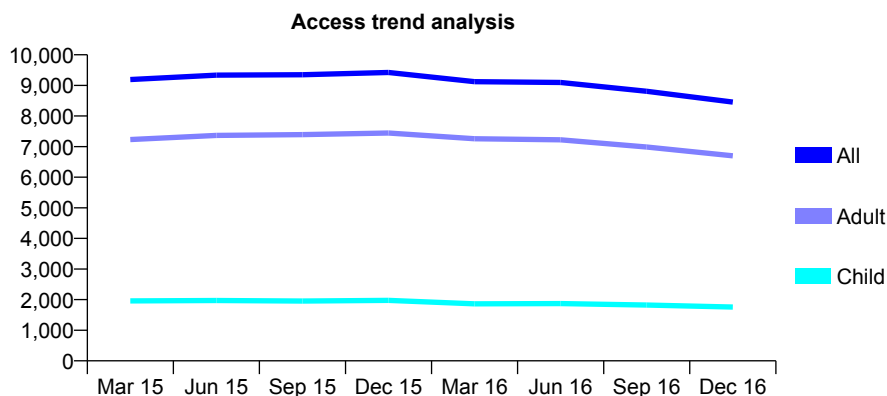
Q59 - Vital Signs At a Glance Contract Report for 170437/0002 - December 2016

Name or company name	Ishak Practices Limited
Contract type name	PDS Plus Contract
Purpose of contract	General
Contract start date	01/11/2011
Contract end date	28/02/2017

16/17 Contracted general activity (UDA)	25,032
Carry forward general activity (UDA)	0
16/17 Contracted orthodontic activity (UOA)	0
Carry forward orthodontic activity (UOA)	0
Baseline contract value	£351,065.08

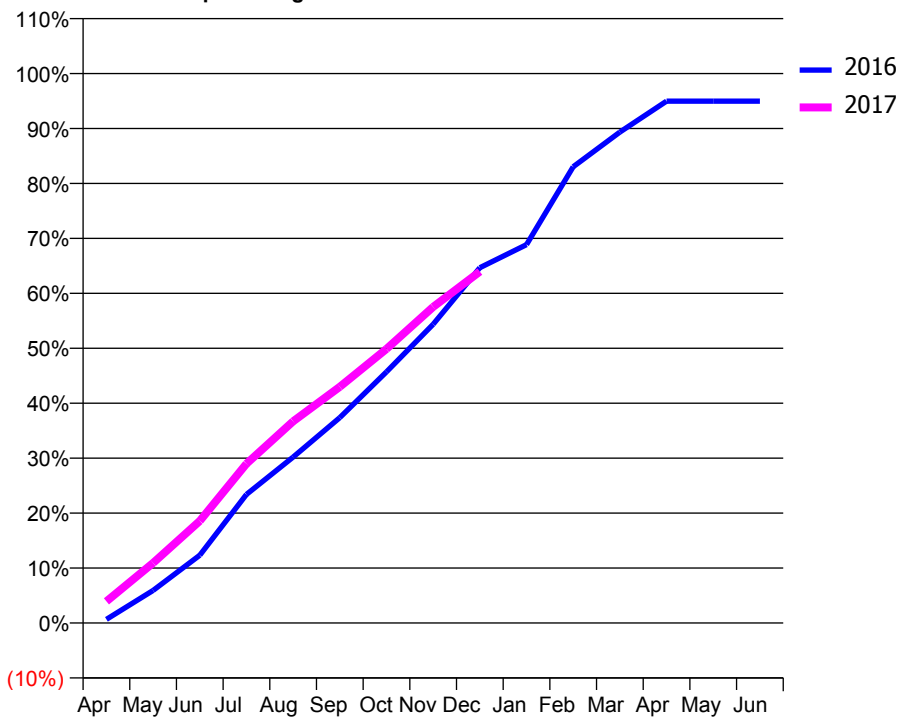
ACCESS*

Patients seen in 24 months	Total	Change since previous quarter
Quarter ending December 2015	9,422	
Quarter ending March 2016	9,120	↓
Quarter ending June 2016	9,095	→
Quarter ending September 2016	8,810	↓
Quarter ending December 2016	8,456	↓
Variance since December 2015	(10.3%)	↓



ACTIVITY

Cumulative percentage of contracted UDA delivered 2016 & 2017



Month	Adjusted Scheduled Activity (UDA)	
	2016	2017
April	180	990
May	1,621	2,738
June	3,369	4,647
July	6,390	7,258
August	8,247	9,190
September	10,206	10,763
October	12,480	12,489
November	14,844	14,399
December	17,656	16,008
January	18,803	
February	22,676	
March	24,399	
April	25,934	
May	25,934	
June	25,933	

QUALITY

	Quantity	Base Number	Contract	AT	Region	England
% of FP17s for the same patient ID Re-attending within 3 months - Children	98	1,690	5.8%	10.0%	12.1%	12.4%
% of FP17s for the same patient ID Re-attending within 3 months - Adults	611	6,418	9.5%	14.6%	15.9%	16.6%
% of FP17s for the same patient ID Re-attending between 3 & 9 months - Children	957	1,690	56.6%	60.9%	58.6%	57.5%
% of FP17s for the same patient ID Re-attending between 3 & 9 months - Adults	3,995	6,418	62.2%	53.4%	51.5%	50.4%
% of FP17s for Band 1 Urgent Courses	393	7,530	5.2%	7.3%	8.0%	9.1%
% of FP17s Relating to Free Repair or Replacements	22	7,530	0.3%	0.8%	0.8%	0.8%
% of FP17s Relating to Continuations	111	7,530	1.5%	1.3%	1.2%	1.3%
% of Patients satisfied with the dentistry they have received	35	37	94.6%	92.4%	92.8%	92.7%
% of Patients satisfied with the time they had to wait for an appointment	33	37	89.2%	88.8%	89.2%	88.8%

* This is based on patients treated on this contract for their most recent course of treatment. Figures in italics indicate the base number of FP17s or Patient Questionnaire responses are less than 100. N/A is shown where the base number of responses is less than 10 during the period. % is calculated as Quantity/Base number*100

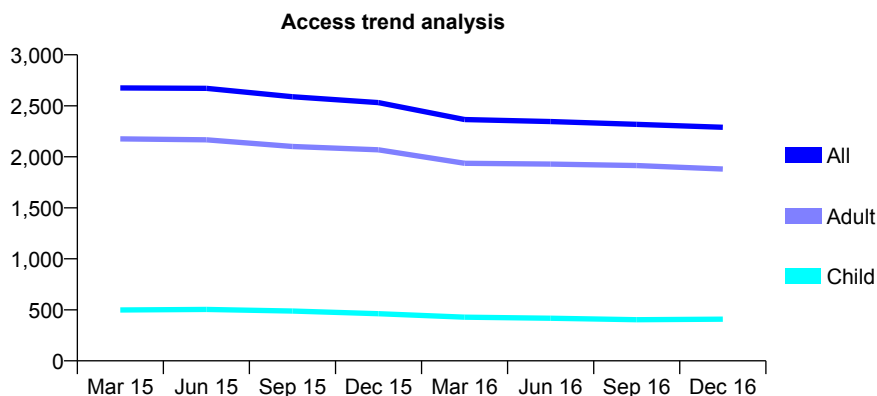
Q59 - Vital Signs At a Glance Contract Report for 171743/0001 - December 2016

Name or company name	RK Pancholi Dental Surgery Ltd
Contract type name	GDS Contract
Purpose of contract	General
Contract start date	20/10/2008
Contract end date	

16/17 Contracted general activity (UDA)	8,203
Carry forward general activity (UDA)	-75
16/17 Contracted orthodontic activity (UOA)	0
Carry forward orthodontic activity (UOA)	0
Baseline contract value	£173,971.18

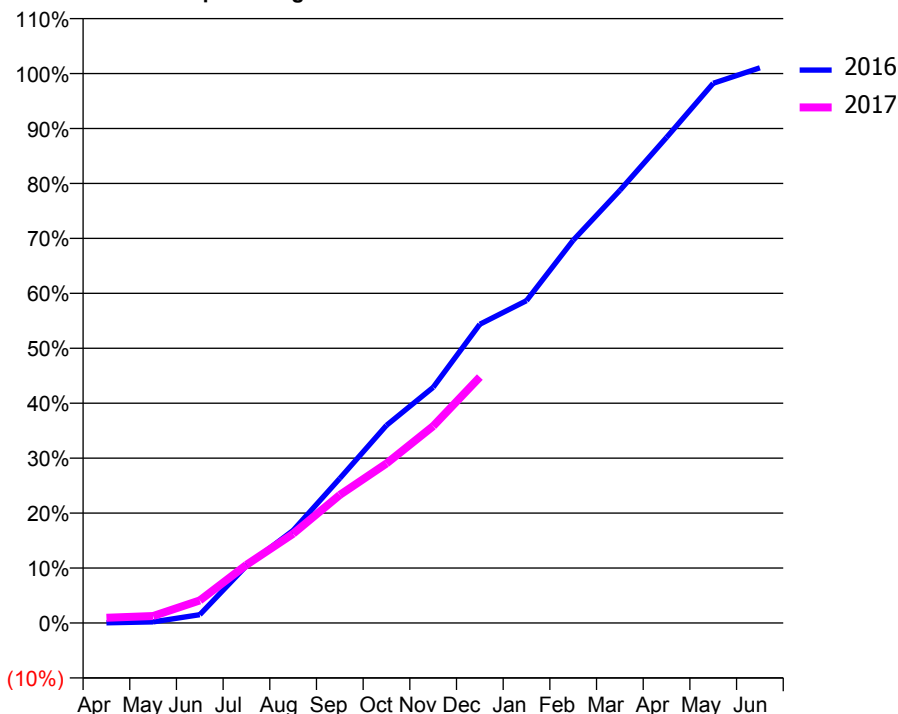
ACCESS*

Patients seen in 24 months	Total	Change since previous quarter
Quarter ending December 2015	2,531	
Quarter ending March 2016	2,365	↓
Quarter ending June 2016	2,346	→
Quarter ending September 2016	2,318	↓
Quarter ending December 2016	2,289	↓
Variance since December 2015	(9.6%)	↓



ACTIVITY

Cumulative percentage of contracted UDA delivered 2016 & 2017



Month	Adjusted Scheduled Activity (UDA)	
	2016	2017
April	3	78
May	14	104
June	110	338
July	752	870
August	1,214	1,332
September	1,896	1,913
October	2,592	2,382
November	3,089	2,940
December	3,916	3,672
January	4,225	
February	5,018	
March	5,672	
April	6,366	
May	7,075	
June	7,278	

QUALITY

	Quantity	Base Number	Contract	AT	Region	England
% of FP17s for the same patient ID Re-attending within 3 months - Children	25	457	5.5%	10.0%	12.1%	12.4%
% of FP17s for the same patient ID Re-attending within 3 months - Adults	252	1,811	13.9%	14.6%	15.9%	16.6%
% of FP17s for the same patient ID Re-attending between 3 & 9 months - Children	293	457	64.1%	60.9%	58.6%	57.5%
% of FP17s for the same patient ID Re-attending between 3 & 9 months - Adults	791	1,811	43.7%	53.4%	51.5%	50.4%
% of FP17s for Band 1 Urgent Courses	36	1,697	2.1%	7.3%	8.0%	9.1%
% of FP17s Relating to Free Repair or Replacements	17	1,697	1.0%	0.8%	0.8%	0.8%
% of FP17s Relating to Continuations	103	1,697	6.1%	1.3%	1.2%	1.3%
% of Patients satisfied with the dentistry they have received	3	3	N/A	92.4%	92.8%	92.7%
% of Patients satisfied with the time they had to wait for an appointment	3	3	N/A	88.8%	89.2%	88.8%

* This is based on patients treated on this contract for their most recent course of treatment. Figures in italics indicate the base number of FP17s or Patient Questionnaire responses are less than 100. N/A is shown where the base number of responses is less than 10 during the period. % is calculated as Quantity/Base number*100

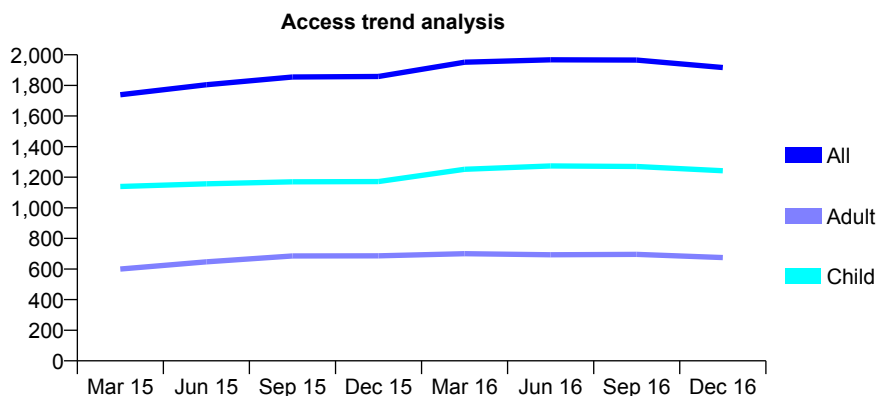
Q59 - Vital Signs At a Glance Contract Report for 171751/0001 - December 2016

Name or company name	E Gayton & K Gayton
Contract type name	GDS Contract
Purpose of contract	General and Orthodontic
Contract start date	01/11/2013
Contract end date	

16/17 Contracted general activity (UDA)	4,850
Carry forward general activity (UDA)	0
16/17 Contracted orthodontic activity (UOA)	259
Carry forward orthodontic activity (UOA)	0
Baseline contract value	£131,748.75

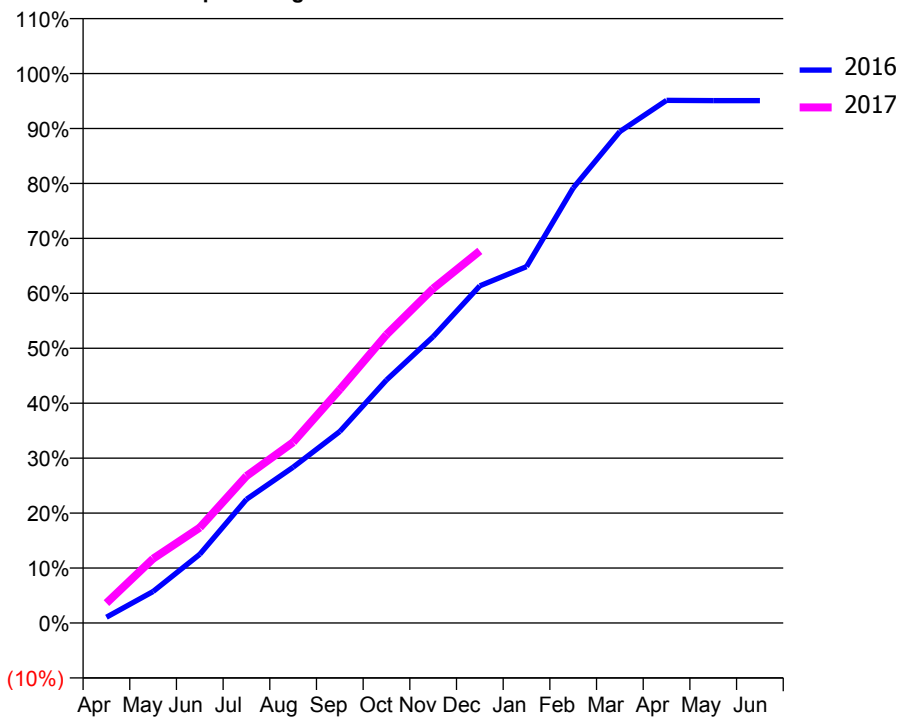
ACCESS*

Patients seen in 24 months	Total	Change since previous quarter
Quarter ending December 2015	1,858	
Quarter ending March 2016	1,952	↑
Quarter ending June 2016	1,967	→
Quarter ending September 2016	1,966	→
Quarter ending December 2016	1,917	↓
Variance since December 2015	3.2%	↑



ACTIVITY

Cumulative percentage of contracted UDA delivered 2016 & 2017



Month	Adjusted Scheduled Activity (UDA)	
	2016	2017
April	53	175
May	287	567
June	626	843
July	1,126	1,297
August	1,418	1,595
September	1,743	2,062
October	2,211	2,545
November	2,605	2,952
December	3,068	3,284
January	3,243	
February	3,958	
March	4,472	
April	4,755	
May	4,753	
June	4,753	

QUALITY

	Quantity	Base Number	Contract	AT	Region	England
% of FP17s for the same patient ID Re-attending within 3 months - Children	146	1,661	8.8%	10.0%	12.1%	12.4%
% of FP17s for the same patient ID Re-attending within 3 months - Adults	137	640	21.4%	14.6%	15.9%	16.6%
% of FP17s for the same patient ID Re-attending between 3 & 9 months - Children	1,200	1,661	72.2%	60.9%	58.6%	57.5%
% of FP17s for the same patient ID Re-attending between 3 & 9 months - Adults	386	640	60.3%	53.4%	51.5%	50.4%
% of FP17s for Band 1 Urgent Courses	51	2,096	2.4%	7.3%	8.0%	9.1%
% of FP17s Relating to Free Repair or Replacements	0	2,096	0.0%	0.8%	0.8%	0.8%
% of FP17s Relating to Continuations	0	2,096	0.0%	1.3%	1.2%	1.3%
% of Patients satisfied with the dentistry they have received	3	5	N/A	92.4%	92.8%	92.7%
% of Patients satisfied with the time they had to wait for an appointment	5	5	N/A	88.8%	89.2%	88.8%

* This is based on patients treated on this contract for their most recent course of treatment. Figures in italics indicate the base number of FP17s or Patient Questionnaire responses are less than 100. N/A is shown where the base number of responses is less than 10 during the period. % is calculated as Quantity/Base number*100

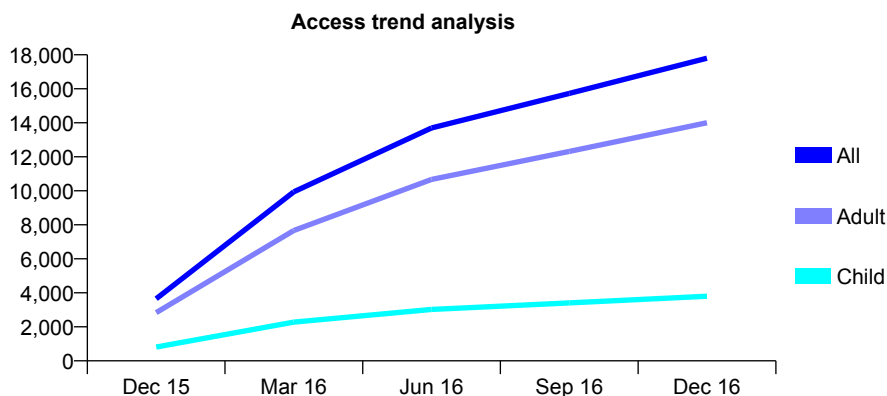
Q59 - Vital Signs At a Glance Contract Report for 175676/0002 - December 2016

Name or company name	Mr S Mehra & Mr A Khetia
Contract type name	GDS Contract
Purpose of contract	General
Contract start date	02/11/2015
Contract end date	

16/17 Contracted general activity (UDA)	58,260
Carry forward general activity (UDA)	0
16/17 Contracted orthodontic activity (UOA)	0
Carry forward orthodontic activity (UOA)	0
Baseline contract value	£1,130,630.78

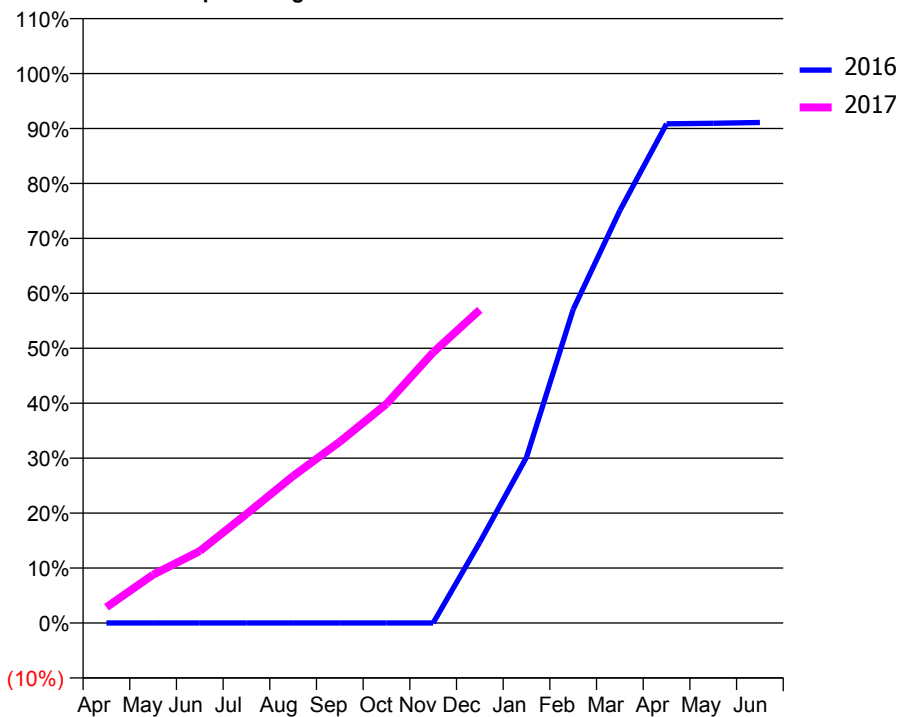
ACCESS*

Patients seen in 24 months	Total	Change since previous quarter
Quarter ending December 2015	3,651	
Quarter ending March 2016	9,941	↑
Quarter ending June 2016	13,699	↑
Quarter ending September 2016	15,727	↑
Quarter ending December 2016	17,800	↑
Variance since December 2015	387.5%	↑



ACTIVITY

Cumulative percentage of contracted UDA delivered 2016 & 2017



Month	Adjusted Scheduled Activity (UDA)	
	2016	2017
April	0	1,672
May	0	5,123
June	0	7,626
July	0	11,555
August	0	15,593
September	0	19,223
October	0	23,232
November	0	28,689
December	3,456	33,201
January	7,081	
February	13,389	
March	17,617	
April	21,320	
May	21,339	
June	21,372	

QUALITY

	Quantity	Base Number	Contract	AT	Region	England
% of FP17s for the same patient ID Re-attending within 3 months - Children	270	4,346	6.2%	10.0%	12.1%	12.4%
% of FP17s for the same patient ID Re-attending within 3 months - Adults	1,996	16,676	12.0%	14.6%	15.9%	16.6%
% of FP17s for the same patient ID Re-attending between 3 & 9 months - Children	1,893	4,346	43.6%	60.9%	58.6%	57.5%
% of FP17s for the same patient ID Re-attending between 3 & 9 months - Adults	6,870	16,676	41.2%	53.4%	51.5%	50.4%
% of FP17s for Band 1 Urgent Courses	1,877	18,631	10.1%	7.3%	8.0%	9.1%
% of FP17s Relating to Free Repair or Replacements	71	18,631	0.4%	0.8%	0.8%	0.8%
% of FP17s Relating to Continuations	56	18,631	0.3%	1.3%	1.2%	1.3%
% of Patients satisfied with the dentistry they have received	35	37	94.6%	92.4%	92.8%	92.7%
% of Patients satisfied with the time they had to wait for an appointment	36	37	97.3%	88.8%	89.2%	88.8%

* This is based on patients treated on this contract for their most recent course of treatment. Figures in italics indicate the base number of FP17s or Patient Questionnaire responses are less than 100. N/A is shown where the base number of responses is less than 10 during the period. % is calculated as Quantity/Base number*100

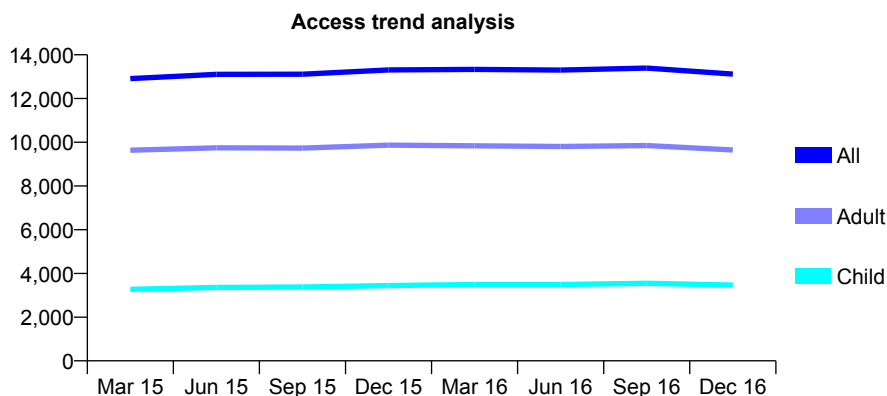
Q59 - Vital Signs At a Glance Contract Report for 176087/0001 - December 2016

Name or company name	Burguet, Ceconi & Calveley (T/As BW Part)
Contract type name	GDS Contract
Purpose of contract	General
Contract start date	29/08/2012
Contract end date	

16/17 Contracted general activity (UDA)	28,400
Carry forward general activity (UDA)	0
16/17 Contracted orthodontic activity (UOA)	0
Carry forward orthodontic activity (UOA)	0
Baseline contract value	£617,111.86

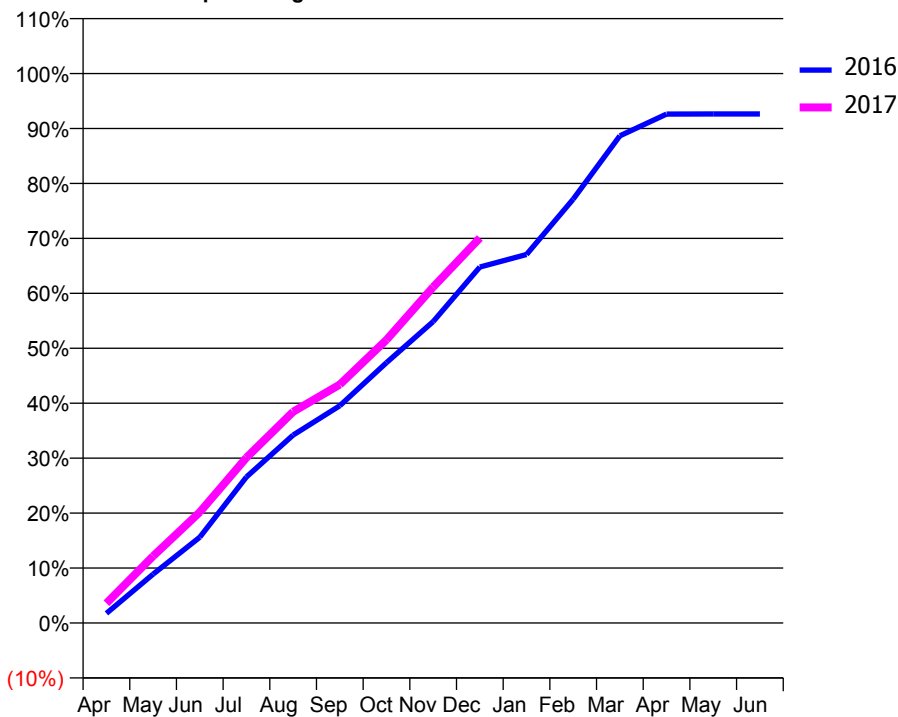
ACCESS*

Patients seen in 24 months	Total	Change since previous quarter
Quarter ending December 2015	13,310	
Quarter ending March 2016	13,330	→
Quarter ending June 2016	13,301	→
Quarter ending September 2016	13,391	→
Quarter ending December 2016	13,121	↓
Variance since December 2015	(1.4%)	↓



ACTIVITY

Cumulative percentage of contracted UDA delivered 2016 & 2017



Month	Adjusted Scheduled Activity (UDA)	
	2016	2017
April	537	1,025
May	2,712	3,457
June	4,762	5,734
July	8,111	8,550
August	10,433	10,918
September	12,064	12,327
October	14,451	14,636
November	16,729	17,362
December	19,762	19,903
January	20,455	
February	23,526	
March	27,037	
April	28,250	
May	28,252	
June	28,254	

QUALITY

	Quantity	Base Number	Contract	AT	Region	England
% of FP17s for the same patient ID Re-attending within 3 months - Children	140	3,176	4.4%	10.0%	12.1%	12.4%
% of FP17s for the same patient ID Re-attending within 3 months - Adults	1,023	9,212	11.1%	14.6%	15.9%	16.6%
% of FP17s for the same patient ID Re-attending between 3 & 9 months - Children	1,598	3,176	50.3%	60.9%	58.6%	57.5%
% of FP17s for the same patient ID Re-attending between 3 & 9 months - Adults	4,410	9,212	47.9%	53.4%	51.5%	50.4%
% of FP17s for Band 1 Urgent Courses	940	11,683	8.0%	7.3%	8.0%	9.1%
% of FP17s Relating to Free Repair or Replacements	171	11,683	1.5%	0.8%	0.8%	0.8%
% of FP17s Relating to Continuations	110	11,683	0.9%	1.3%	1.2%	1.3%
% of Patients satisfied with the dentistry they have received	14	15	93.3%	92.4%	92.8%	92.7%
% of Patients satisfied with the time they had to wait for an appointment	14	15	93.3%	88.8%	89.2%	88.8%

* This is based on patients treated on this contract for their most recent course of treatment. Figures in italics indicate the base number of FP17s or Patient Questionnaire responses are less than 100. N/A is shown where the base number of responses is less than 10 during the period. % is calculated as Quantity/Base number*100

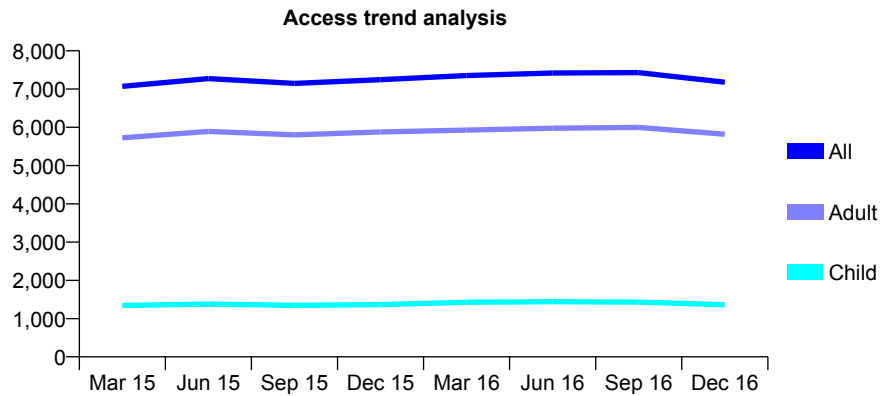
Q59 - Vital Signs At a Glance Contract Report for 176087/0002 - December 2016

Name or company name	Burguet, Ceconi & Calveley (T/As BW Part
Contract type name	GDS Contract
Purpose of contract	General
Contract start date	29/08/2012
Contract end date	

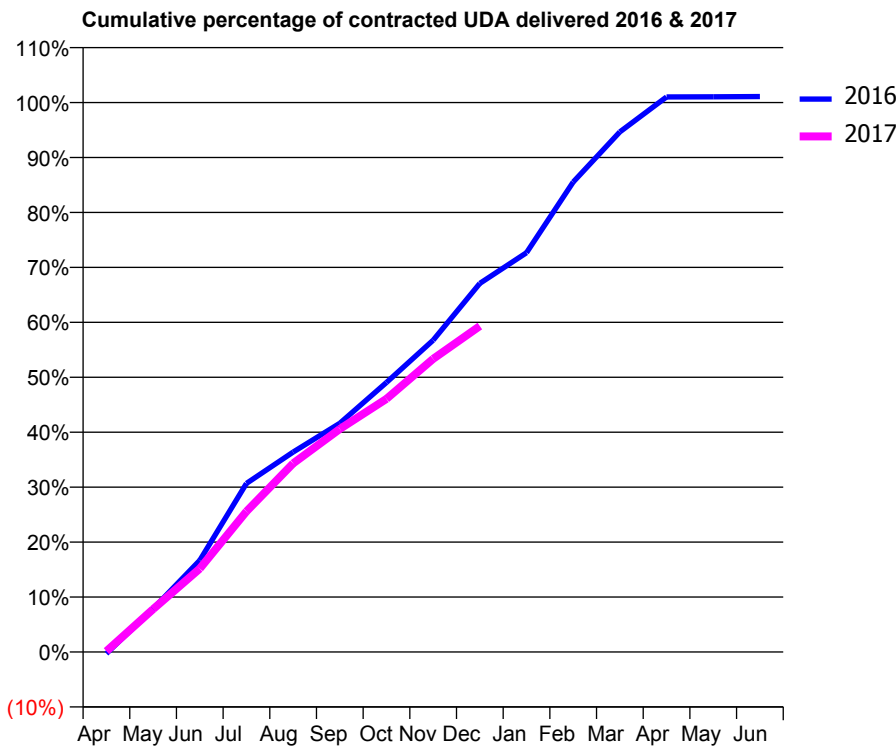
16/17 Contracted general activity (UDA)	20,000
Carry forward general activity (UDA)	575
16/17 Contracted orthodontic activity (UOA)	0
Carry forward orthodontic activity (UOA)	0
Baseline contract value	£444,645.16

ACCESS*

Patients seen in 24 months	Total	Change since previous quarter
Quarter ending December 2015	7,244	
Quarter ending March 2016	7,354	→
Quarter ending June 2016	7,420	→
Quarter ending September 2016	7,430	→
Quarter ending December 2016	7,180	↓
Variance since December 2015	(0.9%)	→



ACTIVITY



Month	Adjusted Scheduled Activity (UDA)	
	2016	2017
April	-52	33
May	1,379	1,561
June	2,921	3,037
July	5,368	5,117
August	6,369	6,863
September	7,286	8,118
October	8,585	9,214
November	9,931	10,671
December	11,740	11,864
January	12,719	
February	14,967	
March	16,566	
April	17,675	
May	17,682	
June	17,689	

QUALITY

	Quantity	Base Number	Contract	AT	Region	England
% of FP17s for the same patient ID Re-attending within 3 months - Children	85	1,363	6.2%	10.0%	12.1%	12.4%
% of FP17s for the same patient ID Re-attending within 3 months - Adults	971	5,921	16.4%	14.6%	15.9%	16.6%
% of FP17s for the same patient ID Re-attending between 3 & 9 months - Children	766	1,363	56.2%	60.9%	58.6%	57.5%
% of FP17s for the same patient ID Re-attending between 3 & 9 months - Adults	3,034	5,921	51.2%	53.4%	51.5%	50.4%
% of FP17s for Band 1 Urgent Courses	666	6,685	10.0%	7.3%	8.0%	9.1%
% of FP17s Relating to Free Repair or Replacements	121	6,685	1.8%	0.8%	0.8%	0.8%
% of FP17s Relating to Continuations	122	6,685	1.8%	1.3%	1.2%	1.3%
% of Patients satisfied with the dentistry they have received	18	20	90.0%	92.4%	92.8%	92.7%
% of Patients satisfied with the time they had to wait for an appointment	13	20	65.0%	88.8%	89.2%	88.8%

* This is based on patients treated on this contract for their most recent course of treatment. Figures in italics indicate the base number of FP17s or Patient Questionnaire responses are less than 100. N/A is shown where the base number of responses is less than 10 during the period. % is calculated as Quantity/Base number*100

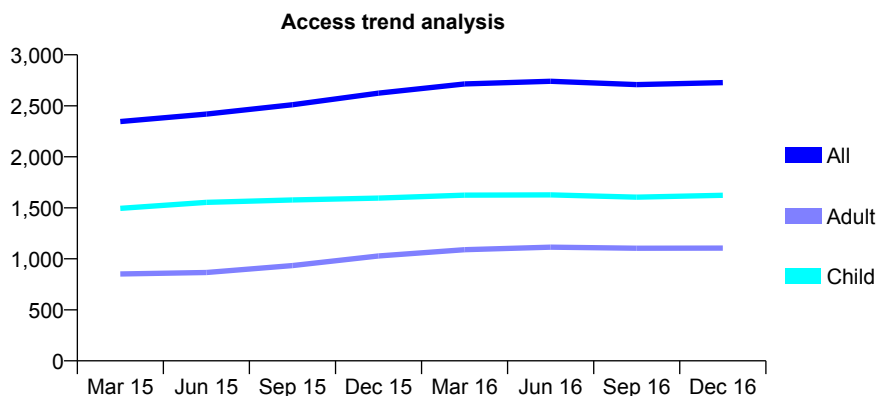
Q59 - Vital Signs At a Glance Contract Report for 176591/0001 - December 2016

Name or company name	James Cooil and Associates Limited
Contract type name	GDS Contract
Purpose of contract	General and Orthodontic
Contract start date	01/05/2010
Contract end date	

16/17 Contracted general activity (UDA)	7,056
Carry forward general activity (UDA)	-112
16/17 Contracted orthodontic activity (UOA)	609
Carry forward orthodontic activity (UOA)	99
Baseline contract value	£203,160.57

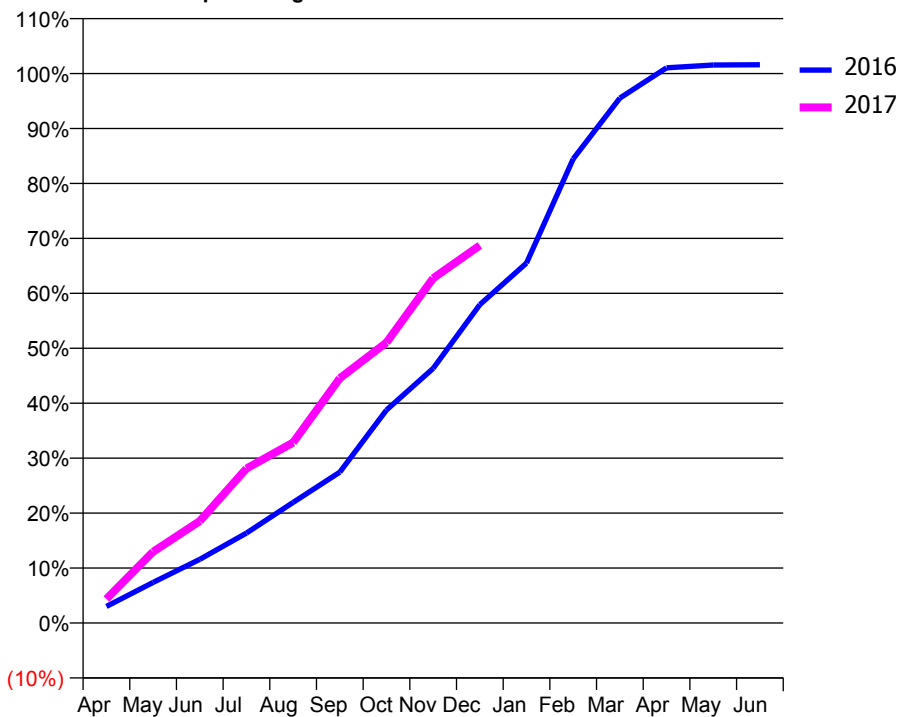
ACCESS*

Patients seen in 24 months	Total	Change since previous quarter
Quarter ending December 2015	2,624	
Quarter ending March 2016	2,714	↑
Quarter ending June 2016	2,741	→
Quarter ending September 2016	2,708	↓
Quarter ending December 2016	2,728	→
Variance since December 2015	4.0%	↑



ACTIVITY

Cumulative percentage of contracted UDA delivered 2016 & 2017



Month	Adjusted Scheduled Activity (UDA)	
	2016	2017
April	214	309
May	521	916
June	817	1,309
July	1,155	1,983
August	1,549	2,317
September	1,937	3,142
October	2,736	3,602
November	3,269	4,428
December	4,089	4,848
January	4,623	
February	5,960	
March	6,741	
April	7,130	
May	7,166	
June	7,168	

QUALITY

	Quantity	Base Number	Contract	AT	Region	England
% of FP17s for the same patient ID Re-attending within 3 months - Children	212	1,999	10.6%	10.0%	12.1%	12.4%
% of FP17s for the same patient ID Re-attending within 3 months - Adults	145	973	14.9%	14.6%	15.9%	16.6%
% of FP17s for the same patient ID Re-attending between 3 & 9 months - Children	1,341	1,999	67.1%	60.9%	58.6%	57.5%
% of FP17s for the same patient ID Re-attending between 3 & 9 months - Adults	551	973	56.6%	53.4%	51.5%	50.4%
% of FP17s for Band 1 Urgent Courses	186	2,673	7.0%	7.3%	8.0%	9.1%
% of FP17s Relating to Free Repair or Replacements	5	2,673	0.2%	0.8%	0.8%	0.8%
% of FP17s Relating to Continuations	14	2,673	0.5%	1.3%	1.2%	1.3%
% of Patients satisfied with the dentistry they have received	4	4	N/A	92.4%	92.8%	92.7%
% of Patients satisfied with the time they had to wait for an appointment	2	4	N/A	88.8%	89.2%	88.8%

* This is based on patients treated on this contract for their most recent course of treatment. Figures in italics indicate the base number of FP17s or Patient Questionnaire responses are less than 100. N/A is shown where the base number of responses is less than 10 during the period. % is calculated as Quantity/Base number*100

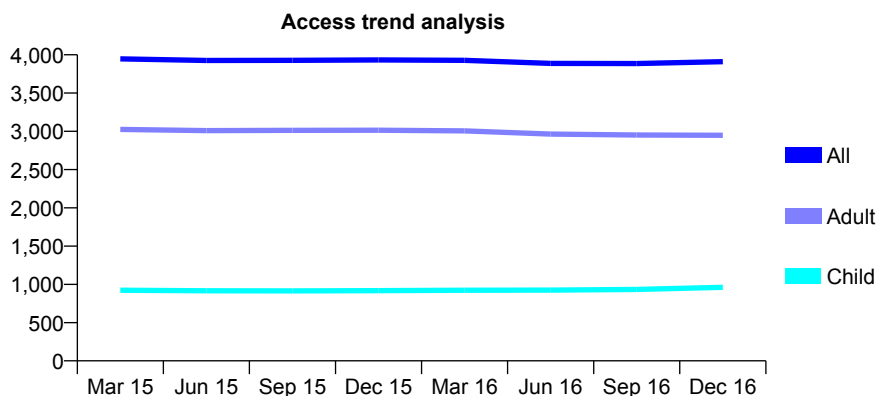
Q59 - Vital Signs At a Glance Contract Report for 178055/0001 - December 2016

Name or company name	Sloss, Sloss & Bentley
Contract type name	GDS Contract
Purpose of contract	General and Orthodontic
Contract start date	01/04/2006
Contract end date	

16/17 Contracted general activity (UDA)	11,800
Carry forward general activity (UDA)	0
16/17 Contracted orthodontic activity (UOA)	430
Carry forward orthodontic activity (UOA)	0
Baseline contract value	£288,638.43

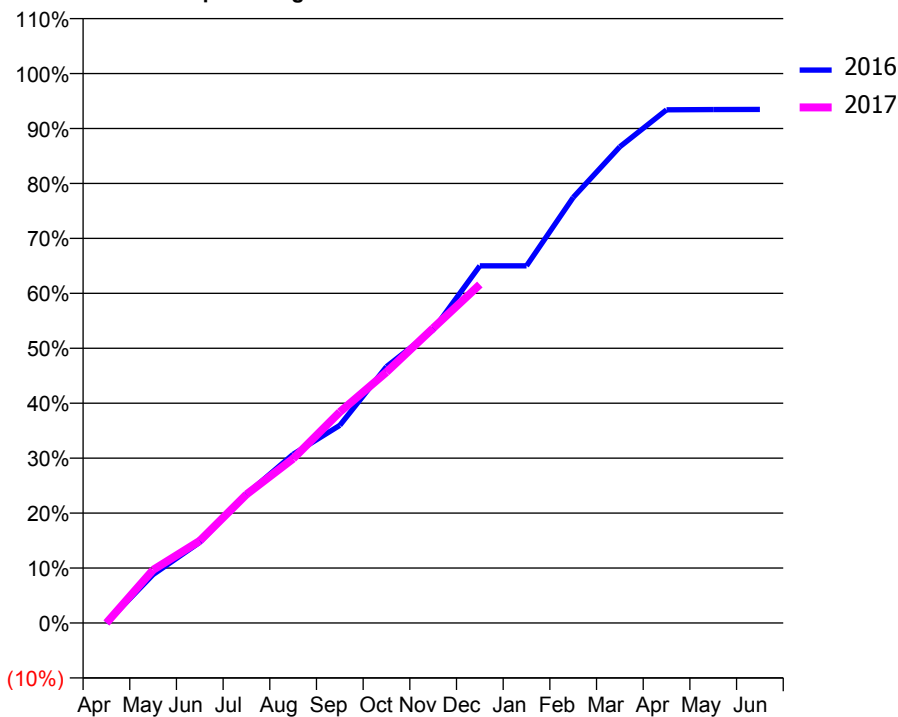
ACCESS*

Patients seen in 24 months	Total	Change since previous quarter
Quarter ending December 2015	3,933	
Quarter ending March 2016	3,928	→
Quarter ending June 2016	3,888	↓
Quarter ending September 2016	3,886	→
Quarter ending December 2016	3,910	→
Variance since December 2015	(0.6%)	→



ACTIVITY

Cumulative percentage of contracted UDA delivered 2016 & 2017



Month	Adjusted Scheduled Activity (UDA)	
	2016	2017
April	0	0
May	1,041	1,140
June	1,734	1,765
July	2,767	2,763
August	3,624	3,529
September	4,245	4,532
October	5,505	5,388
November	6,295	6,332
December	7,671	7,268
January	7,671	
February	9,138	
March	10,228	
April	11,019	
May	11,026	
June	11,028	

QUALITY

	Quantity	Base Number	Contract	AT	Region	England
% of FP17s for the same patient ID Re-attending within 3 months - Children	82	1,188	6.9%	10.0%	12.1%	12.4%
% of FP17s for the same patient ID Re-attending within 3 months - Adults	445	3,474	12.8%	14.6%	15.9%	16.6%
% of FP17s for the same patient ID Re-attending between 3 & 9 months - Children	783	1,188	65.9%	60.9%	58.6%	57.5%
% of FP17s for the same patient ID Re-attending between 3 & 9 months - Adults	1,880	3,474	54.1%	53.4%	51.5%	50.4%
% of FP17s for Band 1 Urgent Courses	160	4,222	3.8%	7.3%	8.0%	9.1%
% of FP17s Relating to Free Repair or Replacements	27	4,222	0.6%	0.8%	0.8%	0.8%
% of FP17s Relating to Continuations	82	4,222	1.9%	1.3%	1.2%	1.3%
% of Patients satisfied with the dentistry they have received	9	11	81.8%	92.4%	92.8%	92.7%
% of Patients satisfied with the time they had to wait for an appointment	11	11	100.0%	88.8%	89.2%	88.8%

* This is based on patients treated on this contract for their most recent course of treatment. Figures in italics indicate the base number of FP17s or Patient Questionnaire responses are less than 100. N/A is shown where the base number of responses is less than 10 during the period. % is calculated as Quantity/Base number*100

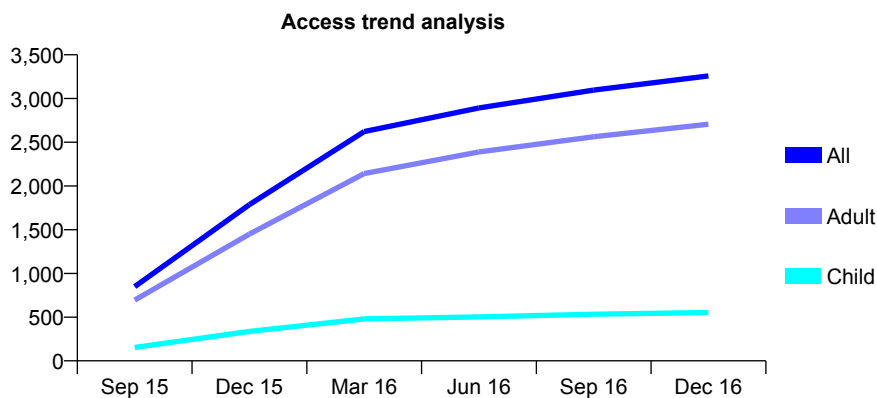
Q59 - Vital Signs At a Glance Contract Report for 181293/0001 - December 2016

Name or company name	JDRM Dental Care Ltd
Contract type name	GDS Contract
Purpose of contract	General
Contract start date	01/07/2015
Contract end date	

16/17 Contracted general activity (UDA)	9,832
Carry forward general activity (UDA)	274
16/17 Contracted orthodontic activity (UOA)	0
Carry forward orthodontic activity (UOA)	0
Baseline contract value	£220,594.94

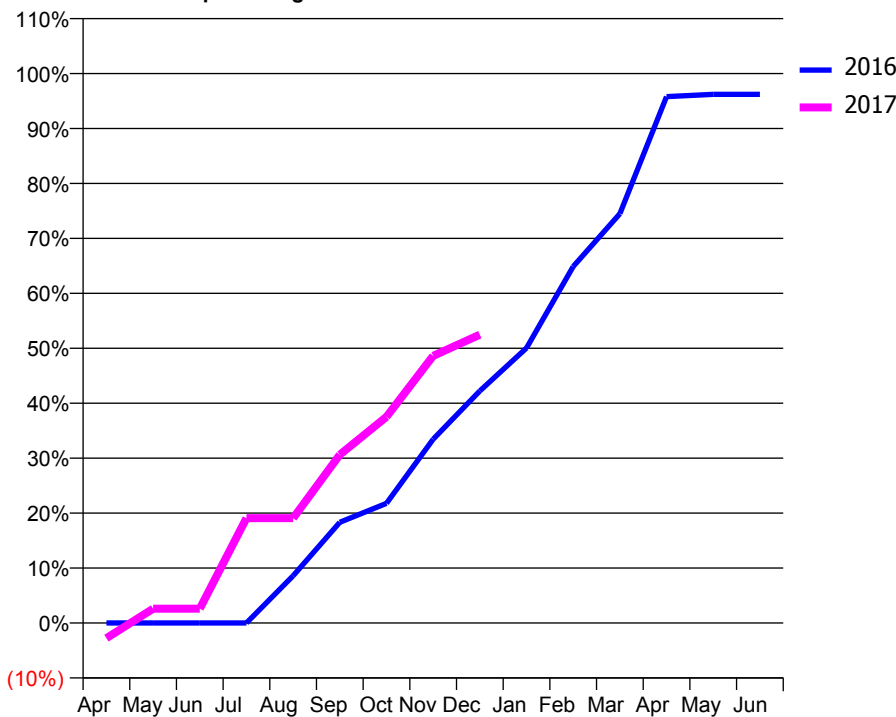
ACCESS*

Patients seen in 24 months	Total	Change since previous quarter
Quarter ending December 2015	1,787	
Quarter ending March 2016	2,622	↑
Quarter ending June 2016	2,892	↑
Quarter ending September 2016	3,096	↑
Quarter ending December 2016	3,259	↑
Variance since December 2015	82.4%	↑



ACTIVITY

Cumulative percentage of contracted UDA delivered 2016 & 2017



Month	Adjusted Scheduled Activity (UDA)	
	2016	2017
April	0	-273
May	0	257
June	0	257
July	0	1,876
August	635	1,876
September	1,352	3,013
October	1,605	3,690
November	2,467	4,780
December	3,114	5,159
January	3,691	
February	4,785	
March	5,493	
April	7,065	
May	7,095	
June	7,095	

QUALITY

	Quantity	Base Number	Contract	AT	Region	England
% of FP17s for the same patient ID Re-attending within 3 months - Children	71	678	10.5%	10.0%	12.1%	12.4%
% of FP17s for the same patient ID Re-attending within 3 months - Adults	328	2,777	11.8%	14.6%	15.9%	16.6%
% of FP17s for the same patient ID Re-attending between 3 & 9 months - Children	361	678	53.2%	60.9%	58.6%	57.5%
% of FP17s for the same patient ID Re-attending between 3 & 9 months - Adults	1,286	2,777	46.3%	53.4%	51.5%	50.4%
% of FP17s for Band 1 Urgent Courses	96	2,857	3.4%	7.3%	8.0%	9.1%
% of FP17s Relating to Free Repair or Replacements	66	2,857	2.3%	0.8%	0.8%	0.8%
% of FP17s Relating to Continuations	23	2,857	0.8%	1.3%	1.2%	1.3%
% of Patients satisfied with the dentistry they have received	20	21	95.2%	92.4%	92.8%	92.7%
% of Patients satisfied with the time they had to wait for an appointment	18	21	85.7%	88.8%	89.2%	88.8%

* This is based on patients treated on this contract for their most recent course of treatment. Figures in italics indicate the base number of FP17s or Patient Questionnaire responses are less than 100. N/A is shown where the base number of responses is less than 10 during the period. % is calculated as Quantity/Base number*100

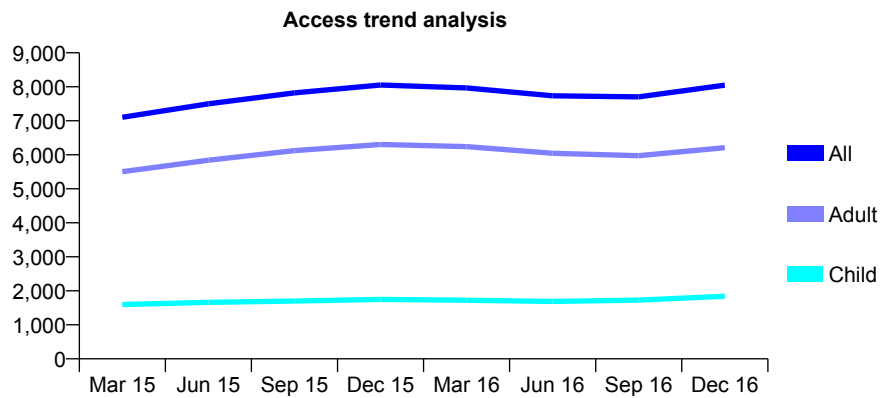
Q59 - Vital Signs At a Glance Contract Report for 183865/0002 - December 2016

Name or company name	H Amin & A Patel
Contract type name	GDS Contract
Purpose of contract	General
Contract start date	01/10/2013
Contract end date	

16/17 Contracted general activity (UDA)	22,643
Carry forward general activity (UDA)	-306
16/17 Contracted orthodontic activity (UOA)	0
Carry forward orthodontic activity (UOA)	0
Baseline contract value	£486,551.32

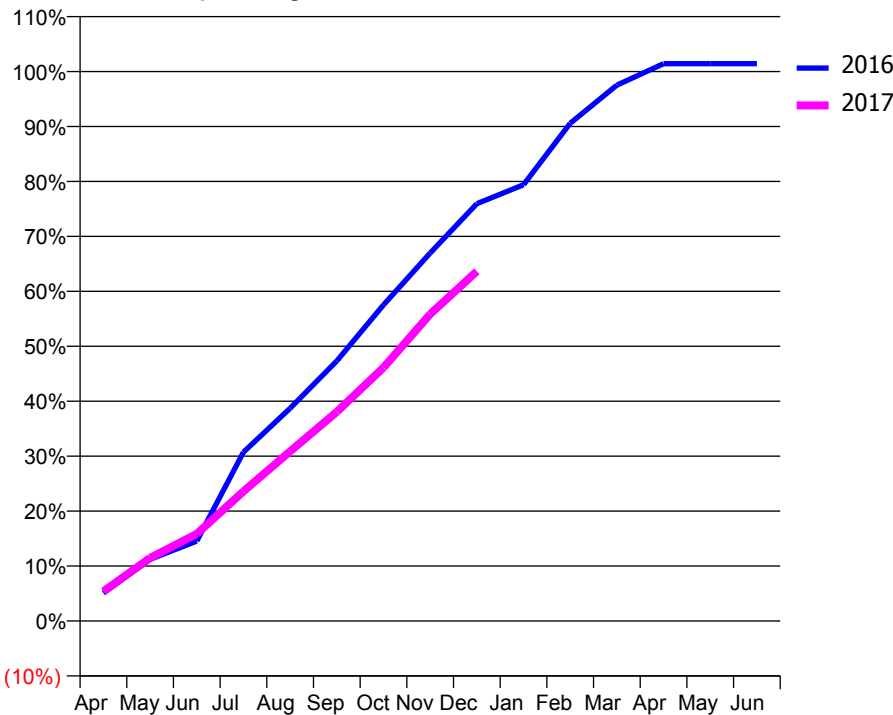
ACCESS*

Patients seen in 24 months	Total	Change since previous quarter
Quarter ending December 2015	8,051	
Quarter ending March 2016	7,965	↓
Quarter ending June 2016	7,737	↓
Quarter ending September 2016	7,703	→
Quarter ending December 2016	8,049	↑
Variance since December 2015	(0.0%)	→



ACTIVITY

Cumulative percentage of contracted UDA delivered 2016 & 2017



Month	Adjusted Scheduled Activity (UDA)	
	2016	2017
April	1,099	1,224
May	2,429	2,601
June	3,149	3,592
July	6,651	5,343
August	8,381	6,992
September	10,247	8,620
October	12,449	10,441
November	14,493	12,648
December	16,434	14,410
January	17,184	
February	19,601	
March	21,104	
April	21,951	
May	21,951	
June	21,949	

QUALITY

	Quantity	Base Number	Contract	AT	Region	England
% of FP17s for the same patient ID Re-attending within 3 months - Children	126	2,101	6.0%	10.0%	12.1%	12.4%
% of FP17s for the same patient ID Re-attending within 3 months - Adults	731	6,519	11.2%	14.6%	15.9%	16.6%
% of FP17s for the same patient ID Re-attending between 3 & 9 months - Children	1,278	2,101	60.8%	60.9%	58.6%	57.5%
% of FP17s for the same patient ID Re-attending between 3 & 9 months - Adults	4,000	6,519	61.4%	53.4%	51.5%	50.4%
% of FP17s for Band 1 Urgent Courses	361	7,852	4.6%	7.3%	8.0%	9.1%
% of FP17s Relating to Free Repair or Replacements	52	7,852	0.7%	0.8%	0.8%	0.8%
% of FP17s Relating to Continuations	54	7,852	0.7%	1.3%	1.2%	1.3%
% of Patients satisfied with the dentistry they have received	12	12	100.0%	92.4%	92.8%	92.7%
% of Patients satisfied with the time they had to wait for an appointment	12	12	100.0%	88.8%	89.2%	88.8%

* This is based on patients treated on this contract for their most recent course of treatment. Figures in italics indicate the base number of FP17s or Patient Questionnaire responses are less than 100. N/A is shown where the base number of responses is less than 10 during the period. % is calculated as Quantity/Base number*100

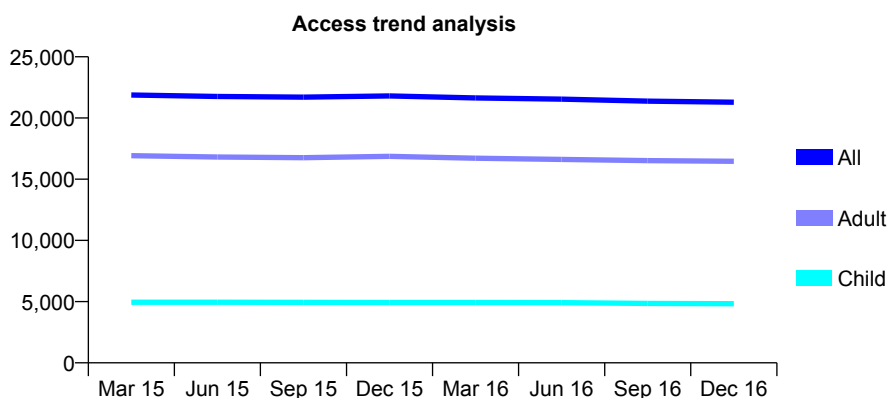
Q59 - Vital Signs At a Glance Contract Report for 187208/0001 - December 2016

Name or company name	Mr N Maxey & Mr W Welch
Contract type name	GDS Contract
Purpose of contract	General and Orthodontic
Contract start date	01/04/2006
Contract end date	

16/17 Contracted general activity (UDA)	63,070
Carry forward general activity (UDA)	0
16/17 Contracted orthodontic activity (UOA)	705
Carry forward orthodontic activity (UOA)	0
Baseline contract value	£1,531,688.03

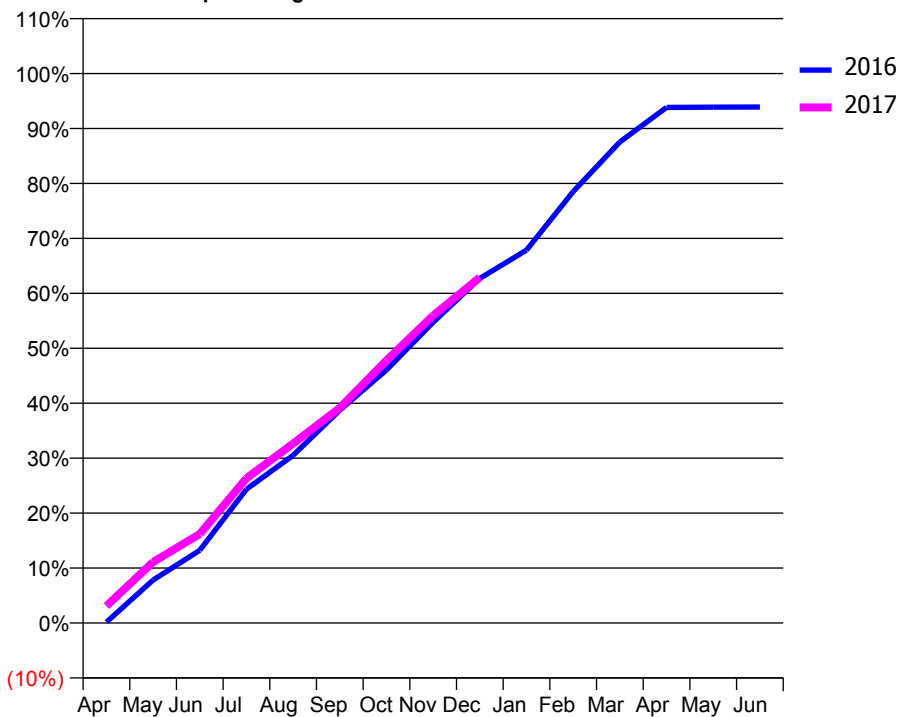
ACCESS*

Patients seen in 24 months	Total	Change since previous quarter
Quarter ending December 2015	21,798	
Quarter ending March 2016	21,640	→
Quarter ending June 2016	21,537	→
Quarter ending September 2016	21,380	→
Quarter ending December 2016	21,289	→
Variance since December 2015	(2.3%)	↓



ACTIVITY

Cumulative percentage of contracted UDA delivered 2016 & 2017



QUALITY

	Quantity	Base Number	Contract	AT	Region	England
% of FP17s for the same patient ID Re-attending within 3 months - Children	457	5,985	7.6%	10.0%	12.1%	12.4%
% of FP17s for the same patient ID Re-attending within 3 months - Adults	2,851	19,475	14.6%	14.6%	15.9%	16.6%
% of FP17s for the same patient ID Re-attending between 3 & 9 months - Children	4,036	5,985	67.4%	60.9%	58.6%	57.5%
% of FP17s for the same patient ID Re-attending between 3 & 9 months - Adults	11,833	19,475	60.8%	53.4%	51.5%	50.4%
% of FP17s for Band 1 Urgent Courses	1,859	23,375	8.0%	7.3%	8.0%	9.1%
% of FP17s Relating to Free Repair or Replacements	149	23,375	0.6%	0.8%	0.8%	0.8%
% of FP17s Relating to Continuations	144	23,375	0.6%	1.3%	1.2%	1.3%
% of Patients satisfied with the dentistry they have received	44	49	89.8%	92.4%	92.8%	92.7%
% of Patients satisfied with the time they had to wait for an appointment	40	49	81.6%	88.8%	89.2%	88.8%

* This is based on patients treated on this contract for their most recent course of treatment. Figures in italics indicate the base number of FP17s or Patient Questionnaire responses are less than 100. N/A is shown where the base number of responses is less than 10 during the period. % is calculated as Quantity/Base number*100

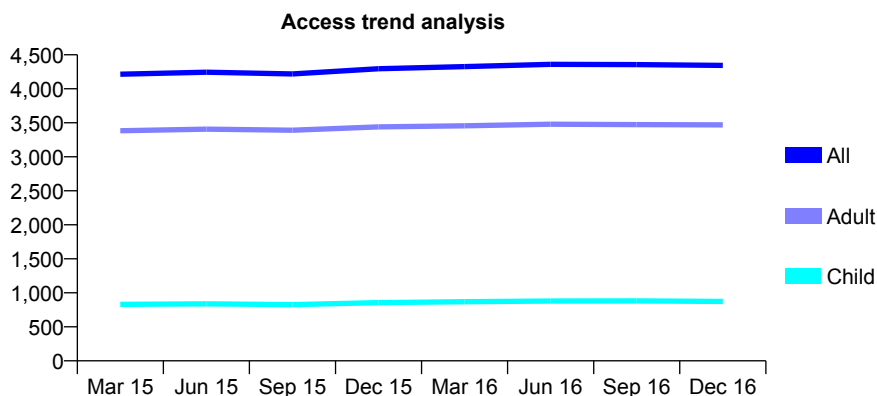
Q59 - Vital Signs At a Glance Contract Report for 187208/0002 - December 2016

Name or company name	Mr N Maxey & Mr W Welch
Contract type name	GDS Contract
Purpose of contract	General
Contract start date	01/04/2006
Contract end date	

16/17 Contracted general activity (UDA)	12,165
Carry forward general activity (UDA)	417
16/17 Contracted orthodontic activity (UOA)	0
Carry forward orthodontic activity (UOA)	0
Baseline contract value	£268,145.18

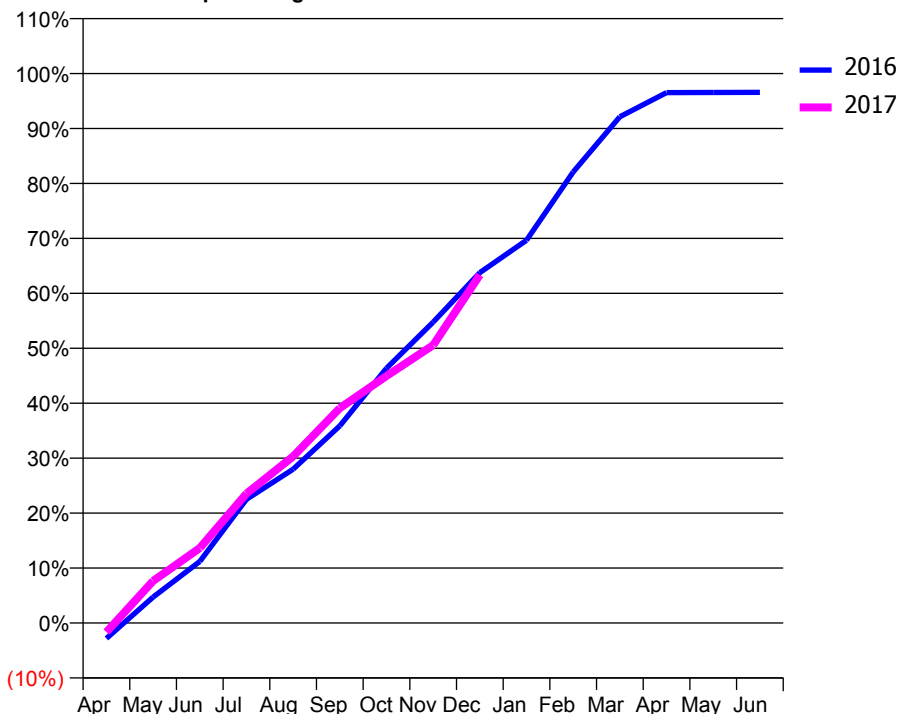
ACCESS*

Patients seen in 24 months	Total	Change since previous quarter
Quarter ending December 2015	4,295	
Quarter ending March 2016	4,326	→
Quarter ending June 2016	4,359	→
Quarter ending September 2016	4,355	→
Quarter ending December 2016	4,344	→
Variance since December 2015	1.1%	→



ACTIVITY

Cumulative percentage of contracted UDA delivered 2016 & 2017



Month	Adjusted Scheduled Activity (UDA)	
	2016	2017
April	-344	-201
May	573	933
June	1,361	1,662
July	2,739	2,865
August	3,406	3,690
September	4,364	4,757
October	5,641	5,468
November	6,661	6,152
December	7,757	7,706
January	8,474	
February	9,985	
March	11,207	
April	11,743	
May	11,744	
June	11,748	

QUALITY

	Quantity	Base Number	Contract	AT	Region	England
% of FP17s for the same patient ID Re-attending within 3 months - Children	56	1,039	5.4%	10.0%	12.1%	12.4%
% of FP17s for the same patient ID Re-attending within 3 months - Adults	519	4,120	12.6%	14.6%	15.9%	16.6%
% of FP17s for the same patient ID Re-attending between 3 & 9 months - Children	763	1,039	73.4%	60.9%	58.6%	57.5%
% of FP17s for the same patient ID Re-attending between 3 & 9 months - Adults	2,703	4,120	65.6%	53.4%	51.5%	50.4%
% of FP17s for Band 1 Urgent Courses	410	4,894	8.4%	7.3%	8.0%	9.1%
% of FP17s Relating to Free Repair or Replacements	13	4,894	0.3%	0.8%	0.8%	0.8%
% of FP17s Relating to Continuations	42	4,894	0.9%	1.3%	1.2%	1.3%
% of Patients satisfied with the dentistry they have received	6	7	N/A	92.4%	92.8%	92.7%
% of Patients satisfied with the time they had to wait for an appointment	7	7	N/A	88.8%	89.2%	88.8%

* This is based on patients treated on this contract for their most recent course of treatment. Figures in italics indicate the base number of FP17s or Patient Questionnaire responses are less than 100. N/A is shown where the base number of responses is less than 10 during the period. % is calculated as Quantity/Base number*100

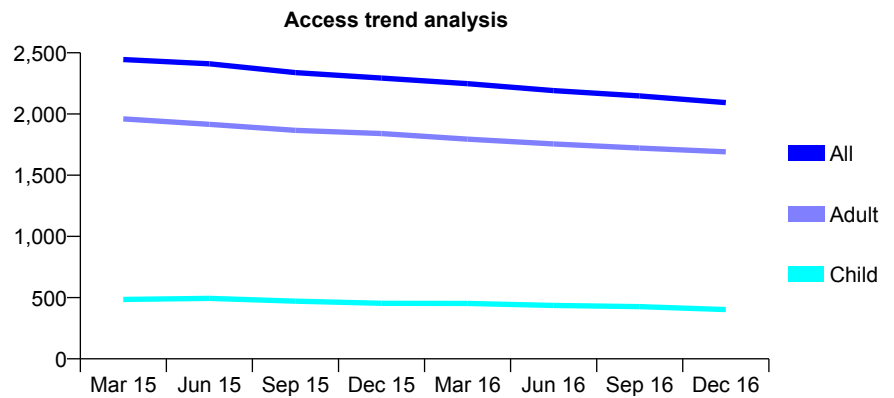
Q59 - Vital Signs At a Glance Contract Report for 187313/0002 - December 2016

Name or company name	J Ahmad, M Hallen, A Persson & A Alfreds
Contract type name	GDS Contract
Purpose of contract	General
Contract start date	01/04/2010
Contract end date	

16/17 Contracted general activity (UDA)	9,152
Carry forward general activity (UDA)	0
16/17 Contracted orthodontic activity (UOA)	0
Carry forward orthodontic activity (UOA)	0
Baseline contract value	£184,211.19

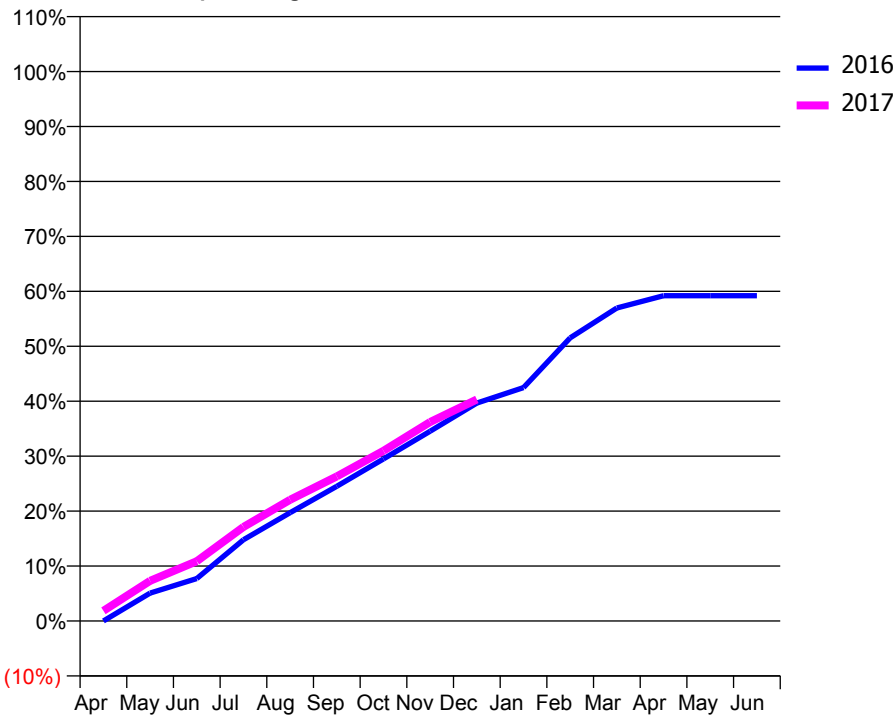
ACCESS*

Patients seen in 24 months	Total	Change since previous quarter
Quarter ending December 2015	2,294	
Quarter ending March 2016	2,248	↓
Quarter ending June 2016	2,191	↓
Quarter ending September 2016	2,148	↓
Quarter ending December 2016	2,093	↓
Variance since December 2015	(8.8%)	↓



ACTIVITY

Cumulative percentage of contracted UDA delivered 2016 & 2017



Month	Adjusted Scheduled Activity (UDA)	
	2016	2017
April	0	169
May	466	670
June	706	996
July	1,354	1,567
August	1,803	2,020
September	2,244	2,408
October	2,699	2,835
November	3,160	3,315
December	3,631	3,690
January	3,888	
February	4,717	
March	5,213	
April	5,419	
May	5,419	
June	5,419	

QUALITY

	Quantity	Base Number	Contract	AT	Region	England
% of FP17s for the same patient ID Re-attending within 3 months - Children	26	404	6.4%	10.0%	12.1%	12.4%
% of FP17s for the same patient ID Re-attending within 3 months - Adults	266	1,895	14.0%	14.6%	15.9%	16.6%
% of FP17s for the same patient ID Re-attending between 3 & 9 months - Children	260	404	64.4%	60.9%	58.6%	57.5%
% of FP17s for the same patient ID Re-attending between 3 & 9 months - Adults	1,183	1,895	62.4%	53.4%	51.5%	50.4%
% of FP17s for Band 1 Urgent Courses	230	2,174	10.6%	7.3%	8.0%	9.1%
% of FP17s Relating to Free Repair or Replacements	0	2,174	0.0%	0.8%	0.8%	0.8%
% of FP17s Relating to Continuations	7	2,174	0.3%	1.3%	1.2%	1.3%
% of Patients satisfied with the dentistry they have received	4	4	N/A	92.4%	92.8%	92.7%
% of Patients satisfied with the time they had to wait for an appointment	3	4	N/A	88.8%	89.2%	88.8%

* This is based on patients treated on this contract for their most recent course of treatment. Figures in italics indicate the base number of FP17s or Patient Questionnaire responses are less than 100. N/A is shown where the base number of responses is less than 10 during the period. % is calculated as Quantity/Base number*100

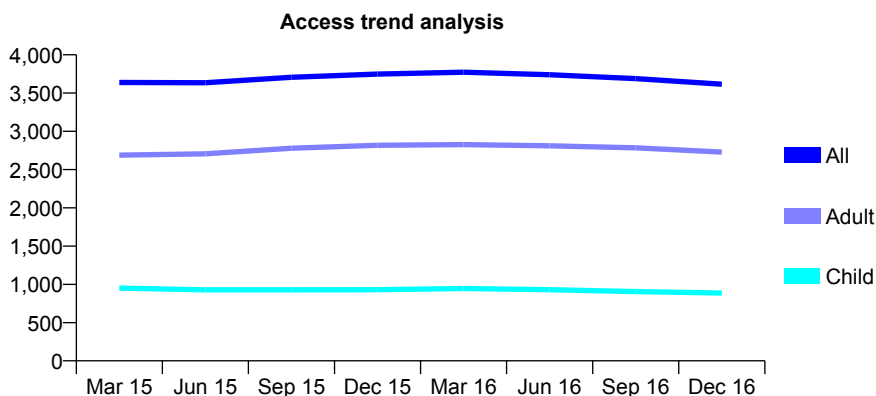
Q59 - Vital Signs At a Glance Contract Report for 188107/0001 - December 2016

Name or company name	Mr J Ratynski & Mrs M Ratynski
Contract type name	GDS Contract
Purpose of contract	General
Contract start date	15/08/2006
Contract end date	

16/17 Contracted general activity (UDA)	11,800
Carry forward general activity (UDA)	83
16/17 Contracted orthodontic activity (UOA)	0
Carry forward orthodontic activity (UOA)	0
Baseline contract value	£260,107.05

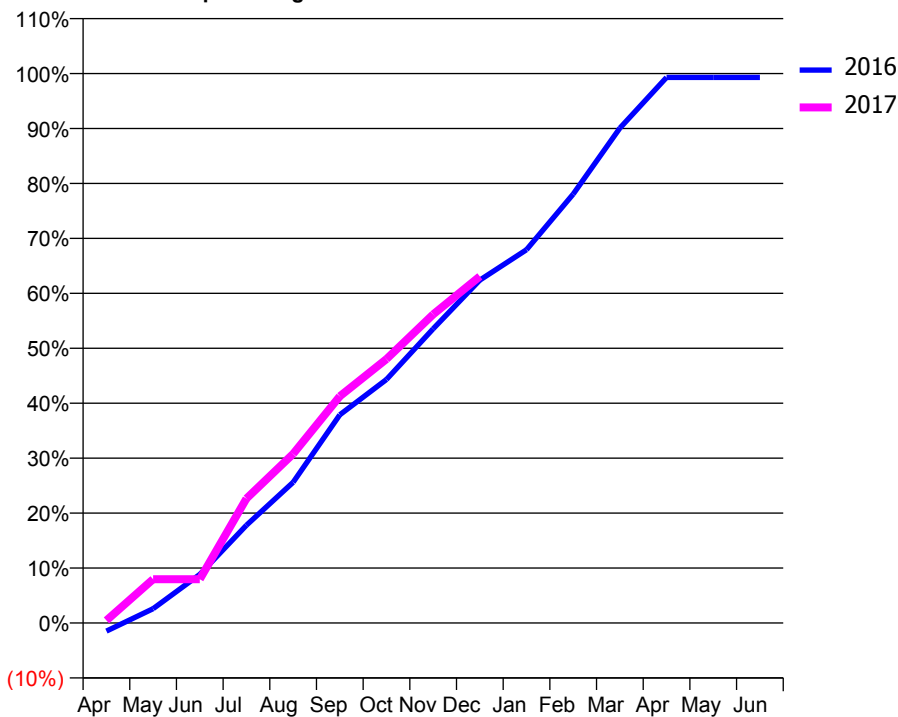
ACCESS*

Patients seen in 24 months	Total	Change since previous quarter
Quarter ending December 2015	3,748	
Quarter ending March 2016	3,772	→
Quarter ending June 2016	3,740	→
Quarter ending September 2016	3,689	↓
Quarter ending December 2016	3,615	↓
Variance since December 2015	(3.5%)	↓



ACTIVITY

Cumulative percentage of contracted UDA delivered 2016 & 2017



Month	Adjusted Scheduled Activity (UDA)	
	2016	2017
April	-176	55
May	309	940
June	1,043	940
July	2,101	2,672
August	3,023	3,633
September	4,470	4,868
October	5,230	5,669
November	6,317	6,628
December	7,364	7,445
January	8,016	
February	9,210	
March	10,629	
April	11,717	
May	11,717	
June	11,717	

QUALITY

	Quantity	Base Number	Contract	AT	Region	England
% of FP17s for the same patient ID Re-attending within 3 months - Children	83	1,129	7.4%	10.0%	12.1%	12.4%
% of FP17s for the same patient ID Re-attending within 3 months - Adults	464	3,482	13.3%	14.6%	15.9%	16.6%
% of FP17s for the same patient ID Re-attending between 3 & 9 months - Children	825	1,129	73.1%	60.9%	58.6%	57.5%
% of FP17s for the same patient ID Re-attending between 3 & 9 months - Adults	2,440	3,482	70.1%	53.4%	51.5%	50.4%
% of FP17s for Band 1 Urgent Courses	94	4,111	2.3%	7.3%	8.0%	9.1%
% of FP17s Relating to Free Repair or Replacements	8	4,111	0.2%	0.8%	0.8%	0.8%
% of FP17s Relating to Continuations	99	4,111	2.4%	1.3%	1.2%	1.3%
% of Patients satisfied with the dentistry they have received	7	8	N/A	92.4%	92.8%	92.7%
% of Patients satisfied with the time they had to wait for an appointment	7	8	N/A	88.8%	89.2%	88.8%

* This is based on patients treated on this contract for their most recent course of treatment. Figures in italics indicate the base number of FP17s or Patient Questionnaire responses are less than 100. N/A is shown where the base number of responses is less than 10 during the period. % is calculated as Quantity/Base number*100

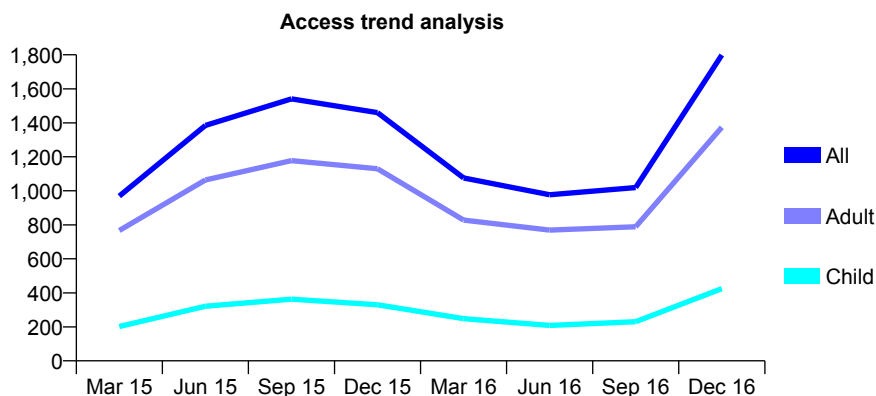
Q59 - Vital Signs At a Glance Contract Report for 188867/0001 - December 2016

Name or company name	Mr Williams, Mr Moroney and Mr Ablett
Contract type name	GDS Contract
Purpose of contract	General
Contract start date	01/10/2013
Contract end date	

16/17 Contracted general activity (UDA)	3,578
Carry forward general activity (UDA)	73
16/17 Contracted orthodontic activity (UOA)	0
Carry forward orthodontic activity (UOA)	0
Baseline contract value	£81,692.82

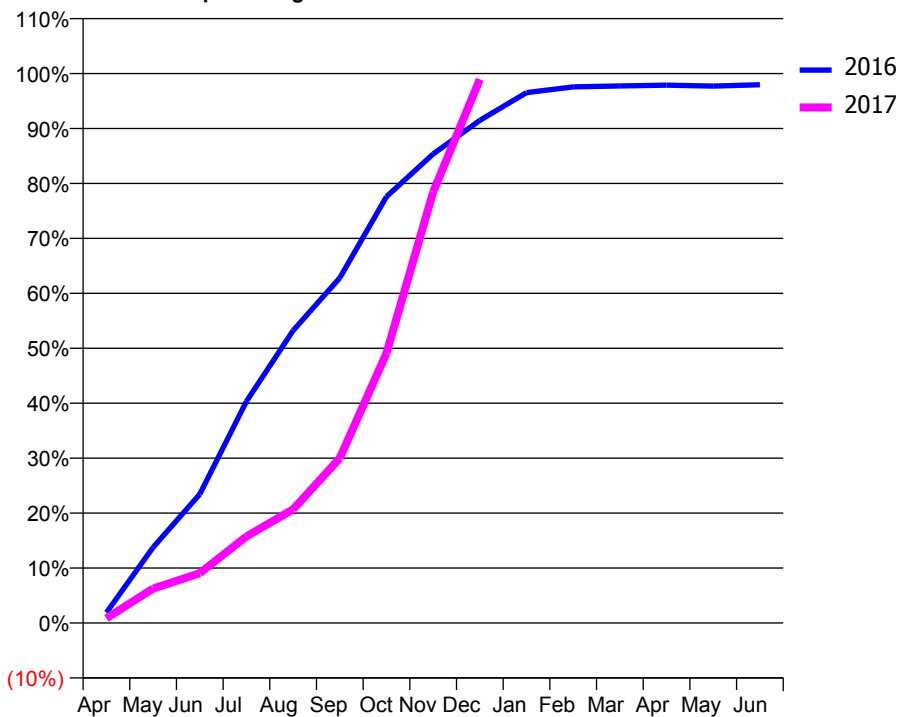
ACCESS*

Patients seen in 24 months	Total	Change since previous quarter
Quarter ending December 2015	1,460	
Quarter ending March 2016	1,076	↓
Quarter ending June 2016	977	↓
Quarter ending September 2016	1,019	↑
Quarter ending December 2016	1,799	↑
Variance since December 2015	23.2%	↑



ACTIVITY

Cumulative percentage of contracted UDA delivered 2016 & 2017



Month	Adjusted Scheduled Activity (UDA)	
	2016	2017
April	68	31
May	493	224
June	839	324
July	1,443	564
August	1,905	740
September	2,247	1,073
October	2,777	1,757
November	3,054	2,807
December	3,273	3,541
January	3,454	
February	3,491	
March	3,497	
April	3,502	
May	3,496	
June	3,505	

QUALITY

	Quantity	Base Number	Contract	AT	Region	England
% of FP17s for the same patient ID Re-attending within 3 months - Children	11	415	2.7%	10.0%	12.1%	12.4%
% of FP17s for the same patient ID Re-attending within 3 months - Adults	82	1,321	6.2%	14.6%	15.9%	16.6%
% of FP17s for the same patient ID Re-attending between 3 & 9 months - Children	44	415	10.6%	60.9%	58.6%	57.5%
% of FP17s for the same patient ID Re-attending between 3 & 9 months - Adults	147	1,321	11.1%	53.4%	51.5%	50.4%
% of FP17s for Band 1 Urgent Courses	139	1,729	8.0%	7.3%	8.0%	9.1%
% of FP17s Relating to Free Repair or Replacements	3	1,729	0.2%	0.8%	0.8%	0.8%
% of FP17s Relating to Continuations	25	1,729	1.4%	1.3%	1.2%	1.3%
% of Patients satisfied with the dentistry they have received	3	3	N/A	92.4%	92.8%	92.7%
% of Patients satisfied with the time they had to wait for an appointment	3	3	N/A	88.8%	89.2%	88.8%

* This is based on patients treated on this contract for their most recent course of treatment. Figures in italics indicate the base number of FP17s or Patient Questionnaire responses are less than 100. N/A is shown where the base number of responses is less than 10 during the period. % is calculated as Quantity/Base number*100

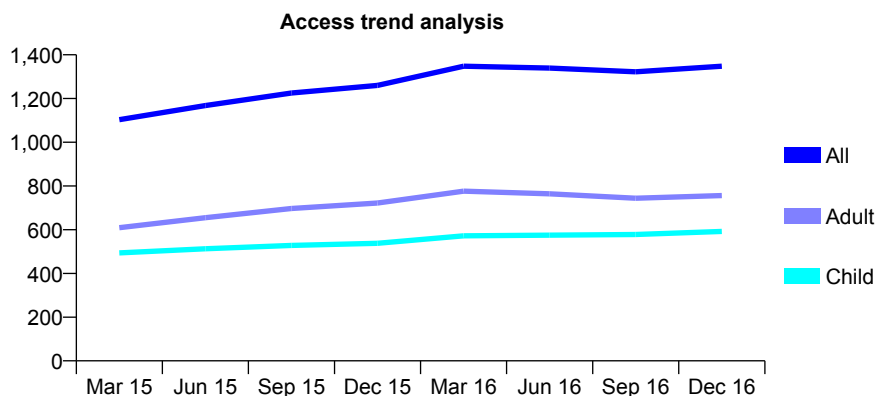
Q59 - Vital Signs At a Glance Contract Report for 189820/0001 - December 2016

Name or company name	J & P Pallipatt T/A Aesthetic Smiles
Contract type name	GDS Contract
Purpose of contract	General
Contract start date	01/12/2010
Contract end date	

16/17 Contracted general activity (UDA)	3,000
Carry forward general activity (UDA)	9
16/17 Contracted orthodontic activity (UOA)	0
Carry forward orthodontic activity (UOA)	0
Baseline contract value	£143,016.51

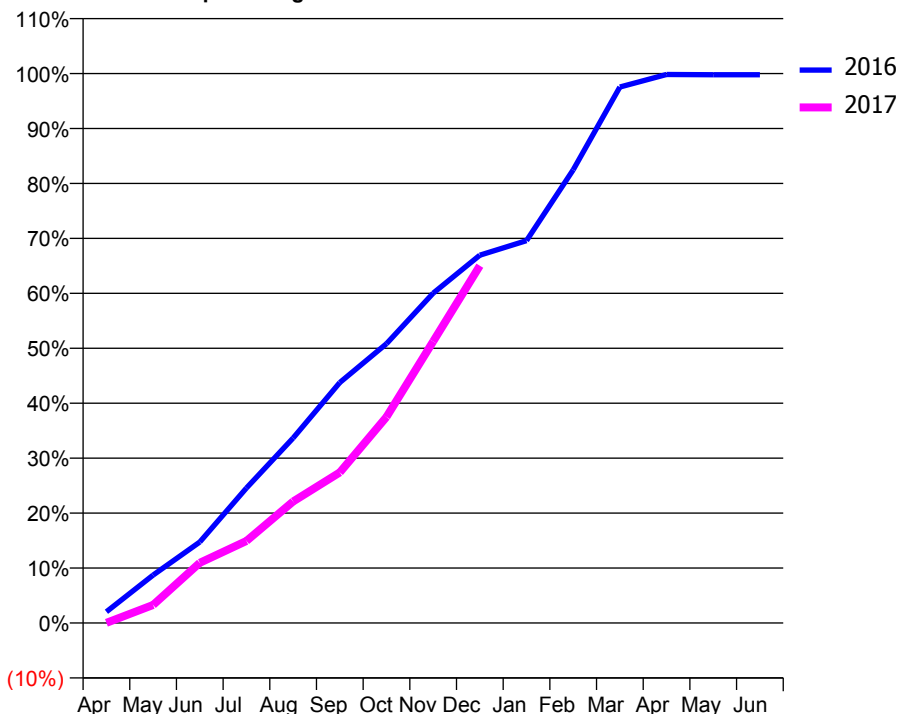
ACCESS*

Patients seen in 24 months	Total	Change since previous quarter
Quarter ending December 2015	1,260	
Quarter ending March 2016	1,348	↑
Quarter ending June 2016	1,339	→
Quarter ending September 2016	1,322	↓
Quarter ending December 2016	1,348	→
Variance since December 2015	7.0%	↑



ACTIVITY

Cumulative percentage of contracted UDA delivered 2016 & 2017



Month	Adjusted Scheduled Activity (UDA)	
	2016	2017
April	82	1
May	349	99
June	590	328
July	983	448
August	1,347	664
September	1,750	822
October	2,033	1,125
November	2,401	1,537
December	2,678	1,950
January	2,784	
February	3,299	
March	3,902	
April	3,992	
May	3,991	
June	3,991	

QUALITY

	Quantity	Base Number	Contract	AT	Region	England
% of FP17s for the same patient ID Re-attending within 3 months - Children	38	453	8.4%	10.0%	12.1%	12.4%
% of FP17s for the same patient ID Re-attending within 3 months - Adults	95	578	16.4%	14.6%	15.9%	16.6%
% of FP17s for the same patient ID Re-attending between 3 & 9 months - Children	210	453	46.4%	60.9%	58.6%	57.5%
% of FP17s for the same patient ID Re-attending between 3 & 9 months - Adults	251	578	43.4%	53.4%	51.5%	50.4%
% of FP17s for Band 1 Urgent Courses	132	997	13.2%	7.3%	8.0%	9.1%
% of FP17s Relating to Free Repair or Replacements	1	997	0.1%	0.8%	0.8%	0.8%
% of FP17s Relating to Continuations	0	997	0.0%	1.3%	1.2%	1.3%
% of Patients satisfied with the dentistry they have received	4	4	N/A	92.4%	92.8%	92.7%
% of Patients satisfied with the time they had to wait for an appointment	4	4	N/A	88.8%	89.2%	88.8%

* This is based on patients treated on this contract for their most recent course of treatment. Figures in italics indicate the base number of FP17s or Patient Questionnaire responses are less than 100. N/A is shown where the base number of responses is less than 10 during the period. % is calculated as Quantity/Base number*100

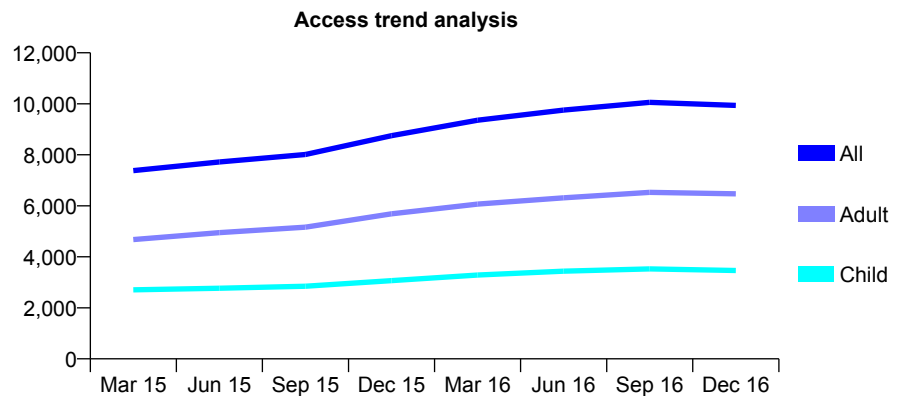
Q59 - Vital Signs At a Glance Contract Report for 189960/0001 - December 2016

Name or company name	Mr Z Kapadia & Mr N F Kapadia
Contract type name	GDS Contract
Purpose of contract	General
Contract start date	01/04/2014
Contract end date	

16/17 Contracted general activity (UDA)	25,121
Carry forward general activity (UDA)	895
16/17 Contracted orthodontic activity (UOA)	0
Carry forward orthodontic activity (UOA)	0
Baseline contract value	£615,236.63

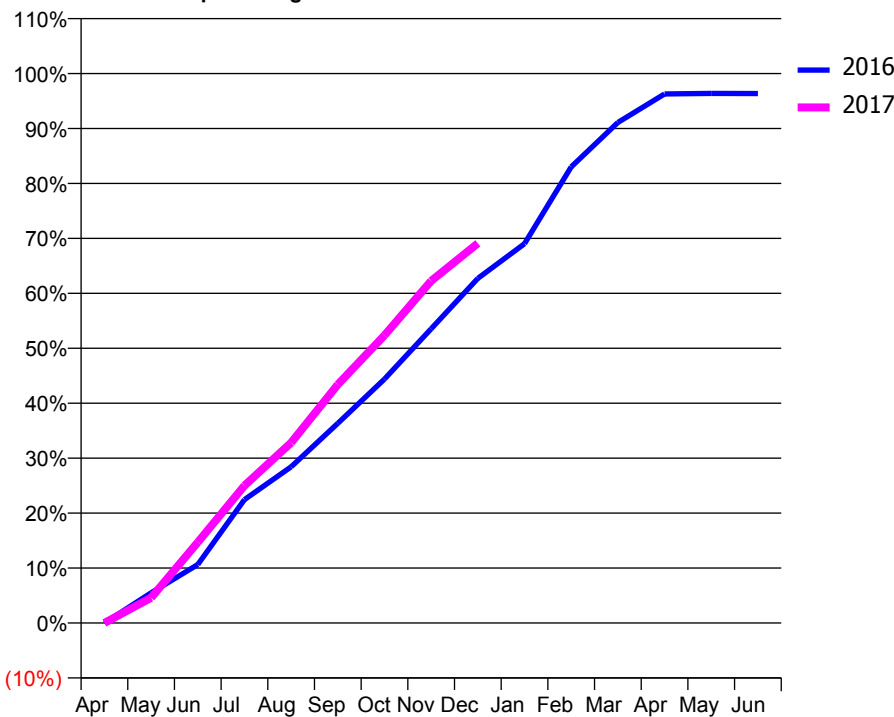
ACCESS*

Patients seen in 24 months	Total	Change since previous quarter
Quarter ending December 2015	8,751	
Quarter ending March 2016	9,357	↑
Quarter ending June 2016	9,754	↑
Quarter ending September 2016	10,058	↑
Quarter ending December 2016	9,936	↓
Variance since December 2015	13.5%	↑



ACTIVITY

Cumulative percentage of contracted UDA delivered 2016 & 2017



Month	Adjusted Scheduled Activity (UDA)	
	2016	2017
April	-1	-5
May	1,350	1,157
June	2,617	3,688
July	5,518	6,285
August	6,987	8,247
September	8,929	10,903
October	10,906	13,150
November	13,157	15,639
December	15,409	17,361
January	16,960	
February	20,397	
March	22,382	
April	23,658	
May	23,679	
June	23,676	

QUALITY

	Quantity	Base Number	Contract	AT	Region	England
% of FP17s for the same patient ID Re-attending within 3 months - Children	245	4,618	5.3%	10.0%	12.1%	12.4%
% of FP17s for the same patient ID Re-attending within 3 months - Adults	813	7,620	10.7%	14.6%	15.9%	16.6%
% of FP17s for the same patient ID Re-attending between 3 & 9 months - Children	3,273	4,618	70.9%	60.9%	58.6%	57.5%
% of FP17s for the same patient ID Re-attending between 3 & 9 months - Adults	4,757	7,620	62.4%	53.4%	51.5%	50.4%
% of FP17s for Band 1 Urgent Courses	460	11,021	4.2%	7.3%	8.0%	9.1%
% of FP17s Relating to Free Repair or Replacements	43	11,021	0.4%	0.8%	0.8%	0.8%
% of FP17s Relating to Continuations	20	11,021	0.2%	1.3%	1.2%	1.3%
% of Patients satisfied with the dentistry they have received	14	16	87.5%	92.4%	92.8%	92.7%
% of Patients satisfied with the time they had to wait for an appointment	12	16	75.0%	88.8%	89.2%	88.8%

* This is based on patients treated on this contract for their most recent course of treatment. Figures in italics indicate the base number of FP17s or Patient Questionnaire responses are less than 100. N/A is shown where the base number of responses is less than 10 during the period. % is calculated as Quantity/Base number*100

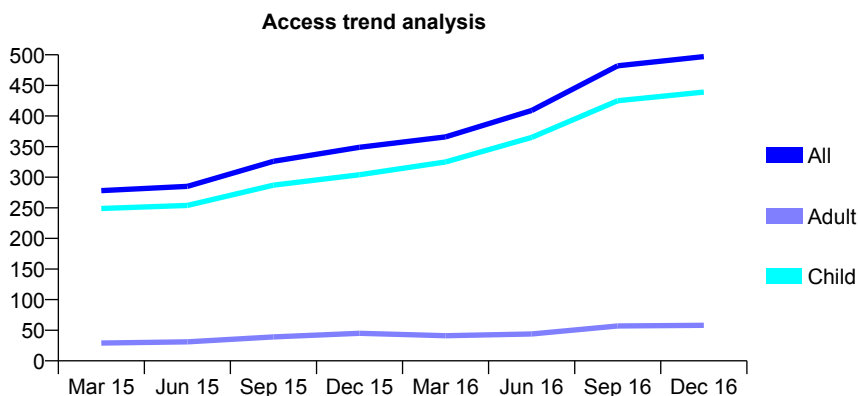
Q59 - Vital Signs At a Glance Contract Report for 191248/0001 - December 2016

Name or company name	Mr K Makwana & Mr P Patel
Contract type name	GDS Contract
Purpose of contract	General
Contract start date	01/02/2012
Contract end date	

16/17 Contracted general activity (UDA)	2,000
Carry forward general activity (UDA)	0
16/17 Contracted orthodontic activity (UOA)	0
Carry forward orthodontic activity (UOA)	0
Baseline contract value	£45,680.43

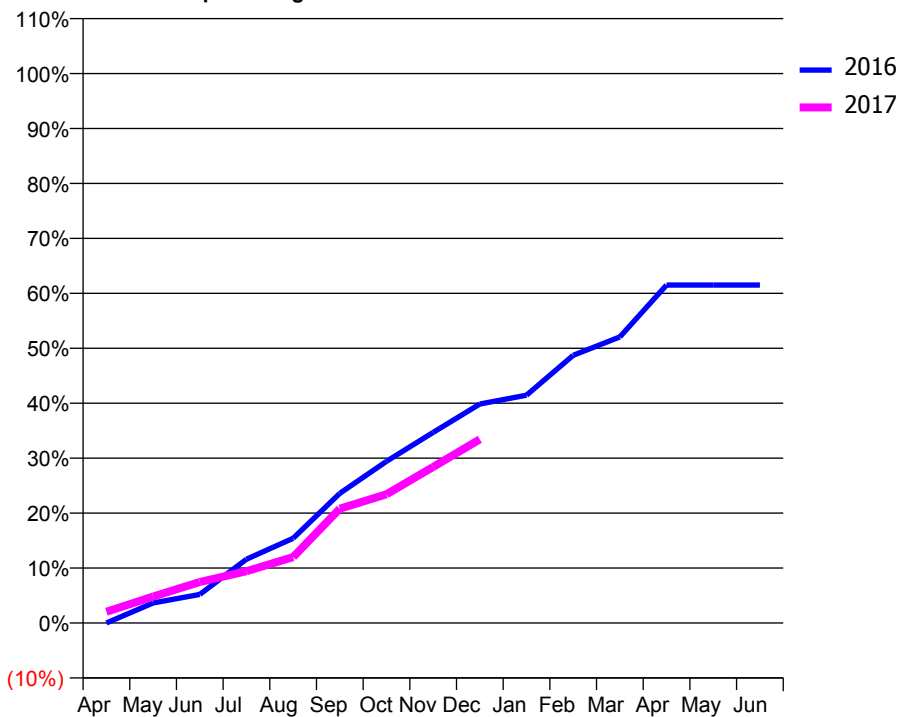
ACCESS*

Patients seen in 24 months	Total	Change since previous quarter
Quarter ending December 2015	349	
Quarter ending March 2016	366	↑
Quarter ending June 2016	409	↑
Quarter ending September 2016	482	↑
Quarter ending December 2016	497	↑
Variance since December 2015	42.4%	↑



ACTIVITY

Cumulative percentage of contracted UDA delivered 2016 & 2017



Month	Adjusted Scheduled Activity (UDA)	
	2016	2017
April	0	41
May	38	96
June	55	149
July	122	189
August	162	240
September	248	416
October	309	469
November	364	568
December	418	668
January	435	
February	512	
March	547	
April	646	
May	646	
June	646	

QUALITY

	Quantity	Base Number	Contract	AT	Region	England
% of FP17s for the same patient ID Re-attending within 3 months - Children	33	606	5.4%	10.0%	12.1%	12.4%
% of FP17s for the same patient ID Re-attending within 3 months - Adults	0	0	N/A	14.6%	15.9%	16.6%
% of FP17s for the same patient ID Re-attending between 3 & 9 months - Children	295	606	48.7%	60.9%	58.6%	57.5%
% of FP17s for the same patient ID Re-attending between 3 & 9 months - Adults	0	0	N/A	53.4%	51.5%	50.4%
% of FP17s for Band 1 Urgent Courses	22	531	4.1%	7.3%	8.0%	9.1%
% of FP17s Relating to Free Repair or Replacements	0	531	0.0%	0.8%	0.8%	0.8%
% of FP17s Relating to Continuations	0	531	0.0%	1.3%	1.2%	1.3%
% of Patients satisfied with the dentistry they have received	2	2	N/A	92.4%	92.8%	92.7%
% of Patients satisfied with the time they had to wait for an appointment	1	2	N/A	88.8%	89.2%	88.8%

* This is based on patients treated on this contract for their most recent course of treatment. Figures in italics indicate the base number of FP17s or Patient Questionnaire responses are less than 100. N/A is shown where the base number of responses is less than 10 during the period. % is calculated as Quantity/Base number*100

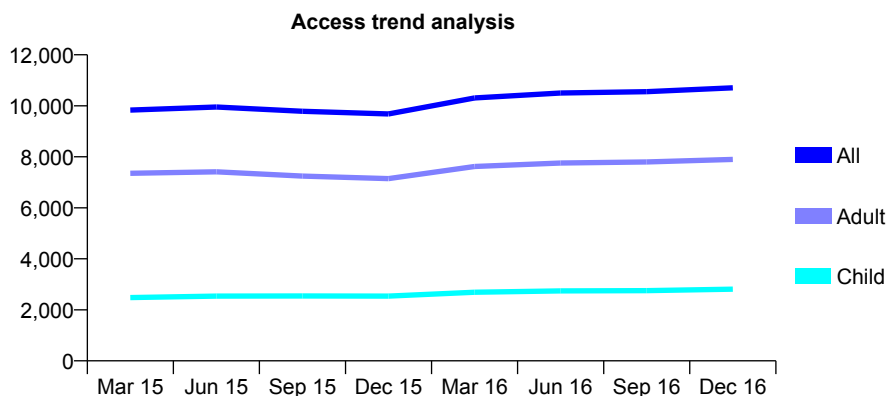
Q59 - Vital Signs At a Glance Contract Report for 191310/0001 - December 2016

Name or company name	East Midlands Community Dental Ass. Ltd.
Contract type name	GDS Contract
Purpose of contract	General
Contract start date	15/11/2006
Contract end date	

16/17 Contracted general activity (UDA)	28,504
Carry forward general activity (UDA)	710
16/17 Contracted orthodontic activity (UOA)	0
Carry forward orthodontic activity (UOA)	0
Baseline contract value	£628,307.05

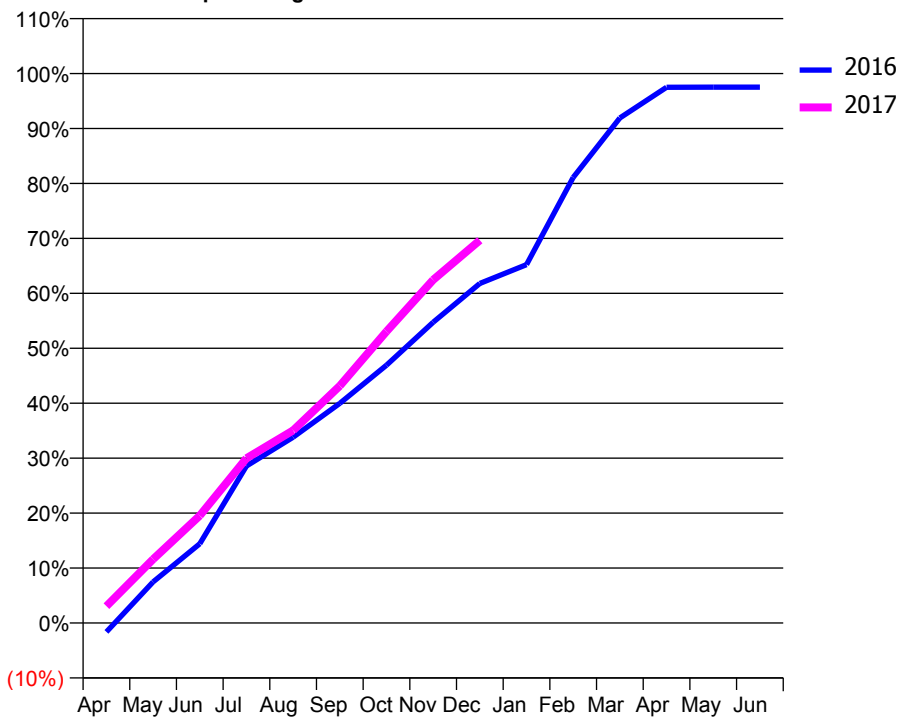
ACCESS*

Patients seen in 24 months	Total	Change since previous quarter
Quarter ending December 2015	9,682	
Quarter ending March 2016	10,311	↑
Quarter ending June 2016	10,502	→
Quarter ending September 2016	10,553	→
Quarter ending December 2016	10,707	→
Variance since December 2015	10.6%	↑



ACTIVITY

Cumulative percentage of contracted UDA delivered 2016 & 2017



Month	Adjusted Scheduled Activity (UDA)	
	2016	2017
April	-469	875
May	2,131	3,308
June	4,114	5,570
July	8,146	8,547
August	9,639	9,994
September	11,399	12,300
October	13,374	15,125
November	15,598	17,799
December	17,615	19,855
January	18,591	
February	23,115	
March	26,197	
April	27,787	
May	27,793	
June	27,794	

QUALITY

	Quantity	Base Number	Contract	AT	Region	England
% of FP17s for the same patient ID Re-attending within 3 months - Children	173	3,068	5.6%	10.0%	12.1%	12.4%
% of FP17s for the same patient ID Re-attending within 3 months - Adults	1,011	8,545	11.8%	14.6%	15.9%	16.6%
% of FP17s for the same patient ID Re-attending between 3 & 9 months - Children	1,995	3,068	65.0%	60.9%	58.6%	57.5%
% of FP17s for the same patient ID Re-attending between 3 & 9 months - Adults	4,762	8,545	55.7%	53.4%	51.5%	50.4%
% of FP17s for Band 1 Urgent Courses	845	10,845	7.8%	7.3%	8.0%	9.1%
% of FP17s Relating to Free Repair or Replacements	41	10,845	0.4%	0.8%	0.8%	0.8%
% of FP17s Relating to Continuations	112	10,845	1.0%	1.3%	1.2%	1.3%
% of Patients satisfied with the dentistry they have received	22	24	91.7%	92.4%	92.8%	92.7%
% of Patients satisfied with the time they had to wait for an appointment	22	24	91.7%	88.8%	89.2%	88.8%

* This is based on patients treated on this contract for their most recent course of treatment. Figures in italics indicate the base number of FP17s or Patient Questionnaire responses are less than 100. N/A is shown where the base number of responses is less than 10 during the period. % is calculated as Quantity/Base number*100

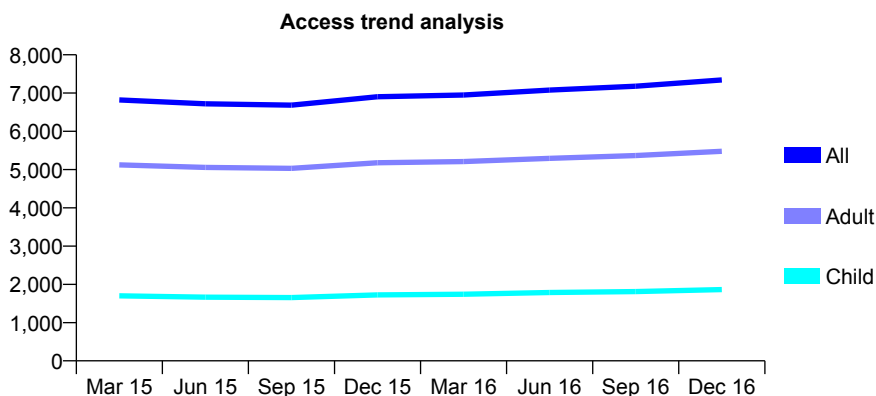
Q59 - Vital Signs At a Glance Contract Report for 191310/0004 - December 2016

Name or company name	Apex Dental Ltd
Contract type name	GDS Contract
Purpose of contract	General
Contract start date	04/04/2008
Contract end date	

16/17 Contracted general activity (UDA)	21,000
Carry forward general activity (UDA)	-223
16/17 Contracted orthodontic activity (UOA)	0
Carry forward orthodontic activity (UOA)	0
Baseline contract value	£462,902.39

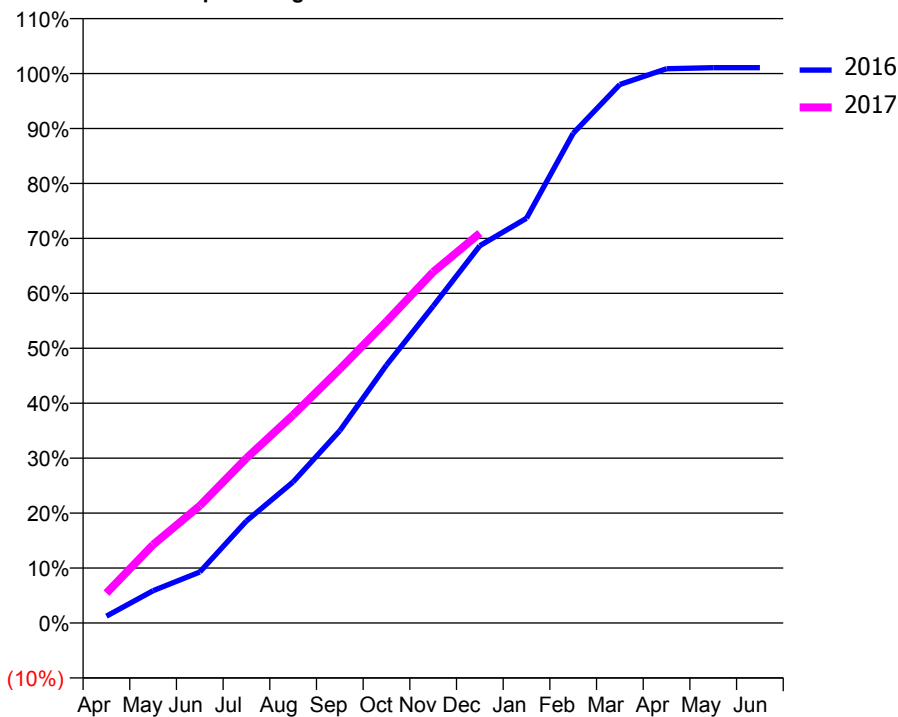
ACCESS*

Patients seen in 24 months	Total	Change since previous quarter
Quarter ending December 2015	6,902	
Quarter ending March 2016	6,950	→
Quarter ending June 2016	7,079	→
Quarter ending September 2016	7,178	→
Quarter ending December 2016	7,342	↑
Variance since December 2015	6.4%	↑



ACTIVITY

Cumulative percentage of contracted UDA delivered 2016 & 2017



Month	Adjusted Scheduled Activity (UDA)	
	2016	2017
April	263	1,145
May	1,238	2,992
June	1,949	4,482
July	3,903	6,304
August	5,396	7,952
September	7,349	9,707
October	9,859	11,524
November	12,112	13,416
December	14,420	14,900
January	15,469	
February	18,713	
March	20,581	
April	21,181	
May	21,223	
June	21,223	

QUALITY

	Quantity	Base Number	Contract	AT	Region	England
% of FP17s for the same patient ID Re-attending within 3 months - Children	99	1,765	5.6%	10.0%	12.1%	12.4%
% of FP17s for the same patient ID Re-attending within 3 months - Adults	603	4,632	13.0%	14.6%	15.9%	16.6%
% of FP17s for the same patient ID Re-attending between 3 & 9 months - Children	940	1,765	53.3%	60.9%	58.6%	57.5%
% of FP17s for the same patient ID Re-attending between 3 & 9 months - Adults	2,074	4,632	44.8%	53.4%	51.5%	50.4%
% of FP17s for Band 1 Urgent Courses	576	6,122	9.4%	7.3%	8.0%	9.1%
% of FP17s Relating to Free Repair or Replacements	33	6,122	0.5%	0.8%	0.8%	0.8%
% of FP17s Relating to Continuations	68	6,122	1.1%	1.3%	1.2%	1.3%
% of Patients satisfied with the dentistry they have received	17	17	100.0%	92.4%	92.8%	92.7%
% of Patients satisfied with the time they had to wait for an appointment	17	17	100.0%	88.8%	89.2%	88.8%

* This is based on patients treated on this contract for their most recent course of treatment. Figures in italics indicate the base number of FP17s or Patient Questionnaire responses are less than 100. N/A is shown where the base number of responses is less than 10 during the period. % is calculated as Quantity/Base number*100

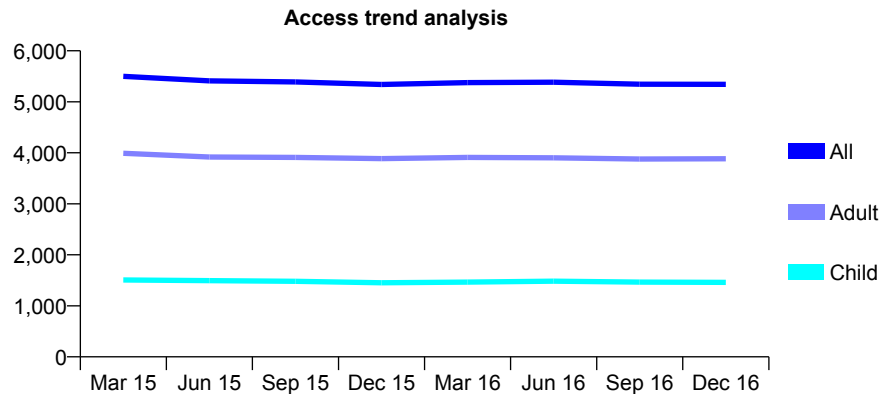
Q59 - Vital Signs At a Glance Contract Report for 191779/0001 - December 2016

Name or company name	Dr H Moti & Dr J Shah
Contract type name	GDS Contract
Purpose of contract	General
Contract start date	01/05/2008
Contract end date	

16/17 Contracted general activity (UDA)	11,711
Carry forward general activity (UDA)	443
16/17 Contracted orthodontic activity (UOA)	0
Carry forward orthodontic activity (UOA)	0
Baseline contract value	£318,941.59

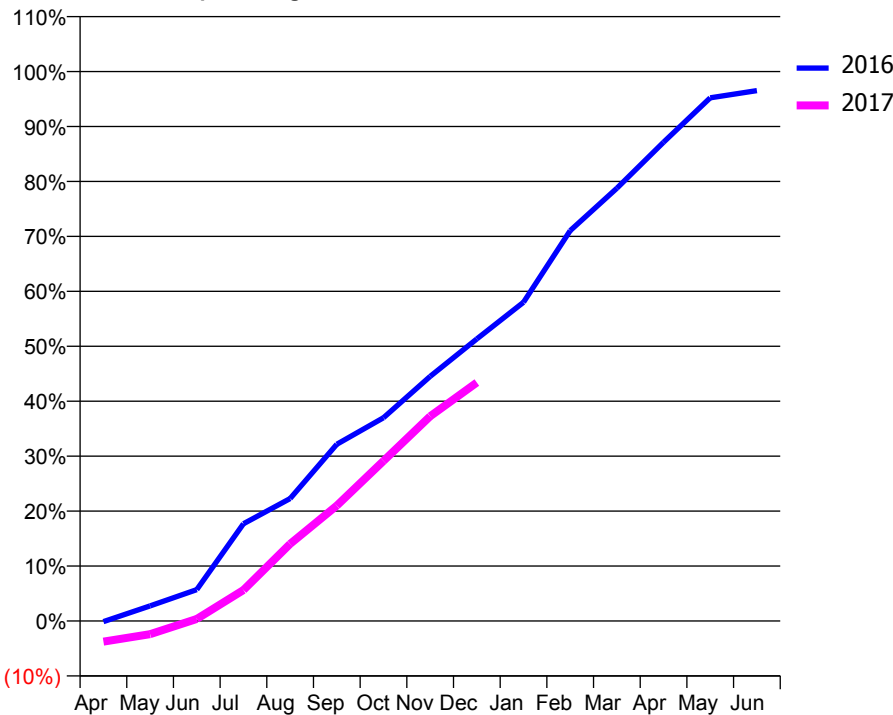
ACCESS*

Patients seen in 24 months	Total	Change since previous quarter
Quarter ending December 2015	5,340	
Quarter ending March 2016	5,376	→
Quarter ending June 2016	5,385	→
Quarter ending September 2016	5,345	→
Quarter ending December 2016	5,343	→
Variance since December 2015	0.1%	→



ACTIVITY

Cumulative percentage of contracted UDA delivered 2016 & 2017



Month	Adjusted Scheduled Activity (UDA)	
	2016	2017
April	-18	-443
May	350	-283
June	727	43
July	2,249	660
August	2,834	1,645
September	4,089	2,460
October	4,703	3,412
November	5,657	4,363
December	6,526	5,084
January	7,374	
February	9,029	
March	10,012	
April	11,076	
May	12,102	
June	12,268	

QUALITY

	Quantity	Base Number	Contract	AT	Region	England
% of FP17s for the same patient ID Re-attending within 3 months - Children	118	1,631	7.2%	10.0%	12.1%	12.4%
% of FP17s for the same patient ID Re-attending within 3 months - Adults	400	3,597	11.1%	14.6%	15.9%	16.6%
% of FP17s for the same patient ID Re-attending between 3 & 9 months - Children	1,069	1,631	65.5%	60.9%	58.6%	57.5%
% of FP17s for the same patient ID Re-attending between 3 & 9 months - Adults	2,012	3,597	55.9%	53.4%	51.5%	50.4%
% of FP17s for Band 1 Urgent Courses	262	3,199	8.2%	7.3%	8.0%	9.1%
% of FP17s Relating to Free Repair or Replacements	26	3,199	0.8%	0.8%	0.8%	0.8%
% of FP17s Relating to Continuations	27	3,199	0.8%	1.3%	1.2%	1.3%
% of Patients satisfied with the dentistry they have received	3	3	N/A	92.4%	92.8%	92.7%
% of Patients satisfied with the time they had to wait for an appointment	3	3	N/A	88.8%	89.2%	88.8%

* This is based on patients treated on this contract for their most recent course of treatment. Figures in italics indicate the base number of FP17s or Patient Questionnaire responses are less than 100. N/A is shown where the base number of responses is less than 10 during the period. % is calculated as Quantity/Base number*100

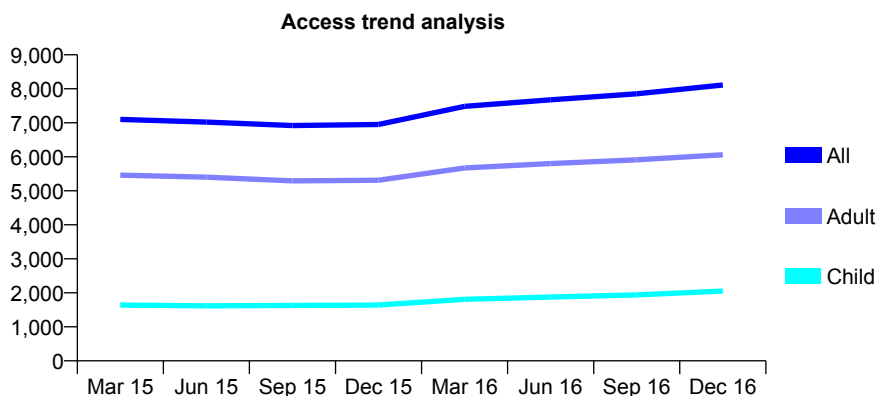
Q59 - Vital Signs At a Glance Contract Report for 193461/0001 - December 2016

Name or company name	Forest House Dental Surgery Limited
Contract type name	GDS Contract
Purpose of contract	General
Contract start date	01/10/2007
Contract end date	

16/17 Contracted general activity (UDA)	23,341
Carry forward general activity (UDA)	695
16/17 Contracted orthodontic activity (UOA)	0
Carry forward orthodontic activity (UOA)	0
Baseline contract value	£535,824.40

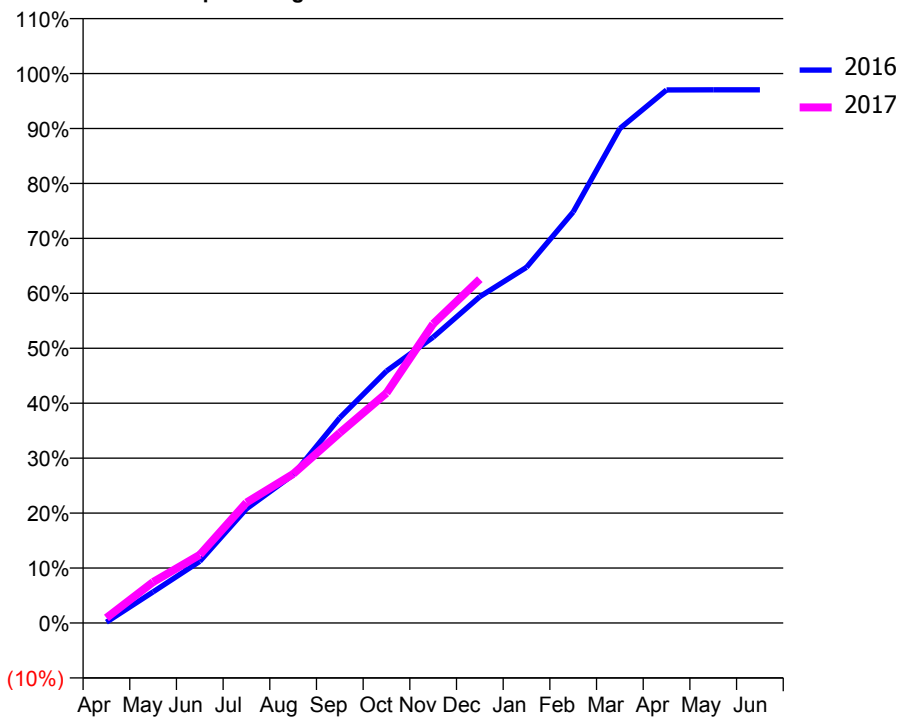
ACCESS*

Patients seen in 24 months	Total	Change since previous quarter
Quarter ending December 2015	6,952	
Quarter ending March 2016	7,483	↑
Quarter ending June 2016	7,676	↑
Quarter ending September 2016	7,851	↑
Quarter ending December 2016	8,113	↑
Variance since December 2015	16.7%	↑



ACTIVITY

Cumulative percentage of contracted UDA delivered 2016 & 2017



Month	Adjusted Scheduled Activity (UDA)	
	2016	2017
April	38	215
May	1,321	1,744
June	2,620	2,898
July	4,850	5,120
August	6,296	6,330
September	8,718	8,078
October	10,701	9,768
November	12,142	12,705
December	13,863	14,603
January	15,108	
February	17,458	
March	21,003	
April	22,645	
May	22,649	
June	22,646	

QUALITY

	Quantity	Base Number	Contract	AT	Region	England
% of FP17s for the same patient ID Re-attending within 3 months - Children	176	2,263	7.8%	10.0%	12.1%	12.4%
% of FP17s for the same patient ID Re-attending within 3 months - Adults	1,012	6,832	14.8%	14.6%	15.9%	16.6%
% of FP17s for the same patient ID Re-attending between 3 & 9 months - Children	1,278	2,263	56.5%	60.9%	58.6%	57.5%
% of FP17s for the same patient ID Re-attending between 3 & 9 months - Adults	3,684	6,832	53.9%	53.4%	51.5%	50.4%
% of FP17s for Band 1 Urgent Courses	595	8,415	7.1%	7.3%	8.0%	9.1%
% of FP17s Relating to Free Repair or Replacements	58	8,415	0.7%	0.8%	0.8%	0.8%
% of FP17s Relating to Continuations	75	8,415	0.9%	1.3%	1.2%	1.3%
% of Patients satisfied with the dentistry they have received	7	7	N/A	92.4%	92.8%	92.7%
% of Patients satisfied with the time they had to wait for an appointment	7	7	N/A	88.8%	89.2%	88.8%

* This is based on patients treated on this contract for their most recent course of treatment. Figures in italics indicate the base number of FP17s or Patient Questionnaire responses are less than 100. N/A is shown where the base number of responses is less than 10 during the period. % is calculated as Quantity/Base number*100

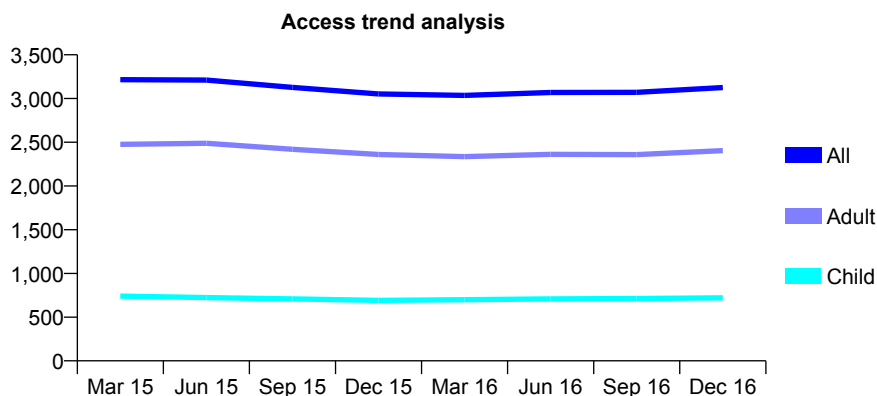
Q59 - Vital Signs At a Glance Contract Report for 193887/0001 - December 2016

Name or company name	Whetstone Dental Surgery Limited
Contract type name	GDS Contract
Purpose of contract	General
Contract start date	01/11/2007
Contract end date	

16/17 Contracted general activity (UDA)	11,270
Carry forward general activity (UDA)	-168
16/17 Contracted orthodontic activity (UOA)	0
Carry forward orthodontic activity (UOA)	0
Baseline contract value	£318,122.91

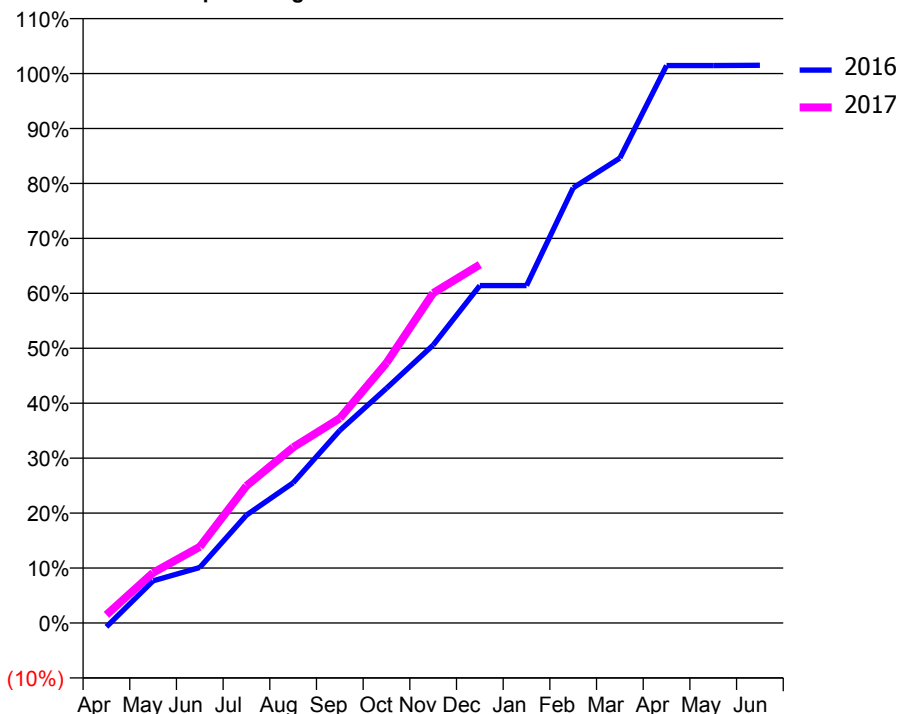
ACCESS*

Patients seen in 24 months	Total	Change since previous quarter
Quarter ending December 2015	3,052	
Quarter ending March 2016	3,035	→
Quarter ending June 2016	3,069	→
Quarter ending September 2016	3,071	→
Quarter ending December 2016	3,125	→
Variance since December 2015	2.4%	↑



ACTIVITY

Cumulative percentage of contracted UDA delivered 2016 & 2017



Month	Adjusted Scheduled Activity (UDA)	
	2016	2017
April	-80	168
May	865	1,032
June	1,140	1,562
July	2,215	2,813
August	2,876	3,603
September	3,950	4,200
October	4,814	5,333
November	5,701	6,768
December	6,919	7,351
January	6,919	
February	8,927	
March	9,536	
April	11,433	
May	11,433	
June	11,438	

QUALITY

	Quantity	Base Number	Contract	AT	Region	England
% of FP17s for the same patient ID Re-attending within 3 months - Children	49	1,017	4.8%	10.0%	12.1%	12.4%
% of FP17s for the same patient ID Re-attending within 3 months - Adults	136	2,774	4.9%	14.6%	15.9%	16.6%
% of FP17s for the same patient ID Re-attending between 3 & 9 months - Children	702	1,017	69.0%	60.9%	58.6%	57.5%
% of FP17s for the same patient ID Re-attending between 3 & 9 months - Adults	1,868	2,774	67.3%	53.4%	51.5%	50.4%
% of FP17s for Band 1 Urgent Courses	76	3,123	2.4%	7.3%	8.0%	9.1%
% of FP17s Relating to Free Repair or Replacements	2	3,123	0.1%	0.8%	0.8%	0.8%
% of FP17s Relating to Continuations	4	3,123	0.1%	1.3%	1.2%	1.3%
% of Patients satisfied with the dentistry they have received	12	12	100.0%	92.4%	92.8%	92.7%
% of Patients satisfied with the time they had to wait for an appointment	11	12	91.7%	88.8%	89.2%	88.8%

* This is based on patients treated on this contract for their most recent course of treatment. Figures in italics indicate the base number of FP17s or Patient Questionnaire responses are less than 100. N/A is shown where the base number of responses is less than 10 during the period. % is calculated as Quantity/Base number*100

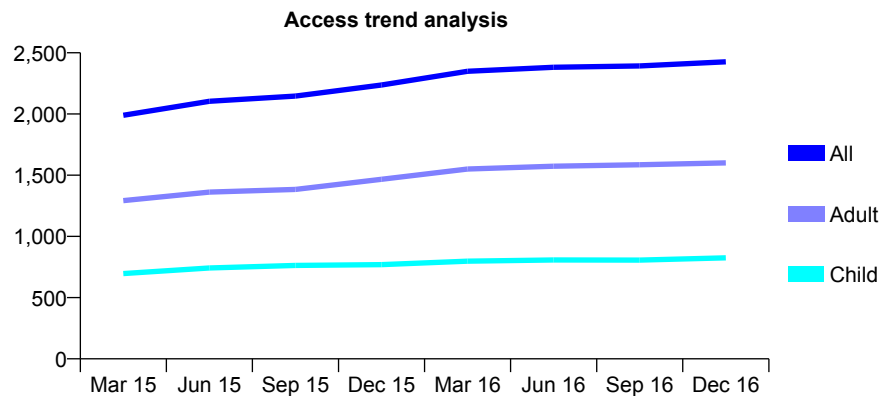
Q59 - Vital Signs At a Glance Contract Report for 194247/0001 - December 2016

Name or company name	V & Y (UK) Limited
Contract type name	GDS Contract
Purpose of contract	General
Contract start date	01/02/2012
Contract end date	

16/17 Contracted general activity (UDA)	7,655
Carry forward general activity (UDA)	254
16/17 Contracted orthodontic activity (UOA)	0
Carry forward orthodontic activity (UOA)	0
Baseline contract value	£170,505.23

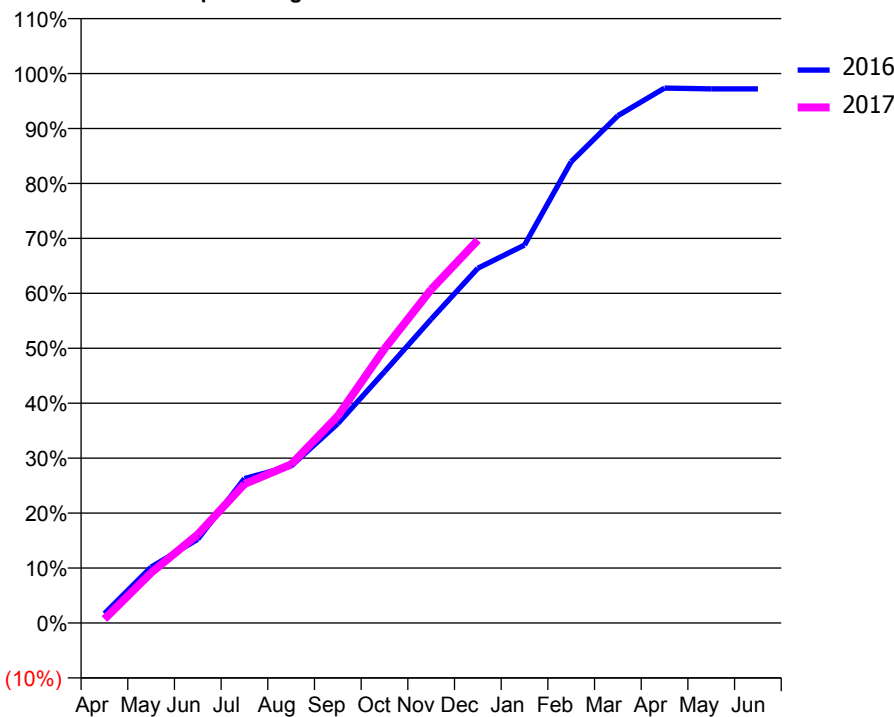
ACCESS*

Patients seen in 24 months	Total	Change since previous quarter
Quarter ending December 2015	2,237	
Quarter ending March 2016	2,349	↑
Quarter ending June 2016	2,382	→
Quarter ending September 2016	2,393	→
Quarter ending December 2016	2,426	→
Variance since December 2015	8.4%	↑



ACTIVITY

Cumulative percentage of contracted UDA delivered 2016 & 2017



Month	Adjusted Scheduled Activity (UDA)	
	2016	2017
April	155	54
May	927	699
June	1,388	1,235
July	2,393	1,936
August	2,602	2,210
September	3,305	2,884
October	4,163	3,820
November	5,034	4,647
December	5,879	5,335
January	6,263	
February	7,644	
March	8,405	
April	8,864	
May	8,851	
June	8,851	

QUALITY

	Quantity	Base Number	Contract	AT	Region	England
% of FP17s for the same patient ID Re-attending within 3 months - Children	23	779	3.0%	10.0%	12.1%	12.4%
% of FP17s for the same patient ID Re-attending within 3 months - Adults	79	1,231	6.4%	14.6%	15.9%	16.6%
% of FP17s for the same patient ID Re-attending between 3 & 9 months - Children	416	779	53.4%	60.9%	58.6%	57.5%
% of FP17s for the same patient ID Re-attending between 3 & 9 months - Adults	621	1,231	50.4%	53.4%	51.5%	50.4%
% of FP17s for Band 1 Urgent Courses	9	1,866	0.5%	7.3%	8.0%	9.1%
% of FP17s Relating to Free Repair or Replacements	8	1,866	0.4%	0.8%	0.8%	0.8%
% of FP17s Relating to Continuations	10	1,866	0.5%	1.3%	1.2%	1.3%
% of Patients satisfied with the dentistry they have received	2	2	N/A	92.4%	92.8%	92.7%
% of Patients satisfied with the time they had to wait for an appointment	2	2	N/A	88.8%	89.2%	88.8%

* This is based on patients treated on this contract for their most recent course of treatment. Figures in italics indicate the base number of FP17s or Patient Questionnaire responses are less than 100. N/A is shown where the base number of responses is less than 10 during the period. % is calculated as Quantity/Base number*100

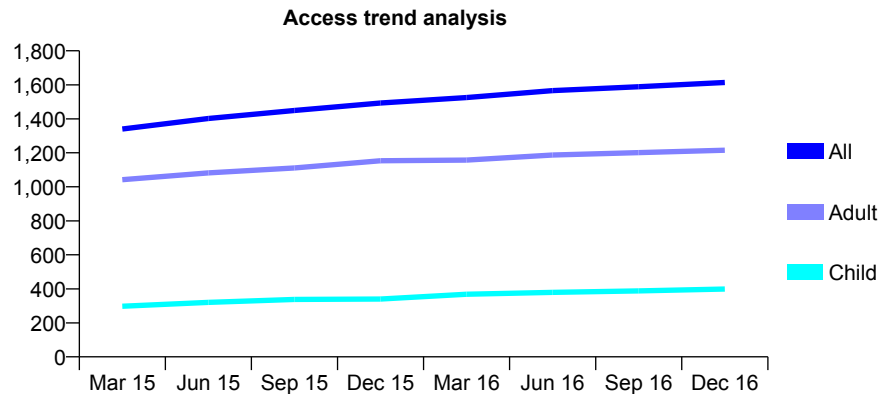
Q59 - Vital Signs At a Glance Contract Report for 194247/0002 - December 2016

Name or company name	V & Y (UK) Limited
Contract type name	GDS Contract
Purpose of contract	General
Contract start date	01/02/2012
Contract end date	

16/17 Contracted general activity (UDA)	5,843
Carry forward general activity (UDA)	25
16/17 Contracted orthodontic activity (UOA)	0
Carry forward orthodontic activity (UOA)	0
Baseline contract value	£201,920.11

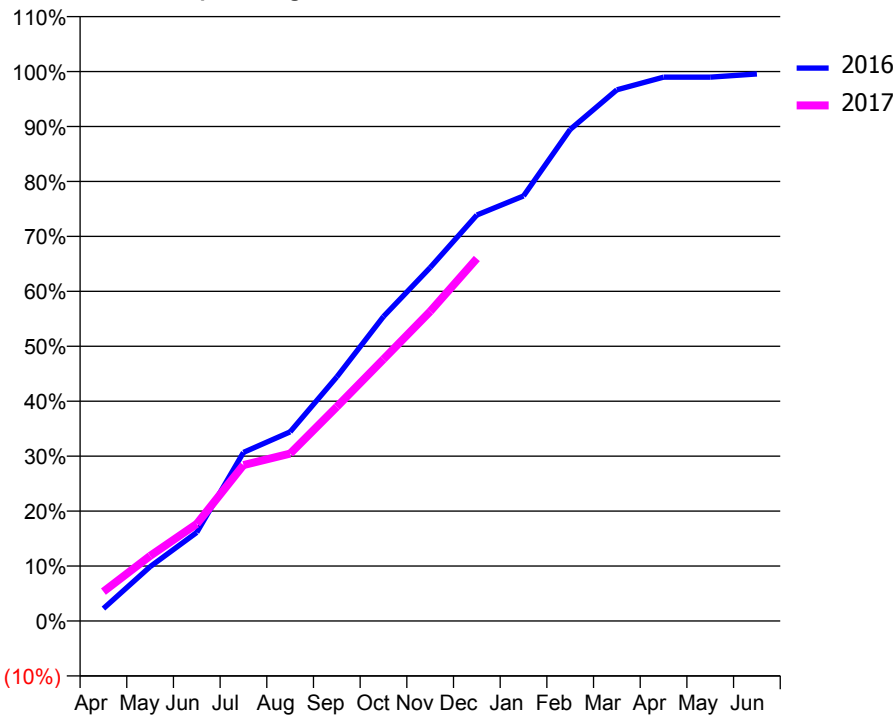
ACCESS*

Patients seen in 24 months	Total	Change since previous quarter
Quarter ending December 2015	1,493	
Quarter ending March 2016	1,525	↑
Quarter ending June 2016	1,566	↑
Quarter ending September 2016	1,589	→
Quarter ending December 2016	1,614	→
Variance since December 2015	8.1%	↑



ACTIVITY

Cumulative percentage of contracted UDA delivered 2016 & 2017



Month	Adjusted Scheduled Activity (UDA)	
	2016	2017
April	126	313
May	549	693
June	894	1,033
July	1,701	1,658
August	1,908	1,780
September	2,462	2,277
October	3,072	2,784
November	3,565	3,292
December	4,096	3,854
January	4,288	
February	4,959	
March	5,358	
April	5,486	
May	5,486	
June	5,518	

QUALITY

	Quantity	Base Number	Contract	AT	Region	England
% of FP17s for the same patient ID Re-attending within 3 months - Children	10	368	2.7%	10.0%	12.1%	12.4%
% of FP17s for the same patient ID Re-attending within 3 months - Adults	64	1,101	5.8%	14.6%	15.9%	16.6%
% of FP17s for the same patient ID Re-attending between 3 & 9 months - Children	204	368	55.4%	60.9%	58.6%	57.5%
% of FP17s for the same patient ID Re-attending between 3 & 9 months - Adults	627	1,101	56.9%	53.4%	51.5%	50.4%
% of FP17s for Band 1 Urgent Courses	2	1,381	0.1%	7.3%	8.0%	9.1%
% of FP17s Relating to Free Repair or Replacements	15	1,381	1.1%	0.8%	0.8%	0.8%
% of FP17s Relating to Continuations	6	1,381	0.4%	1.3%	1.2%	1.3%
% of Patients satisfied with the dentistry they have received	1	2	N/A	92.4%	92.8%	92.7%
% of Patients satisfied with the time they had to wait for an appointment	2	2	N/A	88.8%	89.2%	88.8%

* This is based on patients treated on this contract for their most recent course of treatment. Figures in italics indicate the base number of FP17s or Patient Questionnaire responses are less than 100. N/A is shown where the base number of responses is less than 10 during the period. % is calculated as Quantity/Base number*100

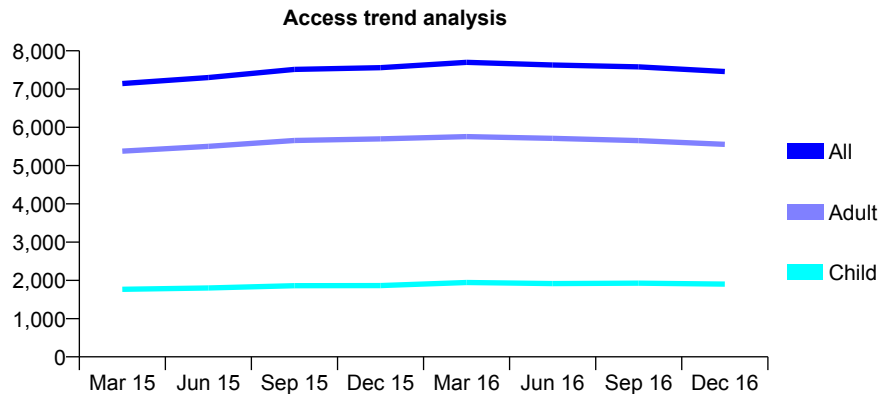
Q59 - Vital Signs At a Glance Contract Report for 194646/0001 - December 2016

Name or company name	Thurmaston Dental Practice Ltd
Contract type name	GDS Contract
Purpose of contract	General
Contract start date	01/11/2013
Contract end date	

16/17 Contracted general activity (UDA)	21,203
Carry forward general activity (UDA)	32
16/17 Contracted orthodontic activity (UOA)	0
Carry forward orthodontic activity (UOA)	0
Baseline contract value	£513,344.87

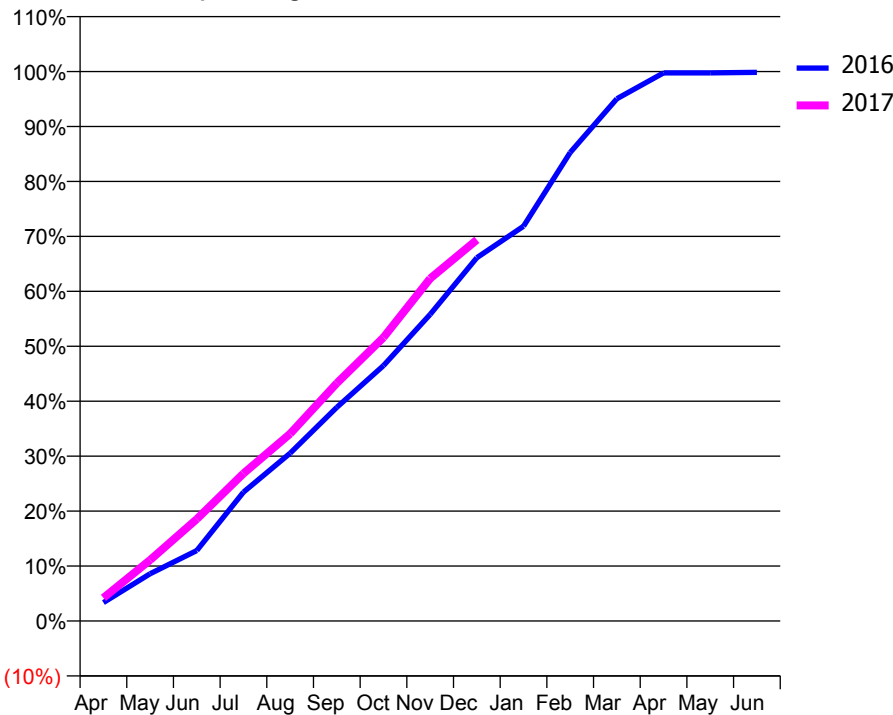
ACCESS*

Patients seen in 24 months	Total	Change since previous quarter
Quarter ending December 2015	7,560	
Quarter ending March 2016	7,699	→
Quarter ending June 2016	7,628	→
Quarter ending September 2016	7,581	→
Quarter ending December 2016	7,457	↓
Variance since December 2015	(1.4%)	↓



ACTIVITY

Cumulative percentage of contracted UDA delivered 2016 & 2017



Month	Adjusted Scheduled Activity (UDA)	
	2016	2017
April	713	892
May	1,824	2,356
June	2,721	3,933
July	4,972	5,693
August	6,474	7,225
September	8,243	9,176
October	9,857	10,941
November	11,834	13,216
December	14,020	14,707
January	15,234	
February	18,081	
March	20,152	
April	21,149	
May	21,149	
June	21,171	

QUALITY

	Quantity	Base Number	Contract	AT	Region	England
% of FP17s for the same patient ID Re-attending within 3 months - Children	183	2,303	7.9%	10.0%	12.1%	12.4%
% of FP17s for the same patient ID Re-attending within 3 months - Adults	750	5,957	12.6%	14.6%	15.9%	16.6%
% of FP17s for the same patient ID Re-attending between 3 & 9 months - Children	1,489	2,303	64.7%	60.9%	58.6%	57.5%
% of FP17s for the same patient ID Re-attending between 3 & 9 months - Adults	3,544	5,957	59.5%	53.4%	51.5%	50.4%
% of FP17s for Band 1 Urgent Courses	255	7,732	3.3%	7.3%	8.0%	9.1%
% of FP17s Relating to Free Repair or Replacements	49	7,732	0.6%	0.8%	0.8%	0.8%
% of FP17s Relating to Continuations	91	7,732	1.2%	1.3%	1.2%	1.3%
% of Patients satisfied with the dentistry they have received	8	9	N/A	92.4%	92.8%	92.7%
% of Patients satisfied with the time they had to wait for an appointment	6	9	N/A	88.8%	89.2%	88.8%

* This is based on patients treated on this contract for their most recent course of treatment. Figures in italics indicate the base number of FP17s or Patient Questionnaire responses are less than 100. N/A is shown where the base number of responses is less than 10 during the period. % is calculated as Quantity/Base number*100

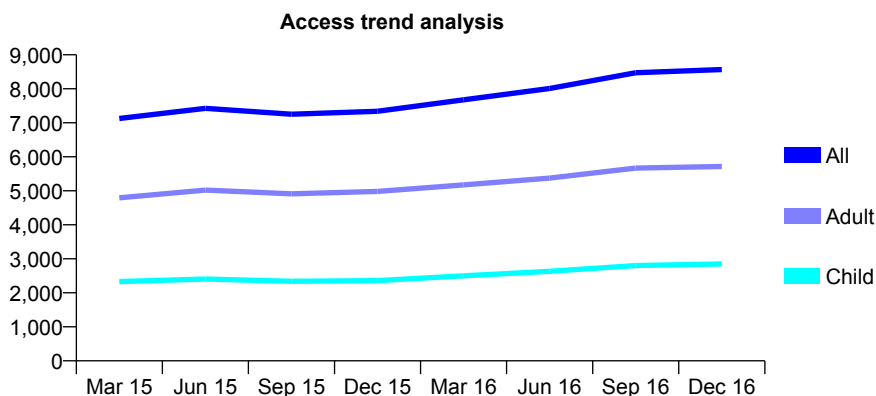
Q59 - Vital Signs At a Glance Contract Report for 195405/0001 - December 2016

Name or company name	Sigma Dental Limited
Contract type name	GDS Contract
Purpose of contract	General
Contract start date	01/11/2006
Contract end date	

16/17 Contracted general activity (UDA)	19,345
Carry forward general activity (UDA)	500
16/17 Contracted orthodontic activity (UOA)	0
Carry forward orthodontic activity (UOA)	0
Baseline contract value	£478,405.63

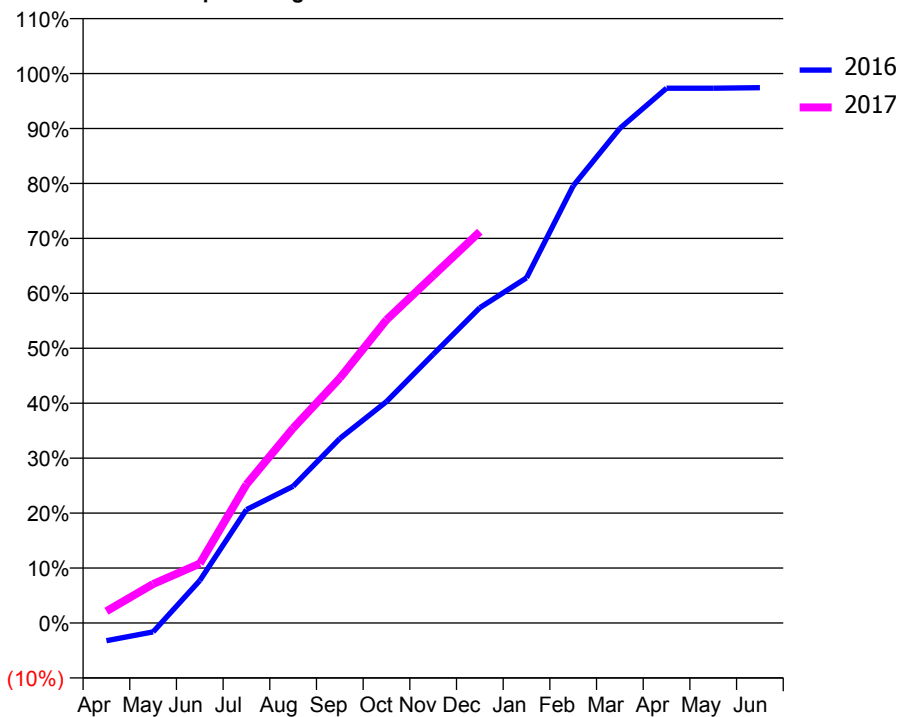
ACCESS*

Patients seen in 24 months	Total	Change since previous quarter
Quarter ending December 2015	7,341	
Quarter ending March 2016	7,677	↑
Quarter ending June 2016	8,009	↑
Quarter ending September 2016	8,473	↑
Quarter ending December 2016	8,566	→
Variance since December 2015	16.7%	↑



ACTIVITY

Cumulative percentage of contracted UDA delivered 2016 & 2017



Month	Adjusted Scheduled Activity (UDA)	
	2016	2017
April	-626	417
May	-315	1,371
June	1,497	2,094
July	3,994	4,881
August	4,812	6,859
September	6,495	8,623
October	7,797	10,671
November	9,456	12,226
December	11,101	13,776
January	12,150	
February	15,391	
March	17,415	
April	18,827	
May	18,827	
June	18,845	

QUALITY

	Quantity	Base Number	Contract	AT	Region	England
% of FP17s for the same patient ID Re-attending within 3 months - Children	155	2,684	5.8%	10.0%	12.1%	12.4%
% of FP17s for the same patient ID Re-attending within 3 months - Adults	464	4,596	10.1%	14.6%	15.9%	16.6%
% of FP17s for the same patient ID Re-attending between 3 & 9 months - Children	1,189	2,684	44.3%	60.9%	58.6%	57.5%
% of FP17s for the same patient ID Re-attending between 3 & 9 months - Adults	1,823	4,596	39.7%	53.4%	51.5%	50.4%
% of FP17s for Band 1 Urgent Courses	244	6,602	3.7%	7.3%	8.0%	9.1%
% of FP17s Relating to Free Repair or Replacements	17	6,602	0.3%	0.8%	0.8%	0.8%
% of FP17s Relating to Continuations	73	6,602	1.1%	1.3%	1.2%	1.3%
% of Patients satisfied with the dentistry they have received	14	16	87.5%	92.4%	92.8%	92.7%
% of Patients satisfied with the time they had to wait for an appointment	10	16	62.5%	88.8%	89.2%	88.8%

* This is based on patients treated on this contract for their most recent course of treatment. Figures in italics indicate the base number of FP17s or Patient Questionnaire responses are less than 100. N/A is shown where the base number of responses is less than 10 during the period. % is calculated as Quantity/Base number*100

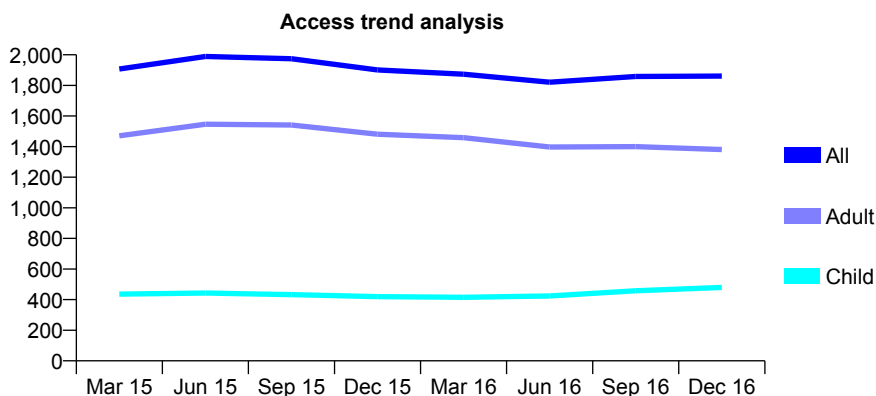
Q59 - Vital Signs At a Glance Contract Report for 198978/0001 - December 2016

Name or company name	Mr H Singh Thiara & Mrs S Kaur
Contract type name	GDS Contract
Purpose of contract	General
Contract start date	01/09/2013
Contract end date	

16/17 Contracted general activity (UDA)	7,170
Carry forward general activity (UDA)	0
16/17 Contracted orthodontic activity (UOA)	0
Carry forward orthodontic activity (UOA)	0
Baseline contract value	£157,903.29

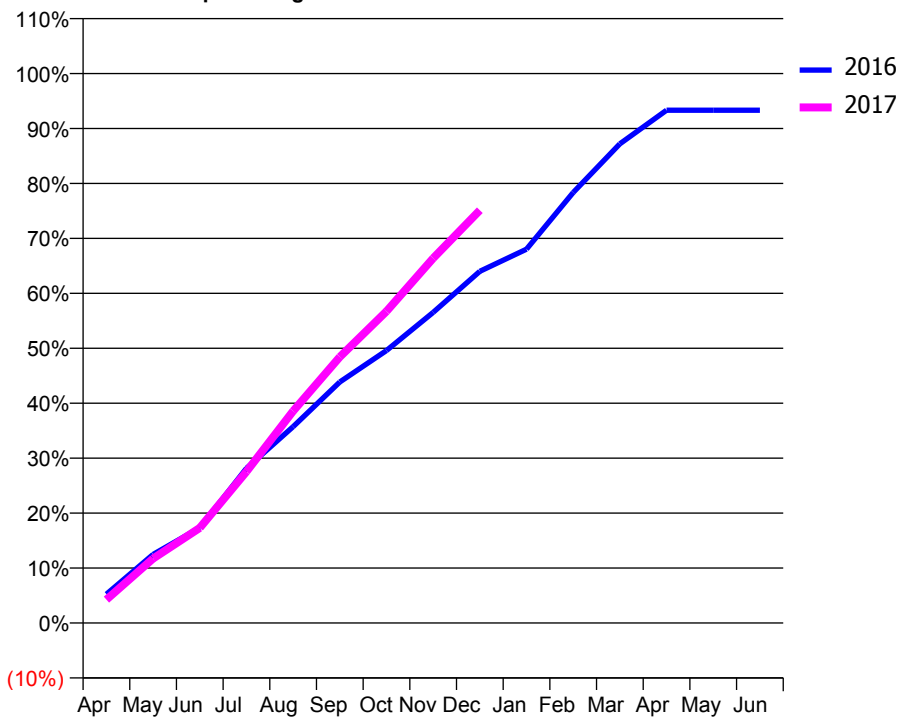
ACCESS*

Patients seen in 24 months	Total	Change since previous quarter
Quarter ending December 2015	1,901	
Quarter ending March 2016	1,873	↓
Quarter ending June 2016	1,821	↓
Quarter ending September 2016	1,858	↑
Quarter ending December 2016	1,861	→
Variance since December 2015	(2.1%)	↓



ACTIVITY

Cumulative percentage of contracted UDA delivered 2016 & 2017



Month	Adjusted Scheduled Activity (UDA)	
	2016	2017
April	414	306
May	982	842
June	1,365	1,242
July	2,216	1,976
August	2,812	2,766
September	3,452	3,472
October	3,903	4,068
November	4,450	4,759
December	5,037	5,386
January	5,353	
February	6,165	
March	6,862	
April	7,345	
May	7,345	
June	7,345	

QUALITY

	Quantity	Base Number	Contract	AT	Region	England
% of FP17s for the same patient ID Re-attending within 3 months - Children	39	516	7.6%	10.0%	12.1%	12.4%
% of FP17s for the same patient ID Re-attending within 3 months - Adults	296	1,577	18.8%	14.6%	15.9%	16.6%
% of FP17s for the same patient ID Re-attending between 3 & 9 months - Children	243	516	47.1%	60.9%	58.6%	57.5%
% of FP17s for the same patient ID Re-attending between 3 & 9 months - Adults	795	1,577	50.4%	53.4%	51.5%	50.4%
% of FP17s for Band 1 Urgent Courses	171	1,966	8.7%	7.3%	8.0%	9.1%
% of FP17s Relating to Free Repair or Replacements	18	1,966	0.9%	0.8%	0.8%	0.8%
% of FP17s Relating to Continuations	80	1,966	4.1%	1.3%	1.2%	1.3%
% of Patients satisfied with the dentistry they have received	3	4	N/A	92.4%	92.8%	92.7%
% of Patients satisfied with the time they had to wait for an appointment	3	4	N/A	88.8%	89.2%	88.8%

* This is based on patients treated on this contract for their most recent course of treatment. Figures in italics indicate the base number of FP17s or Patient Questionnaire responses are less than 100. N/A is shown where the base number of responses is less than 10 during the period. % is calculated as Quantity/Base number*100

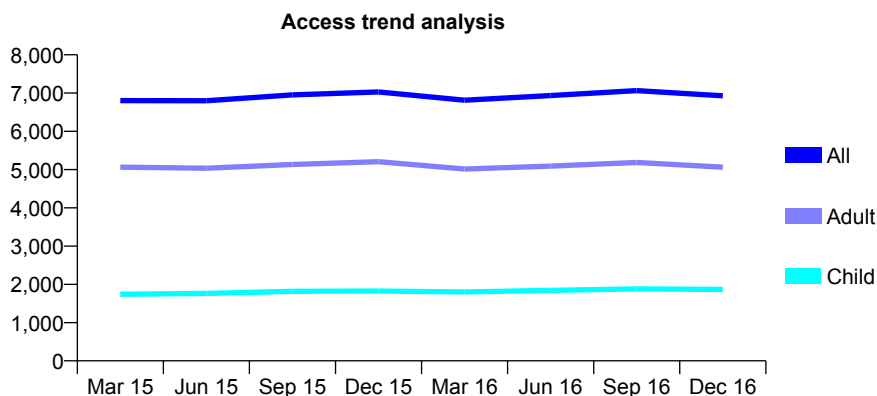
Q59 - Vital Signs At a Glance Contract Report for 199745/0001 - December 2016

Name or company name	Smile Design Centre Limited
Contract type name	GDS Contract
Purpose of contract	General
Contract start date	01/10/2009
Contract end date	

16/17 Contracted general activity (UDA)	17,842
Carry forward general activity (UDA)	236
16/17 Contracted orthodontic activity (UOA)	0
Carry forward orthodontic activity (UOA)	0
Baseline contract value	£490,398.72

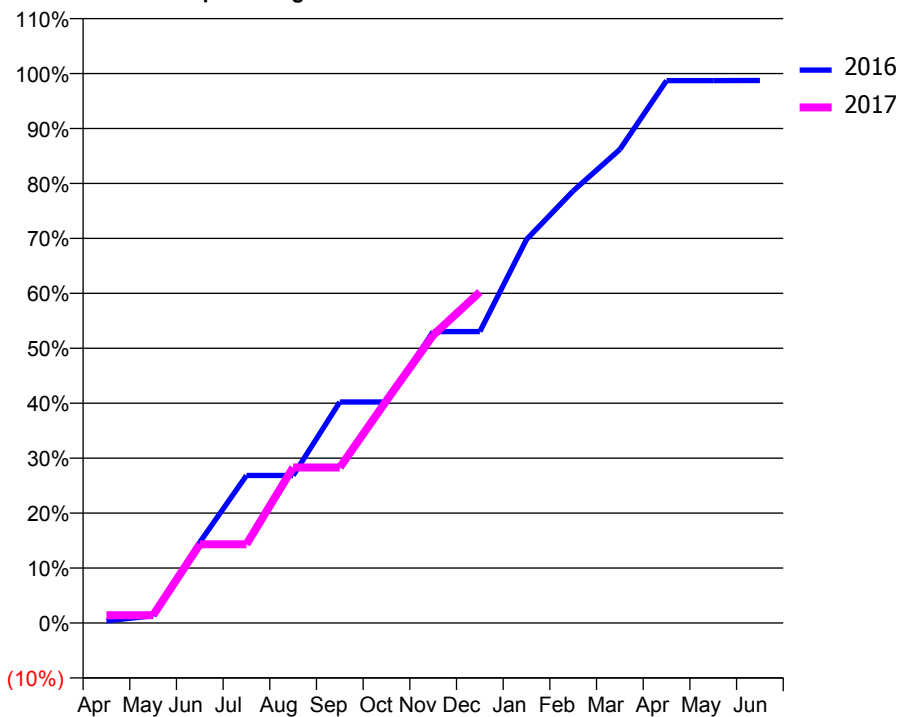
ACCESS*

Patients seen in 24 months	Total	Change since previous quarter
Quarter ending December 2015	7,030	
Quarter ending March 2016	6,813	↓
Quarter ending June 2016	6,934	→
Quarter ending September 2016	7,064	→
Quarter ending December 2016	6,927	↓
Variance since December 2015	(1.5%)	↓



ACTIVITY

Cumulative percentage of contracted UDA delivered 2016 & 2017



Month	Adjusted Scheduled Activity (UDA)	
	2016	2017
April	72	255
May	248	255
June	2,732	2,558
July	4,993	2,558
August	4,993	5,053
September	7,477	5,053
October	7,477	7,224
November	9,859	9,345
December	9,859	10,748
January	12,978	
February	14,620	
March	16,022	
April	18,353	
May	18,353	
June	18,356	

QUALITY

	Quantity	Base Number	Contract	AT	Region	England
% of FP17s for the same patient ID Re-attending within 3 months - Children	198	2,077	9.5%	10.0%	12.1%	12.4%
% of FP17s for the same patient ID Re-attending within 3 months - Adults	733	4,482	16.4%	14.6%	15.9%	16.6%
% of FP17s for the same patient ID Re-attending between 3 & 9 months - Children	1,196	2,077	57.6%	60.9%	58.6%	57.5%
% of FP17s for the same patient ID Re-attending between 3 & 9 months - Adults	1,490	4,482	33.2%	53.4%	51.5%	50.4%
% of FP17s for Band 1 Urgent Courses	731	4,916	14.9%	7.3%	8.0%	9.1%
% of FP17s Relating to Free Repair or Replacements	45	4,916	0.9%	0.8%	0.8%	0.8%
% of FP17s Relating to Continuations	53	4,916	1.1%	1.3%	1.2%	1.3%
% of Patients satisfied with the dentistry they have received	4	6	N/A	92.4%	92.8%	92.7%
% of Patients satisfied with the time they had to wait for an appointment	5	6	N/A	88.8%	89.2%	88.8%

* This is based on patients treated on this contract for their most recent course of treatment. Figures in italics indicate the base number of FP17s or Patient Questionnaire responses are less than 100. N/A is shown where the base number of responses is less than 10 during the period. % is calculated as Quantity/Base number*100

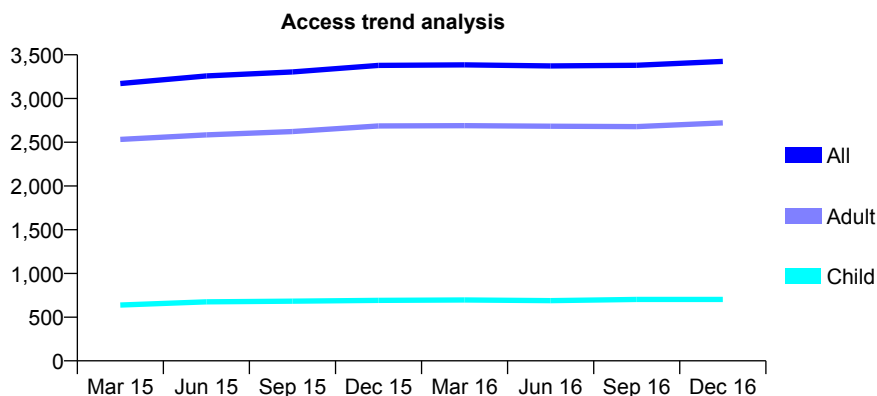
Q59 - Vital Signs At a Glance Contract Report for 199966/0001 - December 2016

Name or company name	Ditchfield Dental Ltd
Contract type name	GDS Contract
Purpose of contract	General
Contract start date	01/12/2007
Contract end date	

16/17 Contracted general activity (UDA)	11,264
Carry forward general activity (UDA)	51
16/17 Contracted orthodontic activity (UOA)	0
Carry forward orthodontic activity (UOA)	0
Baseline contract value	£382,585.15

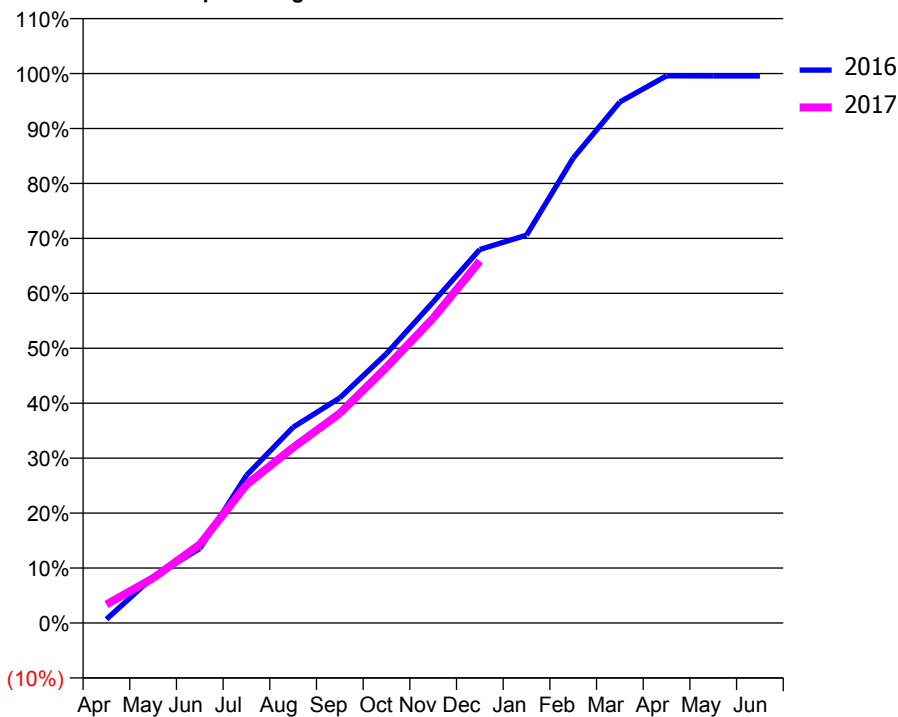
ACCESS*

Patients seen in 24 months	Total	Change since previous quarter
Quarter ending December 2015	3,378	
Quarter ending March 2016	3,385	→
Quarter ending June 2016	3,373	→
Quarter ending September 2016	3,381	→
Quarter ending December 2016	3,424	→
Variance since December 2015	1.4%	→



ACTIVITY

Cumulative percentage of contracted UDA delivered 2016 & 2017



Month	Adjusted Scheduled Activity (UDA)	
	2016	2017
April	78	380
May	945	920
June	1,525	1,610
July	3,027	2,835
August	4,014	3,598
September	4,616	4,297
October	5,522	5,243
November	6,579	6,250
December	7,657	7,419
January	7,950	
February	9,530	
March	10,681	
April	11,216	
May	11,213	
June	11,213	

QUALITY

	Quantity	Base Number	Contract	AT	Region	England
% of FP17s for the same patient ID Re-attending within 3 months - Children	44	823	5.3%	10.0%	12.1%	12.4%
% of FP17s for the same patient ID Re-attending within 3 months - Adults	337	2,729	12.3%	14.6%	15.9%	16.6%
% of FP17s for the same patient ID Re-attending between 3 & 9 months - Children	555	823	67.4%	60.9%	58.6%	57.5%
% of FP17s for the same patient ID Re-attending between 3 & 9 months - Adults	1,242	2,729	45.5%	53.4%	51.5%	50.4%
% of FP17s for Band 1 Urgent Courses	382	3,286	11.6%	7.3%	8.0%	9.1%
% of FP17s Relating to Free Repair or Replacements	25	3,286	0.8%	0.8%	0.8%	0.8%
% of FP17s Relating to Continuations	15	3,286	0.5%	1.3%	1.2%	1.3%
% of Patients satisfied with the dentistry they have received	9	10	90.0%	92.4%	92.8%	92.7%
% of Patients satisfied with the time they had to wait for an appointment	6	10	60.0%	88.8%	89.2%	88.8%

* This is based on patients treated on this contract for their most recent course of treatment. Figures in italics indicate the base number of FP17s or Patient Questionnaire responses are less than 100. N/A is shown where the base number of responses is less than 10 during the period. % is calculated as Quantity/Base number*100

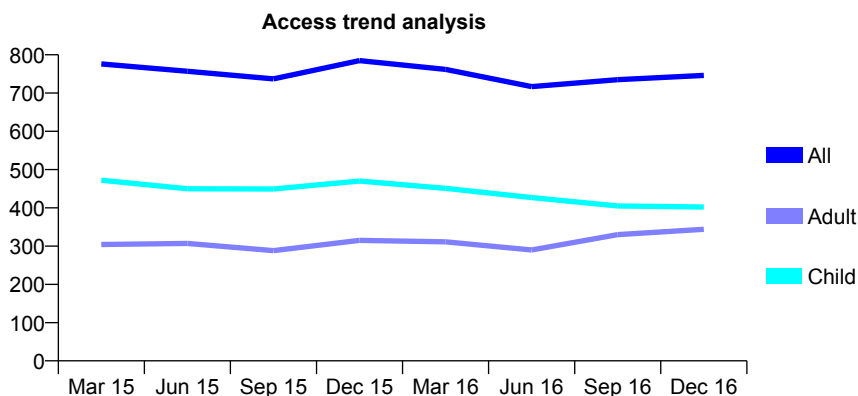
Q59 - Vital Signs At a Glance Contract Report for 208175/0002 - December 2016

Name or company name	Mr N Kilpatrick, Mr M Hamburger & R P Sa
Contract type name	GDS Contract
Purpose of contract	General
Contract start date	27/04/2011
Contract end date	

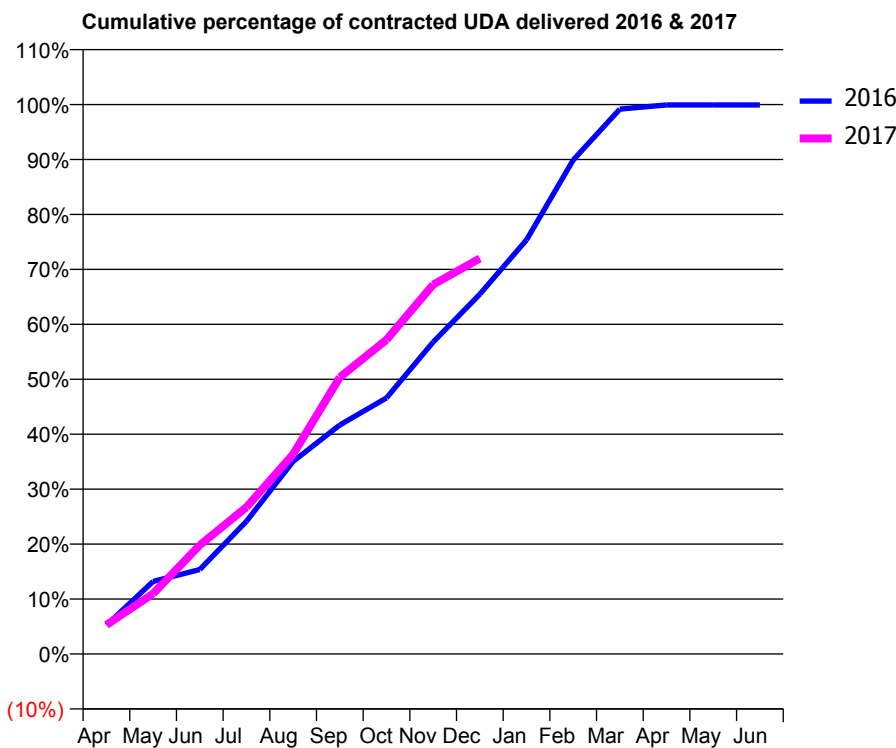
16/17 Contracted general activity (UDA)	1,325
Carry forward general activity (UDA)	1
16/17 Contracted orthodontic activity (UOA)	0
Carry forward orthodontic activity (UOA)	0
Baseline contract value	£30,484.51

ACCESS*

Patients seen in 24 months	Total	Change since previous quarter
Quarter ending December 2015	785	
Quarter ending March 2016	762	↓
Quarter ending June 2016	717	↓
Quarter ending September 2016	735	↑
Quarter ending December 2016	746	→
Variance since December 2015	(5.0%)	↓



ACTIVITY



Month	Adjusted Scheduled Activity (UDA)	
	2016	2017
April	70	70
May	175	146
June	204	263
July	320	354
August	465	482
September	552	667
October	617	758
November	752	891
December	868	954
January	998	
February	1,191	
March	1,314	
April	1,324	
May	1,324	
June	1,324	

QUALITY

	Quantity	Base Number	Contract	AT	Region	England
% of FP17s for the same patient ID Re-attending within 3 months - Children	13	330	3.9%	10.0%	12.1%	12.4%
% of FP17s for the same patient ID Re-attending within 3 months - Adults	8	314	2.5%	14.6%	15.9%	16.6%
% of FP17s for the same patient ID Re-attending between 3 & 9 months - Children	72	330	21.8%	60.9%	58.6%	57.5%
% of FP17s for the same patient ID Re-attending between 3 & 9 months - Adults	71	314	22.6%	53.4%	51.5%	50.4%
% of FP17s for Band 1 Urgent Courses	44	635	6.9%	7.3%	8.0%	9.1%
% of FP17s Relating to Free Repair or Replacements	0	635	0.0%	0.8%	0.8%	0.8%
% of FP17s Relating to Continuations	2	635	0.3%	1.3%	1.2%	1.3%
% of Patients satisfied with the dentistry they have received	0	0	N/A	92.4%	92.8%	92.7%
% of Patients satisfied with the time they had to wait for an appointment	0	0	N/A	88.8%	89.2%	88.8%

* This is based on patients treated on this contract for their most recent course of treatment. Figures in italics indicate the base number of FP17s or Patient Questionnaire responses are less than 100. N/A is shown where the base number of responses is less than 10 during the period. % is calculated as Quantity/Base number*100

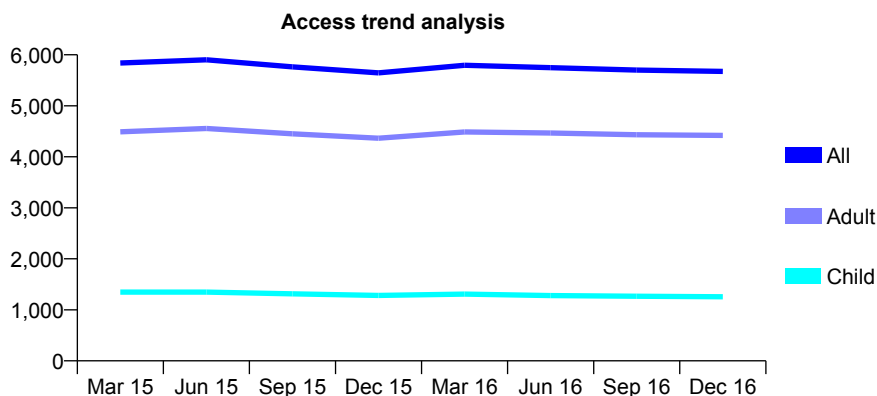
Q59 - Vital Signs At a Glance Contract Report for 220116/0001 - December 2016

Name or company name	MR GK LOO YONG KEE
Contract type name	GDS Contract
Purpose of contract	General
Contract start date	01/04/2006
Contract end date	

16/17 Contracted general activity (UDA)	16,776
Carry forward general activity (UDA)	651
16/17 Contracted orthodontic activity (UOA)	0
Carry forward orthodontic activity (UOA)	0
Baseline contract value	£458,506.05

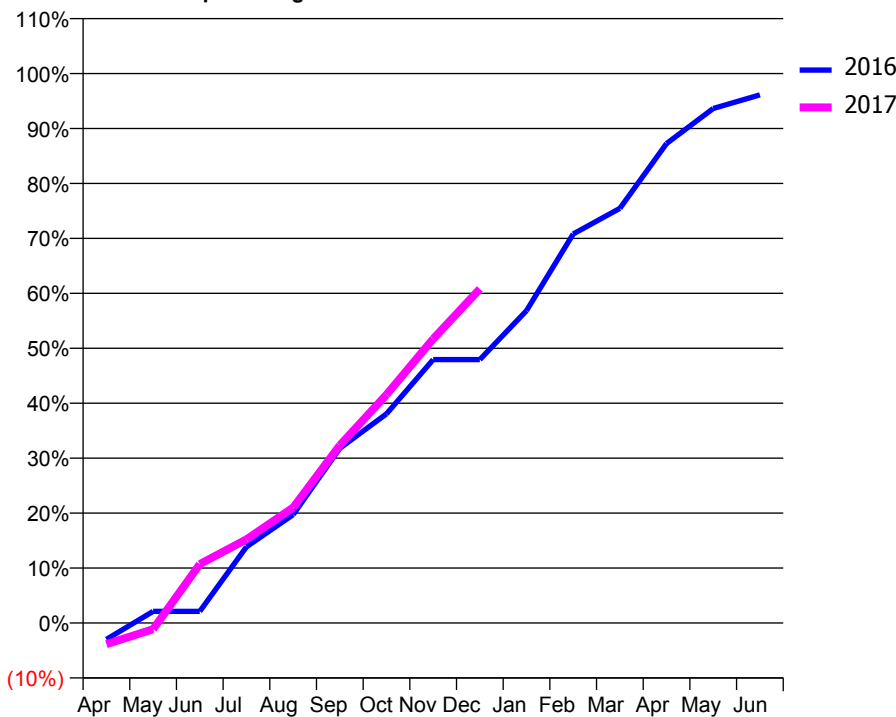
ACCESS*

Patients seen in 24 months	Total	Change since previous quarter
Quarter ending December 2015	5,646	
Quarter ending March 2016	5,796	↑
Quarter ending June 2016	5,747	→
Quarter ending September 2016	5,700	→
Quarter ending December 2016	5,675	→
Variance since December 2015	0.5%	→



ACTIVITY

Cumulative percentage of contracted UDA delivered 2016 & 2017



Adjusted Scheduled Activity (UDA)

Month	2016	2017
April	-505	-651
May	357	-192
June	357	1,798
July	2,326	2,554
August	3,308	3,522
September	5,333	5,424
October	6,387	6,972
November	8,043	8,675
December	8,043	10,201
January	9,537	
February	11,875	
March	12,660	
April	14,639	
May	15,706	
June	16,125	

QUALITY

	Quantity	Base Number	Contract	AT	Region	England
% of FP17s for the same patient ID Re-attending within 3 months - Children	124	1,684	7.4%	10.0%	12.1%	12.4%
% of FP17s for the same patient ID Re-attending within 3 months - Adults	736	6,109	12.0%	14.6%	15.9%	16.6%
% of FP17s for the same patient ID Re-attending between 3 & 9 months - Children	1,036	1,684	61.5%	60.9%	58.6%	57.5%
% of FP17s for the same patient ID Re-attending between 3 & 9 months - Adults	4,162	6,109	68.1%	53.4%	51.5%	50.4%
% of FP17s for Band 1 Urgent Courses	396	6,169	6.4%	7.3%	8.0%	9.1%
% of FP17s Relating to Free Repair or Replacements	20	6,169	0.3%	0.8%	0.8%	0.8%
% of FP17s Relating to Continuations	27	6,169	0.4%	1.3%	1.2%	1.3%
% of Patients satisfied with the dentistry they have received	29	31	93.5%	92.4%	92.8%	92.7%
% of Patients satisfied with the time they had to wait for an appointment	26	31	83.9%	88.8%	89.2%	88.8%

* This is based on patients treated on this contract for their most recent course of treatment. Figures in italics indicate the base number of FP17s or Patient Questionnaire responses are less than 100. N/A is shown where the base number of responses is less than 10 during the period. % is calculated as Quantity/Base number*100

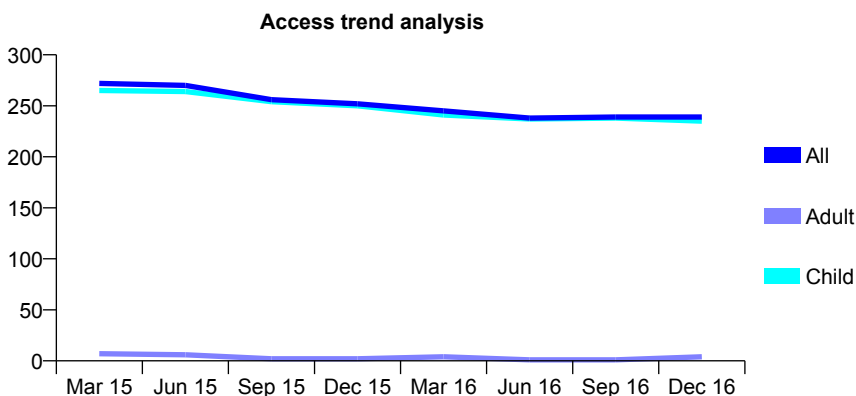
Q59 - Vital Signs At a Glance Contract Report for 220450/0001 - December 2016

Name or company name	MR JD WINSTON
Contract type name	GDS Contract
Purpose of contract	General
Contract start date	01/04/2006
Contract end date	

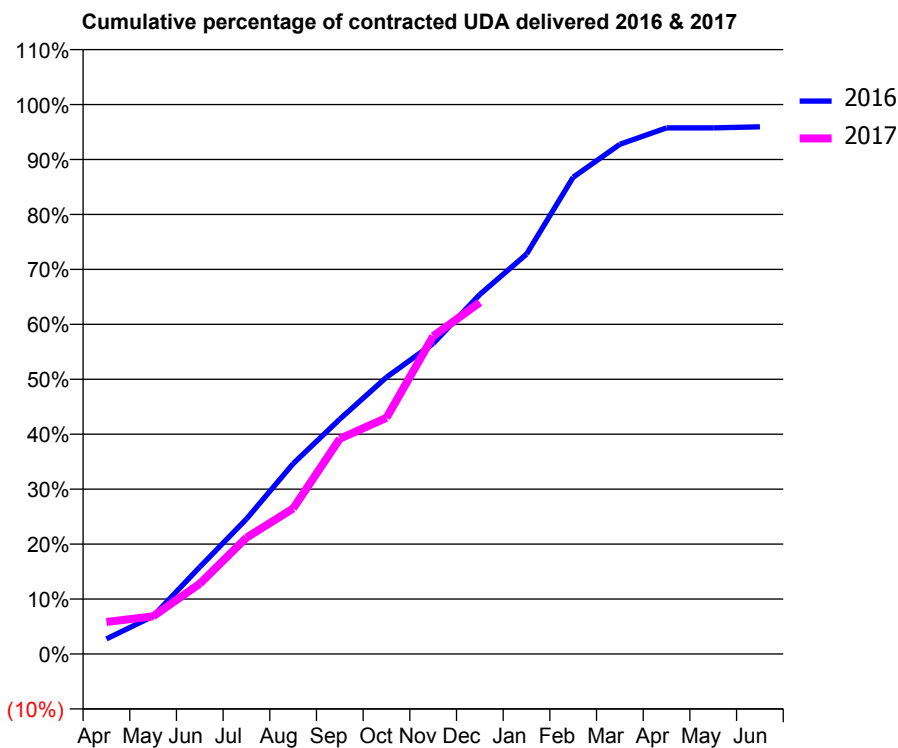
16/17 Contracted general activity (UDA)	508
Carry forward general activity (UDA)	0
16/17 Contracted orthodontic activity (UOA)	0
Carry forward orthodontic activity (UOA)	0
Baseline contract value	£12,177.47

ACCESS*

Patients seen in 24 months	Total	Change since previous quarter
Quarter ending December 2015	252	
Quarter ending March 2016	245	↓
Quarter ending June 2016	238	↓
Quarter ending September 2016	239	→
Quarter ending December 2016	239	→
Variance since December 2015	(5.2%)	↓



ACTIVITY



Month	Adjusted Scheduled Activity (UDA)	
	2016	2017
April	14	30
May	35	35
June	80	65
July	125	108
August	176	135
September	217	199
October	256	218
November	287	294
December	332	325
January	370	
February	441	
March	471	
April	486	
May	486	
June	487	

QUALITY

	Quantity	Base Number	Contract	AT	Region	England
% of FP17s for the same patient ID Re-attending within 3 months - Children	16	295	5.4%	10.0%	12.1%	12.4%
% of FP17s for the same patient ID Re-attending within 3 months - Adults	0	0	N/A	14.6%	15.9%	16.6%
% of FP17s for the same patient ID Re-attending between 3 & 9 months - Children	241	295	81.7%	60.9%	58.6%	57.5%
% of FP17s for the same patient ID Re-attending between 3 & 9 months - Adults	0	0	N/A	53.4%	51.5%	50.4%
% of FP17s for Band 1 Urgent Courses	15	279	5.4%	7.3%	8.0%	9.1%
% of FP17s Relating to Free Repair or Replacements	0	279	0.0%	0.8%	0.8%	0.8%
% of FP17s Relating to Continuations	1	279	0.4%	1.3%	1.2%	1.3%
% of Patients satisfied with the dentistry they have received	1	1	N/A	92.4%	92.8%	92.7%
% of Patients satisfied with the time they had to wait for an appointment	1	1	N/A	88.8%	89.2%	88.8%

* This is based on patients treated on this contract for their most recent course of treatment. Figures in italics indicate the base number of FP17s or Patient Questionnaire responses are less than 100. N/A is shown where the base number of responses is less than 10 during the period. % is calculated as Quantity/Base number*100

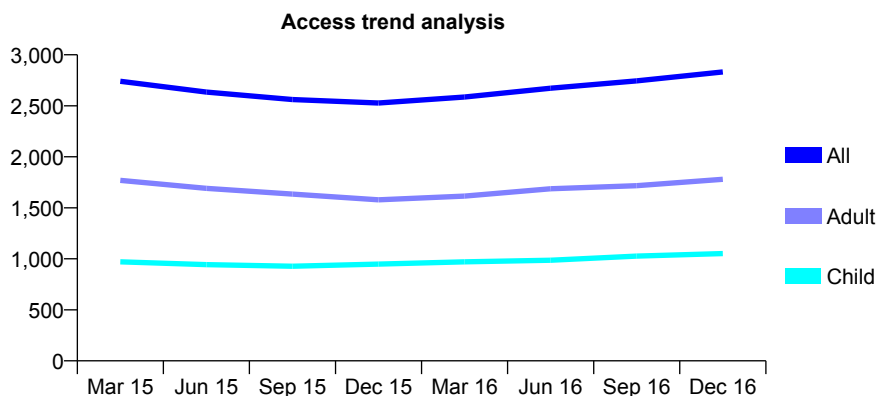
Q59 - Vital Signs At a Glance Contract Report for 229792/0001 - December 2016

Name or company name	MR JJ CLIFFE
Contract type name	GDS Contract
Purpose of contract	General and Orthodontic
Contract start date	01/04/2006
Contract end date	

16/17 Contracted general activity (UDA)	8,300
Carry forward general activity (UDA)	0
16/17 Contracted orthodontic activity (UOA)	308
Carry forward orthodontic activity (UOA)	0
Baseline contract value	£203,363.36

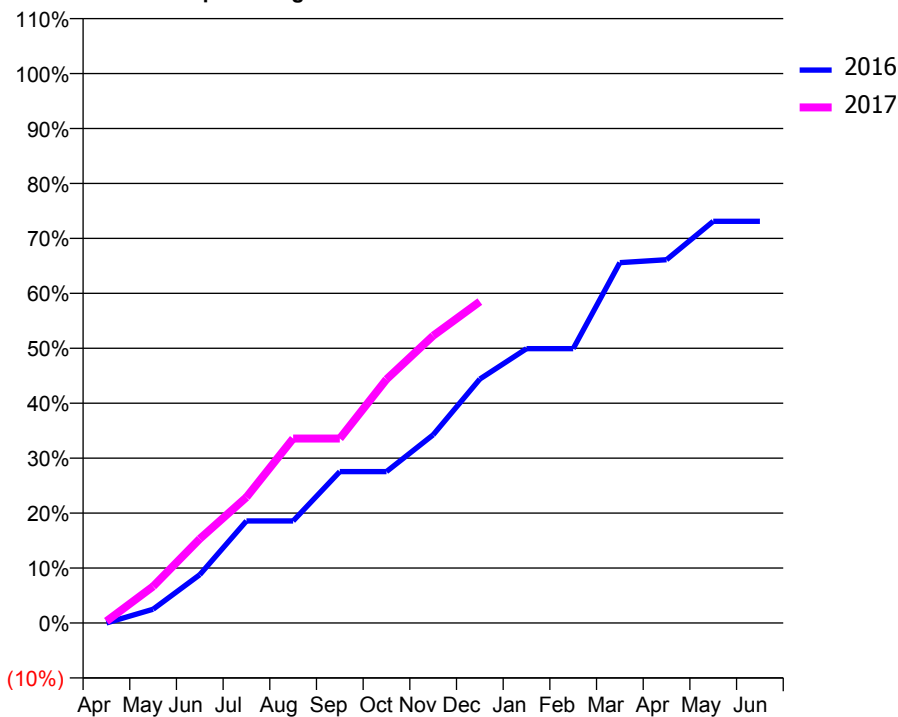
ACCESS*

Patients seen in 24 months	Total	Change since previous quarter
Quarter ending December 2015	2,528	
Quarter ending March 2016	2,586	↑
Quarter ending June 2016	2,673	↑
Quarter ending September 2016	2,744	↑
Quarter ending December 2016	2,832	↑
Variance since December 2015	12.0%	↑



ACTIVITY

Cumulative percentage of contracted UDA delivered 2016 & 2017



Month	Adjusted Scheduled Activity (UDA)	
	2016	2017
April	0	27
May	208	553
June	730	1,272
July	1,543	1,901
August	1,543	2,787
September	2,287	2,787
October	2,287	3,681
November	2,842	4,340
December	3,686	4,854
January	4,145	
February	4,145	
March	5,443	
April	5,488	
May	6,069	
June	6,069	

QUALITY

	Quantity	Base Number	Contract	AT	Region	England
% of FP17s for the same patient ID Re-attending within 3 months - Children	100	1,200	8.3%	10.0%	12.1%	12.4%
% of FP17s for the same patient ID Re-attending within 3 months - Adults	188	1,770	10.6%	14.6%	15.9%	16.6%
% of FP17s for the same patient ID Re-attending between 3 & 9 months - Children	730	1,200	60.8%	60.9%	58.6%	57.5%
% of FP17s for the same patient ID Re-attending between 3 & 9 months - Adults	815	1,770	46.0%	53.4%	51.5%	50.4%
% of FP17s for Band 1 Urgent Courses	161	2,652	6.1%	7.3%	8.0%	9.1%
% of FP17s Relating to Free Repair or Replacements	16	2,652	0.6%	0.8%	0.8%	0.8%
% of FP17s Relating to Continuations	28	2,652	1.1%	1.3%	1.2%	1.3%
% of Patients satisfied with the dentistry they have received	8	9	N/A	92.4%	92.8%	92.7%
% of Patients satisfied with the time they had to wait for an appointment	9	9	N/A	88.8%	89.2%	88.8%

* This is based on patients treated on this contract for their most recent course of treatment. Figures in italics indicate the base number of FP17s or Patient Questionnaire responses are less than 100. N/A is shown where the base number of responses is less than 10 during the period. % is calculated as Quantity/Base number*100

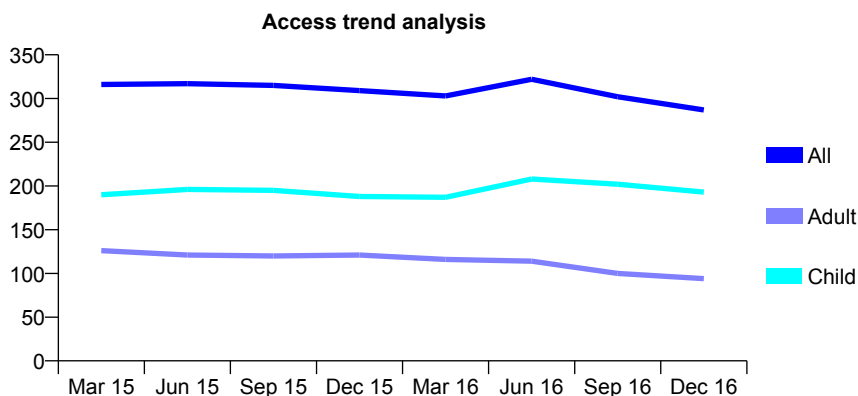
Q59 - Vital Signs At a Glance Contract Report for 232858/0001 - December 2016

Name or company name	MR RD RICHARDSON
Contract type name	GDS Contract
Purpose of contract	General
Contract start date	01/04/2006
Contract end date	

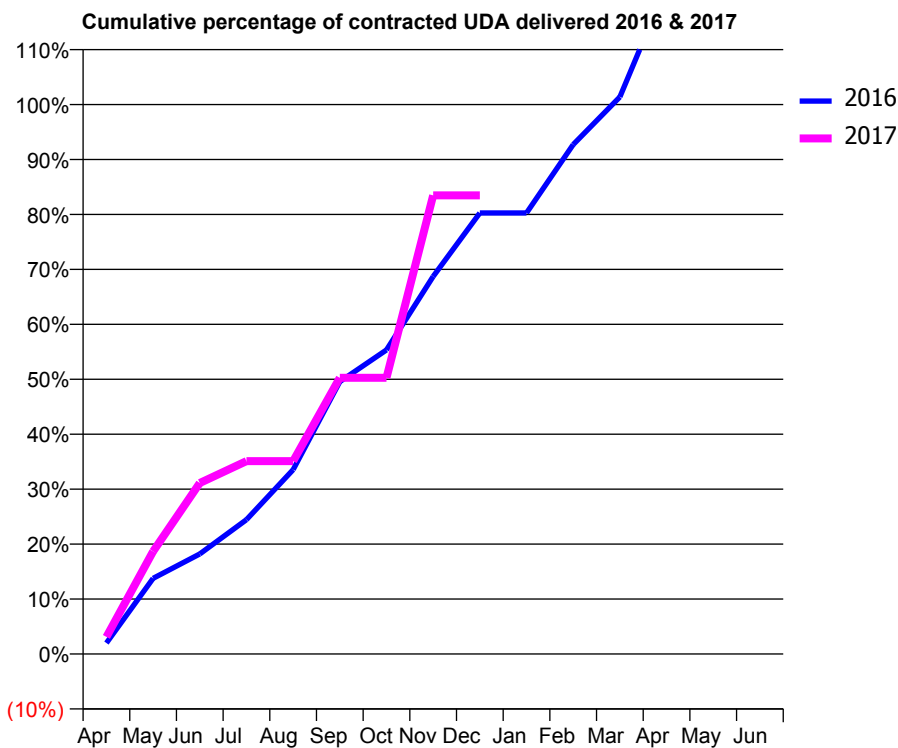
16/17 Contracted general activity (UDA)	450
Carry forward general activity (UDA)	-9
16/17 Contracted orthodontic activity (UOA)	0
Carry forward orthodontic activity (UOA)	0
Baseline contract value	£10,295.76

ACCESS*

Patients seen in 24 months	Total	Change since previous quarter
Quarter ending December 2015	309	
Quarter ending March 2016	303	↓
Quarter ending June 2016	322	↑
Quarter ending September 2016	302	↓
Quarter ending December 2016	287	↓
Variance since December 2015	(7.1%)	↓



ACTIVITY



Month	Adjusted Scheduled Activity (UDA)	
	2016	2017
April	9	14
May	62	84
June	82	140
July	110	158
August	151	158
September	223	226
October	249	226
November	309	376
December	361	376
January	361	
February	417	
March	456	
April	547	
May	551	
June	551	

QUALITY

	Quantity	Base Number	Contract	AT	Region	England
% of FP17s for the same patient ID Re-attending within 3 months - Children	9	207	4.3%	10.0%	12.1%	12.4%
% of FP17s for the same patient ID Re-attending within 3 months - Adults	11	75	14.7%	14.6%	15.9%	16.6%
% of FP17s for the same patient ID Re-attending between 3 & 9 months - Children	124	207	59.9%	60.9%	58.6%	57.5%
% of FP17s for the same patient ID Re-attending between 3 & 9 months - Adults	42	75	56.0%	53.4%	51.5%	50.4%
% of FP17s for Band 1 Urgent Courses	3	218	1.4%	7.3%	8.0%	9.1%
% of FP17s Relating to Free Repair or Replacements	1	218	0.5%	0.8%	0.8%	0.8%
% of FP17s Relating to Continuations	5	218	2.3%	1.3%	1.2%	1.3%
% of Patients satisfied with the dentistry they have received	0	0	N/A	92.4%	92.8%	92.7%
% of Patients satisfied with the time they had to wait for an appointment	0	0	N/A	88.8%	89.2%	88.8%

* This is based on patients treated on this contract for their most recent course of treatment. Figures in italics indicate the base number of FP17s or Patient Questionnaire responses are less than 100. N/A is shown where the base number of responses is less than 10 during the period. % is calculated as Quantity/Base number*100

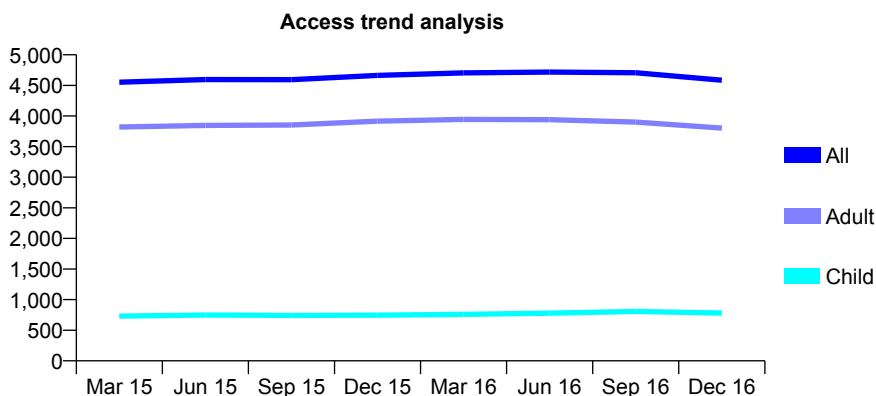
Q59 - Vital Signs At a Glance Contract Report for 237833/0004 - December 2016

Name or company name	Mr M Gokani, RY Janjua & HM Janjua
Contract type name	GDS Contract
Purpose of contract	General
Contract start date	01/04/2009
Contract end date	

16/17 Contracted general activity (UDA)	10,479
Carry forward general activity (UDA)	-171
16/17 Contracted orthodontic activity (UOA)	0
Carry forward orthodontic activity (UOA)	0
Baseline contract value	£291,691.69

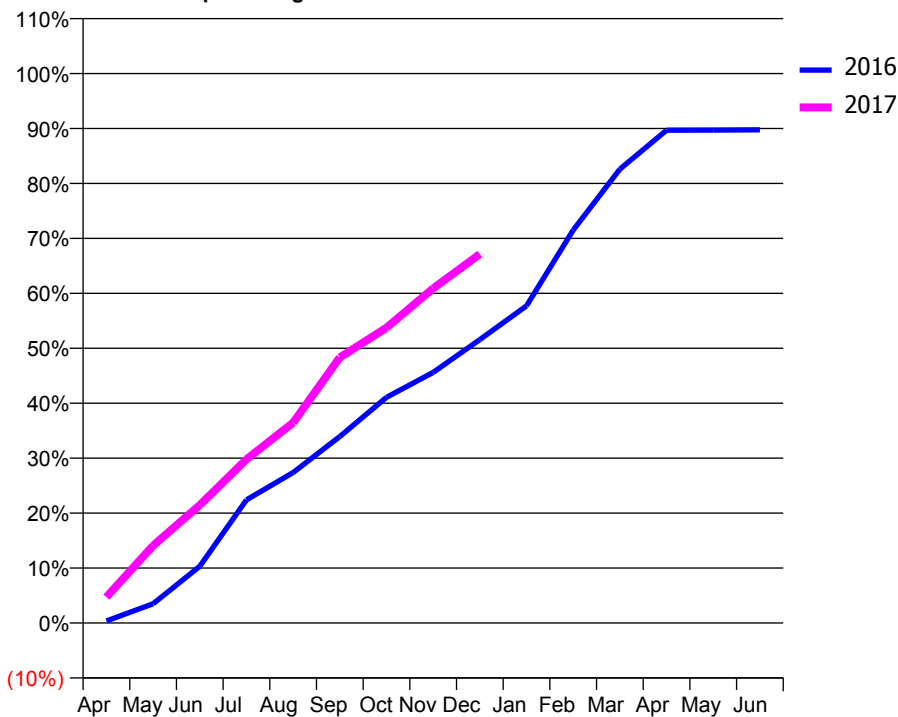
ACCESS*

Patients seen in 24 months	Total	Change since previous quarter
Quarter ending December 2015	4,664	
Quarter ending March 2016	4,705	→
Quarter ending June 2016	4,718	→
Quarter ending September 2016	4,708	→
Quarter ending December 2016	4,585	↓
Variance since December 2015	(1.7%)	↓



ACTIVITY

Cumulative percentage of contracted UDA delivered 2016 & 2017



Month	Adjusted Scheduled Activity (UDA)	
	2016	2017
April	50	494
May	456	1,476
June	1,341	2,249
July	2,910	3,122
August	3,555	3,820
September	4,404	5,064
October	5,330	5,631
November	5,921	6,381
December	6,695	7,035
January	7,491	
February	9,280	
March	10,718	
April	11,640	
May	11,641	
June	11,650	

QUALITY

	Quantity	Base Number	Contract	AT	Region	England
% of FP17s for the same patient ID Re-attending within 3 months - Children	60	664	9.0%	10.0%	12.1%	12.4%
% of FP17s for the same patient ID Re-attending within 3 months - Adults	400	2,806	14.3%	14.6%	15.9%	16.6%
% of FP17s for the same patient ID Re-attending between 3 & 9 months - Children	285	664	42.9%	60.9%	58.6%	57.5%
% of FP17s for the same patient ID Re-attending between 3 & 9 months - Adults	860	2,806	30.6%	53.4%	51.5%	50.4%
% of FP17s for Band 1 Urgent Courses	478	3,078	15.5%	7.3%	8.0%	9.1%
% of FP17s Relating to Free Repair or Replacements	35	3,078	1.1%	0.8%	0.8%	0.8%
% of FP17s Relating to Continuations	4	3,078	0.1%	1.3%	1.2%	1.3%
% of Patients satisfied with the dentistry they have received	9	10	90.0%	92.4%	92.8%	92.7%
% of Patients satisfied with the time they had to wait for an appointment	8	10	80.0%	88.8%	89.2%	88.8%

* This is based on patients treated on this contract for their most recent course of treatment. Figures in italics indicate the base number of FP17s or Patient Questionnaire responses are less than 100. N/A is shown where the base number of responses is less than 10 during the period. % is calculated as Quantity/Base number*100

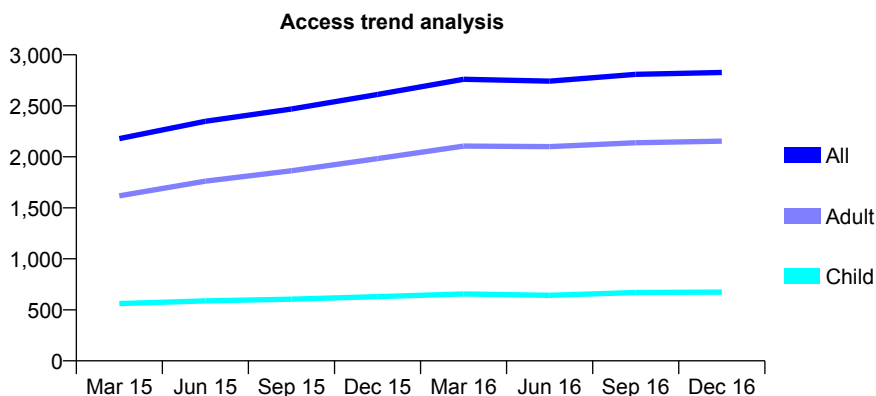
Q59 - Vital Signs At a Glance Contract Report for 244171/0005 - December 2016

Name or company name	MRS GK PALAHEY
Contract type name	GDS Contract
Purpose of contract	General
Contract start date	01/05/2014
Contract end date	

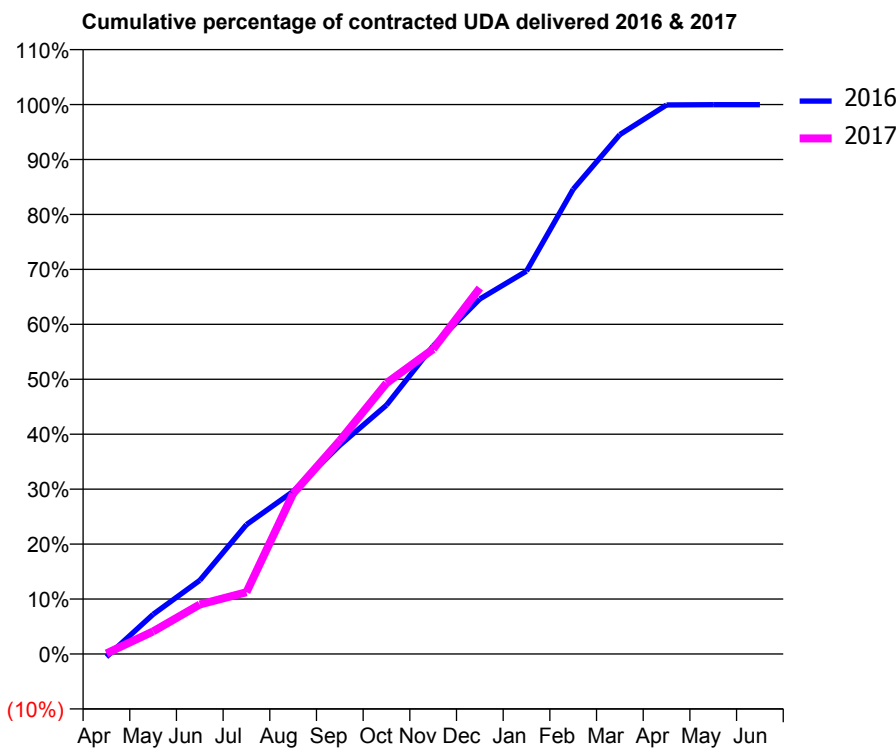
16/17 Contracted general activity (UDA)	7,187
Carry forward general activity (UDA)	1
16/17 Contracted orthodontic activity (UOA)	0
Carry forward orthodontic activity (UOA)	0
Baseline contract value	£163,474.16

ACCESS*

Patients seen in 24 months	Total	Change since previous quarter
Quarter ending December 2015	2,611	
Quarter ending March 2016	2,760	↑
Quarter ending June 2016	2,742	→
Quarter ending September 2016	2,808	↑
Quarter ending December 2016	2,827	→
Variance since December 2015	8.3%	↑



ACTIVITY



Month	Adjusted Scheduled Activity (UDA)	
	2016	2017
April	-37	8
May	498	295
June	923	648
July	1,622	808
August	2,038	2,099
September	2,616	2,792
October	3,120	3,542
November	3,862	3,988
December	4,449	4,786
January	4,798	
February	5,825	
March	6,510	
April	6,881	
May	6,886	
June	6,886	

QUALITY

	Quantity	Base Number	Contract	AT	Region	England
% of FP17s for the same patient ID Re-attending within 3 months - Children	27	725	3.7%	10.0%	12.1%	12.4%
% of FP17s for the same patient ID Re-attending within 3 months - Adults	248	2,253	11.0%	14.6%	15.9%	16.6%
% of FP17s for the same patient ID Re-attending between 3 & 9 months - Children	452	725	62.3%	60.9%	58.6%	57.5%
% of FP17s for the same patient ID Re-attending between 3 & 9 months - Adults	1,433	2,253	63.6%	53.4%	51.5%	50.4%
% of FP17s for Band 1 Urgent Courses	119	2,778	4.3%	7.3%	8.0%	9.1%
% of FP17s Relating to Free Repair or Replacements	20	2,778	0.7%	0.8%	0.8%	0.8%
% of FP17s Relating to Continuations	3	2,778	0.1%	1.3%	1.2%	1.3%
% of Patients satisfied with the dentistry they have received	6	6	N/A	92.4%	92.8%	92.7%
% of Patients satisfied with the time they had to wait for an appointment	6	6	N/A	88.8%	89.2%	88.8%

* This is based on patients treated on this contract for their most recent course of treatment. Figures in italics indicate the base number of FP17s or Patient Questionnaire responses are less than 100. N/A is shown where the base number of responses is less than 10 during the period. % is calculated as Quantity/Base number*100

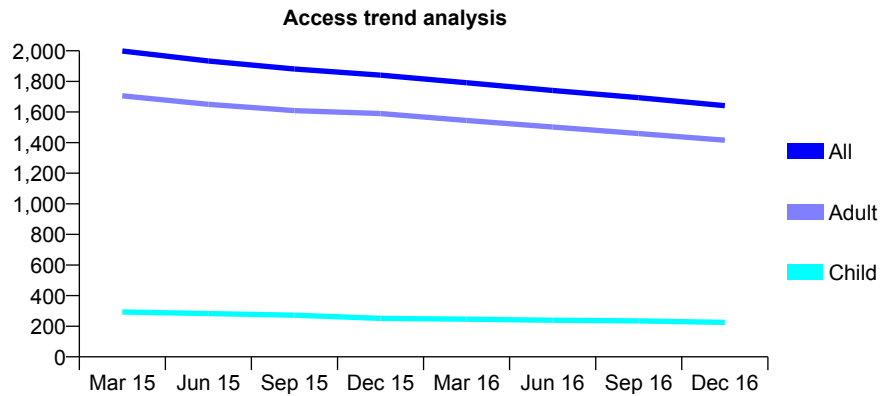
Q59 - Vital Signs At a Glance Contract Report for 245763/0001 - December 2016

Name or company name	MR JR HILL
Contract type name	GDS Contract
Purpose of contract	General
Contract start date	01/04/2006
Contract end date	

16/17 Contracted general activity (UDA)	4,417
Carry forward general activity (UDA)	0
16/17 Contracted orthodontic activity (UOA)	0
Carry forward orthodontic activity (UOA)	0
Baseline contract value	£97,363.81

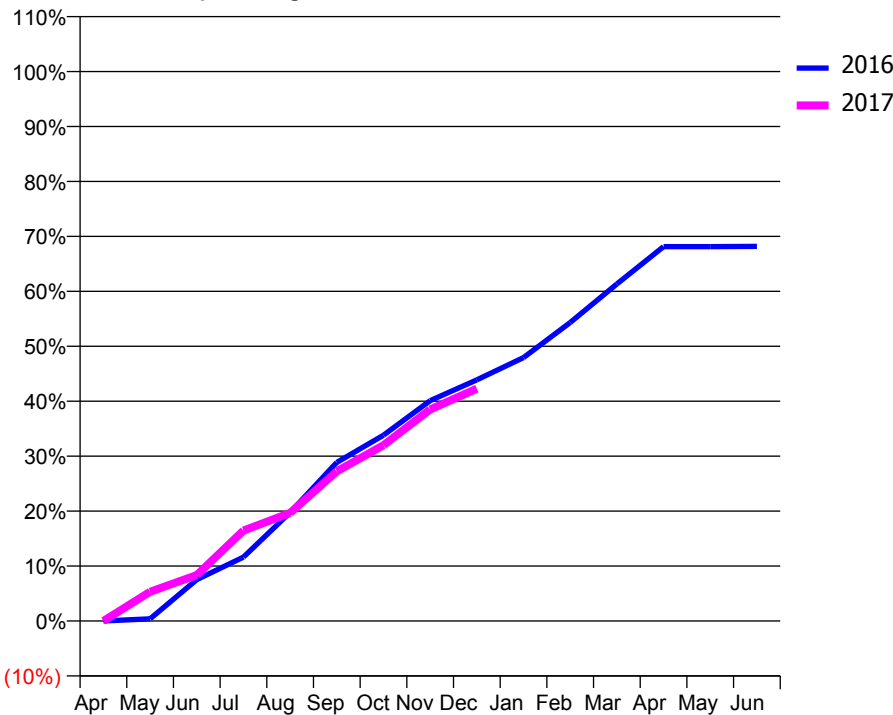
ACCESS*

Patients seen in 24 months	Total	Change since previous quarter
Quarter ending December 2015	1,841	
Quarter ending March 2016	1,791	↓
Quarter ending June 2016	1,741	↓
Quarter ending September 2016	1,694	↓
Quarter ending December 2016	1,641	↓
Variance since December 2015	(10.9%)	↓



ACTIVITY

Cumulative percentage of contracted UDA delivered 2016 & 2017



Month	Adjusted Scheduled Activity (UDA)	
	2016	2017
April	0	0
May	18	235
June	333	369
July	514	727
August	873	868
September	1,275	1,203
October	1,493	1,414
November	1,772	1,701
December	1,939	1,868
January	2,118	
February	2,400	
March	2,709	
April	3,009	
May	3,010	
June	3,012	

QUALITY

	Quantity	Base Number	Contract	AT	Region	England
% of FP17s for the same patient ID Re-attending within 3 months - Children	11	166	6.6%	10.0%	12.1%	12.4%
% of FP17s for the same patient ID Re-attending within 3 months - Adults	154	1,051	14.7%	14.6%	15.9%	16.6%
% of FP17s for the same patient ID Re-attending between 3 & 9 months - Children	16	166	9.6%	60.9%	58.6%	57.5%
% of FP17s for the same patient ID Re-attending between 3 & 9 months - Adults	196	1,051	18.6%	53.4%	51.5%	50.4%
% of FP17s for Band 1 Urgent Courses	116	1,052	11.0%	7.3%	8.0%	9.1%
% of FP17s Relating to Free Repair or Replacements	52	1,052	4.9%	0.8%	0.8%	0.8%
% of FP17s Relating to Continuations	22	1,052	2.1%	1.3%	1.2%	1.3%
% of Patients satisfied with the dentistry they have received	3	3	N/A	92.4%	92.8%	92.7%
% of Patients satisfied with the time they had to wait for an appointment	3	3	N/A	88.8%	89.2%	88.8%

* This is based on patients treated on this contract for their most recent course of treatment. Figures in italics indicate the base number of FP17s or Patient Questionnaire responses are less than 100. N/A is shown where the base number of responses is less than 10 during the period. % is calculated as Quantity/Base number*100

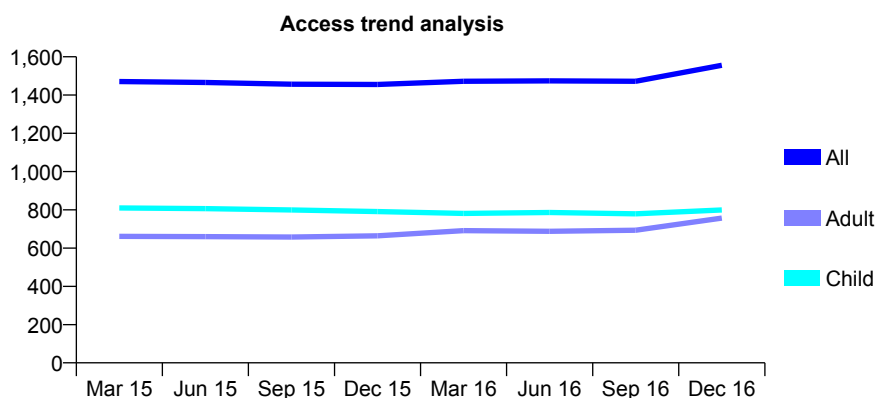
Q59 - Vital Signs At a Glance Contract Report for 257117/0001 - December 2016

Name or company name	MR NG PATEL
Contract type name	GDS Contract
Purpose of contract	General
Contract start date	01/12/2012
Contract end date	

16/17 Contracted general activity (UDA)	6,256
Carry forward general activity (UDA)	0
16/17 Contracted orthodontic activity (UOA)	0
Carry forward orthodontic activity (UOA)	0
Baseline contract value	£160,247.67

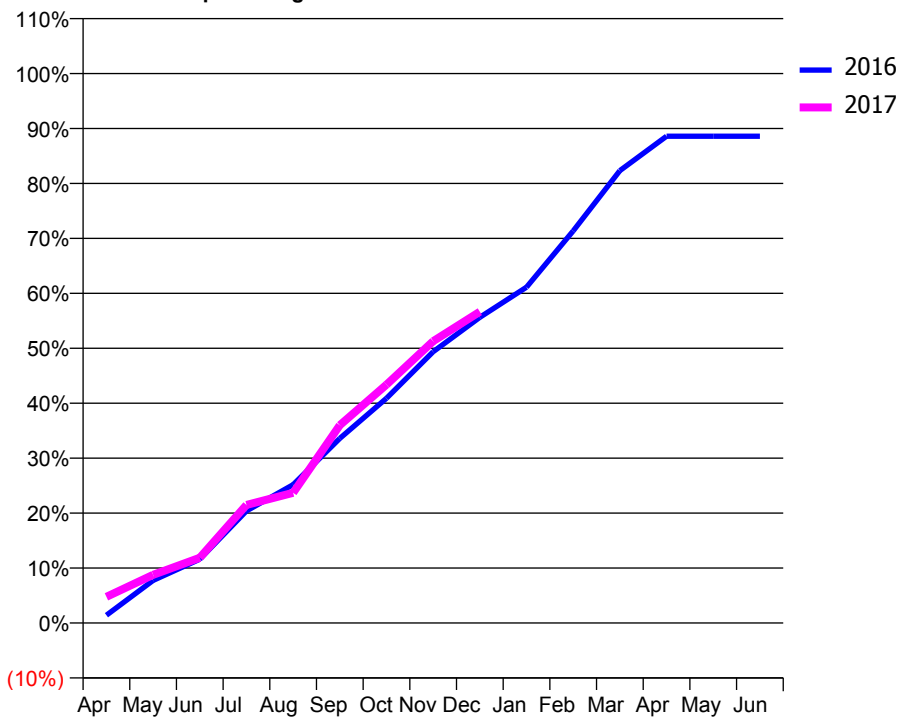
ACCESS*

Patients seen in 24 months	Total	Change since previous quarter
Quarter ending December 2015	1,455	
Quarter ending March 2016	1,472	→
Quarter ending June 2016	1,474	→
Quarter ending September 2016	1,472	→
Quarter ending December 2016	1,556	↑
Variance since December 2015	6.9%	↑



ACTIVITY

Cumulative percentage of contracted UDA delivered 2016 & 2017



Month	Adjusted Scheduled Activity (UDA)	
	2016	2017
April	89	299
May	486	549
June	727	743
July	1,276	1,344
August	1,575	1,483
September	2,102	2,252
October	2,558	2,713
November	3,088	3,209
December	3,480	3,544
January	3,823	
February	4,465	
March	5,151	
April	5,542	
May	5,542	
June	5,542	

QUALITY

	Quantity	Base Number	Contract	AT	Region	England
% of FP17s for the same patient ID Re-attending within 3 months - Children	64	1,066	6.0%	10.0%	12.1%	12.4%
% of FP17s for the same patient ID Re-attending within 3 months - Adults	158	871	18.1%	14.6%	15.9%	16.6%
% of FP17s for the same patient ID Re-attending between 3 & 9 months - Children	802	1,066	75.2%	60.9%	58.6%	57.5%
% of FP17s for the same patient ID Re-attending between 3 & 9 months - Adults	520	871	59.7%	53.4%	51.5%	50.4%
% of FP17s for Band 1 Urgent Courses	106	1,727	6.1%	7.3%	8.0%	9.1%
% of FP17s Relating to Free Repair or Replacements	6	1,727	0.3%	0.8%	0.8%	0.8%
% of FP17s Relating to Continuations	2	1,727	0.1%	1.3%	1.2%	1.3%
% of Patients satisfied with the dentistry they have received	2	2	N/A	92.4%	92.8%	92.7%
% of Patients satisfied with the time they had to wait for an appointment	2	2	N/A	88.8%	89.2%	88.8%

* This is based on patients treated on this contract for their most recent course of treatment. Figures in italics indicate the base number of FP17s or Patient Questionnaire responses are less than 100. N/A is shown where the base number of responses is less than 10 during the period. % is calculated as Quantity/Base number*100

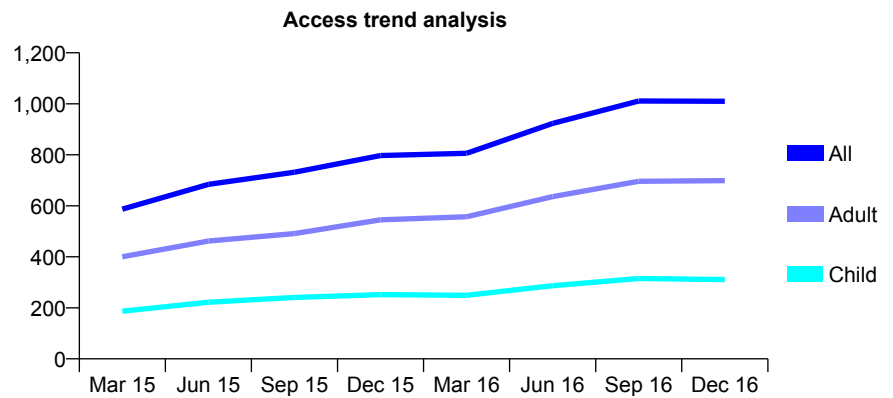
Q59 - Vital Signs At a Glance Contract Report for 264245/0003 - December 2016

Name or company name	MR P PATEL
Contract type name	GDS Contract
Purpose of contract	General
Contract start date	27/08/2014
Contract end date	

16/17 Contracted general activity (UDA)	2,480
Carry forward general activity (UDA)	0
16/17 Contracted orthodontic activity (UOA)	0
Carry forward orthodontic activity (UOA)	0
Baseline contract value	£52,229.81

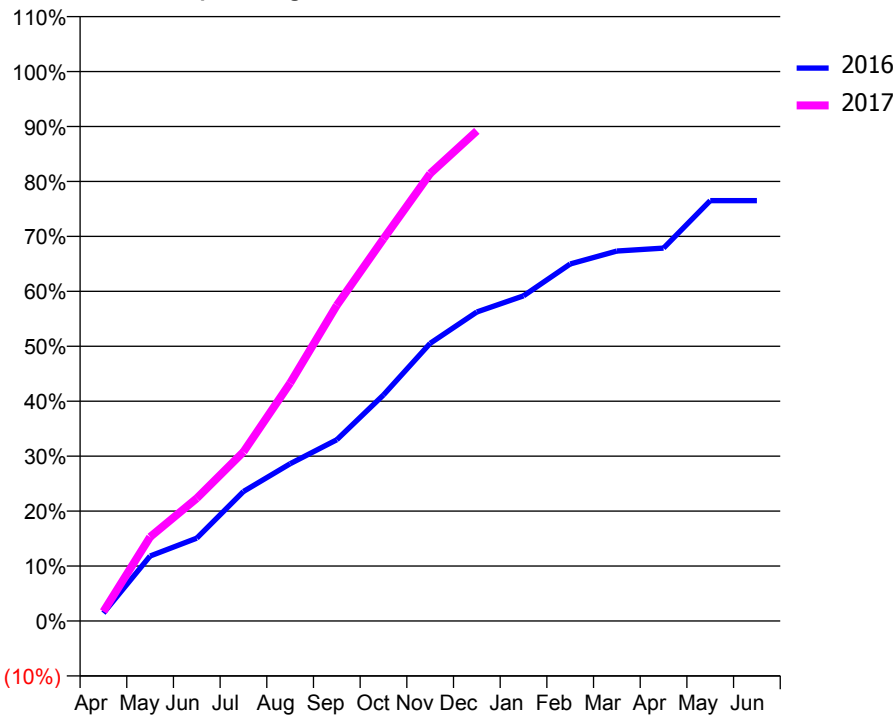
ACCESS*

Patients seen in 24 months	Total	Change since previous quarter
Quarter ending December 2015	797	
Quarter ending March 2016	806	→
Quarter ending June 2016	923	↑
Quarter ending September 2016	1,011	↑
Quarter ending December 2016	1,010	→
Variance since December 2015	26.7%	↑



ACTIVITY

Cumulative percentage of contracted UDA delivered 2016 & 2017



Month	Adjusted Scheduled Activity (UDA)	
	2016	2017
April	50	43
May	412	380
June	525	554
July	821	764
August	996	1,074
September	1,148	1,425
October	1,432	1,725
November	1,758	2,020
December	1,957	2,212
January	2,059	
February	2,261	
March	2,343	
April	2,362	
May	2,662	
June	2,662	

QUALITY

	Quantity	Base Number	Contract	AT	Region	England
% of FP17s for the same patient ID Re-attending within 3 months - Children	46	435	10.6%	10.0%	12.1%	12.4%
% of FP17s for the same patient ID Re-attending within 3 months - Adults	163	921	17.7%	14.6%	15.9%	16.6%
% of FP17s for the same patient ID Re-attending between 3 & 9 months - Children	236	435	54.3%	60.9%	58.6%	57.5%
% of FP17s for the same patient ID Re-attending between 3 & 9 months - Adults	455	921	49.4%	53.4%	51.5%	50.4%
% of FP17s for Band 1 Urgent Courses	71	1,107	6.4%	7.3%	8.0%	9.1%
% of FP17s Relating to Free Repair or Replacements	27	1,107	2.4%	0.8%	0.8%	0.8%
% of FP17s Relating to Continuations	20	1,107	1.8%	1.3%	1.2%	1.3%
% of Patients satisfied with the dentistry they have received	0	0	N/A	92.4%	92.8%	92.7%
% of Patients satisfied with the time they had to wait for an appointment	0	0	N/A	88.8%	89.2%	88.8%

* This is based on patients treated on this contract for their most recent course of treatment. Figures in italics indicate the base number of FP17s or Patient Questionnaire responses are less than 100. N/A is shown where the base number of responses is less than 10 during the period. % is calculated as Quantity/Base number*100

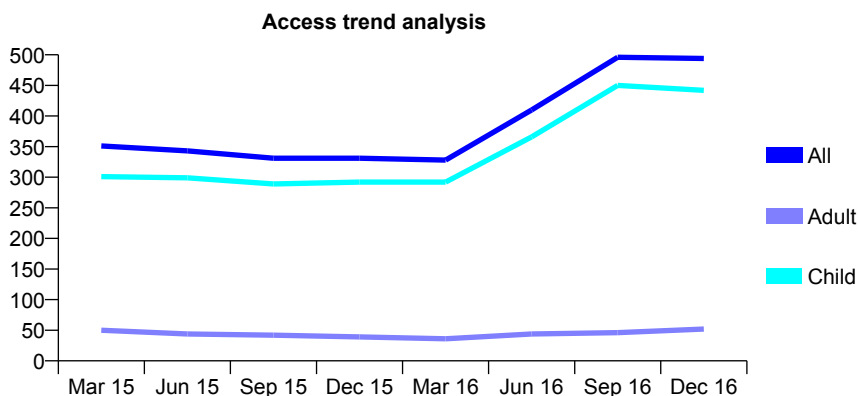
Q59 - Vital Signs At a Glance Contract Report for 299154/0001 - December 2016

Name or company name	MR C KHELA
Contract type name	GDS Contract
Purpose of contract	General
Contract start date	01/05/2011
Contract end date	

16/17 Contracted general activity (UDA)	1,430
Carry forward general activity (UDA)	0
16/17 Contracted orthodontic activity (UOA)	0
Carry forward orthodontic activity (UOA)	0
Baseline contract value	£33,422.62

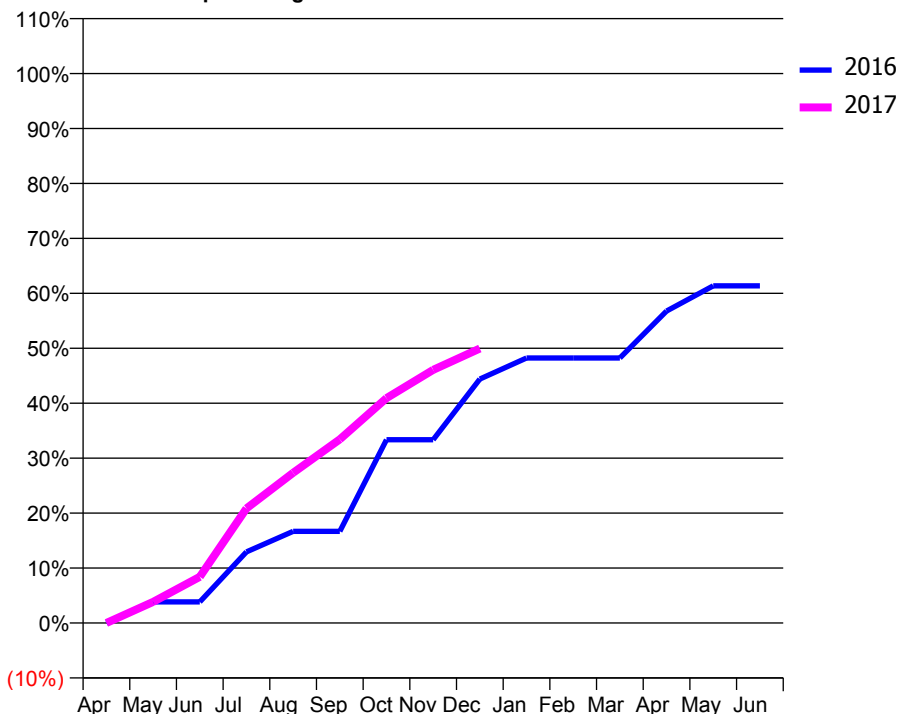
ACCESS*

Patients seen in 24 months	Total	Change since previous quarter
Quarter ending December 2015	331	
Quarter ending March 2016	328	→
Quarter ending June 2016	410	↑
Quarter ending September 2016	496	↑
Quarter ending December 2016	494	→
Variance since December 2015	49.2%	↑



ACTIVITY

Cumulative percentage of contracted UDA delivered 2016 & 2017



Month	Adjusted Scheduled Activity (UDA)	
	2016	2017
April	0	0
May	32	55
June	32	120
July	107	298
August	138	391
September	138	478
October	277	585
November	277	659
December	368	714
January	400	
February	400	
March	400	
April	471	
May	509	
June	509	

QUALITY

	Quantity	Base Number	Contract	AT	Region	England
% of FP17s for the same patient ID Re-attending within 3 months - Children	20	577	3.5%	10.0%	12.1%	12.4%
% of FP17s for the same patient ID Re-attending within 3 months - Adults	0	0	N/A	14.6%	15.9%	16.6%
% of FP17s for the same patient ID Re-attending between 3 & 9 months - Children	252	577	43.7%	60.9%	58.6%	57.5%
% of FP17s for the same patient ID Re-attending between 3 & 9 months - Adults	0	0	N/A	53.4%	51.5%	50.4%
% of FP17s for Band 1 Urgent Courses	18	479	3.8%	7.3%	8.0%	9.1%
% of FP17s Relating to Free Repair or Replacements	0	479	0.0%	0.8%	0.8%	0.8%
% of FP17s Relating to Continuations	2	479	0.4%	1.3%	1.2%	1.3%
% of Patients satisfied with the dentistry they have received	0	0	N/A	92.4%	92.8%	92.7%
% of Patients satisfied with the time they had to wait for an appointment	0	0	N/A	88.8%	89.2%	88.8%

* This is based on patients treated on this contract for their most recent course of treatment. Figures in italics indicate the base number of FP17s or Patient Questionnaire responses are less than 100. N/A is shown where the base number of responses is less than 10 during the period. % is calculated as Quantity/Base number*100

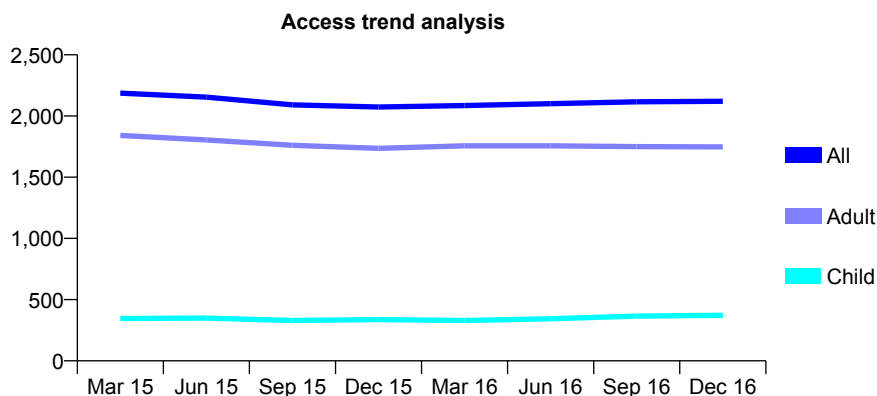
Q59 - Vital Signs At a Glance Contract Report for 306975/0001 - December 2016

Name or company name	MR NA TAYLOR
Contract type name	GDS Contract
Purpose of contract	General
Contract start date	01/04/2006
Contract end date	

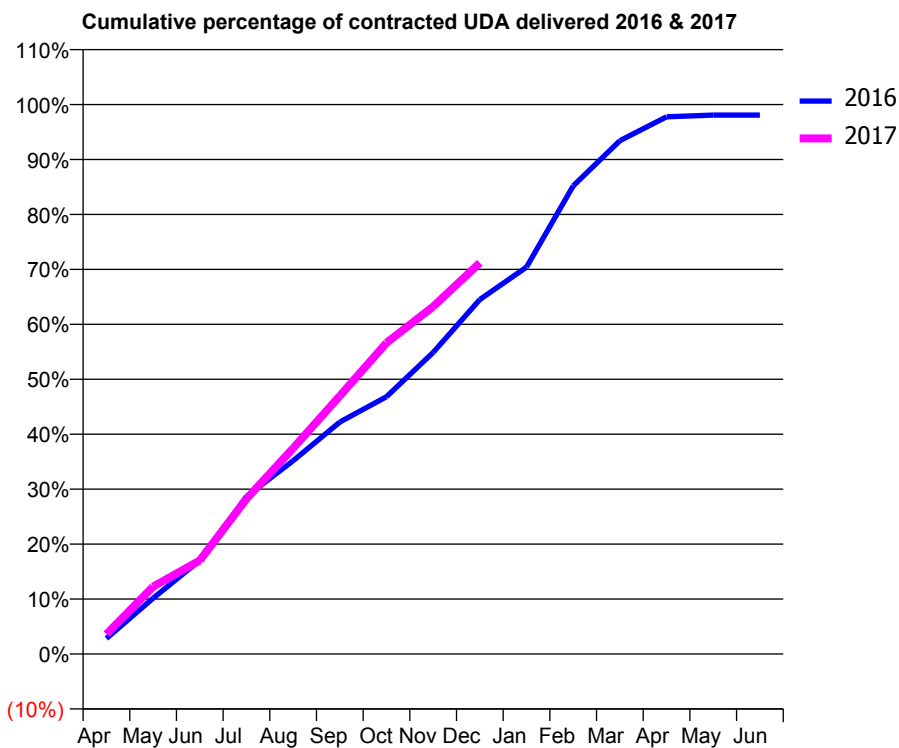
16/17 Contracted general activity (UDA)	6,493
Carry forward general activity (UDA)	125
16/17 Contracted orthodontic activity (UOA)	0
Carry forward orthodontic activity (UOA)	0
Baseline contract value	£175,306.44

ACCESS*

Patients seen in 24 months	Total	Change since previous quarter
Quarter ending December 2015	2,073	
Quarter ending March 2016	2,086	→
Quarter ending June 2016	2,101	→
Quarter ending September 2016	2,116	→
Quarter ending December 2016	2,120	→
Variance since December 2015	2.3%	↑



ACTIVITY



Month	Adjusted Scheduled Activity (UDA)	
	2016	2017
April	183	233
May	659	797
June	1,107	1,105
July	1,862	1,833
August	2,283	2,431
September	2,741	3,049
October	3,041	3,676
November	3,563	4,106
December	4,190	4,622
January	4,571	
February	5,531	
March	6,066	
April	6,347	
May	6,368	
June	6,368	

QUALITY

	Quantity	Base Number	Contract	AT	Region	England
% of FP17s for the same patient ID Re-attending within 3 months - Children	41	418	9.8%	10.0%	12.1%	12.4%
% of FP17s for the same patient ID Re-attending within 3 months - Adults	403	2,070	19.5%	14.6%	15.9%	16.6%
% of FP17s for the same patient ID Re-attending between 3 & 9 months - Children	231	418	55.3%	60.9%	58.6%	57.5%
% of FP17s for the same patient ID Re-attending between 3 & 9 months - Adults	1,123	2,070	54.3%	53.4%	51.5%	50.4%
% of FP17s for Band 1 Urgent Courses	279	2,364	11.8%	7.3%	8.0%	9.1%
% of FP17s Relating to Free Repair or Replacements	25	2,364	1.1%	0.8%	0.8%	0.8%
% of FP17s Relating to Continuations	104	2,364	4.4%	1.3%	1.2%	1.3%
% of Patients satisfied with the dentistry they have received	3	3	N/A	92.4%	92.8%	92.7%
% of Patients satisfied with the time they had to wait for an appointment	2	3	N/A	88.8%	89.2%	88.8%

* This is based on patients treated on this contract for their most recent course of treatment. Figures in italics indicate the base number of FP17s or Patient Questionnaire responses are less than 100. N/A is shown where the base number of responses is less than 10 during the period. % is calculated as Quantity/Base number*100

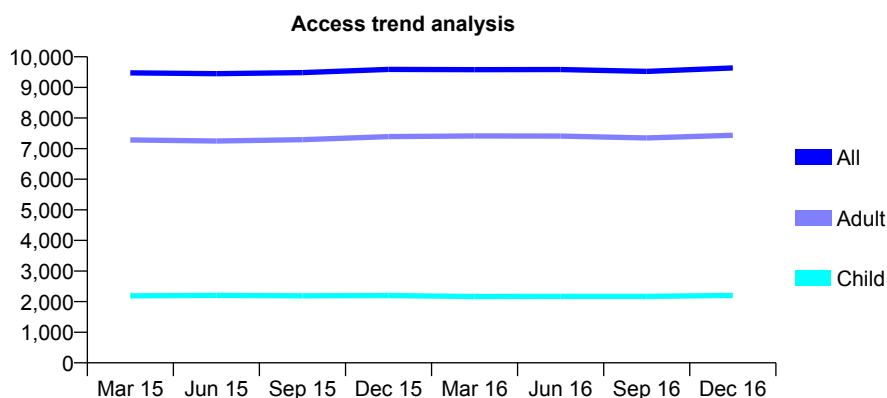
Q59 - Vital Signs At a Glance Contract Report for 320102/0001 - December 2016

Name or company name	MR MK SHAH
Contract type name	GDS Contract
Purpose of contract	General
Contract start date	01/04/2006
Contract end date	

16/17 Contracted general activity (UDA)	22,632
Carry forward general activity (UDA)	487
16/17 Contracted orthodontic activity (UOA)	0
Carry forward orthodontic activity (UOA)	0
Baseline contract value	£533,072.58

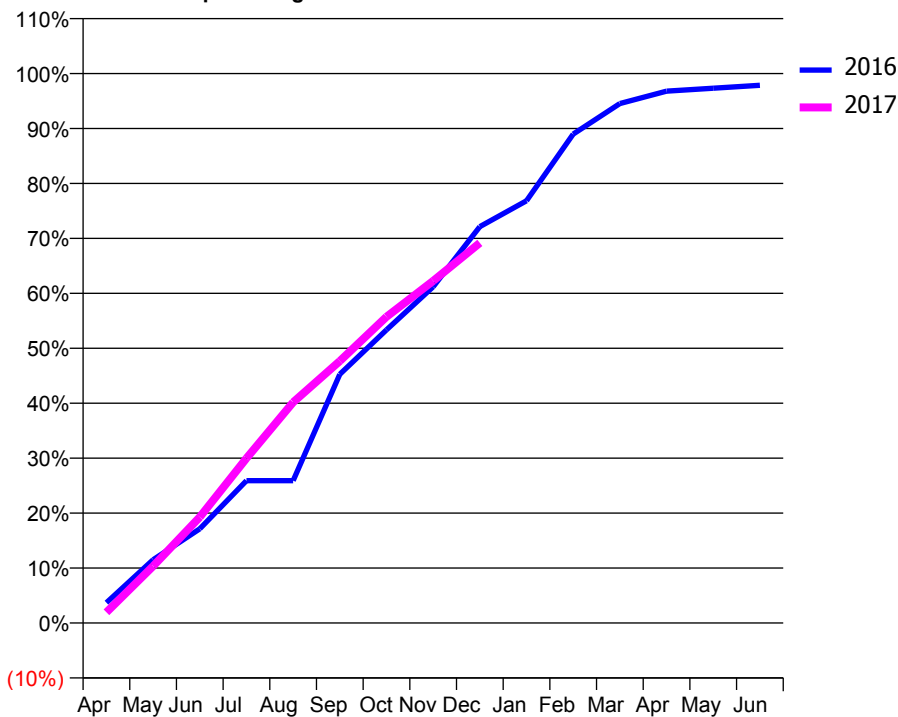
ACCESS*

Patients seen in 24 months	Total	Change since previous quarter
Quarter ending December 2015	9,590	
Quarter ending March 2016	9,580	→
Quarter ending June 2016	9,584	→
Quarter ending September 2016	9,522	→
Quarter ending December 2016	9,638	→
Variance since December 2015	0.5%	→



ACTIVITY

Cumulative percentage of contracted UDA delivered 2016 & 2017



Month	Adjusted Scheduled Activity (UDA)	
	2016	2017
April	837	444
May	2,604	2,344
June	3,883	4,366
July	5,865	6,788
August	5,865	9,091
September	10,247	10,788
October	12,073	12,611
November	13,847	14,090
December	16,327	15,656
January	17,389	
February	20,138	
March	21,393	
April	21,904	
May	22,028	
June	22,145	

QUALITY

	Quantity	Base Number	Contract	AT	Region	England
% of FP17s for the same patient ID Re-attending within 3 months - Children	127	2,346	5.4%	10.0%	12.1%	12.4%
% of FP17s for the same patient ID Re-attending within 3 months - Adults	965	7,518	12.8%	14.6%	15.9%	16.6%
% of FP17s for the same patient ID Re-attending between 3 & 9 months - Children	1,442	2,346	61.5%	60.9%	58.6%	57.5%
% of FP17s for the same patient ID Re-attending between 3 & 9 months - Adults	4,212	7,518	56.0%	53.4%	51.5%	50.4%
% of FP17s for Band 1 Urgent Courses	474	9,414	5.0%	7.3%	8.0%	9.1%
% of FP17s Relating to Free Repair or Replacements	80	9,414	0.8%	0.8%	0.8%	0.8%
% of FP17s Relating to Continuations	86	9,414	0.9%	1.3%	1.2%	1.3%
% of Patients satisfied with the dentistry they have received	18	19	94.7%	92.4%	92.8%	92.7%
% of Patients satisfied with the time they had to wait for an appointment	18	19	94.7%	88.8%	89.2%	88.8%

* This is based on patients treated on this contract for their most recent course of treatment. Figures in italics indicate the base number of FP17s or Patient Questionnaire responses are less than 100. N/A is shown where the base number of responses is less than 10 during the period. % is calculated as Quantity/Base number*100

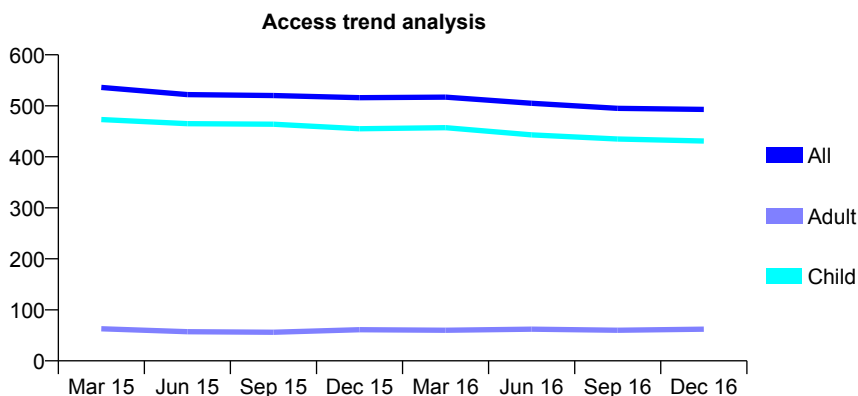
Q59 - Vital Signs At a Glance Contract Report for 324647/0001 - December 2016

Name or company name	MR RD INKLEY
Contract type name	GDS Contract
Purpose of contract	General
Contract start date	01/04/2006
Contract end date	

16/17 Contracted general activity (UDA)	1,329
Carry forward general activity (UDA)	-27
16/17 Contracted orthodontic activity (UOA)	0
Carry forward orthodontic activity (UOA)	0
Baseline contract value	£28,700.41

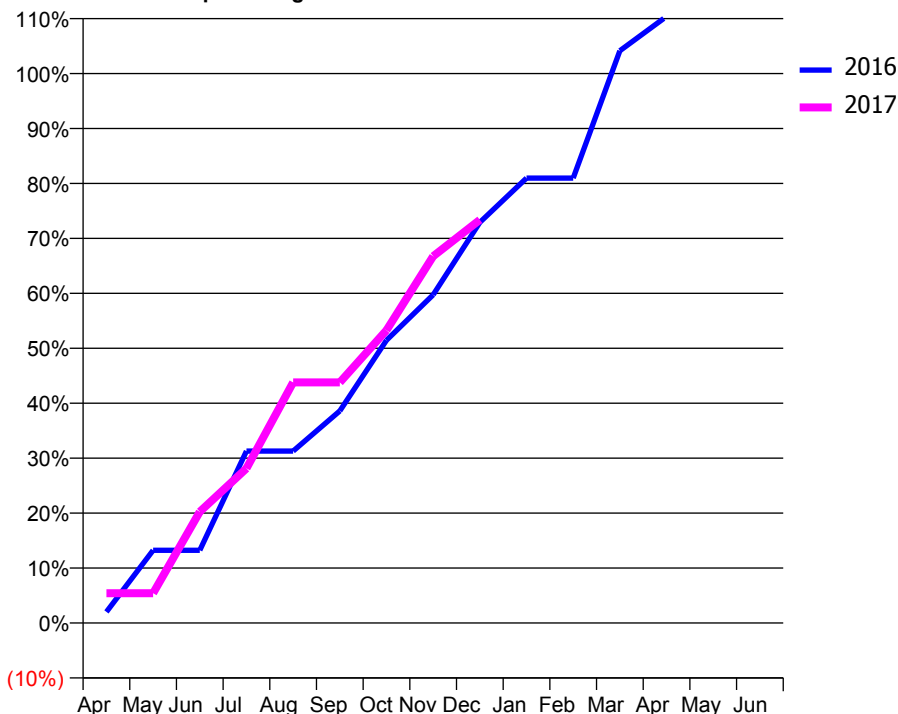
ACCESS*

Patients seen in 24 months	Total	Change since previous quarter
Quarter ending December 2015	516	
Quarter ending March 2016	517	→
Quarter ending June 2016	505	↓
Quarter ending September 2016	495	↓
Quarter ending December 2016	493	→
Variance since December 2015	(4.5%)	↓



ACTIVITY

Cumulative percentage of contracted UDA delivered 2016 & 2017



Month	Adjusted Scheduled Activity (UDA)	
	2016	2017
April	27	72
May	176	72
June	176	269
July	416	374
August	416	582
September	513	582
October	684	708
November	794	887
December	969	975
January	1,076	
February	1,076	
March	1,384	
April	1,467	
May	1,467	
June	1,467	

QUALITY

	Quantity	Base Number	Contract	AT	Region	England
% of FP17s for the same patient ID Re-attending within 3 months - Children	397	947	41.9%	10.0%	12.1%	12.4%
% of FP17s for the same patient ID Re-attending within 3 months - Adults	0	0	N/A	14.6%	15.9%	16.6%
% of FP17s for the same patient ID Re-attending between 3 & 9 months - Children	492	947	52.0%	60.9%	58.6%	57.5%
% of FP17s for the same patient ID Re-attending between 3 & 9 months - Adults	0	0	N/A	53.4%	51.5%	50.4%
% of FP17s for Band 1 Urgent Courses	0	868	0.0%	7.3%	8.0%	9.1%
% of FP17s Relating to Free Repair or Replacements	0	868	0.0%	0.8%	0.8%	0.8%
% of FP17s Relating to Continuations	114	868	13.1%	1.3%	1.2%	1.3%
% of Patients satisfied with the dentistry they have received	0	0	N/A	92.4%	92.8%	92.7%
% of Patients satisfied with the time they had to wait for an appointment	0	0	N/A	88.8%	89.2%	88.8%

* This is based on patients treated on this contract for their most recent course of treatment. Figures in italics indicate the base number of FP17s or Patient Questionnaire responses are less than 100. N/A is shown where the base number of responses is less than 10 during the period. % is calculated as Quantity/Base number*100

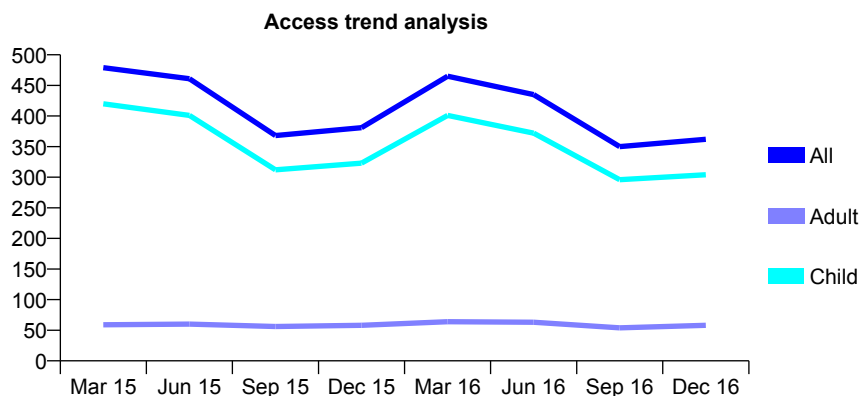
Q59 - Vital Signs At a Glance Contract Report for 326046/0001 - December 2016

Name or company name	MISS PJ HAMPTON
Contract type name	GDS Contract
Purpose of contract	General
Contract start date	01/04/2006
Contract end date	

16/17 Contracted general activity (UDA)	750
Carry forward general activity (UDA)	4
16/17 Contracted orthodontic activity (UOA)	0
Carry forward orthodontic activity (UOA)	0
Baseline contract value	£17,684.46

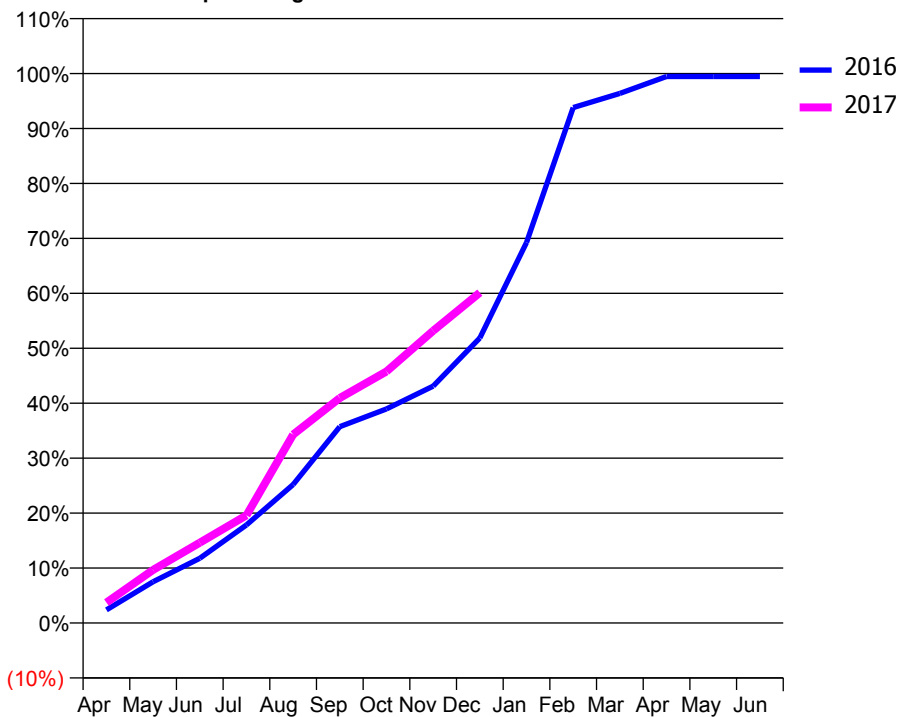
ACCESS*

Patients seen in 24 months	Total	Change since previous quarter
Quarter ending December 2015	381	
Quarter ending March 2016	465	↑
Quarter ending June 2016	435	↓
Quarter ending September 2016	350	↓
Quarter ending December 2016	362	↑
Variance since December 2015	(5.0%)	↓



ACTIVITY

Cumulative percentage of contracted UDA delivered 2016 & 2017



Adjusted Scheduled Activity (UDA)

Month	2016	2017
April	18	28
May	56	73
June	88	110
July	134	147
August	189	257
September	268	307
October	292	343
November	323	399
December	389	451
January	519	
February	704	
March	723	
April	746	
May	746	
June	746	

QUALITY

	Quantity	Base Number	Contract	AT	Region	England
% of FP17s for the same patient ID Re-attending within 3 months - Children	18	343	5.2%	10.0%	12.1%	12.4%
% of FP17s for the same patient ID Re-attending within 3 months - Adults	0	6	0.0%	14.6%	15.9%	16.6%
% of FP17s for the same patient ID Re-attending between 3 & 9 months - Children	198	343	57.7%	60.9%	58.6%	57.5%
% of FP17s for the same patient ID Re-attending between 3 & 9 months - Adults	5	6	83.3%	53.4%	51.5%	50.4%
% of FP17s for Band 1 Urgent Courses	15	332	4.5%	7.3%	8.0%	9.1%
% of FP17s Relating to Free Repair or Replacements	0	332	0.0%	0.8%	0.8%	0.8%
% of FP17s Relating to Continuations	0	332	0.0%	1.3%	1.2%	1.3%
% of Patients satisfied with the dentistry they have received	2	2	N/A	92.4%	92.8%	92.7%
% of Patients satisfied with the time they had to wait for an appointment	2	2	N/A	88.8%	89.2%	88.8%

* This is based on patients treated on this contract for their most recent course of treatment. Figures in italics indicate the base number of FP17s or Patient Questionnaire responses are less than 100. N/A is shown where the base number of responses is less than 10 during the period. % is calculated as Quantity/Base number*100

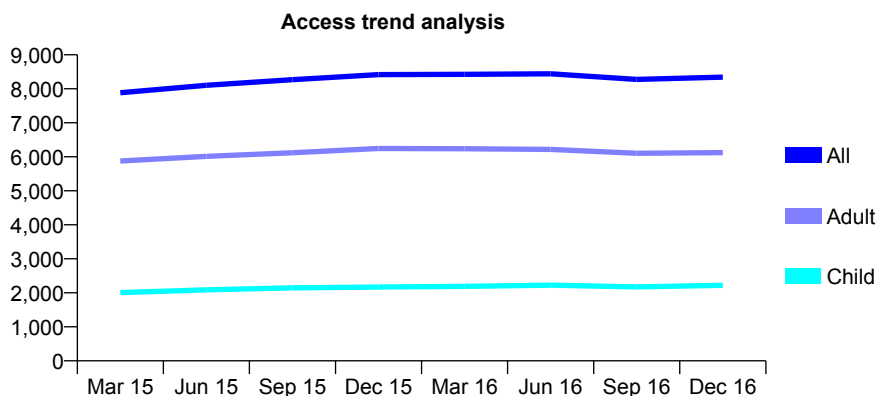
Q59 - Vital Signs At a Glance Contract Report for 332070/0001 - December 2016

Name or company name	MR S VYAS
Contract type name	GDS Contract
Purpose of contract	General
Contract start date	01/04/2006
Contract end date	

16/17 Contracted general activity (UDA)	20,509
Carry forward general activity (UDA)	-420
16/17 Contracted orthodontic activity (UOA)	0
Carry forward orthodontic activity (UOA)	0
Baseline contract value	£551,674.81

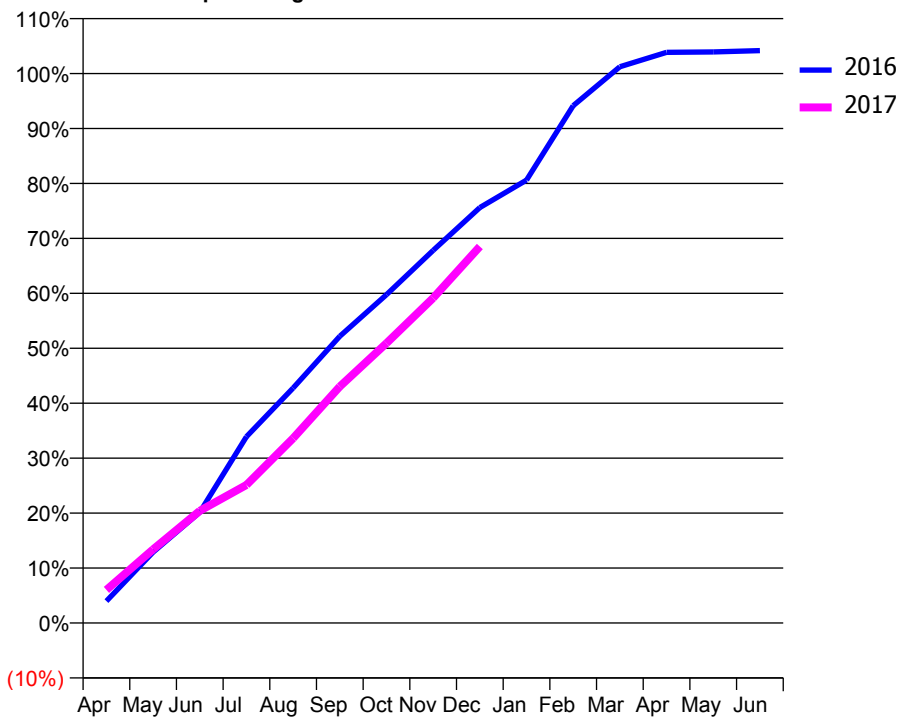
ACCESS*

Patients seen in 24 months	Total	Change since previous quarter
Quarter ending December 2015	8,416	
Quarter ending March 2016	8,425	→
Quarter ending June 2016	8,442	→
Quarter ending September 2016	8,278	↓
Quarter ending December 2016	8,344	→
Variance since December 2015	(0.9%)	→



ACTIVITY

Cumulative percentage of contracted UDA delivered 2016 & 2017



Adjusted Scheduled Activity (UDA)

Month	2016	2017
April	826	1,235
May	2,675	2,751
June	4,186	4,188
July	7,043	5,156
August	8,878	6,895
September	10,836	8,826
October	12,407	10,442
November	14,079	12,131
December	15,698	14,052
January	16,734	
February	19,548	
March	21,015	
April	21,564	
May	21,578	
June	21,629	

QUALITY

	Quantity	Base Number	Contract	AT	Region	England
% of FP17s for the same patient ID Re-attending within 3 months - Children	81	2,337	3.5%	10.0%	12.1%	12.4%
% of FP17s for the same patient ID Re-attending within 3 months - Adults	280	4,857	5.8%	14.6%	15.9%	16.6%
% of FP17s for the same patient ID Re-attending between 3 & 9 months - Children	1,430	2,337	61.2%	60.9%	58.6%	57.5%
% of FP17s for the same patient ID Re-attending between 3 & 9 months - Adults	1,659	4,857	34.2%	53.4%	51.5%	50.4%
% of FP17s for Band 1 Urgent Courses	197	6,899	2.9%	7.3%	8.0%	9.1%
% of FP17s Relating to Free Repair or Replacements	34	6,899	0.5%	0.8%	0.8%	0.8%
% of FP17s Relating to Continuations	23	6,899	0.3%	1.3%	1.2%	1.3%
% of Patients satisfied with the dentistry they have received	7	9	N/A	92.4%	92.8%	92.7%
% of Patients satisfied with the time they had to wait for an appointment	8	9	N/A	88.8%	89.2%	88.8%

* This is based on patients treated on this contract for their most recent course of treatment. Figures in italics indicate the base number of FP17s or Patient Questionnaire responses are less than 100. N/A is shown where the base number of responses is less than 10 during the period. % is calculated as Quantity/Base number*100

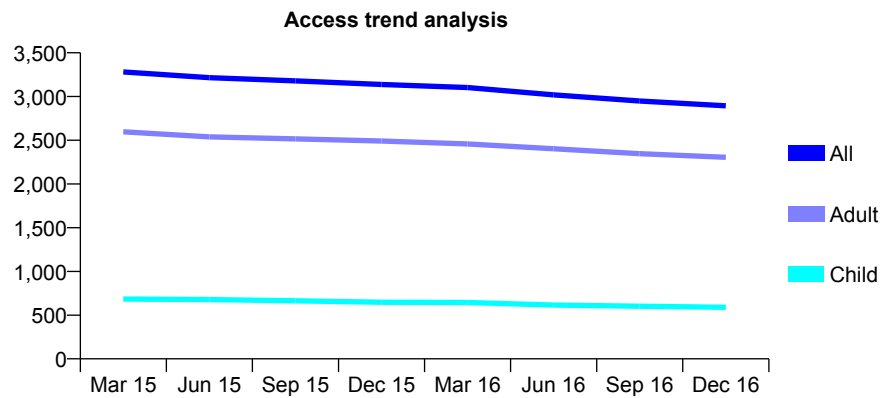
Q59 - Vital Signs At a Glance Contract Report for 335134/0001 - December 2016

Name or company name	MR PJ PATEL
Contract type name	GDS Contract
Purpose of contract	General
Contract start date	01/04/2006
Contract end date	

16/17 Contracted general activity (UDA)	11,623
Carry forward general activity (UDA)	0
16/17 Contracted orthodontic activity (UOA)	0
Carry forward orthodontic activity (UOA)	0
Baseline contract value	£329,893.69

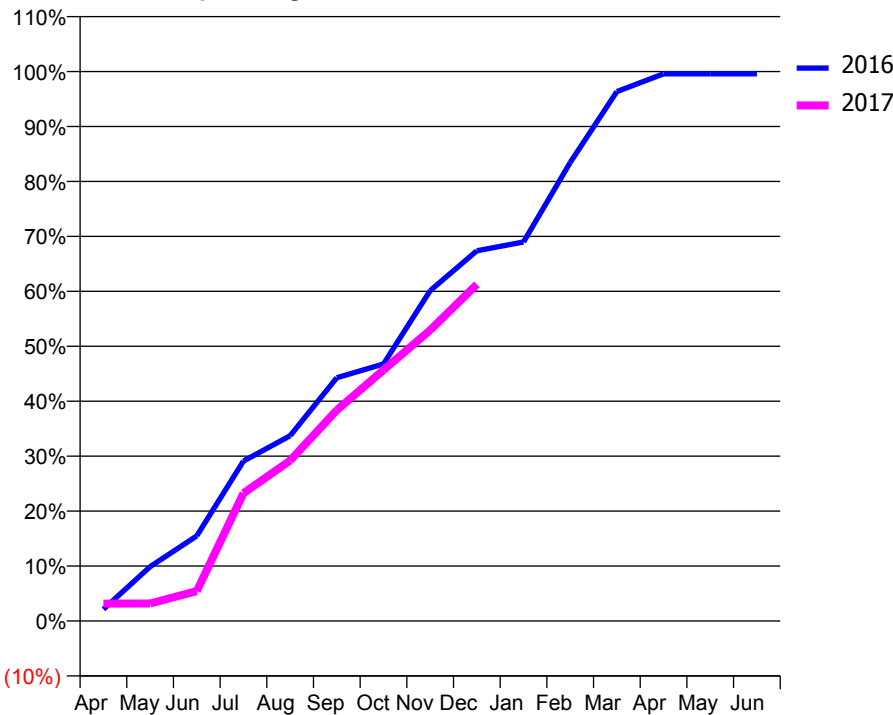
ACCESS*

Patients seen in 24 months	Total	Change since previous quarter
Quarter ending December 2015	3,138	
Quarter ending March 2016	3,103	↓
Quarter ending June 2016	3,019	↓
Quarter ending September 2016	2,948	↓
Quarter ending December 2016	2,894	↓
Variance since December 2015	(7.8%)	↓



ACTIVITY

Cumulative percentage of contracted UDA delivered 2016 & 2017



Month	Adjusted Scheduled Activity (UDA)	
	2016	2017
April	250	369
May	1,149	372
June	1,802	634
July	3,382	2,703
August	3,920	3,394
September	5,146	4,459
October	5,436	5,309
November	6,989	6,153
December	7,833	7,121
January	8,019	
February	9,698	
March	11,198	
April	11,573	
May	11,573	
June	11,573	

QUALITY

	Quantity	Base Number	Contract	AT	Region	England
% of FP17s for the same patient ID Re-attending within 3 months - Children	56	630	8.9%	10.0%	12.1%	12.4%
% of FP17s for the same patient ID Re-attending within 3 months - Adults	536	2,763	19.4%	14.6%	15.9%	16.6%
% of FP17s for the same patient ID Re-attending between 3 & 9 months - Children	477	630	75.7%	60.9%	58.6%	57.5%
% of FP17s for the same patient ID Re-attending between 3 & 9 months - Adults	1,906	2,763	69.0%	53.4%	51.5%	50.4%
% of FP17s for Band 1 Urgent Courses	244	3,218	7.6%	7.3%	8.0%	9.1%
% of FP17s Relating to Free Repair or Replacements	39	3,218	1.2%	0.8%	0.8%	0.8%
% of FP17s Relating to Continuations	89	3,218	2.8%	1.3%	1.2%	1.3%
% of Patients satisfied with the dentistry they have received	13	16	81.3%	92.4%	92.8%	92.7%
% of Patients satisfied with the time they had to wait for an appointment	13	16	81.3%	88.8%	89.2%	88.8%

* This is based on patients treated on this contract for their most recent course of treatment. Figures in italics indicate the base number of FP17s or Patient Questionnaire responses are less than 100. N/A is shown where the base number of responses is less than 10 during the period. % is calculated as Quantity/Base number*100

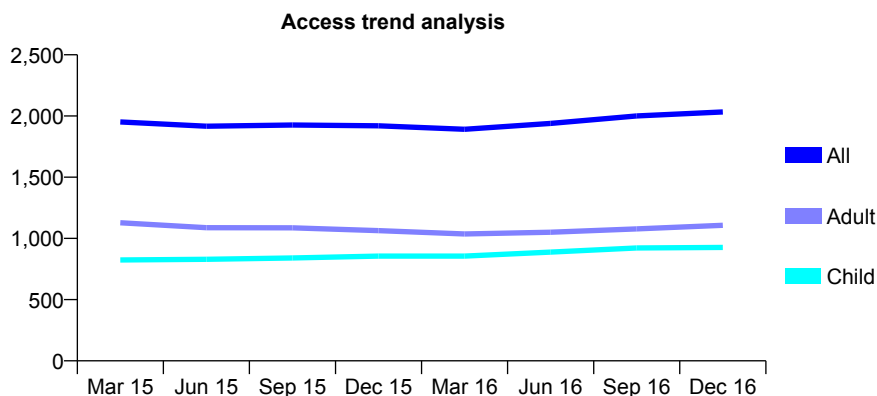
Q59 - Vital Signs At a Glance Contract Report for 342645/0001 - December 2016

Name or company name	MR AM HATHIARI
Contract type name	GDS Contract
Purpose of contract	General
Contract start date	04/02/2011
Contract end date	

16/17 Contracted general activity (UDA)	4,311
Carry forward general activity (UDA)	0
16/17 Contracted orthodontic activity (UOA)	0
Carry forward orthodontic activity (UOA)	0
Baseline contract value	£95,355.19

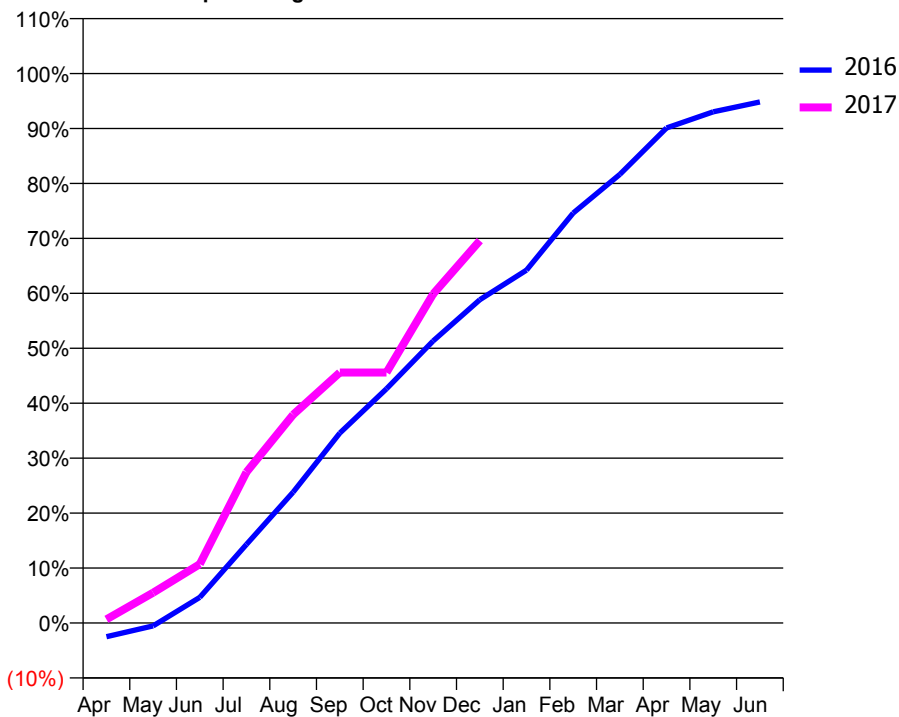
ACCESS*

Patients seen in 24 months	Total	Change since previous quarter
Quarter ending December 2015	1,920	
Quarter ending March 2016	1,892	↓
Quarter ending June 2016	1,939	↑
Quarter ending September 2016	2,000	↑
Quarter ending December 2016	2,033	→
Variance since December 2015	5.9%	↑



ACTIVITY

Cumulative percentage of contracted UDA delivered 2016 & 2017



Month	Adjusted Scheduled Activity (UDA)	
	2016	2017
April	-118	29
May	-26	238
June	220	462
July	674	1,184
August	1,122	1,635
September	1,629	1,965
October	2,008	1,965
November	2,418	2,581
December	2,772	3,000
January	3,025	
February	3,514	
March	3,847	
April	4,244	
May	4,383	
June	4,468	

QUALITY

	Quantity	Base Number	Contract	AT	Region	England
% of FP17s for the same patient ID Re-attending within 3 months - Children	30	843	3.6%	10.0%	12.1%	12.4%
% of FP17s for the same patient ID Re-attending within 3 months - Adults	99	863	11.5%	14.6%	15.9%	16.6%
% of FP17s for the same patient ID Re-attending between 3 & 9 months - Children	378	843	44.8%	60.9%	58.6%	57.5%
% of FP17s for the same patient ID Re-attending between 3 & 9 months - Adults	339	863	39.3%	53.4%	51.5%	50.4%
% of FP17s for Band 1 Urgent Courses	29	1,463	2.0%	7.3%	8.0%	9.1%
% of FP17s Relating to Free Repair or Replacements	1	1,463	0.1%	0.8%	0.8%	0.8%
% of FP17s Relating to Continuations	4	1,463	0.3%	1.3%	1.2%	1.3%
% of Patients satisfied with the dentistry they have received	3	3	N/A	92.4%	92.8%	92.7%
% of Patients satisfied with the time they had to wait for an appointment	3	3	N/A	88.8%	89.2%	88.8%

* This is based on patients treated on this contract for their most recent course of treatment. Figures in italics indicate the base number of FP17s or Patient Questionnaire responses are less than 100. N/A is shown where the base number of responses is less than 10 during the period. % is calculated as Quantity/Base number*100

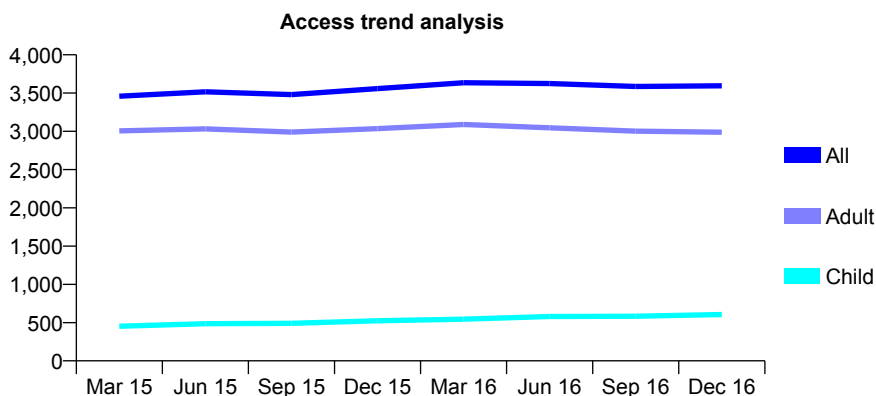
Q59 - Vital Signs At a Glance Contract Report for 363669/0003 - December 2016

Name or company name	MR TG OYEDELE
Contract type name	GDS Contract
Purpose of contract	General
Contract start date	01/02/2012
Contract end date	

16/17 Contracted general activity (UDA)	11,888
Carry forward general activity (UDA)	0
16/17 Contracted orthodontic activity (UOA)	0
Carry forward orthodontic activity (UOA)	0
Baseline contract value	£263,195.93

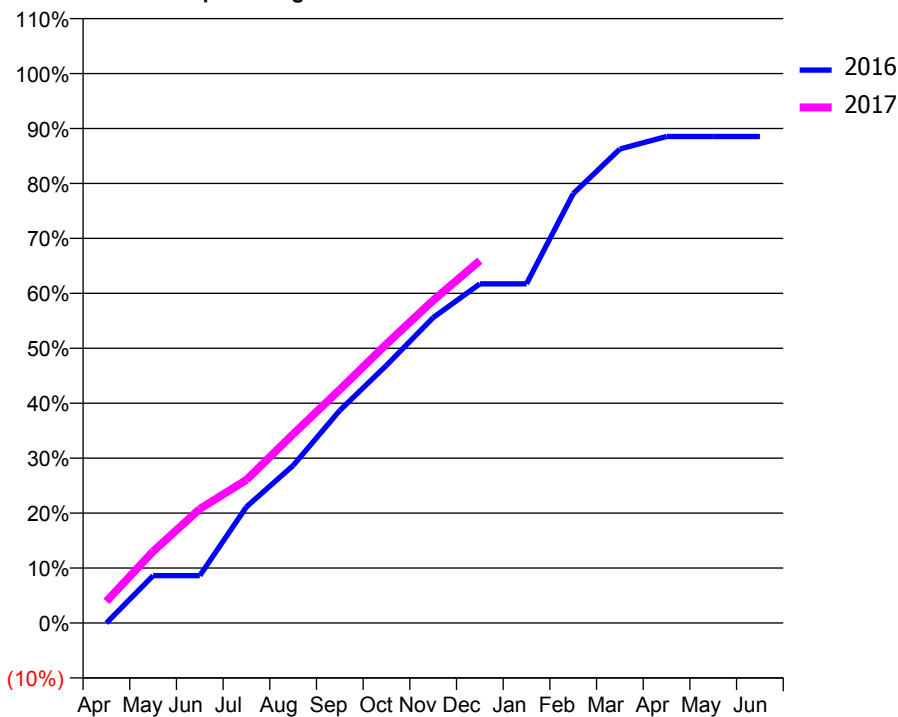
ACCESS*

Patients seen in 24 months	Total	Change since previous quarter
Quarter ending December 2015	3,559	
Quarter ending March 2016	3,635	↑
Quarter ending June 2016	3,624	→
Quarter ending September 2016	3,586	↓
Quarter ending December 2016	3,595	→
Variance since December 2015	1.0%	→



ACTIVITY

Cumulative percentage of contracted UDA delivered 2016 & 2017



Month	Adjusted Scheduled Activity (UDA)	
	2016	2017
April	0	470
May	1,153	1,551
June	1,153	2,467
July	2,830	3,097
August	3,838	4,087
September	5,179	5,051
October	6,279	6,037
November	7,442	6,979
December	8,265	7,839
January	8,265	
February	10,459	
March	11,548	
April	11,854	
May	11,854	
June	11,854	

QUALITY

	Quantity	Base Number	Contract	AT	Region	England
% of FP17s for the same patient ID Re-attending within 3 months - Children	17	579	2.9%	10.0%	12.1%	12.4%
% of FP17s for the same patient ID Re-attending within 3 months - Adults	206	3,014	6.8%	14.6%	15.9%	16.6%
% of FP17s for the same patient ID Re-attending between 3 & 9 months - Children	297	579	51.3%	60.9%	58.6%	57.5%
% of FP17s for the same patient ID Re-attending between 3 & 9 months - Adults	2,072	3,014	68.7%	53.4%	51.5%	50.4%
% of FP17s for Band 1 Urgent Courses	85	3,438	2.5%	7.3%	8.0%	9.1%
% of FP17s Relating to Free Repair or Replacements	24	3,438	0.7%	0.8%	0.8%	0.8%
% of FP17s Relating to Continuations	31	3,438	0.9%	1.3%	1.2%	1.3%
% of Patients satisfied with the dentistry they have received	11	12	91.7%	92.4%	92.8%	92.7%
% of Patients satisfied with the time they had to wait for an appointment	11	12	91.7%	88.8%	89.2%	88.8%

* This is based on patients treated on this contract for their most recent course of treatment. Figures in italics indicate the base number of FP17s or Patient Questionnaire responses are less than 100. N/A is shown where the base number of responses is less than 10 during the period. % is calculated as Quantity/Base number*100

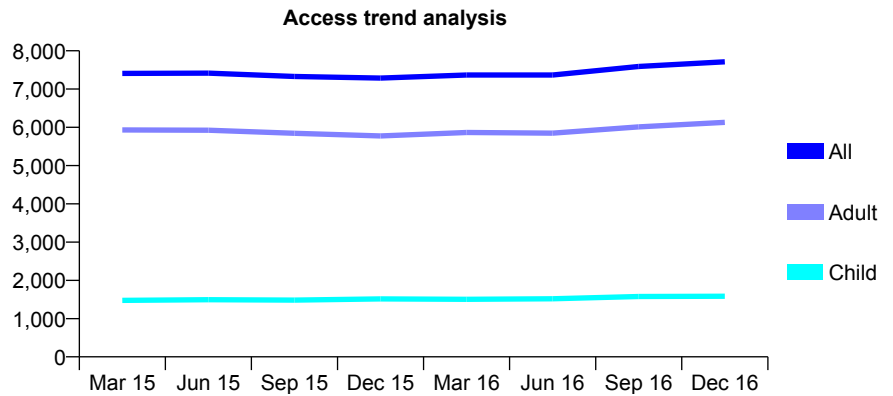
Q59 - Vital Signs At a Glance Contract Report for 363669/0004 - December 2016

Name or company name	Mr T G Oyedele and Mr R A Khan
Contract type name	GDS Contract
Purpose of contract	General
Contract start date	01/04/2013
Contract end date	

16/17 Contracted general activity (UDA)	22,500
Carry forward general activity (UDA)	837
16/17 Contracted orthodontic activity (UOA)	0
Carry forward orthodontic activity (UOA)	0
Baseline contract value	£603,525.15

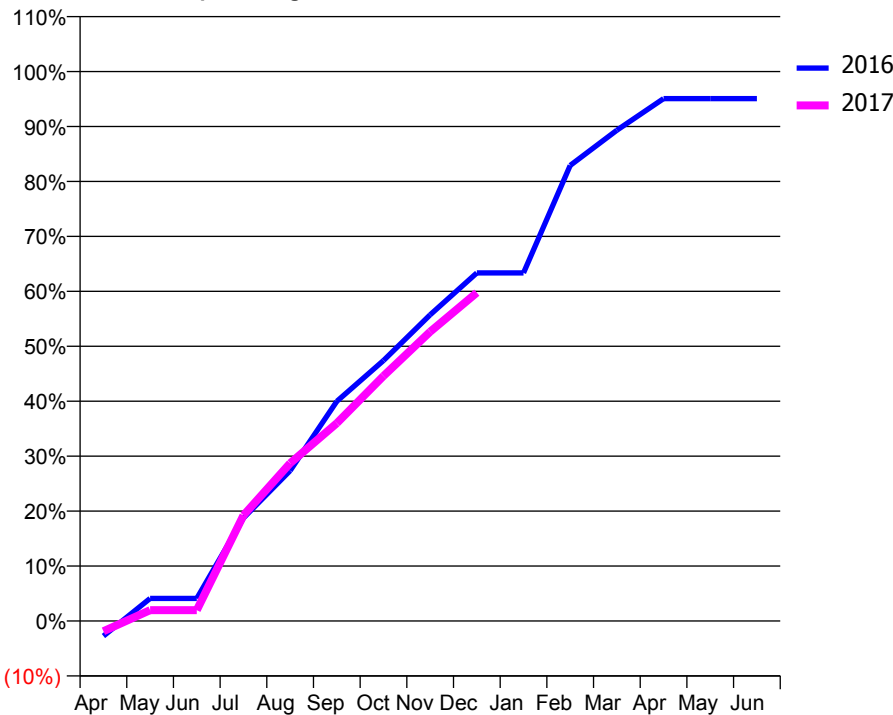
ACCESS*

Patients seen in 24 months	Total	Change since previous quarter
Quarter ending December 2015	7,287	
Quarter ending March 2016	7,368	→
Quarter ending June 2016	7,366	→
Quarter ending September 2016	7,590	↑
Quarter ending December 2016	7,713	→
Variance since December 2015	5.8%	↑



ACTIVITY

Cumulative percentage of contracted UDA delivered 2016 & 2017



Month	Adjusted Scheduled Activity (UDA)	
	2016	2017
April	-663	-424
May	990	444
June	990	444
July	4,499	4,330
August	6,568	6,462
September	9,594	8,102
October	11,377	10,033
November	13,372	11,844
December	15,201	13,448
January	15,201	
February	19,899	
March	21,435	
April	22,817	
May	22,817	
June	22,817	

QUALITY

	Quantity	Base Number	Contract	AT	Region	England
% of FP17s for the same patient ID Re-attending within 3 months - Children	62	1,386	4.5%	10.0%	12.1%	12.4%
% of FP17s for the same patient ID Re-attending within 3 months - Adults	481	5,329	9.0%	14.6%	15.9%	16.6%
% of FP17s for the same patient ID Re-attending between 3 & 9 months - Children	592	1,386	42.7%	60.9%	58.6%	57.5%
% of FP17s for the same patient ID Re-attending between 3 & 9 months - Adults	2,053	5,329	38.5%	53.4%	51.5%	50.4%
% of FP17s for Band 1 Urgent Courses	1,382	6,048	22.9%	7.3%	8.0%	9.1%
% of FP17s Relating to Free Repair or Replacements	21	6,048	0.3%	0.8%	0.8%	0.8%
% of FP17s Relating to Continuations	42	6,048	0.7%	1.3%	1.2%	1.3%
% of Patients satisfied with the dentistry they have received	17	19	89.5%	92.4%	92.8%	92.7%
% of Patients satisfied with the time they had to wait for an appointment	17	19	89.5%	88.8%	89.2%	88.8%

* This is based on patients treated on this contract for their most recent course of treatment. Figures in italics indicate the base number of FP17s or Patient Questionnaire responses are less than 100. N/A is shown where the base number of responses is less than 10 during the period. % is calculated as Quantity/Base number*100

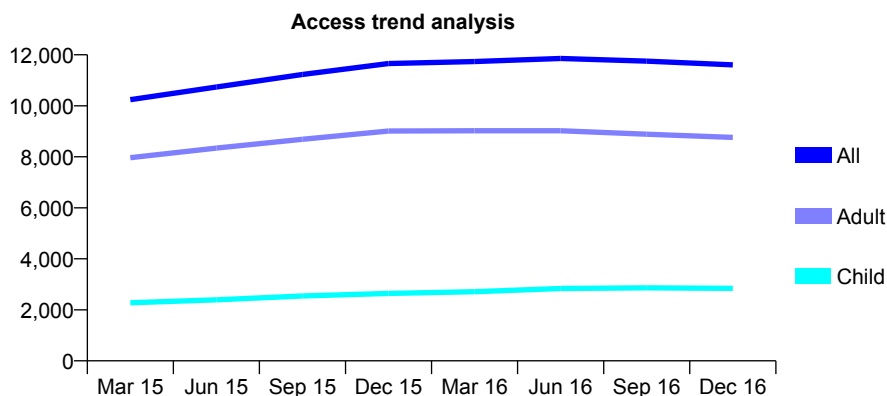
Q59 - Vital Signs At a Glance Contract Report for 366358/0001 - December 2016

Name or company name	MR A BHATT
Contract type name	GDS Contract
Purpose of contract	General
Contract start date	01/10/2010
Contract end date	

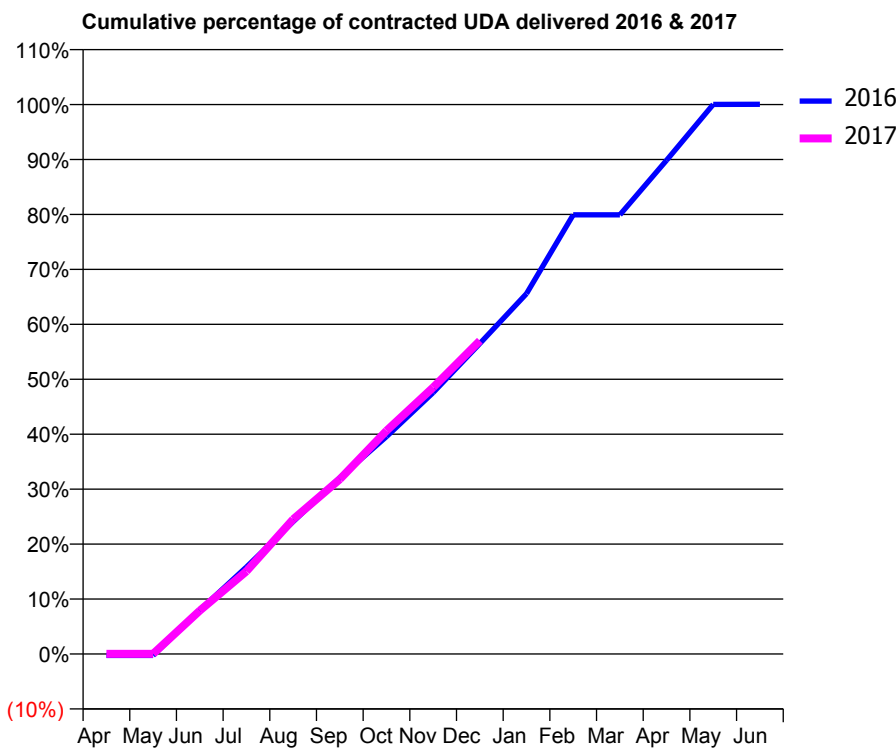
16/17 Contracted general activity (UDA)	26,400
Carry forward general activity (UDA)	-11
16/17 Contracted orthodontic activity (UOA)	0
Carry forward orthodontic activity (UOA)	0
Baseline contract value	£564,621.93

ACCESS*

Patients seen in 24 months	Total	Change since previous quarter
Quarter ending December 2015	11,655	
Quarter ending March 2016	11,735	→
Quarter ending June 2016	11,855	→
Quarter ending September 2016	11,750	→
Quarter ending December 2016	11,603	↓
Variance since December 2015	(0.4%)	→



ACTIVITY



Month	Adjusted Scheduled Activity (UDA)	
	2016	2017
April	-74	11
May	-74	11
June	2,189	2,086
July	4,339	3,975
August	6,599	6,475
September	8,795	8,394
October	10,845	10,729
November	13,033	12,808
December	15,481	15,053
January	17,970	
February	21,897	
March	21,897	
April	24,619	
May	27,401	
June	27,411	

QUALITY

	Quantity	Base Number	Contract	AT	Region	England
% of FP17s for the same patient ID Re-attending within 3 months - Children	223	3,264	6.8%	10.0%	12.1%	12.4%
% of FP17s for the same patient ID Re-attending within 3 months - Adults	1,150	9,382	12.3%	14.6%	15.9%	16.6%
% of FP17s for the same patient ID Re-attending between 3 & 9 months - Children	1,964	3,264	60.2%	60.9%	58.6%	57.5%
% of FP17s for the same patient ID Re-attending between 3 & 9 months - Adults	5,631	9,382	60.0%	53.4%	51.5%	50.4%
% of FP17s for Band 1 Urgent Courses	520	8,877	5.9%	7.3%	8.0%	9.1%
% of FP17s Relating to Free Repair or Replacements	118	8,877	1.3%	0.8%	0.8%	0.8%
% of FP17s Relating to Continuations	82	8,877	0.9%	1.3%	1.2%	1.3%
% of Patients satisfied with the dentistry they have received	26	27	96.3%	92.4%	92.8%	92.7%
% of Patients satisfied with the time they had to wait for an appointment	20	27	74.1%	88.8%	89.2%	88.8%

* This is based on patients treated on this contract for their most recent course of treatment. Figures in italics indicate the base number of FP17s or Patient Questionnaire responses are less than 100. N/A is shown where the base number of responses is less than 10 during the period. % is calculated as Quantity/Base number*100

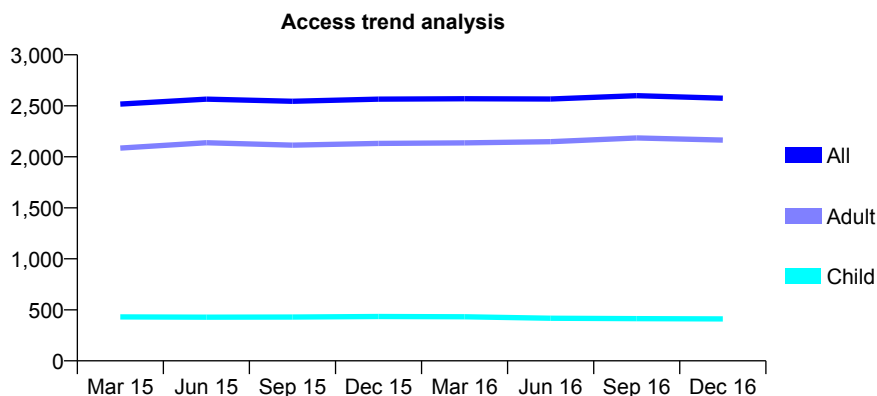
Q59 - Vital Signs At a Glance Contract Report for 367109/0004 - December 2016

Name or company name	MR R CARLISLE-GOTT
Contract type name	GDS Contract
Purpose of contract	General
Contract start date	05/06/2013
Contract end date	

16/17 Contracted general activity (UDA)	8,828
Carry forward general activity (UDA)	0
16/17 Contracted orthodontic activity (UOA)	0
Carry forward orthodontic activity (UOA)	0
Baseline contract value	£194,600.39

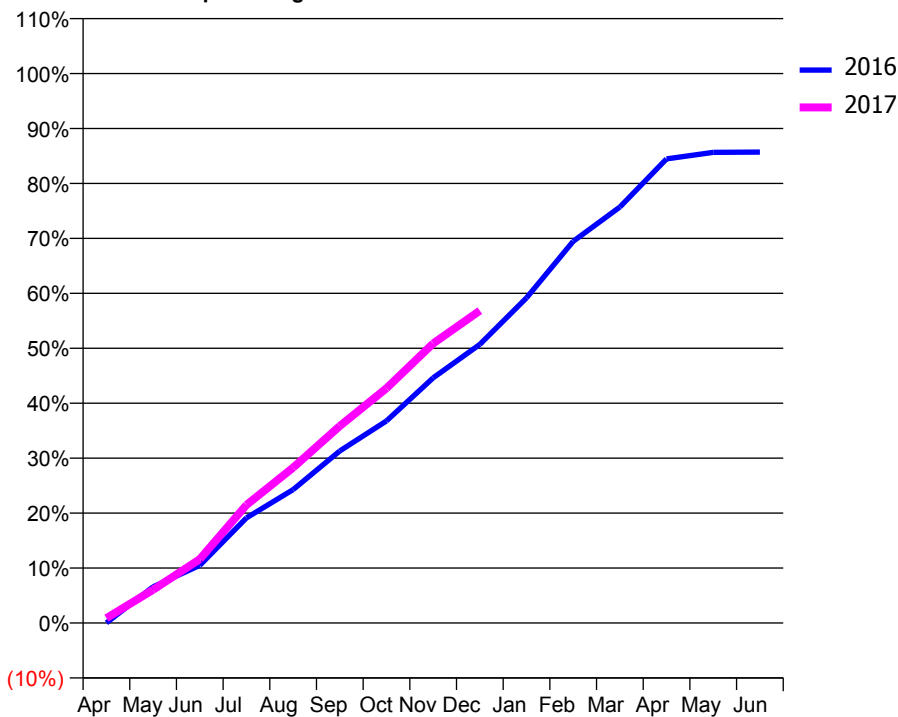
ACCESS*

Patients seen in 24 months	Total	Change since previous quarter
Quarter ending December 2015	2,566	
Quarter ending March 2016	2,569	→
Quarter ending June 2016	2,567	→
Quarter ending September 2016	2,599	→
Quarter ending December 2016	2,575	→
Variance since December 2015	0.4%	→



ACTIVITY

Cumulative percentage of contracted UDA delivered 2016 & 2017



Month	Adjusted Scheduled Activity (UDA)	
	2016	2017
April	3	78
May	582	534
June	926	1,025
July	1,690	1,898
August	2,144	2,497
September	2,764	3,164
October	3,247	3,772
November	3,938	4,492
December	4,477	5,019
January	5,223	
February	6,131	
March	6,682	
April	7,456	
May	7,560	
June	7,566	

QUALITY

	Quantity	Base Number	Contract	AT	Region	England
% of FP17s for the same patient ID Re-attending within 3 months - Children	16	368	4.3%	10.0%	12.1%	12.4%
% of FP17s for the same patient ID Re-attending within 3 months - Adults	346	2,115	16.4%	14.6%	15.9%	16.6%
% of FP17s for the same patient ID Re-attending between 3 & 9 months - Children	192	368	52.2%	60.9%	58.6%	57.5%
% of FP17s for the same patient ID Re-attending between 3 & 9 months - Adults	977	2,115	46.2%	53.4%	51.5%	50.4%
% of FP17s for Band 1 Urgent Courses	119	2,145	5.5%	7.3%	8.0%	9.1%
% of FP17s Relating to Free Repair or Replacements	41	2,145	1.9%	0.8%	0.8%	0.8%
% of FP17s Relating to Continuations	48	2,145	2.2%	1.3%	1.2%	1.3%
% of Patients satisfied with the dentistry they have received	11	12	91.7%	92.4%	92.8%	92.7%
% of Patients satisfied with the time they had to wait for an appointment	12	12	100.0%	88.8%	89.2%	88.8%

* This is based on patients treated on this contract for their most recent course of treatment. Figures in italics indicate the base number of FP17s or Patient Questionnaire responses are less than 100. N/A is shown where the base number of responses is less than 10 during the period. % is calculated as Quantity/Base number*100

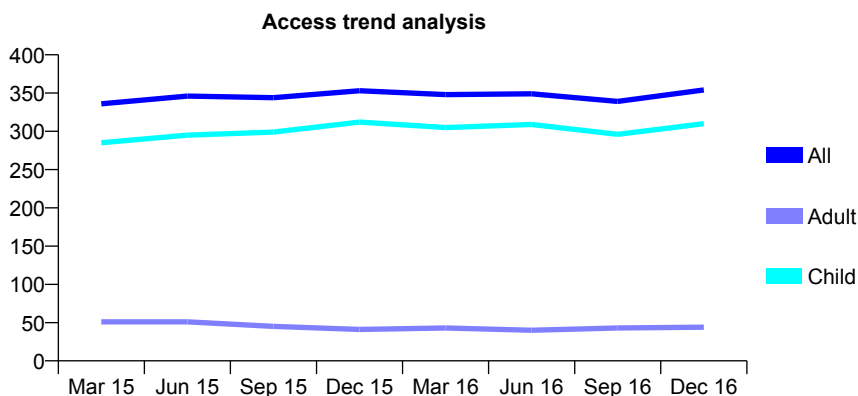
Q59 - Vital Signs At a Glance Contract Report for 563838/0002 - December 2016

Name or company name	Mr G Elias & Mr P R Mapanda
Contract type name	GDS Contract
Purpose of contract	General
Contract start date	06/02/2012
Contract end date	

16/17 Contracted general activity (UDA)	950
Carry forward general activity (UDA)	-19
16/17 Contracted orthodontic activity (UOA)	0
Carry forward orthodontic activity (UOA)	0
Baseline contract value	£21,620.48

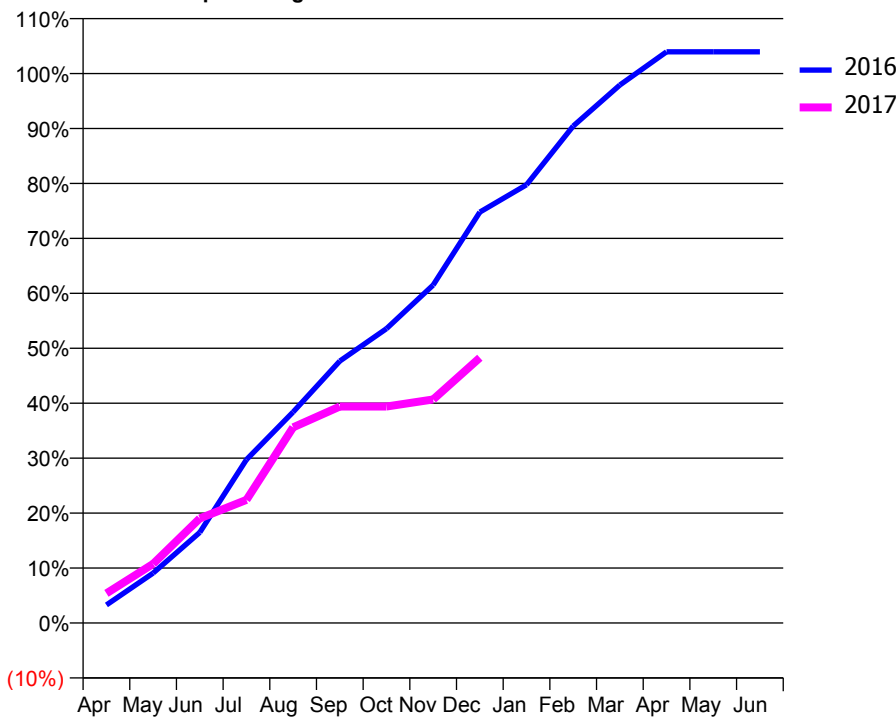
ACCESS*

Patients seen in 24 months	Total	Change since previous quarter
Quarter ending December 2015	353	
Quarter ending March 2016	348	↓
Quarter ending June 2016	349	→
Quarter ending September 2016	339	↓
Quarter ending December 2016	354	↑
Variance since December 2015	0.3%	→



ACTIVITY

Cumulative percentage of contracted UDA delivered 2016 & 2017



Month	Adjusted Scheduled Activity (UDA)	
	2016	2017
April	31	51
May	86	102
June	157	181
July	283	213
August	365	338
September	453	374
October	509	374
November	584	387
December	710	459
January	758	
February	859	
March	930	
April	987	
May	987	
June	987	

QUALITY

	Quantity	Base Number	Contract	AT	Region	England
% of FP17s for the same patient ID Re-attending within 3 months - Children	66	319	20.7%	10.0%	12.1%	12.4%
% of FP17s for the same patient ID Re-attending within 3 months - Adults	2	6	33.3%	14.6%	15.9%	16.6%
% of FP17s for the same patient ID Re-attending between 3 & 9 months - Children	134	319	42.0%	60.9%	58.6%	57.5%
% of FP17s for the same patient ID Re-attending between 3 & 9 months - Adults	3	6	50.0%	53.4%	51.5%	50.4%
% of FP17s for Band 1 Urgent Courses	8	291	2.7%	7.3%	8.0%	9.1%
% of FP17s Relating to Free Repair or Replacements	0	291	0.0%	0.8%	0.8%	0.8%
% of FP17s Relating to Continuations	20	291	6.9%	1.3%	1.2%	1.3%
% of Patients satisfied with the dentistry they have received	0	0	N/A	92.4%	92.8%	92.7%
% of Patients satisfied with the time they had to wait for an appointment	0	0	N/A	88.8%	89.2%	88.8%

* This is based on patients treated on this contract for their most recent course of treatment. Figures in italics indicate the base number of FP17s or Patient Questionnaire responses are less than 100. N/A is shown where the base number of responses is less than 10 during the period. % is calculated as Quantity/Base number*100

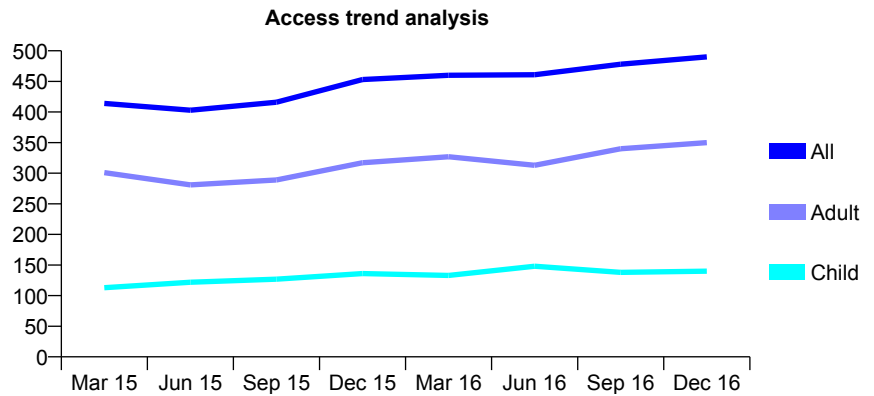
Q59 - Vital Signs At a Glance Contract Report for 566039/0004 - December 2016

Name or company name	MS AR LOCKYER
Contract type name	GDS Contract
Purpose of contract	General
Contract start date	01/04/2006
Contract end date	

16/17 Contracted general activity (UDA)	1,726
Carry forward general activity (UDA)	-30
16/17 Contracted orthodontic activity (UOA)	0
Carry forward orthodontic activity (UOA)	0
Baseline contract value	£40,860.24

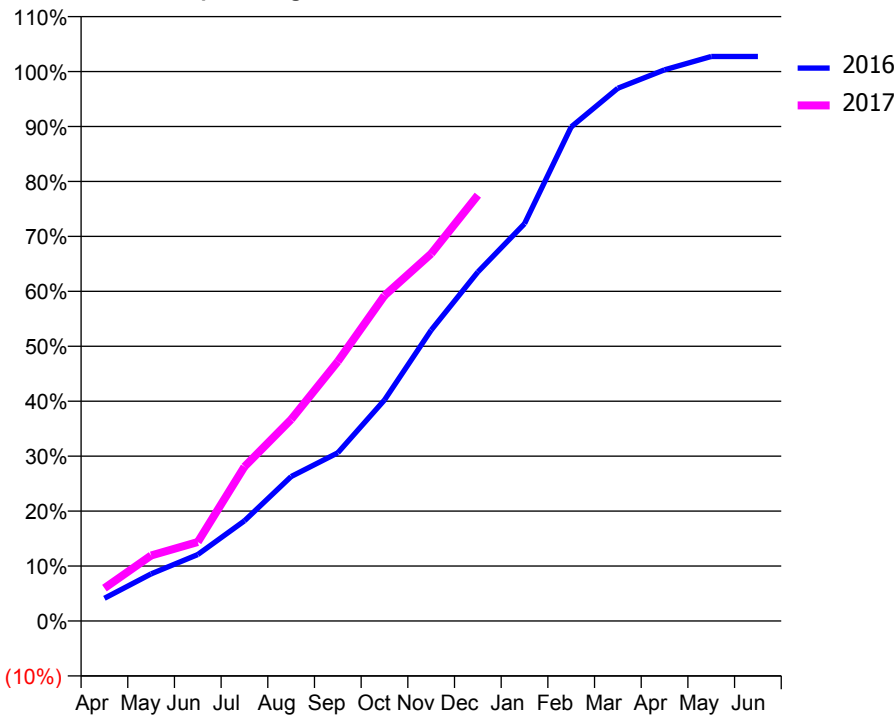
ACCESS*

Patients seen in 24 months	Total	Change since previous quarter
Quarter ending December 2015	453	
Quarter ending March 2016	460	→
Quarter ending June 2016	461	→
Quarter ending September 2016	478	↑
Quarter ending December 2016	490	↑
Variance since December 2015	8.2%	↑



ACTIVITY

Cumulative percentage of contracted UDA delivered 2016 & 2017



Month	Adjusted Scheduled Activity (UDA)	
	2016	2017
April	61	103
May	127	206
June	178	248
July	269	485
August	388	633
September	452	815
October	594	1,022
November	781	1,154
December	938	1,337
January	1,067	
February	1,327	
March	1,431	
April	1,480	
May	1,516	
June	1,516	

QUALITY

	Quantity	Base Number	Contract	AT	Region	England
% of FP17s for the same patient ID Re-attending within 3 months - Children	8	150	5.3%	10.0%	12.1%	12.4%
% of FP17s for the same patient ID Re-attending within 3 months - Adults	88	346	25.4%	14.6%	15.9%	16.6%
% of FP17s for the same patient ID Re-attending between 3 & 9 months - Children	67	150	44.7%	60.9%	58.6%	57.5%
% of FP17s for the same patient ID Re-attending between 3 & 9 months - Adults	79	346	22.8%	53.4%	51.5%	50.4%
% of FP17s for Band 1 Urgent Courses	37	469	7.9%	7.3%	8.0%	9.1%
% of FP17s Relating to Free Repair or Replacements	8	469	1.7%	0.8%	0.8%	0.8%
% of FP17s Relating to Continuations	14	469	3.0%	1.3%	1.2%	1.3%
% of Patients satisfied with the dentistry they have received	2	2	N/A	92.4%	92.8%	92.7%
% of Patients satisfied with the time they had to wait for an appointment	2	2	N/A	88.8%	89.2%	88.8%

* This is based on patients treated on this contract for their most recent course of treatment. Figures in italics indicate the base number of FP17s or Patient Questionnaire responses are less than 100. N/A is shown where the base number of responses is less than 10 during the period. % is calculated as Quantity/Base number*100

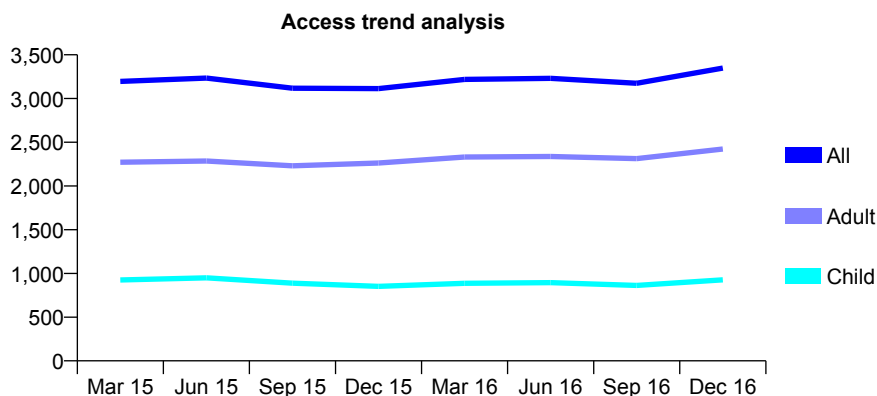
Q59 - Vital Signs At a Glance Contract Report for 570230/0002 - December 2016

Name or company name	MR RM ALLEN
Contract type name	GDS Contract
Purpose of contract	General and Orthodontic
Contract start date	01/04/2006
Contract end date	

16/17 Contracted general activity (UDA)	8,765
Carry forward general activity (UDA)	50
16/17 Contracted orthodontic activity (UOA)	380
Carry forward orthodontic activity (UOA)	2
Baseline contract value	£253,246.66

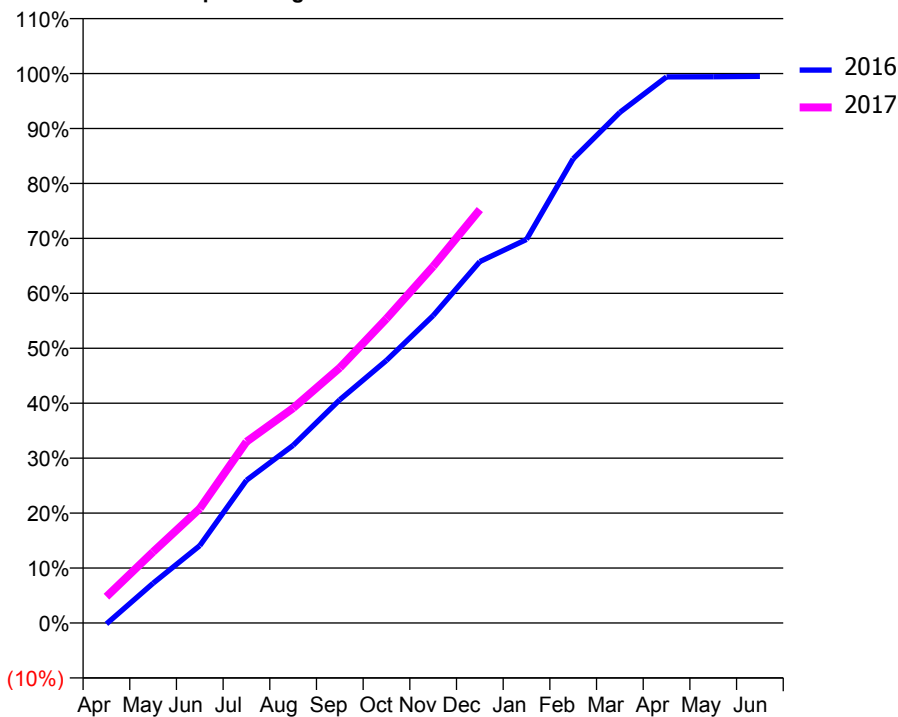
ACCESS*

Patients seen in 24 months	Total	Change since previous quarter
Quarter ending December 2015	3,113	
Quarter ending March 2016	3,218	↑
Quarter ending June 2016	3,231	→
Quarter ending September 2016	3,174	↓
Quarter ending December 2016	3,349	↑
Variance since December 2015	7.6%	↑



ACTIVITY

Cumulative percentage of contracted UDA delivered 2016 & 2017



Month	Adjusted Scheduled Activity (UDA)	
	2016	2017
April	-16	420
May	686	1,135
June	1,334	1,827
July	2,460	2,891
August	3,061	3,428
September	3,845	4,071
October	4,523	4,855
November	5,295	5,688
December	6,225	6,595
January	6,606	
February	7,996	
March	8,796	
April	9,407	
May	9,410	
June	9,415	

QUALITY

	Quantity	Base Number	Contract	AT	Region	England
% of FP17s for the same patient ID Re-attending within 3 months - Children	154	1,194	12.9%	10.0%	12.1%	12.4%
% of FP17s for the same patient ID Re-attending within 3 months - Adults	447	2,505	17.8%	14.6%	15.9%	16.6%
% of FP17s for the same patient ID Re-attending between 3 & 9 months - Children	581	1,194	48.7%	60.9%	58.6%	57.5%
% of FP17s for the same patient ID Re-attending between 3 & 9 months - Adults	1,027	2,505	41.0%	53.4%	51.5%	50.4%
% of FP17s for Band 1 Urgent Courses	463	3,398	13.6%	7.3%	8.0%	9.1%
% of FP17s Relating to Free Repair or Replacements	86	3,398	2.5%	0.8%	0.8%	0.8%
% of FP17s Relating to Continuations	2	3,398	0.1%	1.3%	1.2%	1.3%
% of Patients satisfied with the dentistry they have received	5	6	N/A	92.4%	92.8%	92.7%
% of Patients satisfied with the time they had to wait for an appointment	5	6	N/A	88.8%	89.2%	88.8%

* This is based on patients treated on this contract for their most recent course of treatment. Figures in italics indicate the base number of FP17s or Patient Questionnaire responses are less than 100. N/A is shown where the base number of responses is less than 10 during the period. % is calculated as Quantity/Base number*100

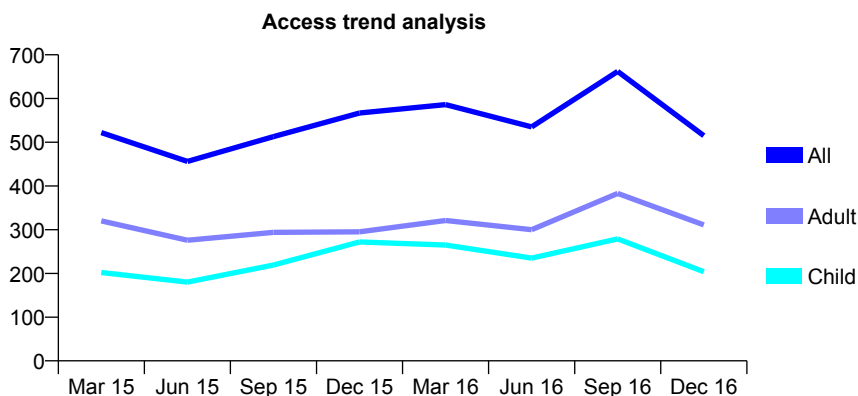
Q59 - Vital Signs At a Glance Contract Report for 570230/0007 - December 2016

Name or company name	MR RM ALLEN
Contract type name	PDS Plus Contract
Purpose of contract	General
Contract start date	01/04/2010
Contract end date	28/02/2017

16/17 Contracted general activity (UDA)	917
Carry forward general activity (UDA)	14
16/17 Contracted orthodontic activity (UOA)	0
Carry forward orthodontic activity (UOA)	0
Baseline contract value	£12,459.70

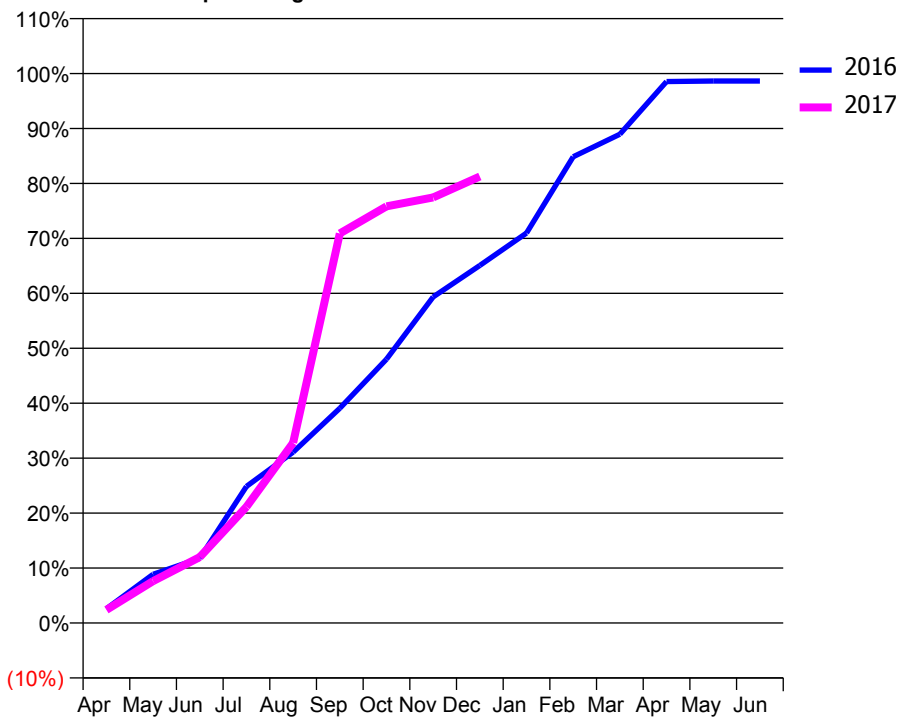
ACCESS*

Patients seen in 24 months	Total	Change since previous quarter
Quarter ending December 2015	567	
Quarter ending March 2016	586	↑
Quarter ending June 2016	535	↓
Quarter ending September 2016	662	↑
Quarter ending December 2016	515	↓
Variance since December 2015	(9.2%)	↓



ACTIVITY

Cumulative percentage of contracted UDA delivered 2016 & 2017



Month	Adjusted Scheduled Activity (UDA)	
	2016	2017
April	26	22
May	89	70
June	118	110
July	249	194
August	311	301
September	391	650
October	480	695
November	593	710
December	651	745
January	710	
February	848	
March	889	
April	985	
May	986	
June	986	

QUALITY

	Quantity	Base Number	Contract	AT	Region	England
% of FP17s for the same patient ID Re-attending within 3 months - Children	4	250	1.6%	10.0%	12.1%	12.4%
% of FP17s for the same patient ID Re-attending within 3 months - Adults	1	285	0.4%	14.6%	15.9%	16.6%
% of FP17s for the same patient ID Re-attending between 3 & 9 months - Children	38	250	15.2%	60.9%	58.6%	57.5%
% of FP17s for the same patient ID Re-attending between 3 & 9 months - Adults	14	285	4.9%	53.4%	51.5%	50.4%
% of FP17s for Band 1 Urgent Courses	21	466	4.5%	7.3%	8.0%	9.1%
% of FP17s Relating to Free Repair or Replacements	4	466	0.9%	0.8%	0.8%	0.8%
% of FP17s Relating to Continuations	0	466	0.0%	1.3%	1.2%	1.3%
% of Patients satisfied with the dentistry they have received	2	2	N/A	92.4%	92.8%	92.7%
% of Patients satisfied with the time they had to wait for an appointment	2	2	N/A	88.8%	89.2%	88.8%

* This is based on patients treated on this contract for their most recent course of treatment. Figures in italics indicate the base number of FP17s or Patient Questionnaire responses are less than 100. N/A is shown where the base number of responses is less than 10 during the period. % is calculated as Quantity/Base number*100

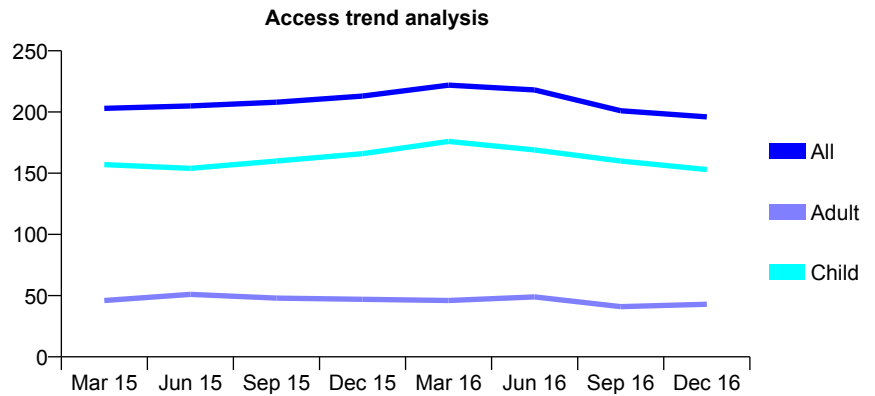
Q59 - Vital Signs At a Glance Contract Report for 572845/0001 - December 2016

Name or company name	MR PH WILLIAMS
Contract type name	GDS Contract
Purpose of contract	General
Contract start date	01/04/2006
Contract end date	

16/17 Contracted general activity (UDA)	414
Carry forward general activity (UDA)	0
16/17 Contracted orthodontic activity (UOA)	0
Carry forward orthodontic activity (UOA)	0
Baseline contract value	£11,090.21

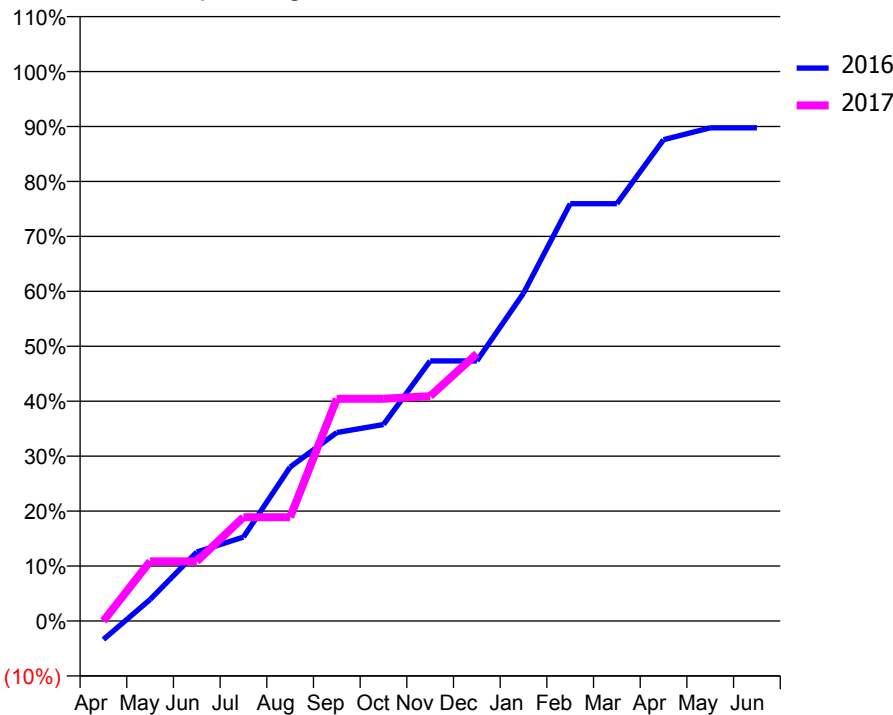
ACCESS*

Patients seen in 24 months	Total	Change since previous quarter
Quarter ending December 2015	213	
Quarter ending March 2016	222	↑
Quarter ending June 2016	218	↓
Quarter ending September 2016	201	↓
Quarter ending December 2016	196	↓
Variance since December 2015	(8.0%)	↓



ACTIVITY

Cumulative percentage of contracted UDA delivered 2016 & 2017



Month	Adjusted Scheduled Activity (UDA)	
	2016	2017
April	-14	0
May	16	45
June	52	45
July	63	78
August	116	78
September	142	167
October	148	167
November	196	169
December	196	201
January	247	
February	314	
March	314	
April	363	
May	372	
June	372	

QUALITY

	Quantity	Base Number	Contract	AT	Region	England
% of FP17s for the same patient ID Re-attending within 3 months - Children	6	155	3.9%	10.0%	12.1%	12.4%
% of FP17s for the same patient ID Re-attending within 3 months - Adults	5	38	13.2%	14.6%	15.9%	16.6%
% of FP17s for the same patient ID Re-attending between 3 & 9 months - Children	111	155	71.6%	60.9%	58.6%	57.5%
% of FP17s for the same patient ID Re-attending between 3 & 9 months - Adults	21	38	55.3%	53.4%	51.5%	50.4%
% of FP17s for Band 1 Urgent Courses	2	153	1.3%	7.3%	8.0%	9.1%
% of FP17s Relating to Free Repair or Replacements	0	153	0.0%	0.8%	0.8%	0.8%
% of FP17s Relating to Continuations	2	153	1.3%	1.3%	1.2%	1.3%
% of Patients satisfied with the dentistry they have received	0	0	N/A	92.4%	92.8%	92.7%
% of Patients satisfied with the time they had to wait for an appointment	0	0	N/A	88.8%	89.2%	88.8%

* This is based on patients treated on this contract for their most recent course of treatment. Figures in italics indicate the base number of FP17s or Patient Questionnaire responses are less than 100. N/A is shown where the base number of responses is less than 10 during the period. % is calculated as Quantity/Base number*100

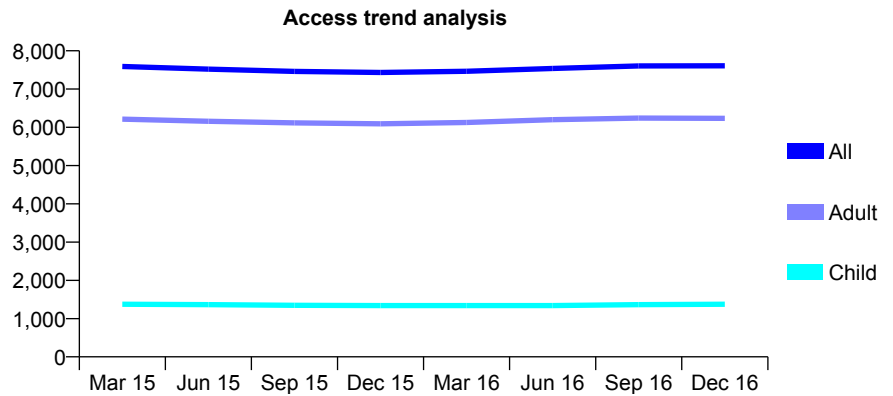
Q59 - Vital Signs At a Glance Contract Report for 573477/0001 - December 2016

Name or company name	MR TW POWELL
Contract type name	GDS Contract
Purpose of contract	General and Orthodontic
Contract start date	01/04/2006
Contract end date	

16/17 Contracted general activity (UDA)	24,487
Carry forward general activity (UDA)	0
16/17 Contracted orthodontic activity (UOA)	210
Carry forward orthodontic activity (UOA)	0
Baseline contract value	£594,621.34

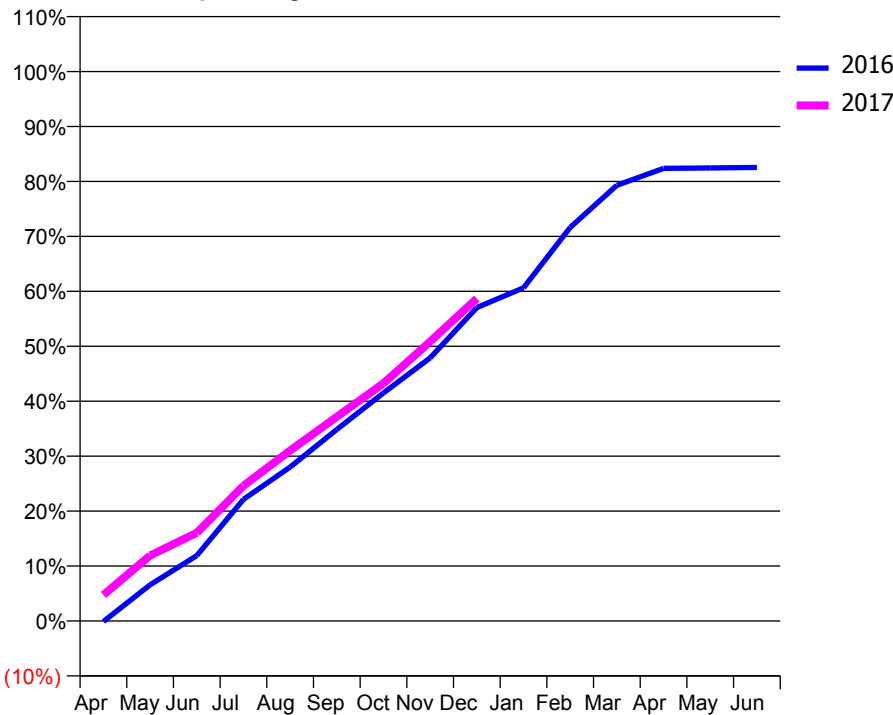
ACCESS*

Patients seen in 24 months	Total	Change since previous quarter
Quarter ending December 2015	7,432	
Quarter ending March 2016	7,466	→
Quarter ending June 2016	7,539	→
Quarter ending September 2016	7,606	→
Quarter ending December 2016	7,609	→
Variance since December 2015	2.4%	↑



ACTIVITY

Cumulative percentage of contracted UDA delivered 2016 & 2017



Month	Adjusted Scheduled Activity (UDA)	
	2016	2017
April	-26	1,160
May	1,573	2,921
June	2,850	3,933
July	5,295	6,026
August	6,703	7,594
September	8,337	9,099
October	9,930	10,593
November	11,457	12,449
December	13,647	14,368
January	14,503	
February	17,135	
March	18,969	
April	19,703	
May	19,721	
June	19,749	

QUALITY

	Quantity	Base Number	Contract	AT	Region	England
% of FP17s for the same patient ID Re-attending within 3 months - Children	70	1,353	5.2%	10.0%	12.1%	12.4%
% of FP17s for the same patient ID Re-attending within 3 months - Adults	1,511	6,535	23.1%	14.6%	15.9%	16.6%
% of FP17s for the same patient ID Re-attending between 3 & 9 months - Children	678	1,353	50.1%	60.9%	58.6%	57.5%
% of FP17s for the same patient ID Re-attending between 3 & 9 months - Adults	2,148	6,535	32.9%	53.4%	51.5%	50.4%
% of FP17s for Band 1 Urgent Courses	722	7,466	9.7%	7.3%	8.0%	9.1%
% of FP17s Relating to Free Repair or Replacements	270	7,466	3.6%	0.8%	0.8%	0.8%
% of FP17s Relating to Continuations	240	7,466	3.2%	1.3%	1.2%	1.3%
% of Patients satisfied with the dentistry they have received	17	17	100.0%	92.4%	92.8%	92.7%
% of Patients satisfied with the time they had to wait for an appointment	16	17	94.1%	88.8%	89.2%	88.8%

* This is based on patients treated on this contract for their most recent course of treatment. Figures in italics indicate the base number of FP17s or Patient Questionnaire responses are less than 100. N/A is shown where the base number of responses is less than 10 during the period. % is calculated as Quantity/Base number*100

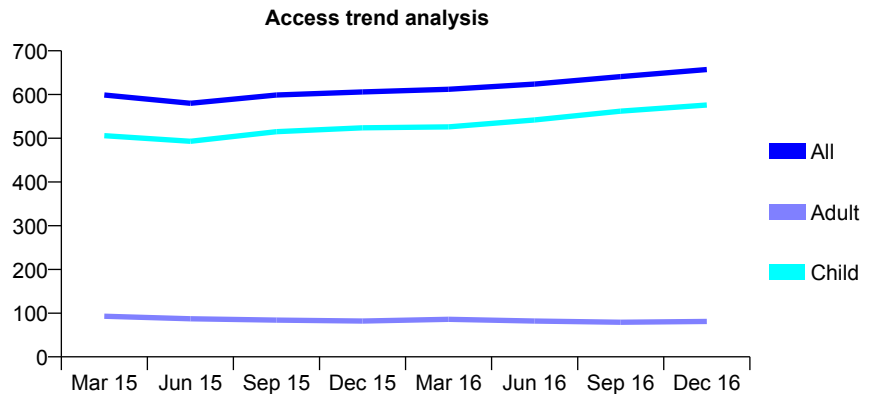
Q59 - Vital Signs At a Glance Contract Report for 575763/0001 - December 2016

Name or company name	MR GF CLARK
Contract type name	GDS Contract
Purpose of contract	General
Contract start date	01/04/2006
Contract end date	

16/17 Contracted general activity (UDA)	1,300
Carry forward general activity (UDA)	0
16/17 Contracted orthodontic activity (UOA)	0
Carry forward orthodontic activity (UOA)	0
Baseline contract value	£29,548.82

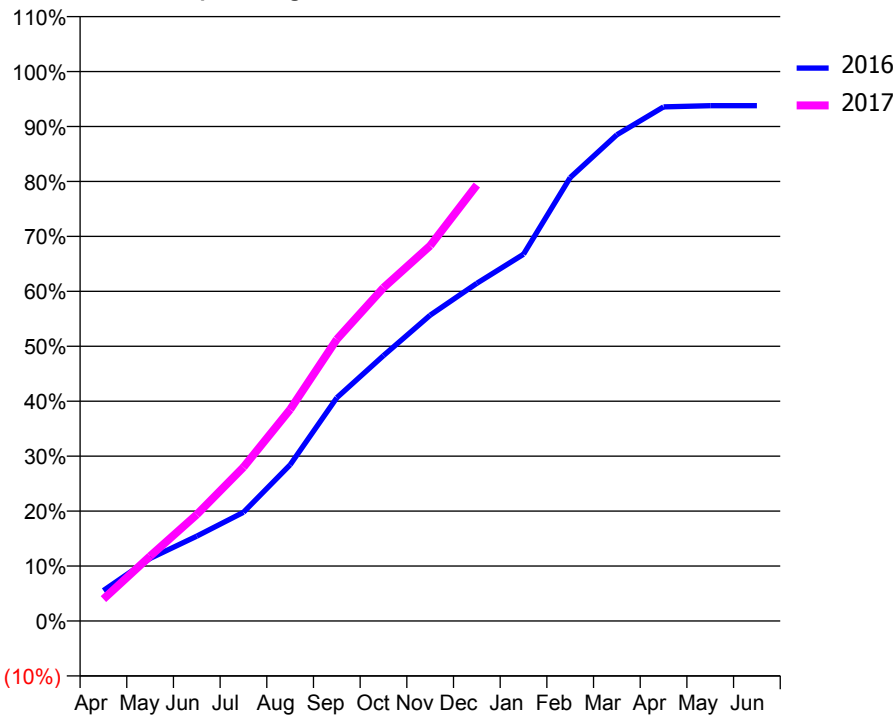
ACCESS*

Patients seen in 24 months	Total	Change since previous quarter
Quarter ending December 2015	606	
Quarter ending March 2016	612	→
Quarter ending June 2016	624	→
Quarter ending September 2016	641	↑
Quarter ending December 2016	657	↑
Variance since December 2015	8.4%	↑



ACTIVITY

Cumulative percentage of contracted UDA delivered 2016 & 2017



Month	Adjusted Scheduled Activity (UDA)	
	2016	2017
April	72	52
May	148	153
June	201	252
July	257	364
August	370	501
September	528	666
October	628	789
November	723	888
December	799	1,031
January	868	
February	1,049	
March	1,150	
April	1,216	
May	1,219	
June	1,219	

QUALITY

	Quantity	Base Number	Contract	AT	Region	England
% of FP17s for the same patient ID Re-attending within 3 months - Children	51	692	7.4%	10.0%	12.1%	12.4%
% of FP17s for the same patient ID Re-attending within 3 months - Adults	3	38	7.9%	14.6%	15.9%	16.6%
% of FP17s for the same patient ID Re-attending between 3 & 9 months - Children	440	692	63.6%	60.9%	58.6%	57.5%
% of FP17s for the same patient ID Re-attending between 3 & 9 months - Adults	29	38	76.3%	53.4%	51.5%	50.4%
% of FP17s for Band 1 Urgent Courses	27	674	4.0%	7.3%	8.0%	9.1%
% of FP17s Relating to Free Repair or Replacements	0	674	0.0%	0.8%	0.8%	0.8%
% of FP17s Relating to Continuations	1	674	0.1%	1.3%	1.2%	1.3%
% of Patients satisfied with the dentistry they have received	0	0	N/A	92.4%	92.8%	92.7%
% of Patients satisfied with the time they had to wait for an appointment	0	0	N/A	88.8%	89.2%	88.8%

* This is based on patients treated on this contract for their most recent course of treatment. Figures in italics indicate the base number of FP17s or Patient Questionnaire responses are less than 100. N/A is shown where the base number of responses is less than 10 during the period. % is calculated as Quantity/Base number*100

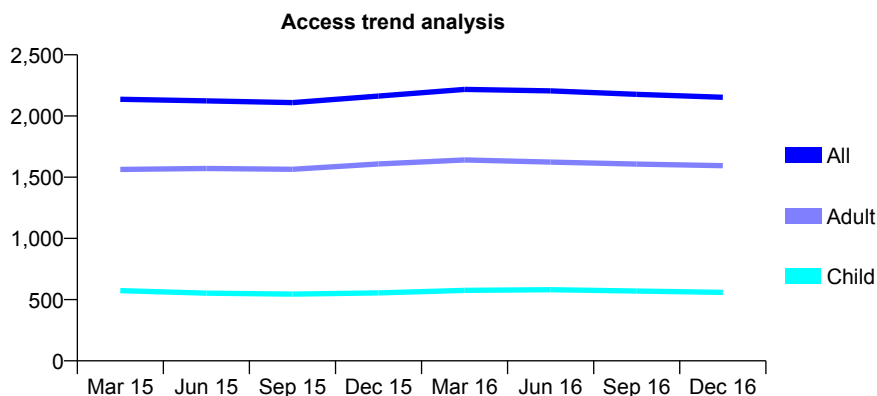
Q59 - Vital Signs At a Glance Contract Report for 620521/0001 - December 2016

Name or company name	MR RJ LAMBERT
Contract type name	GDS Contract
Purpose of contract	General
Contract start date	01/04/2006
Contract end date	

16/17 Contracted general activity (UDA)	5,900
Carry forward general activity (UDA)	-67
16/17 Contracted orthodontic activity (UOA)	0
Carry forward orthodontic activity (UOA)	0
Baseline contract value	£126,587.08

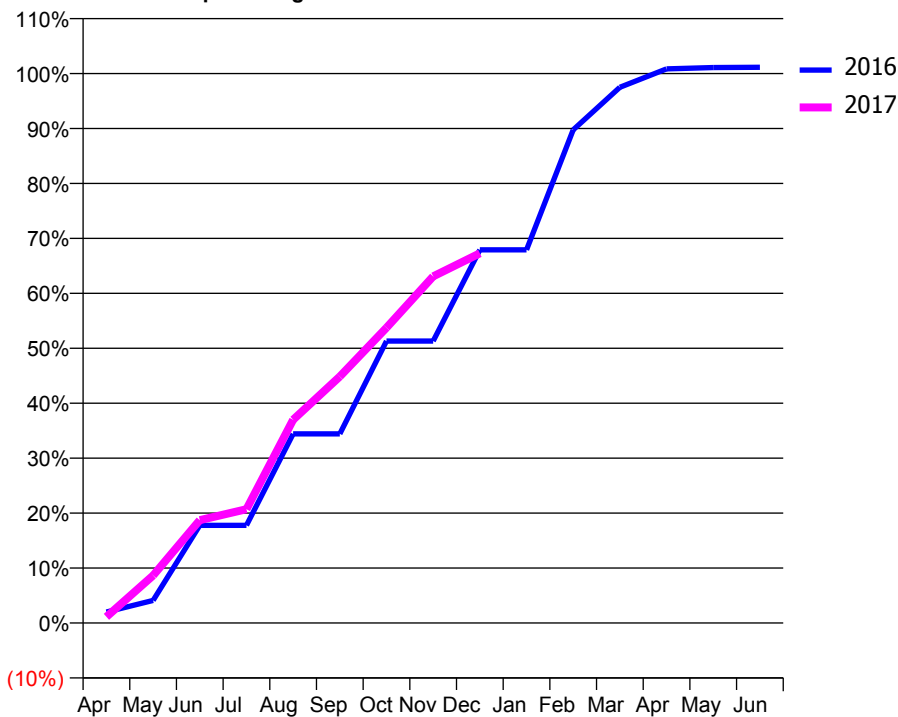
ACCESS*

Patients seen in 24 months	Total	Change since previous quarter
Quarter ending December 2015	2,163	
Quarter ending March 2016	2,217	↑
Quarter ending June 2016	2,205	→
Quarter ending September 2016	2,177	↓
Quarter ending December 2016	2,153	↓
Variance since December 2015	(0.5%)	→



ACTIVITY

Cumulative percentage of contracted UDA delivered 2016 & 2017



Month	Adjusted Scheduled Activity (UDA)	
	2016	2017
April	118	67
May	243	511
June	1,049	1,105
July	1,049	1,221
August	2,031	2,183
September	2,031	2,647
October	3,028	3,170
November	3,028	3,721
December	4,006	3,970
January	4,006	
February	5,295	
March	5,752	
April	5,949	
May	5,964	
June	5,967	

QUALITY

	Quantity	Base Number	Contract	AT	Region	England
% of FP17s for the same patient ID Re-attending within 3 months - Children	41	734	5.6%	10.0%	12.1%	12.4%
% of FP17s for the same patient ID Re-attending within 3 months - Adults	204	1,722	11.8%	14.6%	15.9%	16.6%
% of FP17s for the same patient ID Re-attending between 3 & 9 months - Children	562	734	76.6%	60.9%	58.6%	57.5%
% of FP17s for the same patient ID Re-attending between 3 & 9 months - Adults	1,084	1,722	63.0%	53.4%	51.5%	50.4%
% of FP17s for Band 1 Urgent Courses	81	2,325	3.5%	7.3%	8.0%	9.1%
% of FP17s Relating to Free Repair or Replacements	5	2,325	0.2%	0.8%	0.8%	0.8%
% of FP17s Relating to Continuations	5	2,325	0.2%	1.3%	1.2%	1.3%
% of Patients satisfied with the dentistry they have received	6	6	N/A	92.4%	92.8%	92.7%
% of Patients satisfied with the time they had to wait for an appointment	6	6	N/A	88.8%	89.2%	88.8%

* This is based on patients treated on this contract for their most recent course of treatment. Figures in italics indicate the base number of FP17s or Patient Questionnaire responses are less than 100. N/A is shown where the base number of responses is less than 10 during the period. % is calculated as Quantity/Base number*100

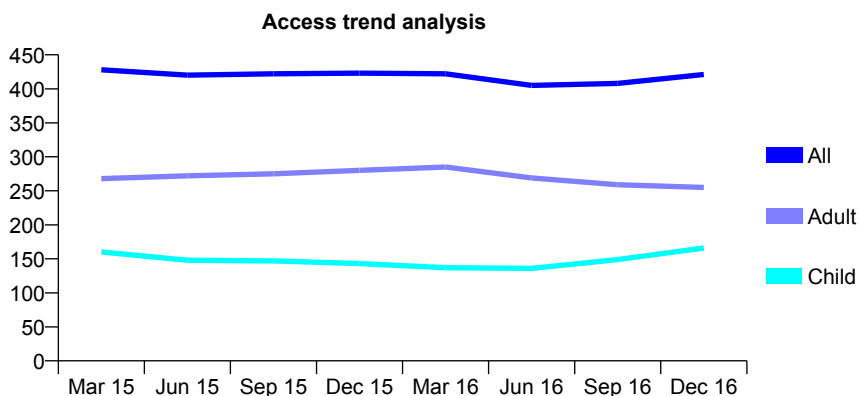
Q59 - Vital Signs At a Glance Contract Report for 628360/0002 - December 2016

Name or company name	Mr R Jethwa & Mr I Lusia
Contract type name	GDS Contract
Purpose of contract	General
Contract start date	03/03/2009
Contract end date	

16/17 Contracted general activity (UDA)	1,072
Carry forward general activity (UDA)	-6
16/17 Contracted orthodontic activity (UOA)	0
Carry forward orthodontic activity (UOA)	0
Baseline contract value	£21,823.81

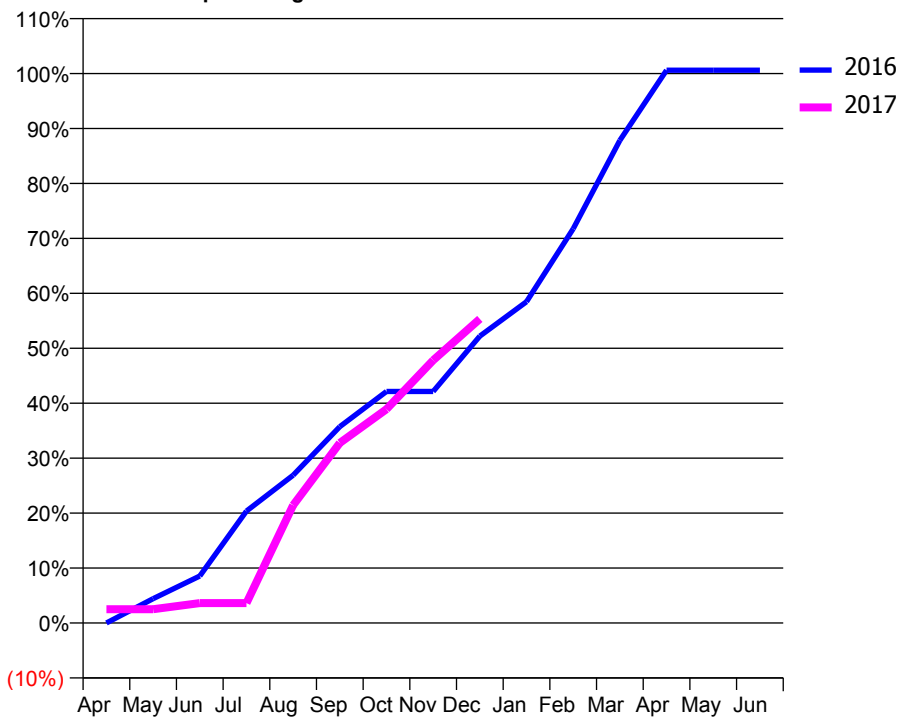
ACCESS*

Patients seen in 24 months	Total	Change since previous quarter
Quarter ending December 2015	423	
Quarter ending March 2016	422	→
Quarter ending June 2016	405	↓
Quarter ending September 2016	408	→
Quarter ending December 2016	421	↑
Variance since December 2015	(0.5%)	→



ACTIVITY

Cumulative percentage of contracted UDA delivered 2016 & 2017



Month	Adjusted Scheduled Activity (UDA)	
	2016	2017
April	0	27
May	47	27
June	92	39
July	218	39
August	288	230
September	383	351
October	452	417
November	452	513
December	560	593
January	627	
February	769	
March	942	
April	1,078	
May	1,078	
June	1,078	

QUALITY

	Quantity	Base Number	Contract	AT	Region	England
% of FP17s for the same patient ID Re-attending within 3 months - Children	4	164	2.4%	10.0%	12.1%	12.4%
% of FP17s for the same patient ID Re-attending within 3 months - Adults	24	216	11.1%	14.6%	15.9%	16.6%
% of FP17s for the same patient ID Re-attending between 3 & 9 months - Children	94	164	57.3%	60.9%	58.6%	57.5%
% of FP17s for the same patient ID Re-attending between 3 & 9 months - Adults	131	216	60.6%	53.4%	51.5%	50.4%
% of FP17s for Band 1 Urgent Courses	11	321	3.4%	7.3%	8.0%	9.1%
% of FP17s Relating to Free Repair or Replacements	1	321	0.3%	0.8%	0.8%	0.8%
% of FP17s Relating to Continuations	1	321	0.3%	1.3%	1.2%	1.3%
% of Patients satisfied with the dentistry they have received	1	1	N/A	92.4%	92.8%	92.7%
% of Patients satisfied with the time they had to wait for an appointment	1	1	N/A	88.8%	89.2%	88.8%

* This is based on patients treated on this contract for their most recent course of treatment. Figures in italics indicate the base number of FP17s or Patient Questionnaire responses are less than 100. N/A is shown where the base number of responses is less than 10 during the period. % is calculated as Quantity/Base number*100

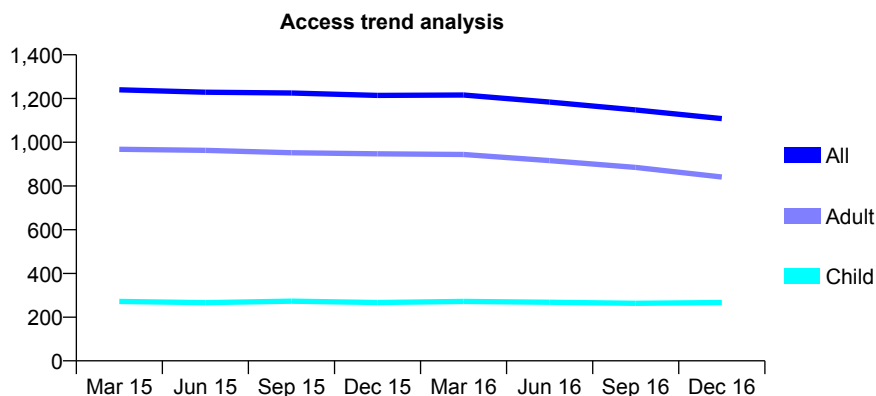
Q59 - Vital Signs At a Glance Contract Report for 628751/0002 - December 2016

Name or company name	MR JS SIAN
Contract type name	GDS Contract
Purpose of contract	General
Contract start date	02/06/2009
Contract end date	

16/17 Contracted general activity (UDA)	2,609
Carry forward general activity (UDA)	-46
16/17 Contracted orthodontic activity (UOA)	0
Carry forward orthodontic activity (UOA)	0
Baseline contract value	£64,760.53

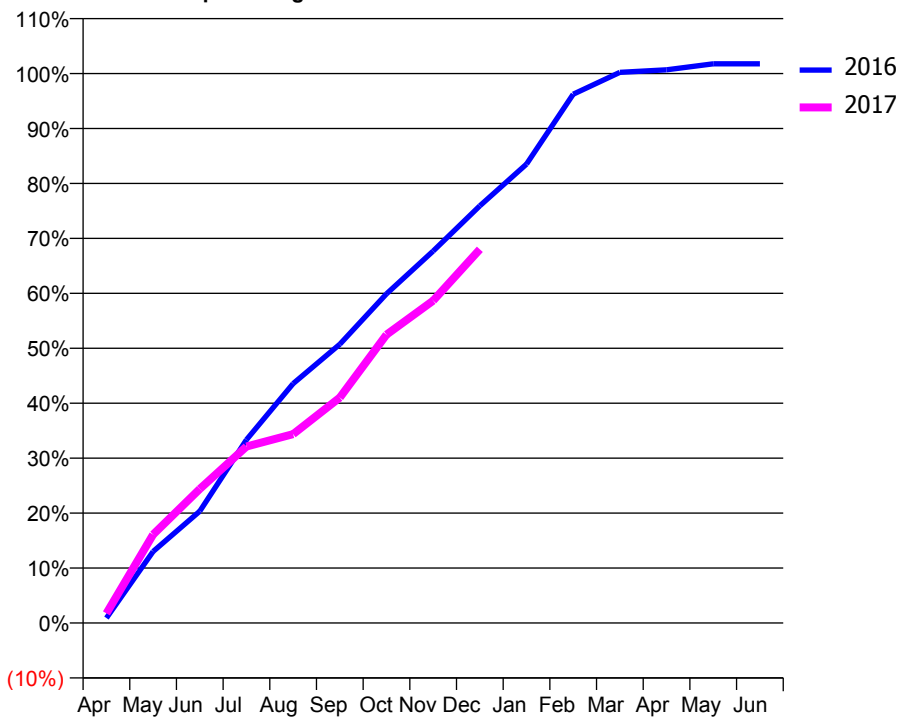
ACCESS*

Patients seen in 24 months	Total	Change since previous quarter
Quarter ending December 2015	1,214	
Quarter ending March 2016	1,216	→
Quarter ending June 2016	1,184	↓
Quarter ending September 2016	1,148	↓
Quarter ending December 2016	1,108	↓
Variance since December 2015	(8.7%)	↓



ACTIVITY

Cumulative percentage of contracted UDA delivered 2016 & 2017



Month	Adjusted Scheduled Activity (UDA)	
	2016	2017
April	24	46
May	339	420
June	531	637
July	870	838
August	1,137	897
September	1,323	1,070
October	1,563	1,369
November	1,766	1,531
December	1,981	1,774
January	2,179	
February	2,511	
March	2,615	
April	2,626	
May	2,655	
June	2,655	

QUALITY

	Quantity	Base Number	Contract	AT	Region	England
% of FP17s for the same patient ID Re-attending within 3 months - Children	3	224	1.3%	10.0%	12.1%	12.4%
% of FP17s for the same patient ID Re-attending within 3 months - Adults	41	607	6.8%	14.6%	15.9%	16.6%
% of FP17s for the same patient ID Re-attending between 3 & 9 months - Children	88	224	39.3%	60.9%	58.6%	57.5%
% of FP17s for the same patient ID Re-attending between 3 & 9 months - Adults	239	607	39.4%	53.4%	51.5%	50.4%
% of FP17s for Band 1 Urgent Courses	26	798	3.3%	7.3%	8.0%	9.1%
% of FP17s Relating to Free Repair or Replacements	1	798	0.1%	0.8%	0.8%	0.8%
% of FP17s Relating to Continuations	4	798	0.5%	1.3%	1.2%	1.3%
% of Patients satisfied with the dentistry they have received	3	3	N/A	92.4%	92.8%	92.7%
% of Patients satisfied with the time they had to wait for an appointment	3	3	N/A	88.8%	89.2%	88.8%

* This is based on patients treated on this contract for their most recent course of treatment. Figures in italics indicate the base number of FP17s or Patient Questionnaire responses are less than 100. N/A is shown where the base number of responses is less than 10 during the period. % is calculated as Quantity/Base number*100

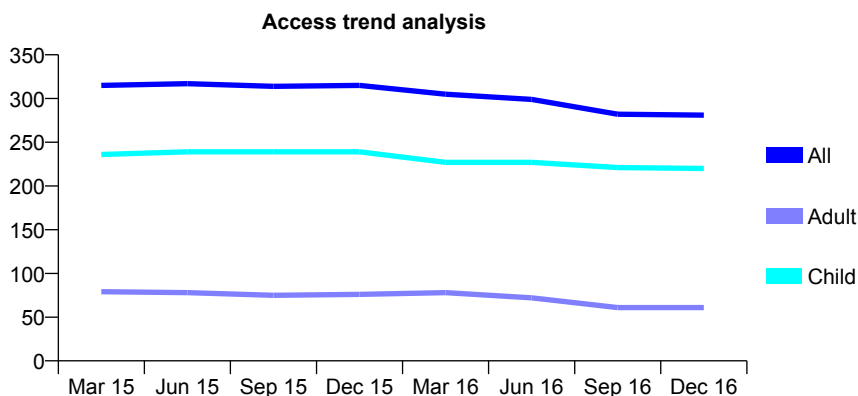
Q59 - Vital Signs At a Glance Contract Report for 630772/0001 - December 2016

Name or company name	MR CJ STORRY
Contract type name	GDS Contract
Purpose of contract	General
Contract start date	01/04/2006
Contract end date	

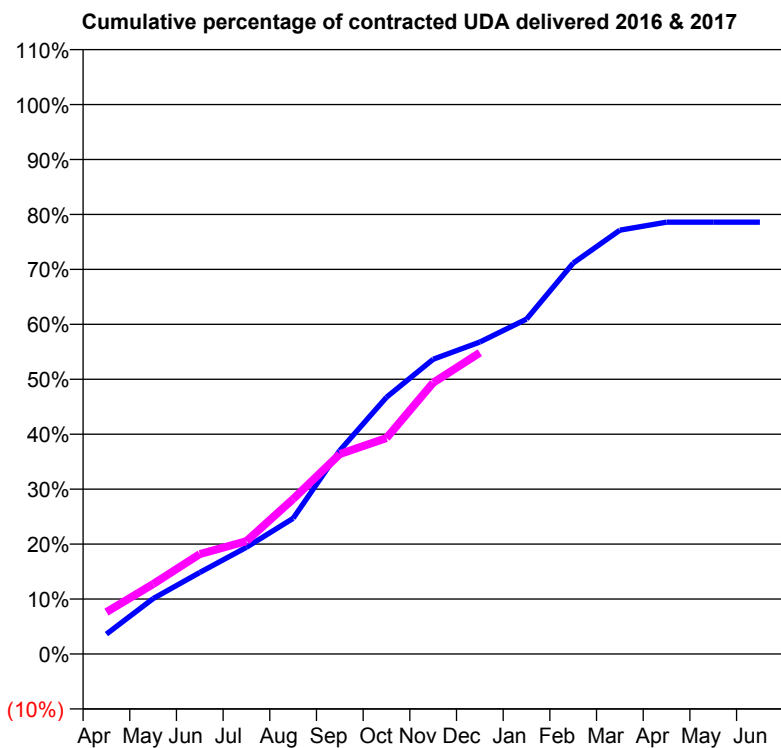
16/17 Contracted general activity (UDA)	550
Carry forward general activity (UDA)	0
16/17 Contracted orthodontic activity (UOA)	0
Carry forward orthodontic activity (UOA)	0
Baseline contract value	£12,131.24

ACCESS*

Patients seen in 24 months	Total	Change since previous quarter
Quarter ending December 2015	315	
Quarter ending March 2016	305	↓
Quarter ending June 2016	299	↓
Quarter ending September 2016	282	↓
Quarter ending December 2016	281	→
Variance since December 2015	(10.8%)	↓



ACTIVITY



Month	Adjusted Scheduled Activity (UDA)	
	2016	2017
April	20	42
May	55	70
June	82	100
July	107	113
August	136	155
September	204	200
October	257	216
November	295	272
December	312	302
January	335	
February	391	
March	424	
April	432	
May	432	
June	432	

QUALITY

	Quantity	Base Number	Contract	AT	Region	England
% of FP17s for the same patient ID Re-attending within 3 months - Children	2	198	1.0%	10.0%	12.1%	12.4%
% of FP17s for the same patient ID Re-attending within 3 months - Adults	0	32	0.0%	14.6%	15.9%	16.6%
% of FP17s for the same patient ID Re-attending between 3 & 9 months - Children	112	198	56.6%	60.9%	58.6%	57.5%
% of FP17s for the same patient ID Re-attending between 3 & 9 months - Adults	21	32	65.6%	53.4%	51.5%	50.4%
% of FP17s for Band 1 Urgent Courses	3	224	1.3%	7.3%	8.0%	9.1%
% of FP17s Relating to Free Repair or Replacements	0	224	0.0%	0.8%	0.8%	0.8%
% of FP17s Relating to Continuations	0	224	0.0%	1.3%	1.2%	1.3%
% of Patients satisfied with the dentistry they have received	0	0	N/A	92.4%	92.8%	92.7%
% of Patients satisfied with the time they had to wait for an appointment	0	0	N/A	88.8%	89.2%	88.8%

* This is based on patients treated on this contract for their most recent course of treatment. Figures in italics indicate the base number of FP17s or Patient Questionnaire responses are less than 100. N/A is shown where the base number of responses is less than 10 during the period. % is calculated as Quantity/Base number*100

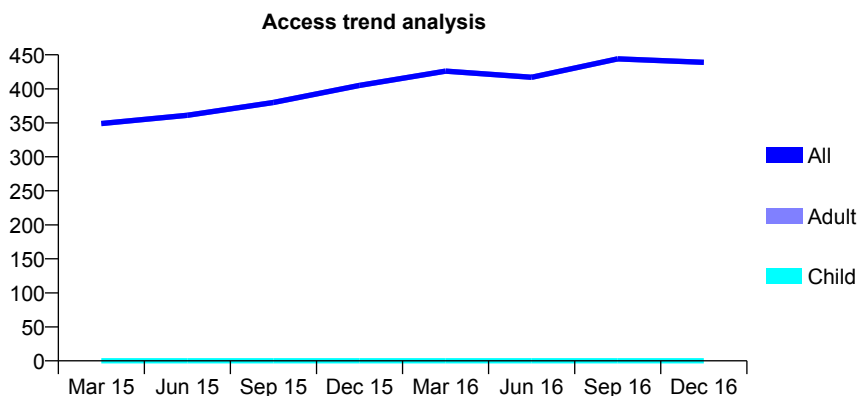
Q59 - Vital Signs At a Glance Contract Report for 647438/0001 - December 2016

Name or company name	MR KG PADMORE
Contract type name	PDS Contract
Purpose of contract	General
Contract start date	01/04/2006
Contract end date	30/11/2016

16/17 Contracted general activity (UDA)	1,271
Carry forward general activity (UDA)	40
16/17 Contracted orthodontic activity (UOA)	0
Carry forward orthodontic activity (UOA)	0
Baseline contract value	£64,453.54

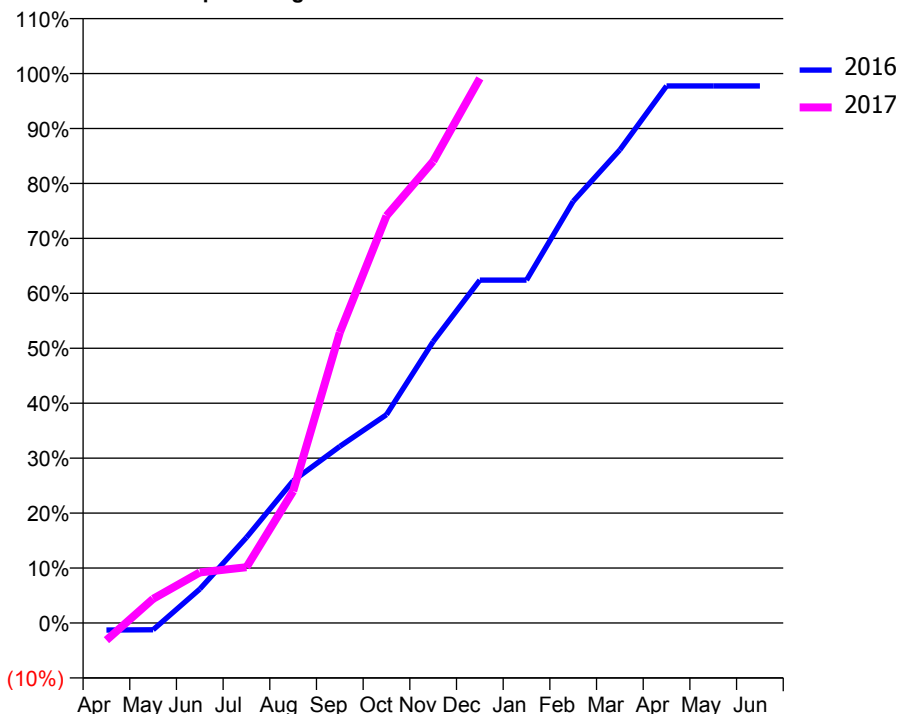
ACCESS*

Patients seen in 24 months	Total	Change since previous quarter
Quarter ending December 2015	405	
Quarter ending March 2016	426	↑
Quarter ending June 2016	417	↓
Quarter ending September 2016	444	↑
Quarter ending December 2016	439	↓
Variance since December 2015	8.4%	↑



ACTIVITY

Cumulative percentage of contracted UDA delivered 2016 & 2017



Month	Adjusted Scheduled Activity (UDA)	
	2016	2017
April	-23	-40
May	-22	56
June	108	117
July	274	129
August	455	305
September	565	672
October	666	942
November	900	1,068
December	1,096	1,260
January	1,096	
February	1,349	
March	1,513	
April	1,717	
May	1,717	
June	1,717	

QUALITY

	Quantity	Base Number	Contract	AT	Region	England
% of FP17s for the same patient ID Re-attending within 3 months - Children	0	0	N/A	10.0%	12.1%	12.4%
% of FP17s for the same patient ID Re-attending within 3 months - Adults	3	188	1.6%	14.6%	15.9%	16.6%
% of FP17s for the same patient ID Re-attending between 3 & 9 months - Children	0	0	N/A	60.9%	58.6%	57.5%
% of FP17s for the same patient ID Re-attending between 3 & 9 months - Adults	14	188	7.4%	53.4%	51.5%	50.4%
% of FP17s for Band 1 Urgent Courses	4	160	2.5%	7.3%	8.0%	9.1%
% of FP17s Relating to Free Repair or Replacements	0	160	0.0%	0.8%	0.8%	0.8%
% of FP17s Relating to Continuations	0	160	0.0%	1.3%	1.2%	1.3%
% of Patients satisfied with the dentistry they have received	2	3	N/A	92.4%	92.8%	92.7%
% of Patients satisfied with the time they had to wait for an appointment	2	3	N/A	88.8%	89.2%	88.8%

* This is based on patients treated on this contract for their most recent course of treatment. Figures in italics indicate the base number of FP17s or Patient Questionnaire responses are less than 100. N/A is shown where the base number of responses is less than 10 during the period. % is calculated as Quantity/Base number*100

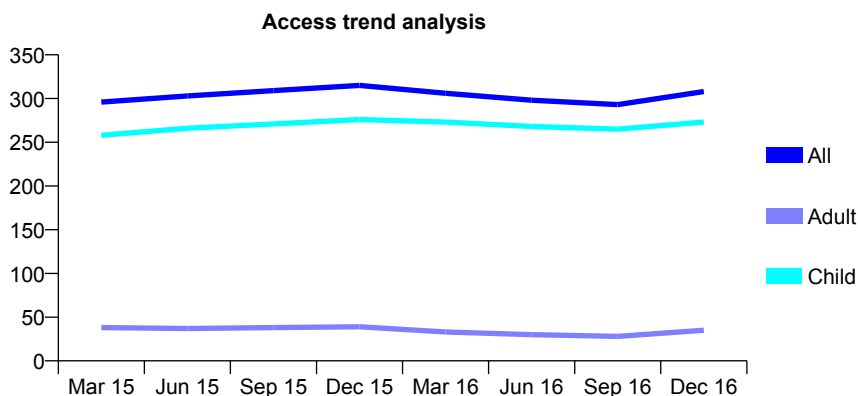
Q59 - Vital Signs At a Glance Contract Report for 651761/0001 - December 2016

Name or company name	Mrs J Sejpal, Mr S Kotecha and Mrs L Kote
Contract type name	GDS Contract
Purpose of contract	General
Contract start date	01/04/2006
Contract end date	

16/17 Contracted general activity (UDA)	796
Carry forward general activity (UDA)	-16
16/17 Contracted orthodontic activity (UOA)	0
Carry forward orthodontic activity (UOA)	0
Baseline contract value	£19,716.09

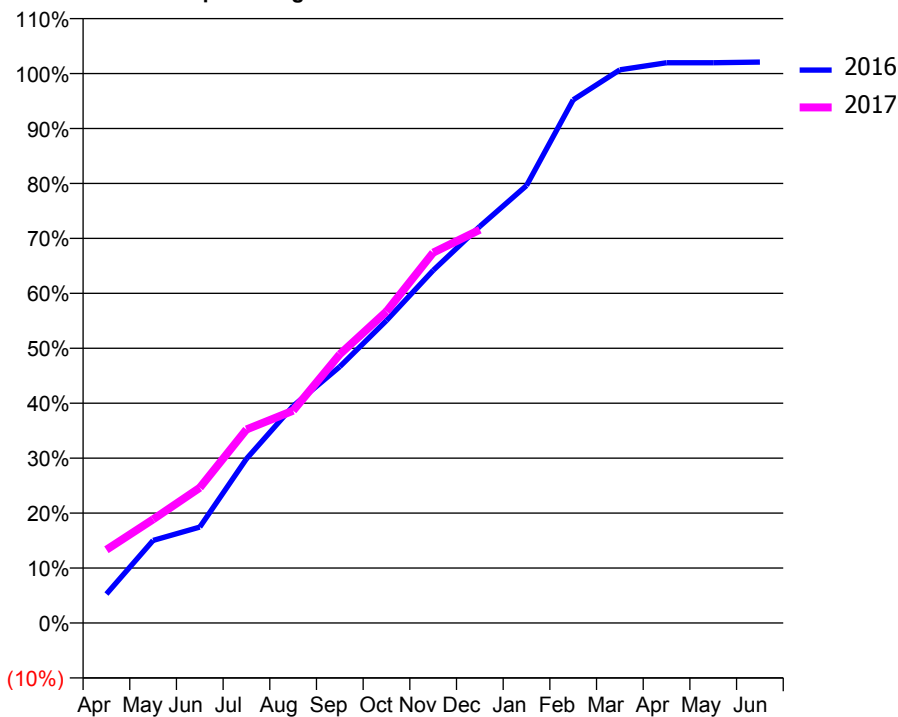
ACCESS*

Patients seen in 24 months	Total	Change since previous quarter
Quarter ending December 2015	315	
Quarter ending March 2016	306	↓
Quarter ending June 2016	298	↓
Quarter ending September 2016	293	↓
Quarter ending December 2016	308	↑
Variance since December 2015	(2.2%)	↓



ACTIVITY

Cumulative percentage of contracted UDA delivered 2016 & 2017



Month	Adjusted Scheduled Activity (UDA)	
	2016	2017
April	42	106
May	120	150
June	139	196
July	238	280
August	314	308
September	371	389
October	438	451
November	511	537
December	575	570
January	634	
February	758	
March	801	
April	812	
May	812	
June	813	

QUALITY

	Quantity	Base Number	Contract	AT	Region	England
% of FP17s for the same patient ID Re-attending within 3 months - Children	32	350	9.1%	10.0%	12.1%	12.4%
% of FP17s for the same patient ID Re-attending within 3 months - Adults	1	12	8.3%	14.6%	15.9%	16.6%
% of FP17s for the same patient ID Re-attending between 3 & 9 months - Children	225	350	64.3%	60.9%	58.6%	57.5%
% of FP17s for the same patient ID Re-attending between 3 & 9 months - Adults	7	12	58.3%	53.4%	51.5%	50.4%
% of FP17s for Band 1 Urgent Courses	14	352	4.0%	7.3%	8.0%	9.1%
% of FP17s Relating to Free Repair or Replacements	0	352	0.0%	0.8%	0.8%	0.8%
% of FP17s Relating to Continuations	0	352	0.0%	1.3%	1.2%	1.3%
% of Patients satisfied with the dentistry they have received	1	1	N/A	92.4%	92.8%	92.7%
% of Patients satisfied with the time they had to wait for an appointment	1	1	N/A	88.8%	89.2%	88.8%

* This is based on patients treated on this contract for their most recent course of treatment. Figures in italics indicate the base number of FP17s or Patient Questionnaire responses are less than 100. N/A is shown where the base number of responses is less than 10 during the period. % is calculated as Quantity/Base number*100

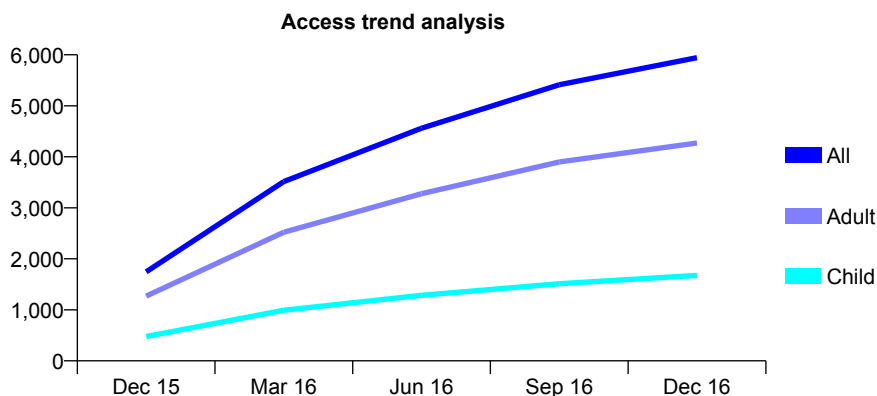
Q59 - Vital Signs At a Glance Contract Report for 654353/0002 - December 2016

Name or company name	MR S CHANDARANA
Contract type name	GDS Contract
Purpose of contract	General
Contract start date	01/10/2015
Contract end date	

16/17 Contracted general activity (UDA)	24,983
Carry forward general activity (UDA)	0
16/17 Contracted orthodontic activity (UOA)	0
Carry forward orthodontic activity (UOA)	0
Baseline contract value	£590,613.17

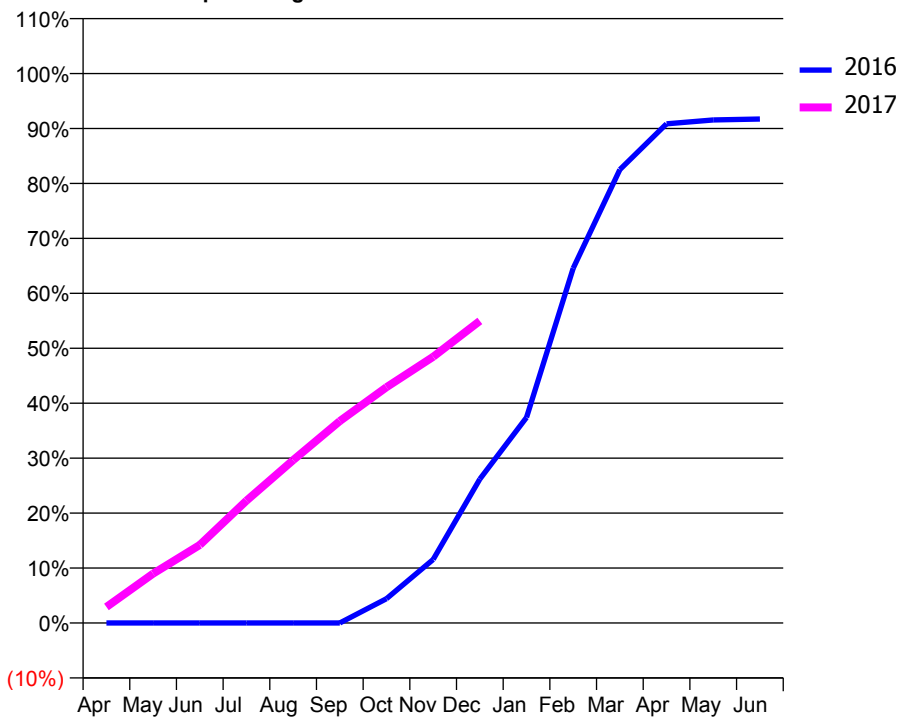
ACCESS*

Patients seen in 24 months	Total	Change since previous quarter
Quarter ending December 2015	1,746	
Quarter ending March 2016	3,515	↑
Quarter ending June 2016	4,560	↑
Quarter ending September 2016	5,412	↑
Quarter ending December 2016	5,944	↑
Variance since December 2015	240.4%	↑



ACTIVITY

Cumulative percentage of contracted UDA delivered 2016 & 2017



Month	Adjusted Scheduled Activity (UDA)	
	2016	2017
April	0	729
May	0	2,248
June	0	3,550
July	0	5,561
August	0	7,406
September	0	9,183
October	553	10,719
November	1,446	12,103
December	3,271	13,732
January	4,673	
February	8,067	
March	10,307	
April	11,348	
May	11,436	
June	11,457	

QUALITY

	Quantity	Base Number	Contract	AT	Region	England
% of FP17s for the same patient ID Re-attending within 3 months - Children	158	1,708	9.3%	10.0%	12.1%	12.4%
% of FP17s for the same patient ID Re-attending within 3 months - Adults	735	4,697	15.6%	14.6%	15.9%	16.6%
% of FP17s for the same patient ID Re-attending between 3 & 9 months - Children	628	1,708	36.8%	60.9%	58.6%	57.5%
% of FP17s for the same patient ID Re-attending between 3 & 9 months - Adults	1,745	4,697	37.2%	53.4%	51.5%	50.4%
% of FP17s for Band 1 Urgent Courses	551	6,004	9.2%	7.3%	8.0%	9.1%
% of FP17s Relating to Free Repair or Replacements	37	6,004	0.6%	0.8%	0.8%	0.8%
% of FP17s Relating to Continuations	73	6,004	1.2%	1.3%	1.2%	1.3%
% of Patients satisfied with the dentistry they have received	8	10	80.0%	92.4%	92.8%	92.7%
% of Patients satisfied with the time they had to wait for an appointment	9	10	90.0%	88.8%	89.2%	88.8%

* This is based on patients treated on this contract for their most recent course of treatment. Figures in italics indicate the base number of FP17s or Patient Questionnaire responses are less than 100. N/A is shown where the base number of responses is less than 10 during the period. % is calculated as Quantity/Base number*100

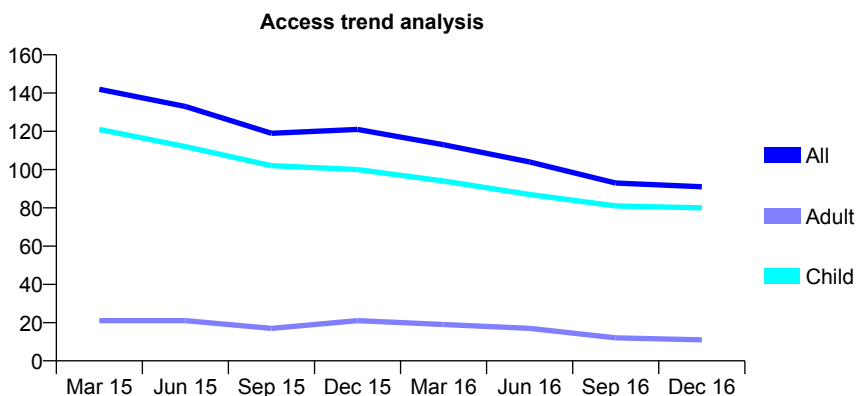
Q59 - Vital Signs At a Glance Contract Report for 657603/0001 - December 2016

Name or company name	MR R SINGH
Contract type name	GDS Contract
Purpose of contract	General
Contract start date	01/04/2010
Contract end date	30/11/2016

16/17 Contracted general activity (UDA)	233
Carry forward general activity (UDA)	0
16/17 Contracted orthodontic activity (UOA)	0
Carry forward orthodontic activity (UOA)	0
Baseline contract value	£5,779.39

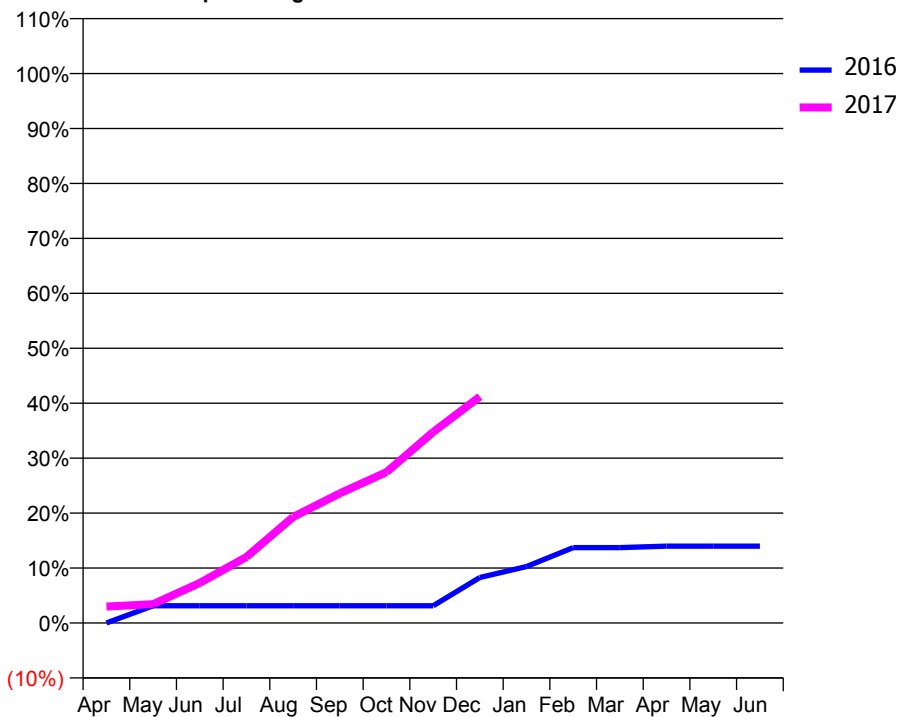
ACCESS*

Patients seen in 24 months	Total	Change since previous quarter
Quarter ending December 2015	121	
Quarter ending March 2016	113	↓
Quarter ending June 2016	104	↓
Quarter ending September 2016	93	↓
Quarter ending December 2016	91	↓
Variance since December 2015	(24.8%)	↓



ACTIVITY

Cumulative percentage of contracted UDA delivered 2016 & 2017



Adjusted Scheduled Activity (UDA)

Month	2016	2017
April	0	7
May	11	8
June	11	17
July	11	28
August	11	45
September	11	55
October	11	64
November	11	81
December	29	96
January	36	
February	48	
March	48	
April	49	
May	49	
June	49	

QUALITY

	Quantity	Base Number	Contract	AT	Region	England
% of FP17s for the same patient ID Re-attending within 3 months - Children	1	56	1.8%	10.0%	12.1%	12.4%
% of FP17s for the same patient ID Re-attending within 3 months - Adults	0	0	N/A	14.6%	15.9%	16.6%
% of FP17s for the same patient ID Re-attending between 3 & 9 months - Children	22	56	39.3%	60.9%	58.6%	57.5%
% of FP17s for the same patient ID Re-attending between 3 & 9 months - Adults	0	0	N/A	53.4%	51.5%	50.4%
% of FP17s for Band 1 Urgent Courses	0	55	0.0%	7.3%	8.0%	9.1%
% of FP17s Relating to Free Repair or Replacements	0	55	0.0%	0.8%	0.8%	0.8%
% of FP17s Relating to Continuations	0	55	0.0%	1.3%	1.2%	1.3%
% of Patients satisfied with the dentistry they have received	0	1	N/A	92.4%	92.8%	92.7%
% of Patients satisfied with the time they had to wait for an appointment	1	1	N/A	88.8%	89.2%	88.8%

* This is based on patients treated on this contract for their most recent course of treatment. Figures in italics indicate the base number of FP17s or Patient Questionnaire responses are less than 100. N/A is shown where the base number of responses is less than 10 during the period. % is calculated as Quantity/Base number*100

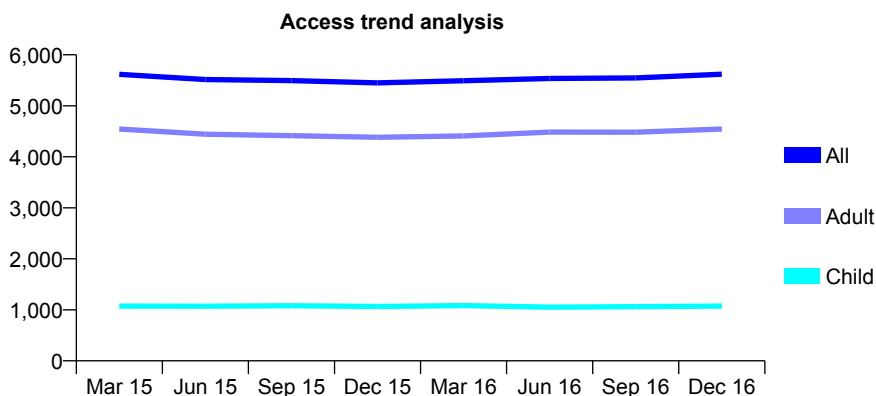
Q59 - Vital Signs At a Glance Contract Report for 678414/0001 - December 2016

Name or company name	MR RN HARTZENBERG
Contract type name	GDS Contract
Purpose of contract	General
Contract start date	01/04/2006
Contract end date	

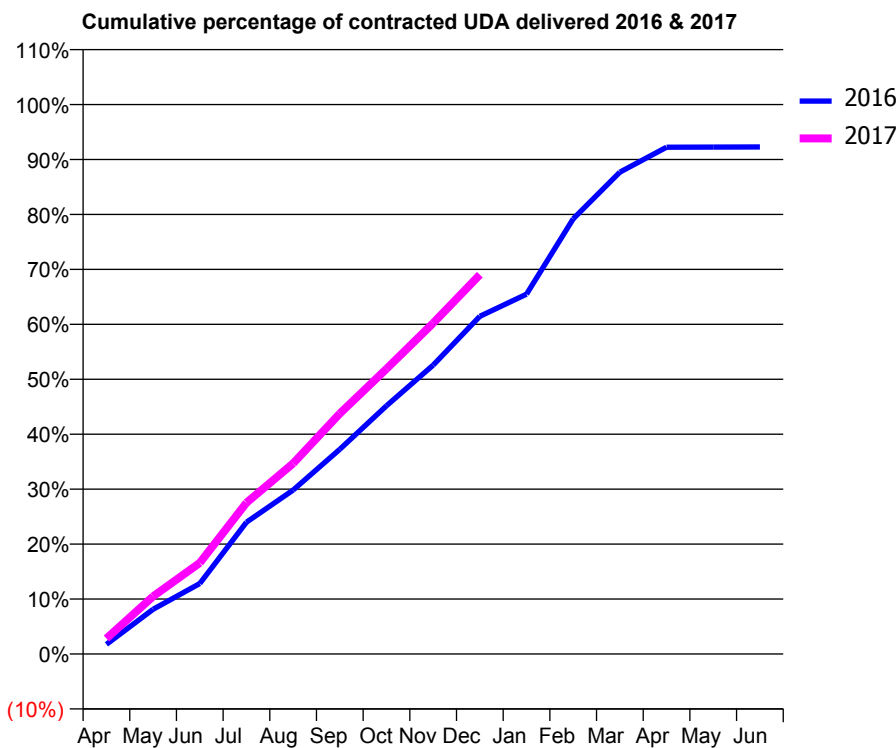
16/17 Contracted general activity (UDA)	20,000
Carry forward general activity (UDA)	0
16/17 Contracted orthodontic activity (UOA)	0
Carry forward orthodontic activity (UOA)	0
Baseline contract value	£535,864.80

ACCESS*

Patients seen in 24 months	Total	Change since previous quarter
Quarter ending December 2015	5,449	
Quarter ending March 2016	5,491	→
Quarter ending June 2016	5,536	→
Quarter ending September 2016	5,546	→
Quarter ending December 2016	5,620	→
Variance since December 2015	3.1%	↑



ACTIVITY



Month	Adjusted Scheduled Activity (UDA)	
	2016	2017
April	371	568
May	1,712	2,099
June	2,695	3,315
July	5,037	5,508
August	6,265	6,938
September	7,824	8,755
October	9,484	10,381
November	11,041	12,046
December	12,905	13,804
January	13,753	
February	16,632	
March	18,414	
April	19,365	
May	19,374	
June	19,377	

QUALITY

	Quantity	Base Number	Contract	AT	Region	England
% of FP17s for the same patient ID Re-attending within 3 months - Children	116	1,215	9.5%	10.0%	12.1%	12.4%
% of FP17s for the same patient ID Re-attending within 3 months - Adults	1,089	5,634	19.3%	14.6%	15.9%	16.6%
% of FP17s for the same patient ID Re-attending between 3 & 9 months - Children	755	1,215	62.1%	60.9%	58.6%	57.5%
% of FP17s for the same patient ID Re-attending between 3 & 9 months - Adults	3,312	5,634	58.8%	53.4%	51.5%	50.4%
% of FP17s for Band 1 Urgent Courses	596	6,478	9.2%	7.3%	8.0%	9.1%
% of FP17s Relating to Free Repair or Replacements	77	6,478	1.2%	0.8%	0.8%	0.8%
% of FP17s Relating to Continuations	269	6,478	4.2%	1.3%	1.2%	1.3%
% of Patients satisfied with the dentistry they have received	20	21	95.2%	92.4%	92.8%	92.7%
% of Patients satisfied with the time they had to wait for an appointment	21	21	100.0%	88.8%	89.2%	88.8%

* This is based on patients treated on this contract for their most recent course of treatment. Figures in italics indicate the base number of FP17s or Patient Questionnaire responses are less than 100. N/A is shown where the base number of responses is less than 10 during the period. % is calculated as Quantity/Base number*100

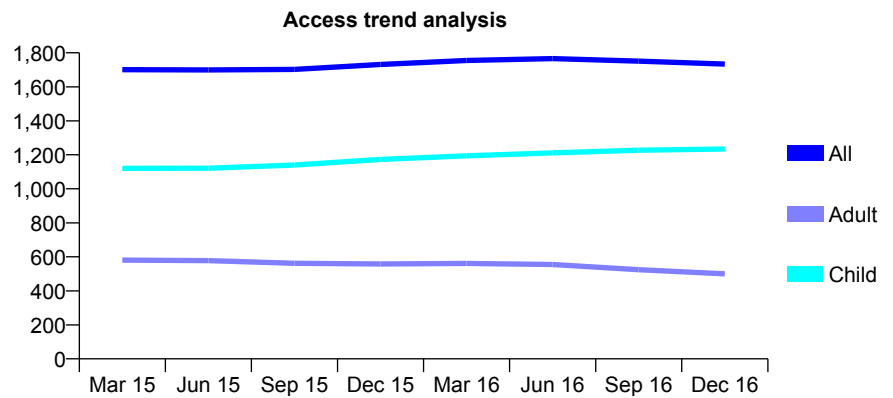
Q59 - Vital Signs At a Glance Contract Report for 684619/0003 - December 2016

Name or company name	MR A CHAMPANERI
Contract type name	GDS Contract
Purpose of contract	General
Contract start date	01/04/2009
Contract end date	

16/17 Contracted general activity (UDA)	3,000
Carry forward general activity (UDA)	-60
16/17 Contracted orthodontic activity (UOA)	0
Carry forward orthodontic activity (UOA)	0
Baseline contract value	£67,998.97

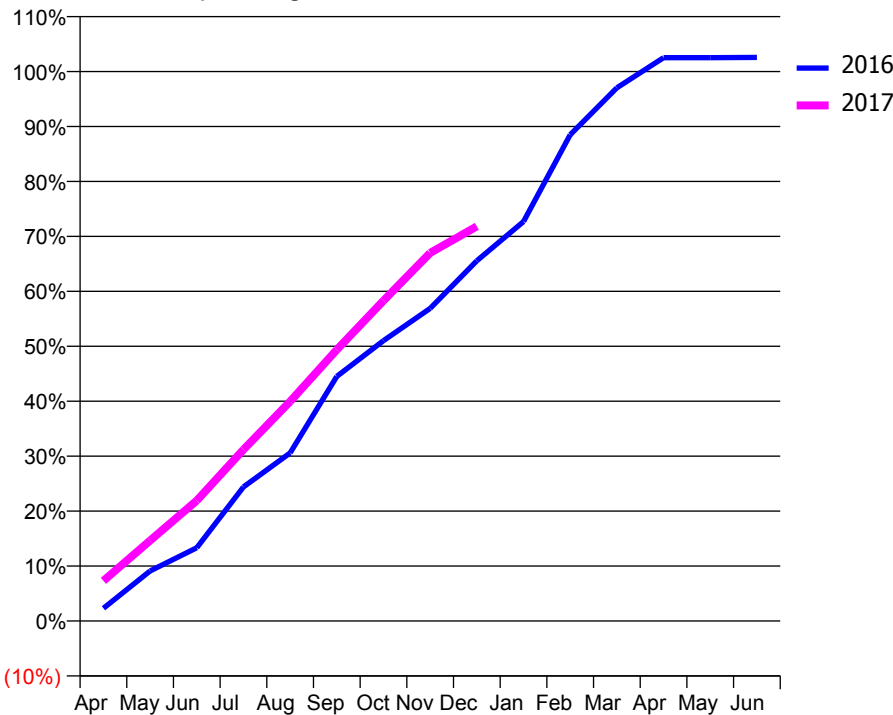
ACCESS*

Patients seen in 24 months	Total	Change since previous quarter
Quarter ending December 2015	1,731	
Quarter ending March 2016	1,755	→
Quarter ending June 2016	1,766	→
Quarter ending September 2016	1,751	→
Quarter ending December 2016	1,734	→
Variance since December 2015	0.2%	→



ACTIVITY

Cumulative percentage of contracted UDA delivered 2016 & 2017



Month	Adjusted Scheduled Activity (UDA)	
	2016	2017
April	69	220
May	273	440
June	400	658
July	732	936
August	918	1,199
September	1,335	1,481
October	1,530	1,749
November	1,707	2,010
December	1,967	2,155
January	2,181	
February	2,654	
March	2,911	
April	3,076	
May	3,076	
June	3,077	

QUALITY

	Quantity	Base Number	Contract	AT	Region	England
% of FP17s for the same patient ID Re-attending within 3 months - Children	127	1,455	8.7%	10.0%	12.1%	12.4%
% of FP17s for the same patient ID Re-attending within 3 months - Adults	95	418	22.7%	14.6%	15.9%	16.6%
% of FP17s for the same patient ID Re-attending between 3 & 9 months - Children	1,010	1,455	69.4%	60.9%	58.6%	57.5%
% of FP17s for the same patient ID Re-attending between 3 & 9 months - Adults	199	418	47.6%	53.4%	51.5%	50.4%
% of FP17s for Band 1 Urgent Courses	63	1,251	5.0%	7.3%	8.0%	9.1%
% of FP17s Relating to Free Repair or Replacements	0	1,251	0.0%	0.8%	0.8%	0.8%
% of FP17s Relating to Continuations	1	1,251	0.1%	1.3%	1.2%	1.3%
% of Patients satisfied with the dentistry they have received	2	2	N/A	92.4%	92.8%	92.7%
% of Patients satisfied with the time they had to wait for an appointment	2	2	N/A	88.8%	89.2%	88.8%

* This is based on patients treated on this contract for their most recent course of treatment. Figures in italics indicate the base number of FP17s or Patient Questionnaire responses are less than 100. N/A is shown where the base number of responses is less than 10 during the period. % is calculated as Quantity/Base number*100

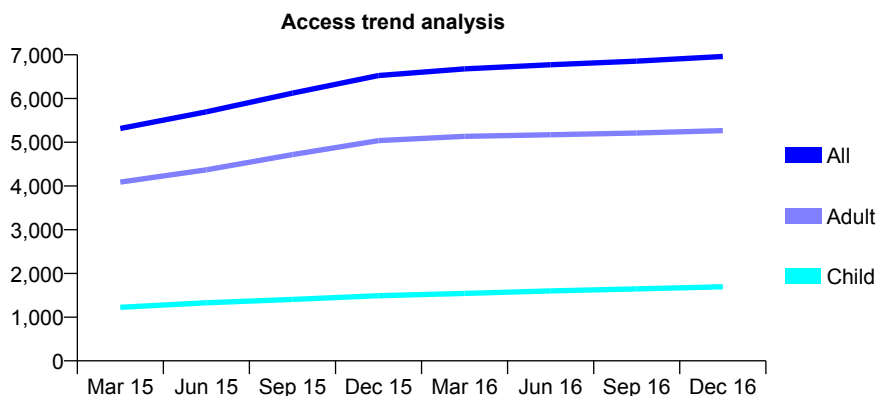
Q59 - Vital Signs At a Glance Contract Report for 690732/0001 - December 2016

Name or company name	MR B PARMAR
Contract type name	GDS Contract
Purpose of contract	General
Contract start date	01/02/2014
Contract end date	

16/17 Contracted general activity (UDA)	18,170
Carry forward general activity (UDA)	602
16/17 Contracted orthodontic activity (UOA)	0
Carry forward orthodontic activity (UOA)	0
Baseline contract value	£395,024.75

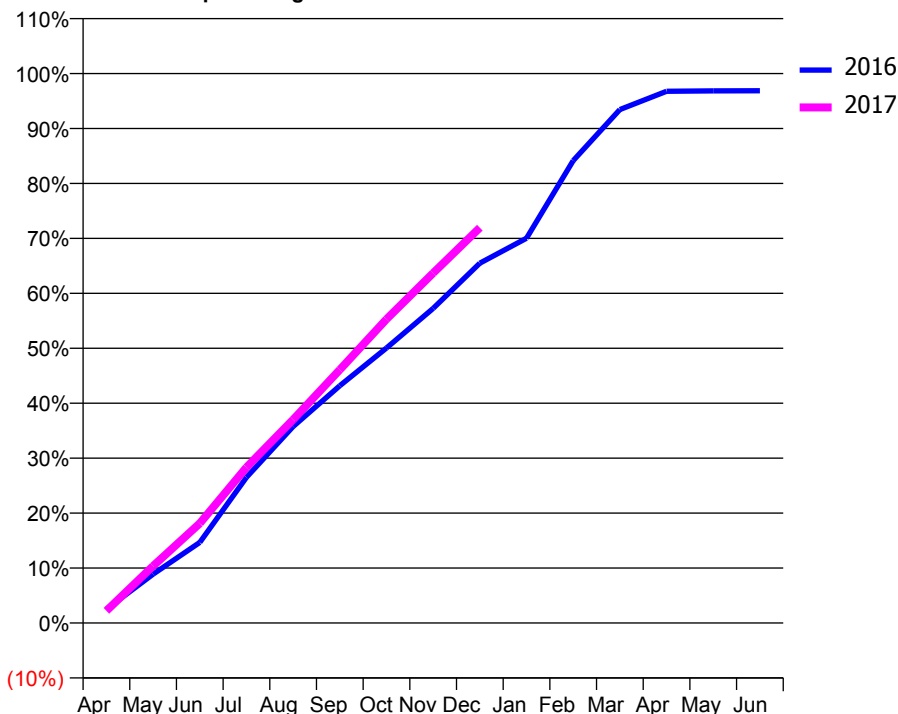
ACCESS*

Patients seen in 24 months	Total	Change since previous quarter
Quarter ending December 2015	6,525	
Quarter ending March 2016	6,677	↑
Quarter ending June 2016	6,772	→
Quarter ending September 2016	6,856	→
Quarter ending December 2016	6,961	→
Variance since December 2015	6.7%	↑



ACTIVITY

Cumulative percentage of contracted UDA delivered 2016 & 2017



Month	Adjusted Scheduled Activity (UDA)	
	2016	2017
April	482	404
May	1,703	1,886
June	2,811	3,297
July	5,084	5,149
August	6,856	6,728
September	8,279	8,377
October	9,596	10,048
November	10,976	11,570
December	12,554	13,072
January	13,423	
February	16,130	
March	17,913	
April	18,549	
May	18,562	
June	18,568	

QUALITY

	Quantity	Base Number	Contract	AT	Region	England
% of FP17s for the same patient ID Re-attending within 3 months - Children	62	1,478	4.2%	10.0%	12.1%	12.4%
% of FP17s for the same patient ID Re-attending within 3 months - Adults	399	4,338	9.2%	14.6%	15.9%	16.6%
% of FP17s for the same patient ID Re-attending between 3 & 9 months - Children	694	1,478	47.0%	60.9%	58.6%	57.5%
% of FP17s for the same patient ID Re-attending between 3 & 9 months - Adults	1,712	4,338	39.5%	53.4%	51.5%	50.4%
% of FP17s for Band 1 Urgent Courses	250	5,499	4.5%	7.3%	8.0%	9.1%
% of FP17s Relating to Free Repair or Replacements	79	5,499	1.4%	0.8%	0.8%	0.8%
% of FP17s Relating to Continuations	69	5,499	1.3%	1.3%	1.2%	1.3%
% of Patients satisfied with the dentistry they have received	15	16	93.8%	92.4%	92.8%	92.7%
% of Patients satisfied with the time they had to wait for an appointment	16	16	100.0%	88.8%	89.2%	88.8%

* This is based on patients treated on this contract for their most recent course of treatment. Figures in italics indicate the base number of FP17s or Patient Questionnaire responses are less than 100. N/A is shown where the base number of responses is less than 10 during the period. % is calculated as Quantity/Base number*100

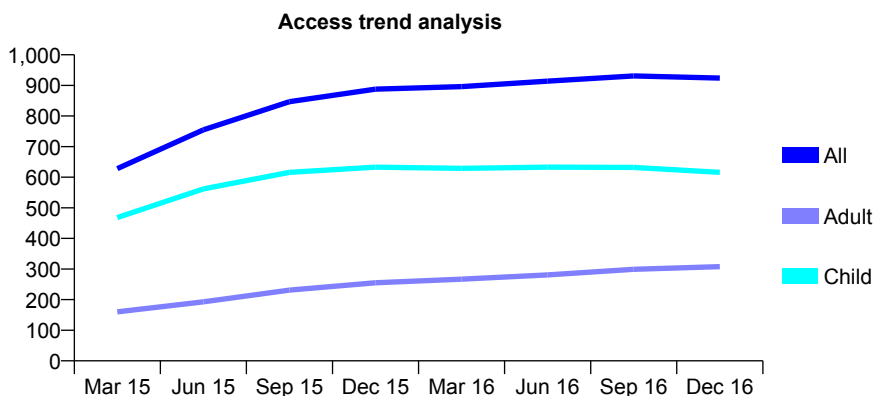
Q59 - Vital Signs At a Glance Contract Report for 690899/0001 - December 2016

Name or company name	MR A MOOSAJEE
Contract type name	GDS Contract
Purpose of contract	General
Contract start date	03/09/2014
Contract end date	

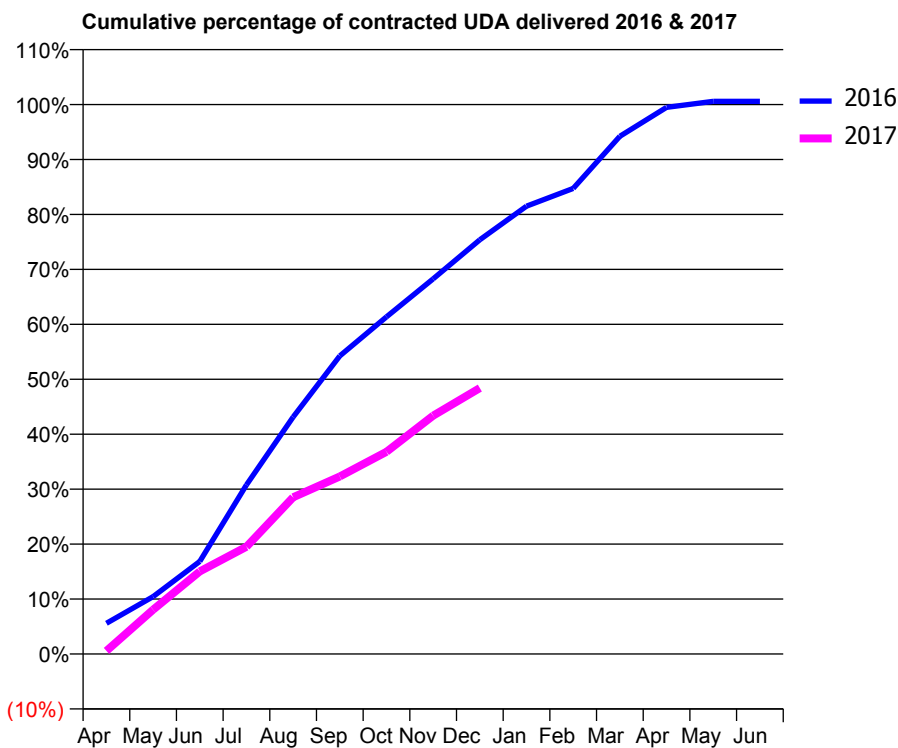
16/17 Contracted general activity (UDA)	2,819
Carry forward general activity (UDA)	-16
16/17 Contracted orthodontic activity (UOA)	0
Carry forward orthodontic activity (UOA)	0
Baseline contract value	£60,684.89

ACCESS*

Patients seen in 24 months	Total	Change since previous quarter
Quarter ending December 2015	888	
Quarter ending March 2016	896	→
Quarter ending June 2016	914	↑
Quarter ending September 2016	931	→
Quarter ending December 2016	924	→
Variance since December 2015	4.1%	↑



ACTIVITY



Month	Adjusted Scheduled Activity (UDA)	
	2016	2017
April	158	16
May	294	228
June	475	424
July	868	550
August	1,216	804
September	1,529	911
October	1,730	1,037
November	1,925	1,223
December	2,125	1,365
January	2,297	
February	2,389	
March	2,656	
April	2,805	
May	2,835	
June	2,835	

QUALITY

	Quantity	Base Number	Contract	AT	Region	England
% of FP17s for the same patient ID Re-attending within 3 months - Children	47	616	7.6%	10.0%	12.1%	12.4%
% of FP17s for the same patient ID Re-attending within 3 months - Adults	61	264	23.1%	14.6%	15.9%	16.6%
% of FP17s for the same patient ID Re-attending between 3 & 9 months - Children	404	616	65.6%	60.9%	58.6%	57.5%
% of FP17s for the same patient ID Re-attending between 3 & 9 months - Adults	130	264	49.2%	53.4%	51.5%	50.4%
% of FP17s for Band 1 Urgent Courses	33	775	4.3%	7.3%	8.0%	9.1%
% of FP17s Relating to Free Repair or Replacements	0	775	0.0%	0.8%	0.8%	0.8%
% of FP17s Relating to Continuations	0	775	0.0%	1.3%	1.2%	1.3%
% of Patients satisfied with the dentistry they have received	0	0	N/A	92.4%	92.8%	92.7%
% of Patients satisfied with the time they had to wait for an appointment	0	0	N/A	88.8%	89.2%	88.8%

* This is based on patients treated on this contract for their most recent course of treatment. Figures in italics indicate the base number of FP17s or Patient Questionnaire responses are less than 100. N/A is shown where the base number of responses is less than 10 during the period. % is calculated as Quantity/Base number*100

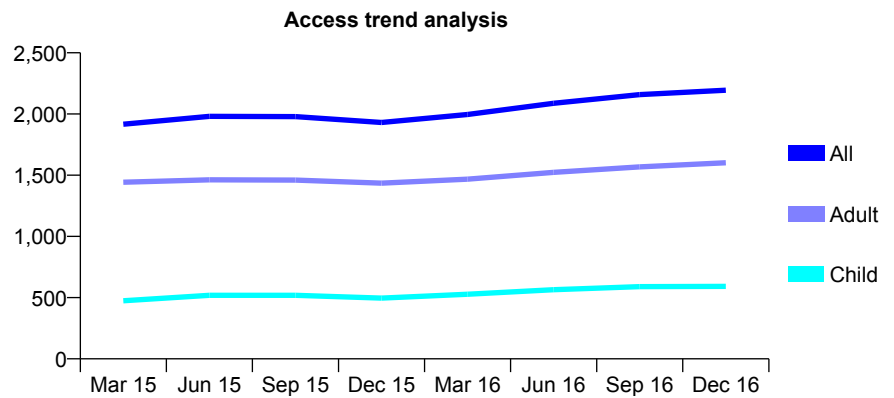
Q59 - Vital Signs At a Glance Contract Report for 704997/0001 - December 2016

Name or company name	Mr M Hamburger and Mrs R P Sadler
Contract type name	GDS Contract
Purpose of contract	General and Orthodontic
Contract start date	29/08/2011
Contract end date	

16/17 Contracted general activity (UDA)	5,896
Carry forward general activity (UDA)	34
16/17 Contracted orthodontic activity (UOA)	0
Carry forward orthodontic activity (UOA)	0
Baseline contract value	£114,888.99

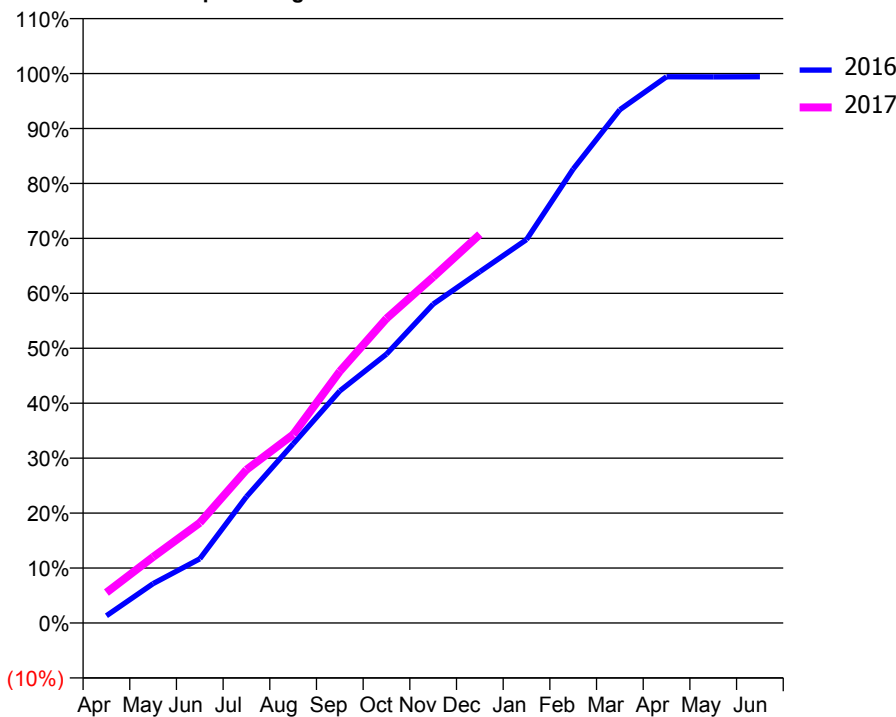
ACCESS*

Patients seen in 24 months	Total	Change since previous quarter
Quarter ending December 2015	1,931	
Quarter ending March 2016	1,996	↑
Quarter ending June 2016	2,088	↑
Quarter ending September 2016	2,158	↑
Quarter ending December 2016	2,194	→
Variance since December 2015	13.6%	↑



ACTIVITY

Cumulative percentage of contracted UDA delivered 2016 & 2017



Month	Adjusted Scheduled Activity (UDA)	
	2016	2017
April	76	326
May	415	708
June	676	1,075
July	1,330	1,644
August	1,885	2,022
September	2,443	2,700
October	2,831	3,267
November	3,358	3,712
December	3,698	4,169
January	4,037	
February	4,779	
March	5,404	
April	5,751	
May	5,750	
June	5,751	

QUALITY

	Quantity	Base Number	Contract	AT	Region	England
% of FP17s for the same patient ID Re-attending within 3 months - Children	60	713	8.4%	10.0%	12.1%	12.4%
% of FP17s for the same patient ID Re-attending within 3 months - Adults	246	1,737	14.2%	14.6%	15.9%	16.6%
% of FP17s for the same patient ID Re-attending between 3 & 9 months - Children	351	713	49.2%	60.9%	58.6%	57.5%
% of FP17s for the same patient ID Re-attending between 3 & 9 months - Adults	827	1,737	47.6%	53.4%	51.5%	50.4%
% of FP17s for Band 1 Urgent Courses	162	2,277	7.1%	7.3%	8.0%	9.1%
% of FP17s Relating to Free Repair or Replacements	29	2,277	1.3%	0.8%	0.8%	0.8%
% of FP17s Relating to Continuations	13	2,277	0.6%	1.3%	1.2%	1.3%
% of Patients satisfied with the dentistry they have received	6	6	N/A	92.4%	92.8%	92.7%
% of Patients satisfied with the time they had to wait for an appointment	6	6	N/A	88.8%	89.2%	88.8%

* This is based on patients treated on this contract for their most recent course of treatment. Figures in italics indicate the base number of FP17s or Patient Questionnaire responses are less than 100. N/A is shown where the base number of responses is less than 10 during the period. % is calculated as Quantity/Base number*100

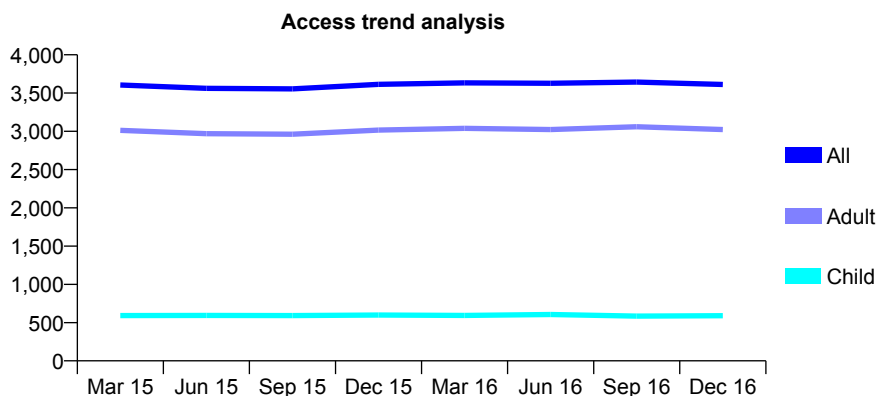
Q59 - Vital Signs At a Glance Contract Report for 724521/0001 - December 2016

Name or company name	MR PM BALDOCK
Contract type name	GDS Contract
Purpose of contract	General
Contract start date	01/04/2006
Contract end date	

16/17 Contracted general activity (UDA)	9,620
Carry forward general activity (UDA)	0
16/17 Contracted orthodontic activity (UOA)	0
Carry forward orthodontic activity (UOA)	0
Baseline contract value	£212,053.38

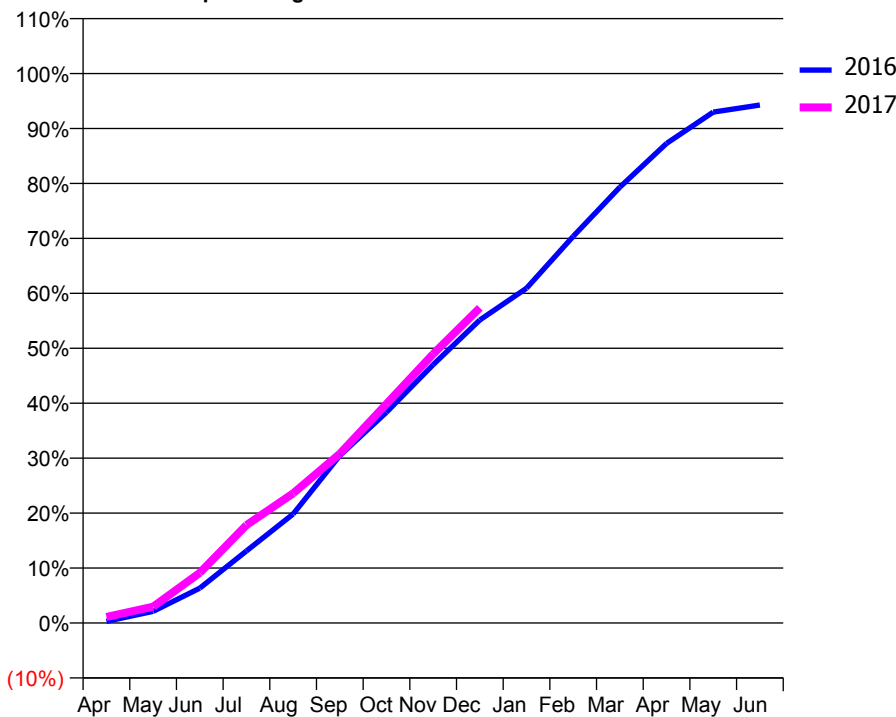
ACCESS*

Patients seen in 24 months	Total	Change since previous quarter
Quarter ending December 2015	3,614	
Quarter ending March 2016	3,633	→
Quarter ending June 2016	3,628	→
Quarter ending September 2016	3,644	→
Quarter ending December 2016	3,613	→
Variance since December 2015	(0.0%)	→



ACTIVITY

Cumulative percentage of contracted UDA delivered 2016 & 2017



Month	2016	2017
April	29	107
May	205	286
June	611	880
July	1,261	1,714
August	1,909	2,269
September	2,930	2,963
October	3,690	3,838
November	4,523	4,710
December	5,306	5,519
January	5,861	
February	6,770	
March	7,631	
April	8,396	
May	8,945	
June	9,068	

QUALITY

	Quantity	Base Number	Contract	AT	Region	England
% of FP17s for the same patient ID Re-attending within 3 months - Children	26	683	3.8%	10.0%	12.1%	12.4%
% of FP17s for the same patient ID Re-attending within 3 months - Adults	506	3,908	12.9%	14.6%	15.9%	16.6%
% of FP17s for the same patient ID Re-attending between 3 & 9 months - Children	479	683	70.1%	60.9%	58.6%	57.5%
% of FP17s for the same patient ID Re-attending between 3 & 9 months - Adults	2,544	3,908	65.1%	53.4%	51.5%	50.4%
% of FP17s for Band 1 Urgent Courses	243	3,696	6.6%	7.3%	8.0%	9.1%
% of FP17s Relating to Free Repair or Replacements	22	3,696	0.6%	0.8%	0.8%	0.8%
% of FP17s Relating to Continuations	95	3,696	2.6%	1.3%	1.2%	1.3%
% of Patients satisfied with the dentistry they have received	21	22	95.5%	92.4%	92.8%	92.7%
% of Patients satisfied with the time they had to wait for an appointment	21	22	95.5%	88.8%	89.2%	88.8%

* This is based on patients treated on this contract for their most recent course of treatment. Figures in italics indicate the base number of FP17s or Patient Questionnaire responses are less than 100. N/A is shown where the base number of responses is less than 10 during the period. % is calculated as Quantity/Base number*100

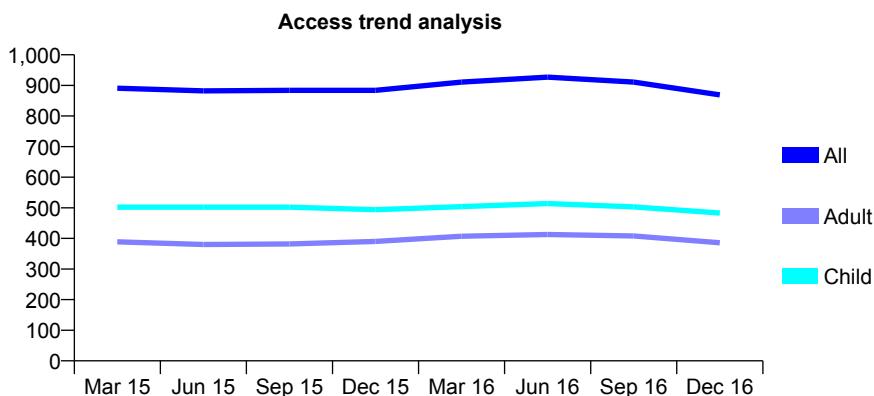
Q59 - Vital Signs At a Glance Contract Report for 736414/0001 - December 2016

Name or company name	MR G FOLDYS
Contract type name	GDS Contract
Purpose of contract	General
Contract start date	01/04/2006
Contract end date	

16/17 Contracted general activity (UDA)	1,900
Carry forward general activity (UDA)	-38
16/17 Contracted orthodontic activity (UOA)	0
Carry forward orthodontic activity (UOA)	0
Baseline contract value	£43,143.04

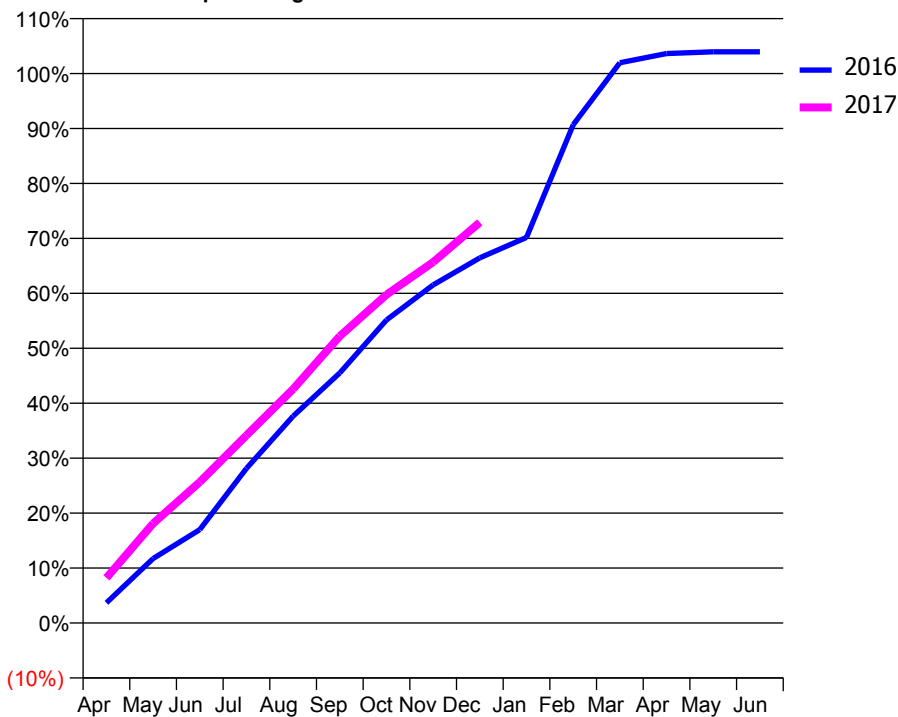
ACCESS*

Patients seen in 24 months	Total	Change since previous quarter
Quarter ending December 2015	884	
Quarter ending March 2016	911	↑
Quarter ending June 2016	927	→
Quarter ending September 2016	911	↓
Quarter ending December 2016	869	↓
Variance since December 2015	(1.7%)	↓



ACTIVITY

Cumulative percentage of contracted UDA delivered 2016 & 2017



Month	Adjusted Scheduled Activity (UDA)	
	2016	2017
April	70	156
May	223	344
June	323	488
July	535	649
August	715	809
September	865	992
October	1,048	1,135
November	1,169	1,248
December	1,263	1,385
January	1,333	
February	1,723	
March	1,937	
April	1,969	
May	1,975	
June	1,975	

QUALITY

	Quantity	Base Number	Contract	AT	Region	England
% of FP17s for the same patient ID Re-attending within 3 months - Children	37	504	7.3%	10.0%	12.1%	12.4%
% of FP17s for the same patient ID Re-attending within 3 months - Adults	59	307	19.2%	14.6%	15.9%	16.6%
% of FP17s for the same patient ID Re-attending between 3 & 9 months - Children	285	504	56.5%	60.9%	58.6%	57.5%
% of FP17s for the same patient ID Re-attending between 3 & 9 months - Adults	134	307	43.6%	53.4%	51.5%	50.4%
% of FP17s for Band 1 Urgent Courses	57	784	7.3%	7.3%	8.0%	9.1%
% of FP17s Relating to Free Repair or Replacements	0	784	0.0%	0.8%	0.8%	0.8%
% of FP17s Relating to Continuations	1	784	0.1%	1.3%	1.2%	1.3%
% of Patients satisfied with the dentistry they have received	1	1	N/A	92.4%	92.8%	92.7%
% of Patients satisfied with the time they had to wait for an appointment	1	1	N/A	88.8%	89.2%	88.8%

* This is based on patients treated on this contract for their most recent course of treatment. Figures in italics indicate the base number of FP17s or Patient Questionnaire responses are less than 100. N/A is shown where the base number of responses is less than 10 during the period. % is calculated as Quantity/Base number*100

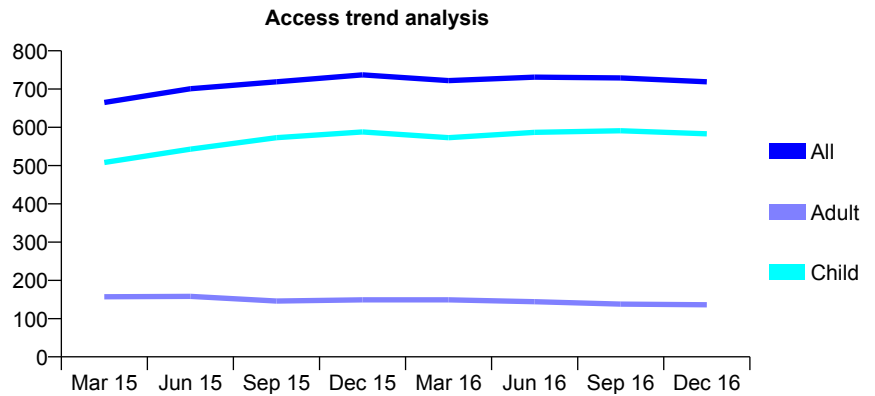
Q59 - Vital Signs At a Glance Contract Report for 746444/0001 - December 2016

Name or company name	MISS ES BUTTERS
Contract type name	GDS Contract
Purpose of contract	General
Contract start date	01/04/2006
Contract end date	

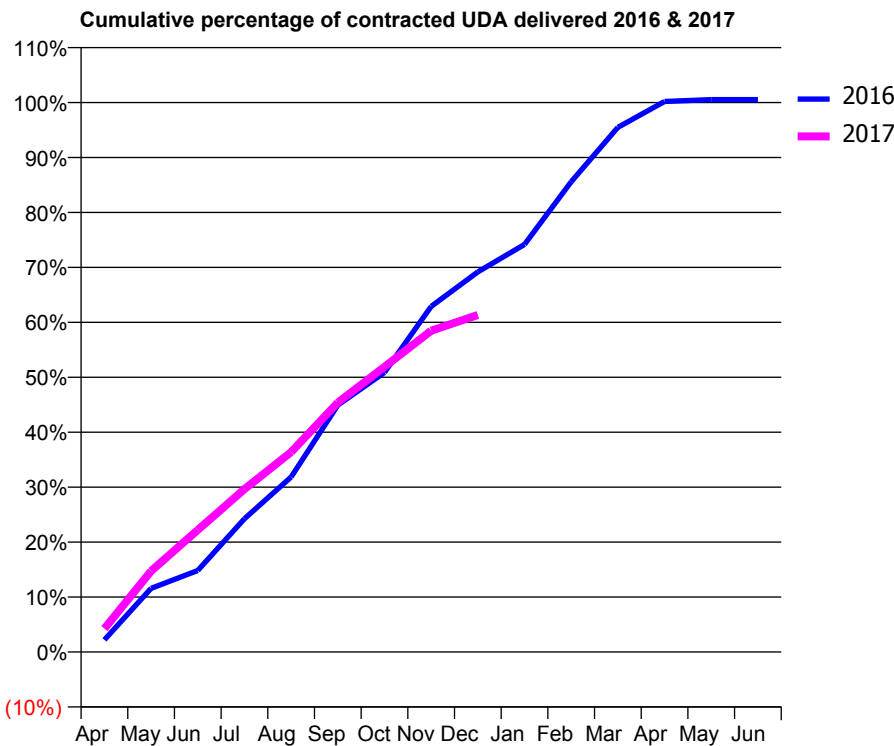
16/17 Contracted general activity (UDA)	1,500
Carry forward general activity (UDA)	-8
16/17 Contracted orthodontic activity (UOA)	0
Carry forward orthodontic activity (UOA)	0
Baseline contract value	£30,374.84

ACCESS*

Patients seen in 24 months	Total	Change since previous quarter
Quarter ending December 2015	737	
Quarter ending March 2016	722	↓
Quarter ending June 2016	731	→
Quarter ending September 2016	729	→
Quarter ending December 2016	719	↓
Variance since December 2015	(2.4%)	↓



ACTIVITY



Month	Adjusted Scheduled Activity (UDA)	
	2016	2017
April	33	64
May	174	221
June	223	333
July	364	445
August	478	546
September	674	681
October	763	779
November	943	877
December	1,038	920
January	1,112	
February	1,284	
March	1,432	
April	1,503	
May	1,508	
June	1,508	

QUALITY

	Quantity	Base Number	Contract	AT	Region	England
% of FP17s for the same patient ID Re-attending within 3 months - Children	34	679	5.0%	10.0%	12.1%	12.4%
% of FP17s for the same patient ID Re-attending within 3 months - Adults	13	92	14.1%	14.6%	15.9%	16.6%
% of FP17s for the same patient ID Re-attending between 3 & 9 months - Children	486	679	71.6%	60.9%	58.6%	57.5%
% of FP17s for the same patient ID Re-attending between 3 & 9 months - Adults	65	92	70.7%	53.4%	51.5%	50.4%
% of FP17s for Band 1 Urgent Courses	26	710	3.7%	7.3%	8.0%	9.1%
% of FP17s Relating to Free Repair or Replacements	0	710	0.0%	0.8%	0.8%	0.8%
% of FP17s Relating to Continuations	1	710	0.1%	1.3%	1.2%	1.3%
% of Patients satisfied with the dentistry they have received	0	0	N/A	92.4%	92.8%	92.7%
% of Patients satisfied with the time they had to wait for an appointment	0	0	N/A	88.8%	89.2%	88.8%

* This is based on patients treated on this contract for their most recent course of treatment. Figures in italics indicate the base number of FP17s or Patient Questionnaire responses are less than 100. N/A is shown where the base number of responses is less than 10 during the period. % is calculated as Quantity/Base number*100

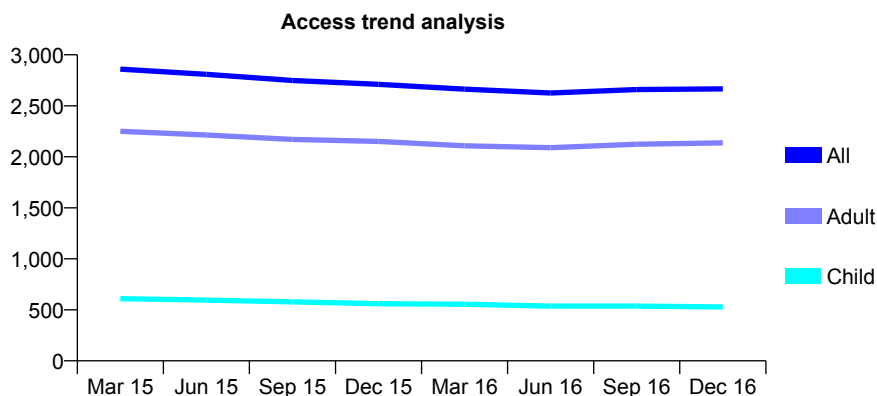
Q59 - Vital Signs At a Glance Contract Report for 749567/0001 - December 2016

Name or company name	MR M PATEL
Contract type name	GDS Contract
Purpose of contract	General
Contract start date	01/04/2006
Contract end date	

16/17 Contracted general activity (UDA)	8,017
Carry forward general activity (UDA)	-150
16/17 Contracted orthodontic activity (UOA)	0
Carry forward orthodontic activity (UOA)	0
Baseline contract value	£200,665.16

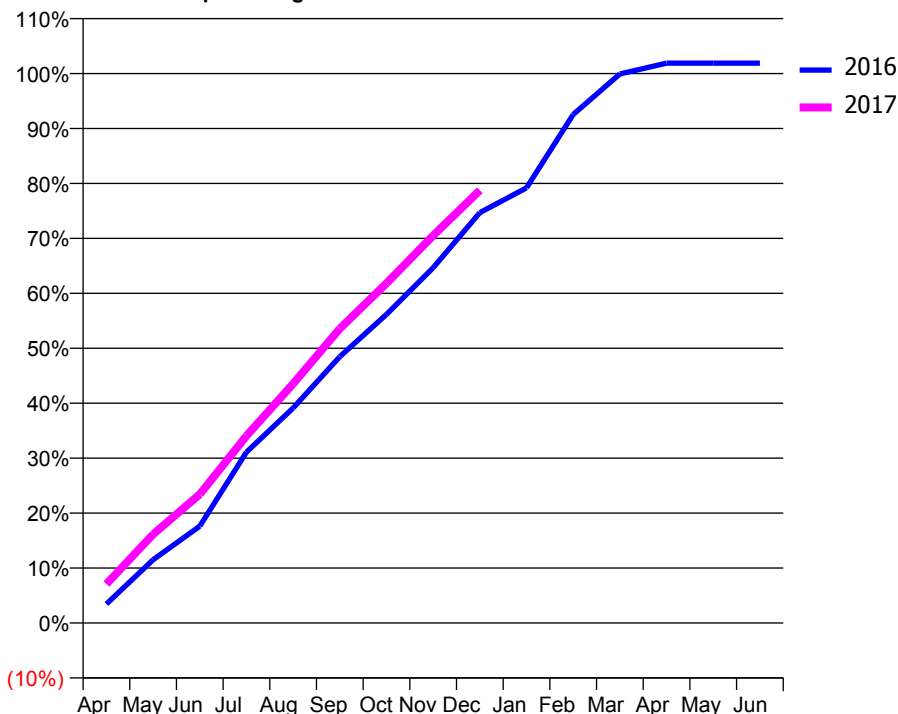
ACCESS*

Patients seen in 24 months	Total	Change since previous quarter
Quarter ending December 2015	2,711	
Quarter ending March 2016	2,663	↓
Quarter ending June 2016	2,626	↓
Quarter ending September 2016	2,659	→
Quarter ending December 2016	2,666	→
Variance since December 2015	(1.7%)	↓



ACTIVITY

Cumulative percentage of contracted UDA delivered 2016 & 2017



Month	Adjusted Scheduled Activity (UDA)	
	2016	2017
April	278	568
May	924	1,294
June	1,414	1,878
July	2,492	2,731
August	3,138	3,491
September	3,886	4,295
October	4,503	4,957
November	5,184	5,653
December	5,986	6,314
January	6,348	
February	7,419	
March	8,011	
April	8,167	
May	8,167	
June	8,167	

QUALITY

	Quantity	Base Number	Contract	AT	Region	England
% of FP17s for the same patient ID Re-attending within 3 months - Children	201	940	21.4%	10.0%	12.1%	12.4%
% of FP17s for the same patient ID Re-attending within 3 months - Adults	601	3,232	18.6%	14.6%	15.9%	16.6%
% of FP17s for the same patient ID Re-attending between 3 & 9 months - Children	576	940	61.3%	60.9%	58.6%	57.5%
% of FP17s for the same patient ID Re-attending between 3 & 9 months - Adults	2,158	3,232	66.8%	53.4%	51.5%	50.4%
% of FP17s for Band 1 Urgent Courses	39	4,096	1.0%	7.3%	8.0%	9.1%
% of FP17s Relating to Free Repair or Replacements	6	4,096	0.1%	0.8%	0.8%	0.8%
% of FP17s Relating to Continuations	18	4,096	0.4%	1.3%	1.2%	1.3%
% of Patients satisfied with the dentistry they have received	4	4	N/A	92.4%	92.8%	92.7%
% of Patients satisfied with the time they had to wait for an appointment	4	4	N/A	88.8%	89.2%	88.8%

* This is based on patients treated on this contract for their most recent course of treatment. Figures in italics indicate the base number of FP17s or Patient Questionnaire responses are less than 100. N/A is shown where the base number of responses is less than 10 during the period. % is calculated as Quantity/Base number*100

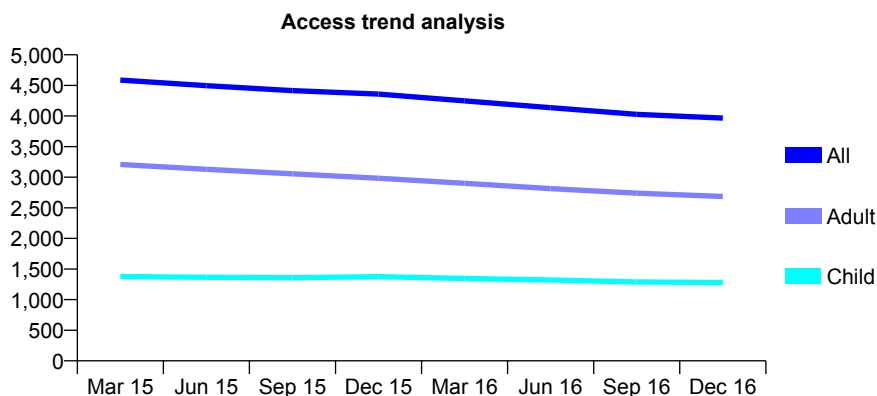
Q59 - Vital Signs At a Glance Contract Report for 750115/0001 - December 2016

Name or company name	MR H CHOTAI
Contract type name	GDS Contract
Purpose of contract	General
Contract start date	01/04/2006
Contract end date	

16/17 Contracted general activity (UDA)	9,039
Carry forward general activity (UDA)	0
16/17 Contracted orthodontic activity (UOA)	0
Carry forward orthodontic activity (UOA)	0
Baseline contract value	£205,993.00

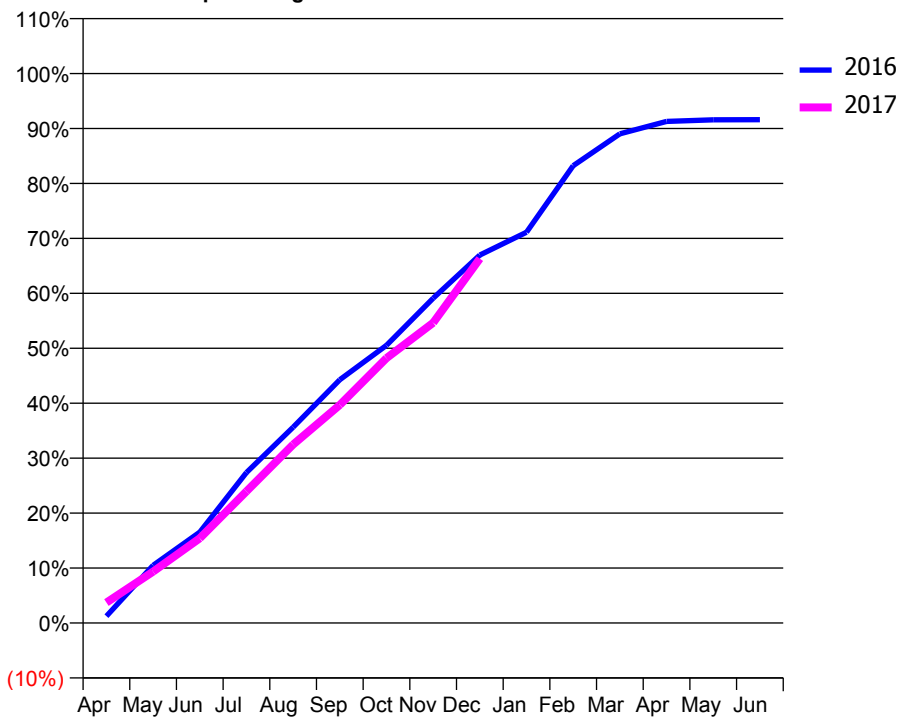
ACCESS*

Patients seen in 24 months	Total	Change since previous quarter
Quarter ending December 2015	4,359	
Quarter ending March 2016	4,247	↓
Quarter ending June 2016	4,136	↓
Quarter ending September 2016	4,028	↓
Quarter ending December 2016	3,966	↓
Variance since December 2015	(9.0%)	↓



ACTIVITY

Cumulative percentage of contracted UDA delivered 2016 & 2017



Month	Adjusted Scheduled Activity (UDA)	
	2016	2017
April	112	336
May	949	845
June	1,494	1,393
July	2,476	2,167
August	3,222	2,936
September	4,002	3,587
October	4,568	4,357
November	5,343	4,938
December	6,052	5,993
January	6,429	
February	7,522	
March	8,046	
April	8,251	
May	8,277	
June	8,278	

QUALITY

	Quantity	Base Number	Contract	AT	Region	England
% of FP17s for the same patient ID Re-attending within 3 months - Children	151	1,524	9.9%	10.0%	12.1%	12.4%
% of FP17s for the same patient ID Re-attending within 3 months - Adults	360	2,835	12.7%	14.6%	15.9%	16.6%
% of FP17s for the same patient ID Re-attending between 3 & 9 months - Children	947	1,524	62.1%	60.9%	58.6%	57.5%
% of FP17s for the same patient ID Re-attending between 3 & 9 months - Adults	1,707	2,835	60.2%	53.4%	51.5%	50.4%
% of FP17s for Band 1 Urgent Courses	247	3,528	7.0%	7.3%	8.0%	9.1%
% of FP17s Relating to Free Repair or Replacements	12	3,528	0.3%	0.8%	0.8%	0.8%
% of FP17s Relating to Continuations	32	3,528	0.9%	1.3%	1.2%	1.3%
% of Patients satisfied with the dentistry they have received	7	7	N/A	92.4%	92.8%	92.7%
% of Patients satisfied with the time they had to wait for an appointment	7	7	N/A	88.8%	89.2%	88.8%

* This is based on patients treated on this contract for their most recent course of treatment. Figures in italics indicate the base number of FP17s or Patient Questionnaire responses are less than 100. N/A is shown where the base number of responses is less than 10 during the period. % is calculated as Quantity/Base number*100

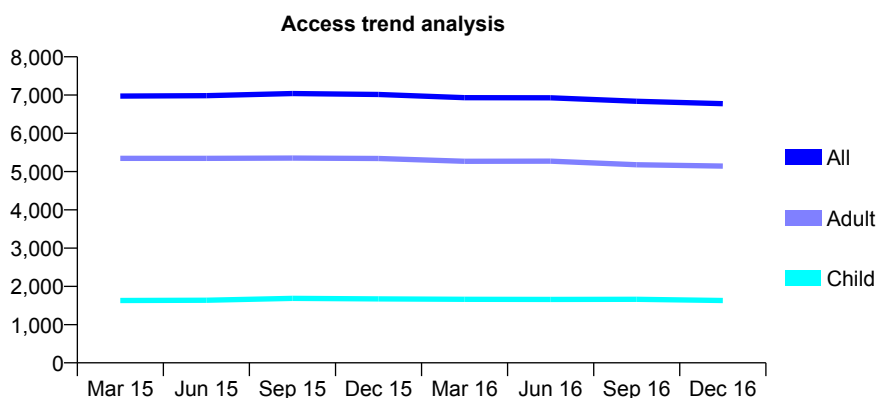
Q59 - Vital Signs At a Glance Contract Report for 751146/0001 - December 2016

Name or company name	MR MB VADHER
Contract type name	GDS Contract
Purpose of contract	General
Contract start date	01/04/2006
Contract end date	

16/17 Contracted general activity (UDA)	18,249
Carry forward general activity (UDA)	24
16/17 Contracted orthodontic activity (UOA)	0
Carry forward orthodontic activity (UOA)	0
Baseline contract value	£457,765.71

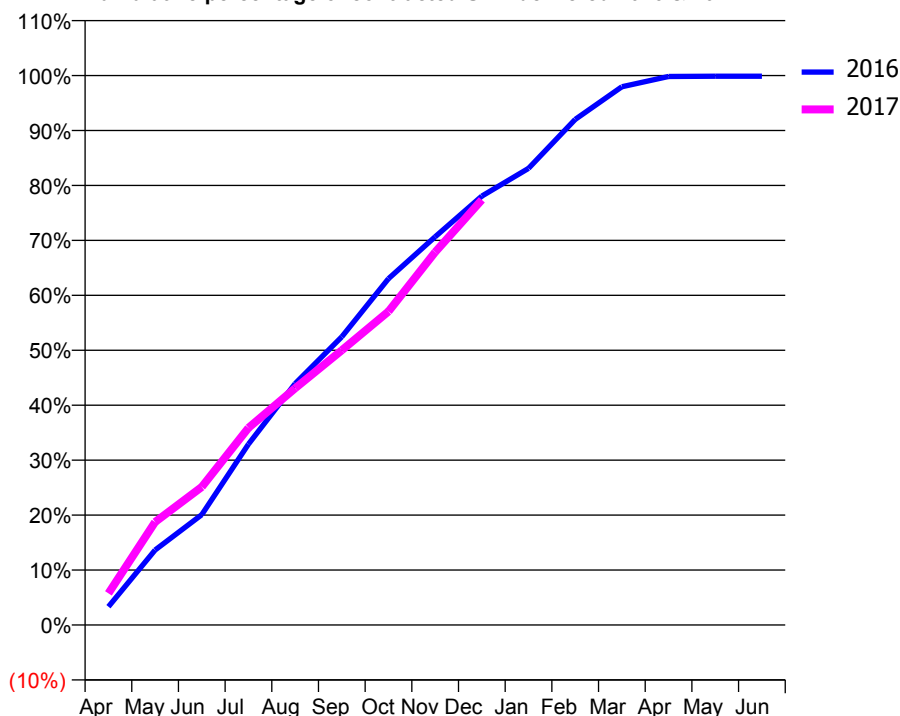
ACCESS*

Patients seen in 24 months	Total	Change since previous quarter
Quarter ending December 2015	7,014	
Quarter ending March 2016	6,931	↓
Quarter ending June 2016	6,929	→
Quarter ending September 2016	6,839	↓
Quarter ending December 2016	6,774	→
Variance since December 2015	(3.4%)	↓



ACTIVITY

Cumulative percentage of contracted UDA delivered 2016 & 2017



Month	Adjusted Scheduled Activity (UDA)	
	2016	2017
April	607	1,050
May	2,493	3,421
June	3,664	4,584
July	6,007	6,549
August	8,016	7,862
September	9,572	9,124
October	11,501	10,415
November	12,892	12,384
December	14,246	14,119
January	15,165	
February	16,793	
March	17,874	
April	18,215	
May	18,225	
June	18,225	

QUALITY

	Quantity	Base Number	Contract	AT	Region	England
% of FP17s for the same patient ID Re-attending within 3 months - Children	42	1,511	2.8%	10.0%	12.1%	12.4%
% of FP17s for the same patient ID Re-attending within 3 months - Adults	314	4,496	7.0%	14.6%	15.9%	16.6%
% of FP17s for the same patient ID Re-attending between 3 & 9 months - Children	824	1,511	54.5%	60.9%	58.6%	57.5%
% of FP17s for the same patient ID Re-attending between 3 & 9 months - Adults	1,368	4,496	30.4%	53.4%	51.5%	50.4%
% of FP17s for Band 1 Urgent Courses	58	5,833	1.0%	7.3%	8.0%	9.1%
% of FP17s Relating to Free Repair or Replacements	21	5,833	0.4%	0.8%	0.8%	0.8%
% of FP17s Relating to Continuations	52	5,833	0.9%	1.3%	1.2%	1.3%
% of Patients satisfied with the dentistry they have received	12	12	100.0%	92.4%	92.8%	92.7%
% of Patients satisfied with the time they had to wait for an appointment	12	12	100.0%	88.8%	89.2%	88.8%

* This is based on patients treated on this contract for their most recent course of treatment. Figures in italics indicate the base number of FP17s or Patient Questionnaire responses are less than 100. N/A is shown where the base number of responses is less than 10 during the period. % is calculated as Quantity/Base number*100

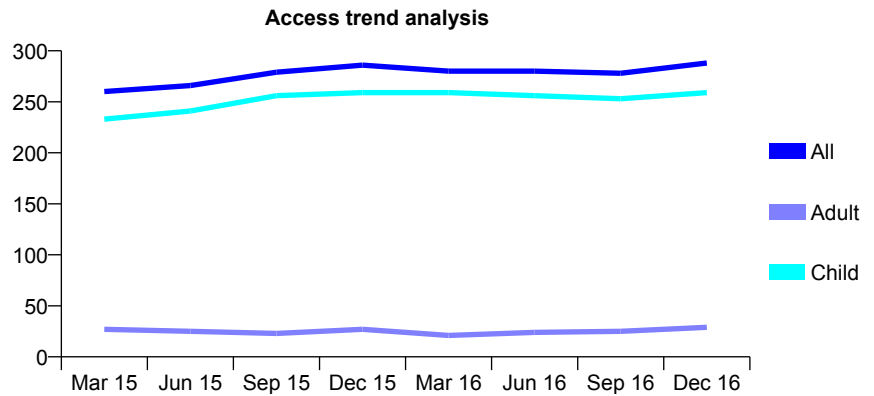
Q59 - Vital Signs At a Glance Contract Report for 752231/0001 - December 2016

Name or company name	MR AN SLEVIN
Contract type name	GDS Contract
Purpose of contract	General
Contract start date	01/04/2006
Contract end date	

16/17 Contracted general activity (UDA)	530
Carry forward general activity (UDA)	0
16/17 Contracted orthodontic activity (UOA)	0
Carry forward orthodontic activity (UOA)	0
Baseline contract value	£11,300.06

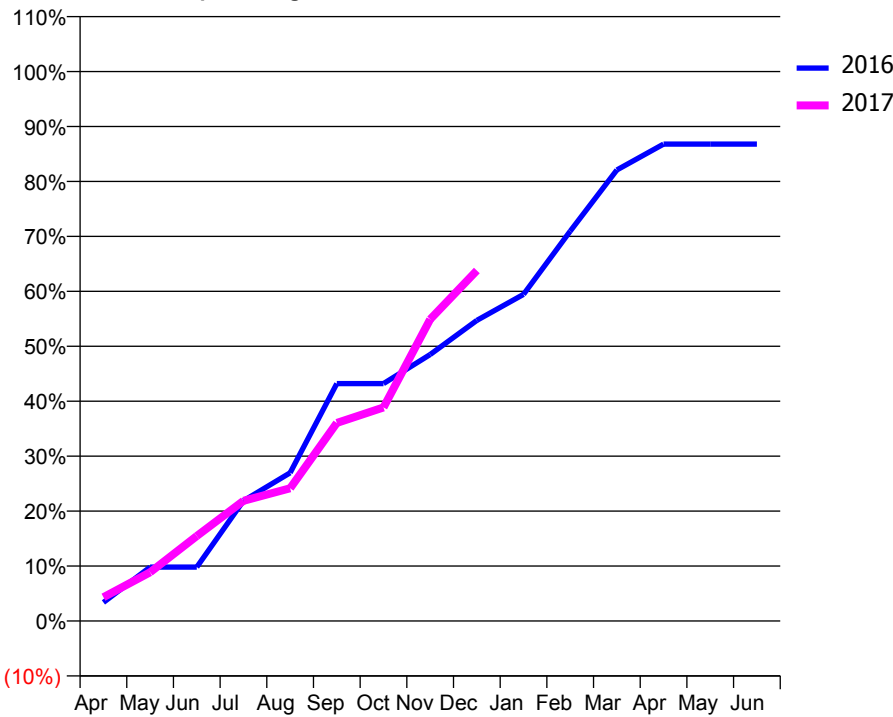
ACCESS*

Patients seen in 24 months	Total	Change since previous quarter
Quarter ending December 2015	286	
Quarter ending March 2016	280	↓
Quarter ending June 2016	280	→
Quarter ending September 2016	278	→
Quarter ending December 2016	288	↑
Variance since December 2015	0.7%	→



ACTIVITY

Cumulative percentage of contracted UDA delivered 2016 & 2017



Month	Adjusted Scheduled Activity (UDA)	
	2016	2017
April	18	23
May	52	47
June	52	82
July	116	116
August	143	128
September	229	191
October	229	206
November	257	291
December	290	338
January	315	
February	376	
March	435	
April	460	
May	460	
June	460	

QUALITY

	Quantity	Base Number	Contract	AT	Region	England
% of FP17s for the same patient ID Re-attending within 3 months - Children	14	286	4.9%	10.0%	12.1%	12.4%
% of FP17s for the same patient ID Re-attending within 3 months - Adults	0	0	N/A	14.6%	15.9%	16.6%
% of FP17s for the same patient ID Re-attending between 3 & 9 months - Children	146	286	51.0%	60.9%	58.6%	57.5%
% of FP17s for the same patient ID Re-attending between 3 & 9 months - Adults	0	0	N/A	53.4%	51.5%	50.4%
% of FP17s for Band 1 Urgent Courses	0	262	0.0%	7.3%	8.0%	9.1%
% of FP17s Relating to Free Repair or Replacements	0	262	0.0%	0.8%	0.8%	0.8%
% of FP17s Relating to Continuations	0	262	0.0%	1.3%	1.2%	1.3%
% of Patients satisfied with the dentistry they have received	0	0	N/A	92.4%	92.8%	92.7%
% of Patients satisfied with the time they had to wait for an appointment	0	0	N/A	88.8%	89.2%	88.8%

* This is based on patients treated on this contract for their most recent course of treatment. Figures in italics indicate the base number of FP17s or Patient Questionnaire responses are less than 100. N/A is shown where the base number of responses is less than 10 during the period. % is calculated as Quantity/Base number*100

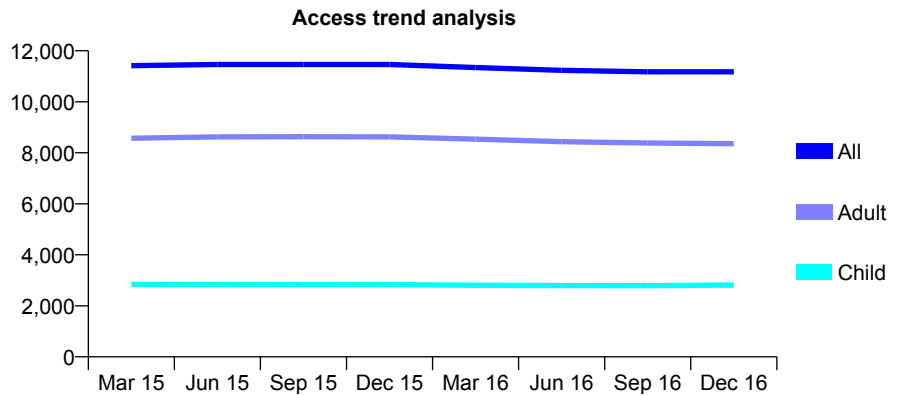
Q59 - Vital Signs At a Glance Contract Report for 763438/0001 - December 2016

Name or company name	MR M SALEEM
Contract type name	GDS Contract
Purpose of contract	General
Contract start date	01/04/2006
Contract end date	

16/17 Contracted general activity (UDA)	34,153
Carry forward general activity (UDA)	0
16/17 Contracted orthodontic activity (UOA)	0
Carry forward orthodontic activity (UOA)	0
Baseline contract value	£752,824.48

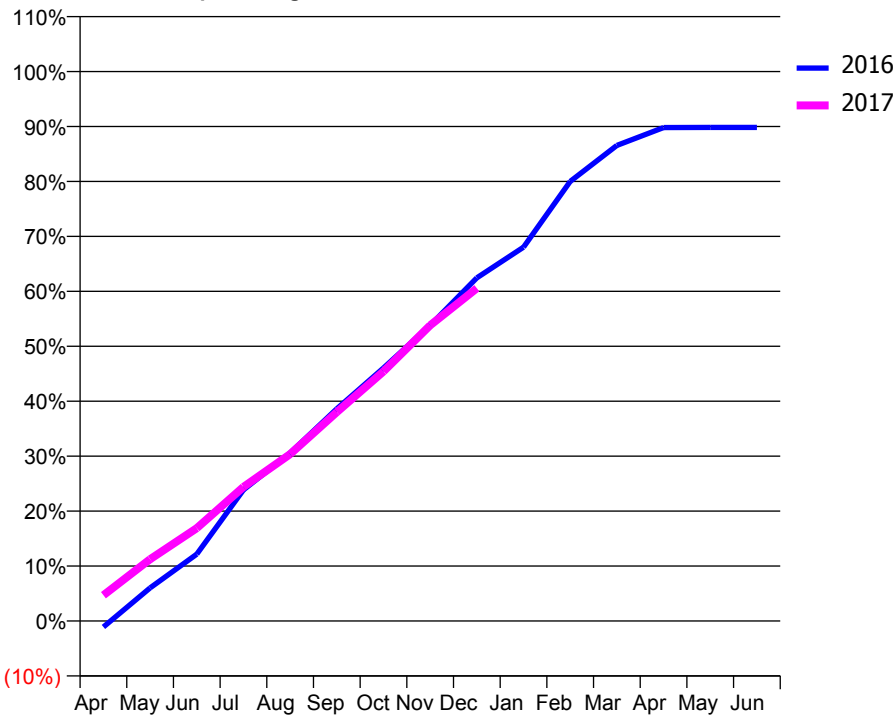
ACCESS*

Patients seen in 24 months	Total	Change since previous quarter
Quarter ending December 2015	11,465	
Quarter ending March 2016	11,344	↓
Quarter ending June 2016	11,235	→
Quarter ending September 2016	11,175	→
Quarter ending December 2016	11,174	→
Variance since December 2015	(2.5%)	↓



ACTIVITY

Cumulative percentage of contracted UDA delivered 2016 & 2017



Month	Adjusted Scheduled Activity (UDA)	
	2016	2017
April	-376	1,603
May	2,060	3,844
June	4,158	5,773
July	8,151	8,333
August	10,446	10,374
September	13,192	12,983
October	15,729	15,512
November	18,382	18,375
December	21,330	20,679
January	23,236	
February	27,325	
March	29,561	
April	30,665	
May	30,680	
June	30,678	

QUALITY

	Quantity	Base Number	Contract	AT	Region	England
% of FP17s for the same patient ID Re-attending within 3 months - Children	148	3,042	4.9%	10.0%	12.1%	12.4%
% of FP17s for the same patient ID Re-attending within 3 months - Adults	1,346	9,997	13.5%	14.6%	15.9%	16.6%
% of FP17s for the same patient ID Re-attending between 3 & 9 months - Children	1,885	3,042	62.0%	60.9%	58.6%	57.5%
% of FP17s for the same patient ID Re-attending between 3 & 9 months - Adults	6,433	9,997	64.3%	53.4%	51.5%	50.4%
% of FP17s for Band 1 Urgent Courses	952	12,396	7.7%	7.3%	8.0%	9.1%
% of FP17s Relating to Free Repair or Replacements	145	12,396	1.2%	0.8%	0.8%	0.8%
% of FP17s Relating to Continuations	25	12,396	0.2%	1.3%	1.2%	1.3%
% of Patients satisfied with the dentistry they have received	18	22	81.8%	92.4%	92.8%	92.7%
% of Patients satisfied with the time they had to wait for an appointment	21	22	95.5%	88.8%	89.2%	88.8%

* This is based on patients treated on this contract for their most recent course of treatment. Figures in italics indicate the base number of FP17s or Patient Questionnaire responses are less than 100. N/A is shown where the base number of responses is less than 10 during the period. % is calculated as Quantity/Base number*100

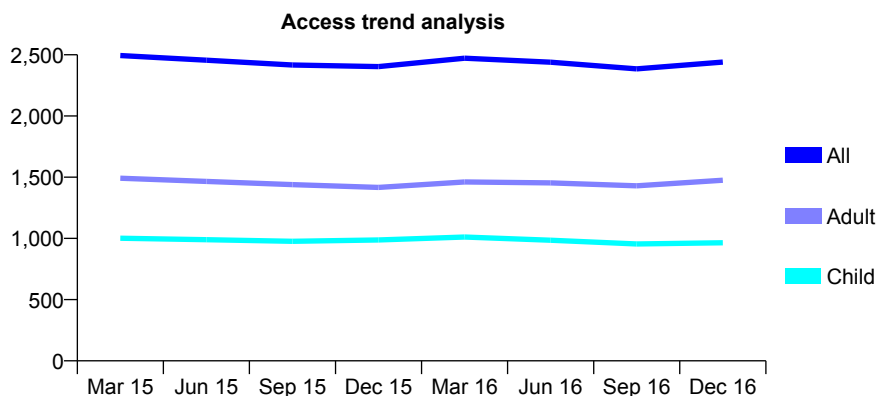
Q59 - Vital Signs At a Glance Contract Report for 764817/0001 - December 2016

Name or company name	MISS A GOHIL
Contract type name	GDS Contract
Purpose of contract	General
Contract start date	01/09/2008
Contract end date	

16/17 Contracted general activity (UDA)	10,985
Carry forward general activity (UDA)	272
16/17 Contracted orthodontic activity (UOA)	0
Carry forward orthodontic activity (UOA)	0
Baseline contract value	£234,674.30

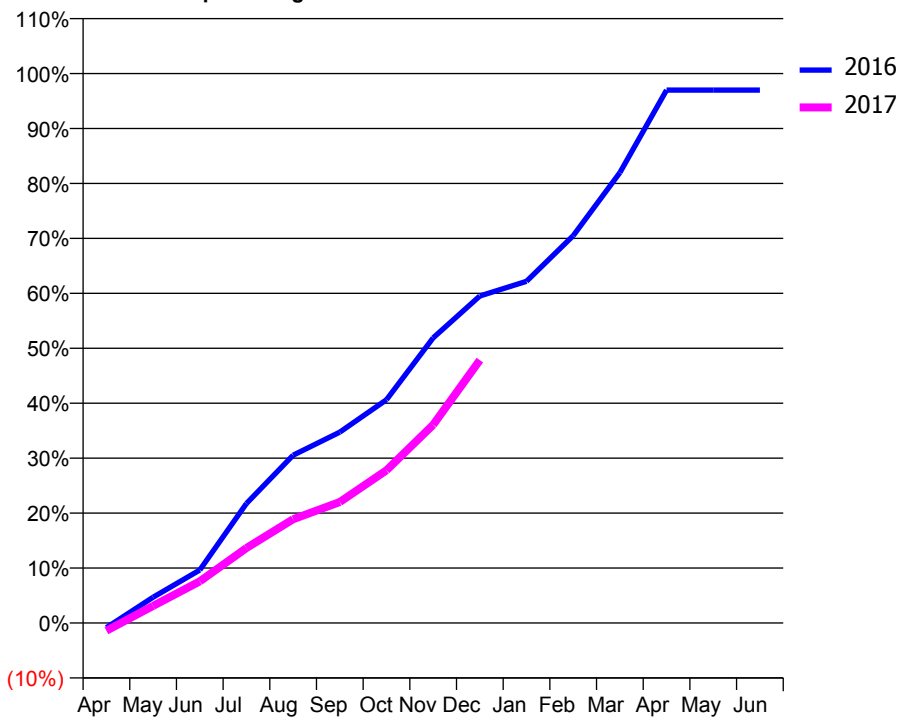
ACCESS*

Patients seen in 24 months	Total	Change since previous quarter
Quarter ending December 2015	2,404	
Quarter ending March 2016	2,472	↑
Quarter ending June 2016	2,439	↓
Quarter ending September 2016	2,385	↓
Quarter ending December 2016	2,441	↑
Variance since December 2015	1.5%	→



ACTIVITY

Cumulative percentage of contracted UDA delivered 2016 & 2017



Month	Adjusted Scheduled Activity (UDA)	
	2016	2017
April	-78	-156
May	422	342
June	866	832
July	1,955	1,500
August	2,744	2,074
September	3,121	2,420
October	3,650	3,054
November	4,662	3,963
December	5,348	5,255
January	5,586	
February	6,333	
March	7,364	
April	8,713	
May	8,713	
June	8,713	

QUALITY

	Quantity	Base Number	Contract	AT	Region	England
% of FP17s for the same patient ID Re-attending within 3 months - Children	100	1,010	9.9%	10.0%	12.1%	12.4%
% of FP17s for the same patient ID Re-attending within 3 months - Adults	326	1,654	19.7%	14.6%	15.9%	16.6%
% of FP17s for the same patient ID Re-attending between 3 & 9 months - Children	599	1,010	59.3%	60.9%	58.6%	57.5%
% of FP17s for the same patient ID Re-attending between 3 & 9 months - Adults	777	1,654	47.0%	53.4%	51.5%	50.4%
% of FP17s for Band 1 Urgent Courses	207	2,295	9.0%	7.3%	8.0%	9.1%
% of FP17s Relating to Free Repair or Replacements	10	2,295	0.4%	0.8%	0.8%	0.8%
% of FP17s Relating to Continuations	9	2,295	0.4%	1.3%	1.2%	1.3%
% of Patients satisfied with the dentistry they have received	5	7	N/A	92.4%	92.8%	92.7%
% of Patients satisfied with the time they had to wait for an appointment	5	7	N/A	88.8%	89.2%	88.8%

* This is based on patients treated on this contract for their most recent course of treatment. Figures in italics indicate the base number of FP17s or Patient Questionnaire responses are less than 100. N/A is shown where the base number of responses is less than 10 during the period. % is calculated as Quantity/Base number*100

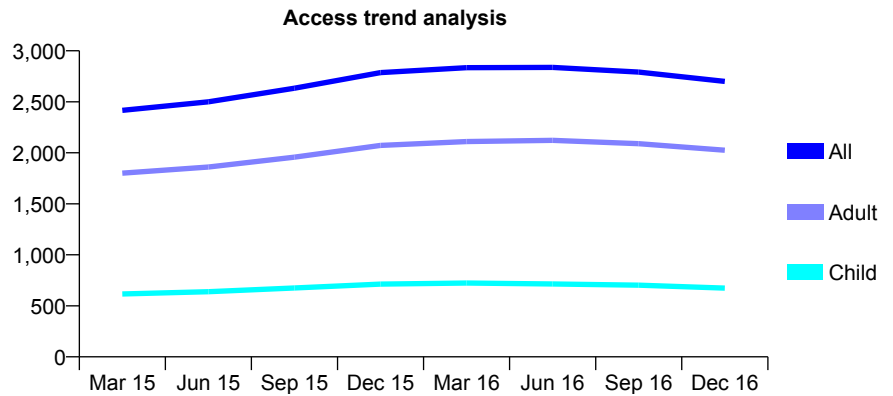
Q59 - Vital Signs At a Glance Contract Report for 766275/0001 - December 2016

Name or company name	MR CV MARU
Contract type name	GDS Contract
Purpose of contract	General
Contract start date	01/04/2006
Contract end date	

16/17 Contracted general activity (UDA)	5,414
Carry forward general activity (UDA)	-108
16/17 Contracted orthodontic activity (UOA)	0
Carry forward orthodontic activity (UOA)	0
Baseline contract value	£149,556.78

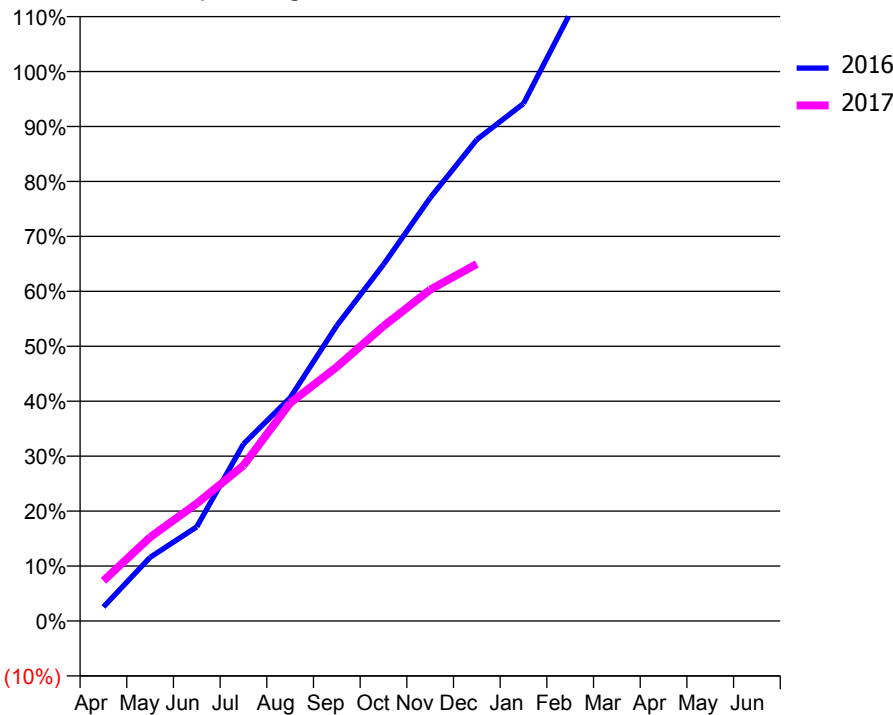
ACCESS*

Patients seen in 24 months	Total	Change since previous quarter
Quarter ending December 2015	2,786	
Quarter ending March 2016	2,835	→
Quarter ending June 2016	2,837	→
Quarter ending September 2016	2,791	↓
Quarter ending December 2016	2,700	↓
Variance since December 2015	(3.1%)	↓



ACTIVITY

Cumulative percentage of contracted UDA delivered 2016 & 2017



Month	Adjusted Scheduled Activity (UDA)	
	2016	2017
April	138	396
May	628	826
June	929	1,158
July	1,744	1,533
August	2,200	2,148
September	2,911	2,503
October	3,513	2,905
November	4,169	3,264
December	4,743	3,518
January	5,098	
February	5,988	
March	6,559	
April	6,784	
May	6,777	
June	6,777	

QUALITY

	Quantity	Base Number	Contract	AT	Region	England
% of FP17s for the same patient ID Re-attending within 3 months - Children	37	616	6.0%	10.0%	12.1%	12.4%
% of FP17s for the same patient ID Re-attending within 3 months - Adults	222	1,951	11.4%	14.6%	15.9%	16.6%
% of FP17s for the same patient ID Re-attending between 3 & 9 months - Children	398	616	64.6%	60.9%	58.6%	57.5%
% of FP17s for the same patient ID Re-attending between 3 & 9 months - Adults	1,282	1,951	65.7%	53.4%	51.5%	50.4%
% of FP17s for Band 1 Urgent Courses	149	1,825	8.2%	7.3%	8.0%	9.1%
% of FP17s Relating to Free Repair or Replacements	1	1,825	0.1%	0.8%	0.8%	0.8%
% of FP17s Relating to Continuations	2	1,825	0.1%	1.3%	1.2%	1.3%
% of Patients satisfied with the dentistry they have received	6	6	N/A	92.4%	92.8%	92.7%
% of Patients satisfied with the time they had to wait for an appointment	6	6	N/A	88.8%	89.2%	88.8%

* This is based on patients treated on this contract for their most recent course of treatment. Figures in italics indicate the base number of FP17s or Patient Questionnaire responses are less than 100. N/A is shown where the base number of responses is less than 10 during the period. % is calculated as Quantity/Base number*100

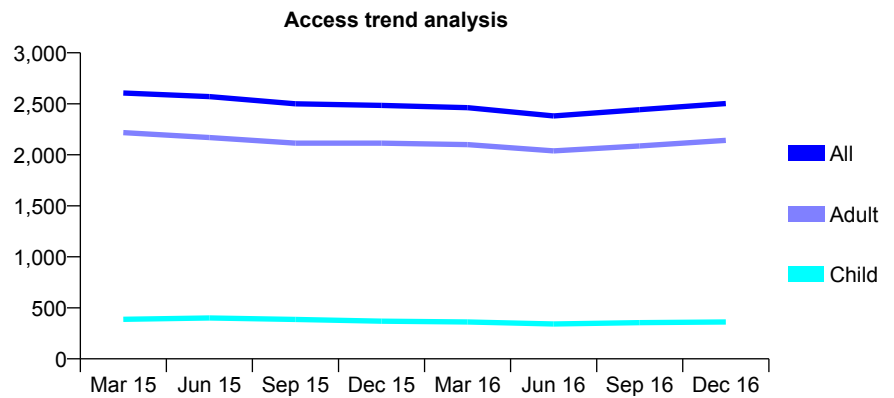
Q59 - Vital Signs At a Glance Contract Report for 774677/0001 - December 2016

Name or company name	Mrs C Patel
Contract type name	GDS Contract
Purpose of contract	General
Contract start date	01/04/2006
Contract end date	

16/17 Contracted general activity (UDA)	7,072
Carry forward general activity (UDA)	164
16/17 Contracted orthodontic activity (UOA)	0
Carry forward orthodontic activity (UOA)	0
Baseline contract value	£125,597.48

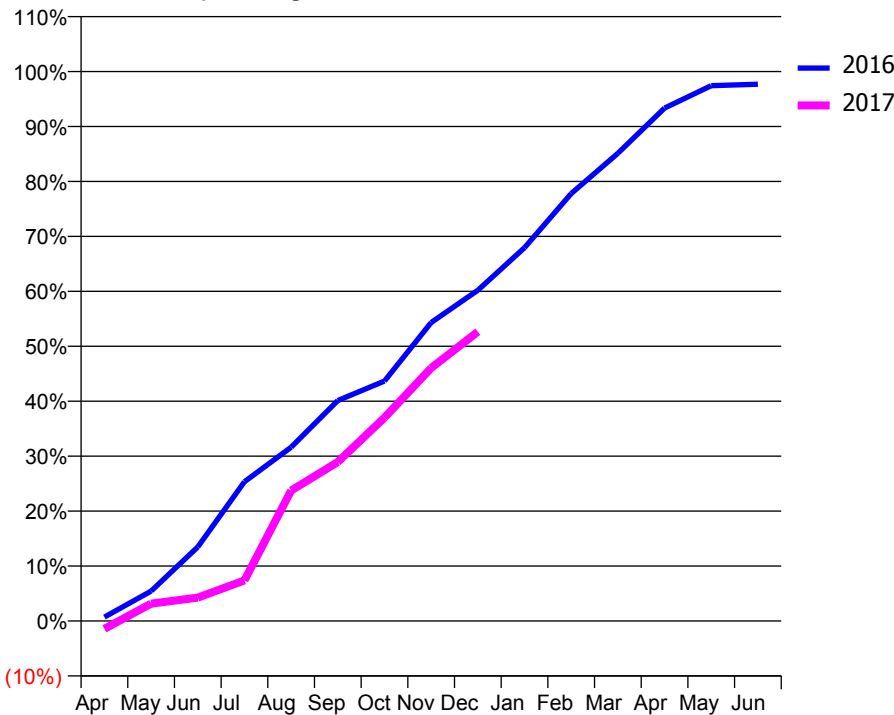
ACCESS*

Patients seen in 24 months	Total	Change since previous quarter
Quarter ending December 2015	2,484	
Quarter ending March 2016	2,462	→
Quarter ending June 2016	2,381	↓
Quarter ending September 2016	2,442	↑
Quarter ending December 2016	2,503	↑
Variance since December 2015	0.8%	→



ACTIVITY

Cumulative percentage of contracted UDA delivered 2016 & 2017



Month	Adjusted Scheduled Activity (UDA)	
	2016	2017
April	51	-102
May	385	225
June	954	301
July	1,793	523
August	2,237	1,680
September	2,838	2,047
October	3,088	2,618
November	3,841	3,256
December	4,257	3,723
January	4,804	
February	5,502	
March	6,019	
April	6,601	
May	6,890	
June	6,908	

QUALITY

	Quantity	Base Number	Contract	AT	Region	England
% of FP17s for the same patient ID Re-attending within 3 months - Children	31	322	9.6%	10.0%	12.1%	12.4%
% of FP17s for the same patient ID Re-attending within 3 months - Adults	181	1,699	10.7%	14.6%	15.9%	16.6%
% of FP17s for the same patient ID Re-attending between 3 & 9 months - Children	105	322	32.6%	60.9%	58.6%	57.5%
% of FP17s for the same patient ID Re-attending between 3 & 9 months - Adults	670	1,699	39.4%	53.4%	51.5%	50.4%
% of FP17s for Band 1 Urgent Courses	216	1,766	12.2%	7.3%	8.0%	9.1%
% of FP17s Relating to Free Repair or Replacements	21	1,766	1.2%	0.8%	0.8%	0.8%
% of FP17s Relating to Continuations	19	1,766	1.1%	1.3%	1.2%	1.3%
% of Patients satisfied with the dentistry they have received	0	0	N/A	92.4%	92.8%	92.7%
% of Patients satisfied with the time they had to wait for an appointment	0	0	N/A	88.8%	89.2%	88.8%

* This is based on patients treated on this contract for their most recent course of treatment. Figures in italics indicate the base number of FP17s or Patient Questionnaire responses are less than 100. N/A is shown where the base number of responses is less than 10 during the period. % is calculated as Quantity/Base number*100

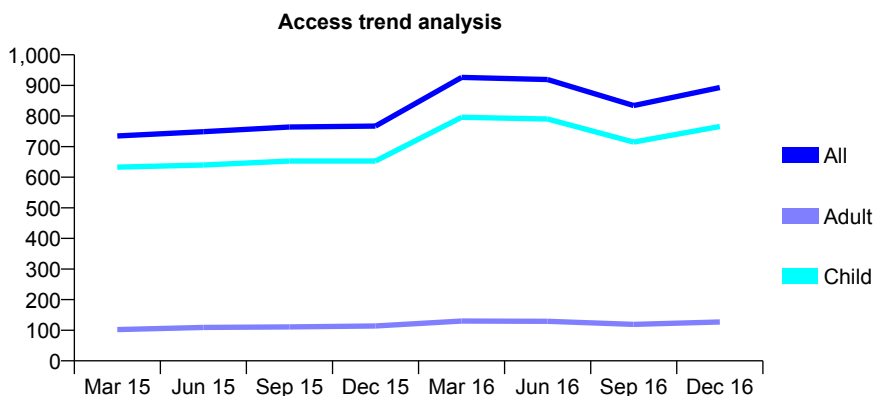
Q59 - Vital Signs At a Glance Contract Report for 787930/0001 - December 2016

Name or company name	MISS G DENTITH
Contract type name	GDS Contract
Purpose of contract	General
Contract start date	02/08/2013
Contract end date	

16/17 Contracted general activity (UDA)	2,400
Carry forward general activity (UDA)	55
16/17 Contracted orthodontic activity (UOA)	0
Carry forward orthodontic activity (UOA)	0
Baseline contract value	£86,843.75

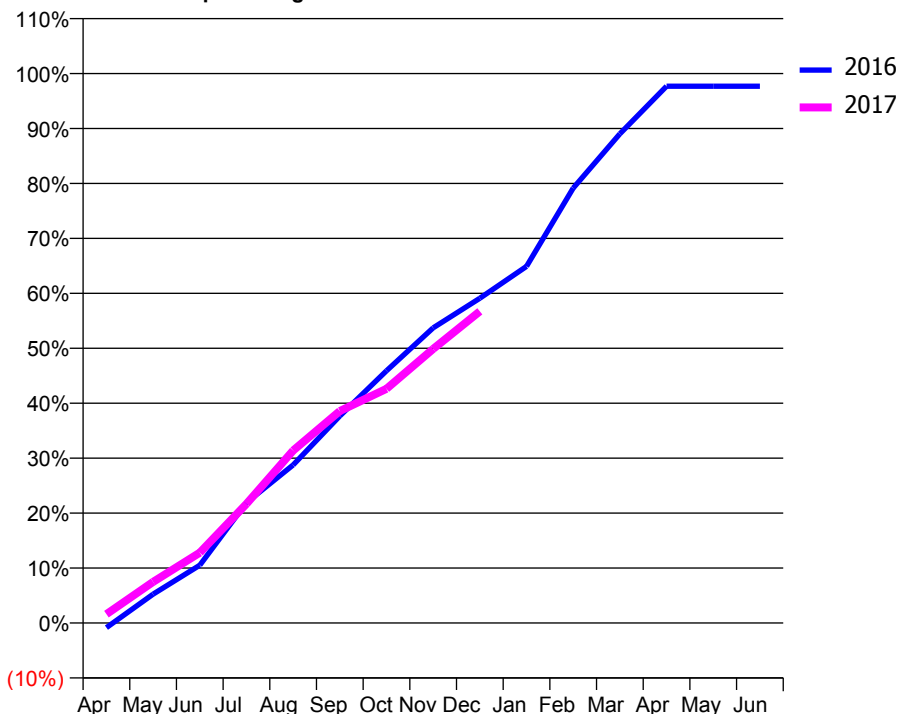
ACCESS*

Patients seen in 24 months	Total	Change since previous quarter
Quarter ending December 2015	767	
Quarter ending March 2016	926	↑
Quarter ending June 2016	919	→
Quarter ending September 2016	834	↓
Quarter ending December 2016	893	↑
Variance since December 2015	16.4%	↑



ACTIVITY

Cumulative percentage of contracted UDA delivered 2016 & 2017



Adjusted Scheduled Activity (UDA)

Month	2016	2017
April	-21	39
May	126	180
June	253	307
July	526	521
August	690	753
September	904	926
October	1,101	1,023
November	1,289	1,197
December	1,418	1,361
January	1,557	
February	1,900	
March	2,136	
April	2,345	
May	2,345	
June	2,345	

QUALITY

	Quantity	Base Number	Contract	AT	Region	England
% of FP17s for the same patient ID Re-attending within 3 months - Children	40	892	4.5%	10.0%	12.1%	12.4%
% of FP17s for the same patient ID Re-attending within 3 months - Adults	3	55	5.5%	14.6%	15.9%	16.6%
% of FP17s for the same patient ID Re-attending between 3 & 9 months - Children	531	892	59.5%	60.9%	58.6%	57.5%
% of FP17s for the same patient ID Re-attending between 3 & 9 months - Adults	36	55	65.5%	53.4%	51.5%	50.4%
% of FP17s for Band 1 Urgent Courses	46	830	5.5%	7.3%	8.0%	9.1%
% of FP17s Relating to Free Repair or Replacements	0	830	0.0%	0.8%	0.8%	0.8%
% of FP17s Relating to Continuations	0	830	0.0%	1.3%	1.2%	1.3%
% of Patients satisfied with the dentistry they have received	0	0	N/A	92.4%	92.8%	92.7%
% of Patients satisfied with the time they had to wait for an appointment	0	0	N/A	88.8%	89.2%	88.8%

* This is based on patients treated on this contract for their most recent course of treatment. Figures in italics indicate the base number of FP17s or Patient Questionnaire responses are less than 100. N/A is shown where the base number of responses is less than 10 during the period. % is calculated as Quantity/Base number*100

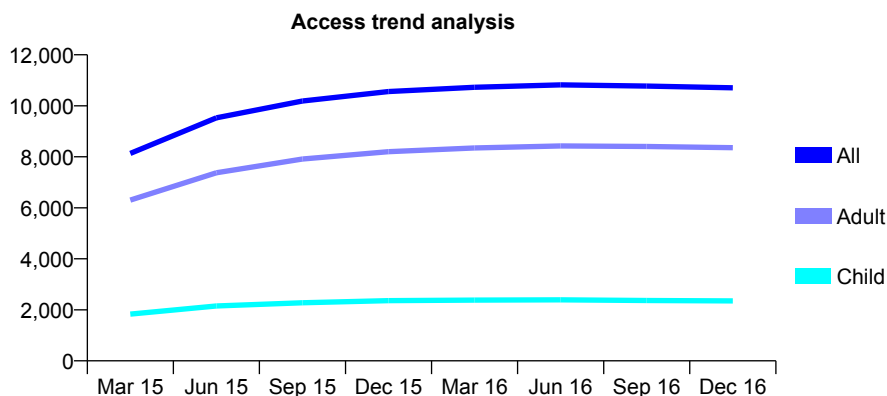
Q59 - Vital Signs At a Glance Contract Report for 796964/0002 - December 2016

Name or company name	MR A SMITH
Contract type name	GDS Contract
Purpose of contract	General and Orthodontic
Contract start date	01/08/2014
Contract end date	

16/17 Contracted general activity (UDA)	33,500
Carry forward general activity (UDA)	-481
16/17 Contracted orthodontic activity (UOA)	707
Carry forward orthodontic activity (UOA)	0
Baseline contract value	£934,794.16

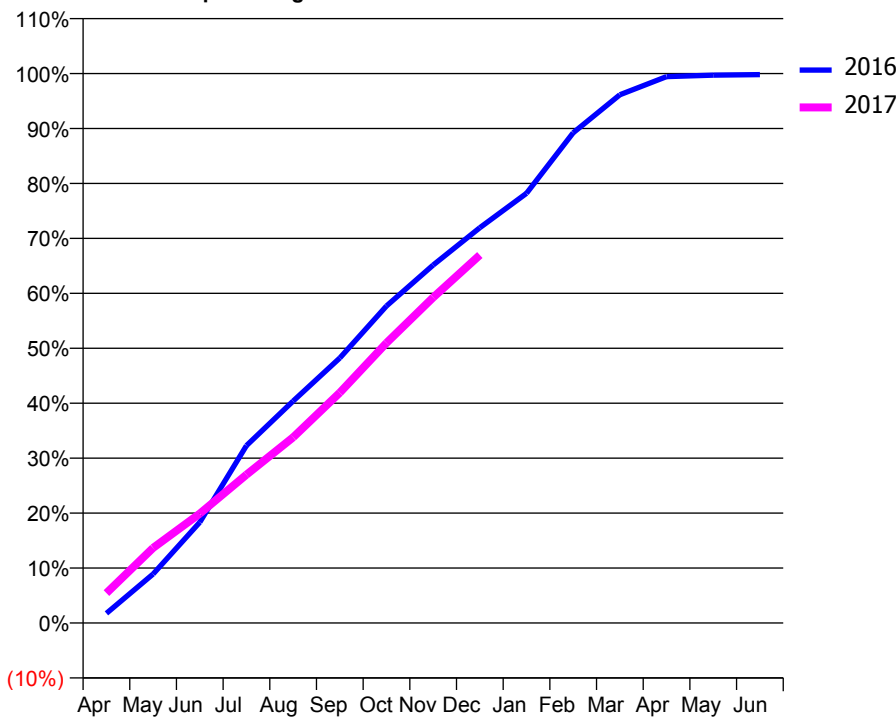
ACCESS*

Patients seen in 24 months	Total	Change since previous quarter
Quarter ending December 2015	10,560	
Quarter ending March 2016	10,729	→
Quarter ending June 2016	10,820	→
Quarter ending September 2016	10,773	→
Quarter ending December 2016	10,706	→
Variance since December 2015	1.4%	→



ACTIVITY

Cumulative percentage of contracted UDA delivered 2016 & 2017



Month	Adjusted Scheduled Activity (UDA)	
	2016	2017
April	588	1,821
May	2,987	4,582
June	6,141	6,668
July	10,820	9,043
August	13,530	11,317
September	16,155	14,042
October	19,327	17,075
November	21,823	19,850
December	24,098	22,436
January	26,195	
February	29,887	
March	32,206	
April	33,314	
May	33,403	
June	33,432	

QUALITY

	Quantity	Base Number	Contract	AT	Region	England
% of FP17s for the same patient ID Re-attending within 3 months - Children	197	2,798	7.0%	10.0%	12.1%	12.4%
% of FP17s for the same patient ID Re-attending within 3 months - Adults	1,535	9,909	15.5%	14.6%	15.9%	16.6%
% of FP17s for the same patient ID Re-attending between 3 & 9 months - Children	1,799	2,798	64.3%	60.9%	58.6%	57.5%
% of FP17s for the same patient ID Re-attending between 3 & 9 months - Adults	6,279	9,909	63.4%	53.4%	51.5%	50.4%
% of FP17s for Band 1 Urgent Courses	711	12,025	5.9%	7.3%	8.0%	9.1%
% of FP17s Relating to Free Repair or Replacements	369	12,025	3.1%	0.8%	0.8%	0.8%
% of FP17s Relating to Continuations	233	12,025	1.9%	1.3%	1.2%	1.3%
% of Patients satisfied with the dentistry they have received	20	21	95.2%	92.4%	92.8%	92.7%
% of Patients satisfied with the time they had to wait for an appointment	18	21	85.7%	88.8%	89.2%	88.8%

* This is based on patients treated on this contract for their most recent course of treatment. Figures in italics indicate the base number of FP17s or Patient Questionnaire responses are less than 100. N/A is shown where the base number of responses is less than 10 during the period. % is calculated as Quantity/Base number*100

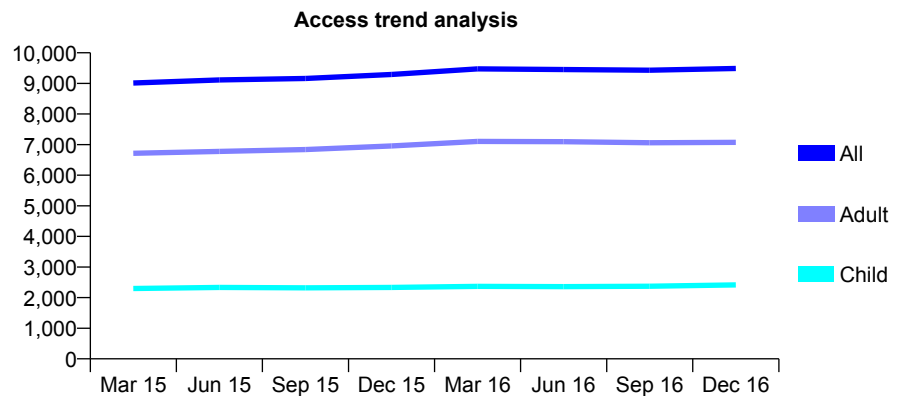
Q59 - Vital Signs At a Glance Contract Report for 810886/0001 - December 2016

Name or company name	MR JF WANSTALL
Contract type name	GDS Contract
Purpose of contract	General
Contract start date	01/04/2006
Contract end date	

16/17 Contracted general activity (UDA)	25,717
Carry forward general activity (UDA)	-3
16/17 Contracted orthodontic activity (UOA)	0
Carry forward orthodontic activity (UOA)	0
Baseline contract value	£556,865.83

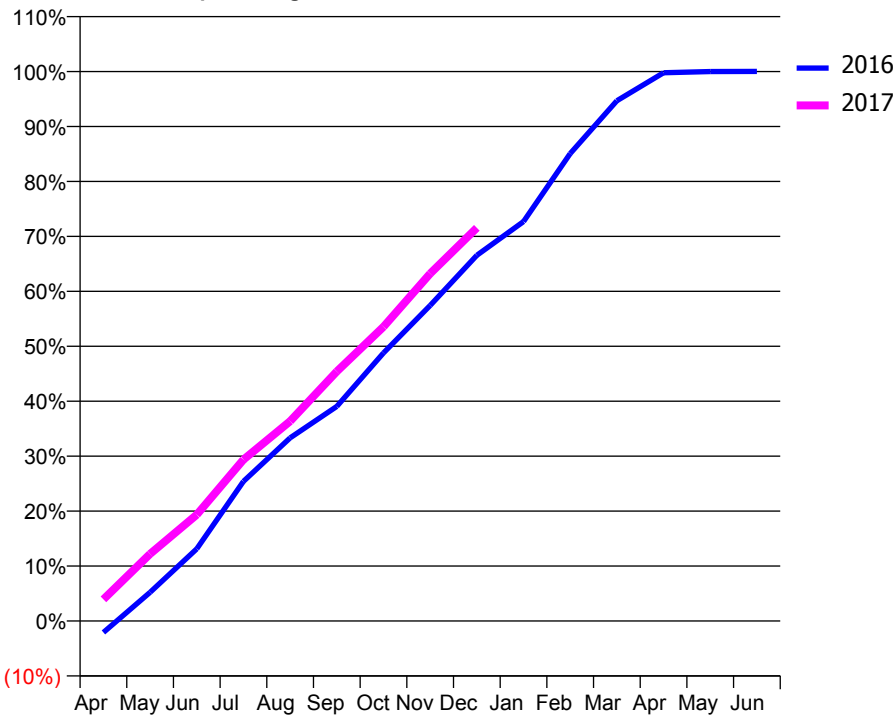
ACCESS*

Patients seen in 24 months	Total	Change since previous quarter
Quarter ending December 2015	9,292	
Quarter ending March 2016	9,475	→
Quarter ending June 2016	9,454	→
Quarter ending September 2016	9,432	→
Quarter ending December 2016	9,489	→
Variance since December 2015	2.1%	↑



ACTIVITY

Cumulative percentage of contracted UDA delivered 2016 & 2017



Month	Adjusted Scheduled Activity (UDA)	
	2016	2017
April	-539	1,013
May	1,344	3,142
June	3,377	4,976
July	6,539	7,554
August	8,571	9,354
September	10,044	11,680
October	12,549	13,770
November	14,771	16,261
December	17,116	18,400
January	18,693	
February	21,877	
March	24,346	
April	25,657	
May	25,715	
June	25,720	

QUALITY

	Quantity	Base Number	Contract	AT	Region	England
% of FP17s for the same patient ID Re-attending within 3 months - Children	174	2,874	6.1%	10.0%	12.1%	12.4%
% of FP17s for the same patient ID Re-attending within 3 months - Adults	1,097	8,111	13.5%	14.6%	15.9%	16.6%
% of FP17s for the same patient ID Re-attending between 3 & 9 months - Children	1,879	2,874	65.4%	60.9%	58.6%	57.5%
% of FP17s for the same patient ID Re-attending between 3 & 9 months - Adults	5,059	8,111	62.4%	53.4%	51.5%	50.4%
% of FP17s for Band 1 Urgent Courses	621	9,855	6.3%	7.3%	8.0%	9.1%
% of FP17s Relating to Free Repair or Replacements	76	9,855	0.8%	0.8%	0.8%	0.8%
% of FP17s Relating to Continuations	120	9,855	1.2%	1.3%	1.2%	1.3%
% of Patients satisfied with the dentistry they have received	23	25	92.0%	92.4%	92.8%	92.7%
% of Patients satisfied with the time they had to wait for an appointment	23	25	92.0%	88.8%	89.2%	88.8%

* This is based on patients treated on this contract for their most recent course of treatment. Figures in italics indicate the base number of FP17s or Patient Questionnaire responses are less than 100. N/A is shown where the base number of responses is less than 10 during the period. % is calculated as Quantity/Base number*100

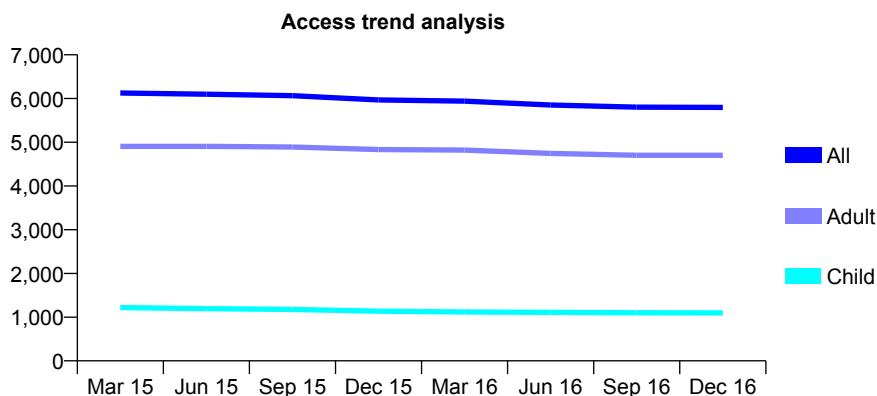
Q59 - Vital Signs At a Glance Contract Report for 812692/0001 - December 2016

Name or company name	MR RD KIDY
Contract type name	GDS Contract
Purpose of contract	General and Orthodontic
Contract start date	01/04/2006
Contract end date	

16/17 Contracted general activity (UDA)	18,737
Carry forward general activity (UDA)	0
16/17 Contracted orthodontic activity (UOA)	467
Carry forward orthodontic activity (UOA)	12
Baseline contract value	£409,736.77

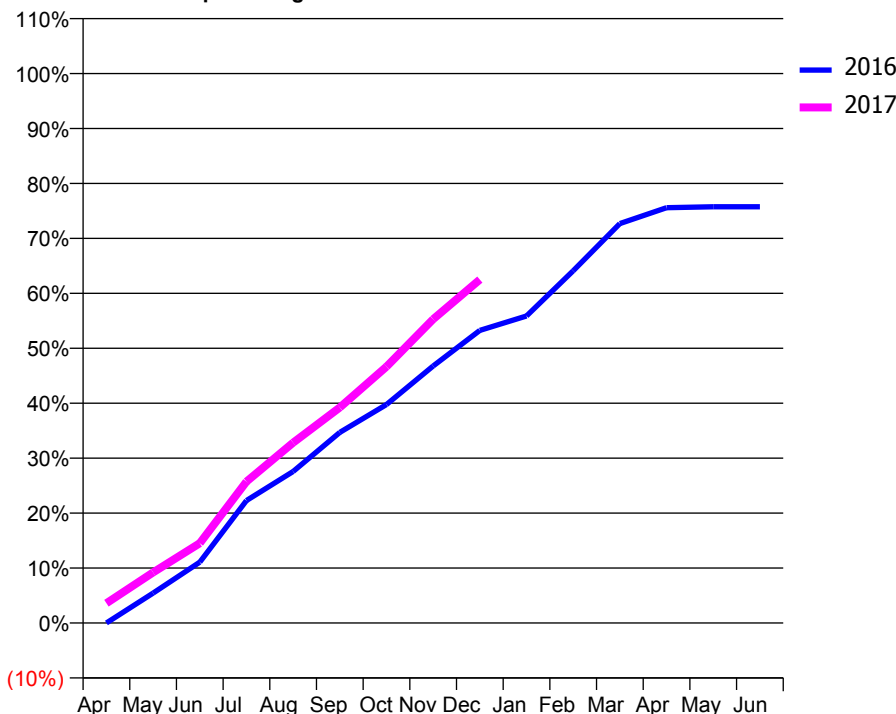
ACCESS*

Patients seen in 24 months	Total	Change since previous quarter
Quarter ending December 2015	5,969	
Quarter ending March 2016	5,939	→
Quarter ending June 2016	5,852	↓
Quarter ending September 2016	5,803	→
Quarter ending December 2016	5,798	→
Variance since December 2015	(2.9%)	↓



ACTIVITY

Cumulative percentage of contracted UDA delivered 2016 & 2017



Adjusted Scheduled Activity (UDA)

Month	2016	2017
April	0	676
May	1,020	1,726
June	2,077	2,723
July	4,178	4,824
August	5,168	6,148
September	6,501	7,352
October	7,451	8,742
November	8,766	10,360
December	9,979	11,712
January	10,469	
February	12,009	
March	13,619	
April	14,163	
May	14,191	
June	14,193	

QUALITY

	Quantity	Base Number	Contract	AT	Region	England
% of FP17s for the same patient ID Re-attending within 3 months - Children	110	1,333	8.3%	10.0%	12.1%	12.4%
% of FP17s for the same patient ID Re-attending within 3 months - Adults	658	5,457	12.1%	14.6%	15.9%	16.6%
% of FP17s for the same patient ID Re-attending between 3 & 9 months - Children	698	1,333	52.4%	60.9%	58.6%	57.5%
% of FP17s for the same patient ID Re-attending between 3 & 9 months - Adults	2,869	5,457	52.6%	53.4%	51.5%	50.4%
% of FP17s for Band 1 Urgent Courses	383	6,432	6.0%	7.3%	8.0%	9.1%
% of FP17s Relating to Free Repair or Replacements	72	6,432	1.1%	0.8%	0.8%	0.8%
% of FP17s Relating to Continuations	32	6,432	0.5%	1.3%	1.2%	1.3%
% of Patients satisfied with the dentistry they have received	10	11	90.9%	92.4%	92.8%	92.7%
% of Patients satisfied with the time they had to wait for an appointment	8	11	72.7%	88.8%	89.2%	88.8%

* This is based on patients treated on this contract for their most recent course of treatment. Figures in italics indicate the base number of FP17s or Patient Questionnaire responses are less than 100. N/A is shown where the base number of responses is less than 10 during the period. % is calculated as Quantity/Base number*100

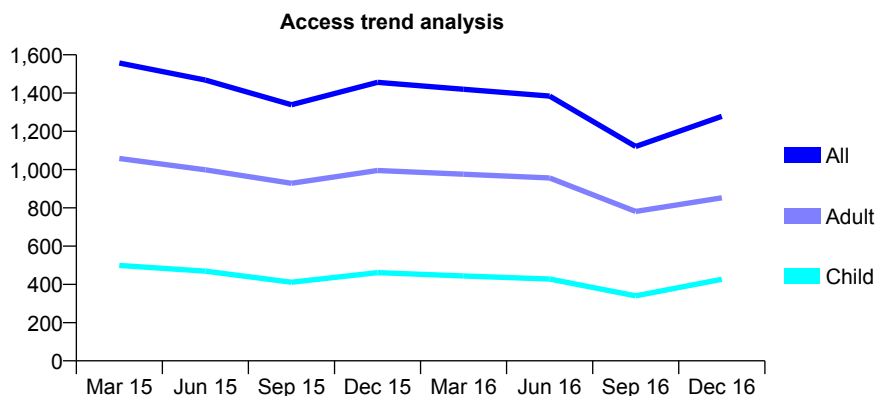
Q59 - Vital Signs At a Glance Contract Report for 812811/0001 - December 2016

Name or company name	MRS S KAUR
Contract type name	GDS Contract
Purpose of contract	General
Contract start date	01/04/2006
Contract end date	

16/17 Contracted general activity (UDA)	3,788
Carry forward general activity (UDA)	10
16/17 Contracted orthodontic activity (UOA)	0
Carry forward orthodontic activity (UOA)	0
Baseline contract value	£91,519.86

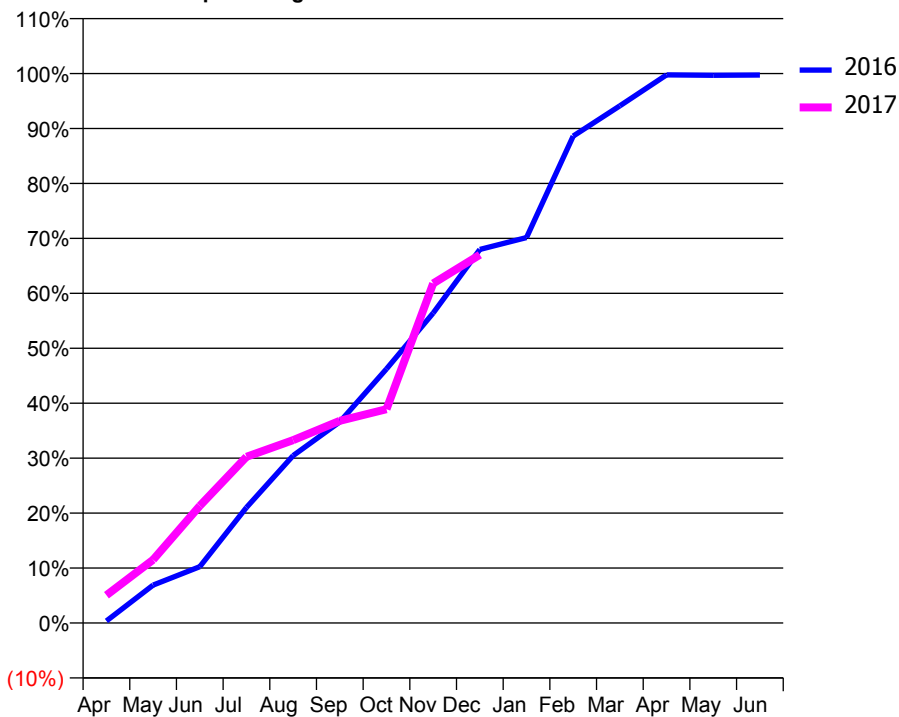
ACCESS*

Patients seen in 24 months	Total	Change since previous quarter
Quarter ending December 2015	1,456	
Quarter ending March 2016	1,420	↓
Quarter ending June 2016	1,384	↓
Quarter ending September 2016	1,121	↓
Quarter ending December 2016	1,278	↑
Variance since December 2015	(12.2%)	↓



ACTIVITY

Cumulative percentage of contracted UDA delivered 2016 & 2017



Month	Adjusted Scheduled Activity (UDA)	
	2016	2017
April	15	192
May	261	436
June	388	808
July	797	1,146
August	1,154	1,260
September	1,387	1,394
October	1,751	1,474
November	2,137	2,340
December	2,575	2,539
January	2,657	
February	3,357	
March	3,566	
April	3,779	
May	3,776	
June	3,778	

QUALITY

	Quantity	Base Number	Contract	AT	Region	England
% of FP17s for the same patient ID Re-attending within 3 months - Children	14	417	3.4%	10.0%	12.1%	12.4%
% of FP17s for the same patient ID Re-attending within 3 months - Adults	41	680	6.0%	14.6%	15.9%	16.6%
% of FP17s for the same patient ID Re-attending between 3 & 9 months - Children	156	417	37.4%	60.9%	58.6%	57.5%
% of FP17s for the same patient ID Re-attending between 3 & 9 months - Adults	173	680	25.4%	53.4%	51.5%	50.4%
% of FP17s for Band 1 Urgent Courses	93	1,008	9.2%	7.3%	8.0%	9.1%
% of FP17s Relating to Free Repair or Replacements	6	1,008	0.6%	0.8%	0.8%	0.8%
% of FP17s Relating to Continuations	6	1,008	0.6%	1.3%	1.2%	1.3%
% of Patients satisfied with the dentistry they have received	1	1	N/A	92.4%	92.8%	92.7%
% of Patients satisfied with the time they had to wait for an appointment	1	1	N/A	88.8%	89.2%	88.8%

* This is based on patients treated on this contract for their most recent course of treatment. Figures in italics indicate the base number of FP17s or Patient Questionnaire responses are less than 100. N/A is shown where the base number of responses is less than 10 during the period. % is calculated as Quantity/Base number*100

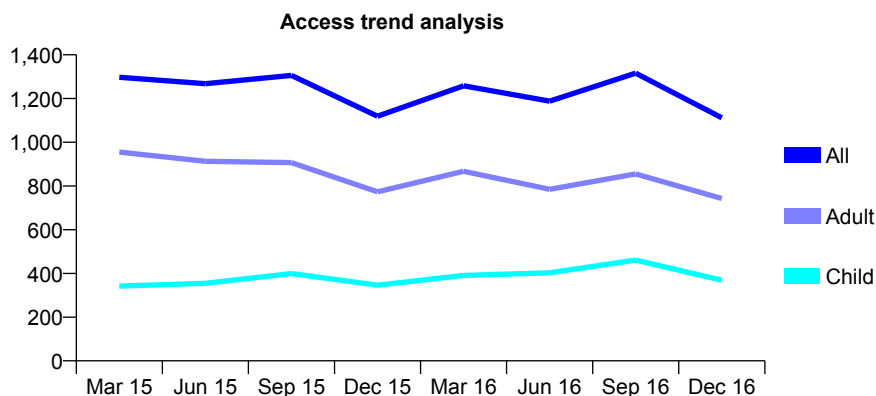
Q59 - Vital Signs At a Glance Contract Report for 812811/0004 - December 2016

Name or company name	MRS S KAUR
Contract type name	PDS Plus Contract
Purpose of contract	General
Contract start date	16/06/2010
Contract end date	28/02/2017

16/17 Contracted general activity (UDA)	3,438
Carry forward general activity (UDA)	-1
16/17 Contracted orthodontic activity (UOA)	0
Carry forward orthodontic activity (UOA)	0
Baseline contract value	£44,722.53

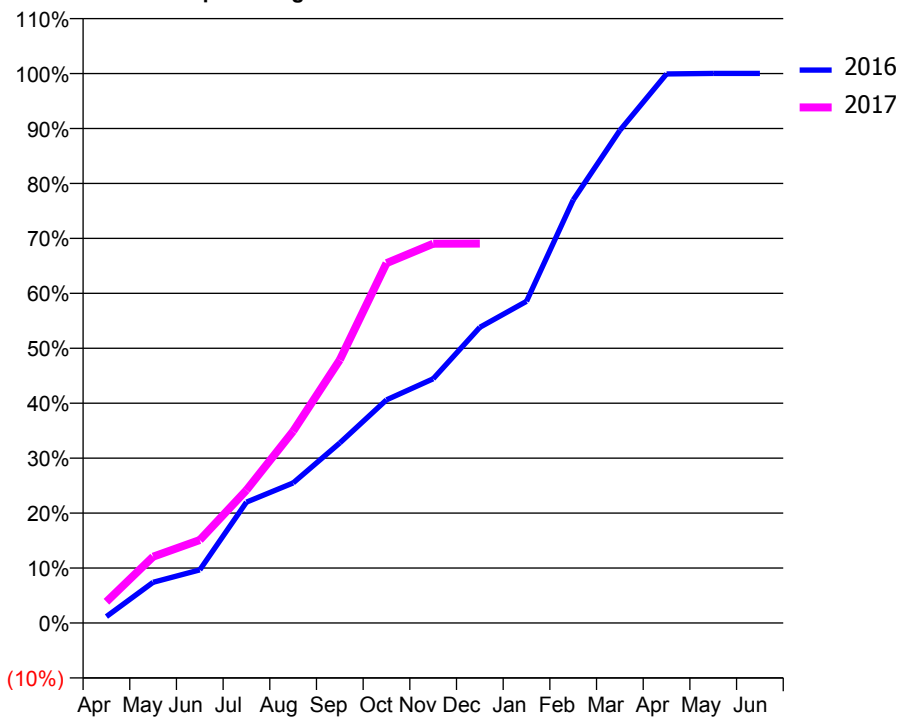
ACCESS*

Patients seen in 24 months	Total	Change since previous quarter
Quarter ending December 2015	1,119	
Quarter ending March 2016	1,258	↑
Quarter ending June 2016	1,188	↓
Quarter ending September 2016	1,316	↑
Quarter ending December 2016	1,112	↓
Variance since December 2015	(0.6%)	→



ACTIVITY

Cumulative percentage of contracted UDA delivered 2016 & 2017



Month	Adjusted Scheduled Activity (UDA)	
	2016	2017
April	44	133
May	278	415
June	362	519
July	825	831
August	956	1,200
September	1,229	1,647
October	1,523	2,252
November	1,667	2,373
December	2,018	2,374
January	2,196	
February	2,887	
March	3,362	
April	3,747	
May	3,751	
June	3,751	

QUALITY

	Quantity	Base Number	Contract	AT	Region	England
% of FP17s for the same patient ID Re-attending within 3 months - Children	18	436	4.1%	10.0%	12.1%	12.4%
% of FP17s for the same patient ID Re-attending within 3 months - Adults	81	716	11.3%	14.6%	15.9%	16.6%
% of FP17s for the same patient ID Re-attending between 3 & 9 months - Children	150	436	34.4%	60.9%	58.6%	57.5%
% of FP17s for the same patient ID Re-attending between 3 & 9 months - Adults	150	716	20.9%	53.4%	51.5%	50.4%
% of FP17s for Band 1 Urgent Courses	112	1,016	11.0%	7.3%	8.0%	9.1%
% of FP17s Relating to Free Repair or Replacements	4	1,016	0.4%	0.8%	0.8%	0.8%
% of FP17s Relating to Continuations	7	1,016	0.7%	1.3%	1.2%	1.3%
% of Patients satisfied with the dentistry they have received	10	11	90.9%	92.4%	92.8%	92.7%
% of Patients satisfied with the time they had to wait for an appointment	10	11	90.9%	88.8%	89.2%	88.8%

* This is based on patients treated on this contract for their most recent course of treatment. Figures in italics indicate the base number of FP17s or Patient Questionnaire responses are less than 100. N/A is shown where the base number of responses is less than 10 during the period. % is calculated as Quantity/Base number*100

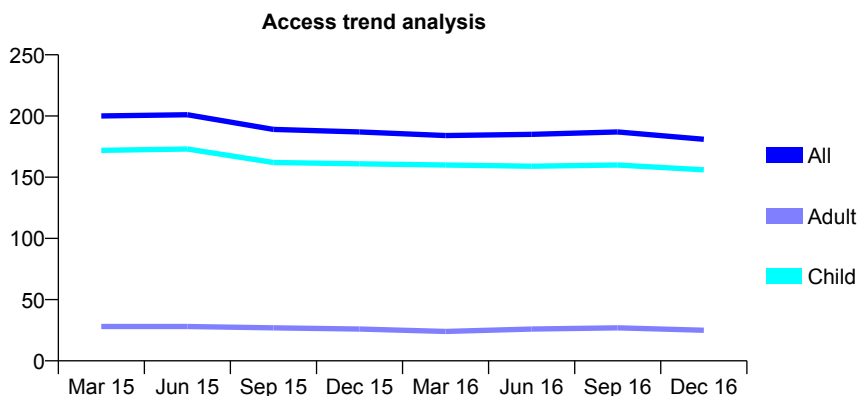
Q59 - Vital Signs At a Glance Contract Report for 813907/0001 - December 2016

Name or company name	MR PJ BOTTOM
Contract type name	GDS Contract
Purpose of contract	General
Contract start date	01/04/2006
Contract end date	

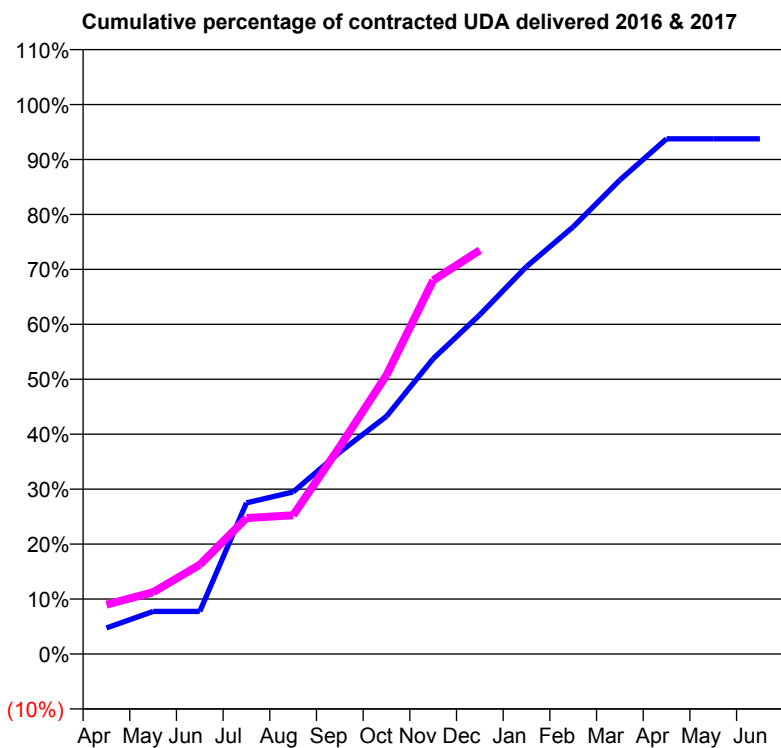
16/17 Contracted general activity (UDA)	400
Carry forward general activity (UDA)	0
16/17 Contracted orthodontic activity (UOA)	0
Carry forward orthodontic activity (UOA)	0
Baseline contract value	£9,043.92

ACCESS*

Patients seen in 24 months	Total	Change since previous quarter
Quarter ending December 2015	187	
Quarter ending March 2016	184	↓
Quarter ending June 2016	185	→
Quarter ending September 2016	187	→
Quarter ending December 2016	181	↓
Variance since December 2015	(3.2%)	↓



ACTIVITY



Month	Adjusted Scheduled Activity (UDA)	
	2016	2017
April	19	36
May	31	45
June	31	65
July	110	99
August	118	101
September	147	151
October	173	203
November	215	272
December	247	294
January	282	
February	311	
March	345	
April	375	
May	375	
June	375	

QUALITY

	Quantity	Base Number	Contract	AT	Region	England
% of FP17s for the same patient ID Re-attending within 3 months - Children	6	210	2.9%	10.0%	12.1%	12.4%
% of FP17s for the same patient ID Re-attending within 3 months - Adults	0	0	N/A	14.6%	15.9%	16.6%
% of FP17s for the same patient ID Re-attending between 3 & 9 months - Children	149	210	71.0%	60.9%	58.6%	57.5%
% of FP17s for the same patient ID Re-attending between 3 & 9 months - Adults	0	0	N/A	53.4%	51.5%	50.4%
% of FP17s for Band 1 Urgent Courses	0	188	0.0%	7.3%	8.0%	9.1%
% of FP17s Relating to Free Repair or Replacements	0	188	0.0%	0.8%	0.8%	0.8%
% of FP17s Relating to Continuations	0	188	0.0%	1.3%	1.2%	1.3%
% of Patients satisfied with the dentistry they have received	0	0	N/A	92.4%	92.8%	92.7%
% of Patients satisfied with the time they had to wait for an appointment	0	0	N/A	88.8%	89.2%	88.8%

* This is based on patients treated on this contract for their most recent course of treatment. Figures in italics indicate the base number of FP17s or Patient Questionnaire responses are less than 100. N/A is shown where the base number of responses is less than 10 during the period. % is calculated as Quantity/Base number*100

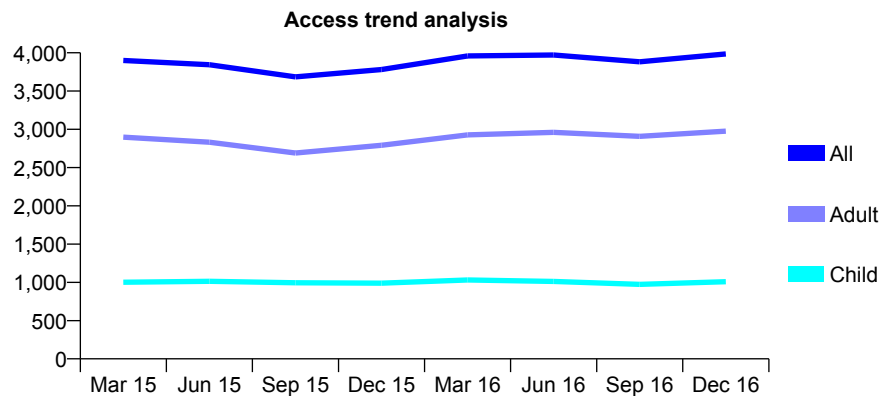
Q59 - Vital Signs At a Glance Contract Report for 818909/0004 - December 2016

Name or company name	MR P PATEL
Contract type name	GDS Contract
Purpose of contract	General
Contract start date	01/06/2009
Contract end date	

16/17 Contracted general activity (UDA)	13,397
Carry forward general activity (UDA)	-278
16/17 Contracted orthodontic activity (UOA)	0
Carry forward orthodontic activity (UOA)	0
Baseline contract value	£384,871.39

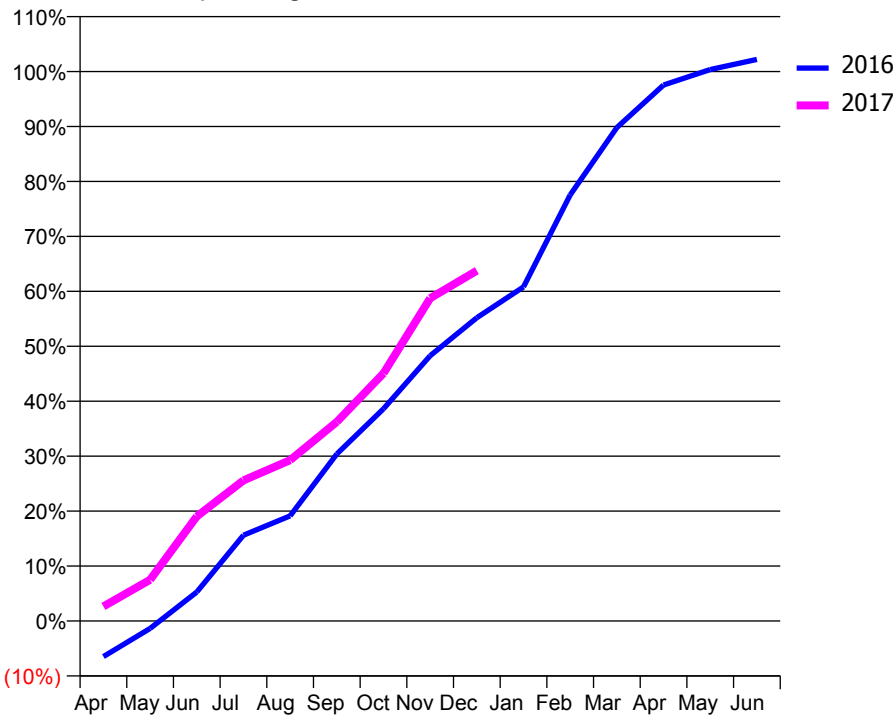
ACCESS*

Patients seen in 24 months	Total	Change since previous quarter
Quarter ending December 2015	3,781	
Quarter ending March 2016	3,959	↑
Quarter ending June 2016	3,971	→
Quarter ending September 2016	3,882	↓
Quarter ending December 2016	3,985	↑
Variance since December 2015	5.4%	↑



ACTIVITY

Cumulative percentage of contracted UDA delivered 2016 & 2017



Month	Adjusted Scheduled Activity (UDA)	
	2016	2017
April	-901	357
May	-192	1,005
June	734	2,549
July	2,169	3,428
August	2,660	3,923
September	4,225	4,856
October	5,367	6,039
November	6,708	7,870
December	7,671	8,542
January	8,448	
February	10,775	
March	12,479	
April	13,554	
May	13,945	
June	14,203	

QUALITY

	Quantity	Base Number	Contract	AT	Region	England
% of FP17s for the same patient ID Re-attending within 3 months - Children	45	813	5.5%	10.0%	12.1%	12.4%
% of FP17s for the same patient ID Re-attending within 3 months - Adults	397	2,473	16.1%	14.6%	15.9%	16.6%
% of FP17s for the same patient ID Re-attending between 3 & 9 months - Children	378	813	46.5%	60.9%	58.6%	57.5%
% of FP17s for the same patient ID Re-attending between 3 & 9 months - Adults	990	2,473	40.0%	53.4%	51.5%	50.4%
% of FP17s for Band 1 Urgent Courses	439	2,864	15.3%	7.3%	8.0%	9.1%
% of FP17s Relating to Free Repair or Replacements	1	2,864	0.0%	0.8%	0.8%	0.8%
% of FP17s Relating to Continuations	0	2,864	0.0%	1.3%	1.2%	1.3%
% of Patients satisfied with the dentistry they have received	2	3	N/A	92.4%	92.8%	92.7%
% of Patients satisfied with the time they had to wait for an appointment	2	3	N/A	88.8%	89.2%	88.8%

* This is based on patients treated on this contract for their most recent course of treatment. Figures in italics indicate the base number of FP17s or Patient Questionnaire responses are less than 100. N/A is shown where the base number of responses is less than 10 during the period. % is calculated as Quantity/Base number*100

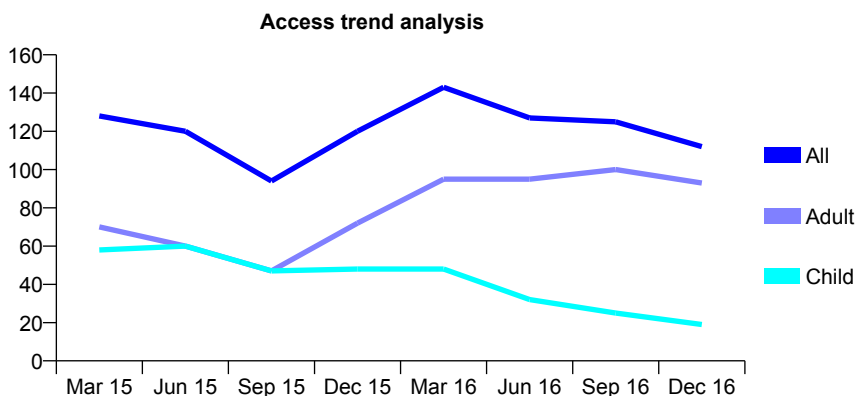
Q59 - Vital Signs At a Glance Contract Report for 818909/0006 - December 2016

Name or company name	MR P PATEL
Contract type name	GDS Contract
Purpose of contract	General
Contract start date	02/06/2009
Contract end date	

16/17 Contracted general activity (UDA)	302
Carry forward general activity (UDA)	0
16/17 Contracted orthodontic activity (UOA)	0
Carry forward orthodontic activity (UOA)	0
Baseline contract value	£8,800.14

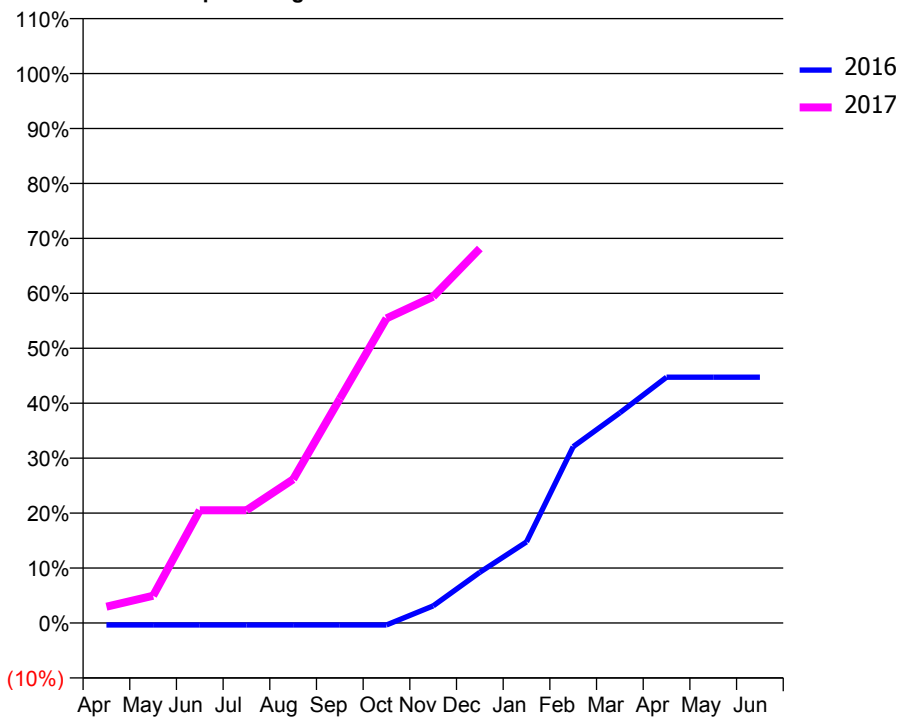
ACCESS*

Patients seen in 24 months	Total	Change since previous quarter
Quarter ending December 2015	120	
Quarter ending March 2016	143	↑
Quarter ending June 2016	127	↓
Quarter ending September 2016	125	↓
Quarter ending December 2016	112	↓
Variance since December 2015	(6.7%)	↓



ACTIVITY

Cumulative percentage of contracted UDA delivered 2016 & 2017



Month	Adjusted Scheduled Activity (UDA)	
	2016	2017
April	-3	9
May	-3	15
June	-3	62
July	-3	62
August	-3	79
September	-3	123
October	-3	167
November	25	179
December	74	206
January	118	
February	257	
March	307	
April	359	
May	359	
June	359	

QUALITY

	Quantity	Base Number	Contract	AT	Region	England
% of FP17s for the same patient ID Re-attending within 3 months - Children	0	4	0.0%	10.0%	12.1%	12.4%
% of FP17s for the same patient ID Re-attending within 3 months - Adults	8	69	11.6%	14.6%	15.9%	16.6%
% of FP17s for the same patient ID Re-attending between 3 & 9 months - Children	3	4	75.0%	60.9%	58.6%	57.5%
% of FP17s for the same patient ID Re-attending between 3 & 9 months - Adults	19	69	27.5%	53.4%	51.5%	50.4%
% of FP17s for Band 1 Urgent Courses	4	64	6.3%	7.3%	8.0%	9.1%
% of FP17s Relating to Free Repair or Replacements	0	64	0.0%	0.8%	0.8%	0.8%
% of FP17s Relating to Continuations	0	64	0.0%	1.3%	1.2%	1.3%
% of Patients satisfied with the dentistry they have received	0	0	N/A	92.4%	92.8%	92.7%
% of Patients satisfied with the time they had to wait for an appointment	0	0	N/A	88.8%	89.2%	88.8%

* This is based on patients treated on this contract for their most recent course of treatment. Figures in italics indicate the base number of FP17s or Patient Questionnaire responses are less than 100. N/A is shown where the base number of responses is less than 10 during the period. % is calculated as Quantity/Base number*100

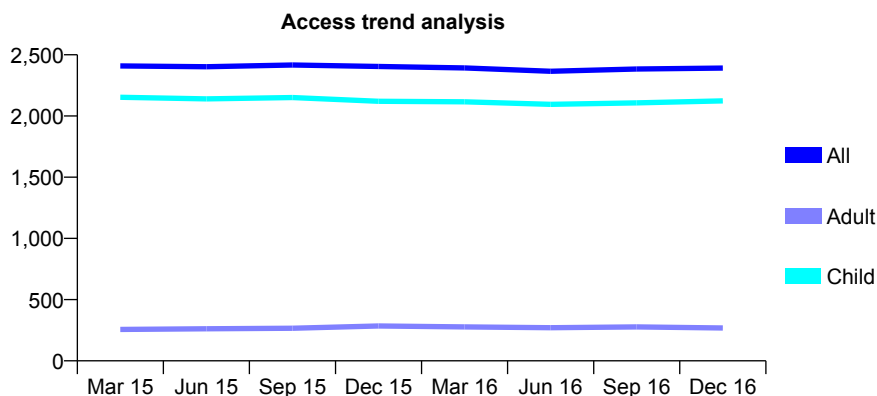
Q59 - Vital Signs At a Glance Contract Report for 820873/0001 - December 2016

Name or company name	MR ST KACZMARCZYK
Contract type name	GDS Contract
Purpose of contract	General
Contract start date	01/04/2006
Contract end date	

16/17 Contracted general activity (UDA)	5,000
Carry forward general activity (UDA)	0
16/17 Contracted orthodontic activity (UOA)	0
Carry forward orthodontic activity (UOA)	0
Baseline contract value	£103,091.23

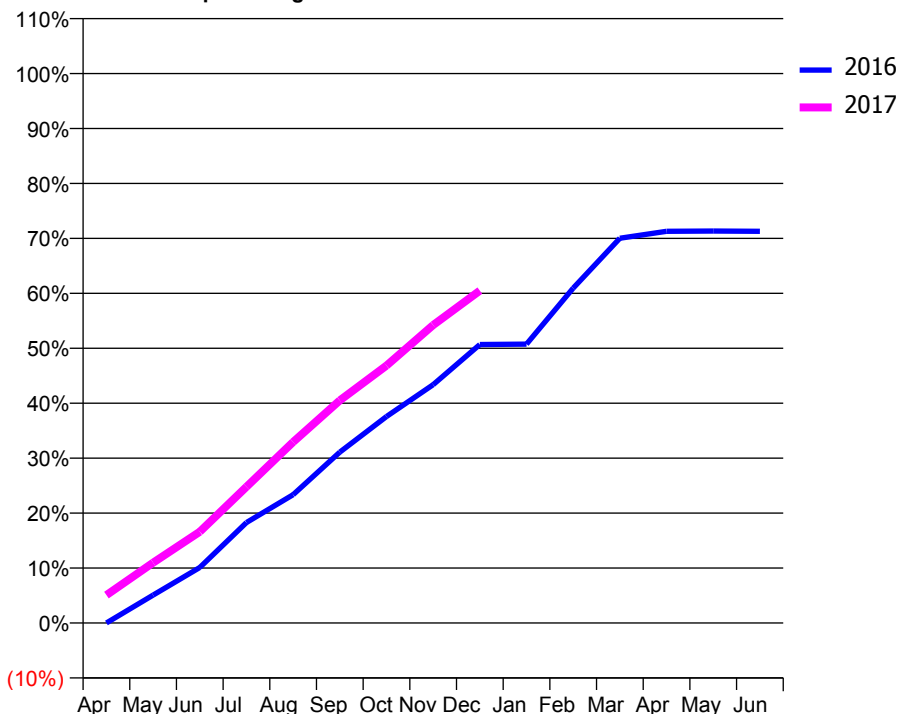
ACCESS*

Patients seen in 24 months	Total	Change since previous quarter
Quarter ending December 2015	2,405	
Quarter ending March 2016	2,393	→
Quarter ending June 2016	2,366	↓
Quarter ending September 2016	2,384	→
Quarter ending December 2016	2,392	→
Variance since December 2015	(0.5%)	→



ACTIVITY

Cumulative percentage of contracted UDA delivered 2016 & 2017



Month	Adjusted Scheduled Activity (UDA)	
	2016	2017
April	0	254
May	305	549
June	606	831
July	1,097	1,239
August	1,402	1,647
September	1,865	2,026
October	2,255	2,343
November	2,602	2,712
December	3,042	3,024
January	3,046	
February	3,657	
March	4,201	
April	4,278	
May	4,280	
June	4,278	

QUALITY

	Quantity	Base Number	Contract	AT	Region	England
% of FP17s for the same patient ID Re-attending within 3 months - Children	116	2,527	4.6%	10.0%	12.1%	12.4%
% of FP17s for the same patient ID Re-attending within 3 months - Adults	0	0	N/A	14.6%	15.9%	16.6%
% of FP17s for the same patient ID Re-attending between 3 & 9 months - Children	1,744	2,527	69.0%	60.9%	58.6%	57.5%
% of FP17s for the same patient ID Re-attending between 3 & 9 months - Adults	0	0	N/A	53.4%	51.5%	50.4%
% of FP17s for Band 1 Urgent Courses	77	2,465	3.1%	7.3%	8.0%	9.1%
% of FP17s Relating to Free Repair or Replacements	0	2,465	0.0%	0.8%	0.8%	0.8%
% of FP17s Relating to Continuations	0	2,465	0.0%	1.3%	1.2%	1.3%
% of Patients satisfied with the dentistry they have received	3	3	N/A	92.4%	92.8%	92.7%
% of Patients satisfied with the time they had to wait for an appointment	3	3	N/A	88.8%	89.2%	88.8%

* This is based on patients treated on this contract for their most recent course of treatment. Figures in italics indicate the base number of FP17s or Patient Questionnaire responses are less than 100. N/A is shown where the base number of responses is less than 10 during the period. % is calculated as Quantity/Base number*100

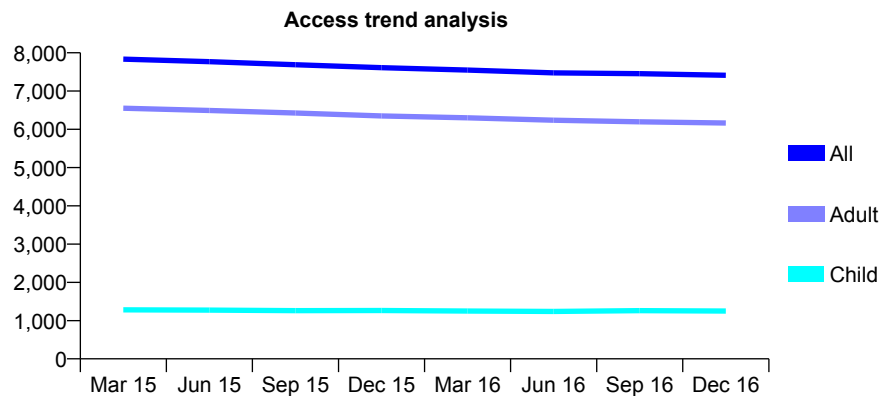
Q59 - Vital Signs At a Glance Contract Report for 840386/0002 - December 2016

Name or company name	MR AW GEMMELL
Contract type name	GDS Contract
Purpose of contract	General and Orthodontic
Contract start date	01/08/2009
Contract end date	

16/17 Contracted general activity (UDA)	21,500
Carry forward general activity (UDA)	0
16/17 Contracted orthodontic activity (UOA)	660
Carry forward orthodontic activity (UOA)	62
Baseline contract value	£517,676.99

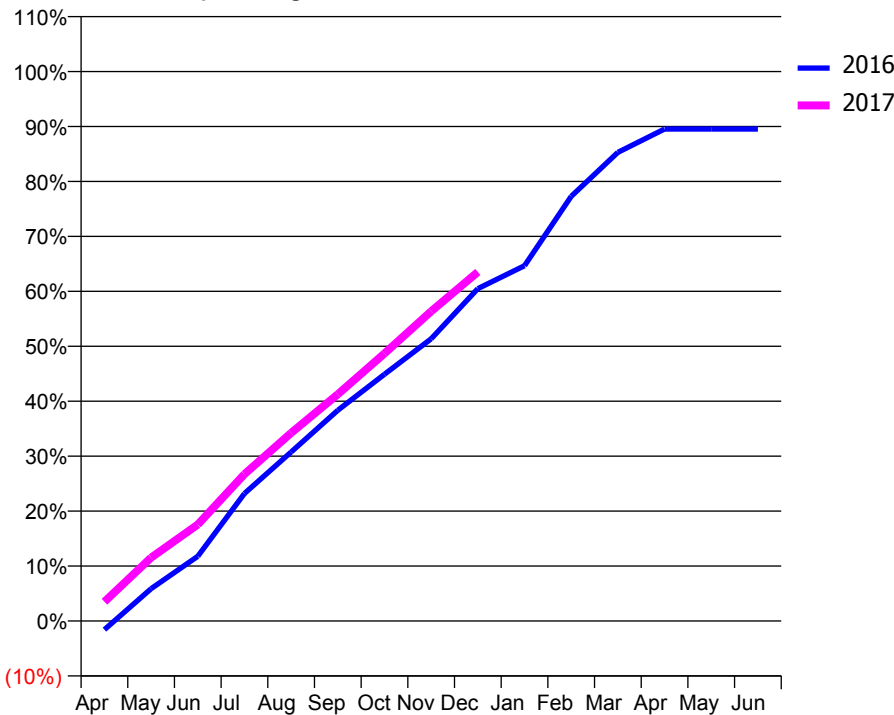
ACCESS*

Patients seen in 24 months	Total	Change since previous quarter
Quarter ending December 2015	7,613	
Quarter ending March 2016	7,548	→
Quarter ending June 2016	7,477	→
Quarter ending September 2016	7,454	→
Quarter ending December 2016	7,413	→
Variance since December 2015	(2.6%)	↓



ACTIVITY

Cumulative percentage of contracted UDA delivered 2016 & 2017



Month	2016	2017
April	-343	756
May	1,267	2,479
June	2,534	3,777
July	4,992	5,748
August	6,611	7,358
September	8,244	8,871
October	9,653	10,470
November	11,040	12,115
December	13,005	13,657
January	13,900	
February	16,615	
March	18,335	
April	19,249	
May	19,249	
June	19,250	

QUALITY

	Quantity	Base Number	Contract	AT	Region	England
% of FP17s for the same patient ID Re-attending within 3 months - Children	100	1,602	6.2%	10.0%	12.1%	12.4%
% of FP17s for the same patient ID Re-attending within 3 months - Adults	841	7,289	11.5%	14.6%	15.9%	16.6%
% of FP17s for the same patient ID Re-attending between 3 & 9 months - Children	1,211	1,602	75.6%	60.9%	58.6%	57.5%
% of FP17s for the same patient ID Re-attending between 3 & 9 months - Adults	4,944	7,289	67.8%	53.4%	51.5%	50.4%
% of FP17s for Band 1 Urgent Courses	201	7,730	2.6%	7.3%	8.0%	9.1%
% of FP17s Relating to Free Repair or Replacements	96	7,730	1.2%	0.8%	0.8%	0.8%
% of FP17s Relating to Continuations	150	7,730	1.9%	1.3%	1.2%	1.3%
% of Patients satisfied with the dentistry they have received	27	28	96.4%	92.4%	92.8%	92.7%
% of Patients satisfied with the time they had to wait for an appointment	26	28	92.9%	88.8%	89.2%	88.8%

* This is based on patients treated on this contract for their most recent course of treatment. Figures in italics indicate the base number of FP17s or Patient Questionnaire responses are less than 100. N/A is shown where the base number of responses is less than 10 during the period. % is calculated as Quantity/Base number*100

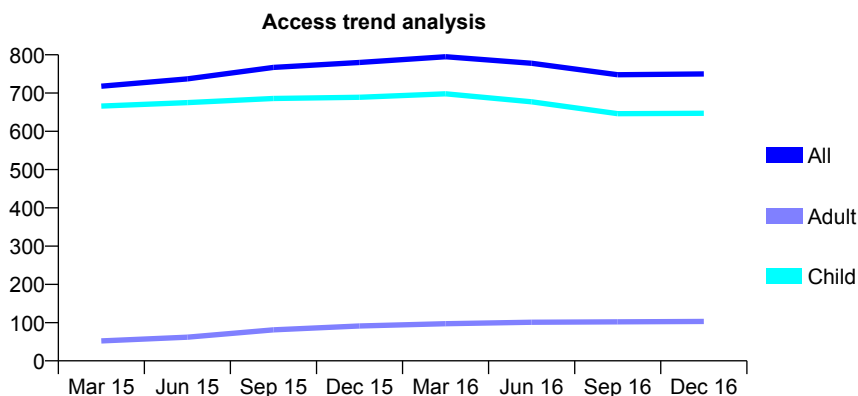
Q59 - Vital Signs At a Glance Contract Report for 867861/0001 - December 2016

Name or company name	MR DM AUNIANU
Contract type name	GDS Contract
Purpose of contract	General
Contract start date	01/05/2014
Contract end date	

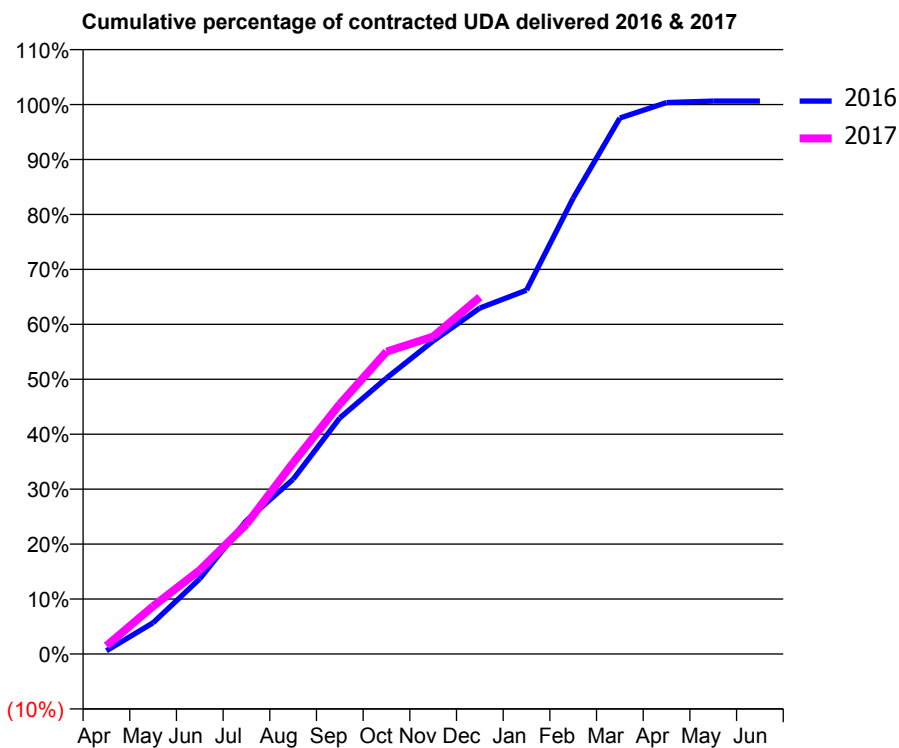
16/17 Contracted general activity (UDA)	2,219
Carry forward general activity (UDA)	-14
16/17 Contracted orthodontic activity (UOA)	0
Carry forward orthodontic activity (UOA)	0
Baseline contract value	£59,225.17

ACCESS*

Patients seen in 24 months	Total	Change since previous quarter
Quarter ending December 2015	780	
Quarter ending March 2016	795	→
Quarter ending June 2016	778	↓
Quarter ending September 2016	748	↓
Quarter ending December 2016	750	→
Variance since December 2015	(3.8%)	↓



ACTIVITY



Month	Adjusted Scheduled Activity (UDA)	
	2016	2017
April	13	33
May	126	193
June	304	339
July	539	524
August	706	773
September	953	1,010
October	1,115	1,221
November	1,264	1,282
December	1,397	1,441
January	1,469	
February	1,842	
March	2,165	
April	2,227	
May	2,233	
June	2,233	

QUALITY

	Quantity	Base Number	Contract	AT	Region	England
% of FP17s for the same patient ID Re-attending within 3 months - Children	67	775	8.6%	10.0%	12.1%	12.4%
% of FP17s for the same patient ID Re-attending within 3 months - Adults	1	35	2.9%	14.6%	15.9%	16.6%
% of FP17s for the same patient ID Re-attending between 3 & 9 months - Children	534	775	68.9%	60.9%	58.6%	57.5%
% of FP17s for the same patient ID Re-attending between 3 & 9 months - Adults	30	35	85.7%	53.4%	51.5%	50.4%
% of FP17s for Band 1 Urgent Courses	6	758	0.8%	7.3%	8.0%	9.1%
% of FP17s Relating to Free Repair or Replacements	0	758	0.0%	0.8%	0.8%	0.8%
% of FP17s Relating to Continuations	20	758	2.6%	1.3%	1.2%	1.3%
% of Patients satisfied with the dentistry they have received	2	2	N/A	92.4%	92.8%	92.7%
% of Patients satisfied with the time they had to wait for an appointment	2	2	N/A	88.8%	89.2%	88.8%

* This is based on patients treated on this contract for their most recent course of treatment. Figures in italics indicate the base number of FP17s or Patient Questionnaire responses are less than 100. N/A is shown where the base number of responses is less than 10 during the period. % is calculated as Quantity/Base number*100

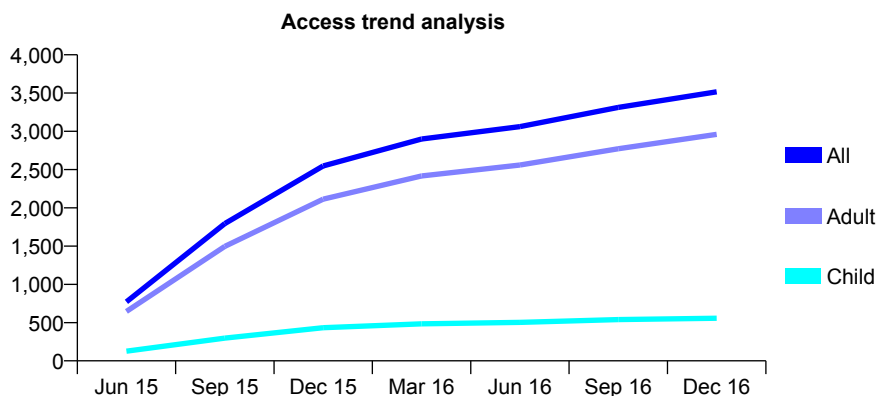
Q59 - Vital Signs At a Glance Contract Report for 877530/0001 - December 2016

Name or company name	MR S RAO PORUMAMILLA
Contract type name	GDS Contract
Purpose of contract	General
Contract start date	01/05/2015
Contract end date	

16/17 Contracted general activity (UDA)	10,054
Carry forward general activity (UDA)	0
16/17 Contracted orthodontic activity (UOA)	0
Carry forward orthodontic activity (UOA)	0
Baseline contract value	£198,159.23

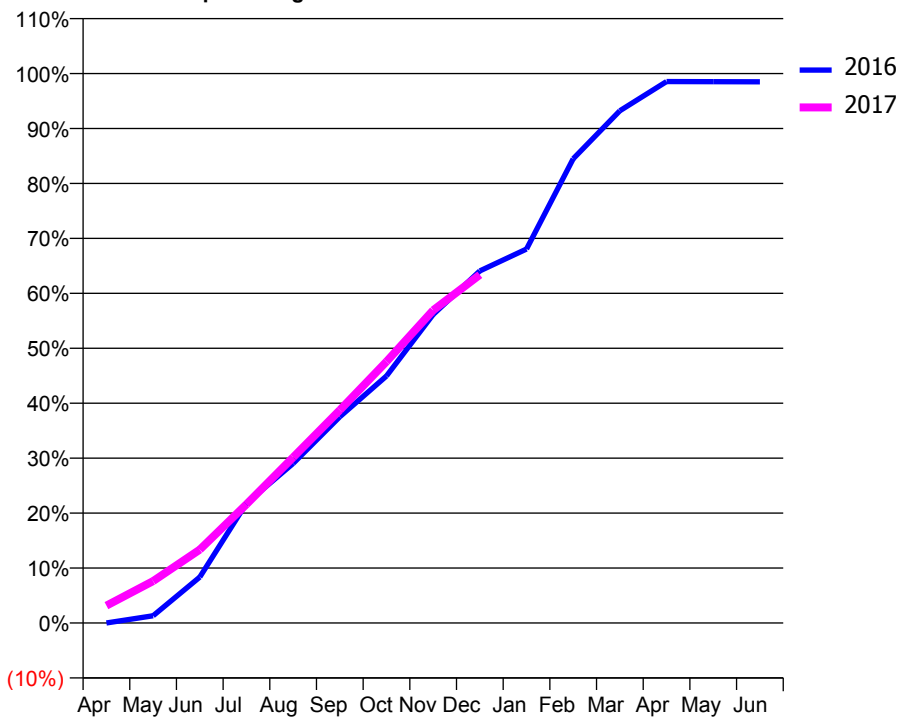
ACCESS*

Patients seen in 24 months	Total	Change since previous quarter
Quarter ending December 2015	2,547	
Quarter ending March 2016	2,899	↑
Quarter ending June 2016	3,062	↑
Quarter ending September 2016	3,312	↑
Quarter ending December 2016	3,517	↑
Variance since December 2015	38.1%	↑



ACTIVITY

Cumulative percentage of contracted UDA delivered 2016 & 2017



Month	Adjusted Scheduled Activity (UDA)	
	2016	2017
April	0	319
May	122	768
June	771	1,344
July	2,010	2,172
August	2,676	3,032
September	3,460	3,895
October	4,143	4,784
November	5,174	5,723
December	5,906	6,371
January	6,271	
February	7,787	
March	8,591	
April	9,080	
May	9,079	
June	9,076	

QUALITY

	Quantity	Base Number	Contract	AT	Region	England
% of FP17s for the same patient ID Re-attending within 3 months - Children	41	584	7.0%	10.0%	12.1%	12.4%
% of FP17s for the same patient ID Re-attending within 3 months - Adults	344	3,344	10.3%	14.6%	15.9%	16.6%
% of FP17s for the same patient ID Re-attending between 3 & 9 months - Children	367	584	62.8%	60.9%	58.6%	57.5%
% of FP17s for the same patient ID Re-attending between 3 & 9 months - Adults	2,045	3,344	61.2%	53.4%	51.5%	50.4%
% of FP17s for Band 1 Urgent Courses	244	3,677	6.6%	7.3%	8.0%	9.1%
% of FP17s Relating to Free Repair or Replacements	15	3,677	0.4%	0.8%	0.8%	0.8%
% of FP17s Relating to Continuations	15	3,677	0.4%	1.3%	1.2%	1.3%
% of Patients satisfied with the dentistry they have received	10	11	90.9%	92.4%	92.8%	92.7%
% of Patients satisfied with the time they had to wait for an appointment	11	11	100.0%	88.8%	89.2%	88.8%

* This is based on patients treated on this contract for their most recent course of treatment. Figures in italics indicate the base number of FP17s or Patient Questionnaire responses are less than 100. N/A is shown where the base number of responses is less than 10 during the period. % is calculated as Quantity/Base number*100

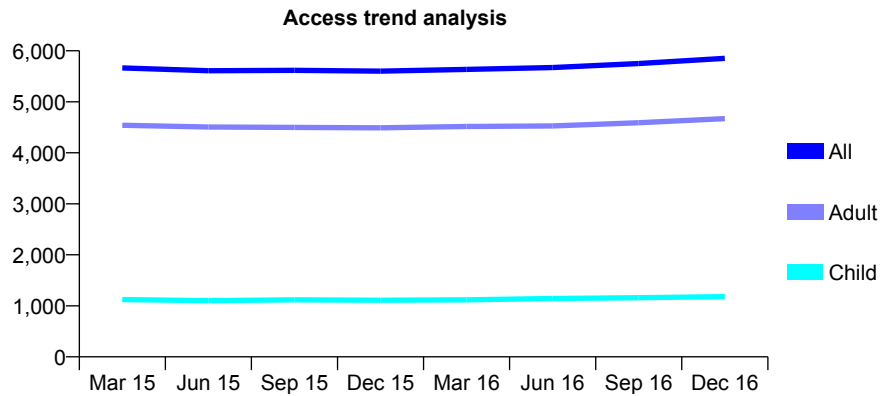
Q59 - Vital Signs At a Glance Contract Report for 884286/0001 - December 2016

Name or company name	MISS R MANDALIA
Contract type name	GDS Contract
Purpose of contract	General
Contract start date	01/04/2008
Contract end date	

16/17 Contracted general activity (UDA)	17,732
Carry forward general activity (UDA)	0
16/17 Contracted orthodontic activity (UOA)	0
Carry forward orthodontic activity (UOA)	0
Baseline contract value	£423,741.70

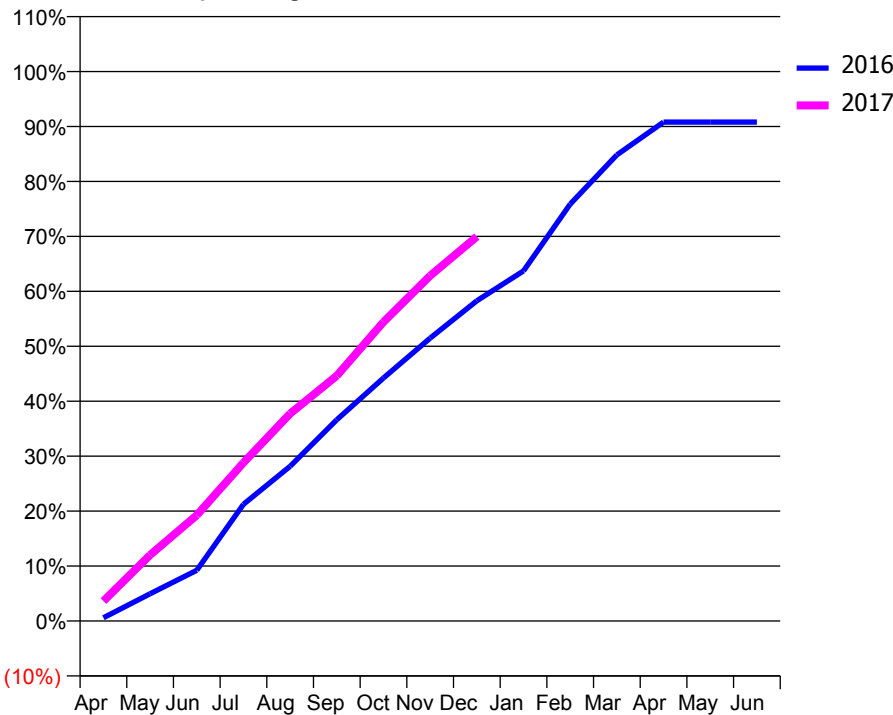
ACCESS*

Patients seen in 24 months	Total	Change since previous quarter
Quarter ending December 2015	5,600	
Quarter ending March 2016	5,634	→
Quarter ending June 2016	5,673	→
Quarter ending September 2016	5,750	→
Quarter ending December 2016	5,851	→
Variance since December 2015	4.5%	↑



ACTIVITY

Cumulative percentage of contracted UDA delivered 2016 & 2017



Month	Adjusted Scheduled Activity (UDA)	
	2016	2017
April	108	645
May	922	2,132
June	1,709	3,416
July	3,937	5,109
August	5,219	6,693
September	6,787	7,913
October	8,194	9,650
November	9,540	11,144
December	10,802	12,405
January	11,808	
February	14,061	
March	15,720	
April	16,826	
May	16,825	
June	16,825	

QUALITY

	Quantity	Base Number	Contract	AT	Region	England
% of FP17s for the same patient ID Re-attending within 3 months - Children	98	1,421	6.9%	10.0%	12.1%	12.4%
% of FP17s for the same patient ID Re-attending within 3 months - Adults	857	6,001	14.3%	14.6%	15.9%	16.6%
% of FP17s for the same patient ID Re-attending between 3 & 9 months - Children	887	1,421	62.4%	60.9%	58.6%	57.5%
% of FP17s for the same patient ID Re-attending between 3 & 9 months - Adults	3,566	6,001	59.4%	53.4%	51.5%	50.4%
% of FP17s for Band 1 Urgent Courses	523	6,905	7.6%	7.3%	8.0%	9.1%
% of FP17s Relating to Free Repair or Replacements	56	6,905	0.8%	0.8%	0.8%	0.8%
% of FP17s Relating to Continuations	116	6,905	1.7%	1.3%	1.2%	1.3%
% of Patients satisfied with the dentistry they have received	14	14	100.0%	92.4%	92.8%	92.7%
% of Patients satisfied with the time they had to wait for an appointment	13	14	92.9%	88.8%	89.2%	88.8%

* This is based on patients treated on this contract for their most recent course of treatment. Figures in italics indicate the base number of FP17s or Patient Questionnaire responses are less than 100. N/A is shown where the base number of responses is less than 10 during the period. % is calculated as Quantity/Base number*100

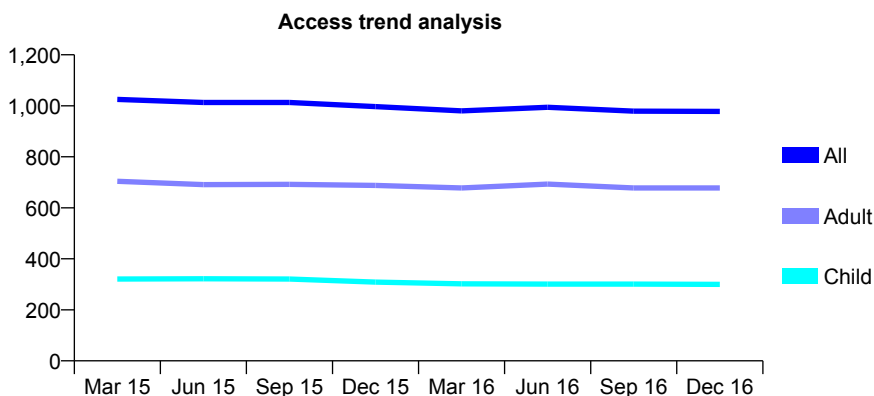
Q59 - Vital Signs At a Glance Contract Report for 888761/0001 - December 2016

Name or company name	MR JF HAWKINS
Contract type name	GDS Contract
Purpose of contract	General and Orthodontic
Contract start date	01/04/2006
Contract end date	

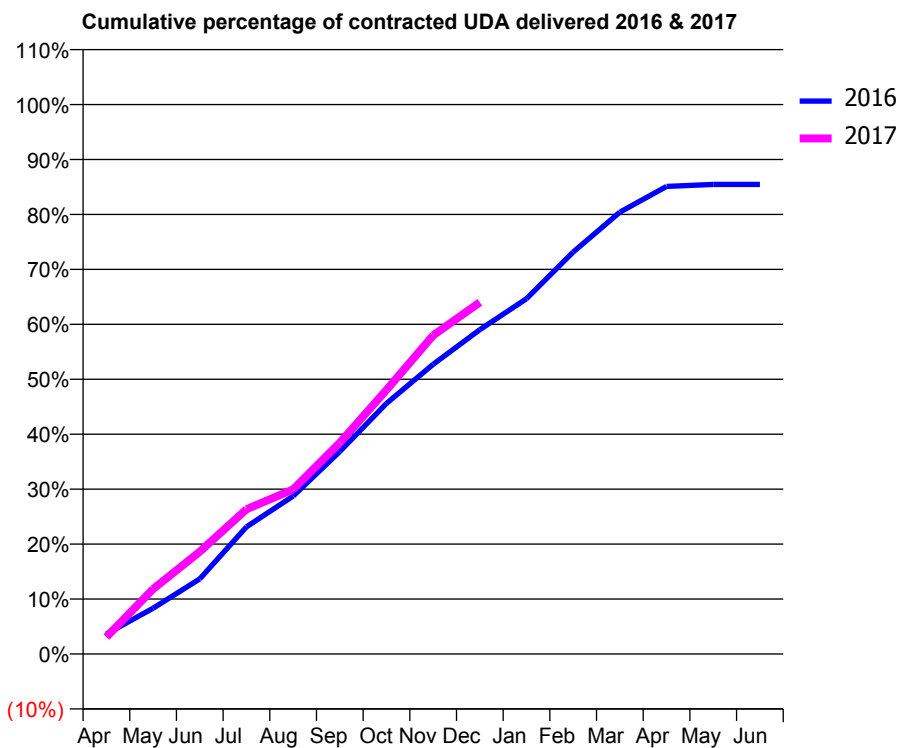
16/17 Contracted general activity (UDA)	2,400
Carry forward general activity (UDA)	0
16/17 Contracted orthodontic activity (UOA)	197
Carry forward orthodontic activity (UOA)	4
Baseline contract value	£65,954.88

ACCESS*

Patients seen in 24 months	Total	Change since previous quarter
Quarter ending December 2015	997	
Quarter ending March 2016	980	↓
Quarter ending June 2016	994	→
Quarter ending September 2016	979	↓
Quarter ending December 2016	978	→
Variance since December 2015	(1.9%)	↓



ACTIVITY



Month	Adjusted Scheduled Activity (UDA)	
	2016	2017
April	87	74
May	200	284
June	328	447
July	556	632
August	690	719
September	884	923
October	1,095	1,153
November	1,265	1,392
December	1,417	1,536
January	1,552	
February	1,756	
March	1,930	
April	2,042	
May	2,051	
June	2,051	

QUALITY

	Quantity	Base Number	Contract	AT	Region	England
% of FP17s for the same patient ID Re-attending within 3 months - Children	17	324	5.2%	10.0%	12.1%	12.4%
% of FP17s for the same patient ID Re-attending within 3 months - Adults	74	760	9.7%	14.6%	15.9%	16.6%
% of FP17s for the same patient ID Re-attending between 3 & 9 months - Children	180	324	55.6%	60.9%	58.6%	57.5%
% of FP17s for the same patient ID Re-attending between 3 & 9 months - Adults	504	760	66.3%	53.4%	51.5%	50.4%
% of FP17s for Band 1 Urgent Courses	21	978	2.1%	7.3%	8.0%	9.1%
% of FP17s Relating to Free Repair or Replacements	0	978	0.0%	0.8%	0.8%	0.8%
% of FP17s Relating to Continuations	20	978	2.0%	1.3%	1.2%	1.3%
% of Patients satisfied with the dentistry they have received	6	7	N/A	92.4%	92.8%	92.7%
% of Patients satisfied with the time they had to wait for an appointment	7	7	N/A	88.8%	89.2%	88.8%

* This is based on patients treated on this contract for their most recent course of treatment. Figures in italics indicate the base number of FP17s or Patient Questionnaire responses are less than 100. N/A is shown where the base number of responses is less than 10 during the period. % is calculated as Quantity/Base number*100

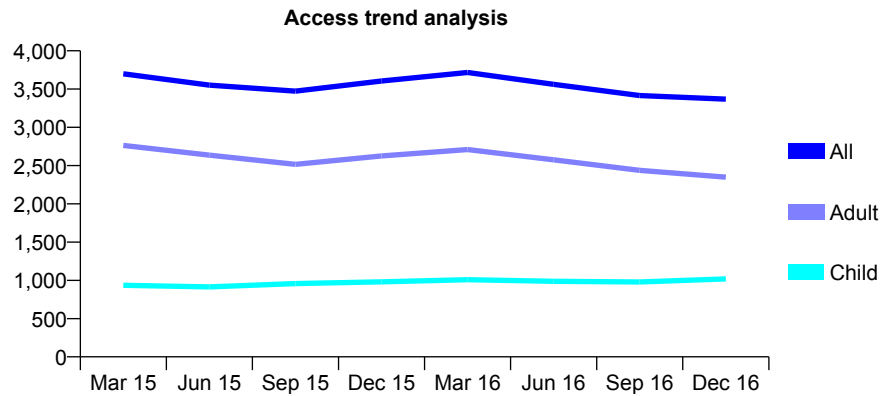
Q59 - Vital Signs At a Glance Contract Report for 906018/0001 - December 2016

Name or company name	MR P MARTIN
Contract type name	GDS Contract
Purpose of contract	General
Contract start date	01/04/2006
Contract end date	

16/17 Contracted general activity (UDA)	11,050
Carry forward general activity (UDA)	208
16/17 Contracted orthodontic activity (UOA)	0
Carry forward orthodontic activity (UOA)	0
Baseline contract value	£211,164.66

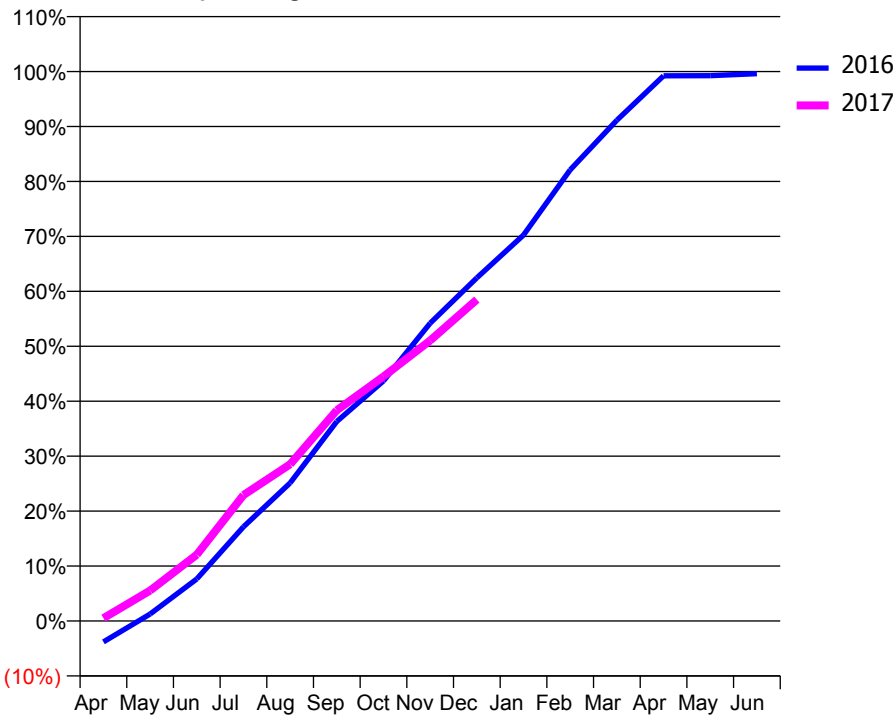
ACCESS*

Patients seen in 24 months	Total	Change since previous quarter
Quarter ending December 2015	3,606	
Quarter ending March 2016	3,717	↑
Quarter ending June 2016	3,562	↓
Quarter ending September 2016	3,416	↓
Quarter ending December 2016	3,368	↓
Variance since December 2015	(6.6%)	↓



ACTIVITY

Cumulative percentage of contracted UDA delivered 2016 & 2017



Month	Adjusted Scheduled Activity (UDA)	
	2016	2017
April	-406	57
May	135	614
June	811	1,334
July	1,817	2,533
August	2,663	3,152
September	3,850	4,239
October	4,633	4,916
November	5,746	5,640
December	6,620	6,465
January	7,444	
February	8,705	
March	9,660	
April	10,518	
May	10,520	
June	10,559	

QUALITY

	Quantity	Base Number	Contract	AT	Region	England
% of FP17s for the same patient ID Re-attending within 3 months - Children	72	953	7.6%	10.0%	12.1%	12.4%
% of FP17s for the same patient ID Re-attending within 3 months - Adults	220	1,740	12.6%	14.6%	15.9%	16.6%
% of FP17s for the same patient ID Re-attending between 3 & 9 months - Children	523	953	54.9%	60.9%	58.6%	57.5%
% of FP17s for the same patient ID Re-attending between 3 & 9 months - Adults	618	1,740	35.5%	53.4%	51.5%	50.4%
% of FP17s for Band 1 Urgent Courses	198	2,366	8.4%	7.3%	8.0%	9.1%
% of FP17s Relating to Free Repair or Replacements	30	2,366	1.3%	0.8%	0.8%	0.8%
% of FP17s Relating to Continuations	27	2,366	1.1%	1.3%	1.2%	1.3%
% of Patients satisfied with the dentistry they have received	34	38	89.5%	92.4%	92.8%	92.7%
% of Patients satisfied with the time they had to wait for an appointment	35	38	92.1%	88.8%	89.2%	88.8%

* This is based on patients treated on this contract for their most recent course of treatment. Figures in italics indicate the base number of FP17s or Patient Questionnaire responses are less than 100. N/A is shown where the base number of responses is less than 10 during the period. % is calculated as Quantity/Base number*100

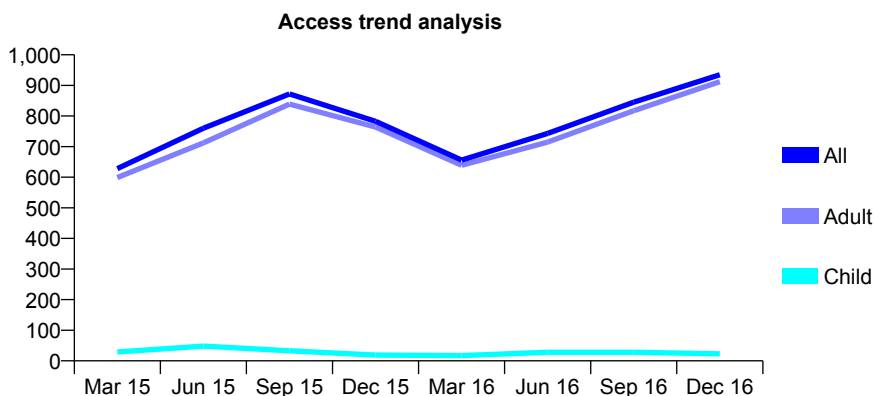
Q59 - Vital Signs At a Glance Contract Report for 906018/0004 - December 2016

Name or company name	MR P MARTIN
Contract type name	PDS Plus Contract
Purpose of contract	General
Contract start date	22/06/2010
Contract end date	28/02/2017

16/17 Contracted general activity (UDA)	2,292
Carry forward general activity (UDA)	84
16/17 Contracted orthodontic activity (UOA)	0
Carry forward orthodontic activity (UOA)	0
Baseline contract value	£28,572.73

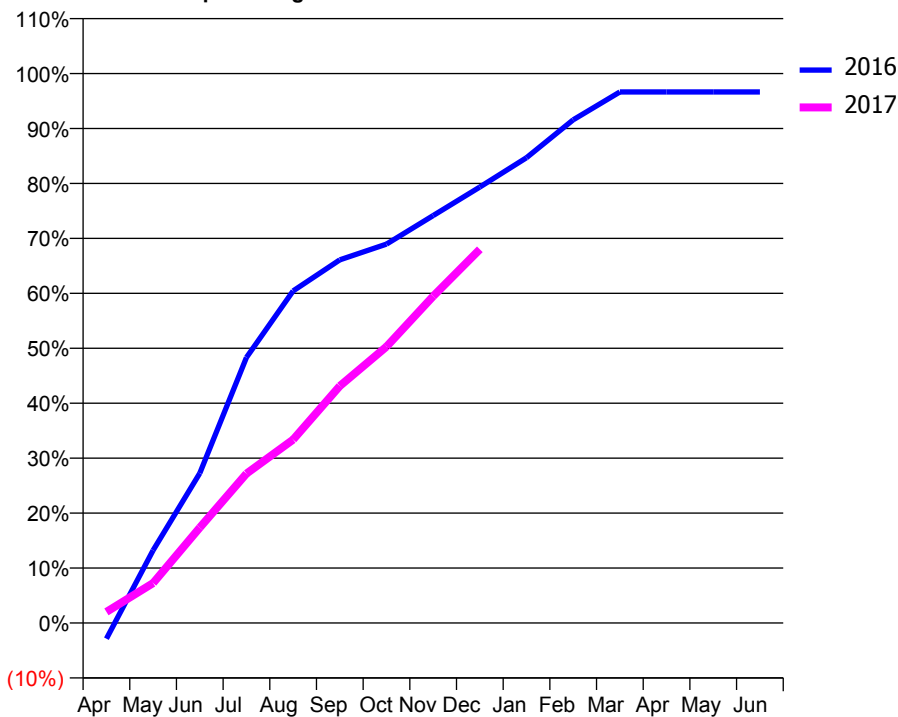
ACCESS*

Patients seen in 24 months	Total	Change since previous quarter
Quarter ending December 2015	783	
Quarter ending March 2016	656	↓
Quarter ending June 2016	743	↑
Quarter ending September 2016	845	↑
Quarter ending December 2016	935	↑
Variance since December 2015	19.4%	↑



ACTIVITY

Cumulative percentage of contracted UDA delivered 2016 & 2017



Month	Adjusted Scheduled Activity (UDA)	
	2016	2017
April	-72	46
May	331	166
June	682	398
July	1,208	623
August	1,511	765
September	1,652	989
October	1,724	1,153
November	1,854	1,363
December	1,984	1,559
January	2,117	
February	2,289	
March	2,416	
April	2,416	
May	2,416	
June	2,416	

QUALITY

	Quantity	Base Number	Contract	AT	Region	England
% of FP17s for the same patient ID Re-attending within 3 months - Children	0	24	0.0%	10.0%	12.1%	12.4%
% of FP17s for the same patient ID Re-attending within 3 months - Adults	13	863	1.5%	14.6%	15.9%	16.6%
% of FP17s for the same patient ID Re-attending between 3 & 9 months - Children	0	24	0.0%	60.9%	58.6%	57.5%
% of FP17s for the same patient ID Re-attending between 3 & 9 months - Adults	126	863	14.6%	53.4%	51.5%	50.4%
% of FP17s for Band 1 Urgent Courses	13	887	1.5%	7.3%	8.0%	9.1%
% of FP17s Relating to Free Repair or Replacements	4	887	0.5%	0.8%	0.8%	0.8%
% of FP17s Relating to Continuations	3	887	0.3%	1.3%	1.2%	1.3%
% of Patients satisfied with the dentistry they have received	18	20	90.0%	92.4%	92.8%	92.7%
% of Patients satisfied with the time they had to wait for an appointment	19	20	95.0%	88.8%	89.2%	88.8%

* This is based on patients treated on this contract for their most recent course of treatment. Figures in italics indicate the base number of FP17s or Patient Questionnaire responses are less than 100. N/A is shown where the base number of responses is less than 10 during the period. % is calculated as Quantity/Base number*100

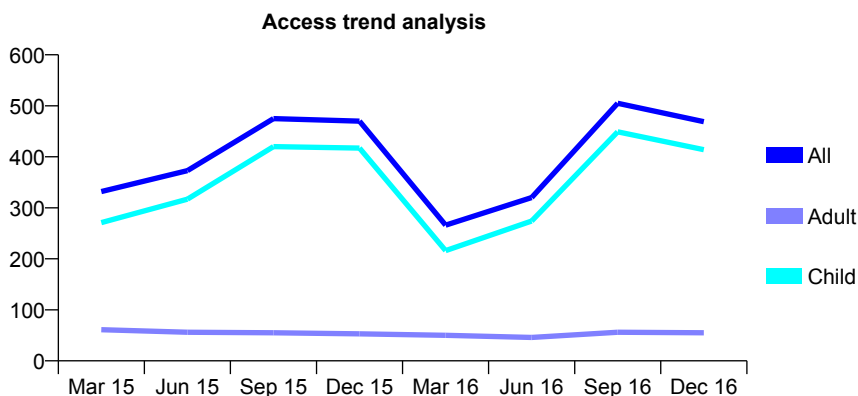
Q59 - Vital Signs At a Glance Contract Report for 906794/0001 - December 2016

Name or company name	MR RW BOWS
Contract type name	GDS Contract
Purpose of contract	General
Contract start date	01/04/2006
Contract end date	

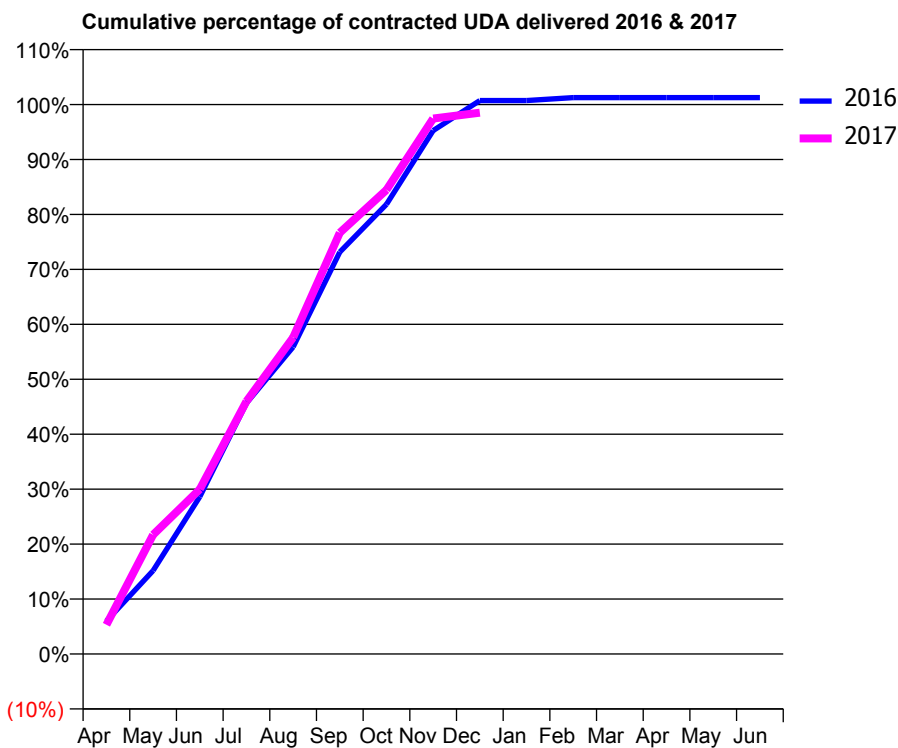
16/17 Contracted general activity (UDA)	750
Carry forward general activity (UDA)	-9
16/17 Contracted orthodontic activity (UOA)	0
Carry forward orthodontic activity (UOA)	0
Baseline contract value	£18,797.43

ACCESS*

Patients seen in 24 months	Total	Change since previous quarter
Quarter ending December 2015	470	
Quarter ending March 2016	266	↓
Quarter ending June 2016	320	↑
Quarter ending September 2016	505	↑
Quarter ending December 2016	469	↓
Variance since December 2015	(0.2%)	→



ACTIVITY



Month	Adjusted Scheduled Activity (UDA)	
	2016	2017
April	45	40
May	114	163
June	215	225
July	342	345
August	419	432
September	549	575
October	614	633
November	714	731
December	755	739
January	755	
February	759	
March	759	
April	759	
May	759	
June	759	

QUALITY

	Quantity	Base Number	Contract	AT	Region	England
% of FP17s for the same patient ID Re-attending within 3 months - Children	22	566	3.9%	10.0%	12.1%	12.4%
% of FP17s for the same patient ID Re-attending within 3 months - Adults	1	33	3.0%	14.6%	15.9%	16.6%
% of FP17s for the same patient ID Re-attending between 3 & 9 months - Children	165	566	29.2%	60.9%	58.6%	57.5%
% of FP17s for the same patient ID Re-attending between 3 & 9 months - Adults	8	33	24.2%	53.4%	51.5%	50.4%
% of FP17s for Band 1 Urgent Courses	34	599	5.7%	7.3%	8.0%	9.1%
% of FP17s Relating to Free Repair or Replacements	0	599	0.0%	0.8%	0.8%	0.8%
% of FP17s Relating to Continuations	0	599	0.0%	1.3%	1.2%	1.3%
% of Patients satisfied with the dentistry they have received	0	0	N/A	92.4%	92.8%	92.7%
% of Patients satisfied with the time they had to wait for an appointment	0	0	N/A	88.8%	89.2%	88.8%

* This is based on patients treated on this contract for their most recent course of treatment. Figures in italics indicate the base number of FP17s or Patient Questionnaire responses are less than 100. N/A is shown where the base number of responses is less than 10 during the period. % is calculated as Quantity/Base number*100

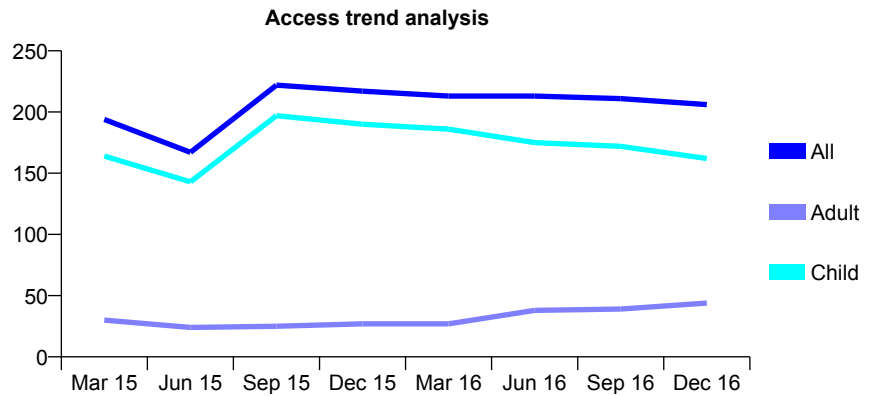
Q59 - Vital Signs At a Glance Contract Report for 911666/0001 - December 2016

Name or company name	MR LT FITZPATRICK
Contract type name	GDS Contract
Purpose of contract	General
Contract start date	01/04/2006
Contract end date	

16/17 Contracted general activity (UDA)	260
Carry forward general activity (UDA)	0
16/17 Contracted orthodontic activity (UOA)	0
Carry forward orthodontic activity (UOA)	0
Baseline contract value	£5,855.80

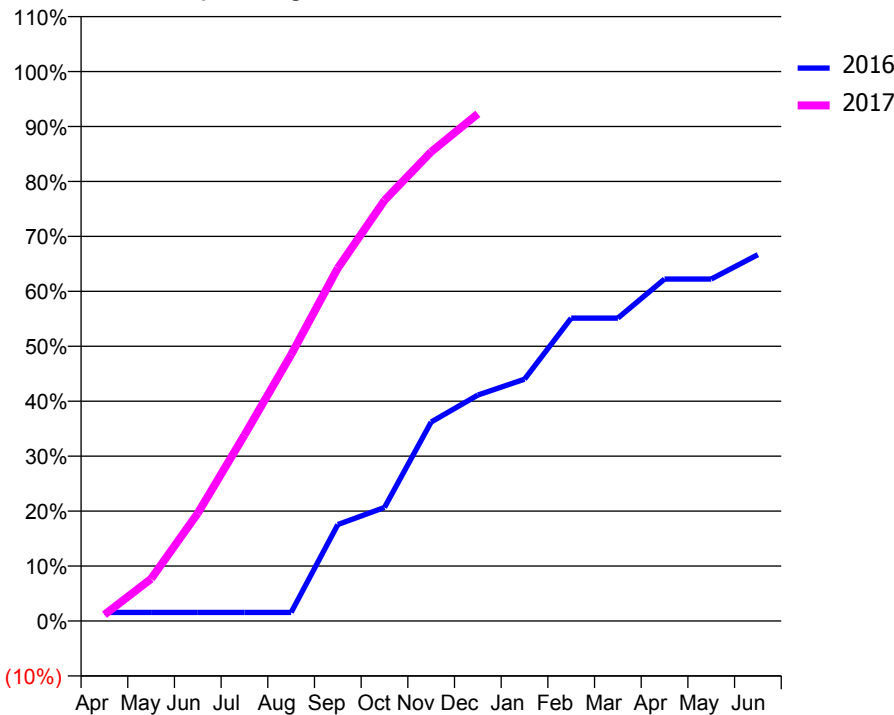
ACCESS*

Patients seen in 24 months	Total	Change since previous quarter
Quarter ending December 2015	217	
Quarter ending March 2016	213	↓
Quarter ending June 2016	213	→
Quarter ending September 2016	211	→
Quarter ending December 2016	206	↓
Variance since December 2015	(5.1%)	↓



ACTIVITY

Cumulative percentage of contracted UDA delivered 2016 & 2017



Month	Adjusted Scheduled Activity (UDA)	
	2016	2017
April	7	3
May	7	20
June	7	51
July	7	88
August	7	126
September	79	167
October	93	199
November	163	222
December	185	240
January	198	
February	248	
March	248	
April	280	
May	280	
June	300	

QUALITY

	Quantity	Base Number	Contract	AT	Region	England
% of FP17s for the same patient ID Re-attending within 3 months - Children	9	206	4.4%	10.0%	12.1%	12.4%
% of FP17s for the same patient ID Re-attending within 3 months - Adults	0	1	0.0%	14.6%	15.9%	16.6%
% of FP17s for the same patient ID Re-attending between 3 & 9 months - Children	152	206	73.8%	60.9%	58.6%	57.5%
% of FP17s for the same patient ID Re-attending between 3 & 9 months - Adults	1	1	100.0%	53.4%	51.5%	50.4%
% of FP17s for Band 1 Urgent Courses	0	165	0.0%	7.3%	8.0%	9.1%
% of FP17s Relating to Free Repair or Replacements	0	165	0.0%	0.8%	0.8%	0.8%
% of FP17s Relating to Continuations	3	165	1.8%	1.3%	1.2%	1.3%
% of Patients satisfied with the dentistry they have received	0	0	N/A	92.4%	92.8%	92.7%
% of Patients satisfied with the time they had to wait for an appointment	0	0	N/A	88.8%	89.2%	88.8%

* This is based on patients treated on this contract for their most recent course of treatment. Figures in italics indicate the base number of FP17s or Patient Questionnaire responses are less than 100. N/A is shown where the base number of responses is less than 10 during the period. % is calculated as Quantity/Base number*100

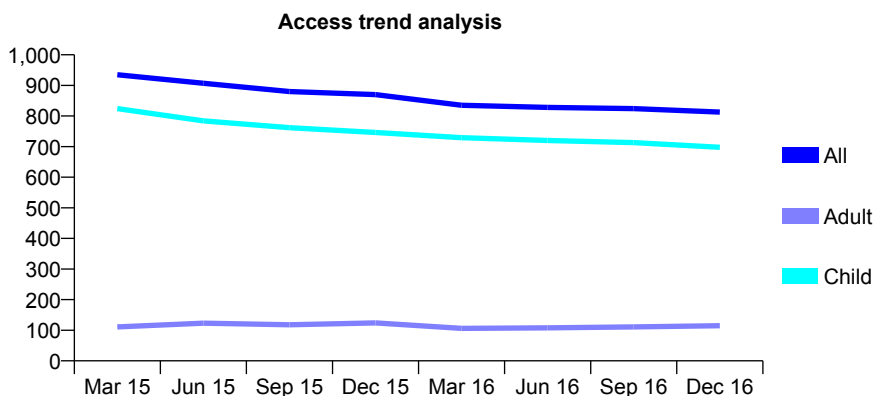
Q59 - Vital Signs At a Glance Contract Report for 914975/0001 - December 2016

Name or company name	MR CR SUTTON
Contract type name	GDS Contract
Purpose of contract	General and Orthodontic
Contract start date	01/04/2006
Contract end date	

16/17 Contracted general activity (UDA)	1,800
Carry forward general activity (UDA)	0
16/17 Contracted orthodontic activity (UOA)	1,346
Carry forward orthodontic activity (UOA)	0
Baseline contract value	£135,855.69

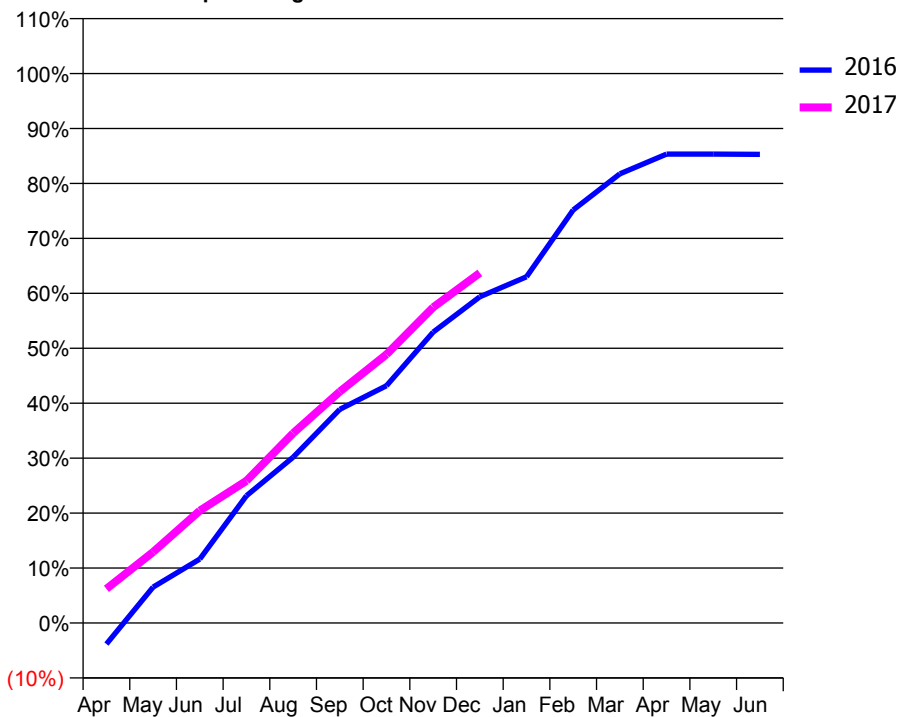
ACCESS*

Patients seen in 24 months	Total	Change since previous quarter
Quarter ending December 2015	870	
Quarter ending March 2016	835	↓
Quarter ending June 2016	828	→
Quarter ending September 2016	824	→
Quarter ending December 2016	813	↓
Variance since December 2015	(6.6%)	↓



ACTIVITY

Cumulative percentage of contracted UDA delivered 2016 & 2017



Month	Adjusted Scheduled Activity (UDA)	
	2016	2017
April	-79	112
May	134	233
June	239	368
July	475	466
August	618	622
September	797	758
October	885	880
November	1,085	1,034
December	1,217	1,147
January	1,292	
February	1,541	
March	1,676	
April	1,750	
May	1,750	
June	1,749	

QUALITY

	Quantity	Base Number	Contract	AT	Region	England
% of FP17s for the same patient ID Re-attending within 3 months - Children	103	1,094	9.4%	10.0%	12.1%	12.4%
% of FP17s for the same patient ID Re-attending within 3 months - Adults	1	6	16.7%	14.6%	15.9%	16.6%
% of FP17s for the same patient ID Re-attending between 3 & 9 months - Children	687	1,094	62.8%	60.9%	58.6%	57.5%
% of FP17s for the same patient ID Re-attending between 3 & 9 months - Adults	2	6	33.3%	53.4%	51.5%	50.4%
% of FP17s for Band 1 Urgent Courses	24	838	2.9%	7.3%	8.0%	9.1%
% of FP17s Relating to Free Repair or Replacements	0	838	0.0%	0.8%	0.8%	0.8%
% of FP17s Relating to Continuations	0	838	0.0%	1.3%	1.2%	1.3%
% of Patients satisfied with the dentistry they have received	0	0	N/A	92.4%	92.8%	92.7%
% of Patients satisfied with the time they had to wait for an appointment	0	0	N/A	88.8%	89.2%	88.8%

* This is based on patients treated on this contract for their most recent course of treatment. Figures in italics indicate the base number of FP17s or Patient Questionnaire responses are less than 100. N/A is shown where the base number of responses is less than 10 during the period. % is calculated as Quantity/Base number*100

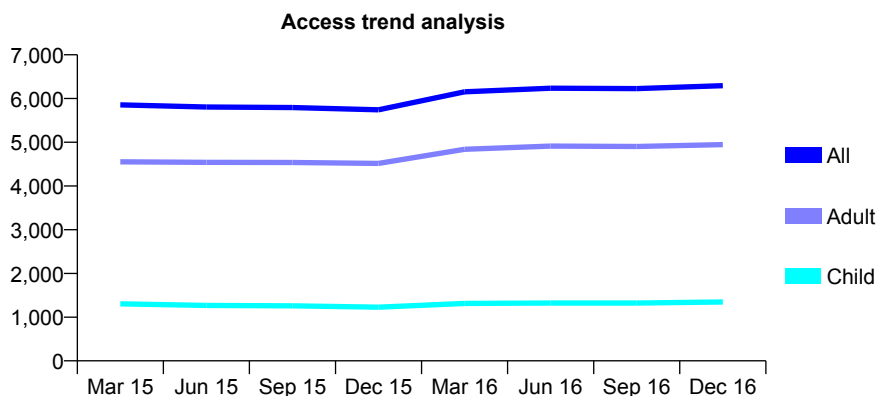
Q59 - Vital Signs At a Glance Contract Report for 917753/0001 - December 2016

Name or company name	MISS LM JAMIESON
Contract type name	GDS Contract
Purpose of contract	General
Contract start date	01/04/2006
Contract end date	

16/17 Contracted general activity (UDA)	19,000
Carry forward general activity (UDA)	0
16/17 Contracted orthodontic activity (UOA)	0
Carry forward orthodontic activity (UOA)	0
Baseline contract value	£456,738.13

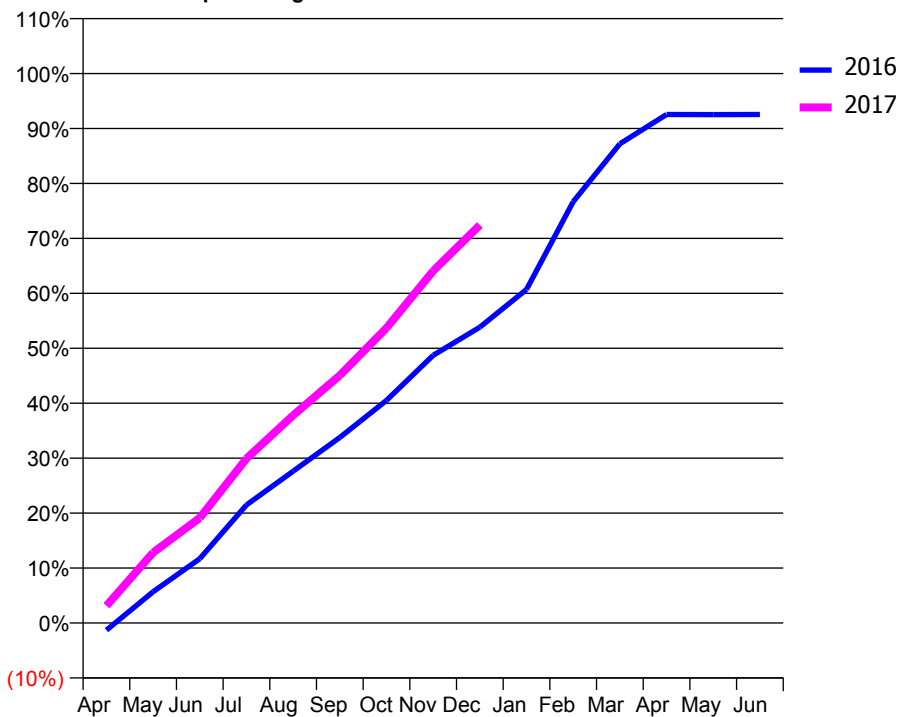
ACCESS*

Patients seen in 24 months	Total	Change since previous quarter
Quarter ending December 2015	5,742	
Quarter ending March 2016	6,154	↑
Quarter ending June 2016	6,235	→
Quarter ending September 2016	6,226	→
Quarter ending December 2016	6,295	→
Variance since December 2015	9.6%	↑



ACTIVITY

Cumulative percentage of contracted UDA delivered 2016 & 2017



Month	Adjusted Scheduled Activity (UDA)	
	2016	2017
April	-245	598
May	1,055	2,439
June	2,166	3,637
July	3,975	5,688
August	5,112	7,181
September	6,249	8,564
October	7,497	10,200
November	9,011	12,176
December	9,960	13,763
January	11,228	
February	14,186	
March	16,134	
April	17,120	
May	17,117	
June	17,122	

QUALITY

	Quantity	Base Number	Contract	AT	Region	England
% of FP17s for the same patient ID Re-attending within 3 months - Children	95	1,546	6.1%	10.0%	12.1%	12.4%
% of FP17s for the same patient ID Re-attending within 3 months - Adults	639	5,461	11.7%	14.6%	15.9%	16.6%
% of FP17s for the same patient ID Re-attending between 3 & 9 months - Children	958	1,546	62.0%	60.9%	58.6%	57.5%
% of FP17s for the same patient ID Re-attending between 3 & 9 months - Adults	3,657	5,461	67.0%	53.4%	51.5%	50.4%
% of FP17s for Band 1 Urgent Courses	384	6,543	5.9%	7.3%	8.0%	9.1%
% of FP17s Relating to Free Repair or Replacements	37	6,543	0.6%	0.8%	0.8%	0.8%
% of FP17s Relating to Continuations	32	6,543	0.5%	1.3%	1.2%	1.3%
% of Patients satisfied with the dentistry they have received	18	19	94.7%	92.4%	92.8%	92.7%
% of Patients satisfied with the time they had to wait for an appointment	18	19	94.7%	88.8%	89.2%	88.8%

* This is based on patients treated on this contract for their most recent course of treatment. Figures in italics indicate the base number of FP17s or Patient Questionnaire responses are less than 100. N/A is shown where the base number of responses is less than 10 during the period. % is calculated as Quantity/Base number*100

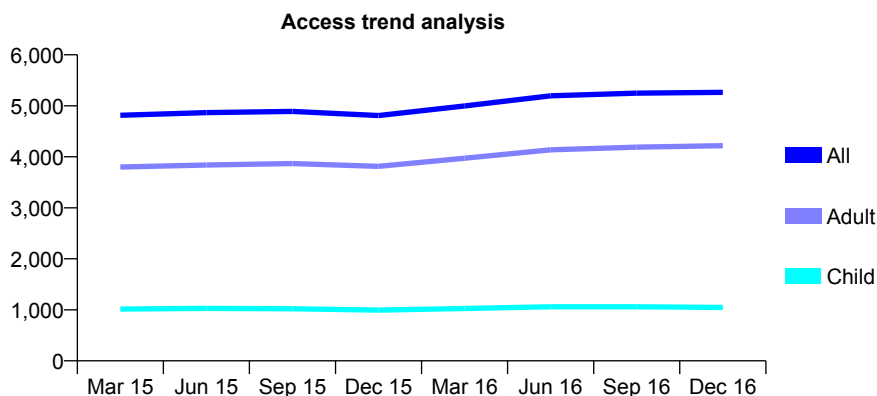
Q59 - Vital Signs At a Glance Contract Report for 917753/0002 - December 2016

Name or company name	MISS LM JAMIESON
Contract type name	GDS Contract
Purpose of contract	General
Contract start date	29/08/2006
Contract end date	

16/17 Contracted general activity (UDA)	18,000
Carry forward general activity (UDA)	0
16/17 Contracted orthodontic activity (UOA)	0
Carry forward orthodontic activity (UOA)	0
Baseline contract value	£433,928.13

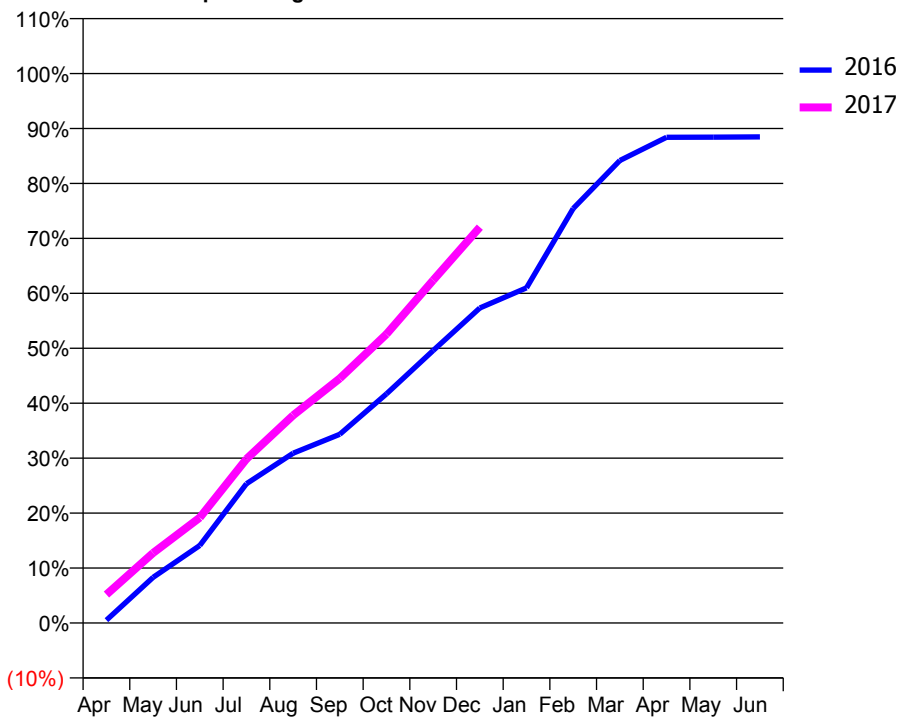
ACCESS*

Patients seen in 24 months	Total	Change since previous quarter
Quarter ending December 2015	4,809	
Quarter ending March 2016	4,998	↑
Quarter ending June 2016	5,196	↑
Quarter ending September 2016	5,248	→
Quarter ending December 2016	5,265	→
Variance since December 2015	9.5%	↑



ACTIVITY

Cumulative percentage of contracted UDA delivered 2016 & 2017



Month	Adjusted Scheduled Activity (UDA)	
	2016	2017
April	96	933
May	1,539	2,297
June	2,610	3,451
July	4,689	5,376
August	5,719	6,803
September	6,357	8,012
October	7,713	9,461
November	9,175	11,227
December	10,608	12,967
January	11,283	
February	13,955	
March	15,571	
April	16,353	
May	16,358	
June	16,367	

QUALITY

	Quantity	Base Number	Contract	AT	Region	England
% of FP17s for the same patient ID Re-attending within 3 months - Children	72	1,252	5.8%	10.0%	12.1%	12.4%
% of FP17s for the same patient ID Re-attending within 3 months - Adults	403	4,719	8.5%	14.6%	15.9%	16.6%
% of FP17s for the same patient ID Re-attending between 3 & 9 months - Children	801	1,252	64.0%	60.9%	58.6%	57.5%
% of FP17s for the same patient ID Re-attending between 3 & 9 months - Adults	3,091	4,719	65.5%	53.4%	51.5%	50.4%
% of FP17s for Band 1 Urgent Courses	245	5,684	4.3%	7.3%	8.0%	9.1%
% of FP17s Relating to Free Repair or Replacements	20	5,684	0.4%	0.8%	0.8%	0.8%
% of FP17s Relating to Continuations	27	5,684	0.5%	1.3%	1.2%	1.3%
% of Patients satisfied with the dentistry they have received	17	18	94.4%	92.4%	92.8%	92.7%
% of Patients satisfied with the time they had to wait for an appointment	16	18	88.9%	88.8%	89.2%	88.8%

* This is based on patients treated on this contract for their most recent course of treatment. Figures in italics indicate the base number of FP17s or Patient Questionnaire responses are less than 100. N/A is shown where the base number of responses is less than 10 during the period. % is calculated as Quantity/Base number*100

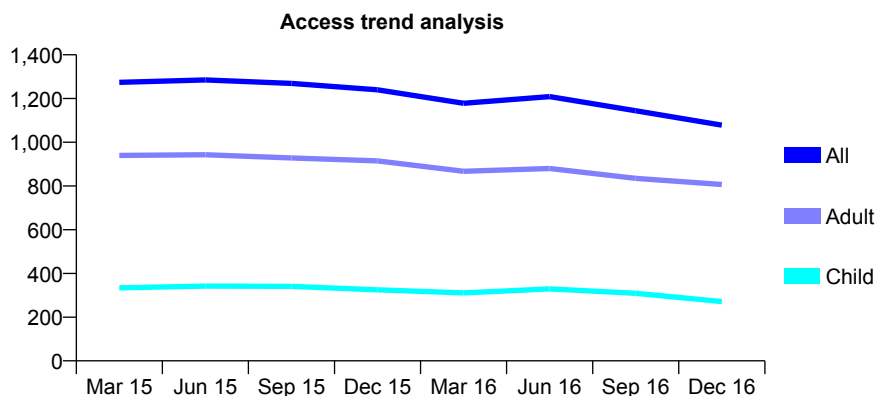
Q59 - Vital Signs At a Glance Contract Report for 919632/0001 - December 2016

Name or company name	MRS D SOLANKI
Contract type name	GDS Contract
Purpose of contract	General
Contract start date	01/04/2006
Contract end date	

16/17 Contracted general activity (UDA)	3,046
Carry forward general activity (UDA)	-55
16/17 Contracted orthodontic activity (UOA)	0
Carry forward orthodontic activity (UOA)	0
Baseline contract value	£53,419.29

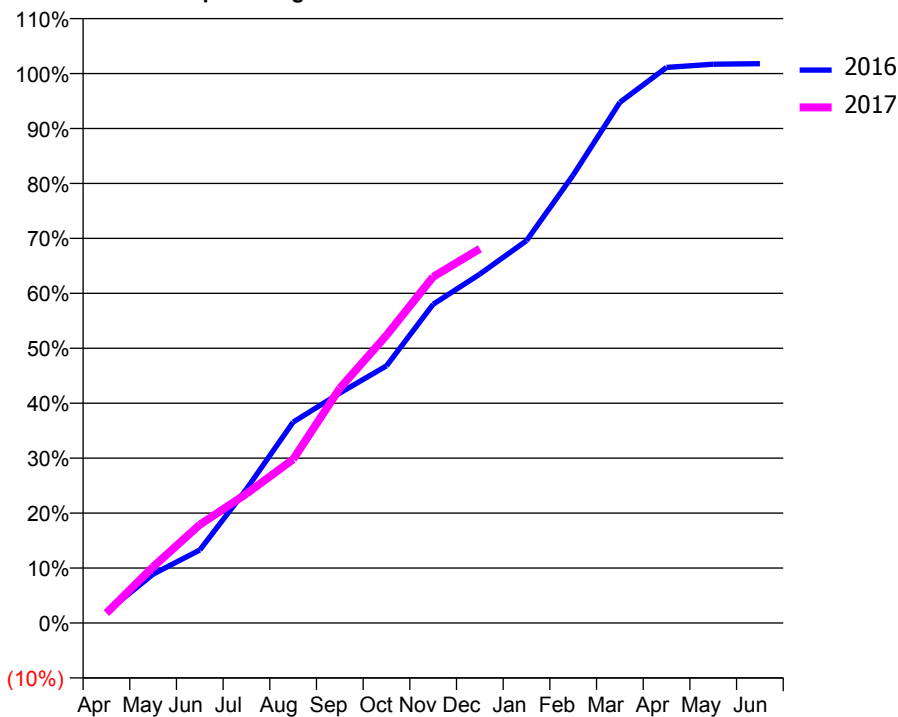
ACCESS*

Patients seen in 24 months	Total	Change since previous quarter
Quarter ending December 2015	1,240	
Quarter ending March 2016	1,178	↓
Quarter ending June 2016	1,209	↑
Quarter ending September 2016	1,144	↓
Quarter ending December 2016	1,078	↓
Variance since December 2015	(13.1%)	↓



ACTIVITY

Cumulative percentage of contracted UDA delivered 2016 & 2017



Month	Adjusted Scheduled Activity (UDA)	
	2016	2017
April	61	55
May	271	311
June	405	545
July	743	717
August	1,114	907
September	1,274	1,301
October	1,425	1,595
November	1,767	1,919
December	1,934	2,074
January	2,120	
February	2,483	
March	2,886	
April	3,080	
May	3,098	
June	3,101	

QUALITY

	Quantity	Base Number	Contract	AT	Region	England
% of FP17s for the same patient ID Re-attending within 3 months - Children	37	353	10.5%	10.0%	12.1%	12.4%
% of FP17s for the same patient ID Re-attending within 3 months - Adults	101	898	11.2%	14.6%	15.9%	16.6%
% of FP17s for the same patient ID Re-attending between 3 & 9 months - Children	125	353	35.4%	60.9%	58.6%	57.5%
% of FP17s for the same patient ID Re-attending between 3 & 9 months - Adults	424	898	47.2%	53.4%	51.5%	50.4%
% of FP17s for Band 1 Urgent Courses	97	1,113	8.7%	7.3%	8.0%	9.1%
% of FP17s Relating to Free Repair or Replacements	7	1,113	0.6%	0.8%	0.8%	0.8%
% of FP17s Relating to Continuations	3	1,113	0.3%	1.3%	1.2%	1.3%
% of Patients satisfied with the dentistry they have received	2	2	N/A	92.4%	92.8%	92.7%
% of Patients satisfied with the time they had to wait for an appointment	2	2	N/A	88.8%	89.2%	88.8%

* This is based on patients treated on this contract for their most recent course of treatment. Figures in italics indicate the base number of FP17s or Patient Questionnaire responses are less than 100. N/A is shown where the base number of responses is less than 10 during the period. % is calculated as Quantity/Base number*100

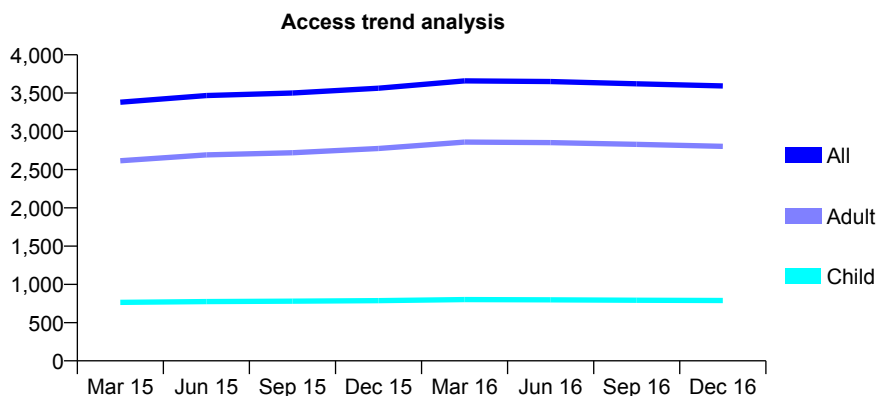
Q59 - Vital Signs At a Glance Contract Report for 919845/0001 - December 2016

Name or company name	MISS H BURNIKELL
Contract type name	GDS Contract
Purpose of contract	General
Contract start date	01/04/2006
Contract end date	

16/17 Contracted general activity (UDA)	8,630
Carry forward general activity (UDA)	70
16/17 Contracted orthodontic activity (UOA)	0
Carry forward orthodontic activity (UOA)	0
Baseline contract value	£225,524.20

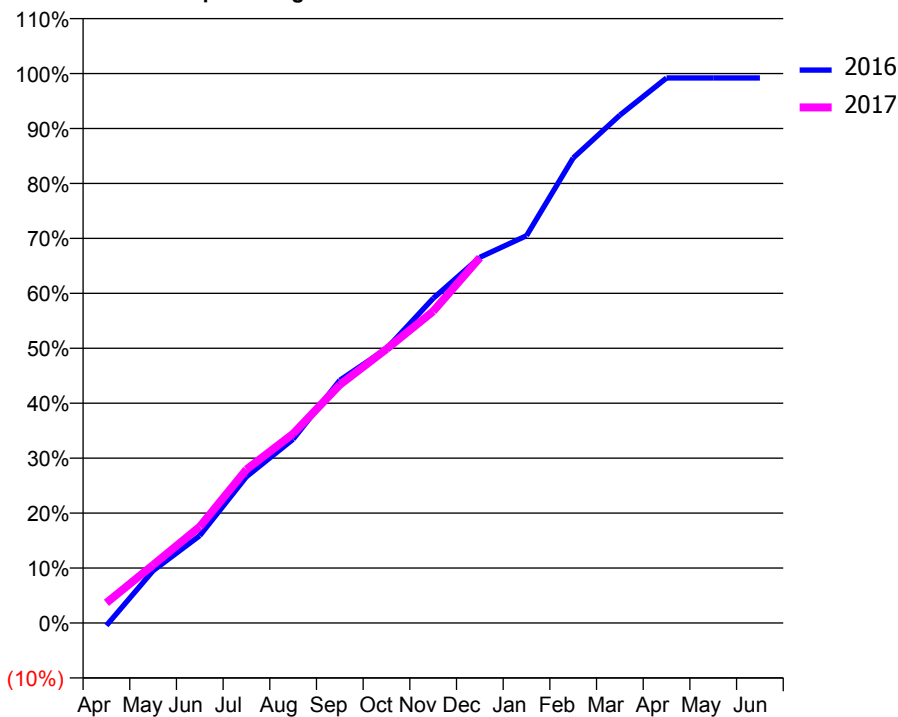
ACCESS*

Patients seen in 24 months	Total	Change since previous quarter
Quarter ending December 2015	3,563	
Quarter ending March 2016	3,660	↑
Quarter ending June 2016	3,650	→
Quarter ending September 2016	3,621	→
Quarter ending December 2016	3,593	→
Variance since December 2015	0.8%	→



ACTIVITY

Cumulative percentage of contracted UDA delivered 2016 & 2017



Month	Adjusted Scheduled Activity (UDA)	
	2016	2017
April	-40	317
May	822	912
June	1,374	1,513
July	2,299	2,411
August	2,888	2,972
September	3,812	3,742
October	4,309	4,302
November	5,097	4,895
December	5,743	5,737
January	6,083	
February	7,304	
March	7,976	
April	8,561	
May	8,560	
June	8,560	

QUALITY

	Quantity	Base Number	Contract	AT	Region	England
% of FP17s for the same patient ID Re-attending within 3 months - Children	141	858	16.4%	10.0%	12.1%	12.4%
% of FP17s for the same patient ID Re-attending within 3 months - Adults	713	3,298	21.6%	14.6%	15.9%	16.6%
% of FP17s for the same patient ID Re-attending between 3 & 9 months - Children	431	858	50.2%	60.9%	58.6%	57.5%
% of FP17s for the same patient ID Re-attending between 3 & 9 months - Adults	1,780	3,298	54.0%	53.4%	51.5%	50.4%
% of FP17s for Band 1 Urgent Courses	272	3,836	7.1%	7.3%	8.0%	9.1%
% of FP17s Relating to Free Repair or Replacements	35	3,836	0.9%	0.8%	0.8%	0.8%
% of FP17s Relating to Continuations	28	3,836	0.7%	1.3%	1.2%	1.3%
% of Patients satisfied with the dentistry they have received	5	5	N/A	92.4%	92.8%	92.7%
% of Patients satisfied with the time they had to wait for an appointment	4	5	N/A	88.8%	89.2%	88.8%

* This is based on patients treated on this contract for their most recent course of treatment. Figures in italics indicate the base number of FP17s or Patient Questionnaire responses are less than 100. N/A is shown where the base number of responses is less than 10 during the period. % is calculated as Quantity/Base number*100

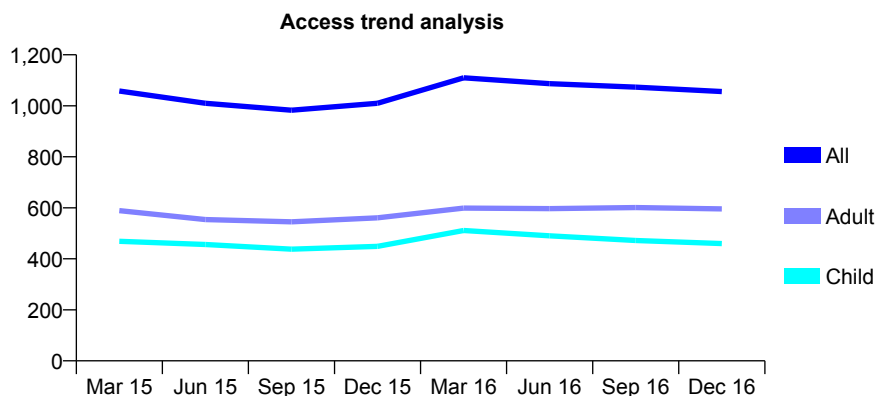
Q59 - Vital Signs At a Glance Contract Report for 925322/0001 - December 2016

Name or company name	MRS F OSMAN
Contract type name	GDS Contract
Purpose of contract	General
Contract start date	01/04/2006
Contract end date	

16/17 Contracted general activity (UDA)	2,723
Carry forward general activity (UDA)	46
16/17 Contracted orthodontic activity (UOA)	0
Carry forward orthodontic activity (UOA)	0
Baseline contract value	£69,481.86

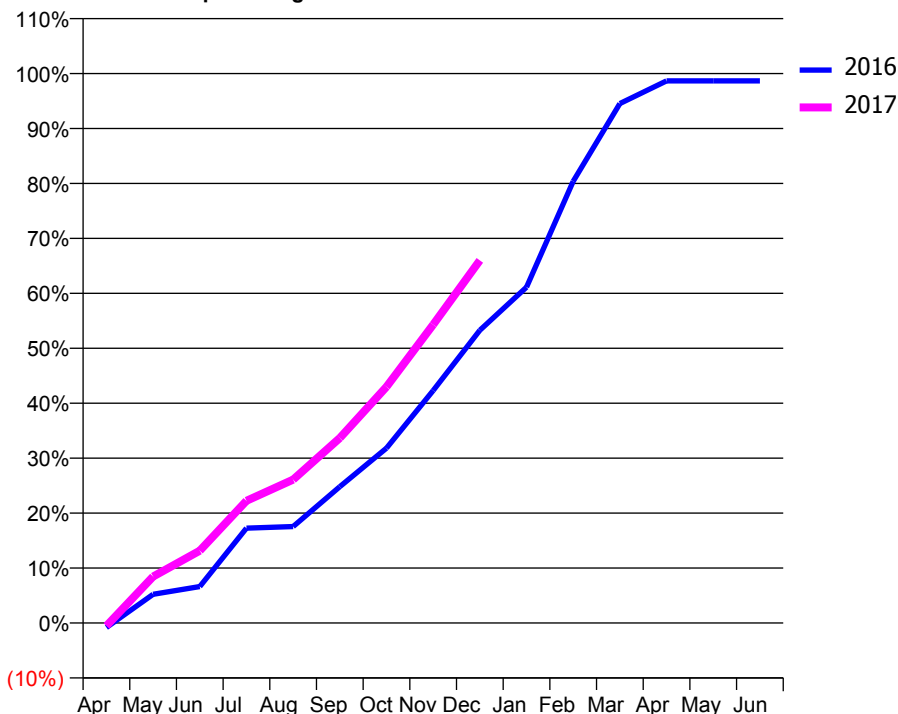
ACCESS*

Patients seen in 24 months	Total	Change since previous quarter
Quarter ending December 2015	1,010	
Quarter ending March 2016	1,110	↑
Quarter ending June 2016	1,087	↓
Quarter ending September 2016	1,073	↓
Quarter ending December 2016	1,056	↓
Variance since December 2015	4.6%	↑



ACTIVITY

Cumulative percentage of contracted UDA delivered 2016 & 2017



Adjusted Scheduled Activity (UDA)

Month	2016	2017
April	-29	-15
May	179	230
June	227	359
July	591	606
August	601	711
September	850	917
October	1,089	1,171
November	1,449	1,478
December	1,824	1,797
January	2,092	
February	2,751	
March	3,236	
April	3,377	
May	3,377	
June	3,377	

QUALITY

	Quantity	Base Number	Contract	AT	Region	England
% of FP17s for the same patient ID Re-attending within 3 months - Children	19	448	4.2%	10.0%	12.1%	12.4%
% of FP17s for the same patient ID Re-attending within 3 months - Adults	51	547	9.3%	14.6%	15.9%	16.6%
% of FP17s for the same patient ID Re-attending between 3 & 9 months - Children	288	448	64.3%	60.9%	58.6%	57.5%
% of FP17s for the same patient ID Re-attending between 3 & 9 months - Adults	367	547	67.1%	53.4%	51.5%	50.4%
% of FP17s for Band 1 Urgent Courses	36	943	3.8%	7.3%	8.0%	9.1%
% of FP17s Relating to Free Repair or Replacements	3	943	0.3%	0.8%	0.8%	0.8%
% of FP17s Relating to Continuations	2	943	0.2%	1.3%	1.2%	1.3%
% of Patients satisfied with the dentistry they have received	1	1	N/A	92.4%	92.8%	92.7%
% of Patients satisfied with the time they had to wait for an appointment	0	1	N/A	88.8%	89.2%	88.8%

* This is based on patients treated on this contract for their most recent course of treatment. Figures in italics indicate the base number of FP17s or Patient Questionnaire responses are less than 100. N/A is shown where the base number of responses is less than 10 during the period. % is calculated as Quantity/Base number*100

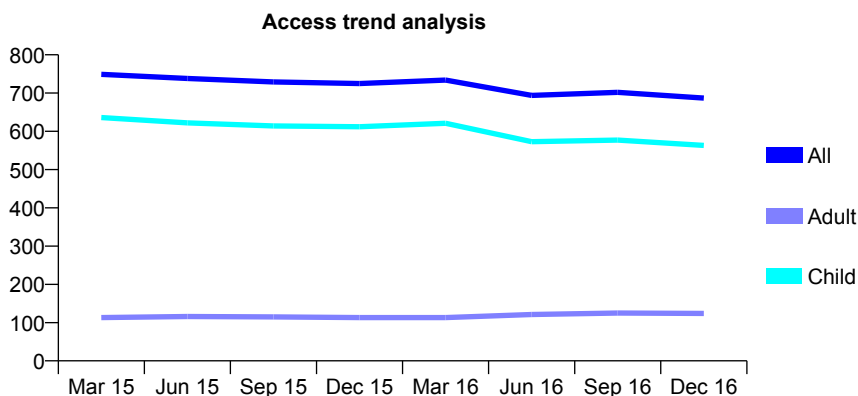
Q59 - Vital Signs At a Glance Contract Report for 927244/0001 - December 2016

Name or company name	MR TE VISSER
Contract type name	GDS Contract
Purpose of contract	General
Contract start date	01/04/2006
Contract end date	

16/17 Contracted general activity (UDA)	1,900
Carry forward general activity (UDA)	0
16/17 Contracted orthodontic activity (UOA)	0
Carry forward orthodontic activity (UOA)	0
Baseline contract value	£41,882.15

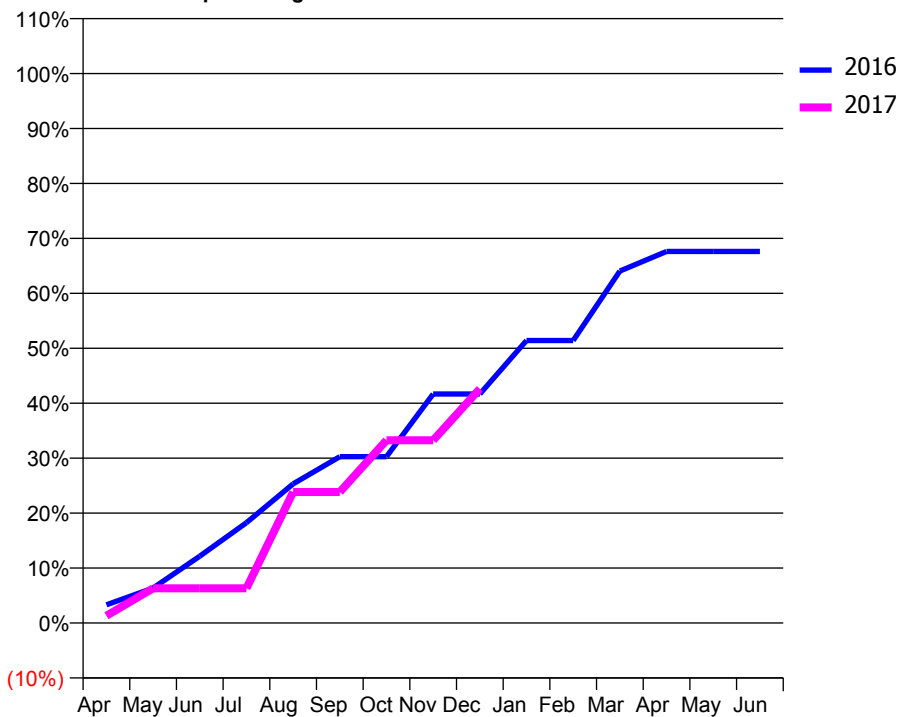
ACCESS*

Patients seen in 24 months	Total	Change since previous quarter
Quarter ending December 2015	725	
Quarter ending March 2016	734	→
Quarter ending June 2016	694	↓
Quarter ending September 2016	702	→
Quarter ending December 2016	687	↓
Variance since December 2015	(5.2%)	↓



ACTIVITY

Cumulative percentage of contracted UDA delivered 2016 & 2017



Month	Adjusted Scheduled Activity (UDA)	
	2016	2017
April	63	25
May	121	120
June	231	120
July	347	120
August	481	453
September	575	453
October	575	632
November	792	632
December	792	810
January	977	
February	977	
March	1,217	
April	1,285	
May	1,285	
June	1,285	

QUALITY

	Quantity	Base Number	Contract	AT	Region	England
% of FP17s for the same patient ID Re-attending within 3 months - Children	35	696	5.0%	10.0%	12.1%	12.4%
% of FP17s for the same patient ID Re-attending within 3 months - Adults	1	39	2.6%	14.6%	15.9%	16.6%
% of FP17s for the same patient ID Re-attending between 3 & 9 months - Children	544	696	78.2%	60.9%	58.6%	57.5%
% of FP17s for the same patient ID Re-attending between 3 & 9 months - Adults	31	39	79.5%	53.4%	51.5%	50.4%
% of FP17s for Band 1 Urgent Courses	0	683	0.0%	7.3%	8.0%	9.1%
% of FP17s Relating to Free Repair or Replacements	0	683	0.0%	0.8%	0.8%	0.8%
% of FP17s Relating to Continuations	10	683	1.5%	1.3%	1.2%	1.3%
% of Patients satisfied with the dentistry they have received	0	0	N/A	92.4%	92.8%	92.7%
% of Patients satisfied with the time they had to wait for an appointment	0	0	N/A	88.8%	89.2%	88.8%

* This is based on patients treated on this contract for their most recent course of treatment. Figures in italics indicate the base number of FP17s or Patient Questionnaire responses are less than 100. N/A is shown where the base number of responses is less than 10 during the period. % is calculated as Quantity/Base number*100

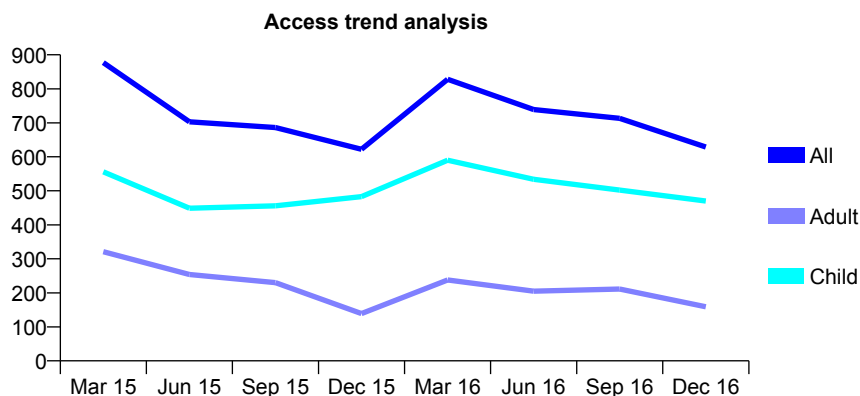
Q59 - Vital Signs At a Glance Contract Report for 929328/0001 - December 2016

Name or company name	MR VH PEART
Contract type name	GDS Contract
Purpose of contract	General and Orthodontic
Contract start date	01/04/2006
Contract end date	

16/17 Contracted general activity (UDA)	1,775
Carry forward general activity (UDA)	22
16/17 Contracted orthodontic activity (UOA)	31
Carry forward orthodontic activity (UOA)	0
Baseline contract value	£50,896.62

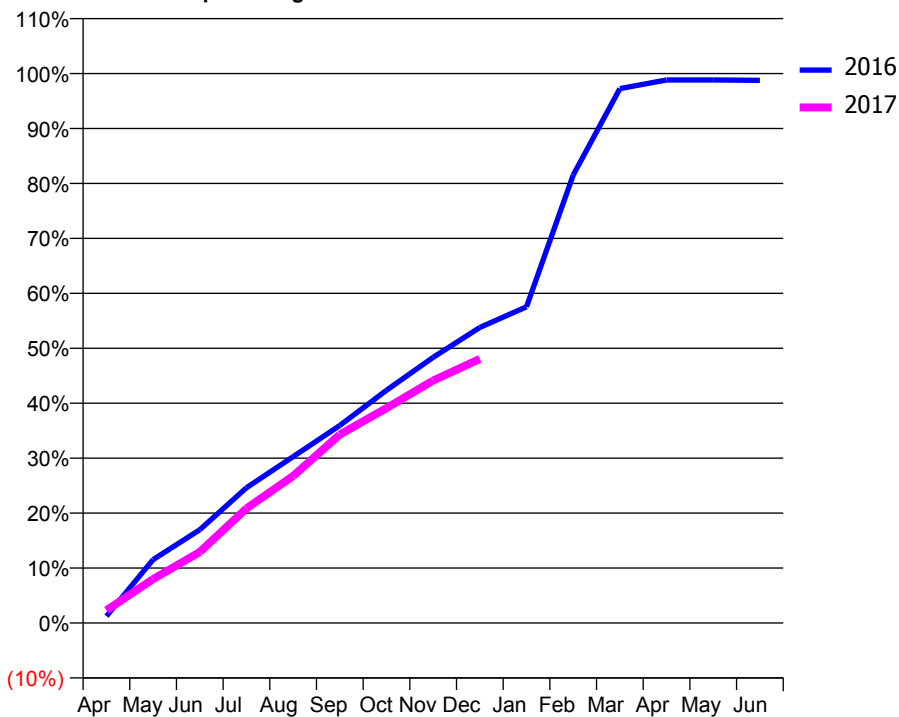
ACCESS*

Patients seen in 24 months	Total	Change since previous quarter
Quarter ending December 2015	622	
Quarter ending March 2016	828	↑
Quarter ending June 2016	739	↓
Quarter ending September 2016	713	↓
Quarter ending December 2016	629	↓
Variance since December 2015	1.1%	→



ACTIVITY

Cumulative percentage of contracted UDA delivered 2016 & 2017



Month	Adjusted Scheduled Activity (UDA)	
	2016	2017
April	22	41
May	205	142
June	301	229
July	437	370
August	537	475
September	638	609
October	752	694
November	858	783
December	955	853
January	1,022	
February	1,447	
March	1,726	
April	1,754	
May	1,754	
June	1,753	

QUALITY

	Quantity	Base Number	Contract	AT	Region	England
% of FP17s for the same patient ID Re-attending within 3 months - Children	45	627	7.2%	10.0%	12.1%	12.4%
% of FP17s for the same patient ID Re-attending within 3 months - Adults	3	57	5.3%	14.6%	15.9%	16.6%
% of FP17s for the same patient ID Re-attending between 3 & 9 months - Children	407	627	64.9%	60.9%	58.6%	57.5%
% of FP17s for the same patient ID Re-attending between 3 & 9 months - Adults	24	57	42.1%	53.4%	51.5%	50.4%
% of FP17s for Band 1 Urgent Courses	15	657	2.3%	7.3%	8.0%	9.1%
% of FP17s Relating to Free Repair or Replacements	1	657	0.2%	0.8%	0.8%	0.8%
% of FP17s Relating to Continuations	0	657	0.0%	1.3%	1.2%	1.3%
% of Patients satisfied with the dentistry they have received	2	2	N/A	92.4%	92.8%	92.7%
% of Patients satisfied with the time they had to wait for an appointment	2	2	N/A	88.8%	89.2%	88.8%

* This is based on patients treated on this contract for their most recent course of treatment. Figures in italics indicate the base number of FP17s or Patient Questionnaire responses are less than 100. N/A is shown where the base number of responses is less than 10 during the period. % is calculated as Quantity/Base number*100

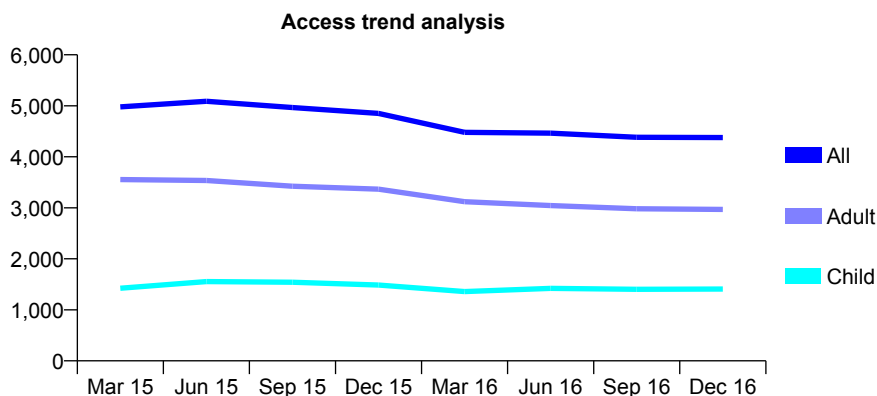
Q59 - Vital Signs At a Glance Contract Report for 929328/0004 - December 2016

Name or company name	MR VH PEART
Contract type name	PDS Plus Contract
Purpose of contract	General
Contract start date	01/04/2010
Contract end date	28/02/2017

16/17 Contracted general activity (UDA)	13,750
Carry forward general activity (UDA)	0
16/17 Contracted orthodontic activity (UOA)	0
Carry forward orthodontic activity (UOA)	0
Baseline contract value	£188,020.96

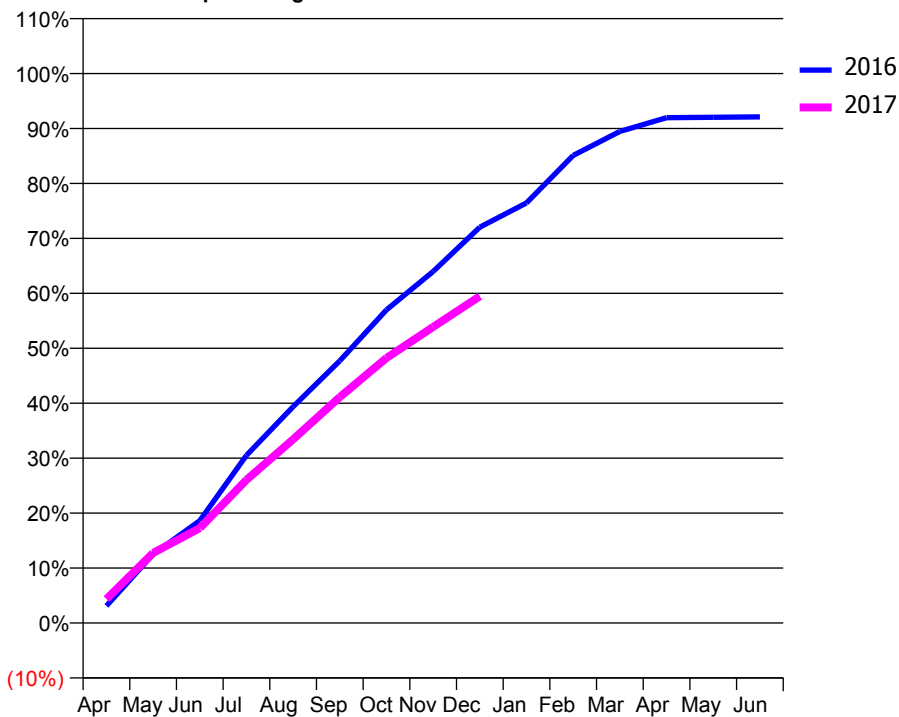
ACCESS*

Patients seen in 24 months	Total	Change since previous quarter
Quarter ending December 2015	4,851	
Quarter ending March 2016	4,479	↓
Quarter ending June 2016	4,464	→
Quarter ending September 2016	4,384	↓
Quarter ending December 2016	4,377	→
Variance since December 2015	(9.8%)	↓



ACTIVITY

Cumulative percentage of contracted UDA delivered 2016 & 2017



Month	Adjusted Scheduled Activity (UDA)	
	2016	2017
April	468	599
May	1,876	1,753
June	2,794	2,375
July	4,577	3,583
August	5,906	4,597
September	7,160	5,655
October	8,547	6,632
November	9,596	7,409
December	10,805	8,177
January	11,468	
February	12,764	
March	13,419	
April	13,793	
May	13,806	
June	13,814	

QUALITY

	Quantity	Base Number	Contract	AT	Region	England
% of FP17s for the same patient ID Re-attending within 3 months - Children	256	2,129	12.0%	10.0%	12.1%	12.4%
% of FP17s for the same patient ID Re-attending within 3 months - Adults	367	2,956	12.4%	14.6%	15.9%	16.6%
% of FP17s for the same patient ID Re-attending between 3 & 9 months - Children	1,375	2,129	64.6%	60.9%	58.6%	57.5%
% of FP17s for the same patient ID Re-attending between 3 & 9 months - Adults	945	2,956	32.0%	53.4%	51.5%	50.4%
% of FP17s for Band 1 Urgent Courses	270	4,839	5.6%	7.3%	8.0%	9.1%
% of FP17s Relating to Free Repair or Replacements	35	4,839	0.7%	0.8%	0.8%	0.8%
% of FP17s Relating to Continuations	19	4,839	0.4%	1.3%	1.2%	1.3%
% of Patients satisfied with the dentistry they have received	7	7	N/A	92.4%	92.8%	92.7%
% of Patients satisfied with the time they had to wait for an appointment	6	7	N/A	88.8%	89.2%	88.8%

* This is based on patients treated on this contract for their most recent course of treatment. Figures in italics indicate the base number of FP17s or Patient Questionnaire responses are less than 100. N/A is shown where the base number of responses is less than 10 during the period. % is calculated as Quantity/Base number*100

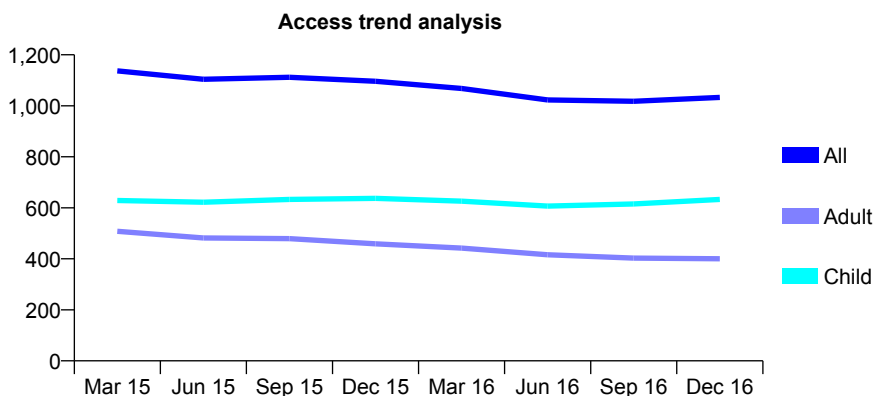
Q59 - Vital Signs At a Glance Contract Report for 931756/0001 - December 2016

Name or company name	MR RD CASEY
Contract type name	GDS Contract
Purpose of contract	General
Contract start date	01/04/2006
Contract end date	

16/17 Contracted general activity (UDA)	3,968
Carry forward general activity (UDA)	107
16/17 Contracted orthodontic activity (UOA)	0
Carry forward orthodontic activity (UOA)	0
Baseline contract value	£106,409.31

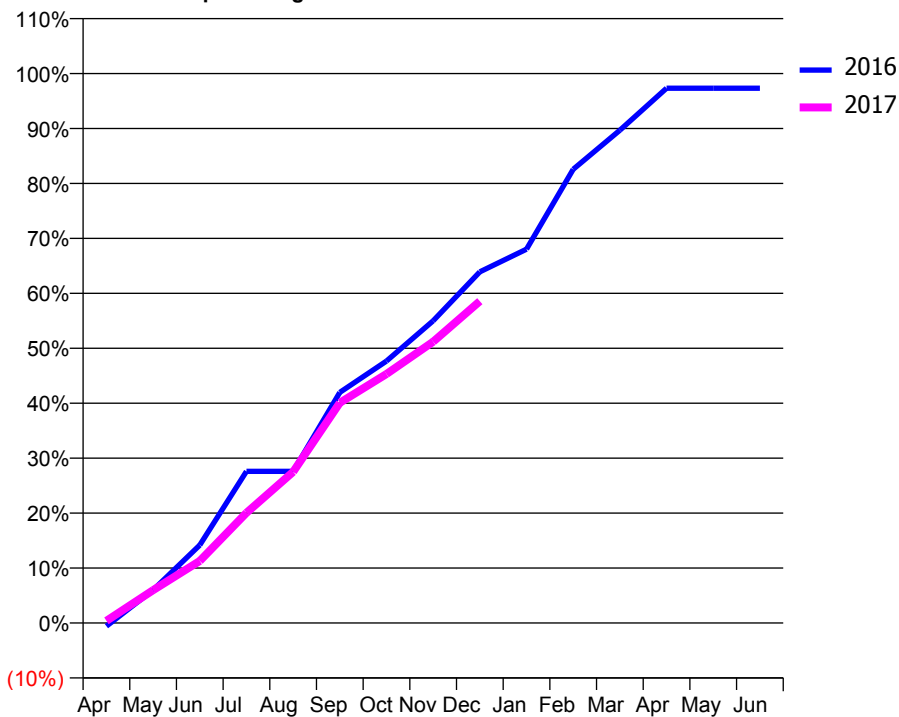
ACCESS*

Patients seen in 24 months	Total	Change since previous quarter
Quarter ending December 2015	1,096	
Quarter ending March 2016	1,068	↓
Quarter ending June 2016	1,023	↓
Quarter ending September 2016	1,018	→
Quarter ending December 2016	1,033	→
Variance since December 2015	(5.7%)	↓



ACTIVITY

Cumulative percentage of contracted UDA delivered 2016 & 2017



Month	Adjusted Scheduled Activity (UDA)	
	2016	2017
April	-24	16
May	238	238
June	563	448
July	1,095	796
August	1,095	1,091
September	1,665	1,591
October	1,891	1,798
November	2,183	2,032
December	2,536	2,324
January	2,700	
February	3,276	
March	3,558	
April	3,861	
May	3,861	
June	3,861	

QUALITY

	Quantity	Base Number	Contract	AT	Region	England
% of FP17s for the same patient ID Re-attending within 3 months - Children	42	683	6.1%	10.0%	12.1%	12.4%
% of FP17s for the same patient ID Re-attending within 3 months - Adults	101	408	24.8%	14.6%	15.9%	16.6%
% of FP17s for the same patient ID Re-attending between 3 & 9 months - Children	413	683	60.5%	60.9%	58.6%	57.5%
% of FP17s for the same patient ID Re-attending between 3 & 9 months - Adults	212	408	52.0%	53.4%	51.5%	50.4%
% of FP17s for Band 1 Urgent Courses	19	1,012	1.9%	7.3%	8.0%	9.1%
% of FP17s Relating to Free Repair or Replacements	0	1,012	0.0%	0.8%	0.8%	0.8%
% of FP17s Relating to Continuations	0	1,012	0.0%	1.3%	1.2%	1.3%
% of Patients satisfied with the dentistry they have received	4	4	N/A	92.4%	92.8%	92.7%
% of Patients satisfied with the time they had to wait for an appointment	4	4	N/A	88.8%	89.2%	88.8%

* This is based on patients treated on this contract for their most recent course of treatment. Figures in italics indicate the base number of FP17s or Patient Questionnaire responses are less than 100. N/A is shown where the base number of responses is less than 10 during the period. % is calculated as Quantity/Base number*100

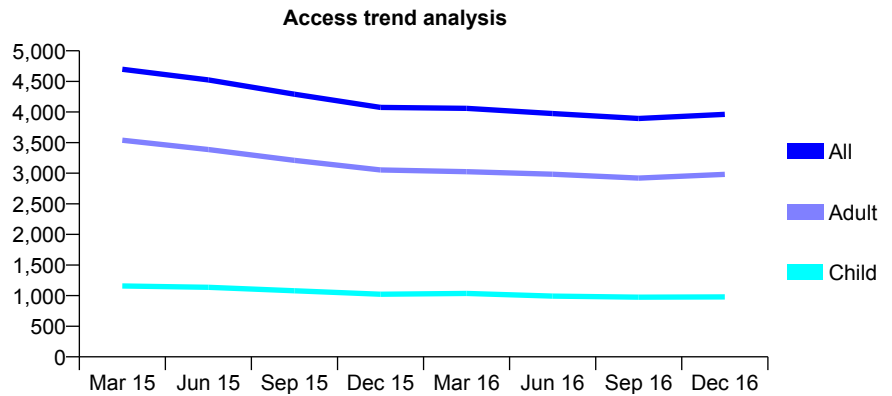
Q59 - Vital Signs At a Glance Contract Report for 939838/0003 - December 2016

Name or company name	MISS Z ISHAK
Contract type name	GDS Contract
Purpose of contract	General
Contract start date	01/04/2008
Contract end date	

16/17 Contracted general activity (UDA)	15,328
Carry forward general activity (UDA)	547
16/17 Contracted orthodontic activity (UOA)	0
Carry forward orthodontic activity (UOA)	0
Baseline contract value	£332,257.24

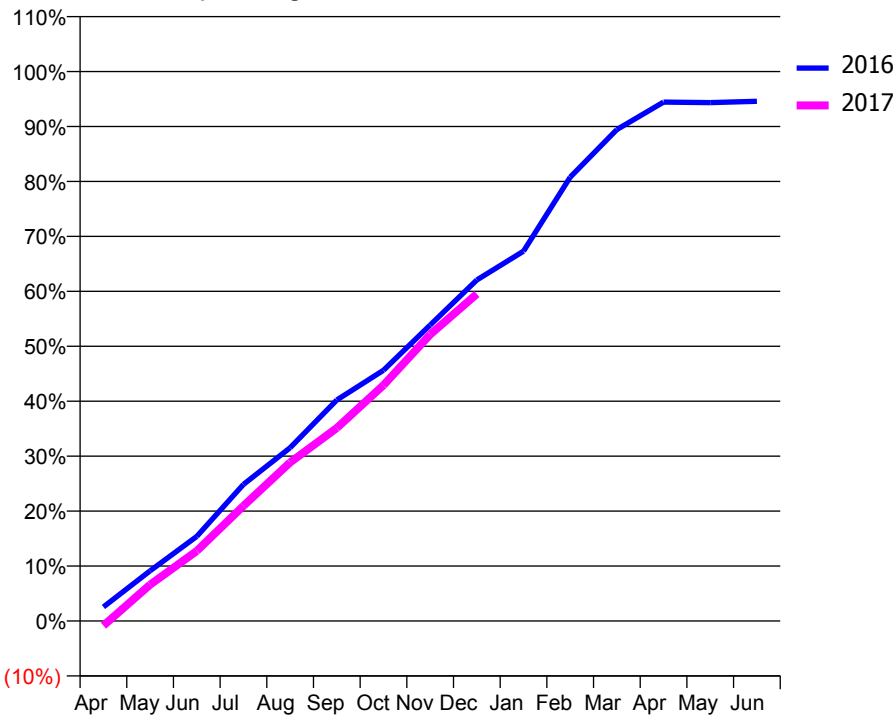
ACCESS*

Patients seen in 24 months	Total	Change since previous quarter
Quarter ending December 2015	4,076	
Quarter ending March 2016	4,060	→
Quarter ending June 2016	3,975	↓
Quarter ending September 2016	3,895	↓
Quarter ending December 2016	3,961	→
Variance since December 2015	(2.8%)	↓



ACTIVITY

Cumulative percentage of contracted UDA delivered 2016 & 2017



Month	Adjusted Scheduled Activity (UDA)	
	2016	2017
April	392	-132
May	1,399	1,014
June	2,361	1,956
July	3,810	3,213
August	4,832	4,423
September	6,165	5,383
October	6,996	6,577
November	8,255	7,992
December	9,514	9,124
January	10,318	
February	12,381	
March	13,709	
April	14,475	
May	14,460	
June	14,498	

QUALITY

	Quantity	Base Number	Contract	AT	Region	England
% of FP17s for the same patient ID Re-attending within 3 months - Children	144	1,353	10.6%	10.0%	12.1%	12.4%
% of FP17s for the same patient ID Re-attending within 3 months - Adults	658	3,650	18.0%	14.6%	15.9%	16.6%
% of FP17s for the same patient ID Re-attending between 3 & 9 months - Children	988	1,353	73.0%	60.9%	58.6%	57.5%
% of FP17s for the same patient ID Re-attending between 3 & 9 months - Adults	1,978	3,650	54.2%	53.4%	51.5%	50.4%
% of FP17s for Band 1 Urgent Courses	274	4,655	5.9%	7.3%	8.0%	9.1%
% of FP17s Relating to Free Repair or Replacements	17	4,655	0.4%	0.8%	0.8%	0.8%
% of FP17s Relating to Continuations	117	4,655	2.5%	1.3%	1.2%	1.3%
% of Patients satisfied with the dentistry they have received	5	6	N/A	92.4%	92.8%	92.7%
% of Patients satisfied with the time they had to wait for an appointment	3	6	N/A	88.8%	89.2%	88.8%

* This is based on patients treated on this contract for their most recent course of treatment. Figures in italics indicate the base number of FP17s or Patient Questionnaire responses are less than 100. N/A is shown where the base number of responses is less than 10 during the period. % is calculated as Quantity/Base number*100

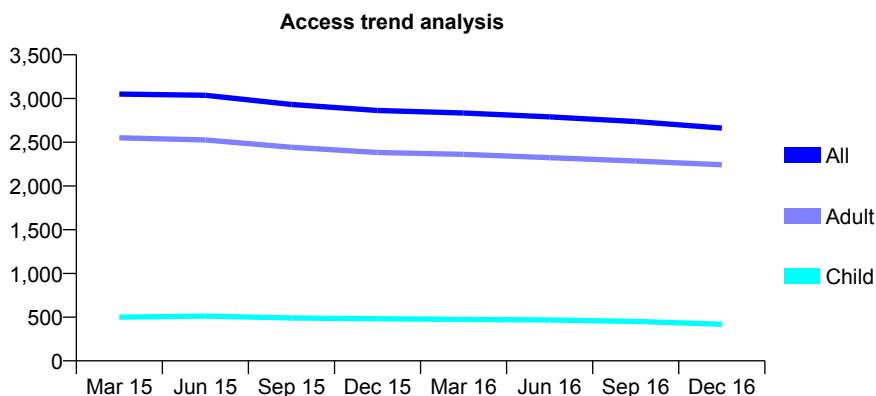
Q59 - Vital Signs At a Glance Contract Report for 939838/0008 - December 2016

Name or company name	MISS Z ISHAK
Contract type name	GDS Contract
Purpose of contract	General
Contract start date	01/02/2013
Contract end date	

16/17 Contracted general activity (UDA)	10,144
Carry forward general activity (UDA)	196
16/17 Contracted orthodontic activity (UOA)	0
Carry forward orthodontic activity (UOA)	0
Baseline contract value	£268,755.28

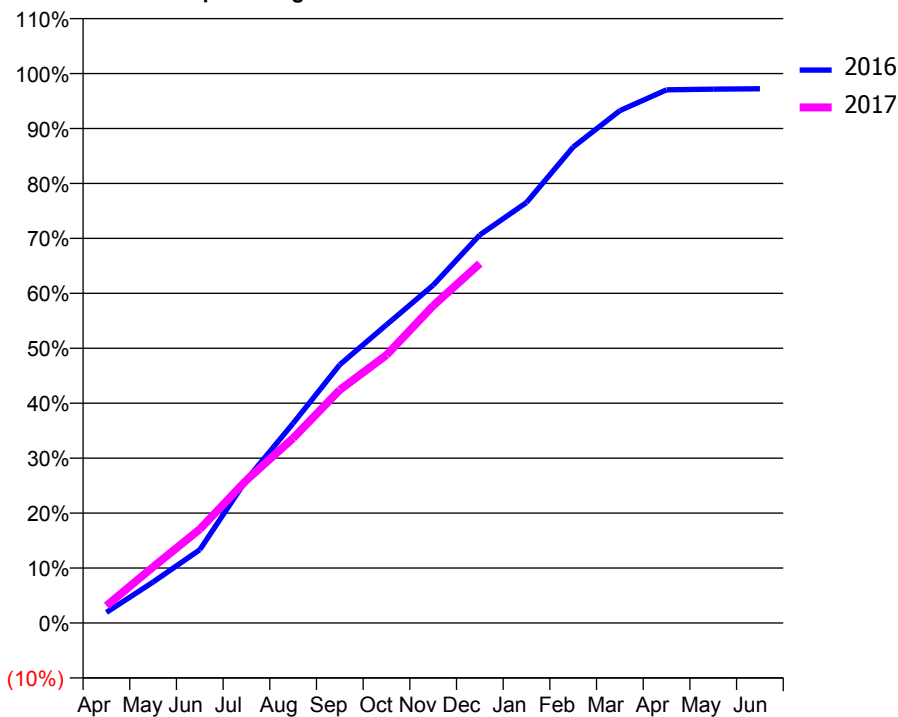
ACCESS*

Patients seen in 24 months	Total	Change since previous quarter
Quarter ending December 2015	2,864	
Quarter ending March 2016	2,835	↓
Quarter ending June 2016	2,790	↓
Quarter ending September 2016	2,736	↓
Quarter ending December 2016	2,662	↓
Variance since December 2015	(7.1%)	↓



ACTIVITY

Cumulative percentage of contracted UDA delivered 2016 & 2017



Month	Adjusted Scheduled Activity (UDA)	
	2016	2017
April	195	320
May	756	1,035
June	1,352	1,731
July	2,646	2,637
August	3,686	3,414
September	4,768	4,304
October	5,505	4,946
November	6,236	5,857
December	7,163	6,635
January	7,762	
February	8,787	
March	9,459	
April	9,843	
May	9,856	
June	9,863	

QUALITY

	Quantity	Base Number	Contract	AT	Region	England
% of FP17s for the same patient ID Re-attending within 3 months - Children	36	730	4.9%	10.0%	12.1%	12.4%
% of FP17s for the same patient ID Re-attending within 3 months - Adults	293	2,881	10.2%	14.6%	15.9%	16.6%
% of FP17s for the same patient ID Re-attending between 3 & 9 months - Children	622	730	85.2%	60.9%	58.6%	57.5%
% of FP17s for the same patient ID Re-attending between 3 & 9 months - Adults	2,165	2,881	75.1%	53.4%	51.5%	50.4%
% of FP17s for Band 1 Urgent Courses	51	3,266	1.6%	7.3%	8.0%	9.1%
% of FP17s Relating to Free Repair or Replacements	36	3,266	1.1%	0.8%	0.8%	0.8%
% of FP17s Relating to Continuations	88	3,266	2.7%	1.3%	1.2%	1.3%
% of Patients satisfied with the dentistry they have received	5	6	N/A	92.4%	92.8%	92.7%
% of Patients satisfied with the time they had to wait for an appointment	5	6	N/A	88.8%	89.2%	88.8%

* This is based on patients treated on this contract for their most recent course of treatment. Figures in italics indicate the base number of FP17s or Patient Questionnaire responses are less than 100. N/A is shown where the base number of responses is less than 10 during the period. % is calculated as Quantity/Base number*100

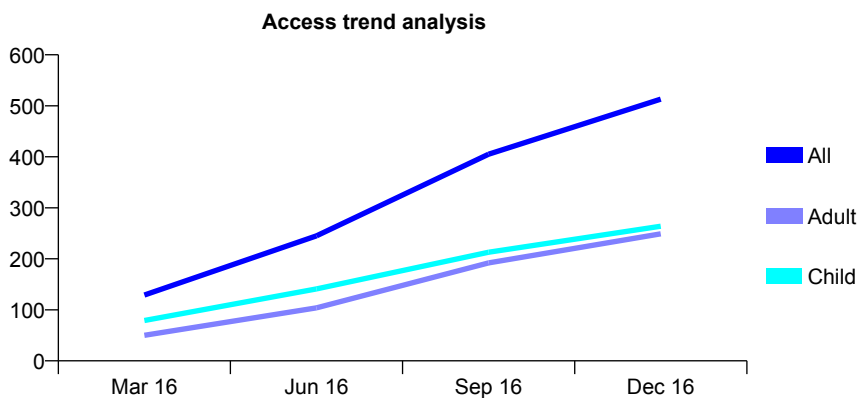
Q59 - Vital Signs At a Glance Contract Report for 962198/0001 - December 2016

Name or company name	MRS S HINDOCHA
Contract type name	GDS Contract
Purpose of contract	General
Contract start date	06/02/2016
Contract end date	

16/17 Contracted general activity (UDA)	2,502
Carry forward general activity (UDA)	0
16/17 Contracted orthodontic activity (UOA)	0
Carry forward orthodontic activity (UOA)	0
Baseline contract value	£54,704.58

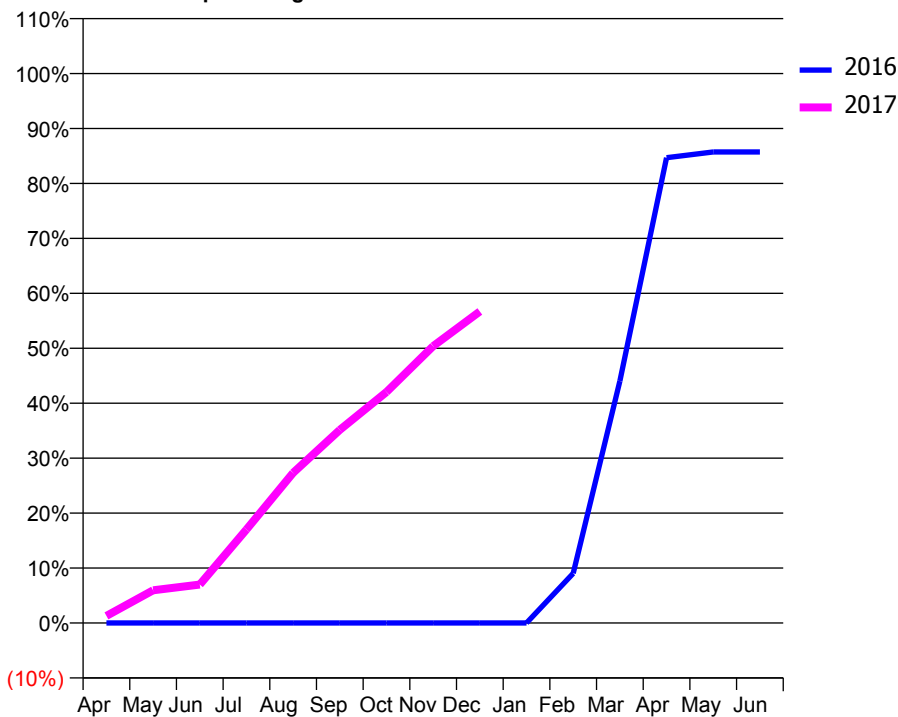
ACCESS*

Patients seen in 24 months	Total	Change since previous quarter
Quarter ending December 2015	0	
Quarter ending March 2016	129	
Quarter ending June 2016	245	↑
Quarter ending September 2016	405	↑
Quarter ending December 2016	513	↑
Variance since December 2015	N/A	



ACTIVITY

Cumulative percentage of contracted UDA delivered 2016 & 2017



Month	Adjusted Scheduled Activity (UDA)	
	2016	2017
April	0	32
May	0	149
June	0	175
July	0	426
August	0	684
September	0	879
October	0	1,052
November	0	1,261
December	0	1,418
January	0	
February	34	
March	168	
April	323	
May	327	
June	327	

QUALITY

	Quantity	Base Number	Contract	AT	Region	England
% of FP17s for the same patient ID Re-attending within 3 months - Children	18	295	6.1%	10.0%	12.1%	12.4%
% of FP17s for the same patient ID Re-attending within 3 months - Adults	62	304	20.4%	14.6%	15.9%	16.6%
% of FP17s for the same patient ID Re-attending between 3 & 9 months - Children	67	295	22.7%	60.9%	58.6%	57.5%
% of FP17s for the same patient ID Re-attending between 3 & 9 months - Adults	38	304	12.5%	53.4%	51.5%	50.4%
% of FP17s for Band 1 Urgent Courses	42	535	7.9%	7.3%	8.0%	9.1%
% of FP17s Relating to Free Repair or Replacements	0	535	0.0%	0.8%	0.8%	0.8%
% of FP17s Relating to Continuations	0	535	0.0%	1.3%	1.2%	1.3%
% of Patients satisfied with the dentistry they have received	0	0	N/A	92.4%	92.8%	92.7%
% of Patients satisfied with the time they had to wait for an appointment	0	0	N/A	88.8%	89.2%	88.8%

* This is based on patients treated on this contract for their most recent course of treatment. Figures in italics indicate the base number of FP17s or Patient Questionnaire responses are less than 100. N/A is shown where the base number of responses is less than 10 during the period. % is calculated as Quantity/Base number*100

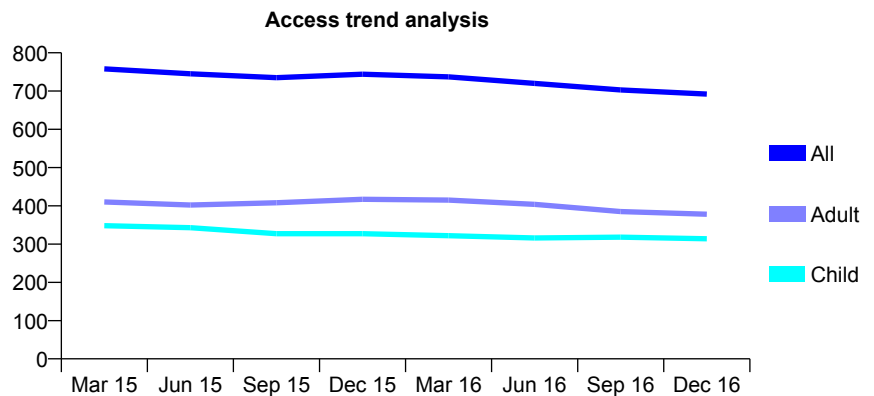
Q59 - Vital Signs At a Glance Contract Report for 967432/0001 - December 2016

Name or company name	MS AD PATEL
Contract type name	GDS Contract
Purpose of contract	General
Contract start date	01/12/2007
Contract end date	

16/17 Contracted general activity (UDA)	3,344
Carry forward general activity (UDA)	0
16/17 Contracted orthodontic activity (UOA)	0
Carry forward orthodontic activity (UOA)	0
Baseline contract value	£61,978.06

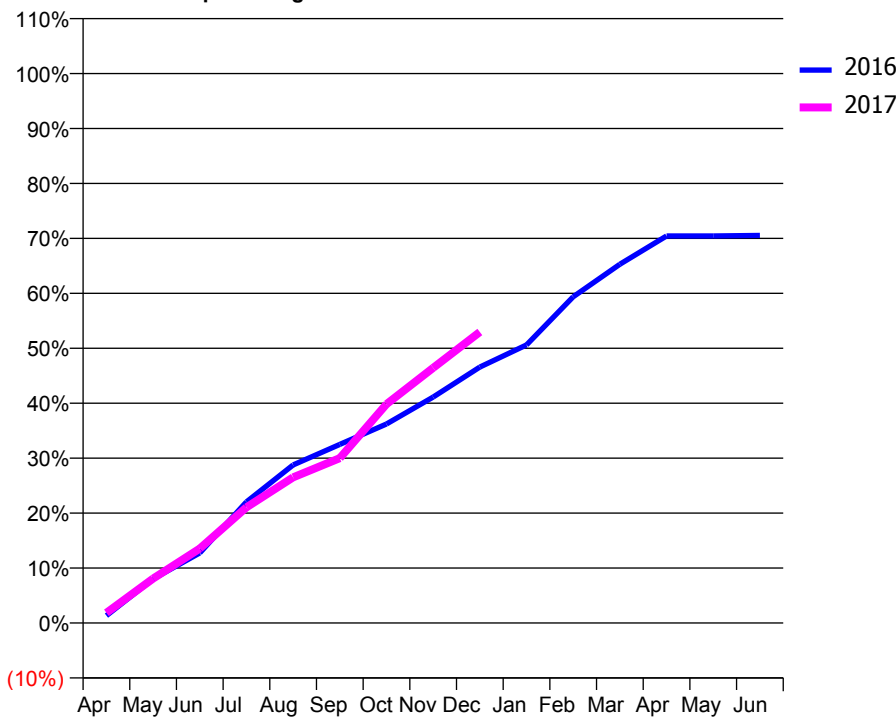
ACCESS*

Patients seen in 24 months	Total	Change since previous quarter
Quarter ending December 2015	744	
Quarter ending March 2016	737	→
Quarter ending June 2016	720	↓
Quarter ending September 2016	703	↓
Quarter ending December 2016	692	↓
Variance since December 2015	(7.0%)	↓



ACTIVITY

Cumulative percentage of contracted UDA delivered 2016 & 2017



Month	Adjusted Scheduled Activity (UDA)	
	2016	2017
April	45	62
May	268	271
June	426	453
July	737	704
August	962	886
September	1,087	1,004
October	1,211	1,332
November	1,375	1,552
December	1,558	1,771
January	1,693	
February	1,985	
March	2,183	
April	2,355	
May	2,355	
June	2,358	

QUALITY

	Quantity	Base Number	Contract	AT	Region	England
% of FP17s for the same patient ID Re-attending within 3 months - Children	42	409	10.3%	10.0%	12.1%	12.4%
% of FP17s for the same patient ID Re-attending within 3 months - Adults	73	394	18.5%	14.6%	15.9%	16.6%
% of FP17s for the same patient ID Re-attending between 3 & 9 months - Children	265	409	64.8%	60.9%	58.6%	57.5%
% of FP17s for the same patient ID Re-attending between 3 & 9 months - Adults	246	394	62.4%	53.4%	51.5%	50.4%
% of FP17s for Band 1 Urgent Courses	27	742	3.6%	7.3%	8.0%	9.1%
% of FP17s Relating to Free Repair or Replacements	2	742	0.3%	0.8%	0.8%	0.8%
% of FP17s Relating to Continuations	30	742	4.0%	1.3%	1.2%	1.3%
% of Patients satisfied with the dentistry they have received	2	2	N/A	92.4%	92.8%	92.7%
% of Patients satisfied with the time they had to wait for an appointment	2	2	N/A	88.8%	89.2%	88.8%

* This is based on patients treated on this contract for their most recent course of treatment. Figures in italics indicate the base number of FP17s or Patient Questionnaire responses are less than 100. N/A is shown where the base number of responses is less than 10 during the period. % is calculated as Quantity/Base number*100

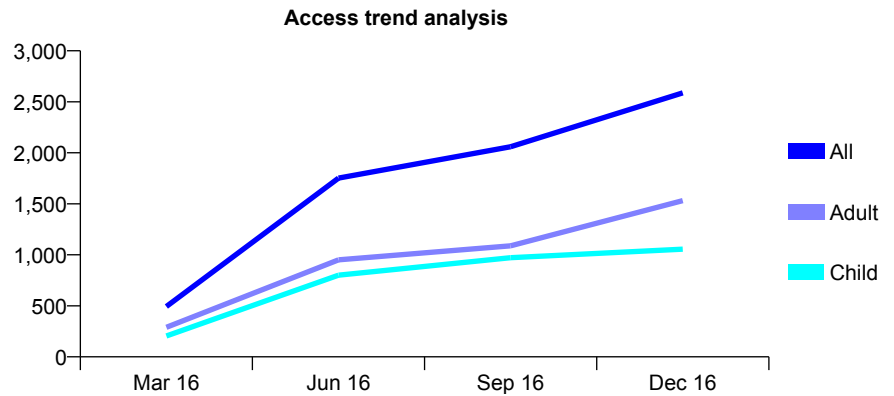
Q59 - Vital Signs At a Glance Contract Report for 995584/0001 - December 2016

Name or company name	Mr B Khaseria & Mrs M K Dhariwal
Contract type name	GDS Contract
Purpose of contract	General
Contract start date	01/01/2016
Contract end date	

16/17 Contracted general activity (UDA)	13,032
Carry forward general activity (UDA)	22
16/17 Contracted orthodontic activity (UOA)	0
Carry forward orthodontic activity (UOA)	0
Baseline contract value	£307,722.13

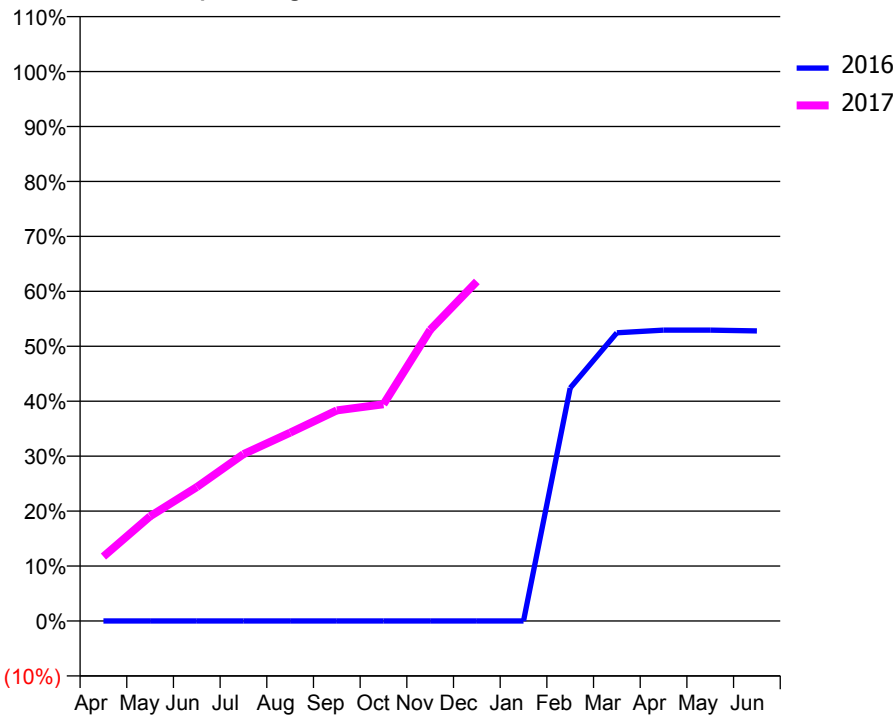
ACCESS*

Patients seen in 24 months	Total	Change since previous quarter
Quarter ending December 2015	0	
Quarter ending March 2016	494	
Quarter ending June 2016	1,752	↑
Quarter ending September 2016	2,060	↑
Quarter ending December 2016	2,588	↑
Variance since December 2015	N/A	



ACTIVITY

Cumulative percentage of contracted UDA delivered 2016 & 2017



Month	Adjusted Scheduled Activity (UDA)	
	2016	2017
April	0	1,530
May	0	2,483
June	0	3,177
July	0	3,959
August	0	4,466
September	0	4,995
October	0	5,139
November	0	6,904
December	0	8,054
January	0	
February	927	
March	1,147	
April	1,157	
May	1,157	
June	1,154	

QUALITY

	Quantity	Base Number	Contract	AT	Region	England
% of FP17s for the same patient ID Re-attending within 3 months - Children	80	1,536	5.2%	10.0%	12.1%	12.4%
% of FP17s for the same patient ID Re-attending within 3 months - Adults	116	1,822	6.4%	14.6%	15.9%	16.6%
% of FP17s for the same patient ID Re-attending between 3 & 9 months - Children	499	1,536	32.5%	60.9%	58.6%	57.5%
% of FP17s for the same patient ID Re-attending between 3 & 9 months - Adults	468	1,822	25.7%	53.4%	51.5%	50.4%
% of FP17s for Band 1 Urgent Courses	119	3,351	3.6%	7.3%	8.0%	9.1%
% of FP17s Relating to Free Repair or Replacements	3	3,351	0.1%	0.8%	0.8%	0.8%
% of FP17s Relating to Continuations	4	3,351	0.1%	1.3%	1.2%	1.3%
% of Patients satisfied with the dentistry they have received	4	6	N/A	92.4%	92.8%	92.7%
% of Patients satisfied with the time they had to wait for an appointment	5	6	N/A	88.8%	89.2%	88.8%

* This is based on patients treated on this contract for their most recent course of treatment. Figures in italics indicate the base number of FP17s or Patient Questionnaire responses are less than 100. N/A is shown where the base number of responses is less than 10 during the period. % is calculated as Quantity/Base number*100

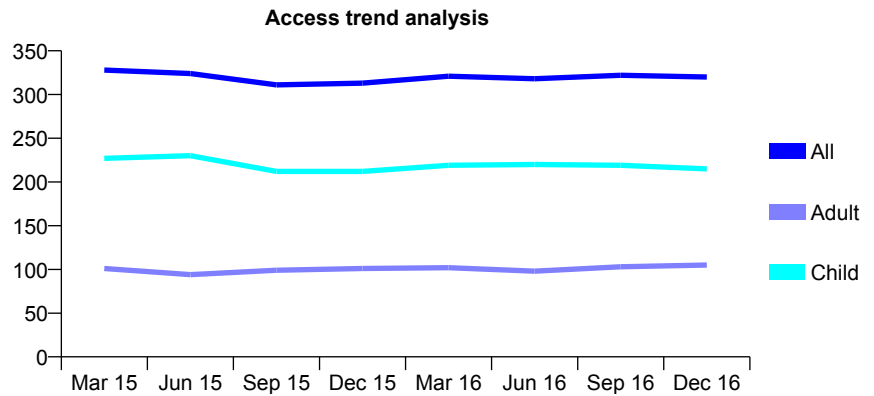
Q59 - Vital Signs At a Glance Contract Report for 998133/0001 - December 2016

Name or company name	MR MR LECHKI
Contract type name	GDS Contract
Purpose of contract	General
Contract start date	01/04/2006
Contract end date	

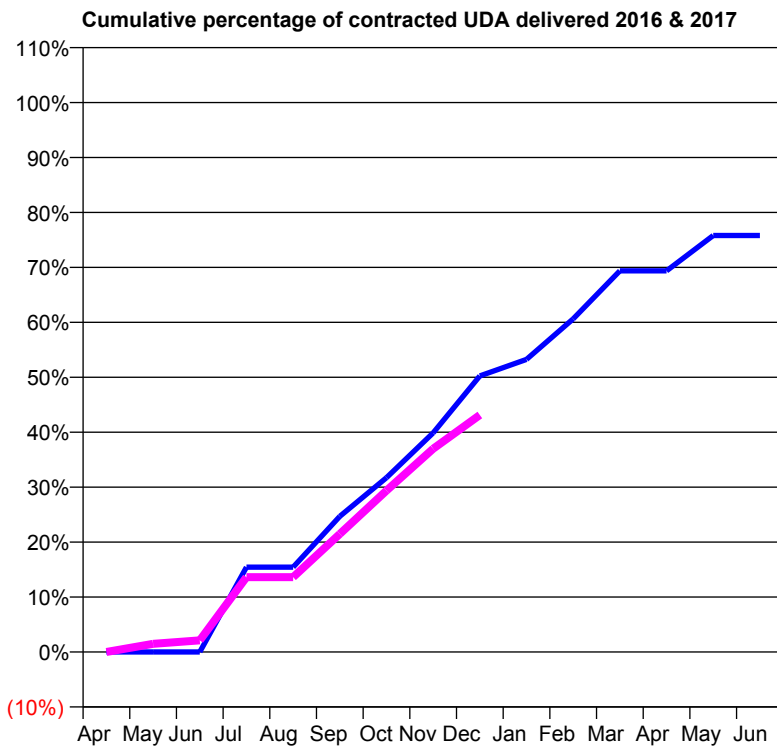
16/17 Contracted general activity (UDA)	800
Carry forward general activity (UDA)	0
16/17 Contracted orthodontic activity (UOA)	0
Carry forward orthodontic activity (UOA)	0
Baseline contract value	£17,135.70

ACCESS*

Patients seen in 24 months	Total	Change since previous quarter
Quarter ending December 2015	313	
Quarter ending March 2016	321	↑
Quarter ending June 2016	318	→
Quarter ending September 2016	322	→
Quarter ending December 2016	320	→
Variance since December 2015	2.2%	↑



ACTIVITY



Month	Adjusted Scheduled Activity (UDA)	
	2016	2017
April	0	0
May	0	12
June	0	17
July	124	109
August	124	109
September	198	172
October	254	235
November	319	296
December	402	345
January	426	
February	485	
March	555	
April	555	
May	606	
June	606	

QUALITY

	Quantity	Base Number	Contract	AT	Region	England
% of FP17s for the same patient ID Re-attending within 3 months - Children	2	181	1.1%	10.0%	12.1%	12.4%
% of FP17s for the same patient ID Re-attending within 3 months - Adults	8	61	13.1%	14.6%	15.9%	16.6%
% of FP17s for the same patient ID Re-attending between 3 & 9 months - Children	89	181	49.2%	60.9%	58.6%	57.5%
% of FP17s for the same patient ID Re-attending between 3 & 9 months - Adults	27	61	44.3%	53.4%	51.5%	50.4%
% of FP17s for Band 1 Urgent Courses	0	208	0.0%	7.3%	8.0%	9.1%
% of FP17s Relating to Free Repair or Replacements	0	208	0.0%	0.8%	0.8%	0.8%
% of FP17s Relating to Continuations	0	208	0.0%	1.3%	1.2%	1.3%
% of Patients satisfied with the dentistry they have received	0	0	N/A	92.4%	92.8%	92.7%
% of Patients satisfied with the time they had to wait for an appointment	0	0	N/A	88.8%	89.2%	88.8%

* This is based on patients treated on this contract for their most recent course of treatment. Figures in italics indicate the base number of FP17s or Patient Questionnaire responses are less than 100. N/A is shown where the base number of responses is less than 10 during the period. % is calculated as Quantity/Base number*100

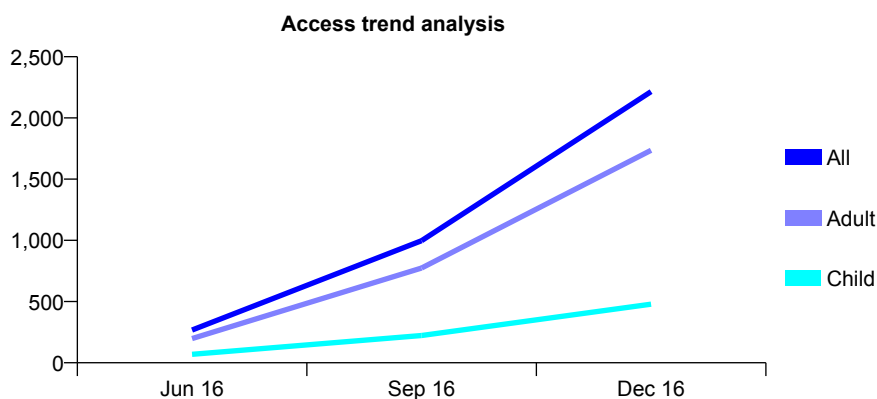
Q60 - Vital Signs At a Glance Contract Report for 100034/0000 - December 2016

Name or company name	Whitecross Dental Care Limited
Contract type name	PDS Contract
Purpose of contract	General
Contract start date	01/04/2016
Contract end date	31/03/2026

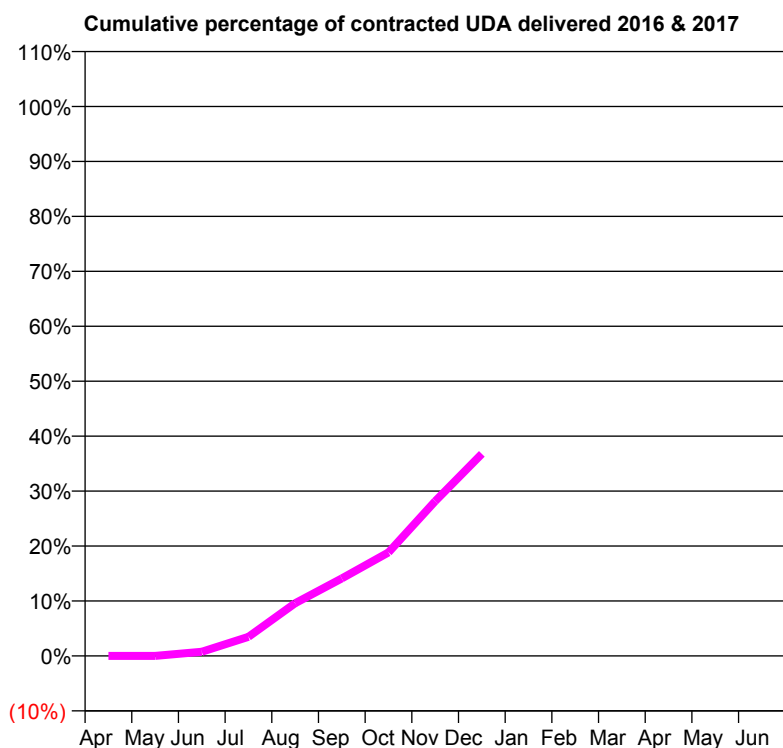
16/17 Contracted general activity (UDA)	16,000
Carry forward general activity (UDA)	0
16/17 Contracted orthodontic activity (UOA)	0
Carry forward orthodontic activity (UOA)	0
Baseline contract value	£392,971.68

ACCESS*

Patients seen in 24 months	Total	Change since previous quarter
Quarter ending December 2015	0	
Quarter ending March 2016	0	
Quarter ending June 2016	267	↑
Quarter ending September 2016	997	↑
Quarter ending December 2016	2,215	↑
Variance since December 2015	N/A	



ACTIVITY



Month	Adjusted Scheduled Activity (UDA)	
	2016	2017
April	0	0
May	0	0
June	0	121
July	0	557
August	0	1,534
September	0	2,257
October	0	3,014
November	0	4,508
December	0	5,884
January	0	
February	0	
March	0	
April	0	
May	0	
June	0	

QUALITY

	Quantity	Base Number	Contract	AT	Region	England
% of FP17s for the same patient ID Re-attending within 3 months - Children	15	500	3.0%	10.5%	12.1%	12.4%
% of FP17s for the same patient ID Re-attending within 3 months - Adults	267	2,145	12.4%	14.2%	15.9%	16.6%
% of FP17s for the same patient ID Re-attending between 3 & 9 months - Children	26	500	5.2%	59.2%	58.6%	57.5%
% of FP17s for the same patient ID Re-attending between 3 & 9 months - Adults	108	2,145	5.0%	54.1%	51.5%	50.4%
% of FP17s for Band 1 Urgent Courses	380	2,645	14.4%	7.2%	8.0%	9.1%
% of FP17s Relating to Free Repair or Replacements	8	2,645	0.3%	0.9%	0.8%	0.8%
% of FP17s Relating to Continuations	57	2,645	2.2%	1.4%	1.2%	1.3%
% of Patients satisfied with the dentistry they have received	0	0	N/A	93.3%	92.8%	92.7%
% of Patients satisfied with the time they had to wait for an appointment	0	0	N/A	89.9%	89.2%	88.8%

* This is based on patients treated on this contract for their most recent course of treatment. Figures in italics indicate the base number of FP17s or Patient Questionnaire responses are less than 100. N/A is shown where the base number of responses is less than 10 during the period. % is calculated as Quantity/Base number*100

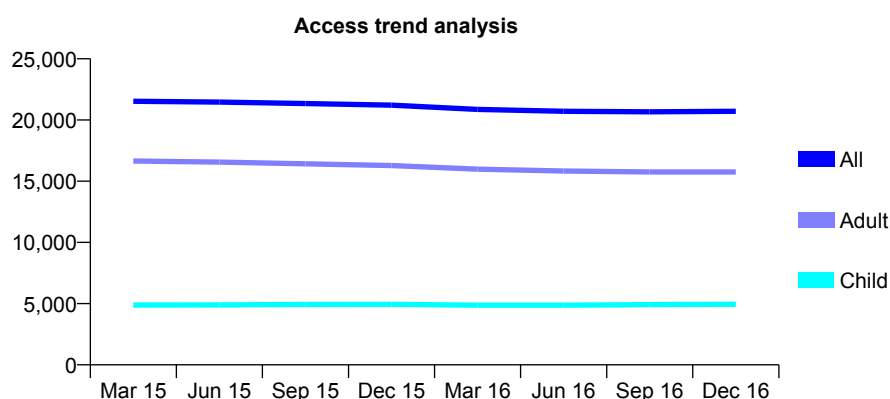
Q60 - Vital Signs At a Glance Contract Report for 101281/0063 - December 2016

Name or company name	OASIS DENTAL CARE LTD
Contract type name	GDS Contract
Purpose of contract	General and Orthodontic
Contract start date	01/04/2006
Contract end date	

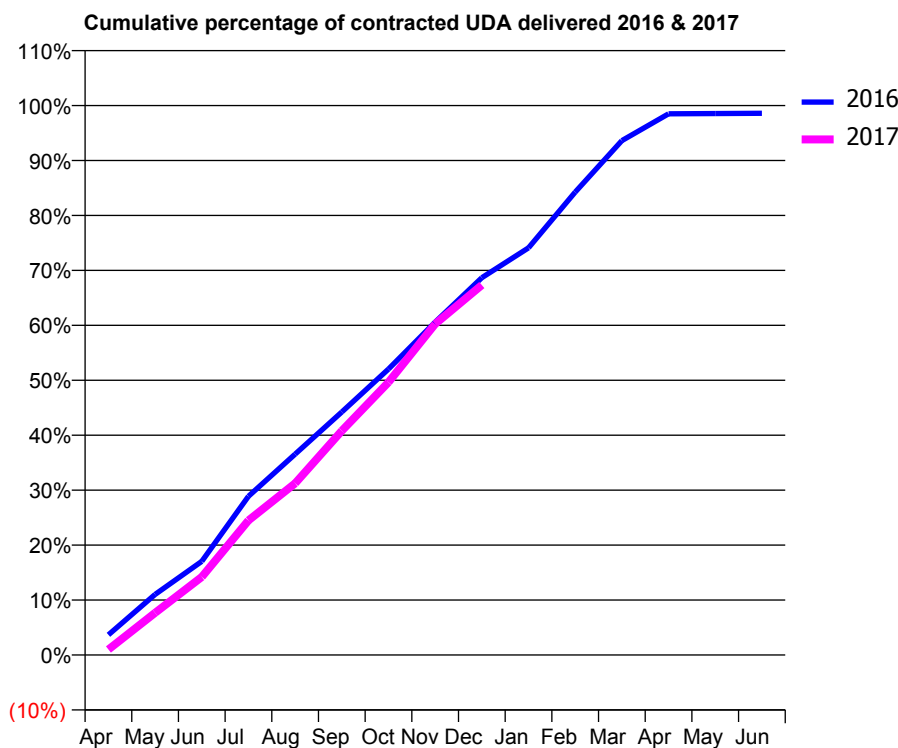
16/17 Contracted general activity (UDA)	67,013
Carry forward general activity (UDA)	950
16/17 Contracted orthodontic activity (UOA)	648
Carry forward orthodontic activity (UOA)	-10
Baseline contract value	£1,692,324.57

ACCESS*

Patients seen in 24 months	Total	Change since previous quarter
Quarter ending December 2015	21,220	
Quarter ending March 2016	20,861	↓
Quarter ending June 2016	20,716	→
Quarter ending September 2016	20,674	→
Quarter ending December 2016	20,714	→
Variance since December 2015	(2.4%)	↓



ACTIVITY



Month	Adjusted Scheduled Activity (UDA)	
	2016	2017
April	2,467	669
May	7,384	5,140
June	11,431	9,525
July	19,352	16,421
August	24,504	20,942
September	29,642	27,339
October	34,869	33,256
November	40,604	40,370
December	46,012	45,119
January	49,660	
February	56,455	
March	62,728	
April	66,007	
May	66,033	
June	66,063	

QUALITY

	Quantity	Base Number	Contract	AT	Region	England
% of FP17s for the same patient ID Re-attending within 3 months - Children	347	5,475	6.3%	10.5%	12.1%	12.4%
% of FP17s for the same patient ID Re-attending within 3 months - Adults	2,710	17,852	15.2%	14.2%	15.9%	16.6%
% of FP17s for the same patient ID Re-attending between 3 & 9 months - Children	3,255	5,475	59.5%	59.2%	58.6%	57.5%
% of FP17s for the same patient ID Re-attending between 3 & 9 months - Adults	10,813	17,852	60.6%	54.1%	51.5%	50.4%
% of FP17s for Band 1 Urgent Courses	1,573	21,901	7.2%	7.2%	8.0%	9.1%
% of FP17s Relating to Free Repair or Replacements	346	21,901	1.6%	0.9%	0.8%	0.8%
% of FP17s Relating to Continuations	142	21,901	0.6%	1.4%	1.2%	1.3%
% of Patients satisfied with the dentistry they have received	27	30	90.0%	93.3%	92.8%	92.7%
% of Patients satisfied with the time they had to wait for an appointment	22	30	73.3%	89.9%	89.2%	88.8%

* This is based on patients treated on this contract for their most recent course of treatment. Figures in italics indicate the base number of FP17s or Patient Questionnaire responses are less than 100. N/A is shown where the base number of responses is less than 10 during the period. % is calculated as Quantity/Base number*100

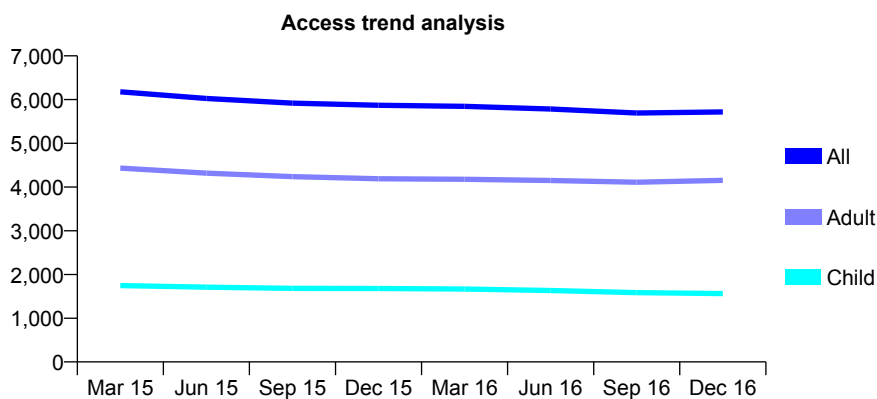
Q60 - Vital Signs At a Glance Contract Report for 101281/0071 - December 2016

Name or company name	OASIS DENTAL CARE LTD
Contract type name	GDS Contract
Purpose of contract	General
Contract start date	01/04/2006
Contract end date	

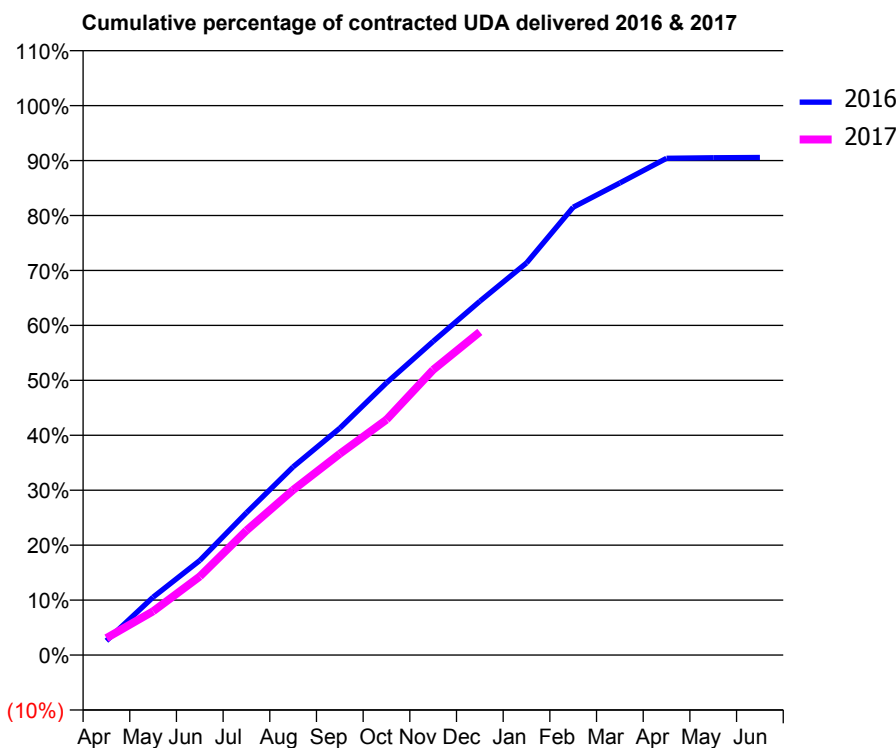
16/17 Contracted general activity (UDA)	19,322
Carry forward general activity (UDA)	0
16/17 Contracted orthodontic activity (UOA)	0
Carry forward orthodontic activity (UOA)	0
Baseline contract value	£400,129.84

ACCESS*

Patients seen in 24 months	Total	Change since previous quarter
Quarter ending December 2015	5,869	
Quarter ending March 2016	5,845	→
Quarter ending June 2016	5,785	↓
Quarter ending September 2016	5,694	↓
Quarter ending December 2016	5,716	→
Variance since December 2015	(2.6%)	↓



ACTIVITY



Month	Adjusted Scheduled Activity (UDA)	
	2016	2017
April	502	596
May	2,035	1,543
June	3,325	2,764
July	5,005	4,380
August	6,618	5,806
September	7,980	7,077
October	9,574	8,278
November	11,029	10,030
December	12,443	11,364
January	13,789	
February	15,749	
March	16,602	
April	17,468	
May	17,487	
June	17,499	

QUALITY

	Quantity	Base Number	Contract	AT	Region	England
% of FP17s for the same patient ID Re-attending within 3 months - Children	115	1,445	8.0%	10.5%	12.1%	12.4%
% of FP17s for the same patient ID Re-attending within 3 months - Adults	810	4,168	19.4%	14.2%	15.9%	16.6%
% of FP17s for the same patient ID Re-attending between 3 & 9 months - Children	697	1,445	48.2%	59.2%	58.6%	57.5%
% of FP17s for the same patient ID Re-attending between 3 & 9 months - Adults	1,827	4,168	43.8%	54.1%	51.5%	50.4%
% of FP17s for Band 1 Urgent Courses	307	5,191	5.9%	7.2%	8.0%	9.1%
% of FP17s Relating to Free Repair or Replacements	98	5,191	1.9%	0.9%	0.8%	0.8%
% of FP17s Relating to Continuations	242	5,191	4.7%	1.4%	1.2%	1.3%
% of Patients satisfied with the dentistry they have received	12	12	100.0%	93.3%	92.8%	92.7%
% of Patients satisfied with the time they had to wait for an appointment	11	12	91.7%	89.9%	89.2%	88.8%

* This is based on patients treated on this contract for their most recent course of treatment. Figures in italics indicate the base number of FP17s or Patient Questionnaire responses are less than 100. N/A is shown where the base number of responses is less than 10 during the period. % is calculated as Quantity/Base number*100

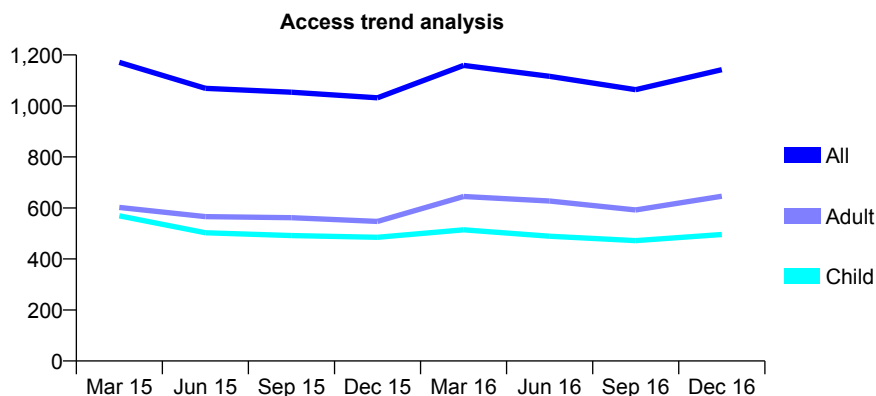
Q60 - Vital Signs At a Glance Contract Report for 101281/0097 - December 2016

Name or company name	OASIS DENTAL CARE LTD
Contract type name	GDS Contract
Purpose of contract	General
Contract start date	01/04/2006
Contract end date	

16/17 Contracted general activity (UDA)	4,002
Carry forward general activity (UDA)	-3
16/17 Contracted orthodontic activity (UOA)	0
Carry forward orthodontic activity (UOA)	0
Baseline contract value	£92,552.02

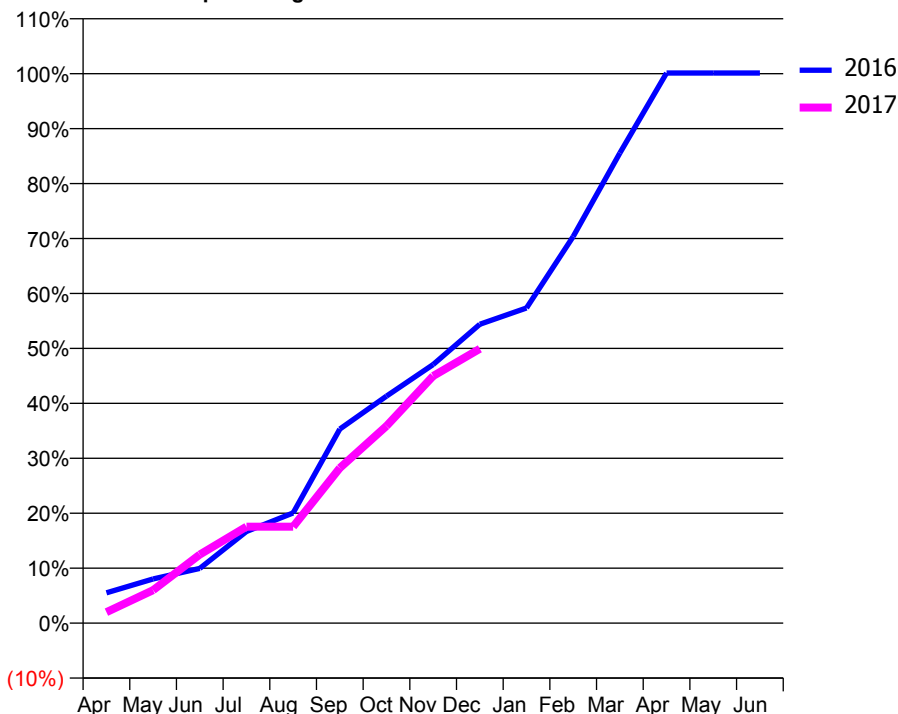
ACCESS*

Patients seen in 24 months	Total	Change since previous quarter
Quarter ending December 2015	1,032	
Quarter ending March 2016	1,159	↑
Quarter ending June 2016	1,116	↓
Quarter ending September 2016	1,064	↓
Quarter ending December 2016	1,142	↑
Variance since December 2015	10.7%	↑



ACTIVITY

Cumulative percentage of contracted UDA delivered 2016 & 2017



Adjusted Scheduled Activity (UDA)

Month	2016	2017
April	184	81
May	267	240
June	331	499
July	554	703
August	666	703
September	1,173	1,130
October	1,371	1,436
November	1,563	1,800
December	1,806	1,998
January	1,904	
February	2,336	
March	2,841	
April	3,323	
May	3,323	
June	3,323	

QUALITY

	Quantity	Base Number	Contract	AT	Region	England
% of FP17s for the same patient ID Re-attending within 3 months - Children	28	569	4.9%	10.5%	12.1%	12.4%
% of FP17s for the same patient ID Re-attending within 3 months - Adults	66	635	10.4%	14.2%	15.9%	16.6%
% of FP17s for the same patient ID Re-attending between 3 & 9 months - Children	360	569	63.3%	59.2%	58.6%	57.5%
% of FP17s for the same patient ID Re-attending between 3 & 9 months - Adults	349	635	55.0%	54.1%	51.5%	50.4%
% of FP17s for Band 1 Urgent Courses	47	1,030	4.6%	7.2%	8.0%	9.1%
% of FP17s Relating to Free Repair or Replacements	9	1,030	0.9%	0.9%	0.8%	0.8%
% of FP17s Relating to Continuations	4	1,030	0.4%	1.4%	1.2%	1.3%
% of Patients satisfied with the dentistry they have received	1	1	N/A	93.3%	92.8%	92.7%
% of Patients satisfied with the time they had to wait for an appointment	1	1	N/A	89.9%	89.2%	88.8%

* This is based on patients treated on this contract for their most recent course of treatment. Figures in italics indicate the base number of FP17s or Patient Questionnaire responses are less than 100. N/A is shown where the base number of responses is less than 10 during the period. % is calculated as Quantity/Base number*100

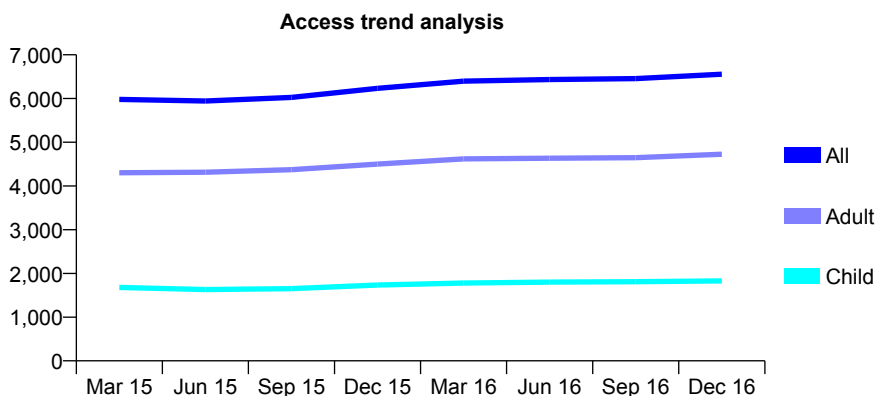
Q60 - Vital Signs At a Glance Contract Report for 101281/0127 - December 2016

Name or company name	OASIS DENTAL CARE LTD
Contract type name	GDS Contract
Purpose of contract	General and Orthodontic
Contract start date	01/04/2006
Contract end date	

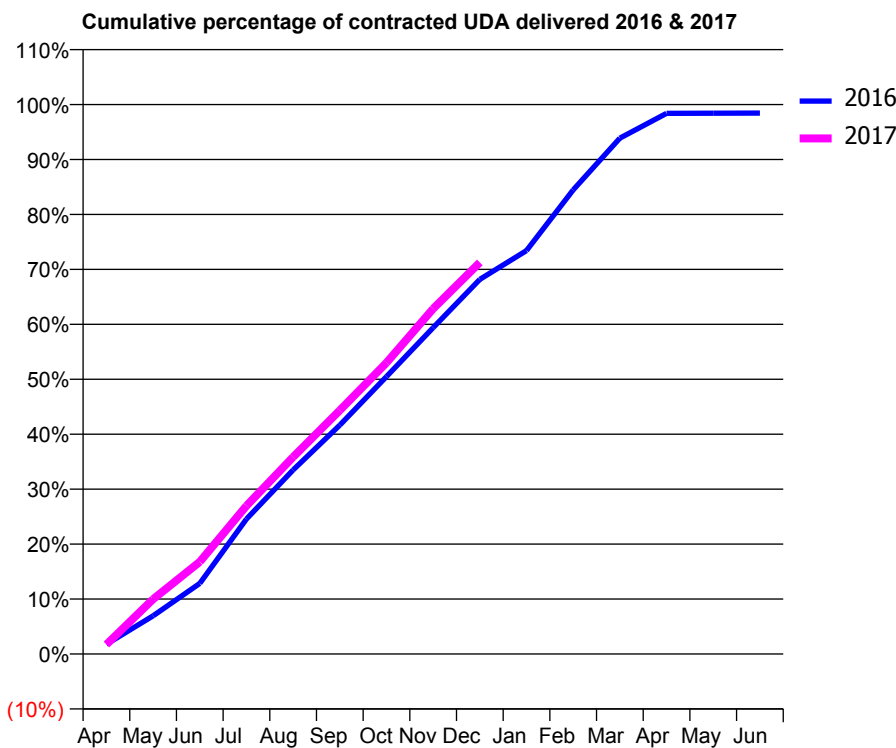
16/17 Contracted general activity (UDA)	19,147
Carry forward general activity (UDA)	300
16/17 Contracted orthodontic activity (UOA)	272
Carry forward orthodontic activity (UOA)	0
Baseline contract value	£442,361.73

ACCESS*

Patients seen in 24 months	Total	Change since previous quarter
Quarter ending December 2015	6,234	
Quarter ending March 2016	6,397	↑
Quarter ending June 2016	6,435	→
Quarter ending September 2016	6,456	→
Quarter ending December 2016	6,555	→
Variance since December 2015	5.1%	↑



ACTIVITY



Month	Adjusted Scheduled Activity (UDA)	
	2016	2017
April	341	334
May	1,333	1,910
June	2,459	3,214
July	4,704	5,162
August	6,414	6,866
September	7,975	8,493
October	9,668	10,148
November	11,373	12,033
December	13,054	13,646
January	14,056	
February	16,173	
March	17,977	
April	18,839	
May	18,844	
June	18,847	

QUALITY

	Quantity	Base Number	Contract	AT	Region	England
% of FP17s for the same patient ID Re-attending within 3 months - Children	180	1,924	9.4%	10.5%	12.1%	12.4%
% of FP17s for the same patient ID Re-attending within 3 months - Adults	951	4,695	20.3%	14.2%	15.9%	16.6%
% of FP17s for the same patient ID Re-attending between 3 & 9 months - Children	971	1,924	50.5%	59.2%	58.6%	57.5%
% of FP17s for the same patient ID Re-attending between 3 & 9 months - Adults	2,054	4,695	43.7%	54.1%	51.5%	50.4%
% of FP17s for Band 1 Urgent Courses	449	6,198	7.2%	7.2%	8.0%	9.1%
% of FP17s Relating to Free Repair or Replacements	121	6,198	2.0%	0.9%	0.8%	0.8%
% of FP17s Relating to Continuations	257	6,198	4.1%	1.4%	1.2%	1.3%
% of Patients satisfied with the dentistry they have received	11	11	100.0%	93.3%	92.8%	92.7%
% of Patients satisfied with the time they had to wait for an appointment	10	11	90.9%	89.9%	89.2%	88.8%

* This is based on patients treated on this contract for their most recent course of treatment. Figures in italics indicate the base number of FP17s or Patient Questionnaire responses are less than 100. N/A is shown where the base number of responses is less than 10 during the period. % is calculated as Quantity/Base number*100

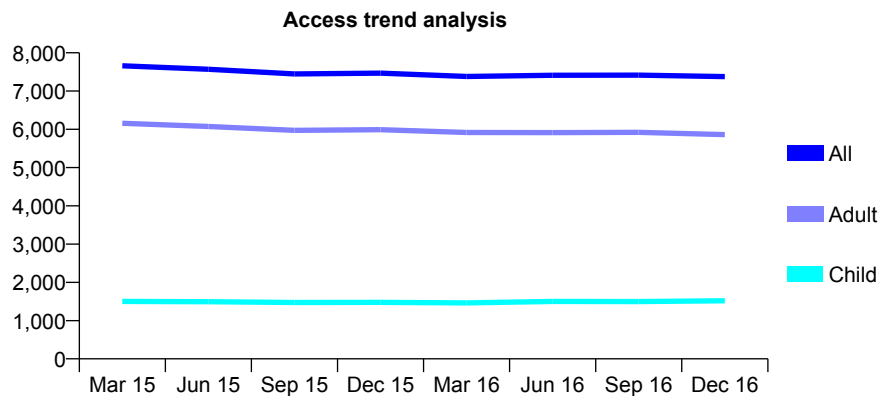
Q60 - Vital Signs At a Glance Contract Report for 101338/0007 - December 2016

Name or company name	Whitecross Dental Care Limited
Contract type name	GDS Contract
Purpose of contract	General
Contract start date	01/04/2006
Contract end date	

16/17 Contracted general activity (UDA)	24,220
Carry forward general activity (UDA)	-88
16/17 Contracted orthodontic activity (UOA)	0
Carry forward orthodontic activity (UOA)	0
Baseline contract value	£587,538.81

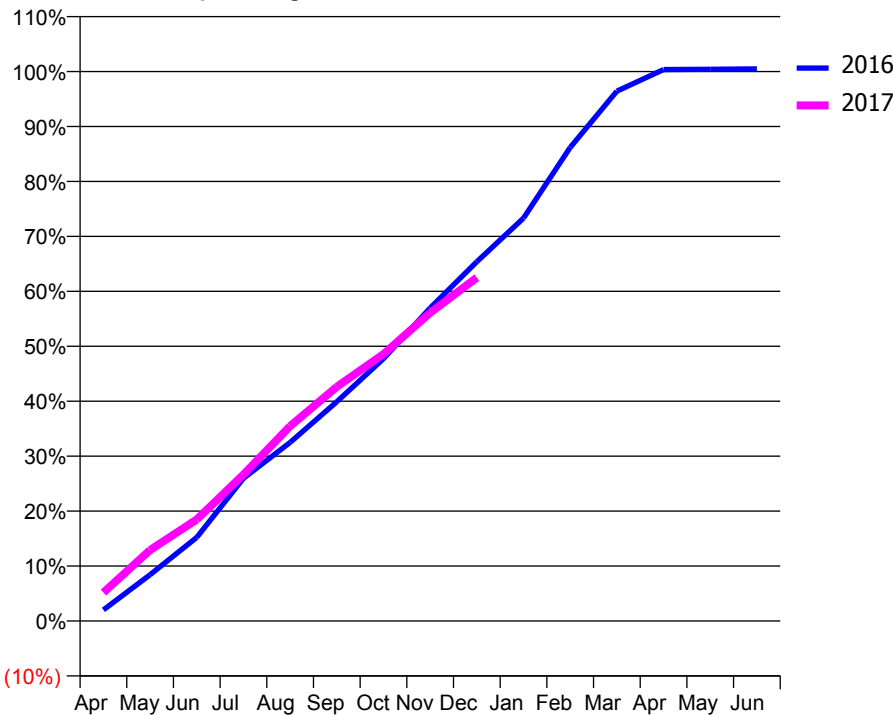
ACCESS*

Patients seen in 24 months	Total	Change since previous quarter
Quarter ending December 2015	7,467	
Quarter ending March 2016	7,380	↓
Quarter ending June 2016	7,412	→
Quarter ending September 2016	7,415	→
Quarter ending December 2016	7,377	→
Variance since December 2015	(1.2%)	↓



ACTIVITY

Cumulative percentage of contracted UDA delivered 2016 & 2017



Month	Adjusted Scheduled Activity (UDA)	
	2016	2017
April	369	1,255
May	1,536	3,129
June	2,774	4,477
July	4,735	6,454
August	5,925	8,592
September	7,273	10,325
October	8,701	11,766
November	10,379	13,584
December	11,915	15,138
January	13,357	
February	15,703	
March	17,566	
April	18,286	
May	18,293	
June	18,308	

QUALITY

	Quantity	Base Number	Contract	AT	Region	England
% of FP17s for the same patient ID Re-attending within 3 months - Children	64	1,318	4.9%	10.5%	12.1%	12.4%
% of FP17s for the same patient ID Re-attending within 3 months - Adults	675	5,289	12.8%	14.2%	15.9%	16.6%
% of FP17s for the same patient ID Re-attending between 3 & 9 months - Children	620	1,318	47.0%	59.2%	58.6%	57.5%
% of FP17s for the same patient ID Re-attending between 3 & 9 months - Adults	2,519	5,289	47.6%	54.1%	51.5%	50.4%
% of FP17s for Band 1 Urgent Courses	102	6,261	1.6%	7.2%	8.0%	9.1%
% of FP17s Relating to Free Repair or Replacements	44	6,261	0.7%	0.9%	0.8%	0.8%
% of FP17s Relating to Continuations	196	6,261	3.1%	1.4%	1.2%	1.3%
% of Patients satisfied with the dentistry they have received	16	18	88.9%	93.3%	92.8%	92.7%
% of Patients satisfied with the time they had to wait for an appointment	12	18	66.7%	89.9%	89.2%	88.8%

* This is based on patients treated on this contract for their most recent course of treatment. Figures in italics indicate the base number of FP17s or Patient Questionnaire responses are less than 100. N/A is shown where the base number of responses is less than 10 during the period. % is calculated as Quantity/Base number*100

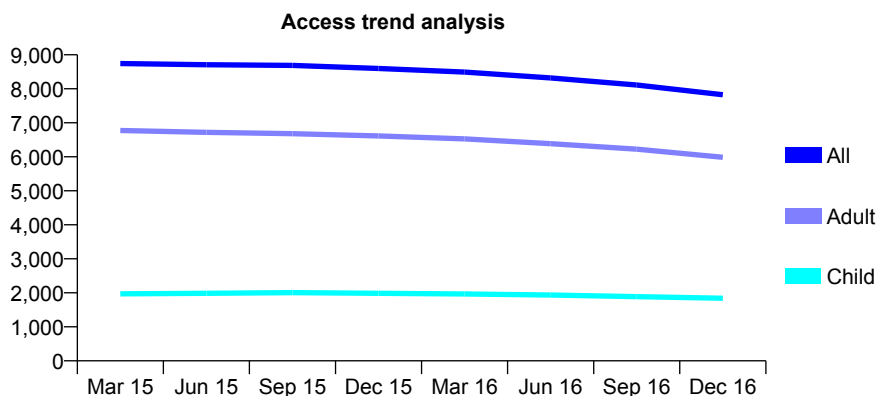
Q60 - Vital Signs At a Glance Contract Report for 101338/0010 - December 2016

Name or company name	Whitecross Dental Care Limited
Contract type name	GDS Contract
Purpose of contract	General
Contract start date	01/04/2006
Contract end date	

16/17 Contracted general activity (UDA)	25,000
Carry forward general activity (UDA)	0
16/17 Contracted orthodontic activity (UOA)	0
Carry forward orthodontic activity (UOA)	0
Baseline contract value	£682,667.82

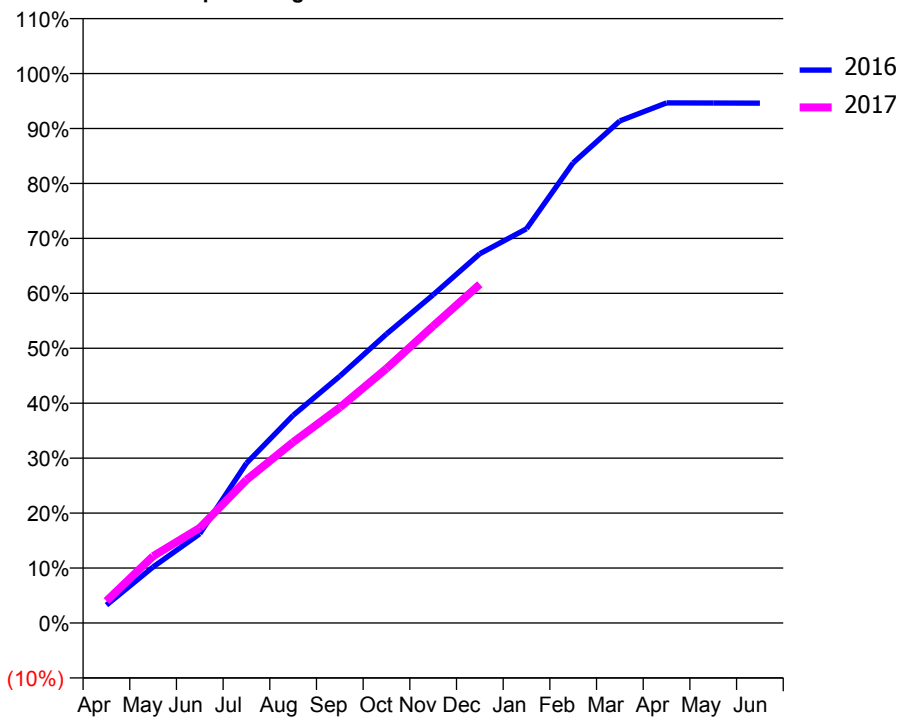
ACCESS*

Patients seen in 24 months	Total	Change since previous quarter
Quarter ending December 2015	8,598	
Quarter ending March 2016	8,492	↓
Quarter ending June 2016	8,321	↓
Quarter ending September 2016	8,113	↓
Quarter ending December 2016	7,827	↓
Variance since December 2015	(9.0%)	↓



ACTIVITY

Cumulative percentage of contracted UDA delivered 2016 & 2017



Adjusted Scheduled Activity (UDA)

Month	2016	2017
April	785	1,004
May	2,449	3,045
June	3,898	4,327
July	6,982	6,515
August	9,070	8,229
September	10,783	9,809
October	12,622	11,577
November	14,336	13,513
December	16,129	15,412
January	17,221	
February	20,102	
March	21,929	
April	22,718	
May	22,710	
June	22,703	

QUALITY

	Quantity	Base Number	Contract	AT	Region	England
% of FP17s for the same patient ID Re-attending within 3 months - Children	124	1,837	6.8%	10.5%	12.1%	12.4%
% of FP17s for the same patient ID Re-attending within 3 months - Adults	801	6,022	13.3%	14.2%	15.9%	16.6%
% of FP17s for the same patient ID Re-attending between 3 & 9 months - Children	935	1,837	50.9%	59.2%	58.6%	57.5%
% of FP17s for the same patient ID Re-attending between 3 & 9 months - Adults	3,219	6,022	53.5%	54.1%	51.5%	50.4%
% of FP17s for Band 1 Urgent Courses	545	7,540	7.2%	7.2%	8.0%	9.1%
% of FP17s Relating to Free Repair or Replacements	64	7,540	0.8%	0.9%	0.8%	0.8%
% of FP17s Relating to Continuations	112	7,540	1.5%	1.4%	1.2%	1.3%
% of Patients satisfied with the dentistry they have received	15	17	88.2%	93.3%	92.8%	92.7%
% of Patients satisfied with the time they had to wait for an appointment	14	17	82.4%	89.9%	89.2%	88.8%

* This is based on patients treated on this contract for their most recent course of treatment. Figures in italics indicate the base number of FP17s or Patient Questionnaire responses are less than 100. N/A is shown where the base number of responses is less than 10 during the period. % is calculated as Quantity/Base number*100

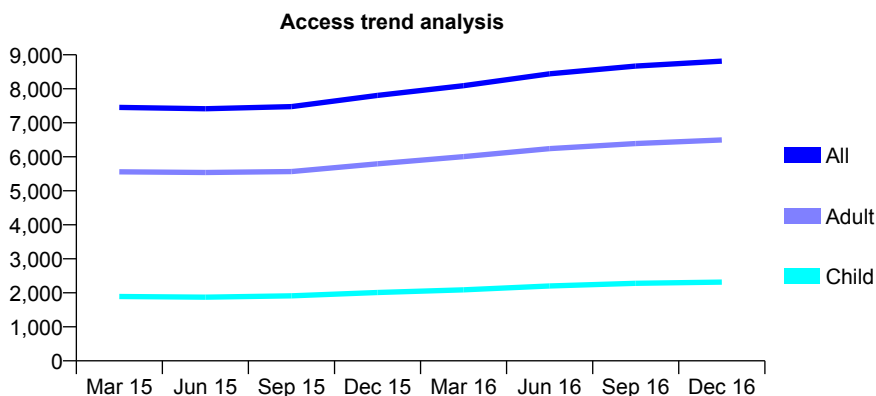
Q60 - Vital Signs At a Glance Contract Report for 101338/0011 - December 2016

Name or company name	Whitecross Dental Care Limited
Contract type name	Pilot Contract
Purpose of contract	General
Contract start date	01/04/2006
Contract end date	

16/17 Contracted general activity (UDA)	27,000
Carry forward general activity (UDA)	0
16/17 Contracted orthodontic activity (UOA)	0
Carry forward orthodontic activity (UOA)	0
Baseline contract value	£735,994.00

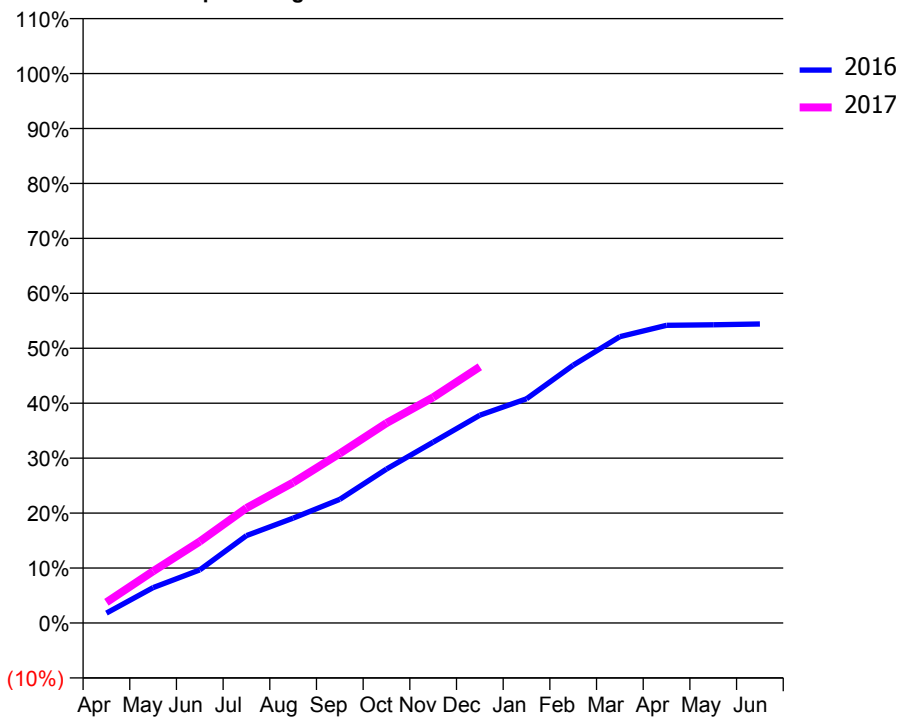
ACCESS*

Patients seen in 24 months	Total	Change since previous quarter
Quarter ending December 2015	7,804	
Quarter ending March 2016	8,092	↑
Quarter ending June 2016	8,442	↑
Quarter ending September 2016	8,668	↑
Quarter ending December 2016	8,812	→
Variance since December 2015	12.9%	↑



ACTIVITY

Cumulative percentage of contracted UDA delivered 2016 & 2017



Month	Adjusted Scheduled Activity (UDA)	
	2016	2017
April	487	1,021
May	1,738	2,549
June	2,612	4,005
July	4,292	5,649
August	5,155	6,902
September	6,077	8,329
October	7,562	9,825
November	8,885	11,089
December	10,209	12,587
January	11,018	
February	12,667	
March	14,073	
April	14,630	
May	14,655	
June	14,692	

QUALITY

	Quantity	Base Number	Contract	AT	Region	England
% of FP17s for the same patient ID Re-attending within 3 months - Children	71	1,705	4.2%	10.5%	12.1%	12.4%
% of FP17s for the same patient ID Re-attending within 3 months - Adults	410	4,469	9.2%	14.2%	15.9%	16.6%
% of FP17s for the same patient ID Re-attending between 3 & 9 months - Children	270	1,705	15.8%	59.2%	58.6%	57.5%
% of FP17s for the same patient ID Re-attending between 3 & 9 months - Adults	681	4,469	15.2%	54.1%	51.5%	50.4%
% of FP17s for Band 1 Urgent Courses	659	5,808	11.3%	7.2%	8.0%	9.1%
% of FP17s Relating to Free Repair or Replacements	4	5,808	0.1%	0.9%	0.8%	0.8%
% of FP17s Relating to Continuations	24	5,808	0.4%	1.4%	1.2%	1.3%
% of Patients satisfied with the dentistry they have received	9	9	N/A	93.3%	92.8%	92.7%
% of Patients satisfied with the time they had to wait for an appointment	6	9	N/A	89.9%	89.2%	88.8%

* This is based on patients treated on this contract for their most recent course of treatment. Figures in italics indicate the base number of FP17s or Patient Questionnaire responses are less than 100. N/A is shown where the base number of responses is less than 10 during the period. % is calculated as Quantity/Base number*100

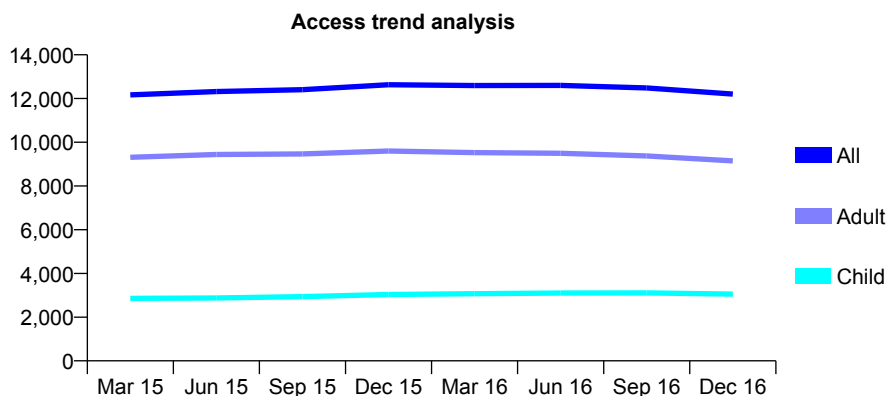
Q60 - Vital Signs At a Glance Contract Report for 101338/0014 - December 2016

Name or company name	Whitecross Dental Care Limited
Contract type name	GDS Contract
Purpose of contract	General
Contract start date	01/04/2006
Contract end date	

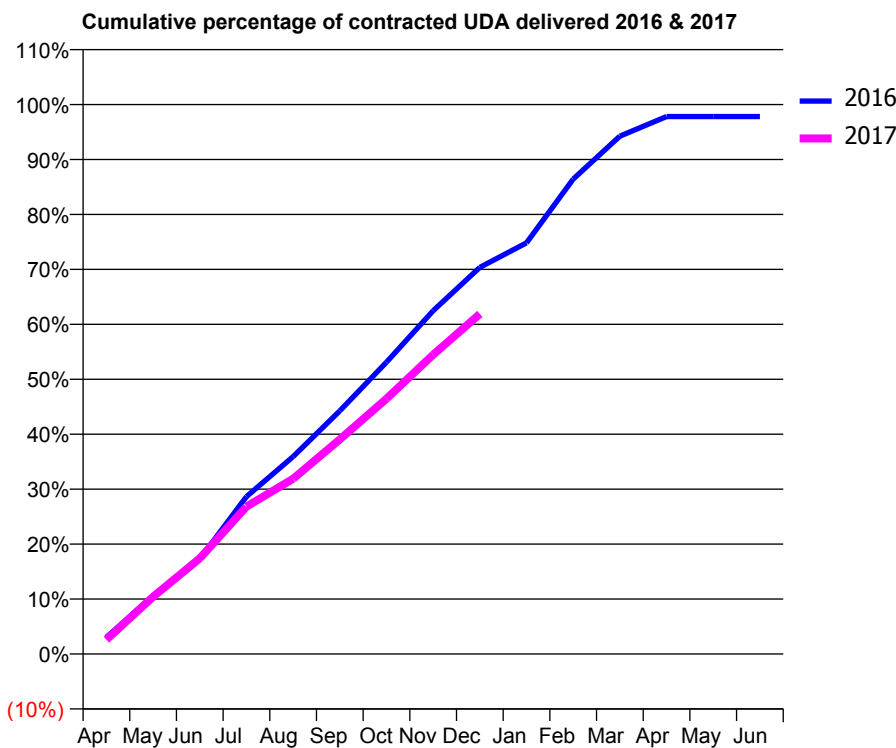
16/17 Contracted general activity (UDA)	30,302
Carry forward general activity (UDA)	668
16/17 Contracted orthodontic activity (UOA)	0
Carry forward orthodontic activity (UOA)	0
Baseline contract value	£813,547.39

ACCESS*

Patients seen in 24 months	Total	Change since previous quarter
Quarter ending December 2015	12,631	
Quarter ending March 2016	12,594	→
Quarter ending June 2016	12,597	→
Quarter ending September 2016	12,482	→
Quarter ending December 2016	12,203	↓
Variance since December 2015	(3.4%)	↓



ACTIVITY



Month	Adjusted Scheduled Activity (UDA)	
	2016	2017
April	920	792
May	3,216	3,156
June	5,242	5,278
July	8,679	8,130
August	10,890	9,664
September	13,405	11,832
October	16,094	14,076
November	18,935	16,506
December	21,319	18,757
January	22,674	
February	26,190	
March	28,557	
April	29,634	
May	29,634	
June	29,634	

QUALITY

	Quantity	Base Number	Contract	AT	Region	England
% of FP17s for the same patient ID Re-attending within 3 months - Children	225	2,832	7.9%	10.5%	12.1%	12.4%
% of FP17s for the same patient ID Re-attending within 3 months - Adults	1,094	7,461	14.7%	14.2%	15.9%	16.6%
% of FP17s for the same patient ID Re-attending between 3 & 9 months - Children	1,338	2,832	47.2%	59.2%	58.6%	57.5%
% of FP17s for the same patient ID Re-attending between 3 & 9 months - Adults	2,987	7,461	40.0%	54.1%	51.5%	50.4%
% of FP17s for Band 1 Urgent Courses	820	9,793	8.4%	7.2%	8.0%	9.1%
% of FP17s Relating to Free Repair or Replacements	65	9,793	0.7%	0.9%	0.8%	0.8%
% of FP17s Relating to Continuations	192	9,793	2.0%	1.4%	1.2%	1.3%
% of Patients satisfied with the dentistry they have received	20	21	95.2%	93.3%	92.8%	92.7%
% of Patients satisfied with the time they had to wait for an appointment	18	21	85.7%	89.9%	89.2%	88.8%

* This is based on patients treated on this contract for their most recent course of treatment. Figures in italics indicate the base number of FP17s or Patient Questionnaire responses are less than 100. N/A is shown where the base number of responses is less than 10 during the period. % is calculated as Quantity/Base number*100

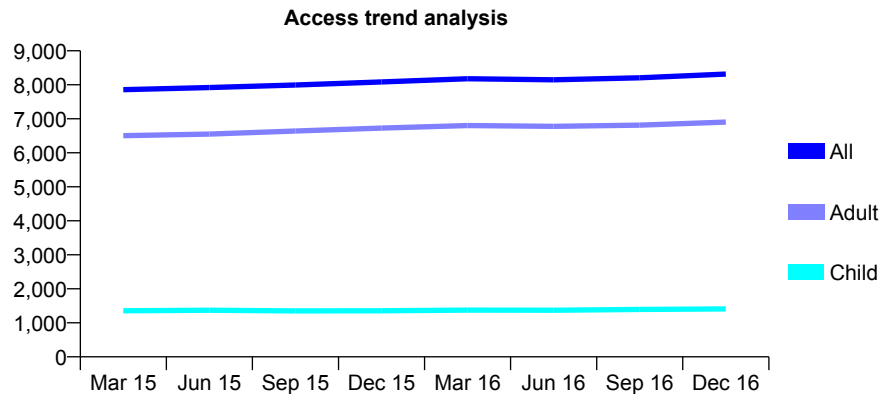
Q60 - Vital Signs At a Glance Contract Report for 101338/0016 - December 2016

Name or company name	Whitecross Dental Care Limited
Contract type name	GDS Contract
Purpose of contract	General
Contract start date	01/04/2006
Contract end date	

16/17 Contracted general activity (UDA)	26,093
Carry forward general activity (UDA)	0
16/17 Contracted orthodontic activity (UOA)	0
Carry forward orthodontic activity (UOA)	0
Baseline contract value	£721,578.38

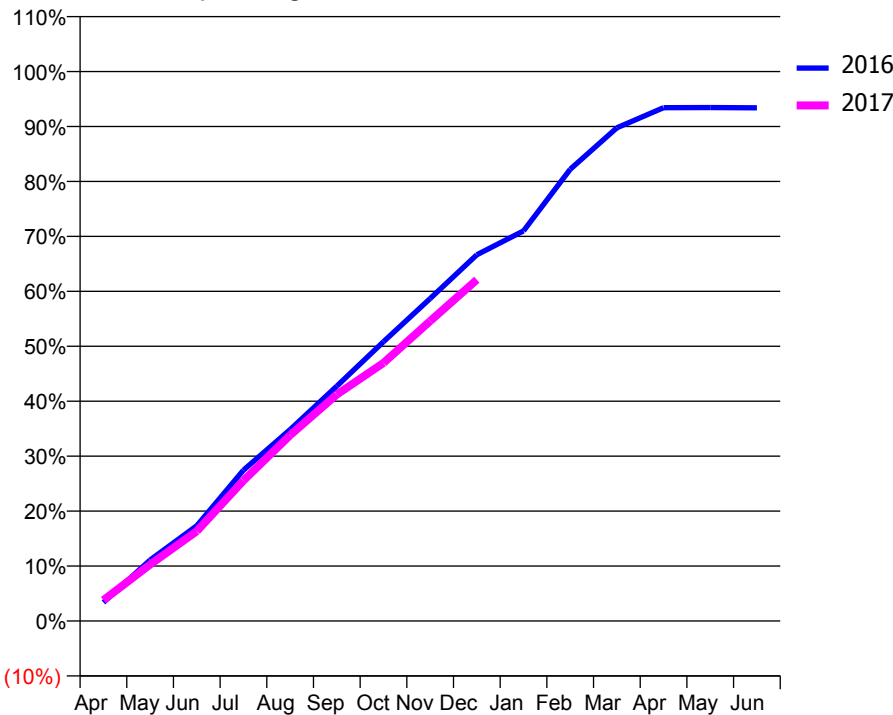
ACCESS*

Patients seen in 24 months	Total	Change since previous quarter
Quarter ending December 2015	8,083	
Quarter ending March 2016	8,177	→
Quarter ending June 2016	8,149	→
Quarter ending September 2016	8,206	→
Quarter ending December 2016	8,314	→
Variance since December 2015	2.9%	↑



ACTIVITY

Cumulative percentage of contracted UDA delivered 2016 & 2017



Month	Adjusted Scheduled Activity (UDA)	
	2016	2017
April	885	992
May	2,899	2,682
June	4,522	4,265
July	7,162	6,669
August	9,088	8,824
September	11,154	10,757
October	13,265	12,255
November	15,312	14,242
December	17,393	16,207
January	18,527	
February	21,452	
March	23,416	
April	24,376	
May	24,379	
June	24,370	

QUALITY

	Quantity	Base Number	Contract	AT	Region	England
% of FP17s for the same patient ID Re-attending within 3 months - Children	108	1,498	7.2%	10.5%	12.1%	12.4%
% of FP17s for the same patient ID Re-attending within 3 months - Adults	852	6,819	12.5%	14.2%	15.9%	16.6%
% of FP17s for the same patient ID Re-attending between 3 & 9 months - Children	747	1,498	49.9%	59.2%	58.6%	57.5%
% of FP17s for the same patient ID Re-attending between 3 & 9 months - Adults	3,372	6,819	49.5%	54.1%	51.5%	50.4%
% of FP17s for Band 1 Urgent Courses	345	7,846	4.4%	7.2%	8.0%	9.1%
% of FP17s Relating to Free Repair or Replacements	57	7,846	0.7%	0.9%	0.8%	0.8%
% of FP17s Relating to Continuations	192	7,846	2.4%	1.4%	1.2%	1.3%
% of Patients satisfied with the dentistry they have received	26	27	96.3%	93.3%	92.8%	92.7%
% of Patients satisfied with the time they had to wait for an appointment	25	27	92.6%	89.9%	89.2%	88.8%

* This is based on patients treated on this contract for their most recent course of treatment. Figures in italics indicate the base number of FP17s or Patient Questionnaire responses are less than 100. N/A is shown where the base number of responses is less than 10 during the period. % is calculated as Quantity/Base number*100

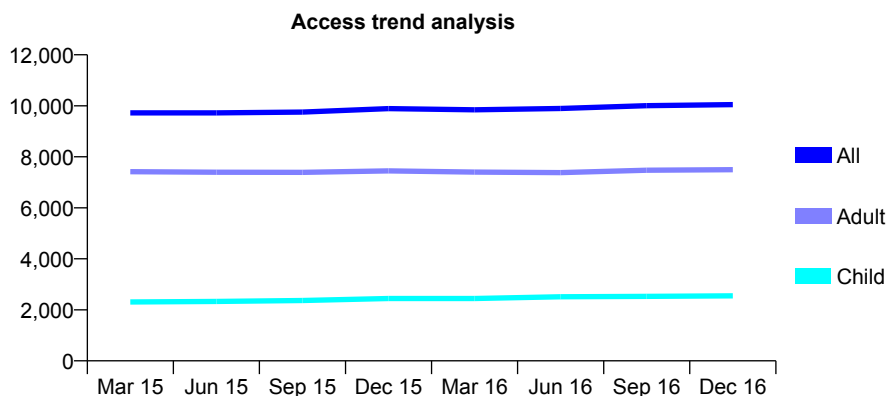
Q60 - Vital Signs At a Glance Contract Report for 101338/0020 - December 2016

Name or company name	Whitecross Dental Care Limited
Contract type name	GDS Contract
Purpose of contract	General
Contract start date	01/04/2006
Contract end date	

16/17 Contracted general activity (UDA)	31,250
Carry forward general activity (UDA)	0
16/17 Contracted orthodontic activity (UOA)	0
Carry forward orthodontic activity (UOA)	0
Baseline contract value	£853,334.76

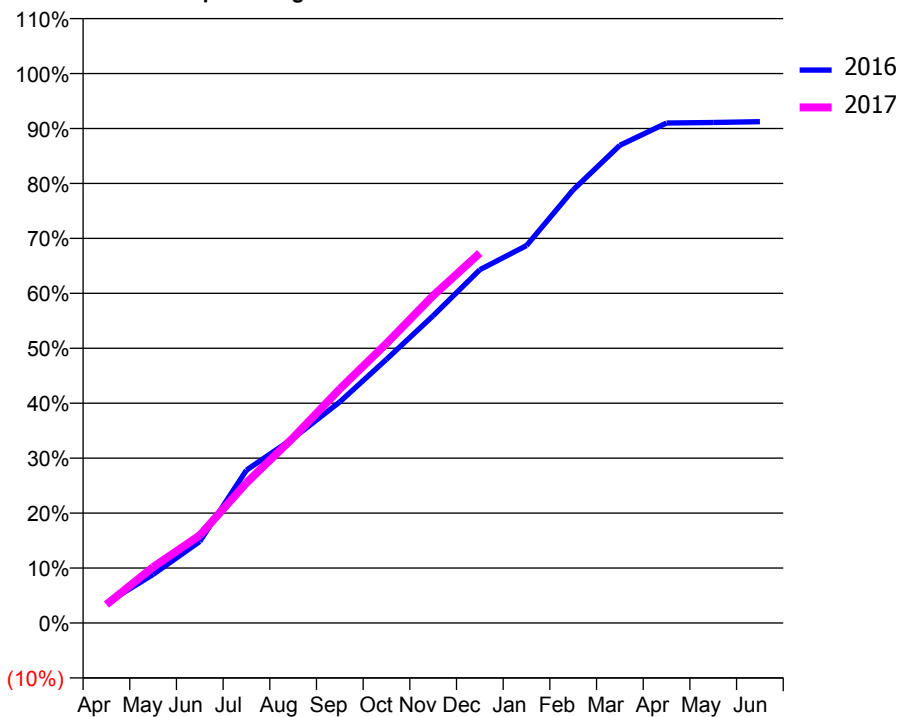
ACCESS*

Patients seen in 24 months	Total	Change since previous quarter
Quarter ending December 2015	9,888	
Quarter ending March 2016	9,841	→
Quarter ending June 2016	9,894	→
Quarter ending September 2016	10,003	→
Quarter ending December 2016	10,048	→
Variance since December 2015	1.6%	→



ACTIVITY

Cumulative percentage of contracted UDA delivered 2016 & 2017



Month	Adjusted Scheduled Activity (UDA)	
	2016	2017
April	1,124	1,052
May	2,762	3,179
June	4,641	4,984
July	8,692	7,976
August	10,507	10,540
September	12,575	13,315
October	14,999	15,899
November	17,478	18,623
December	20,091	21,038
January	21,464	
February	24,633	
March	27,170	
April	28,433	
May	28,465	
June	28,511	

QUALITY

	Quantity	Base Number	Contract	AT	Region	England
% of FP17s for the same patient ID Re-attending within 3 months - Children	165	2,477	6.7%	10.5%	12.1%	12.4%
% of FP17s for the same patient ID Re-attending within 3 months - Adults	965	6,965	13.9%	14.2%	15.9%	16.6%
% of FP17s for the same patient ID Re-attending between 3 & 9 months - Children	1,298	2,477	52.4%	59.2%	58.6%	57.5%
% of FP17s for the same patient ID Re-attending between 3 & 9 months - Adults	3,232	6,965	46.4%	54.1%	51.5%	50.4%
% of FP17s for Band 1 Urgent Courses	798	9,008	8.9%	7.2%	8.0%	9.1%
% of FP17s Relating to Free Repair or Replacements	61	9,008	0.7%	0.9%	0.8%	0.8%
% of FP17s Relating to Continuations	135	9,008	1.5%	1.4%	1.2%	1.3%
% of Patients satisfied with the dentistry they have received	13	13	100.0%	93.3%	92.8%	92.7%
% of Patients satisfied with the time they had to wait for an appointment	12	13	92.3%	89.9%	89.2%	88.8%

* This is based on patients treated on this contract for their most recent course of treatment. Figures in italics indicate the base number of FP17s or Patient Questionnaire responses are less than 100. N/A is shown where the base number of responses is less than 10 during the period. % is calculated as Quantity/Base number*100

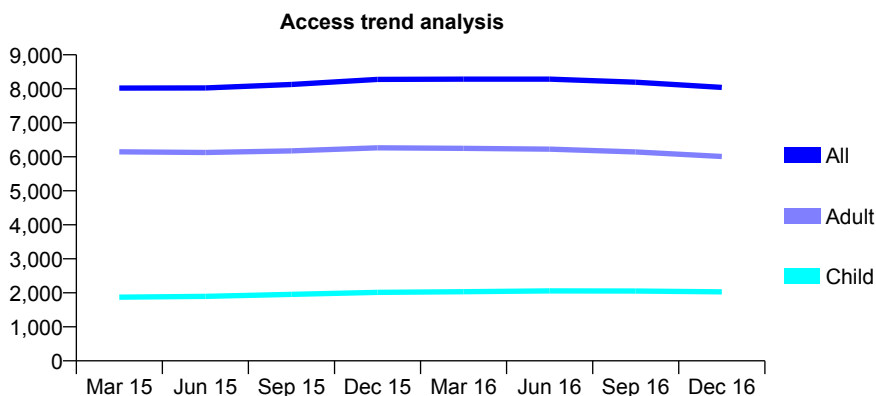
Q60 - Vital Signs At a Glance Contract Report for 101338/0021 - December 2016

Name or company name	Whitecross Dental Care Limited
Contract type name	GDS Contract
Purpose of contract	General
Contract start date	01/04/2006
Contract end date	

16/17 Contracted general activity (UDA)	25,000
Carry forward general activity (UDA)	0
16/17 Contracted orthodontic activity (UOA)	0
Carry forward orthodontic activity (UOA)	0
Baseline contract value	£682,667.82

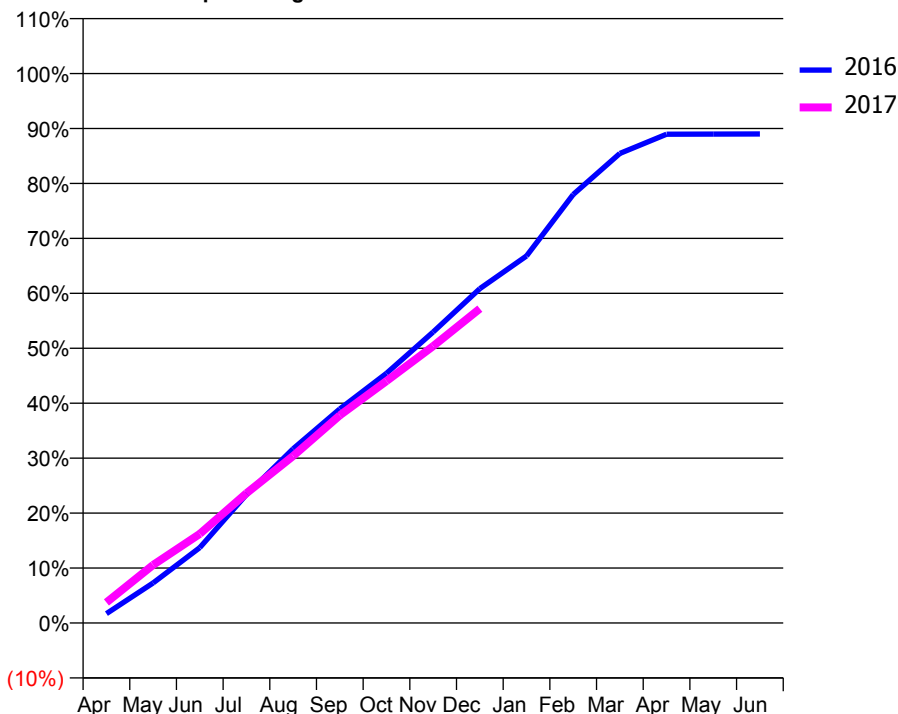
ACCESS*

Patients seen in 24 months	Total	Change since previous quarter
Quarter ending December 2015	8,275	
Quarter ending March 2016	8,284	→
Quarter ending June 2016	8,283	→
Quarter ending September 2016	8,194	↓
Quarter ending December 2016	8,040	↓
Variance since December 2015	(2.8%)	↓



ACTIVITY

Cumulative percentage of contracted UDA delivered 2016 & 2017



Month	Adjusted Scheduled Activity (UDA)	
	2016	2017
April	425	940
May	1,825	2,643
June	3,432	4,054
July	5,846	5,908
August	7,927	7,597
September	9,742	9,447
October	11,361	11,007
November	13,242	12,598
December	15,211	14,304
January	16,701	
February	19,494	
March	21,366	
April	22,241	
May	22,244	
June	22,252	

QUALITY

	Quantity	Base Number	Contract	AT	Region	England
% of FP17s for the same patient ID Re-attending within 3 months - Children	100	1,964	5.1%	10.5%	12.1%	12.4%
% of FP17s for the same patient ID Re-attending within 3 months - Adults	663	5,604	11.8%	14.2%	15.9%	16.6%
% of FP17s for the same patient ID Re-attending between 3 & 9 months - Children	1,142	1,964	58.1%	59.2%	58.6%	57.5%
% of FP17s for the same patient ID Re-attending between 3 & 9 months - Adults	2,692	5,604	48.0%	54.1%	51.5%	50.4%
% of FP17s for Band 1 Urgent Courses	578	7,175	8.1%	7.2%	8.0%	9.1%
% of FP17s Relating to Free Repair or Replacements	27	7,175	0.4%	0.9%	0.8%	0.8%
% of FP17s Relating to Continuations	110	7,175	1.5%	1.4%	1.2%	1.3%
% of Patients satisfied with the dentistry they have received	15	16	93.8%	93.3%	92.8%	92.7%
% of Patients satisfied with the time they had to wait for an appointment	15	16	93.8%	89.9%	89.2%	88.8%

* This is based on patients treated on this contract for their most recent course of treatment. Figures in italics indicate the base number of FP17s or Patient Questionnaire responses are less than 100. N/A is shown where the base number of responses is less than 10 during the period. % is calculated as Quantity/Base number*100

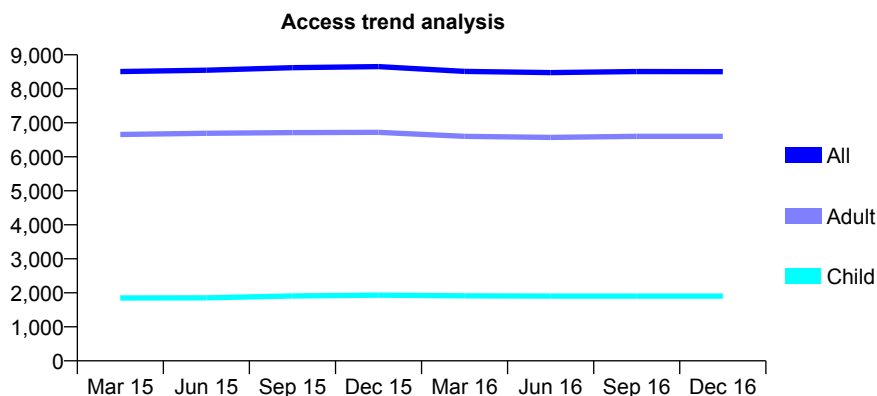
Q60 - Vital Signs At a Glance Contract Report for 101338/0033 - December 2016

Name or company name	Whitecross Dental Care Limited
Contract type name	GDS Contract
Purpose of contract	General
Contract start date	01/04/2006
Contract end date	

16/17 Contracted general activity (UDA)	23,788
Carry forward general activity (UDA)	0
16/17 Contracted orthodontic activity (UOA)	0
Carry forward orthodontic activity (UOA)	0
Baseline contract value	£652,822.55

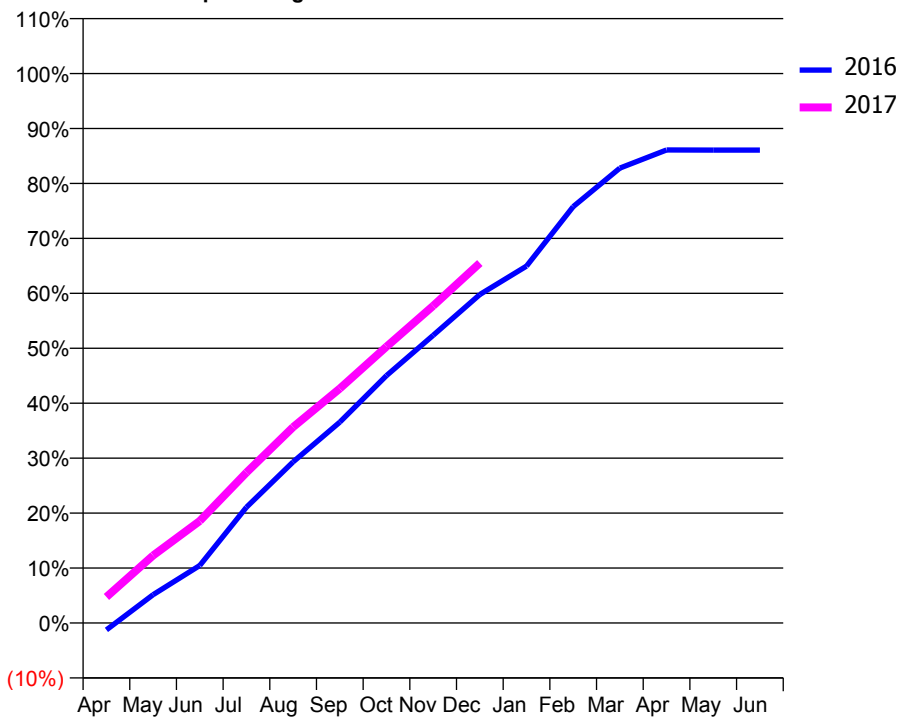
ACCESS*

Patients seen in 24 months	Total	Change since previous quarter
Quarter ending December 2015	8,653	
Quarter ending March 2016	8,513	↓
Quarter ending June 2016	8,477	→
Quarter ending September 2016	8,508	→
Quarter ending December 2016	8,505	→
Variance since December 2015	(1.7%)	↓



ACTIVITY

Cumulative percentage of contracted UDA delivered 2016 & 2017



Month	Adjusted Scheduled Activity (UDA)	
	2016	2017
April	-304	1,131
May	1,225	2,922
June	2,488	4,419
July	5,014	6,514
August	6,976	8,481
September	8,694	10,149
October	10,709	11,964
November	12,456	13,729
December	14,221	15,582
January	15,449	
February	18,026	
March	19,693	
April	20,476	
May	20,475	
June	20,473	

QUALITY

	Quantity	Base Number	Contract	AT	Region	England
% of FP17s for the same patient ID Re-attending within 3 months - Children	108	2,024	5.3%	10.5%	12.1%	12.4%
% of FP17s for the same patient ID Re-attending within 3 months - Adults	781	6,107	12.8%	14.2%	15.9%	16.6%
% of FP17s for the same patient ID Re-attending between 3 & 9 months - Children	1,174	2,024	58.0%	59.2%	58.6%	57.5%
% of FP17s for the same patient ID Re-attending between 3 & 9 months - Adults	2,741	6,107	44.9%	54.1%	51.5%	50.4%
% of FP17s for Band 1 Urgent Courses	483	7,718	6.3%	7.2%	8.0%	9.1%
% of FP17s Relating to Free Repair or Replacements	44	7,718	0.6%	0.9%	0.8%	0.8%
% of FP17s Relating to Continuations	144	7,718	1.9%	1.4%	1.2%	1.3%
% of Patients satisfied with the dentistry they have received	18	20	90.0%	93.3%	92.8%	92.7%
% of Patients satisfied with the time they had to wait for an appointment	18	20	90.0%	89.9%	89.2%	88.8%

* This is based on patients treated on this contract for their most recent course of treatment. Figures in italics indicate the base number of FP17s or Patient Questionnaire responses are less than 100. N/A is shown where the base number of responses is less than 10 during the period. % is calculated as Quantity/Base number*100

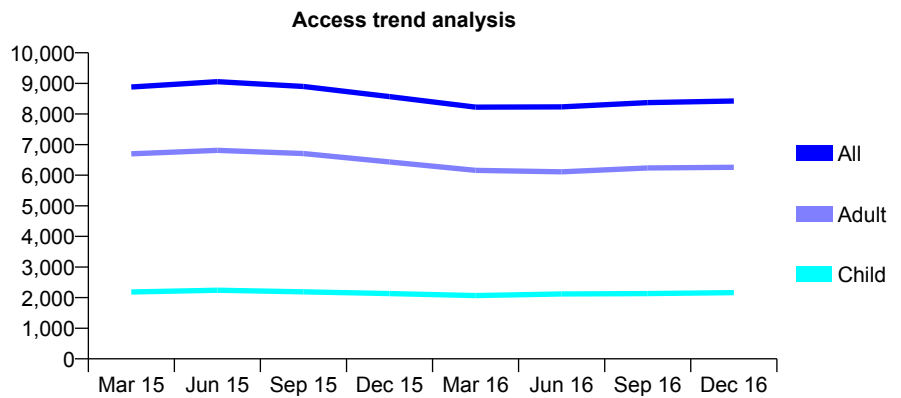
Q60 - Vital Signs At a Glance Contract Report for 101362/0010 - December 2016

Name or company name	Rodericks Dental Limited
Contract type name	GDS Contract
Purpose of contract	General
Contract start date	01/09/2008
Contract end date	

16/17 Contracted general activity (UDA)	23,798
Carry forward general activity (UDA)	0
16/17 Contracted orthodontic activity (UOA)	0
Carry forward orthodontic activity (UOA)	0
Baseline contract value	£548,096.70

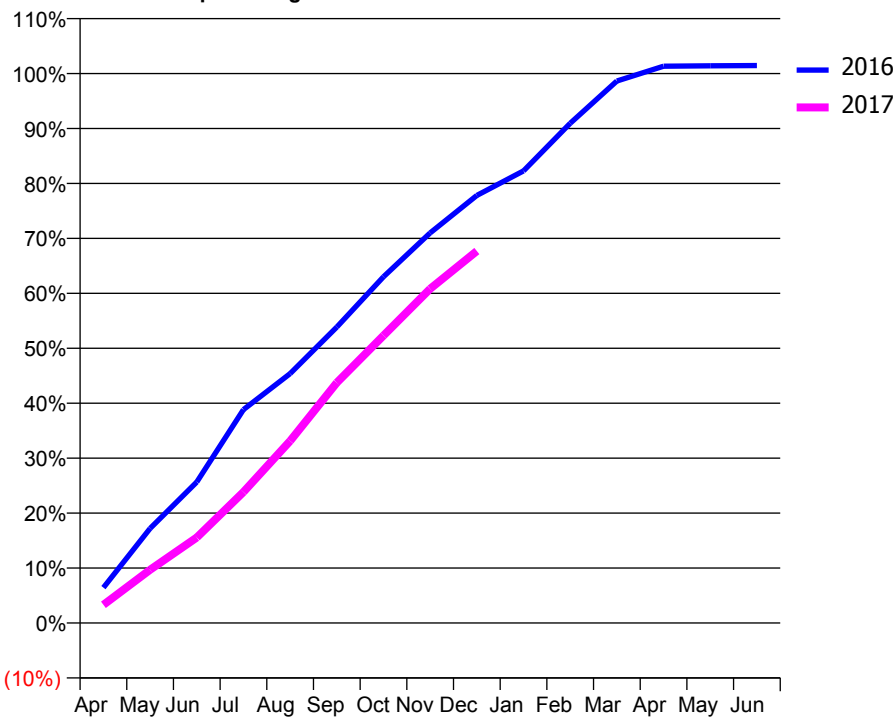
ACCESS*

Patients seen in 24 months	Total	Change since previous quarter
Quarter ending December 2015	8,568	
Quarter ending March 2016	8,225	↓
Quarter ending June 2016	8,233	→
Quarter ending September 2016	8,372	→
Quarter ending December 2016	8,424	→
Variance since December 2015	(1.7%)	↓



ACTIVITY

Cumulative percentage of contracted UDA delivered 2016 & 2017



Month	Adjusted Scheduled Activity (UDA)	
	2016	2017
April	1,343	790
May	3,584	2,306
June	5,339	3,704
July	8,083	5,673
August	9,444	7,887
September	11,210	10,408
October	13,110	12,451
November	14,771	14,478
December	16,194	16,109
January	17,123	
February	18,924	
March	20,524	
April	21,084	
May	21,103	
June	21,111	

QUALITY

	Quantity	Base Number	Contract	AT	Region	England
% of FP17s for the same patient ID Re-attending within 3 months - Children	189	2,385	7.9%	10.5%	12.1%	12.4%
% of FP17s for the same patient ID Re-attending within 3 months - Adults	1,081	6,500	16.6%	14.2%	15.9%	16.6%
% of FP17s for the same patient ID Re-attending between 3 & 9 months - Children	1,293	2,385	54.2%	59.2%	58.6%	57.5%
% of FP17s for the same patient ID Re-attending between 3 & 9 months - Adults	3,238	6,500	49.8%	54.1%	51.5%	50.4%
% of FP17s for Band 1 Urgent Courses	780	8,076	9.7%	7.2%	8.0%	9.1%
% of FP17s Relating to Free Repair or Replacements	122	8,076	1.5%	0.9%	0.8%	0.8%
% of FP17s Relating to Continuations	32	8,076	0.4%	1.4%	1.2%	1.3%
% of Patients satisfied with the dentistry they have received	12	14	85.7%	93.3%	92.8%	92.7%
% of Patients satisfied with the time they had to wait for an appointment	13	14	92.9%	89.9%	89.2%	88.8%

* This is based on patients treated on this contract for their most recent course of treatment. Figures in italics indicate the base number of FP17s or Patient Questionnaire responses are less than 100. N/A is shown where the base number of responses is less than 10 during the period. % is calculated as Quantity/Base number*100

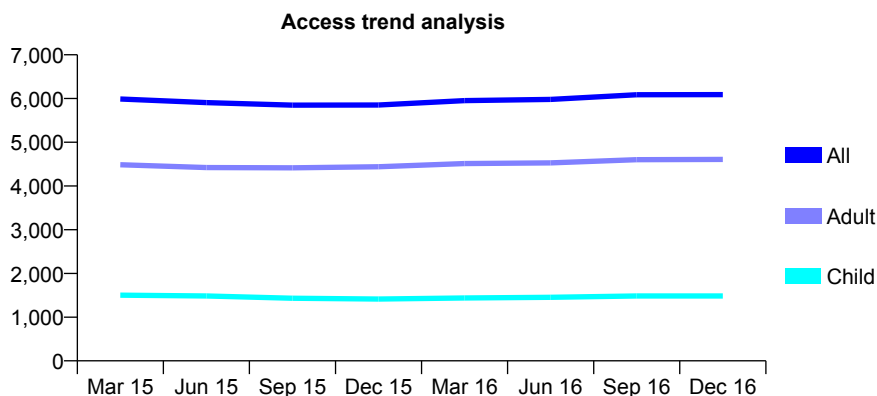
Q60 - Vital Signs At a Glance Contract Report for 101362/0012 - December 2016

Name or company name	Rodericks Dental Limited
Contract type name	GDS Contract
Purpose of contract	General
Contract start date	01/11/2008
Contract end date	

16/17 Contracted general activity (UDA)	16,586
Carry forward general activity (UDA)	262
16/17 Contracted orthodontic activity (UOA)	0
Carry forward orthodontic activity (UOA)	0
Baseline contract value	£377,836.51

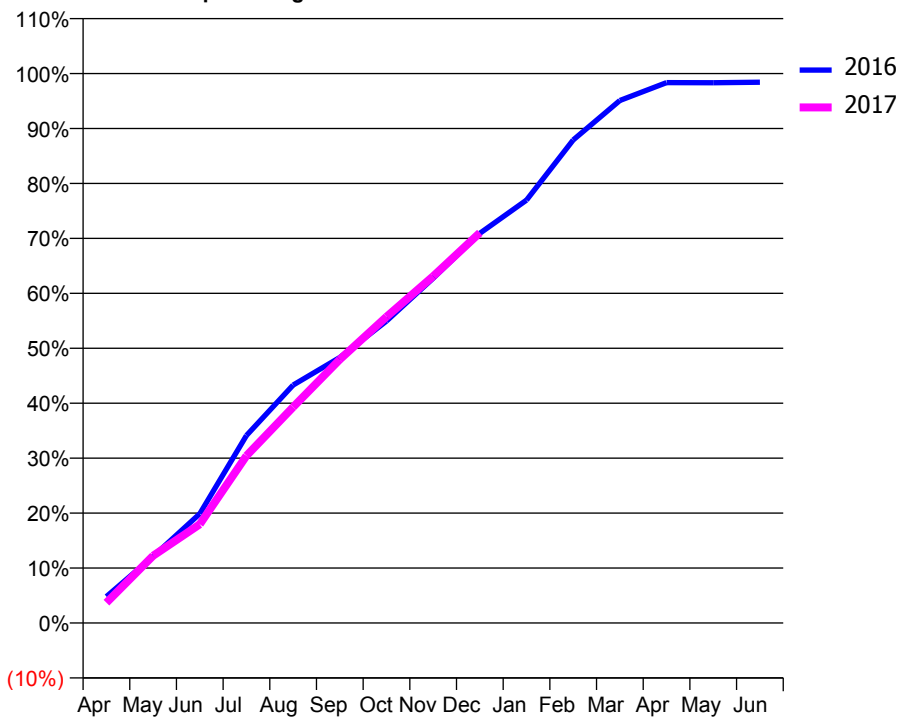
ACCESS*

Patients seen in 24 months	Total	Change since previous quarter
Quarter ending December 2015	5,853	
Quarter ending March 2016	5,952	→
Quarter ending June 2016	5,979	→
Quarter ending September 2016	6,086	→
Quarter ending December 2016	6,091	→
Variance since December 2015	4.1%	↑



ACTIVITY

Cumulative percentage of contracted UDA delivered 2016 & 2017



Month	Adjusted Scheduled Activity (UDA)	
	2016	2017
April	797	614
May	2,012	2,029
June	3,300	2,982
July	5,661	5,049
August	7,184	6,519
September	8,017	7,955
October	9,116	9,242
November	10,405	10,465
December	11,761	11,777
January	12,765	
February	14,579	
March	15,771	
April	16,312	
May	16,306	
June	16,324	

QUALITY

	Quantity	Base Number	Contract	AT	Region	England
% of FP17s for the same patient ID Re-attending within 3 months - Children	74	1,447	5.1%	10.5%	12.1%	12.4%
% of FP17s for the same patient ID Re-attending within 3 months - Adults	669	4,649	14.4%	14.2%	15.9%	16.6%
% of FP17s for the same patient ID Re-attending between 3 & 9 months - Children	797	1,447	55.1%	59.2%	58.6%	57.5%
% of FP17s for the same patient ID Re-attending between 3 & 9 months - Adults	2,470	4,649	53.1%	54.1%	51.5%	50.4%
% of FP17s for Band 1 Urgent Courses	441	5,857	7.5%	7.2%	8.0%	9.1%
% of FP17s Relating to Free Repair or Replacements	95	5,857	1.6%	0.9%	0.8%	0.8%
% of FP17s Relating to Continuations	36	5,857	0.6%	1.4%	1.2%	1.3%
% of Patients satisfied with the dentistry they have received	3	3	N/A	93.3%	92.8%	92.7%
% of Patients satisfied with the time they had to wait for an appointment	3	3	N/A	89.9%	89.2%	88.8%

* This is based on patients treated on this contract for their most recent course of treatment. Figures in italics indicate the base number of FP17s or Patient Questionnaire responses are less than 100. N/A is shown where the base number of responses is less than 10 during the period. % is calculated as Quantity/Base number*100

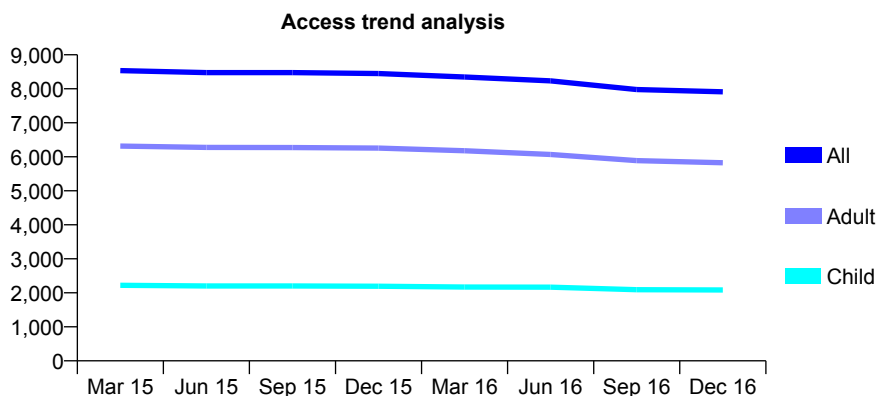
Q60 - Vital Signs At a Glance Contract Report for 101370/0016 - December 2016

Name or company name	Petrie Tucker & Partners Ltd
Contract type name	GDS Contract
Purpose of contract	General
Contract start date	01/04/2006
Contract end date	

16/17 Contracted general activity (UDA)	22,134
Carry forward general activity (UDA)	63
16/17 Contracted orthodontic activity (UOA)	0
Carry forward orthodontic activity (UOA)	0
Baseline contract value	£470,519.48

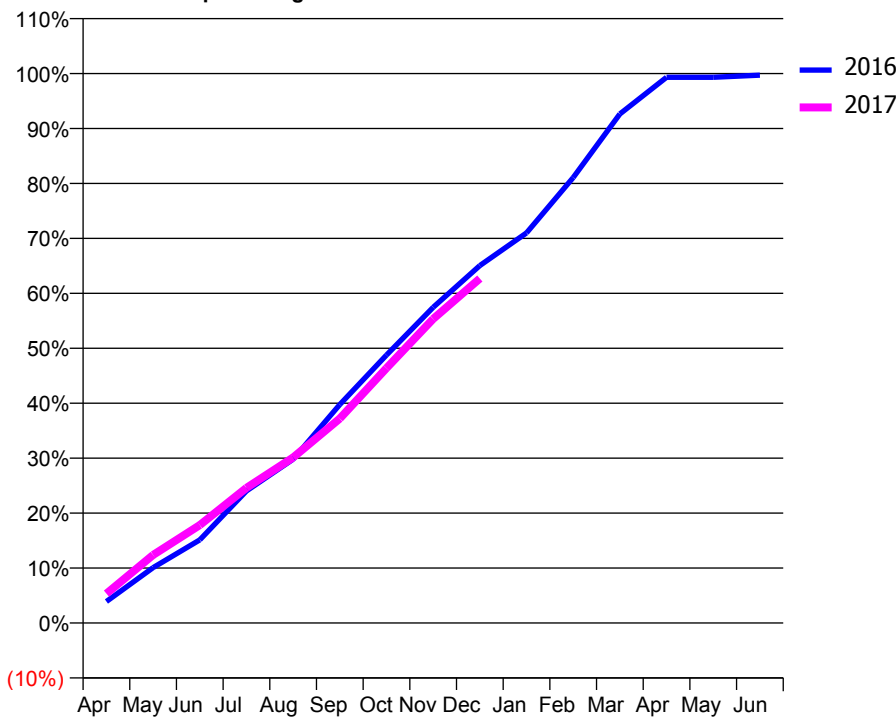
ACCESS*

Patients seen in 24 months	Total	Change since previous quarter
Quarter ending December 2015	8,449	
Quarter ending March 2016	8,348	↓
Quarter ending June 2016	8,233	↓
Quarter ending September 2016	7,979	↓
Quarter ending December 2016	7,911	→
Variance since December 2015	(6.4%)	↓



ACTIVITY

Cumulative percentage of contracted UDA delivered 2016 & 2017



Month	Adjusted Scheduled Activity (UDA)	
	2016	2017
April	805	1,184
May	2,069	2,743
June	3,102	3,943
July	4,929	5,442
August	6,116	6,667
September	8,157	8,238
October	10,003	10,266
November	11,787	12,247
December	13,346	13,875
January	14,563	
February	16,630	
March	19,004	
April	20,371	
May	20,371	
June	20,451	

QUALITY

	Quantity	Base Number	Contract	AT	Region	England
% of FP17s for the same patient ID Re-attending within 3 months - Children	81	1,750	4.6%	10.5%	12.1%	12.4%
% of FP17s for the same patient ID Re-attending within 3 months - Adults	435	4,645	9.4%	14.2%	15.9%	16.6%
% of FP17s for the same patient ID Re-attending between 3 & 9 months - Children	711	1,750	40.6%	59.2%	58.6%	57.5%
% of FP17s for the same patient ID Re-attending between 3 & 9 months - Adults	1,798	4,645	38.7%	54.1%	51.5%	50.4%
% of FP17s for Band 1 Urgent Courses	179	5,846	3.1%	7.2%	8.0%	9.1%
% of FP17s Relating to Free Repair or Replacements	17	5,846	0.3%	0.9%	0.8%	0.8%
% of FP17s Relating to Continuations	66	5,846	1.1%	1.4%	1.2%	1.3%
% of Patients satisfied with the dentistry they have received	1	1	N/A	93.3%	92.8%	92.7%
% of Patients satisfied with the time they had to wait for an appointment	1	1	N/A	89.9%	89.2%	88.8%

* This is based on patients treated on this contract for their most recent course of treatment. Figures in italics indicate the base number of FP17s or Patient Questionnaire responses are less than 100. N/A is shown where the base number of responses is less than 10 during the period. % is calculated as Quantity/Base number*100

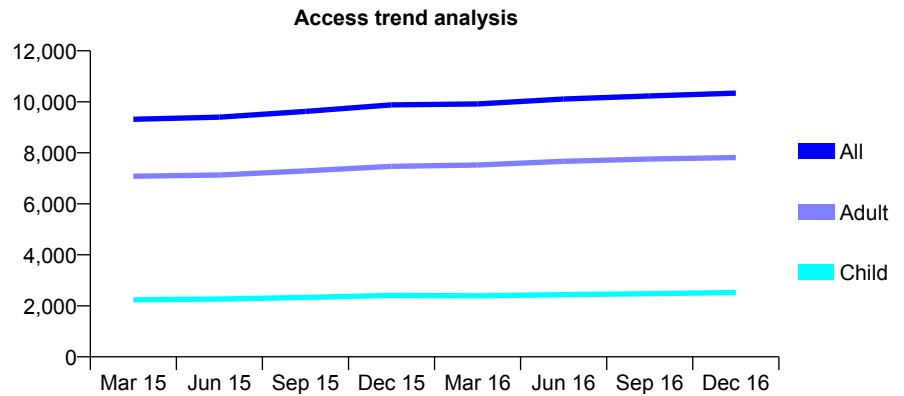
Q60 - Vital Signs At a Glance Contract Report for 101370/0017 - December 2016

Name or company name	Petrie Tucker & Partners Ltd
Contract type name	GDS Contract
Purpose of contract	General
Contract start date	01/04/2006
Contract end date	

16/17 Contracted general activity (UDA)	25,778
Carry forward general activity (UDA)	-163
16/17 Contracted orthodontic activity (UOA)	0
Carry forward orthodontic activity (UOA)	0
Baseline contract value	£573,439.08

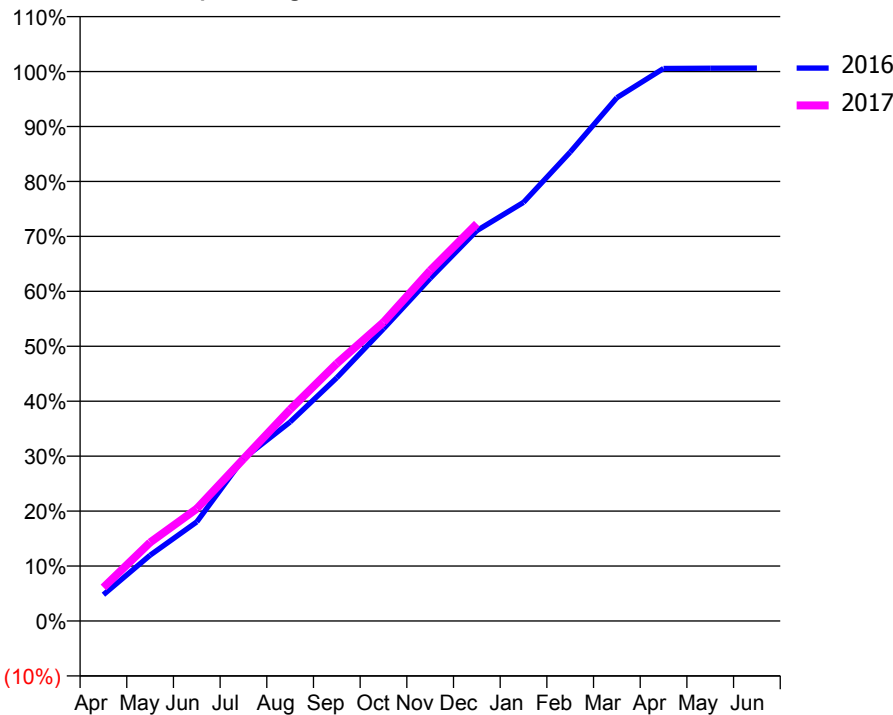
ACCESS*

Patients seen in 24 months	Total	Change since previous quarter
Quarter ending December 2015	9,881	
Quarter ending March 2016	9,917	→
Quarter ending June 2016	10,108	→
Quarter ending September 2016	10,230	→
Quarter ending December 2016	10,340	→
Variance since December 2015	4.6%	↑



ACTIVITY

Cumulative percentage of contracted UDA delivered 2016 & 2017



Month	Adjusted Scheduled Activity (UDA)	
	2016	2017
April	1,234	1,571
May	3,086	3,689
June	4,652	5,273
July	7,621	7,605
August	9,338	9,922
September	11,414	12,083
October	13,710	14,017
November	16,074	16,442
December	18,312	18,639
January	19,642	
February	21,997	
March	24,551	
April	25,923	
May	25,934	
June	25,941	

QUALITY

	Quantity	Base Number	Contract	AT	Region	England
% of FP17s for the same patient ID Re-attending within 3 months - Children	113	2,475	4.6%	10.5%	12.1%	12.4%
% of FP17s for the same patient ID Re-attending within 3 months - Adults	604	7,688	7.9%	14.2%	15.9%	16.6%
% of FP17s for the same patient ID Re-attending between 3 & 9 months - Children	1,189	2,475	48.0%	59.2%	58.6%	57.5%
% of FP17s for the same patient ID Re-attending between 3 & 9 months - Adults	4,269	7,688	55.5%	54.1%	51.5%	50.4%
% of FP17s for Band 1 Urgent Courses	386	9,431	4.1%	7.2%	8.0%	9.1%
% of FP17s Relating to Free Repair or Replacements	53	9,431	0.6%	0.9%	0.8%	0.8%
% of FP17s Relating to Continuations	96	9,431	1.0%	1.4%	1.2%	1.3%
% of Patients satisfied with the dentistry they have received	11	11	100.0%	93.3%	92.8%	92.7%
% of Patients satisfied with the time they had to wait for an appointment	10	11	90.9%	89.9%	89.2%	88.8%

* This is based on patients treated on this contract for their most recent course of treatment. Figures in italics indicate the base number of FP17s or Patient Questionnaire responses are less than 100. N/A is shown where the base number of responses is less than 10 during the period. % is calculated as Quantity/Base number*100

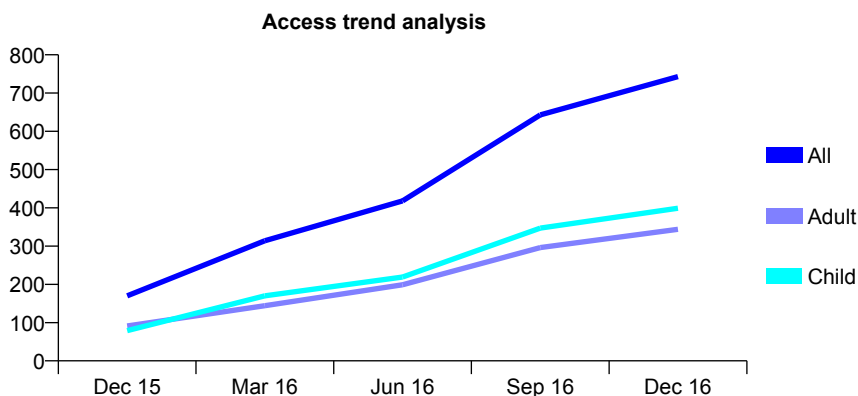
Q60 - Vital Signs At a Glance Contract Report for 101605/0001 - December 2016

Name or company name	Thomas Dental Practice
Contract type name	GDS Contract
Purpose of contract	General
Contract start date	01/10/2015
Contract end date	

16/17 Contracted general activity (UDA)	2,620
Carry forward general activity (UDA)	0
16/17 Contracted orthodontic activity (UOA)	0
Carry forward orthodontic activity (UOA)	0
Baseline contract value	£56,338.00

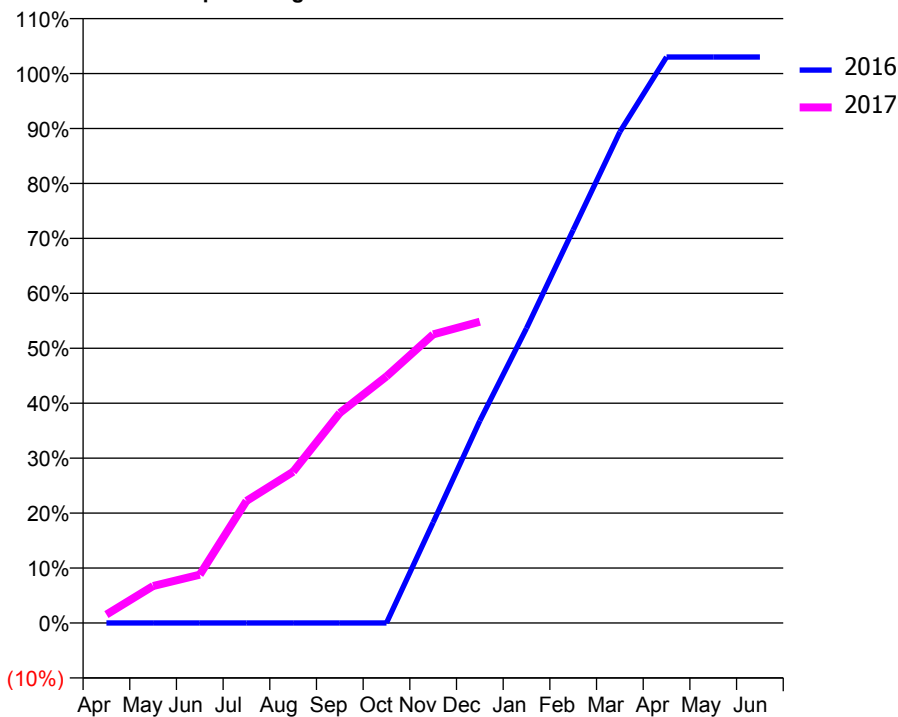
ACCESS*

Patients seen in 24 months	Total	Change since previous quarter
Quarter ending December 2015	170	
Quarter ending March 2016	314	↑
Quarter ending June 2016	418	↑
Quarter ending September 2016	643	↑
Quarter ending December 2016	743	↑
Variance since December 2015	337.1%	↑



ACTIVITY

Cumulative percentage of contracted UDA delivered 2016 & 2017



Month	Adjusted Scheduled Activity (UDA)	
	2016	2017
April	0	40
May	0	176
June	0	230
July	0	582
August	0	722
September	0	1,002
October	0	1,176
November	143	1,376
December	287	1,436
January	418	
February	558	
March	697	
April	803	
May	803	
June	803	

QUALITY

	Quantity	Base Number	Contract	AT	Region	England
% of FP17s for the same patient ID Re-attending within 3 months - Children	28	472	5.9%	10.5%	12.1%	12.4%
% of FP17s for the same patient ID Re-attending within 3 months - Adults	87	421	20.7%	14.2%	15.9%	16.6%
% of FP17s for the same patient ID Re-attending between 3 & 9 months - Children	165	472	35.0%	59.2%	58.6%	57.5%
% of FP17s for the same patient ID Re-attending between 3 & 9 months - Adults	132	421	31.4%	54.1%	51.5%	50.4%
% of FP17s for Band 1 Urgent Courses	22	839	2.6%	7.2%	8.0%	9.1%
% of FP17s Relating to Free Repair or Replacements	9	839	1.1%	0.9%	0.8%	0.8%
% of FP17s Relating to Continuations	9	839	1.1%	1.4%	1.2%	1.3%
% of Patients satisfied with the dentistry they have received	1	1	N/A	93.3%	92.8%	92.7%
% of Patients satisfied with the time they had to wait for an appointment	1	1	N/A	89.9%	89.2%	88.8%

* This is based on patients treated on this contract for their most recent course of treatment. Figures in italics indicate the base number of FP17s or Patient Questionnaire responses are less than 100. N/A is shown where the base number of responses is less than 10 during the period. % is calculated as Quantity/Base number*100

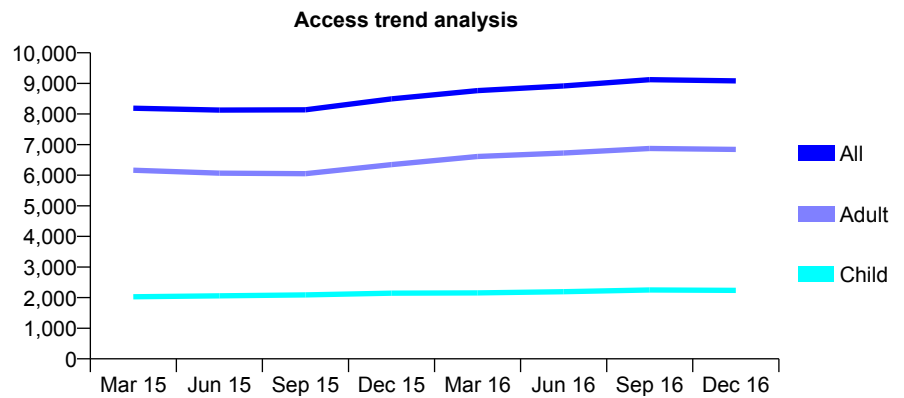
Q60 - Vital Signs At a Glance Contract Report for 103713/0001 - December 2016

Name or company name	Rodericks Ltd
Contract type name	GDS Contract
Purpose of contract	General
Contract start date	09/11/2009
Contract end date	

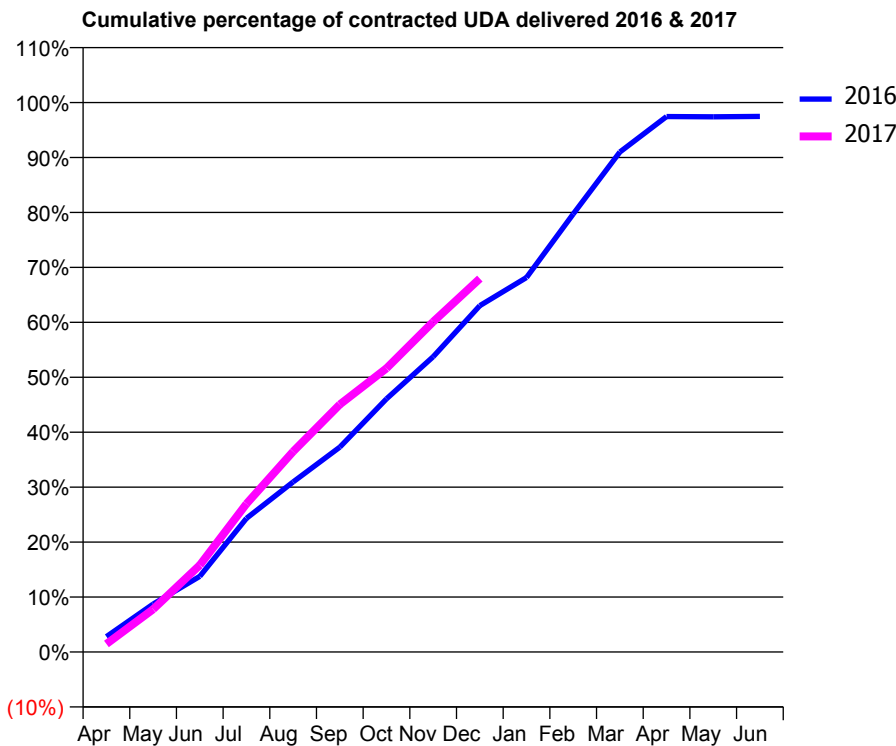
16/17 Contracted general activity (UDA)	26,418
Carry forward general activity (UDA)	669
16/17 Contracted orthodontic activity (UOA)	0
Carry forward orthodontic activity (UOA)	0
Baseline contract value	£634,766.82

ACCESS*

Patients seen in 24 months	Total	Change since previous quarter
Quarter ending December 2015	8,495	
Quarter ending March 2016	8,766	↑
Quarter ending June 2016	8,917	→
Quarter ending September 2016	9,122	↑
Quarter ending December 2016	9,081	→
Variance since December 2015	6.9%	↑



ACTIVITY



Month	Adjusted Scheduled Activity (UDA)	
	2016	2017
April	742	387
May	2,306	2,053
June	3,638	4,179
July	6,428	7,125
August	8,179	9,640
September	9,852	11,904
October	12,169	13,636
November	14,196	15,877
December	16,655	17,950
January	18,004	
February	21,056	
March	24,040	
April	25,743	
May	25,732	
June	25,749	

QUALITY

	Quantity	Base Number	Contract	AT	Region	England
% of FP17s for the same patient ID Re-attending within 3 months - Children	249	2,479	10.0%	10.5%	12.1%	12.4%
% of FP17s for the same patient ID Re-attending within 3 months - Adults	1,167	7,099	16.4%	14.2%	15.9%	16.6%
% of FP17s for the same patient ID Re-attending between 3 & 9 months - Children	1,391	2,479	56.1%	59.2%	58.6%	57.5%
% of FP17s for the same patient ID Re-attending between 3 & 9 months - Adults	4,007	7,099	56.4%	54.1%	51.5%	50.4%
% of FP17s for Band 1 Urgent Courses	932	8,467	11.0%	7.2%	8.0%	9.1%
% of FP17s Relating to Free Repair or Replacements	85	8,467	1.0%	0.9%	0.8%	0.8%
% of FP17s Relating to Continuations	49	8,467	0.6%	1.4%	1.2%	1.3%
% of Patients satisfied with the dentistry they have received	16	17	94.1%	93.3%	92.8%	92.7%
% of Patients satisfied with the time they had to wait for an appointment	14	17	82.4%	89.9%	89.2%	88.8%

* This is based on patients treated on this contract for their most recent course of treatment. Figures in italics indicate the base number of FP17s or Patient Questionnaire responses are less than 100. N/A is shown where the base number of responses is less than 10 during the period. % is calculated as Quantity/Base number*100

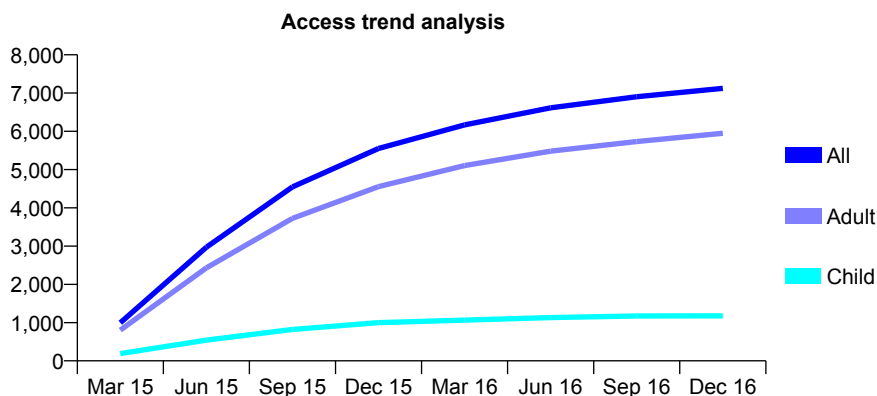
Q60 - Vital Signs At a Glance Contract Report for 105481/0001 - December 2016

Name or company name	Simpson, Goodwin and Hanji
Contract type name	GDS Contract
Purpose of contract	General
Contract start date	16/02/2015
Contract end date	

16/17 Contracted general activity (UDA)	19,930
Carry forward general activity (UDA)	-399
16/17 Contracted orthodontic activity (UOA)	0
Carry forward orthodontic activity (UOA)	0
Baseline contract value	£573,161.92

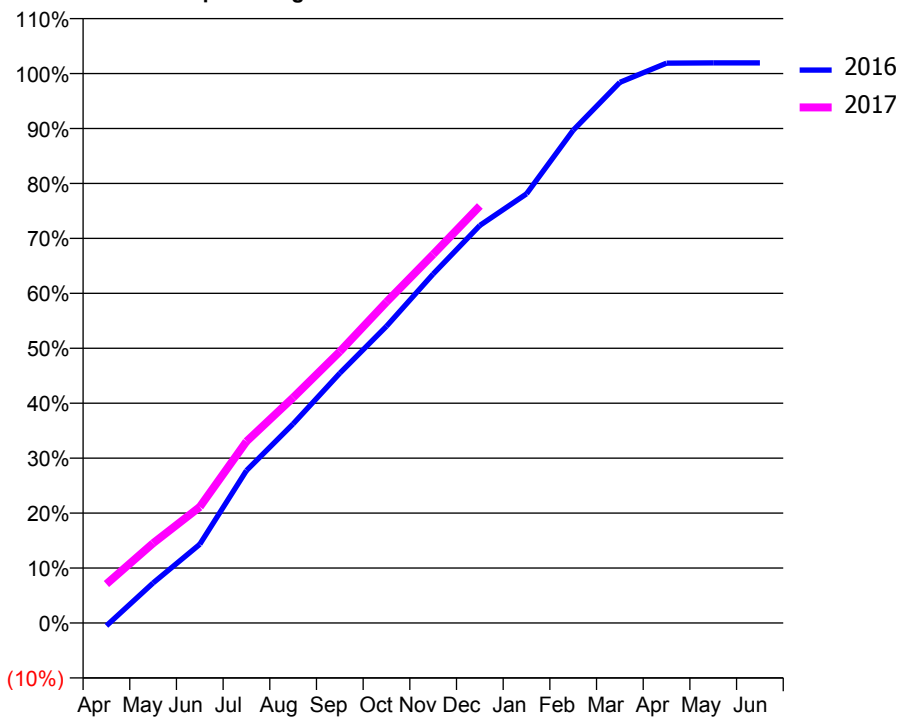
ACCESS*

Patients seen in 24 months	Total	Change since previous quarter
Quarter ending December 2015	5,550	
Quarter ending March 2016	6,169	↑
Quarter ending June 2016	6,613	↑
Quarter ending September 2016	6,903	↑
Quarter ending December 2016	7,122	↑
Variance since December 2015	28.3%	↑



ACTIVITY

Cumulative percentage of contracted UDA delivered 2016 & 2017



Month	Adjusted Scheduled Activity (UDA)	
	2016	2017
April	-104	1,415
May	1,452	2,895
June	2,855	4,209
July	5,530	6,585
August	7,224	8,174
September	9,059	9,844
October	10,766	11,644
November	12,660	13,372
December	14,420	15,125
January	15,566	
February	17,872	
March	19,609	
April	20,305	
May	20,314	
June	20,314	

QUALITY

	Quantity	Base Number	Contract	AT	Region	England
% of FP17s for the same patient ID Re-attending within 3 months - Children	100	1,244	8.0%	10.5%	12.1%	12.4%
% of FP17s for the same patient ID Re-attending within 3 months - Adults	1,406	6,733	20.9%	14.2%	15.9%	16.6%
% of FP17s for the same patient ID Re-attending between 3 & 9 months - Children	537	1,244	43.2%	59.2%	58.6%	57.5%
% of FP17s for the same patient ID Re-attending between 3 & 9 months - Adults	3,070	6,733	45.6%	54.1%	51.5%	50.4%
% of FP17s for Band 1 Urgent Courses	715	7,602	9.4%	7.2%	8.0%	9.1%
% of FP17s Relating to Free Repair or Replacements	175	7,602	2.3%	0.9%	0.8%	0.8%
% of FP17s Relating to Continuations	271	7,602	3.6%	1.4%	1.2%	1.3%
% of Patients satisfied with the dentistry they have received	30	31	96.8%	93.3%	92.8%	92.7%
% of Patients satisfied with the time they had to wait for an appointment	28	31	90.3%	89.9%	89.2%	88.8%

* This is based on patients treated on this contract for their most recent course of treatment. Figures in italics indicate the base number of FP17s or Patient Questionnaire responses are less than 100. N/A is shown where the base number of responses is less than 10 during the period. % is calculated as Quantity/Base number*100

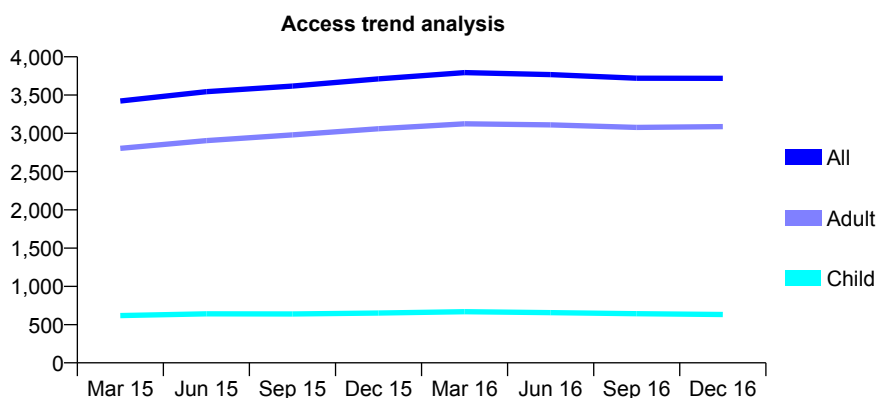
Q60 - Vital Signs At a Glance Contract Report for 106313/0001 - December 2016

Name or company name	Butler and Finnigan Dental Practice (BC) Lt
Contract type name	GDS Contract
Purpose of contract	General and Orthodontic
Contract start date	01/04/2014
Contract end date	

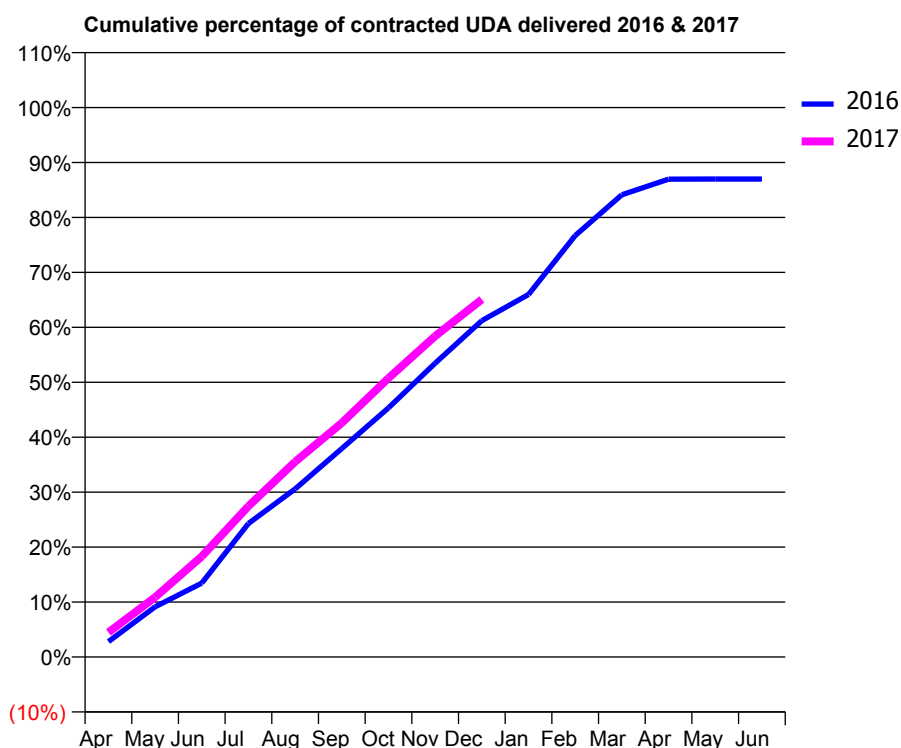
16/17 Contracted general activity (UDA)	12,509
Carry forward general activity (UDA)	0
16/17 Contracted orthodontic activity (UOA)	249
Carry forward orthodontic activity (UOA)	0
Baseline contract value	£309,353.90

ACCESS*

Patients seen in 24 months	Total	Change since previous quarter
Quarter ending December 2015	3,711	
Quarter ending March 2016	3,793	↑
Quarter ending June 2016	3,767	→
Quarter ending September 2016	3,720	↓
Quarter ending December 2016	3,719	→
Variance since December 2015	0.2%	→



ACTIVITY



Month	Adjusted Scheduled Activity (UDA)	
	2016	2017
April	352	561
May	1,141	1,362
June	1,682	2,291
July	3,041	3,435
August	3,826	4,446
September	4,745	5,327
October	5,671	6,347
November	6,688	7,304
December	7,658	8,140
January	8,253	
February	9,593	
March	10,523	
April	10,877	
May	10,881	
June	10,881	

QUALITY

	Quantity	Base Number	Contract	AT	Region	England
% of FP17s for the same patient ID Re-attending within 3 months - Children	106	824	12.9%	10.5%	12.1%	12.4%
% of FP17s for the same patient ID Re-attending within 3 months - Adults	736	3,775	19.5%	14.2%	15.9%	16.6%
% of FP17s for the same patient ID Re-attending between 3 & 9 months - Children	520	824	63.1%	59.2%	58.6%	57.5%
% of FP17s for the same patient ID Re-attending between 3 & 9 months - Adults	1,987	3,775	52.6%	54.1%	51.5%	50.4%
% of FP17s for Band 1 Urgent Courses	610	4,377	13.9%	7.2%	8.0%	9.1%
% of FP17s Relating to Free Repair or Replacements	11	4,377	0.3%	0.9%	0.8%	0.8%
% of FP17s Relating to Continuations	54	4,377	1.2%	1.4%	1.2%	1.3%
% of Patients satisfied with the dentistry they have received	15	16	93.8%	93.3%	92.8%	92.7%
% of Patients satisfied with the time they had to wait for an appointment	15	16	93.8%	89.9%	89.2%	88.8%

* This is based on patients treated on this contract for their most recent course of treatment. Figures in italics indicate the base number of FP17s or Patient Questionnaire responses are less than 100. N/A is shown where the base number of responses is less than 10 during the period. % is calculated as Quantity/Base number*100

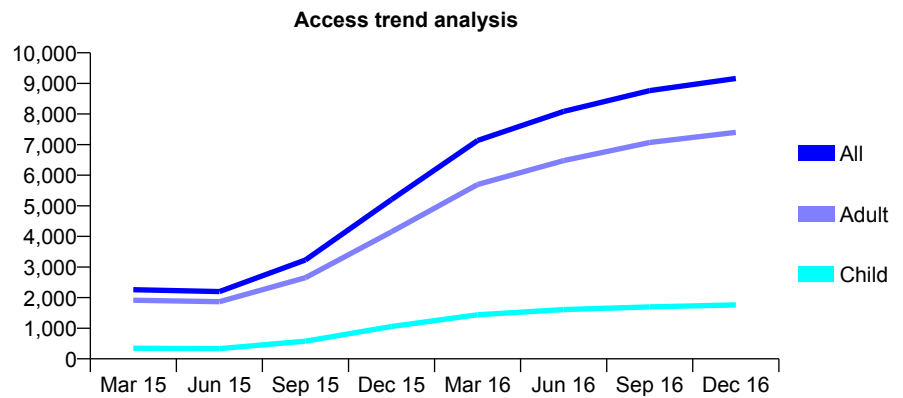
Q60 - Vital Signs At a Glance Contract Report for 107182/0001 - December 2016

Name or company name	Mr Holgate - Green End Dental Practice
Contract type name	GDS Contract
Purpose of contract	General and Orthodontic
Contract start date	01/04/2013
Contract end date	

16/17 Contracted general activity (UDA)	28,717
Carry forward general activity (UDA)	0
16/17 Contracted orthodontic activity (UOA)	160
Carry forward orthodontic activity (UOA)	0
Baseline contract value	£790,478.78

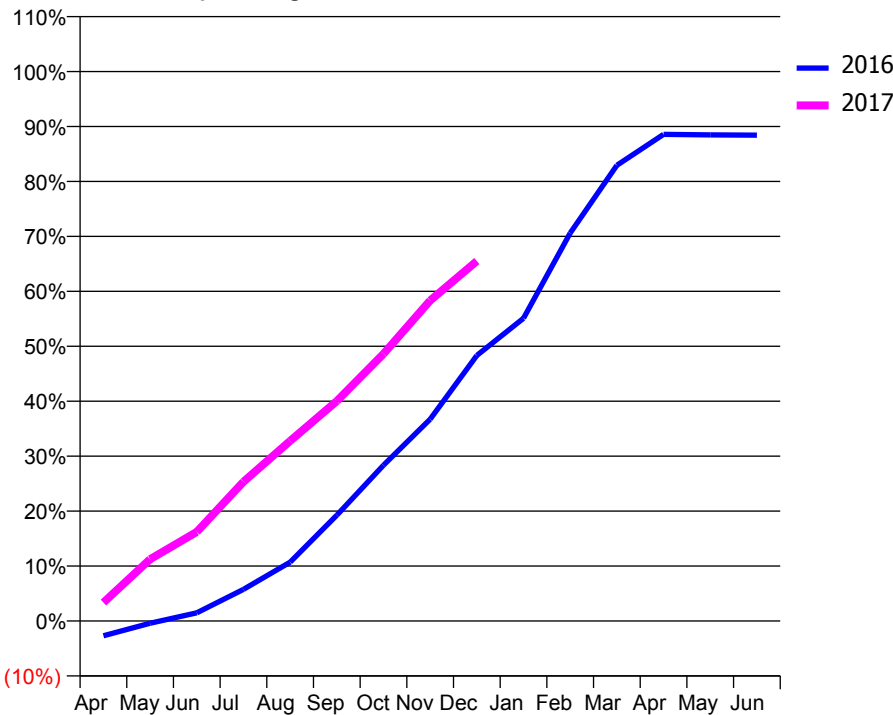
ACCESS*

Patients seen in 24 months	Total	Change since previous quarter
Quarter ending December 2015	5,206	
Quarter ending March 2016	7,135	↑
Quarter ending June 2016	8,084	↑
Quarter ending September 2016	8,765	↑
Quarter ending December 2016	9,162	↑
Variance since December 2015	76.0%	↑



ACTIVITY

Cumulative percentage of contracted UDA delivered 2016 & 2017



Month	Adjusted Scheduled Activity (UDA)	
	2016	2017
April	-591	966
May	-92	3,228
June	326	4,660
July	1,253	7,278
August	2,333	9,410
September	4,194	11,496
October	6,175	13,965
November	8,000	16,751
December	10,527	18,810
January	12,001	
February	15,377	
March	18,063	
April	19,288	
May	19,266	
June	19,256	

QUALITY

	Quantity	Base Number	Contract	AT	Region	England
% of FP17s for the same patient ID Re-attending within 3 months - Children	92	1,993	4.6%	10.5%	12.1%	12.4%
% of FP17s for the same patient ID Re-attending within 3 months - Adults	803	7,691	10.4%	14.2%	15.9%	16.6%
% of FP17s for the same patient ID Re-attending between 3 & 9 months - Children	1,117	1,993	56.0%	59.2%	58.6%	57.5%
% of FP17s for the same patient ID Re-attending between 3 & 9 months - Adults	3,758	7,691	48.9%	54.1%	51.5%	50.4%
% of FP17s for Band 1 Urgent Courses	815	9,202	8.9%	7.2%	8.0%	9.1%
% of FP17s Relating to Free Repair or Replacements	73	9,202	0.8%	0.9%	0.8%	0.8%
% of FP17s Relating to Continuations	75	9,202	0.8%	1.4%	1.2%	1.3%
% of Patients satisfied with the dentistry they have received	19	19	100.0%	93.3%	92.8%	92.7%
% of Patients satisfied with the time they had to wait for an appointment	16	19	84.2%	89.9%	89.2%	88.8%

* This is based on patients treated on this contract for their most recent course of treatment. Figures in italics indicate the base number of FP17s or Patient Questionnaire responses are less than 100. N/A is shown where the base number of responses is less than 10 during the period. % is calculated as Quantity/Base number*100

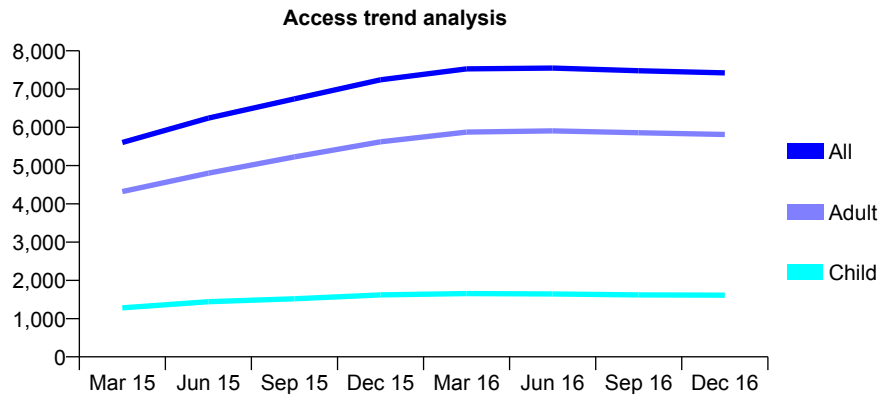
Q60 - Vital Signs At a Glance Contract Report for 107220/0001 - December 2016

Name or company name	Castle View House Dental Practice
Contract type name	GDS Contract
Purpose of contract	General and Orthodontic
Contract start date	01/04/2014
Contract end date	

16/17 Contracted general activity (UDA)	22,776
Carry forward general activity (UDA)	-456
16/17 Contracted orthodontic activity (UOA)	630
Carry forward orthodontic activity (UOA)	0
Baseline contract value	£737,338.86

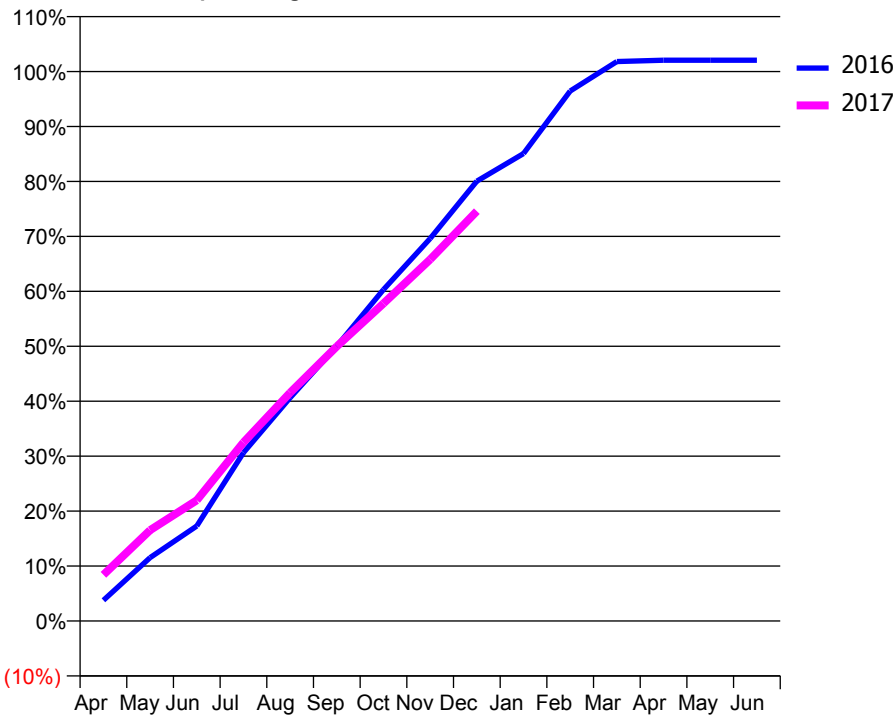
ACCESS*

Patients seen in 24 months	Total	Change since previous quarter
Quarter ending December 2015	7,242	
Quarter ending March 2016	7,528	↑
Quarter ending June 2016	7,550	→
Quarter ending September 2016	7,478	→
Quarter ending December 2016	7,422	→
Variance since December 2015	2.5%	↑



ACTIVITY

Cumulative percentage of contracted UDA delivered 2016 & 2017



Month	Adjusted Scheduled Activity (UDA)	
	2016	2017
April	862	1,917
May	2,629	3,768
June	3,939	5,002
July	6,980	7,406
August	9,256	9,464
September	11,394	11,384
October	13,738	13,164
November	15,855	14,987
December	18,231	16,986
January	19,373	
February	21,968	
March	23,190	
April	23,245	
May	23,245	
June	23,245	

QUALITY

	Quantity	Base Number	Contract	AT	Region	England
% of FP17s for the same patient ID Re-attending within 3 months - Children	163	1,703	9.6%	10.5%	12.1%	12.4%
% of FP17s for the same patient ID Re-attending within 3 months - Adults	578	5,390	10.7%	14.2%	15.9%	16.6%
% of FP17s for the same patient ID Re-attending between 3 & 9 months - Children	925	1,703	54.3%	59.2%	58.6%	57.5%
% of FP17s for the same patient ID Re-attending between 3 & 9 months - Adults	2,784	5,390	51.7%	54.1%	51.5%	50.4%
% of FP17s for Band 1 Urgent Courses	436	7,043	6.2%	7.2%	8.0%	9.1%
% of FP17s Relating to Free Repair or Replacements	31	7,043	0.4%	0.9%	0.8%	0.8%
% of FP17s Relating to Continuations	96	7,043	1.4%	1.4%	1.2%	1.3%
% of Patients satisfied with the dentistry they have received	18	18	100.0%	93.3%	92.8%	92.7%
% of Patients satisfied with the time they had to wait for an appointment	17	18	94.4%	89.9%	89.2%	88.8%

* This is based on patients treated on this contract for their most recent course of treatment. Figures in italics indicate the base number of FP17s or Patient Questionnaire responses are less than 100. N/A is shown where the base number of responses is less than 10 during the period. % is calculated as Quantity/Base number*100

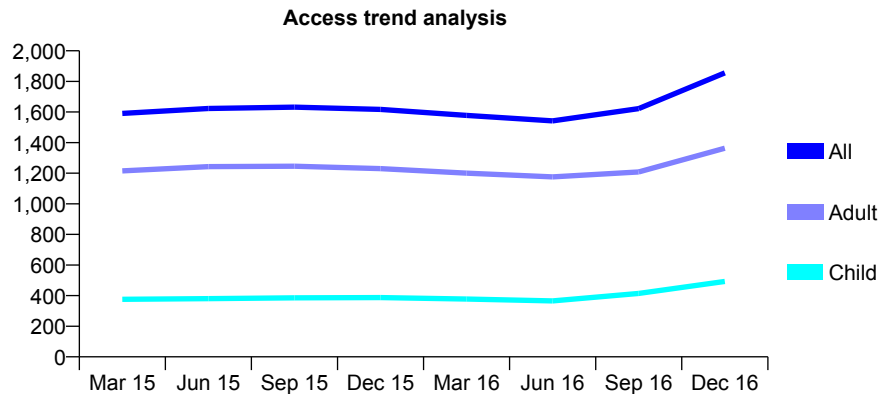
Q60 - Vital Signs At a Glance Contract Report for 108383/0001 - December 2016

Name or company name	Hadley Dental Practice
Contract type name	GDS Contract
Purpose of contract	General
Contract start date	13/06/2011
Contract end date	

16/17 Contracted general activity (UDA)	10,550
Carry forward general activity (UDA)	-68
16/17 Contracted orthodontic activity (UOA)	0
Carry forward orthodontic activity (UOA)	0
Baseline contract value	£256,047.36

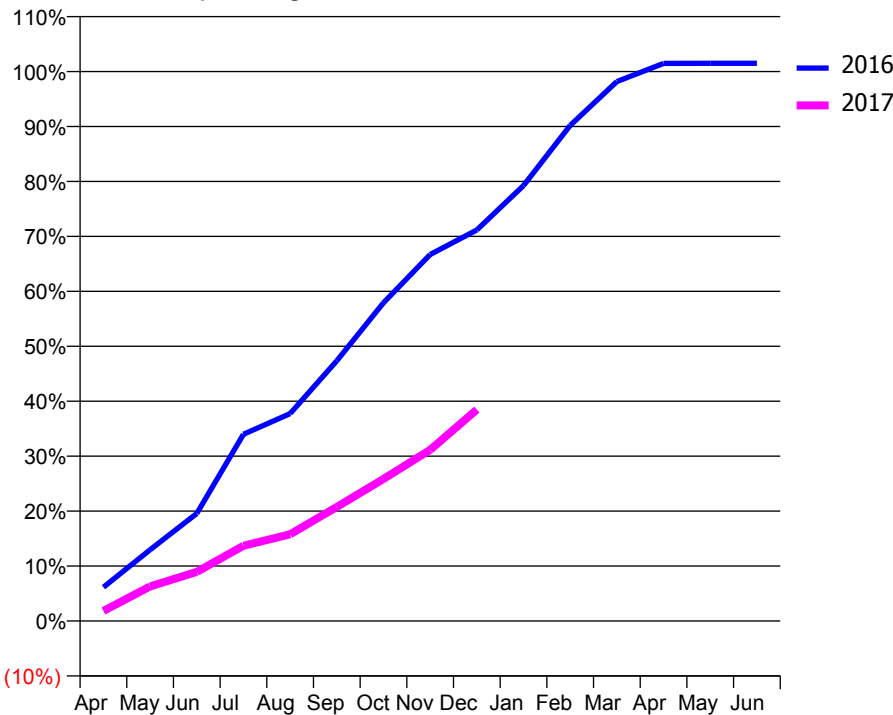
ACCESS*

Patients seen in 24 months	Total	Change since previous quarter
Quarter ending December 2015	1,617	
Quarter ending March 2016	1,578	↓
Quarter ending June 2016	1,542	↓
Quarter ending September 2016	1,622	↑
Quarter ending December 2016	1,856	↑
Variance since December 2015	14.8%	↑



ACTIVITY

Cumulative percentage of contracted UDA delivered 2016 & 2017



Month	Adjusted Scheduled Activity (UDA)	
	2016	2017
April	280	193
May	590	665
June	890	944
July	1,546	1,445
August	1,718	1,666
September	2,154	2,189
October	2,635	2,729
November	3,034	3,286
December	3,237	4,059
January	3,606	
February	4,104	
March	4,466	
April	4,617	
May	4,619	
June	4,619	

QUALITY

	Quantity	Base Number	Contract	AT	Region	England
% of FP17s for the same patient ID Re-attending within 3 months - Children	35	531	6.6%	10.5%	12.1%	12.4%
% of FP17s for the same patient ID Re-attending within 3 months - Adults	231	1,463	15.8%	14.2%	15.9%	16.6%
% of FP17s for the same patient ID Re-attending between 3 & 9 months - Children	230	531	43.3%	59.2%	58.6%	57.5%
% of FP17s for the same patient ID Re-attending between 3 & 9 months - Adults	659	1,463	45.0%	54.1%	51.5%	50.4%
% of FP17s for Band 1 Urgent Courses	178	1,933	9.2%	7.2%	8.0%	9.1%
% of FP17s Relating to Free Repair or Replacements	10	1,933	0.5%	0.9%	0.8%	0.8%
% of FP17s Relating to Continuations	27	1,933	1.4%	1.4%	1.2%	1.3%
% of Patients satisfied with the dentistry they have received	3	3	N/A	93.3%	92.8%	92.7%
% of Patients satisfied with the time they had to wait for an appointment	2	3	N/A	89.9%	89.2%	88.8%

* This is based on patients treated on this contract for their most recent course of treatment. Figures in italics indicate the base number of FP17s or Patient Questionnaire responses are less than 100. N/A is shown where the base number of responses is less than 10 during the period. % is calculated as Quantity/Base number*100

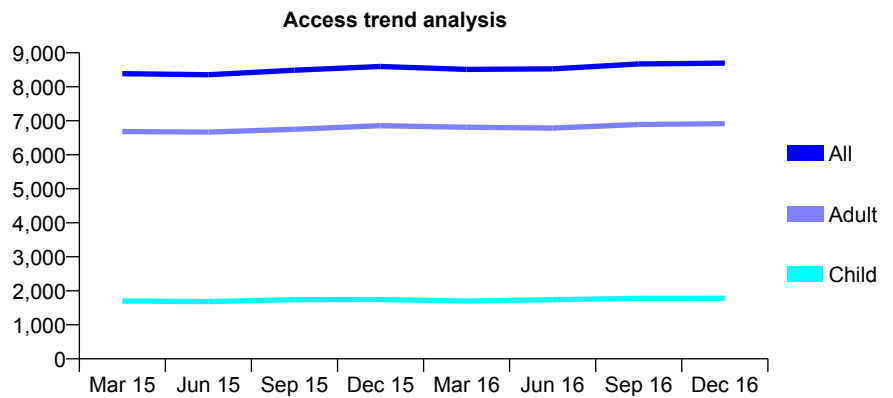
Q60 - Vital Signs At a Glance Contract Report for 110000/0001 - December 2016

Name or company name	Cannock Dental Care
Contract type name	GDS Contract
Purpose of contract	General
Contract start date	01/02/2012
Contract end date	

16/17 Contracted general activity (UDA)	25,702
Carry forward general activity (UDA)	-514
16/17 Contracted orthodontic activity (UOA)	0
Carry forward orthodontic activity (UOA)	0
Baseline contract value	£696,961.60

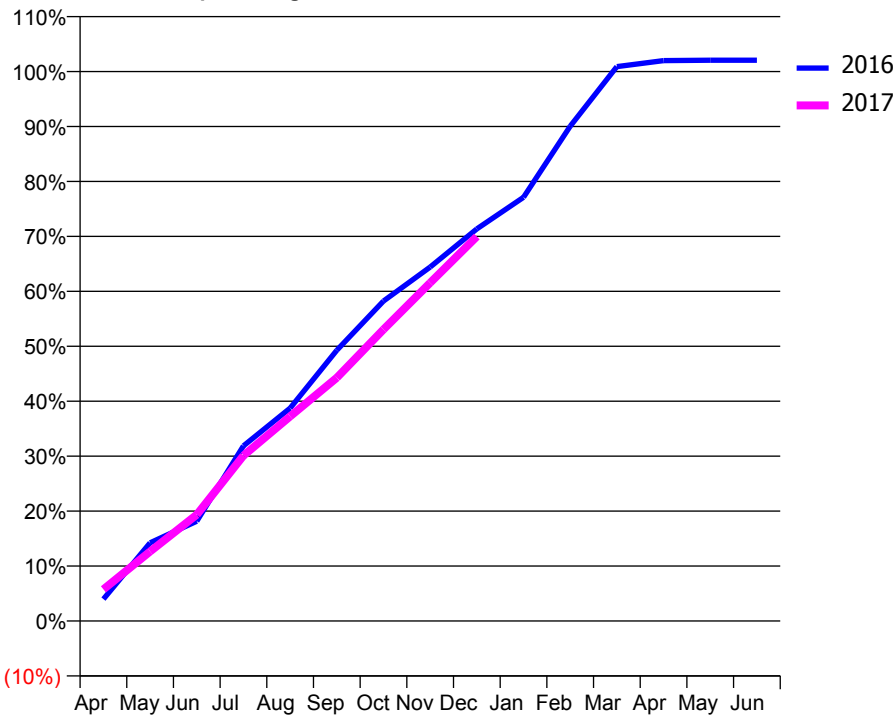
ACCESS*

Patients seen in 24 months	Total	Change since previous quarter
Quarter ending December 2015	8,597	
Quarter ending March 2016	8,511	↓
Quarter ending June 2016	8,528	→
Quarter ending September 2016	8,672	→
Quarter ending December 2016	8,697	→
Variance since December 2015	1.2%	→



ACTIVITY

Cumulative percentage of contracted UDA delivered 2016 & 2017



Month	Adjusted Scheduled Activity (UDA)	
	2016	2017
April	1,025	1,482
May	3,657	3,250
June	4,667	4,976
July	8,193	7,737
August	9,956	9,572
September	12,666	11,380
October	14,964	13,638
November	16,557	15,819
December	18,342	17,986
January	19,818	
February	23,141	
March	25,929	
April	26,212	
May	26,230	
June	26,230	

QUALITY

	Quantity	Base Number	Contract	AT	Region	England
% of FP17s for the same patient ID Re-attending within 3 months - Children	70	1,543	4.5%	10.5%	12.1%	12.4%
% of FP17s for the same patient ID Re-attending within 3 months - Adults	828	5,920	14.0%	14.2%	15.9%	16.6%
% of FP17s for the same patient ID Re-attending between 3 & 9 months - Children	741	1,543	48.0%	59.2%	58.6%	57.5%
% of FP17s for the same patient ID Re-attending between 3 & 9 months - Adults	2,238	5,920	37.8%	54.1%	51.5%	50.4%
% of FP17s for Band 1 Urgent Courses	768	7,297	10.5%	7.2%	8.0%	9.1%
% of FP17s Relating to Free Repair or Replacements	114	7,297	1.6%	0.9%	0.8%	0.8%
% of FP17s Relating to Continuations	53	7,297	0.7%	1.4%	1.2%	1.3%
% of Patients satisfied with the dentistry they have received	19	19	100.0%	93.3%	92.8%	92.7%
% of Patients satisfied with the time they had to wait for an appointment	18	19	94.7%	89.9%	89.2%	88.8%

* This is based on patients treated on this contract for their most recent course of treatment. Figures in italics indicate the base number of FP17s or Patient Questionnaire responses are less than 100. N/A is shown where the base number of responses is less than 10 during the period. % is calculated as Quantity/Base number*100

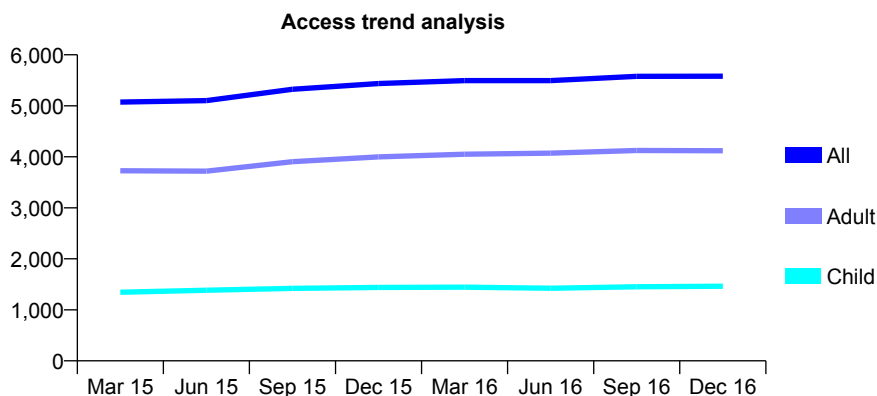
Q60 - Vital Signs At a Glance Contract Report for 116459/0001 - December 2016

Name or company name	High Street Dental Practice
Contract type name	GDS Contract
Purpose of contract	General
Contract start date	15/02/2010
Contract end date	

16/17 Contracted general activity (UDA)	15,250
Carry forward general activity (UDA)	-226
16/17 Contracted orthodontic activity (UOA)	0
Carry forward orthodontic activity (UOA)	0
Baseline contract value	£367,871.84

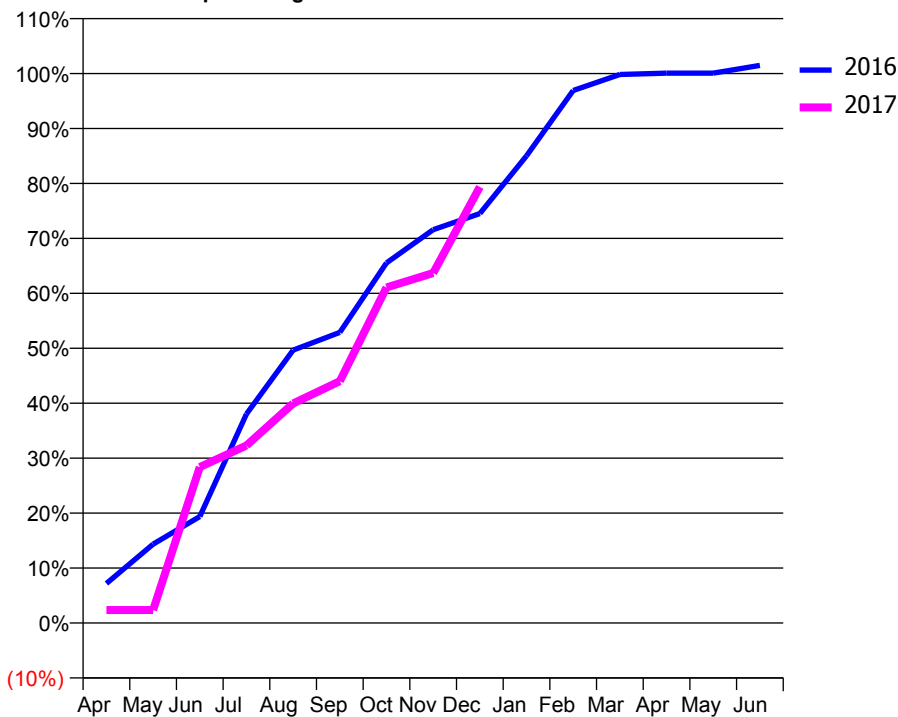
ACCESS*

Patients seen in 24 months	Total	Change since previous quarter
Quarter ending December 2015	5,436	
Quarter ending March 2016	5,495	→
Quarter ending June 2016	5,494	→
Quarter ending September 2016	5,577	→
Quarter ending December 2016	5,581	→
Variance since December 2015	2.7%	↑



ACTIVITY

Cumulative percentage of contracted UDA delivered 2016 & 2017



Month	Adjusted Scheduled Activity (UDA)	
	2016	2017
April	1,096	359
May	2,191	359
June	2,954	4,330
July	5,801	4,928
August	7,573	6,092
September	8,065	6,712
October	9,995	9,314
November	10,913	9,712
December	11,363	12,104
January	12,966	
February	14,779	
March	15,223	
April	15,262	
May	15,262	
June	15,476	

QUALITY

	Quantity	Base Number	Contract	AT	Region	England
% of FP17s for the same patient ID Re-attending within 3 months - Children	58	1,644	3.5%	10.5%	12.1%	12.4%
% of FP17s for the same patient ID Re-attending within 3 months - Adults	334	4,220	7.9%	14.2%	15.9%	16.6%
% of FP17s for the same patient ID Re-attending between 3 & 9 months - Children	1,060	1,644	64.5%	59.2%	58.6%	57.5%
% of FP17s for the same patient ID Re-attending between 3 & 9 months - Adults	1,892	4,220	44.8%	54.1%	51.5%	50.4%
% of FP17s for Band 1 Urgent Courses	206	5,642	3.7%	7.2%	8.0%	9.1%
% of FP17s Relating to Free Repair or Replacements	30	5,642	0.5%	0.9%	0.8%	0.8%
% of FP17s Relating to Continuations	17	5,642	0.3%	1.4%	1.2%	1.3%
% of Patients satisfied with the dentistry they have received	11	11	100.0%	93.3%	92.8%	92.7%
% of Patients satisfied with the time they had to wait for an appointment	11	11	100.0%	89.9%	89.2%	88.8%

* This is based on patients treated on this contract for their most recent course of treatment. Figures in italics indicate the base number of FP17s or Patient Questionnaire responses are less than 100. N/A is shown where the base number of responses is less than 10 during the period. % is calculated as Quantity/Base number*100

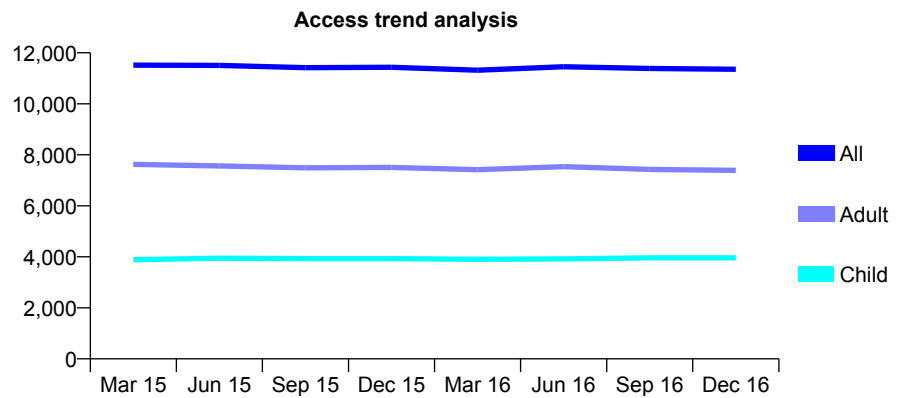
Q60 - Vital Signs At a Glance Contract Report for 116777/0002 - December 2016

Name or company name	Alchemy Dental Practice
Contract type name	GDS Contract
Purpose of contract	General
Contract start date	10/11/2008
Contract end date	

16/17 Contracted general activity (UDA)	30,952
Carry forward general activity (UDA)	321
16/17 Contracted orthodontic activity (UOA)	0
Carry forward orthodontic activity (UOA)	0
Baseline contract value	£722,325.90

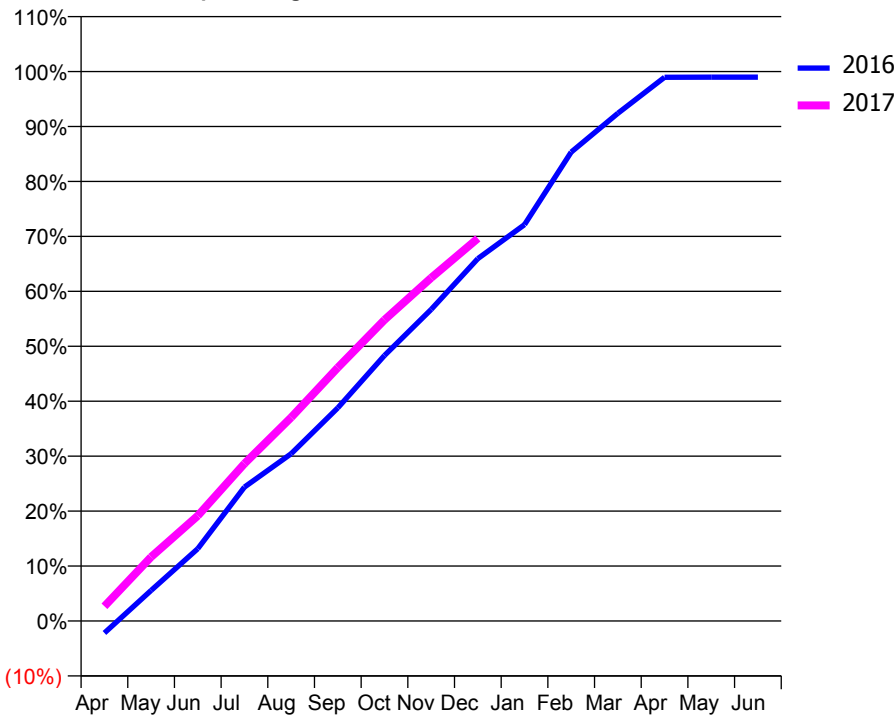
ACCESS*

Patients seen in 24 months	Total	Change since previous quarter
Quarter ending December 2015	11,433	
Quarter ending March 2016	11,318	↓
Quarter ending June 2016	11,455	→
Quarter ending September 2016	11,388	→
Quarter ending December 2016	11,355	→
Variance since December 2015	(0.7%)	→



ACTIVITY

Cumulative percentage of contracted UDA delivered 2016 & 2017



Month	Adjusted Scheduled Activity (UDA)	
	2016	2017
April	-681	833
May	1,725	3,606
June	4,078	5,927
July	7,542	8,867
August	9,420	11,462
September	12,005	14,273
October	14,957	16,961
November	17,551	19,329
December	20,410	21,551
January	22,329	
February	26,414	
March	28,597	
April	30,628	
May	30,631	
June	30,631	

QUALITY

	Quantity	Base Number	Contract	AT	Region	England
% of FP17s for the same patient ID Re-attending within 3 months - Children	370	4,288	8.6%	10.5%	12.1%	12.4%
% of FP17s for the same patient ID Re-attending within 3 months - Adults	1,007	6,612	15.2%	14.2%	15.9%	16.6%
% of FP17s for the same patient ID Re-attending between 3 & 9 months - Children	2,329	4,288	54.3%	59.2%	58.6%	57.5%
% of FP17s for the same patient ID Re-attending between 3 & 9 months - Adults	3,026	6,612	45.8%	54.1%	51.5%	50.4%
% of FP17s for Band 1 Urgent Courses	1,009	10,003	10.1%	7.2%	8.0%	9.1%
% of FP17s Relating to Free Repair or Replacements	115	10,003	1.1%	0.9%	0.8%	0.8%
% of FP17s Relating to Continuations	99	10,003	1.0%	1.4%	1.2%	1.3%
% of Patients satisfied with the dentistry they have received	38	43	88.4%	93.3%	92.8%	92.7%
% of Patients satisfied with the time they had to wait for an appointment	35	43	81.4%	89.9%	89.2%	88.8%

* This is based on patients treated on this contract for their most recent course of treatment. Figures in italics indicate the base number of FP17s or Patient Questionnaire responses are less than 100. N/A is shown where the base number of responses is less than 10 during the period. % is calculated as Quantity/Base number*100

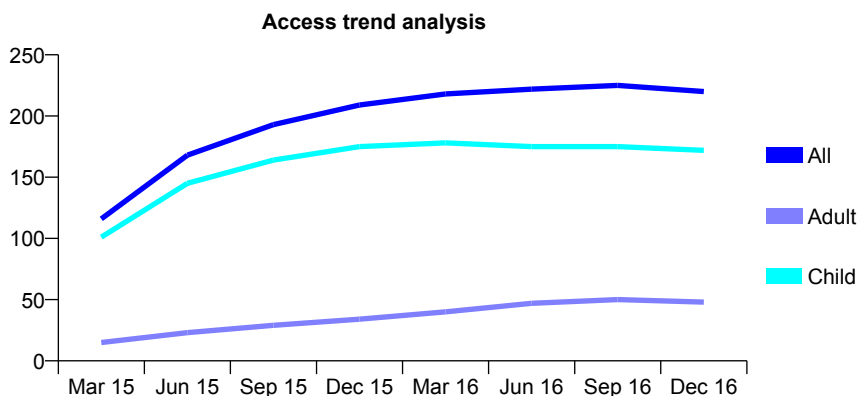
Q60 - Vital Signs At a Glance Contract Report for 117943/0001 - December 2016

Name or company name	The Staffordshire Clinic NHS Contract Part
Contract type name	GDS Contract
Purpose of contract	General
Contract start date	04/09/2014
Contract end date	

16/17 Contracted general activity (UDA)	450
Carry forward general activity (UDA)	10
16/17 Contracted orthodontic activity (UOA)	0
Carry forward orthodontic activity (UOA)	0
Baseline contract value	£11,341.60

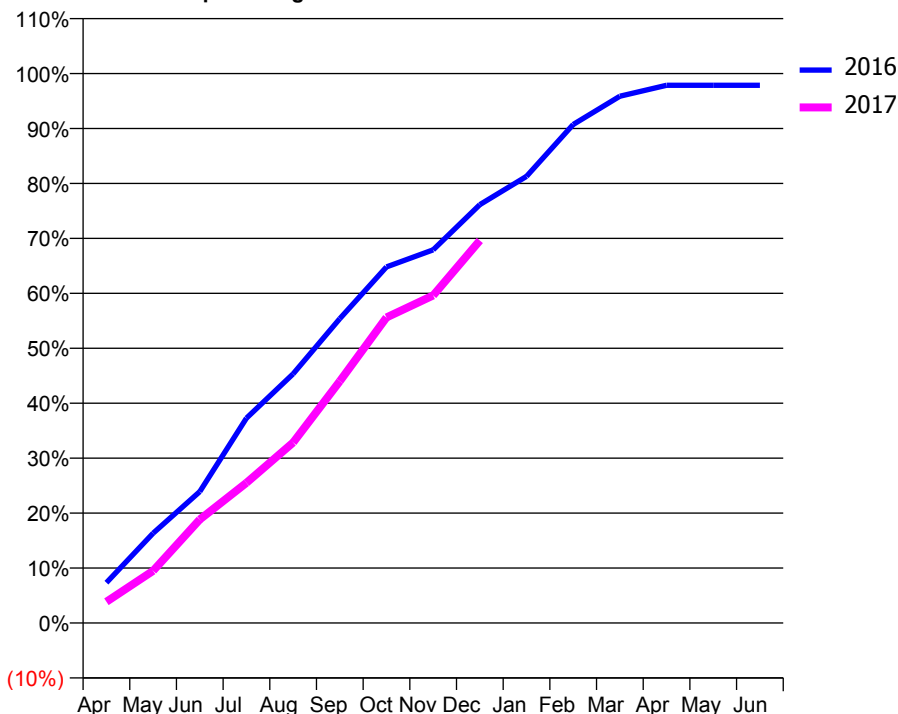
ACCESS*

Patients seen in 24 months	Total	Change since previous quarter
Quarter ending December 2015	209	
Quarter ending March 2016	218	↑
Quarter ending June 2016	222	→
Quarter ending September 2016	225	→
Quarter ending December 2016	220	↓
Variance since December 2015	5.3%	↑



ACTIVITY

Cumulative percentage of contracted UDA delivered 2016 & 2017



Month	Adjusted Scheduled Activity (UDA)	
	2016	2017
April	33	17
May	74	43
June	108	85
July	168	115
August	204	148
September	249	198
October	292	250
November	306	268
December	343	313
January	366	
February	408	
March	431	
April	440	
May	440	
June	440	

QUALITY

	Quantity	Base Number	Contract	AT	Region	England
% of FP17s for the same patient ID Re-attending within 3 months - Children	8	199	4.0%	10.5%	12.1%	12.4%
% of FP17s for the same patient ID Re-attending within 3 months - Adults	0	24	0.0%	14.2%	15.9%	16.6%
% of FP17s for the same patient ID Re-attending between 3 & 9 months - Children	127	199	63.8%	59.2%	58.6%	57.5%
% of FP17s for the same patient ID Re-attending between 3 & 9 months - Adults	12	24	50.0%	54.1%	51.5%	50.4%
% of FP17s for Band 1 Urgent Courses	6	211	2.8%	7.2%	8.0%	9.1%
% of FP17s Relating to Free Repair or Replacements	0	211	0.0%	0.9%	0.8%	0.8%
% of FP17s Relating to Continuations	0	211	0.0%	1.4%	1.2%	1.3%
% of Patients satisfied with the dentistry they have received	1	1	N/A	93.3%	92.8%	92.7%
% of Patients satisfied with the time they had to wait for an appointment	1	1	N/A	89.9%	89.2%	88.8%

* This is based on patients treated on this contract for their most recent course of treatment. Figures in italics indicate the base number of FP17s or Patient Questionnaire responses are less than 100. N/A is shown where the base number of responses is less than 10 during the period. % is calculated as Quantity/Base number*100

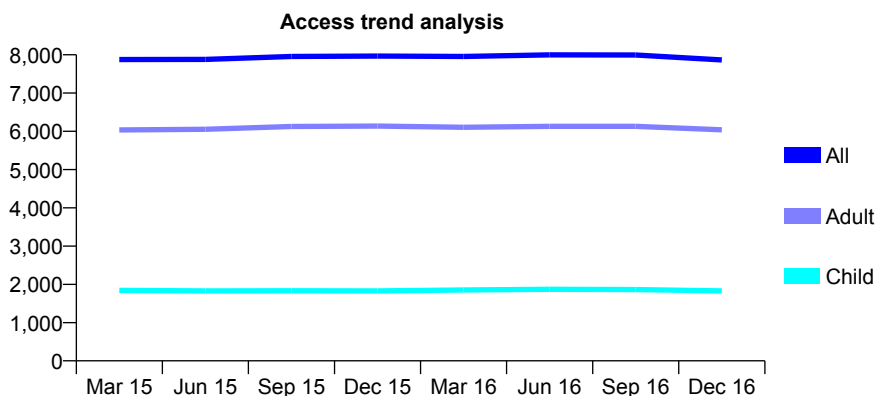
Q60 - Vital Signs At a Glance Contract Report for 119091/0001 - December 2016

Name or company name	TLC 4 Smiles Ltd.
Contract type name	GDS Contract
Purpose of contract	General
Contract start date	01/05/2007
Contract end date	

16/17 Contracted general activity (UDA)	22,000
Carry forward general activity (UDA)	0
16/17 Contracted orthodontic activity (UOA)	0
Carry forward orthodontic activity (UOA)	0
Baseline contract value	£609,721.90

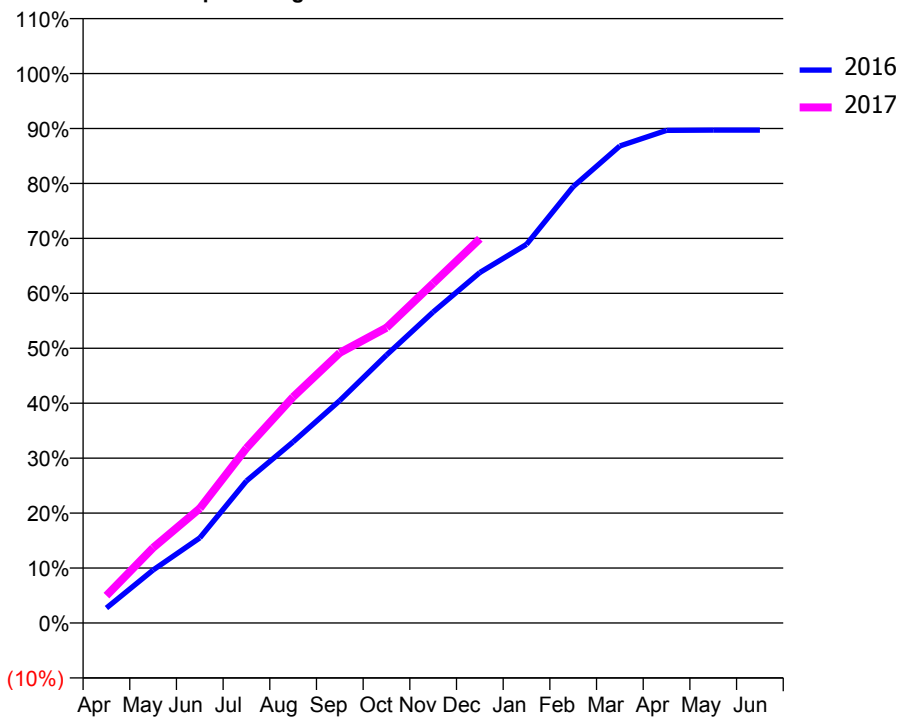
ACCESS*

Patients seen in 24 months	Total	Change since previous quarter
Quarter ending December 2015	7,966	
Quarter ending March 2016	7,956	→
Quarter ending June 2016	7,999	→
Quarter ending September 2016	7,995	→
Quarter ending December 2016	7,867	↓
Variance since December 2015	(1.2%)	↓



ACTIVITY

Cumulative percentage of contracted UDA delivered 2016 & 2017



Adjusted Scheduled Activity (UDA)

Month	2016	2017
April	721	1,097
May	2,551	3,012
June	4,094	4,589
July	6,828	7,000
August	8,710	9,051
September	10,698	10,818
October	12,880	11,824
November	14,954	13,603
December	16,846	15,381
January	18,198	
February	20,975	
March	22,929	
April	23,680	
May	23,693	
June	23,695	

QUALITY

	Quantity	Base Number	Contract	AT	Region	England
% of FP17s for the same patient ID Re-attending within 3 months - Children	70	2,110	3.3%	10.5%	12.1%	12.4%
% of FP17s for the same patient ID Re-attending within 3 months - Adults	358	5,965	6.0%	14.2%	15.9%	16.6%
% of FP17s for the same patient ID Re-attending between 3 & 9 months - Children	1,477	2,110	70.0%	59.2%	58.6%	57.5%
% of FP17s for the same patient ID Re-attending between 3 & 9 months - Adults	4,097	5,965	68.7%	54.1%	51.5%	50.4%
% of FP17s for Band 1 Urgent Courses	132	7,657	1.7%	7.2%	8.0%	9.1%
% of FP17s Relating to Free Repair or Replacements	30	7,657	0.4%	0.9%	0.8%	0.8%
% of FP17s Relating to Continuations	84	7,657	1.1%	1.4%	1.2%	1.3%
% of Patients satisfied with the dentistry they have received	9	9	N/A	93.3%	92.8%	92.7%
% of Patients satisfied with the time they had to wait for an appointment	8	9	N/A	89.9%	89.2%	88.8%

* This is based on patients treated on this contract for their most recent course of treatment. Figures in italics indicate the base number of FP17s or Patient Questionnaire responses are less than 100. N/A is shown where the base number of responses is less than 10 during the period. % is calculated as Quantity/Base number*100

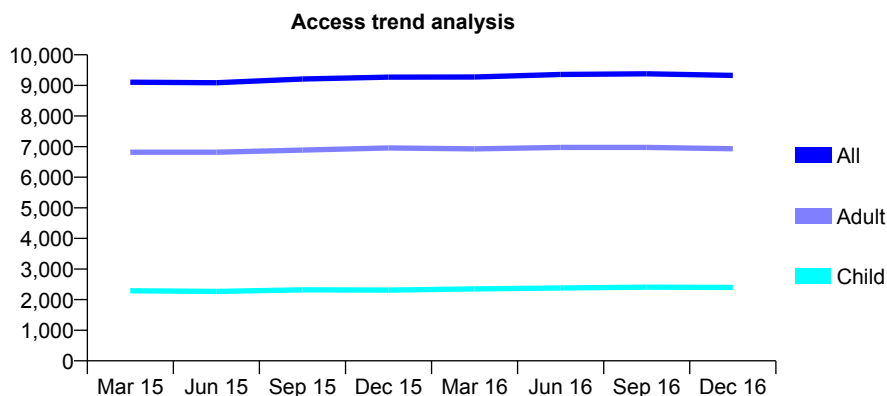
Q60 - Vital Signs At a Glance Contract Report for 120049/0001 - December 2016

Name or company name	Sneyd Green Dental Practice
Contract type name	GDS Contract
Purpose of contract	General
Contract start date	01/06/2010
Contract end date	

16/17 Contracted general activity (UDA)	26,893
Carry forward general activity (UDA)	0
16/17 Contracted orthodontic activity (UOA)	0
Carry forward orthodontic activity (UOA)	0
Baseline contract value	£754,441.49

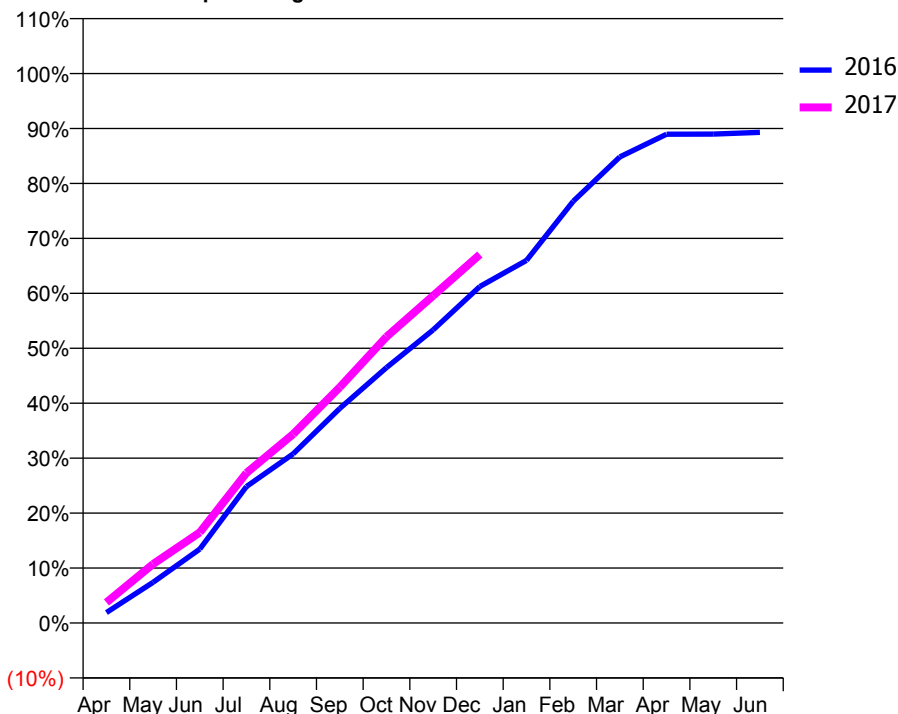
ACCESS*

Patients seen in 24 months	Total	Change since previous quarter
Quarter ending December 2015	9,268	
Quarter ending March 2016	9,276	→
Quarter ending June 2016	9,357	→
Quarter ending September 2016	9,380	→
Quarter ending December 2016	9,326	→
Variance since December 2015	0.6%	→



ACTIVITY

Cumulative percentage of contracted UDA delivered 2016 & 2017



Month	Adjusted Scheduled Activity (UDA)	
	2016	2017
April	510	1,011
May	1,991	2,886
June	3,618	4,436
July	6,678	7,348
August	8,279	9,243
September	10,504	11,538
October	12,503	14,005
November	14,348	16,017
December	16,470	18,034
January	17,745	
February	20,636	
March	22,810	
April	23,923	
May	23,931	
June	24,013	

QUALITY

	Quantity	Base Number	Contract	AT	Region	England
% of FP17s for the same patient ID Re-attending within 3 months - Children	169	2,636	6.4%	10.5%	12.1%	12.4%
% of FP17s for the same patient ID Re-attending within 3 months - Adults	729	6,848	10.6%	14.2%	15.9%	16.6%
% of FP17s for the same patient ID Re-attending between 3 & 9 months - Children	1,435	2,636	54.4%	59.2%	58.6%	57.5%
% of FP17s for the same patient ID Re-attending between 3 & 9 months - Adults	3,747	6,848	54.7%	54.1%	51.5%	50.4%
% of FP17s for Band 1 Urgent Courses	375	8,948	4.2%	7.2%	8.0%	9.1%
% of FP17s Relating to Free Repair or Replacements	103	8,948	1.2%	0.9%	0.8%	0.8%
% of FP17s Relating to Continuations	188	8,948	2.1%	1.4%	1.2%	1.3%
% of Patients satisfied with the dentistry they have received	17	18	94.4%	93.3%	92.8%	92.7%
% of Patients satisfied with the time they had to wait for an appointment	13	18	72.2%	89.9%	89.2%	88.8%

* This is based on patients treated on this contract for their most recent course of treatment. Figures in italics indicate the base number of FP17s or Patient Questionnaire responses are less than 100. N/A is shown where the base number of responses is less than 10 during the period. % is calculated as Quantity/Base number*100

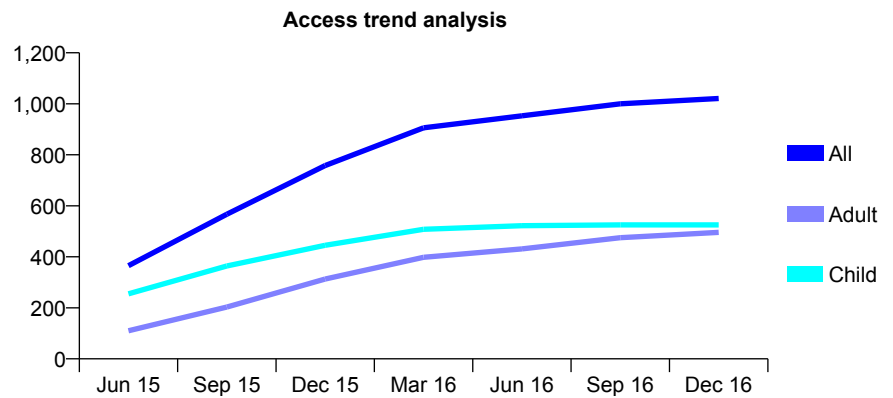
Q60 - Vital Signs At a Glance Contract Report for 120227/0001 - December 2016

Name or company name	SpaDental Wem LLP
Contract type name	GDS Contract
Purpose of contract	General
Contract start date	01/04/2015
Contract end date	

16/17 Contracted general activity (UDA)	2,870
Carry forward general activity (UDA)	0
16/17 Contracted orthodontic activity (UOA)	0
Carry forward orthodontic activity (UOA)	0
Baseline contract value	£72,505.17

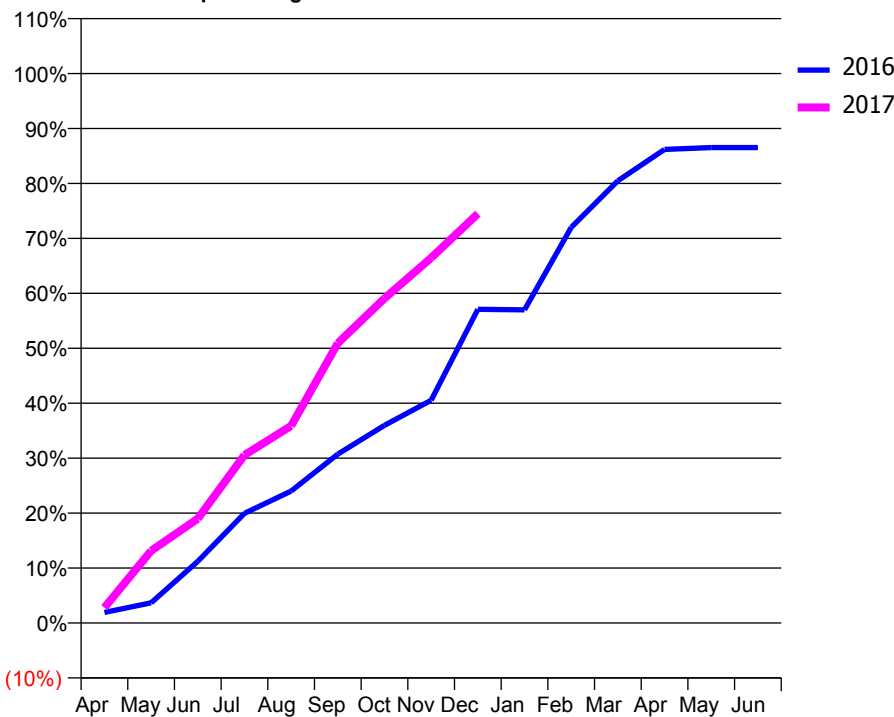
ACCESS*

Patients seen in 24 months	Total	Change since previous quarter
Quarter ending December 2015	758	
Quarter ending March 2016	906	↑
Quarter ending June 2016	953	↑
Quarter ending September 2016	1,000	↑
Quarter ending December 2016	1,021	↑
Variance since December 2015	34.7%	↑



ACTIVITY

Cumulative percentage of contracted UDA delivered 2016 & 2017



Month	Adjusted Scheduled Activity (UDA)	
	2016	2017
April	63	80
May	120	377
June	367	545
July	653	877
August	785	1,030
September	1,005	1,462
October	1,177	1,696
November	1,325	1,908
December	1,866	2,138
January	1,863	
February	2,354	
March	2,631	
April	2,818	
May	2,830	
June	2,830	

QUALITY

	Quantity	Base Number	Contract	AT	Region	England
% of FP17s for the same patient ID Re-attending within 3 months - Children	112	902	12.4%	10.5%	12.1%	12.4%
% of FP17s for the same patient ID Re-attending within 3 months - Adults	117	625	18.7%	14.2%	15.9%	16.6%
% of FP17s for the same patient ID Re-attending between 3 & 9 months - Children	653	902	72.4%	59.2%	58.6%	57.5%
% of FP17s for the same patient ID Re-attending between 3 & 9 months - Adults	368	625	58.9%	54.1%	51.5%	50.4%
% of FP17s for Band 1 Urgent Courses	75	1,385	5.4%	7.2%	8.0%	9.1%
% of FP17s Relating to Free Repair or Replacements	0	1,385	0.0%	0.9%	0.8%	0.8%
% of FP17s Relating to Continuations	17	1,385	1.2%	1.4%	1.2%	1.3%
% of Patients satisfied with the dentistry they have received	1	2	N/A	93.3%	92.8%	92.7%
% of Patients satisfied with the time they had to wait for an appointment	1	2	N/A	89.9%	89.2%	88.8%

* This is based on patients treated on this contract for their most recent course of treatment. Figures in italics indicate the base number of FP17s or Patient Questionnaire responses are less than 100. N/A is shown where the base number of responses is less than 10 during the period. % is calculated as Quantity/Base number*100

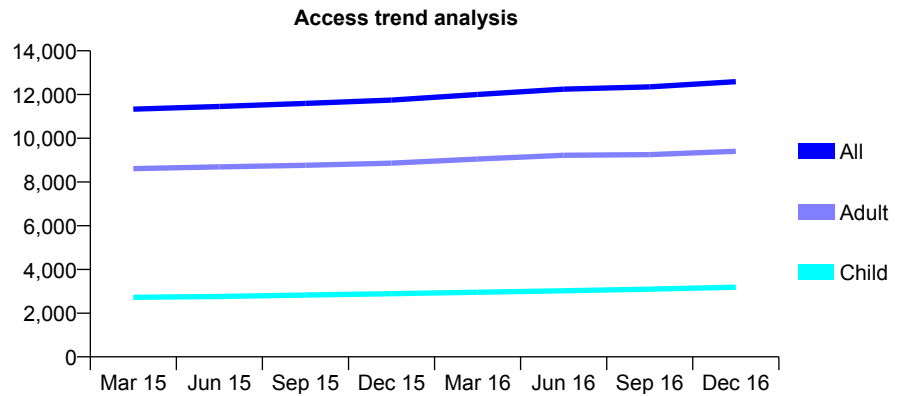
Q60 - Vital Signs At a Glance Contract Report for 121363/0001 - December 2016

Name or company name	Boulevard Dental Practice
Contract type name	GDS Contract
Purpose of contract	General
Contract start date	01/12/2010
Contract end date	

16/17 Contracted general activity (UDA)	30,024
Carry forward general activity (UDA)	767
16/17 Contracted orthodontic activity (UOA)	0
Carry forward orthodontic activity (UOA)	0
Baseline contract value	£823,973.83

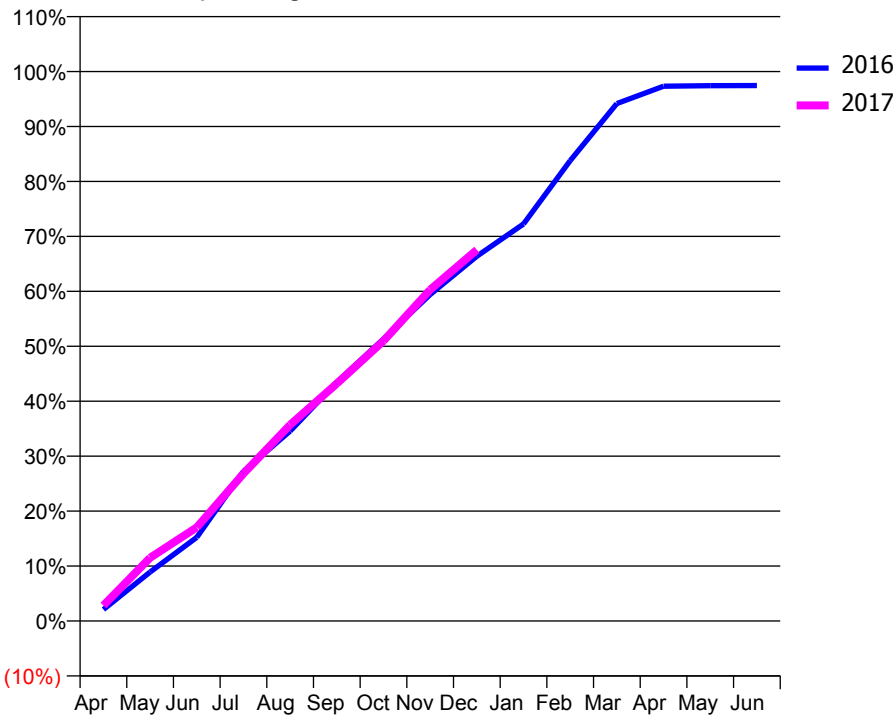
ACCESS*

Patients seen in 24 months	Total	Change since previous quarter
Quarter ending December 2015	11,746	
Quarter ending March 2016	12,005	↑
Quarter ending June 2016	12,247	↑
Quarter ending September 2016	12,348	→
Quarter ending December 2016	12,590	→
Variance since December 2015	7.2%	↑



ACTIVITY

Cumulative percentage of contracted UDA delivered 2016 & 2017



Month	Adjusted Scheduled Activity (UDA)	
	2016	2017
April	629	848
May	2,677	3,456
June	4,570	5,117
July	8,182	8,058
August	10,381	10,725
September	13,045	12,971
October	15,412	15,307
November	17,838	18,103
December	19,934	20,280
January	21,693	
February	25,157	
March	28,273	
April	29,219	
May	29,250	
June	29,257	

QUALITY

	Quantity	Base Number	Contract	AT	Region	England
% of FP17s for the same patient ID Re-attending within 3 months - Children	125	3,254	3.8%	10.5%	12.1%	12.4%
% of FP17s for the same patient ID Re-attending within 3 months - Adults	650	7,802	8.3%	14.2%	15.9%	16.6%
% of FP17s for the same patient ID Re-attending between 3 & 9 months - Children	1,955	3,254	60.1%	59.2%	58.6%	57.5%
% of FP17s for the same patient ID Re-attending between 3 & 9 months - Adults	2,770	7,802	35.5%	54.1%	51.5%	50.4%
% of FP17s for Band 1 Urgent Courses	432	10,513	4.1%	7.2%	8.0%	9.1%
% of FP17s Relating to Free Repair or Replacements	10	10,513	0.1%	0.9%	0.8%	0.8%
% of FP17s Relating to Continuations	123	10,513	1.2%	1.4%	1.2%	1.3%
% of Patients satisfied with the dentistry they have received	16	19	84.2%	93.3%	92.8%	92.7%
% of Patients satisfied with the time they had to wait for an appointment	16	19	84.2%	89.9%	89.2%	88.8%

* This is based on patients treated on this contract for their most recent course of treatment. Figures in italics indicate the base number of FP17s or Patient Questionnaire responses are less than 100. N/A is shown where the base number of responses is less than 10 during the period. % is calculated as Quantity/Base number*100

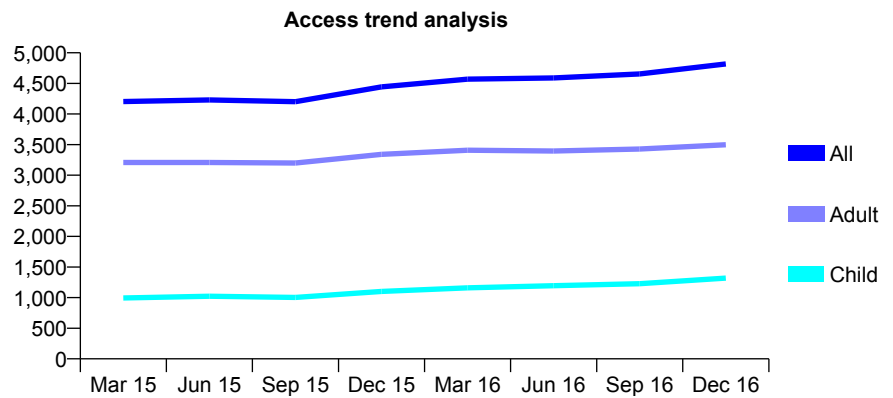
Q60 - Vital Signs At a Glance Contract Report for 121495/0001 - December 2016

Name or company name	The Smileworks Ltd
Contract type name	GDS Contract
Purpose of contract	General
Contract start date	01/12/2009
Contract end date	

16/17 Contracted general activity (UDA)	18,313
Carry forward general activity (UDA)	0
16/17 Contracted orthodontic activity (UOA)	0
Carry forward orthodontic activity (UOA)	0
Baseline contract value	£510,509.38

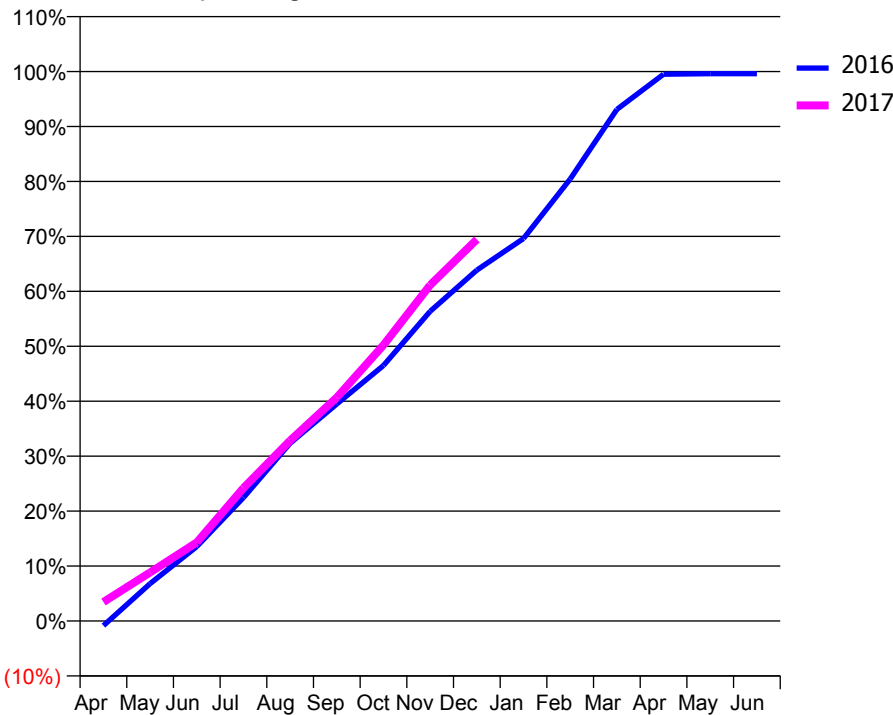
ACCESS*

Patients seen in 24 months	Total	Change since previous quarter
Quarter ending December 2015	4,444	
Quarter ending March 2016	4,569	↑
Quarter ending June 2016	4,590	→
Quarter ending September 2016	4,655	→
Quarter ending December 2016	4,817	↑
Variance since December 2015	8.4%	↑



ACTIVITY

Cumulative percentage of contracted UDA delivered 2016 & 2017



Month	Adjusted Scheduled Activity (UDA)	
	2016	2017
April	-156	633
May	1,247	1,620
June	2,480	2,619
July	4,113	4,434
August	5,925	6,015
September	7,231	7,449
October	8,518	9,196
November	10,321	11,198
December	11,694	12,715
January	12,749	
February	14,731	
March	17,049	
April	18,221	
May	18,240	
June	18,240	

QUALITY

	Quantity	Base Number	Contract	AT	Region	England
% of FP17s for the same patient ID Re-attending within 3 months - Children	119	1,504	7.9%	10.5%	12.1%	12.4%
% of FP17s for the same patient ID Re-attending within 3 months - Adults	553	3,849	14.4%	14.2%	15.9%	16.6%
% of FP17s for the same patient ID Re-attending between 3 & 9 months - Children	843	1,504	56.1%	59.2%	58.6%	57.5%
% of FP17s for the same patient ID Re-attending between 3 & 9 months - Adults	1,971	3,849	51.2%	54.1%	51.5%	50.4%
% of FP17s for Band 1 Urgent Courses	443	4,964	8.9%	7.2%	8.0%	9.1%
% of FP17s Relating to Free Repair or Replacements	22	4,964	0.4%	0.9%	0.8%	0.8%
% of FP17s Relating to Continuations	126	4,964	2.5%	1.4%	1.2%	1.3%
% of Patients satisfied with the dentistry they have received	8	9	N/A	93.3%	92.8%	92.7%
% of Patients satisfied with the time they had to wait for an appointment	8	9	N/A	89.9%	89.2%	88.8%

* This is based on patients treated on this contract for their most recent course of treatment. Figures in italics indicate the base number of FP17s or Patient Questionnaire responses are less than 100. N/A is shown where the base number of responses is less than 10 during the period. % is calculated as Quantity/Base number*100

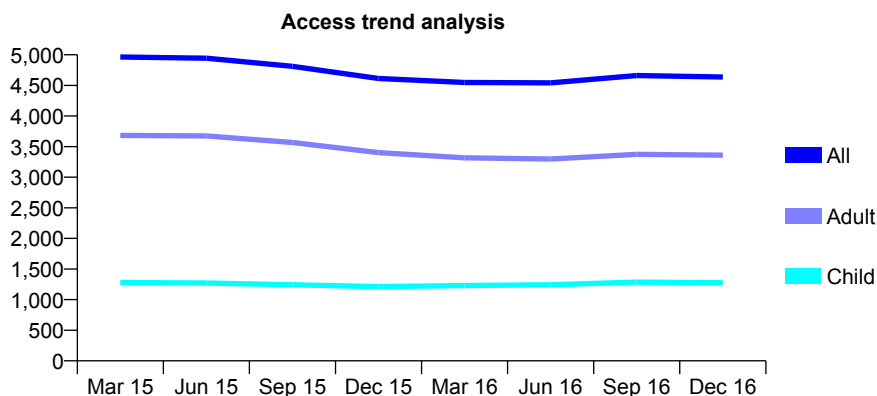
Q60 - Vital Signs At a Glance Contract Report for 121495/0002 - December 2016

Name or company name	The Smileworks Ltd
Contract type name	GDS Contract
Purpose of contract	General and Orthodontic
Contract start date	01/12/2009
Contract end date	

16/17 Contracted general activity (UDA)	10,000
Carry forward general activity (UDA)	0
16/17 Contracted orthodontic activity (UOA)	932
Carry forward orthodontic activity (UOA)	0
Baseline contract value	£313,299.24

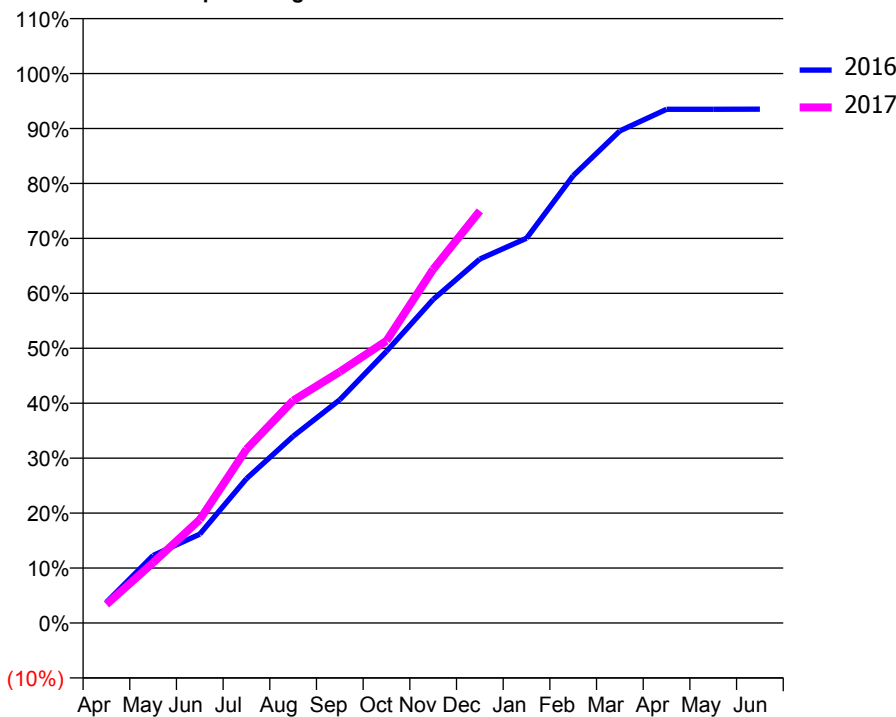
ACCESS*

Patients seen in 24 months	Total	Change since previous quarter
Quarter ending December 2015	4,614	
Quarter ending March 2016	4,548	↓
Quarter ending June 2016	4,542	→
Quarter ending September 2016	4,661	↑
Quarter ending December 2016	4,637	→
Variance since December 2015	0.5%	→



ACTIVITY

Cumulative percentage of contracted UDA delivered 2016 & 2017



Month	Adjusted Scheduled Activity (UDA)	
	2016	2017
April	377	339
May	1,229	1,098
June	1,617	1,881
July	2,626	3,163
August	3,398	4,049
September	4,063	4,573
October	4,945	5,135
November	5,887	6,437
December	6,624	7,501
January	7,002	
February	8,141	
March	8,956	
April	9,349	
May	9,349	
June	9,351	

QUALITY

	Quantity	Base Number	Contract	AT	Region	England
% of FP17s for the same patient ID Re-attending within 3 months - Children	124	1,547	8.0%	10.5%	12.1%	12.4%
% of FP17s for the same patient ID Re-attending within 3 months - Adults	466	3,772	12.4%	14.2%	15.9%	16.6%
% of FP17s for the same patient ID Re-attending between 3 & 9 months - Children	727	1,547	47.0%	59.2%	58.6%	57.5%
% of FP17s for the same patient ID Re-attending between 3 & 9 months - Adults	1,580	3,772	41.9%	54.1%	51.5%	50.4%
% of FP17s for Band 1 Urgent Courses	488	4,316	11.3%	7.2%	8.0%	9.1%
% of FP17s Relating to Free Repair or Replacements	10	4,316	0.2%	0.9%	0.8%	0.8%
% of FP17s Relating to Continuations	33	4,316	0.8%	1.4%	1.2%	1.3%
% of Patients satisfied with the dentistry they have received	5	7	N/A	93.3%	92.8%	92.7%
% of Patients satisfied with the time they had to wait for an appointment	6	7	N/A	89.9%	89.2%	88.8%

* This is based on patients treated on this contract for their most recent course of treatment. Figures in italics indicate the base number of FP17s or Patient Questionnaire responses are less than 100. N/A is shown where the base number of responses is less than 10 during the period. % is calculated as Quantity/Base number*100

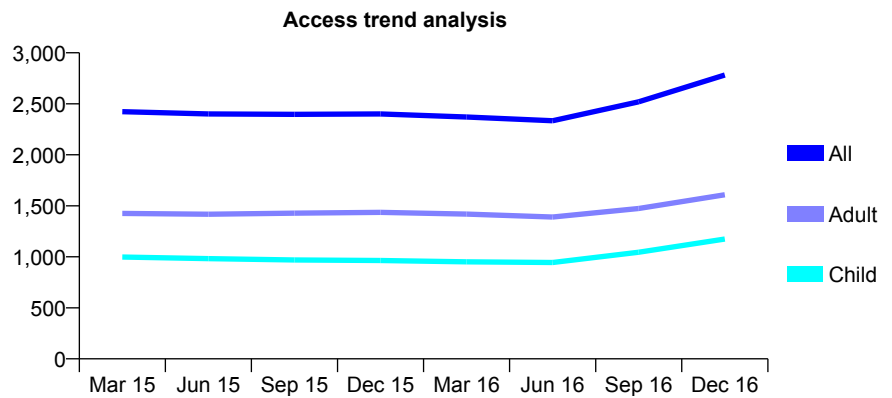
Q60 - Vital Signs At a Glance Contract Report for 123153/0001 - December 2016

Name or company name	MAF Dentistry Ltd
Contract type name	GDS Contract
Purpose of contract	General
Contract start date	01/04/2010
Contract end date	

16/17 Contracted general activity (UDA)	8,297
Carry forward general activity (UDA)	0
16/17 Contracted orthodontic activity (UOA)	0
Carry forward orthodontic activity (UOA)	0
Baseline contract value	£189,130.84

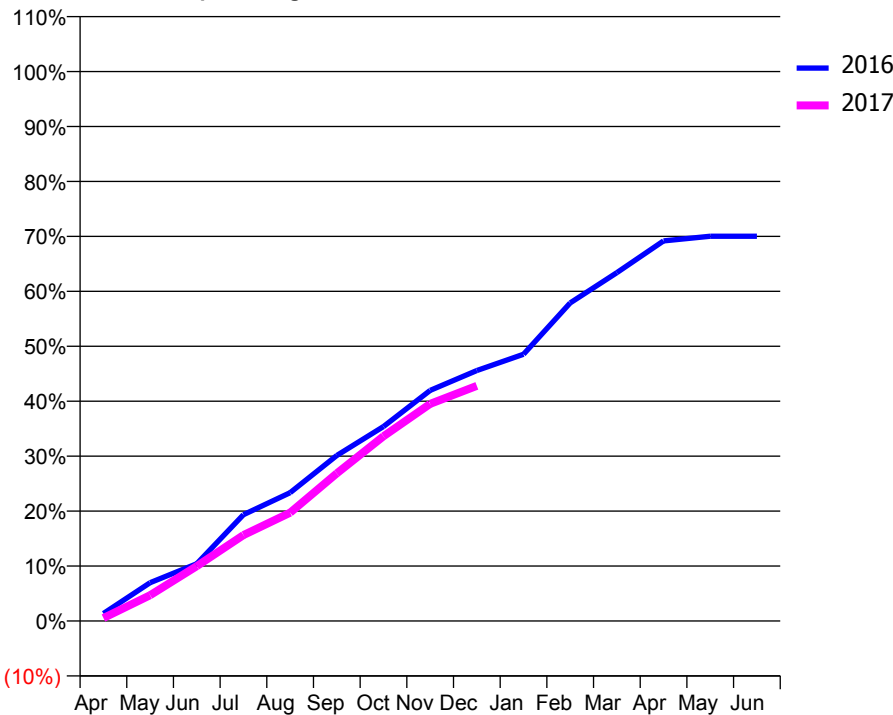
ACCESS*

Patients seen in 24 months	Total	Change since previous quarter
Quarter ending December 2015	2,400	
Quarter ending March 2016	2,370	↓
Quarter ending June 2016	2,334	↓
Quarter ending September 2016	2,519	↑
Quarter ending December 2016	2,782	↑
Variance since December 2015	15.9%	↑



ACTIVITY

Cumulative percentage of contracted UDA delivered 2016 & 2017



Month	Adjusted Scheduled Activity (UDA)	
	2016	2017
April	109	46
May	559	390
June	833	829
July	1,547	1,297
August	1,867	1,637
September	2,410	2,231
October	2,831	2,789
November	3,356	3,280
December	3,645	3,551
January	3,883	
February	4,629	
March	5,071	
April	5,531	
May	5,601	
June	5,601	

QUALITY

	Quantity	Base Number	Contract	AT	Region	England
% of FP17s for the same patient ID Re-attending within 3 months - Children	54	1,190	4.5%	10.5%	12.1%	12.4%
% of FP17s for the same patient ID Re-attending within 3 months - Adults	182	1,528	11.9%	14.2%	15.9%	16.6%
% of FP17s for the same patient ID Re-attending between 3 & 9 months - Children	601	1,190	50.5%	59.2%	58.6%	57.5%
% of FP17s for the same patient ID Re-attending between 3 & 9 months - Adults	805	1,528	52.7%	54.1%	51.5%	50.4%
% of FP17s for Band 1 Urgent Courses	83	2,448	3.4%	7.2%	8.0%	9.1%
% of FP17s Relating to Free Repair or Replacements	7	2,448	0.3%	0.9%	0.8%	0.8%
% of FP17s Relating to Continuations	7	2,448	0.3%	1.4%	1.2%	1.3%
% of Patients satisfied with the dentistry they have received	1	1	N/A	93.3%	92.8%	92.7%
% of Patients satisfied with the time they had to wait for an appointment	1	1	N/A	89.9%	89.2%	88.8%

* This is based on patients treated on this contract for their most recent course of treatment. Figures in italics indicate the base number of FP17s or Patient Questionnaire responses are less than 100. N/A is shown where the base number of responses is less than 10 during the period. % is calculated as Quantity/Base number*100

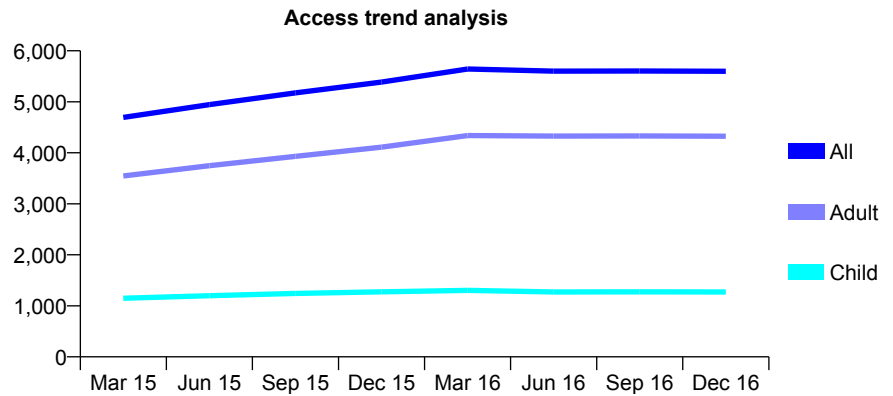
Q60 - Vital Signs At a Glance Contract Report for 124540/0001 - December 2016

Name or company name	Campbell Dental Practice Limited
Contract type name	GDS Contract
Purpose of contract	General
Contract start date	01/04/2014
Contract end date	

16/17 Contracted general activity (UDA)	23,388
Carry forward general activity (UDA)	230
16/17 Contracted orthodontic activity (UOA)	0
Carry forward orthodontic activity (UOA)	0
Baseline contract value	£530,877.34

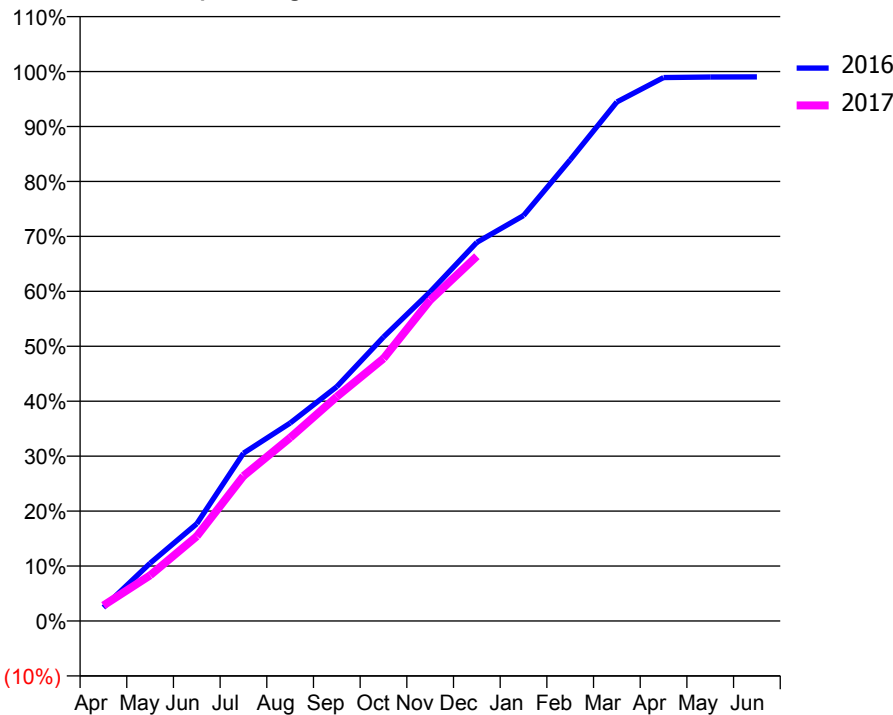
ACCESS*

Patients seen in 24 months	Total	Change since previous quarter
Quarter ending December 2015	5,386	
Quarter ending March 2016	5,642	↑
Quarter ending June 2016	5,602	→
Quarter ending September 2016	5,605	→
Quarter ending December 2016	5,598	→
Variance since December 2015	3.9%	↑



ACTIVITY

Cumulative percentage of contracted UDA delivered 2016 & 2017



Month	Adjusted Scheduled Activity (UDA)	
	2016	2017
April	579	661
May	2,460	1,945
June	4,138	3,608
July	7,143	6,172
August	8,426	7,801
September	9,977	9,550
October	12,086	11,175
November	14,013	13,656
December	16,118	15,524
January	17,254	
February	19,628	
March	22,090	
April	23,132	
May	23,154	
June	23,158	

QUALITY

	Quantity	Base Number	Contract	AT	Region	England
% of FP17s for the same patient ID Re-attending within 3 months - Children	164	1,556	10.5%	10.5%	12.1%	12.4%
% of FP17s for the same patient ID Re-attending within 3 months - Adults	824	5,153	16.0%	14.2%	15.9%	16.6%
% of FP17s for the same patient ID Re-attending between 3 & 9 months - Children	985	1,556	63.3%	59.2%	58.6%	57.5%
% of FP17s for the same patient ID Re-attending between 3 & 9 months - Adults	3,238	5,153	62.8%	54.1%	51.5%	50.4%
% of FP17s for Band 1 Urgent Courses	414	6,328	6.5%	7.2%	8.0%	9.1%
% of FP17s Relating to Free Repair or Replacements	115	6,328	1.8%	0.9%	0.8%	0.8%
% of FP17s Relating to Continuations	56	6,328	0.9%	1.4%	1.2%	1.3%
% of Patients satisfied with the dentistry they have received	15	15	100.0%	93.3%	92.8%	92.7%
% of Patients satisfied with the time they had to wait for an appointment	15	15	100.0%	89.9%	89.2%	88.8%

* This is based on patients treated on this contract for their most recent course of treatment. Figures in italics indicate the base number of FP17s or Patient Questionnaire responses are less than 100. N/A is shown where the base number of responses is less than 10 during the period. % is calculated as Quantity/Base number*100

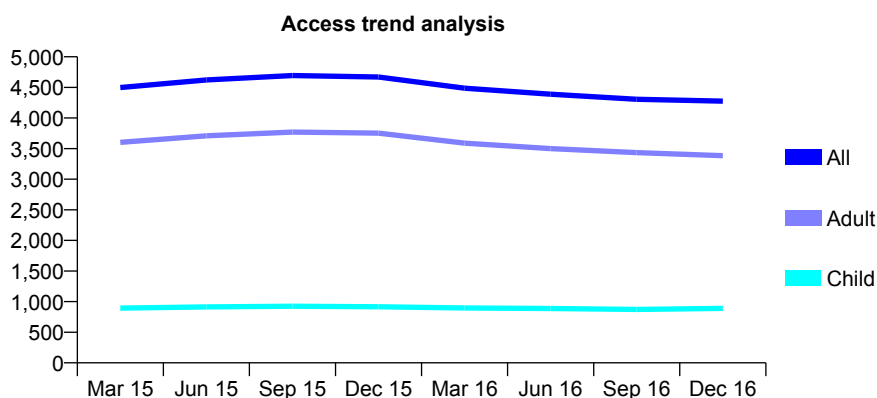
Q60 - Vital Signs At a Glance Contract Report for 126950/0001 - December 2016

Name or company name	Monkmoor Dental Practice
Contract type name	GDS Contract
Purpose of contract	General
Contract start date	01/12/2013
Contract end date	

16/17 Contracted general activity (UDA)	14,051
Carry forward general activity (UDA)	-164
16/17 Contracted orthodontic activity (UOA)	0
Carry forward orthodontic activity (UOA)	0
Baseline contract value	£331,240.69

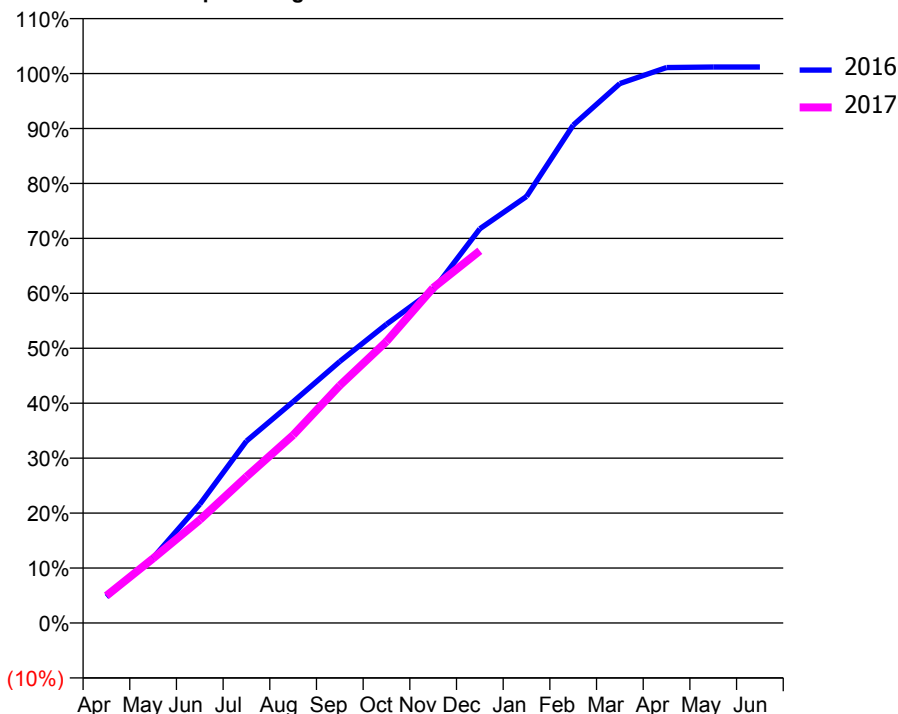
ACCESS*

Patients seen in 24 months	Total	Change since previous quarter
Quarter ending December 2015	4,669	
Quarter ending March 2016	4,486	↓
Quarter ending June 2016	4,388	↓
Quarter ending September 2016	4,307	↓
Quarter ending December 2016	4,275	→
Variance since December 2015	(8.4%)	↓



ACTIVITY

Cumulative percentage of contracted UDA delivered 2016 & 2017



QUALITY

	Quantity	Base Number	Contract	AT	Region	England
% of FP17s for the same patient ID Re-attending within 3 months - Children	79	1,068	7.4%	10.5%	12.1%	12.4%
% of FP17s for the same patient ID Re-attending within 3 months - Adults	535	3,966	13.5%	14.2%	15.9%	16.6%
% of FP17s for the same patient ID Re-attending between 3 & 9 months - Children	685	1,068	64.1%	59.2%	58.6%	57.5%
% of FP17s for the same patient ID Re-attending between 3 & 9 months - Adults	2,462	3,966	62.1%	54.1%	51.5%	50.4%
% of FP17s for Band 1 Urgent Courses	491	4,821	10.2%	7.2%	8.0%	9.1%
% of FP17s Relating to Free Repair or Replacements	34	4,821	0.7%	0.9%	0.8%	0.8%
% of FP17s Relating to Continuations	5	4,821	0.1%	1.4%	1.2%	1.3%
% of Patients satisfied with the dentistry they have received	11	12	91.7%	93.3%	92.8%	92.7%
% of Patients satisfied with the time they had to wait for an appointment	12	12	100.0%	89.9%	89.2%	88.8%

* This is based on patients treated on this contract for their most recent course of treatment. Figures in italics indicate the base number of FP17s or Patient Questionnaire responses are less than 100. N/A is shown where the base number of responses is less than 10 during the period. % is calculated as Quantity/Base number*100

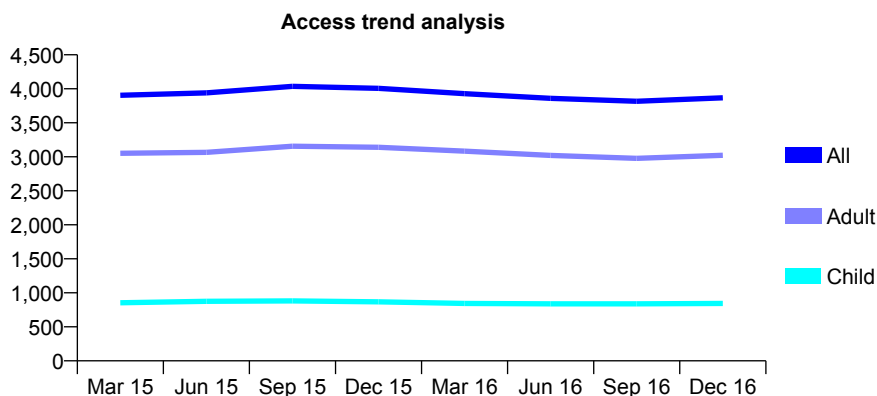
Q60 - Vital Signs At a Glance Contract Report for 127779/0001 - December 2016

Name or company name	Brookhouse Dental Practice
Contract type name	GDS Contract
Purpose of contract	General
Contract start date	29/01/2010
Contract end date	

16/17 Contracted general activity (UDA)	13,000
Carry forward general activity (UDA)	0
16/17 Contracted orthodontic activity (UOA)	0
Carry forward orthodontic activity (UOA)	0
Baseline contract value	£313,292.71

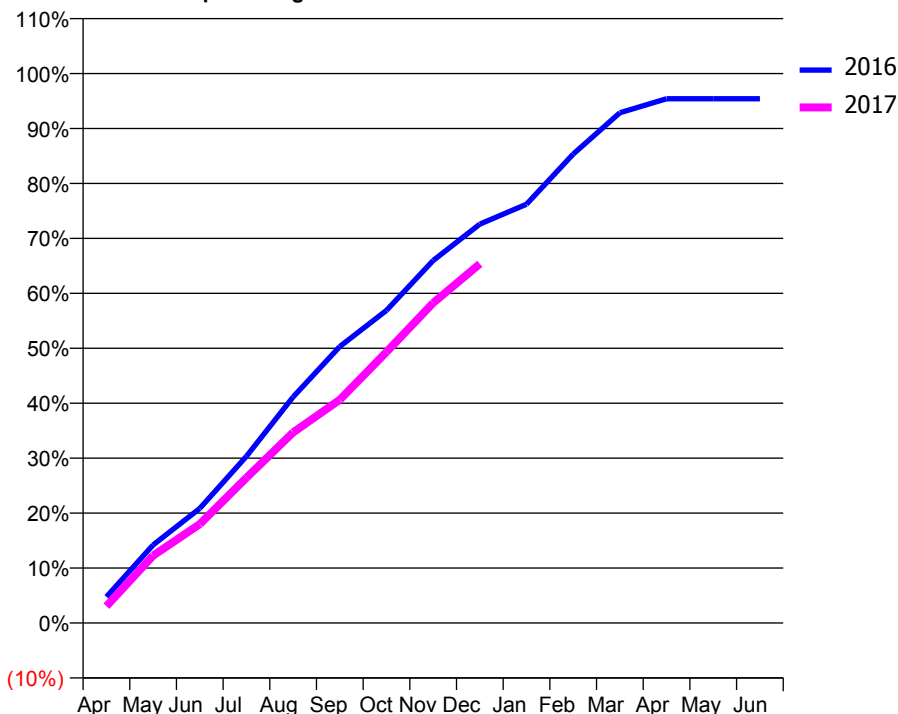
ACCESS*

Patients seen in 24 months	Total	Change since previous quarter
Quarter ending December 2015	4,007	
Quarter ending March 2016	3,928	↓
Quarter ending June 2016	3,860	↓
Quarter ending September 2016	3,817	↓
Quarter ending December 2016	3,867	→
Variance since December 2015	(3.5%)	↓



ACTIVITY

Cumulative percentage of contracted UDA delivered 2016 & 2017



Month	Adjusted Scheduled Activity (UDA)	
	2016	2017
April	620	400
May	1,846	1,594
June	2,712	2,338
July	3,945	3,438
August	5,349	4,510
September	6,542	5,283
October	7,396	6,413
November	8,575	7,574
December	9,438	8,498
January	9,908	
February	11,092	
March	12,070	
April	12,404	
May	12,404	
June	12,404	

QUALITY

	Quantity	Base Number	Contract	AT	Region	England
% of FP17s for the same patient ID Re-attending within 3 months - Children	58	904	6.4%	10.5%	12.1%	12.4%
% of FP17s for the same patient ID Re-attending within 3 months - Adults	346	3,005	11.5%	14.2%	15.9%	16.6%
% of FP17s for the same patient ID Re-attending between 3 & 9 months - Children	484	904	53.5%	59.2%	58.6%	57.5%
% of FP17s for the same patient ID Re-attending between 3 & 9 months - Adults	1,785	3,005	59.4%	54.1%	51.5%	50.4%
% of FP17s for Band 1 Urgent Courses	281	3,772	7.4%	7.2%	8.0%	9.1%
% of FP17s Relating to Free Repair or Replacements	28	3,772	0.7%	0.9%	0.8%	0.8%
% of FP17s Relating to Continuations	32	3,772	0.8%	1.4%	1.2%	1.3%
% of Patients satisfied with the dentistry they have received	5	7	N/A	93.3%	92.8%	92.7%
% of Patients satisfied with the time they had to wait for an appointment	6	7	N/A	89.9%	89.2%	88.8%

* This is based on patients treated on this contract for their most recent course of treatment. Figures in italics indicate the base number of FP17s or Patient Questionnaire responses are less than 100. N/A is shown where the base number of responses is less than 10 during the period. % is calculated as Quantity/Base number*100

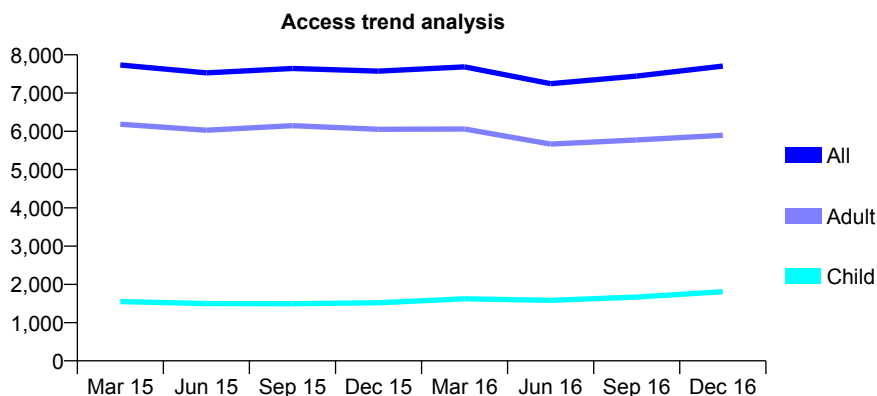
Q60 - Vital Signs At a Glance Contract Report for 130354/0001 - December 2016

Name or company name	NHS Trust
Contract type name	PDS Contract
Purpose of contract	General
Contract start date	01/09/2011
Contract end date	

16/17 Contracted general activity (UDA)	17,358
Carry forward general activity (UDA)	0
16/17 Contracted orthodontic activity (UOA)	0
Carry forward orthodontic activity (UOA)	0
Baseline contract value	£0.00

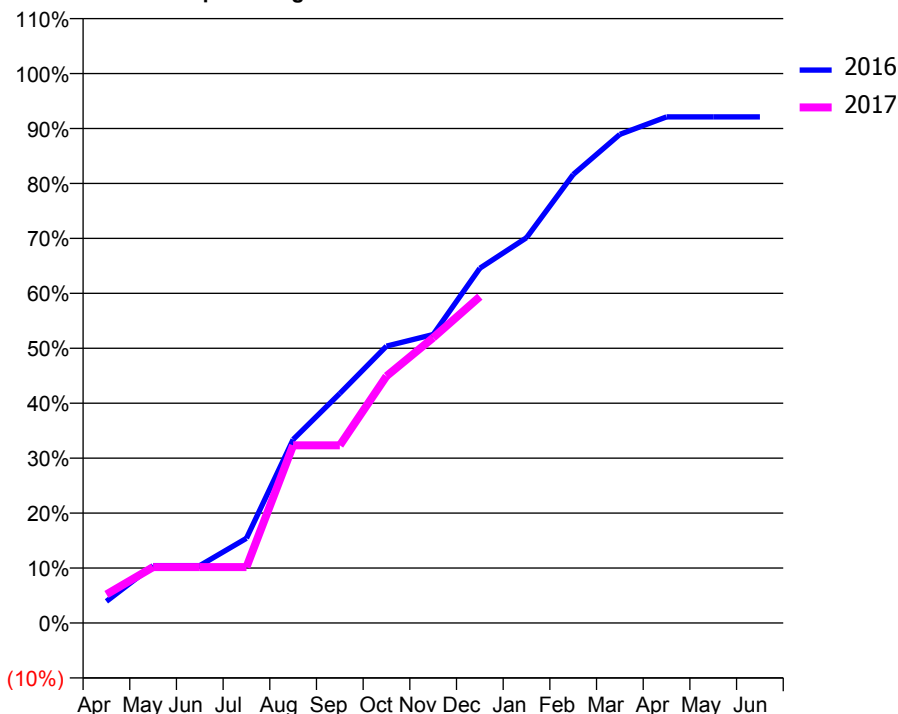
ACCESS*

Patients seen in 24 months	Total	Change since previous quarter
Quarter ending December 2015	7,572	
Quarter ending March 2016	7,684	→
Quarter ending June 2016	7,245	↓
Quarter ending September 2016	7,443	↑
Quarter ending December 2016	7,704	↑
Variance since December 2015	1.7%	→



ACTIVITY

Cumulative percentage of contracted UDA delivered 2016 & 2017



Month	Adjusted Scheduled Activity (UDA)	
	2016	2017
April	683	905
May	1,813	1,766
June	1,813	1,766
July	2,678	1,766
August	5,799	5,612
September	7,252	5,612
October	8,746	7,799
November	9,112	9,014
December	11,207	10,310
January	12,173	
February	14,170	
March	15,434	
April	15,986	
May	15,989	
June	15,989	

QUALITY

	Quantity	Base Number	Contract	AT	Region	England
% of FP17s for the same patient ID Re-attending within 3 months - Children	261	2,141	12.2%	10.5%	12.1%	12.4%
% of FP17s for the same patient ID Re-attending within 3 months - Adults	462	4,404	10.5%	14.2%	15.9%	16.6%
% of FP17s for the same patient ID Re-attending between 3 & 9 months - Children	670	2,141	31.3%	59.2%	58.6%	57.5%
% of FP17s for the same patient ID Re-attending between 3 & 9 months - Adults	833	4,404	18.9%	54.1%	51.5%	50.4%
% of FP17s for Band 1 Urgent Courses	2,931	6,160	47.6%	7.2%	8.0%	9.1%
% of FP17s Relating to Free Repair or Replacements	3	6,160	0.0%	0.9%	0.8%	0.8%
% of FP17s Relating to Continuations	54	6,160	0.9%	1.4%	1.2%	1.3%
% of Patients satisfied with the dentistry they have received	8	9	N/A	93.3%	92.8%	92.7%
% of Patients satisfied with the time they had to wait for an appointment	7	9	N/A	89.9%	89.2%	88.8%

* This is based on patients treated on this contract for their most recent course of treatment. Figures in italics indicate the base number of FP17s or Patient Questionnaire responses are less than 100. N/A is shown where the base number of responses is less than 10 during the period. % is calculated as Quantity/Base number*100

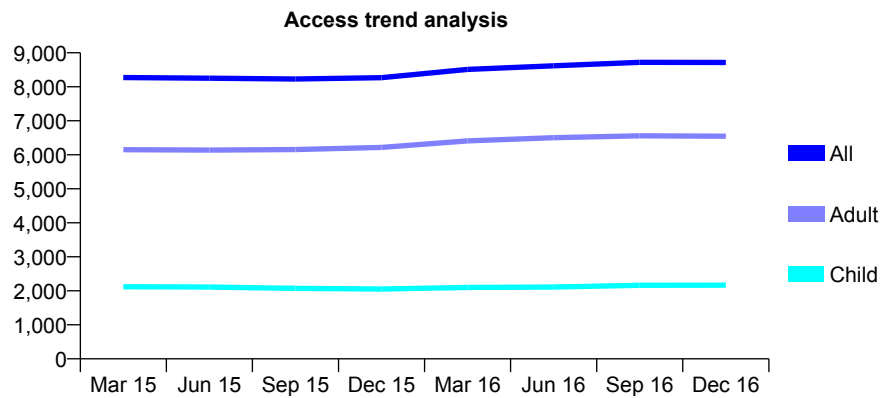
Q60 - Vital Signs At a Glance Contract Report for 131407/0001 - December 2016

Name or company name	Tamworth House Dental Practice
Contract type name	GDS Contract
Purpose of contract	General
Contract start date	14/01/2010
Contract end date	

16/17 Contracted general activity (UDA)	20,000
Carry forward general activity (UDA)	-171
16/17 Contracted orthodontic activity (UOA)	0
Carry forward orthodontic activity (UOA)	0
Baseline contract value	£492,647.77

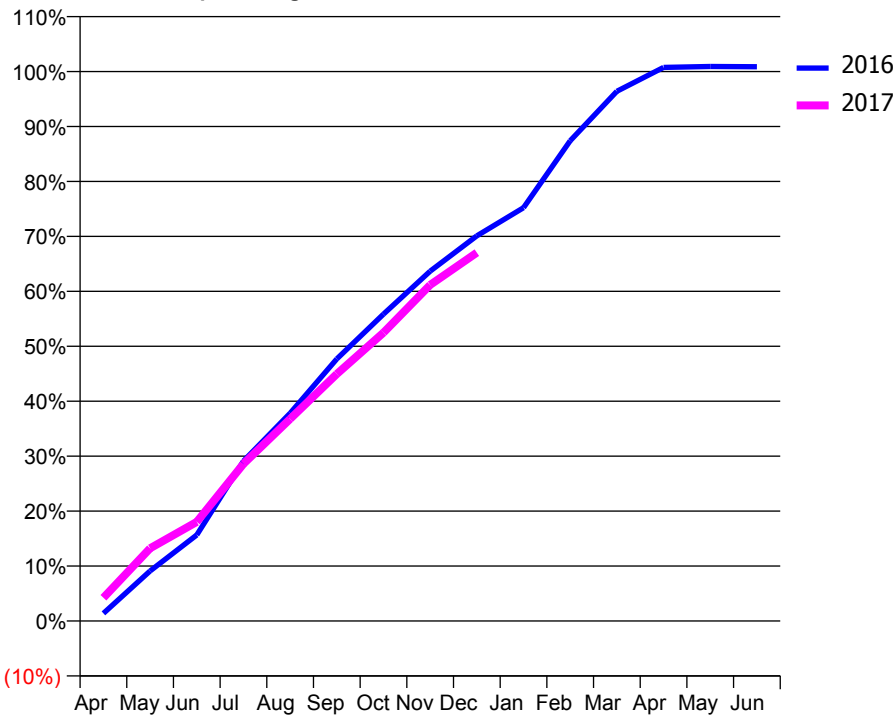
ACCESS*

Patients seen in 24 months	Total	Change since previous quarter
Quarter ending December 2015	8,268	
Quarter ending March 2016	8,511	↑
Quarter ending June 2016	8,616	→
Quarter ending September 2016	8,721	→
Quarter ending December 2016	8,716	→
Variance since December 2015	5.4%	↑



ACTIVITY

Cumulative percentage of contracted UDA delivered 2016 & 2017



Month	Adjusted Scheduled Activity (UDA)	
	2016	2017
April	279	847
May	1,822	2,646
June	3,134	3,609
July	5,821	5,721
August	7,565	7,357
September	9,541	8,992
October	11,171	10,496
November	12,735	12,232
December	14,019	13,410
January	15,044	
February	17,479	
March	19,278	
April	20,148	
May	20,183	
June	20,171	

QUALITY

	Quantity	Base Number	Contract	AT	Region	England
% of FP17s for the same patient ID Re-attending within 3 months - Children	142	1,967	7.2%	10.5%	12.1%	12.4%
% of FP17s for the same patient ID Re-attending within 3 months - Adults	883	5,981	14.8%	14.2%	15.9%	16.6%
% of FP17s for the same patient ID Re-attending between 3 & 9 months - Children	1,133	1,967	57.6%	59.2%	58.6%	57.5%
% of FP17s for the same patient ID Re-attending between 3 & 9 months - Adults	3,028	5,981	50.6%	54.1%	51.5%	50.4%
% of FP17s for Band 1 Urgent Courses	563	6,788	8.3%	7.2%	8.0%	9.1%
% of FP17s Relating to Free Repair or Replacements	40	6,788	0.6%	0.9%	0.8%	0.8%
% of FP17s Relating to Continuations	35	6,788	0.5%	1.4%	1.2%	1.3%
% of Patients satisfied with the dentistry they have received	7	8	N/A	93.3%	92.8%	92.7%
% of Patients satisfied with the time they had to wait for an appointment	5	8	N/A	89.9%	89.2%	88.8%

* This is based on patients treated on this contract for their most recent course of treatment. Figures in italics indicate the base number of FP17s or Patient Questionnaire responses are less than 100. N/A is shown where the base number of responses is less than 10 during the period. % is calculated as Quantity/Base number*100

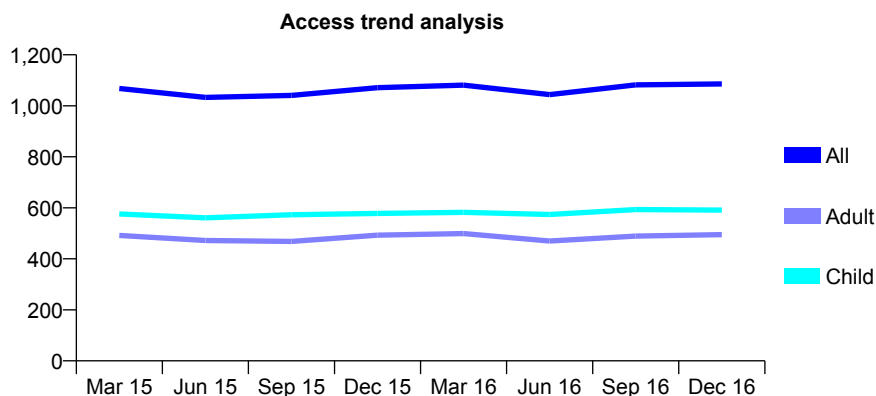
Q60 - Vital Signs At a Glance Contract Report for 131512/0001 - December 2016

Name or company name	Bridge Dental Practice Ltd
Contract type name	GDS Contract
Purpose of contract	General
Contract start date	01/08/2009
Contract end date	

16/17 Contracted general activity (UDA)	2,882
Carry forward general activity (UDA)	0
16/17 Contracted orthodontic activity (UOA)	0
Carry forward orthodontic activity (UOA)	0
Baseline contract value	£64,940.38

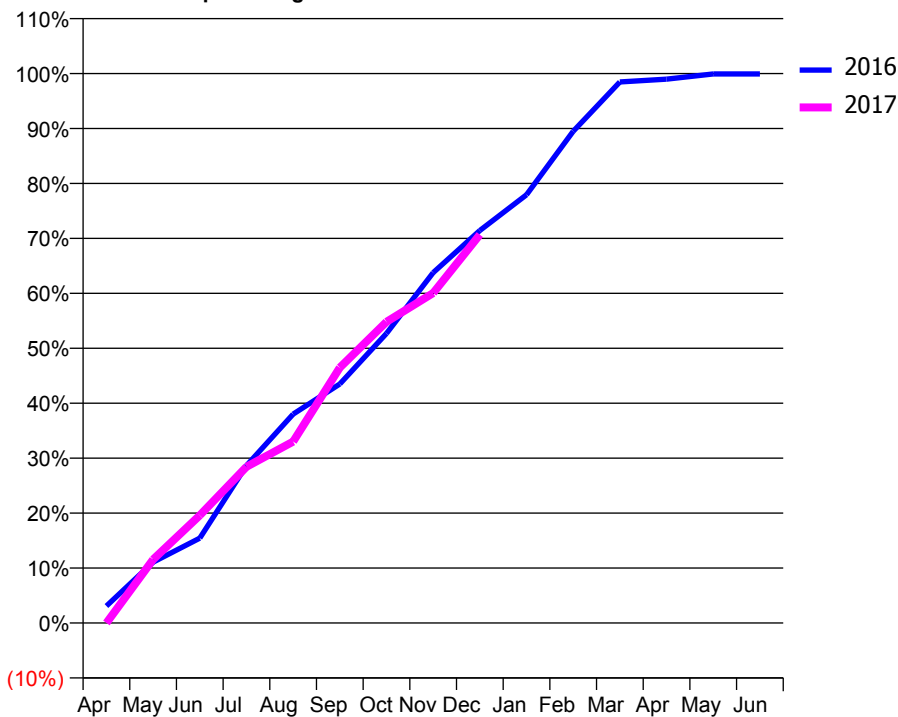
ACCESS*

Patients seen in 24 months	Total	Change since previous quarter
Quarter ending December 2015	1,071	
Quarter ending March 2016	1,081	→
Quarter ending June 2016	1,044	↓
Quarter ending September 2016	1,082	↑
Quarter ending December 2016	1,086	→
Variance since December 2015	1.4%	→



ACTIVITY

Cumulative percentage of contracted UDA delivered 2016 & 2017



Month	Adjusted Scheduled Activity (UDA)	
	2016	2017
April	89	0
May	319	333
June	445	565
July	825	819
August	1,096	951
September	1,254	1,340
October	1,518	1,579
November	1,837	1,730
December	2,059	2,037
January	2,246	
February	2,579	
March	2,838	
April	2,853	
May	2,880	
June	2,880	

QUALITY

	Quantity	Base Number	Contract	AT	Region	England
% of FP17s for the same patient ID Re-attending within 3 months - Children	67	754	8.9%	10.5%	12.1%	12.4%
% of FP17s for the same patient ID Re-attending within 3 months - Adults	86	515	16.7%	14.2%	15.9%	16.6%
% of FP17s for the same patient ID Re-attending between 3 & 9 months - Children	450	754	59.7%	59.2%	58.6%	57.5%
% of FP17s for the same patient ID Re-attending between 3 & 9 months - Adults	318	515	61.7%	54.1%	51.5%	50.4%
% of FP17s for Band 1 Urgent Courses	74	1,250	5.9%	7.2%	8.0%	9.1%
% of FP17s Relating to Free Repair or Replacements	0	1,250	0.0%	0.9%	0.8%	0.8%
% of FP17s Relating to Continuations	0	1,250	0.0%	1.4%	1.2%	1.3%
% of Patients satisfied with the dentistry they have received	0	0	N/A	93.3%	92.8%	92.7%
% of Patients satisfied with the time they had to wait for an appointment	0	0	N/A	89.9%	89.2%	88.8%

* This is based on patients treated on this contract for their most recent course of treatment. Figures in italics indicate the base number of FP17s or Patient Questionnaire responses are less than 100. N/A is shown where the base number of responses is less than 10 during the period. % is calculated as Quantity/Base number*100

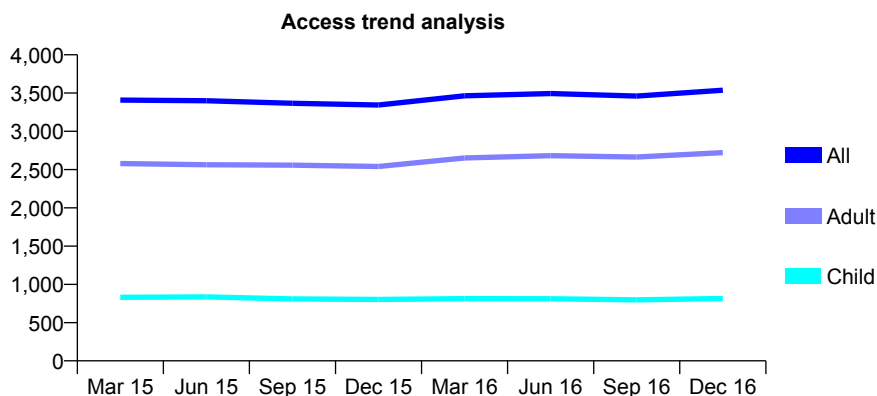
Q60 - Vital Signs At a Glance Contract Report for 133272/0001 - December 2016

Name or company name	Pall Mall Dental Limited
Contract type name	GDS Contract
Purpose of contract	General
Contract start date	01/07/2008
Contract end date	

16/17 Contracted general activity (UDA)	12,793
Carry forward general activity (UDA)	-31
16/17 Contracted orthodontic activity (UOA)	0
Carry forward orthodontic activity (UOA)	0
Baseline contract value	£346,615.65

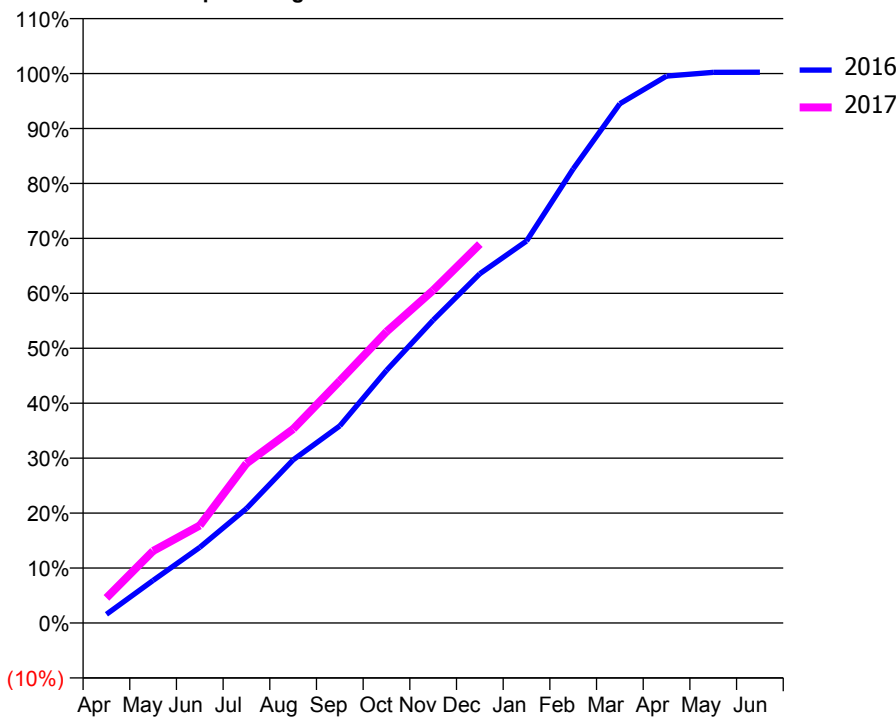
ACCESS*

Patients seen in 24 months	Total	Change since previous quarter
Quarter ending December 2015	3,344	
Quarter ending March 2016	3,464	↑
Quarter ending June 2016	3,494	→
Quarter ending September 2016	3,461	→
Quarter ending December 2016	3,537	↑
Variance since December 2015	5.8%	↑



ACTIVITY

Cumulative percentage of contracted UDA delivered 2016 & 2017



Month	Adjusted Scheduled Activity (UDA)	
	2016	2017
April	204	585
May	992	1,679
June	1,763	2,272
July	2,666	3,715
August	3,798	4,514
September	4,591	5,638
October	5,882	6,782
November	7,051	7,748
December	8,132	8,820
January	8,893	
February	10,572	
March	12,090	
April	12,732	
May	12,821	
June	12,824	

QUALITY

	Quantity	Base Number	Contract	AT	Region	England
% of FP17s for the same patient ID Re-attending within 3 months - Children	87	1,033	8.4%	10.5%	12.1%	12.4%
% of FP17s for the same patient ID Re-attending within 3 months - Adults	530	3,087	17.2%	14.2%	15.9%	16.6%
% of FP17s for the same patient ID Re-attending between 3 & 9 months - Children	668	1,033	64.7%	59.2%	58.6%	57.5%
% of FP17s for the same patient ID Re-attending between 3 & 9 months - Adults	1,704	3,087	55.2%	54.1%	51.5%	50.4%
% of FP17s for Band 1 Urgent Courses	500	3,839	13.0%	7.2%	8.0%	9.1%
% of FP17s Relating to Free Repair or Replacements	27	3,839	0.7%	0.9%	0.8%	0.8%
% of FP17s Relating to Continuations	55	3,839	1.4%	1.4%	1.2%	1.3%
% of Patients satisfied with the dentistry they have received	5	5	N/A	93.3%	92.8%	92.7%
% of Patients satisfied with the time they had to wait for an appointment	5	5	N/A	89.9%	89.2%	88.8%

* This is based on patients treated on this contract for their most recent course of treatment. Figures in italics indicate the base number of FP17s or Patient Questionnaire responses are less than 100. N/A is shown where the base number of responses is less than 10 during the period. % is calculated as Quantity/Base number*100

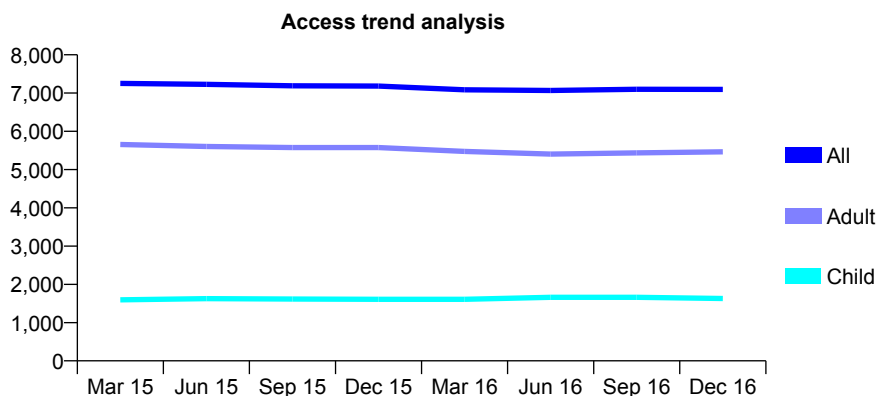
Q60 - Vital Signs At a Glance Contract Report for 133574/0001 - December 2016

Name or company name	The Dividy Road Dental Practice Partnersh
Contract type name	GDS Contract
Purpose of contract	General
Contract start date	22/12/2011
Contract end date	

16/17 Contracted general activity (UDA)	20,205
Carry forward general activity (UDA)	35
16/17 Contracted orthodontic activity (UOA)	0
Carry forward orthodontic activity (UOA)	0
Baseline contract value	£495,434.44

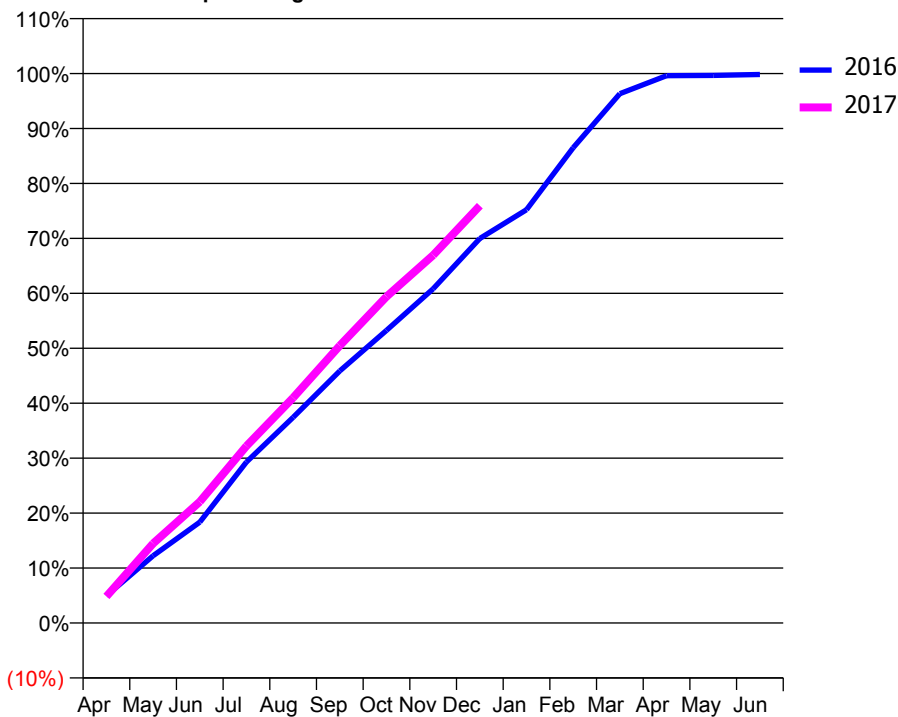
ACCESS*

Patients seen in 24 months	Total	Change since previous quarter
Quarter ending December 2015	7,183	
Quarter ending March 2016	7,086	↓
Quarter ending June 2016	7,066	→
Quarter ending September 2016	7,099	→
Quarter ending December 2016	7,096	→
Variance since December 2015	(1.2%)	↓



ACTIVITY

Cumulative percentage of contracted UDA delivered 2016 & 2017



Month	Adjusted Scheduled Activity (UDA)	
	2016	2017
April	1,005	977
May	2,475	2,926
June	3,709	4,460
July	5,919	6,511
August	7,564	8,283
September	9,269	10,199
October	10,758	12,000
November	12,291	13,527
December	14,137	15,345
January	15,198	
February	17,477	
March	19,462	
April	20,124	
May	20,135	
June	20,170	

QUALITY

	Quantity	Base Number	Contract	AT	Region	England
% of FP17s for the same patient ID Re-attending within 3 months - Children	154	1,813	8.5%	10.5%	12.1%	12.4%
% of FP17s for the same patient ID Re-attending within 3 months - Adults	820	5,600	14.6%	14.2%	15.9%	16.6%
% of FP17s for the same patient ID Re-attending between 3 & 9 months - Children	1,006	1,813	55.5%	59.2%	58.6%	57.5%
% of FP17s for the same patient ID Re-attending between 3 & 9 months - Adults	2,747	5,600	49.1%	54.1%	51.5%	50.4%
% of FP17s for Band 1 Urgent Courses	594	7,108	8.4%	7.2%	8.0%	9.1%
% of FP17s Relating to Free Repair or Replacements	54	7,108	0.8%	0.9%	0.8%	0.8%
% of FP17s Relating to Continuations	135	7,108	1.9%	1.4%	1.2%	1.3%
% of Patients satisfied with the dentistry they have received	25	27	92.6%	93.3%	92.8%	92.7%
% of Patients satisfied with the time they had to wait for an appointment	23	27	85.2%	89.9%	89.2%	88.8%

* This is based on patients treated on this contract for their most recent course of treatment. Figures in italics indicate the base number of FP17s or Patient Questionnaire responses are less than 100. N/A is shown where the base number of responses is less than 10 during the period. % is calculated as Quantity/Base number*100

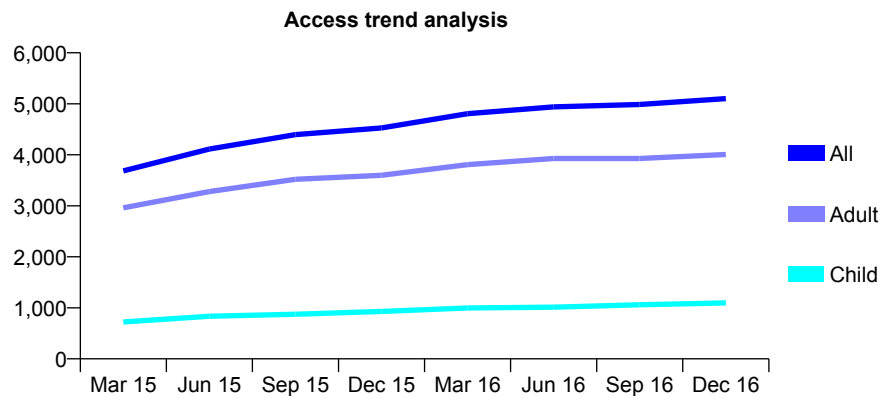
Q60 - Vital Signs At a Glance Contract Report for 136220/0001 - December 2016

Name or company name	Abbey House Dental Practice Limited
Contract type name	GDS Contract
Purpose of contract	General
Contract start date	01/06/2009
Contract end date	

16/17 Contracted general activity (UDA)	12,854
Carry forward general activity (UDA)	20
16/17 Contracted orthodontic activity (UOA)	0
Carry forward orthodontic activity (UOA)	0
Baseline contract value	£300,922.98

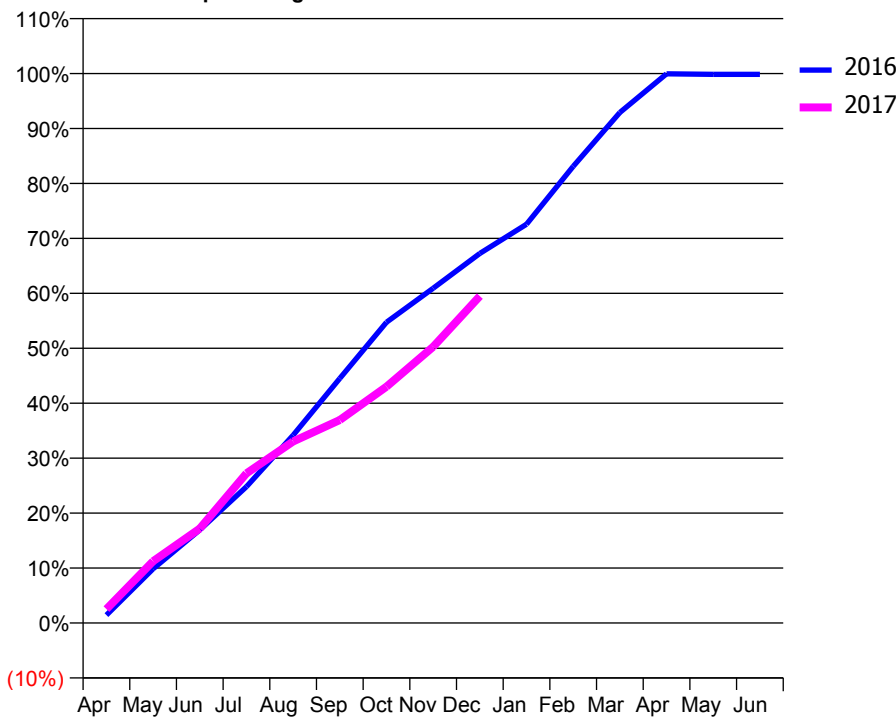
ACCESS*

Patients seen in 24 months	Total	Change since previous quarter
Quarter ending December 2015	4,528	
Quarter ending March 2016	4,806	↑
Quarter ending June 2016	4,941	↑
Quarter ending September 2016	4,986	→
Quarter ending December 2016	5,102	↑
Variance since December 2015	12.7%	↑



ACTIVITY

Cumulative percentage of contracted UDA delivered 2016 & 2017



Month	Adjusted Scheduled Activity (UDA)	
	2016	2017
April	185	325
May	1,267	1,447
June	2,180	2,211
July	3,190	3,502
August	4,394	4,247
September	5,723	4,750
October	7,036	5,529
November	7,832	6,462
December	8,646	7,648
January	9,327	
February	10,683	
March	11,943	
April	12,847	
May	12,836	
June	12,834	

QUALITY

	Quantity	Base Number	Contract	AT	Region	England
% of FP17s for the same patient ID Re-attending within 3 months - Children	56	1,106	5.1%	10.5%	12.1%	12.4%
% of FP17s for the same patient ID Re-attending within 3 months - Adults	311	2,960	10.5%	14.2%	15.9%	16.6%
% of FP17s for the same patient ID Re-attending between 3 & 9 months - Children	610	1,106	55.2%	59.2%	58.6%	57.5%
% of FP17s for the same patient ID Re-attending between 3 & 9 months - Adults	1,291	2,960	43.6%	54.1%	51.5%	50.4%
% of FP17s for Band 1 Urgent Courses	238	3,710	6.4%	7.2%	8.0%	9.1%
% of FP17s Relating to Free Repair or Replacements	26	3,710	0.7%	0.9%	0.8%	0.8%
% of FP17s Relating to Continuations	20	3,710	0.5%	1.4%	1.2%	1.3%
% of Patients satisfied with the dentistry they have received	4	4	N/A	93.3%	92.8%	92.7%
% of Patients satisfied with the time they had to wait for an appointment	2	4	N/A	89.9%	89.2%	88.8%

* This is based on patients treated on this contract for their most recent course of treatment. Figures in italics indicate the base number of FP17s or Patient Questionnaire responses are less than 100. N/A is shown where the base number of responses is less than 10 during the period. % is calculated as Quantity/Base number*100

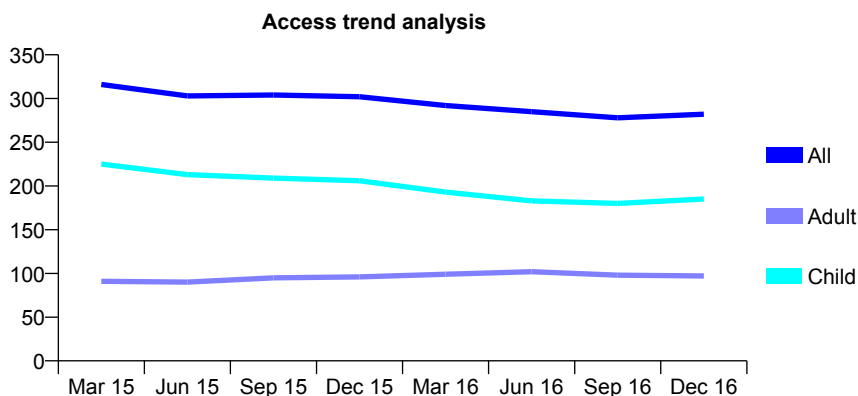
Q60 - Vital Signs At a Glance Contract Report for 136298/0001 - December 2016

Name or company name	MTM Dentistry Ltd
Contract type name	GDS Contract
Purpose of contract	General
Contract start date	01/04/2010
Contract end date	

16/17 Contracted general activity (UDA)	800
Carry forward general activity (UDA)	0
16/17 Contracted orthodontic activity (UOA)	0
Carry forward orthodontic activity (UOA)	0
Baseline contract value	£20,897.79

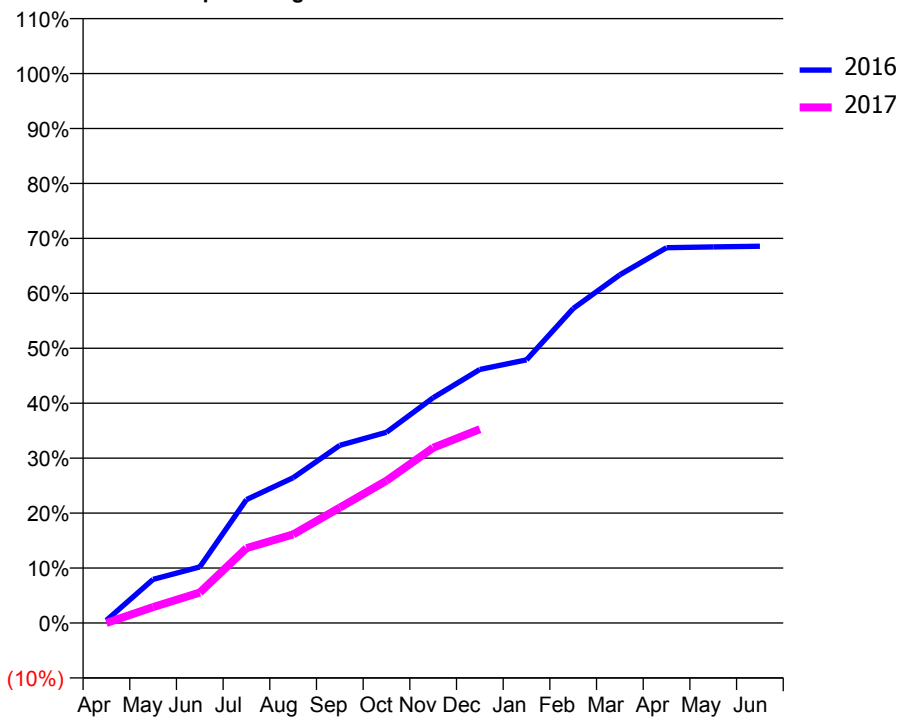
ACCESS*

Patients seen in 24 months	Total	Change since previous quarter
Quarter ending December 2015	302	
Quarter ending March 2016	292	↓
Quarter ending June 2016	285	↓
Quarter ending September 2016	278	↓
Quarter ending December 2016	282	→
Variance since December 2015	(6.6%)	↓



ACTIVITY

Cumulative percentage of contracted UDA delivered 2016 & 2017



Adjusted Scheduled Activity (UDA)

Month	2016	2017
April	4	0
May	64	23
June	82	44
July	180	109
August	212	129
September	259	168
October	278	207
November	328	255
December	369	282
January	383	
February	458	
March	507	
April	546	
May	548	
June	549	

QUALITY

	Quantity	Base Number	Contract	AT	Region	England
% of FP17s for the same patient ID Re-attending within 3 months - Children	9	202	4.5%	10.5%	12.1%	12.4%
% of FP17s for the same patient ID Re-attending within 3 months - Adults	4	70	5.7%	14.2%	15.9%	16.6%
% of FP17s for the same patient ID Re-attending between 3 & 9 months - Children	146	202	72.3%	59.2%	58.6%	57.5%
% of FP17s for the same patient ID Re-attending between 3 & 9 months - Adults	42	70	60.0%	54.1%	51.5%	50.4%
% of FP17s for Band 1 Urgent Courses	6	239	2.5%	7.2%	8.0%	9.1%
% of FP17s Relating to Free Repair or Replacements	0	239	0.0%	0.9%	0.8%	0.8%
% of FP17s Relating to Continuations	1	239	0.4%	1.4%	1.2%	1.3%
% of Patients satisfied with the dentistry they have received	0	0	N/A	93.3%	92.8%	92.7%
% of Patients satisfied with the time they had to wait for an appointment	0	0	N/A	89.9%	89.2%	88.8%

* This is based on patients treated on this contract for their most recent course of treatment. Figures in italics indicate the base number of FP17s or Patient Questionnaire responses are less than 100. N/A is shown where the base number of responses is less than 10 during the period. % is calculated as Quantity/Base number*100

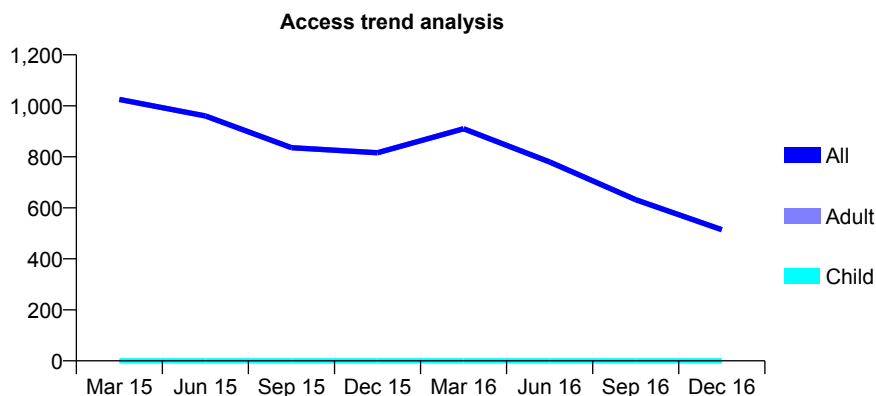
Q60 - Vital Signs At a Glance Contract Report for 137464/0001 - December 2016

Name or company name	Worcestershire Health & Care Trust
Contract type name	PDS Contract
Purpose of contract	General
Contract start date	09/05/2012
Contract end date	

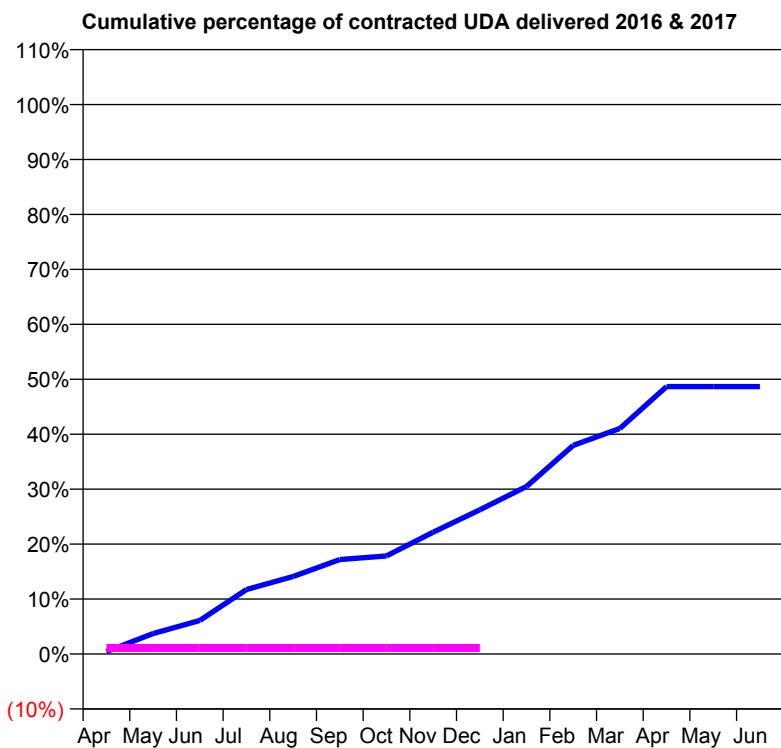
16/17 Contracted general activity (UDA)	4,946
Carry forward general activity (UDA)	0
16/17 Contracted orthodontic activity (UOA)	0
Carry forward orthodontic activity (UOA)	0
Baseline contract value	£0.00

ACCESS*

Patients seen in 24 months	Total	Change since previous quarter
Quarter ending December 2015	816	
Quarter ending March 2016	910	↑
Quarter ending June 2016	780	↓
Quarter ending September 2016	632	↓
Quarter ending December 2016	514	↓
Variance since December 2015	(37.0%)	↓



ACTIVITY



Month	Adjusted Scheduled Activity (UDA)	
	2016	2017
April	22	55
May	185	55
June	302	55
July	581	55
August	698	55
September	850	55
October	882	55
November	1,097	55
December	1,298	55
January	1,508	
February	1,878	
March	2,030	
April	2,407	
May	2,407	
June	2,407	

QUALITY

	Quantity	Base Number	Contract	AT	Region	England
% of FP17s for the same patient ID Re-attending within 3 months - Children	0	0	N/A	10.5%	12.1%	12.4%
% of FP17s for the same patient ID Re-attending within 3 months - Adults	3	100	3.0%	14.2%	15.9%	16.6%
% of FP17s for the same patient ID Re-attending between 3 & 9 months - Children	0	0	N/A	59.2%	58.6%	57.5%
% of FP17s for the same patient ID Re-attending between 3 & 9 months - Adults	3	100	3.0%	54.1%	51.5%	50.4%
% of FP17s for Band 1 Urgent Courses	0	7	0.0%	7.2%	8.0%	9.1%
% of FP17s Relating to Free Repair or Replacements	0	7	0.0%	0.9%	0.8%	0.8%
% of FP17s Relating to Continuations	0	7	0.0%	1.4%	1.2%	1.3%
% of Patients satisfied with the dentistry they have received	0	0	N/A	93.3%	92.8%	92.7%
% of Patients satisfied with the time they had to wait for an appointment	0	0	N/A	89.9%	89.2%	88.8%

* This is based on patients treated on this contract for their most recent course of treatment. Figures in italics indicate the base number of FP17s or Patient Questionnaire responses are less than 100. N/A is shown where the base number of responses is less than 10 during the period. % is calculated as Quantity/Base number*100

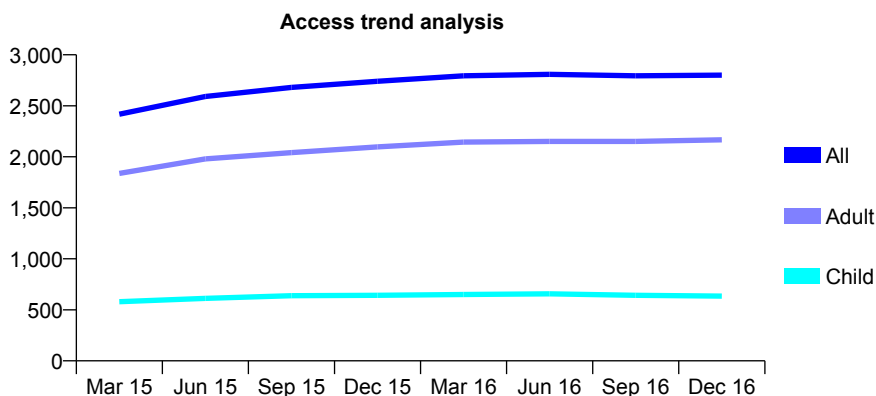
Q60 - Vital Signs At a Glance Contract Report for 138584/0001 - December 2016

Name or company name	SM Dental Care
Contract type name	GDS Contract
Purpose of contract	General
Contract start date	01/04/2014
Contract end date	

16/17 Contracted general activity (UDA)	6,567
Carry forward general activity (UDA)	-105
16/17 Contracted orthodontic activity (UOA)	0
Carry forward orthodontic activity (UOA)	0
Baseline contract value	£135,977.21

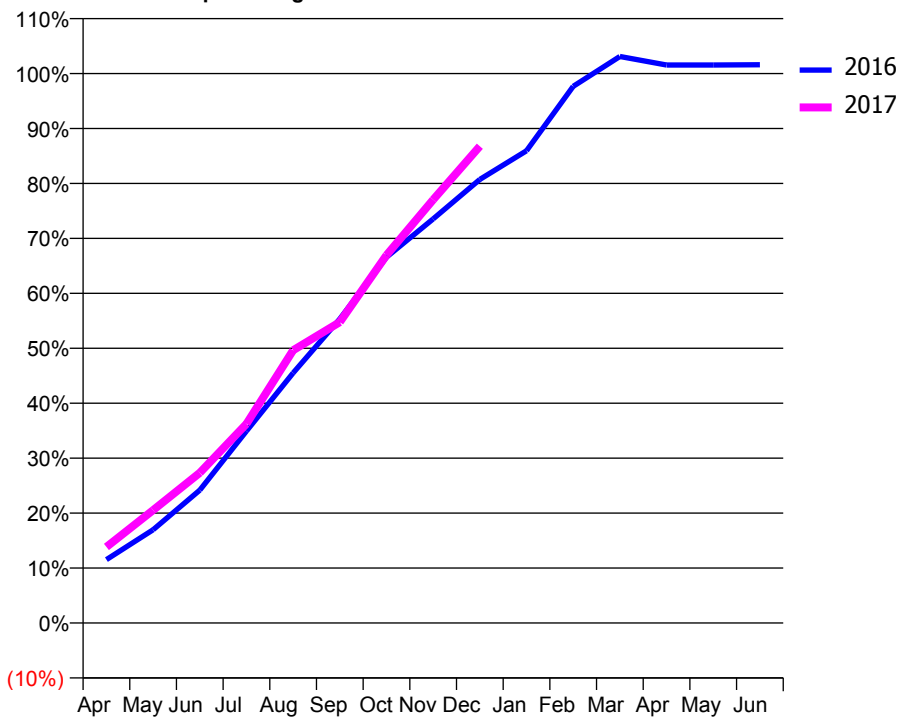
ACCESS*

Patients seen in 24 months	Total	Change since previous quarter
Quarter ending December 2015	2,741	
Quarter ending March 2016	2,794	→
Quarter ending June 2016	2,808	→
Quarter ending September 2016	2,794	→
Quarter ending December 2016	2,801	→
Variance since December 2015	2.2%	↑



ACTIVITY

Cumulative percentage of contracted UDA delivered 2016 & 2017



Month	Adjusted Scheduled Activity (UDA)	
	2016	2017
April	757	909
May	1,115	1,350
June	1,587	1,795
July	2,294	2,381
August	2,989	3,259
September	3,634	3,596
October	4,371	4,396
November	4,829	5,059
December	5,300	5,698
January	5,644	
February	6,413	
March	6,770	
April	6,668	
May	6,668	
June	6,672	

QUALITY

	Quantity	Base Number	Contract	AT	Region	England
% of FP17s for the same patient ID Re-attending within 3 months - Children	51	757	6.7%	10.5%	12.1%	12.4%
% of FP17s for the same patient ID Re-attending within 3 months - Adults	329	2,570	12.8%	14.2%	15.9%	16.6%
% of FP17s for the same patient ID Re-attending between 3 & 9 months - Children	498	757	65.8%	59.2%	58.6%	57.5%
% of FP17s for the same patient ID Re-attending between 3 & 9 months - Adults	1,588	2,570	61.8%	54.1%	51.5%	50.4%
% of FP17s for Band 1 Urgent Courses	110	2,788	3.9%	7.2%	8.0%	9.1%
% of FP17s Relating to Free Repair or Replacements	7	2,788	0.3%	0.9%	0.8%	0.8%
% of FP17s Relating to Continuations	102	2,788	3.7%	1.4%	1.2%	1.3%
% of Patients satisfied with the dentistry they have received	6	7	N/A	93.3%	92.8%	92.7%
% of Patients satisfied with the time they had to wait for an appointment	7	7	N/A	89.9%	89.2%	88.8%

* This is based on patients treated on this contract for their most recent course of treatment. Figures in italics indicate the base number of FP17s or Patient Questionnaire responses are less than 100. N/A is shown where the base number of responses is less than 10 during the period. % is calculated as Quantity/Base number*100

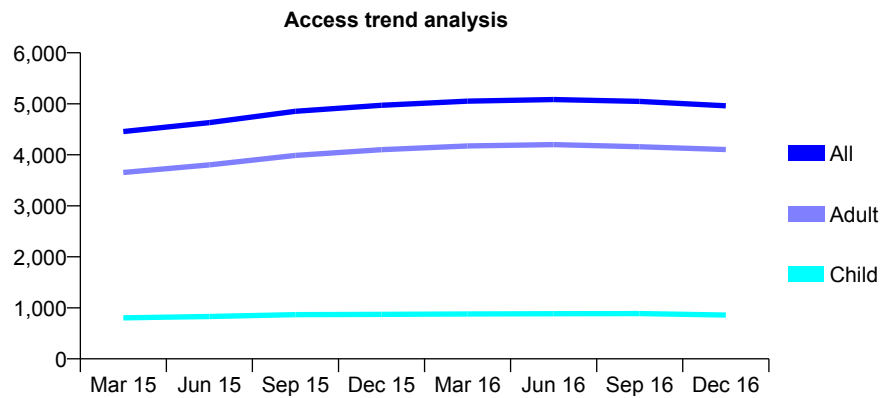
Q60 - Vital Signs At a Glance Contract Report for 138584/0002 - December 2016

Name or company name	SM Dental Care
Contract type name	GDS Contract
Purpose of contract	General
Contract start date	01/04/2014
Contract end date	

16/17 Contracted general activity (UDA)	16,106
Carry forward general activity (UDA)	-44
16/17 Contracted orthodontic activity (UOA)	0
Carry forward orthodontic activity (UOA)	0
Baseline contract value	£301,559.16

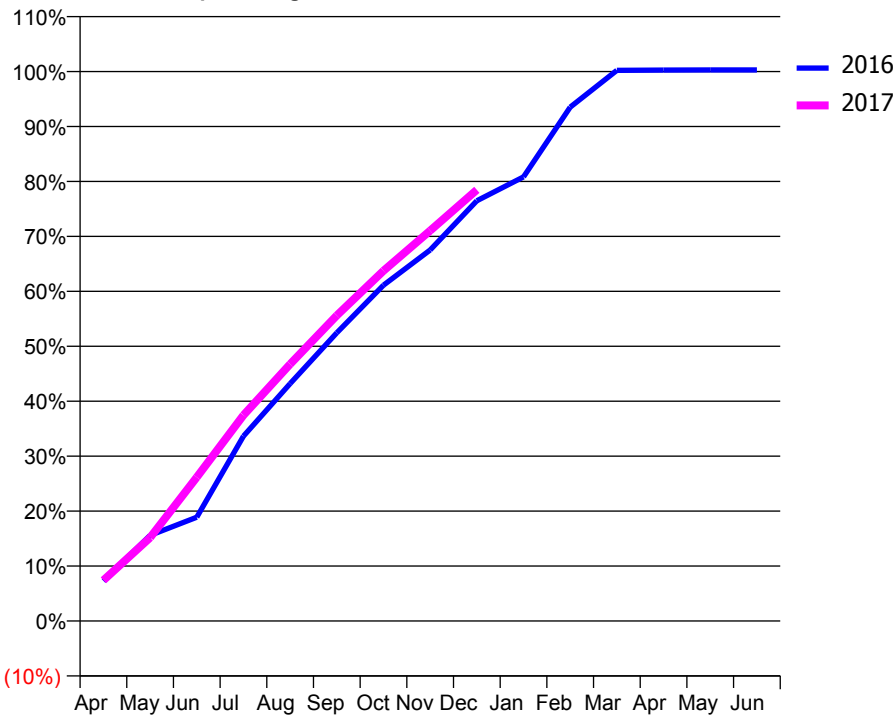
ACCESS*

Patients seen in 24 months	Total	Change since previous quarter
Quarter ending December 2015	4,972	
Quarter ending March 2016	5,052	→
Quarter ending June 2016	5,083	→
Quarter ending September 2016	5,046	→
Quarter ending December 2016	4,962	↓
Variance since December 2015	(0.2%)	→



ACTIVITY

Cumulative percentage of contracted UDA delivered 2016 & 2017



Month	Adjusted Scheduled Activity (UDA)	
	2016	2017
April	1,172	1,195
May	2,505	2,446
June	3,034	4,216
July	5,405	6,032
August	6,942	7,528
September	8,429	8,957
October	9,820	10,265
November	10,851	11,442
December	12,292	12,640
January	12,989	
February	15,026	
March	16,103	
April	16,112	
May	16,114	
June	16,114	

QUALITY

	Quantity	Base Number	Contract	AT	Region	England
% of FP17s for the same patient ID Re-attending within 3 months - Children	72	1,036	6.9%	10.5%	12.1%	12.4%
% of FP17s for the same patient ID Re-attending within 3 months - Adults	693	4,868	14.2%	14.2%	15.9%	16.6%
% of FP17s for the same patient ID Re-attending between 3 & 9 months - Children	726	1,036	70.1%	59.2%	58.6%	57.5%
% of FP17s for the same patient ID Re-attending between 3 & 9 months - Adults	3,127	4,868	64.2%	54.1%	51.5%	50.4%
% of FP17s for Band 1 Urgent Courses	191	5,899	3.2%	7.2%	8.0%	9.1%
% of FP17s Relating to Free Repair or Replacements	42	5,899	0.7%	0.9%	0.8%	0.8%
% of FP17s Relating to Continuations	248	5,899	4.2%	1.4%	1.2%	1.3%
% of Patients satisfied with the dentistry they have received	4	4	N/A	93.3%	92.8%	92.7%
% of Patients satisfied with the time they had to wait for an appointment	4	4	N/A	89.9%	89.2%	88.8%

* This is based on patients treated on this contract for their most recent course of treatment. Figures in italics indicate the base number of FP17s or Patient Questionnaire responses are less than 100. N/A is shown where the base number of responses is less than 10 during the period. % is calculated as Quantity/Base number*100

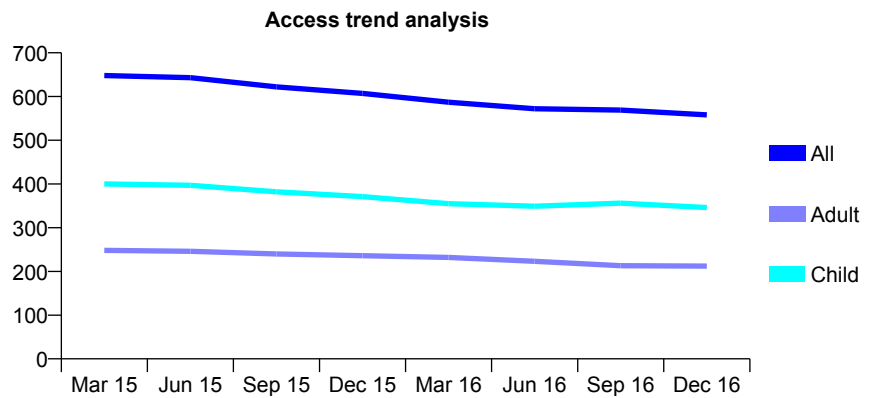
Q60 - Vital Signs At a Glance Contract Report for 139769/0001 - December 2016

Name or company name	Winchester House Dental Practice
Contract type name	GDS Contract
Purpose of contract	General
Contract start date	01/01/2009
Contract end date	

16/17 Contracted general activity (UDA)	1,800
Carry forward general activity (UDA)	0
16/17 Contracted orthodontic activity (UOA)	0
Carry forward orthodontic activity (UOA)	0
Baseline contract value	£41,672.97

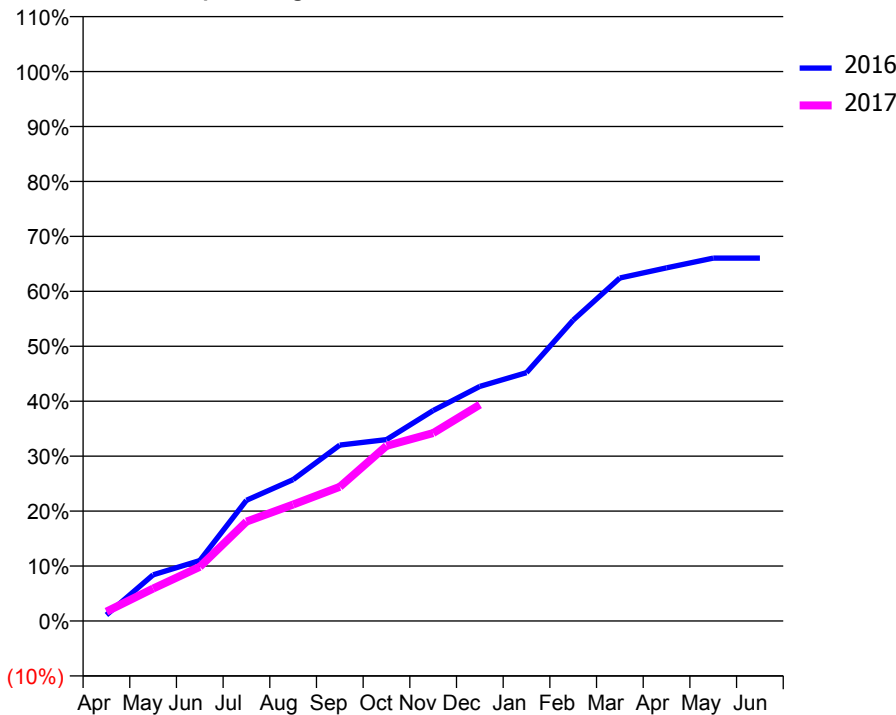
ACCESS*

Patients seen in 24 months	Total	Change since previous quarter
Quarter ending December 2015	607	
Quarter ending March 2016	587	↓
Quarter ending June 2016	572	↓
Quarter ending September 2016	569	→
Quarter ending December 2016	558	↓
Variance since December 2015	(8.1%)	↓



ACTIVITY

Cumulative percentage of contracted UDA delivered 2016 & 2017



Month	Adjusted Scheduled Activity (UDA)	
	2016	2017
April	20	31
May	151	106
June	198	177
July	396	326
August	463	382
September	576	440
October	594	574
November	689	616
December	769	709
January	814	
February	986	
March	1,124	
April	1,157	
May	1,189	
June	1,189	

QUALITY

	Quantity	Base Number	Contract	AT	Region	England
% of FP17s for the same patient ID Re-attending within 3 months - Children	39	422	9.2%	10.5%	12.1%	12.4%
% of FP17s for the same patient ID Re-attending within 3 months - Adults	26	164	15.9%	14.2%	15.9%	16.6%
% of FP17s for the same patient ID Re-attending between 3 & 9 months - Children	262	422	62.1%	59.2%	58.6%	57.5%
% of FP17s for the same patient ID Re-attending between 3 & 9 months - Adults	68	164	41.5%	54.1%	51.5%	50.4%
% of FP17s for Band 1 Urgent Courses	4	533	0.8%	7.2%	8.0%	9.1%
% of FP17s Relating to Free Repair or Replacements	0	533	0.0%	0.9%	0.8%	0.8%
% of FP17s Relating to Continuations	14	533	2.6%	1.4%	1.2%	1.3%
% of Patients satisfied with the dentistry they have received	6	7	N/A	93.3%	92.8%	92.7%
% of Patients satisfied with the time they had to wait for an appointment	6	7	N/A	89.9%	89.2%	88.8%

* This is based on patients treated on this contract for their most recent course of treatment. Figures in italics indicate the base number of FP17s or Patient Questionnaire responses are less than 100. N/A is shown where the base number of responses is less than 10 during the period. % is calculated as Quantity/Base number*100

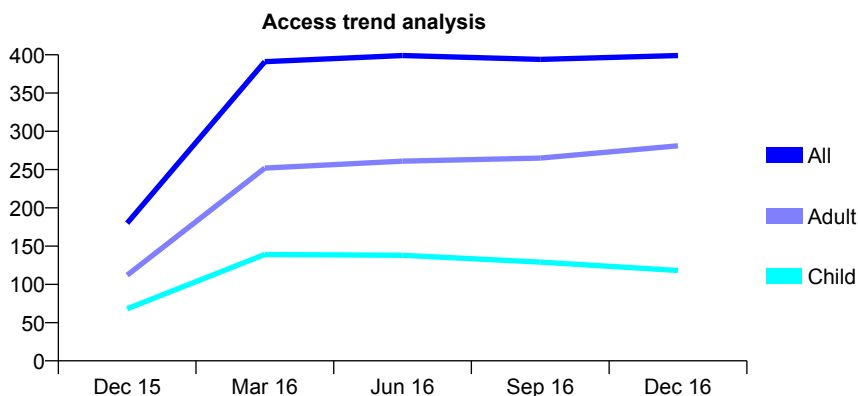
Q60 - Vital Signs At a Glance Contract Report for 139858/0001 - December 2016

Name or company name	SpaDental Whitchurch LLP
Contract type name	GDS Contract
Purpose of contract	General
Contract start date	01/10/2015
Contract end date	

16/17 Contracted general activity (UDA)	2,300
Carry forward general activity (UDA)	-11
16/17 Contracted orthodontic activity (UOA)	0
Carry forward orthodontic activity (UOA)	0
Baseline contract value	£48,312.40

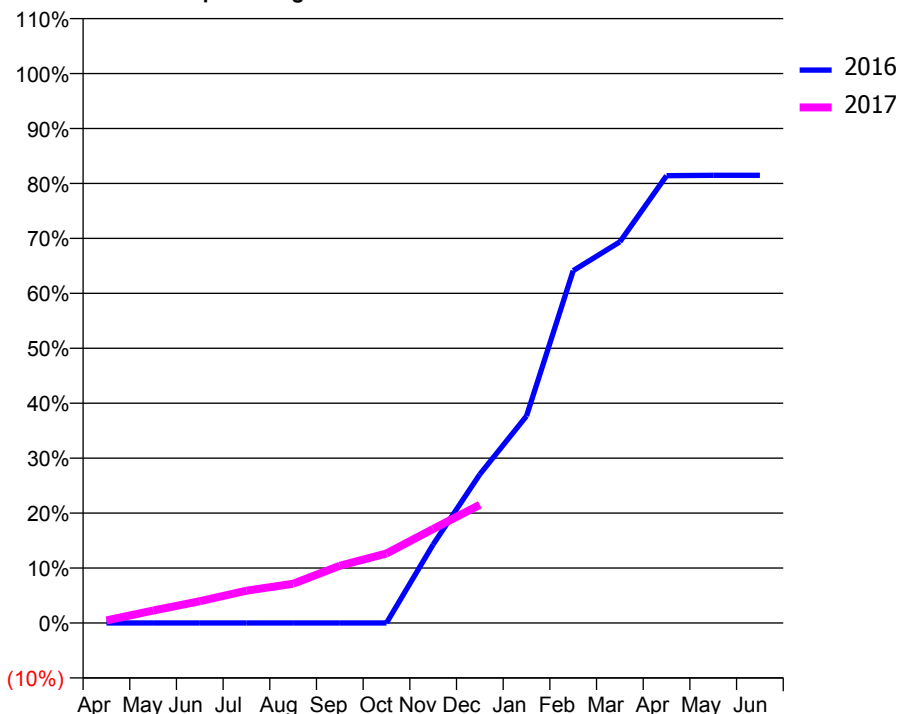
ACCESS*

Patients seen in 24 months	Total	Change since previous quarter
Quarter ending December 2015	180	
Quarter ending March 2016	391	↑
Quarter ending June 2016	399	↑
Quarter ending September 2016	394	↓
Quarter ending December 2016	399	→
Variance since December 2015	121.7%	↑



ACTIVITY

Cumulative percentage of contracted UDA delivered 2016 & 2017



Month	Adjusted Scheduled Activity (UDA)	
	2016	2017
April	0	11
May	0	52
June	0	91
July	0	135
August	0	164
September	0	240
October	0	291
November	162	394
December	306	495
January	426	
February	725	
March	784	
April	920	
May	921	
June	921	

QUALITY

	Quantity	Base Number	Contract	AT	Region	England
% of FP17s for the same patient ID Re-attending within 3 months - Children	8	74	10.8%	10.5%	12.1%	12.4%
% of FP17s for the same patient ID Re-attending within 3 months - Adults	42	234	17.9%	14.2%	15.9%	16.6%
% of FP17s for the same patient ID Re-attending between 3 & 9 months - Children	37	74	50.0%	59.2%	58.6%	57.5%
% of FP17s for the same patient ID Re-attending between 3 & 9 months - Adults	79	234	33.8%	54.1%	51.5%	50.4%
% of FP17s for Band 1 Urgent Courses	49	221	22.2%	7.2%	8.0%	9.1%
% of FP17s Relating to Free Repair or Replacements	0	221	0.0%	0.9%	0.8%	0.8%
% of FP17s Relating to Continuations	2	221	0.9%	1.4%	1.2%	1.3%
% of Patients satisfied with the dentistry they have received	0	0	N/A	93.3%	92.8%	92.7%
% of Patients satisfied with the time they had to wait for an appointment	0	0	N/A	89.9%	89.2%	88.8%

* This is based on patients treated on this contract for their most recent course of treatment. Figures in italics indicate the base number of FP17s or Patient Questionnaire responses are less than 100. N/A is shown where the base number of responses is less than 10 during the period. % is calculated as Quantity/Base number*100

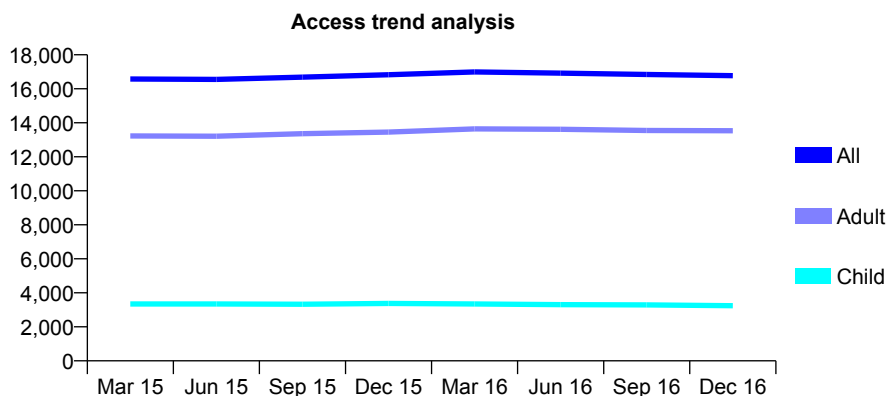
Q60 - Vital Signs At a Glance Contract Report for 139920/0001 - December 2016

Name or company name	Shelton Dental Centre
Contract type name	GDS Contract
Purpose of contract	General and Orthodontic
Contract start date	01/04/2012
Contract end date	

16/17 Contracted general activity (UDA)	47,905
Carry forward general activity (UDA)	274
16/17 Contracted orthodontic activity (UOA)	937
Carry forward orthodontic activity (UOA)	33
Baseline contract value	£1,139,216.87

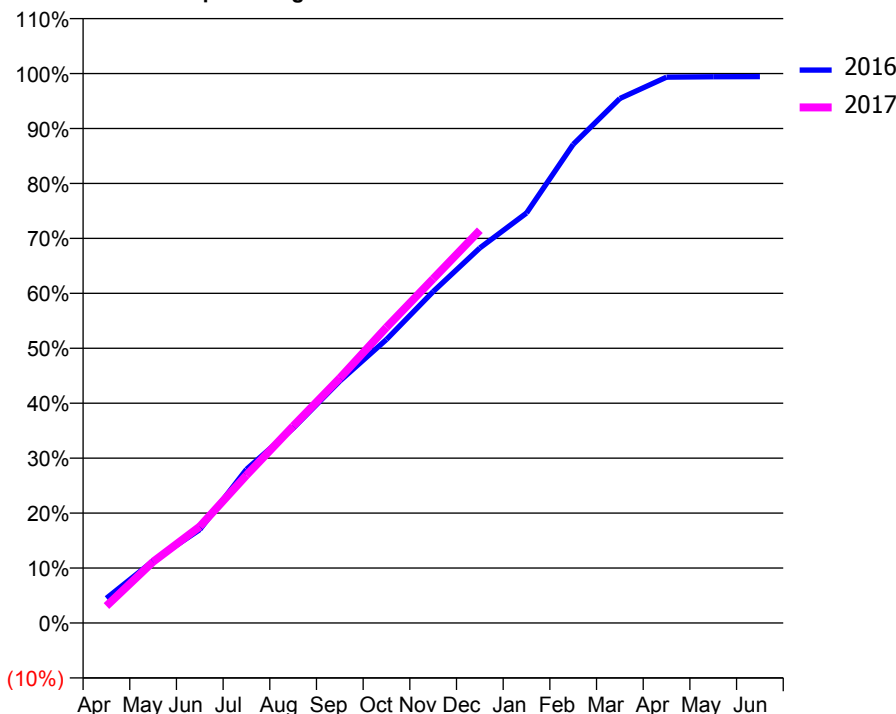
ACCESS*

Patients seen in 24 months	Total	Change since previous quarter
Quarter ending December 2015	16,830	
Quarter ending March 2016	16,989	→
Quarter ending June 2016	16,924	→
Quarter ending September 2016	16,840	→
Quarter ending December 2016	16,776	→
Variance since December 2015	(0.3%)	→



ACTIVITY

Cumulative percentage of contracted UDA delivered 2016 & 2017



Month	Adjusted Scheduled Activity (UDA)	
	2016	2017
April	2,160	1,479
May	5,407	5,341
June	8,149	8,412
July	13,392	12,888
August	16,979	17,164
September	21,088	21,346
October	24,718	25,782
November	28,896	30,010
December	32,701	34,239
January	35,744	
February	41,734	
March	45,724	
April	47,588	
May	47,625	
June	47,631	

QUALITY

	Quantity	Base Number	Contract	AT	Region	England
% of FP17s for the same patient ID Re-attending within 3 months - Children	386	4,144	9.3%	10.5%	12.1%	12.4%
% of FP17s for the same patient ID Re-attending within 3 months - Adults	1,985	16,347	12.1%	14.2%	15.9%	16.6%
% of FP17s for the same patient ID Re-attending between 3 & 9 months - Children	2,676	4,144	64.6%	59.2%	58.6%	57.5%
% of FP17s for the same patient ID Re-attending between 3 & 9 months - Adults	11,066	16,347	67.7%	54.1%	51.5%	50.4%
% of FP17s for Band 1 Urgent Courses	1,056	19,324	5.5%	7.2%	8.0%	9.1%
% of FP17s Relating to Free Repair or Replacements	147	19,324	0.8%	0.9%	0.8%	0.8%
% of FP17s Relating to Continuations	433	19,324	2.2%	1.4%	1.2%	1.3%
% of Patients satisfied with the dentistry they have received	21	24	87.5%	93.3%	92.8%	92.7%
% of Patients satisfied with the time they had to wait for an appointment	22	24	91.7%	89.9%	89.2%	88.8%

* This is based on patients treated on this contract for their most recent course of treatment. Figures in italics indicate the base number of FP17s or Patient Questionnaire responses are less than 100. N/A is shown where the base number of responses is less than 10 during the period. % is calculated as Quantity/Base number*100

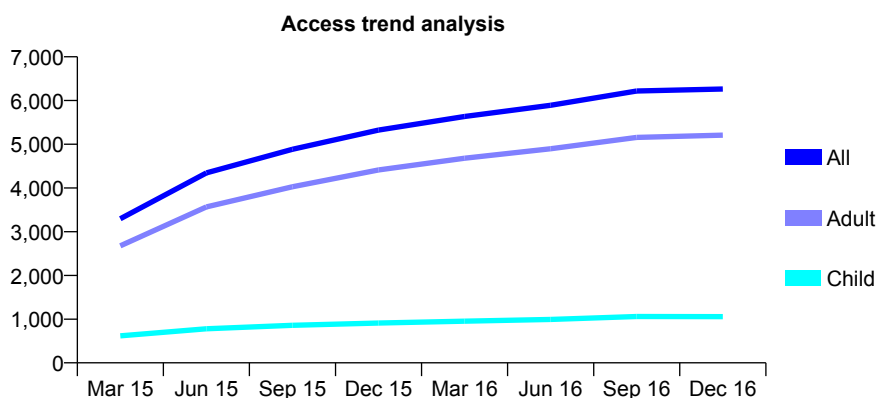
Q60 - Vital Signs At a Glance Contract Report for 140015/0001 - December 2016

Name or company name	Shropshire Dental Limited
Contract type name	GDS Contract
Purpose of contract	General and Orthodontic
Contract start date	01/10/2014
Contract end date	

16/17 Contracted general activity (UDA)	15,278
Carry forward general activity (UDA)	-306
16/17 Contracted orthodontic activity (UOA)	981
Carry forward orthodontic activity (UOA)	-20
Baseline contract value	£435,219.80

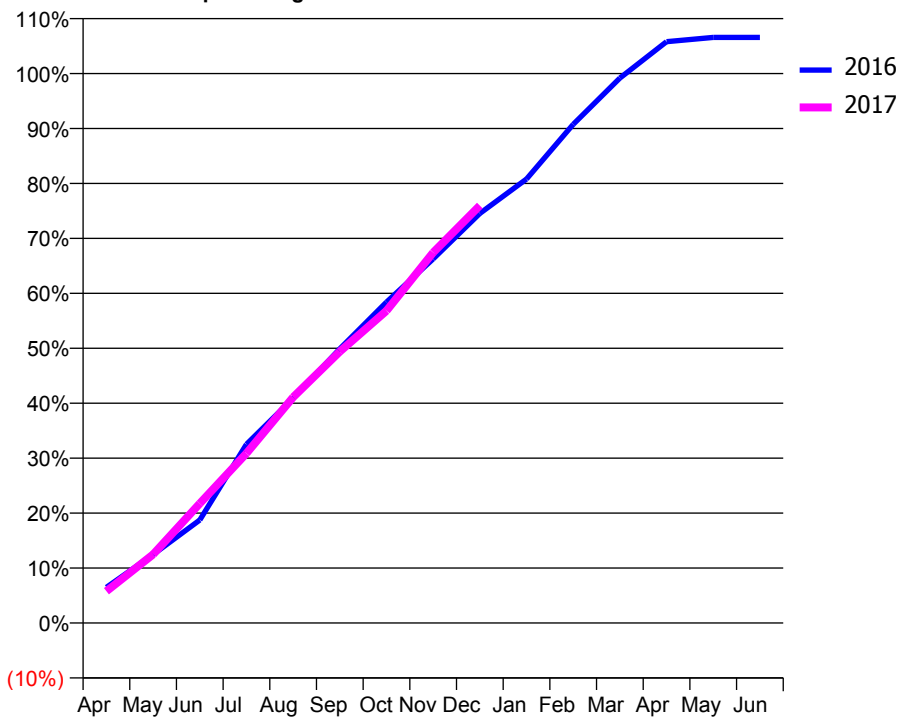
ACCESS*

Patients seen in 24 months	Total	Change since previous quarter
Quarter ending December 2015	5,323	
Quarter ending March 2016	5,634	↑
Quarter ending June 2016	5,890	↑
Quarter ending September 2016	6,217	↑
Quarter ending December 2016	6,264	→
Variance since December 2015	17.7%	↑



ACTIVITY

Cumulative percentage of contracted UDA delivered 2016 & 2017



Adjusted Scheduled Activity (UDA)

Month	2016	2017
April	990	884
May	1,905	1,908
June	2,864	3,326
July	4,971	4,719
August	6,250	6,278
September	7,626	7,547
October	8,921	8,680
November	10,124	10,303
December	11,387	11,607
January	12,346	
February	13,863	
March	15,151	
April	16,163	
May	16,283	
June	16,283	

QUALITY

	Quantity	Base Number	Contract	AT	Region	England
% of FP17s for the same patient ID Re-attending within 3 months - Children	67	1,245	5.4%	10.5%	12.1%	12.4%
% of FP17s for the same patient ID Re-attending within 3 months - Adults	240	5,418	4.4%	14.2%	15.9%	16.6%
% of FP17s for the same patient ID Re-attending between 3 & 9 months - Children	762	1,245	61.2%	59.2%	58.6%	57.5%
% of FP17s for the same patient ID Re-attending between 3 & 9 months - Adults	3,341	5,418	61.7%	54.1%	51.5%	50.4%
% of FP17s for Band 1 Urgent Courses	131	6,053	2.2%	7.2%	8.0%	9.1%
% of FP17s Relating to Free Repair or Replacements	5	6,053	0.1%	0.9%	0.8%	0.8%
% of FP17s Relating to Continuations	0	6,053	0.0%	1.4%	1.2%	1.3%
% of Patients satisfied with the dentistry they have received	120	125	96.0%	93.3%	92.8%	92.7%
% of Patients satisfied with the time they had to wait for an appointment	118	125	94.4%	89.9%	89.2%	88.8%

* This is based on patients treated on this contract for their most recent course of treatment. Figures in italics indicate the base number of FP17s or Patient Questionnaire responses are less than 100. N/A is shown where the base number of responses is less than 10 during the period. % is calculated as Quantity/Base number*100

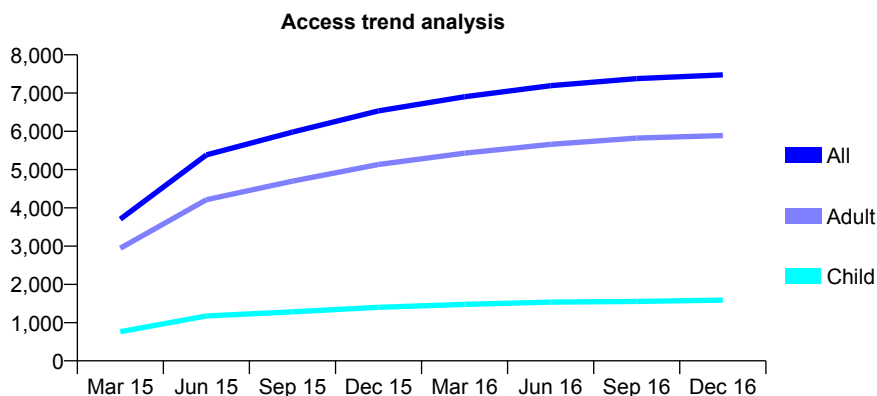
Q60 - Vital Signs At a Glance Contract Report for 140015/0002 - December 2016

Name or company name	Shropshire Dental Limited
Contract type name	GDS Contract
Purpose of contract	General
Contract start date	01/10/2014
Contract end date	

16/17 Contracted general activity (UDA)	18,421
Carry forward general activity (UDA)	-348
16/17 Contracted orthodontic activity (UOA)	0
Carry forward orthodontic activity (UOA)	0
Baseline contract value	£560,257.36

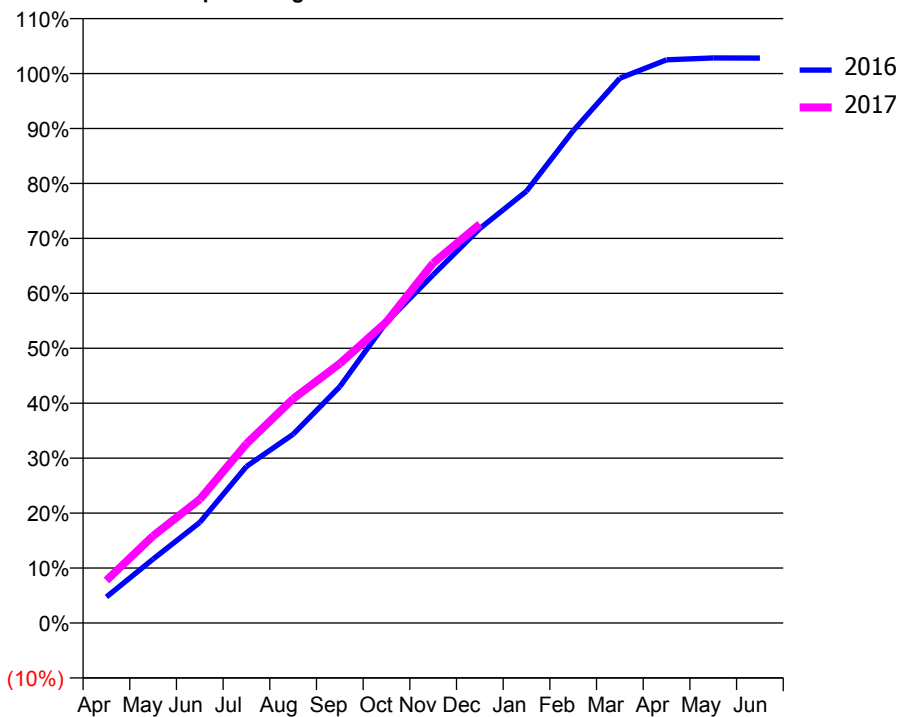
ACCESS*

Patients seen in 24 months	Total	Change since previous quarter
Quarter ending December 2015	6,533	
Quarter ending March 2016	6,904	↑
Quarter ending June 2016	7,193	↑
Quarter ending September 2016	7,377	↑
Quarter ending December 2016	7,475	→
Variance since December 2015	14.4%	↑



ACTIVITY

Cumulative percentage of contracted UDA delivered 2016 & 2017



Month	Adjusted Scheduled Activity (UDA)	
	2016	2017
April	826	1,430
May	2,028	2,923
June	3,191	4,145
July	4,965	6,011
August	5,986	7,518
September	7,493	8,696
October	9,541	10,094
November	11,042	12,067
December	12,505	13,373
January	13,689	
February	15,605	
March	17,272	
April	17,855	
May	17,913	
June	17,911	

QUALITY

	Quantity	Base Number	Contract	AT	Region	England
% of FP17s for the same patient ID Re-attending within 3 months - Children	32	1,767	1.8%	10.5%	12.1%	12.4%
% of FP17s for the same patient ID Re-attending within 3 months - Adults	255	6,311	4.0%	14.2%	15.9%	16.6%
% of FP17s for the same patient ID Re-attending between 3 & 9 months - Children	1,111	1,767	62.9%	59.2%	58.6%	57.5%
% of FP17s for the same patient ID Re-attending between 3 & 9 months - Adults	4,355	6,311	69.0%	54.1%	51.5%	50.4%
% of FP17s for Band 1 Urgent Courses	143	7,595	1.9%	7.2%	8.0%	9.1%
% of FP17s Relating to Free Repair or Replacements	9	7,595	0.1%	0.9%	0.8%	0.8%
% of FP17s Relating to Continuations	8	7,595	0.1%	1.4%	1.2%	1.3%
% of Patients satisfied with the dentistry they have received	14	15	93.3%	93.3%	92.8%	92.7%
% of Patients satisfied with the time they had to wait for an appointment	13	15	86.7%	89.9%	89.2%	88.8%

* This is based on patients treated on this contract for their most recent course of treatment. Figures in italics indicate the base number of FP17s or Patient Questionnaire responses are less than 100. N/A is shown where the base number of responses is less than 10 during the period. % is calculated as Quantity/Base number*100

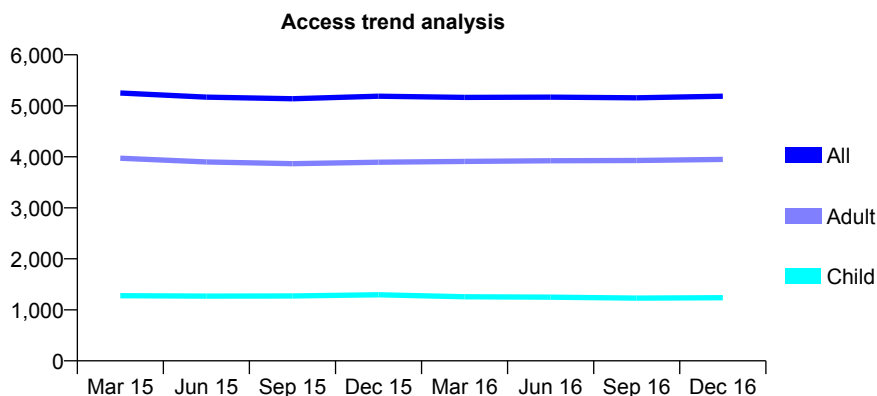
Q60 - Vital Signs At a Glance Contract Report for 140392/0001 - December 2016

Name or company name	Regency House Dental Practice Ltd
Contract type name	GDS Contract
Purpose of contract	General and Orthodontic
Contract start date	01/04/2008
Contract end date	

16/17 Contracted general activity (UDA)	14,694
Carry forward general activity (UDA)	155
16/17 Contracted orthodontic activity (UOA)	1,001
Carry forward orthodontic activity (UOA)	0
Baseline contract value	£449,957.61

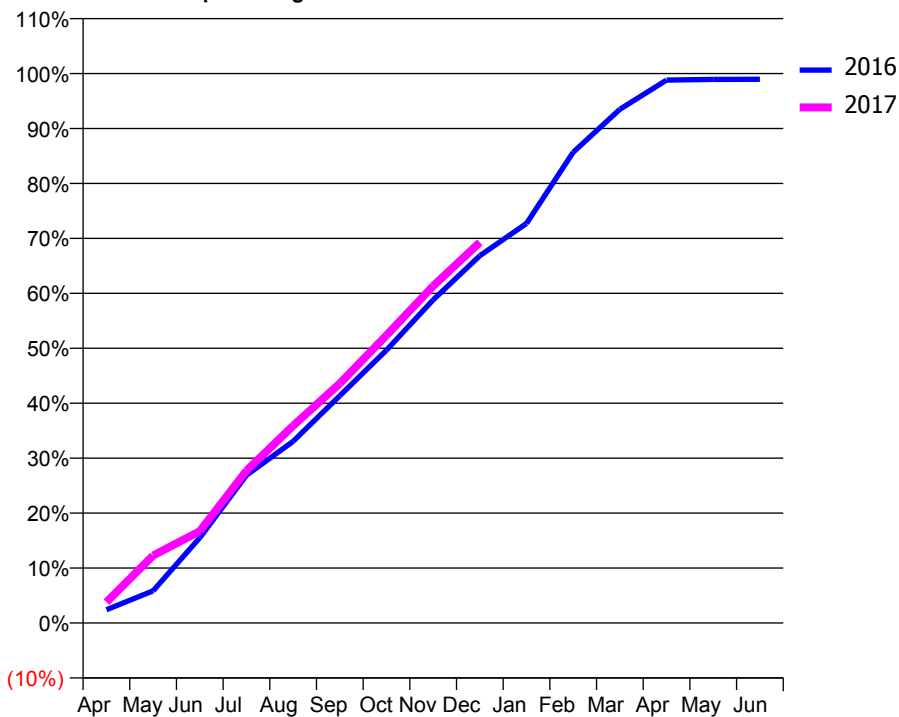
ACCESS*

Patients seen in 24 months	Total	Change since previous quarter
Quarter ending December 2015	5,188	
Quarter ending March 2016	5,166	→
Quarter ending June 2016	5,170	→
Quarter ending September 2016	5,158	→
Quarter ending December 2016	5,187	→
Variance since December 2015	(0.0%)	→



ACTIVITY

Cumulative percentage of contracted UDA delivered 2016 & 2017



Month	Adjusted Scheduled Activity (UDA)	
	2016	2017
April	354	559
May	862	1,807
June	2,282	2,456
July	3,952	4,075
August	4,860	5,276
September	6,077	6,404
October	7,298	7,693
November	8,641	9,012
December	9,823	10,178
January	10,685	
February	12,590	
March	13,739	
April	14,520	
May	14,536	
June	14,539	

QUALITY

	Quantity	Base Number	Contract	AT	Region	England
% of FP17s for the same patient ID Re-attending within 3 months - Children	243	1,805	13.5%	10.5%	12.1%	12.4%
% of FP17s for the same patient ID Re-attending within 3 months - Adults	785	4,325	18.2%	14.2%	15.9%	16.6%
% of FP17s for the same patient ID Re-attending between 3 & 9 months - Children	1,052	1,805	58.3%	59.2%	58.6%	57.5%
% of FP17s for the same patient ID Re-attending between 3 & 9 months - Adults	2,090	4,325	48.3%	54.1%	51.5%	50.4%
% of FP17s for Band 1 Urgent Courses	548	5,596	9.8%	7.2%	8.0%	9.1%
% of FP17s Relating to Free Repair or Replacements	90	5,596	1.6%	0.9%	0.8%	0.8%
% of FP17s Relating to Continuations	74	5,596	1.3%	1.4%	1.2%	1.3%
% of Patients satisfied with the dentistry they have received	11	11	100.0%	93.3%	92.8%	92.7%
% of Patients satisfied with the time they had to wait for an appointment	10	11	90.9%	89.9%	89.2%	88.8%

* This is based on patients treated on this contract for their most recent course of treatment. Figures in italics indicate the base number of FP17s or Patient Questionnaire responses are less than 100. N/A is shown where the base number of responses is less than 10 during the period. % is calculated as Quantity/Base number*100

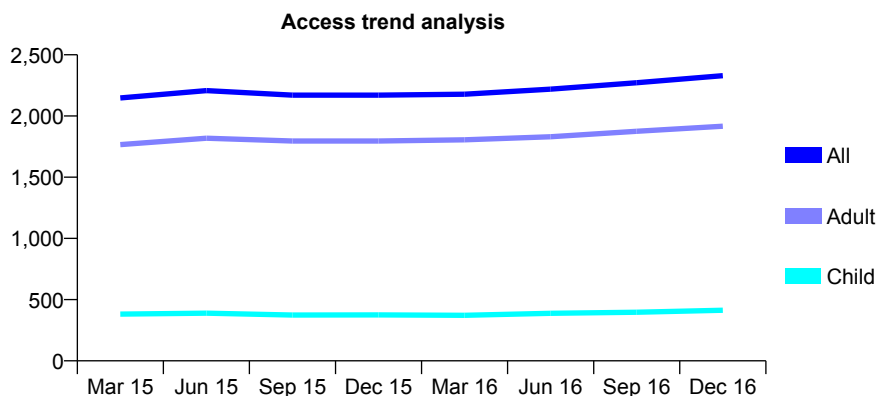
Q60 - Vital Signs At a Glance Contract Report for 140953/0001 - December 2016

Name or company name	Bayston Hill Dental Practice
Contract type name	GDS Contract
Purpose of contract	General
Contract start date	01/07/2013
Contract end date	

16/17 Contracted general activity (UDA)	6,550
Carry forward general activity (UDA)	146
16/17 Contracted orthodontic activity (UOA)	0
Carry forward orthodontic activity (UOA)	0
Baseline contract value	£213,924.14

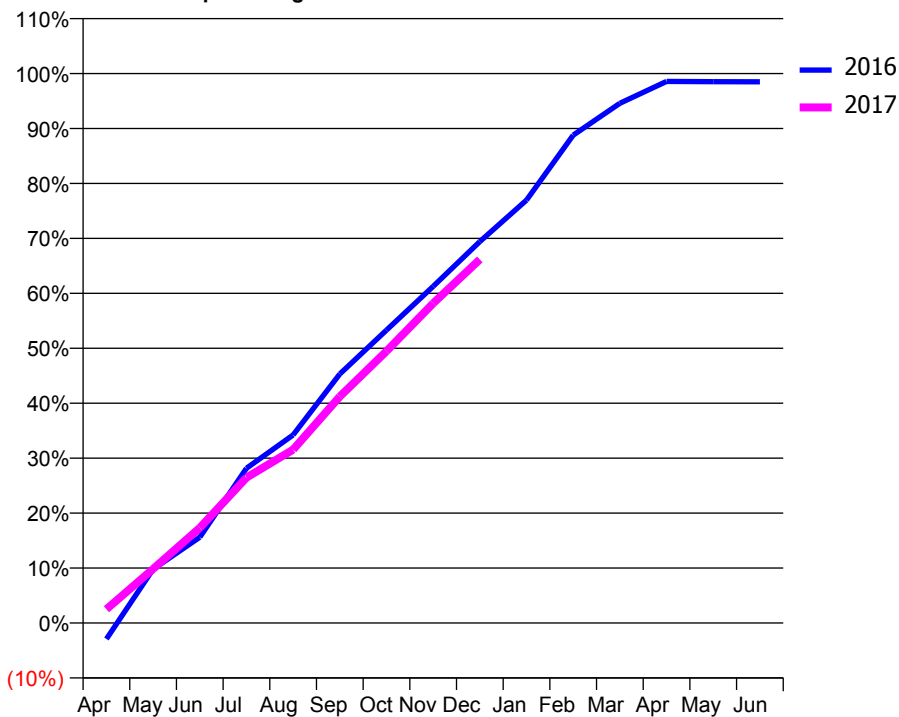
ACCESS*

Patients seen in 24 months	Total	Change since previous quarter
Quarter ending December 2015	2,171	
Quarter ending March 2016	2,178	→
Quarter ending June 2016	2,219	→
Quarter ending September 2016	2,272	↑
Quarter ending December 2016	2,330	↑
Variance since December 2015	7.3%	↑



ACTIVITY

Cumulative percentage of contracted UDA delivered 2016 & 2017



Month	Adjusted Scheduled Activity (UDA)	
	2016	2017
April	-175	165
May	586	644
June	934	1,135
July	1,684	1,734
August	2,047	2,067
September	2,709	2,699
October	3,187	3,240
November	3,663	3,810
December	4,150	4,333
January	4,602	
February	5,308	
March	5,655	
April	5,892	
May	5,890	
June	5,888	

QUALITY

	Quantity	Base Number	Contract	AT	Region	England
% of FP17s for the same patient ID Re-attending within 3 months - Children	33	550	6.0%	10.5%	12.1%	12.4%
% of FP17s for the same patient ID Re-attending within 3 months - Adults	186	2,286	8.1%	14.2%	15.9%	16.6%
% of FP17s for the same patient ID Re-attending between 3 & 9 months - Children	376	550	68.4%	59.2%	58.6%	57.5%
% of FP17s for the same patient ID Re-attending between 3 & 9 months - Adults	1,454	2,286	63.6%	54.1%	51.5%	50.4%
% of FP17s for Band 1 Urgent Courses	50	2,708	1.8%	7.2%	8.0%	9.1%
% of FP17s Relating to Free Repair or Replacements	20	2,708	0.7%	0.9%	0.8%	0.8%
% of FP17s Relating to Continuations	15	2,708	0.6%	1.4%	1.2%	1.3%
% of Patients satisfied with the dentistry they have received	10	10	100.0%	93.3%	92.8%	92.7%
% of Patients satisfied with the time they had to wait for an appointment	9	10	90.0%	89.9%	89.2%	88.8%

* This is based on patients treated on this contract for their most recent course of treatment. Figures in italics indicate the base number of FP17s or Patient Questionnaire responses are less than 100. N/A is shown where the base number of responses is less than 10 during the period. % is calculated as Quantity/Base number*100

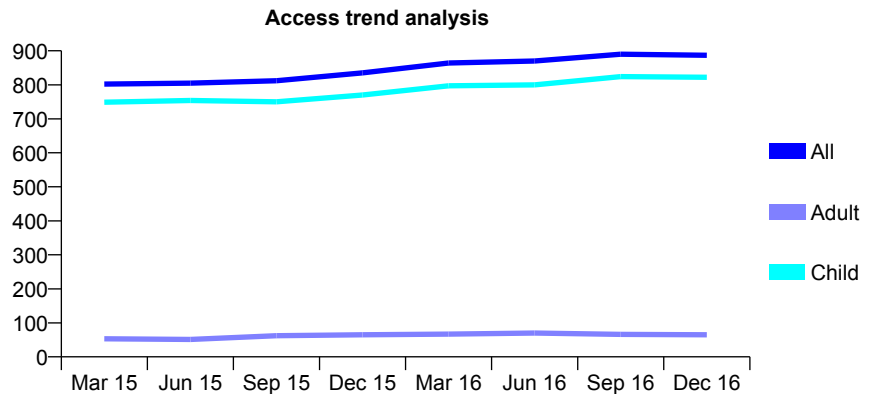
Q60 - Vital Signs At a Glance Contract Report for 141585/0001 - December 2016

Name or company name	Shifnal Dental Practice
Contract type name	GDS Contract
Purpose of contract	General
Contract start date	01/06/2008
Contract end date	

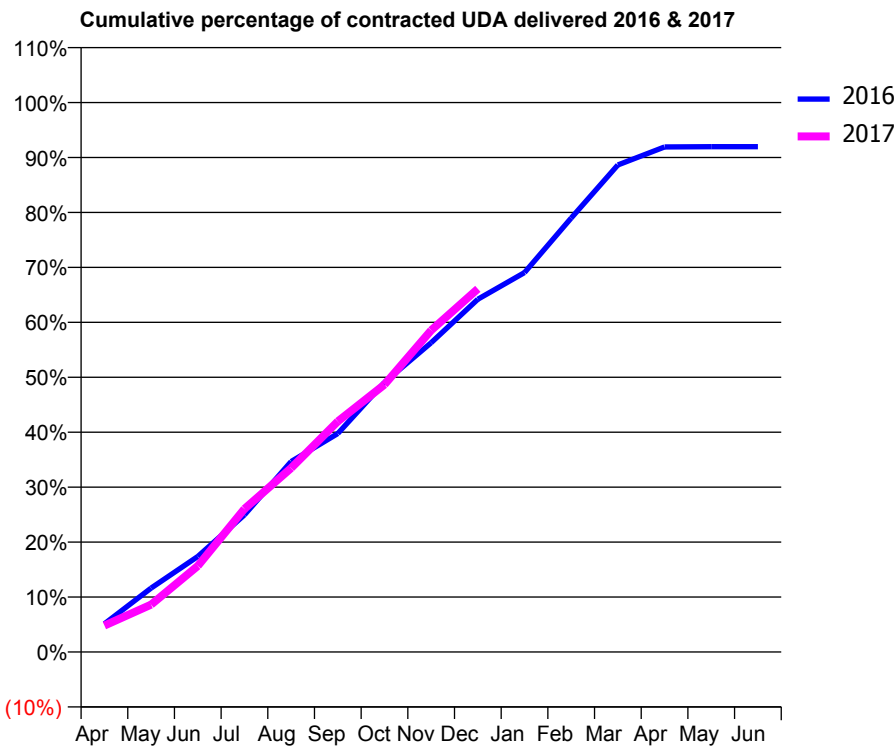
16/17 Contracted general activity (UDA)	2,010
Carry forward general activity (UDA)	0
16/17 Contracted orthodontic activity (UOA)	0
Carry forward orthodontic activity (UOA)	0
Baseline contract value	£41,734.64

ACCESS*

Patients seen in 24 months	Total	Change since previous quarter
Quarter ending December 2015	835	
Quarter ending March 2016	864	↑
Quarter ending June 2016	870	→
Quarter ending September 2016	890	↑
Quarter ending December 2016	887	→
Variance since December 2015	6.2%	↑



ACTIVITY



Month	Adjusted Scheduled Activity (UDA)	
	2016	2017
April	103	97
May	234	173
June	349	315
July	502	524
August	697	673
September	799	844
October	986	978
November	1,131	1,177
December	1,291	1,329
January	1,388	
February	1,587	
March	1,782	
April	1,847	
May	1,848	
June	1,848	

QUALITY

	Quantity	Base Number	Contract	AT	Region	England
% of FP17s for the same patient ID Re-attending within 3 months - Children	114	1,021	11.2%	10.5%	12.1%	12.4%
% of FP17s for the same patient ID Re-attending within 3 months - Adults	0	0	N/A	14.2%	15.9%	16.6%
% of FP17s for the same patient ID Re-attending between 3 & 9 months - Children	630	1,021	61.7%	59.2%	58.6%	57.5%
% of FP17s for the same patient ID Re-attending between 3 & 9 months - Adults	0	0	N/A	54.1%	51.5%	50.4%
% of FP17s for Band 1 Urgent Courses	28	968	2.9%	7.2%	8.0%	9.1%
% of FP17s Relating to Free Repair or Replacements	2	968	0.2%	0.9%	0.8%	0.8%
% of FP17s Relating to Continuations	0	968	0.0%	1.4%	1.2%	1.3%
% of Patients satisfied with the dentistry they have received	2	2	N/A	93.3%	92.8%	92.7%
% of Patients satisfied with the time they had to wait for an appointment	2	2	N/A	89.9%	89.2%	88.8%

* This is based on patients treated on this contract for their most recent course of treatment. Figures in italics indicate the base number of FP17s or Patient Questionnaire responses are less than 100. N/A is shown where the base number of responses is less than 10 during the period. % is calculated as Quantity/Base number*100

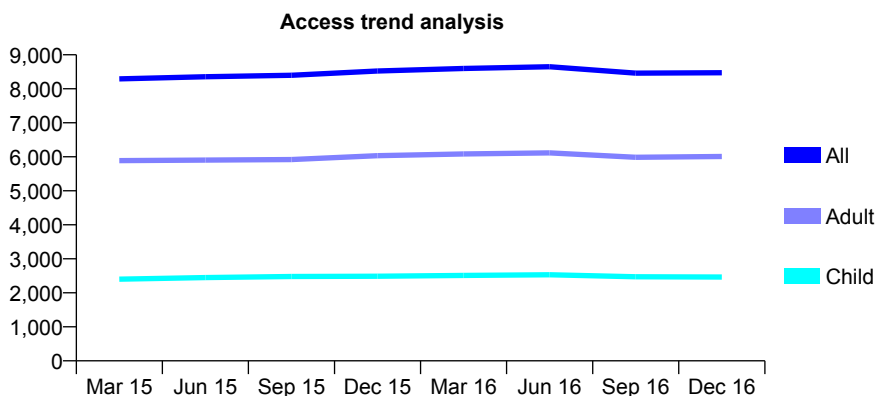
Q60 - Vital Signs At a Glance Contract Report for 142425/0001 - December 2016

Name or company name	Waterloo Dental Practice
Contract type name	GDS Contract
Purpose of contract	General
Contract start date	01/04/2013
Contract end date	

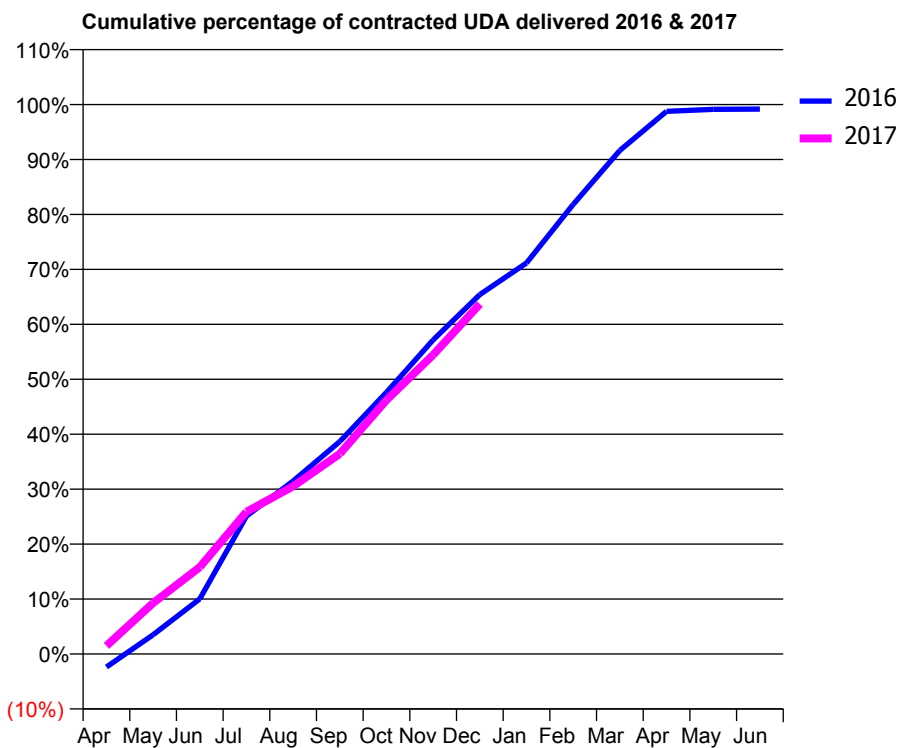
16/17 Contracted general activity (UDA)	25,316
Carry forward general activity (UDA)	209
16/17 Contracted orthodontic activity (UOA)	0
Carry forward orthodontic activity (UOA)	0
Baseline contract value	£694,953.62

ACCESS*

Patients seen in 24 months	Total	Change since previous quarter
Quarter ending December 2015	8,524	
Quarter ending March 2016	8,598	→
Quarter ending June 2016	8,648	→
Quarter ending September 2016	8,460	↓
Quarter ending December 2016	8,474	→
Variance since December 2015	(0.6%)	→



ACTIVITY



Month	Adjusted Scheduled Activity (UDA)	
	2016	2017
April	-602	379
May	888	2,348
June	2,543	4,004
July	6,353	6,549
August	7,971	7,726
September	9,788	9,224
October	12,054	11,698
November	14,472	13,781
December	16,557	16,122
January	18,015	
February	20,713	
March	23,200	
April	25,003	
May	25,092	
June	25,107	

QUALITY

	Quantity	Base Number	Contract	AT	Region	England
% of FP17s for the same patient ID Re-attending within 3 months - Children	165	2,462	6.7%	10.5%	12.1%	12.4%
% of FP17s for the same patient ID Re-attending within 3 months - Adults	871	6,251	13.9%	14.2%	15.9%	16.6%
% of FP17s for the same patient ID Re-attending between 3 & 9 months - Children	1,384	2,462	56.2%	59.2%	58.6%	57.5%
% of FP17s for the same patient ID Re-attending between 3 & 9 months - Adults	3,836	6,251	61.4%	54.1%	51.5%	50.4%
% of FP17s for Band 1 Urgent Courses	244	7,964	3.1%	7.2%	8.0%	9.1%
% of FP17s Relating to Free Repair or Replacements	81	7,964	1.0%	0.9%	0.8%	0.8%
% of FP17s Relating to Continuations	175	7,964	2.2%	1.4%	1.2%	1.3%
% of Patients satisfied with the dentistry they have received	14	14	100.0%	93.3%	92.8%	92.7%
% of Patients satisfied with the time they had to wait for an appointment	13	14	92.9%	89.9%	89.2%	88.8%

* This is based on patients treated on this contract for their most recent course of treatment. Figures in italics indicate the base number of FP17s or Patient Questionnaire responses are less than 100. N/A is shown where the base number of responses is less than 10 during the period. % is calculated as Quantity/Base number*100

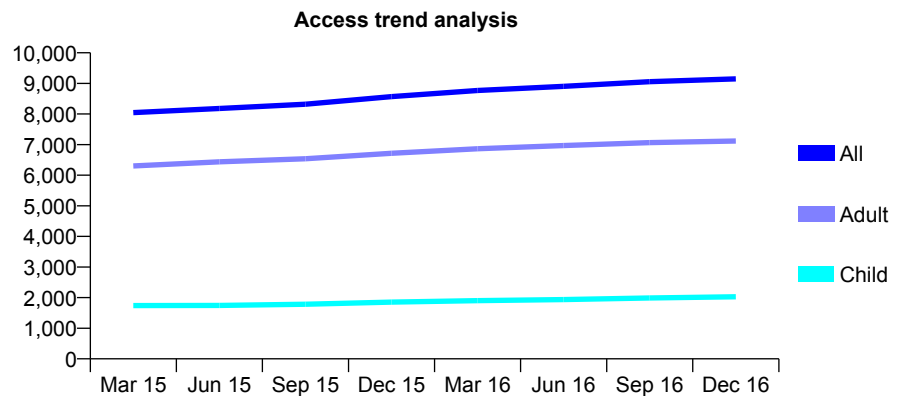
Q60 - Vital Signs At a Glance Contract Report for 143049/0001 - December 2016

Name or company name	Stirchley Dental Practice
Contract type name	GDS Contract
Purpose of contract	General
Contract start date	01/04/2008
Contract end date	

16/17 Contracted general activity (UDA)	41,071
Carry forward general activity (UDA)	0
16/17 Contracted orthodontic activity (UOA)	0
Carry forward orthodontic activity (UOA)	0
Baseline contract value	£1,152,315.40

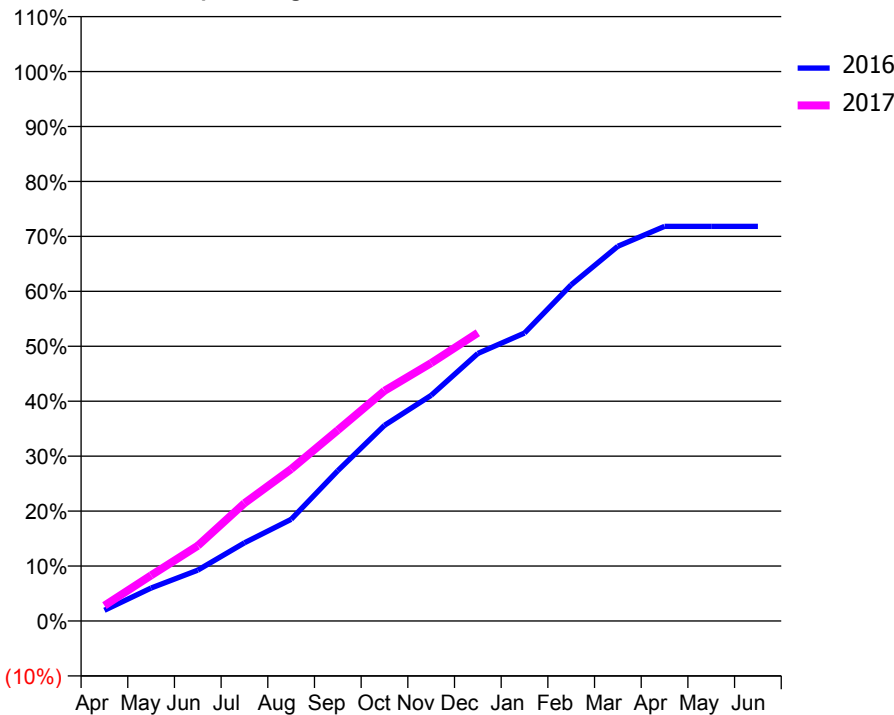
ACCESS*

Patients seen in 24 months	Total	Change since previous quarter
Quarter ending December 2015	8,569	
Quarter ending March 2016	8,769	↑
Quarter ending June 2016	8,904	→
Quarter ending September 2016	9,056	→
Quarter ending December 2016	9,146	→
Variance since December 2015	6.7%	↑



ACTIVITY

Cumulative percentage of contracted UDA delivered 2016 & 2017



Month	Adjusted Scheduled Activity (UDA)	
	2016	2017
April	804	1,149
May	2,463	3,412
June	3,804	5,622
July	5,843	8,805
August	7,598	11,361
September	11,240	14,265
October	14,631	17,203
November	16,864	19,278
December	19,995	21,544
January	21,523	
February	25,134	
March	28,012	
April	29,498	
May	29,492	
June	29,492	

QUALITY

	Quantity	Base Number	Contract	AT	Region	England
% of FP17s for the same patient ID Re-attending within 3 months - Children	170	2,450	6.9%	10.5%	12.1%	12.4%
% of FP17s for the same patient ID Re-attending within 3 months - Adults	1,591	8,784	18.1%	14.2%	15.9%	16.6%
% of FP17s for the same patient ID Re-attending between 3 & 9 months - Children	1,426	2,450	58.2%	59.2%	58.6%	57.5%
% of FP17s for the same patient ID Re-attending between 3 & 9 months - Adults	5,117	8,784	58.3%	54.1%	51.5%	50.4%
% of FP17s for Band 1 Urgent Courses	805	10,593	7.6%	7.2%	8.0%	9.1%
% of FP17s Relating to Free Repair or Replacements	291	10,593	2.7%	0.9%	0.8%	0.8%
% of FP17s Relating to Continuations	237	10,593	2.2%	1.4%	1.2%	1.3%
% of Patients satisfied with the dentistry they have received	18	18	100.0%	93.3%	92.8%	92.7%
% of Patients satisfied with the time they had to wait for an appointment	16	18	88.9%	89.9%	89.2%	88.8%

* This is based on patients treated on this contract for their most recent course of treatment. Figures in italics indicate the base number of FP17s or Patient Questionnaire responses are less than 100. N/A is shown where the base number of responses is less than 10 during the period. % is calculated as Quantity/Base number*100

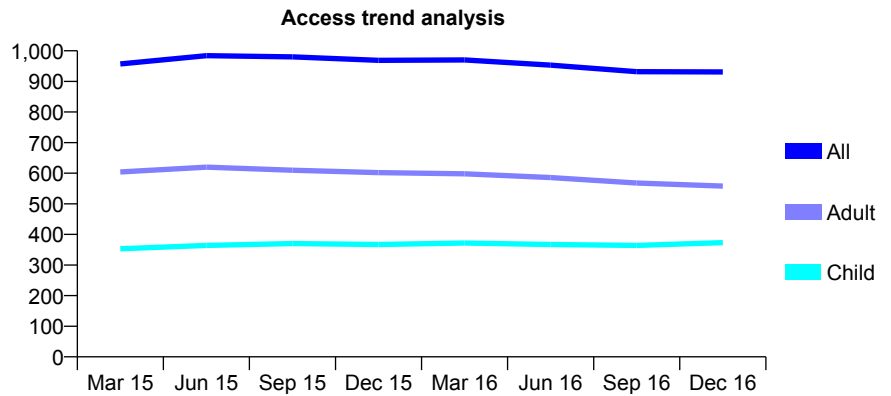
Q60 - Vital Signs At a Glance Contract Report for 144991/0001 - December 2016

Name or company name	Sue Meredith / Aquil Rajabali
Contract type name	GDS Contract
Purpose of contract	General
Contract start date	01/04/2013
Contract end date	

16/17 Contracted general activity (UDA)	2,731
Carry forward general activity (UDA)	74
16/17 Contracted orthodontic activity (UOA)	0
Carry forward orthodontic activity (UOA)	0
Baseline contract value	£62,352.38

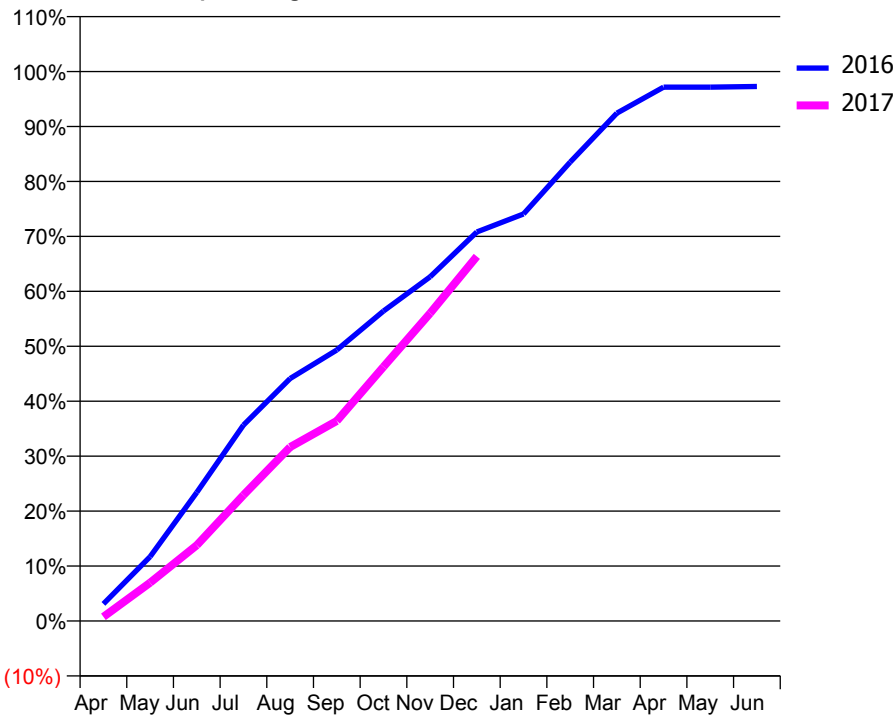
ACCESS*

Patients seen in 24 months	Total	Change since previous quarter
Quarter ending December 2015	969	
Quarter ending March 2016	970	→
Quarter ending June 2016	953	↓
Quarter ending September 2016	932	↓
Quarter ending December 2016	931	→
Variance since December 2015	(3.9%)	↓



ACTIVITY

Cumulative percentage of contracted UDA delivered 2016 & 2017



Month	Adjusted Scheduled Activity (UDA)	
	2016	2017
April	85	21
May	320	190
June	639	377
July	974	626
August	1,205	864
September	1,347	995
October	1,540	1,263
November	1,711	1,530
December	1,934	1,812
January	2,023	
February	2,281	
March	2,524	
April	2,653	
May	2,653	
June	2,656	

QUALITY

	Quantity	Base Number	Contract	AT	Region	England
% of FP17s for the same patient ID Re-attending within 3 months - Children	17	418	4.1%	10.5%	12.1%	12.4%
% of FP17s for the same patient ID Re-attending within 3 months - Adults	51	501	10.2%	14.2%	15.9%	16.6%
% of FP17s for the same patient ID Re-attending between 3 & 9 months - Children	229	418	54.8%	59.2%	58.6%	57.5%
% of FP17s for the same patient ID Re-attending between 3 & 9 months - Adults	270	501	53.9%	54.1%	51.5%	50.4%
% of FP17s for Band 1 Urgent Courses	26	851	3.1%	7.2%	8.0%	9.1%
% of FP17s Relating to Free Repair or Replacements	3	851	0.4%	0.9%	0.8%	0.8%
% of FP17s Relating to Continuations	2	851	0.2%	1.4%	1.2%	1.3%
% of Patients satisfied with the dentistry they have received	0	0	N/A	93.3%	92.8%	92.7%
% of Patients satisfied with the time they had to wait for an appointment	0	0	N/A	89.9%	89.2%	88.8%

* This is based on patients treated on this contract for their most recent course of treatment. Figures in italics indicate the base number of FP17s or Patient Questionnaire responses are less than 100. N/A is shown where the base number of responses is less than 10 during the period. % is calculated as Quantity/Base number*100

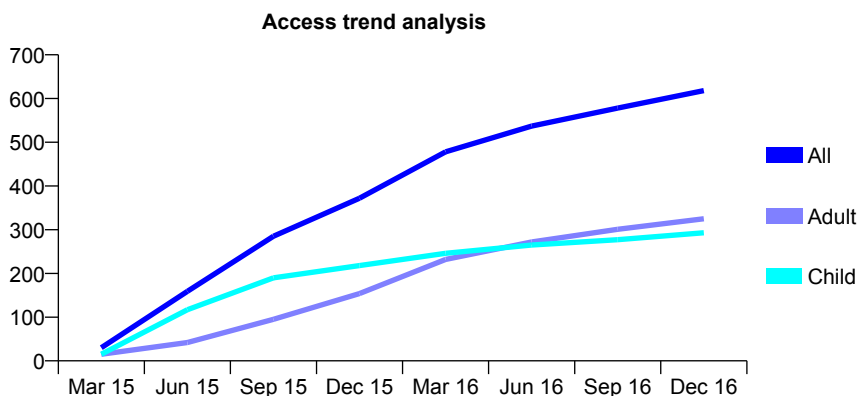
Q60 - Vital Signs At a Glance Contract Report for 145947/0001 - December 2016

Name or company name	Eccleshall Dental Clinic
Contract type name	GDS Contract
Purpose of contract	General
Contract start date	08/01/2015
Contract end date	

16/17 Contracted general activity (UDA)	2,058
Carry forward general activity (UDA)	0
16/17 Contracted orthodontic activity (UOA)	0
Carry forward orthodontic activity (UOA)	0
Baseline contract value	£45,774.49

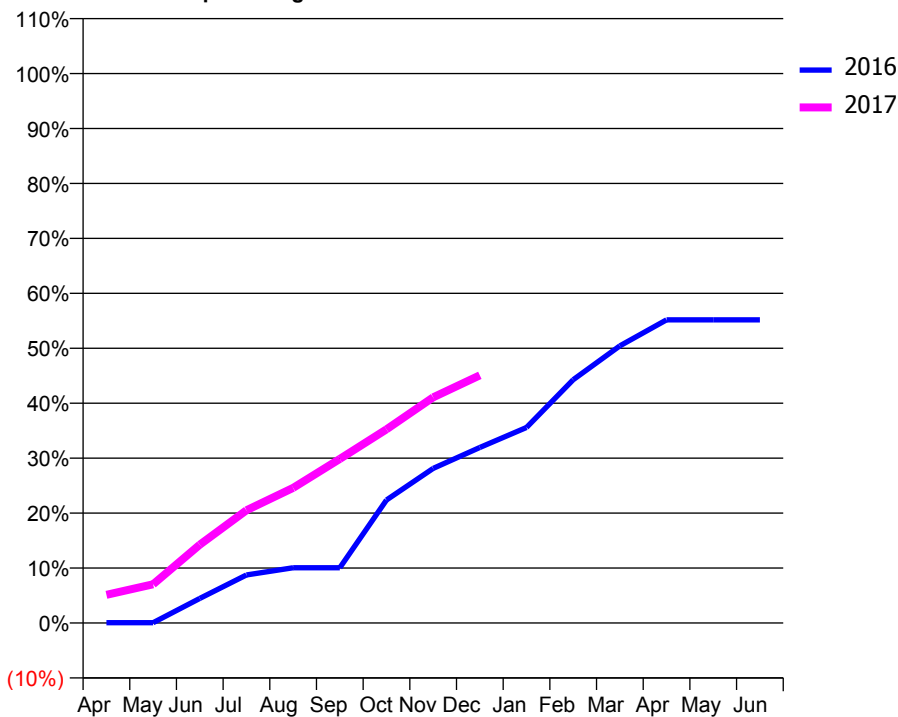
ACCESS*

Patients seen in 24 months	Total	Change since previous quarter
Quarter ending December 2015	372	
Quarter ending March 2016	478	↑
Quarter ending June 2016	537	↑
Quarter ending September 2016	578	↑
Quarter ending December 2016	618	↑
Variance since December 2015	66.1%	↑



ACTIVITY

Cumulative percentage of contracted UDA delivered 2016 & 2017



Month	Adjusted Scheduled Activity (UDA)	
	2016	2017
April	1	106
May	1	145
June	92	293
July	180	422
August	207	506
September	207	614
October	461	725
November	579	845
December	658	928
January	732	
February	911	
March	1,038	
April	1,135	
May	1,135	
June	1,135	

QUALITY

	Quantity	Base Number	Contract	AT	Region	England
% of FP17s for the same patient ID Re-attending within 3 months - Children	34	328	10.4%	10.5%	12.1%	12.4%
% of FP17s for the same patient ID Re-attending within 3 months - Adults	42	274	15.3%	14.2%	15.9%	16.6%
% of FP17s for the same patient ID Re-attending between 3 & 9 months - Children	167	328	50.9%	59.2%	58.6%	57.5%
% of FP17s for the same patient ID Re-attending between 3 & 9 months - Adults	115	274	42.0%	54.1%	51.5%	50.4%
% of FP17s for Band 1 Urgent Courses	44	543	8.1%	7.2%	8.0%	9.1%
% of FP17s Relating to Free Repair or Replacements	2	543	0.4%	0.9%	0.8%	0.8%
% of FP17s Relating to Continuations	0	543	0.0%	1.4%	1.2%	1.3%
% of Patients satisfied with the dentistry they have received	1	1	N/A	93.3%	92.8%	92.7%
% of Patients satisfied with the time they had to wait for an appointment	1	1	N/A	89.9%	89.2%	88.8%

* This is based on patients treated on this contract for their most recent course of treatment. Figures in italics indicate the base number of FP17s or Patient Questionnaire responses are less than 100. N/A is shown where the base number of responses is less than 10 during the period. % is calculated as Quantity/Base number*100

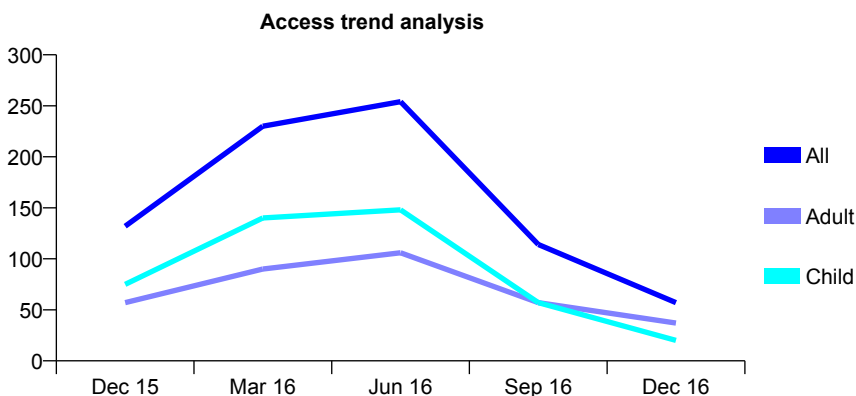
Q60 - Vital Signs At a Glance Contract Report for 146242/0001 - December 2016

Name or company name	Thomas Dental Practice
Contract type name	GDS Contract
Purpose of contract	General
Contract start date	01/10/2015
Contract end date	31/05/2016

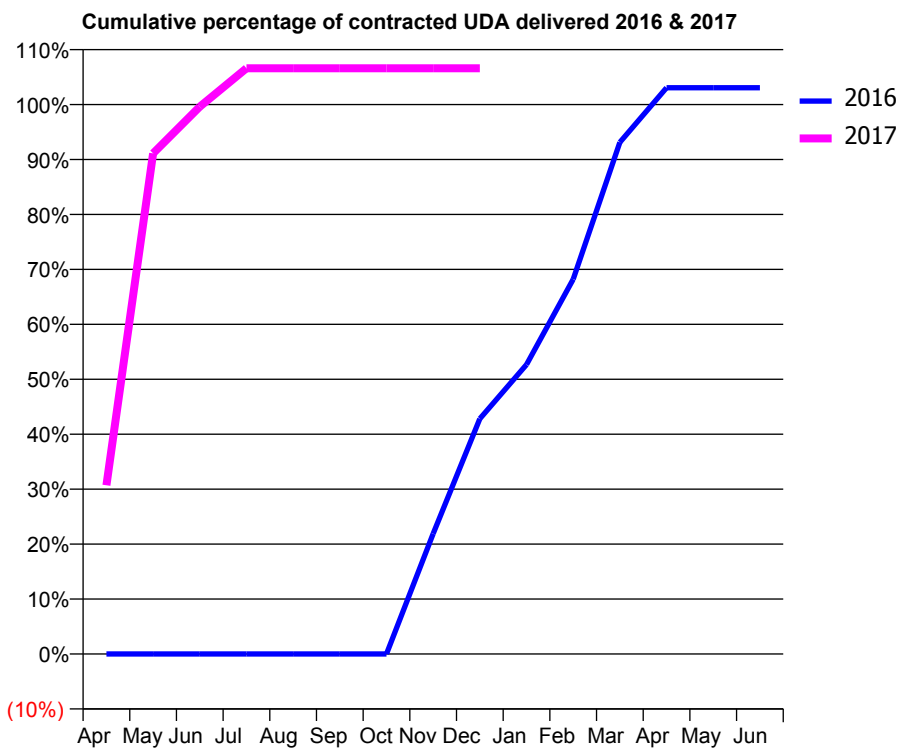
16/17 Contracted general activity (UDA)	200
Carry forward general activity (UDA)	0
16/17 Contracted orthodontic activity (UOA)	0
Carry forward orthodontic activity (UOA)	0
Baseline contract value	£4,597.19

ACCESS*

Patients seen in 24 months	Total	Change since previous quarter
Quarter ending December 2015	132	
Quarter ending March 2016	230	↑
Quarter ending June 2016	254	↑
Quarter ending September 2016	114	↓
Quarter ending December 2016	57	↓
Variance since December 2015	(56.8%)	↓



ACTIVITY



Month	Adjusted Scheduled Activity (UDA)	
	2016	2017
April	0	61
May	0	182
June	0	199
July	0	213
August	0	213
September	0	213
October	0	213
November	126	213
December	247	213
January	303	
February	393	
March	536	
April	594	
May	594	
June	594	

QUALITY

	Quantity	Base Number	Contract	AT	Region	England
% of FP17s for the same patient ID Re-attending within 3 months - Children	11	58	19.0%	10.5%	12.1%	12.4%
% of FP17s for the same patient ID Re-attending within 3 months - Adults	13	49	26.5%	14.2%	15.9%	16.6%
% of FP17s for the same patient ID Re-attending between 3 & 9 months - Children	21	58	36.2%	59.2%	58.6%	57.5%
% of FP17s for the same patient ID Re-attending between 3 & 9 months - Adults	16	49	32.7%	54.1%	51.5%	50.4%
% of FP17s for Band 1 Urgent Courses	6	85	7.1%	7.2%	8.0%	9.1%
% of FP17s Relating to Free Repair or Replacements	2	85	2.4%	0.9%	0.8%	0.8%
% of FP17s Relating to Continuations	0	85	0.0%	1.4%	1.2%	1.3%
% of Patients satisfied with the dentistry they have received	0	0	N/A	93.3%	92.8%	92.7%
% of Patients satisfied with the time they had to wait for an appointment	0	0	N/A	89.9%	89.2%	88.8%

* This is based on patients treated on this contract for their most recent course of treatment. Figures in italics indicate the base number of FP17s or Patient Questionnaire responses are less than 100. N/A is shown where the base number of responses is less than 10 during the period. % is calculated as Quantity/Base number*100

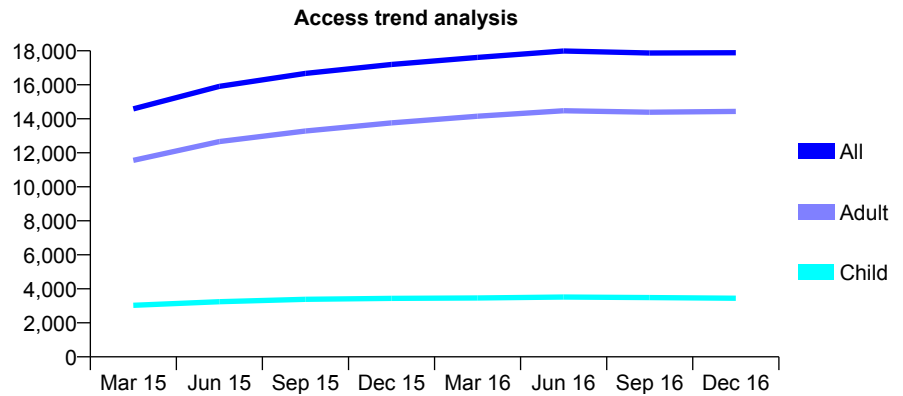
Q60 - Vital Signs At a Glance Contract Report for 148326/0001 - December 2016

Name or company name	Bore Street Dental Practice Limited
Contract type name	GDS Contract
Purpose of contract	General
Contract start date	01/07/2014
Contract end date	

16/17 Contracted general activity (UDA)	49,250
Carry forward general activity (UDA)	352
16/17 Contracted orthodontic activity (UOA)	0
Carry forward orthodontic activity (UOA)	0
Baseline contract value	£1,115,497.80

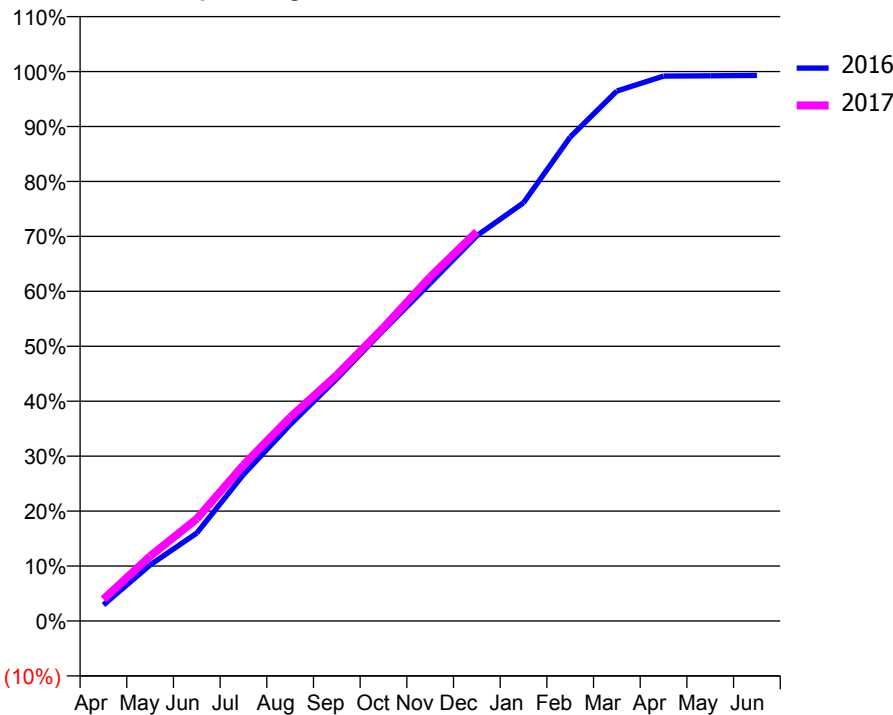
ACCESS*

Patients seen in 24 months	Total	Change since previous quarter
Quarter ending December 2015	17,199	
Quarter ending March 2016	17,613	↑
Quarter ending June 2016	17,986	↑
Quarter ending September 2016	17,872	→
Quarter ending December 2016	17,886	→
Variance since December 2015	4.0%	↑



ACTIVITY

Cumulative percentage of contracted UDA delivered 2016 & 2017



Month	Adjusted Scheduled Activity (UDA)	
	2016	2017
April	1,440	1,954
May	5,030	5,816
June	7,880	9,159
July	13,128	13,987
August	17,603	18,253
September	21,718	22,053
October	26,076	26,303
November	30,283	30,837
December	34,539	34,889
January	37,482	
February	43,378	
March	47,505	
April	48,841	
May	48,867	
June	48,898	

QUALITY

	Quantity	Base Number	Contract	AT	Region	England
% of FP17s for the same patient ID Re-attending within 3 months - Children	212	4,069	5.2%	10.5%	12.1%	12.4%
% of FP17s for the same patient ID Re-attending within 3 months - Adults	2,165	16,458	13.2%	14.2%	15.9%	16.6%
% of FP17s for the same patient ID Re-attending between 3 & 9 months - Children	2,732	4,069	67.1%	59.2%	58.6%	57.5%
% of FP17s for the same patient ID Re-attending between 3 & 9 months - Adults	9,957	16,458	60.5%	54.1%	51.5%	50.4%
% of FP17s for Band 1 Urgent Courses	583	19,744	3.0%	7.2%	8.0%	9.1%
% of FP17s Relating to Free Repair or Replacements	160	19,744	0.8%	0.9%	0.8%	0.8%
% of FP17s Relating to Continuations	515	19,744	2.6%	1.4%	1.2%	1.3%
% of Patients satisfied with the dentistry they have received	31	32	96.9%	93.3%	92.8%	92.7%
% of Patients satisfied with the time they had to wait for an appointment	27	32	84.4%	89.9%	89.2%	88.8%

* This is based on patients treated on this contract for their most recent course of treatment. Figures in italics indicate the base number of FP17s or Patient Questionnaire responses are less than 100. N/A is shown where the base number of responses is less than 10 during the period. % is calculated as Quantity/Base number*100

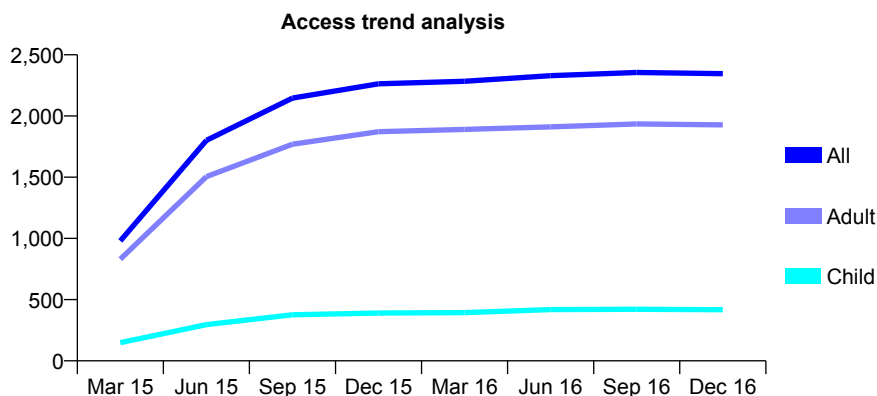
Q60 - Vital Signs At a Glance Contract Report for 148423/0001 - December 2016

Name or company name	Kinver Dental and Implant Surgery
Contract type name	GDS Contract
Purpose of contract	General and Orthodontic
Contract start date	05/01/2015
Contract end date	

16/17 Contracted general activity (UDA)	7,076
Carry forward general activity (UDA)	-15
16/17 Contracted orthodontic activity (UOA)	506
Carry forward orthodontic activity (UOA)	0
Baseline contract value	£185,856.87

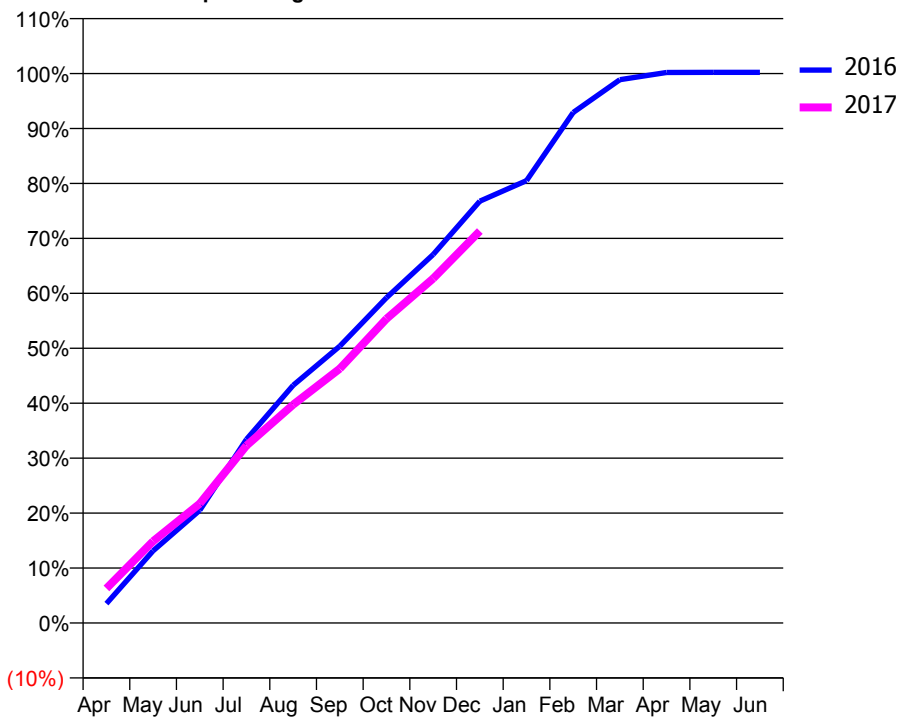
ACCESS*

Patients seen in 24 months	Total	Change since previous quarter
Quarter ending December 2015	2,263	
Quarter ending March 2016	2,284	→
Quarter ending June 2016	2,330	↑
Quarter ending September 2016	2,356	→
Quarter ending December 2016	2,346	→
Variance since December 2015	3.7%	↑



ACTIVITY

Cumulative percentage of contracted UDA delivered 2016 & 2017



Month	Adjusted Scheduled Activity (UDA)	
	2016	2017
April	250	445
May	929	1,053
June	1,452	1,537
July	2,365	2,284
August	3,061	2,813
September	3,565	3,276
October	4,189	3,917
November	4,746	4,437
December	5,432	5,048
January	5,697	
February	6,574	
March	6,996	
April	7,090	
May	7,091	
June	7,091	

QUALITY

	Quantity	Base Number	Contract	AT	Region	England
% of FP17s for the same patient ID Re-attending within 3 months - Children	51	551	9.3%	10.5%	12.1%	12.4%
% of FP17s for the same patient ID Re-attending within 3 months - Adults	339	2,238	15.1%	14.2%	15.9%	16.6%
% of FP17s for the same patient ID Re-attending between 3 & 9 months - Children	356	551	64.6%	59.2%	58.6%	57.5%
% of FP17s for the same patient ID Re-attending between 3 & 9 months - Adults	1,562	2,238	69.8%	54.1%	51.5%	50.4%
% of FP17s for Band 1 Urgent Courses	144	2,669	5.4%	7.2%	8.0%	9.1%
% of FP17s Relating to Free Repair or Replacements	16	2,669	0.6%	0.9%	0.8%	0.8%
% of FP17s Relating to Continuations	33	2,669	1.2%	1.4%	1.2%	1.3%
% of Patients satisfied with the dentistry they have received	2	2	N/A	93.3%	92.8%	92.7%
% of Patients satisfied with the time they had to wait for an appointment	2	2	N/A	89.9%	89.2%	88.8%

* This is based on patients treated on this contract for their most recent course of treatment. Figures in italics indicate the base number of FP17s or Patient Questionnaire responses are less than 100. N/A is shown where the base number of responses is less than 10 during the period. % is calculated as Quantity/Base number*100

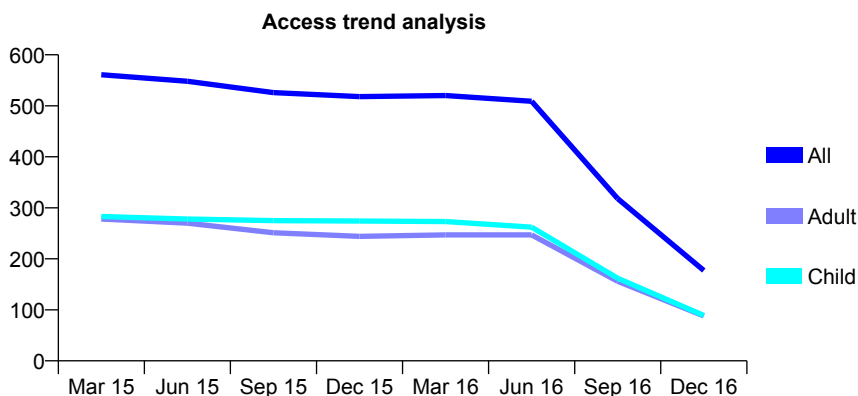
Q60 - Vital Signs At a Glance Contract Report for 148563/0001 - December 2016

Name or company name	A D Deane Dentistry Ltd
Contract type name	GDS Contract
Purpose of contract	General
Contract start date	01/04/2010
Contract end date	30/04/2016

16/17 Contracted general activity (UDA)	112
Carry forward general activity (UDA)	0
16/17 Contracted orthodontic activity (UOA)	0
Carry forward orthodontic activity (UOA)	0
Baseline contract value	£2,569.00

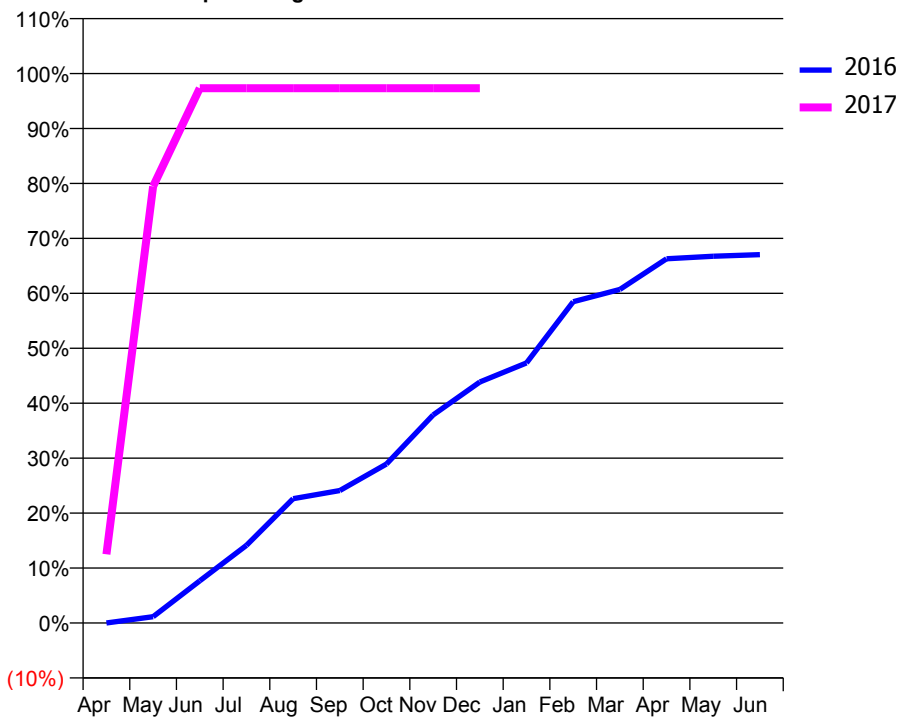
ACCESS*

Patients seen in 24 months	Total	Change since previous quarter
Quarter ending December 2015	518	
Quarter ending March 2016	520	→
Quarter ending June 2016	509	↓
Quarter ending September 2016	318	↓
Quarter ending December 2016	177	↓
Variance since December 2015	(65.8%)	↓



ACTIVITY

Cumulative percentage of contracted UDA delivered 2016 & 2017



Adjusted Scheduled Activity (UDA)

Month	2016	2017
April	0	14
May	15	89
June	103	109
July	191	109
August	305	109
September	325	109
October	390	109
November	510	109
December	591	109
January	638	
February	788	
March	818	
April	894	
May	900	
June	904	

QUALITY

	Quantity	Base Number	Contract	AT	Region	England
% of FP17s for the same patient ID Re-attending within 3 months - Children	4	79	5.1%	10.5%	12.1%	12.4%
% of FP17s for the same patient ID Re-attending within 3 months - Adults	5	53	9.4%	14.2%	15.9%	16.6%
% of FP17s for the same patient ID Re-attending between 3 & 9 months - Children	48	79	60.8%	59.2%	58.6%	57.5%
% of FP17s for the same patient ID Re-attending between 3 & 9 months - Adults	25	53	47.2%	54.1%	51.5%	50.4%
% of FP17s for Band 1 Urgent Courses	0	77	0.0%	7.2%	8.0%	9.1%
% of FP17s Relating to Free Repair or Replacements	1	77	1.3%	0.9%	0.8%	0.8%
% of FP17s Relating to Continuations	1	77	1.3%	1.4%	1.2%	1.3%
% of Patients satisfied with the dentistry they have received	0	0	N/A	93.3%	92.8%	92.7%
% of Patients satisfied with the time they had to wait for an appointment	0	0	N/A	89.9%	89.2%	88.8%

* This is based on patients treated on this contract for their most recent course of treatment. Figures in italics indicate the base number of FP17s or Patient Questionnaire responses are less than 100. N/A is shown where the base number of responses is less than 10 during the period. % is calculated as Quantity/Base number*100

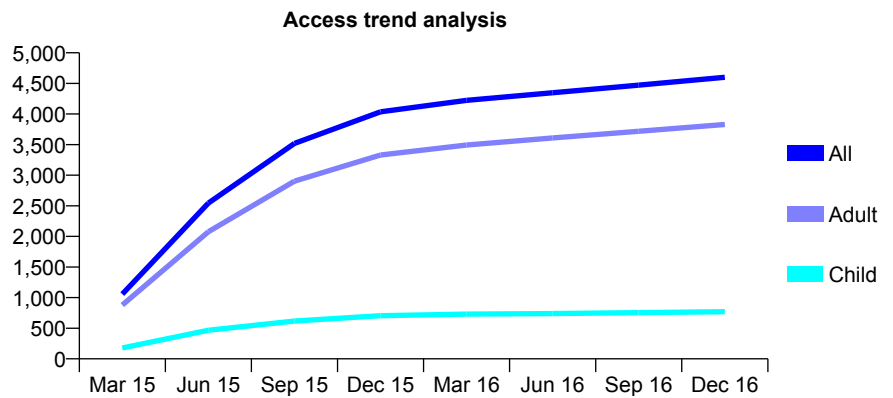
Q60 - Vital Signs At a Glance Contract Report for 148911/0001 - December 2016

Name or company name	Bowdlers House Dental Practice
Contract type name	GDS Contract
Purpose of contract	General
Contract start date	16/01/2015
Contract end date	

16/17 Contracted general activity (UDA)	13,360
Carry forward general activity (UDA)	118
16/17 Contracted orthodontic activity (UOA)	0
Carry forward orthodontic activity (UOA)	0
Baseline contract value	£306,760.44

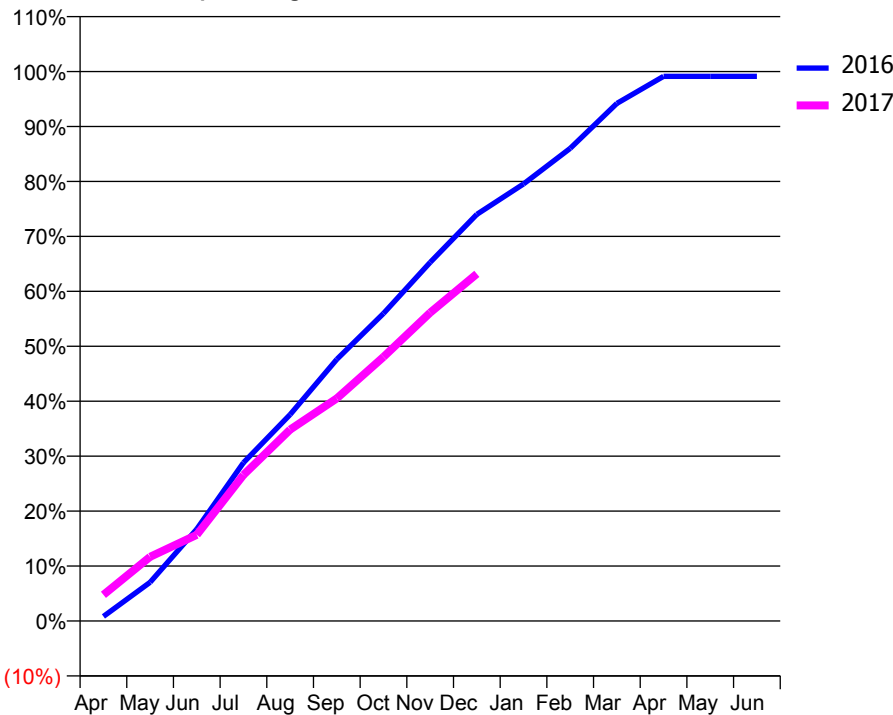
ACCESS*

Patients seen in 24 months	Total	Change since previous quarter
Quarter ending December 2015	4,035	
Quarter ending March 2016	4,224	↑
Quarter ending June 2016	4,347	↑
Quarter ending September 2016	4,471	↑
Quarter ending December 2016	4,601	↑
Variance since December 2015	14.0%	↑



ACTIVITY

Cumulative percentage of contracted UDA delivered 2016 & 2017



Month	Adjusted Scheduled Activity (UDA)	
	2016	2017
April	113	636
May	941	1,561
June	2,237	2,096
July	3,849	3,550
August	5,021	4,654
September	6,362	5,414
October	7,477	6,422
November	8,718	7,498
December	9,887	8,441
January	10,627	
February	11,491	
March	12,583	
April	13,241	
May	13,241	
June	13,241	

QUALITY

	Quantity	Base Number	Contract	AT	Region	England
% of FP17s for the same patient ID Re-attending within 3 months - Children	39	853	4.6%	10.5%	12.1%	12.4%
% of FP17s for the same patient ID Re-attending within 3 months - Adults	406	4,087	9.9%	14.2%	15.9%	16.6%
% of FP17s for the same patient ID Re-attending between 3 & 9 months - Children	535	853	62.7%	59.2%	58.6%	57.5%
% of FP17s for the same patient ID Re-attending between 3 & 9 months - Adults	2,496	4,087	61.1%	54.1%	51.5%	50.4%
% of FP17s for Band 1 Urgent Courses	176	4,638	3.8%	7.2%	8.0%	9.1%
% of FP17s Relating to Free Repair or Replacements	56	4,638	1.2%	0.9%	0.8%	0.8%
% of FP17s Relating to Continuations	25	4,638	0.5%	1.4%	1.2%	1.3%
% of Patients satisfied with the dentistry they have received	16	16	100.0%	93.3%	92.8%	92.7%
% of Patients satisfied with the time they had to wait for an appointment	16	16	100.0%	89.9%	89.2%	88.8%

* This is based on patients treated on this contract for their most recent course of treatment. Figures in italics indicate the base number of FP17s or Patient Questionnaire responses are less than 100. N/A is shown where the base number of responses is less than 10 during the period. % is calculated as Quantity/Base number*100

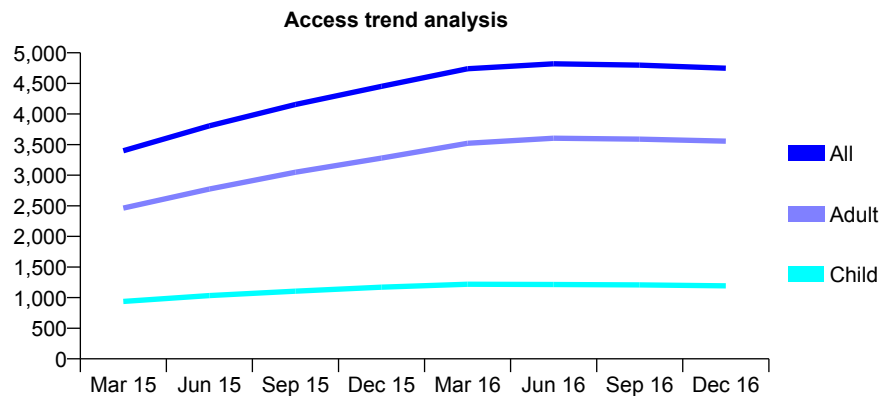
Q60 - Vital Signs At a Glance Contract Report for 149683/0001 - December 2016

Name or company name	Avenue Road Partnership
Contract type name	GDS Contract
Purpose of contract	General
Contract start date	01/09/2014
Contract end date	

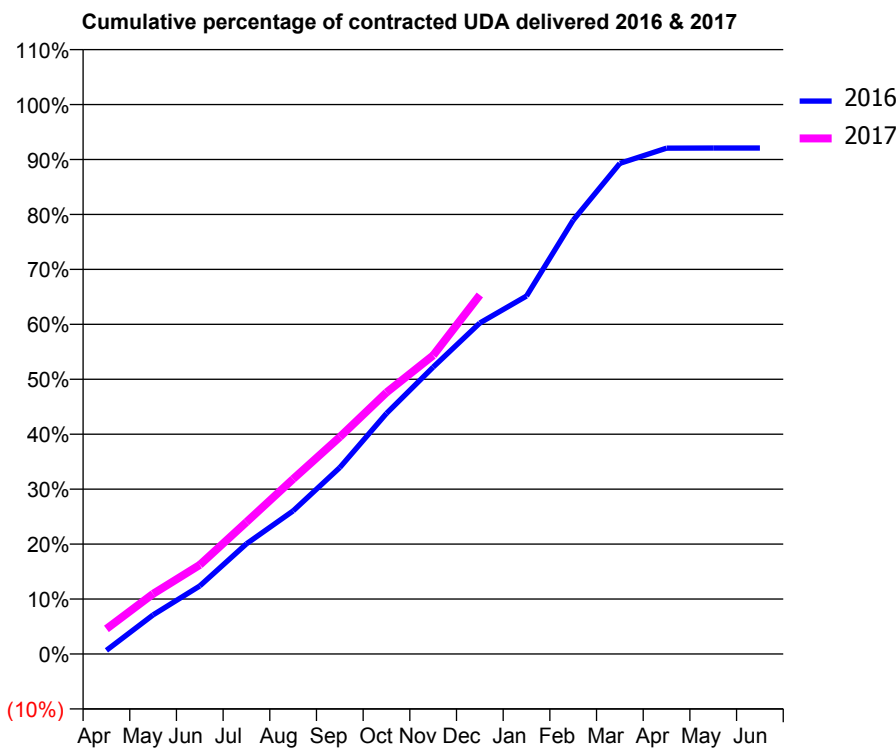
16/17 Contracted general activity (UDA)	13,790
Carry forward general activity (UDA)	0
16/17 Contracted orthodontic activity (UOA)	0
Carry forward orthodontic activity (UOA)	0
Baseline contract value	£392,261.21

ACCESS*

Patients seen in 24 months	Total	Change since previous quarter
Quarter ending December 2015	4,452	
Quarter ending March 2016	4,740	↑
Quarter ending June 2016	4,820	→
Quarter ending September 2016	4,799	→
Quarter ending December 2016	4,749	↓
Variance since December 2015	6.7%	↑



ACTIVITY



Month	Adjusted Scheduled Activity (UDA)	
	2016	2017
April	94	631
May	982	1,512
June	1,708	2,237
July	2,766	3,312
August	3,594	4,392
September	4,678	5,445
October	6,040	6,565
November	7,201	7,494
December	8,306	9,009
January	8,985	
February	10,888	
March	12,312	
April	12,695	
May	12,698	
June	12,698	

QUALITY

	Quantity	Base Number	Contract	AT	Region	England
% of FP17s for the same patient ID Re-attending within 3 months - Children	91	1,392	6.5%	10.5%	12.1%	12.4%
% of FP17s for the same patient ID Re-attending within 3 months - Adults	406	3,628	11.2%	14.2%	15.9%	16.6%
% of FP17s for the same patient ID Re-attending between 3 & 9 months - Children	881	1,392	63.3%	59.2%	58.6%	57.5%
% of FP17s for the same patient ID Re-attending between 3 & 9 months - Adults	2,300	3,628	63.4%	54.1%	51.5%	50.4%
% of FP17s for Band 1 Urgent Courses	320	4,864	6.6%	7.2%	8.0%	9.1%
% of FP17s Relating to Free Repair or Replacements	52	4,864	1.1%	0.9%	0.8%	0.8%
% of FP17s Relating to Continuations	10	4,864	0.2%	1.4%	1.2%	1.3%
% of Patients satisfied with the dentistry they have received	10	14	71.4%	93.3%	92.8%	92.7%
% of Patients satisfied with the time they had to wait for an appointment	11	14	78.6%	89.9%	89.2%	88.8%

* This is based on patients treated on this contract for their most recent course of treatment. Figures in italics indicate the base number of FP17s or Patient Questionnaire responses are less than 100. N/A is shown where the base number of responses is less than 10 during the period. % is calculated as Quantity/Base number*100

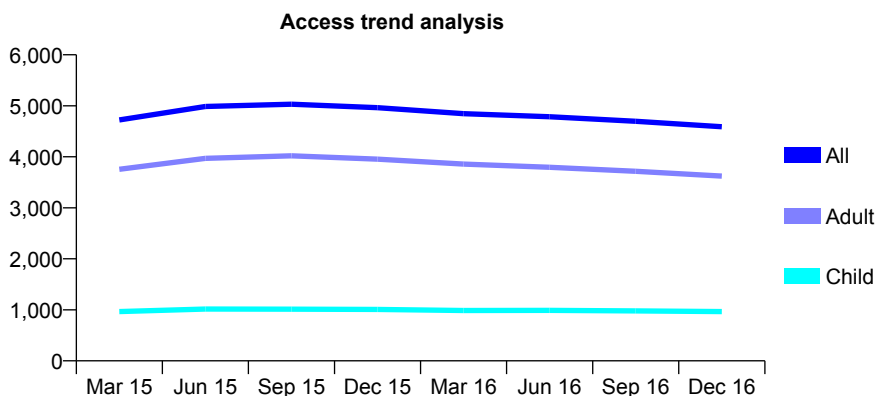
Q60 - Vital Signs At a Glance Contract Report for 152773/0001 - December 2016

Name or company name	Pontesbury Dental Practice
Contract type name	GDS Contract
Purpose of contract	General
Contract start date	08/03/2012
Contract end date	

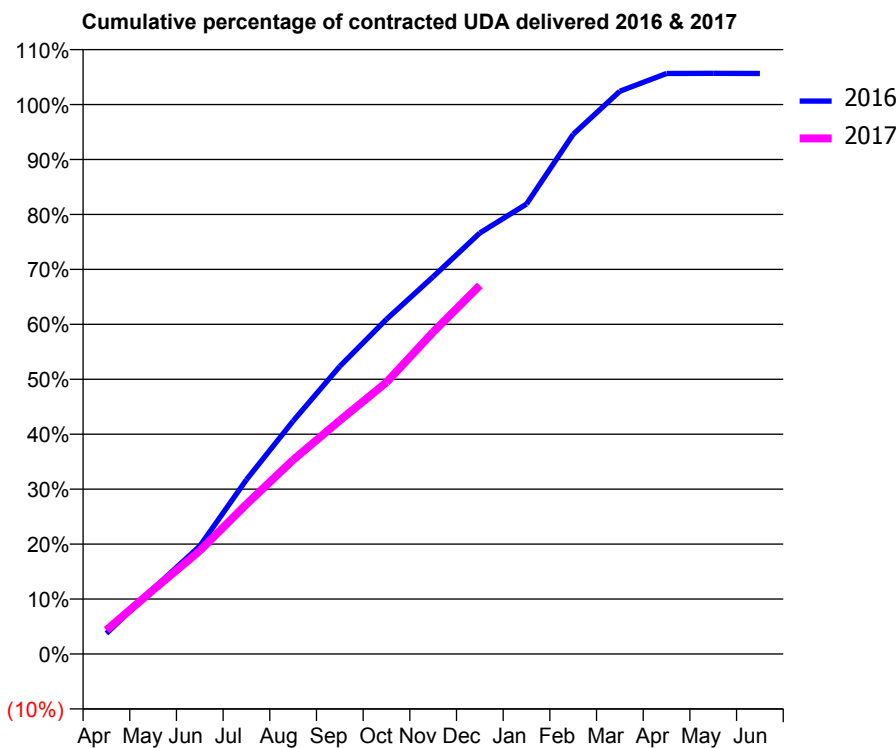
16/17 Contracted general activity (UDA)	13,142
Carry forward general activity (UDA)	0
16/17 Contracted orthodontic activity (UOA)	0
Carry forward orthodontic activity (UOA)	0
Baseline contract value	£354,558.50

ACCESS*

Patients seen in 24 months	Total	Change since previous quarter
Quarter ending December 2015	4,963	
Quarter ending March 2016	4,845	↓
Quarter ending June 2016	4,786	↓
Quarter ending September 2016	4,696	↓
Quarter ending December 2016	4,589	↓
Variance since December 2015	(7.5%)	↓



ACTIVITY



Month	Adjusted Scheduled Activity (UDA)	
	2016	2017
April	494	572
May	1,557	1,532
June	2,581	2,470
July	4,170	3,583
August	5,572	4,640
September	6,880	5,586
October	8,005	6,499
November	9,025	7,701
December	10,070	8,817
January	10,762	
February	12,429	
March	13,459	
April	13,884	
May	13,886	
June	13,885	

QUALITY

	Quantity	Base Number	Contract	AT	Region	England
% of FP17s for the same patient ID Re-attending within 3 months - Children	66	1,131	5.8%	10.5%	12.1%	12.4%
% of FP17s for the same patient ID Re-attending within 3 months - Adults	415	3,879	10.7%	14.2%	15.9%	16.6%
% of FP17s for the same patient ID Re-attending between 3 & 9 months - Children	714	1,131	63.1%	59.2%	58.6%	57.5%
% of FP17s for the same patient ID Re-attending between 3 & 9 months - Adults	2,261	3,879	58.3%	54.1%	51.5%	50.4%
% of FP17s for Band 1 Urgent Courses	289	4,780	6.0%	7.2%	8.0%	9.1%
% of FP17s Relating to Free Repair or Replacements	15	4,780	0.3%	0.9%	0.8%	0.8%
% of FP17s Relating to Continuations	44	4,780	0.9%	1.4%	1.2%	1.3%
% of Patients satisfied with the dentistry they have received	7	8	N/A	93.3%	92.8%	92.7%
% of Patients satisfied with the time they had to wait for an appointment	8	8	N/A	89.9%	89.2%	88.8%

* This is based on patients treated on this contract for their most recent course of treatment. Figures in italics indicate the base number of FP17s or Patient Questionnaire responses are less than 100. N/A is shown where the base number of responses is less than 10 during the period. % is calculated as Quantity/Base number*100

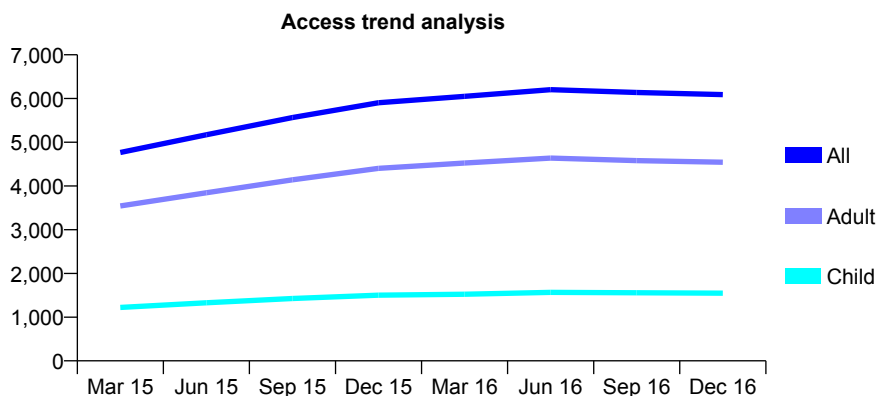
Q60 - Vital Signs At a Glance Contract Report for 153842/0001 - December 2016

Name or company name	P Najran Limited
Contract type name	GDS Contract
Purpose of contract	General
Contract start date	01/07/2014
Contract end date	

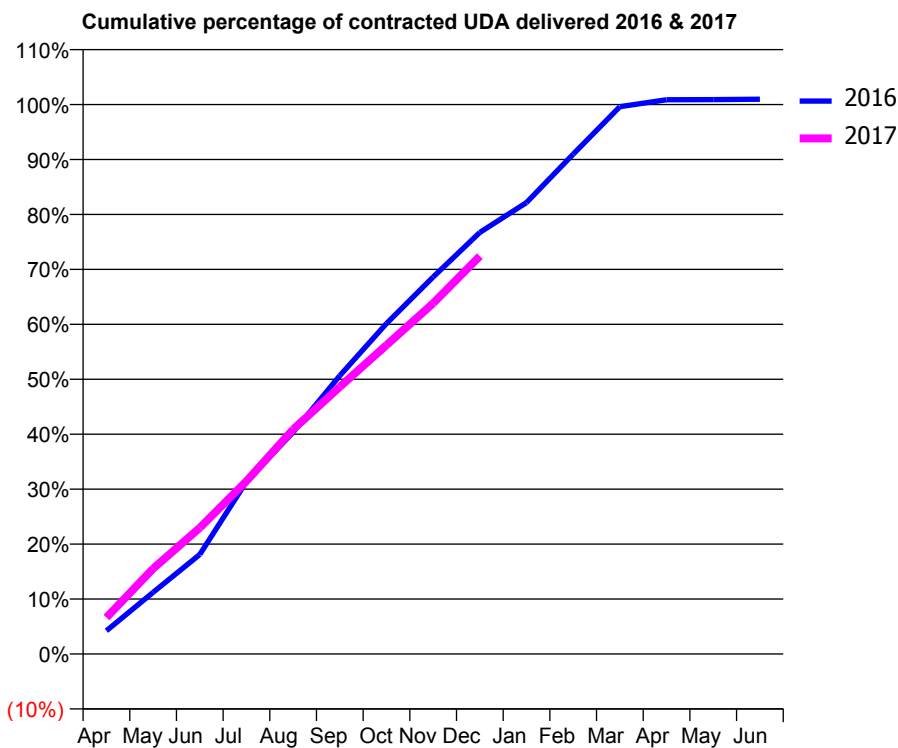
16/17 Contracted general activity (UDA)	19,157
Carry forward general activity (UDA)	-186
16/17 Contracted orthodontic activity (UOA)	0
Carry forward orthodontic activity (UOA)	0
Baseline contract value	£453,584.36

ACCESS*

Patients seen in 24 months	Total	Change since previous quarter
Quarter ending December 2015	5,905	
Quarter ending March 2016	6,049	↑
Quarter ending June 2016	6,203	↑
Quarter ending September 2016	6,139	↓
Quarter ending December 2016	6,089	→
Variance since December 2015	3.1%	↑



ACTIVITY



Month	Adjusted Scheduled Activity (UDA)	
	2016	2017
April	813	1,271
May	2,152	2,976
June	3,471	4,399
July	6,012	6,028
August	7,733	7,833
September	9,706	9,316
October	11,521	10,770
November	13,145	12,229
December	14,699	13,871
January	15,740	
February	17,425	
March	19,083	
April	19,322	
May	19,328	
June	19,343	

QUALITY

	Quantity	Base Number	Contract	AT	Region	England
% of FP17s for the same patient ID Re-attending within 3 months - Children	166	1,856	8.9%	10.5%	12.1%	12.4%
% of FP17s for the same patient ID Re-attending within 3 months - Adults	521	4,808	10.8%	14.2%	15.9%	16.6%
% of FP17s for the same patient ID Re-attending between 3 & 9 months - Children	1,082	1,856	58.3%	59.2%	58.6%	57.5%
% of FP17s for the same patient ID Re-attending between 3 & 9 months - Adults	2,834	4,808	58.9%	54.1%	51.5%	50.4%
% of FP17s for Band 1 Urgent Courses	435	6,463	6.7%	7.2%	8.0%	9.1%
% of FP17s Relating to Free Repair or Replacements	79	6,463	1.2%	0.9%	0.8%	0.8%
% of FP17s Relating to Continuations	77	6,463	1.2%	1.4%	1.2%	1.3%
% of Patients satisfied with the dentistry they have received	7	7	N/A	93.3%	92.8%	92.7%
% of Patients satisfied with the time they had to wait for an appointment	5	7	N/A	89.9%	89.2%	88.8%

* This is based on patients treated on this contract for their most recent course of treatment. Figures in italics indicate the base number of FP17s or Patient Questionnaire responses are less than 100. N/A is shown where the base number of responses is less than 10 during the period. % is calculated as Quantity/Base number*100

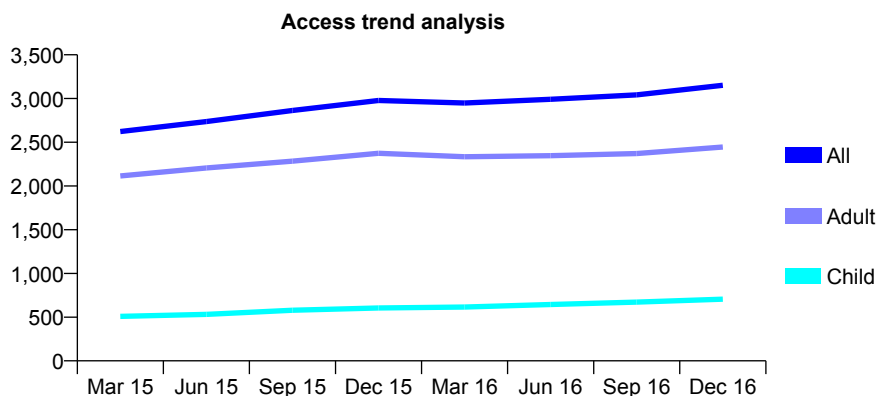
Q60 - Vital Signs At a Glance Contract Report for 154490/0001 - December 2016

Name or company name	Drs Handa and Handa
Contract type name	GDS Contract
Purpose of contract	General
Contract start date	01/08/2013
Contract end date	

16/17 Contracted general activity (UDA)	7,006
Carry forward general activity (UDA)	-17
16/17 Contracted orthodontic activity (UOA)	0
Carry forward orthodontic activity (UOA)	0
Baseline contract value	£133,571.22

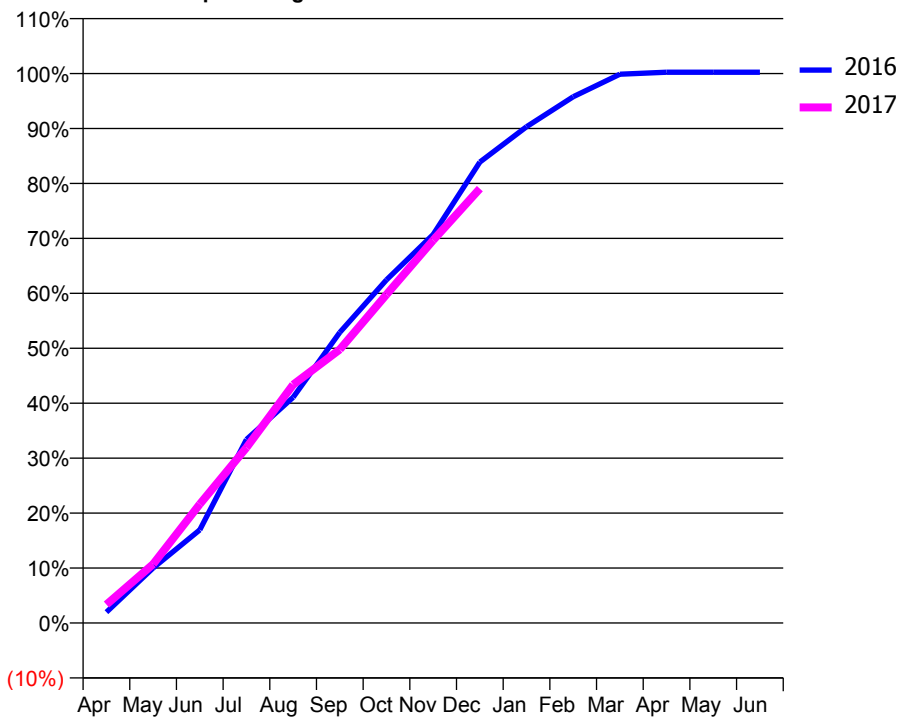
ACCESS*

Patients seen in 24 months	Total	Change since previous quarter
Quarter ending December 2015	2,978	
Quarter ending March 2016	2,949	→
Quarter ending June 2016	2,991	→
Quarter ending September 2016	3,042	→
Quarter ending December 2016	3,152	↑
Variance since December 2015	5.8%	↑



ACTIVITY

Cumulative percentage of contracted UDA delivered 2016 & 2017



Month	Adjusted Scheduled Activity (UDA)	
	2016	2017
April	138	235
May	701	751
June	1,188	1,516
July	2,341	2,237
August	2,878	3,040
September	3,705	3,488
October	4,375	4,188
November	4,953	4,881
December	5,876	5,539
January	6,327	
February	6,710	
March	6,997	
April	7,023	
May	7,023	
June	7,023	

QUALITY

	Quantity	Base Number	Contract	AT	Region	England
% of FP17s for the same patient ID Re-attending within 3 months - Children	55	766	7.2%	10.5%	12.1%	12.4%
% of FP17s for the same patient ID Re-attending within 3 months - Adults	331	2,522	13.1%	14.2%	15.9%	16.6%
% of FP17s for the same patient ID Re-attending between 3 & 9 months - Children	445	766	58.1%	59.2%	58.6%	57.5%
% of FP17s for the same patient ID Re-attending between 3 & 9 months - Adults	1,265	2,522	50.2%	54.1%	51.5%	50.4%
% of FP17s for Band 1 Urgent Courses	239	3,270	7.3%	7.2%	8.0%	9.1%
% of FP17s Relating to Free Repair or Replacements	45	3,270	1.4%	0.9%	0.8%	0.8%
% of FP17s Relating to Continuations	66	3,270	2.0%	1.4%	1.2%	1.3%
% of Patients satisfied with the dentistry they have received	8	8	N/A	93.3%	92.8%	92.7%
% of Patients satisfied with the time they had to wait for an appointment	8	8	N/A	89.9%	89.2%	88.8%

* This is based on patients treated on this contract for their most recent course of treatment. Figures in italics indicate the base number of FP17s or Patient Questionnaire responses are less than 100. N/A is shown where the base number of responses is less than 10 during the period. % is calculated as Quantity/Base number*100

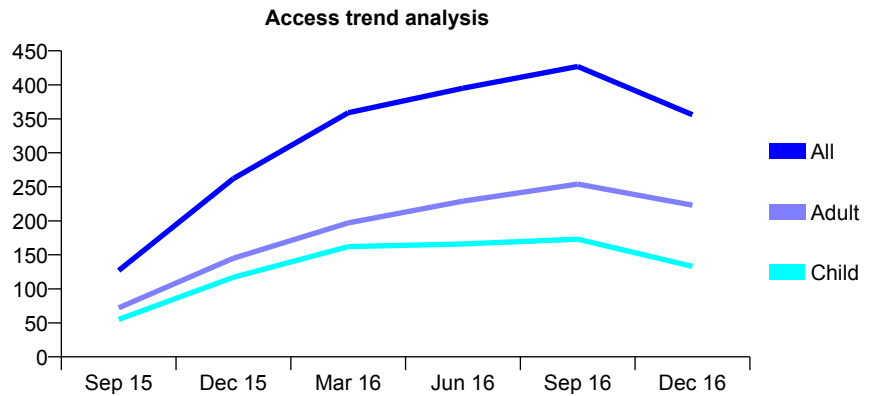
Q60 - Vital Signs At a Glance Contract Report for 155330/0001 - December 2016

Name or company name	NTW-Oasis
Contract type name	GDS Contract
Purpose of contract	General
Contract start date	01/08/2015
Contract end date	31/10/2016

16/17 Contracted general activity (UDA)	954
Carry forward general activity (UDA)	-9
16/17 Contracted orthodontic activity (UOA)	0
Carry forward orthodontic activity (UOA)	0
Baseline contract value	£23,057.82

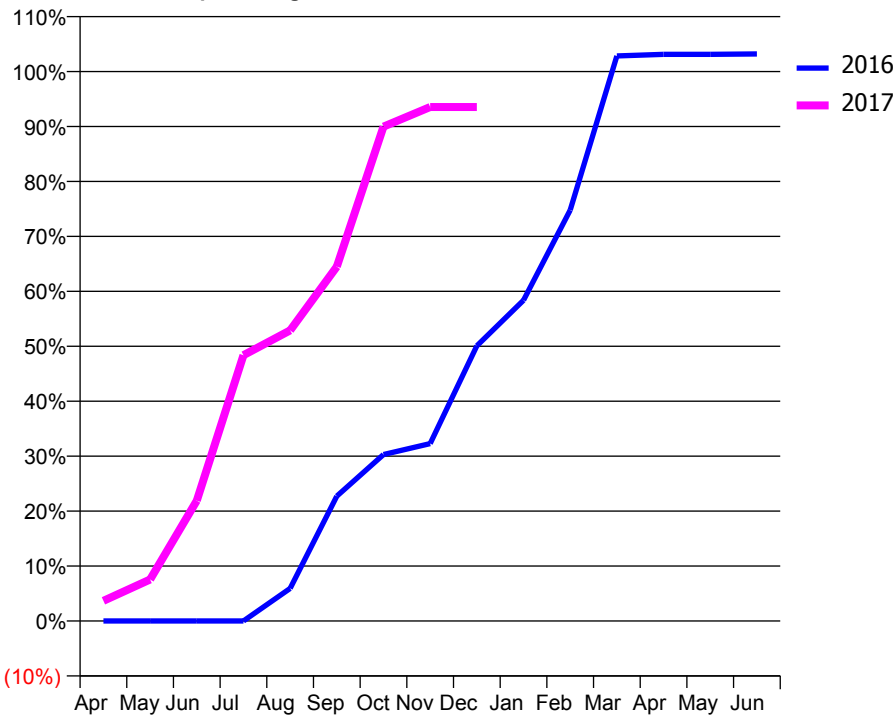
ACCESS*

Patients seen in 24 months	Total	Change since previous quarter
Quarter ending December 2015	262	
Quarter ending March 2016	359	↑
Quarter ending June 2016	395	↑
Quarter ending September 2016	427	↑
Quarter ending December 2016	356	↓
Variance since December 2015	35.9%	↑



ACTIVITY

Cumulative percentage of contracted UDA delivered 2016 & 2017



Month	Adjusted Scheduled Activity (UDA)	
	2016	2017
April	0	35
May	0	72
June	0	209
July	0	462
August	63	505
September	242	615
October	323	858
November	344	892
December	534	892
January	623	
February	798	
March	1,097	
April	1,100	
May	1,100	
June	1,101	

QUALITY

	Quantity	Base Number	Contract	AT	Region	England
% of FP17s for the same patient ID Re-attending within 3 months - Children	7	160	4.4%	10.5%	12.1%	12.4%
% of FP17s for the same patient ID Re-attending within 3 months - Adults	20	224	8.9%	14.2%	15.9%	16.6%
% of FP17s for the same patient ID Re-attending between 3 & 9 months - Children	112	160	70.0%	59.2%	58.6%	57.5%
% of FP17s for the same patient ID Re-attending between 3 & 9 months - Adults	114	224	50.9%	54.1%	51.5%	50.4%
% of FP17s for Band 1 Urgent Courses	7	382	1.8%	7.2%	8.0%	9.1%
% of FP17s Relating to Free Repair or Replacements	0	382	0.0%	0.9%	0.8%	0.8%
% of FP17s Relating to Continuations	4	382	1.0%	1.4%	1.2%	1.3%
% of Patients satisfied with the dentistry they have received	2	2	N/A	93.3%	92.8%	92.7%
% of Patients satisfied with the time they had to wait for an appointment	2	2	N/A	89.9%	89.2%	88.8%

* This is based on patients treated on this contract for their most recent course of treatment. Figures in italics indicate the base number of FP17s or Patient Questionnaire responses are less than 100. N/A is shown where the base number of responses is less than 10 during the period. % is calculated as Quantity/Base number*100

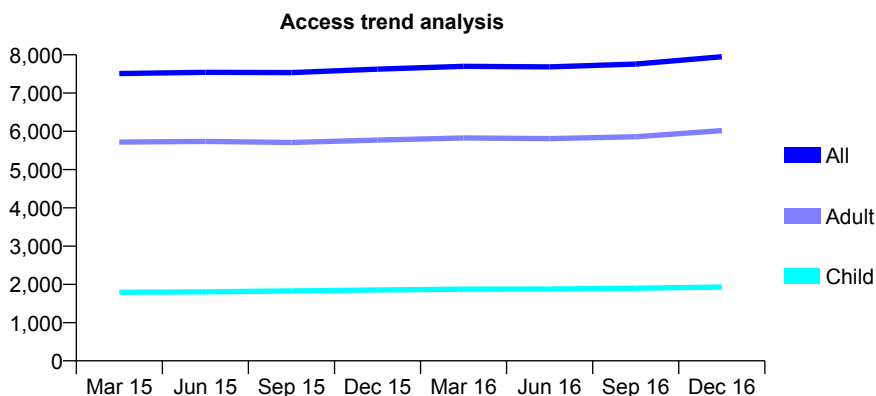
Q60 - Vital Signs At a Glance Contract Report for 157147/0001 - December 2016

Name or company name	Stop the Clock Dental Care Ltd
Contract type name	GDS Contract
Purpose of contract	General
Contract start date	01/02/2010
Contract end date	

16/17 Contracted general activity (UDA)	26,070
Carry forward general activity (UDA)	-78
16/17 Contracted orthodontic activity (UOA)	0
Carry forward orthodontic activity (UOA)	0
Baseline contract value	£633,401.44

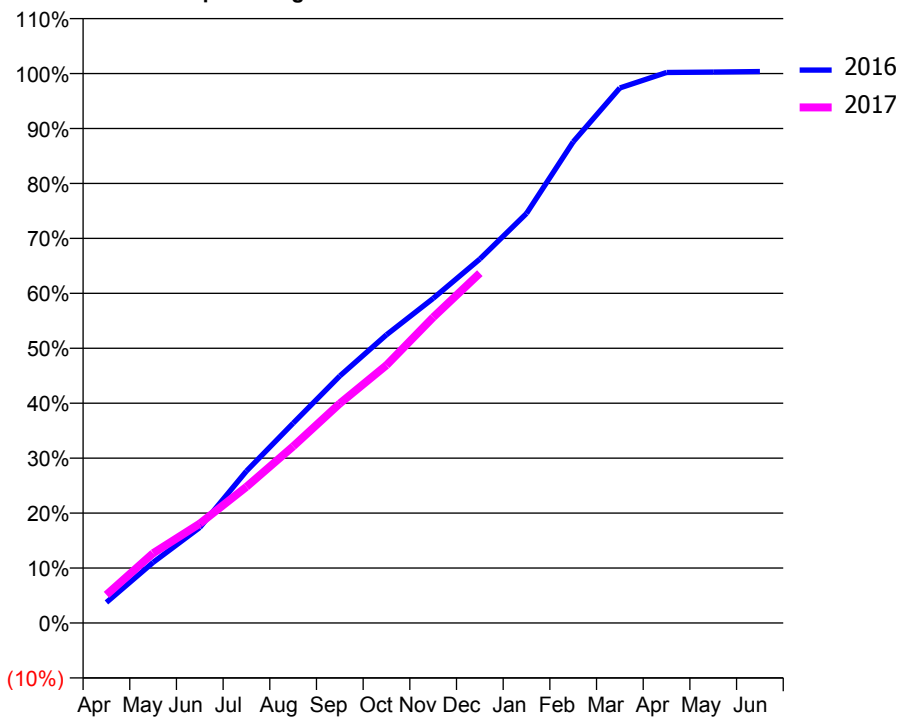
ACCESS*

Patients seen in 24 months	Total	Change since previous quarter
Quarter ending December 2015	7,624	
Quarter ending March 2016	7,699	→
Quarter ending June 2016	7,686	→
Quarter ending September 2016	7,757	→
Quarter ending December 2016	7,948	↑
Variance since December 2015	4.2%	↑



ACTIVITY

Cumulative percentage of contracted UDA delivered 2016 & 2017



Month	Adjusted Scheduled Activity (UDA)	
	2016	2017
April	844	1,340
May	2,491	3,314
June	3,926	4,718
July	6,242	6,462
August	8,207	8,382
September	10,149	10,417
October	11,837	12,234
November	13,336	14,506
December	14,947	16,596
January	16,823	
February	19,762	
March	21,975	
April	22,614	
May	22,628	
June	22,648	

QUALITY

	Quantity	Base Number	Contract	AT	Region	England
% of FP17s for the same patient ID Re-attending within 3 months - Children	200	2,459	8.1%	10.5%	12.1%	12.4%
% of FP17s for the same patient ID Re-attending within 3 months - Adults	1,221	7,622	16.0%	14.2%	15.9%	16.6%
% of FP17s for the same patient ID Re-attending between 3 & 9 months - Children	1,683	2,459	68.4%	59.2%	58.6%	57.5%
% of FP17s for the same patient ID Re-attending between 3 & 9 months - Adults	4,876	7,622	64.0%	54.1%	51.5%	50.4%
% of FP17s for Band 1 Urgent Courses	642	9,663	6.6%	7.2%	8.0%	9.1%
% of FP17s Relating to Free Repair or Replacements	172	9,663	1.8%	0.9%	0.8%	0.8%
% of FP17s Relating to Continuations	143	9,663	1.5%	1.4%	1.2%	1.3%
% of Patients satisfied with the dentistry they have received	19	20	95.0%	93.3%	92.8%	92.7%
% of Patients satisfied with the time they had to wait for an appointment	17	20	85.0%	89.9%	89.2%	88.8%

* This is based on patients treated on this contract for their most recent course of treatment. Figures in italics indicate the base number of FP17s or Patient Questionnaire responses are less than 100. N/A is shown where the base number of responses is less than 10 during the period. % is calculated as Quantity/Base number*100

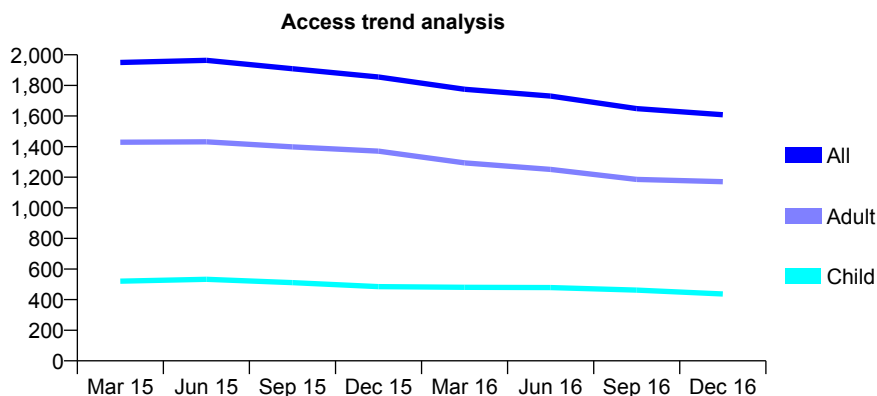
Q60 - Vital Signs At a Glance Contract Report for 159263/0002 - December 2016

Name or company name	Broseley Dental Practice Ltd
Contract type name	GDS Contract
Purpose of contract	General
Contract start date	01/07/2009
Contract end date	

16/17 Contracted general activity (UDA)	5,619
Carry forward general activity (UDA)	0
16/17 Contracted orthodontic activity (UOA)	0
Carry forward orthodontic activity (UOA)	0
Baseline contract value	£147,509.54

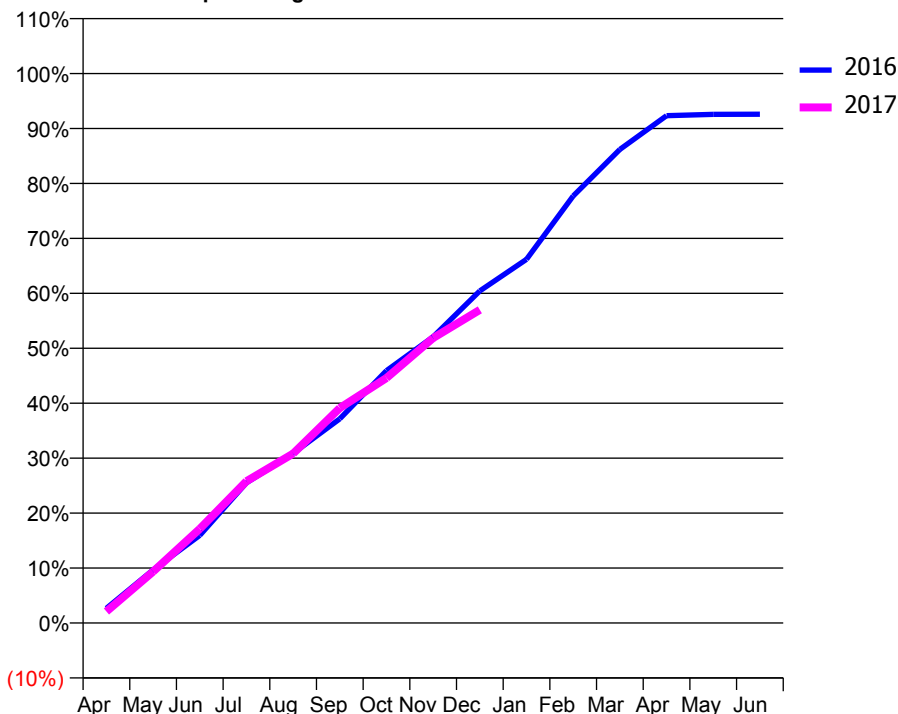
ACCESS*

Patients seen in 24 months	Total	Change since previous quarter
Quarter ending December 2015	1,855	
Quarter ending March 2016	1,775	↓
Quarter ending June 2016	1,730	↓
Quarter ending September 2016	1,648	↓
Quarter ending December 2016	1,608	↓
Variance since December 2015	(13.3%)	↓



ACTIVITY

Cumulative percentage of contracted UDA delivered 2016 & 2017



Adjusted Scheduled Activity (UDA)

Month	2016	2017
April	150	118
May	544	526
June	896	963
July	1,433	1,450
August	1,735	1,732
September	2,088	2,199
October	2,580	2,505
November	2,926	2,915
December	3,396	3,202
January	3,720	
February	4,367	
March	4,843	
April	5,188	
May	5,202	
June	5,203	

QUALITY

	Quantity	Base Number	Contract	AT	Region	England
% of FP17s for the same patient ID Re-attending within 3 months - Children	57	540	10.6%	10.5%	12.1%	12.4%
% of FP17s for the same patient ID Re-attending within 3 months - Adults	160	1,235	13.0%	14.2%	15.9%	16.6%
% of FP17s for the same patient ID Re-attending between 3 & 9 months - Children	374	540	69.3%	59.2%	58.6%	57.5%
% of FP17s for the same patient ID Re-attending between 3 & 9 months - Adults	831	1,235	67.3%	54.1%	51.5%	50.4%
% of FP17s for Band 1 Urgent Courses	146	1,639	8.9%	7.2%	8.0%	9.1%
% of FP17s Relating to Free Repair or Replacements	7	1,639	0.4%	0.9%	0.8%	0.8%
% of FP17s Relating to Continuations	8	1,639	0.5%	1.4%	1.2%	1.3%
% of Patients satisfied with the dentistry they have received	3	3	N/A	93.3%	92.8%	92.7%
% of Patients satisfied with the time they had to wait for an appointment	3	3	N/A	89.9%	89.2%	88.8%

* This is based on patients treated on this contract for their most recent course of treatment. Figures in italics indicate the base number of FP17s or Patient Questionnaire responses are less than 100. N/A is shown where the base number of responses is less than 10 during the period. % is calculated as Quantity/Base number*100

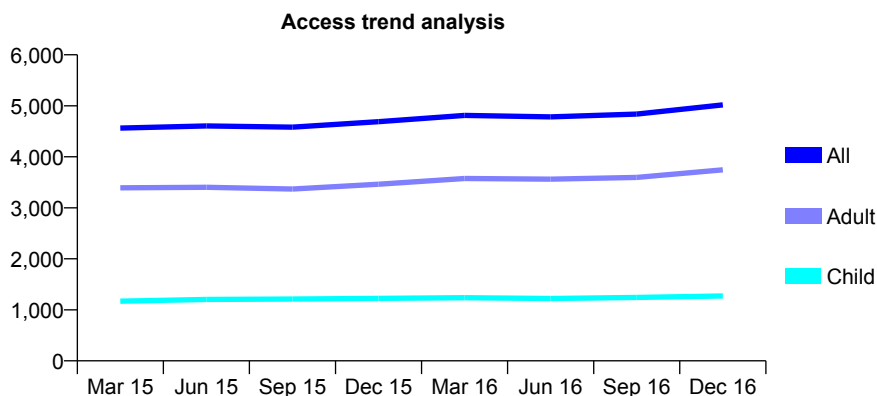
Q60 - Vital Signs At a Glance Contract Report for 159441/0001 - December 2016

Name or company name	DentalPerfection@Branston
Contract type name	GDS Contract
Purpose of contract	General
Contract start date	28/01/2011
Contract end date	

16/17 Contracted general activity (UDA)	15,786
Carry forward general activity (UDA)	24
16/17 Contracted orthodontic activity (UOA)	0
Carry forward orthodontic activity (UOA)	0
Baseline contract value	£365,370.21

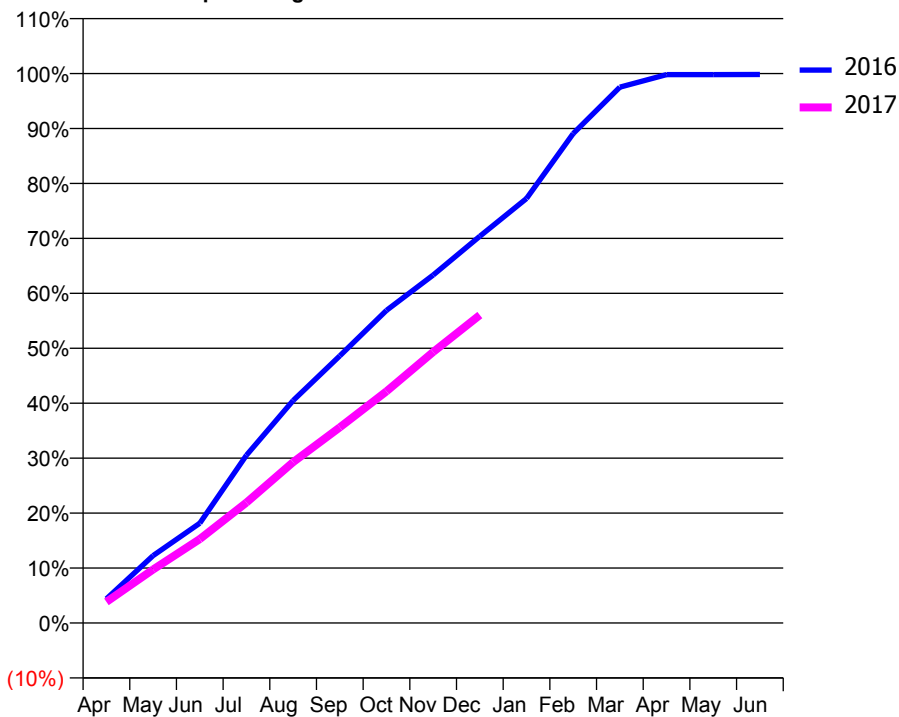
ACCESS*

Patients seen in 24 months	Total	Change since previous quarter
Quarter ending December 2015	4,688	
Quarter ending March 2016	4,813	↑
Quarter ending June 2016	4,784	→
Quarter ending September 2016	4,839	→
Quarter ending December 2016	5,018	↑
Variance since December 2015	7.0%	↑



ACTIVITY

Cumulative percentage of contracted UDA delivered 2016 & 2017



Month	Adjusted Scheduled Activity (UDA)	
	2016	2017
April	557	606
May	1,555	1,538
June	2,303	2,410
July	3,871	3,462
August	5,131	4,624
September	6,162	5,621
October	7,212	6,657
November	8,028	7,788
December	8,923	8,847
January	9,792	
February	11,292	
March	12,360	
April	12,649	
May	12,649	
June	12,652	

QUALITY

	Quantity	Base Number	Contract	AT	Region	England
% of FP17s for the same patient ID Re-attending within 3 months - Children	59	1,257	4.7%	10.5%	12.1%	12.4%
% of FP17s for the same patient ID Re-attending within 3 months - Adults	370	3,337	11.1%	14.2%	15.9%	16.6%
% of FP17s for the same patient ID Re-attending between 3 & 9 months - Children	638	1,257	50.8%	59.2%	58.6%	57.5%
% of FP17s for the same patient ID Re-attending between 3 & 9 months - Adults	1,482	3,337	44.4%	54.1%	51.5%	50.4%
% of FP17s for Band 1 Urgent Courses	166	4,453	3.7%	7.2%	8.0%	9.1%
% of FP17s Relating to Free Repair or Replacements	4	4,453	0.1%	0.9%	0.8%	0.8%
% of FP17s Relating to Continuations	102	4,453	2.3%	1.4%	1.2%	1.3%
% of Patients satisfied with the dentistry they have received	5	5	N/A	93.3%	92.8%	92.7%
% of Patients satisfied with the time they had to wait for an appointment	5	5	N/A	89.9%	89.2%	88.8%

* This is based on patients treated on this contract for their most recent course of treatment. Figures in italics indicate the base number of FP17s or Patient Questionnaire responses are less than 100. N/A is shown where the base number of responses is less than 10 during the period. % is calculated as Quantity/Base number*100

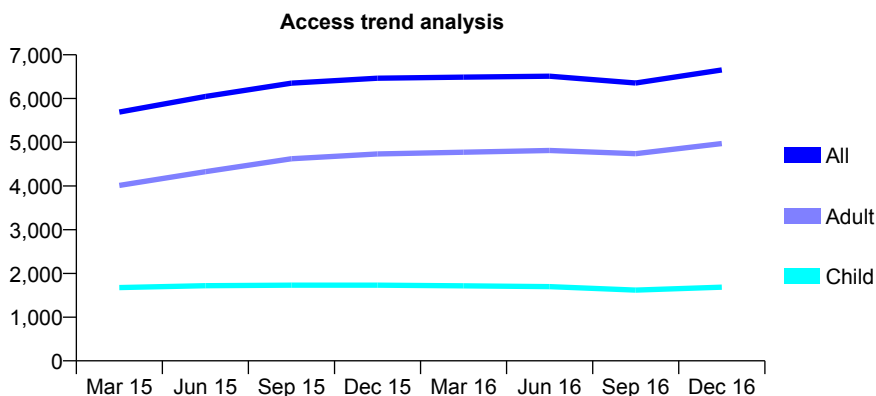
Q60 - Vital Signs At a Glance Contract Report for 161799/0001 - December 2016

Name or company name	Lyme Dental Practice
Contract type name	GDS Contract
Purpose of contract	General
Contract start date	21/10/2013
Contract end date	

16/17 Contracted general activity (UDA)	19,000
Carry forward general activity (UDA)	0
16/17 Contracted orthodontic activity (UOA)	0
Carry forward orthodontic activity (UOA)	0
Baseline contract value	£430,085.13

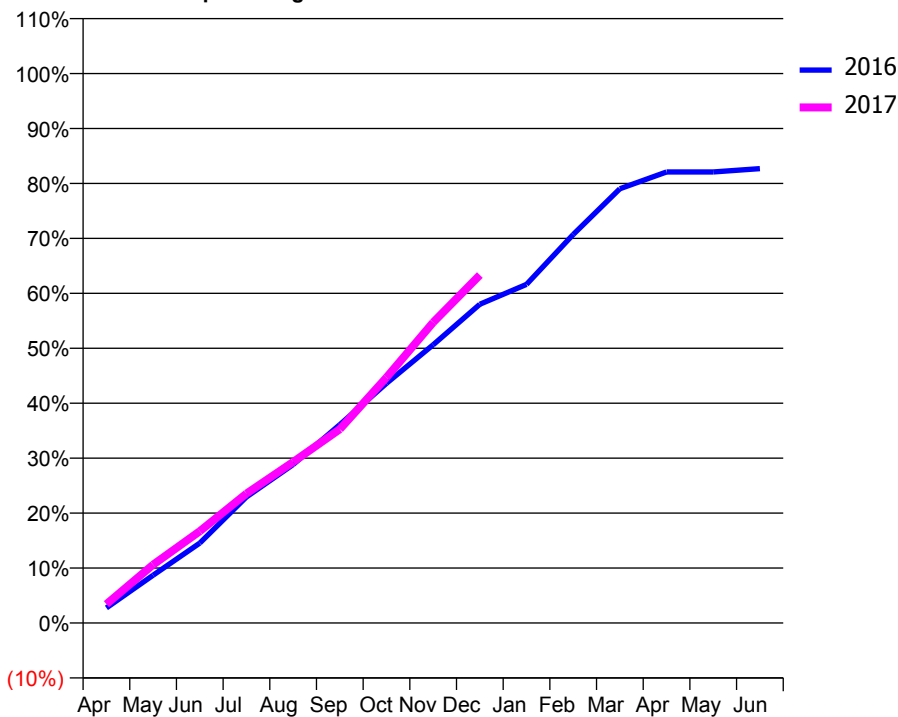
ACCESS*

Patients seen in 24 months	Total	Change since previous quarter
Quarter ending December 2015	6,464	
Quarter ending March 2016	6,488	→
Quarter ending June 2016	6,511	→
Quarter ending September 2016	6,356	↓
Quarter ending December 2016	6,654	↑
Variance since December 2015	2.9%	↑



ACTIVITY

Cumulative percentage of contracted UDA delivered 2016 & 2017



Month	Adjusted Scheduled Activity (UDA)	
	2016	2017
April	525	655
May	1,652	2,018
June	2,765	3,176
July	4,360	4,475
August	5,482	5,569
September	6,856	6,704
October	8,288	8,489
November	9,618	10,396
December	11,024	12,032
January	11,711	
February	13,435	
March	15,014	
April	15,594	
May	15,595	
June	15,712	

QUALITY

	Quantity	Base Number	Contract	AT	Region	England
% of FP17s for the same patient ID Re-attending within 3 months - Children	114	1,879	6.1%	10.5%	12.1%	12.4%
% of FP17s for the same patient ID Re-attending within 3 months - Adults	649	5,347	12.1%	14.2%	15.9%	16.6%
% of FP17s for the same patient ID Re-attending between 3 & 9 months - Children	1,105	1,879	58.8%	59.2%	58.6%	57.5%
% of FP17s for the same patient ID Re-attending between 3 & 9 months - Adults	3,016	5,347	56.4%	54.1%	51.5%	50.4%
% of FP17s for Band 1 Urgent Courses	226	6,826	3.3%	7.2%	8.0%	9.1%
% of FP17s Relating to Free Repair or Replacements	14	6,826	0.2%	0.9%	0.8%	0.8%
% of FP17s Relating to Continuations	169	6,826	2.5%	1.4%	1.2%	1.3%
% of Patients satisfied with the dentistry they have received	17	17	100.0%	93.3%	92.8%	92.7%
% of Patients satisfied with the time they had to wait for an appointment	15	17	88.2%	89.9%	89.2%	88.8%

* This is based on patients treated on this contract for their most recent course of treatment. Figures in italics indicate the base number of FP17s or Patient Questionnaire responses are less than 100. N/A is shown where the base number of responses is less than 10 during the period. % is calculated as Quantity/Base number*100

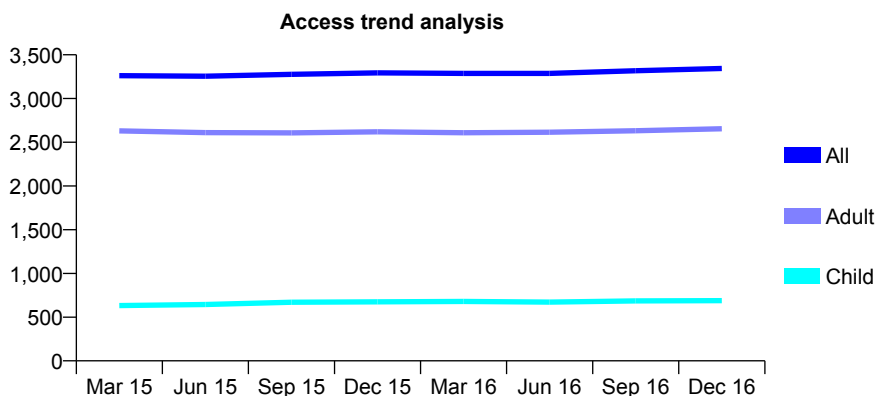
Q60 - Vital Signs At a Glance Contract Report for 162094/0001 - December 2016

Name or company name	The Dental Surgery
Contract type name	GDS Contract
Purpose of contract	General
Contract start date	01/10/2009
Contract end date	

16/17 Contracted general activity (UDA)	10,964
Carry forward general activity (UDA)	-54
16/17 Contracted orthodontic activity (UOA)	0
Carry forward orthodontic activity (UOA)	0
Baseline contract value	£184,364.72

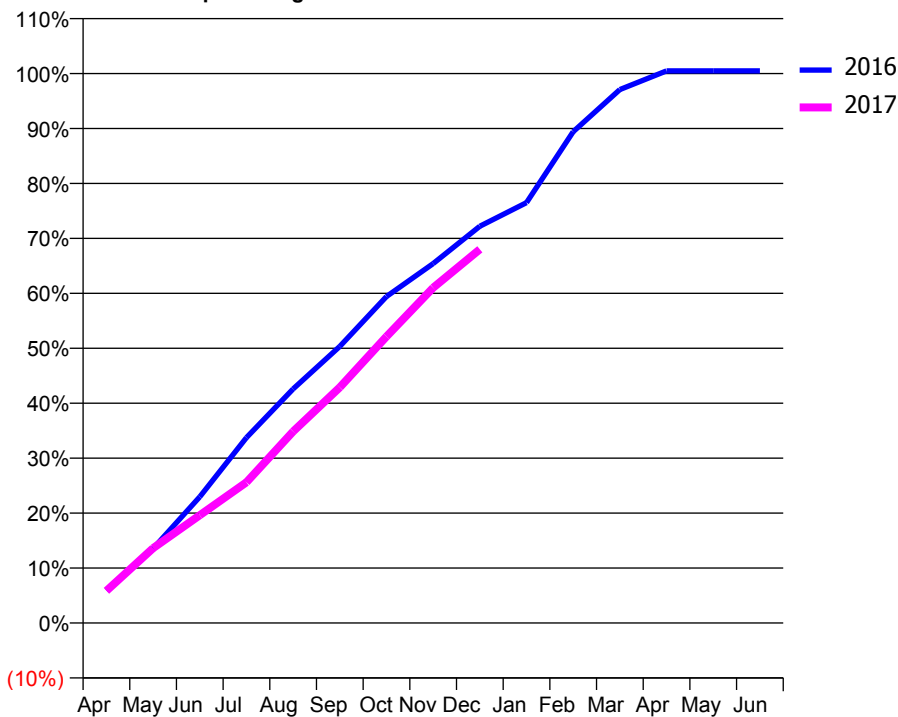
ACCESS*

Patients seen in 24 months	Total	Change since previous quarter
Quarter ending December 2015	3,294	
Quarter ending March 2016	3,288	→
Quarter ending June 2016	3,287	→
Quarter ending September 2016	3,317	→
Quarter ending December 2016	3,343	→
Variance since December 2015	1.5%	→



ACTIVITY

Cumulative percentage of contracted UDA delivered 2016 & 2017



Month	Adjusted Scheduled Activity (UDA)	
	2016	2017
April	649	642
May	1,485	1,494
June	2,517	2,150
July	3,700	2,807
August	4,671	3,823
September	5,521	4,702
October	6,514	5,715
November	7,171	6,691
December	7,918	7,455
January	8,388	
February	9,802	
March	10,645	
April	11,018	
May	11,018	
June	11,018	

QUALITY

	Quantity	Base Number	Contract	AT	Region	England
% of FP17s for the same patient ID Re-attending within 3 months - Children	13	582	2.2%	10.5%	12.1%	12.4%
% of FP17s for the same patient ID Re-attending within 3 months - Adults	168	2,245	7.5%	14.2%	15.9%	16.6%
% of FP17s for the same patient ID Re-attending between 3 & 9 months - Children	200	582	34.4%	59.2%	58.6%	57.5%
% of FP17s for the same patient ID Re-attending between 3 & 9 months - Adults	1,066	2,245	47.5%	54.1%	51.5%	50.4%
% of FP17s for Band 1 Urgent Courses	111	2,682	4.1%	7.2%	8.0%	9.1%
% of FP17s Relating to Free Repair or Replacements	54	2,682	2.0%	0.9%	0.8%	0.8%
% of FP17s Relating to Continuations	12	2,682	0.4%	1.4%	1.2%	1.3%
% of Patients satisfied with the dentistry they have received	20	20	100.0%	93.3%	92.8%	92.7%
% of Patients satisfied with the time they had to wait for an appointment	18	20	90.0%	89.9%	89.2%	88.8%

* This is based on patients treated on this contract for their most recent course of treatment. Figures in italics indicate the base number of FP17s or Patient Questionnaire responses are less than 100. N/A is shown where the base number of responses is less than 10 during the period. % is calculated as Quantity/Base number*100

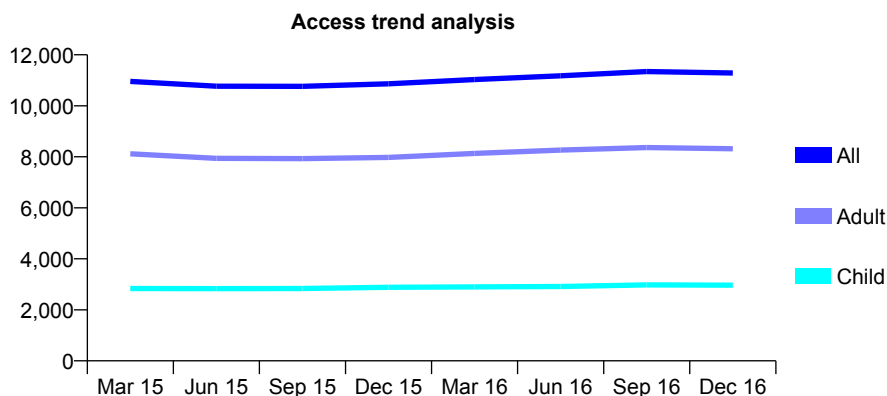
Q60 - Vital Signs At a Glance Contract Report for 162671/0001 - December 2016

Name or company name	Smallthorne Family Dental Centre
Contract type name	GDS Contract
Purpose of contract	General
Contract start date	01/04/2012
Contract end date	

16/17 Contracted general activity (UDA)	31,552
Carry forward general activity (UDA)	906
16/17 Contracted orthodontic activity (UOA)	0
Carry forward orthodontic activity (UOA)	0
Baseline contract value	£907,601.28

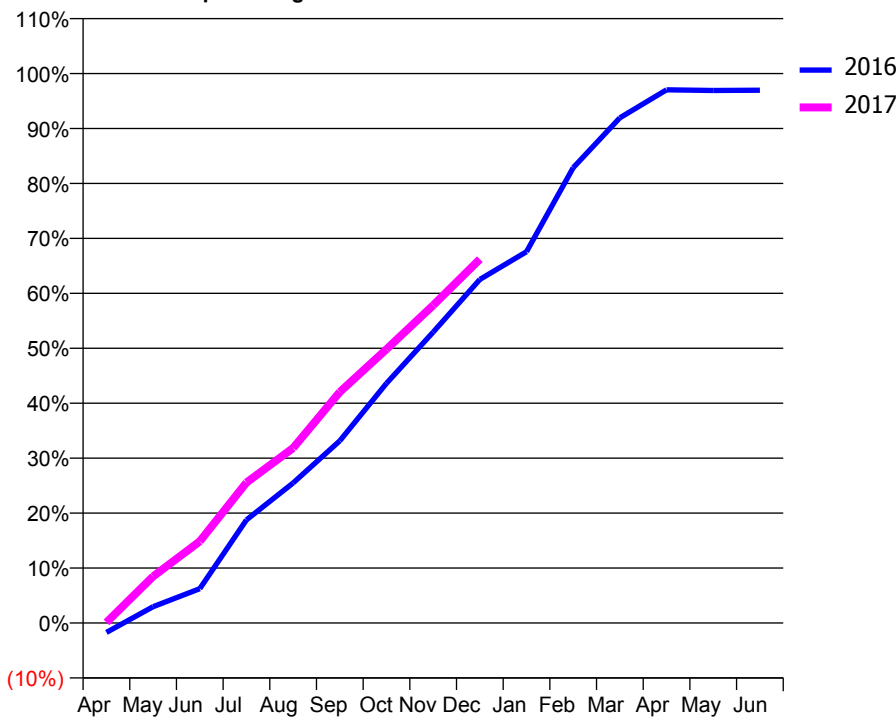
ACCESS*

Patients seen in 24 months	Total	Change since previous quarter
Quarter ending December 2015	10,861	
Quarter ending March 2016	11,032	→
Quarter ending June 2016	11,177	→
Quarter ending September 2016	11,343	→
Quarter ending December 2016	11,285	→
Variance since December 2015	3.9%	↑



ACTIVITY

Cumulative percentage of contracted UDA delivered 2016 & 2017



Month	Adjusted Scheduled Activity (UDA)	
	2016	2017
April	-516	35
May	883	2,679
June	1,860	4,690
July	5,583	8,065
August	7,582	10,052
September	9,865	13,266
October	12,978	15,726
November	15,751	18,242
December	18,600	20,892
January	20,103	
February	24,649	
March	27,349	
April	28,866	
May	28,832	
June	28,846	

QUALITY

	Quantity	Base Number	Contract	AT	Region	England
% of FP17s for the same patient ID Re-attending within 3 months - Children	241	3,040	7.9%	10.5%	12.1%	12.4%
% of FP17s for the same patient ID Re-attending within 3 months - Adults	1,083	7,934	13.7%	14.2%	15.9%	16.6%
% of FP17s for the same patient ID Re-attending between 3 & 9 months - Children	1,550	3,040	51.0%	59.2%	58.6%	57.5%
% of FP17s for the same patient ID Re-attending between 3 & 9 months - Adults	3,752	7,934	47.3%	54.1%	51.5%	50.4%
% of FP17s for Band 1 Urgent Courses	472	10,299	4.6%	7.2%	8.0%	9.1%
% of FP17s Relating to Free Repair or Replacements	161	10,299	1.6%	0.9%	0.8%	0.8%
% of FP17s Relating to Continuations	78	10,299	0.8%	1.4%	1.2%	1.3%
% of Patients satisfied with the dentistry they have received	15	16	93.8%	93.3%	92.8%	92.7%
% of Patients satisfied with the time they had to wait for an appointment	15	16	93.8%	89.9%	89.2%	88.8%

* This is based on patients treated on this contract for their most recent course of treatment. Figures in italics indicate the base number of FP17s or Patient Questionnaire responses are less than 100. N/A is shown where the base number of responses is less than 10 during the period. % is calculated as Quantity/Base number*100

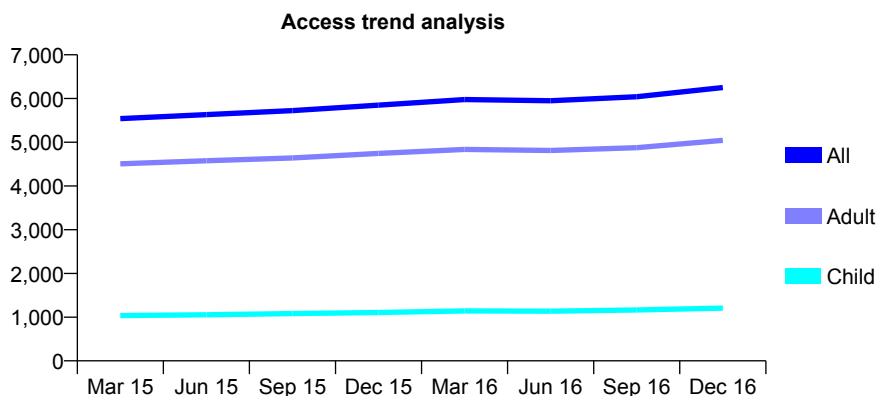
Q60 - Vital Signs At a Glance Contract Report for 165581/0001 - December 2016

Name or company name	Meir Health Dental Surgery
Contract type name	GDS Contract
Purpose of contract	General
Contract start date	01/04/2010
Contract end date	

16/17 Contracted general activity (UDA)	17,250
Carry forward general activity (UDA)	361
16/17 Contracted orthodontic activity (UOA)	0
Carry forward orthodontic activity (UOA)	0
Baseline contract value	£452,088.05

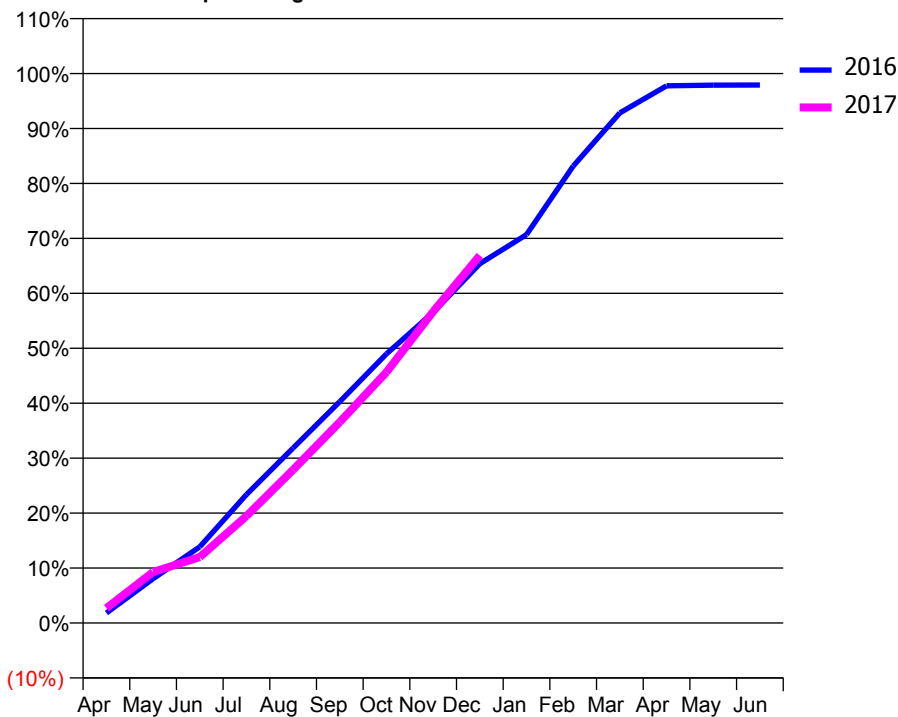
ACCESS*

Patients seen in 24 months	Total	Change since previous quarter
Quarter ending December 2015	5,848	
Quarter ending March 2016	5,978	↑
Quarter ending June 2016	5,948	→
Quarter ending September 2016	6,040	→
Quarter ending December 2016	6,250	↑
Variance since December 2015	6.9%	↑



ACTIVITY

Cumulative percentage of contracted UDA delivered 2016 & 2017



Month	Adjusted Scheduled Activity (UDA)	
	2016	2017
April	317	465
May	1,391	1,601
June	2,391	2,072
July	4,034	3,358
August	5,496	4,812
September	6,952	6,309
October	8,448	7,878
November	9,753	9,775
December	11,281	11,539
January	12,190	
February	14,342	
March	16,013	
April	16,863	
May	16,885	
June	16,889	

QUALITY

	Quantity	Base Number	Contract	AT	Region	England
% of FP17s for the same patient ID Re-attending within 3 months - Children	74	1,339	5.5%	10.5%	12.1%	12.4%
% of FP17s for the same patient ID Re-attending within 3 months - Adults	631	5,593	11.3%	14.2%	15.9%	16.6%
% of FP17s for the same patient ID Re-attending between 3 & 9 months - Children	739	1,339	55.2%	59.2%	58.6%	57.5%
% of FP17s for the same patient ID Re-attending between 3 & 9 months - Adults	3,427	5,593	61.3%	54.1%	51.5%	50.4%
% of FP17s for Band 1 Urgent Courses	414	6,511	6.4%	7.2%	8.0%	9.1%
% of FP17s Relating to Free Repair or Replacements	37	6,511	0.6%	0.9%	0.8%	0.8%
% of FP17s Relating to Continuations	41	6,511	0.6%	1.4%	1.2%	1.3%
% of Patients satisfied with the dentistry they have received	8	10	80.0%	93.3%	92.8%	92.7%
% of Patients satisfied with the time they had to wait for an appointment	9	10	90.0%	89.9%	89.2%	88.8%

* This is based on patients treated on this contract for their most recent course of treatment. Figures in italics indicate the base number of FP17s or Patient Questionnaire responses are less than 100. N/A is shown where the base number of responses is less than 10 during the period. % is calculated as Quantity/Base number*100

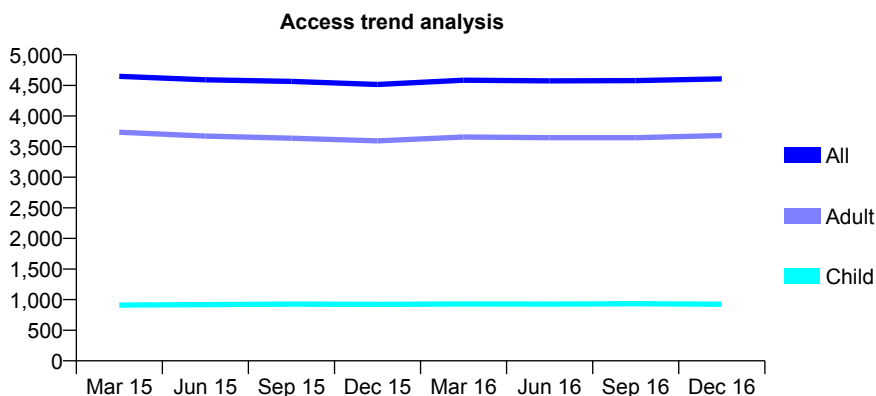
Q60 - Vital Signs At a Glance Contract Report for 165832/0001 - December 2016

Name or company name	Dam Street Dental Practice
Contract type name	GDS Contract
Purpose of contract	General
Contract start date	16/05/2012
Contract end date	

16/17 Contracted general activity (UDA)	12,210
Carry forward general activity (UDA)	0
16/17 Contracted orthodontic activity (UOA)	0
Carry forward orthodontic activity (UOA)	0
Baseline contract value	£311,248.78

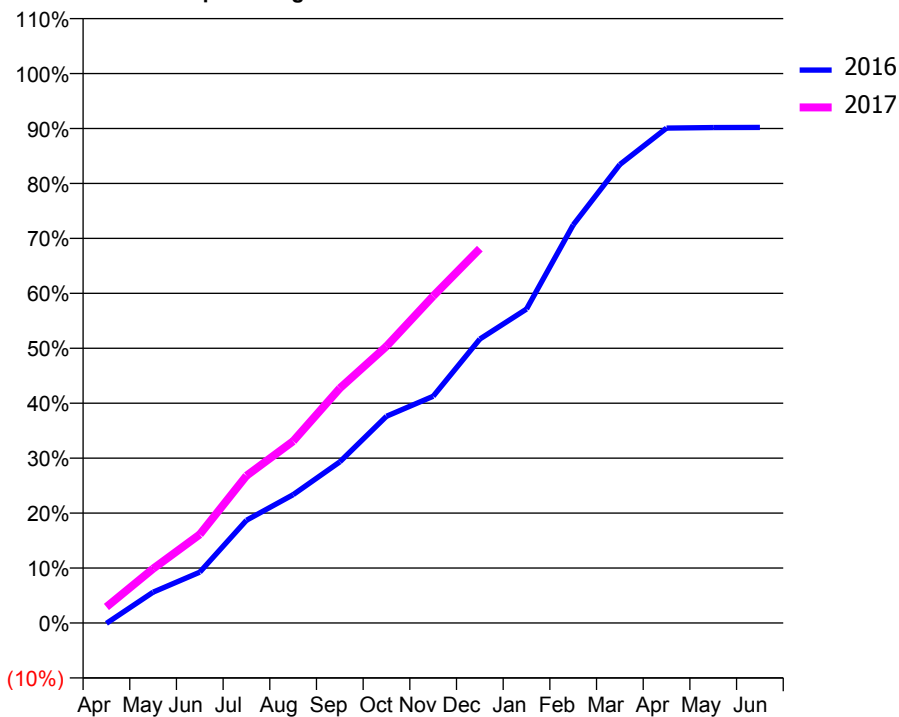
ACCESS*

Patients seen in 24 months	Total	Change since previous quarter
Quarter ending December 2015	4,516	
Quarter ending March 2016	4,585	→
Quarter ending June 2016	4,574	→
Quarter ending September 2016	4,579	→
Quarter ending December 2016	4,606	→
Variance since December 2015	2.0%	→



ACTIVITY

Cumulative percentage of contracted UDA delivered 2016 & 2017



Month	Adjusted Scheduled Activity (UDA)	
	2016	2017
April	-10	358
May	685	1,206
June	1,132	1,969
July	2,282	3,273
August	2,853	4,040
September	3,582	5,216
October	4,593	6,150
November	5,039	7,264
December	6,311	8,320
January	6,978	
February	8,847	
March	10,188	
April	10,998	
May	11,009	
June	11,011	

QUALITY

	Quantity	Base Number	Contract	AT	Region	England
% of FP17s for the same patient ID Re-attending within 3 months - Children	97	856	11.3%	10.5%	12.1%	12.4%
% of FP17s for the same patient ID Re-attending within 3 months - Adults	828	3,676	22.5%	14.2%	15.9%	16.6%
% of FP17s for the same patient ID Re-attending between 3 & 9 months - Children	351	856	41.0%	59.2%	58.6%	57.5%
% of FP17s for the same patient ID Re-attending between 3 & 9 months - Adults	1,485	3,676	40.4%	54.1%	51.5%	50.4%
% of FP17s for Band 1 Urgent Courses	355	3,819	9.3%	7.2%	8.0%	9.1%
% of FP17s Relating to Free Repair or Replacements	67	3,819	1.8%	0.9%	0.8%	0.8%
% of FP17s Relating to Continuations	81	3,819	2.1%	1.4%	1.2%	1.3%
% of Patients satisfied with the dentistry they have received	13	15	86.7%	93.3%	92.8%	92.7%
% of Patients satisfied with the time they had to wait for an appointment	14	15	93.3%	89.9%	89.2%	88.8%

* This is based on patients treated on this contract for their most recent course of treatment. Figures in italics indicate the base number of FP17s or Patient Questionnaire responses are less than 100. N/A is shown where the base number of responses is less than 10 during the period. % is calculated as Quantity/Base number*100

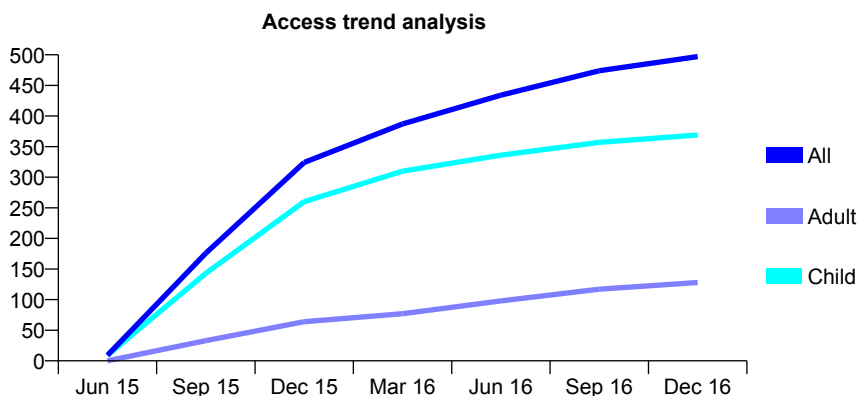
Q60 - Vital Signs At a Glance Contract Report for 166219/0001 - December 2016

Name or company name	Grocott and Vlok
Contract type name	GDS Contract
Purpose of contract	General
Contract start date	18/05/2015
Contract end date	

16/17 Contracted general activity (UDA)	1,471
Carry forward general activity (UDA)	0
16/17 Contracted orthodontic activity (UOA)	0
Carry forward orthodontic activity (UOA)	0
Baseline contract value	£39,350.50

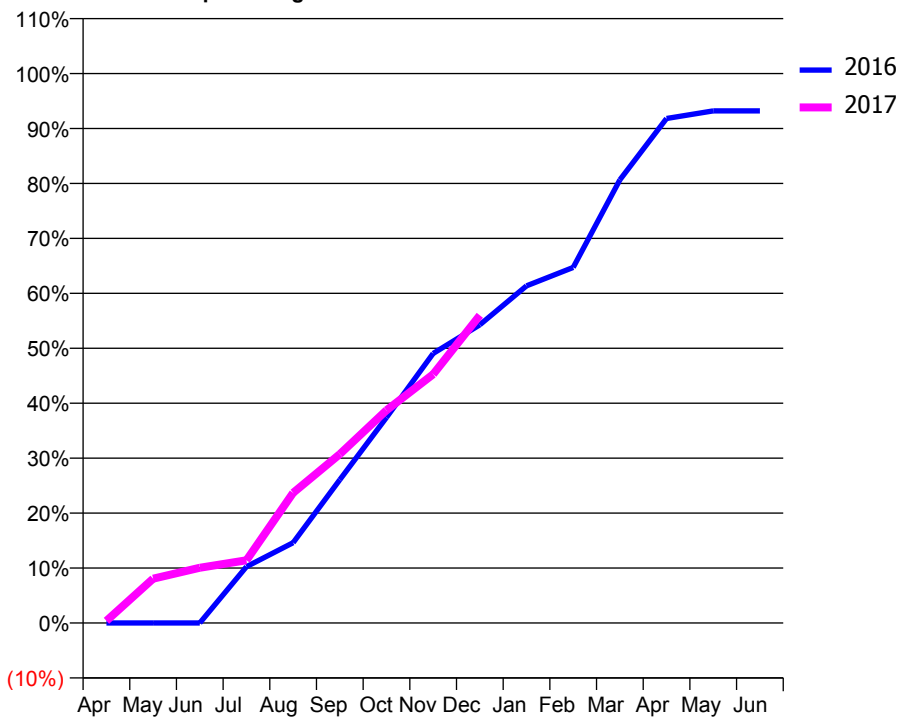
ACCESS*

Patients seen in 24 months	Total	Change since previous quarter
Quarter ending December 2015	324	
Quarter ending March 2016	387	↑
Quarter ending June 2016	434	↑
Quarter ending September 2016	474	↑
Quarter ending December 2016	497	↑
Variance since December 2015	53.4%	↑



ACTIVITY

Cumulative percentage of contracted UDA delivered 2016 & 2017



Month	Adjusted Scheduled Activity (UDA)	
	2016	2017
April	0	6
May	0	119
June	0	148
July	134	168
August	191	349
September	340	452
October	489	570
November	641	666
December	709	824
January	801	
February	845	
March	1,053	
April	1,199	
May	1,217	
June	1,217	

QUALITY

	Quantity	Base Number	Contract	AT	Region	England
% of FP17s for the same patient ID Re-attending within 3 months - Children	30	398	7.5%	10.5%	12.1%	12.4%
% of FP17s for the same patient ID Re-attending within 3 months - Adults	21	103	20.4%	14.2%	15.9%	16.6%
% of FP17s for the same patient ID Re-attending between 3 & 9 months - Children	205	398	51.5%	59.2%	58.6%	57.5%
% of FP17s for the same patient ID Re-attending between 3 & 9 months - Adults	45	103	43.7%	54.1%	51.5%	50.4%
% of FP17s for Band 1 Urgent Courses	18	433	4.2%	7.2%	8.0%	9.1%
% of FP17s Relating to Free Repair or Replacements	0	433	0.0%	0.9%	0.8%	0.8%
% of FP17s Relating to Continuations	0	433	0.0%	1.4%	1.2%	1.3%
% of Patients satisfied with the dentistry they have received	0	0	N/A	93.3%	92.8%	92.7%
% of Patients satisfied with the time they had to wait for an appointment	0	0	N/A	89.9%	89.2%	88.8%

* This is based on patients treated on this contract for their most recent course of treatment. Figures in italics indicate the base number of FP17s or Patient Questionnaire responses are less than 100. N/A is shown where the base number of responses is less than 10 during the period. % is calculated as Quantity/Base number*100

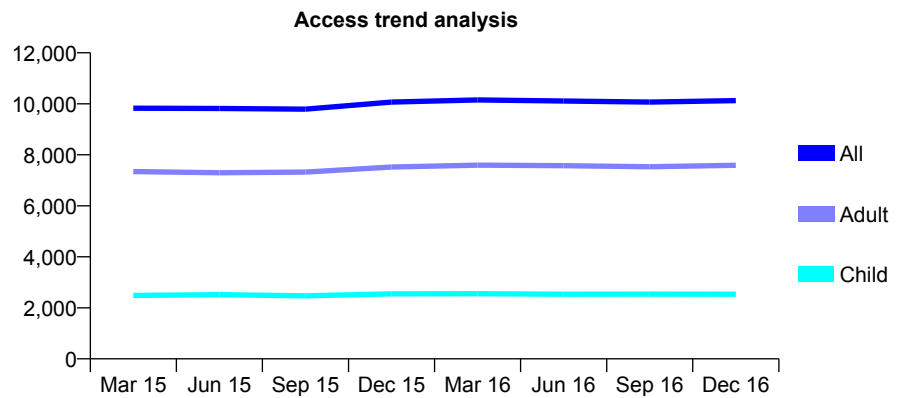
Q60 - Vital Signs At a Glance Contract Report for 168971/0001 - December 2016

Name or company name	Blurton Dental Centre
Contract type name	GDS Contract
Purpose of contract	General
Contract start date	01/04/2012
Contract end date	

16/17 Contracted general activity (UDA)	28,918
Carry forward general activity (UDA)	-25
16/17 Contracted orthodontic activity (UOA)	0
Carry forward orthodontic activity (UOA)	0
Baseline contract value	£739,738.29

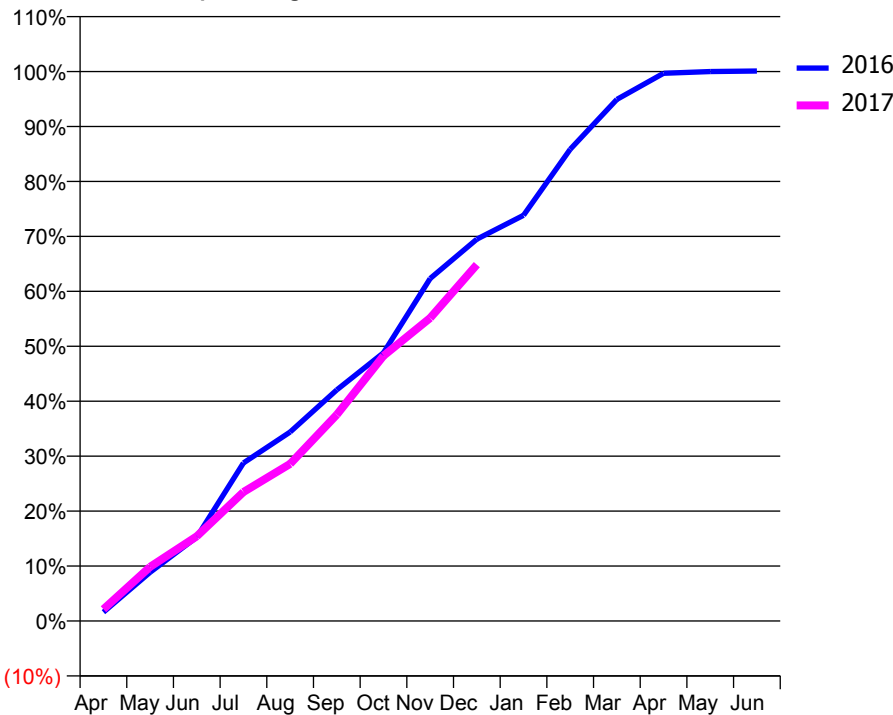
ACCESS*

Patients seen in 24 months	Total	Change since previous quarter
Quarter ending December 2015	10,070	
Quarter ending March 2016	10,150	→
Quarter ending June 2016	10,111	→
Quarter ending September 2016	10,066	→
Quarter ending December 2016	10,123	→
Variance since December 2015	0.5%	→



ACTIVITY

Cumulative percentage of contracted UDA delivered 2016 & 2017



Month	Adjusted Scheduled Activity (UDA)	
	2016	2017
April	466	619
May	2,563	2,852
June	4,416	4,457
July	8,319	6,789
August	9,947	8,270
September	12,165	10,862
October	14,114	13,952
November	18,022	15,947
December	20,092	18,754
January	21,352	
February	24,828	
March	27,450	
April	28,821	
May	28,915	
June	28,943	

QUALITY

	Quantity	Base Number	Contract	AT	Region	England
% of FP17s for the same patient ID Re-attending within 3 months - Children	163	2,315	7.0%	10.5%	12.1%	12.4%
% of FP17s for the same patient ID Re-attending within 3 months - Adults	838	7,119	11.8%	14.2%	15.9%	16.6%
% of FP17s for the same patient ID Re-attending between 3 & 9 months - Children	1,233	2,315	53.3%	59.2%	58.6%	57.5%
% of FP17s for the same patient ID Re-attending between 3 & 9 months - Adults	4,019	7,119	56.5%	54.1%	51.5%	50.4%
% of FP17s for Band 1 Urgent Courses	381	8,681	4.4%	7.2%	8.0%	9.1%
% of FP17s Relating to Free Repair or Replacements	95	8,681	1.1%	0.9%	0.8%	0.8%
% of FP17s Relating to Continuations	60	8,681	0.7%	1.4%	1.2%	1.3%
% of Patients satisfied with the dentistry they have received	17	18	94.4%	93.3%	92.8%	92.7%
% of Patients satisfied with the time they had to wait for an appointment	15	18	83.3%	89.9%	89.2%	88.8%

* This is based on patients treated on this contract for their most recent course of treatment. Figures in italics indicate the base number of FP17s or Patient Questionnaire responses are less than 100. N/A is shown where the base number of responses is less than 10 during the period. % is calculated as Quantity/Base number*100

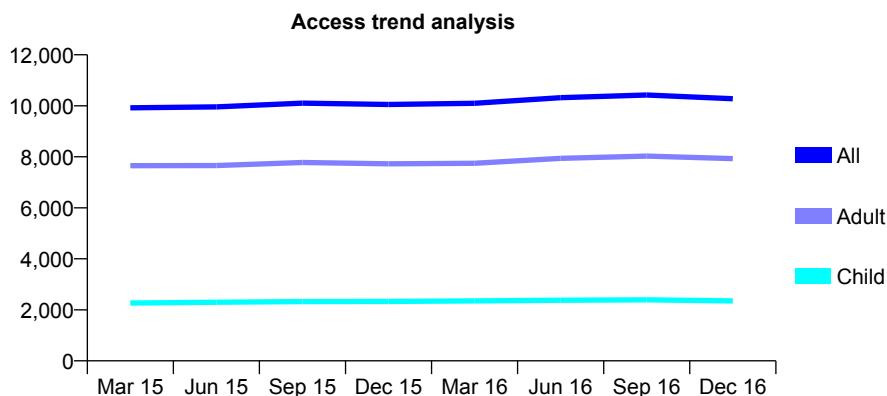
Q60 - Vital Signs At a Glance Contract Report for 171077/0001 - December 2016

Name or company name	Avondale House Surgery Ltd
Contract type name	GDS Contract
Purpose of contract	General
Contract start date	04/09/2009
Contract end date	

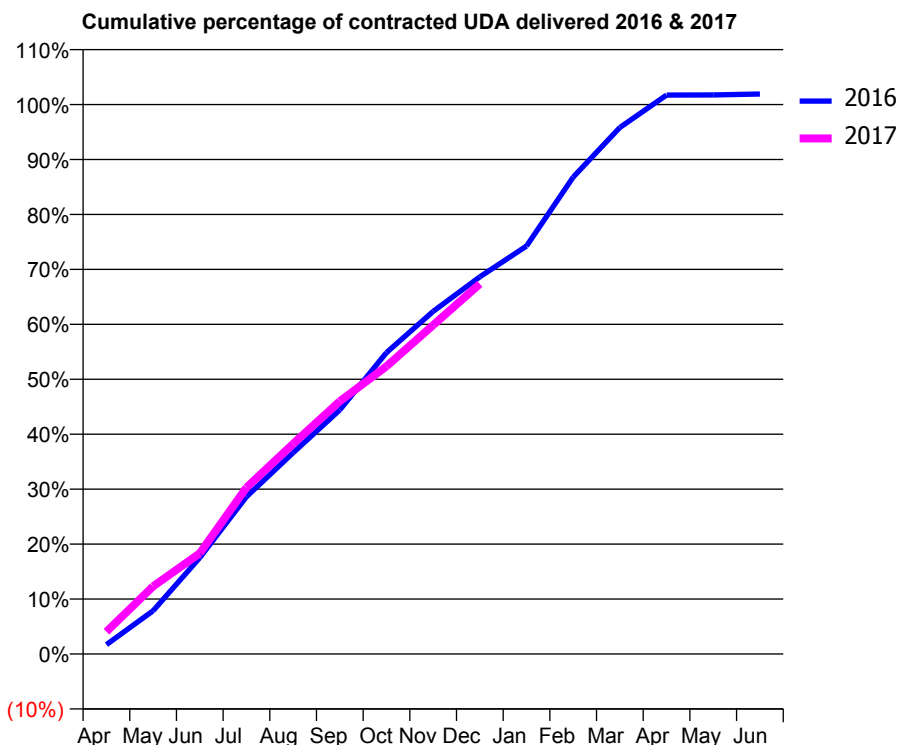
16/17 Contracted general activity (UDA)	30,210
Carry forward general activity (UDA)	-574
16/17 Contracted orthodontic activity (UOA)	0
Carry forward orthodontic activity (UOA)	0
Baseline contract value	£795,256.57

ACCESS*

Patients seen in 24 months	Total	Change since previous quarter
Quarter ending December 2015	10,054	
Quarter ending March 2016	10,097	→
Quarter ending June 2016	10,317	↑
Quarter ending September 2016	10,421	→
Quarter ending December 2016	10,279	↓
Variance since December 2015	2.2%	↑



ACTIVITY



Month	Adjusted Scheduled Activity (UDA)	
	2016	2017
April	518	1,230
May	2,380	3,720
June	5,297	5,540
July	8,647	9,155
August	11,063	11,561
September	13,420	13,893
October	16,570	15,819
November	18,837	18,084
December	20,735	20,345
January	22,431	
February	26,216	
March	28,946	
April	30,727	
May	30,736	
June	30,784	

QUALITY

	Quantity	Base Number	Contract	AT	Region	England
% of FP17s for the same patient ID Re-attending within 3 months - Children	125	2,001	6.2%	10.5%	12.1%	12.4%
% of FP17s for the same patient ID Re-attending within 3 months - Adults	1,157	6,855	16.9%	14.2%	15.9%	16.6%
% of FP17s for the same patient ID Re-attending between 3 & 9 months - Children	816	2,001	40.8%	59.2%	58.6%	57.5%
% of FP17s for the same patient ID Re-attending between 3 & 9 months - Adults	2,703	6,855	39.4%	54.1%	51.5%	50.4%
% of FP17s for Band 1 Urgent Courses	1,084	8,103	13.4%	7.2%	8.0%	9.1%
% of FP17s Relating to Free Repair or Replacements	65	8,103	0.8%	0.9%	0.8%	0.8%
% of FP17s Relating to Continuations	75	8,103	0.9%	1.4%	1.2%	1.3%
% of Patients satisfied with the dentistry they have received	17	17	100.0%	93.3%	92.8%	92.7%
% of Patients satisfied with the time they had to wait for an appointment	17	17	100.0%	89.9%	89.2%	88.8%

* This is based on patients treated on this contract for their most recent course of treatment. Figures in italics indicate the base number of FP17s or Patient Questionnaire responses are less than 100. N/A is shown where the base number of responses is less than 10 during the period. % is calculated as Quantity/Base number*100

Q60 - Vital Signs At a Glance Contract Report for 175293/0001 - December 2016

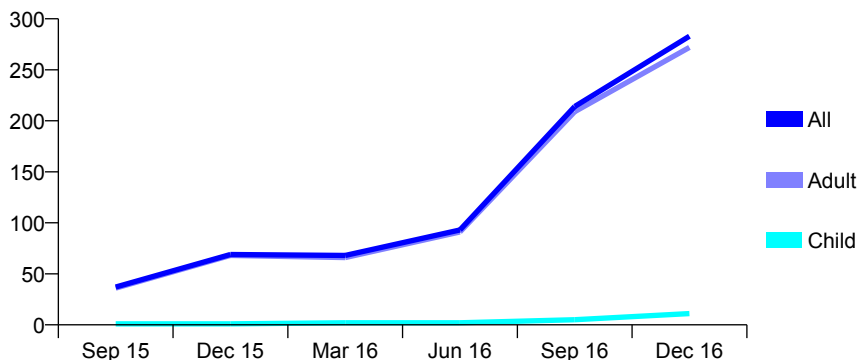
Name or company name	Stirchley Dental Practice
Contract type name	PDS Contract
Purpose of contract	General
Contract start date	01/07/2015
Contract end date	31/03/2020

16/17 Contracted general activity (UDA)	1,800
Carry forward general activity (UDA)	0
16/17 Contracted orthodontic activity (UOA)	0
Carry forward orthodontic activity (UOA)	0
Baseline contract value	£72,557.11

ACCESS*

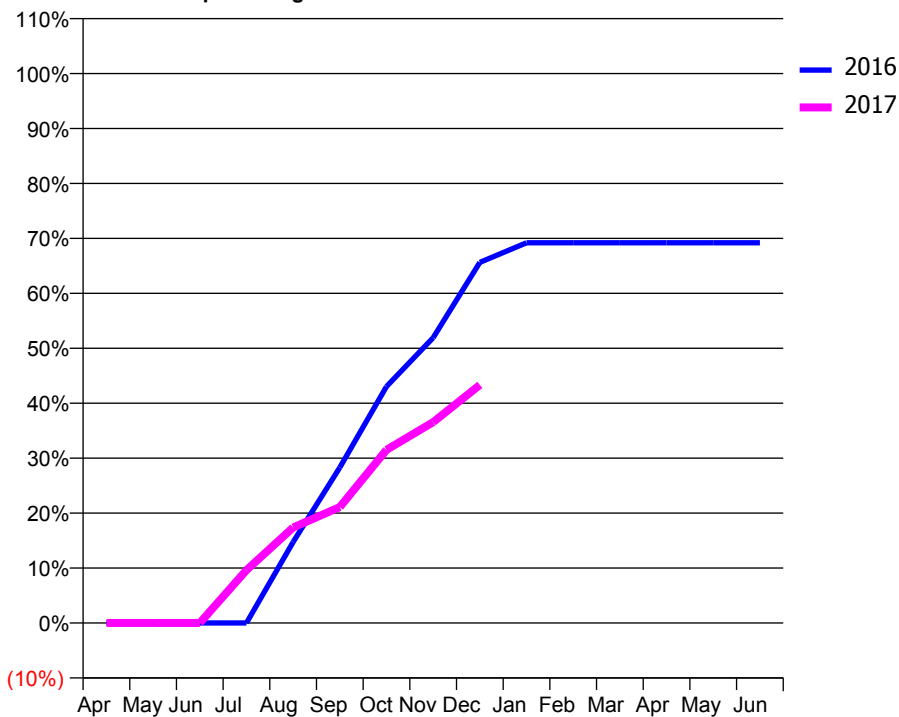
Patients seen in 24 months	Total	Change since previous quarter
Quarter ending December 2015	69	
Quarter ending March 2016	68	↓
Quarter ending June 2016	93	↑
Quarter ending September 2016	214	↑
Quarter ending December 2016	283	↑
Variance since December 2015	310.1%	↑

Access trend analysis



ACTIVITY

Cumulative percentage of contracted UDA delivered 2016 & 2017



Month	Adjusted Scheduled Activity (UDA)	
	2016	2017
April	0	0
May	0	0
June	0	0
July	0	173
August	199	313
September	382	380
October	581	567
November	701	658
December	886	780
January	934	
February	934	
March	934	
April	934	
May	934	
June	934	

QUALITY

	Quantity	Base Number	Contract	AT	Region	England
% of FP17s for the same patient ID Re-attending within 3 months - Children	0	12	0.0%	10.5%	12.1%	12.4%
% of FP17s for the same patient ID Re-attending within 3 months - Adults	0	268	0.0%	14.2%	15.9%	16.6%
% of FP17s for the same patient ID Re-attending between 3 & 9 months - Children	0	12	0.0%	59.2%	58.6%	57.5%
% of FP17s for the same patient ID Re-attending between 3 & 9 months - Adults	0	268	0.0%	54.1%	51.5%	50.4%
% of FP17s for Band 1 Urgent Courses	0	280	0.0%	7.2%	8.0%	9.1%
% of FP17s Relating to Free Repair or Replacements	0	280	0.0%	0.9%	0.8%	0.8%
% of FP17s Relating to Continuations	0	280	0.0%	1.4%	1.2%	1.3%
% of Patients satisfied with the dentistry they have received	0	0	N/A	93.3%	92.8%	92.7%
% of Patients satisfied with the time they had to wait for an appointment	0	0	N/A	89.9%	89.2%	88.8%

* This is based on patients treated on this contract for their most recent course of treatment. Figures in italics indicate the base number of FP17s or Patient Questionnaire responses are less than 100. N/A is shown where the base number of responses is less than 10 during the period. % is calculated as Quantity/Base number*100

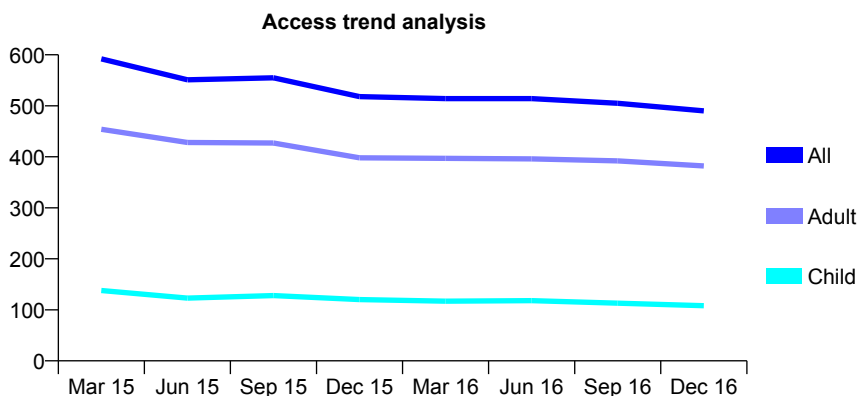
Q60 - Vital Signs At a Glance Contract Report for 17552/0001 - December 2016

Name or company name	Britannia House Dental Practice
Contract type name	GDS Contract
Purpose of contract	General
Contract start date	01/12/2009
Contract end date	

16/17 Contracted general activity (UDA)	1,438
Carry forward general activity (UDA)	57
16/17 Contracted orthodontic activity (UOA)	0
Carry forward orthodontic activity (UOA)	0
Baseline contract value	£36,683.63

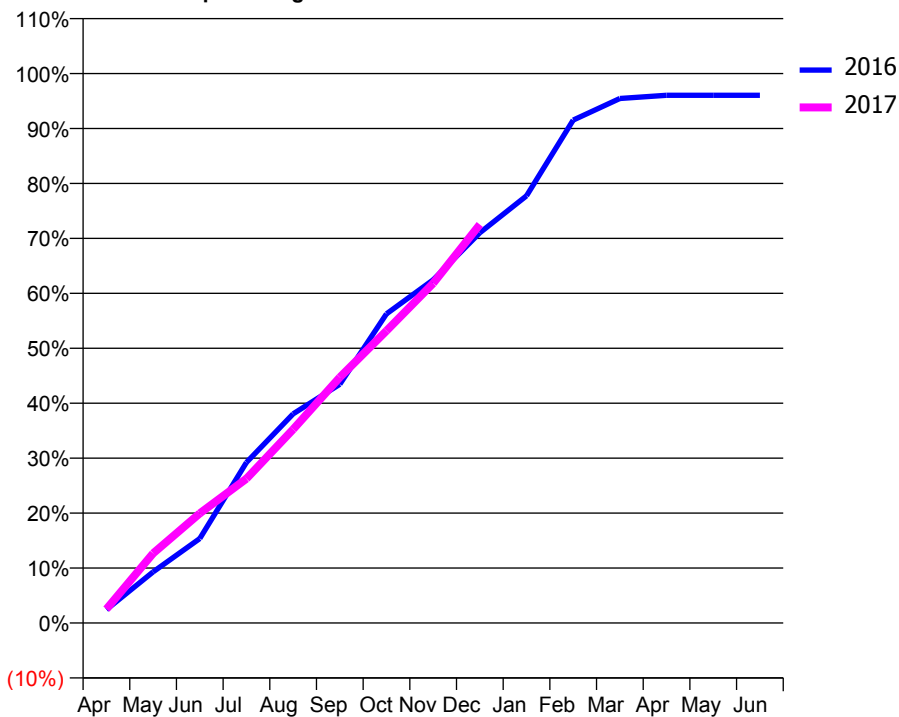
ACCESS*

Patients seen in 24 months	Total	Change since previous quarter
Quarter ending December 2015	518	
Quarter ending March 2016	514	→
Quarter ending June 2016	514	→
Quarter ending September 2016	505	↓
Quarter ending December 2016	490	↓
Variance since December 2015	(5.4%)	↓



ACTIVITY

Cumulative percentage of contracted UDA delivered 2016 & 2017



Month	Adjusted Scheduled Activity (UDA)	
	2016	2017
April	35	36
May	134	182
June	221	287
July	420	378
August	547	507
September	625	643
October	809	765
November	898	889
December	1,021	1,043
January	1,118	
February	1,316	
March	1,373	
April	1,381	
May	1,381	
June	1,381	

QUALITY

	Quantity	Base Number	Contract	AT	Region	England
% of FP17s for the same patient ID Re-attending within 3 months - Children	3	125	2.4%	10.5%	12.1%	12.4%
% of FP17s for the same patient ID Re-attending within 3 months - Adults	54	479	11.3%	14.2%	15.9%	16.6%
% of FP17s for the same patient ID Re-attending between 3 & 9 months - Children	94	125	75.2%	59.2%	58.6%	57.5%
% of FP17s for the same patient ID Re-attending between 3 & 9 months - Adults	354	479	73.9%	54.1%	51.5%	50.4%
% of FP17s for Band 1 Urgent Courses	45	598	7.5%	7.2%	8.0%	9.1%
% of FP17s Relating to Free Repair or Replacements	0	598	0.0%	0.9%	0.8%	0.8%
% of FP17s Relating to Continuations	3	598	0.5%	1.4%	1.2%	1.3%
% of Patients satisfied with the dentistry they have received	0	1	N/A	93.3%	92.8%	92.7%
% of Patients satisfied with the time they had to wait for an appointment	0	1	N/A	89.9%	89.2%	88.8%

* This is based on patients treated on this contract for their most recent course of treatment. Figures in italics indicate the base number of FP17s or Patient Questionnaire responses are less than 100. N/A is shown where the base number of responses is less than 10 during the period. % is calculated as Quantity/Base number*100

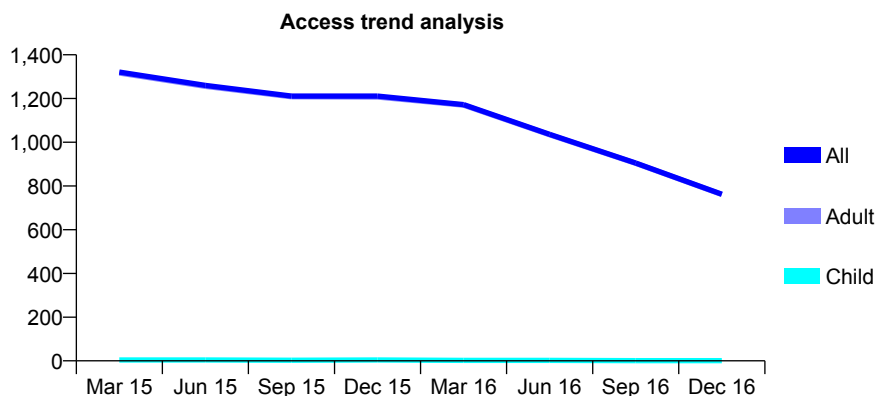
Q60 - Vital Signs At a Glance Contract Report for 175854/0002 - December 2016

Name or company name	South Staffs PCT Provider Services
Contract type name	PDS Contract
Purpose of contract	General
Contract start date	01/04/2011
Contract end date	

16/17 Contracted general activity (UDA)	3,500
Carry forward general activity (UDA)	0
16/17 Contracted orthodontic activity (UOA)	0
Carry forward orthodontic activity (UOA)	0
Baseline contract value	£0.00

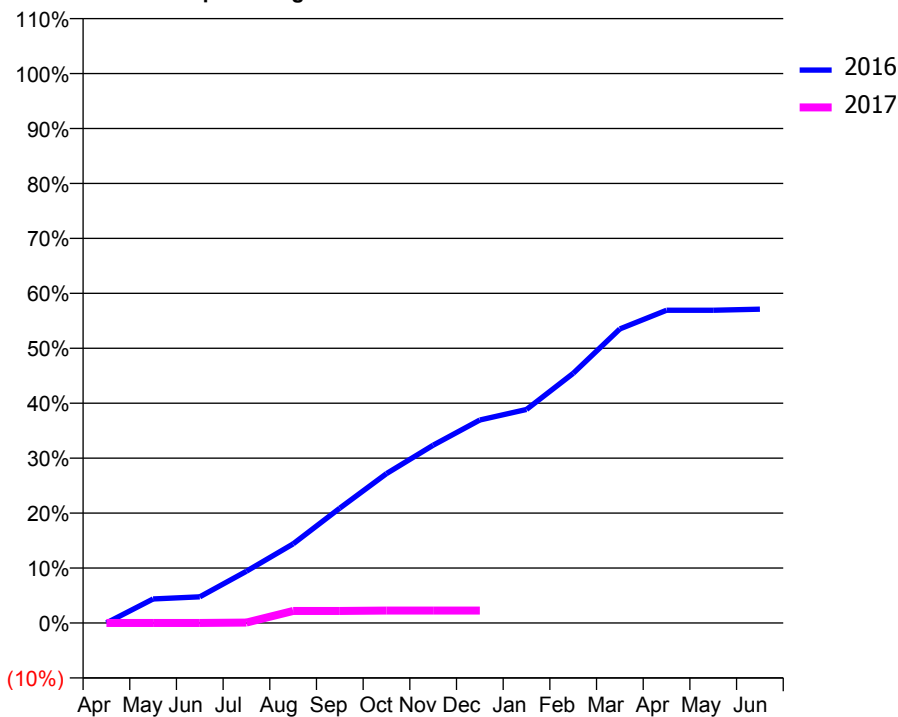
ACCESS*

Patients seen in 24 months	Total	Change since previous quarter
Quarter ending December 2015	1,211	
Quarter ending March 2016	1,172	↓
Quarter ending June 2016	1,036	↓
Quarter ending September 2016	905	↓
Quarter ending December 2016	762	↓
Variance since December 2015	(37.1%)	↓



ACTIVITY

Cumulative percentage of contracted UDA delivered 2016 & 2017



QUALITY

	Quantity	Base Number	Contract	AT	Region	England
% of FP17s for the same patient ID Re-attending within 3 months - Children	0	1	0.0%	10.5%	12.1%	12.4%
% of FP17s for the same patient ID Re-attending within 3 months - Adults	18	133	13.5%	14.2%	15.9%	16.6%
% of FP17s for the same patient ID Re-attending between 3 & 9 months - Children	0	1	0.0%	59.2%	58.6%	57.5%
% of FP17s for the same patient ID Re-attending between 3 & 9 months - Adults	12	133	9.0%	54.1%	51.5%	50.4%
% of FP17s for Band 1 Urgent Courses	0	30	0.0%	7.2%	8.0%	9.1%
% of FP17s Relating to Free Repair or Replacements	0	30	0.0%	0.9%	0.8%	0.8%
% of FP17s Relating to Continuations	0	30	0.0%	1.4%	1.2%	1.3%
% of Patients satisfied with the dentistry they have received	0	0	N/A	93.3%	92.8%	92.7%
% of Patients satisfied with the time they had to wait for an appointment	0	0	N/A	89.9%	89.2%	88.8%

* This is based on patients treated on this contract for their most recent course of treatment. Figures in italics indicate the base number of FP17s or Patient Questionnaire responses are less than 100. N/A is shown where the base number of responses is less than 10 during the period. % is calculated as Quantity/Base number*100

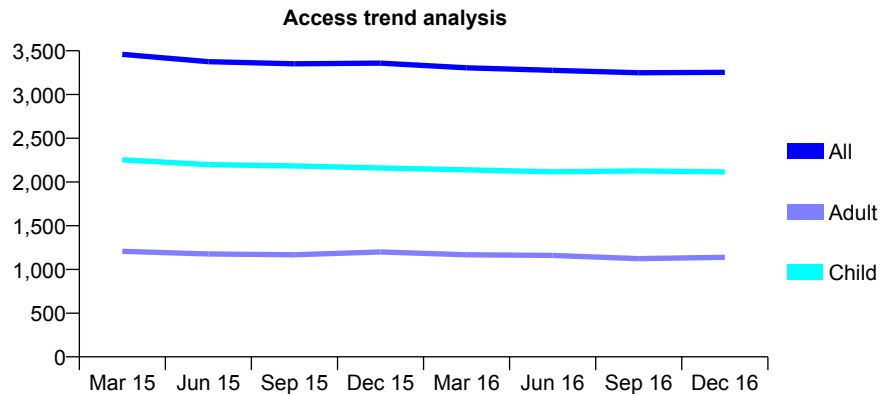
Q60 - Vital Signs At a Glance Contract Report for 176907/0001 - December 2016

Name or company name	The Tutbury Dental Practice Ltd
Contract type name	GDS Contract
Purpose of contract	General
Contract start date	01/09/2009
Contract end date	

16/17 Contracted general activity (UDA)	9,200
Carry forward general activity (UDA)	0
16/17 Contracted orthodontic activity (UOA)	0
Carry forward orthodontic activity (UOA)	0
Baseline contract value	£203,694.52

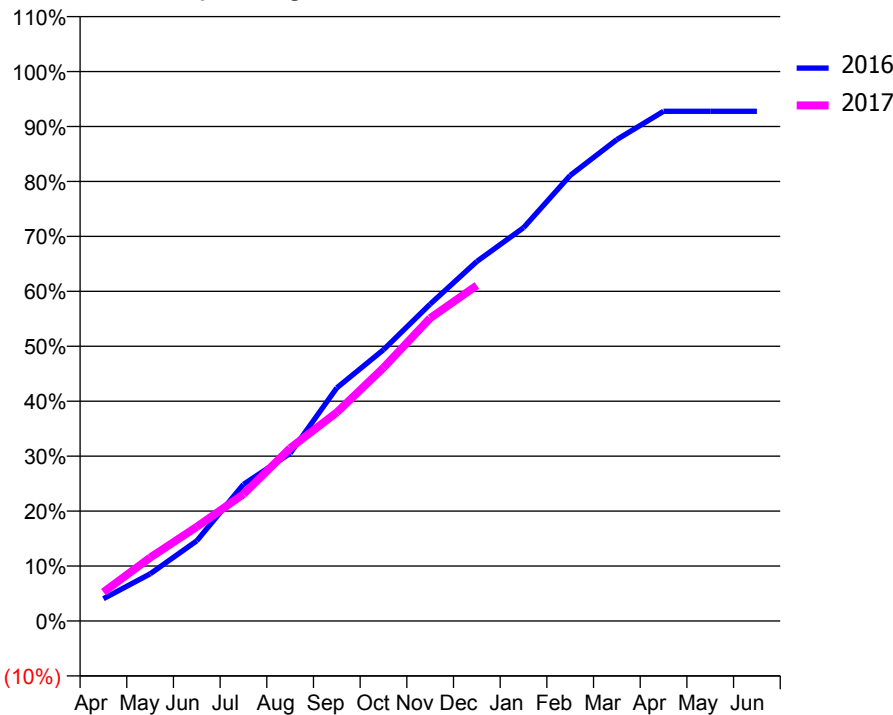
ACCESS*

Patients seen in 24 months	Total	Change since previous quarter
Quarter ending December 2015	3,359	
Quarter ending March 2016	3,306	↓
Quarter ending June 2016	3,276	→
Quarter ending September 2016	3,249	→
Quarter ending December 2016	3,254	→
Variance since December 2015	(3.1%)	↓



ACTIVITY

Cumulative percentage of contracted UDA delivered 2016 & 2017



Month	Adjusted Scheduled Activity (UDA)	
	2016	2017
April	374	483
May	789	1,062
June	1,343	1,577
July	2,287	2,123
August	2,808	2,895
September	3,904	3,494
October	4,543	4,240
November	5,306	5,072
December	6,020	5,618
January	6,585	
February	7,461	
March	8,060	
April	8,533	
May	8,533	
June	8,533	

QUALITY

	Quantity	Base Number	Contract	AT	Region	England
% of FP17s for the same patient ID Re-attending within 3 months - Children	178	2,765	6.4%	10.5%	12.1%	12.4%
% of FP17s for the same patient ID Re-attending within 3 months - Adults	178	971	18.3%	14.2%	15.9%	16.6%
% of FP17s for the same patient ID Re-attending between 3 & 9 months - Children	2,055	2,765	74.3%	59.2%	58.6%	57.5%
% of FP17s for the same patient ID Re-attending between 3 & 9 months - Adults	567	971	58.4%	54.1%	51.5%	50.4%
% of FP17s for Band 1 Urgent Courses	159	3,451	4.6%	7.2%	8.0%	9.1%
% of FP17s Relating to Free Repair or Replacements	1	3,451	0.0%	0.9%	0.8%	0.8%
% of FP17s Relating to Continuations	5	3,451	0.1%	1.4%	1.2%	1.3%
% of Patients satisfied with the dentistry they have received	2	2	N/A	93.3%	92.8%	92.7%
% of Patients satisfied with the time they had to wait for an appointment	2	2	N/A	89.9%	89.2%	88.8%

* This is based on patients treated on this contract for their most recent course of treatment. Figures in italics indicate the base number of FP17s or Patient Questionnaire responses are less than 100. N/A is shown where the base number of responses is less than 10 during the period. % is calculated as Quantity/Base number*100

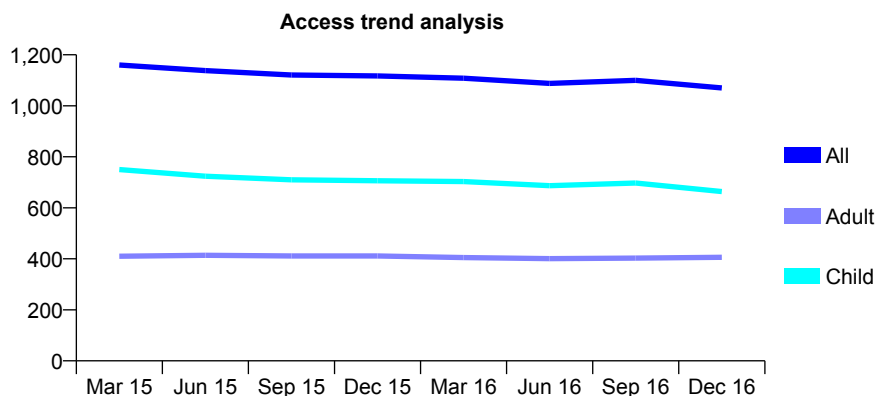
Q60 - Vital Signs At a Glance Contract Report for 178160/0001 - December 2016

Name or company name	Diana Dental
Contract type name	GDS Contract
Purpose of contract	General
Contract start date	01/04/2013
Contract end date	

16/17 Contracted general activity (UDA)	3,000
Carry forward general activity (UDA)	0
16/17 Contracted orthodontic activity (UOA)	0
Carry forward orthodontic activity (UOA)	0
Baseline contract value	£72,510.23

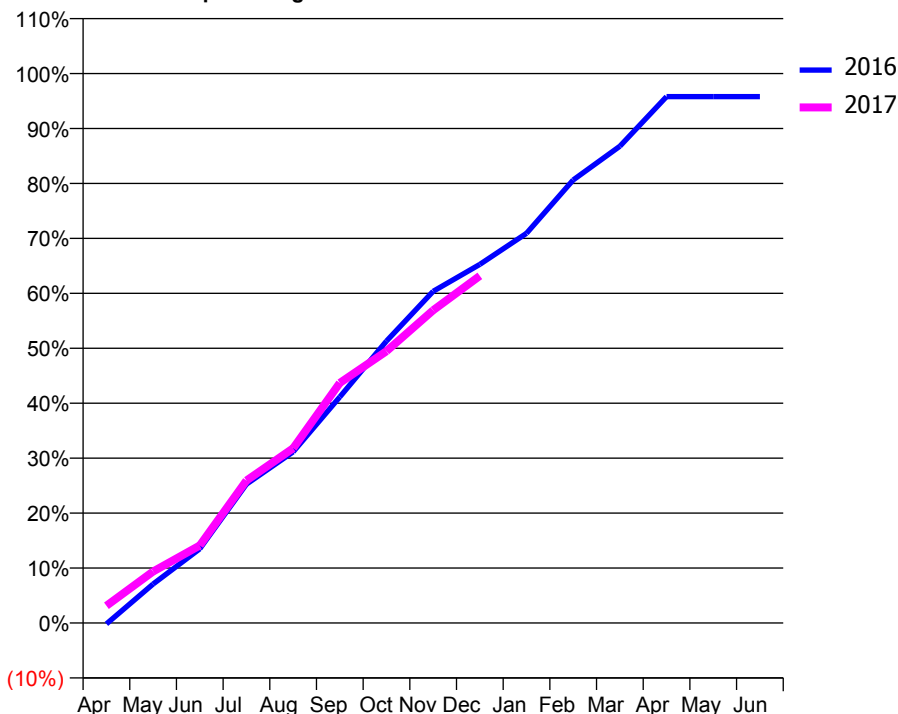
ACCESS*

Patients seen in 24 months	Total	Change since previous quarter
Quarter ending December 2015	1,117	
Quarter ending March 2016	1,108	→
Quarter ending June 2016	1,088	↓
Quarter ending September 2016	1,100	→
Quarter ending December 2016	1,070	↓
Variance since December 2015	(4.2%)	↓



ACTIVITY

Cumulative percentage of contracted UDA delivered 2016 & 2017



Month	Adjusted Scheduled Activity (UDA)	
	2016	2017
April	-6	94
May	213	281
June	405	423
July	758	778
August	934	954
September	1,235	1,311
October	1,540	1,484
November	1,811	1,708
December	1,958	1,896
January	2,128	
February	2,419	
March	2,603	
April	2,874	
May	2,874	
June	2,874	

QUALITY

	Quantity	Base Number	Contract	AT	Region	England
% of FP17s for the same patient ID Re-attending within 3 months - Children	61	910	6.7%	10.5%	12.1%	12.4%
% of FP17s for the same patient ID Re-attending within 3 months - Adults	55	421	13.1%	14.2%	15.9%	16.6%
% of FP17s for the same patient ID Re-attending between 3 & 9 months - Children	617	910	67.8%	59.2%	58.6%	57.5%
% of FP17s for the same patient ID Re-attending between 3 & 9 months - Adults	266	421	63.2%	54.1%	51.5%	50.4%
% of FP17s for Band 1 Urgent Courses	18	1,197	1.5%	7.2%	8.0%	9.1%
% of FP17s Relating to Free Repair or Replacements	1	1,197	0.1%	0.9%	0.8%	0.8%
% of FP17s Relating to Continuations	26	1,197	2.2%	1.4%	1.2%	1.3%
% of Patients satisfied with the dentistry they have received	0	0	N/A	93.3%	92.8%	92.7%
% of Patients satisfied with the time they had to wait for an appointment	0	0	N/A	89.9%	89.2%	88.8%

* This is based on patients treated on this contract for their most recent course of treatment. Figures in italics indicate the base number of FP17s or Patient Questionnaire responses are less than 100. N/A is shown where the base number of responses is less than 10 during the period. % is calculated as Quantity/Base number*100

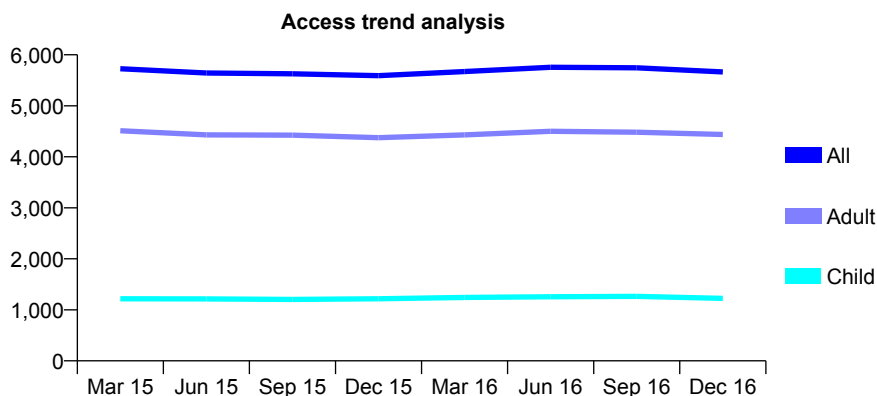
Q60 - Vital Signs At a Glance Contract Report for 181110/0003 - December 2016

Name or company name	IDH Limited
Contract type name	GDS Contract
Purpose of contract	General
Contract start date	01/06/2008
Contract end date	

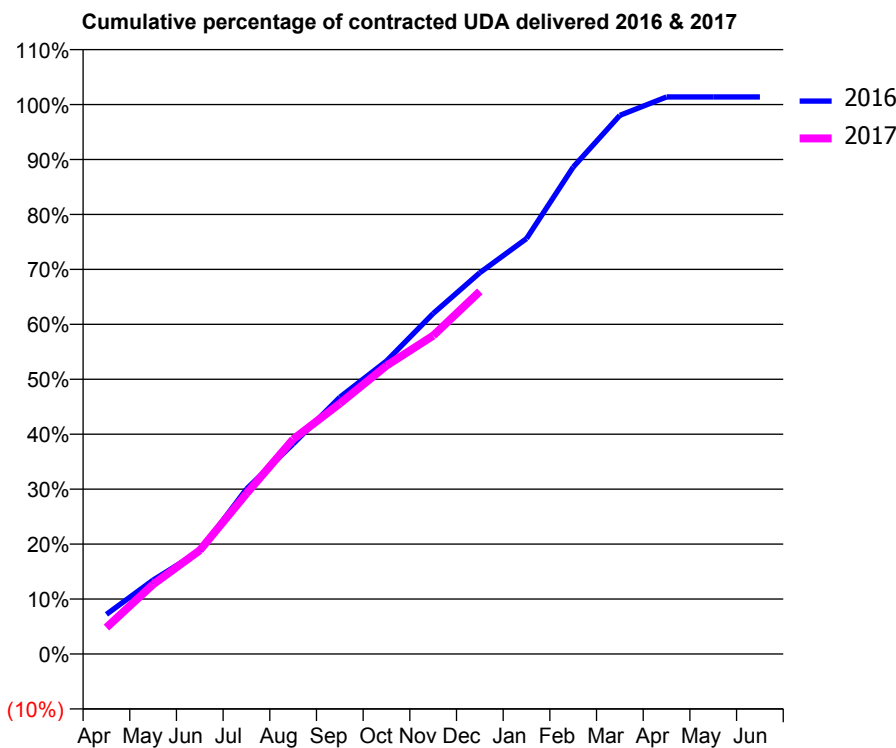
16/17 Contracted general activity (UDA)	18,451
Carry forward general activity (UDA)	0
16/17 Contracted orthodontic activity (UOA)	0
Carry forward orthodontic activity (UOA)	0
Baseline contract value	£421,358.24

ACCESS*

Patients seen in 24 months	Total	Change since previous quarter
Quarter ending December 2015	5,592	
Quarter ending March 2016	5,672	→
Quarter ending June 2016	5,756	→
Quarter ending September 2016	5,745	→
Quarter ending December 2016	5,664	↓
Variance since December 2015	1.3%	→



ACTIVITY



Month	Adjusted Scheduled Activity (UDA)	
	2016	2017
April	1,334	890
May	2,482	2,339
June	3,457	3,479
July	5,542	5,391
August	7,053	7,211
September	8,623	8,412
October	9,838	9,681
November	11,435	10,691
December	12,806	12,176
January	13,948	
February	16,350	
March	18,087	
April	18,704	
May	18,706	
June	18,706	

QUALITY

	Quantity	Base Number	Contract	AT	Region	England
% of FP17s for the same patient ID Re-attending within 3 months - Children	69	1,113	6.2%	10.5%	12.1%	12.4%
% of FP17s for the same patient ID Re-attending within 3 months - Adults	513	3,794	13.5%	14.2%	15.9%	16.6%
% of FP17s for the same patient ID Re-attending between 3 & 9 months - Children	605	1,113	54.4%	59.2%	58.6%	57.5%
% of FP17s for the same patient ID Re-attending between 3 & 9 months - Adults	1,829	3,794	48.2%	54.1%	51.5%	50.4%
% of FP17s for Band 1 Urgent Courses	333	4,671	7.1%	7.2%	8.0%	9.1%
% of FP17s Relating to Free Repair or Replacements	27	4,671	0.6%	0.9%	0.8%	0.8%
% of FP17s Relating to Continuations	109	4,671	2.3%	1.4%	1.2%	1.3%
% of Patients satisfied with the dentistry they have received	16	18	88.9%	93.3%	92.8%	92.7%
% of Patients satisfied with the time they had to wait for an appointment	16	18	88.9%	89.9%	89.2%	88.8%

* This is based on patients treated on this contract for their most recent course of treatment. Figures in italics indicate the base number of FP17s or Patient Questionnaire responses are less than 100. N/A is shown where the base number of responses is less than 10 during the period. % is calculated as Quantity/Base number*100

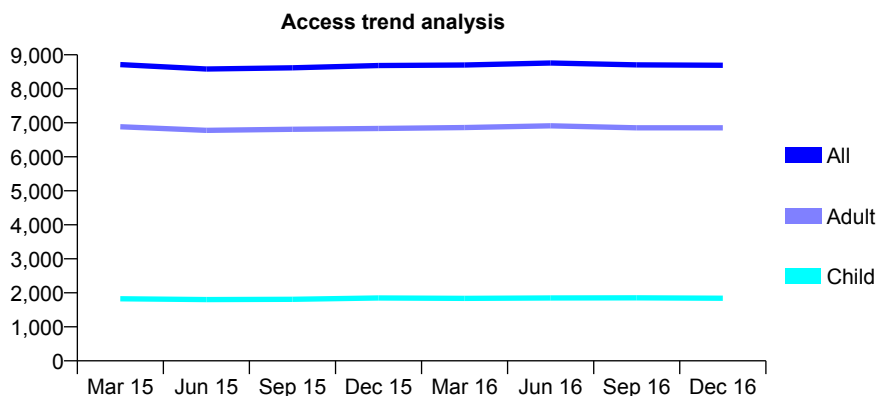
Q60 - Vital Signs At a Glance Contract Report for 181110/0004 - December 2016

Name or company name	IDH Limited
Contract type name	GDS Contract
Purpose of contract	General and Orthodontic
Contract start date	01/08/2008
Contract end date	

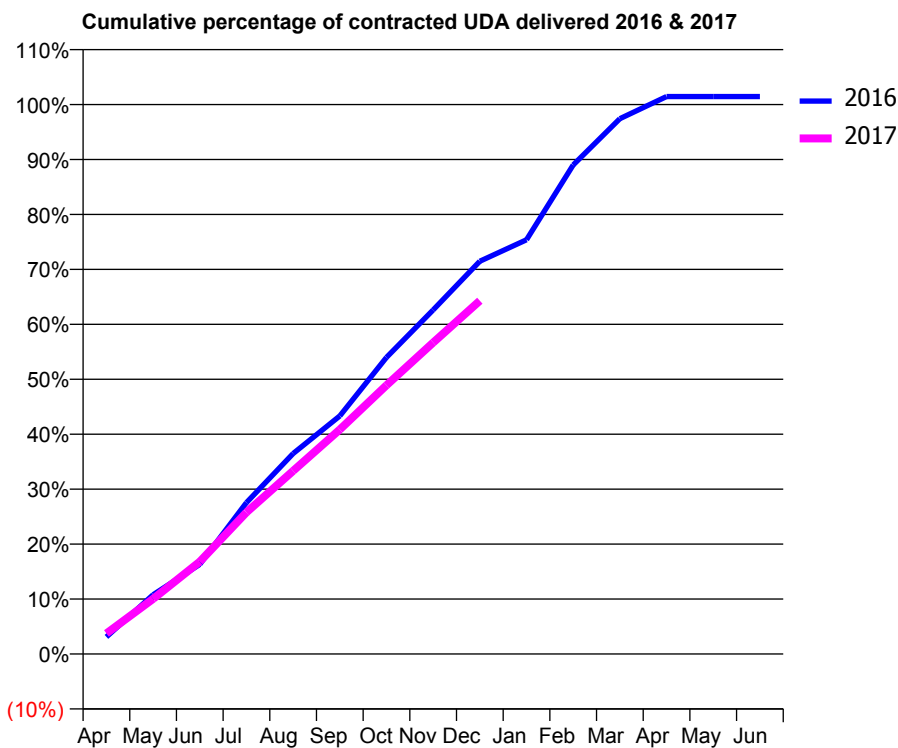
16/17 Contracted general activity (UDA)	28,040
Carry forward general activity (UDA)	-351
16/17 Contracted orthodontic activity (UOA)	2,792
Carry forward orthodontic activity (UOA)	0
Baseline contract value	£850,352.31

ACCESS*

Patients seen in 24 months	Total	Change since previous quarter
Quarter ending December 2015	8,683	
Quarter ending March 2016	8,701	→
Quarter ending June 2016	8,758	→
Quarter ending September 2016	8,703	→
Quarter ending December 2016	8,693	→
Variance since December 2015	0.1%	→



ACTIVITY



Month	Adjusted Scheduled Activity (UDA)	
	2016	2017
April	757	1,050
May	2,623	2,811
June	3,964	4,714
July	6,698	7,228
August	8,868	9,345
September	10,530	11,456
October	13,119	13,715
November	15,218	15,894
December	17,368	18,030
January	18,321	
February	21,629	
March	23,671	
April	24,650	
May	24,650	
June	24,651	

QUALITY

	Quantity	Base Number	Contract	AT	Region	England
% of FP17s for the same patient ID Re-attending within 3 months - Children	169	2,240	7.5%	10.5%	12.1%	12.4%
% of FP17s for the same patient ID Re-attending within 3 months - Adults	1,030	7,126	14.5%	14.2%	15.9%	16.6%
% of FP17s for the same patient ID Re-attending between 3 & 9 months - Children	1,231	2,240	55.0%	59.2%	58.6%	57.5%
% of FP17s for the same patient ID Re-attending between 3 & 9 months - Adults	3,900	7,126	54.7%	54.1%	51.5%	50.4%
% of FP17s for Band 1 Urgent Courses	414	8,535	4.9%	7.2%	8.0%	9.1%
% of FP17s Relating to Free Repair or Replacements	80	8,535	0.9%	0.9%	0.8%	0.8%
% of FP17s Relating to Continuations	327	8,535	3.8%	1.4%	1.2%	1.3%
% of Patients satisfied with the dentistry they have received	9	10	90.0%	93.3%	92.8%	92.7%
% of Patients satisfied with the time they had to wait for an appointment	10	10	100.0%	89.9%	89.2%	88.8%

* This is based on patients treated on this contract for their most recent course of treatment. Figures in italics indicate the base number of FP17s or Patient Questionnaire responses are less than 100. N/A is shown where the base number of responses is less than 10 during the period. % is calculated as Quantity/Base number*100

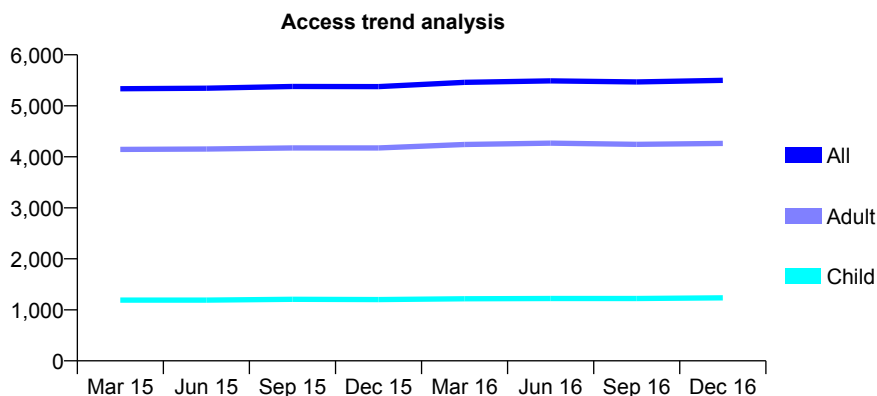
Q60 - Vital Signs At a Glance Contract Report for 182141/0001 - December 2016

Name or company name	Audley Dental Practice Partnership
Contract type name	GDS Contract
Purpose of contract	General
Contract start date	01/04/2012
Contract end date	

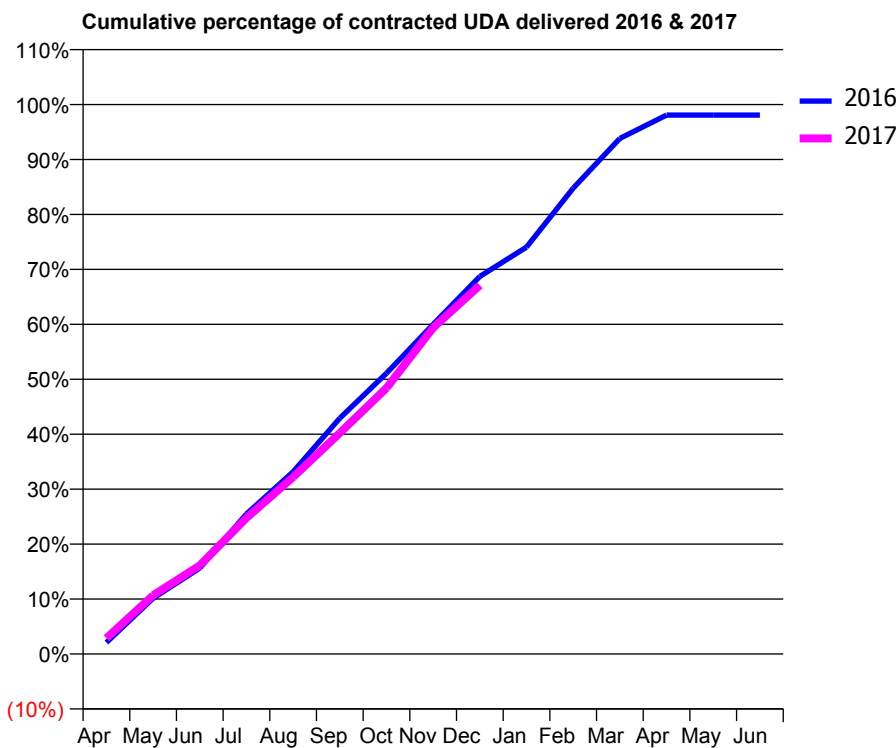
16/17 Contracted general activity (UDA)	16,106
Carry forward general activity (UDA)	310
16/17 Contracted orthodontic activity (UOA)	0
Carry forward orthodontic activity (UOA)	0
Baseline contract value	£394,305.03

ACCESS*

Patients seen in 24 months	Total	Change since previous quarter
Quarter ending December 2015	5,376	
Quarter ending March 2016	5,461	→
Quarter ending June 2016	5,490	→
Quarter ending September 2016	5,467	→
Quarter ending December 2016	5,500	→
Variance since December 2015	2.3%	↑



ACTIVITY



Month	Adjusted Scheduled Activity (UDA)	
	2016	2017
April	340	464
May	1,634	1,724
June	2,520	2,597
July	4,104	3,990
August	5,341	5,185
September	6,911	6,478
October	8,229	7,796
November	9,664	9,561
December	11,068	10,808
January	11,927	
February	13,655	
March	15,112	
April	15,795	
May	15,796	
June	15,796	

QUALITY

	Quantity	Base Number	Contract	AT	Region	England
% of FP17s for the same patient ID Re-attending within 3 months - Children	73	1,624	4.5%	10.5%	12.1%	12.4%
% of FP17s for the same patient ID Re-attending within 3 months - Adults	508	4,971	10.2%	14.2%	15.9%	16.6%
% of FP17s for the same patient ID Re-attending between 3 & 9 months - Children	1,245	1,624	76.7%	59.2%	58.6%	57.5%
% of FP17s for the same patient ID Re-attending between 3 & 9 months - Adults	3,218	4,971	64.7%	54.1%	51.5%	50.4%
% of FP17s for Band 1 Urgent Courses	221	6,281	3.5%	7.2%	8.0%	9.1%
% of FP17s Relating to Free Repair or Replacements	15	6,281	0.2%	0.9%	0.8%	0.8%
% of FP17s Relating to Continuations	102	6,281	1.6%	1.4%	1.2%	1.3%
% of Patients satisfied with the dentistry they have received	23	24	95.8%	93.3%	92.8%	92.7%
% of Patients satisfied with the time they had to wait for an appointment	23	24	95.8%	89.9%	89.2%	88.8%

* This is based on patients treated on this contract for their most recent course of treatment. Figures in italics indicate the base number of FP17s or Patient Questionnaire responses are less than 100. N/A is shown where the base number of responses is less than 10 during the period. % is calculated as Quantity/Base number*100

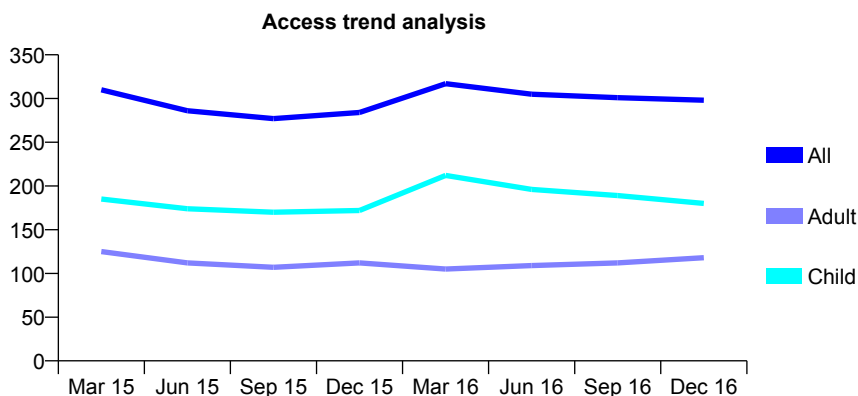
Q60 - Vital Signs At a Glance Contract Report for 182389/0001 - December 2016

Name or company name	Mr W Herath
Contract type name	GDS Contract
Purpose of contract	General
Contract start date	04/01/2013
Contract end date	

16/17 Contracted general activity (UDA)	1,050
Carry forward general activity (UDA)	-21
16/17 Contracted orthodontic activity (UOA)	0
Carry forward orthodontic activity (UOA)	0
Baseline contract value	£23,545.68

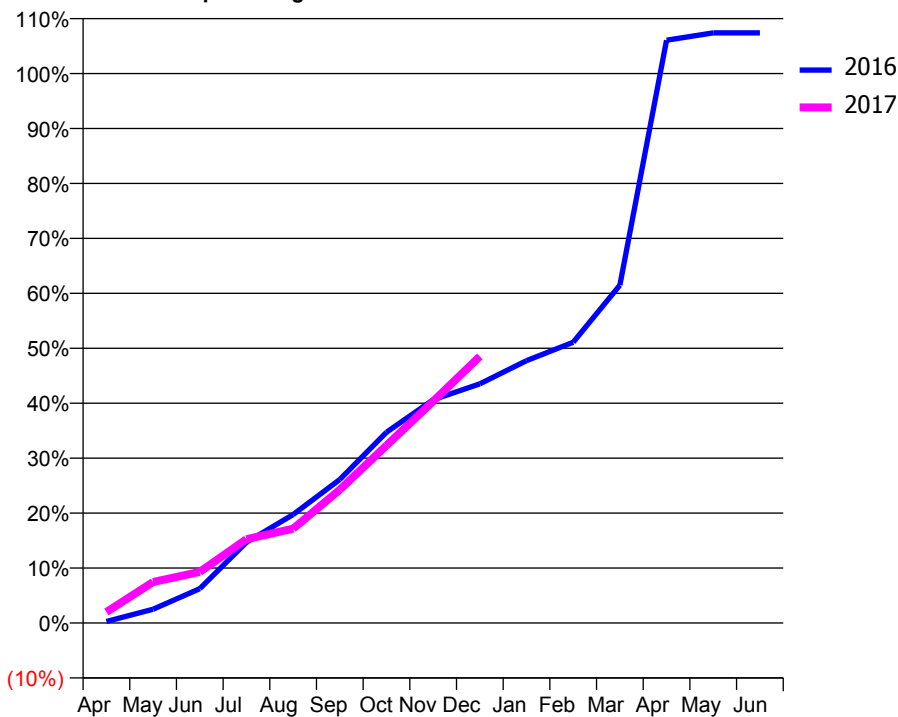
ACCESS*

Patients seen in 24 months	Total	Change since previous quarter
Quarter ending December 2015	284	
Quarter ending March 2016	317	↑
Quarter ending June 2016	305	↓
Quarter ending September 2016	301	↓
Quarter ending December 2016	298	→
Variance since December 2015	4.9%	↑



ACTIVITY

Cumulative percentage of contracted UDA delivered 2016 & 2017



Month	Adjusted Scheduled Activity (UDA)	
	2016	2017
April	3	21
May	26	78
June	66	98
July	154	160
August	207	180
September	274	255
October	365	339
November	427	424
December	457	510
January	501	
February	536	
March	646	
April	1,114	
May	1,128	
June	1,128	

QUALITY

	Quantity	Base Number	Contract	AT	Region	England
% of FP17s for the same patient ID Re-attending within 3 months - Children	14	235	6.0%	10.5%	12.1%	12.4%
% of FP17s for the same patient ID Re-attending within 3 months - Adults	18	79	22.8%	14.2%	15.9%	16.6%
% of FP17s for the same patient ID Re-attending between 3 & 9 months - Children	119	235	50.6%	59.2%	58.6%	57.5%
% of FP17s for the same patient ID Re-attending between 3 & 9 months - Adults	30	79	38.0%	54.1%	51.5%	50.4%
% of FP17s for Band 1 Urgent Courses	13	255	5.1%	7.2%	8.0%	9.1%
% of FP17s Relating to Free Repair or Replacements	0	255	0.0%	0.9%	0.8%	0.8%
% of FP17s Relating to Continuations	7	255	2.7%	1.4%	1.2%	1.3%
% of Patients satisfied with the dentistry they have received	0	0	N/A	93.3%	92.8%	92.7%
% of Patients satisfied with the time they had to wait for an appointment	0	0	N/A	89.9%	89.2%	88.8%

* This is based on patients treated on this contract for their most recent course of treatment. Figures in italics indicate the base number of FP17s or Patient Questionnaire responses are less than 100. N/A is shown where the base number of responses is less than 10 during the period. % is calculated as Quantity/Base number*100

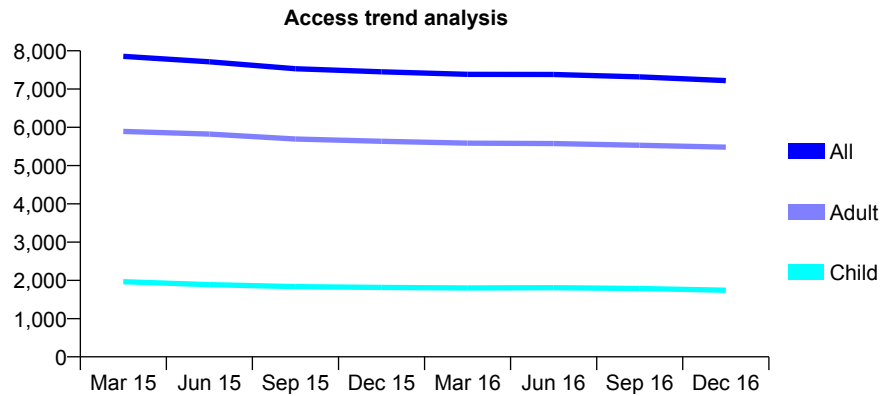
Q60 - Vital Signs At a Glance Contract Report for 184411/0001 - December 2016

Name or company name	Mroke Limited
Contract type name	GDS Contract
Purpose of contract	General
Contract start date	01/04/2009
Contract end date	

16/17 Contracted general activity (UDA)	21,512
Carry forward general activity (UDA)	749
16/17 Contracted orthodontic activity (UOA)	0
Carry forward orthodontic activity (UOA)	0
Baseline contract value	£548,659.12

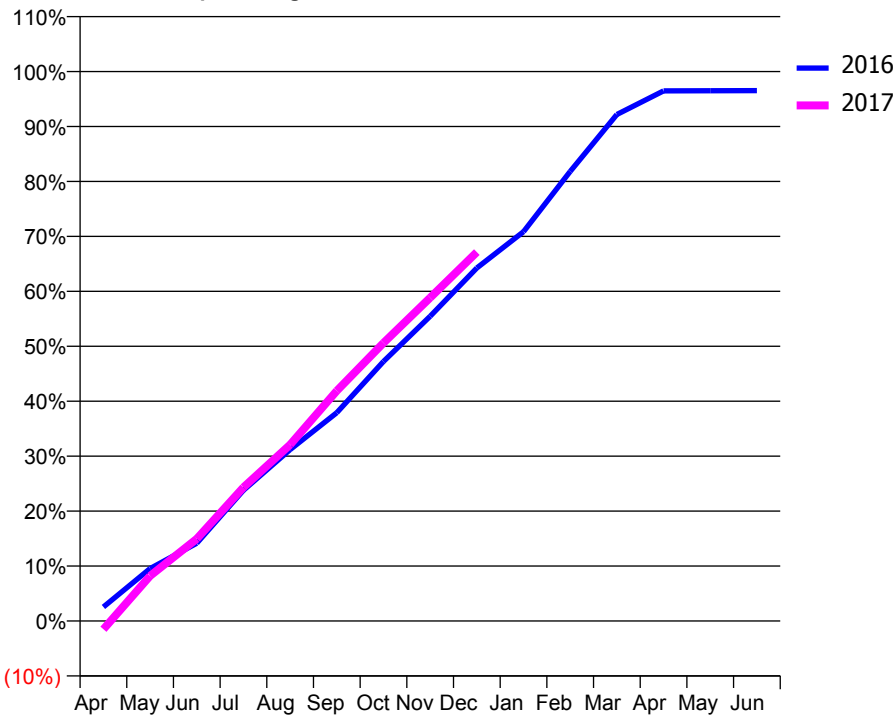
ACCESS*

Patients seen in 24 months	Total	Change since previous quarter
Quarter ending December 2015	7,452	
Quarter ending March 2016	7,385	→
Quarter ending June 2016	7,383	→
Quarter ending September 2016	7,318	→
Quarter ending December 2016	7,221	↓
Variance since December 2015	(3.1%)	↓



ACTIVITY

Cumulative percentage of contracted UDA delivered 2016 & 2017



Month	Adjusted Scheduled Activity (UDA)	
	2016	2017
April	553	-327
May	2,054	1,768
June	3,047	3,221
July	5,117	5,233
August	6,713	6,905
September	8,156	9,011
October	10,160	10,886
November	11,934	12,659
December	13,820	14,440
January	15,239	
February	17,600	
March	19,830	
April	20,754	
May	20,760	
June	20,763	

QUALITY

	Quantity	Base Number	Contract	AT	Region	England
% of FP17s for the same patient ID Re-attending within 3 months - Children	175	2,048	8.5%	10.5%	12.1%	12.4%
% of FP17s for the same patient ID Re-attending within 3 months - Adults	665	5,665	11.7%	14.2%	15.9%	16.6%
% of FP17s for the same patient ID Re-attending between 3 & 9 months - Children	1,289	2,048	62.9%	59.2%	58.6%	57.5%
% of FP17s for the same patient ID Re-attending between 3 & 9 months - Adults	3,182	5,665	56.2%	54.1%	51.5%	50.4%
% of FP17s for Band 1 Urgent Courses	520	7,239	7.2%	7.2%	8.0%	9.1%
% of FP17s Relating to Free Repair or Replacements	46	7,239	0.6%	0.9%	0.8%	0.8%
% of FP17s Relating to Continuations	75	7,239	1.0%	1.4%	1.2%	1.3%
% of Patients satisfied with the dentistry they have received	16	18	88.9%	93.3%	92.8%	92.7%
% of Patients satisfied with the time they had to wait for an appointment	17	18	94.4%	89.9%	89.2%	88.8%

* This is based on patients treated on this contract for their most recent course of treatment. Figures in italics indicate the base number of FP17s or Patient Questionnaire responses are less than 100. N/A is shown where the base number of responses is less than 10 during the period. % is calculated as Quantity/Base number*100

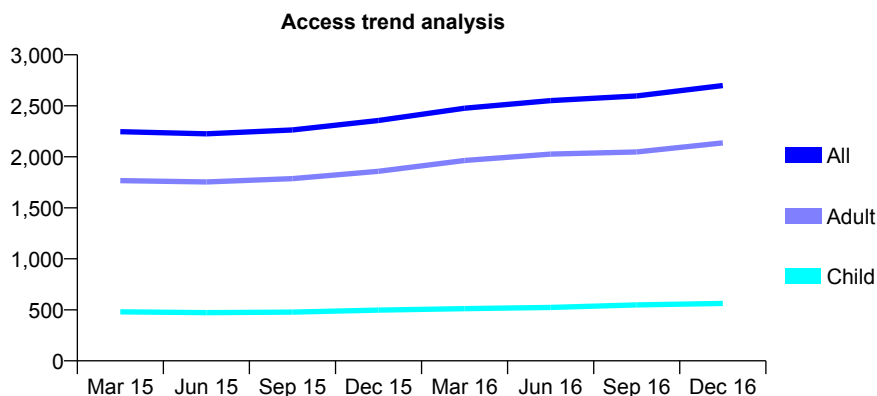
Q60 - Vital Signs At a Glance Contract Report for 184411/0002 - December 2016

Name or company name	Mroke Limited
Contract type name	GDS Contract
Purpose of contract	General
Contract start date	01/04/2009
Contract end date	

16/17 Contracted general activity (UDA)	7,698
Carry forward general activity (UDA)	266
16/17 Contracted orthodontic activity (UOA)	0
Carry forward orthodontic activity (UOA)	0
Baseline contract value	£194,882.36

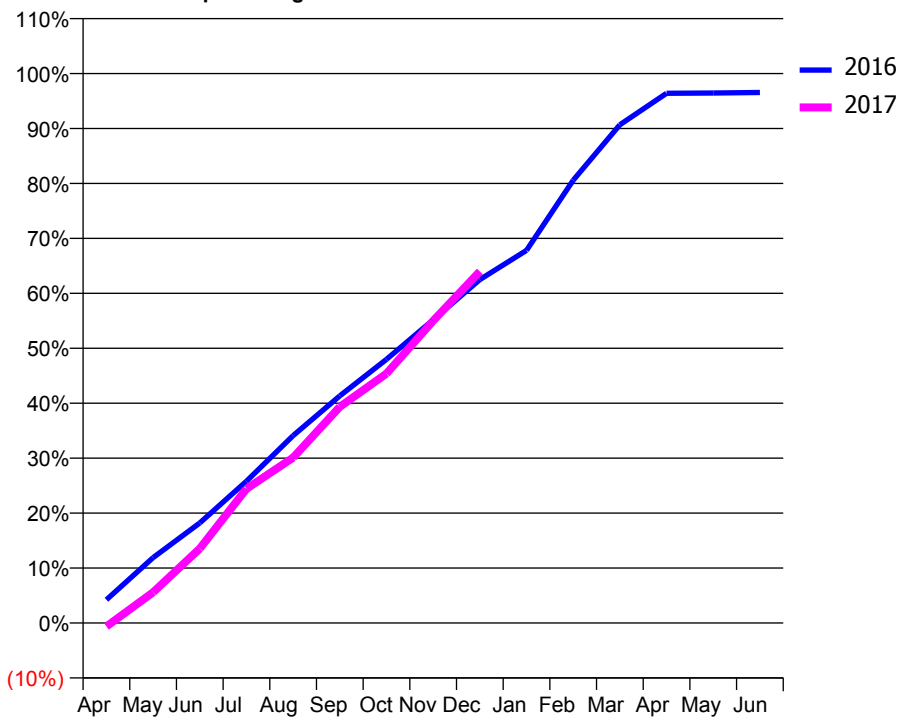
ACCESS*

Patients seen in 24 months	Total	Change since previous quarter
Quarter ending December 2015	2,356	
Quarter ending March 2016	2,476	↑
Quarter ending June 2016	2,551	↑
Quarter ending September 2016	2,597	→
Quarter ending December 2016	2,699	↑
Variance since December 2015	14.6%	↑



ACTIVITY

Cumulative percentage of contracted UDA delivered 2016 & 2017



Month	Adjusted Scheduled Activity (UDA)	
	2016	2017
April	325	-49
May	917	431
June	1,401	1,043
July	1,987	1,880
August	2,626	2,318
September	3,183	3,029
October	3,693	3,495
November	4,247	4,235
December	4,812	4,925
January	5,220	
February	6,203	
March	6,980	
April	7,421	
May	7,424	
June	7,432	

QUALITY

	Quantity	Base Number	Contract	AT	Region	England
% of FP17s for the same patient ID Re-attending within 3 months - Children	77	667	11.5%	10.5%	12.1%	12.4%
% of FP17s for the same patient ID Re-attending within 3 months - Adults	338	2,246	15.0%	14.2%	15.9%	16.6%
% of FP17s for the same patient ID Re-attending between 3 & 9 months - Children	369	667	55.3%	59.2%	58.6%	57.5%
% of FP17s for the same patient ID Re-attending between 3 & 9 months - Adults	1,203	2,246	53.6%	54.1%	51.5%	50.4%
% of FP17s for Band 1 Urgent Courses	183	2,732	6.7%	7.2%	8.0%	9.1%
% of FP17s Relating to Free Repair or Replacements	43	2,732	1.6%	0.9%	0.8%	0.8%
% of FP17s Relating to Continuations	39	2,732	1.4%	1.4%	1.2%	1.3%
% of Patients satisfied with the dentistry they have received	4	4	N/A	93.3%	92.8%	92.7%
% of Patients satisfied with the time they had to wait for an appointment	4	4	N/A	89.9%	89.2%	88.8%

* This is based on patients treated on this contract for their most recent course of treatment. Figures in italics indicate the base number of FP17s or Patient Questionnaire responses are less than 100. N/A is shown where the base number of responses is less than 10 during the period. % is calculated as Quantity/Base number*100

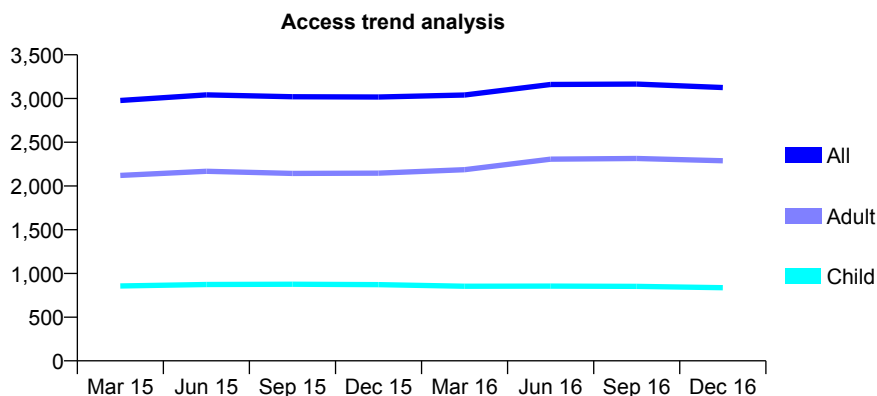
Q60 - Vital Signs At a Glance Contract Report for 186058/0001 - December 2016

Name or company name	J. F. Scannell & Associates
Contract type name	GDS Contract
Purpose of contract	General
Contract start date	01/07/2013
Contract end date	

16/17 Contracted general activity (UDA)	9,504
Carry forward general activity (UDA)	-66
16/17 Contracted orthodontic activity (UOA)	0
Carry forward orthodontic activity (UOA)	0
Baseline contract value	£264,024.49

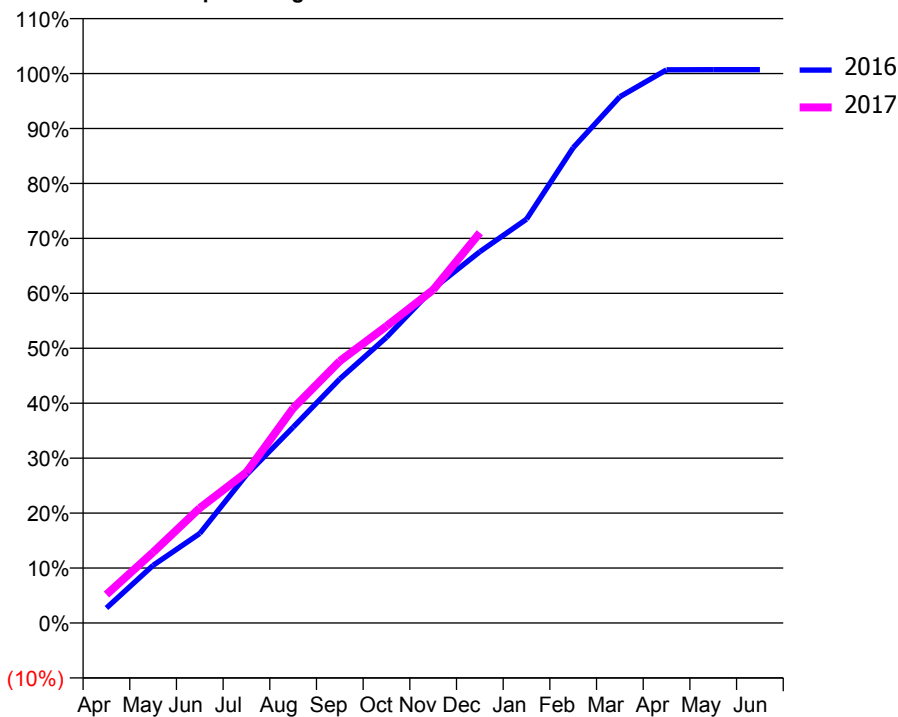
ACCESS*

Patients seen in 24 months	Total	Change since previous quarter
Quarter ending December 2015	3,018	
Quarter ending March 2016	3,040	→
Quarter ending June 2016	3,161	↑
Quarter ending September 2016	3,166	→
Quarter ending December 2016	3,125	↓
Variance since December 2015	3.5%	↑



ACTIVITY

Cumulative percentage of contracted UDA delivered 2016 & 2017



Month	Adjusted Scheduled Activity (UDA)	
	2016	2017
April	260	491
May	998	1,223
June	1,549	1,989
July	2,563	2,608
August	3,387	3,714
September	4,221	4,530
October	4,942	5,136
November	5,783	5,763
December	6,422	6,751
January	6,985	
February	8,220	
March	9,101	
April	9,569	
May	9,570	
June	9,570	

QUALITY

	Quantity	Base Number	Contract	AT	Region	England
% of FP17s for the same patient ID Re-attending within 3 months - Children	74	1,006	7.4%	10.5%	12.1%	12.4%
% of FP17s for the same patient ID Re-attending within 3 months - Adults	448	2,607	17.2%	14.2%	15.9%	16.6%
% of FP17s for the same patient ID Re-attending between 3 & 9 months - Children	608	1,006	60.4%	59.2%	58.6%	57.5%
% of FP17s for the same patient ID Re-attending between 3 & 9 months - Adults	1,017	2,607	39.0%	54.1%	51.5%	50.4%
% of FP17s for Band 1 Urgent Courses	173	3,390	5.1%	7.2%	8.0%	9.1%
% of FP17s Relating to Free Repair or Replacements	119	3,390	3.5%	0.9%	0.8%	0.8%
% of FP17s Relating to Continuations	66	3,390	1.9%	1.4%	1.2%	1.3%
% of Patients satisfied with the dentistry they have received	5	6	N/A	93.3%	92.8%	92.7%
% of Patients satisfied with the time they had to wait for an appointment	6	6	N/A	89.9%	89.2%	88.8%

* This is based on patients treated on this contract for their most recent course of treatment. Figures in italics indicate the base number of FP17s or Patient Questionnaire responses are less than 100. N/A is shown where the base number of responses is less than 10 during the period. % is calculated as Quantity/Base number*100

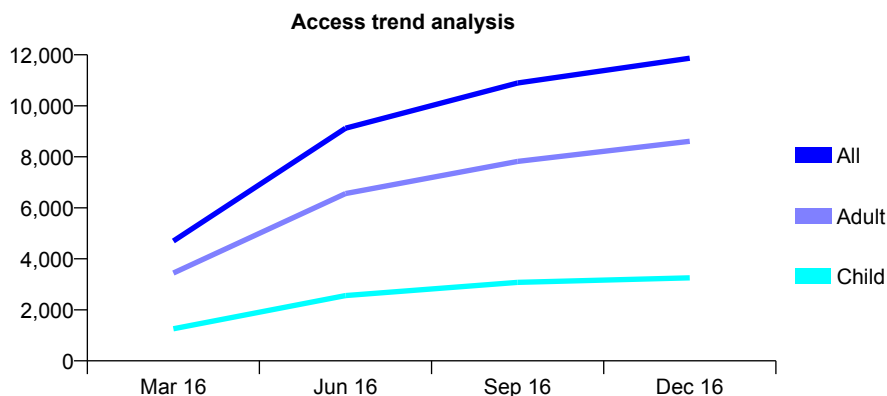
Q60 - Vital Signs At a Glance Contract Report for 186597/0001 - December 2016

Name or company name	Dosthill Valley Dental Practice
Contract type name	GDS Contract
Purpose of contract	General
Contract start date	01/01/2016
Contract end date	

16/17 Contracted general activity (UDA)	39,000
Carry forward general activity (UDA)	-45
16/17 Contracted orthodontic activity (UOA)	0
Carry forward orthodontic activity (UOA)	0
Baseline contract value	£989,145.42

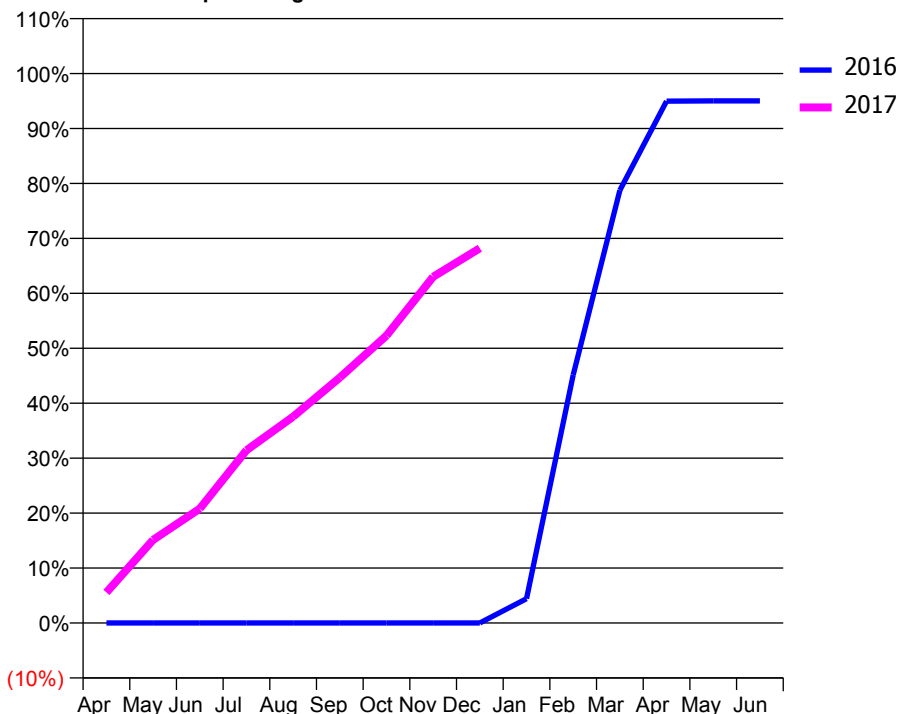
ACCESS*

Patients seen in 24 months	Total	Change since previous quarter
Quarter ending December 2015	0	
Quarter ending March 2016	4,700	
Quarter ending June 2016	9,120	↑
Quarter ending September 2016	10,896	↑
Quarter ending December 2016	11,865	↑
Variance since December 2015	N/A	



ACTIVITY

Cumulative percentage of contracted UDA delivered 2016 & 2017



Month	Adjusted Scheduled Activity (UDA)	
	2016	2017
April	0	2,168
May	0	5,905
June	0	8,114
July	0	12,264
August	0	14,645
September	0	17,420
October	0	20,395
November	0	24,578
December	0	26,596
January	433	
February	4,401	
March	7,680	
April	9,259	
May	9,265	
June	9,265	

QUALITY

	Quantity	Base Number	Contract	AT	Region	England
% of FP17s for the same patient ID Re-attending within 3 months - Children	164	3,943	4.2%	10.5%	12.1%	12.4%
% of FP17s for the same patient ID Re-attending within 3 months - Adults	1,035	10,640	9.7%	14.2%	15.9%	16.6%
% of FP17s for the same patient ID Re-attending between 3 & 9 months - Children	1,307	3,943	33.1%	59.2%	58.6%	57.5%
% of FP17s for the same patient ID Re-attending between 3 & 9 months - Adults	3,784	10,640	35.6%	54.1%	51.5%	50.4%
% of FP17s for Band 1 Urgent Courses	315	13,824	2.3%	7.2%	8.0%	9.1%
% of FP17s Relating to Free Repair or Replacements	124	13,824	0.9%	0.9%	0.8%	0.8%
% of FP17s Relating to Continuations	130	13,824	0.9%	1.4%	1.2%	1.3%
% of Patients satisfied with the dentistry they have received	20	20	100.0%	93.3%	92.8%	92.7%
% of Patients satisfied with the time they had to wait for an appointment	17	20	85.0%	89.9%	89.2%	88.8%

* This is based on patients treated on this contract for their most recent course of treatment. Figures in italics indicate the base number of FP17s or Patient Questionnaire responses are less than 100. N/A is shown where the base number of responses is less than 10 during the period. % is calculated as Quantity/Base number*100

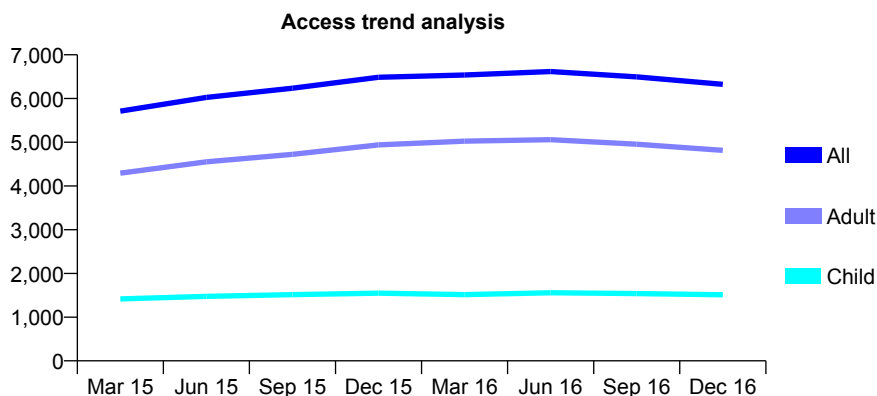
Q60 - Vital Signs At a Glance Contract Report for 186988/0001 - December 2016

Name or company name	The Westbury Park Dental Practice Partner
Contract type name	GDS Contract
Purpose of contract	General
Contract start date	05/12/2013
Contract end date	

16/17 Contracted general activity (UDA)	18,842
Carry forward general activity (UDA)	0
16/17 Contracted orthodontic activity (UOA)	0
Carry forward orthodontic activity (UOA)	0
Baseline contract value	£512,655.70

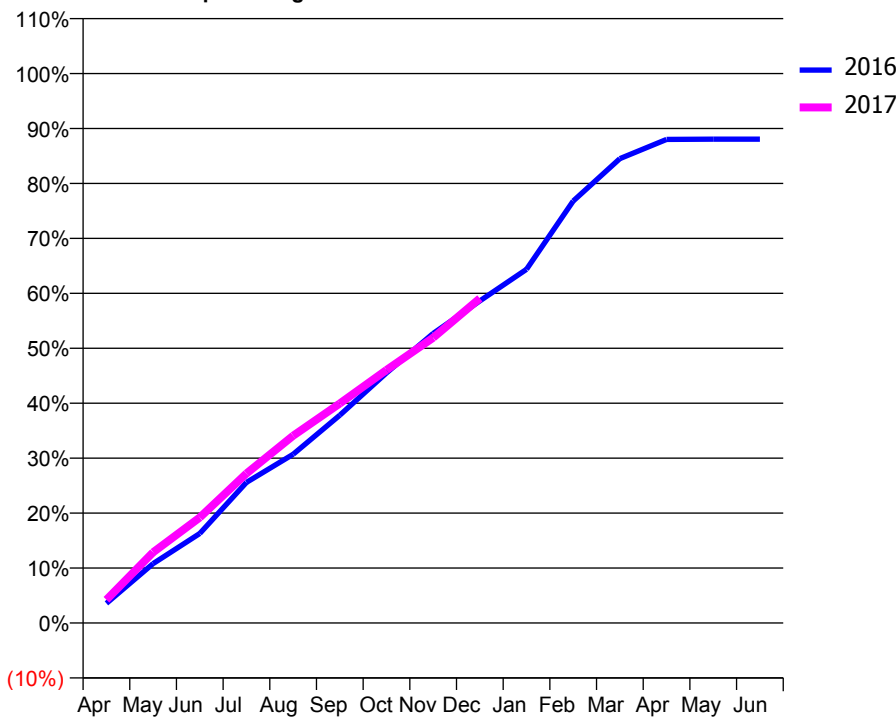
ACCESS*

Patients seen in 24 months	Total	Change since previous quarter
Quarter ending December 2015	6,486	
Quarter ending March 2016	6,538	→
Quarter ending June 2016	6,616	→
Quarter ending September 2016	6,494	↓
Quarter ending December 2016	6,324	↓
Variance since December 2015	(2.5%)	↓



ACTIVITY

Cumulative percentage of contracted UDA delivered 2016 & 2017



Adjusted Scheduled Activity (UDA)

Month	2016	2017
April	675	796
May	2,035	2,426
June	3,069	3,618
July	4,820	5,126
August	5,786	6,420
September	7,127	7,527
October	8,574	8,676
November	9,931	9,782
December	11,043	11,131
January	12,129	
February	14,467	
March	15,924	
April	16,583	
May	16,589	
June	16,591	

QUALITY

	Quantity	Base Number	Contract	AT	Region	England
% of FP17s for the same patient ID Re-attending within 3 months - Children	73	1,474	5.0%	10.5%	12.1%	12.4%
% of FP17s for the same patient ID Re-attending within 3 months - Adults	354	4,095	8.6%	14.2%	15.9%	16.6%
% of FP17s for the same patient ID Re-attending between 3 & 9 months - Children	856	1,474	58.1%	59.2%	58.6%	57.5%
% of FP17s for the same patient ID Re-attending between 3 & 9 months - Adults	2,238	4,095	54.7%	54.1%	51.5%	50.4%
% of FP17s for Band 1 Urgent Courses	223	5,283	4.2%	7.2%	8.0%	9.1%
% of FP17s Relating to Free Repair or Replacements	37	5,283	0.7%	0.9%	0.8%	0.8%
% of FP17s Relating to Continuations	93	5,283	1.8%	1.4%	1.2%	1.3%
% of Patients satisfied with the dentistry they have received	11	12	91.7%	93.3%	92.8%	92.7%
% of Patients satisfied with the time they had to wait for an appointment	11	12	91.7%	89.9%	89.2%	88.8%

* This is based on patients treated on this contract for their most recent course of treatment. Figures in italics indicate the base number of FP17s or Patient Questionnaire responses are less than 100. N/A is shown where the base number of responses is less than 10 during the period. % is calculated as Quantity/Base number*100

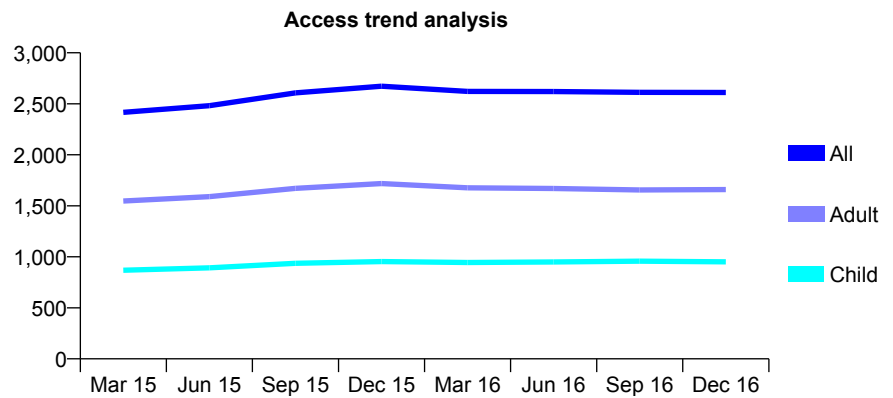
Q60 - Vital Signs At a Glance Contract Report for 188239/0001 - December 2016

Name or company name	Dr J S Jandu and Ms K K Bhambra
Contract type name	GDS Contract
Purpose of contract	General and Orthodontic
Contract start date	01/12/2009
Contract end date	

16/17 Contracted general activity (UDA)	6,309
Carry forward general activity (UDA)	0
16/17 Contracted orthodontic activity (UOA)	274
Carry forward orthodontic activity (UOA)	0
Baseline contract value	£170,767.20

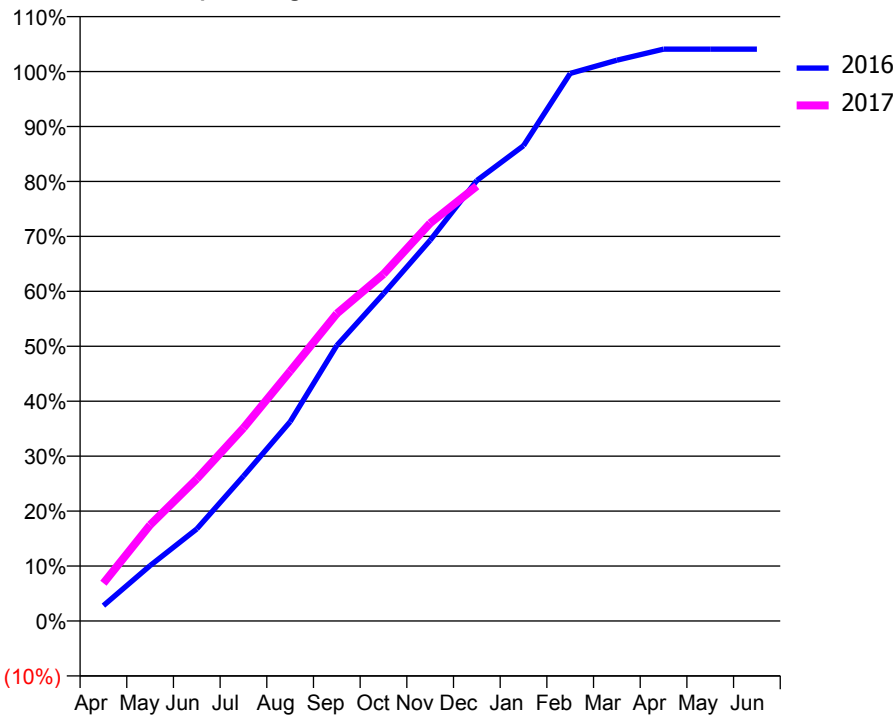
ACCESS*

Patients seen in 24 months	Total	Change since previous quarter
Quarter ending December 2015	2,672	
Quarter ending March 2016	2,622	↓
Quarter ending June 2016	2,620	→
Quarter ending September 2016	2,612	→
Quarter ending December 2016	2,611	→
Variance since December 2015	(2.3%)	↓



ACTIVITY

Cumulative percentage of contracted UDA delivered 2016 & 2017



Month	Adjusted Scheduled Activity (UDA)	
	2016	2017
April	177	434
May	635	1,104
June	1,057	1,631
July	1,664	2,217
August	2,289	2,869
September	3,164	3,529
October	3,758	3,984
November	4,372	4,567
December	5,058	4,993
January	5,457	
February	6,287	
March	6,439	
April	6,565	
May	6,566	
June	6,566	

QUALITY

	Quantity	Base Number	Contract	AT	Region	England
% of FP17s for the same patient ID Re-attending within 3 months - Children	116	1,156	10.0%	10.5%	12.1%	12.4%
% of FP17s for the same patient ID Re-attending within 3 months - Adults	190	1,563	12.2%	14.2%	15.9%	16.6%
% of FP17s for the same patient ID Re-attending between 3 & 9 months - Children	746	1,156	64.5%	59.2%	58.6%	57.5%
% of FP17s for the same patient ID Re-attending between 3 & 9 months - Adults	961	1,563	61.5%	54.1%	51.5%	50.4%
% of FP17s for Band 1 Urgent Courses	191	2,602	7.3%	7.2%	8.0%	9.1%
% of FP17s Relating to Free Repair or Replacements	7	2,602	0.3%	0.9%	0.8%	0.8%
% of FP17s Relating to Continuations	36	2,602	1.4%	1.4%	1.2%	1.3%
% of Patients satisfied with the dentistry they have received	3	3	N/A	93.3%	92.8%	92.7%
% of Patients satisfied with the time they had to wait for an appointment	3	3	N/A	89.9%	89.2%	88.8%

* This is based on patients treated on this contract for their most recent course of treatment. Figures in italics indicate the base number of FP17s or Patient Questionnaire responses are less than 100. N/A is shown where the base number of responses is less than 10 during the period. % is calculated as Quantity/Base number*100

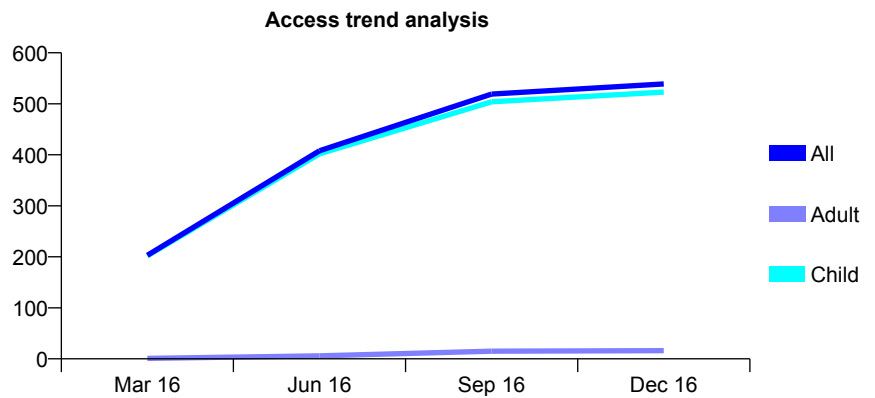
Q60 - Vital Signs At a Glance Contract Report for 188646/0001 - December 2016

Name or company name	Grosvenor Dental Practice
Contract type name	GDS Contract
Purpose of contract	General
Contract start date	01/02/2016
Contract end date	

16/17 Contracted general activity (UDA)	2,455
Carry forward general activity (UDA)	0
16/17 Contracted orthodontic activity (UOA)	0
Carry forward orthodontic activity (UOA)	0
Baseline contract value	£61,779.64

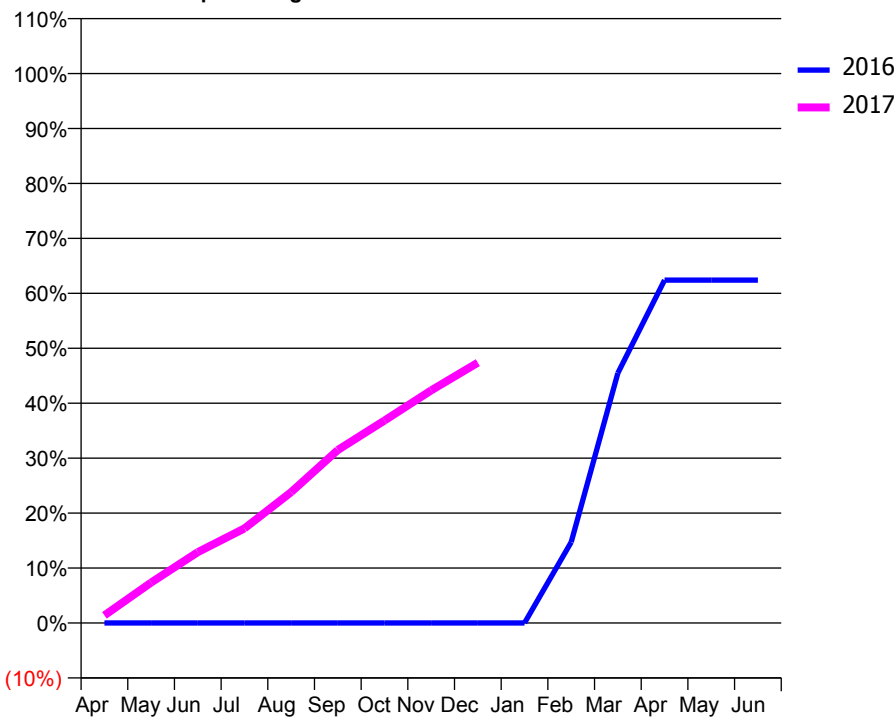
ACCESS*

Patients seen in 24 months	Total	Change since previous quarter
Quarter ending December 2015	0	
Quarter ending March 2016	203	
Quarter ending June 2016	408	↑
Quarter ending September 2016	519	↑
Quarter ending December 2016	539	↑
Variance since December 2015	N/A	



ACTIVITY

Cumulative percentage of contracted UDA delivered 2016 & 2017



Month	2016	2017
April	0	34
May	0	181
June	0	317
July	0	422
August	0	585
September	0	773
October	0	905
November	0	1,039
December	0	1,163
January	0	
February	60	
March	186	
April	255	
May	255	
June	255	

QUALITY

	Quantity	Base Number	Contract	AT	Region	England
% of FP17s for the same patient ID Re-attending within 3 months - Children	130	940	13.8%	10.5%	12.1%	12.4%
% of FP17s for the same patient ID Re-attending within 3 months - Adults	0	0	N/A	14.2%	15.9%	16.6%
% of FP17s for the same patient ID Re-attending between 3 & 9 months - Children	378	940	40.2%	59.2%	58.6%	57.5%
% of FP17s for the same patient ID Re-attending between 3 & 9 months - Adults	0	0	N/A	54.1%	51.5%	50.4%
% of FP17s for Band 1 Urgent Courses	16	886	1.8%	7.2%	8.0%	9.1%
% of FP17s Relating to Free Repair or Replacements	0	886	0.0%	0.9%	0.8%	0.8%
% of FP17s Relating to Continuations	0	886	0.0%	1.4%	1.2%	1.3%
% of Patients satisfied with the dentistry they have received	0	0	N/A	93.3%	92.8%	92.7%
% of Patients satisfied with the time they had to wait for an appointment	0	0	N/A	89.9%	89.2%	88.8%

* This is based on patients treated on this contract for their most recent course of treatment. Figures in italics indicate the base number of FP17s or Patient Questionnaire responses are less than 100. N/A is shown where the base number of responses is less than 10 during the period. % is calculated as Quantity/Base number*100

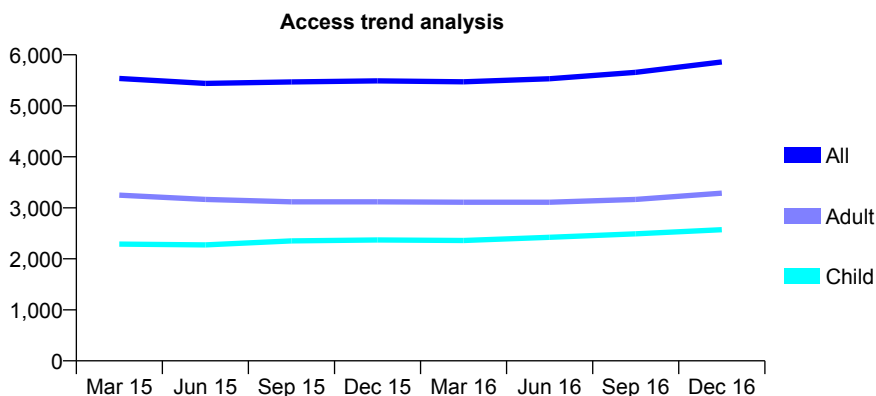
Q60 - Vital Signs At a Glance Contract Report for 190608/0001 - December 2016

Name or company name	Dawley Dental Practice
Contract type name	GDS Contract
Purpose of contract	General
Contract start date	23/09/2009
Contract end date	

16/17 Contracted general activity (UDA)	17,919
Carry forward general activity (UDA)	335
16/17 Contracted orthodontic activity (UOA)	0
Carry forward orthodontic activity (UOA)	0
Baseline contract value	£445,879.43

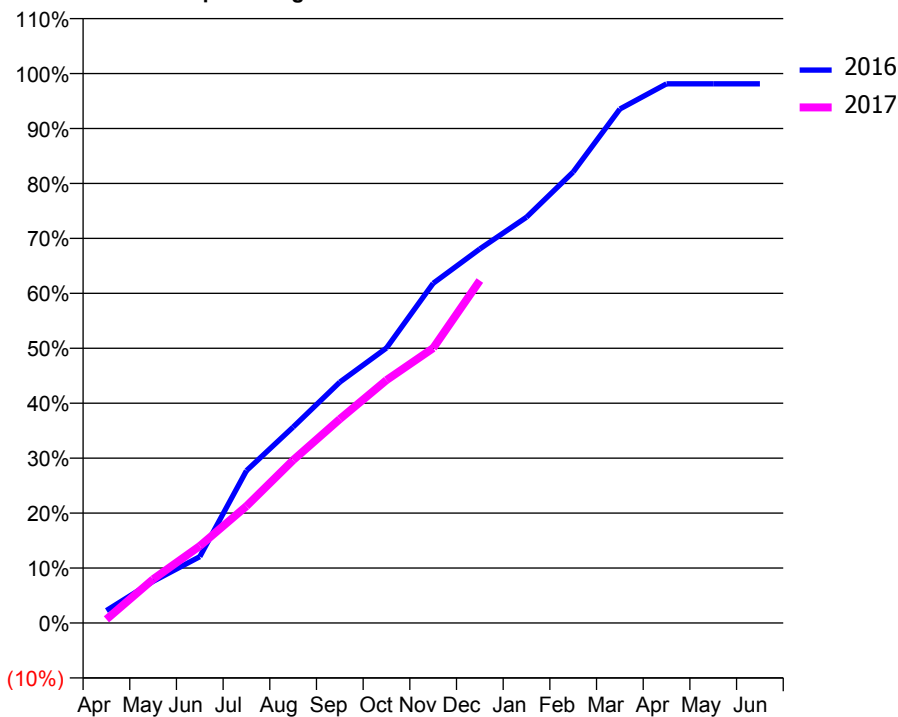
ACCESS*

Patients seen in 24 months	Total	Change since previous quarter
Quarter ending December 2015	5,488	
Quarter ending March 2016	5,470	→
Quarter ending June 2016	5,532	→
Quarter ending September 2016	5,656	↑
Quarter ending December 2016	5,859	↑
Variance since December 2015	6.8%	↑



ACTIVITY

Cumulative percentage of contracted UDA delivered 2016 & 2017



Month	Adjusted Scheduled Activity (UDA)	
	2016	2017
April	407	119
May	1,361	1,428
June	2,165	2,513
July	4,969	3,810
August	6,388	5,309
September	7,855	6,650
October	8,970	7,921
November	11,077	8,963
December	12,197	11,168
January	13,235	
February	14,709	
March	16,761	
April	17,585	
May	17,583	
June	17,583	

QUALITY

	Quantity	Base Number	Contract	AT	Region	England
% of FP17s for the same patient ID Re-attending within 3 months - Children	372	3,269	11.4%	10.5%	12.1%	12.4%
% of FP17s for the same patient ID Re-attending within 3 months - Adults	610	3,593	17.0%	14.2%	15.9%	16.6%
% of FP17s for the same patient ID Re-attending between 3 & 9 months - Children	1,889	3,269	57.8%	59.2%	58.6%	57.5%
% of FP17s for the same patient ID Re-attending between 3 & 9 months - Adults	1,896	3,593	52.8%	54.1%	51.5%	50.4%
% of FP17s for Band 1 Urgent Courses	369	6,126	6.0%	7.2%	8.0%	9.1%
% of FP17s Relating to Free Repair or Replacements	20	6,126	0.3%	0.9%	0.8%	0.8%
% of FP17s Relating to Continuations	28	6,126	0.5%	1.4%	1.2%	1.3%
% of Patients satisfied with the dentistry they have received	6	6	N/A	93.3%	92.8%	92.7%
% of Patients satisfied with the time they had to wait for an appointment	6	6	N/A	89.9%	89.2%	88.8%

* This is based on patients treated on this contract for their most recent course of treatment. Figures in italics indicate the base number of FP17s or Patient Questionnaire responses are less than 100. N/A is shown where the base number of responses is less than 10 during the period. % is calculated as Quantity/Base number*100

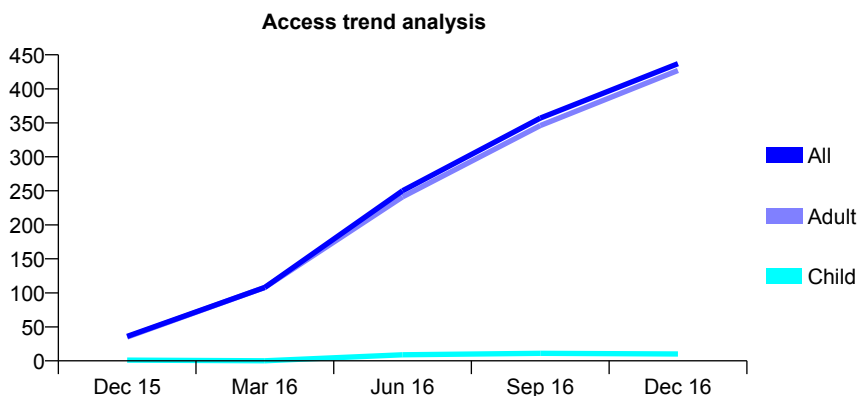
Q60 - Vital Signs At a Glance Contract Report for 192538/0001 - December 2016

Name or company name	The Smile Works Ltd
Contract type name	PDS Contract
Purpose of contract	General
Contract start date	01/07/2015
Contract end date	31/03/2020

16/17 Contracted general activity (UDA)	1,800
Carry forward general activity (UDA)	0
16/17 Contracted orthodontic activity (UOA)	0
Carry forward orthodontic activity (UOA)	0
Baseline contract value	£72,557.11

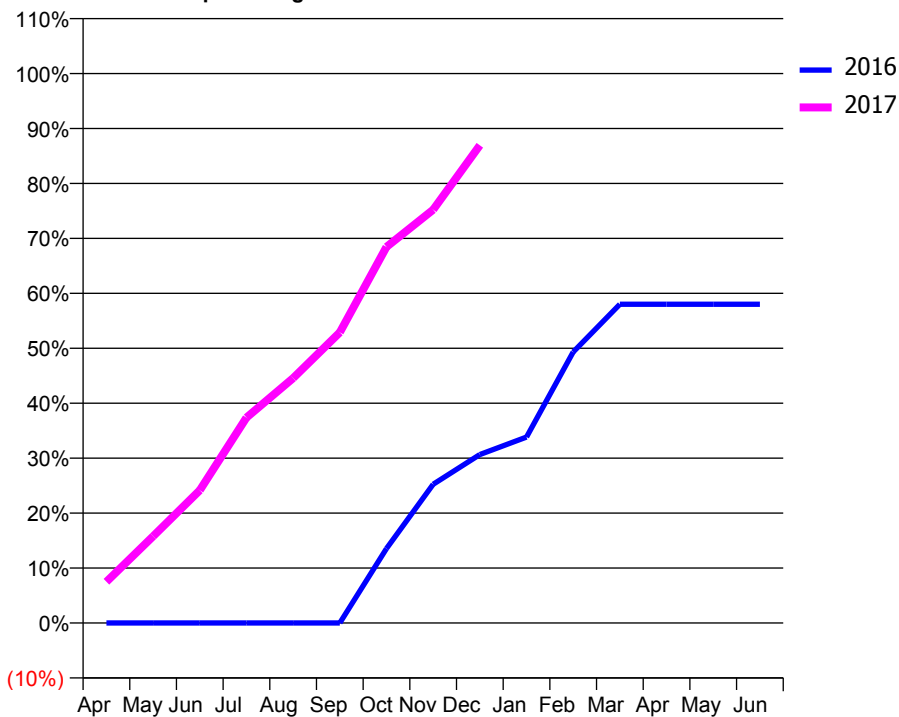
ACCESS*

Patients seen in 24 months	Total	Change since previous quarter
Quarter ending December 2015	36	
Quarter ending March 2016	108	↑
Quarter ending June 2016	250	↑
Quarter ending September 2016	357	↑
Quarter ending December 2016	437	↑
Variance since December 2015	1113.9%	↑



ACTIVITY

Cumulative percentage of contracted UDA delivered 2016 & 2017



Month	Adjusted Scheduled Activity (UDA)	
	2016	2017
April	0	135
May	0	284
June	0	435
July	0	673
August	0	802
September	0	952
October	183	1,232
November	341	1,354
December	414	1,565
January	457	
February	666	
March	783	
April	783	
May	783	
June	783	

QUALITY

	Quantity	Base Number	Contract	AT	Region	England
% of FP17s for the same patient ID Re-attending within 3 months - Children	0	19	0.0%	10.5%	12.1%	12.4%
% of FP17s for the same patient ID Re-attending within 3 months - Adults	1	546	0.2%	14.2%	15.9%	16.6%
% of FP17s for the same patient ID Re-attending between 3 & 9 months - Children	0	19	0.0%	59.2%	58.6%	57.5%
% of FP17s for the same patient ID Re-attending between 3 & 9 months - Adults	0	546	0.0%	54.1%	51.5%	50.4%
% of FP17s for Band 1 Urgent Courses	0	565	0.0%	7.2%	8.0%	9.1%
% of FP17s Relating to Free Repair or Replacements	0	565	0.0%	0.9%	0.8%	0.8%
% of FP17s Relating to Continuations	0	565	0.0%	1.4%	1.2%	1.3%
% of Patients satisfied with the dentistry they have received	1	1	N/A	93.3%	92.8%	92.7%
% of Patients satisfied with the time they had to wait for an appointment	0	1	N/A	89.9%	89.2%	88.8%

* This is based on patients treated on this contract for their most recent course of treatment. Figures in italics indicate the base number of FP17s or Patient Questionnaire responses are less than 100. N/A is shown where the base number of responses is less than 10 during the period. % is calculated as Quantity/Base number*100

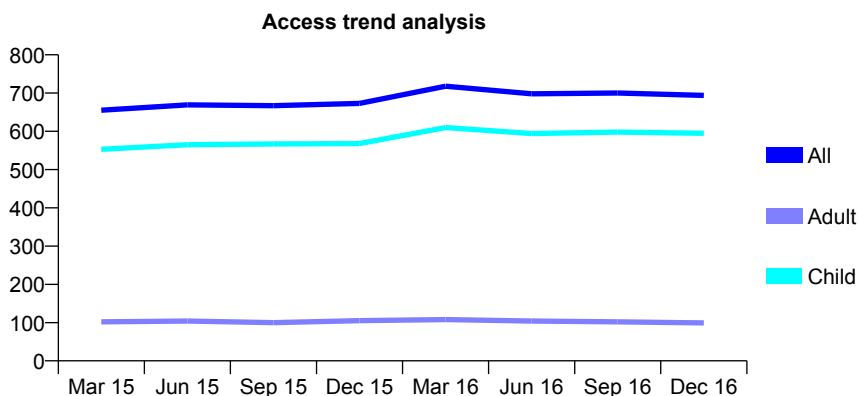
Q60 - Vital Signs At a Glance Contract Report for 193623/0001 - December 2016

Name or company name	Beaufort Dental Health Centre Ltd
Contract type name	GDS Contract
Purpose of contract	General
Contract start date	01/07/2009
Contract end date	

16/17 Contracted general activity (UDA)	1,380
Carry forward general activity (UDA)	5
16/17 Contracted orthodontic activity (UOA)	0
Carry forward orthodontic activity (UOA)	0
Baseline contract value	£30,186.20

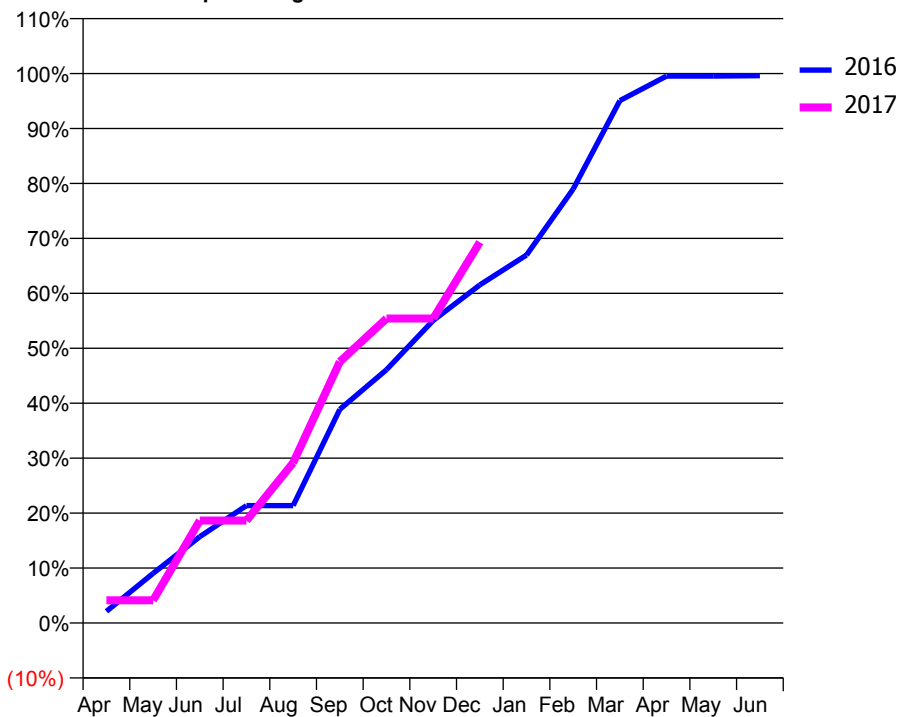
ACCESS*

Patients seen in 24 months	Total	Change since previous quarter
Quarter ending December 2015	673	
Quarter ending March 2016	718	↑
Quarter ending June 2016	698	↓
Quarter ending September 2016	700	→
Quarter ending December 2016	694	→
Variance since December 2015	3.1%	↑



ACTIVITY

Cumulative percentage of contracted UDA delivered 2016 & 2017



Month	Adjusted Scheduled Activity (UDA)	
	2016	2017
April	29	57
May	125	57
June	217	257
July	295	257
August	295	402
September	537	656
October	636	765
November	760	765
December	849	956
January	924	
February	1,090	
March	1,312	
April	1,374	
May	1,374	
June	1,375	

QUALITY

	Quantity	Base Number	Contract	AT	Region	England
% of FP17s for the same patient ID Re-attending within 3 months - Children	66	743	8.9%	10.5%	12.1%	12.4%
% of FP17s for the same patient ID Re-attending within 3 months - Adults	4	33	12.1%	14.2%	15.9%	16.6%
% of FP17s for the same patient ID Re-attending between 3 & 9 months - Children	519	743	69.9%	59.2%	58.6%	57.5%
% of FP17s for the same patient ID Re-attending between 3 & 9 months - Adults	28	33	84.8%	54.1%	51.5%	50.4%
% of FP17s for Band 1 Urgent Courses	26	727	3.6%	7.2%	8.0%	9.1%
% of FP17s Relating to Free Repair or Replacements	0	727	0.0%	0.9%	0.8%	0.8%
% of FP17s Relating to Continuations	0	727	0.0%	1.4%	1.2%	1.3%
% of Patients satisfied with the dentistry they have received	0	0	N/A	93.3%	92.8%	92.7%
% of Patients satisfied with the time they had to wait for an appointment	0	0	N/A	89.9%	89.2%	88.8%

* This is based on patients treated on this contract for their most recent course of treatment. Figures in italics indicate the base number of FP17s or Patient Questionnaire responses are less than 100. N/A is shown where the base number of responses is less than 10 during the period. % is calculated as Quantity/Base number*100

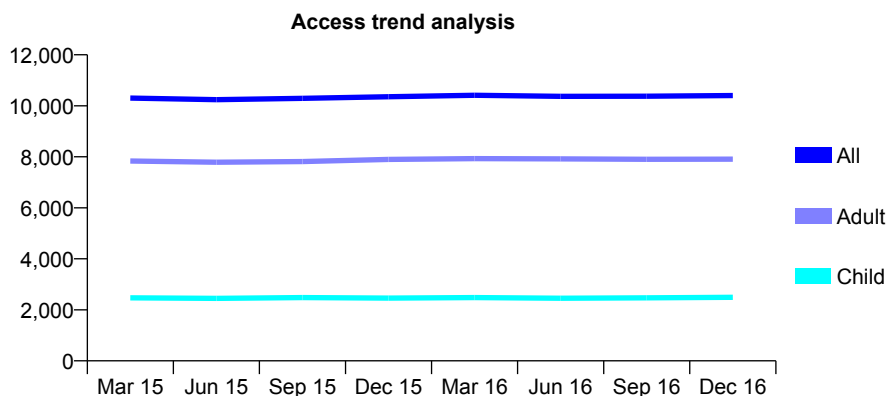
Q60 - Vital Signs At a Glance Contract Report for 195170/0001 - December 2016

Name or company name	Station House Dental Practice (Telford) Ltd
Contract type name	Pilot Contract
Purpose of contract	General and Orthodontic
Contract start date	01/12/2009
Contract end date	

16/17 Contracted general activity (UDA)	39,000
Carry forward general activity (UDA)	0
16/17 Contracted orthodontic activity (UOA)	995
Carry forward orthodontic activity (UOA)	0
Baseline contract value	£1,117,539.57

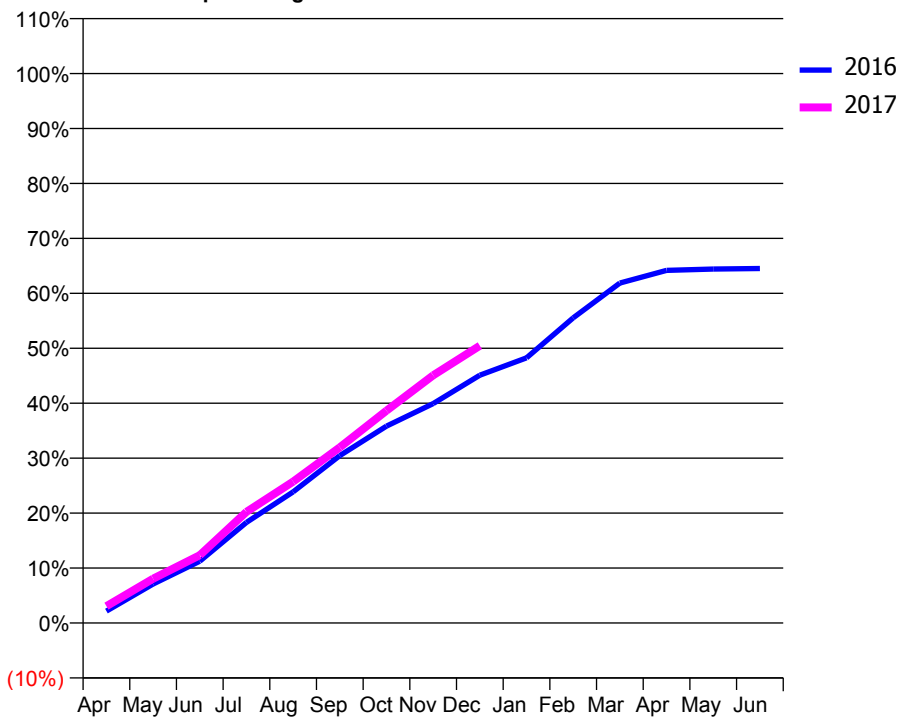
ACCESS*

Patients seen in 24 months	Total	Change since previous quarter
Quarter ending December 2015	10,356	
Quarter ending March 2016	10,411	→
Quarter ending June 2016	10,371	→
Quarter ending September 2016	10,374	→
Quarter ending December 2016	10,401	→
Variance since December 2015	0.4%	→



ACTIVITY

Cumulative percentage of contracted UDA delivered 2016 & 2017



Month	Adjusted Scheduled Activity (UDA)	
	2016	2017
April	828	1,198
May	2,710	3,149
June	4,301	4,817
July	6,991	7,884
August	9,116	10,040
September	11,641	12,473
October	13,687	15,068
November	15,256	17,577
December	17,229	19,679
January	18,436	
February	21,218	
March	23,638	
April	24,518	
May	24,613	
June	24,651	

QUALITY

	Quantity	Base Number	Contract	AT	Region	England
% of FP17s for the same patient ID Re-attending within 3 months - Children	148	2,628	5.6%	10.5%	12.1%	12.4%
% of FP17s for the same patient ID Re-attending within 3 months - Adults	804	7,757	10.4%	14.2%	15.9%	16.6%
% of FP17s for the same patient ID Re-attending between 3 & 9 months - Children	1,698	2,628	64.6%	59.2%	58.6%	57.5%
% of FP17s for the same patient ID Re-attending between 3 & 9 months - Adults	4,527	7,757	58.4%	54.1%	51.5%	50.4%
% of FP17s for Band 1 Urgent Courses	499	9,464	5.3%	7.2%	8.0%	9.1%
% of FP17s Relating to Free Repair or Replacements	54	9,464	0.6%	0.9%	0.8%	0.8%
% of FP17s Relating to Continuations	159	9,464	1.7%	1.4%	1.2%	1.3%
% of Patients satisfied with the dentistry they have received	19	23	82.6%	93.3%	92.8%	92.7%
% of Patients satisfied with the time they had to wait for an appointment	21	23	91.3%	89.9%	89.2%	88.8%

* This is based on patients treated on this contract for their most recent course of treatment. Figures in italics indicate the base number of FP17s or Patient Questionnaire responses are less than 100. N/A is shown where the base number of responses is less than 10 during the period. % is calculated as Quantity/Base number*100

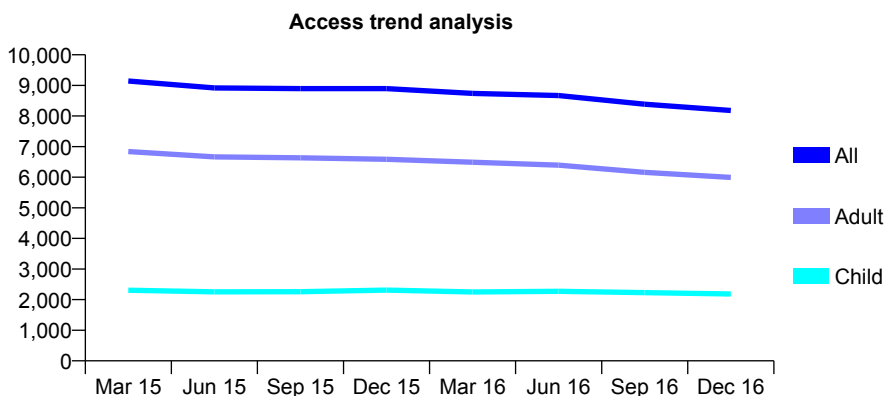
Q60 - Vital Signs At a Glance Contract Report for 195464/0001 - December 2016

Name or company name	Keen Dental Care
Contract type name	GDS Contract
Purpose of contract	General
Contract start date	01/04/2012
Contract end date	

16/17 Contracted general activity (UDA)	23,030
Carry forward general activity (UDA)	-420
16/17 Contracted orthodontic activity (UOA)	0
Carry forward orthodontic activity (UOA)	0
Baseline contract value	£569,241.97

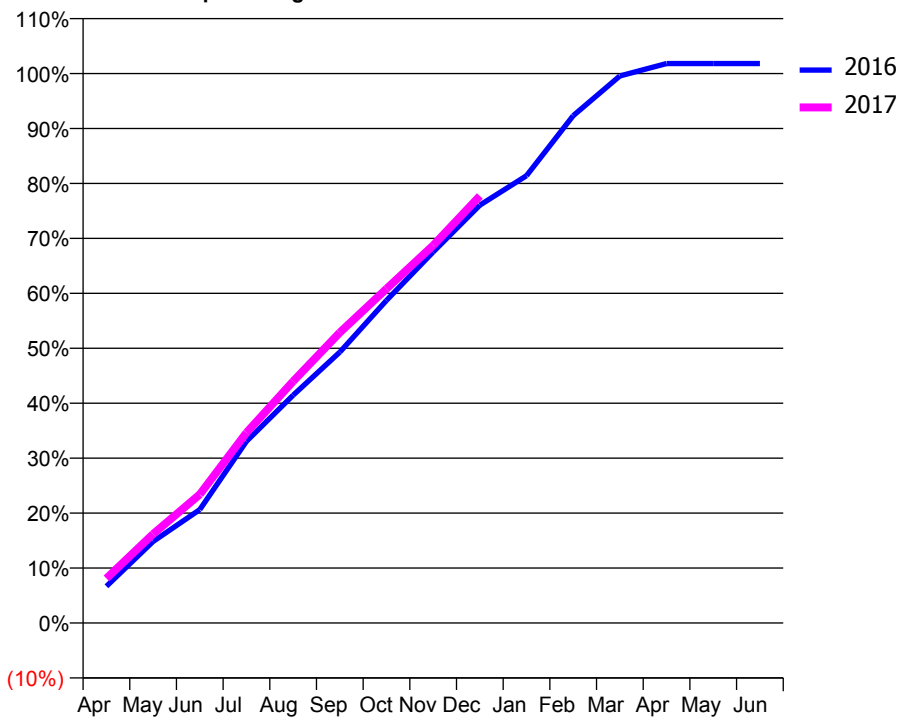
ACCESS*

Patients seen in 24 months	Total	Change since previous quarter
Quarter ending December 2015	8,895	
Quarter ending March 2016	8,740	↓
Quarter ending June 2016	8,669	→
Quarter ending September 2016	8,387	↓
Quarter ending December 2016	8,179	↓
Variance since December 2015	(8.0%)	↓



ACTIVITY

Cumulative percentage of contracted UDA delivered 2016 & 2017



Month	Adjusted Scheduled Activity (UDA)	
	2016	2017
April	1,542	1,869
May	3,419	3,729
June	4,755	5,388
July	7,615	7,979
August	9,551	10,132
September	11,356	12,176
October	13,524	14,010
November	15,549	15,823
December	17,509	17,896
January	18,746	
February	21,263	
March	22,927	
April	23,449	
May	23,450	
June	23,450	

QUALITY

	Quantity	Base Number	Contract	AT	Region	England
% of FP17s for the same patient ID Re-attending within 3 months - Children	207	2,575	8.0%	10.5%	12.1%	12.4%
% of FP17s for the same patient ID Re-attending within 3 months - Adults	1,010	7,127	14.2%	14.2%	15.9%	16.6%
% of FP17s for the same patient ID Re-attending between 3 & 9 months - Children	1,605	2,575	62.3%	59.2%	58.6%	57.5%
% of FP17s for the same patient ID Re-attending between 3 & 9 months - Adults	4,423	7,127	62.1%	54.1%	51.5%	50.4%
% of FP17s for Band 1 Urgent Courses	472	9,394	5.0%	7.2%	8.0%	9.1%
% of FP17s Relating to Free Repair or Replacements	75	9,394	0.8%	0.9%	0.8%	0.8%
% of FP17s Relating to Continuations	301	9,394	3.2%	1.4%	1.2%	1.3%
% of Patients satisfied with the dentistry they have received	19	20	95.0%	93.3%	92.8%	92.7%
% of Patients satisfied with the time they had to wait for an appointment	18	20	90.0%	89.9%	89.2%	88.8%

* This is based on patients treated on this contract for their most recent course of treatment. Figures in italics indicate the base number of FP17s or Patient Questionnaire responses are less than 100. N/A is shown where the base number of responses is less than 10 during the period. % is calculated as Quantity/Base number*100

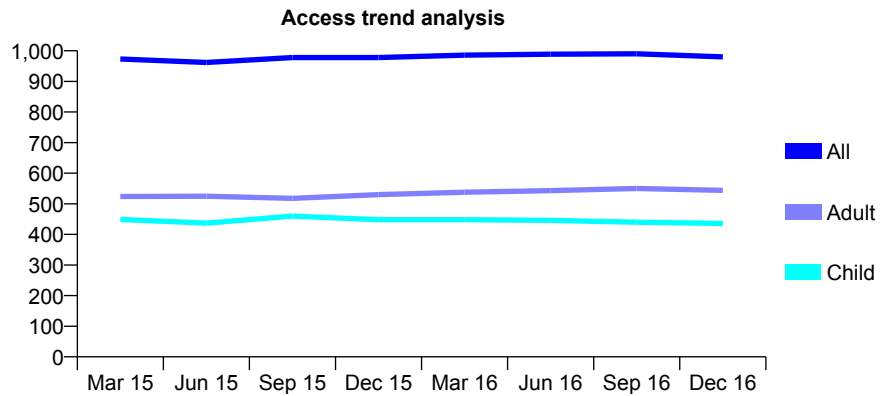
Q60 - Vital Signs At a Glance Contract Report for 198048/0001 - December 2016

Name or company name	The Cherry Orchard Dental Practice Partne
Contract type name	GDS Contract
Purpose of contract	General
Contract start date	05/03/2013
Contract end date	

16/17 Contracted general activity (UDA)	2,200
Carry forward general activity (UDA)	-39
16/17 Contracted orthodontic activity (UOA)	0
Carry forward orthodontic activity (UOA)	0
Baseline contract value	£47,826.65

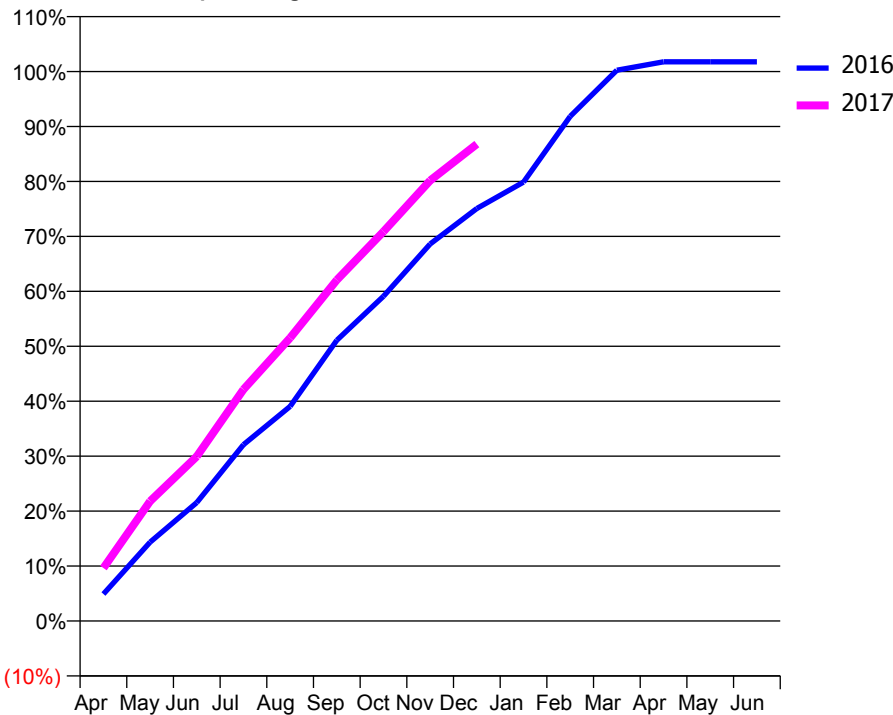
ACCESS*

Patients seen in 24 months	Total	Change since previous quarter
Quarter ending December 2015	978	
Quarter ending March 2016	986	→
Quarter ending June 2016	989	→
Quarter ending September 2016	990	→
Quarter ending December 2016	980	↓
Variance since December 2015	0.2%	→



ACTIVITY

Cumulative percentage of contracted UDA delivered 2016 & 2017



Month	Adjusted Scheduled Activity (UDA)	
	2016	2017
April	108	212
May	316	480
June	474	659
July	706	927
August	859	1,134
September	1,124	1,366
October	1,300	1,559
November	1,510	1,764
December	1,651	1,909
January	1,757	
February	2,021	
March	2,205	
April	2,239	
May	2,239	
June	2,239	

QUALITY

	Quantity	Base Number	Contract	AT	Region	England
% of FP17s for the same patient ID Re-attending within 3 months - Children	42	606	6.9%	10.5%	12.1%	12.4%
% of FP17s for the same patient ID Re-attending within 3 months - Adults	93	647	14.4%	14.2%	15.9%	16.6%
% of FP17s for the same patient ID Re-attending between 3 & 9 months - Children	464	606	76.6%	59.2%	58.6%	57.5%
% of FP17s for the same patient ID Re-attending between 3 & 9 months - Adults	450	647	69.6%	54.1%	51.5%	50.4%
% of FP17s for Band 1 Urgent Courses	46	1,221	3.8%	7.2%	8.0%	9.1%
% of FP17s Relating to Free Repair or Replacements	0	1,221	0.0%	0.9%	0.8%	0.8%
% of FP17s Relating to Continuations	29	1,221	2.4%	1.4%	1.2%	1.3%
% of Patients satisfied with the dentistry they have received	2	2	N/A	93.3%	92.8%	92.7%
% of Patients satisfied with the time they had to wait for an appointment	2	2	N/A	89.9%	89.2%	88.8%

* This is based on patients treated on this contract for their most recent course of treatment. Figures in italics indicate the base number of FP17s or Patient Questionnaire responses are less than 100. N/A is shown where the base number of responses is less than 10 during the period. % is calculated as Quantity/Base number*100

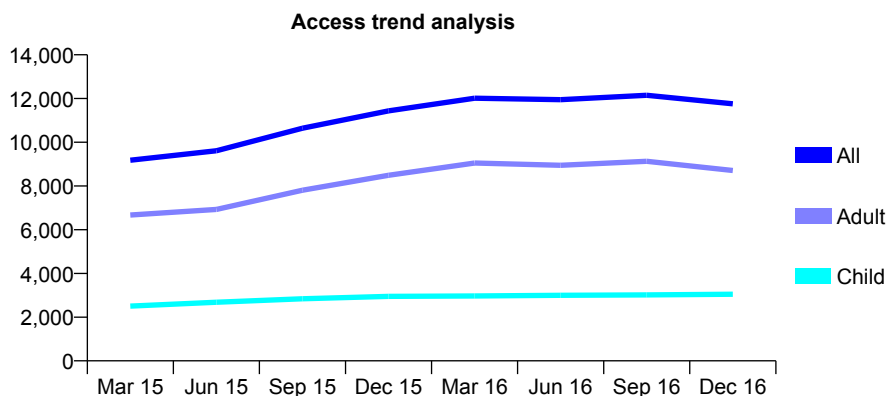
Q60 - Vital Signs At a Glance Contract Report for 198404/0001 - December 2016

Name or company name	Tamworth Dental Practice Partnership
Contract type name	GDS Contract
Purpose of contract	General
Contract start date	01/04/2014
Contract end date	

16/17 Contracted general activity (UDA)	30,297
Carry forward general activity (UDA)	-32
16/17 Contracted orthodontic activity (UOA)	0
Carry forward orthodontic activity (UOA)	0
Baseline contract value	£767,654.23

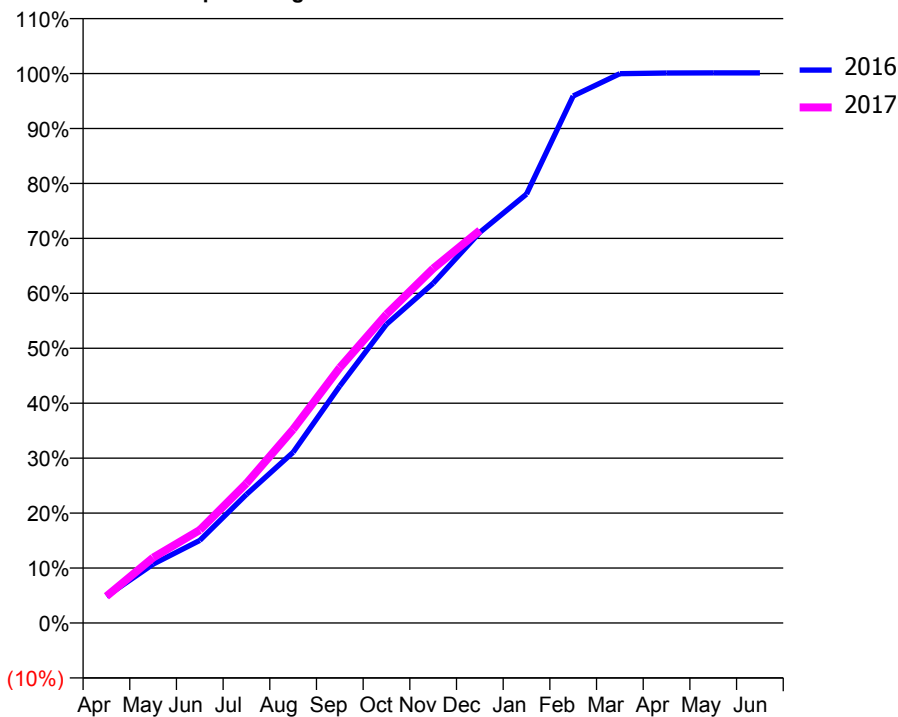
ACCESS*

Patients seen in 24 months	Total	Change since previous quarter
Quarter ending December 2015	11,433	
Quarter ending March 2016	12,015	↑
Quarter ending June 2016	11,945	→
Quarter ending September 2016	12,146	→
Quarter ending December 2016	11,759	↓
Variance since December 2015	2.9%	↑



ACTIVITY

Cumulative percentage of contracted UDA delivered 2016 & 2017



Month	Adjusted Scheduled Activity (UDA)	
	2016	2017
April	1,478	1,473
May	3,245	3,609
June	4,552	5,131
July	7,091	7,702
August	9,416	10,678
September	13,069	14,082
October	16,475	17,022
November	18,730	19,549
December	21,541	21,650
January	23,649	
February	29,058	
March	30,285	
April	30,323	
May	30,328	
June	30,329	

QUALITY

	Quantity	Base Number	Contract	AT	Region	England
% of FP17s for the same patient ID Re-attending within 3 months - Children	123	3,372	3.6%	10.5%	12.1%	12.4%
% of FP17s for the same patient ID Re-attending within 3 months - Adults	666	6,415	10.4%	14.2%	15.9%	16.6%
% of FP17s for the same patient ID Re-attending between 3 & 9 months - Children	2,212	3,372	65.6%	59.2%	58.6%	57.5%
% of FP17s for the same patient ID Re-attending between 3 & 9 months - Adults	2,426	6,415	37.8%	54.1%	51.5%	50.4%
% of FP17s for Band 1 Urgent Courses	893	9,751	9.2%	7.2%	8.0%	9.1%
% of FP17s Relating to Free Repair or Replacements	28	9,751	0.3%	0.9%	0.8%	0.8%
% of FP17s Relating to Continuations	59	9,751	0.6%	1.4%	1.2%	1.3%
% of Patients satisfied with the dentistry they have received	22	22	100.0%	93.3%	92.8%	92.7%
% of Patients satisfied with the time they had to wait for an appointment	20	22	90.9%	89.9%	89.2%	88.8%

* This is based on patients treated on this contract for their most recent course of treatment. Figures in italics indicate the base number of FP17s or Patient Questionnaire responses are less than 100. N/A is shown where the base number of responses is less than 10 during the period. % is calculated as Quantity/Base number*100

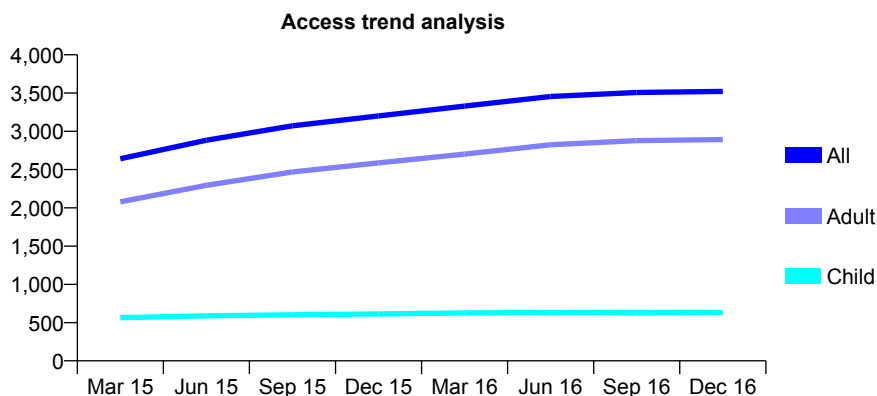
Q60 - Vital Signs At a Glance Contract Report for 198595/0001 - December 2016

Name or company name	Khanna Dental Limited
Contract type name	GDS Contract
Purpose of contract	General and Orthodontic
Contract start date	01/07/2014
Contract end date	

16/17 Contracted general activity (UDA)	12,412
Carry forward general activity (UDA)	0
16/17 Contracted orthodontic activity (UOA)	280
Carry forward orthodontic activity (UOA)	0
Baseline contract value	£359,226.03

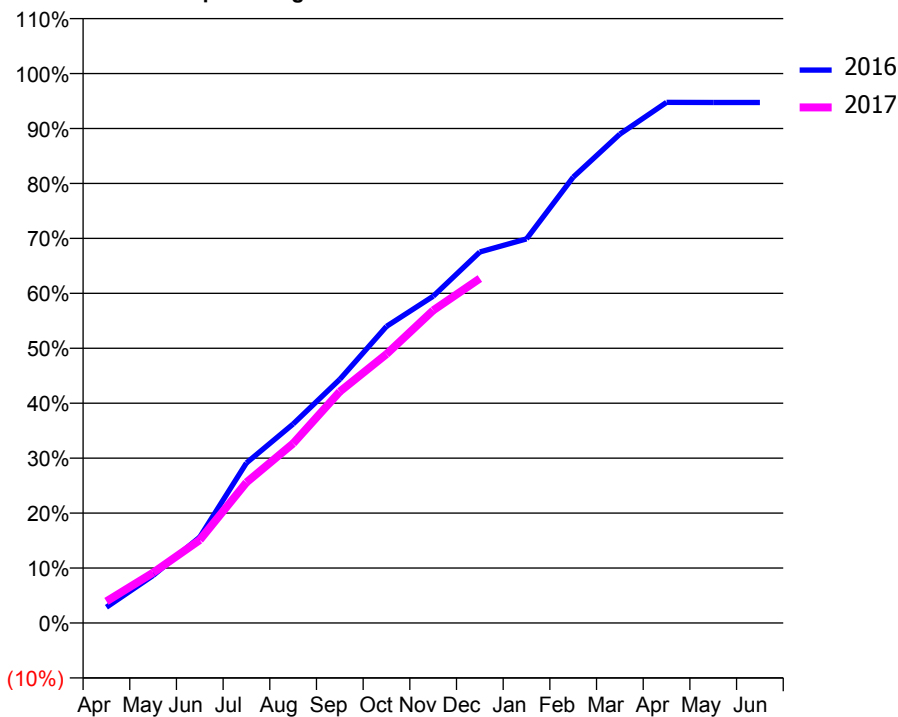
ACCESS*

Patients seen in 24 months	Total	Change since previous quarter
Quarter ending December 2015	3,200	
Quarter ending March 2016	3,329	↑
Quarter ending June 2016	3,456	↑
Quarter ending September 2016	3,508	→
Quarter ending December 2016	3,522	→
Variance since December 2015	10.1%	↑



ACTIVITY

Cumulative percentage of contracted UDA delivered 2016 & 2017



Month	Adjusted Scheduled Activity (UDA)	
	2016	2017
April	358	490
May	1,075	1,136
June	1,941	1,876
July	3,616	3,177
August	4,495	4,055
September	5,505	5,228
October	6,699	6,072
November	7,382	7,061
December	8,381	7,780
January	8,676	
February	10,069	
March	11,044	
April	11,761	
May	11,758	
June	11,759	

QUALITY

	Quantity	Base Number	Contract	AT	Region	England
% of FP17s for the same patient ID Re-attending within 3 months - Children	51	641	8.0%	10.5%	12.1%	12.4%
% of FP17s for the same patient ID Re-attending within 3 months - Adults	512	3,195	16.0%	14.2%	15.9%	16.6%
% of FP17s for the same patient ID Re-attending between 3 & 9 months - Children	396	641	61.8%	59.2%	58.6%	57.5%
% of FP17s for the same patient ID Re-attending between 3 & 9 months - Adults	1,760	3,195	55.1%	54.1%	51.5%	50.4%
% of FP17s for Band 1 Urgent Courses	376	3,539	10.6%	7.2%	8.0%	9.1%
% of FP17s Relating to Free Repair or Replacements	9	3,539	0.3%	0.9%	0.8%	0.8%
% of FP17s Relating to Continuations	16	3,539	0.5%	1.4%	1.2%	1.3%
% of Patients satisfied with the dentistry they have received	23	25	92.0%	93.3%	92.8%	92.7%
% of Patients satisfied with the time they had to wait for an appointment	25	25	100.0%	89.9%	89.2%	88.8%

* This is based on patients treated on this contract for their most recent course of treatment. Figures in italics indicate the base number of FP17s or Patient Questionnaire responses are less than 100. N/A is shown where the base number of responses is less than 10 during the period. % is calculated as Quantity/Base number*100

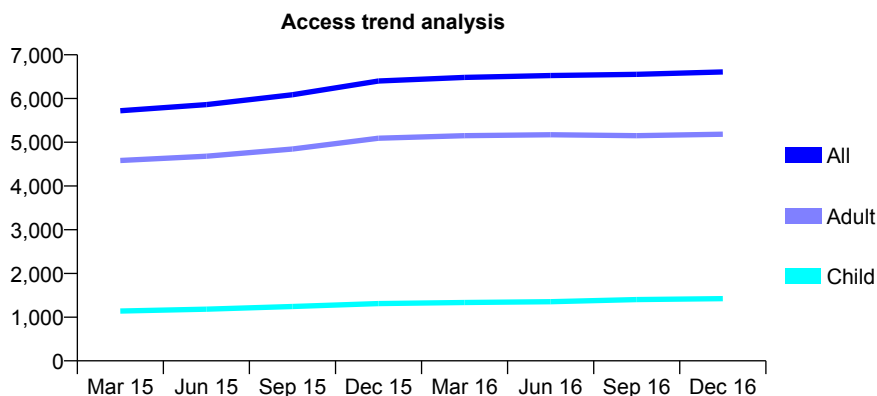
Q60 - Vital Signs At a Glance Contract Report for 199591/0001 - December 2016

Name or company name	Primecare Oral
Contract type name	PDS Plus Contract
Purpose of contract	General
Contract start date	01/04/2011
Contract end date	31/03/2021

16/17 Contracted general activity (UDA)	26,000
Carry forward general activity (UDA)	0
16/17 Contracted orthodontic activity (UOA)	0
Carry forward orthodontic activity (UOA)	0
Baseline contract value	£495,357.39

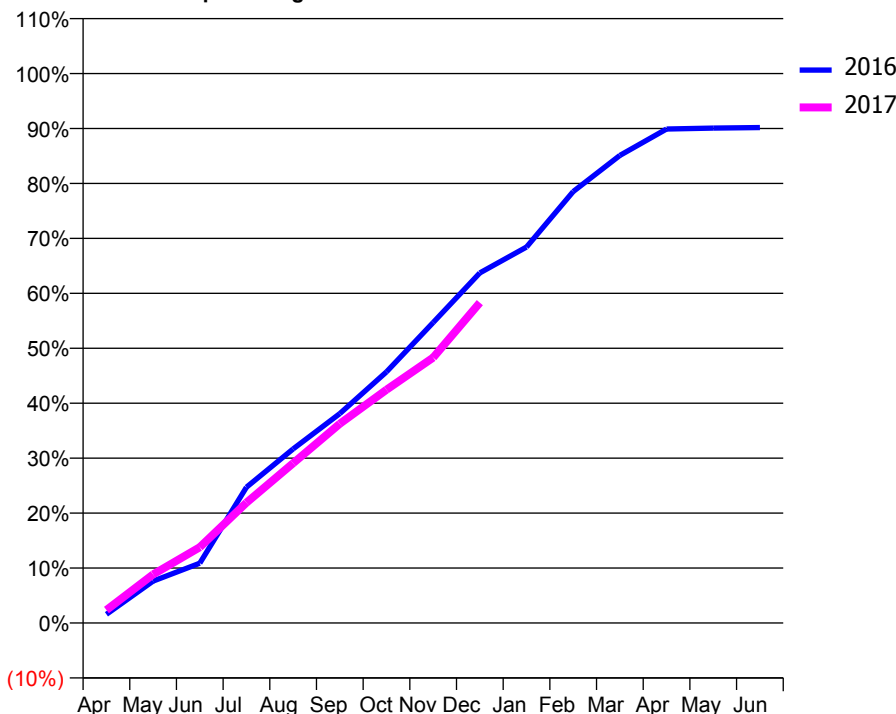
ACCESS*

Patients seen in 24 months	Total	Change since previous quarter
Quarter ending December 2015	6,402	
Quarter ending March 2016	6,483	→
Quarter ending June 2016	6,525	→
Quarter ending September 2016	6,552	→
Quarter ending December 2016	6,607	→
Variance since December 2015	3.2%	↑



ACTIVITY

Cumulative percentage of contracted UDA delivered 2016 & 2017



Month	Adjusted Scheduled Activity (UDA)	
	2016	2017
April	396	613
May	1,910	2,300
June	2,723	3,589
July	6,176	5,696
August	7,921	7,562
September	9,525	9,432
October	11,426	11,041
November	13,671	12,559
December	15,927	15,158
January	17,104	
February	19,630	
March	21,271	
April	22,472	
May	22,518	
June	22,543	

QUALITY

	Quantity	Base Number	Contract	AT	Region	England
% of FP17s for the same patient ID Re-attending within 3 months - Children	91	1,211	7.5%	10.5%	12.1%	12.4%
% of FP17s for the same patient ID Re-attending within 3 months - Adults	685	4,418	15.5%	14.2%	15.9%	16.6%
% of FP17s for the same patient ID Re-attending between 3 & 9 months - Children	425	1,211	35.1%	59.2%	58.6%	57.5%
% of FP17s for the same patient ID Re-attending between 3 & 9 months - Adults	1,923	4,418	43.5%	54.1%	51.5%	50.4%
% of FP17s for Band 1 Urgent Courses	286	5,327	5.4%	7.2%	8.0%	9.1%
% of FP17s Relating to Free Repair or Replacements	50	5,327	0.9%	0.9%	0.8%	0.8%
% of FP17s Relating to Continuations	160	5,327	3.0%	1.4%	1.2%	1.3%
% of Patients satisfied with the dentistry they have received	16	16	100.0%	93.3%	92.8%	92.7%
% of Patients satisfied with the time they had to wait for an appointment	13	16	81.3%	89.9%	89.2%	88.8%

* This is based on patients treated on this contract for their most recent course of treatment. Figures in italics indicate the base number of FP17s or Patient Questionnaire responses are less than 100. N/A is shown where the base number of responses is less than 10 during the period. % is calculated as Quantity/Base number*100

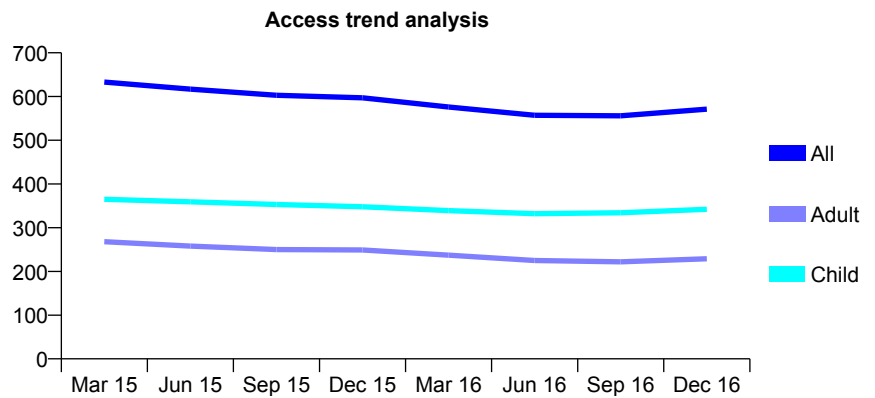
Q60 - Vital Signs At a Glance Contract Report for 208698/0001 - December 2016

Name or company name	MR C BIRD
Contract type name	GDS Contract
Purpose of contract	General
Contract start date	01/04/2006
Contract end date	

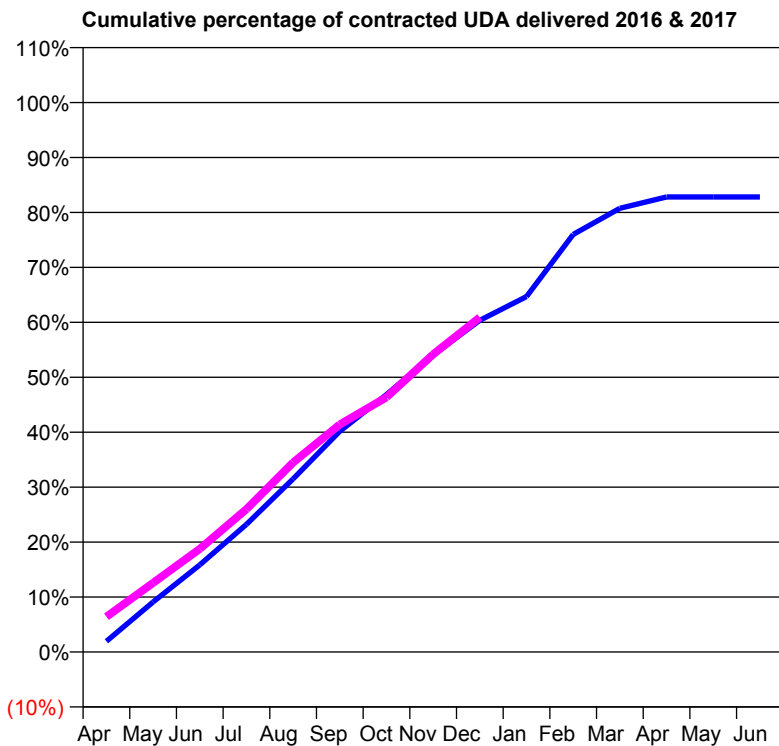
16/17 Contracted general activity (UDA)	2,000
Carry forward general activity (UDA)	-6
16/17 Contracted orthodontic activity (UOA)	0
Carry forward orthodontic activity (UOA)	0
Baseline contract value	£44,685.45

ACCESS*

Patients seen in 24 months	Total	Change since previous quarter
Quarter ending December 2015	597	
Quarter ending March 2016	576	↓
Quarter ending June 2016	557	↓
Quarter ending September 2016	556	→
Quarter ending December 2016	571	↑
Variance since December 2015	(4.4%)	↓



ACTIVITY



Month	Adjusted Scheduled Activity (UDA)	
	2016	2017
April	39	129
May	182	252
June	317	375
July	465	520
August	630	690
September	804	828
October	937	927
November	1,081	1,084
December	1,207	1,218
January	1,294	
February	1,520	
March	1,615	
April	1,656	
May	1,656	
June	1,656	

QUALITY

	Quantity	Base Number	Contract	AT	Region	England
% of FP17s for the same patient ID Re-attending within 3 months - Children	10	419	2.4%	10.5%	12.1%	12.4%
% of FP17s for the same patient ID Re-attending within 3 months - Adults	46	245	18.8%	14.2%	15.9%	16.6%
% of FP17s for the same patient ID Re-attending between 3 & 9 months - Children	303	419	72.3%	59.2%	58.6%	57.5%
% of FP17s for the same patient ID Re-attending between 3 & 9 months - Adults	151	245	61.6%	54.1%	51.5%	50.4%
% of FP17s for Band 1 Urgent Courses	30	647	4.6%	7.2%	8.0%	9.1%
% of FP17s Relating to Free Repair or Replacements	0	647	0.0%	0.9%	0.8%	0.8%
% of FP17s Relating to Continuations	0	647	0.0%	1.4%	1.2%	1.3%
% of Patients satisfied with the dentistry they have received	0	0	N/A	93.3%	92.8%	92.7%
% of Patients satisfied with the time they had to wait for an appointment	0	0	N/A	89.9%	89.2%	88.8%

* This is based on patients treated on this contract for their most recent course of treatment. Figures in italics indicate the base number of FP17s or Patient Questionnaire responses are less than 100. N/A is shown where the base number of responses is less than 10 during the period. % is calculated as Quantity/Base number*100

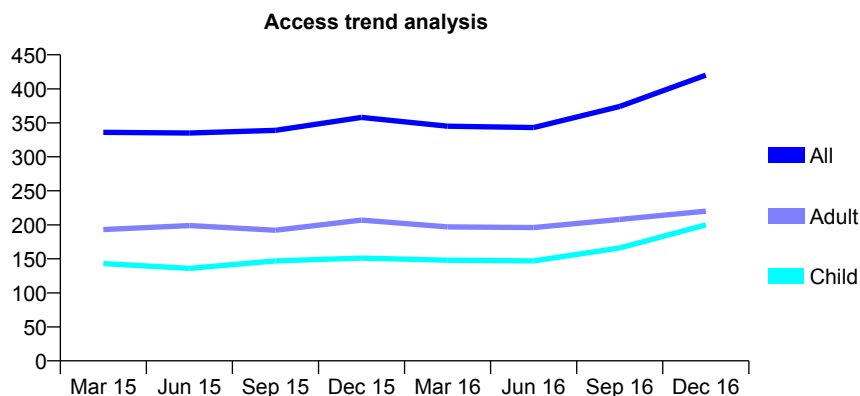
Q60 - Vital Signs At a Glance Contract Report for 209554/0001 - December 2016

Name or company name	Rajdeep Koner
Contract type name	GDS Contract
Purpose of contract	General
Contract start date	01/04/2006
Contract end date	

16/17 Contracted general activity (UDA)	1,136
Carry forward general activity (UDA)	-23
16/17 Contracted orthodontic activity (UOA)	0
Carry forward orthodontic activity (UOA)	0
Baseline contract value	£24,014.26

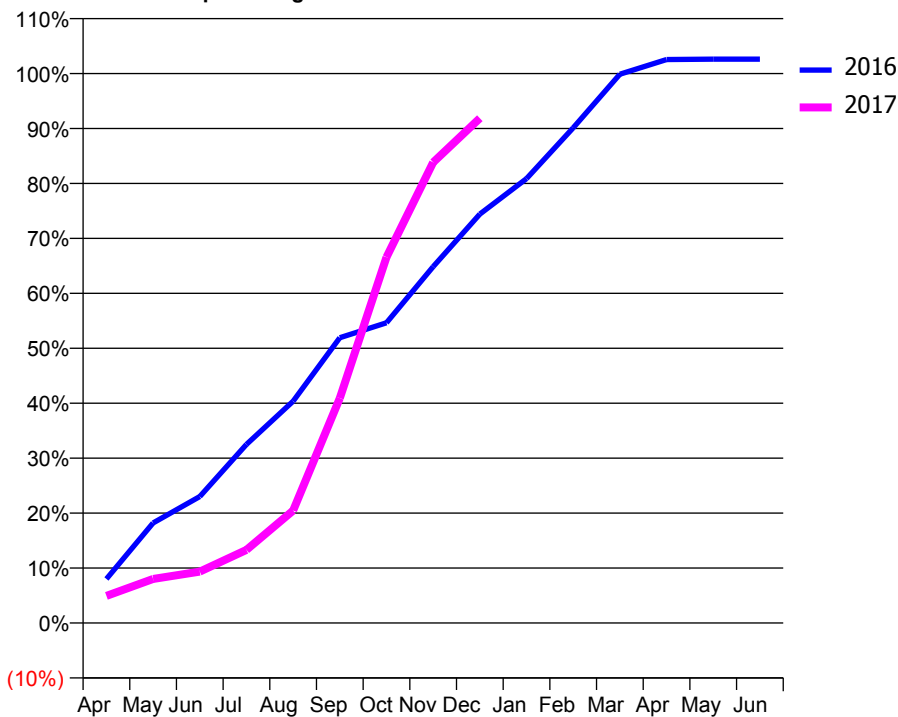
ACCESS*

Patients seen in 24 months	Total	Change since previous quarter
Quarter ending December 2015	358	
Quarter ending March 2016	345	↓
Quarter ending June 2016	343	→
Quarter ending September 2016	374	↑
Quarter ending December 2016	420	↑
Variance since December 2015	17.3%	↑



ACTIVITY

Cumulative percentage of contracted UDA delivered 2016 & 2017



Month	Adjusted Scheduled Activity (UDA)	
	2016	2017
April	91	56
May	207	91
June	261	106
July	369	151
August	459	232
September	590	465
October	621	756
November	737	952
December	845	1,044
January	919	
February	1,024	
March	1,135	
April	1,165	
May	1,166	
June	1,166	

QUALITY

	Quantity	Base Number	Contract	AT	Region	England
% of FP17s for the same patient ID Re-attending within 3 months - Children	14	186	7.5%	10.5%	12.1%	12.4%
% of FP17s for the same patient ID Re-attending within 3 months - Adults	17	193	8.8%	14.2%	15.9%	16.6%
% of FP17s for the same patient ID Re-attending between 3 & 9 months - Children	54	186	29.0%	59.2%	58.6%	57.5%
% of FP17s for the same patient ID Re-attending between 3 & 9 months - Adults	69	193	35.8%	54.1%	51.5%	50.4%
% of FP17s for Band 1 Urgent Courses	8	365	2.2%	7.2%	8.0%	9.1%
% of FP17s Relating to Free Repair or Replacements	0	365	0.0%	0.9%	0.8%	0.8%
% of FP17s Relating to Continuations	0	365	0.0%	1.4%	1.2%	1.3%
% of Patients satisfied with the dentistry they have received	0	0	N/A	93.3%	92.8%	92.7%
% of Patients satisfied with the time they had to wait for an appointment	0	0	N/A	89.9%	89.2%	88.8%

* This is based on patients treated on this contract for their most recent course of treatment. Figures in italics indicate the base number of FP17s or Patient Questionnaire responses are less than 100. N/A is shown where the base number of responses is less than 10 during the period. % is calculated as Quantity/Base number*100

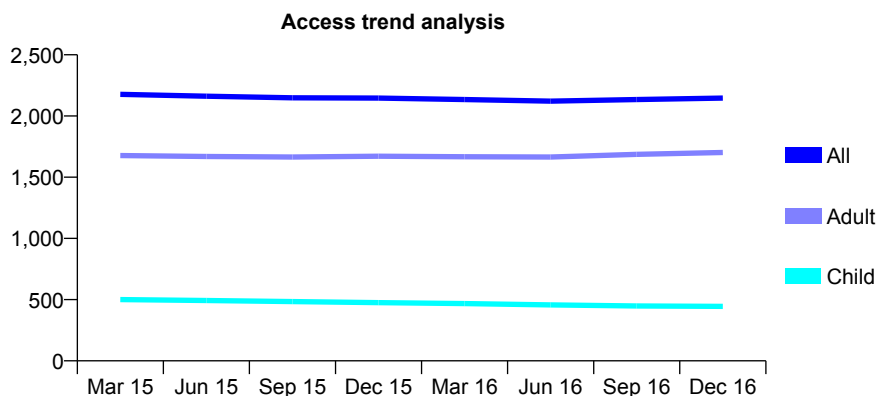
Q60 - Vital Signs At a Glance Contract Report for 215708/0001 - December 2016

Name or company name	MR R GRIFFITHS
Contract type name	GDS Contract
Purpose of contract	General and Orthodontic
Contract start date	01/04/2006
Contract end date	

16/17 Contracted general activity (UDA)	8,628
Carry forward general activity (UDA)	-128
16/17 Contracted orthodontic activity (UOA)	575
Carry forward orthodontic activity (UOA)	0
Baseline contract value	£278,953.69

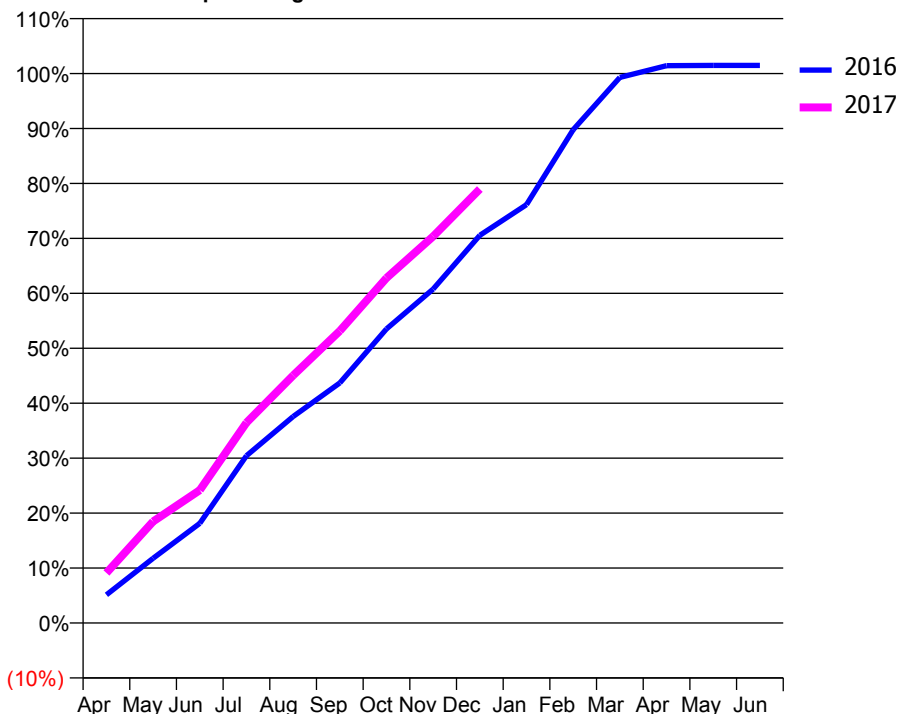
ACCESS*

Patients seen in 24 months	Total	Change since previous quarter
Quarter ending December 2015	2,147	
Quarter ending March 2016	2,135	→
Quarter ending June 2016	2,122	→
Quarter ending September 2016	2,135	→
Quarter ending December 2016	2,147	→
Variance since December 2015	0.0%	→



ACTIVITY

Cumulative percentage of contracted UDA delivered 2016 & 2017



Month	Adjusted Scheduled Activity (UDA)	
	2016	2017
April	444	787
May	1,016	1,595
June	1,565	2,087
July	2,627	3,145
August	3,242	3,887
September	3,770	4,586
October	4,617	5,417
November	5,244	6,071
December	6,087	6,815
January	6,570	
February	7,746	
March	8,566	
April	8,751	
May	8,756	
June	8,756	

QUALITY

	Quantity	Base Number	Contract	AT	Region	England
% of FP17s for the same patient ID Re-attending within 3 months - Children	294	903	32.6%	10.5%	12.1%	12.4%
% of FP17s for the same patient ID Re-attending within 3 months - Adults	405	2,526	16.0%	14.2%	15.9%	16.6%
% of FP17s for the same patient ID Re-attending between 3 & 9 months - Children	484	903	53.6%	59.2%	58.6%	57.5%
% of FP17s for the same patient ID Re-attending between 3 & 9 months - Adults	1,662	2,526	65.8%	54.1%	51.5%	50.4%
% of FP17s for Band 1 Urgent Courses	173	3,198	5.4%	7.2%	8.0%	9.1%
% of FP17s Relating to Free Repair or Replacements	25	3,198	0.8%	0.9%	0.8%	0.8%
% of FP17s Relating to Continuations	68	3,198	2.1%	1.4%	1.2%	1.3%
% of Patients satisfied with the dentistry they have received	6	6	N/A	93.3%	92.8%	92.7%
% of Patients satisfied with the time they had to wait for an appointment	6	6	N/A	89.9%	89.2%	88.8%

* This is based on patients treated on this contract for their most recent course of treatment. Figures in italics indicate the base number of FP17s or Patient Questionnaire responses are less than 100. N/A is shown where the base number of responses is less than 10 during the period. % is calculated as Quantity/Base number*100

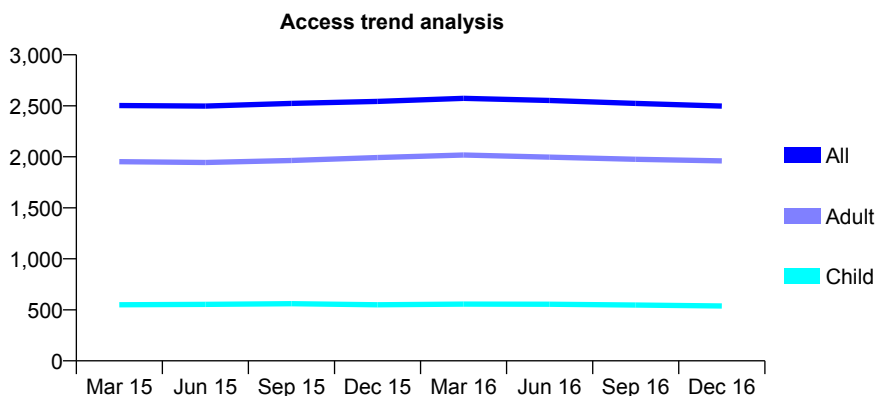
Q60 - Vital Signs At a Glance Contract Report for 216070/0001 - December 2016

Name or company name	MR B PATEL
Contract type name	GDS Contract
Purpose of contract	General
Contract start date	21/12/2011
Contract end date	

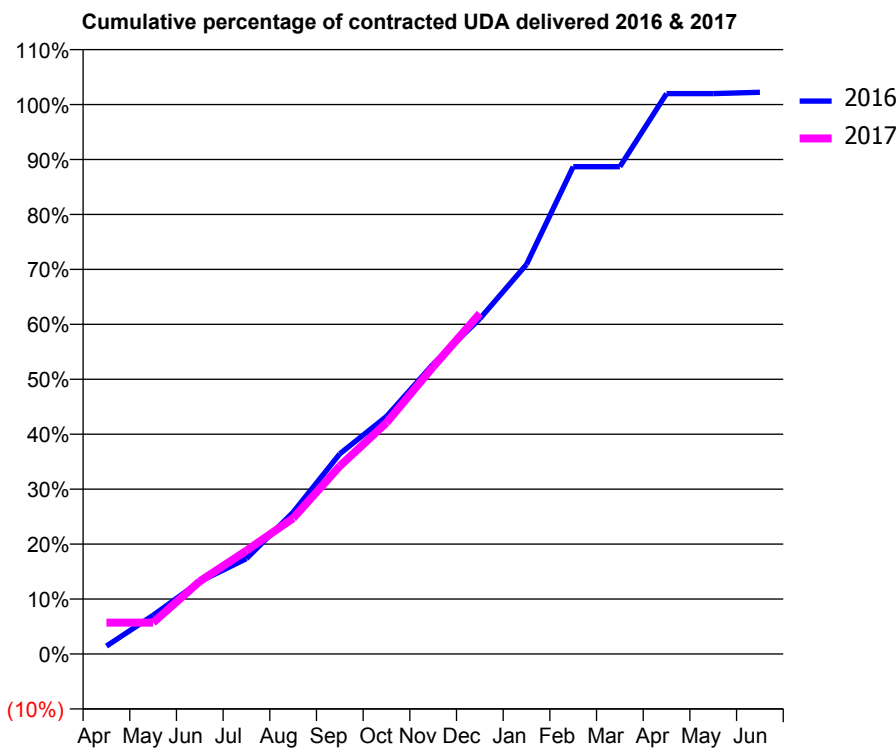
16/17 Contracted general activity (UDA)	6,487
Carry forward general activity (UDA)	-130
16/17 Contracted orthodontic activity (UOA)	0
Carry forward orthodontic activity (UOA)	0
Baseline contract value	£145,994.74

ACCESS*

Patients seen in 24 months	Total	Change since previous quarter
Quarter ending December 2015	2,543	
Quarter ending March 2016	2,573	→
Quarter ending June 2016	2,552	→
Quarter ending September 2016	2,523	↓
Quarter ending December 2016	2,498	→
Variance since December 2015	(1.8%)	↓



ACTIVITY



Month	Adjusted Scheduled Activity (UDA)	
	2016	2017
April	94	371
May	457	371
June	855	858
July	1,126	1,220
August	1,674	1,603
September	2,364	2,219
October	2,804	2,730
November	3,423	3,391
December	3,958	4,019
January	4,600	
February	5,752	
March	5,752	
April	6,615	
May	6,615	
June	6,631	

QUALITY

	Quantity	Base Number	Contract	AT	Region	England
% of FP17s for the same patient ID Re-attending within 3 months - Children	22	625	3.5%	10.5%	12.1%	12.4%
% of FP17s for the same patient ID Re-attending within 3 months - Adults	164	2,170	7.6%	14.2%	15.9%	16.6%
% of FP17s for the same patient ID Re-attending between 3 & 9 months - Children	441	625	70.6%	59.2%	58.6%	57.5%
% of FP17s for the same patient ID Re-attending between 3 & 9 months - Adults	1,567	2,170	72.2%	54.1%	51.5%	50.4%
% of FP17s for Band 1 Urgent Courses	115	2,311	5.0%	7.2%	8.0%	9.1%
% of FP17s Relating to Free Repair or Replacements	8	2,311	0.3%	0.9%	0.8%	0.8%
% of FP17s Relating to Continuations	7	2,311	0.3%	1.4%	1.2%	1.3%
% of Patients satisfied with the dentistry they have received	3	3	N/A	93.3%	92.8%	92.7%
% of Patients satisfied with the time they had to wait for an appointment	3	3	N/A	89.9%	89.2%	88.8%

* This is based on patients treated on this contract for their most recent course of treatment. Figures in italics indicate the base number of FP17s or Patient Questionnaire responses are less than 100. N/A is shown where the base number of responses is less than 10 during the period. % is calculated as Quantity/Base number*100

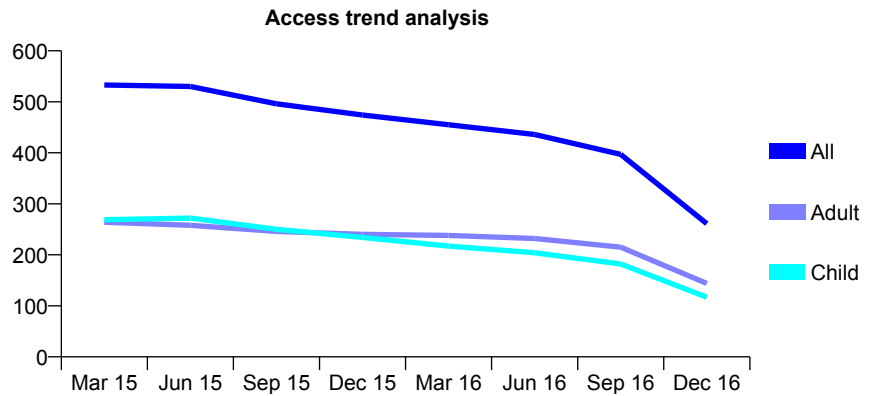
Q60 - Vital Signs At a Glance Contract Report for 222682/0001 - December 2016

Name or company name	MISS CL VINEY
Contract type name	GDS Contract
Purpose of contract	General
Contract start date	01/04/2006
Contract end date	31/07/2016

16/17 Contracted general activity (UDA)	538
Carry forward general activity (UDA)	0
16/17 Contracted orthodontic activity (UOA)	0
Carry forward orthodontic activity (UOA)	0
Baseline contract value	£11,523.21

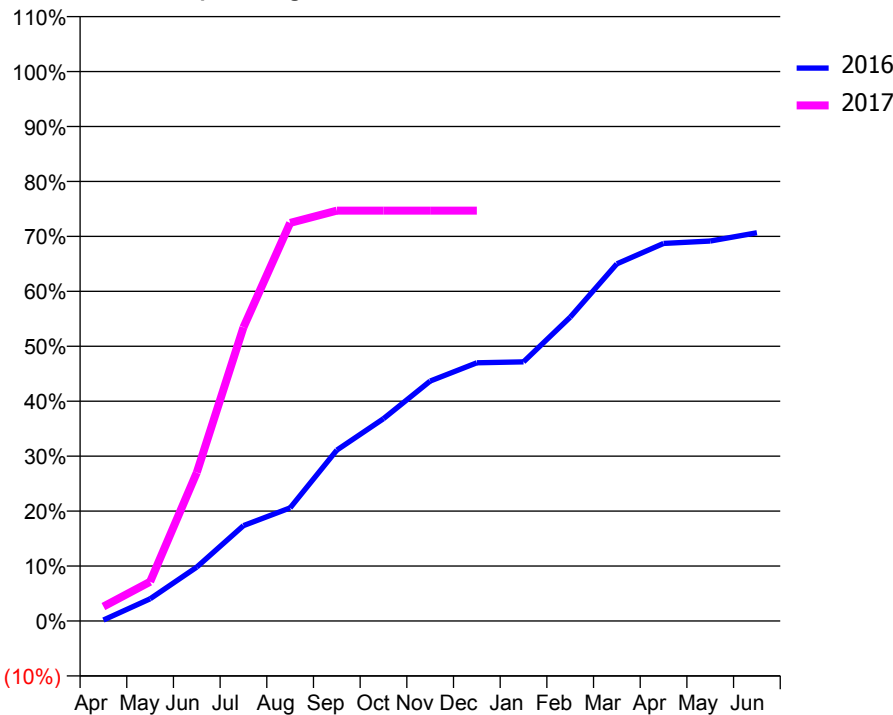
ACCESS*

Patients seen in 24 months	Total	Change since previous quarter
Quarter ending December 2015	474	
Quarter ending March 2016	455	↓
Quarter ending June 2016	436	↓
Quarter ending September 2016	397	↓
Quarter ending December 2016	261	↓
Variance since December 2015	(44.9%)	↓



ACTIVITY

Cumulative percentage of contracted UDA delivered 2016 & 2017



Month	Adjusted Scheduled Activity (UDA)	
	2016	2017
April	3	14
May	65	38
June	159	145
July	280	288
August	332	390
September	502	402
October	594	402
November	705	402
December	758	402
January	761	
February	892	
March	1,049	
April	1,109	
May	1,116	
June	1,140	

QUALITY

	Quantity	Base Number	Contract	AT	Region	England
% of FP17s for the same patient ID Re-attending within 3 months - Children	5	120	4.2%	10.5%	12.1%	12.4%
% of FP17s for the same patient ID Re-attending within 3 months - Adults	21	131	16.0%	14.2%	15.9%	16.6%
% of FP17s for the same patient ID Re-attending between 3 & 9 months - Children	64	120	53.3%	59.2%	58.6%	57.5%
% of FP17s for the same patient ID Re-attending between 3 & 9 months - Adults	62	131	47.3%	54.1%	51.5%	50.4%
% of FP17s for Band 1 Urgent Courses	4	205	2.0%	7.2%	8.0%	9.1%
% of FP17s Relating to Free Repair or Replacements	1	205	0.5%	0.9%	0.8%	0.8%
% of FP17s Relating to Continuations	2	205	1.0%	1.4%	1.2%	1.3%
% of Patients satisfied with the dentistry they have received	1	1	N/A	93.3%	92.8%	92.7%
% of Patients satisfied with the time they had to wait for an appointment	0	1	N/A	89.9%	89.2%	88.8%

* This is based on patients treated on this contract for their most recent course of treatment. Figures in italics indicate the base number of FP17s or Patient Questionnaire responses are less than 100. N/A is shown where the base number of responses is less than 10 during the period. % is calculated as Quantity/Base number*100

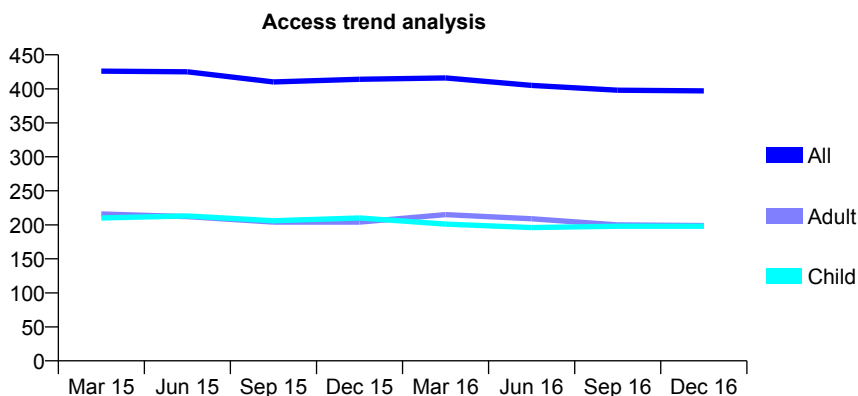
Q60 - Vital Signs At a Glance Contract Report for 224081/0001 - December 2016

Name or company name	MR GA EVANS
Contract type name	GDS Contract
Purpose of contract	General
Contract start date	01/04/2006
Contract end date	

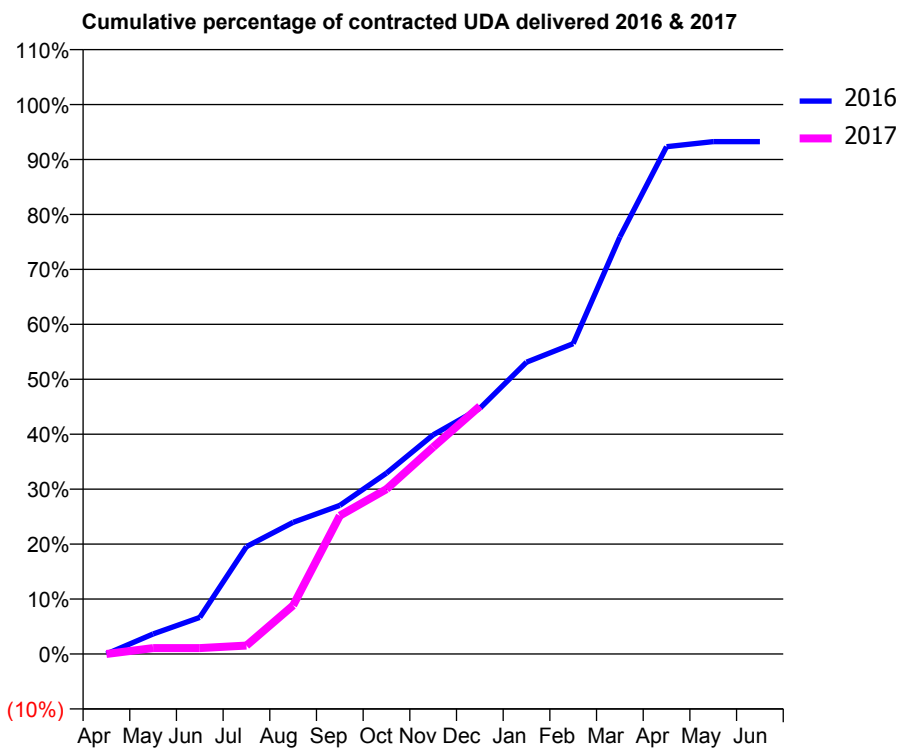
16/17 Contracted general activity (UDA)	1,300
Carry forward general activity (UDA)	0
16/17 Contracted orthodontic activity (UOA)	0
Carry forward orthodontic activity (UOA)	0
Baseline contract value	£29,022.75

ACCESS*

Patients seen in 24 months	Total	Change since previous quarter
Quarter ending December 2015	414	
Quarter ending March 2016	416	→
Quarter ending June 2016	405	↓
Quarter ending September 2016	398	↓
Quarter ending December 2016	397	→
Variance since December 2015	(4.1%)	↓



ACTIVITY



Month	Adjusted Scheduled Activity (UDA)	
	2016	2017
April	0	0
May	48	14
June	87	14
July	254	20
August	312	115
September	352	327
October	428	390
November	518	489
December	581	586
January	690	
February	734	
March	987	
April	1,200	
May	1,212	
June	1,212	

QUALITY

	Quantity	Base Number	Contract	AT	Region	England
% of FP17s for the same patient ID Re-attending within 3 months - Children	16	231	6.9%	10.5%	12.1%	12.4%
% of FP17s for the same patient ID Re-attending within 3 months - Adults	18	159	11.3%	14.2%	15.9%	16.6%
% of FP17s for the same patient ID Re-attending between 3 & 9 months - Children	161	231	69.7%	59.2%	58.6%	57.5%
% of FP17s for the same patient ID Re-attending between 3 & 9 months - Adults	95	159	59.7%	54.1%	51.5%	50.4%
% of FP17s for Band 1 Urgent Courses	7	315	2.2%	7.2%	8.0%	9.1%
% of FP17s Relating to Free Repair or Replacements	2	315	0.6%	0.9%	0.8%	0.8%
% of FP17s Relating to Continuations	0	315	0.0%	1.4%	1.2%	1.3%
% of Patients satisfied with the dentistry they have received	0	0	N/A	93.3%	92.8%	92.7%
% of Patients satisfied with the time they had to wait for an appointment	0	0	N/A	89.9%	89.2%	88.8%

* This is based on patients treated on this contract for their most recent course of treatment. Figures in italics indicate the base number of FP17s or Patient Questionnaire responses are less than 100. N/A is shown where the base number of responses is less than 10 during the period. % is calculated as Quantity/Base number*100

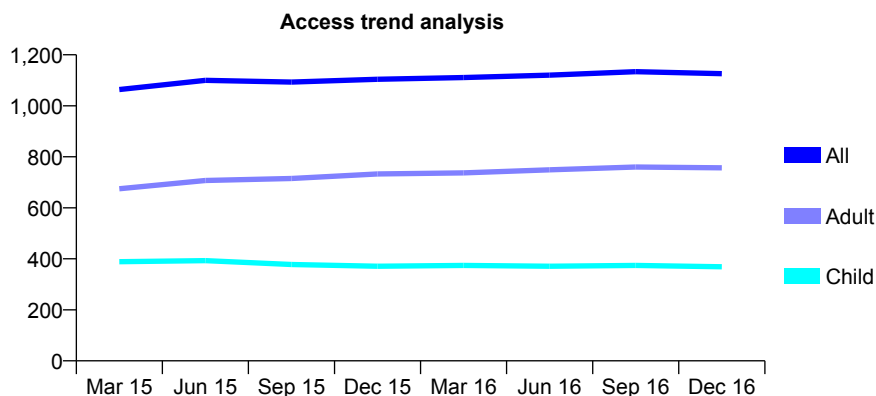
Q60 - Vital Signs At a Glance Contract Report for 230081/0001 - December 2016

Name or company name	MR P CASWELL
Contract type name	GDS Contract
Purpose of contract	General and Orthodontic
Contract start date	01/04/2006
Contract end date	

16/17 Contracted general activity (UDA)	2,900
Carry forward general activity (UDA)	0
16/17 Contracted orthodontic activity (UOA)	0
Carry forward orthodontic activity (UOA)	0
Baseline contract value	£140,885.49

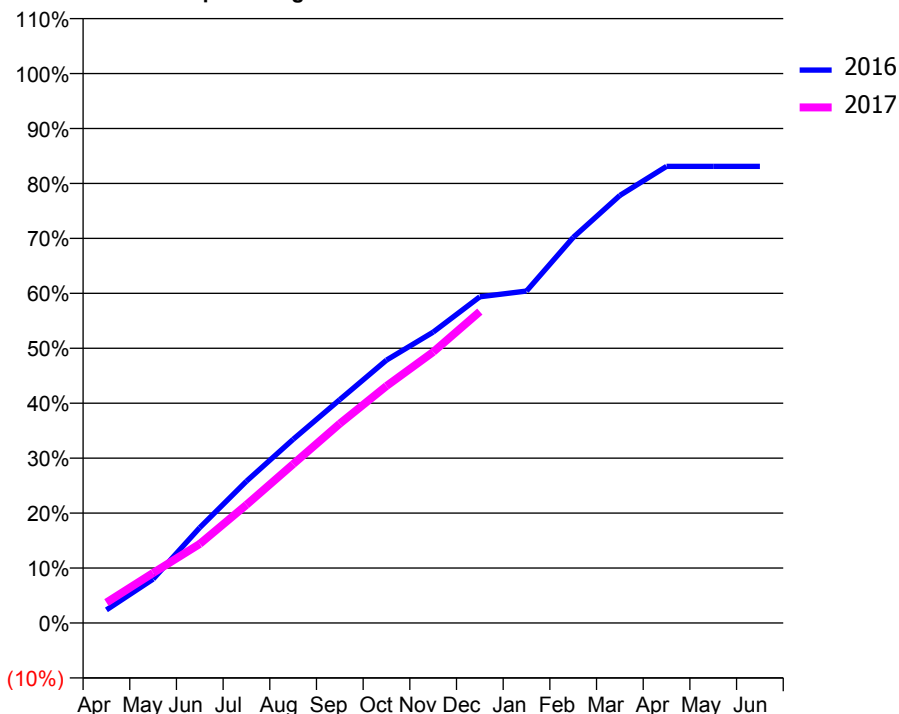
ACCESS*

Patients seen in 24 months	Total	Change since previous quarter
Quarter ending December 2015	1,104	
Quarter ending March 2016	1,111	→
Quarter ending June 2016	1,120	→
Quarter ending September 2016	1,134	→
Quarter ending December 2016	1,126	→
Variance since December 2015	2.0%	→



ACTIVITY

Cumulative percentage of contracted UDA delivered 2016 & 2017



Month	Adjusted Scheduled Activity (UDA)	
	2016	2017
April	69	108
May	232	264
June	503	418
July	749	624
August	970	838
September	1,179	1,053
October	1,387	1,251
November	1,535	1,431
December	1,722	1,644
January	1,752	
February	2,035	
March	2,256	
April	2,410	
May	2,410	
June	2,410	

QUALITY

	Quantity	Base Number	Contract	AT	Region	England
% of FP17s for the same patient ID Re-attending within 3 months - Children	9	396	2.3%	10.5%	12.1%	12.4%
% of FP17s for the same patient ID Re-attending within 3 months - Adults	40	659	6.1%	14.2%	15.9%	16.6%
% of FP17s for the same patient ID Re-attending between 3 & 9 months - Children	128	396	32.3%	59.2%	58.6%	57.5%
% of FP17s for the same patient ID Re-attending between 3 & 9 months - Adults	287	659	43.6%	54.1%	51.5%	50.4%
% of FP17s for Band 1 Urgent Courses	4	919	0.4%	7.2%	8.0%	9.1%
% of FP17s Relating to Free Repair or Replacements	0	919	0.0%	0.9%	0.8%	0.8%
% of FP17s Relating to Continuations	9	919	1.0%	1.4%	1.2%	1.3%
% of Patients satisfied with the dentistry they have received	1	1	N/A	93.3%	92.8%	92.7%
% of Patients satisfied with the time they had to wait for an appointment	1	1	N/A	89.9%	89.2%	88.8%

* This is based on patients treated on this contract for their most recent course of treatment. Figures in italics indicate the base number of FP17s or Patient Questionnaire responses are less than 100. N/A is shown where the base number of responses is less than 10 during the period. % is calculated as Quantity/Base number*100

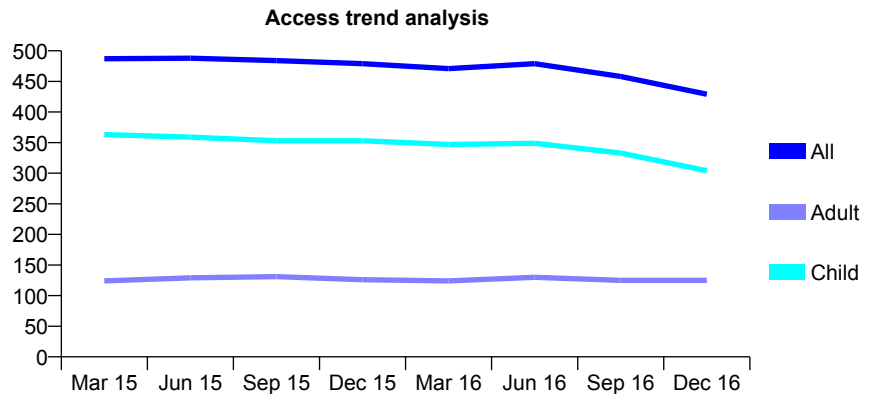
Q60 - Vital Signs At a Glance Contract Report for 232513/0001 - December 2016

Name or company name	MR AF SINGLETON
Contract type name	GDS Contract
Purpose of contract	General
Contract start date	01/04/2006
Contract end date	

16/17 Contracted general activity (UDA)	860
Carry forward general activity (UDA)	0
16/17 Contracted orthodontic activity (UOA)	0
Carry forward orthodontic activity (UOA)	0
Baseline contract value	£20,125.76

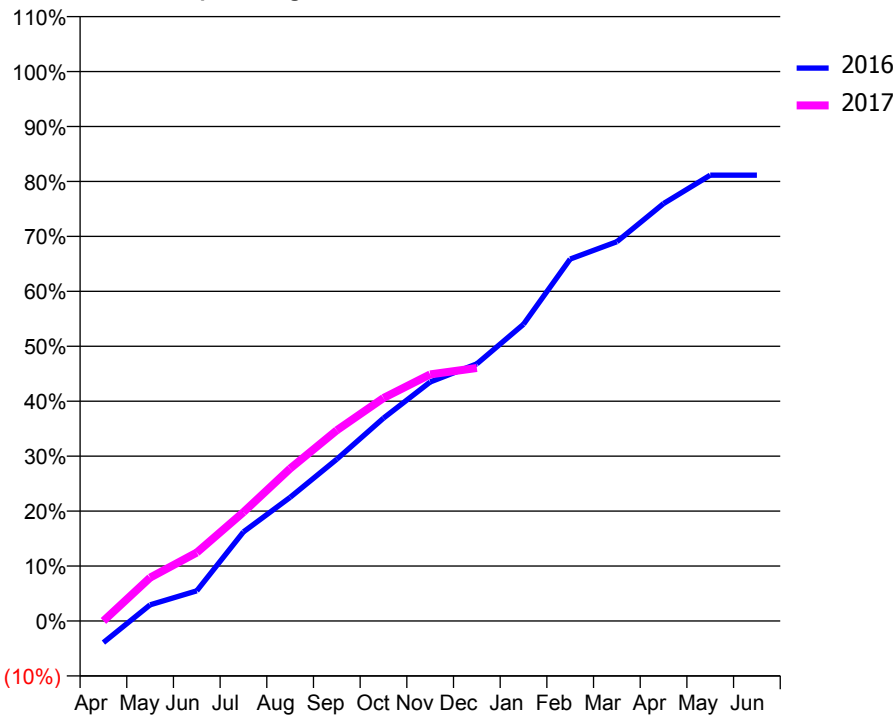
ACCESS*

Patients seen in 24 months	Total	Change since previous quarter
Quarter ending December 2015	479	
Quarter ending March 2016	471	↓
Quarter ending June 2016	479	→
Quarter ending September 2016	458	↓
Quarter ending December 2016	429	↓
Variance since December 2015	(10.4%)	↓



ACTIVITY

Cumulative percentage of contracted UDA delivered 2016 & 2017



Month	Adjusted Scheduled Activity (UDA)	
	2016	2017
April	-34	0
May	25	68
June	47	107
July	140	170
August	194	239
September	253	299
October	318	349
November	374	386
December	402	396
January	464	
February	567	
March	594	
April	653	
May	698	
June	698	

QUALITY

	Quantity	Base Number	Contract	AT	Region	England
% of FP17s for the same patient ID Re-attending within 3 months - Children	9	248	3.6%	10.5%	12.1%	12.4%
% of FP17s for the same patient ID Re-attending within 3 months - Adults	0	54	0.0%	14.2%	15.9%	16.6%
% of FP17s for the same patient ID Re-attending between 3 & 9 months - Children	120	248	48.4%	59.2%	58.6%	57.5%
% of FP17s for the same patient ID Re-attending between 3 & 9 months - Adults	16	54	29.6%	54.1%	51.5%	50.4%
% of FP17s for Band 1 Urgent Courses	5	241	2.1%	7.2%	8.0%	9.1%
% of FP17s Relating to Free Repair or Replacements	0	241	0.0%	0.9%	0.8%	0.8%
% of FP17s Relating to Continuations	1	241	0.4%	1.4%	1.2%	1.3%
% of Patients satisfied with the dentistry they have received	1	1	N/A	93.3%	92.8%	92.7%
% of Patients satisfied with the time they had to wait for an appointment	1	1	N/A	89.9%	89.2%	88.8%

* This is based on patients treated on this contract for their most recent course of treatment. Figures in italics indicate the base number of FP17s or Patient Questionnaire responses are less than 100. N/A is shown where the base number of responses is less than 10 during the period. % is calculated as Quantity/Base number*100

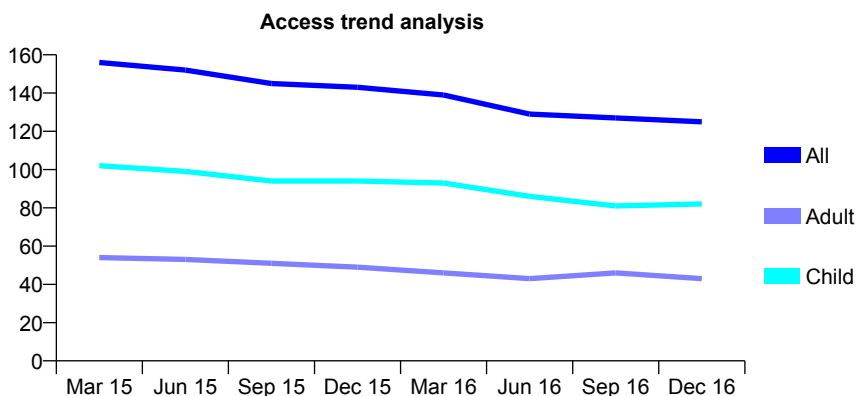
Q60 - Vital Signs At a Glance Contract Report for 237841/0001 - December 2016

Name or company name	MR NJ HAMMOND
Contract type name	GDS Contract
Purpose of contract	General
Contract start date	01/04/2006
Contract end date	

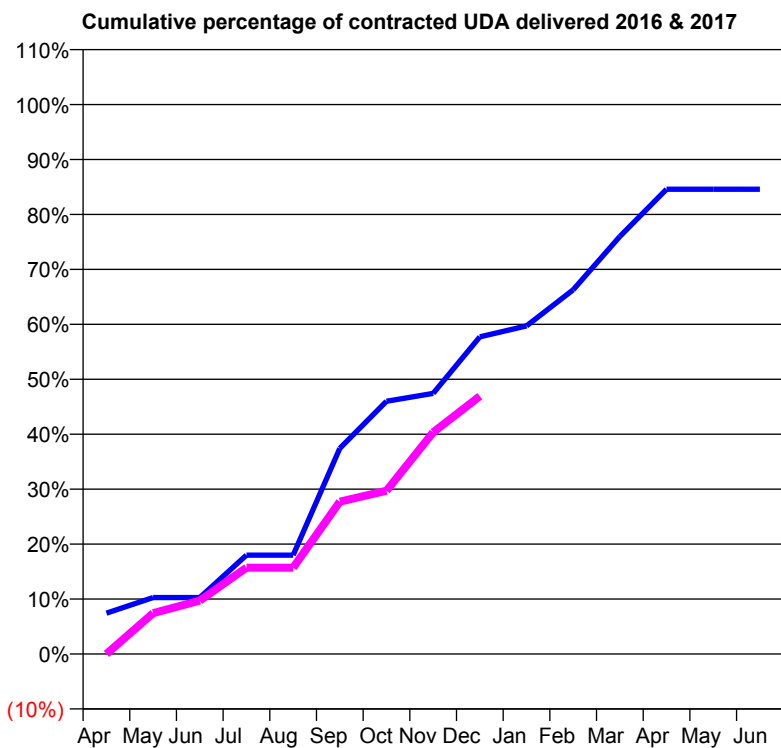
16/17 Contracted general activity (UDA)	350
Carry forward general activity (UDA)	0
16/17 Contracted orthodontic activity (UOA)	0
Carry forward orthodontic activity (UOA)	0
Baseline contract value	£7,714.91

ACCESS*

Patients seen in 24 months	Total	Change since previous quarter
Quarter ending December 2015	143	
Quarter ending March 2016	139	↓
Quarter ending June 2016	129	↓
Quarter ending September 2016	127	↓
Quarter ending December 2016	125	↓
Variance since December 2015	(12.6%)	↓



ACTIVITY



Month	Adjusted Scheduled Activity (UDA)	
	2016	2017
April	26	0
May	36	26
June	36	34
July	63	55
August	63	55
September	131	97
October	161	104
November	166	141
December	202	164
January	209	
February	232	
March	266	
April	296	
May	296	
June	296	

QUALITY

	Quantity	Base Number	Contract	AT	Region	England
% of FP17s for the same patient ID Re-attending within 3 months - Children	2	111	1.8%	10.5%	12.1%	12.4%
% of FP17s for the same patient ID Re-attending within 3 months - Adults	11	39	28.2%	14.2%	15.9%	16.6%
% of FP17s for the same patient ID Re-attending between 3 & 9 months - Children	85	111	76.6%	59.2%	58.6%	57.5%
% of FP17s for the same patient ID Re-attending between 3 & 9 months - Adults	20	39	51.3%	54.1%	51.5%	50.4%
% of FP17s for Band 1 Urgent Courses	1	125	0.8%	7.2%	8.0%	9.1%
% of FP17s Relating to Free Repair or Replacements	0	125	0.0%	0.9%	0.8%	0.8%
% of FP17s Relating to Continuations	0	125	0.0%	1.4%	1.2%	1.3%
% of Patients satisfied with the dentistry they have received	0	0	N/A	93.3%	92.8%	92.7%
% of Patients satisfied with the time they had to wait for an appointment	0	0	N/A	89.9%	89.2%	88.8%

* This is based on patients treated on this contract for their most recent course of treatment. Figures in italics indicate the base number of FP17s or Patient Questionnaire responses are less than 100. N/A is shown where the base number of responses is less than 10 during the period. % is calculated as Quantity/Base number*100

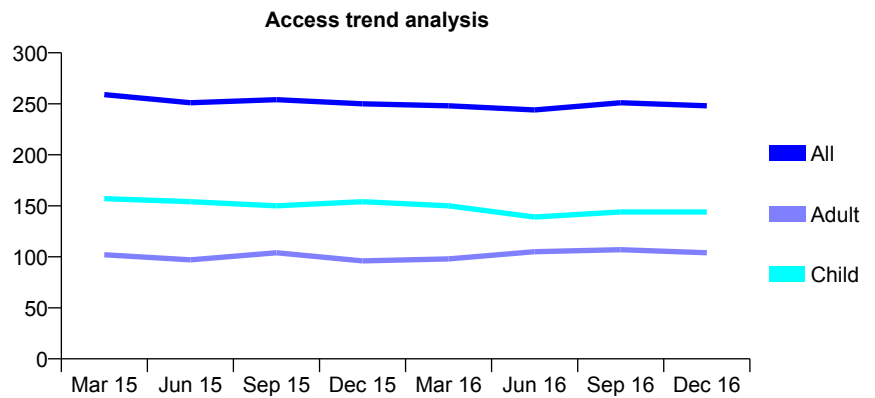
Q60 - Vital Signs At a Glance Contract Report for 238120/0001 - December 2016

Name or company name	DR AS SADHRA
Contract type name	GDS Contract
Purpose of contract	General and Orthodontic
Contract start date	01/04/2006
Contract end date	

16/17 Contracted general activity (UDA)	783
Carry forward general activity (UDA)	0
16/17 Contracted orthodontic activity (UOA)	377
Carry forward orthodontic activity (UOA)	0
Baseline contract value	£36,700.16

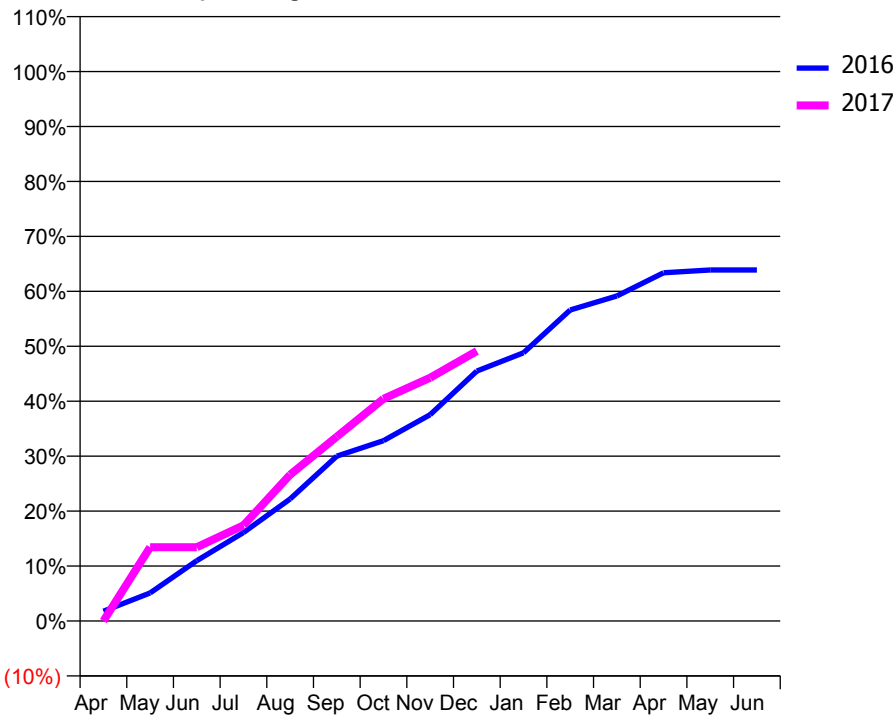
ACCESS*

Patients seen in 24 months	Total	Change since previous quarter
Quarter ending December 2015	250	
Quarter ending March 2016	248	→
Quarter ending June 2016	244	↓
Quarter ending September 2016	251	↑
Quarter ending December 2016	248	↓
Variance since December 2015	(0.8%)	→



ACTIVITY

Cumulative percentage of contracted UDA delivered 2016 & 2017



Month	Adjusted Scheduled Activity (UDA)	
	2016	2017
April	14	0
May	40	105
June	86	105
July	126	136
August	174	209
September	235	263
October	257	317
November	294	347
December	356	385
January	382	
February	443	
March	463	
April	496	
May	500	
June	500	

QUALITY

	Quantity	Base Number	Contract	AT	Region	England
% of FP17s for the same patient ID Re-attending within 3 months - Children	12	200	6.0%	10.5%	12.1%	12.4%
% of FP17s for the same patient ID Re-attending within 3 months - Adults	16	79	20.3%	14.2%	15.9%	16.6%
% of FP17s for the same patient ID Re-attending between 3 & 9 months - Children	96	200	48.0%	59.2%	58.6%	57.5%
% of FP17s for the same patient ID Re-attending between 3 & 9 months - Adults	31	79	39.2%	54.1%	51.5%	50.4%
% of FP17s for Band 1 Urgent Courses	3	201	1.5%	7.2%	8.0%	9.1%
% of FP17s Relating to Free Repair or Replacements	0	201	0.0%	0.9%	0.8%	0.8%
% of FP17s Relating to Continuations	0	201	0.0%	1.4%	1.2%	1.3%
% of Patients satisfied with the dentistry they have received	0	0	N/A	93.3%	92.8%	92.7%
% of Patients satisfied with the time they had to wait for an appointment	0	0	N/A	89.9%	89.2%	88.8%

* This is based on patients treated on this contract for their most recent course of treatment. Figures in italics indicate the base number of FP17s or Patient Questionnaire responses are less than 100. N/A is shown where the base number of responses is less than 10 during the period. % is calculated as Quantity/Base number*100

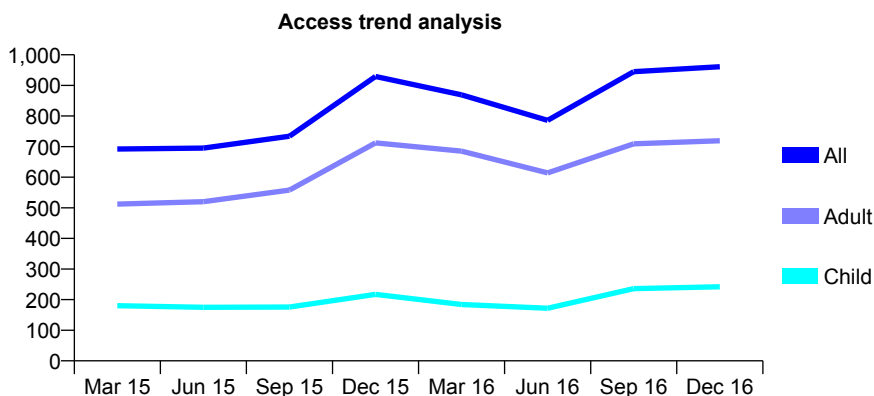
Q60 - Vital Signs At a Glance Contract Report for 245429/0001 - December 2016

Name or company name	MISS SC DUNCAN
Contract type name	GDS Contract
Purpose of contract	General
Contract start date	01/11/2007
Contract end date	

16/17 Contracted general activity (UDA)	1,750
Carry forward general activity (UDA)	-35
16/17 Contracted orthodontic activity (UOA)	0
Carry forward orthodontic activity (UOA)	0
Baseline contract value	£45,233.65

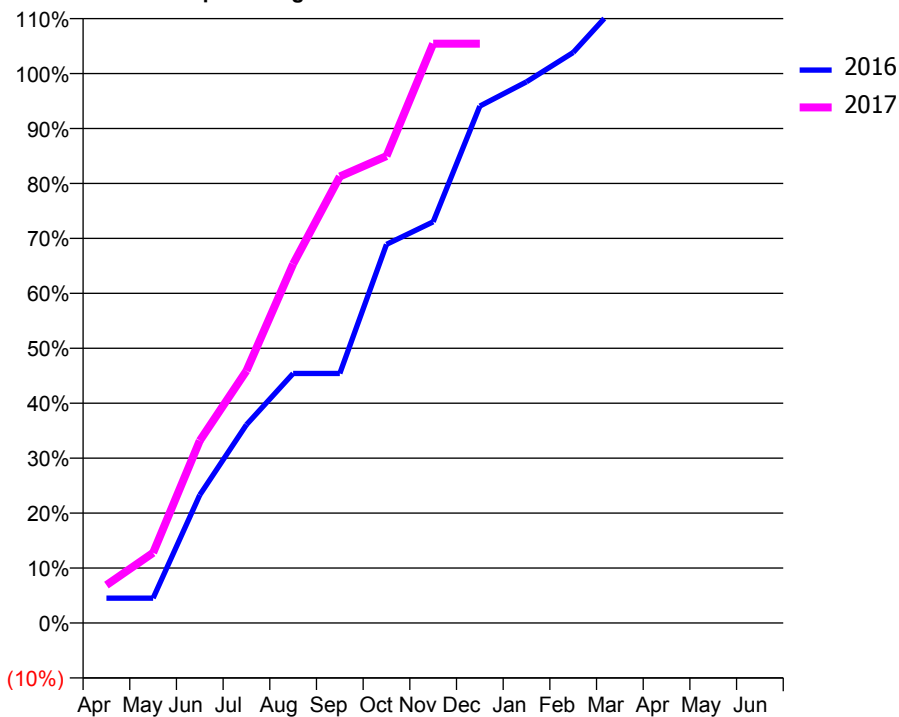
ACCESS*

Patients seen in 24 months	Total	Change since previous quarter
Quarter ending December 2015	929	
Quarter ending March 2016	869	↓
Quarter ending June 2016	786	↓
Quarter ending September 2016	945	↑
Quarter ending December 2016	961	→
Variance since December 2015	3.4%	↑



ACTIVITY

Cumulative percentage of contracted UDA delivered 2016 & 2017



Month	Adjusted Scheduled Activity (UDA)	
	2016	2017
April	79	121
May	79	223
June	408	581
July	632	803
August	795	1,144
September	795	1,422
October	1,206	1,487
November	1,278	1,845
December	1,646	1,845
January	1,724	
February	1,817	
March	1,979	
April	1,996	
May	1,998	
June	2,012	

QUALITY

	Quantity	Base Number	Contract	AT	Region	England
% of FP17s for the same patient ID Re-attending within 3 months - Children	9	266	3.4%	10.5%	12.1%	12.4%
% of FP17s for the same patient ID Re-attending within 3 months - Adults	107	861	12.4%	14.2%	15.9%	16.6%
% of FP17s for the same patient ID Re-attending between 3 & 9 months - Children	104	266	39.1%	59.2%	58.6%	57.5%
% of FP17s for the same patient ID Re-attending between 3 & 9 months - Adults	372	861	43.2%	54.1%	51.5%	50.4%
% of FP17s for Band 1 Urgent Courses	94	1,105	8.5%	7.2%	8.0%	9.1%
% of FP17s Relating to Free Repair or Replacements	7	1,105	0.6%	0.9%	0.8%	0.8%
% of FP17s Relating to Continuations	3	1,105	0.3%	1.4%	1.2%	1.3%
% of Patients satisfied with the dentistry they have received	2	2	N/A	93.3%	92.8%	92.7%
% of Patients satisfied with the time they had to wait for an appointment	2	2	N/A	89.9%	89.2%	88.8%

* This is based on patients treated on this contract for their most recent course of treatment. Figures in italics indicate the base number of FP17s or Patient Questionnaire responses are less than 100. N/A is shown where the base number of responses is less than 10 during the period. % is calculated as Quantity/Base number*100

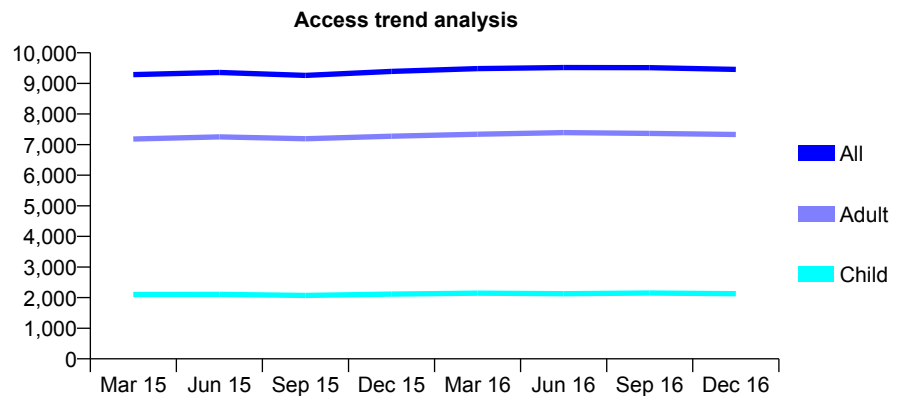
Q60 - Vital Signs At a Glance Contract Report for 249726/0001 - December 2016

Name or company name	MR AA DUGGAL
Contract type name	GDS Contract
Purpose of contract	General
Contract start date	01/04/2006
Contract end date	

16/17 Contracted general activity (UDA)	27,030
Carry forward general activity (UDA)	997
16/17 Contracted orthodontic activity (UOA)	0
Carry forward orthodontic activity (UOA)	0
Baseline contract value	£723,761.15

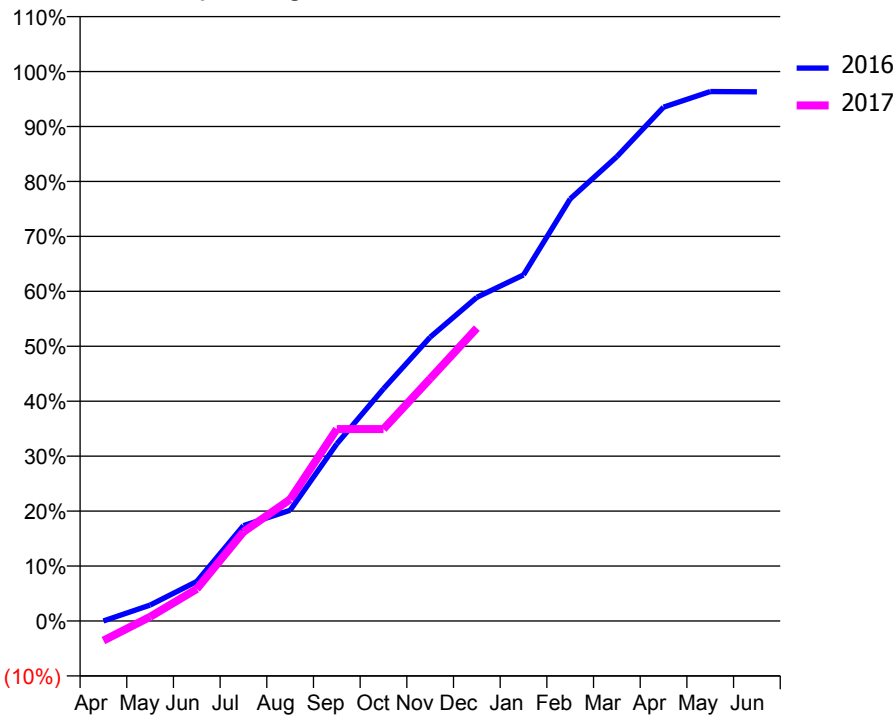
ACCESS*

Patients seen in 24 months	Total	Change since previous quarter
Quarter ending December 2015	9,391	
Quarter ending March 2016	9,485	→
Quarter ending June 2016	9,520	→
Quarter ending September 2016	9,516	→
Quarter ending December 2016	9,458	→
Variance since December 2015	0.7%	→



ACTIVITY

Cumulative percentage of contracted UDA delivered 2016 & 2017



Month	Adjusted Scheduled Activity (UDA)	
	2016	2017
April	4	-969
May	781	206
June	1,948	1,578
July	4,696	4,385
August	5,445	5,985
September	8,714	9,442
October	11,424	9,442
November	13,961	11,924
December	15,923	14,406
January	17,028	
February	20,760	
March	22,844	
April	25,278	
May	26,046	
June	26,033	

QUALITY

	Quantity	Base Number	Contract	AT	Region	England
% of FP17s for the same patient ID Re-attending within 3 months - Children	81	2,080	3.9%	10.5%	12.1%	12.4%
% of FP17s for the same patient ID Re-attending within 3 months - Adults	565	6,929	8.2%	14.2%	15.9%	16.6%
% of FP17s for the same patient ID Re-attending between 3 & 9 months - Children	1,322	2,080	63.6%	59.2%	58.6%	57.5%
% of FP17s for the same patient ID Re-attending between 3 & 9 months - Adults	4,464	6,929	64.4%	54.1%	51.5%	50.4%
% of FP17s for Band 1 Urgent Courses	149	7,630	2.0%	7.2%	8.0%	9.1%
% of FP17s Relating to Free Repair or Replacements	109	7,630	1.4%	0.9%	0.8%	0.8%
% of FP17s Relating to Continuations	36	7,630	0.5%	1.4%	1.2%	1.3%
% of Patients satisfied with the dentistry they have received	52	56	92.9%	93.3%	92.8%	92.7%
% of Patients satisfied with the time they had to wait for an appointment	53	56	94.6%	89.9%	89.2%	88.8%

* This is based on patients treated on this contract for their most recent course of treatment. Figures in italics indicate the base number of FP17s or Patient Questionnaire responses are less than 100. N/A is shown where the base number of responses is less than 10 during the period. % is calculated as Quantity/Base number*100

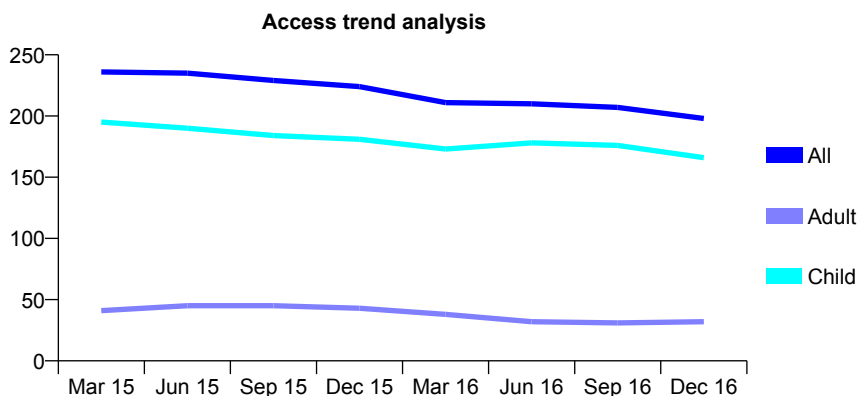
Q60 - Vital Signs At a Glance Contract Report for 251607/0001 - December 2016

Name or company name	MRS JA DAVIES
Contract type name	GDS Contract
Purpose of contract	General
Contract start date	01/04/2006
Contract end date	

16/17 Contracted general activity (UDA)	570
Carry forward general activity (UDA)	0
16/17 Contracted orthodontic activity (UOA)	0
Carry forward orthodontic activity (UOA)	0
Baseline contract value	£10,850.52

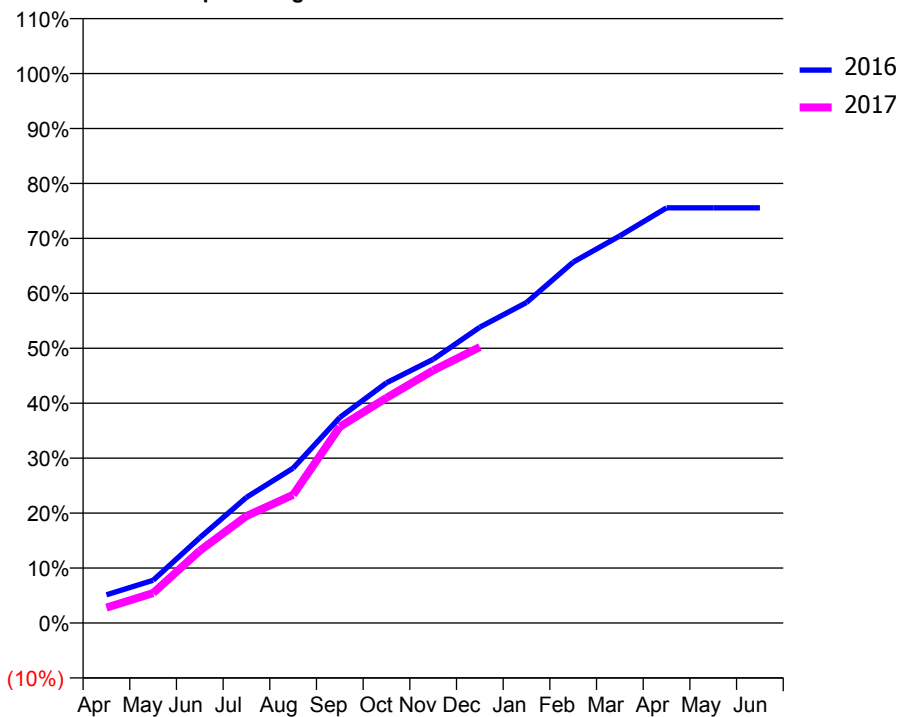
ACCESS*

Patients seen in 24 months	Total	Change since previous quarter
Quarter ending December 2015	224	
Quarter ending March 2016	211	↓
Quarter ending June 2016	210	→
Quarter ending September 2016	207	↓
Quarter ending December 2016	198	↓
Variance since December 2015	(11.6%)	↓



ACTIVITY

Cumulative percentage of contracted UDA delivered 2016 & 2017



Month	Adjusted Scheduled Activity (UDA)	
	2016	2017
April	29	16
May	44	31
June	88	75
July	130	111
August	161	133
September	213	204
October	249	234
November	274	262
December	307	286
January	332	
February	374	
March	402	
April	431	
May	431	
June	431	

QUALITY

	Quantity	Base Number	Contract	AT	Region	England
% of FP17s for the same patient ID Re-attending within 3 months - Children	9	244	3.7%	10.5%	12.1%	12.4%
% of FP17s for the same patient ID Re-attending within 3 months - Adults	0	0	N/A	14.2%	15.9%	16.6%
% of FP17s for the same patient ID Re-attending between 3 & 9 months - Children	177	244	72.5%	59.2%	58.6%	57.5%
% of FP17s for the same patient ID Re-attending between 3 & 9 months - Adults	0	0	N/A	54.1%	51.5%	50.4%
% of FP17s for Band 1 Urgent Courses	6	218	2.8%	7.2%	8.0%	9.1%
% of FP17s Relating to Free Repair or Replacements	0	218	0.0%	0.9%	0.8%	0.8%
% of FP17s Relating to Continuations	0	218	0.0%	1.4%	1.2%	1.3%
% of Patients satisfied with the dentistry they have received	0	0	N/A	93.3%	92.8%	92.7%
% of Patients satisfied with the time they had to wait for an appointment	0	0	N/A	89.9%	89.2%	88.8%

* This is based on patients treated on this contract for their most recent course of treatment. Figures in italics indicate the base number of FP17s or Patient Questionnaire responses are less than 100. N/A is shown where the base number of responses is less than 10 during the period. % is calculated as Quantity/Base number*100

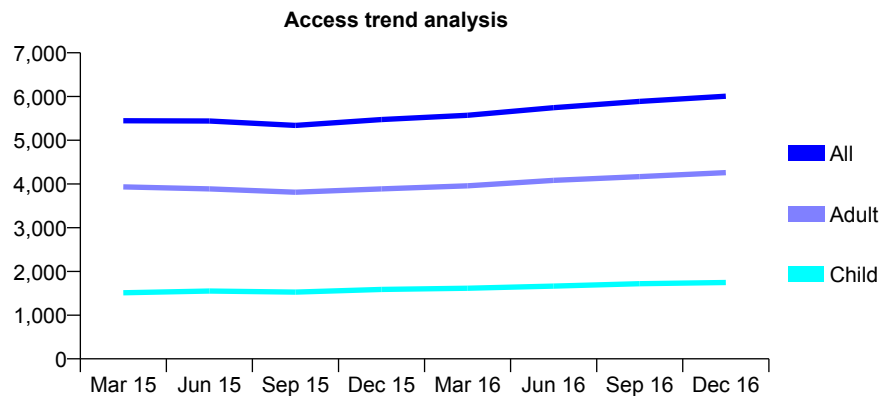
Q60 - Vital Signs At a Glance Contract Report for 257907/0001 - December 2016

Name or company name	MR CC CHUNG
Contract type name	GDS Contract
Purpose of contract	General
Contract start date	01/04/2006
Contract end date	

16/17 Contracted general activity (UDA)	18,443
Carry forward general activity (UDA)	529
16/17 Contracted orthodontic activity (UOA)	0
Carry forward orthodontic activity (UOA)	0
Baseline contract value	£498,570.76

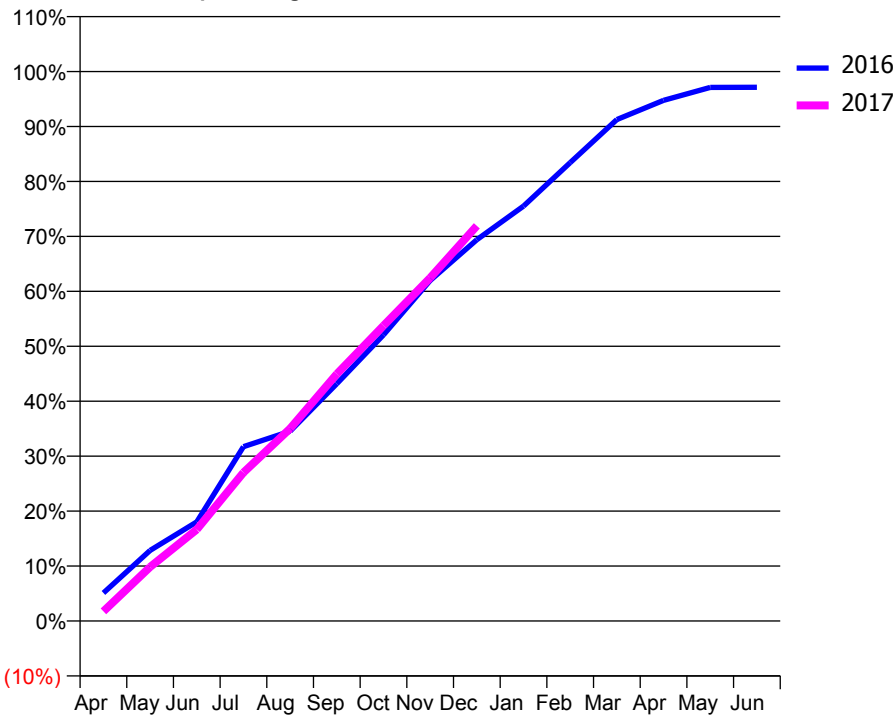
ACCESS*

Patients seen in 24 months	Total	Change since previous quarter
Quarter ending December 2015	5,473	
Quarter ending March 2016	5,571	→
Quarter ending June 2016	5,745	↑
Quarter ending September 2016	5,887	↑
Quarter ending December 2016	6,007	↑
Variance since December 2015	9.8%	↑



ACTIVITY

Cumulative percentage of contracted UDA delivered 2016 & 2017



Month	Adjusted Scheduled Activity (UDA)	
	2016	2017
April	942	323
May	2,371	1,816
June	3,327	3,071
July	5,851	4,984
August	6,371	6,461
September	7,964	8,292
October	9,604	9,912
November	11,429	11,520
December	12,799	13,265
January	13,924	
February	15,385	
March	16,830	
April	17,476	
May	17,908	
June	17,913	

QUALITY

	Quantity	Base Number	Contract	AT	Region	England
% of FP17s for the same patient ID Re-attending within 3 months - Children	140	2,294	6.1%	10.5%	12.1%	12.4%
% of FP17s for the same patient ID Re-attending within 3 months - Adults	651	5,654	11.5%	14.2%	15.9%	16.6%
% of FP17s for the same patient ID Re-attending between 3 & 9 months - Children	1,486	2,294	64.8%	59.2%	58.6%	57.5%
% of FP17s for the same patient ID Re-attending between 3 & 9 months - Adults	3,681	5,654	65.1%	54.1%	51.5%	50.4%
% of FP17s for Band 1 Urgent Courses	309	7,285	4.2%	7.2%	8.0%	9.1%
% of FP17s Relating to Free Repair or Replacements	78	7,285	1.1%	0.9%	0.8%	0.8%
% of FP17s Relating to Continuations	160	7,285	2.2%	1.4%	1.2%	1.3%
% of Patients satisfied with the dentistry they have received	12	12	100.0%	93.3%	92.8%	92.7%
% of Patients satisfied with the time they had to wait for an appointment	12	12	100.0%	89.9%	89.2%	88.8%

* This is based on patients treated on this contract for their most recent course of treatment. Figures in italics indicate the base number of FP17s or Patient Questionnaire responses are less than 100. N/A is shown where the base number of responses is less than 10 during the period. % is calculated as Quantity/Base number*100

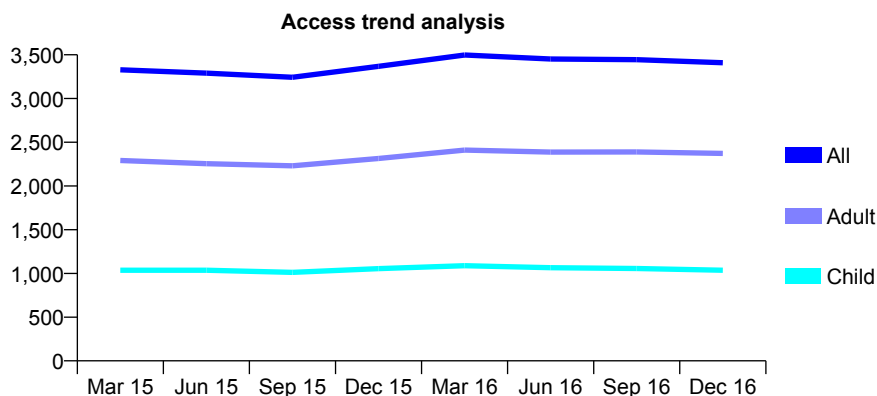
Q60 - Vital Signs At a Glance Contract Report for 270016/0001 - December 2016

Name or company name	MISS S KHAN
Contract type name	GDS Contract
Purpose of contract	General
Contract start date	01/01/2013
Contract end date	

16/17 Contracted general activity (UDA)	11,407
Carry forward general activity (UDA)	105
16/17 Contracted orthodontic activity (UOA)	0
Carry forward orthodontic activity (UOA)	0
Baseline contract value	£305,830.11

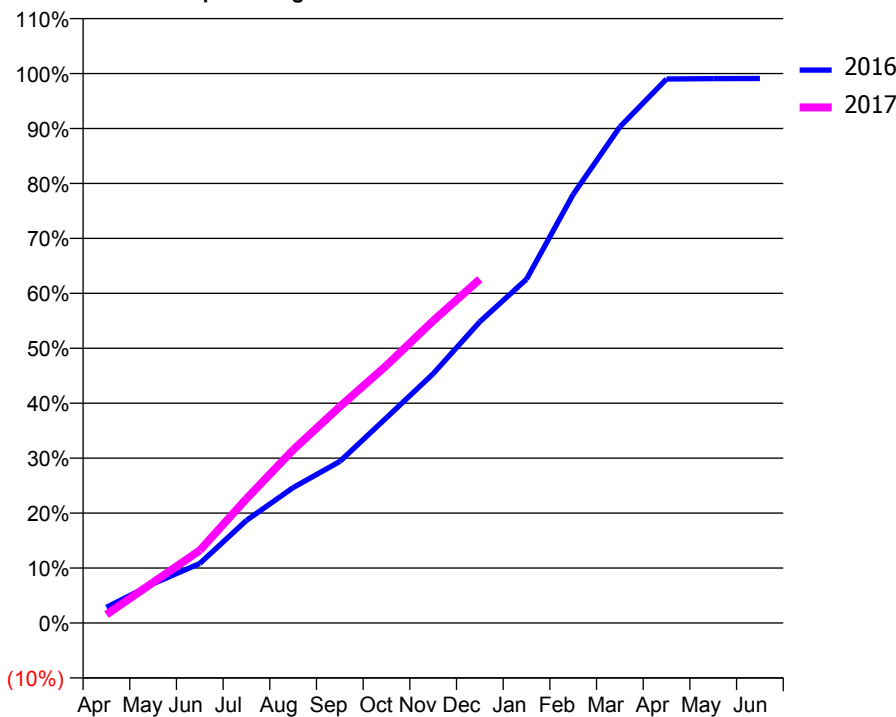
ACCESS*

Patients seen in 24 months	Total	Change since previous quarter
Quarter ending December 2015	3,368	
Quarter ending March 2016	3,498	↑
Quarter ending June 2016	3,452	↓
Quarter ending September 2016	3,445	→
Quarter ending December 2016	3,409	↓
Variance since December 2015	1.2%	→



ACTIVITY

Cumulative percentage of contracted UDA delivered 2016 & 2017



Month	Adjusted Scheduled Activity (UDA)	
	2016	2017
April	326	175
May	814	844
June	1,235	1,507
July	2,129	2,581
August	2,811	3,596
September	3,354	4,490
October	4,260	5,345
November	5,175	6,274
December	6,254	7,139
January	7,138	
February	8,899	
March	10,299	
April	11,293	
May	11,301	
June	11,302	

QUALITY

	Quantity	Base Number	Contract	AT	Region	England
% of FP17s for the same patient ID Re-attending within 3 months - Children	57	997	5.7%	10.5%	12.1%	12.4%
% of FP17s for the same patient ID Re-attending within 3 months - Adults	366	2,392	15.3%	14.2%	15.9%	16.6%
% of FP17s for the same patient ID Re-attending between 3 & 9 months - Children	591	997	59.3%	59.2%	58.6%	57.5%
% of FP17s for the same patient ID Re-attending between 3 & 9 months - Adults	1,298	2,392	54.3%	54.1%	51.5%	50.4%
% of FP17s for Band 1 Urgent Courses	248	3,137	7.9%	7.2%	8.0%	9.1%
% of FP17s Relating to Free Repair or Replacements	48	3,137	1.5%	0.9%	0.8%	0.8%
% of FP17s Relating to Continuations	19	3,137	0.6%	1.4%	1.2%	1.3%
% of Patients satisfied with the dentistry they have received	8	8	N/A	93.3%	92.8%	92.7%
% of Patients satisfied with the time they had to wait for an appointment	8	8	N/A	89.9%	89.2%	88.8%

* This is based on patients treated on this contract for their most recent course of treatment. Figures in italics indicate the base number of FP17s or Patient Questionnaire responses are less than 100. N/A is shown where the base number of responses is less than 10 during the period. % is calculated as Quantity/Base number*100

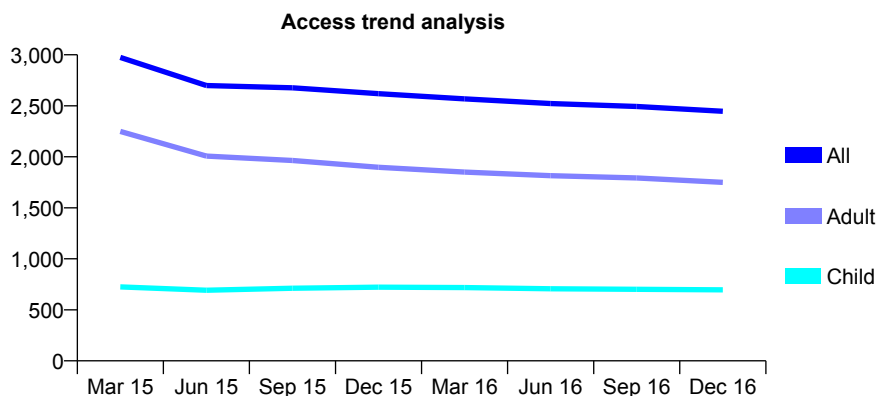
Q60 - Vital Signs At a Glance Contract Report for 274011/0003 - December 2016

Name or company name	MR JW WILLIS
Contract type name	GDS Contract
Purpose of contract	General
Contract start date	01/05/2008
Contract end date	

16/17 Contracted general activity (UDA)	10,500
Carry forward general activity (UDA)	0
16/17 Contracted orthodontic activity (UOA)	0
Carry forward orthodontic activity (UOA)	0
Baseline contract value	£295,833.46

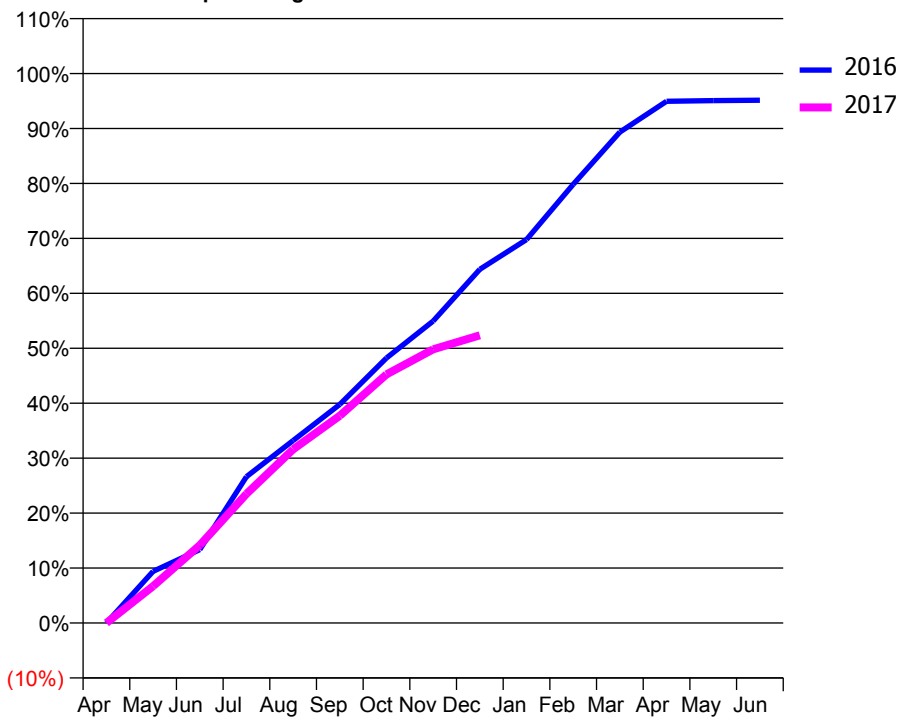
ACCESS*

Patients seen in 24 months	Total	Change since previous quarter
Quarter ending December 2015	2,619	
Quarter ending March 2016	2,568	↓
Quarter ending June 2016	2,522	↓
Quarter ending September 2016	2,494	↓
Quarter ending December 2016	2,446	↓
Variance since December 2015	(6.6%)	↓



ACTIVITY

Cumulative percentage of contracted UDA delivered 2016 & 2017



Month	Adjusted Scheduled Activity (UDA)	
	2016	2017
April	0	0
May	988	705
June	1,403	1,488
July	2,796	2,469
August	3,486	3,320
September	4,177	3,961
October	5,064	4,752
November	5,770	5,229
December	6,760	5,497
January	7,327	
February	8,381	
March	9,381	
April	9,970	
May	9,981	
June	9,989	

QUALITY

	Quantity	Base Number	Contract	AT	Region	England
% of FP17s for the same patient ID Re-attending within 3 months - Children	98	729	13.4%	10.5%	12.1%	12.4%
% of FP17s for the same patient ID Re-attending within 3 months - Adults	300	1,699	17.7%	14.2%	15.9%	16.6%
% of FP17s for the same patient ID Re-attending between 3 & 9 months - Children	413	729	56.7%	59.2%	58.6%	57.5%
% of FP17s for the same patient ID Re-attending between 3 & 9 months - Adults	977	1,699	57.5%	54.1%	51.5%	50.4%
% of FP17s for Band 1 Urgent Courses	132	2,204	6.0%	7.2%	8.0%	9.1%
% of FP17s Relating to Free Repair or Replacements	31	2,204	1.4%	0.9%	0.8%	0.8%
% of FP17s Relating to Continuations	17	2,204	0.8%	1.4%	1.2%	1.3%
% of Patients satisfied with the dentistry they have received	7	7	N/A	93.3%	92.8%	92.7%
% of Patients satisfied with the time they had to wait for an appointment	7	7	N/A	89.9%	89.2%	88.8%

* This is based on patients treated on this contract for their most recent course of treatment. Figures in italics indicate the base number of FP17s or Patient Questionnaire responses are less than 100. N/A is shown where the base number of responses is less than 10 during the period. % is calculated as Quantity/Base number*100

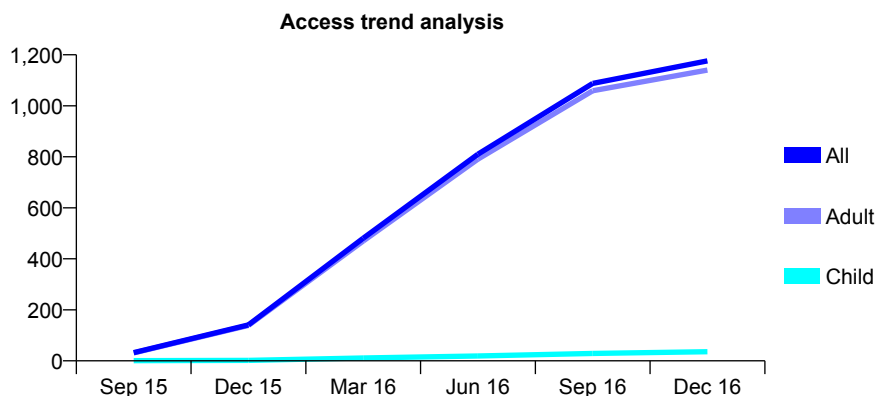
Q60 - Vital Signs At a Glance Contract Report for 274798/0003 - December 2016

Name or company name	MRS R SREENIVASAN
Contract type name	PDS Contract
Purpose of contract	General
Contract start date	01/07/2015
Contract end date	31/03/2020

16/17 Contracted general activity (UDA)	3,600
Carry forward general activity (UDA)	0
16/17 Contracted orthodontic activity (UOA)	0
Carry forward orthodontic activity (UOA)	0
Baseline contract value	£145,114.22

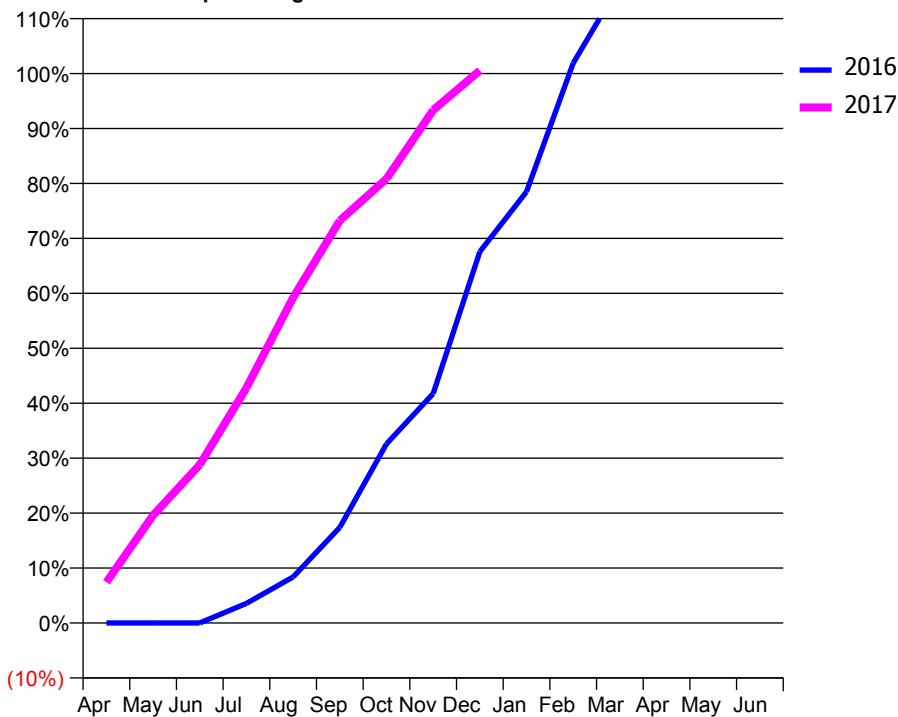
ACCESS*

Patients seen in 24 months	Total	Change since previous quarter
Quarter ending December 2015	141	
Quarter ending March 2016	481	↑
Quarter ending June 2016	810	↑
Quarter ending September 2016	1,088	↑
Quarter ending December 2016	1,176	↑
Variance since December 2015	734.0%	↑



ACTIVITY

Cumulative percentage of contracted UDA delivered 2016 & 2017



Month	Adjusted Scheduled Activity (UDA)	
	2016	2017
April	0	268
May	0	706
June	0	1,037
July	87	1,541
August	204	2,133
September	424	2,637
October	794	2,910
November	1,017	3,360
December	1,646	3,619
January	1,912	
February	2,482	
March	2,831	
April	3,097	
May	3,097	
June	3,097	

QUALITY

	Quantity	Base Number	Contract	AT	Region	England
% of FP17s for the same patient ID Re-attending within 3 months - Children	1	57	1.8%	10.5%	12.1%	12.4%
% of FP17s for the same patient ID Re-attending within 3 months - Adults	50	1,324	3.8%	14.2%	15.9%	16.6%
% of FP17s for the same patient ID Re-attending between 3 & 9 months - Children	0	57	0.0%	59.2%	58.6%	57.5%
% of FP17s for the same patient ID Re-attending between 3 & 9 months - Adults	13	1,324	1.0%	54.1%	51.5%	50.4%
% of FP17s for Band 1 Urgent Courses	0	1,285	0.0%	7.2%	8.0%	9.1%
% of FP17s Relating to Free Repair or Replacements	0	1,285	0.0%	0.9%	0.8%	0.8%
% of FP17s Relating to Continuations	0	1,285	0.0%	1.4%	1.2%	1.3%
% of Patients satisfied with the dentistry they have received	3	3	N/A	93.3%	92.8%	92.7%
% of Patients satisfied with the time they had to wait for an appointment	1	3	N/A	89.9%	89.2%	88.8%

* This is based on patients treated on this contract for their most recent course of treatment. Figures in italics indicate the base number of FP17s or Patient Questionnaire responses are less than 100. N/A is shown where the base number of responses is less than 10 during the period. % is calculated as Quantity/Base number*100

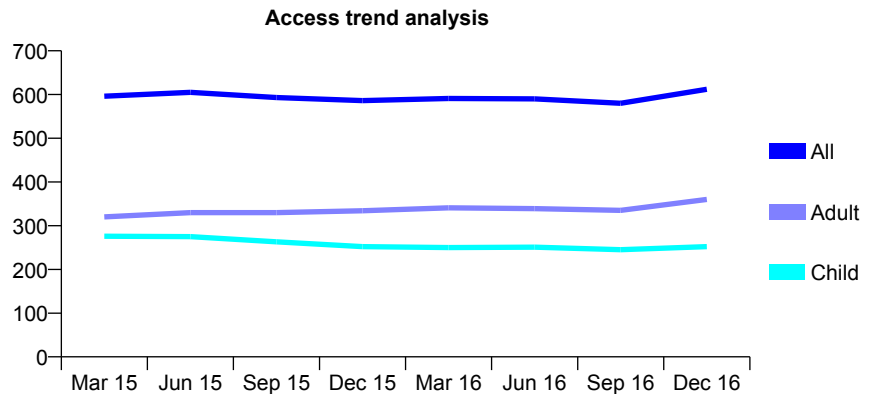
Q60 - Vital Signs At a Glance Contract Report for 287822/0001 - December 2016

Name or company name	MR SA SAMUEL
Contract type name	GDS Contract
Purpose of contract	General
Contract start date	16/08/2013
Contract end date	

16/17 Contracted general activity (UDA)	2,700
Carry forward general activity (UDA)	0
16/17 Contracted orthodontic activity (UOA)	0
Carry forward orthodontic activity (UOA)	0
Baseline contract value	£52,971.22

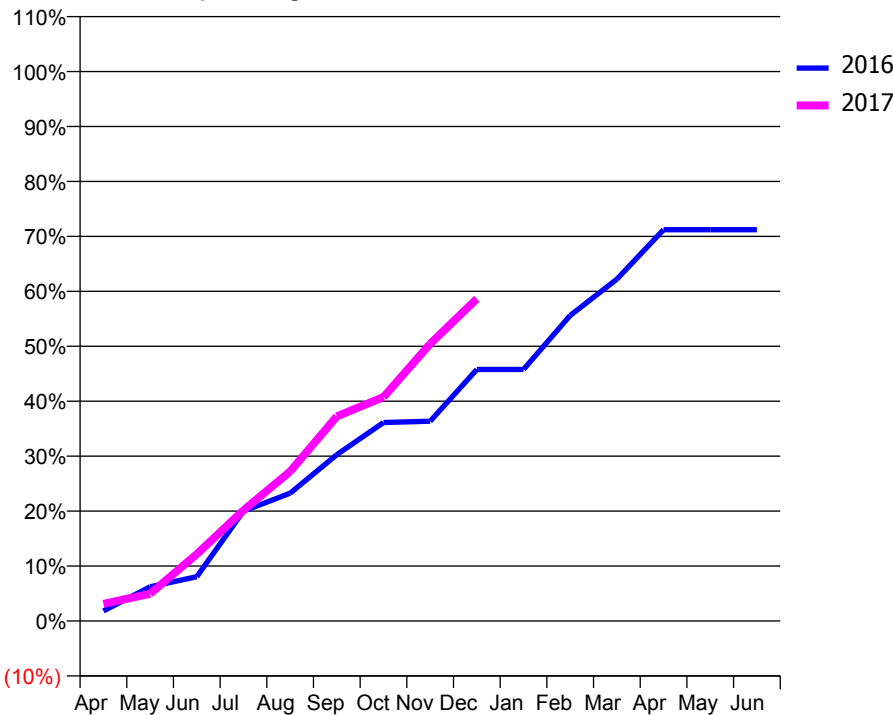
ACCESS*

Patients seen in 24 months	Total	Change since previous quarter
Quarter ending December 2015	586	
Quarter ending March 2016	591	→
Quarter ending June 2016	590	→
Quarter ending September 2016	580	↓
Quarter ending December 2016	612	↑
Variance since December 2015	4.4%	↑



ACTIVITY

Cumulative percentage of contracted UDA delivered 2016 & 2017



Month	Adjusted Scheduled Activity (UDA)	
	2016	2017
April	49	84
May	168	134
June	218	328
July	540	544
August	628	735
September	818	1,005
October	975	1,101
November	982	1,362
December	1,236	1,583
January	1,236	
February	1,501	
March	1,679	
April	1,923	
May	1,923	
June	1,923	

QUALITY

	Quantity	Base Number	Contract	AT	Region	England
% of FP17s for the same patient ID Re-attending within 3 months - Children	17	297	5.7%	10.5%	12.1%	12.4%
% of FP17s for the same patient ID Re-attending within 3 months - Adults	44	410	10.7%	14.2%	15.9%	16.6%
% of FP17s for the same patient ID Re-attending between 3 & 9 months - Children	175	297	58.9%	59.2%	58.6%	57.5%
% of FP17s for the same patient ID Re-attending between 3 & 9 months - Adults	206	410	50.2%	54.1%	51.5%	50.4%
% of FP17s for Band 1 Urgent Courses	16	642	2.5%	7.2%	8.0%	9.1%
% of FP17s Relating to Free Repair or Replacements	0	642	0.0%	0.9%	0.8%	0.8%
% of FP17s Relating to Continuations	10	642	1.6%	1.4%	1.2%	1.3%
% of Patients satisfied with the dentistry they have received	4	5	N/A	93.3%	92.8%	92.7%
% of Patients satisfied with the time they had to wait for an appointment	5	5	N/A	89.9%	89.2%	88.8%

* This is based on patients treated on this contract for their most recent course of treatment. Figures in italics indicate the base number of FP17s or Patient Questionnaire responses are less than 100. N/A is shown where the base number of responses is less than 10 during the period. % is calculated as Quantity/Base number*100

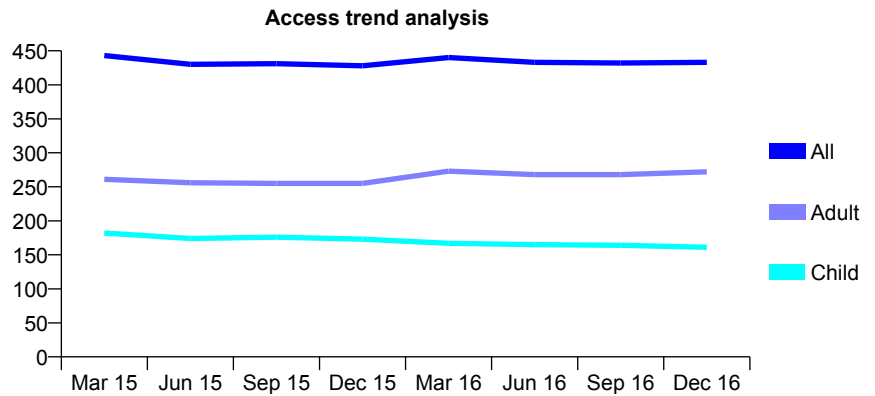
Q60 - Vital Signs At a Glance Contract Report for 303496/0002 - December 2016

Name or company name	MR AR FEE
Contract type name	GDS Contract
Purpose of contract	General and Orthodontic
Contract start date	13/09/2010
Contract end date	

16/17 Contracted general activity (UDA)	1,774
Carry forward general activity (UDA)	0
16/17 Contracted orthodontic activity (UOA)	208
Carry forward orthodontic activity (UOA)	-4
Baseline contract value	£59,977.46

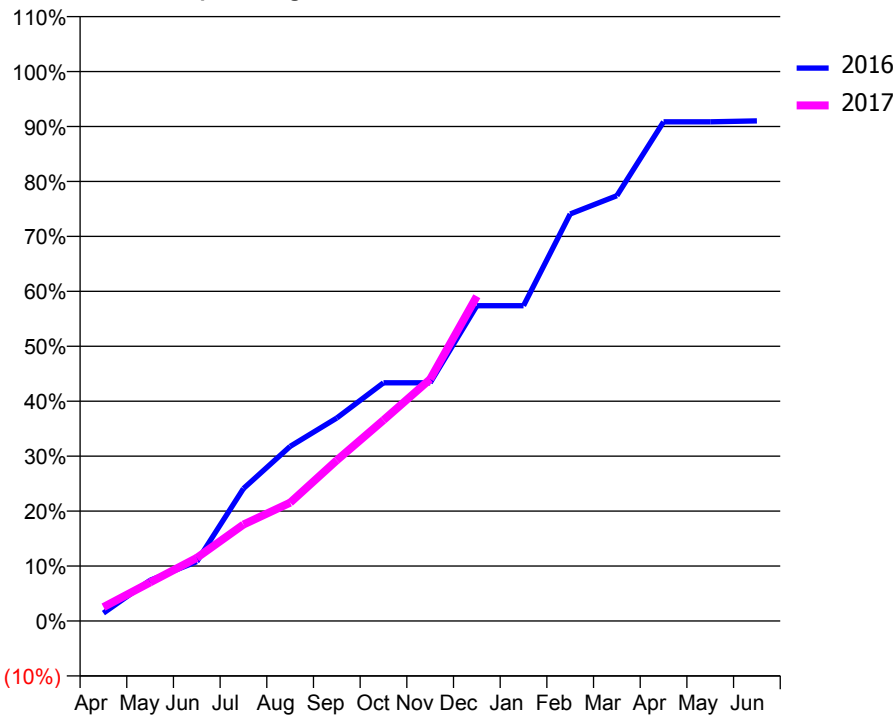
ACCESS*

Patients seen in 24 months	Total	Change since previous quarter
Quarter ending December 2015	428	
Quarter ending March 2016	440	↑
Quarter ending June 2016	433	↓
Quarter ending September 2016	432	→
Quarter ending December 2016	433	→
Variance since December 2015	1.2%	→



ACTIVITY

Cumulative percentage of contracted UDA delivered 2016 & 2017



Month	Adjusted Scheduled Activity (UDA)	
	2016	2017
April	25	45
May	132	125
June	192	204
July	428	311
August	564	382
September	656	519
October	769	649
November	769	781
December	1,018	1,048
January	1,018	
February	1,314	
March	1,373	
April	1,611	
May	1,611	
June	1,614	

QUALITY

	Quantity	Base Number	Contract	AT	Region	England
% of FP17s for the same patient ID Re-attending within 3 months - Children	29	234	12.4%	10.5%	12.1%	12.4%
% of FP17s for the same patient ID Re-attending within 3 months - Adults	37	303	12.2%	14.2%	15.9%	16.6%
% of FP17s for the same patient ID Re-attending between 3 & 9 months - Children	175	234	74.8%	59.2%	58.6%	57.5%
% of FP17s for the same patient ID Re-attending between 3 & 9 months - Adults	187	303	61.7%	54.1%	51.5%	50.4%
% of FP17s for Band 1 Urgent Courses	27	404	6.7%	7.2%	8.0%	9.1%
% of FP17s Relating to Free Repair or Replacements	0	404	0.0%	0.9%	0.8%	0.8%
% of FP17s Relating to Continuations	5	404	1.2%	1.4%	1.2%	1.3%
% of Patients satisfied with the dentistry they have received	1	1	N/A	93.3%	92.8%	92.7%
% of Patients satisfied with the time they had to wait for an appointment	1	1	N/A	89.9%	89.2%	88.8%

* This is based on patients treated on this contract for their most recent course of treatment. Figures in italics indicate the base number of FP17s or Patient Questionnaire responses are less than 100. N/A is shown where the base number of responses is less than 10 during the period. % is calculated as Quantity/Base number*100

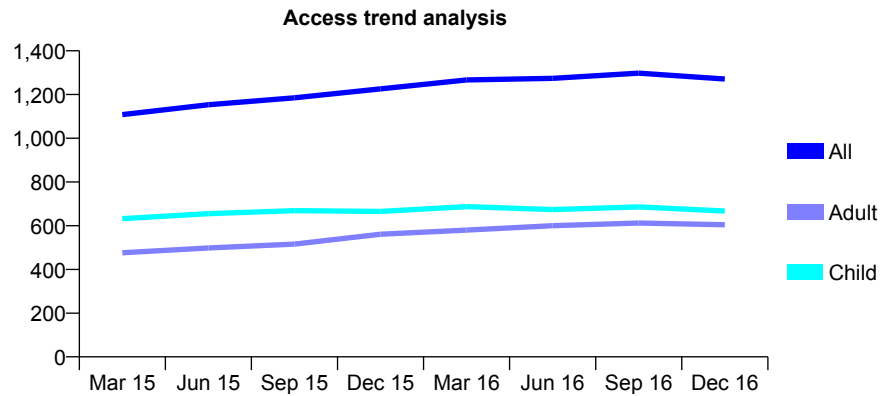
Q60 - Vital Signs At a Glance Contract Report for 305006/0001 - December 2016

Name or company name	MR TM PARSONS
Contract type name	GDS Contract
Purpose of contract	General
Contract start date	01/04/2006
Contract end date	

16/17 Contracted general activity (UDA)	2,977
Carry forward general activity (UDA)	-40
16/17 Contracted orthodontic activity (UOA)	0
Carry forward orthodontic activity (UOA)	0
Baseline contract value	£74,838.34

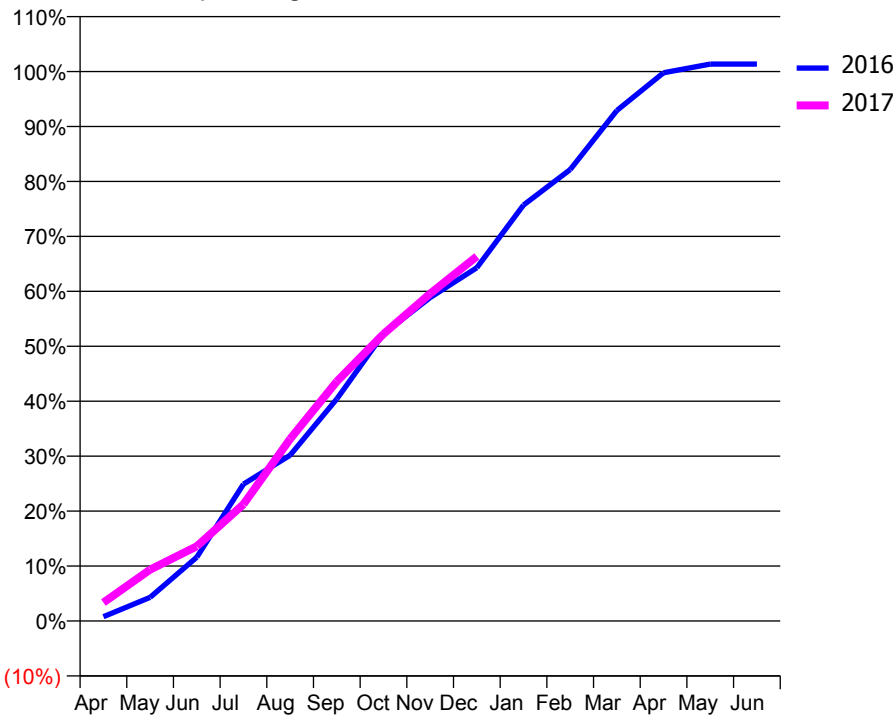
ACCESS*

Patients seen in 24 months	Total	Change since previous quarter
Quarter ending December 2015	1,226	
Quarter ending March 2016	1,267	↑
Quarter ending June 2016	1,274	→
Quarter ending September 2016	1,298	→
Quarter ending December 2016	1,271	↓
Variance since December 2015	3.7%	↑



ACTIVITY

Cumulative percentage of contracted UDA delivered 2016 & 2017



Month	Adjusted Scheduled Activity (UDA)	
	2016	2017
April	23	100
May	128	278
June	346	405
July	742	632
August	899	986
September	1,203	1,298
October	1,556	1,555
November	1,753	1,774
December	1,914	1,975
January	2,254	
February	2,446	
March	2,766	
April	2,970	
May	3,017	
June	3,017	

QUALITY

	Quantity	Base Number	Contract	AT	Region	England
% of FP17s for the same patient ID Re-attending within 3 months - Children	51	780	6.5%	10.5%	12.1%	12.4%
% of FP17s for the same patient ID Re-attending within 3 months - Adults	55	552	10.0%	14.2%	15.9%	16.6%
% of FP17s for the same patient ID Re-attending between 3 & 9 months - Children	473	780	60.6%	59.2%	58.6%	57.5%
% of FP17s for the same patient ID Re-attending between 3 & 9 months - Adults	286	552	51.8%	54.1%	51.5%	50.4%
% of FP17s for Band 1 Urgent Courses	35	1,169	3.0%	7.2%	8.0%	9.1%
% of FP17s Relating to Free Repair or Replacements	3	1,169	0.3%	0.9%	0.8%	0.8%
% of FP17s Relating to Continuations	10	1,169	0.9%	1.4%	1.2%	1.3%
% of Patients satisfied with the dentistry they have received	0	0	N/A	93.3%	92.8%	92.7%
% of Patients satisfied with the time they had to wait for an appointment	0	0	N/A	89.9%	89.2%	88.8%

* This is based on patients treated on this contract for their most recent course of treatment. Figures in italics indicate the base number of FP17s or Patient Questionnaire responses are less than 100. N/A is shown where the base number of responses is less than 10 during the period. % is calculated as Quantity/Base number*100

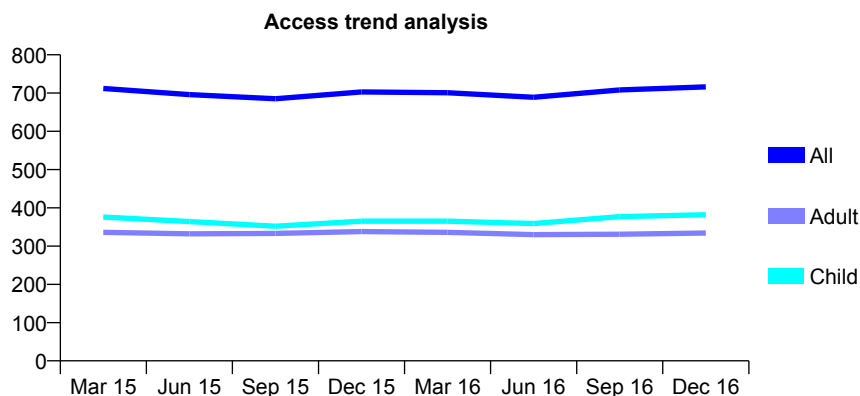
Q60 - Vital Signs At a Glance Contract Report for 319163/0001 - December 2016

Name or company name	MRS UF PENCAVEL
Contract type name	GDS Contract
Purpose of contract	General and Orthodontic
Contract start date	01/04/2006
Contract end date	

16/17 Contracted general activity (UDA)	2,276
Carry forward general activity (UDA)	69
16/17 Contracted orthodontic activity (UOA)	0
Carry forward orthodontic activity (UOA)	0
Baseline contract value	£61,889.69

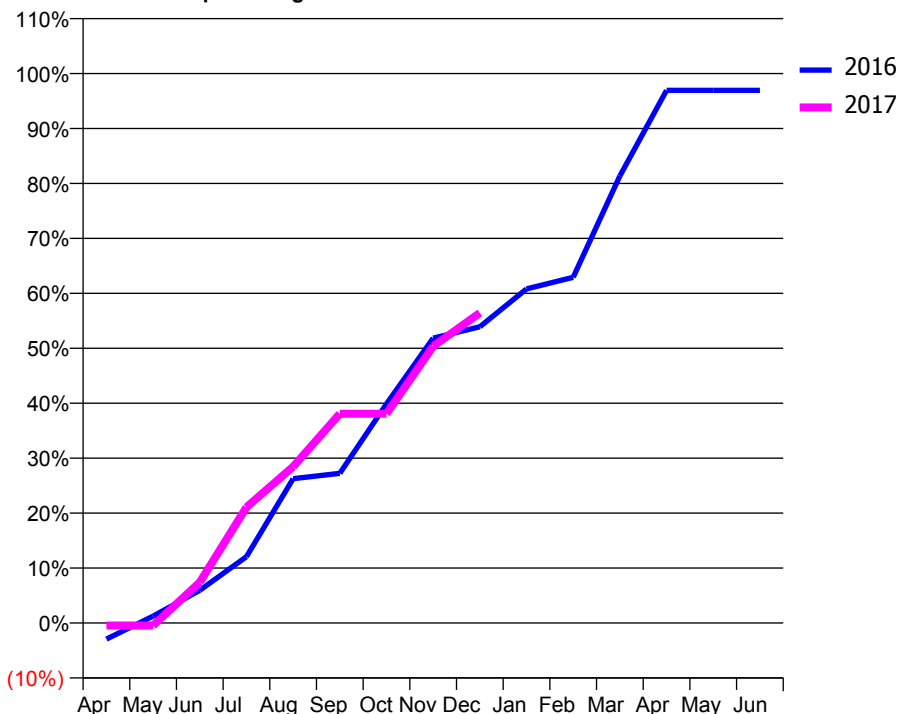
ACCESS*

Patients seen in 24 months	Total	Change since previous quarter
Quarter ending December 2015	703	
Quarter ending March 2016	701	→
Quarter ending June 2016	689	↓
Quarter ending September 2016	708	↑
Quarter ending December 2016	716	→
Variance since December 2015	1.8%	→



ACTIVITY

Cumulative percentage of contracted UDA delivered 2016 & 2017



Month	Adjusted Scheduled Activity (UDA)	
	2016	2017
April	-67	-11
May	28	-11
June	136	169
July	275	480
August	598	647
September	620	867
October	908	867
November	1,180	1,146
December	1,227	1,284
January	1,384	
February	1,432	
March	1,851	
April	2,206	
May	2,206	
June	2,206	

QUALITY

	Quantity	Base Number	Contract	AT	Region	England
% of FP17s for the same patient ID Re-attending within 3 months - Children	44	535	8.2%	10.5%	12.1%	12.4%
% of FP17s for the same patient ID Re-attending within 3 months - Adults	61	376	16.2%	14.2%	15.9%	16.6%
% of FP17s for the same patient ID Re-attending between 3 & 9 months - Children	385	535	72.0%	59.2%	58.6%	57.5%
% of FP17s for the same patient ID Re-attending between 3 & 9 months - Adults	191	376	50.8%	54.1%	51.5%	50.4%
% of FP17s for Band 1 Urgent Courses	61	760	8.0%	7.2%	8.0%	9.1%
% of FP17s Relating to Free Repair or Replacements	0	760	0.0%	0.9%	0.8%	0.8%
% of FP17s Relating to Continuations	0	760	0.0%	1.4%	1.2%	1.3%
% of Patients satisfied with the dentistry they have received	1	1	N/A	93.3%	92.8%	92.7%
% of Patients satisfied with the time they had to wait for an appointment	1	1	N/A	89.9%	89.2%	88.8%

* This is based on patients treated on this contract for their most recent course of treatment. Figures in italics indicate the base number of FP17s or Patient Questionnaire responses are less than 100. N/A is shown where the base number of responses is less than 10 during the period. % is calculated as Quantity/Base number*100

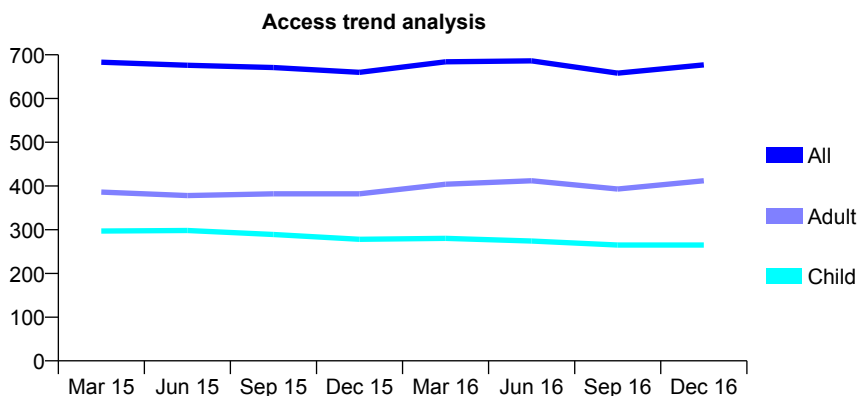
Q60 - Vital Signs At a Glance Contract Report for 320137/0001 - December 2016

Name or company name	MR LS BARNES
Contract type name	GDS Contract
Purpose of contract	General
Contract start date	01/04/2006
Contract end date	

16/17 Contracted general activity (UDA)	2,000
Carry forward general activity (UDA)	64
16/17 Contracted orthodontic activity (UOA)	0
Carry forward orthodontic activity (UOA)	0
Baseline contract value	£37,073.73

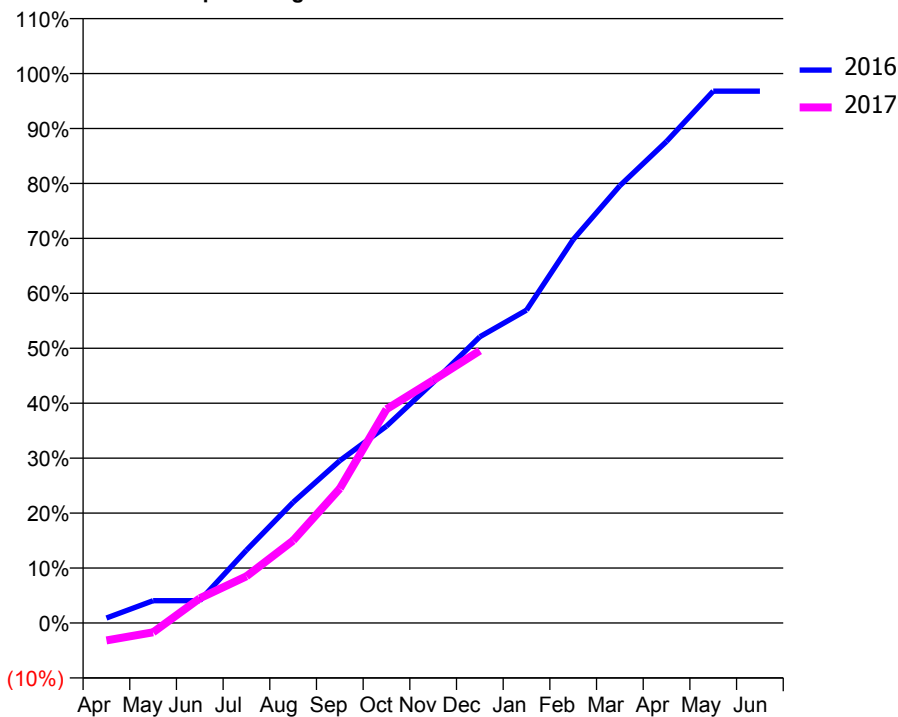
ACCESS*

Patients seen in 24 months	Total	Change since previous quarter
Quarter ending December 2015	660	
Quarter ending March 2016	684	↑
Quarter ending June 2016	686	→
Quarter ending September 2016	658	↓
Quarter ending December 2016	677	↑
Variance since December 2015	2.6%	↑



ACTIVITY

Cumulative percentage of contracted UDA delivered 2016 & 2017



Adjusted Scheduled Activity (UDA)

Month	2016	2017
April	18	-64
May	81	-34
June	81	90
July	265	170
August	440	300
September	591	489
October	716	778
November	875	884
December	1,042	991
January	1,139	
February	1,395	
March	1,592	
April	1,753	
May	1,936	
June	1,936	

QUALITY

	Quantity	Base Number	Contract	AT	Region	England
% of FP17s for the same patient ID Re-attending within 3 months - Children	14	273	5.1%	10.5%	12.1%	12.4%
% of FP17s for the same patient ID Re-attending within 3 months - Adults	75	416	18.0%	14.2%	15.9%	16.6%
% of FP17s for the same patient ID Re-attending between 3 & 9 months - Children	165	273	60.4%	59.2%	58.6%	57.5%
% of FP17s for the same patient ID Re-attending between 3 & 9 months - Adults	223	416	53.6%	54.1%	51.5%	50.4%
% of FP17s for Band 1 Urgent Courses	16	535	3.0%	7.2%	8.0%	9.1%
% of FP17s Relating to Free Repair or Replacements	11	535	2.1%	0.9%	0.8%	0.8%
% of FP17s Relating to Continuations	5	535	0.9%	1.4%	1.2%	1.3%
% of Patients satisfied with the dentistry they have received	3	3	N/A	93.3%	92.8%	92.7%
% of Patients satisfied with the time they had to wait for an appointment	3	3	N/A	89.9%	89.2%	88.8%

* This is based on patients treated on this contract for their most recent course of treatment. Figures in italics indicate the base number of FP17s or Patient Questionnaire responses are less than 100. N/A is shown where the base number of responses is less than 10 during the period. % is calculated as Quantity/Base number*100

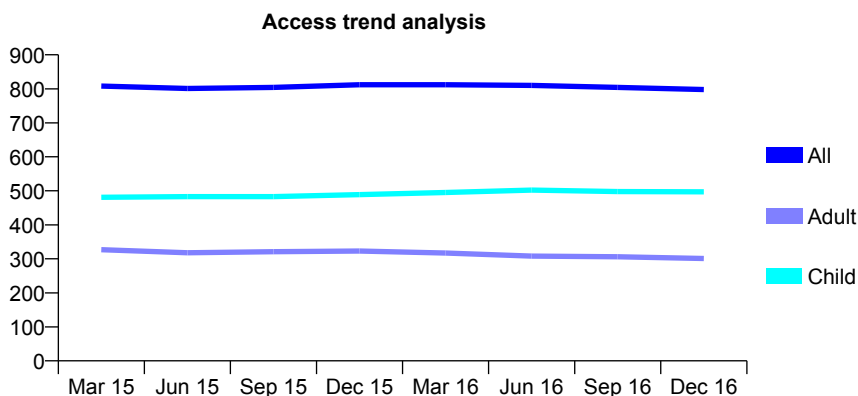
Q60 - Vital Signs At a Glance Contract Report for 323853/0001 - December 2016

Name or company name	MR PB GARBUTT
Contract type name	GDS Contract
Purpose of contract	General
Contract start date	01/04/2006
Contract end date	

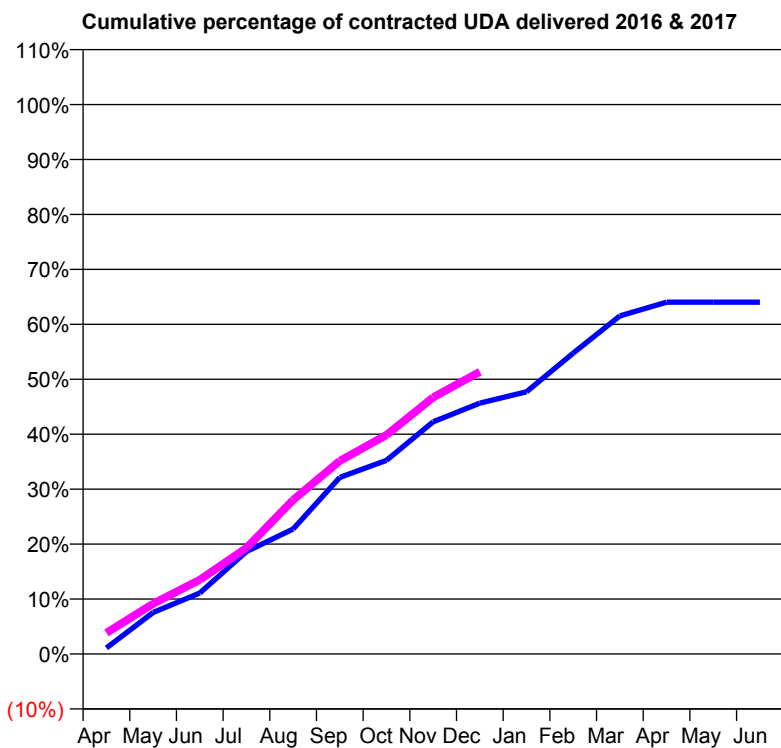
16/17 Contracted general activity (UDA)	2,000
Carry forward general activity (UDA)	0
16/17 Contracted orthodontic activity (UOA)	0
Carry forward orthodontic activity (UOA)	0
Baseline contract value	£40,245.77

ACCESS*

Patients seen in 24 months	Total	Change since previous quarter
Quarter ending December 2015	812	
Quarter ending March 2016	812	→
Quarter ending June 2016	810	→
Quarter ending September 2016	804	→
Quarter ending December 2016	798	→
Variance since December 2015	(1.7%)	↓



ACTIVITY



Month	Adjusted Scheduled Activity (UDA)	
	2016	2017
April	22	77
May	151	183
June	222	270
July	373	386
August	455	561
September	643	703
October	705	797
November	845	934
December	913	1,027
January	954	
February	1,095	
March	1,230	
April	1,280	
May	1,280	
June	1,280	

QUALITY

	Quantity	Base Number	Contract	AT	Region	England
% of FP17s for the same patient ID Re-attending within 3 months - Children	18	568	3.2%	10.5%	12.1%	12.4%
% of FP17s for the same patient ID Re-attending within 3 months - Adults	24	247	9.7%	14.2%	15.9%	16.6%
% of FP17s for the same patient ID Re-attending between 3 & 9 months - Children	345	568	60.7%	59.2%	58.6%	57.5%
% of FP17s for the same patient ID Re-attending between 3 & 9 months - Adults	130	247	52.6%	54.1%	51.5%	50.4%
% of FP17s for Band 1 Urgent Courses	0	768	0.0%	7.2%	8.0%	9.1%
% of FP17s Relating to Free Repair or Replacements	0	768	0.0%	0.9%	0.8%	0.8%
% of FP17s Relating to Continuations	0	768	0.0%	1.4%	1.2%	1.3%
% of Patients satisfied with the dentistry they have received	0	0	N/A	93.3%	92.8%	92.7%
% of Patients satisfied with the time they had to wait for an appointment	0	0	N/A	89.9%	89.2%	88.8%

* This is based on patients treated on this contract for their most recent course of treatment. Figures in italics indicate the base number of FP17s or Patient Questionnaire responses are less than 100. N/A is shown where the base number of responses is less than 10 during the period. % is calculated as Quantity/Base number*100

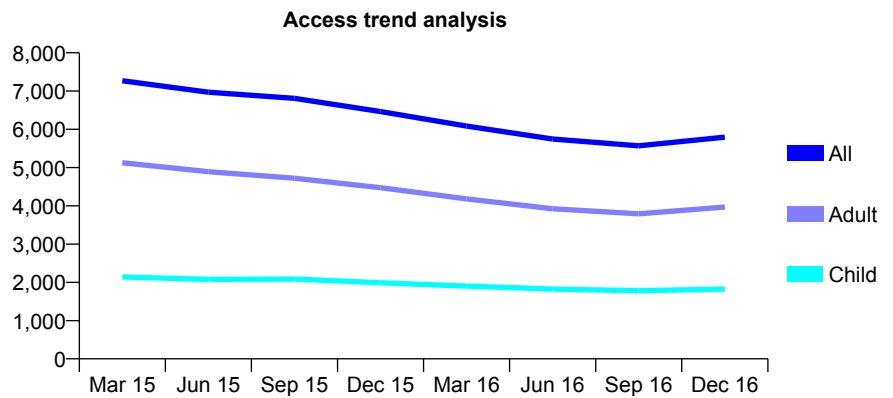
Q60 - Vital Signs At a Glance Contract Report for 326372/0001 - December 2016

Name or company name	MISS RB HOLMES
Contract type name	GDS Contract
Purpose of contract	General
Contract start date	01/04/2006
Contract end date	

16/17 Contracted general activity (UDA)	19,726
Carry forward general activity (UDA)	-69
16/17 Contracted orthodontic activity (UOA)	0
Carry forward orthodontic activity (UOA)	0
Baseline contract value	£558,393.39

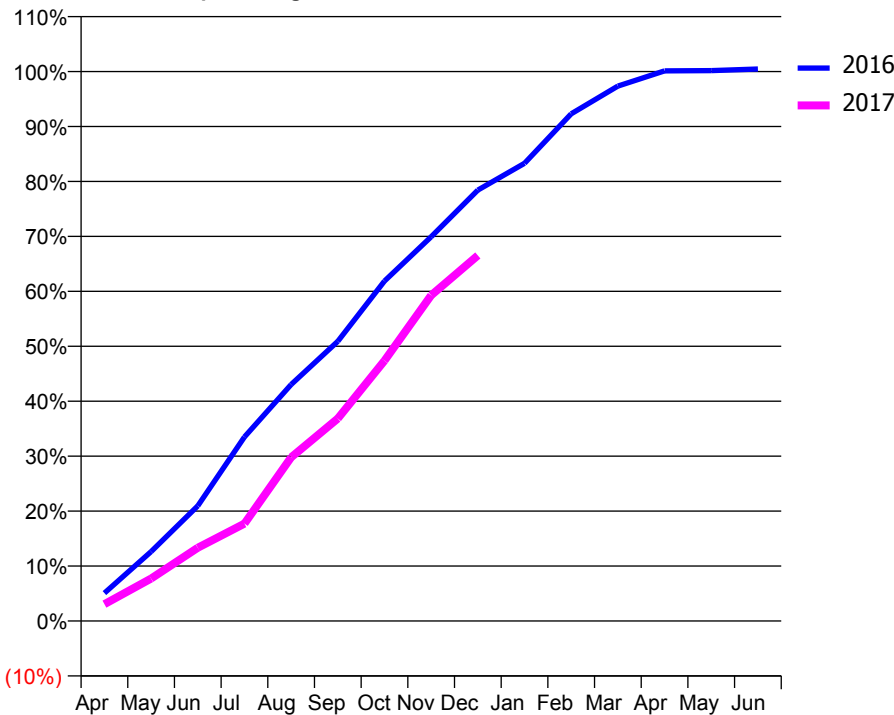
ACCESS*

Patients seen in 24 months	Total	Change since previous quarter
Quarter ending December 2015	6,463	
Quarter ending March 2016	6,083	↓
Quarter ending June 2016	5,748	↓
Quarter ending September 2016	5,568	↓
Quarter ending December 2016	5,794	↑
Variance since December 2015	(10.4%)	↓



ACTIVITY

Cumulative percentage of contracted UDA delivered 2016 & 2017



Month	Adjusted Scheduled Activity (UDA)	
	2016	2017
April	775	607
May	1,926	1,526
June	3,198	2,633
July	5,112	3,496
August	6,567	5,876
September	7,769	7,267
October	9,441	9,345
November	10,672	11,693
December	11,969	13,123
January	12,714	
February	14,086	
March	14,856	
April	15,280	
May	15,288	
June	15,331	

QUALITY

	Quantity	Base Number	Contract	AT	Region	England
% of FP17s for the same patient ID Re-attending within 3 months - Children	144	1,953	7.4%	10.5%	12.1%	12.4%
% of FP17s for the same patient ID Re-attending within 3 months - Adults	668	3,902	17.1%	14.2%	15.9%	16.6%
% of FP17s for the same patient ID Re-attending between 3 & 9 months - Children	839	1,953	43.0%	59.2%	58.6%	57.5%
% of FP17s for the same patient ID Re-attending between 3 & 9 months - Adults	1,417	3,902	36.3%	54.1%	51.5%	50.4%
% of FP17s for Band 1 Urgent Courses	517	5,626	9.2%	7.2%	8.0%	9.1%
% of FP17s Relating to Free Repair or Replacements	29	5,626	0.5%	0.9%	0.8%	0.8%
% of FP17s Relating to Continuations	158	5,626	2.8%	1.4%	1.2%	1.3%
% of Patients satisfied with the dentistry they have received	5	6	N/A	93.3%	92.8%	92.7%
% of Patients satisfied with the time they had to wait for an appointment	4	6	N/A	89.9%	89.2%	88.8%

* This is based on patients treated on this contract for their most recent course of treatment. Figures in italics indicate the base number of FP17s or Patient Questionnaire responses are less than 100. N/A is shown where the base number of responses is less than 10 during the period. % is calculated as Quantity/Base number*100

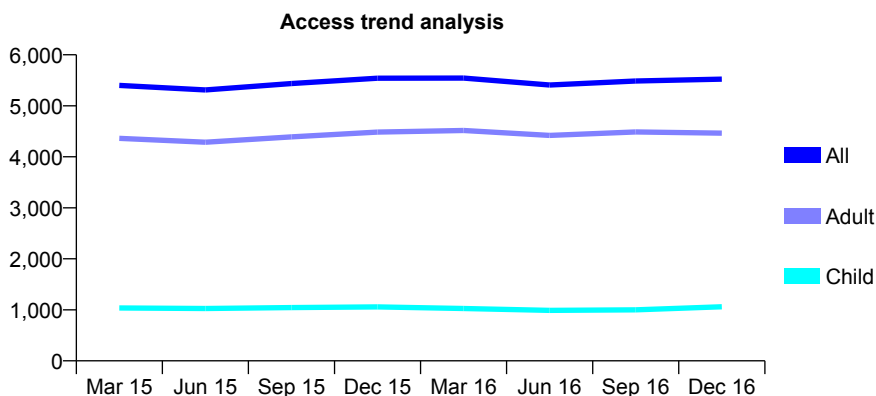
Q60 - Vital Signs At a Glance Contract Report for 335770/0001 - December 2016

Name or company name	MR PJ MCELHONE
Contract type name	GDS Contract
Purpose of contract	General
Contract start date	01/04/2006
Contract end date	

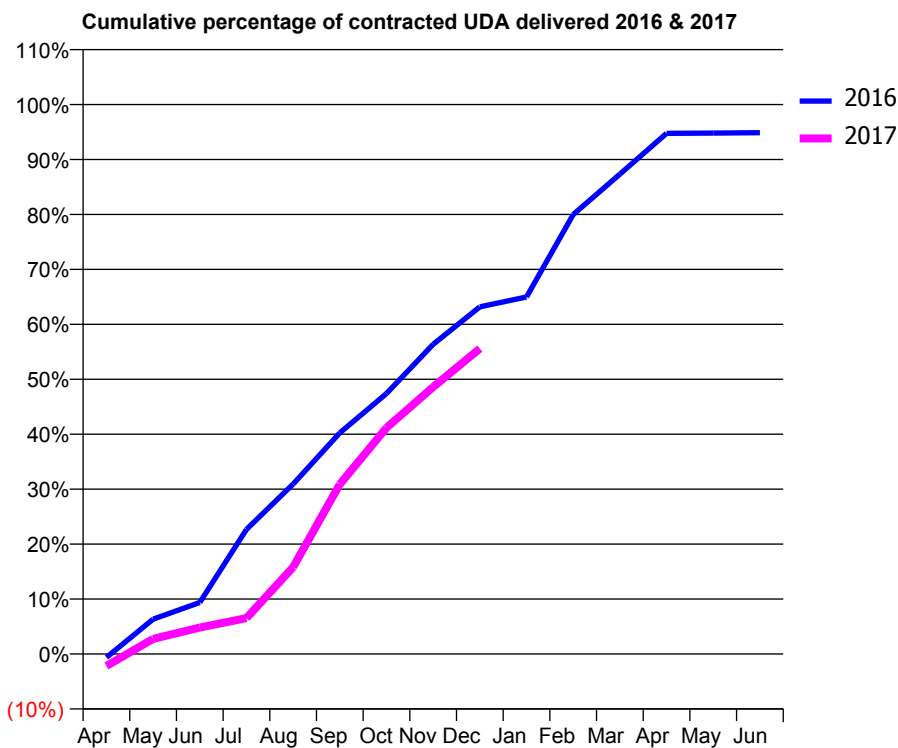
16/17 Contracted general activity (UDA)	13,159
Carry forward general activity (UDA)	498
16/17 Contracted orthodontic activity (UOA)	0
Carry forward orthodontic activity (UOA)	0
Baseline contract value	£362,743.73

ACCESS*

Patients seen in 24 months	Total	Change since previous quarter
Quarter ending December 2015	5,542	
Quarter ending March 2016	5,544	→
Quarter ending June 2016	5,409	↓
Quarter ending September 2016	5,487	→
Quarter ending December 2016	5,524	→
Variance since December 2015	(0.3%)	→



ACTIVITY



Month	Adjusted Scheduled Activity (UDA)	
	2016	2017
April	-85	-290
May	836	361
June	1,234	634
July	2,984	859
August	4,069	2,080
September	5,295	4,067
October	6,238	5,418
November	7,417	6,395
December	8,314	7,315
January	8,551	
February	10,524	
March	11,492	
April	12,468	
May	12,476	
June	12,483	

QUALITY

	Quantity	Base Number	Contract	AT	Region	England
% of FP17s for the same patient ID Re-attending within 3 months - Children	37	835	4.4%	10.5%	12.1%	12.4%
% of FP17s for the same patient ID Re-attending within 3 months - Adults	437	3,256	13.4%	14.2%	15.9%	16.6%
% of FP17s for the same patient ID Re-attending between 3 & 9 months - Children	254	835	30.4%	59.2%	58.6%	57.5%
% of FP17s for the same patient ID Re-attending between 3 & 9 months - Adults	1,052	3,256	32.3%	54.1%	51.5%	50.4%
% of FP17s for Band 1 Urgent Courses	240	3,571	6.7%	7.2%	8.0%	9.1%
% of FP17s Relating to Free Repair or Replacements	99	3,571	2.8%	0.9%	0.8%	0.8%
% of FP17s Relating to Continuations	31	3,571	0.9%	1.4%	1.2%	1.3%
% of Patients satisfied with the dentistry they have received	10	10	100.0%	93.3%	92.8%	92.7%
% of Patients satisfied with the time they had to wait for an appointment	10	10	100.0%	89.9%	89.2%	88.8%

* This is based on patients treated on this contract for their most recent course of treatment. Figures in italics indicate the base number of FP17s or Patient Questionnaire responses are less than 100. N/A is shown where the base number of responses is less than 10 during the period. % is calculated as Quantity/Base number*100

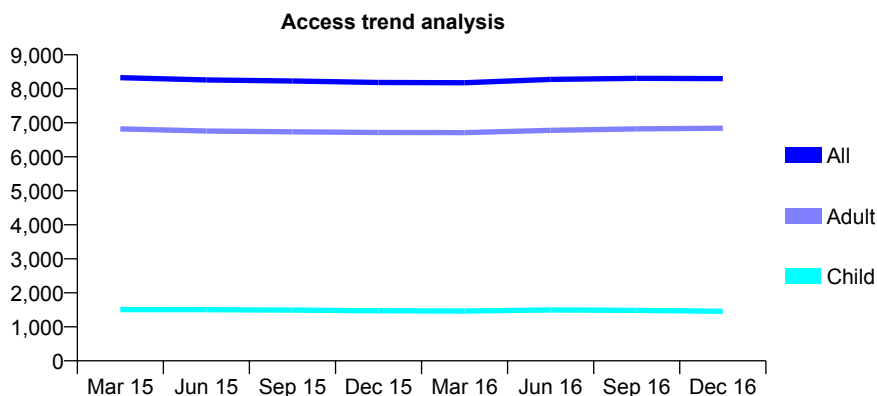
Q60 - Vital Signs At a Glance Contract Report for 336289/0001 - December 2016

Name or company name	MR AJ GRIFFITHS
Contract type name	GDS Contract
Purpose of contract	General
Contract start date	01/04/2006
Contract end date	

16/17 Contracted general activity (UDA)	22,233
Carry forward general activity (UDA)	0
16/17 Contracted orthodontic activity (UOA)	0
Carry forward orthodontic activity (UOA)	0
Baseline contract value	£606,820.97

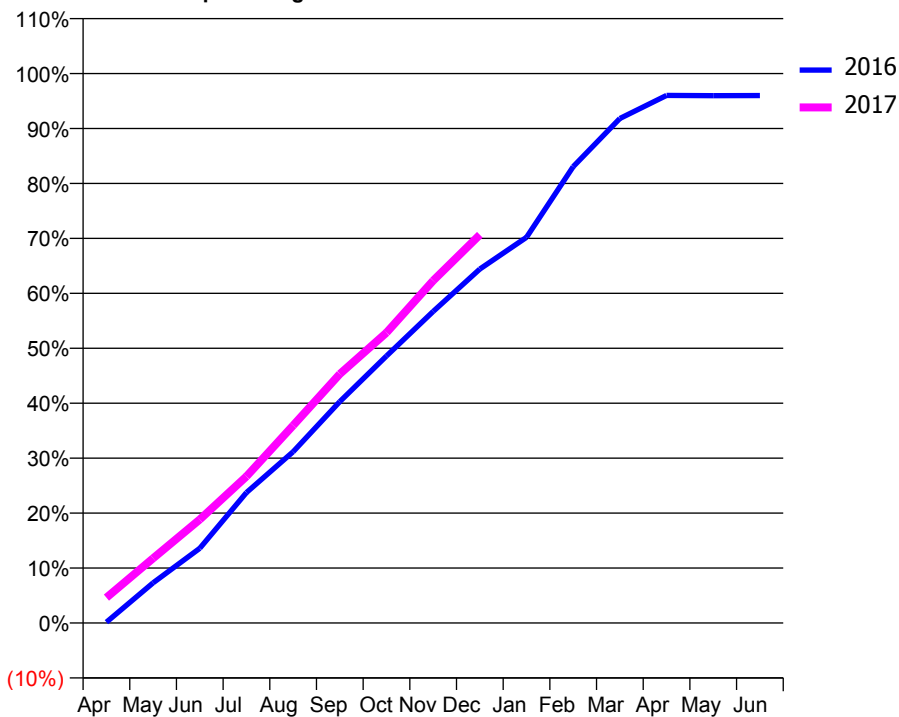
ACCESS*

Patients seen in 24 months	Total	Change since previous quarter
Quarter ending December 2015	8,187	
Quarter ending March 2016	8,177	→
Quarter ending June 2016	8,275	→
Quarter ending September 2016	8,306	→
Quarter ending December 2016	8,299	→
Variance since December 2015	1.4%	→



ACTIVITY

Cumulative percentage of contracted UDA delivered 2016 & 2017



Month	Adjusted Scheduled Activity (UDA)	
	2016	2017
April	34	1,025
May	1,626	2,622
June	3,022	4,192
July	5,281	5,933
August	6,928	7,992
September	8,957	10,076
October	10,805	11,747
November	12,608	13,851
December	14,321	15,710
January	15,608	
February	18,467	
March	20,413	
April	21,344	
May	21,338	
June	21,342	

QUALITY

	Quantity	Base Number	Contract	AT	Region	England
% of FP17s for the same patient ID Re-attending within 3 months - Children	112	1,959	5.7%	10.5%	12.1%	12.4%
% of FP17s for the same patient ID Re-attending within 3 months - Adults	1,066	7,632	14.0%	14.2%	15.9%	16.6%
% of FP17s for the same patient ID Re-attending between 3 & 9 months - Children	1,411	1,959	72.0%	59.2%	58.6%	57.5%
% of FP17s for the same patient ID Re-attending between 3 & 9 months - Adults	3,301	7,632	43.3%	54.1%	51.5%	50.4%
% of FP17s for Band 1 Urgent Courses	552	8,459	6.5%	7.2%	8.0%	9.1%
% of FP17s Relating to Free Repair or Replacements	246	8,459	2.9%	0.9%	0.8%	0.8%
% of FP17s Relating to Continuations	123	8,459	1.5%	1.4%	1.2%	1.3%
% of Patients satisfied with the dentistry they have received	15	16	93.8%	93.3%	92.8%	92.7%
% of Patients satisfied with the time they had to wait for an appointment	14	16	87.5%	89.9%	89.2%	88.8%

* This is based on patients treated on this contract for their most recent course of treatment. Figures in italics indicate the base number of FP17s or Patient Questionnaire responses are less than 100. N/A is shown where the base number of responses is less than 10 during the period. % is calculated as Quantity/Base number*100

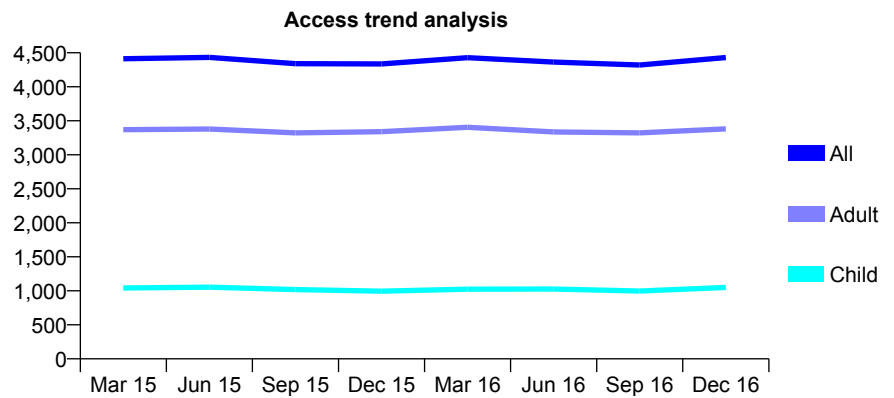
Q60 - Vital Signs At a Glance Contract Report for 338524/0001 - December 2016

Name or company name	MR M SEGAL
Contract type name	GDS Contract
Purpose of contract	General
Contract start date	01/04/2006
Contract end date	

16/17 Contracted general activity (UDA)	15,000
Carry forward general activity (UDA)	151
16/17 Contracted orthodontic activity (UOA)	0
Carry forward orthodontic activity (UOA)	0
Baseline contract value	£371,651.41

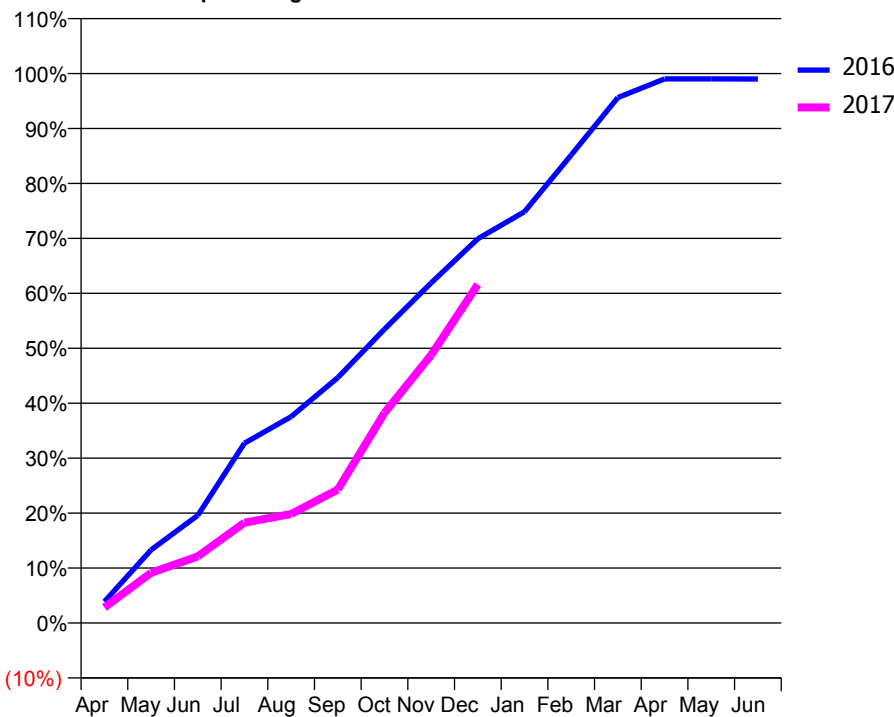
ACCESS*

Patients seen in 24 months	Total	Change since previous quarter
Quarter ending December 2015	4,336	
Quarter ending March 2016	4,428	↑
Quarter ending June 2016	4,363	↓
Quarter ending September 2016	4,320	→
Quarter ending December 2016	4,431	↑
Variance since December 2015	2.2%	↑



ACTIVITY

Cumulative percentage of contracted UDA delivered 2016 & 2017



Month	Adjusted Scheduled Activity (UDA)	
	2016	2017
April	585	424
May	1,995	1,371
June	2,941	1,816
July	4,909	2,739
August	5,634	2,977
September	6,700	3,641
October	8,020	5,736
November	9,284	7,314
December	10,487	9,241
January	11,228	
February	12,776	
March	14,342	
April	14,854	
May	14,852	
June	14,849	

QUALITY

	Quantity	Base Number	Contract	AT	Region	England
% of FP17s for the same patient ID Re-attending within 3 months - Children	92	1,081	8.5%	10.5%	12.1%	12.4%
% of FP17s for the same patient ID Re-attending within 3 months - Adults	482	3,076	15.7%	14.2%	15.9%	16.6%
% of FP17s for the same patient ID Re-attending between 3 & 9 months - Children	600	1,081	55.5%	59.2%	58.6%	57.5%
% of FP17s for the same patient ID Re-attending between 3 & 9 months - Adults	1,282	3,076	41.7%	54.1%	51.5%	50.4%
% of FP17s for Band 1 Urgent Courses	298	3,930	7.6%	7.2%	8.0%	9.1%
% of FP17s Relating to Free Repair or Replacements	133	3,930	3.4%	0.9%	0.8%	0.8%
% of FP17s Relating to Continuations	60	3,930	1.5%	1.4%	1.2%	1.3%
% of Patients satisfied with the dentistry they have received	6	6	N/A	93.3%	92.8%	92.7%
% of Patients satisfied with the time they had to wait for an appointment	4	6	N/A	89.9%	89.2%	88.8%

* This is based on patients treated on this contract for their most recent course of treatment. Figures in italics indicate the base number of FP17s or Patient Questionnaire responses are less than 100. N/A is shown where the base number of responses is less than 10 during the period. % is calculated as Quantity/Base number*100

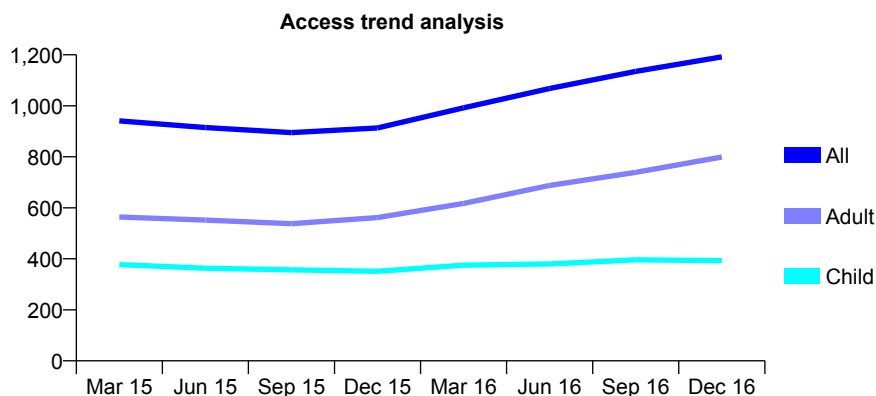
Q60 - Vital Signs At a Glance Contract Report for 353736/0001 - December 2016

Name or company name	MRS S SINGH
Contract type name	GDS Contract
Purpose of contract	General
Contract start date	05/05/2009
Contract end date	

16/17 Contracted general activity (UDA)	3,544
Carry forward general activity (UDA)	0
16/17 Contracted orthodontic activity (UOA)	0
Carry forward orthodontic activity (UOA)	0
Baseline contract value	£80,765.31

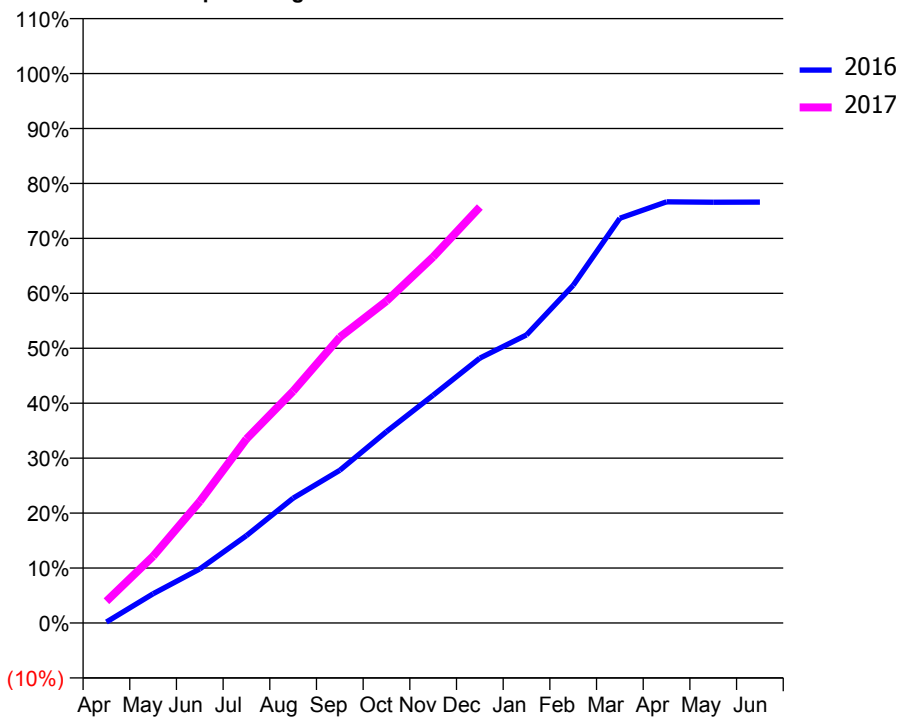
ACCESS*

Patients seen in 24 months	Total	Change since previous quarter
Quarter ending December 2015	913	
Quarter ending March 2016	992	↑
Quarter ending June 2016	1,068	↑
Quarter ending September 2016	1,135	↑
Quarter ending December 2016	1,192	↑
Variance since December 2015	30.6%	↑



ACTIVITY

Cumulative percentage of contracted UDA delivered 2016 & 2017



Adjusted Scheduled Activity (UDA)

Month	2016	2017
April	6	141
May	189	431
June	349	784
July	564	1,187
August	806	1,495
September	985	1,843
October	1,235	2,076
November	1,469	2,361
December	1,709	2,683
January	1,858	
February	2,178	
March	2,610	
April	2,716	
May	2,714	
June	2,715	

QUALITY

	Quantity	Base Number	Contract	AT	Region	England
% of FP17s for the same patient ID Re-attending within 3 months - Children	69	599	11.5%	10.5%	12.1%	12.4%
% of FP17s for the same patient ID Re-attending within 3 months - Adults	146	1,023	14.3%	14.2%	15.9%	16.6%
% of FP17s for the same patient ID Re-attending between 3 & 9 months - Children	408	599	68.1%	59.2%	58.6%	57.5%
% of FP17s for the same patient ID Re-attending between 3 & 9 months - Adults	541	1,023	52.9%	54.1%	51.5%	50.4%
% of FP17s for Band 1 Urgent Courses	44	1,555	2.8%	7.2%	8.0%	9.1%
% of FP17s Relating to Free Repair or Replacements	20	1,555	1.3%	0.9%	0.8%	0.8%
% of FP17s Relating to Continuations	9	1,555	0.6%	1.4%	1.2%	1.3%
% of Patients satisfied with the dentistry they have received	4	4	N/A	93.3%	92.8%	92.7%
% of Patients satisfied with the time they had to wait for an appointment	3	4	N/A	89.9%	89.2%	88.8%

* This is based on patients treated on this contract for their most recent course of treatment. Figures in italics indicate the base number of FP17s or Patient Questionnaire responses are less than 100. N/A is shown where the base number of responses is less than 10 during the period. % is calculated as Quantity/Base number*100

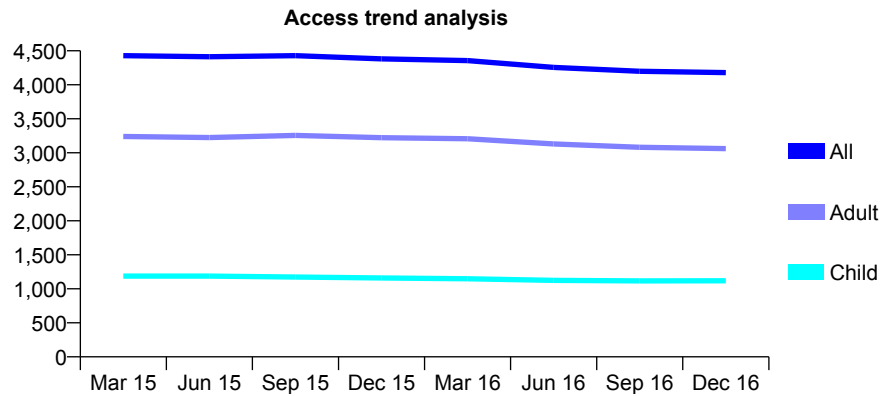
Q60 - Vital Signs At a Glance Contract Report for 359920/0002 - December 2016

Name or company name	MR TJ RATLABYANE
Contract type name	GDS Contract
Purpose of contract	General
Contract start date	01/12/2006
Contract end date	

16/17 Contracted general activity (UDA)	15,516
Carry forward general activity (UDA)	0
16/17 Contracted orthodontic activity (UOA)	0
Carry forward orthodontic activity (UOA)	0
Baseline contract value	£394,195.72

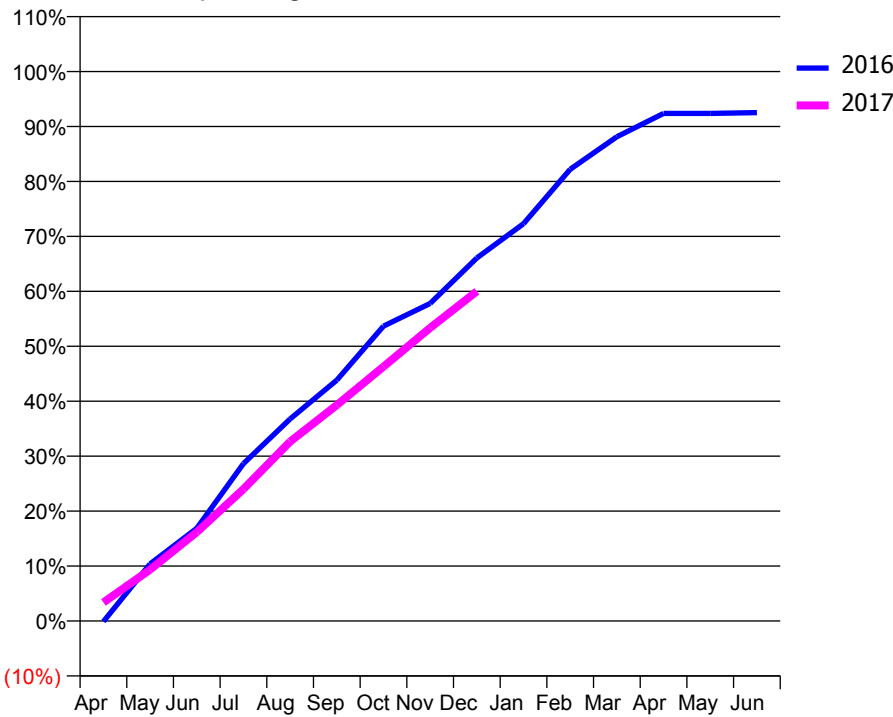
ACCESS*

Patients seen in 24 months	Total	Change since previous quarter
Quarter ending December 2015	4,382	
Quarter ending March 2016	4,355	→
Quarter ending June 2016	4,255	↓
Quarter ending September 2016	4,199	↓
Quarter ending December 2016	4,179	→
Variance since December 2015	(4.6%)	↓



ACTIVITY

Cumulative percentage of contracted UDA delivered 2016 & 2017



Month	Adjusted Scheduled Activity (UDA)	
	2016	2017
April	-16	524
May	1,613	1,451
June	2,618	2,508
July	4,444	3,725
August	5,706	5,066
September	6,802	6,096
October	8,327	7,181
November	8,966	8,276
December	10,249	9,311
January	11,218	
February	12,754	
March	13,675	
April	14,333	
May	14,333	
June	14,357	

QUALITY

	Quantity	Base Number	Contract	AT	Region	England
% of FP17s for the same patient ID Re-attending within 3 months - Children	91	1,042	8.7%	10.5%	12.1%	12.4%
% of FP17s for the same patient ID Re-attending within 3 months - Adults	464	2,948	15.7%	14.2%	15.9%	16.6%
% of FP17s for the same patient ID Re-attending between 3 & 9 months - Children	549	1,042	52.7%	59.2%	58.6%	57.5%
% of FP17s for the same patient ID Re-attending between 3 & 9 months - Adults	1,582	2,948	53.7%	54.1%	51.5%	50.4%
% of FP17s for Band 1 Urgent Courses	258	3,688	7.0%	7.2%	8.0%	9.1%
% of FP17s Relating to Free Repair or Replacements	48	3,688	1.3%	0.9%	0.8%	0.8%
% of FP17s Relating to Continuations	37	3,688	1.0%	1.4%	1.2%	1.3%
% of Patients satisfied with the dentistry they have received	7	8	N/A	93.3%	92.8%	92.7%
% of Patients satisfied with the time they had to wait for an appointment	6	8	N/A	89.9%	89.2%	88.8%

* This is based on patients treated on this contract for their most recent course of treatment. Figures in italics indicate the base number of FP17s or Patient Questionnaire responses are less than 100. N/A is shown where the base number of responses is less than 10 during the period. % is calculated as Quantity/Base number*100

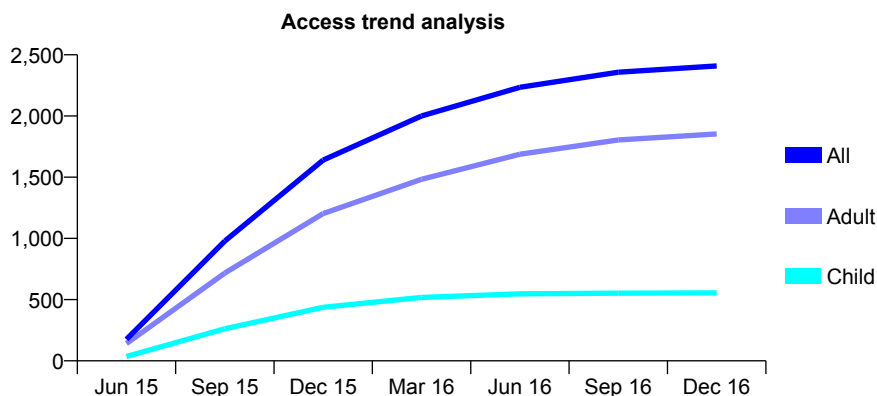
Q60 - Vital Signs At a Glance Contract Report for 361747/0001 - December 2016

Name or company name	MRS NK SUNNER
Contract type name	GDS Contract
Purpose of contract	General and Orthodontic
Contract start date	01/06/2015
Contract end date	

16/17 Contracted general activity (UDA)	6,987
Carry forward general activity (UDA)	84
16/17 Contracted orthodontic activity (UOA)	214
Carry forward orthodontic activity (UOA)	0
Baseline contract value	£184,397.34

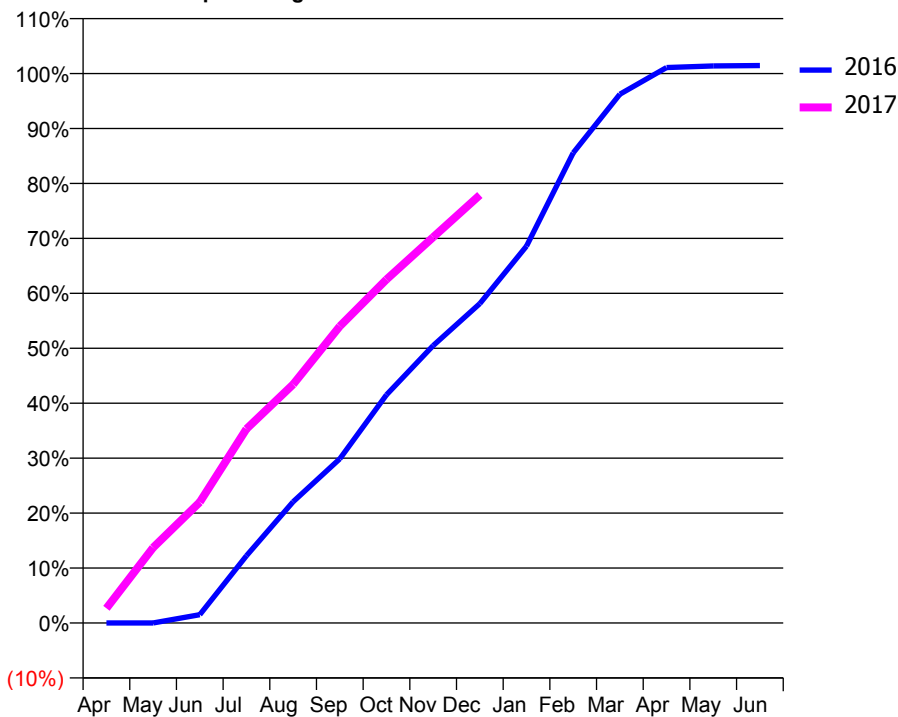
ACCESS*

Patients seen in 24 months	Total	Change since previous quarter
Quarter ending December 2015	1,640	
Quarter ending March 2016	2,001	↑
Quarter ending June 2016	2,235	↑
Quarter ending September 2016	2,358	↑
Quarter ending December 2016	2,409	↑
Variance since December 2015	46.9%	↑



ACTIVITY

Cumulative percentage of contracted UDA delivered 2016 & 2017



Adjusted Scheduled Activity (UDA)

Month	2016	2017
April	0	187
May	0	959
June	89	1,537
July	712	2,467
August	1,286	3,035
September	1,740	3,774
October	2,418	4,368
November	2,940	4,906
December	3,385	5,441
January	3,994	
February	4,982	
March	5,604	
April	5,886	
May	5,902	
June	5,907	

QUALITY

	Quantity	Base Number	Contract	AT	Region	England
% of FP17s for the same patient ID Re-attending within 3 months - Children	65	727	8.9%	10.5%	12.1%	12.4%
% of FP17s for the same patient ID Re-attending within 3 months - Adults	387	2,264	17.1%	14.2%	15.9%	16.6%
% of FP17s for the same patient ID Re-attending between 3 & 9 months - Children	494	727	68.0%	59.2%	58.6%	57.5%
% of FP17s for the same patient ID Re-attending between 3 & 9 months - Adults	1,244	2,264	54.9%	54.1%	51.5%	50.4%
% of FP17s for Band 1 Urgent Courses	265	2,799	9.5%	7.2%	8.0%	9.1%
% of FP17s Relating to Free Repair or Replacements	36	2,799	1.3%	0.9%	0.8%	0.8%
% of FP17s Relating to Continuations	15	2,799	0.5%	1.4%	1.2%	1.3%
% of Patients satisfied with the dentistry they have received	6	6	N/A	93.3%	92.8%	92.7%
% of Patients satisfied with the time they had to wait for an appointment	6	6	N/A	89.9%	89.2%	88.8%

* This is based on patients treated on this contract for their most recent course of treatment. Figures in italics indicate the base number of FP17s or Patient Questionnaire responses are less than 100. N/A is shown where the base number of responses is less than 10 during the period. % is calculated as Quantity/Base number*100

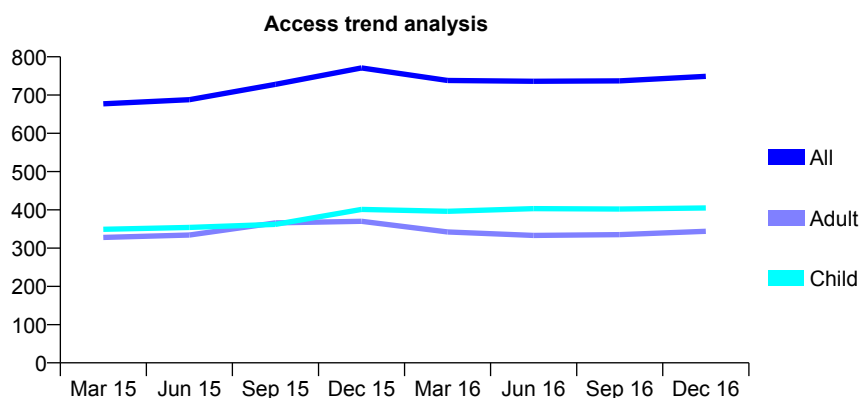
Q60 - Vital Signs At a Glance Contract Report for 532312/0001 - December 2016

Name or company name	MR GG WU
Contract type name	GDS Contract
Purpose of contract	General
Contract start date	01/08/2013
Contract end date	

16/17 Contracted general activity (UDA)	2,326
Carry forward general activity (UDA)	0
16/17 Contracted orthodontic activity (UOA)	0
Carry forward orthodontic activity (UOA)	0
Baseline contract value	£52,096.90

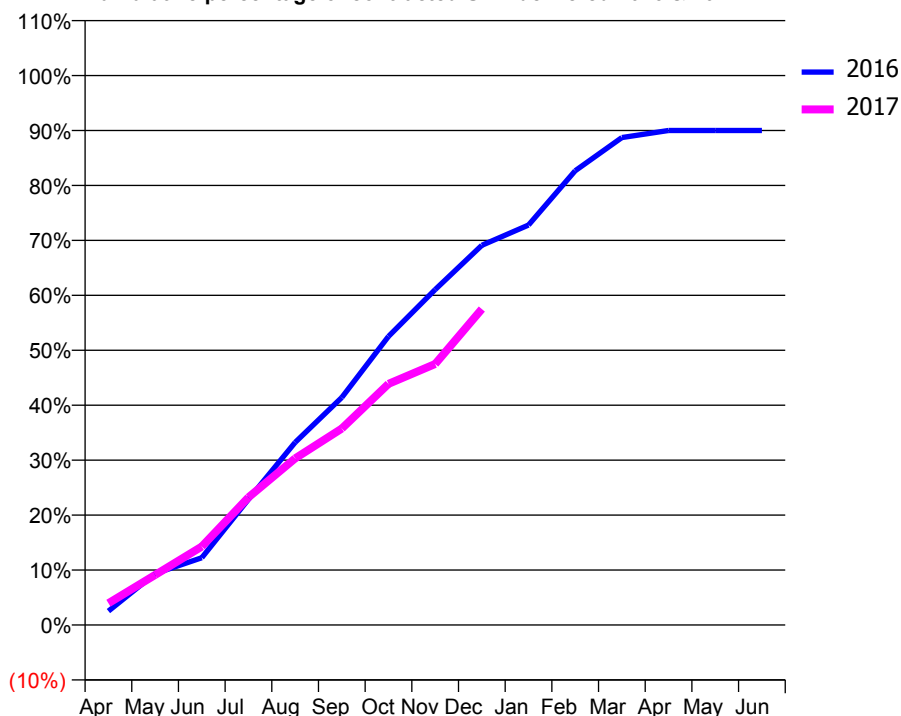
ACCESS*

Patients seen in 24 months	Total	Change since previous quarter
Quarter ending December 2015	771	
Quarter ending March 2016	738	↓
Quarter ending June 2016	736	→
Quarter ending September 2016	737	→
Quarter ending December 2016	749	→
Variance since December 2015	(2.9%)	↓



ACTIVITY

Cumulative percentage of contracted UDA delivered 2016 & 2017



Month	Adjusted Scheduled Activity (UDA)	
	2016	2017
April	59	92
May	218	212
June	285	332
July	532	540
August	773	705
September	963	832
October	1,222	1,021
November	1,420	1,105
December	1,607	1,337
January	1,693	
February	1,923	
March	2,063	
April	2,093	
May	2,093	
June	2,093	

QUALITY

	Quantity	Base Number	Contract	AT	Region	England
% of FP17s for the same patient ID Re-attending within 3 months - Children	20	439	4.6%	10.5%	12.1%	12.4%
% of FP17s for the same patient ID Re-attending within 3 months - Adults	33	362	9.1%	14.2%	15.9%	16.6%
% of FP17s for the same patient ID Re-attending between 3 & 9 months - Children	306	439	69.7%	59.2%	58.6%	57.5%
% of FP17s for the same patient ID Re-attending between 3 & 9 months - Adults	244	362	67.4%	54.1%	51.5%	50.4%
% of FP17s for Band 1 Urgent Courses	32	785	4.1%	7.2%	8.0%	9.1%
% of FP17s Relating to Free Repair or Replacements	1	785	0.1%	0.9%	0.8%	0.8%
% of FP17s Relating to Continuations	3	785	0.4%	1.4%	1.2%	1.3%
% of Patients satisfied with the dentistry they have received	1	1	N/A	93.3%	92.8%	92.7%
% of Patients satisfied with the time they had to wait for an appointment	1	1	N/A	89.9%	89.2%	88.8%

* This is based on patients treated on this contract for their most recent course of treatment. Figures in italics indicate the base number of FP17s or Patient Questionnaire responses are less than 100. N/A is shown where the base number of responses is less than 10 during the period. % is calculated as Quantity/Base number*100

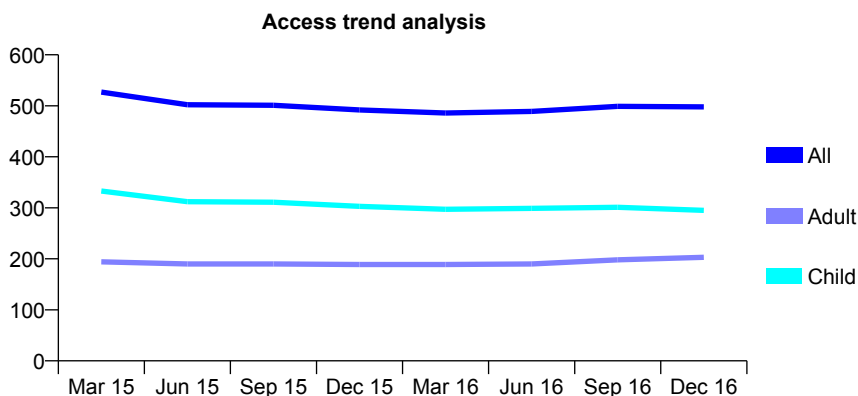
Q60 - Vital Signs At a Glance Contract Report for 566888/0003 - December 2016

Name or company name	MR RE LIVER
Contract type name	GDS Contract
Purpose of contract	General and Orthodontic
Contract start date	21/09/2009
Contract end date	

16/17 Contracted general activity (UDA)	1,233
Carry forward general activity (UDA)	-7
16/17 Contracted orthodontic activity (UOA)	233
Carry forward orthodontic activity (UOA)	0
Baseline contract value	£47,862.56

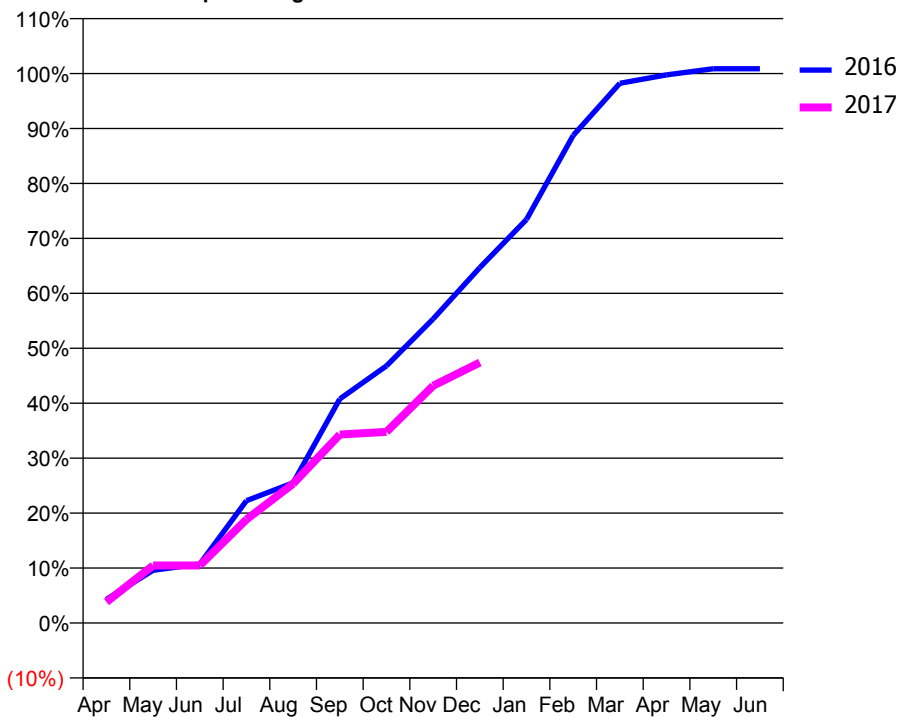
ACCESS*

Patients seen in 24 months	Total	Change since previous quarter
Quarter ending December 2015	492	
Quarter ending March 2016	486	↓
Quarter ending June 2016	489	→
Quarter ending September 2016	499	↑
Quarter ending December 2016	498	→
Variance since December 2015	1.2%	→



ACTIVITY

Cumulative percentage of contracted UDA delivered 2016 & 2017



Month	Adjusted Scheduled Activity (UDA)	
	2016	2017
April	34	47
May	77	129
June	86	129
July	178	232
August	204	313
September	326	423
October	374	429
November	443	532
December	517	584
January	588	
February	710	
March	786	
April	798	
May	807	
June	807	

QUALITY

	Quantity	Base Number	Contract	AT	Region	England
% of FP17s for the same patient ID Re-attending within 3 months - Children	15	340	4.4%	10.5%	12.1%	12.4%
% of FP17s for the same patient ID Re-attending within 3 months - Adults	5	115	4.3%	14.2%	15.9%	16.6%
% of FP17s for the same patient ID Re-attending between 3 & 9 months - Children	156	340	45.9%	59.2%	58.6%	57.5%
% of FP17s for the same patient ID Re-attending between 3 & 9 months - Adults	21	115	18.3%	54.1%	51.5%	50.4%
% of FP17s for Band 1 Urgent Courses	7	415	1.7%	7.2%	8.0%	9.1%
% of FP17s Relating to Free Repair or Replacements	0	415	0.0%	0.9%	0.8%	0.8%
% of FP17s Relating to Continuations	0	415	0.0%	1.4%	1.2%	1.3%
% of Patients satisfied with the dentistry they have received	1	2	N/A	93.3%	92.8%	92.7%
% of Patients satisfied with the time they had to wait for an appointment	1	2	N/A	89.9%	89.2%	88.8%

* This is based on patients treated on this contract for their most recent course of treatment. Figures in italics indicate the base number of FP17s or Patient Questionnaire responses are less than 100. N/A is shown where the base number of responses is less than 10 during the period. % is calculated as Quantity/Base number*100

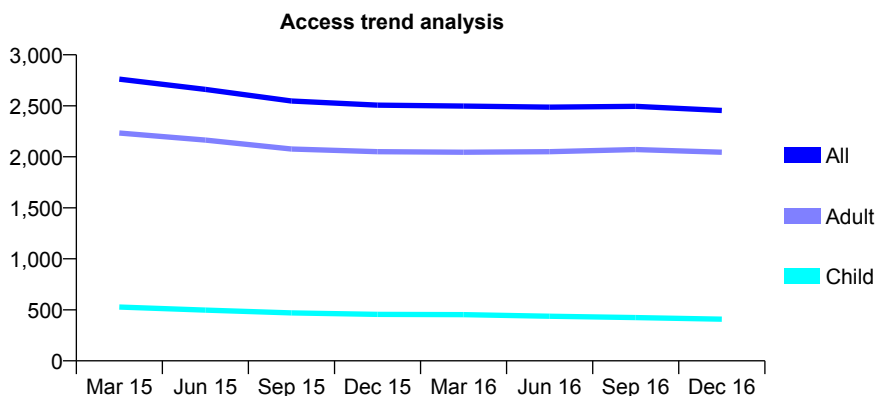
Q60 - Vital Signs At a Glance Contract Report for 567477/0001 - December 2016

Name or company name	Z Raza Dental Surgeon
Contract type name	GDS Contract
Purpose of contract	General
Contract start date	01/04/2006
Contract end date	

16/17 Contracted general activity (UDA)	8,500
Carry forward general activity (UDA)	0
16/17 Contracted orthodontic activity (UOA)	0
Carry forward orthodontic activity (UOA)	0
Baseline contract value	£185,418.51

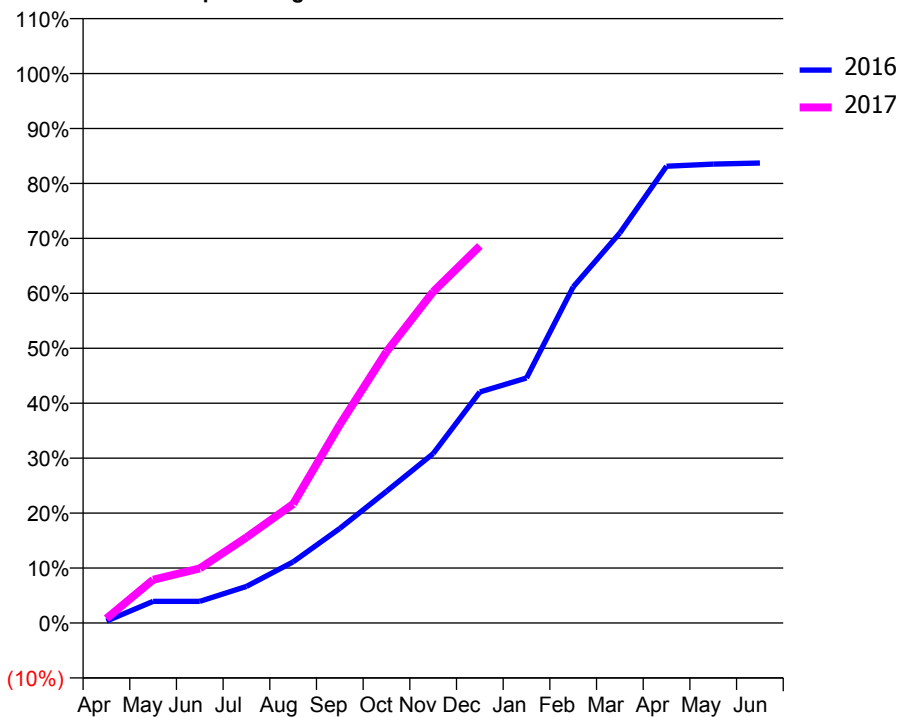
ACCESS*

Patients seen in 24 months	Total	Change since previous quarter
Quarter ending December 2015	2,506	
Quarter ending March 2016	2,498	→
Quarter ending June 2016	2,487	→
Quarter ending September 2016	2,495	→
Quarter ending December 2016	2,454	↓
Variance since December 2015	(2.1%)	↓



ACTIVITY

Cumulative percentage of contracted UDA delivered 2016 & 2017



Month	Adjusted Scheduled Activity (UDA)	
	2016	2017
April	25	68
May	275	669
June	276	845
July	466	1,325
August	780	1,840
September	1,206	3,068
October	1,678	4,197
November	2,159	5,125
December	2,943	5,832
January	3,122	
February	4,282	
March	4,969	
April	5,819	
May	5,846	
June	5,860	

QUALITY

	Quantity	Base Number	Contract	AT	Region	England
% of FP17s for the same patient ID Re-attending within 3 months - Children	24	358	6.7%	10.5%	12.1%	12.4%
% of FP17s for the same patient ID Re-attending within 3 months - Adults	426	1,953	21.8%	14.2%	15.9%	16.6%
% of FP17s for the same patient ID Re-attending between 3 & 9 months - Children	133	358	37.2%	59.2%	58.6%	57.5%
% of FP17s for the same patient ID Re-attending between 3 & 9 months - Adults	704	1,953	36.0%	54.1%	51.5%	50.4%
% of FP17s for Band 1 Urgent Courses	189	1,960	9.6%	7.2%	8.0%	9.1%
% of FP17s Relating to Free Repair or Replacements	40	1,960	2.0%	0.9%	0.8%	0.8%
% of FP17s Relating to Continuations	23	1,960	1.2%	1.4%	1.2%	1.3%
% of Patients satisfied with the dentistry they have received	2	2	N/A	93.3%	92.8%	92.7%
% of Patients satisfied with the time they had to wait for an appointment	2	2	N/A	89.9%	89.2%	88.8%

* This is based on patients treated on this contract for their most recent course of treatment. Figures in italics indicate the base number of FP17s or Patient Questionnaire responses are less than 100. N/A is shown where the base number of responses is less than 10 during the period. % is calculated as Quantity/Base number*100

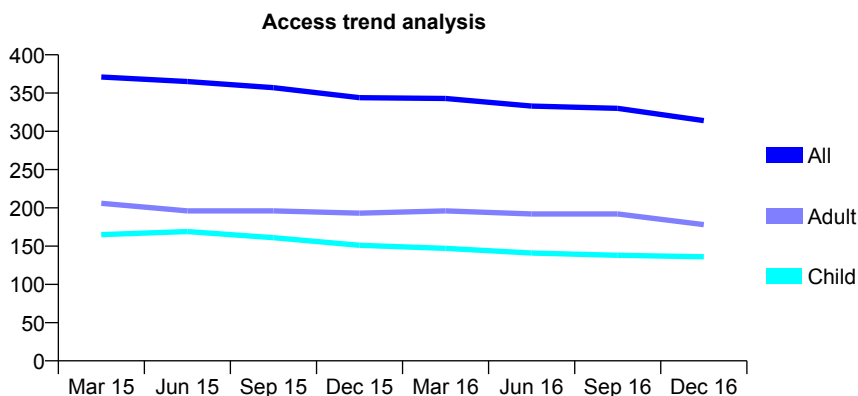
Q60 - Vital Signs At a Glance Contract Report for 571504/0001 - December 2016

Name or company name	MR IG HUTCHINGS
Contract type name	GDS Contract
Purpose of contract	General
Contract start date	01/04/2006
Contract end date	

16/17 Contracted general activity (UDA)	600
Carry forward general activity (UDA)	0
16/17 Contracted orthodontic activity (UOA)	0
Carry forward orthodontic activity (UOA)	0
Baseline contract value	£12,561.02

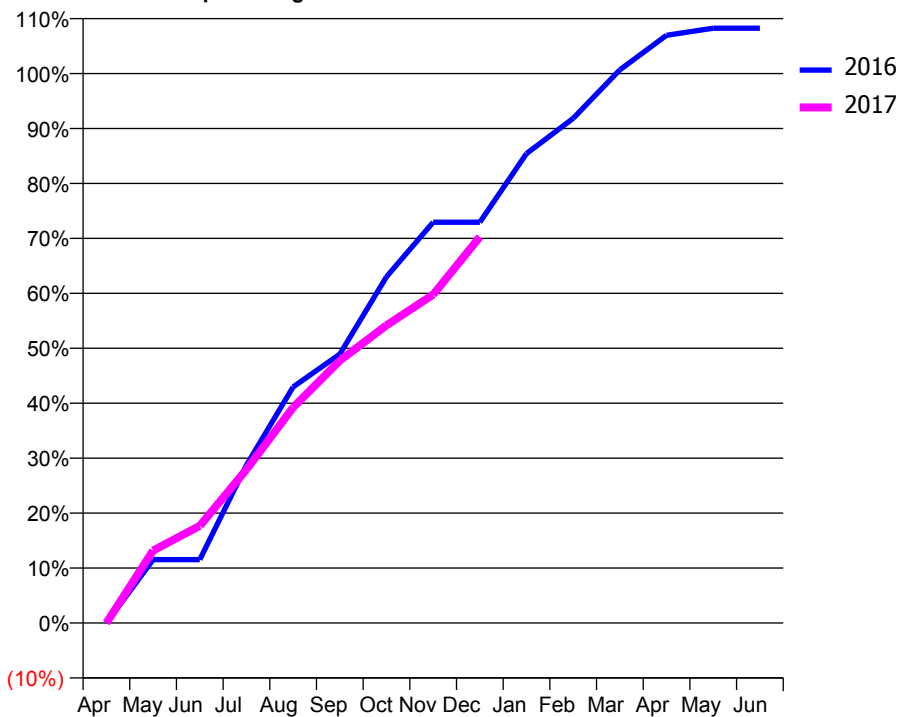
ACCESS*

Patients seen in 24 months	Total	Change since previous quarter
Quarter ending December 2015	344	
Quarter ending March 2016	343	→
Quarter ending June 2016	333	↓
Quarter ending September 2016	330	→
Quarter ending December 2016	314	↓
Variance since December 2015	(8.7%)	↓



ACTIVITY

Cumulative percentage of contracted UDA delivered 2016 & 2017



Month	Adjusted Scheduled Activity (UDA)	
	2016	2017
April	0	0
May	69	79
June	69	106
July	172	168
August	258	235
September	294	286
October	378	325
November	438	359
December	438	422
January	513	
February	551	
March	604	
April	642	
May	649	
June	649	

QUALITY

	Quantity	Base Number	Contract	AT	Region	England
% of FP17s for the same patient ID Re-attending within 3 months - Children	7	138	5.1%	10.5%	12.1%	12.4%
% of FP17s for the same patient ID Re-attending within 3 months - Adults	21	155	13.5%	14.2%	15.9%	16.6%
% of FP17s for the same patient ID Re-attending between 3 & 9 months - Children	84	138	60.9%	59.2%	58.6%	57.5%
% of FP17s for the same patient ID Re-attending between 3 & 9 months - Adults	79	155	51.0%	54.1%	51.5%	50.4%
% of FP17s for Band 1 Urgent Courses	38	267	14.2%	7.2%	8.0%	9.1%
% of FP17s Relating to Free Repair or Replacements	0	267	0.0%	0.9%	0.8%	0.8%
% of FP17s Relating to Continuations	0	267	0.0%	1.4%	1.2%	1.3%
% of Patients satisfied with the dentistry they have received	2	2	N/A	93.3%	92.8%	92.7%
% of Patients satisfied with the time they had to wait for an appointment	2	2	N/A	89.9%	89.2%	88.8%

* This is based on patients treated on this contract for their most recent course of treatment. Figures in italics indicate the base number of FP17s or Patient Questionnaire responses are less than 100. N/A is shown where the base number of responses is less than 10 during the period. % is calculated as Quantity/Base number*100

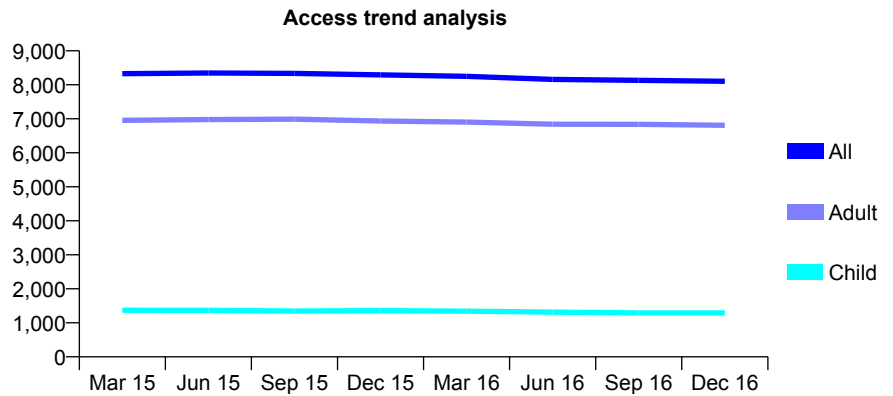
Q60 - Vital Signs At a Glance Contract Report for 572187/0002 - December 2016

Name or company name	MR PJ PHILLIPS
Contract type name	GDS Contract
Purpose of contract	General
Contract start date	01/05/2013
Contract end date	

16/17 Contracted general activity (UDA)	25,619
Carry forward general activity (UDA)	650
16/17 Contracted orthodontic activity (UOA)	0
Carry forward orthodontic activity (UOA)	0
Baseline contract value	£613,443.80

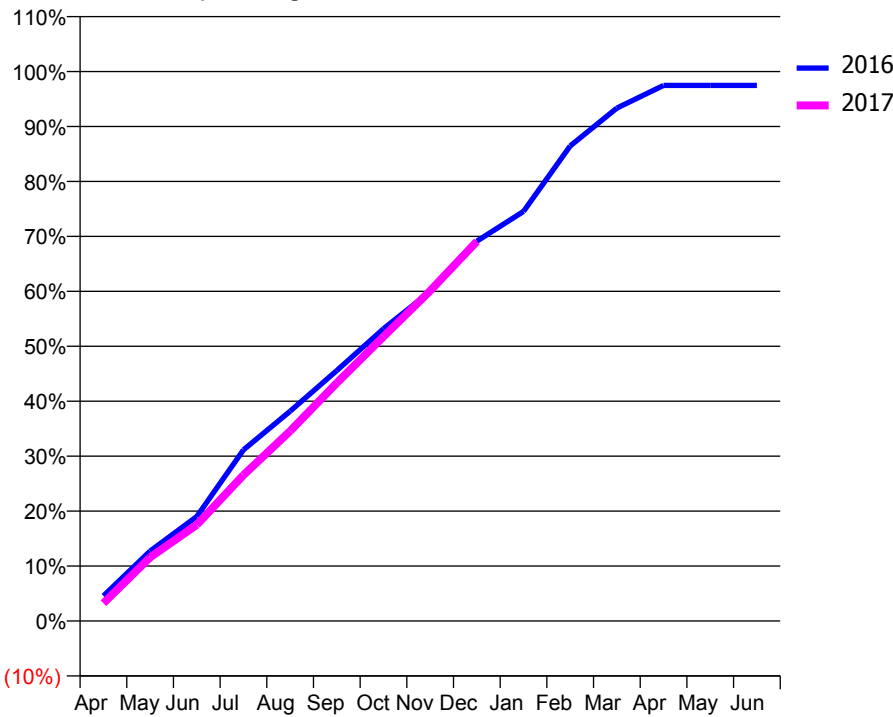
ACCESS*

Patients seen in 24 months	Total	Change since previous quarter
Quarter ending December 2015	8,294	
Quarter ending March 2016	8,248	→
Quarter ending June 2016	8,157	↓
Quarter ending September 2016	8,132	→
Quarter ending December 2016	8,103	→
Variance since December 2015	(2.3%)	↓



ACTIVITY

Cumulative percentage of contracted UDA delivered 2016 & 2017



Month	Adjusted Scheduled Activity (UDA)	
	2016	2017
April	1,174	832
May	3,263	2,970
June	4,868	4,483
July	7,980	6,807
August	9,783	8,857
September	11,677	11,100
October	13,626	13,257
November	15,356	15,396
December	17,712	17,697
January	19,094	
February	22,150	
March	23,916	
April	24,972	
May	24,972	
June	24,969	

QUALITY

	Quantity	Base Number	Contract	AT	Region	England
% of FP17s for the same patient ID Re-attending within 3 months - Children	390	2,508	15.6%	10.5%	12.1%	12.4%
% of FP17s for the same patient ID Re-attending within 3 months - Adults	1,544	9,579	16.1%	14.2%	15.9%	16.6%
% of FP17s for the same patient ID Re-attending between 3 & 9 months - Children	1,880	2,508	75.0%	59.2%	58.6%	57.5%
% of FP17s for the same patient ID Re-attending between 3 & 9 months - Adults	6,585	9,579	68.7%	54.1%	51.5%	50.4%
% of FP17s for Band 1 Urgent Courses	744	11,450	6.5%	7.2%	8.0%	9.1%
% of FP17s Relating to Free Repair or Replacements	127	11,450	1.1%	0.9%	0.8%	0.8%
% of FP17s Relating to Continuations	234	11,450	2.0%	1.4%	1.2%	1.3%
% of Patients satisfied with the dentistry they have received	24	26	92.3%	93.3%	92.8%	92.7%
% of Patients satisfied with the time they had to wait for an appointment	23	26	88.5%	89.9%	89.2%	88.8%

* This is based on patients treated on this contract for their most recent course of treatment. Figures in italics indicate the base number of FP17s or Patient Questionnaire responses are less than 100. N/A is shown where the base number of responses is less than 10 during the period. % is calculated as Quantity/Base number*100

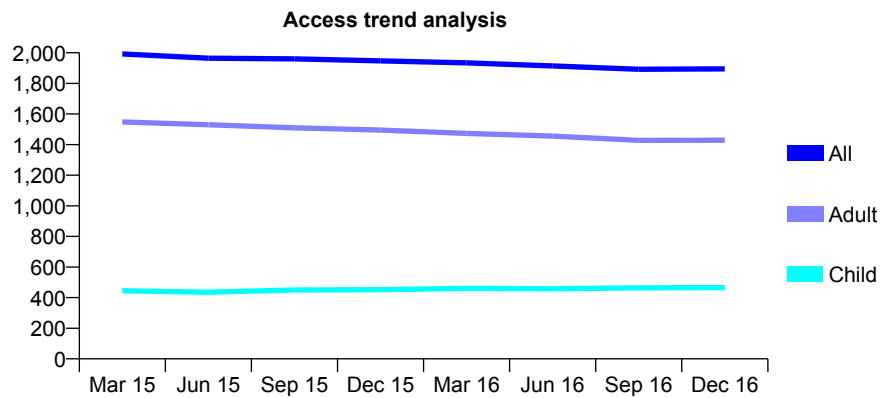
Q60 - Vital Signs At a Glance Contract Report for 574880/0001 - December 2016

Name or company name	MR MB WARAICH
Contract type name	GDS Contract
Purpose of contract	General and Orthodontic
Contract start date	01/04/2006
Contract end date	

16/17 Contracted general activity (UDA)	6,462
Carry forward general activity (UDA)	0
16/17 Contracted orthodontic activity (UOA)	1,462
Carry forward orthodontic activity (UOA)	0
Baseline contract value	£208,991.02

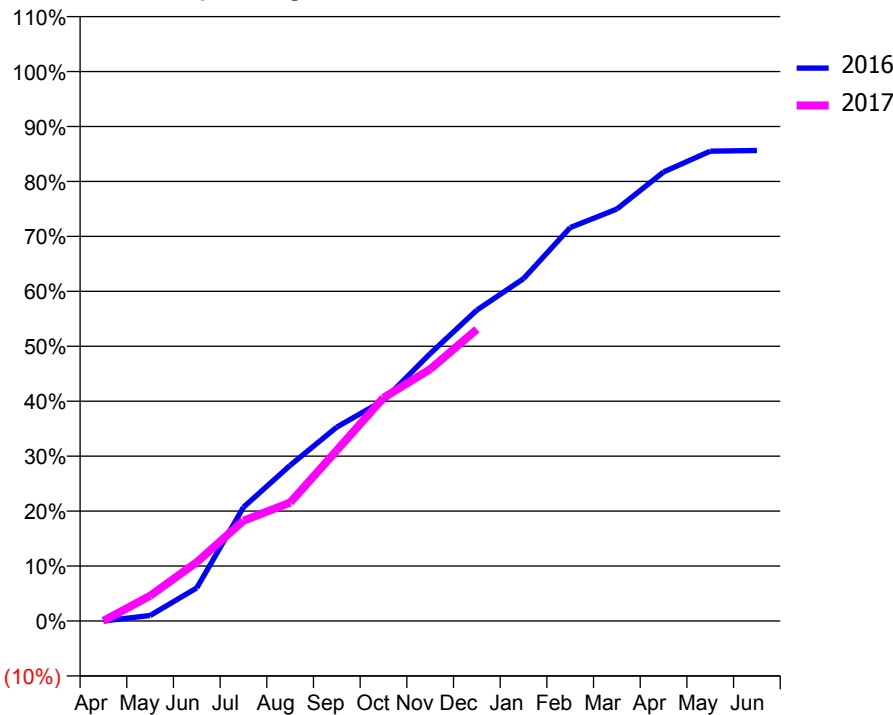
ACCESS*

Patients seen in 24 months	Total	Change since previous quarter
Quarter ending December 2015	1,947	
Quarter ending March 2016	1,934	→
Quarter ending June 2016	1,914	↓
Quarter ending September 2016	1,892	↓
Quarter ending December 2016	1,895	→
Variance since December 2015	(2.7%)	↓



ACTIVITY

Cumulative percentage of contracted UDA delivered 2016 & 2017



Month	Adjusted Scheduled Activity (UDA)	
	2016	2017
April	0	3
May	66	298
June	390	692
July	1,338	1,180
August	1,831	1,394
September	2,281	2,008
October	2,595	2,626
November	3,145	2,961
December	3,657	3,430
January	4,026	
February	4,626	
March	4,845	
April	5,280	
May	5,525	
June	5,533	

QUALITY

	Quantity	Base Number	Contract	AT	Region	England
% of FP17s for the same patient ID Re-attending within 3 months - Children	20	603	3.3%	10.5%	12.1%	12.4%
% of FP17s for the same patient ID Re-attending within 3 months - Adults	224	1,614	13.9%	14.2%	15.9%	16.6%
% of FP17s for the same patient ID Re-attending between 3 & 9 months - Children	284	603	47.1%	59.2%	58.6%	57.5%
% of FP17s for the same patient ID Re-attending between 3 & 9 months - Adults	1,013	1,614	62.8%	54.1%	51.5%	50.4%
% of FP17s for Band 1 Urgent Courses	76	1,723	4.4%	7.2%	8.0%	9.1%
% of FP17s Relating to Free Repair or Replacements	3	1,723	0.2%	0.9%	0.8%	0.8%
% of FP17s Relating to Continuations	6	1,723	0.3%	1.4%	1.2%	1.3%
% of Patients satisfied with the dentistry they have received	16	16	100.0%	93.3%	92.8%	92.7%
% of Patients satisfied with the time they had to wait for an appointment	16	16	100.0%	89.9%	89.2%	88.8%

* This is based on patients treated on this contract for their most recent course of treatment. Figures in italics indicate the base number of FP17s or Patient Questionnaire responses are less than 100. N/A is shown where the base number of responses is less than 10 during the period. % is calculated as Quantity/Base number*100

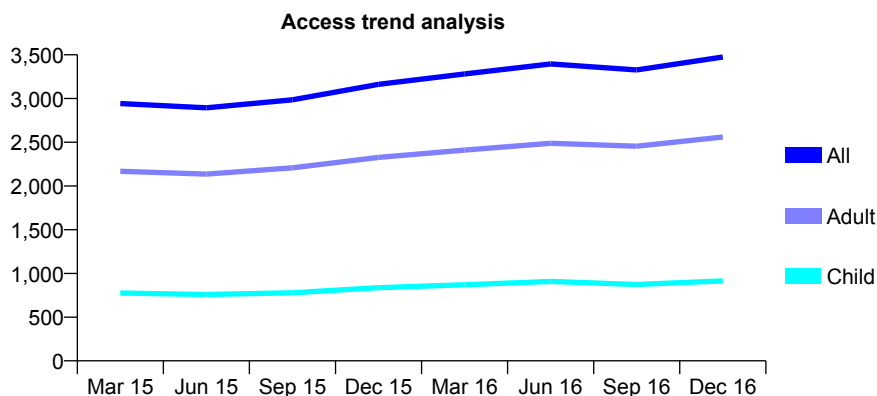
Q60 - Vital Signs At a Glance Contract Report for 575917/0001 - December 2016

Name or company name	No Worries Dentistry
Contract type name	GDS Contract
Purpose of contract	General
Contract start date	01/04/2006
Contract end date	

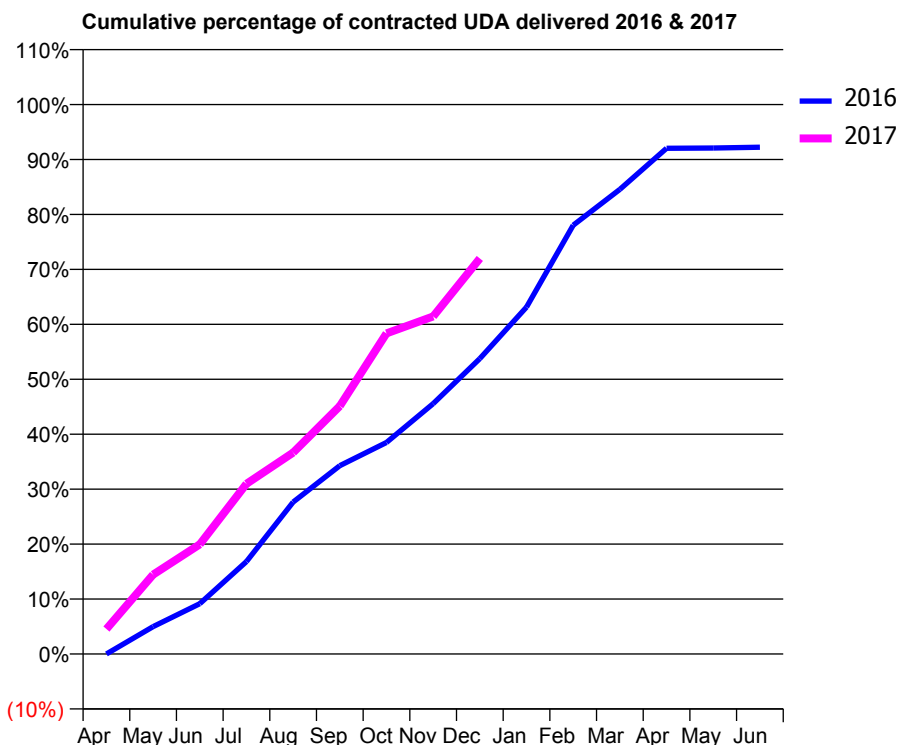
16/17 Contracted general activity (UDA)	11,628
Carry forward general activity (UDA)	0
16/17 Contracted orthodontic activity (UOA)	0
Carry forward orthodontic activity (UOA)	0
Baseline contract value	£427,539.81

ACCESS*

Patients seen in 24 months	Total	Change since previous quarter
Quarter ending December 2015	3,162	
Quarter ending March 2016	3,281	↑
Quarter ending June 2016	3,396	↑
Quarter ending September 2016	3,327	↓
Quarter ending December 2016	3,475	↑
Variance since December 2015	9.9%	↑



ACTIVITY



Month	Adjusted Scheduled Activity (UDA)	
	2016	2017
April	0	528
May	580	1,681
June	1,065	2,321
July	1,957	3,602
August	3,217	4,261
September	3,987	5,246
October	4,477	6,785
November	5,297	7,142
December	6,253	8,370
January	7,340	
February	9,073	
March	9,831	
April	10,703	
May	10,708	
June	10,724	

QUALITY

	Quantity	Base Number	Contract	AT	Region	England
% of FP17s for the same patient ID Re-attending within 3 months - Children	88	1,018	8.6%	10.5%	12.1%	12.4%
% of FP17s for the same patient ID Re-attending within 3 months - Adults	544	2,958	18.4%	14.2%	15.9%	16.6%
% of FP17s for the same patient ID Re-attending between 3 & 9 months - Children	516	1,018	50.7%	59.2%	58.6%	57.5%
% of FP17s for the same patient ID Re-attending between 3 & 9 months - Adults	1,482	2,958	50.1%	54.1%	51.5%	50.4%
% of FP17s for Band 1 Urgent Courses	182	3,552	5.1%	7.2%	8.0%	9.1%
% of FP17s Relating to Free Repair or Replacements	109	3,552	3.1%	0.9%	0.8%	0.8%
% of FP17s Relating to Continuations	33	3,552	0.9%	1.4%	1.2%	1.3%
% of Patients satisfied with the dentistry they have received	3	4	N/A	93.3%	92.8%	92.7%
% of Patients satisfied with the time they had to wait for an appointment	3	4	N/A	89.9%	89.2%	88.8%

* This is based on patients treated on this contract for their most recent course of treatment. Figures in italics indicate the base number of FP17s or Patient Questionnaire responses are less than 100. N/A is shown where the base number of responses is less than 10 during the period. % is calculated as Quantity/Base number*100

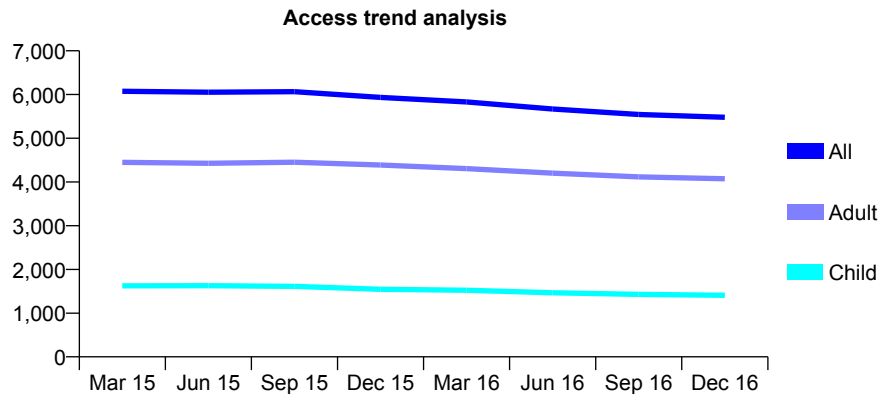
Q60 - Vital Signs At a Glance Contract Report for 577391/0001 - December 2016

Name or company name	MR KW MYERS
Contract type name	GDS Contract
Purpose of contract	General
Contract start date	01/04/2006
Contract end date	

16/17 Contracted general activity (UDA)	14,335
Carry forward general activity (UDA)	-25
16/17 Contracted orthodontic activity (UOA)	0
Carry forward orthodontic activity (UOA)	0
Baseline contract value	£397,663.28

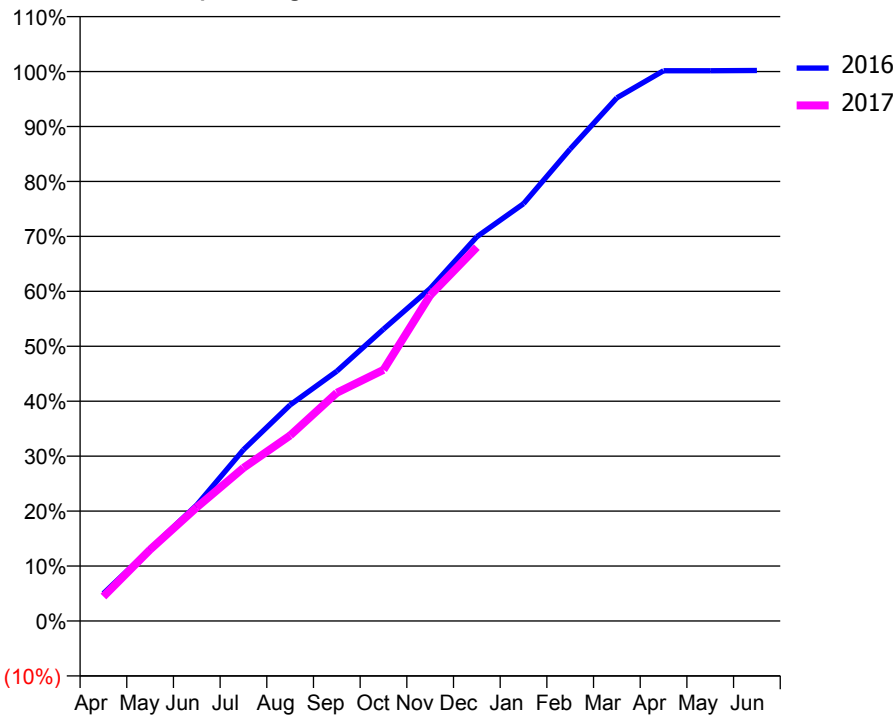
ACCESS*

Patients seen in 24 months	Total	Change since previous quarter
Quarter ending December 2015	5,934	
Quarter ending March 2016	5,829	↓
Quarter ending June 2016	5,668	↓
Quarter ending September 2016	5,545	↓
Quarter ending December 2016	5,481	↓
Variance since December 2015	(7.6%)	↓



ACTIVITY

Cumulative percentage of contracted UDA delivered 2016 & 2017



Month	Adjusted Scheduled Activity (UDA)	
	2016	2017
April	718	639
May	1,880	1,862
June	3,027	2,965
July	4,468	3,994
August	5,637	4,842
September	6,516	5,954
October	7,611	6,552
November	8,675	8,496
December	10,025	9,754
January	10,888	
February	12,312	
March	13,648	
April	14,353	
May	14,356	
June	14,360	

QUALITY

	Quantity	Base Number	Contract	AT	Region	England
% of FP17s for the same patient ID Re-attending within 3 months - Children	164	2,027	8.1%	10.5%	12.1%	12.4%
% of FP17s for the same patient ID Re-attending within 3 months - Adults	782	4,429	17.7%	14.2%	15.9%	16.6%
% of FP17s for the same patient ID Re-attending between 3 & 9 months - Children	1,556	2,027	76.8%	59.2%	58.6%	57.5%
% of FP17s for the same patient ID Re-attending between 3 & 9 months - Adults	1,479	4,429	33.4%	54.1%	51.5%	50.4%
% of FP17s for Band 1 Urgent Courses	399	6,057	6.6%	7.2%	8.0%	9.1%
% of FP17s Relating to Free Repair or Replacements	1	6,057	0.0%	0.9%	0.8%	0.8%
% of FP17s Relating to Continuations	182	6,057	3.0%	1.4%	1.2%	1.3%
% of Patients satisfied with the dentistry they have received	17	18	94.4%	93.3%	92.8%	92.7%
% of Patients satisfied with the time they had to wait for an appointment	16	18	88.9%	89.9%	89.2%	88.8%

* This is based on patients treated on this contract for their most recent course of treatment. Figures in italics indicate the base number of FP17s or Patient Questionnaire responses are less than 100. N/A is shown where the base number of responses is less than 10 during the period. % is calculated as Quantity/Base number*100

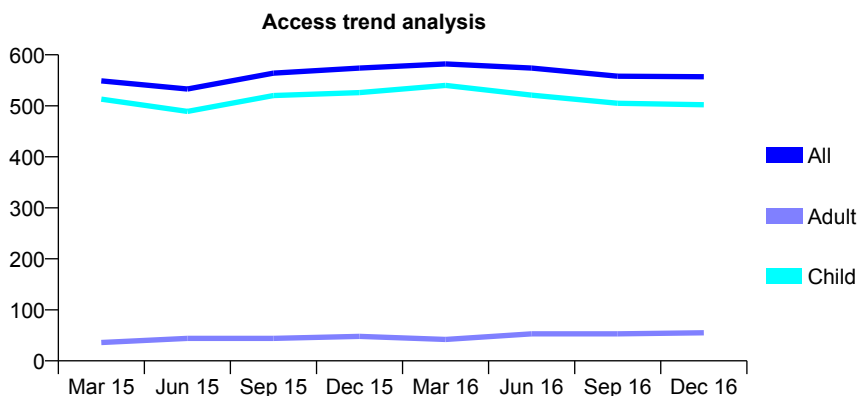
Q60 - Vital Signs At a Glance Contract Report for 577952/0001 - December 2016

Name or company name	MRS CM ARCHER
Contract type name	GDS Contract
Purpose of contract	General
Contract start date	01/04/2006
Contract end date	

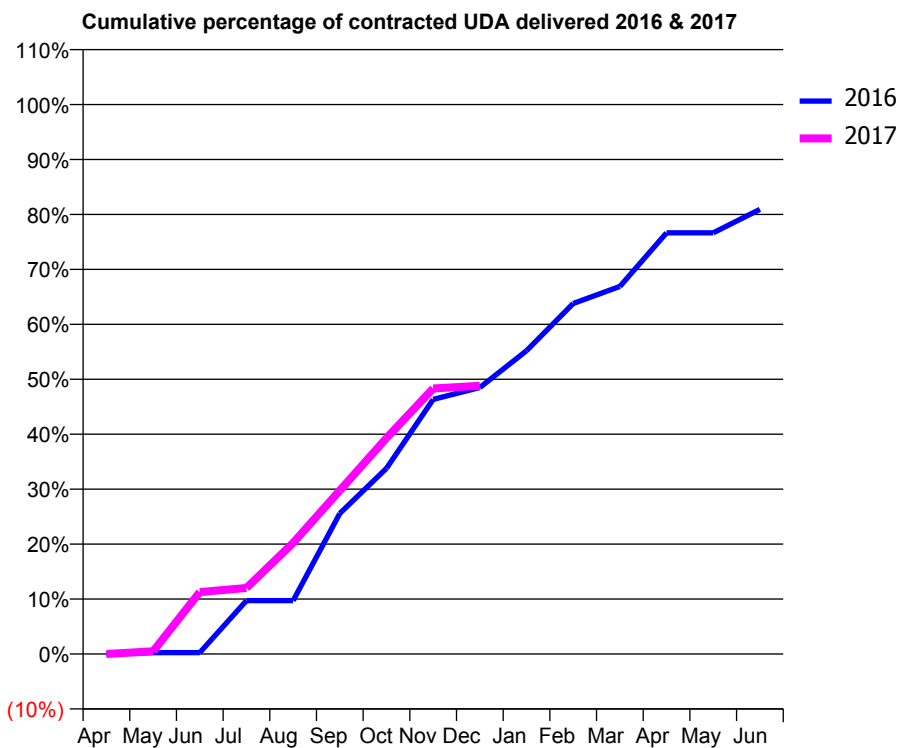
16/17 Contracted general activity (UDA)	1,200
Carry forward general activity (UDA)	0
16/17 Contracted orthodontic activity (UOA)	0
Carry forward orthodontic activity (UOA)	0
Baseline contract value	£25,093.66

ACCESS*

Patients seen in 24 months	Total	Change since previous quarter
Quarter ending December 2015	574	
Quarter ending March 2016	582	→
Quarter ending June 2016	574	↓
Quarter ending September 2016	558	↓
Quarter ending December 2016	557	→
Variance since December 2015	(3.0%)	↓



ACTIVITY



Month	Adjusted Scheduled Activity (UDA)	
	2016	2017
April	0	0
May	3	6
June	3	135
July	117	144
August	117	243
September	307	357
October	405	472
November	556	580
December	582	586
January	662	
February	765	
March	803	
April	920	
May	920	
June	971	

QUALITY

	Quantity	Base Number	Contract	AT	Region	England
% of FP17s for the same patient ID Re-attending within 3 months - Children	28	573	4.9%	10.5%	12.1%	12.4%
% of FP17s for the same patient ID Re-attending within 3 months - Adults	0	0	N/A	14.2%	15.9%	16.6%
% of FP17s for the same patient ID Re-attending between 3 & 9 months - Children	305	573	53.2%	59.2%	58.6%	57.5%
% of FP17s for the same patient ID Re-attending between 3 & 9 months - Adults	0	0	N/A	54.1%	51.5%	50.4%
% of FP17s for Band 1 Urgent Courses	14	451	3.1%	7.2%	8.0%	9.1%
% of FP17s Relating to Free Repair or Replacements	0	451	0.0%	0.9%	0.8%	0.8%
% of FP17s Relating to Continuations	0	451	0.0%	1.4%	1.2%	1.3%
% of Patients satisfied with the dentistry they have received	0	0	N/A	93.3%	92.8%	92.7%
% of Patients satisfied with the time they had to wait for an appointment	0	0	N/A	89.9%	89.2%	88.8%

* This is based on patients treated on this contract for their most recent course of treatment. Figures in italics indicate the base number of FP17s or Patient Questionnaire responses are less than 100. N/A is shown where the base number of responses is less than 10 during the period. % is calculated as Quantity/Base number*100

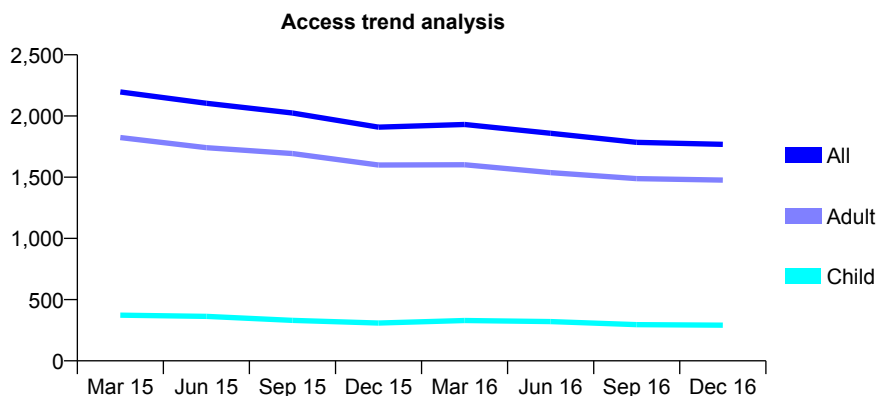
Q60 - Vital Signs At a Glance Contract Report for 604771/0001 - December 2016

Name or company name	MRS AK Chohan
Contract type name	GDS Contract
Purpose of contract	General
Contract start date	09/03/2013
Contract end date	

16/17 Contracted general activity (UDA)	7,664
Carry forward general activity (UDA)	0
16/17 Contracted orthodontic activity (UOA)	0
Carry forward orthodontic activity (UOA)	0
Baseline contract value	£168,377.42

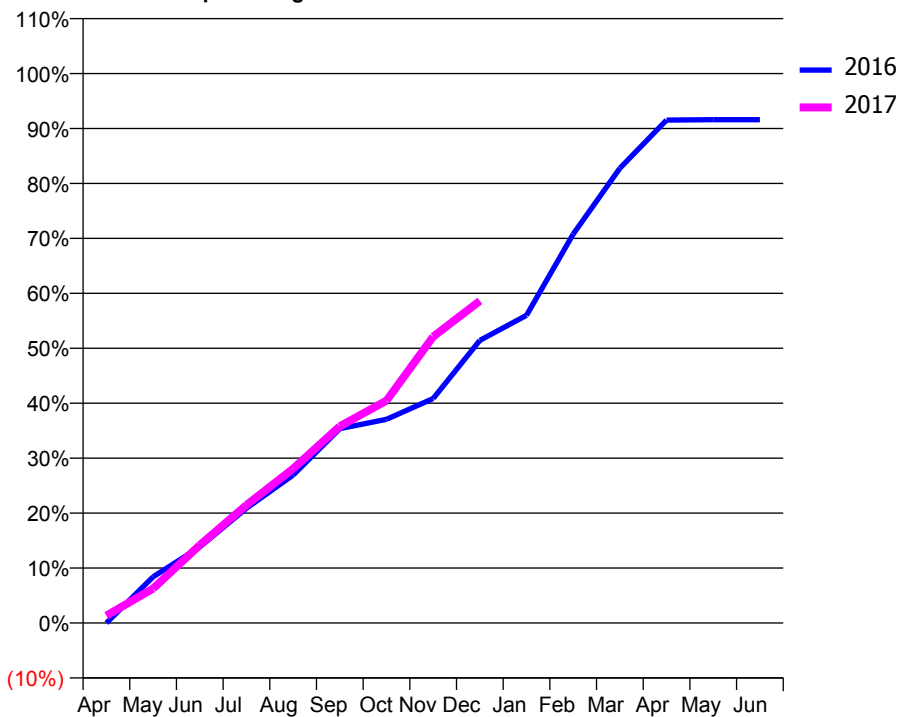
ACCESS*

Patients seen in 24 months	Total	Change since previous quarter
Quarter ending December 2015	1,909	
Quarter ending March 2016	1,931	→
Quarter ending June 2016	1,859	↓
Quarter ending September 2016	1,785	↓
Quarter ending December 2016	1,768	→
Variance since December 2015	(7.4%)	↓



ACTIVITY

Cumulative percentage of contracted UDA delivered 2016 & 2017



Month	Adjusted Scheduled Activity (UDA)	
	2016	2017
April	0	102
May	644	481
June	1,061	1,086
July	1,600	1,645
August	2,064	2,154
September	2,710	2,744
October	2,841	3,101
November	3,132	3,993
December	3,941	4,492
January	4,291	
February	5,425	
March	6,344	
April	7,014	
May	7,020	
June	7,020	

QUALITY

	Quantity	Base Number	Contract	AT	Region	England
% of FP17s for the same patient ID Re-attending within 3 months - Children	30	296	10.1%	10.5%	12.1%	12.4%
% of FP17s for the same patient ID Re-attending within 3 months - Adults	284	1,627	17.5%	14.2%	15.9%	16.6%
% of FP17s for the same patient ID Re-attending between 3 & 9 months - Children	166	296	56.1%	59.2%	58.6%	57.5%
% of FP17s for the same patient ID Re-attending between 3 & 9 months - Adults	902	1,627	55.4%	54.1%	51.5%	50.4%
% of FP17s for Band 1 Urgent Courses	100	1,713	5.8%	7.2%	8.0%	9.1%
% of FP17s Relating to Free Repair or Replacements	23	1,713	1.3%	0.9%	0.8%	0.8%
% of FP17s Relating to Continuations	31	1,713	1.8%	1.4%	1.2%	1.3%
% of Patients satisfied with the dentistry they have received	5	5	N/A	93.3%	92.8%	92.7%
% of Patients satisfied with the time they had to wait for an appointment	4	5	N/A	89.9%	89.2%	88.8%

* This is based on patients treated on this contract for their most recent course of treatment. Figures in italics indicate the base number of FP17s or Patient Questionnaire responses are less than 100. N/A is shown where the base number of responses is less than 10 during the period. % is calculated as Quantity/Base number*100

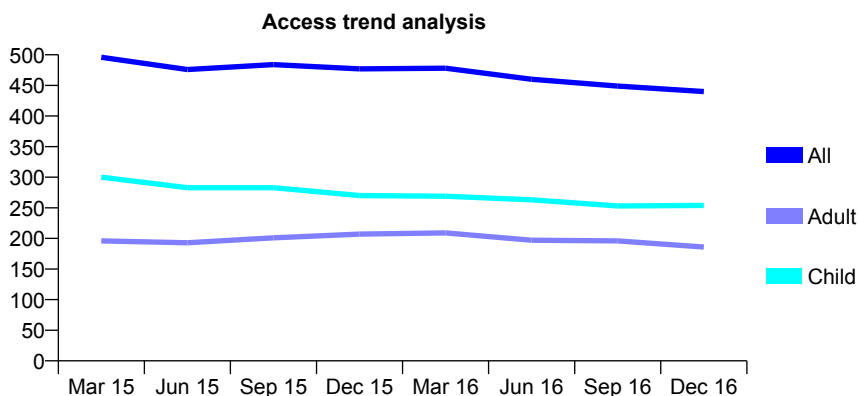
Q60 - Vital Signs At a Glance Contract Report for 623008/0002 - December 2016

Name or company name	MR H RAVAL
Contract type name	GDS Contract
Purpose of contract	General
Contract start date	12/02/2013
Contract end date	

16/17 Contracted general activity (UDA)	1,882
Carry forward general activity (UDA)	0
16/17 Contracted orthodontic activity (UOA)	0
Carry forward orthodontic activity (UOA)	0
Baseline contract value	£48,035.75

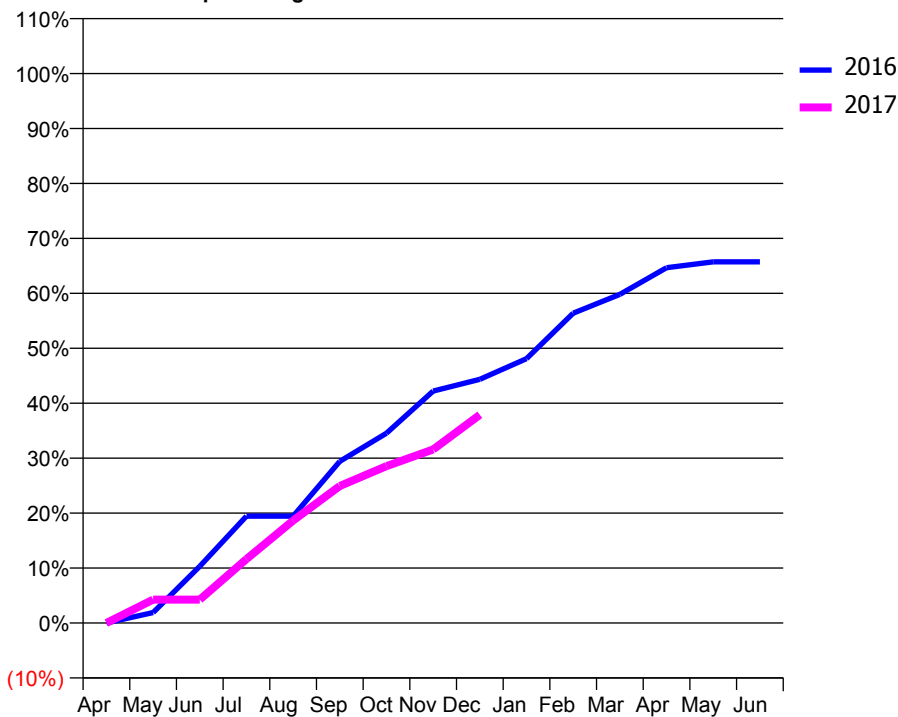
ACCESS*

Patients seen in 24 months	Total	Change since previous quarter
Quarter ending December 2015	477	
Quarter ending March 2016	478	→
Quarter ending June 2016	460	↓
Quarter ending September 2016	449	↓
Quarter ending December 2016	440	↓
Variance since December 2015	(7.8%)	↓



ACTIVITY

Cumulative percentage of contracted UDA delivered 2016 & 2017



Month	Adjusted Scheduled Activity (UDA)	
	2016	2017
April	0	0
May	36	80
June	194	80
July	366	219
August	366	351
September	554	469
October	650	537
November	794	595
December	834	713
January	905	
February	1,061	
March	1,125	
April	1,217	
May	1,237	
June	1,237	

QUALITY

	Quantity	Base Number	Contract	AT	Region	England
% of FP17s for the same patient ID Re-attending within 3 months - Children	70	350	20.0%	10.5%	12.1%	12.4%
% of FP17s for the same patient ID Re-attending within 3 months - Adults	48	184	26.1%	14.2%	15.9%	16.6%
% of FP17s for the same patient ID Re-attending between 3 & 9 months - Children	206	350	58.9%	59.2%	58.6%	57.5%
% of FP17s for the same patient ID Re-attending between 3 & 9 months - Adults	87	184	47.3%	54.1%	51.5%	50.4%
% of FP17s for Band 1 Urgent Courses	10	465	2.2%	7.2%	8.0%	9.1%
% of FP17s Relating to Free Repair or Replacements	0	465	0.0%	0.9%	0.8%	0.8%
% of FP17s Relating to Continuations	0	465	0.0%	1.4%	1.2%	1.3%
% of Patients satisfied with the dentistry they have received	3	3	N/A	93.3%	92.8%	92.7%
% of Patients satisfied with the time they had to wait for an appointment	3	3	N/A	89.9%	89.2%	88.8%

* This is based on patients treated on this contract for their most recent course of treatment. Figures in italics indicate the base number of FP17s or Patient Questionnaire responses are less than 100. N/A is shown where the base number of responses is less than 10 during the period. % is calculated as Quantity/Base number*100

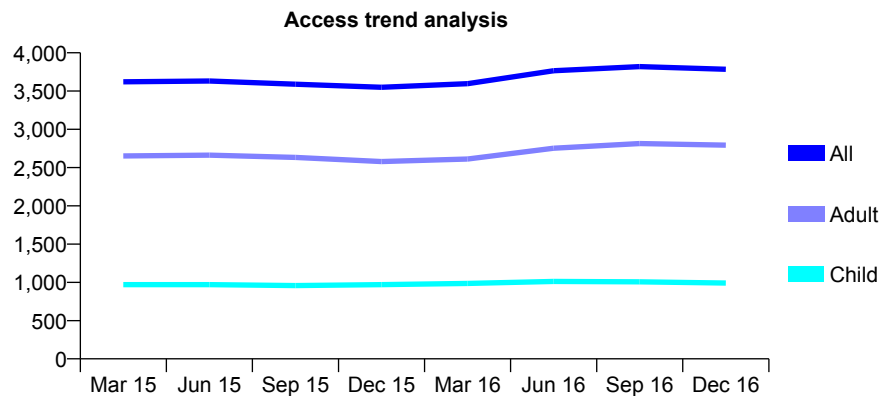
Q60 - Vital Signs At a Glance Contract Report for 623083/0002 - December 2016

Name or company name	MR DN WOODHOUSE
Contract type name	GDS Contract
Purpose of contract	General
Contract start date	05/08/2010
Contract end date	

16/17 Contracted general activity (UDA)	13,902
Carry forward general activity (UDA)	0
16/17 Contracted orthodontic activity (UOA)	0
Carry forward orthodontic activity (UOA)	0
Baseline contract value	£378,342.44

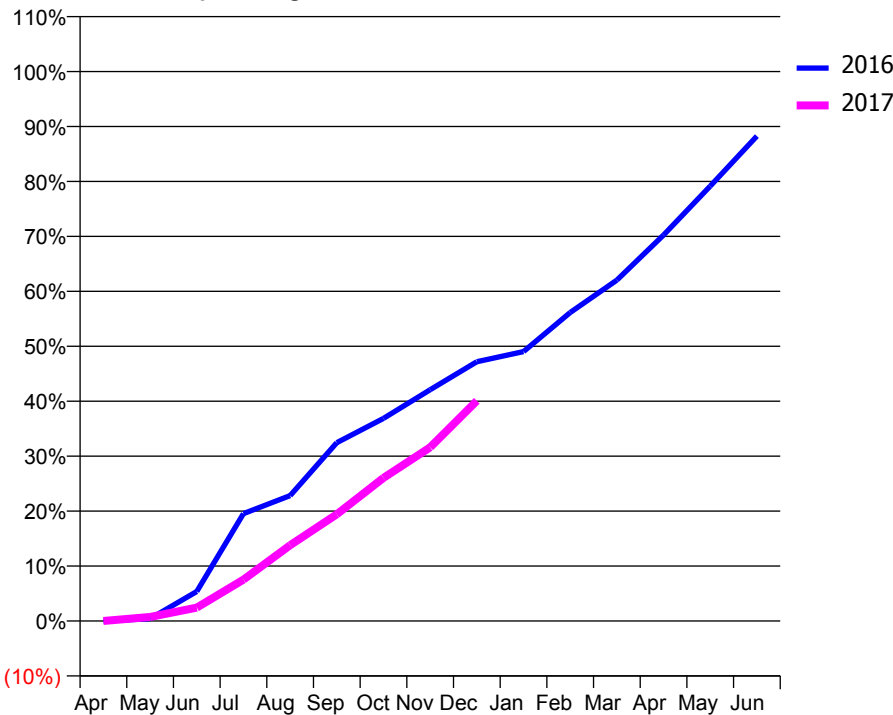
ACCESS*

Patients seen in 24 months	Total	Change since previous quarter
Quarter ending December 2015	3,549	
Quarter ending March 2016	3,597	→
Quarter ending June 2016	3,765	↑
Quarter ending September 2016	3,820	→
Quarter ending December 2016	3,784	→
Variance since December 2015	6.6%	↑



ACTIVITY

Cumulative percentage of contracted UDA delivered 2016 & 2017



Month	Adjusted Scheduled Activity (UDA)	
	2016	2017
April	0	1
May	58	102
June	746	339
July	2,719	1,047
August	3,172	1,917
September	4,512	2,699
October	5,128	3,623
November	5,851	4,393
December	6,561	5,570
January	6,815	
February	7,805	
March	8,624	
April	9,766	
May	11,002	
June	12,268	

QUALITY

	Quantity	Base Number	Contract	AT	Region	England
% of FP17s for the same patient ID Re-attending within 3 months - Children	129	1,298	9.9%	10.5%	12.1%	12.4%
% of FP17s for the same patient ID Re-attending within 3 months - Adults	441	3,494	12.6%	14.2%	15.9%	16.6%
% of FP17s for the same patient ID Re-attending between 3 & 9 months - Children	857	1,298	66.0%	59.2%	58.6%	57.5%
% of FP17s for the same patient ID Re-attending between 3 & 9 months - Adults	1,855	3,494	53.1%	54.1%	51.5%	50.4%
% of FP17s for Band 1 Urgent Courses	126	3,071	4.1%	7.2%	8.0%	9.1%
% of FP17s Relating to Free Repair or Replacements	46	3,071	1.5%	0.9%	0.8%	0.8%
% of FP17s Relating to Continuations	18	3,071	0.6%	1.4%	1.2%	1.3%
% of Patients satisfied with the dentistry they have received	13	13	100.0%	93.3%	92.8%	92.7%
% of Patients satisfied with the time they had to wait for an appointment	13	13	100.0%	89.9%	89.2%	88.8%

* This is based on patients treated on this contract for their most recent course of treatment. Figures in italics indicate the base number of FP17s or Patient Questionnaire responses are less than 100. N/A is shown where the base number of responses is less than 10 during the period. % is calculated as Quantity/Base number*100

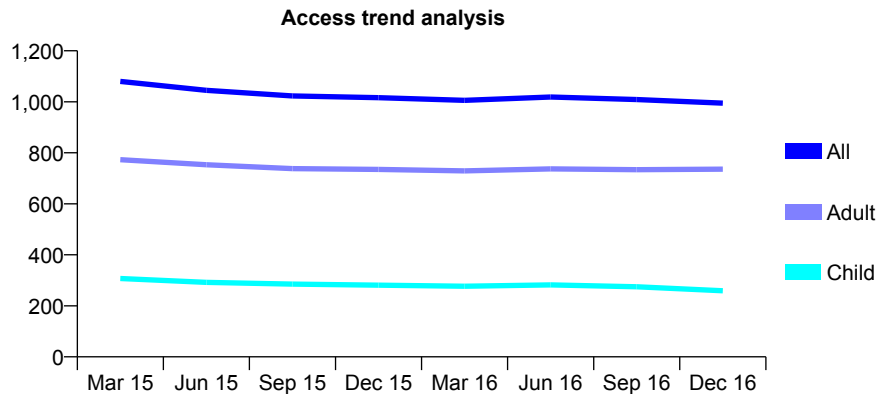
Q60 - Vital Signs At a Glance Contract Report for 634549/0001 - December 2016

Name or company name	MR JP HEALY
Contract type name	GDS Contract
Purpose of contract	General
Contract start date	01/04/2006
Contract end date	

16/17 Contracted general activity (UDA)	3,427
Carry forward general activity (UDA)	-6
16/17 Contracted orthodontic activity (UOA)	0
Carry forward orthodontic activity (UOA)	0
Baseline contract value	£82,578.66

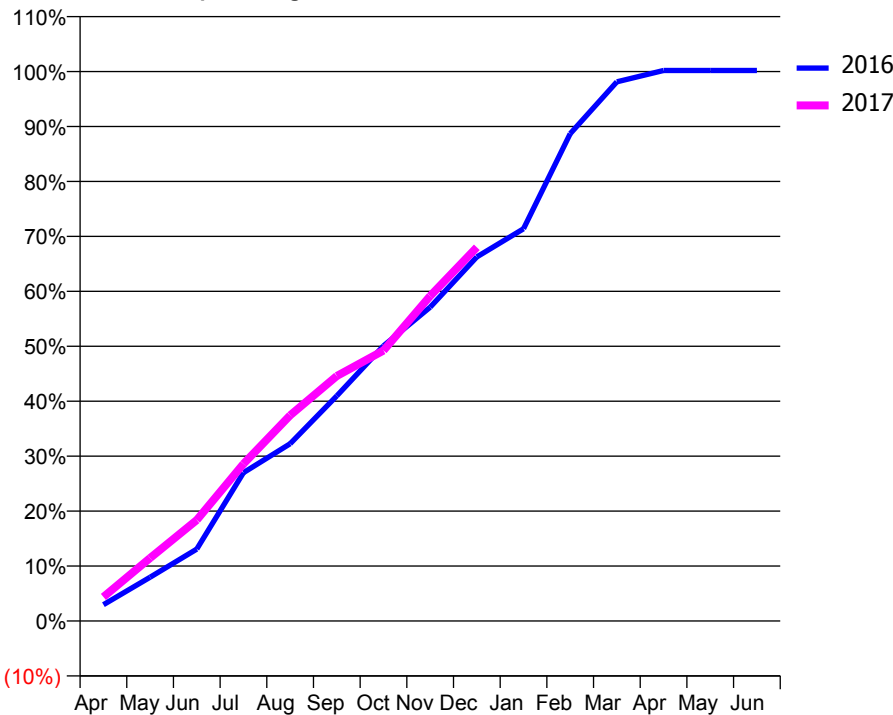
ACCESS*

Patients seen in 24 months	Total	Change since previous quarter
Quarter ending December 2015	1,016	
Quarter ending March 2016	1,006	→
Quarter ending June 2016	1,019	→
Quarter ending September 2016	1,009	→
Quarter ending December 2016	995	↓
Variance since December 2015	(2.1%)	↓



ACTIVITY

Cumulative percentage of contracted UDA delivered 2016 & 2017



Month	Adjusted Scheduled Activity (UDA)	
	2016	2017
April	102	150
May	273	393
June	449	630
July	925	980
August	1,106	1,283
September	1,404	1,528
October	1,716	1,687
November	1,957	2,027
December	2,271	2,331
January	2,446	
February	3,039	
March	3,363	
April	3,433	
May	3,433	
June	3,433	

QUALITY

	Quantity	Base Number	Contract	AT	Region	England
% of FP17s for the same patient ID Re-attending within 3 months - Children	22	318	6.9%	10.5%	12.1%	12.4%
% of FP17s for the same patient ID Re-attending within 3 months - Adults	193	969	19.9%	14.2%	15.9%	16.6%
% of FP17s for the same patient ID Re-attending between 3 & 9 months - Children	207	318	65.1%	59.2%	58.6%	57.5%
% of FP17s for the same patient ID Re-attending between 3 & 9 months - Adults	598	969	61.7%	54.1%	51.5%	50.4%
% of FP17s for Band 1 Urgent Courses	80	1,235	6.5%	7.2%	8.0%	9.1%
% of FP17s Relating to Free Repair or Replacements	9	1,235	0.7%	0.9%	0.8%	0.8%
% of FP17s Relating to Continuations	38	1,235	3.1%	1.4%	1.2%	1.3%
% of Patients satisfied with the dentistry they have received	3	3	N/A	93.3%	92.8%	92.7%
% of Patients satisfied with the time they had to wait for an appointment	3	3	N/A	89.9%	89.2%	88.8%

* This is based on patients treated on this contract for their most recent course of treatment. Figures in italics indicate the base number of FP17s or Patient Questionnaire responses are less than 100. N/A is shown where the base number of responses is less than 10 during the period. % is calculated as Quantity/Base number*100

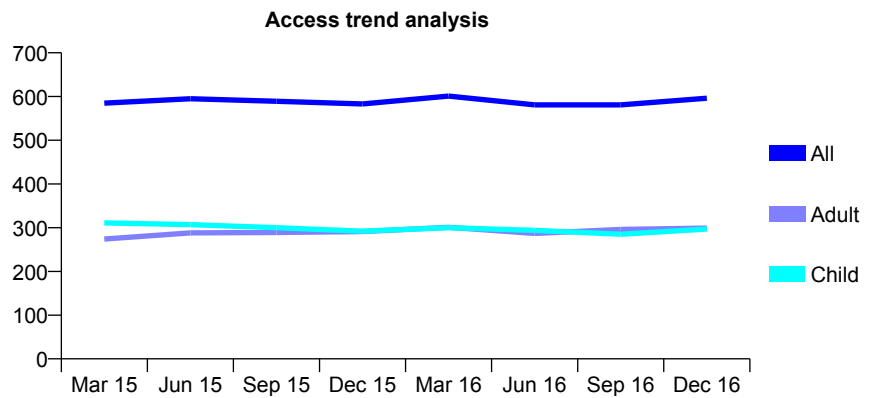
Q60 - Vital Signs At a Glance Contract Report for 643203/0001 - December 2016

Name or company name	MR GP MANZIE
Contract type name	GDS Contract
Purpose of contract	General and Orthodontic
Contract start date	01/04/2006
Contract end date	

16/17 Contracted general activity (UDA)	1,646
Carry forward general activity (UDA)	0
16/17 Contracted orthodontic activity (UOA)	492
Carry forward orthodontic activity (UOA)	0
Baseline contract value	£79,699.21

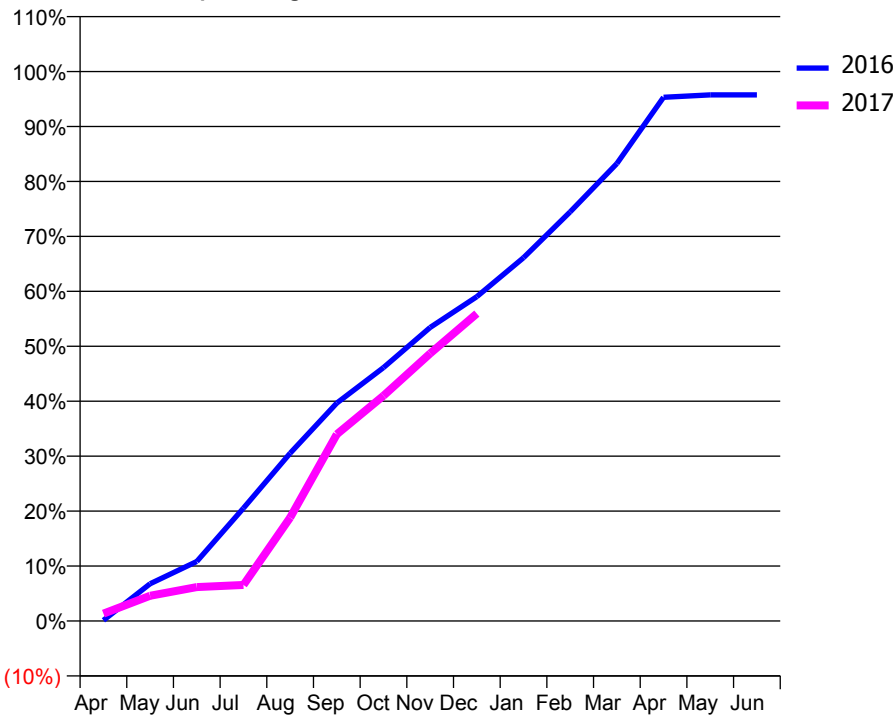
ACCESS*

Patients seen in 24 months	Total	Change since previous quarter
Quarter ending December 2015	583	
Quarter ending March 2016	601	↑
Quarter ending June 2016	581	↓
Quarter ending September 2016	581	→
Quarter ending December 2016	596	↑
Variance since December 2015	2.2%	↑



ACTIVITY

Cumulative percentage of contracted UDA delivered 2016 & 2017



Month	Adjusted Scheduled Activity (UDA)	
	2016	2017
April	2	22
May	110	76
June	176	102
July	333	108
August	495	310
September	643	559
October	748	675
November	866	801
December	958	921
January	1,072	
February	1,208	
March	1,350	
April	1,546	
May	1,553	
June	1,553	

QUALITY

	Quantity	Base Number	Contract	AT	Region	England
% of FP17s for the same patient ID Re-attending within 3 months - Children	19	343	5.5%	10.5%	12.1%	12.4%
% of FP17s for the same patient ID Re-attending within 3 months - Adults	38	251	15.1%	14.2%	15.9%	16.6%
% of FP17s for the same patient ID Re-attending between 3 & 9 months - Children	162	343	47.2%	59.2%	58.6%	57.5%
% of FP17s for the same patient ID Re-attending between 3 & 9 months - Adults	115	251	45.8%	54.1%	51.5%	50.4%
% of FP17s for Band 1 Urgent Courses	34	452	7.5%	7.2%	8.0%	9.1%
% of FP17s Relating to Free Repair or Replacements	1	452	0.2%	0.9%	0.8%	0.8%
% of FP17s Relating to Continuations	0	452	0.0%	1.4%	1.2%	1.3%
% of Patients satisfied with the dentistry they have received	0	0	N/A	93.3%	92.8%	92.7%
% of Patients satisfied with the time they had to wait for an appointment	0	0	N/A	89.9%	89.2%	88.8%

* This is based on patients treated on this contract for their most recent course of treatment. Figures in italics indicate the base number of FP17s or Patient Questionnaire responses are less than 100. N/A is shown where the base number of responses is less than 10 during the period. % is calculated as Quantity/Base number*100

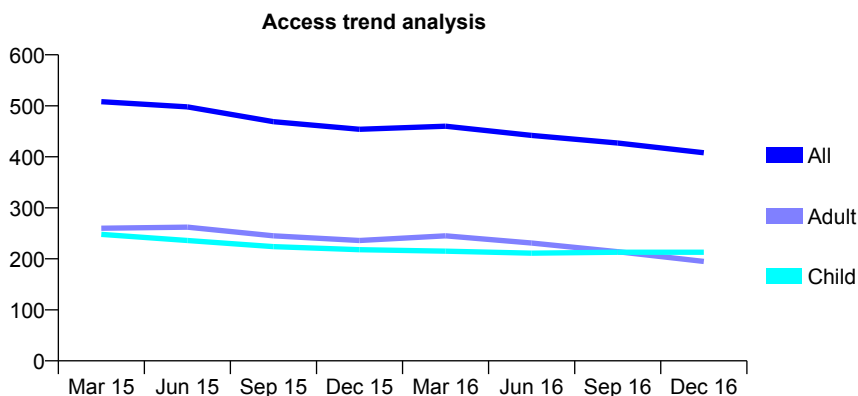
Q60 - Vital Signs At a Glance Contract Report for 652768/0002 - December 2016

Name or company name	MRS NC LAVELLE
Contract type name	GDS Contract
Purpose of contract	General
Contract start date	01/08/2011
Contract end date	

16/17 Contracted general activity (UDA)	1,349
Carry forward general activity (UDA)	0
16/17 Contracted orthodontic activity (UOA)	0
Carry forward orthodontic activity (UOA)	0
Baseline contract value	£28,019.70

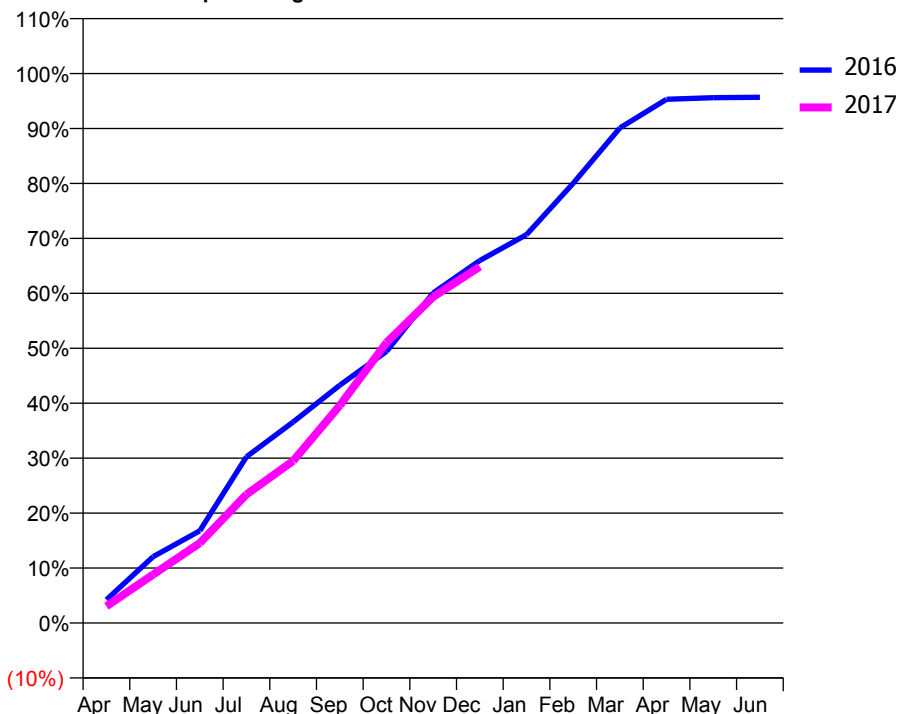
ACCESS*

Patients seen in 24 months	Total	Change since previous quarter
Quarter ending December 2015	454	
Quarter ending March 2016	460	→
Quarter ending June 2016	442	↓
Quarter ending September 2016	427	↓
Quarter ending December 2016	408	↓
Variance since December 2015	(10.1%)	↓



ACTIVITY

Cumulative percentage of contracted UDA delivered 2016 & 2017



Month	Adjusted Scheduled Activity (UDA)	
	2016	2017
April	57	41
May	163	119
June	226	196
July	408	316
August	493	398
September	584	534
October	667	688
November	810	801
December	890	875
January	953	
February	1,079	
March	1,215	
April	1,286	
May	1,290	
June	1,291	

QUALITY

	Quantity	Base Number	Contract	AT	Region	England
% of FP17s for the same patient ID Re-attending within 3 months - Children	41	290	14.1%	10.5%	12.1%	12.4%
% of FP17s for the same patient ID Re-attending within 3 months - Adults	34	175	19.4%	14.2%	15.9%	16.6%
% of FP17s for the same patient ID Re-attending between 3 & 9 months - Children	206	290	71.0%	59.2%	58.6%	57.5%
% of FP17s for the same patient ID Re-attending between 3 & 9 months - Adults	109	175	62.3%	54.1%	51.5%	50.4%
% of FP17s for Band 1 Urgent Courses	35	431	8.1%	7.2%	8.0%	9.1%
% of FP17s Relating to Free Repair or Replacements	1	431	0.2%	0.9%	0.8%	0.8%
% of FP17s Relating to Continuations	5	431	1.2%	1.4%	1.2%	1.3%
% of Patients satisfied with the dentistry they have received	1	1	N/A	93.3%	92.8%	92.7%
% of Patients satisfied with the time they had to wait for an appointment	1	1	N/A	89.9%	89.2%	88.8%

* This is based on patients treated on this contract for their most recent course of treatment. Figures in italics indicate the base number of FP17s or Patient Questionnaire responses are less than 100. N/A is shown where the base number of responses is less than 10 during the period. % is calculated as Quantity/Base number*100

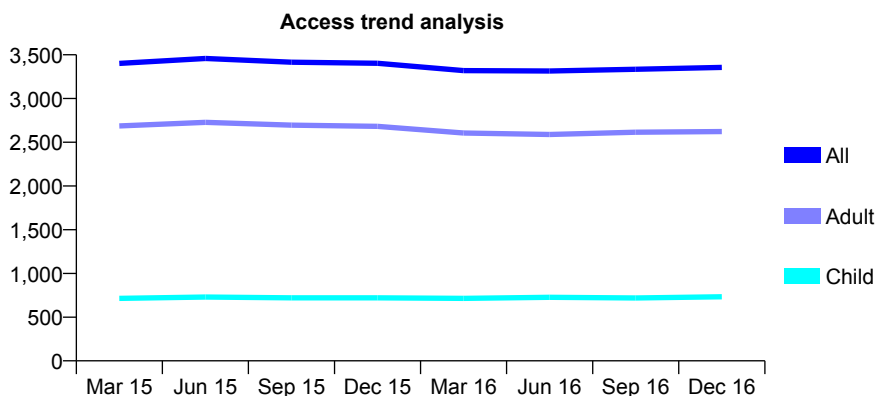
Q60 - Vital Signs At a Glance Contract Report for 653071/0001 - December 2016

Name or company name	MISS SS KHAIRA
Contract type name	GDS Contract
Purpose of contract	General
Contract start date	01/05/2011
Contract end date	

16/17 Contracted general activity (UDA)	9,851
Carry forward general activity (UDA)	-180
16/17 Contracted orthodontic activity (UOA)	0
Carry forward orthodontic activity (UOA)	0
Baseline contract value	£193,125.58

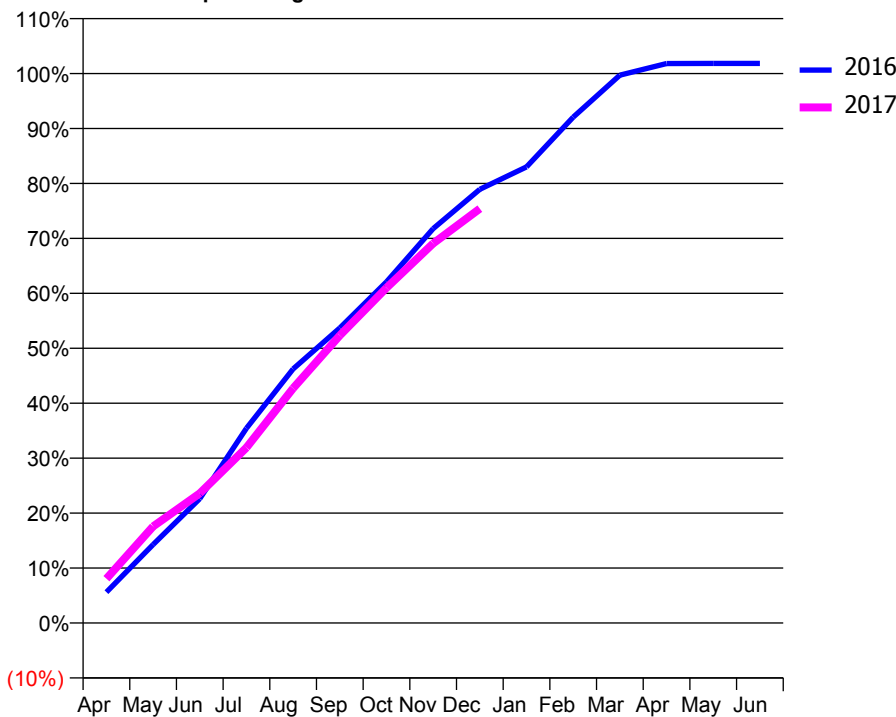
ACCESS*

Patients seen in 24 months	Total	Change since previous quarter
Quarter ending December 2015	3,403	
Quarter ending March 2016	3,319	↓
Quarter ending June 2016	3,315	→
Quarter ending September 2016	3,334	→
Quarter ending December 2016	3,356	→
Variance since December 2015	(1.4%)	↓



ACTIVITY

Cumulative percentage of contracted UDA delivered 2016 & 2017



Month	Adjusted Scheduled Activity (UDA)	
	2016	2017
April	553	795
May	1,407	1,731
June	2,230	2,324
July	3,490	3,146
August	4,556	4,208
September	5,289	5,155
October	6,116	6,008
November	7,071	6,805
December	7,775	7,429
January	8,176	
February	9,068	
March	9,821	
April	10,030	
May	10,031	
June	10,031	

QUALITY

	Quantity	Base Number	Contract	AT	Region	England
% of FP17s for the same patient ID Re-attending within 3 months - Children	72	829	8.7%	10.5%	12.1%	12.4%
% of FP17s for the same patient ID Re-attending within 3 months - Adults	311	2,623	11.9%	14.2%	15.9%	16.6%
% of FP17s for the same patient ID Re-attending between 3 & 9 months - Children	481	829	58.0%	59.2%	58.6%	57.5%
% of FP17s for the same patient ID Re-attending between 3 & 9 months - Adults	1,482	2,623	56.5%	54.1%	51.5%	50.4%
% of FP17s for Band 1 Urgent Courses	94	3,328	2.8%	7.2%	8.0%	9.1%
% of FP17s Relating to Free Repair or Replacements	43	3,328	1.3%	0.9%	0.8%	0.8%
% of FP17s Relating to Continuations	31	3,328	0.9%	1.4%	1.2%	1.3%
% of Patients satisfied with the dentistry they have received	11	12	91.7%	93.3%	92.8%	92.7%
% of Patients satisfied with the time they had to wait for an appointment	12	12	100.0%	89.9%	89.2%	88.8%

* This is based on patients treated on this contract for their most recent course of treatment. Figures in italics indicate the base number of FP17s or Patient Questionnaire responses are less than 100. N/A is shown where the base number of responses is less than 10 during the period. % is calculated as Quantity/Base number*100

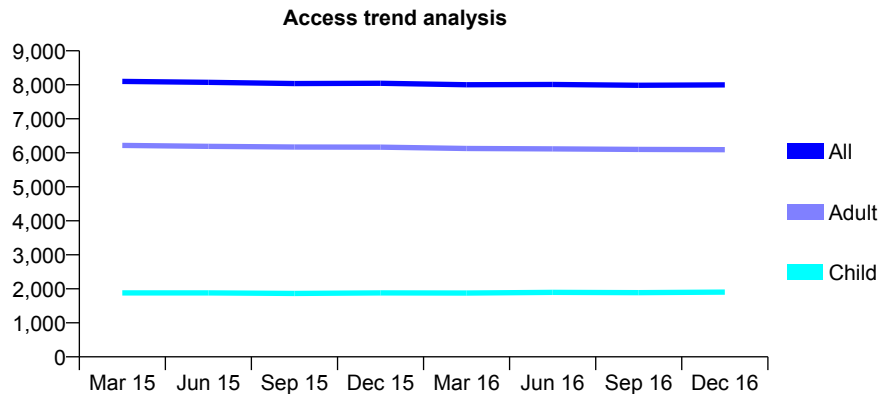
Q60 - Vital Signs At a Glance Contract Report for 655813/0001 - December 2016

Name or company name	MR PR BASON
Contract type name	GDS Contract
Purpose of contract	General and Orthodontic
Contract start date	01/04/2006
Contract end date	

16/17 Contracted general activity (UDA)	23,040
Carry forward general activity (UDA)	-148
16/17 Contracted orthodontic activity (UOA)	0
Carry forward orthodontic activity (UOA)	0
Baseline contract value	£658,451.93

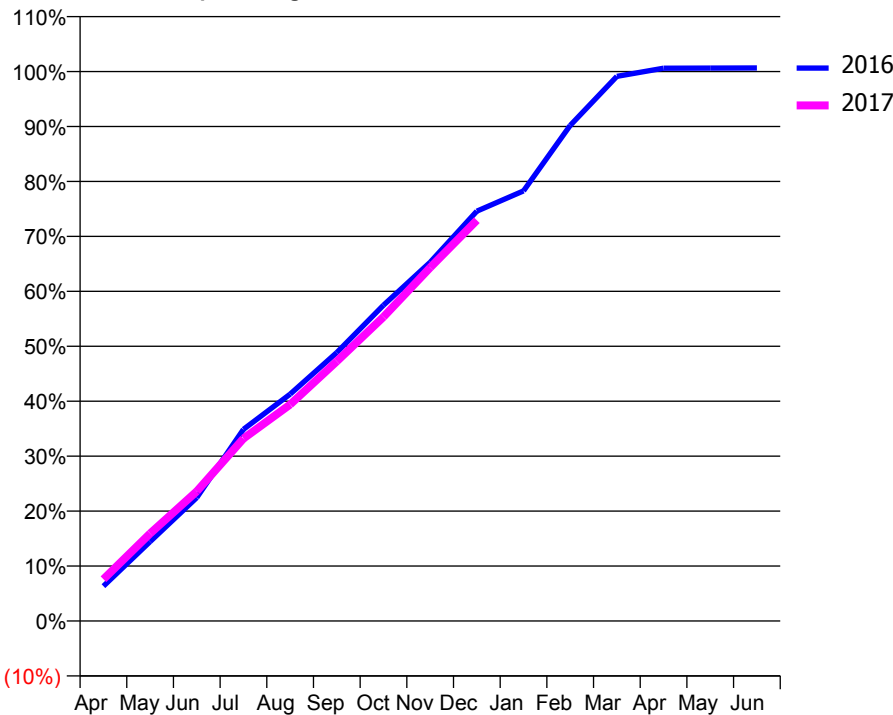
ACCESS*

Patients seen in 24 months	Total	Change since previous quarter
Quarter ending December 2015	8,046	
Quarter ending March 2016	8,003	→
Quarter ending June 2016	8,010	→
Quarter ending September 2016	7,987	→
Quarter ending December 2016	7,997	→
Variance since December 2015	(0.6%)	→



ACTIVITY

Cumulative percentage of contracted UDA delivered 2016 & 2017



Month	Adjusted Scheduled Activity (UDA)	
	2016	2017
April	1,464	1,751
May	3,331	3,672
June	5,174	5,439
July	8,039	7,651
August	9,516	9,076
September	11,256	10,888
October	13,243	12,753
November	15,043	14,817
December	17,186	16,802
January	18,032	
February	20,778	
March	22,838	
April	23,178	
May	23,185	
June	23,188	

QUALITY

	Quantity	Base Number	Contract	AT	Region	England
% of FP17s for the same patient ID Re-attending within 3 months - Children	103	2,276	4.5%	10.5%	12.1%	12.4%
% of FP17s for the same patient ID Re-attending within 3 months - Adults	1,002	8,092	12.4%	14.2%	15.9%	16.6%
% of FP17s for the same patient ID Re-attending between 3 & 9 months - Children	1,588	2,276	69.8%	59.2%	58.6%	57.5%
% of FP17s for the same patient ID Re-attending between 3 & 9 months - Adults	5,949	8,092	73.5%	54.1%	51.5%	50.4%
% of FP17s for Band 1 Urgent Courses	267	10,200	2.6%	7.2%	8.0%	9.1%
% of FP17s Relating to Free Repair or Replacements	29	10,200	0.3%	0.9%	0.8%	0.8%
% of FP17s Relating to Continuations	304	10,200	3.0%	1.4%	1.2%	1.3%
% of Patients satisfied with the dentistry they have received	17	19	89.5%	93.3%	92.8%	92.7%
% of Patients satisfied with the time they had to wait for an appointment	17	19	89.5%	89.9%	89.2%	88.8%

* This is based on patients treated on this contract for their most recent course of treatment. Figures in italics indicate the base number of FP17s or Patient Questionnaire responses are less than 100. N/A is shown where the base number of responses is less than 10 during the period. % is calculated as Quantity/Base number*100

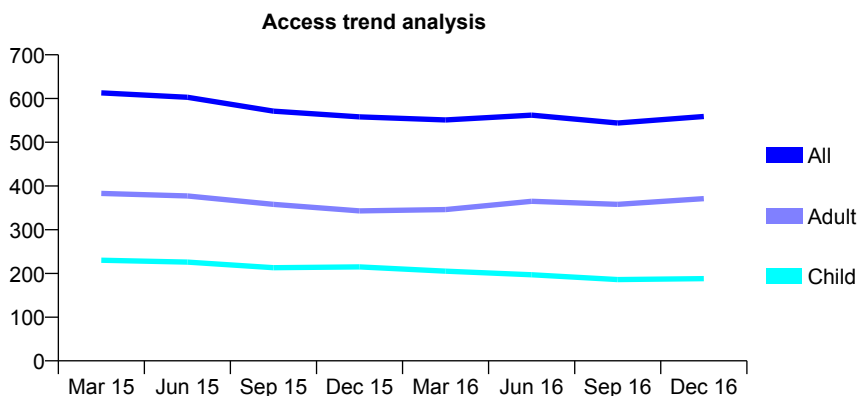
Q60 - Vital Signs At a Glance Contract Report for 659398/0001 - December 2016

Name or company name	MR FD HARRINGTON
Contract type name	GDS Contract
Purpose of contract	General
Contract start date	01/04/2006
Contract end date	

16/17 Contracted general activity (UDA)	1,282
Carry forward general activity (UDA)	0
16/17 Contracted orthodontic activity (UOA)	0
Carry forward orthodontic activity (UOA)	0
Baseline contract value	£35,607.10

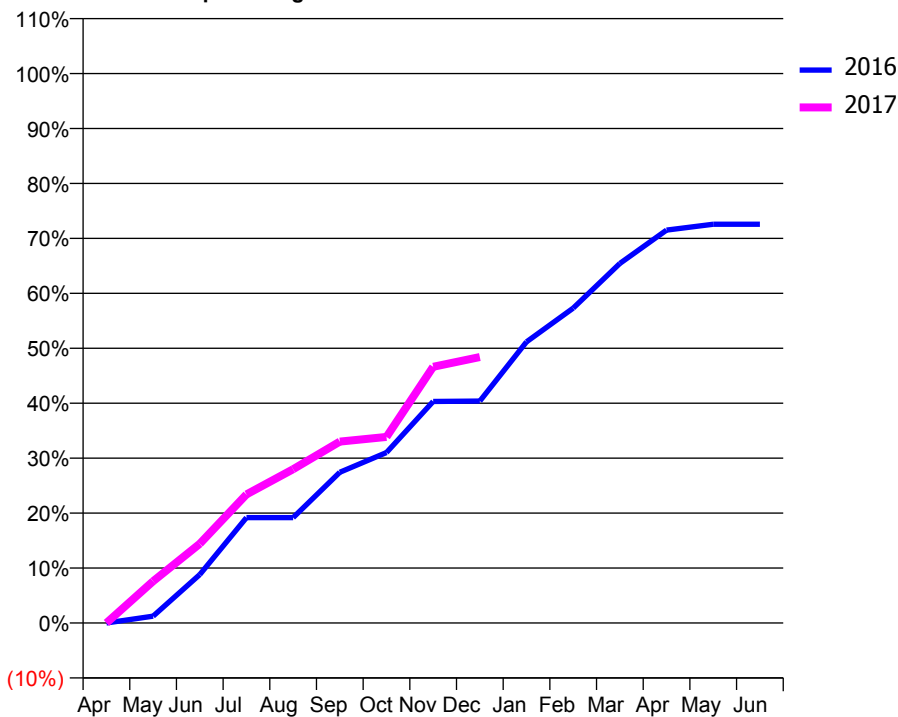
ACCESS*

Patients seen in 24 months	Total	Change since previous quarter
Quarter ending December 2015	558	
Quarter ending March 2016	551	↓
Quarter ending June 2016	562	→
Quarter ending September 2016	544	↓
Quarter ending December 2016	559	↑
Variance since December 2015	0.2%	→



ACTIVITY

Cumulative percentage of contracted UDA delivered 2016 & 2017



Month	Adjusted Scheduled Activity (UDA)	
	2016	2017
April	0	0
May	16	98
June	113	185
July	246	300
August	246	359
September	352	423
October	398	434
November	517	598
December	518	620
January	656	
February	735	
March	839	
April	917	
May	930	
June	930	

QUALITY

	Quantity	Base Number	Contract	AT	Region	England
% of FP17s for the same patient ID Re-attending within 3 months - Children	4	133	3.0%	10.5%	12.1%	12.4%
% of FP17s for the same patient ID Re-attending within 3 months - Adults	29	241	12.0%	14.2%	15.9%	16.6%
% of FP17s for the same patient ID Re-attending between 3 & 9 months - Children	71	133	53.4%	59.2%	58.6%	57.5%
% of FP17s for the same patient ID Re-attending between 3 & 9 months - Adults	61	241	25.3%	54.1%	51.5%	50.4%
% of FP17s for Band 1 Urgent Courses	47	326	14.4%	7.2%	8.0%	9.1%
% of FP17s Relating to Free Repair or Replacements	0	326	0.0%	0.9%	0.8%	0.8%
% of FP17s Relating to Continuations	0	326	0.0%	1.4%	1.2%	1.3%
% of Patients satisfied with the dentistry they have received	3	3	N/A	93.3%	92.8%	92.7%
% of Patients satisfied with the time they had to wait for an appointment	3	3	N/A	89.9%	89.2%	88.8%

* This is based on patients treated on this contract for their most recent course of treatment. Figures in italics indicate the base number of FP17s or Patient Questionnaire responses are less than 100. N/A is shown where the base number of responses is less than 10 during the period. % is calculated as Quantity/Base number*100

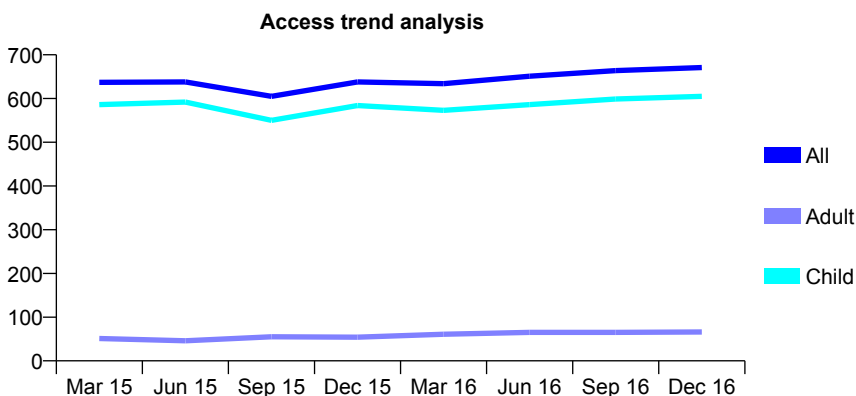
Q60 - Vital Signs At a Glance Contract Report for 659908/0001 - December 2016

Name or company name	MRS JD ROBSON
Contract type name	GDS Contract
Purpose of contract	General
Contract start date	01/04/2006
Contract end date	

16/17 Contracted general activity (UDA)	1,200
Carry forward general activity (UDA)	0
16/17 Contracted orthodontic activity (UOA)	0
Carry forward orthodontic activity (UOA)	0
Baseline contract value	£25,484.67

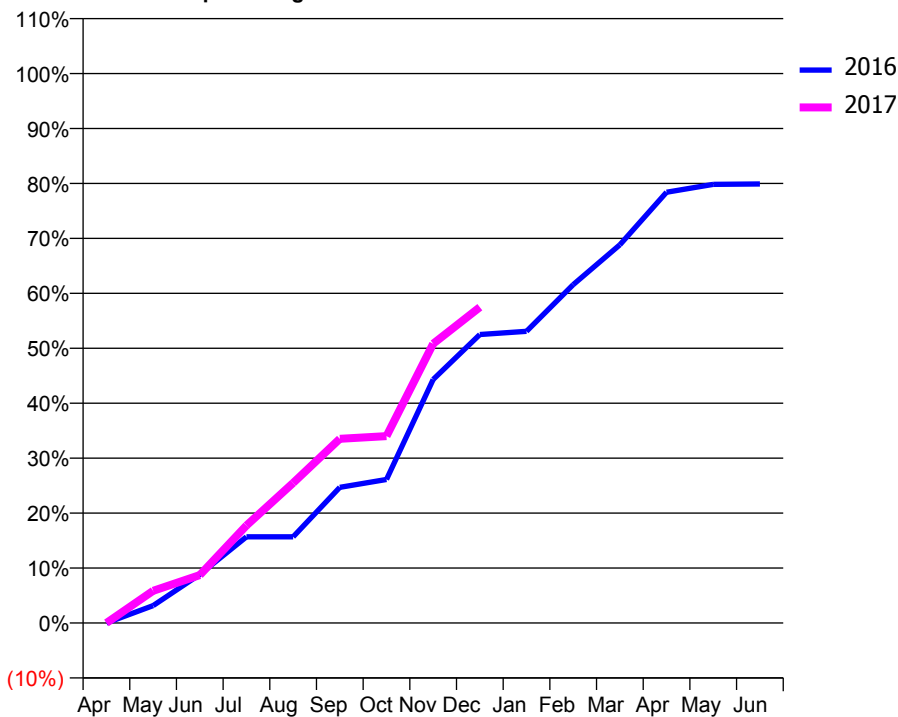
ACCESS*

Patients seen in 24 months	Total	Change since previous quarter
Quarter ending December 2015	638	
Quarter ending March 2016	634	→
Quarter ending June 2016	651	↑
Quarter ending September 2016	664	→
Quarter ending December 2016	671	→
Variance since December 2015	5.2%	↑



ACTIVITY

Cumulative percentage of contracted UDA delivered 2016 & 2017



Month	Adjusted Scheduled Activity (UDA)	
	2016	2017
April	0	0
May	38	70
June	106	105
July	188	213
August	188	306
September	296	402
October	313	408
November	532	610
December	630	690
January	637	
February	739	
March	826	
April	941	
May	958	
June	959	

QUALITY

	Quantity	Base Number	Contract	AT	Region	England
% of FP17s for the same patient ID Re-attending within 3 months - Children	24	655	3.7%	10.5%	12.1%	12.4%
% of FP17s for the same patient ID Re-attending within 3 months - Adults	0	0	N/A	14.2%	15.9%	16.6%
% of FP17s for the same patient ID Re-attending between 3 & 9 months - Children	331	655	50.5%	59.2%	58.6%	57.5%
% of FP17s for the same patient ID Re-attending between 3 & 9 months - Adults	0	0	N/A	54.1%	51.5%	50.4%
% of FP17s for Band 1 Urgent Courses	19	545	3.5%	7.2%	8.0%	9.1%
% of FP17s Relating to Free Repair or Replacements	0	545	0.0%	0.9%	0.8%	0.8%
% of FP17s Relating to Continuations	0	545	0.0%	1.4%	1.2%	1.3%
% of Patients satisfied with the dentistry they have received	0	0	N/A	93.3%	92.8%	92.7%
% of Patients satisfied with the time they had to wait for an appointment	0	0	N/A	89.9%	89.2%	88.8%

* This is based on patients treated on this contract for their most recent course of treatment. Figures in italics indicate the base number of FP17s or Patient Questionnaire responses are less than 100. N/A is shown where the base number of responses is less than 10 during the period. % is calculated as Quantity/Base number*100

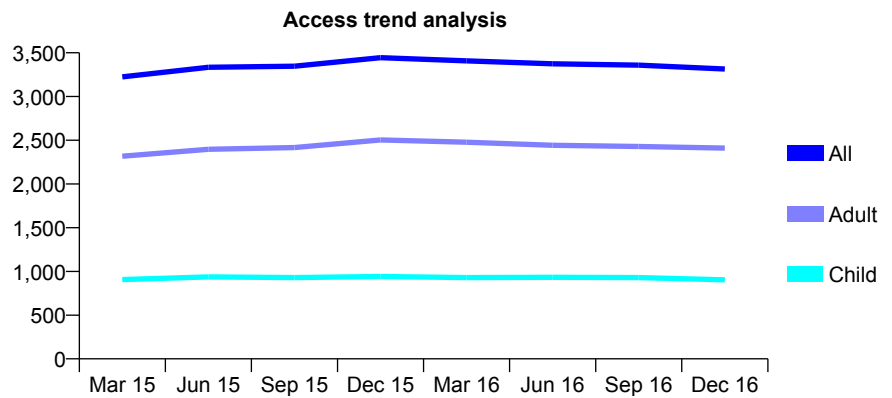
Q60 - Vital Signs At a Glance Contract Report for 661708/0002 - December 2016

Name or company name	MR HS BASRA
Contract type name	GDS Contract
Purpose of contract	General
Contract start date	01/12/2013
Contract end date	

16/17 Contracted general activity (UDA)	9,034
Carry forward general activity (UDA)	-181
16/17 Contracted orthodontic activity (UOA)	0
Carry forward orthodontic activity (UOA)	0
Baseline contract value	£189,395.46

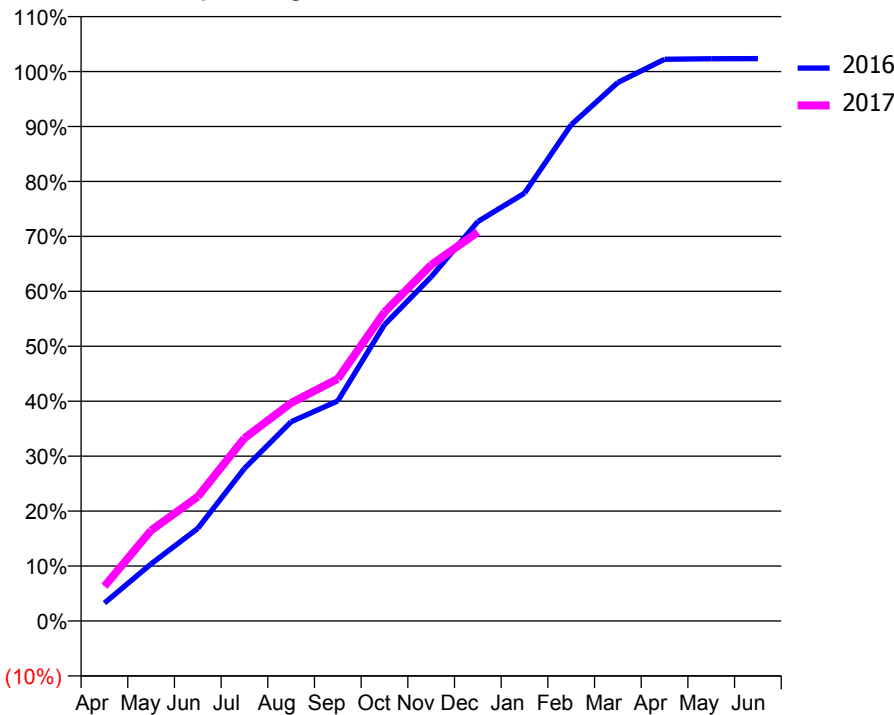
ACCESS*

Patients seen in 24 months	Total	Change since previous quarter
Quarter ending December 2015	3,444	
Quarter ending March 2016	3,407	↓
Quarter ending June 2016	3,374	→
Quarter ending September 2016	3,359	→
Quarter ending December 2016	3,314	↓
Variance since December 2015	(3.8%)	↓



ACTIVITY

Cumulative percentage of contracted UDA delivered 2016 & 2017



Month	Adjusted Scheduled Activity (UDA)	
	2016	2017
April	295	570
May	939	1,490
June	1,524	2,044
July	2,510	3,008
August	3,275	3,586
September	3,619	3,982
October	4,872	5,079
November	5,657	5,854
December	6,568	6,394
January	7,034	
February	8,158	
March	8,854	
April	9,235	
May	9,243	
June	9,246	

QUALITY

	Quantity	Base Number	Contract	AT	Region	England
% of FP17s for the same patient ID Re-attending within 3 months - Children	75	1,180	6.4%	10.5%	12.1%	12.4%
% of FP17s for the same patient ID Re-attending within 3 months - Adults	477	3,103	15.4%	14.2%	15.9%	16.6%
% of FP17s for the same patient ID Re-attending between 3 & 9 months - Children	849	1,180	71.9%	59.2%	58.6%	57.5%
% of FP17s for the same patient ID Re-attending between 3 & 9 months - Adults	2,150	3,103	69.3%	54.1%	51.5%	50.4%
% of FP17s for Band 1 Urgent Courses	289	4,012	7.2%	7.2%	8.0%	9.1%
% of FP17s Relating to Free Repair or Replacements	21	4,012	0.5%	0.9%	0.8%	0.8%
% of FP17s Relating to Continuations	88	4,012	2.2%	1.4%	1.2%	1.3%
% of Patients satisfied with the dentistry they have received	14	14	100.0%	93.3%	92.8%	92.7%
% of Patients satisfied with the time they had to wait for an appointment	14	14	100.0%	89.9%	89.2%	88.8%

* This is based on patients treated on this contract for their most recent course of treatment. Figures in italics indicate the base number of FP17s or Patient Questionnaire responses are less than 100. N/A is shown where the base number of responses is less than 10 during the period. % is calculated as Quantity/Base number*100

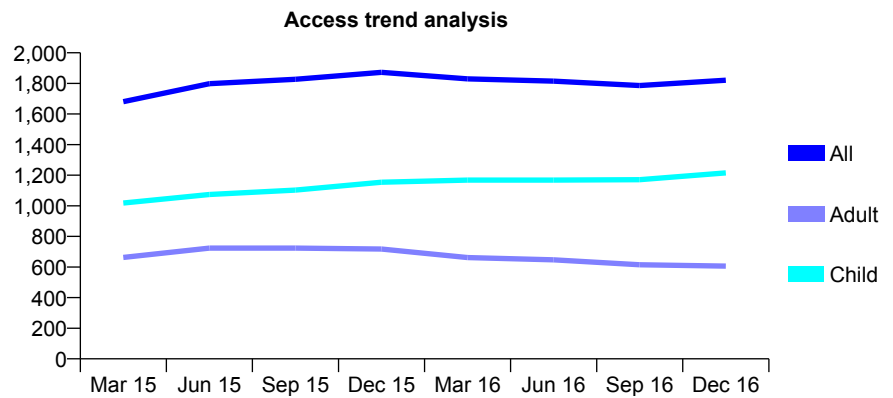
Q60 - Vital Signs At a Glance Contract Report for 670340/0002 - December 2016

Name or company name	MR LR SUMMERFIELD
Contract type name	GDS Contract
Purpose of contract	General
Contract start date	23/03/2009
Contract end date	

16/17 Contracted general activity (UDA)	6,000
Carry forward general activity (UDA)	-100
16/17 Contracted orthodontic activity (UOA)	0
Carry forward orthodontic activity (UOA)	0
Baseline contract value	£160,035.00

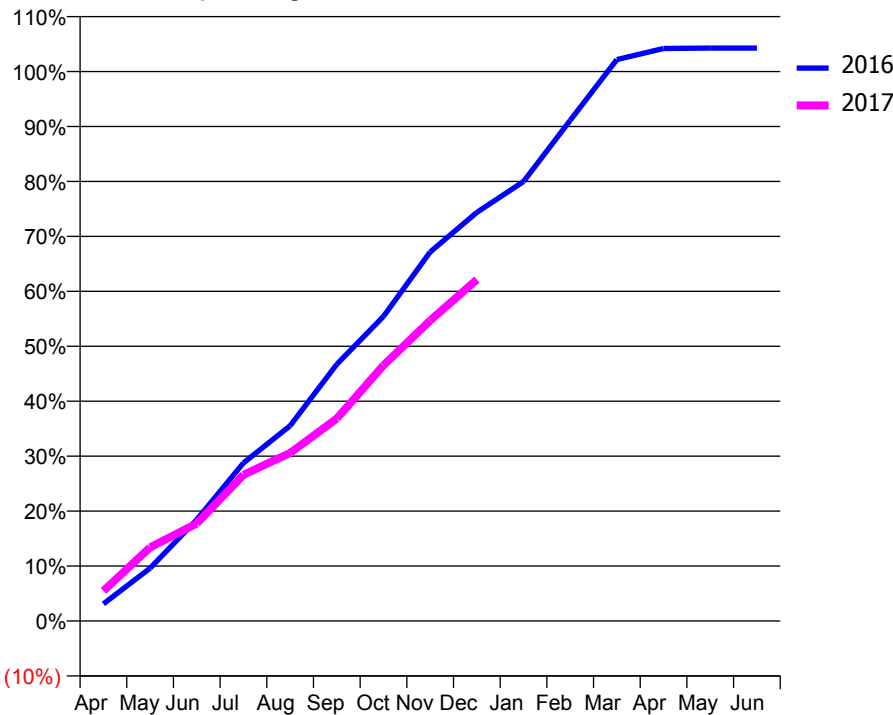
ACCESS*

Patients seen in 24 months	Total	Change since previous quarter
Quarter ending December 2015	1,872	
Quarter ending March 2016	1,830	↓
Quarter ending June 2016	1,815	→
Quarter ending September 2016	1,786	↓
Quarter ending December 2016	1,821	→
Variance since December 2015	(2.7%)	↓



ACTIVITY

Cumulative percentage of contracted UDA delivered 2016 & 2017



Month	Adjusted Scheduled Activity (UDA)	
	2016	2017
April	156	328
May	481	804
June	923	1,065
July	1,438	1,597
August	1,777	1,835
September	2,337	2,211
October	2,772	2,791
November	3,358	3,281
December	3,718	3,728
January	3,998	
February	4,556	
March	5,108	
April	5,209	
May	5,213	
June	5,213	

QUALITY

	Quantity	Base Number	Contract	AT	Region	England
% of FP17s for the same patient ID Re-attending within 3 months - Children	91	1,056	8.6%	10.5%	12.1%	12.4%
% of FP17s for the same patient ID Re-attending within 3 months - Adults	30	341	8.8%	14.2%	15.9%	16.6%
% of FP17s for the same patient ID Re-attending between 3 & 9 months - Children	516	1,056	48.9%	59.2%	58.6%	57.5%
% of FP17s for the same patient ID Re-attending between 3 & 9 months - Adults	183	341	53.7%	54.1%	51.5%	50.4%
% of FP17s for Band 1 Urgent Courses	13	1,334	1.0%	7.2%	8.0%	9.1%
% of FP17s Relating to Free Repair or Replacements	0	1,334	0.0%	0.9%	0.8%	0.8%
% of FP17s Relating to Continuations	0	1,334	0.0%	1.4%	1.2%	1.3%
% of Patients satisfied with the dentistry they have received	4	4	N/A	93.3%	92.8%	92.7%
% of Patients satisfied with the time they had to wait for an appointment	4	4	N/A	89.9%	89.2%	88.8%

* This is based on patients treated on this contract for their most recent course of treatment. Figures in italics indicate the base number of FP17s or Patient Questionnaire responses are less than 100. N/A is shown where the base number of responses is less than 10 during the period. % is calculated as Quantity/Base number*100

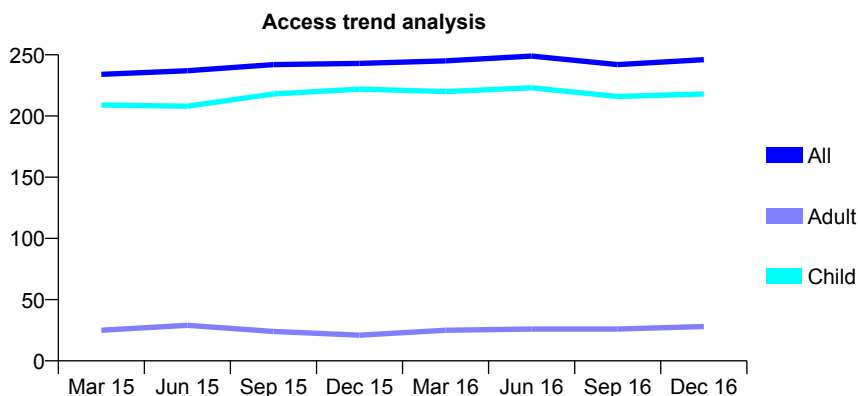
Q60 - Vital Signs At a Glance Contract Report for 676195/0001 - December 2016

Name or company name	MR PN RICHARDS
Contract type name	GDS Contract
Purpose of contract	General
Contract start date	01/04/2013
Contract end date	

16/17 Contracted general activity (UDA)	570
Carry forward general activity (UDA)	0
16/17 Contracted orthodontic activity (UOA)	0
Carry forward orthodontic activity (UOA)	0
Baseline contract value	£12,447.40

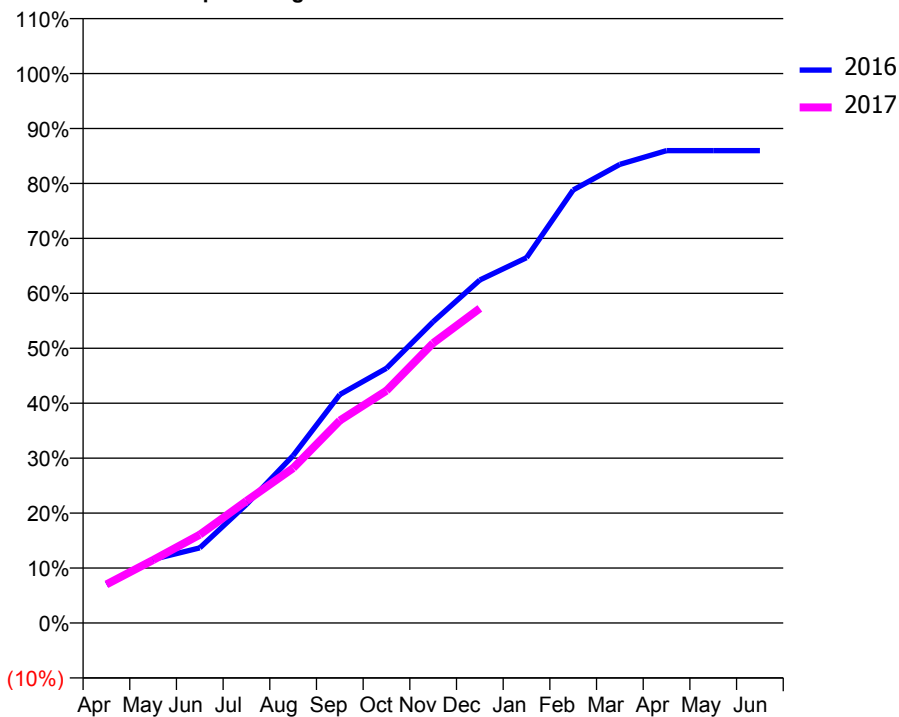
ACCESS*

Patients seen in 24 months	Total	Change since previous quarter
Quarter ending December 2015	243	
Quarter ending March 2016	245	→
Quarter ending June 2016	249	→
Quarter ending September 2016	242	↓
Quarter ending December 2016	246	→
Variance since December 2015	1.2%	→



ACTIVITY

Cumulative percentage of contracted UDA delivered 2016 & 2017



Month	Adjusted Scheduled Activity (UDA)	
	2016	2017
April	40	40
May	66	65
June	78	92
July	123	127
August	174	161
September	237	210
October	264	241
November	313	290
December	356	326
January	379	
February	449	
March	476	
April	490	
May	490	
June	490	

QUALITY

	Quantity	Base Number	Contract	AT	Region	England
% of FP17s for the same patient ID Re-attending within 3 months - Children	21	305	6.9%	10.5%	12.1%	12.4%
% of FP17s for the same patient ID Re-attending within 3 months - Adults	0	0	N/A	14.2%	15.9%	16.6%
% of FP17s for the same patient ID Re-attending between 3 & 9 months - Children	226	305	74.1%	59.2%	58.6%	57.5%
% of FP17s for the same patient ID Re-attending between 3 & 9 months - Adults	0	0	N/A	54.1%	51.5%	50.4%
% of FP17s for Band 1 Urgent Courses	7	291	2.4%	7.2%	8.0%	9.1%
% of FP17s Relating to Free Repair or Replacements	0	291	0.0%	0.9%	0.8%	0.8%
% of FP17s Relating to Continuations	0	291	0.0%	1.4%	1.2%	1.3%
% of Patients satisfied with the dentistry they have received	0	0	N/A	93.3%	92.8%	92.7%
% of Patients satisfied with the time they had to wait for an appointment	0	0	N/A	89.9%	89.2%	88.8%

* This is based on patients treated on this contract for their most recent course of treatment. Figures in italics indicate the base number of FP17s or Patient Questionnaire responses are less than 100. N/A is shown where the base number of responses is less than 10 during the period. % is calculated as Quantity/Base number*100

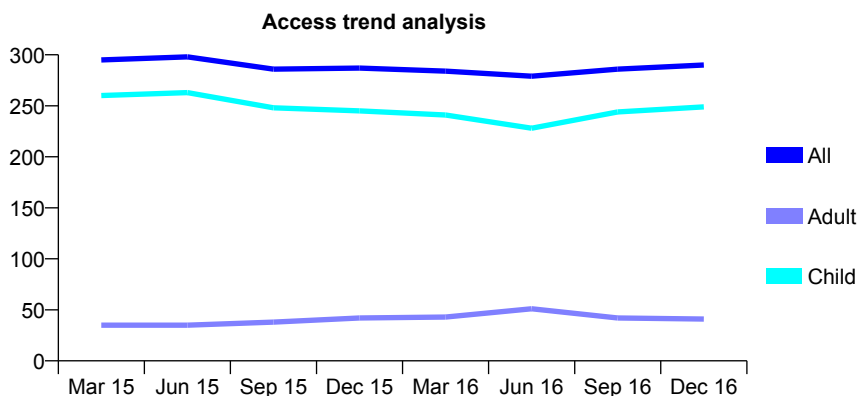
Q60 - Vital Signs At a Glance Contract Report for 676233/0001 - December 2016

Name or company name	MR NT JENKINS
Contract type name	GDS Contract
Purpose of contract	General
Contract start date	15/09/2006
Contract end date	

16/17 Contracted general activity (UDA)	829
Carry forward general activity (UDA)	0
16/17 Contracted orthodontic activity (UOA)	0
Carry forward orthodontic activity (UOA)	0
Baseline contract value	£18,937.83

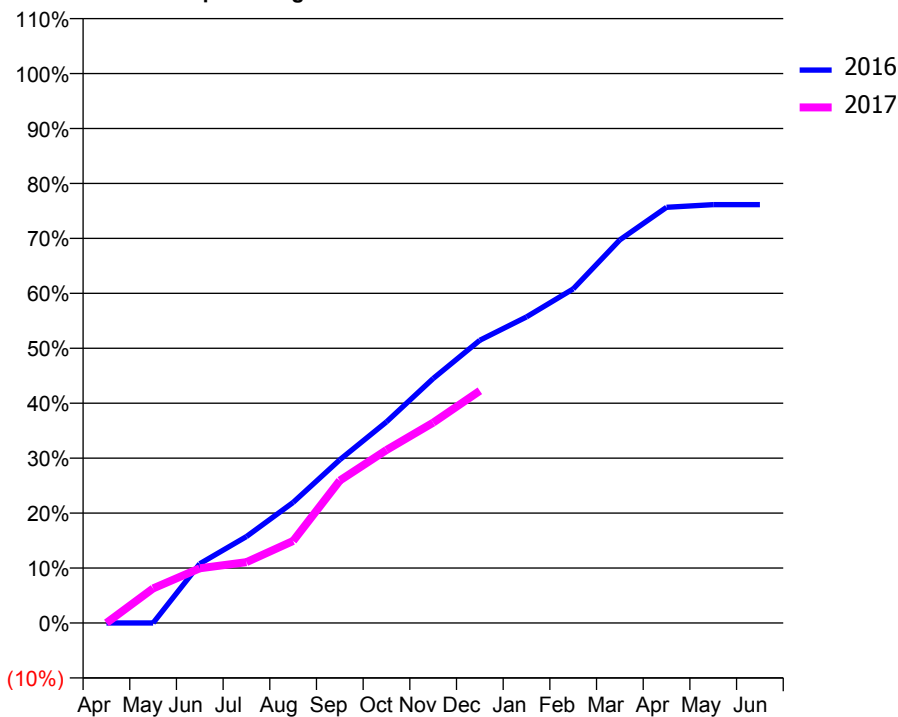
ACCESS*

Patients seen in 24 months	Total	Change since previous quarter
Quarter ending December 2015	287	
Quarter ending March 2016	284	↓
Quarter ending June 2016	279	↓
Quarter ending September 2016	286	↑
Quarter ending December 2016	290	→
Variance since December 2015	1.0%	→



ACTIVITY

Cumulative percentage of contracted UDA delivered 2016 & 2017



Month	Adjusted Scheduled Activity (UDA)	
	2016	2017
April	0	0
May	0	52
June	89	83
July	130	92
August	182	124
September	246	215
October	303	261
November	369	302
December	427	350
January	462	
February	504	
March	578	
April	627	
May	631	
June	631	

QUALITY

	Quantity	Base Number	Contract	AT	Region	England
% of FP17s for the same patient ID Re-attending within 3 months - Children	13	323	4.0%	10.5%	12.1%	12.4%
% of FP17s for the same patient ID Re-attending within 3 months - Adults	0	0	N/A	14.2%	15.9%	16.6%
% of FP17s for the same patient ID Re-attending between 3 & 9 months - Children	239	323	74.0%	59.2%	58.6%	57.5%
% of FP17s for the same patient ID Re-attending between 3 & 9 months - Adults	0	0	N/A	54.1%	51.5%	50.4%
% of FP17s for Band 1 Urgent Courses	7	289	2.4%	7.2%	8.0%	9.1%
% of FP17s Relating to Free Repair or Replacements	0	289	0.0%	0.9%	0.8%	0.8%
% of FP17s Relating to Continuations	0	289	0.0%	1.4%	1.2%	1.3%
% of Patients satisfied with the dentistry they have received	0	0	N/A	93.3%	92.8%	92.7%
% of Patients satisfied with the time they had to wait for an appointment	0	0	N/A	89.9%	89.2%	88.8%

* This is based on patients treated on this contract for their most recent course of treatment. Figures in italics indicate the base number of FP17s or Patient Questionnaire responses are less than 100. N/A is shown where the base number of responses is less than 10 during the period. % is calculated as Quantity/Base number*100

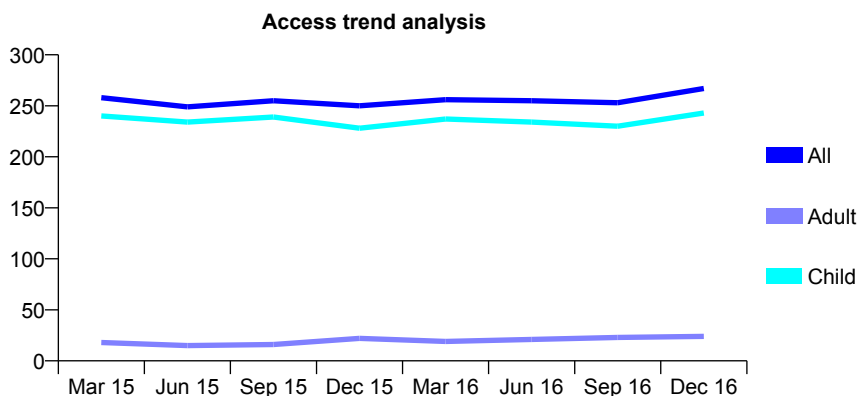
Q60 - Vital Signs At a Glance Contract Report for 679933/0001 - December 2016

Name or company name	MR CE BROOME
Contract type name	GDS Contract
Purpose of contract	General
Contract start date	01/04/2006
Contract end date	

16/17 Contracted general activity (UDA)	315
Carry forward general activity (UDA)	-6
16/17 Contracted orthodontic activity (UOA)	0
Carry forward orthodontic activity (UOA)	0
Baseline contract value	£7,848.38

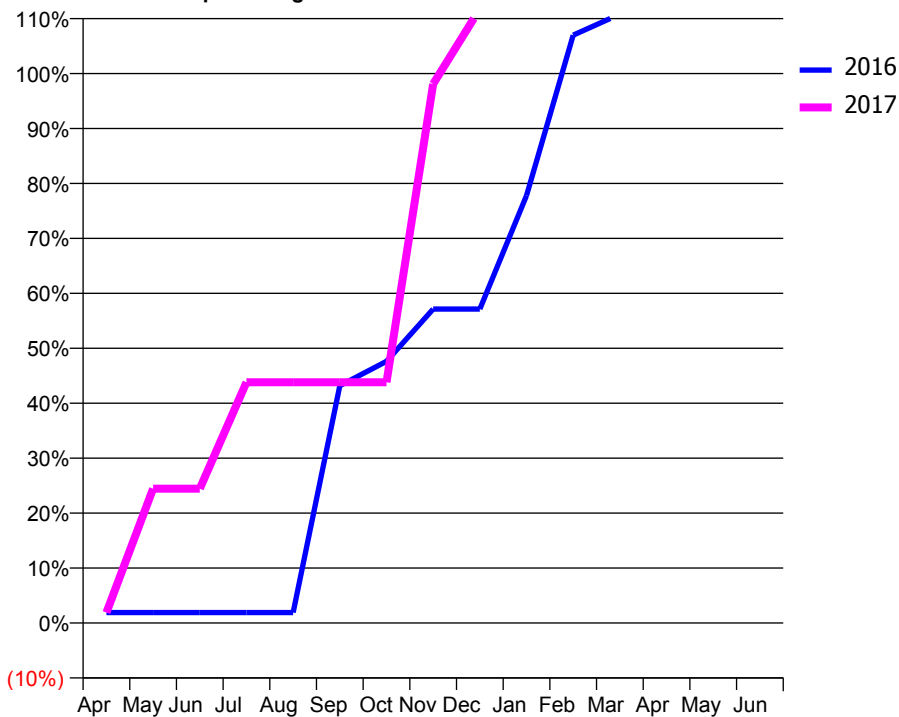
ACCESS*

Patients seen in 24 months	Total	Change since previous quarter
Quarter ending December 2015	250	
Quarter ending March 2016	256	↑
Quarter ending June 2016	255	→
Quarter ending September 2016	253	→
Quarter ending December 2016	267	↑
Variance since December 2015	6.8%	↑



ACTIVITY

Cumulative percentage of contracted UDA delivered 2016 & 2017



Month	Adjusted Scheduled Activity (UDA)	
	2016	2017
April	6	6
May	6	77
June	6	77
July	6	138
August	6	138
September	136	138
October	150	138
November	180	309
December	180	352
January	245	
February	337	
March	349	
April	382	
May	393	
June	393	

QUALITY

	Quantity	Base Number	Contract	AT	Region	England
% of FP17s for the same patient ID Re-attending within 3 months - Children	17	310	5.5%	10.5%	12.1%	12.4%
% of FP17s for the same patient ID Re-attending within 3 months - Adults	0	0	N/A	14.2%	15.9%	16.6%
% of FP17s for the same patient ID Re-attending between 3 & 9 months - Children	212	310	68.4%	59.2%	58.6%	57.5%
% of FP17s for the same patient ID Re-attending between 3 & 9 months - Adults	0	0	N/A	54.1%	51.5%	50.4%
% of FP17s for Band 1 Urgent Courses	0	272	0.0%	7.2%	8.0%	9.1%
% of FP17s Relating to Free Repair or Replacements	0	272	0.0%	0.9%	0.8%	0.8%
% of FP17s Relating to Continuations	0	272	0.0%	1.4%	1.2%	1.3%
% of Patients satisfied with the dentistry they have received	0	0	N/A	93.3%	92.8%	92.7%
% of Patients satisfied with the time they had to wait for an appointment	0	0	N/A	89.9%	89.2%	88.8%

* This is based on patients treated on this contract for their most recent course of treatment. Figures in italics indicate the base number of FP17s or Patient Questionnaire responses are less than 100. N/A is shown where the base number of responses is less than 10 during the period. % is calculated as Quantity/Base number*100

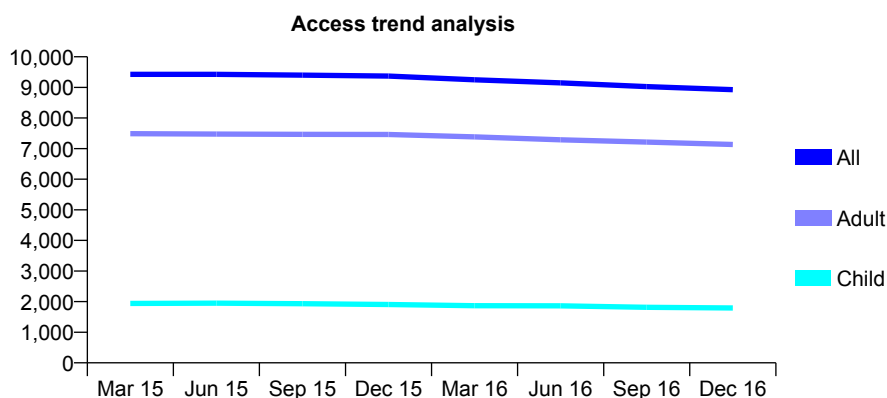
Q60 - Vital Signs At a Glance Contract Report for 680311/0001 - December 2016

Name or company name	MR D SINGH
Contract type name	GDS Contract
Purpose of contract	General
Contract start date	01/04/2006
Contract end date	

16/17 Contracted general activity (UDA)	25,500
Carry forward general activity (UDA)	284
16/17 Contracted orthodontic activity (UOA)	0
Carry forward orthodontic activity (UOA)	0
Baseline contract value	£615,341.36

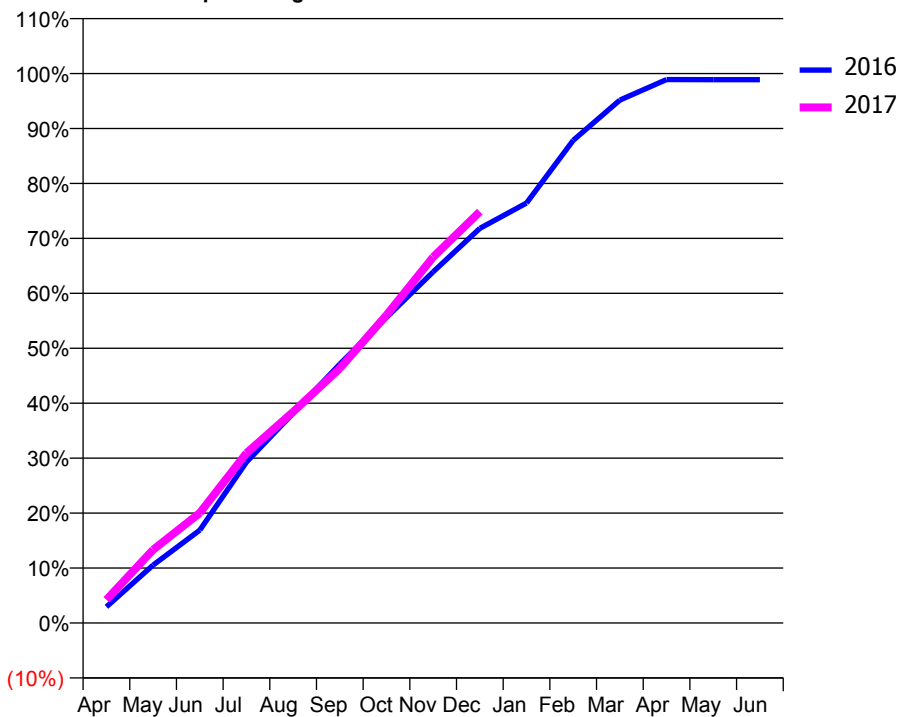
ACCESS*

Patients seen in 24 months	Total	Change since previous quarter
Quarter ending December 2015	9,370	
Quarter ending March 2016	9,250	↓
Quarter ending June 2016	9,150	↓
Quarter ending September 2016	9,028	↓
Quarter ending December 2016	8,928	↓
Variance since December 2015	(4.7%)	↓



ACTIVITY

Cumulative percentage of contracted UDA delivered 2016 & 2017



Month	Adjusted Scheduled Activity (UDA)	
	2016	2017
April	751	1,078
May	2,691	3,401
June	4,311	5,111
July	7,464	7,889
August	9,735	9,801
September	12,017	11,816
October	14,179	14,292
November	16,294	16,980
December	18,311	19,085
January	19,492	
February	22,395	
March	24,269	
April	25,220	
May	25,215	
June	25,216	

QUALITY

	Quantity	Base Number	Contract	AT	Region	England
% of FP17s for the same patient ID Re-attending within 3 months - Children	224	2,123	10.6%	10.5%	12.1%	12.4%
% of FP17s for the same patient ID Re-attending within 3 months - Adults	1,266	8,142	15.5%	14.2%	15.9%	16.6%
% of FP17s for the same patient ID Re-attending between 3 & 9 months - Children	1,360	2,123	64.1%	59.2%	58.6%	57.5%
% of FP17s for the same patient ID Re-attending between 3 & 9 months - Adults	5,023	8,142	61.7%	54.1%	51.5%	50.4%
% of FP17s for Band 1 Urgent Courses	676	9,142	7.4%	7.2%	8.0%	9.1%
% of FP17s Relating to Free Repair or Replacements	140	9,142	1.5%	0.9%	0.8%	0.8%
% of FP17s Relating to Continuations	50	9,142	0.5%	1.4%	1.2%	1.3%
% of Patients satisfied with the dentistry they have received	16	18	88.9%	93.3%	92.8%	92.7%
% of Patients satisfied with the time they had to wait for an appointment	17	18	94.4%	89.9%	89.2%	88.8%

* This is based on patients treated on this contract for their most recent course of treatment. Figures in italics indicate the base number of FP17s or Patient Questionnaire responses are less than 100. N/A is shown where the base number of responses is less than 10 during the period. % is calculated as Quantity/Base number*100

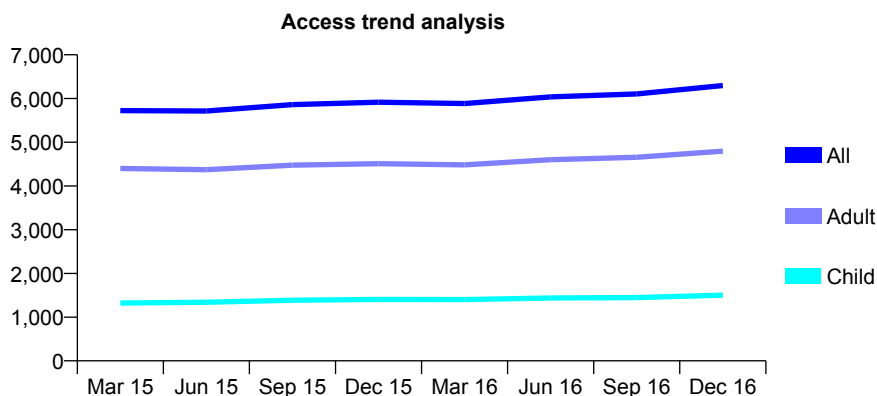
Q60 - Vital Signs At a Glance Contract Report for 680311/0002 - December 2016

Name or company name	MR D SINGH
Contract type name	PDS Plus Contract
Purpose of contract	General
Contract start date	01/10/2010
Contract end date	30/09/2020

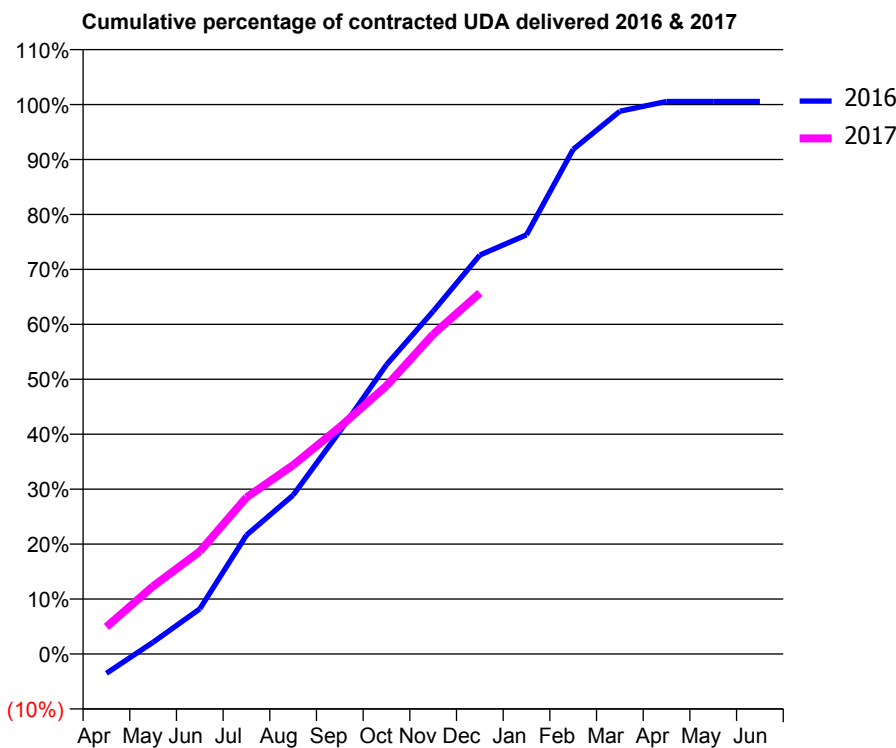
16/17 Contracted general activity (UDA)	23,867
Carry forward general activity (UDA)	0
16/17 Contracted orthodontic activity (UOA)	0
Carry forward orthodontic activity (UOA)	0
Baseline contract value	£591,807.94

ACCESS*

Patients seen in 24 months	Total	Change since previous quarter
Quarter ending December 2015	5,917	
Quarter ending March 2016	5,884	→
Quarter ending June 2016	6,038	↑
Quarter ending September 2016	6,105	→
Quarter ending December 2016	6,296	↑
Variance since December 2015	6.4%	↑



ACTIVITY



Month	Adjusted Scheduled Activity (UDA)	
	2016	2017
April	-592	1,177
May	358	2,944
June	1,373	4,460
July	3,615	6,801
August	4,835	8,201
September	6,771	9,860
October	8,803	11,650
November	10,426	13,884
December	12,135	15,682
January	12,753	
February	15,354	
March	16,514	
April	16,809	
May	16,807	
June	16,807	

QUALITY

	Quantity	Base Number	Contract	AT	Region	England
% of FP17s for the same patient ID Re-attending within 3 months - Children	285	2,422	11.8%	10.5%	12.1%	12.4%
% of FP17s for the same patient ID Re-attending within 3 months - Adults	534	5,514	9.7%	14.2%	15.9%	16.6%
% of FP17s for the same patient ID Re-attending between 3 & 9 months - Children	1,670	2,422	69.0%	59.2%	58.6%	57.5%
% of FP17s for the same patient ID Re-attending between 3 & 9 months - Adults	3,474	5,514	63.0%	54.1%	51.5%	50.4%
% of FP17s for Band 1 Urgent Courses	112	7,730	1.4%	7.2%	8.0%	9.1%
% of FP17s Relating to Free Repair or Replacements	142	7,730	1.8%	0.9%	0.8%	0.8%
% of FP17s Relating to Continuations	92	7,730	1.2%	1.4%	1.2%	1.3%
% of Patients satisfied with the dentistry they have received	23	26	88.5%	93.3%	92.8%	92.7%
% of Patients satisfied with the time they had to wait for an appointment	26	26	100.0%	89.9%	89.2%	88.8%

* This is based on patients treated on this contract for their most recent course of treatment. Figures in italics indicate the base number of FP17s or Patient Questionnaire responses are less than 100. N/A is shown where the base number of responses is less than 10 during the period. % is calculated as Quantity/Base number*100

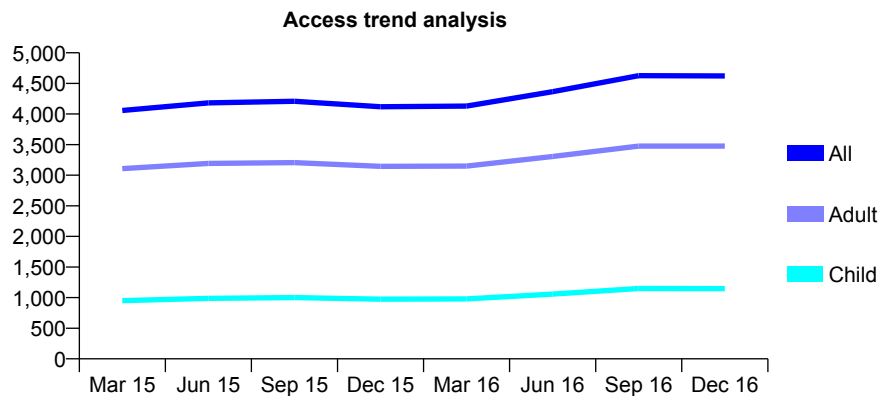
Q60 - Vital Signs At a Glance Contract Report for 682365/0010 - December 2016

Name or company name	MR QM JAFFRI
Contract type name	GDS Contract
Purpose of contract	General
Contract start date	01/03/2011
Contract end date	

16/17 Contracted general activity (UDA)	15,480
Carry forward general activity (UDA)	0
16/17 Contracted orthodontic activity (UOA)	0
Carry forward orthodontic activity (UOA)	0
Baseline contract value	£412,554.46

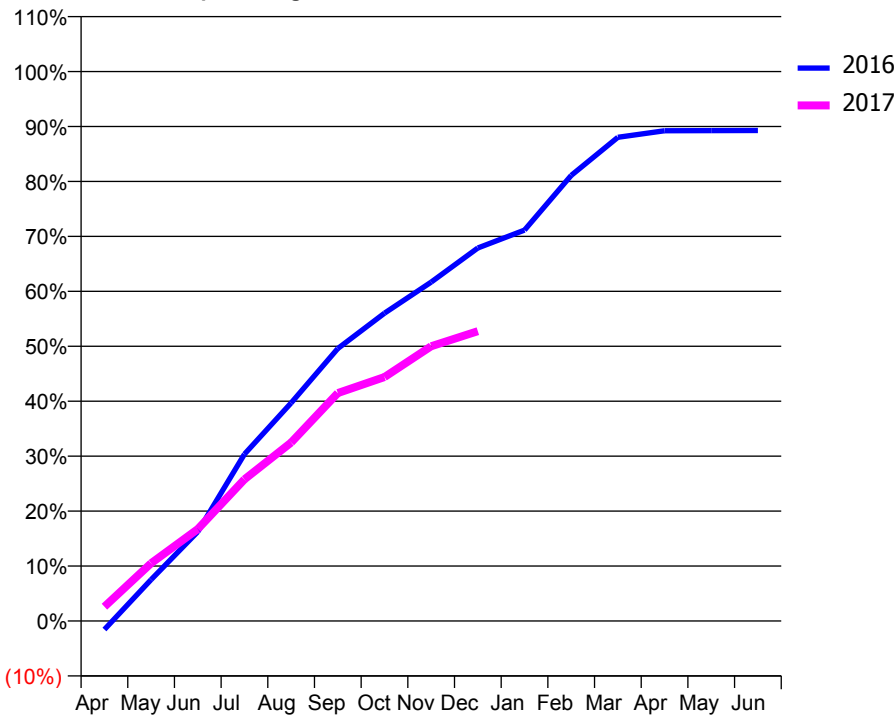
ACCESS*

Patients seen in 24 months	Total	Change since previous quarter
Quarter ending December 2015	4,119	
Quarter ending March 2016	4,130	→
Quarter ending June 2016	4,364	↑
Quarter ending September 2016	4,626	↑
Quarter ending December 2016	4,623	→
Variance since December 2015	12.2%	↑



ACTIVITY

Cumulative percentage of contracted UDA delivered 2016 & 2017



Month	Adjusted Scheduled Activity (UDA)	
	2016	2017
April	-189	404
May	904	1,630
June	1,948	2,590
July	3,646	3,992
August	4,763	5,030
September	5,951	6,422
October	6,723	6,874
November	7,400	7,742
December	8,146	8,167
January	8,537	
February	9,730	
March	10,565	
April	10,706	
May	10,709	
June	10,711	

QUALITY

	Quantity	Base Number	Contract	AT	Region	England
% of FP17s for the same patient ID Re-attending within 3 months - Children	74	1,074	6.9%	10.5%	12.1%	12.4%
% of FP17s for the same patient ID Re-attending within 3 months - Adults	456	3,237	14.1%	14.2%	15.9%	16.6%
% of FP17s for the same patient ID Re-attending between 3 & 9 months - Children	439	1,074	40.9%	59.2%	58.6%	57.5%
% of FP17s for the same patient ID Re-attending between 3 & 9 months - Adults	1,303	3,237	40.3%	54.1%	51.5%	50.4%
% of FP17s for Band 1 Urgent Courses	343	4,237	8.1%	7.2%	8.0%	9.1%
% of FP17s Relating to Free Repair or Replacements	31	4,237	0.7%	0.9%	0.8%	0.8%
% of FP17s Relating to Continuations	59	4,237	1.4%	1.4%	1.2%	1.3%
% of Patients satisfied with the dentistry they have received	3	4	N/A	93.3%	92.8%	92.7%
% of Patients satisfied with the time they had to wait for an appointment	4	4	N/A	89.9%	89.2%	88.8%

* This is based on patients treated on this contract for their most recent course of treatment. Figures in italics indicate the base number of FP17s or Patient Questionnaire responses are less than 100. N/A is shown where the base number of responses is less than 10 during the period. % is calculated as Quantity/Base number*100

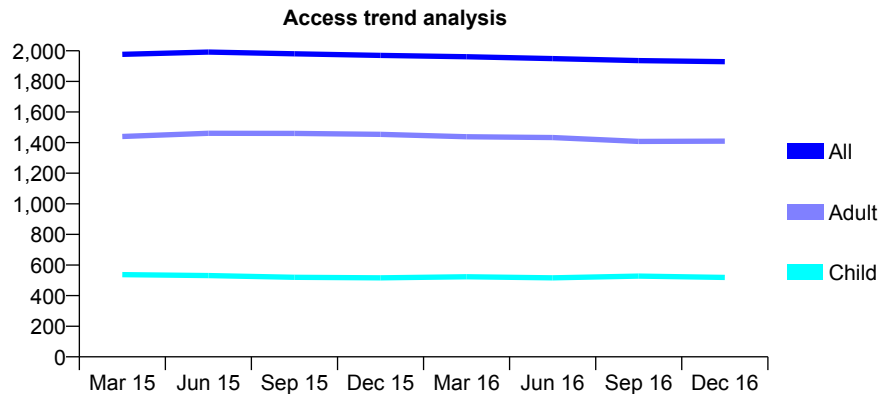
Q60 - Vital Signs At a Glance Contract Report for 690872/0001 - December 2016

Name or company name	MR NS RAI
Contract type name	GDS Contract
Purpose of contract	General
Contract start date	04/09/2006
Contract end date	

16/17 Contracted general activity (UDA)	7,200
Carry forward general activity (UDA)	93
16/17 Contracted orthodontic activity (UOA)	0
Carry forward orthodontic activity (UOA)	0
Baseline contract value	£175,543.16

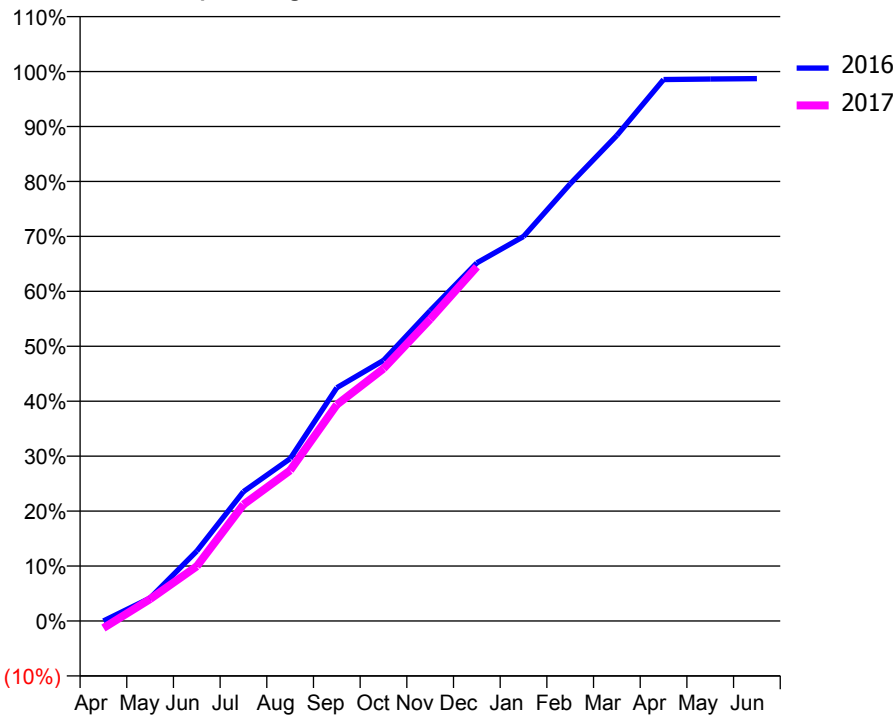
ACCESS*

Patients seen in 24 months	Total	Change since previous quarter
Quarter ending December 2015	1,970	
Quarter ending March 2016	1,961	→
Quarter ending June 2016	1,949	→
Quarter ending September 2016	1,936	→
Quarter ending December 2016	1,929	→
Variance since December 2015	(2.1%)	↓



ACTIVITY

Cumulative percentage of contracted UDA delivered 2016 & 2017



Month	Adjusted Scheduled Activity (UDA)	
	2016	2017
April	-0	-93
May	301	288
June	916	717
July	1,696	1,526
August	2,127	1,974
September	3,057	2,835
October	3,415	3,307
November	4,067	3,954
December	4,691	4,641
January	5,038	
February	5,728	
March	6,363	
April	7,095	
May	7,101	
June	7,107	

QUALITY

	Quantity	Base Number	Contract	AT	Region	England
% of FP17s for the same patient ID Re-attending within 3 months - Children	54	586	9.2%	10.5%	12.1%	12.4%
% of FP17s for the same patient ID Re-attending within 3 months - Adults	198	1,472	13.5%	14.2%	15.9%	16.6%
% of FP17s for the same patient ID Re-attending between 3 & 9 months - Children	349	586	59.6%	59.2%	58.6%	57.5%
% of FP17s for the same patient ID Re-attending between 3 & 9 months - Adults	779	1,472	52.9%	54.1%	51.5%	50.4%
% of FP17s for Band 1 Urgent Courses	140	1,764	7.9%	7.2%	8.0%	9.1%
% of FP17s Relating to Free Repair or Replacements	23	1,764	1.3%	0.9%	0.8%	0.8%
% of FP17s Relating to Continuations	30	1,764	1.7%	1.4%	1.2%	1.3%
% of Patients satisfied with the dentistry they have received	5	5	N/A	93.3%	92.8%	92.7%
% of Patients satisfied with the time they had to wait for an appointment	5	5	N/A	89.9%	89.2%	88.8%

* This is based on patients treated on this contract for their most recent course of treatment. Figures in italics indicate the base number of FP17s or Patient Questionnaire responses are less than 100. N/A is shown where the base number of responses is less than 10 during the period. % is calculated as Quantity/Base number*100

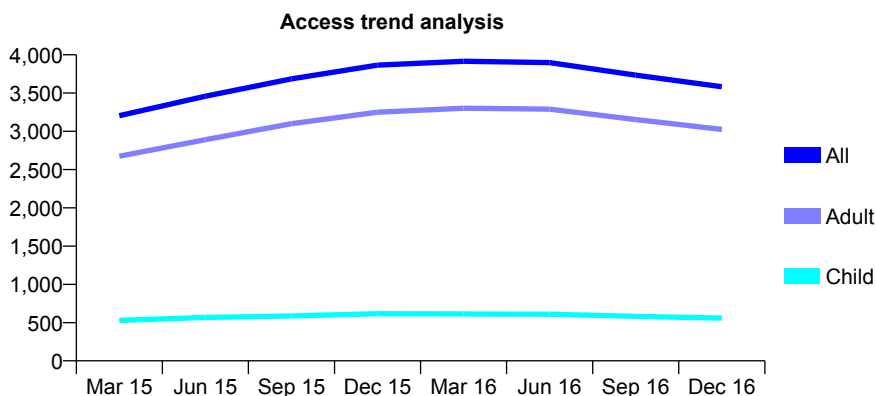
Q60 - Vital Signs At a Glance Contract Report for 713864/0001 - December 2016

Name or company name	MR VK TOORAY
Contract type name	GDS Contract
Purpose of contract	General
Contract start date	01/06/2014
Contract end date	

16/17 Contracted general activity (UDA)	12,058
Carry forward general activity (UDA)	-241
16/17 Contracted orthodontic activity (UOA)	0
Carry forward orthodontic activity (UOA)	0
Baseline contract value	£224,730.70

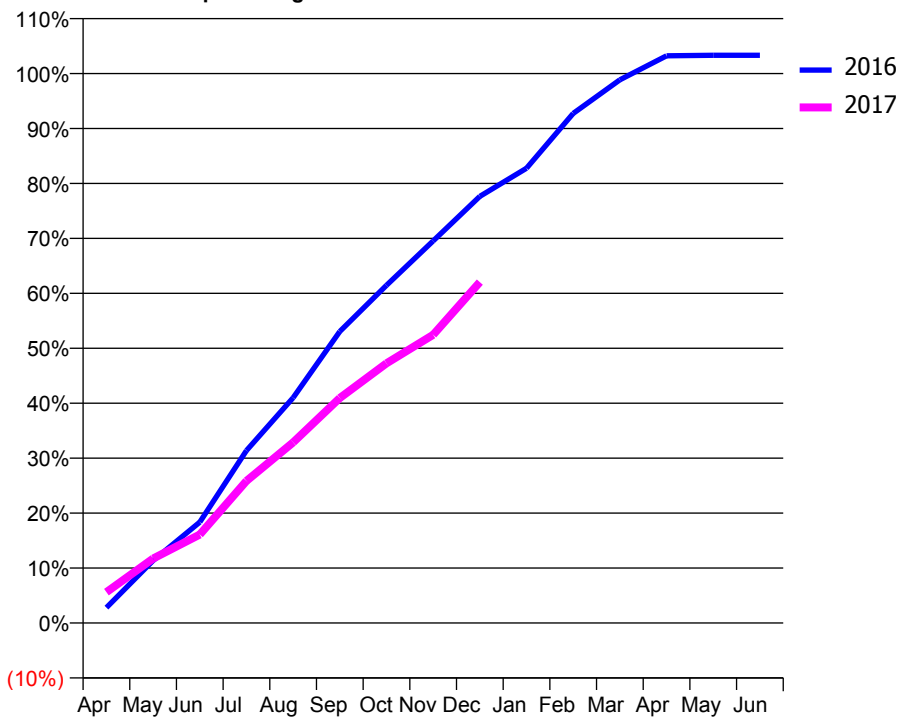
ACCESS*

Patients seen in 24 months	Total	Change since previous quarter
Quarter ending December 2015	3,865	
Quarter ending March 2016	3,915	→
Quarter ending June 2016	3,898	→
Quarter ending September 2016	3,735	↓
Quarter ending December 2016	3,583	↓
Variance since December 2015	(7.3%)	↓



ACTIVITY

Cumulative percentage of contracted UDA delivered 2016 & 2017



Month	Adjusted Scheduled Activity (UDA)	
	2016	2017
April	338	677
May	1,371	1,415
June	2,213	1,941
July	3,786	3,118
August	4,944	3,962
September	6,397	4,939
October	7,411	5,698
November	8,384	6,326
December	9,362	7,480
January	9,979	
February	11,182	
March	11,918	
April	12,446	
May	12,458	
June	12,458	

QUALITY

	Quantity	Base Number	Contract	AT	Region	England
% of FP17s for the same patient ID Re-attending within 3 months - Children	28	564	5.0%	10.5%	12.1%	12.4%
% of FP17s for the same patient ID Re-attending within 3 months - Adults	334	3,062	10.9%	14.2%	15.9%	16.6%
% of FP17s for the same patient ID Re-attending between 3 & 9 months - Children	358	564	63.5%	59.2%	58.6%	57.5%
% of FP17s for the same patient ID Re-attending between 3 & 9 months - Adults	1,974	3,062	64.5%	54.1%	51.5%	50.4%
% of FP17s for Band 1 Urgent Courses	259	3,346	7.7%	7.2%	8.0%	9.1%
% of FP17s Relating to Free Repair or Replacements	2	3,346	0.1%	0.9%	0.8%	0.8%
% of FP17s Relating to Continuations	26	3,346	0.8%	1.4%	1.2%	1.3%
% of Patients satisfied with the dentistry they have received	10	12	83.3%	93.3%	92.8%	92.7%
% of Patients satisfied with the time they had to wait for an appointment	9	12	75.0%	89.9%	89.2%	88.8%

* This is based on patients treated on this contract for their most recent course of treatment. Figures in italics indicate the base number of FP17s or Patient Questionnaire responses are less than 100. N/A is shown where the base number of responses is less than 10 during the period. % is calculated as Quantity/Base number*100

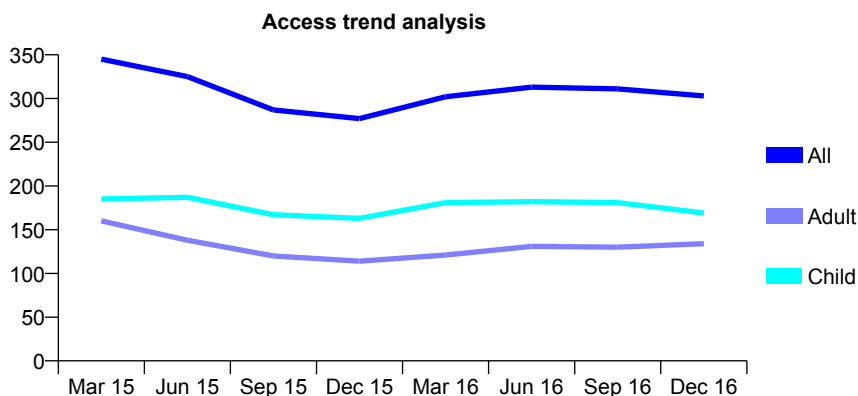
Q60 - Vital Signs At a Glance Contract Report for 724149/0003 - December 2016

Name or company name	MR RJ GATENBY
Contract type name	GDS Contract
Purpose of contract	General and Orthodontic
Contract start date	21/09/2009
Contract end date	

16/17 Contracted general activity (UDA)	1,662
Carry forward general activity (UDA)	0
16/17 Contracted orthodontic activity (UOA)	330
Carry forward orthodontic activity (UOA)	0
Baseline contract value	£69,887.57

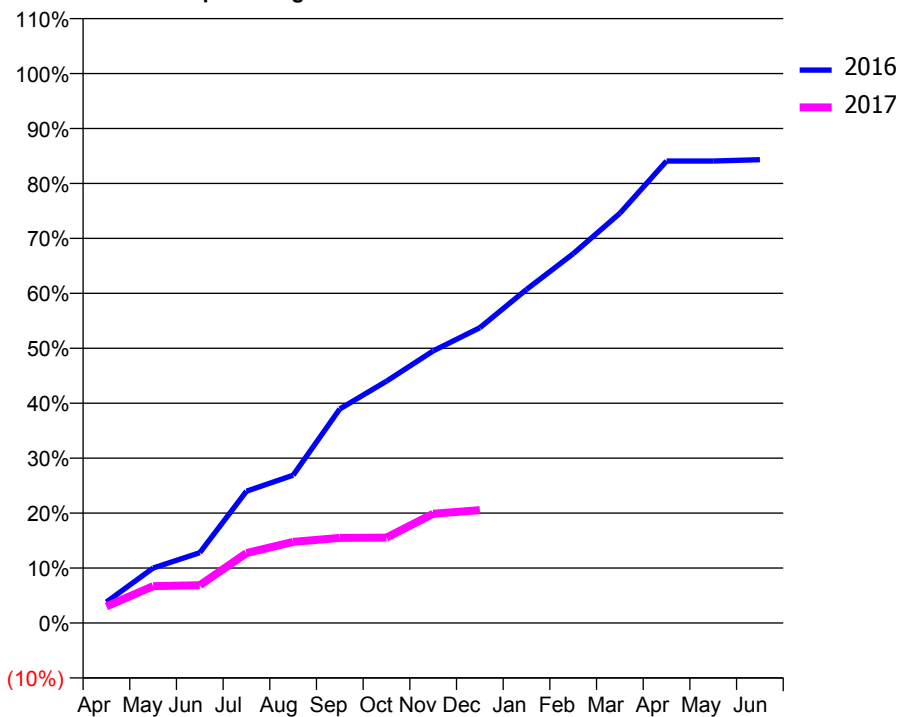
ACCESS*

Patients seen in 24 months	Total	Change since previous quarter
Quarter ending December 2015	277	
Quarter ending March 2016	302	↑
Quarter ending June 2016	313	↑
Quarter ending September 2016	311	→
Quarter ending December 2016	303	↓
Variance since December 2015	9.4%	↑



ACTIVITY

Cumulative percentage of contracted UDA delivered 2016 & 2017



Adjusted Scheduled Activity (UDA)

Month	2016	2017
April	33	50
May	86	111
June	110	114
July	207	211
August	232	245
September	336	257
October	379	258
November	427	330
December	463	341
January	523	
February	579	
March	643	
April	725	
May	725	
June	727	

QUALITY

	Quantity	Base Number	Contract	AT	Region	England
% of FP17s for the same patient ID Re-attending within 3 months - Children	40	212	18.9%	10.5%	12.1%	12.4%
% of FP17s for the same patient ID Re-attending within 3 months - Adults	5	82	6.1%	14.2%	15.9%	16.6%
% of FP17s for the same patient ID Re-attending between 3 & 9 months - Children	82	212	38.7%	59.2%	58.6%	57.5%
% of FP17s for the same patient ID Re-attending between 3 & 9 months - Adults	22	82	26.8%	54.1%	51.5%	50.4%
% of FP17s for Band 1 Urgent Courses	2	181	1.1%	7.2%	8.0%	9.1%
% of FP17s Relating to Free Repair or Replacements	0	181	0.0%	0.9%	0.8%	0.8%
% of FP17s Relating to Continuations	1	181	0.6%	1.4%	1.2%	1.3%
% of Patients satisfied with the dentistry they have received	1	1	N/A	93.3%	92.8%	92.7%
% of Patients satisfied with the time they had to wait for an appointment	1	1	N/A	89.9%	89.2%	88.8%

* This is based on patients treated on this contract for their most recent course of treatment. Figures in italics indicate the base number of FP17s or Patient Questionnaire responses are less than 100. N/A is shown where the base number of responses is less than 10 during the period. % is calculated as Quantity/Base number*100

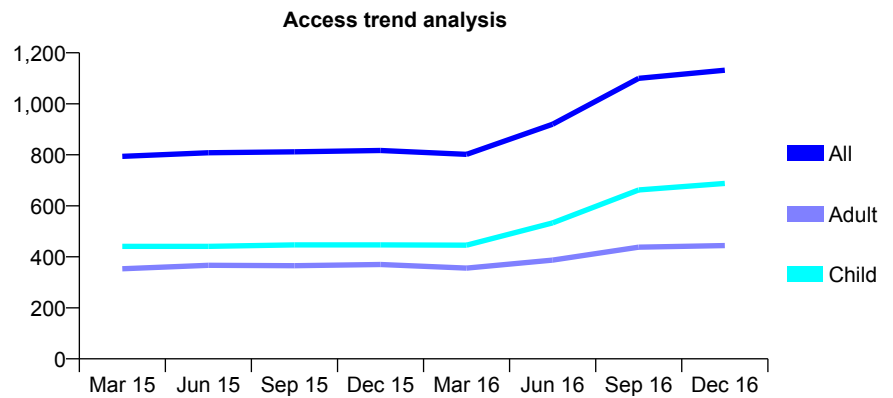
Q60 - Vital Signs At a Glance Contract Report for 725315/0001 - December 2016

Name or company name	MR IK JARRETT
Contract type name	GDS Contract
Purpose of contract	General
Contract start date	01/04/2006
Contract end date	

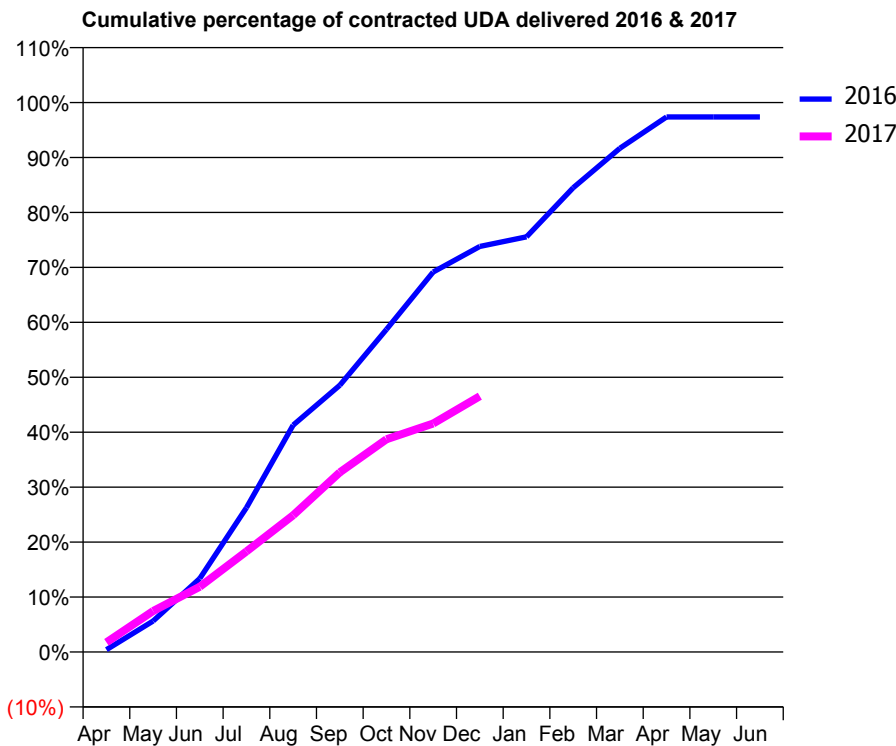
16/17 Contracted general activity (UDA)	4,451
Carry forward general activity (UDA)	0
16/17 Contracted orthodontic activity (UOA)	0
Carry forward orthodontic activity (UOA)	0
Baseline contract value	£93,818.48

ACCESS*

Patients seen in 24 months	Total	Change since previous quarter
Quarter ending December 2015	817	
Quarter ending March 2016	802	↓
Quarter ending June 2016	920	↑
Quarter ending September 2016	1,100	↑
Quarter ending December 2016	1,132	↑
Variance since December 2015	38.6%	↑



ACTIVITY



Month	Adjusted Scheduled Activity (UDA)	
	2016	2017
April	10	78
May	130	332
June	309	528
July	605	815
August	952	1,108
September	1,119	1,456
October	1,354	1,723
November	1,594	1,851
December	1,701	2,073
January	1,741	
February	1,948	
March	2,113	
April	2,245	
May	2,245	
June	2,245	

QUALITY

	Quantity	Base Number	Contract	AT	Region	England
% of FP17s for the same patient ID Re-attending within 3 months - Children	43	805	5.3%	10.5%	12.1%	12.4%
% of FP17s for the same patient ID Re-attending within 3 months - Adults	60	431	13.9%	14.2%	15.9%	16.6%
% of FP17s for the same patient ID Re-attending between 3 & 9 months - Children	308	805	38.3%	59.2%	58.6%	57.5%
% of FP17s for the same patient ID Re-attending between 3 & 9 months - Adults	189	431	43.9%	54.1%	51.5%	50.4%
% of FP17s for Band 1 Urgent Courses	48	1,175	4.1%	7.2%	8.0%	9.1%
% of FP17s Relating to Free Repair or Replacements	0	1,175	0.0%	0.9%	0.8%	0.8%
% of FP17s Relating to Continuations	0	1,175	0.0%	1.4%	1.2%	1.3%
% of Patients satisfied with the dentistry they have received	0	0	N/A	93.3%	92.8%	92.7%
% of Patients satisfied with the time they had to wait for an appointment	0	0	N/A	89.9%	89.2%	88.8%

* This is based on patients treated on this contract for their most recent course of treatment. Figures in italics indicate the base number of FP17s or Patient Questionnaire responses are less than 100. N/A is shown where the base number of responses is less than 10 during the period. % is calculated as Quantity/Base number*100

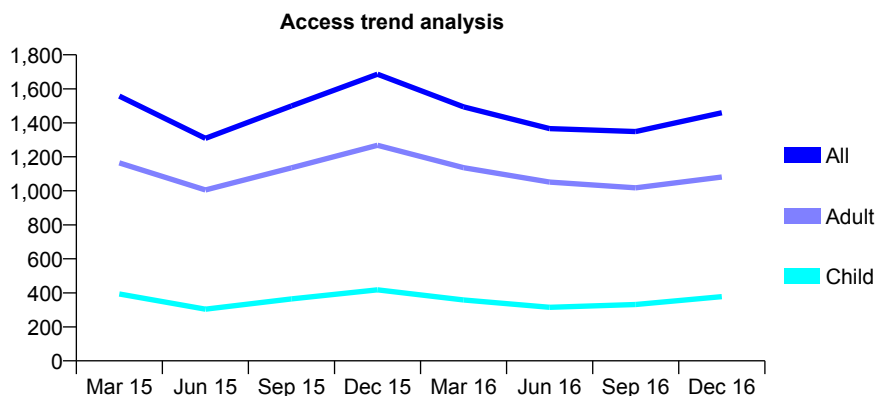
Q60 - Vital Signs At a Glance Contract Report for 725447/0001 - December 2016

Name or company name	MR PJ MIDDLETON
Contract type name	GDS Contract
Purpose of contract	General
Contract start date	01/04/2006
Contract end date	

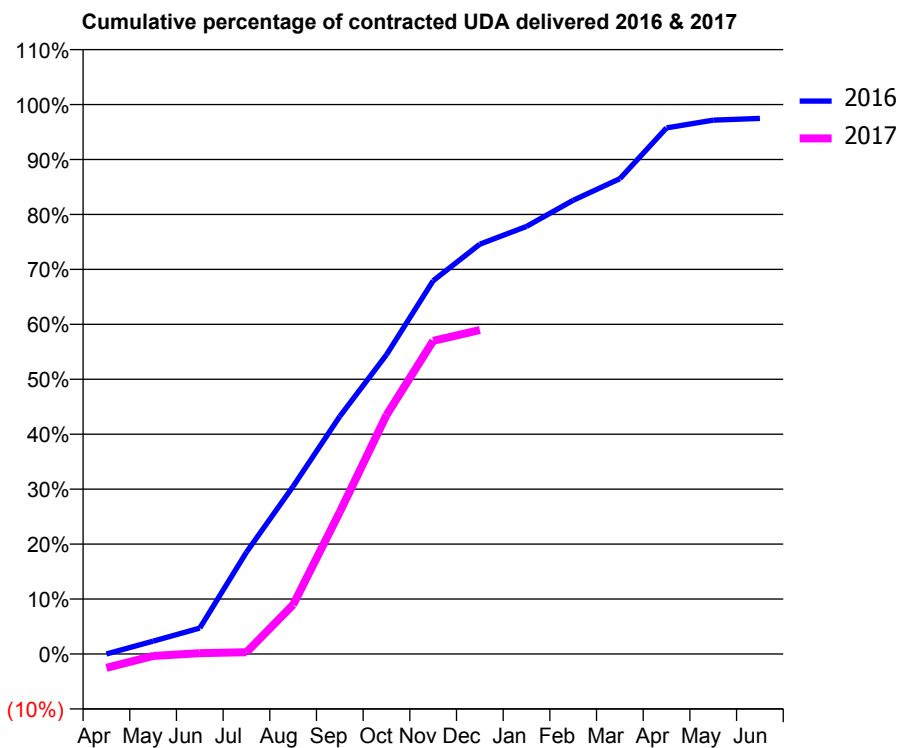
16/17 Contracted general activity (UDA)	3,956
Carry forward general activity (UDA)	100
16/17 Contracted orthodontic activity (UOA)	0
Carry forward orthodontic activity (UOA)	0
Baseline contract value	£96,138.69

ACCESS*

Patients seen in 24 months	Total	Change since previous quarter
Quarter ending December 2015	1,686	
Quarter ending March 2016	1,494	↓
Quarter ending June 2016	1,366	↓
Quarter ending September 2016	1,349	↓
Quarter ending December 2016	1,459	↑
Variance since December 2015	(13.5%)	↓



ACTIVITY



Month	Adjusted Scheduled Activity (UDA)	
	2016	2017
April	0	-100
May	93	-15
June	187	6
July	733	13
August	1,207	354
September	1,711	1,023
October	2,155	1,720
November	2,688	2,255
December	2,951	2,332
January	3,078	
February	3,266	
March	3,422	
April	3,788	
May	3,844	
June	3,856	

QUALITY

	Quantity	Base Number	Contract	AT	Region	England
% of FP17s for the same patient ID Re-attending within 3 months - Children	9	350	2.6%	10.5%	12.1%	12.4%
% of FP17s for the same patient ID Re-attending within 3 months - Adults	80	1,019	7.9%	14.2%	15.9%	16.6%
% of FP17s for the same patient ID Re-attending between 3 & 9 months - Children	81	350	23.1%	59.2%	58.6%	57.5%
% of FP17s for the same patient ID Re-attending between 3 & 9 months - Adults	341	1,019	33.5%	54.1%	51.5%	50.4%
% of FP17s for Band 1 Urgent Courses	57	1,179	4.8%	7.2%	8.0%	9.1%
% of FP17s Relating to Free Repair or Replacements	7	1,179	0.6%	0.9%	0.8%	0.8%
% of FP17s Relating to Continuations	4	1,179	0.3%	1.4%	1.2%	1.3%
% of Patients satisfied with the dentistry they have received	1	2	N/A	93.3%	92.8%	92.7%
% of Patients satisfied with the time they had to wait for an appointment	2	2	N/A	89.9%	89.2%	88.8%

* This is based on patients treated on this contract for their most recent course of treatment. Figures in italics indicate the base number of FP17s or Patient Questionnaire responses are less than 100. N/A is shown where the base number of responses is less than 10 during the period. % is calculated as Quantity/Base number*100

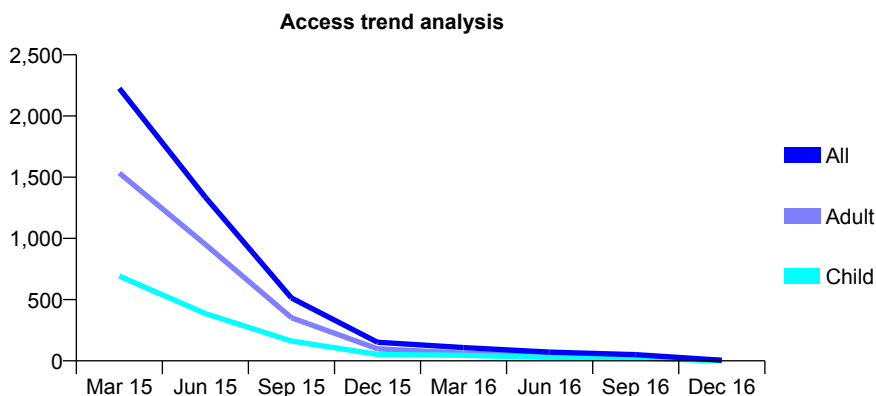
Q60 - Vital Signs At a Glance Contract Report for 732133/0002 - December 2016

Name or company name	MRS J PADEN
Contract type name	PDS Contract
Purpose of contract	General
Contract start date	01/04/2006
Contract end date	

16/17 Contracted general activity (UDA)	18,386
Carry forward general activity (UDA)	0
16/17 Contracted orthodontic activity (UOA)	0
Carry forward orthodontic activity (UOA)	0
Baseline contract value	£0.00

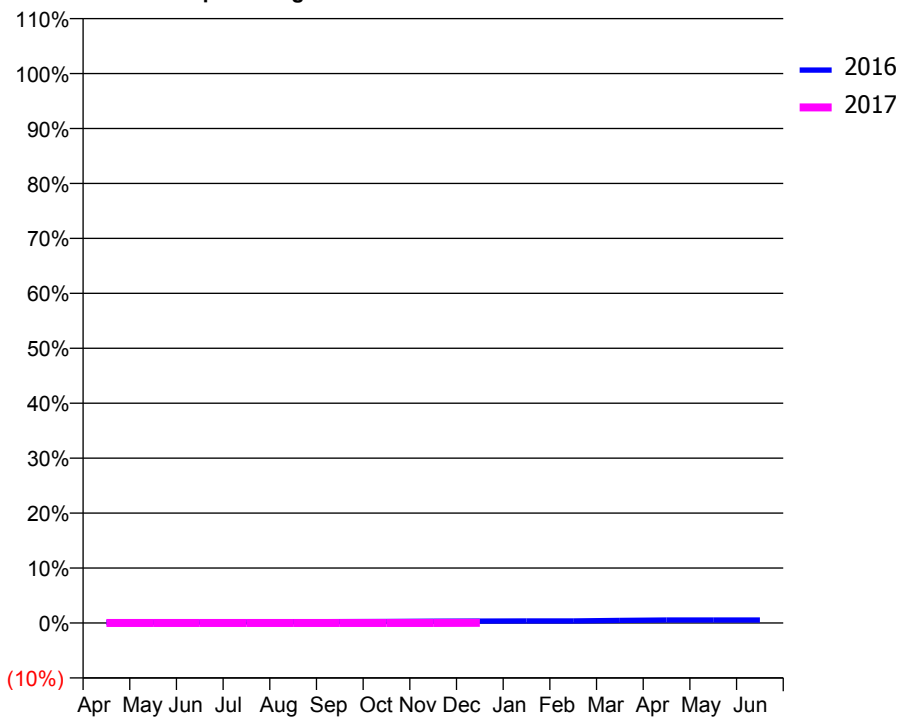
ACCESS*

Patients seen in 24 months	Total	Change since previous quarter
Quarter ending December 2015	152	
Quarter ending March 2016	108	↓
Quarter ending June 2016	71	↓
Quarter ending September 2016	51	↓
Quarter ending December 2016	5	↓
Variance since December 2015	(96.7%)	↓



ACTIVITY

Cumulative percentage of contracted UDA delivered 2016 & 2017



Adjusted Scheduled Activity (UDA)

Month	2016	2017
April	21	0
May	27	0
June	30	1
July	35	1
August	43	2
September	46	2
October	49	4
November	58	4
December	65	7
January	69	
February	69	
March	89	
April	101	
May	101	
June	101	

QUALITY

	Quantity	Base Number	Contract	AT	Region	England
% of FP17s for the same patient ID Re-attending within 3 months - Children	0	8	0.0%	10.5%	12.1%	12.4%
% of FP17s for the same patient ID Re-attending within 3 months - Adults	1	5	20.0%	14.2%	15.9%	16.6%
% of FP17s for the same patient ID Re-attending between 3 & 9 months - Children	1	8	12.5%	59.2%	58.6%	57.5%
% of FP17s for the same patient ID Re-attending between 3 & 9 months - Adults	1	5	20.0%	54.1%	51.5%	50.4%
% of FP17s for Band 1 Urgent Courses	3	4	75.0%	7.2%	8.0%	9.1%
% of FP17s Relating to Free Repair or Replacements	0	4	0.0%	0.9%	0.8%	0.8%
% of FP17s Relating to Continuations	0	4	0.0%	1.4%	1.2%	1.3%
% of Patients satisfied with the dentistry they have received	0	0	N/A	93.3%	92.8%	92.7%
% of Patients satisfied with the time they had to wait for an appointment	0	0	N/A	89.9%	89.2%	88.8%

* This is based on patients treated on this contract for their most recent course of treatment. Figures in italics indicate the base number of FP17s or Patient Questionnaire responses are less than 100. N/A is shown where the base number of responses is less than 10 during the period. % is calculated as Quantity/Base number*100

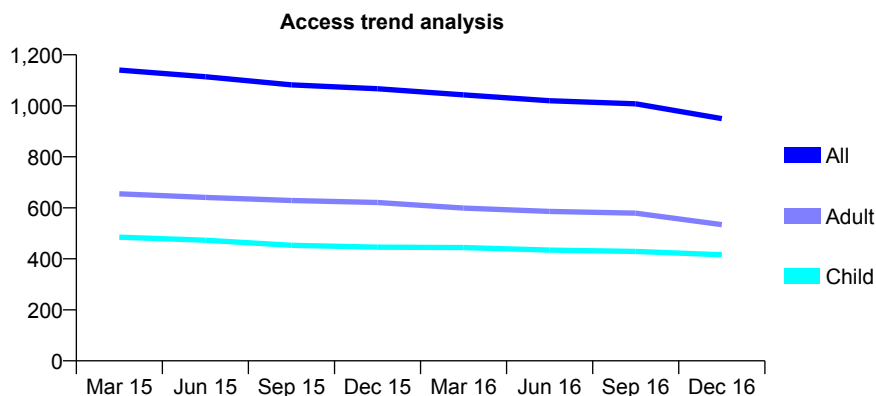
Q60 - Vital Signs At a Glance Contract Report for 732370/0001 - December 2016

Name or company name	MR AE WOODCOCK
Contract type name	GDS Contract
Purpose of contract	General
Contract start date	01/04/2006
Contract end date	

16/17 Contracted general activity (UDA)	2,550
Carry forward general activity (UDA)	0
16/17 Contracted orthodontic activity (UOA)	0
Carry forward orthodontic activity (UOA)	0
Baseline contract value	£68,202.10

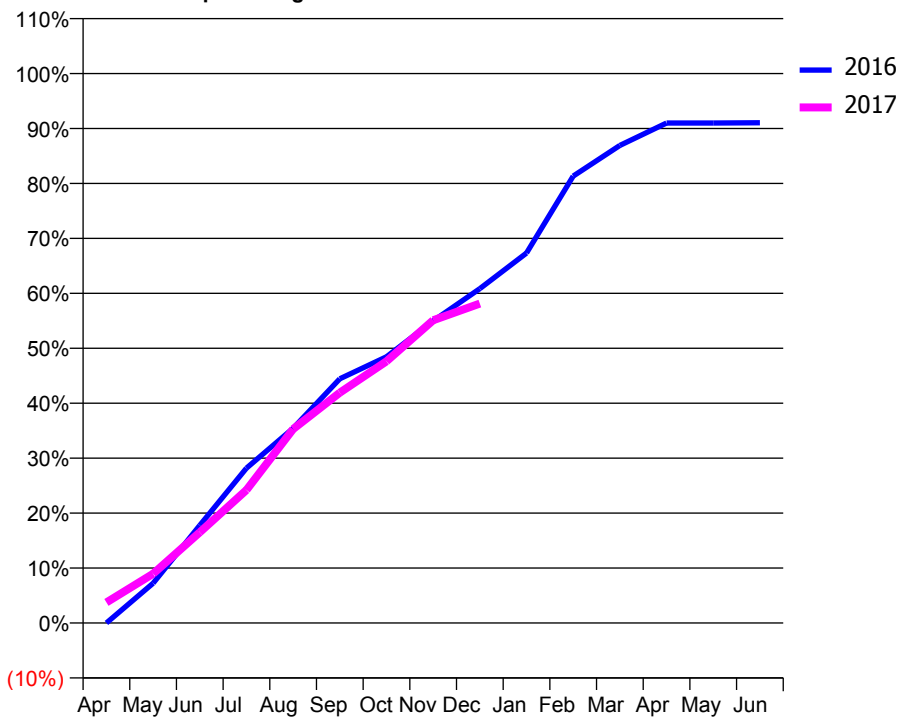
ACCESS*

Patients seen in 24 months	Total	Change since previous quarter
Quarter ending December 2015	1,067	
Quarter ending March 2016	1,043	↓
Quarter ending June 2016	1,020	↓
Quarter ending September 2016	1,008	↓
Quarter ending December 2016	950	↓
Variance since December 2015	(11.0%)	↓



ACTIVITY

Cumulative percentage of contracted UDA delivered 2016 & 2017



Adjusted Scheduled Activity (UDA)

Month	2016	2017
April	0	95
May	185	229
June	453	421
July	719	617
August	904	900
September	1,133	1,069
October	1,236	1,214
November	1,402	1,405
December	1,551	1,482
January	1,717	
February	2,074	
March	2,216	
April	2,320	
May	2,320	
June	2,321	

QUALITY

	Quantity	Base Number	Contract	AT	Region	England
% of FP17s for the same patient ID Re-attending within 3 months - Children	15	348	4.3%	10.5%	12.1%	12.4%
% of FP17s for the same patient ID Re-attending within 3 months - Adults	67	413	16.2%	14.2%	15.9%	16.6%
% of FP17s for the same patient ID Re-attending between 3 & 9 months - Children	58	348	16.7%	59.2%	58.6%	57.5%
% of FP17s for the same patient ID Re-attending between 3 & 9 months - Adults	95	413	23.0%	54.1%	51.5%	50.4%
% of FP17s for Band 1 Urgent Courses	27	699	3.9%	7.2%	8.0%	9.1%
% of FP17s Relating to Free Repair or Replacements	0	699	0.0%	0.9%	0.8%	0.8%
% of FP17s Relating to Continuations	23	699	3.3%	1.4%	1.2%	1.3%
% of Patients satisfied with the dentistry they have received	3	3	N/A	93.3%	92.8%	92.7%
% of Patients satisfied with the time they had to wait for an appointment	3	3	N/A	89.9%	89.2%	88.8%

* This is based on patients treated on this contract for their most recent course of treatment. Figures in italics indicate the base number of FP17s or Patient Questionnaire responses are less than 100. N/A is shown where the base number of responses is less than 10 during the period. % is calculated as Quantity/Base number*100

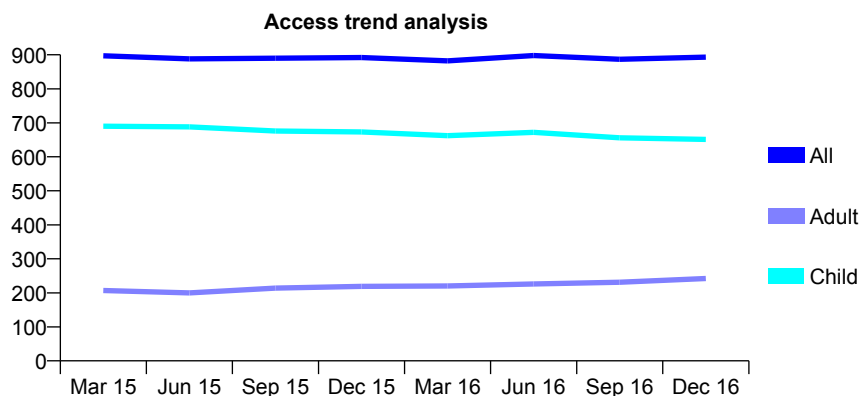
Q60 - Vital Signs At a Glance Contract Report for 739618/0001 - December 2016

Name or company name	MR J LAMPARD
Contract type name	GDS Contract
Purpose of contract	General and Orthodontic
Contract start date	01/04/2006
Contract end date	

16/17 Contracted general activity (UDA)	1,850
Carry forward general activity (UDA)	66
16/17 Contracted orthodontic activity (UOA)	38
Carry forward orthodontic activity (UOA)	0
Baseline contract value	£49,514.20

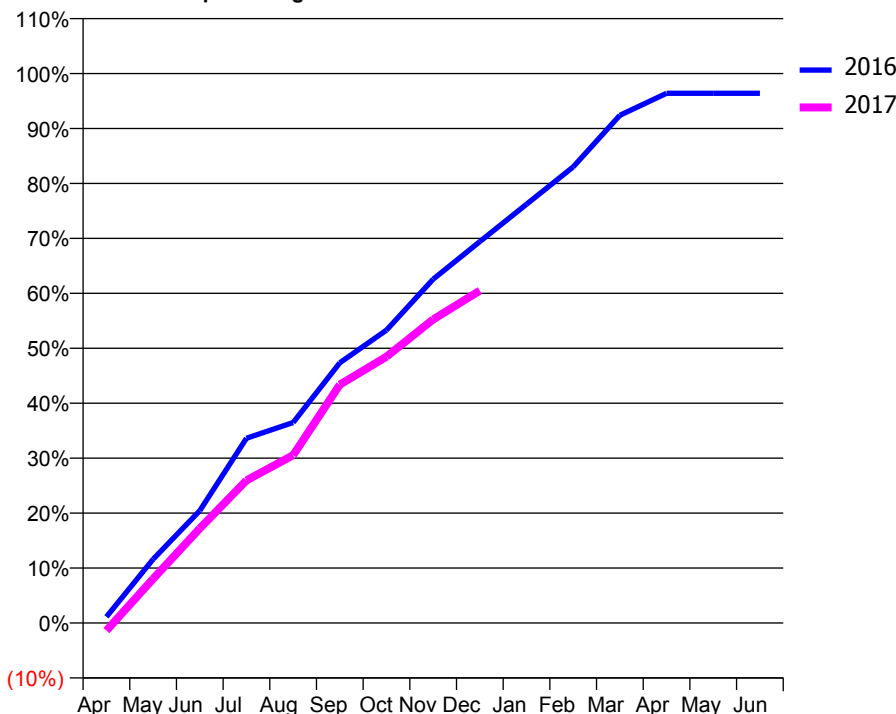
ACCESS*

Patients seen in 24 months	Total	Change since previous quarter
Quarter ending December 2015	892	
Quarter ending March 2016	882	↓
Quarter ending June 2016	898	→
Quarter ending September 2016	887	↓
Quarter ending December 2016	893	→
Variance since December 2015	0.1%	→



ACTIVITY

Cumulative percentage of contracted UDA delivered 2016 & 2017



Month	Adjusted Scheduled Activity (UDA)	
	2016	2017
April	21	-26
May	215	149
June	378	319
July	622	480
August	675	565
September	876	803
October	986	897
November	1,157	1,022
December	1,284	1,119
January	1,410	
February	1,535	
March	1,709	
April	1,784	
May	1,784	
June	1,784	

QUALITY

	Quantity	Base Number	Contract	AT	Region	England
% of FP17s for the same patient ID Re-attending within 3 months - Children	39	846	4.6%	10.5%	12.1%	12.4%
% of FP17s for the same patient ID Re-attending within 3 months - Adults	8	146	5.5%	14.2%	15.9%	16.6%
% of FP17s for the same patient ID Re-attending between 3 & 9 months - Children	630	846	74.5%	59.2%	58.6%	57.5%
% of FP17s for the same patient ID Re-attending between 3 & 9 months - Adults	77	146	52.7%	54.1%	51.5%	50.4%
% of FP17s for Band 1 Urgent Courses	24	924	2.6%	7.2%	8.0%	9.1%
% of FP17s Relating to Free Repair or Replacements	0	924	0.0%	0.9%	0.8%	0.8%
% of FP17s Relating to Continuations	0	924	0.0%	1.4%	1.2%	1.3%
% of Patients satisfied with the dentistry they have received	1	1	N/A	93.3%	92.8%	92.7%
% of Patients satisfied with the time they had to wait for an appointment	1	1	N/A	89.9%	89.2%	88.8%

* This is based on patients treated on this contract for their most recent course of treatment. Figures in italics indicate the base number of FP17s or Patient Questionnaire responses are less than 100. N/A is shown where the base number of responses is less than 10 during the period. % is calculated as Quantity/Base number*100

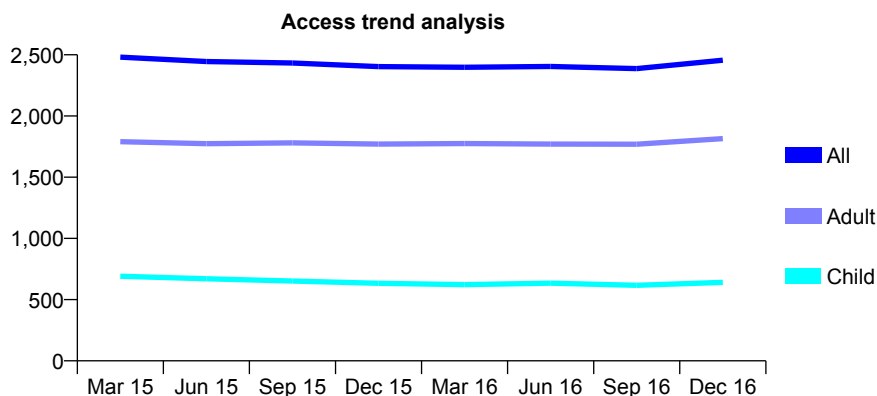
Q60 - Vital Signs At a Glance Contract Report for 740993/0001 - December 2016

Name or company name	MR JC WONG
Contract type name	GDS Contract
Purpose of contract	General
Contract start date	01/04/2006
Contract end date	

16/17 Contracted general activity (UDA)	8,120
Carry forward general activity (UDA)	167
16/17 Contracted orthodontic activity (UOA)	0
Carry forward orthodontic activity (UOA)	0
Baseline contract value	£232,228.98

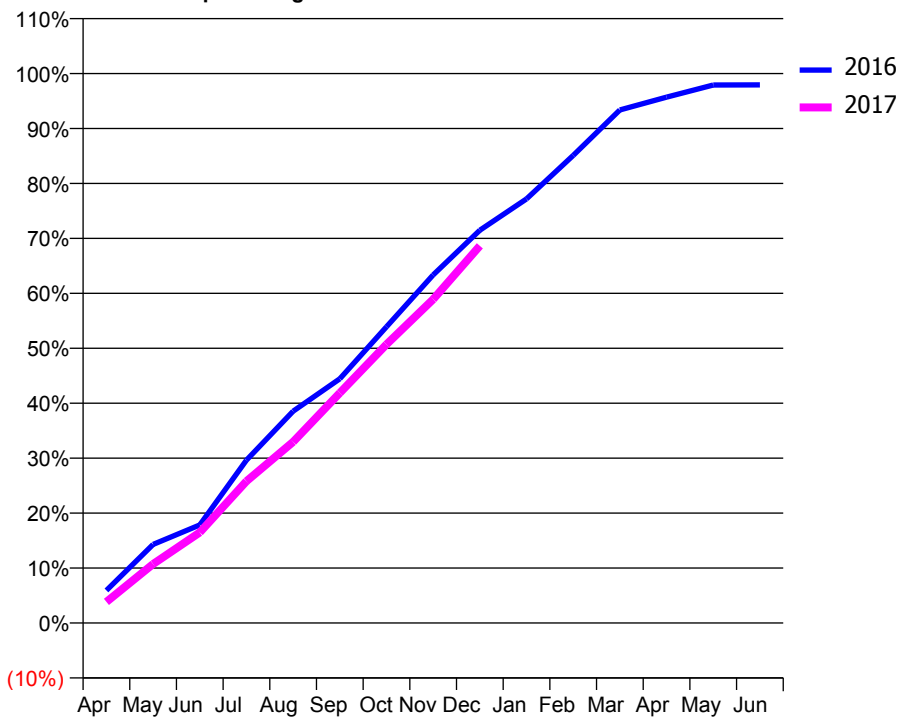
ACCESS*

Patients seen in 24 months	Total	Change since previous quarter
Quarter ending December 2015	2,404	
Quarter ending March 2016	2,398	→
Quarter ending June 2016	2,405	→
Quarter ending September 2016	2,387	→
Quarter ending December 2016	2,456	↑
Variance since December 2015	2.2%	↑



ACTIVITY

Cumulative percentage of contracted UDA delivered 2016 & 2017



Month	Adjusted Scheduled Activity (UDA)	
	2016	2017
April	481	312
May	1,161	873
June	1,449	1,339
July	2,406	2,096
August	3,129	2,676
September	3,609	3,401
October	4,378	4,117
November	5,144	4,784
December	5,805	5,573
January	6,268	
February	6,909	
March	7,582	
April	7,771	
May	7,950	
June	7,953	

QUALITY

	Quantity	Base Number	Contract	AT	Region	England
% of FP17s for the same patient ID Re-attending within 3 months - Children	47	812	5.8%	10.5%	12.1%	12.4%
% of FP17s for the same patient ID Re-attending within 3 months - Adults	351	2,294	15.3%	14.2%	15.9%	16.6%
% of FP17s for the same patient ID Re-attending between 3 & 9 months - Children	530	812	65.3%	59.2%	58.6%	57.5%
% of FP17s for the same patient ID Re-attending between 3 & 9 months - Adults	1,364	2,294	59.5%	54.1%	51.5%	50.4%
% of FP17s for Band 1 Urgent Courses	235	2,883	8.2%	7.2%	8.0%	9.1%
% of FP17s Relating to Free Repair or Replacements	21	2,883	0.7%	0.9%	0.8%	0.8%
% of FP17s Relating to Continuations	76	2,883	2.6%	1.4%	1.2%	1.3%
% of Patients satisfied with the dentistry they have received	5	5	N/A	93.3%	92.8%	92.7%
% of Patients satisfied with the time they had to wait for an appointment	5	5	N/A	89.9%	89.2%	88.8%

* This is based on patients treated on this contract for their most recent course of treatment. Figures in italics indicate the base number of FP17s or Patient Questionnaire responses are less than 100. N/A is shown where the base number of responses is less than 10 during the period. % is calculated as Quantity/Base number*100

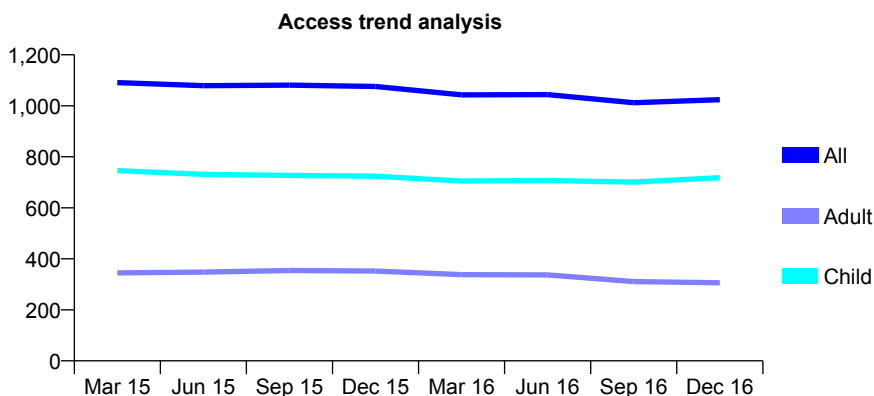
Q60 - Vital Signs At a Glance Contract Report for 741361/0001 - December 2016

Name or company name	MISS SM BATHO
Contract type name	GDS Contract
Purpose of contract	General
Contract start date	01/04/2006
Contract end date	

16/17 Contracted general activity (UDA)	2,500
Carry forward general activity (UDA)	72
16/17 Contracted orthodontic activity (UOA)	0
Carry forward orthodontic activity (UOA)	0
Baseline contract value	£55,564.19

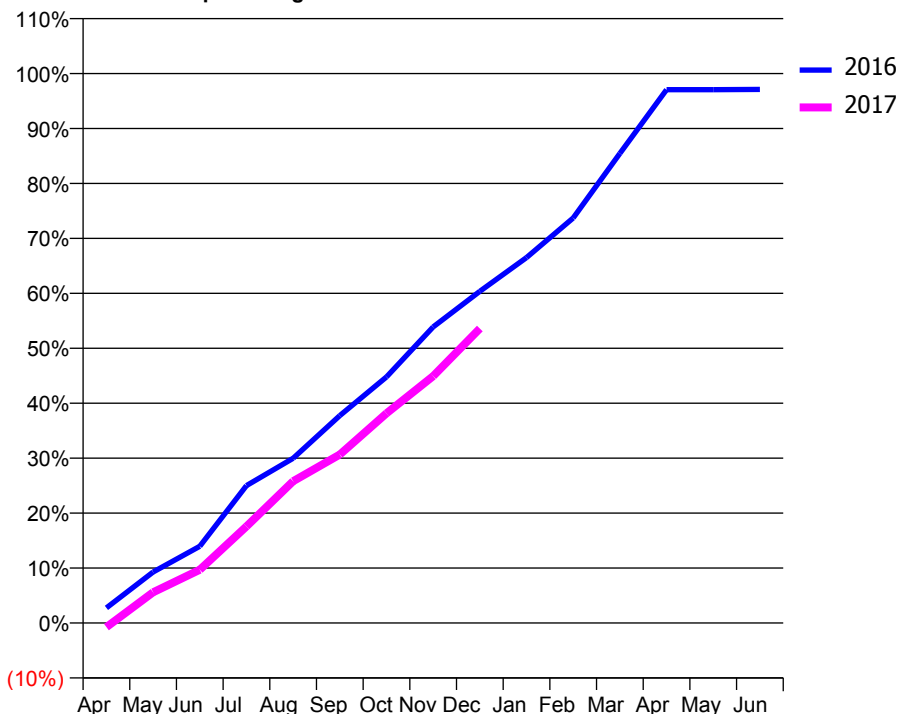
ACCESS*

Patients seen in 24 months	Total	Change since previous quarter
Quarter ending December 2015	1,076	
Quarter ending March 2016	1,043	↓
Quarter ending June 2016	1,044	→
Quarter ending September 2016	1,012	↓
Quarter ending December 2016	1,024	→
Variance since December 2015	(4.8%)	↓



ACTIVITY

Cumulative percentage of contracted UDA delivered 2016 & 2017



Month	Adjusted Scheduled Activity (UDA)	
	2016	2017
April	69	-19
May	232	140
June	349	243
July	625	440
August	749	645
September	944	766
October	1,120	954
November	1,347	1,123
December	1,509	1,340
January	1,663	
February	1,843	
March	2,136	
April	2,426	
May	2,426	
June	2,427	

QUALITY

	Quantity	Base Number	Contract	AT	Region	England
% of FP17s for the same patient ID Re-attending within 3 months - Children	76	816	9.3%	10.5%	12.1%	12.4%
% of FP17s for the same patient ID Re-attending within 3 months - Adults	46	248	18.5%	14.2%	15.9%	16.6%
% of FP17s for the same patient ID Re-attending between 3 & 9 months - Children	435	816	53.3%	59.2%	58.6%	57.5%
% of FP17s for the same patient ID Re-attending between 3 & 9 months - Adults	126	248	50.8%	54.1%	51.5%	50.4%
% of FP17s for Band 1 Urgent Courses	58	885	6.6%	7.2%	8.0%	9.1%
% of FP17s Relating to Free Repair or Replacements	0	885	0.0%	0.9%	0.8%	0.8%
% of FP17s Relating to Continuations	0	885	0.0%	1.4%	1.2%	1.3%
% of Patients satisfied with the dentistry they have received	1	1	N/A	93.3%	92.8%	92.7%
% of Patients satisfied with the time they had to wait for an appointment	1	1	N/A	89.9%	89.2%	88.8%

* This is based on patients treated on this contract for their most recent course of treatment. Figures in italics indicate the base number of FP17s or Patient Questionnaire responses are less than 100. N/A is shown where the base number of responses is less than 10 during the period. % is calculated as Quantity/Base number*100

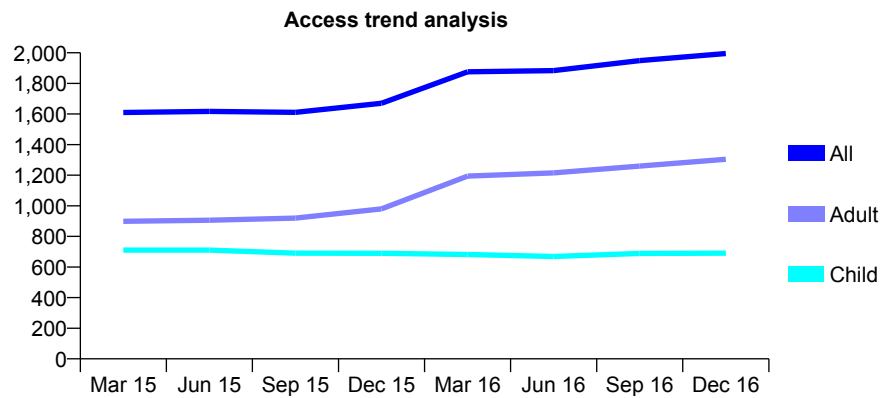
Q60 - Vital Signs At a Glance Contract Report for 741396/0001 - December 2016

Name or company name	MR D CHILCOTT
Contract type name	GDS Contract
Purpose of contract	General
Contract start date	01/04/2006
Contract end date	

16/17 Contracted general activity (UDA)	5,679
Carry forward general activity (UDA)	-38
16/17 Contracted orthodontic activity (UOA)	0
Carry forward orthodontic activity (UOA)	0
Baseline contract value	£147,232.44

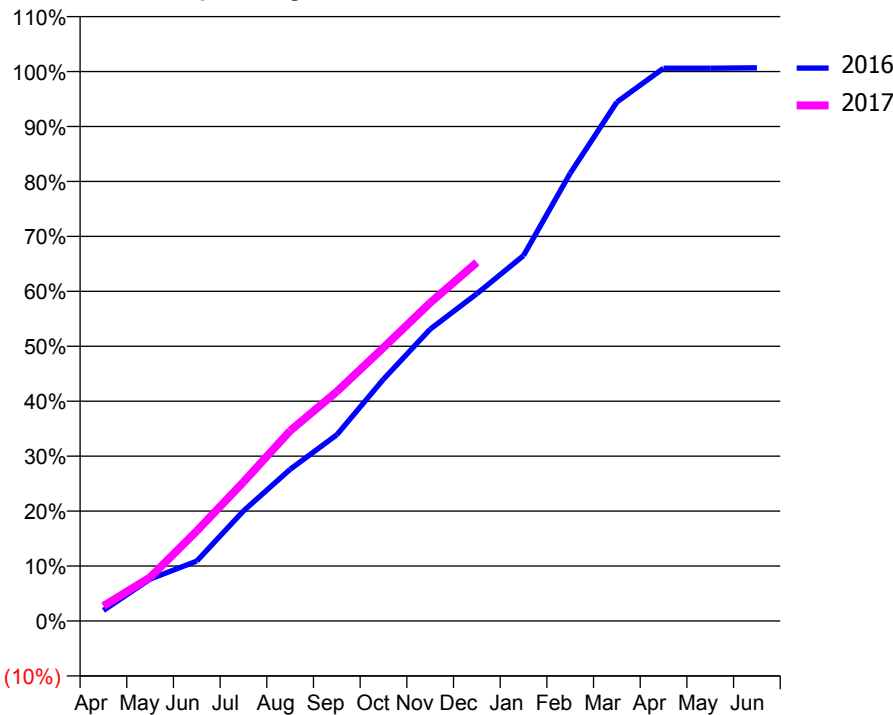
ACCESS*

Patients seen in 24 months	Total	Change since previous quarter
Quarter ending December 2015	1,670	
Quarter ending March 2016	1,876	↑
Quarter ending June 2016	1,884	→
Quarter ending September 2016	1,949	↑
Quarter ending December 2016	1,995	↑
Variance since December 2015	19.5%	↑



ACTIVITY

Cumulative percentage of contracted UDA delivered 2016 & 2017



Month	Adjusted Scheduled Activity (UDA)	
	2016	2017
April	109	155
May	433	451
June	619	931
July	1,138	1,437
August	1,568	1,966
September	1,925	2,371
October	2,499	2,826
November	3,016	3,288
December	3,383	3,707
January	3,776	
February	4,626	
March	5,363	
April	5,713	
May	5,713	
June	5,717	

QUALITY

	Quantity	Base Number	Contract	AT	Region	England
% of FP17s for the same patient ID Re-attending within 3 months - Children	52	847	6.1%	10.5%	12.1%	12.4%
% of FP17s for the same patient ID Re-attending within 3 months - Adults	147	1,254	11.7%	14.2%	15.9%	16.6%
% of FP17s for the same patient ID Re-attending between 3 & 9 months - Children	580	847	68.5%	59.2%	58.6%	57.5%
% of FP17s for the same patient ID Re-attending between 3 & 9 months - Adults	758	1,254	60.4%	54.1%	51.5%	50.4%
% of FP17s for Band 1 Urgent Courses	15	1,958	0.8%	7.2%	8.0%	9.1%
% of FP17s Relating to Free Repair or Replacements	8	1,958	0.4%	0.9%	0.8%	0.8%
% of FP17s Relating to Continuations	18	1,958	0.9%	1.4%	1.2%	1.3%
% of Patients satisfied with the dentistry they have received	2	2	N/A	93.3%	92.8%	92.7%
% of Patients satisfied with the time they had to wait for an appointment	2	2	N/A	89.9%	89.2%	88.8%

* This is based on patients treated on this contract for their most recent course of treatment. Figures in italics indicate the base number of FP17s or Patient Questionnaire responses are less than 100. N/A is shown where the base number of responses is less than 10 during the period. % is calculated as Quantity/Base number*100

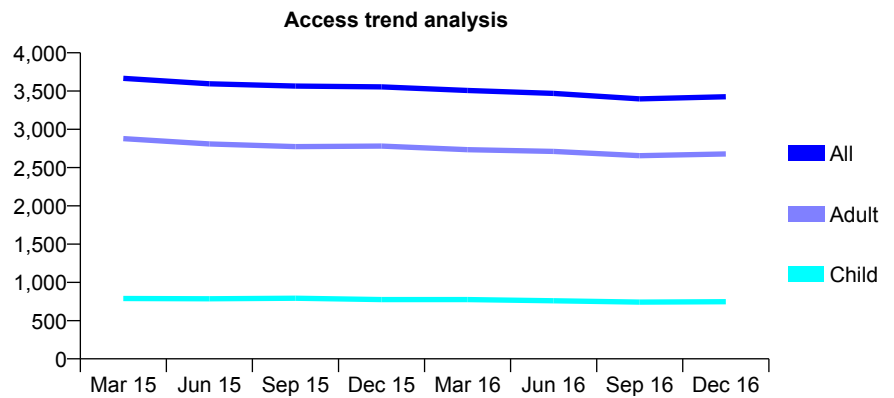
Q60 - Vital Signs At a Glance Contract Report for 745804/0001 - December 2016

Name or company name	MR YM TSO
Contract type name	GDS Contract
Purpose of contract	General
Contract start date	01/04/2006
Contract end date	

16/17 Contracted general activity (UDA)	8,200
Carry forward general activity (UDA)	125
16/17 Contracted orthodontic activity (UOA)	0
Carry forward orthodontic activity (UOA)	0
Baseline contract value	£236,413.29

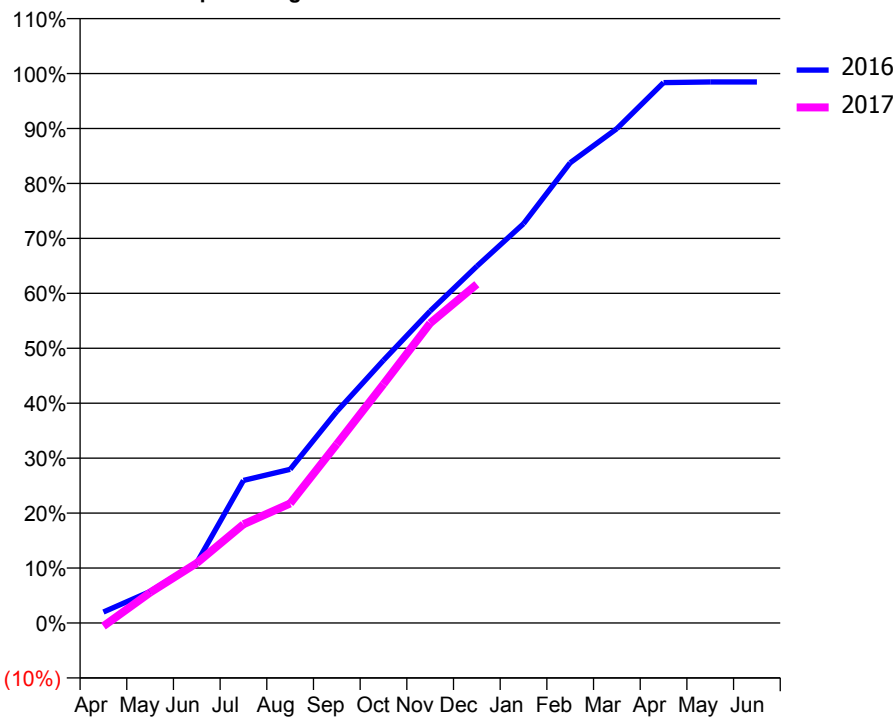
ACCESS*

Patients seen in 24 months	Total	Change since previous quarter
Quarter ending December 2015	3,555	
Quarter ending March 2016	3,508	↓
Quarter ending June 2016	3,470	↓
Quarter ending September 2016	3,398	↓
Quarter ending December 2016	3,425	→
Variance since December 2015	(3.7%)	↓



ACTIVITY

Cumulative percentage of contracted UDA delivered 2016 & 2017



Month	Adjusted Scheduled Activity (UDA)	
	2016	2017
April	164	-48
May	470	455
June	901	895
July	2,128	1,474
August	2,293	1,783
September	3,156	2,670
October	3,921	3,565
November	4,656	4,474
December	5,323	5,055
January	5,958	
February	6,868	
March	7,378	
April	8,063	
May	8,075	
June	8,075	

QUALITY

	Quantity	Base Number	Contract	AT	Region	England
% of FP17s for the same patient ID Re-attending within 3 months - Children	31	599	5.2%	10.5%	12.1%	12.4%
% of FP17s for the same patient ID Re-attending within 3 months - Adults	263	2,117	12.4%	14.2%	15.9%	16.6%
% of FP17s for the same patient ID Re-attending between 3 & 9 months - Children	153	599	25.5%	59.2%	58.6%	57.5%
% of FP17s for the same patient ID Re-attending between 3 & 9 months - Adults	451	2,117	21.3%	54.1%	51.5%	50.4%
% of FP17s for Band 1 Urgent Courses	255	2,405	10.6%	7.2%	8.0%	9.1%
% of FP17s Relating to Free Repair or Replacements	55	2,405	2.3%	0.9%	0.8%	0.8%
% of FP17s Relating to Continuations	38	2,405	1.6%	1.4%	1.2%	1.3%
% of Patients satisfied with the dentistry they have received	9	11	81.8%	93.3%	92.8%	92.7%
% of Patients satisfied with the time they had to wait for an appointment	9	11	81.8%	89.9%	89.2%	88.8%

* This is based on patients treated on this contract for their most recent course of treatment. Figures in italics indicate the base number of FP17s or Patient Questionnaire responses are less than 100. N/A is shown where the base number of responses is less than 10 during the period. % is calculated as Quantity/Base number*100

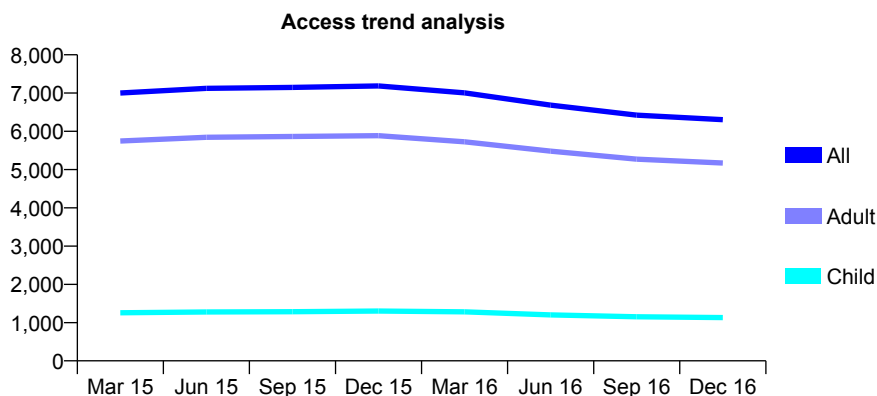
Q60 - Vital Signs At a Glance Contract Report for 749559/0001 - December 2016

Name or company name	MR JC PREECE
Contract type name	GDS Contract
Purpose of contract	General
Contract start date	01/04/2006
Contract end date	

16/17 Contracted general activity (UDA)	19,778
Carry forward general activity (UDA)	-158
16/17 Contracted orthodontic activity (UOA)	0
Carry forward orthodontic activity (UOA)	0
Baseline contract value	£561,052.18

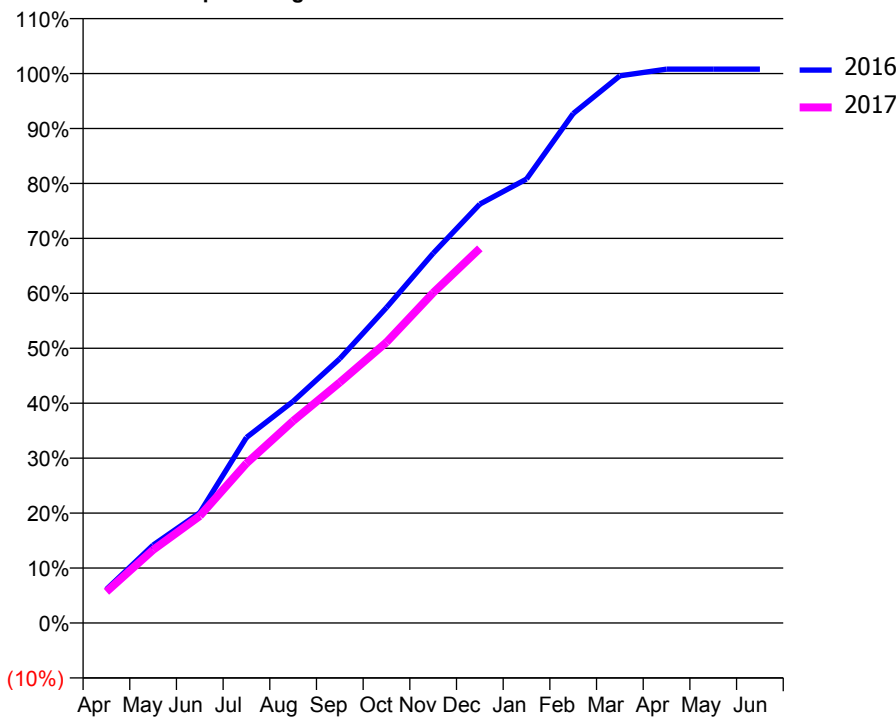
ACCESS*

Patients seen in 24 months	Total	Change since previous quarter
Quarter ending December 2015	7,186	
Quarter ending March 2016	7,006	↓
Quarter ending June 2016	6,684	↓
Quarter ending September 2016	6,424	↓
Quarter ending December 2016	6,304	↓
Variance since December 2015	(12.3%)	↓



ACTIVITY

Cumulative percentage of contracted UDA delivered 2016 & 2017



Month	Adjusted Scheduled Activity (UDA)	
	2016	2017
April	1,214	1,126
May	2,805	2,632
June	3,969	3,852
July	6,679	5,746
August	7,980	7,271
September	9,517	8,660
October	11,351	10,105
November	13,305	11,885
December	15,078	13,485
January	15,982	
February	18,336	
March	19,696	
April	19,935	
May	19,933	
June	19,936	

QUALITY

	Quantity	Base Number	Contract	AT	Region	England
% of FP17s for the same patient ID Re-attending within 3 months - Children	73	1,348	5.4%	10.5%	12.1%	12.4%
% of FP17s for the same patient ID Re-attending within 3 months - Adults	926	6,531	14.2%	14.2%	15.9%	16.6%
% of FP17s for the same patient ID Re-attending between 3 & 9 months - Children	980	1,348	72.7%	59.2%	58.6%	57.5%
% of FP17s for the same patient ID Re-attending between 3 & 9 months - Adults	4,595	6,531	70.4%	54.1%	51.5%	50.4%
% of FP17s for Band 1 Urgent Courses	510	7,778	6.6%	7.2%	8.0%	9.1%
% of FP17s Relating to Free Repair or Replacements	60	7,778	0.8%	0.9%	0.8%	0.8%
% of FP17s Relating to Continuations	90	7,778	1.2%	1.4%	1.2%	1.3%
% of Patients satisfied with the dentistry they have received	18	18	100.0%	93.3%	92.8%	92.7%
% of Patients satisfied with the time they had to wait for an appointment	16	18	88.9%	89.9%	89.2%	88.8%

* This is based on patients treated on this contract for their most recent course of treatment. Figures in italics indicate the base number of FP17s or Patient Questionnaire responses are less than 100. N/A is shown where the base number of responses is less than 10 during the period. % is calculated as Quantity/Base number*100

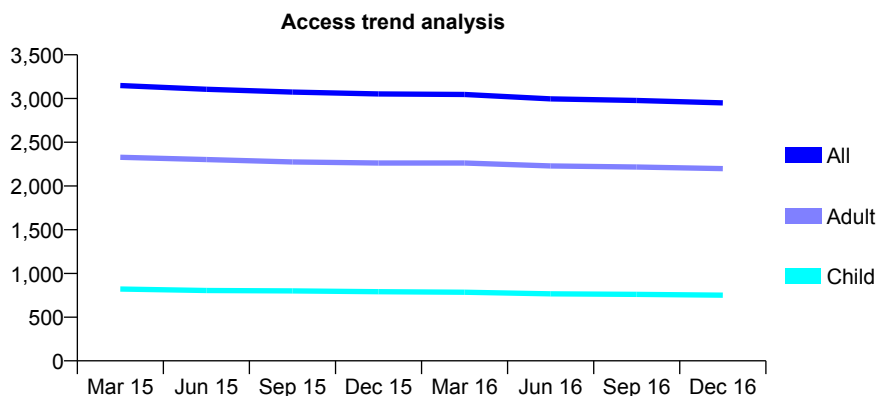
Q60 - Vital Signs At a Glance Contract Report for 755362/0001 - December 2016

Name or company name	MR KS HUGHES
Contract type name	GDS Contract
Purpose of contract	General
Contract start date	01/04/2006
Contract end date	

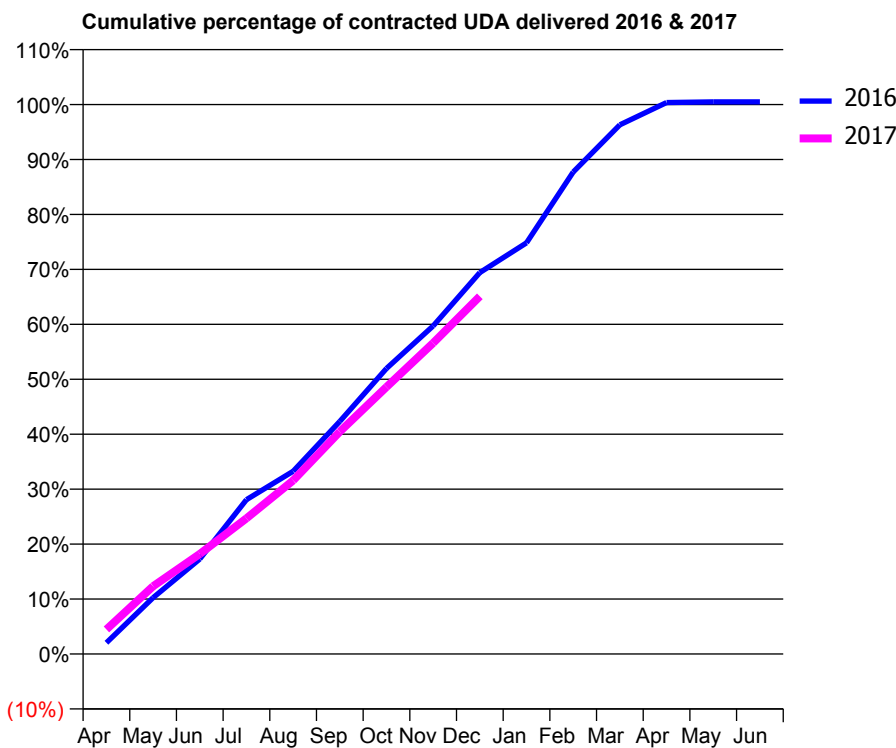
16/17 Contracted general activity (UDA)	9,315
Carry forward general activity (UDA)	-45
16/17 Contracted orthodontic activity (UOA)	0
Carry forward orthodontic activity (UOA)	0
Baseline contract value	£248,125.83

ACCESS*

Patients seen in 24 months	Total	Change since previous quarter
Quarter ending December 2015	3,053	
Quarter ending March 2016	3,047	→
Quarter ending June 2016	2,996	↓
Quarter ending September 2016	2,978	→
Quarter ending December 2016	2,950	→
Variance since December 2015	(3.4%)	↓



ACTIVITY



Month	Adjusted Scheduled Activity (UDA)	
	2016	2017
April	192	416
May	954	1,149
June	1,610	1,698
July	2,615	2,299
August	3,099	2,942
September	3,942	3,769
October	4,841	4,526
November	5,561	5,272
December	6,465	6,064
January	6,969	
February	8,171	
March	8,971	
April	9,349	
May	9,360	
June	9,360	

QUALITY

	Quantity	Base Number	Contract	AT	Region	England
% of FP17s for the same patient ID Re-attending within 3 months - Children	72	1,051	6.9%	10.5%	12.1%	12.4%
% of FP17s for the same patient ID Re-attending within 3 months - Adults	366	2,611	14.0%	14.2%	15.9%	16.6%
% of FP17s for the same patient ID Re-attending between 3 & 9 months - Children	805	1,051	76.6%	59.2%	58.6%	57.5%
% of FP17s for the same patient ID Re-attending between 3 & 9 months - Adults	1,617	2,611	61.9%	54.1%	51.5%	50.4%
% of FP17s for Band 1 Urgent Courses	211	3,460	6.1%	7.2%	8.0%	9.1%
% of FP17s Relating to Free Repair or Replacements	43	3,460	1.2%	0.9%	0.8%	0.8%
% of FP17s Relating to Continuations	34	3,460	1.0%	1.4%	1.2%	1.3%
% of Patients satisfied with the dentistry they have received	7	7	N/A	93.3%	92.8%	92.7%
% of Patients satisfied with the time they had to wait for an appointment	7	7	N/A	89.9%	89.2%	88.8%

* This is based on patients treated on this contract for their most recent course of treatment. Figures in italics indicate the base number of FP17s or Patient Questionnaire responses are less than 100. N/A is shown where the base number of responses is less than 10 during the period. % is calculated as Quantity/Base number*100

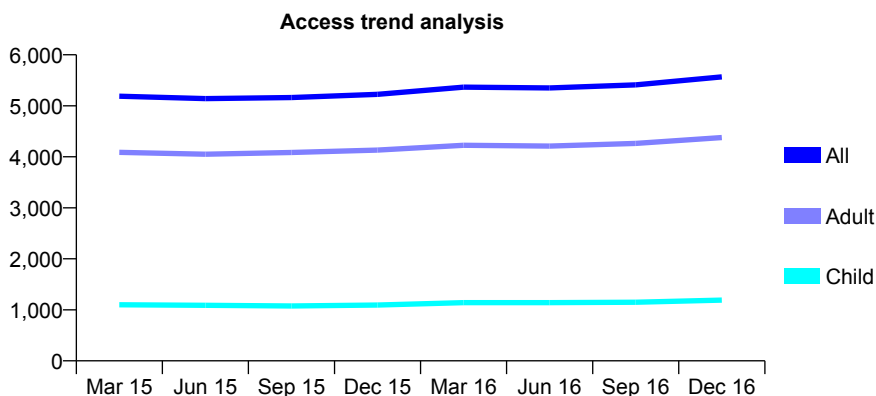
Q60 - Vital Signs At a Glance Contract Report for 762571/0001 - December 2016

Name or company name	Cleobury Dental Practice Partnership
Contract type name	GDS Contract
Purpose of contract	General
Contract start date	01/12/2011
Contract end date	

16/17 Contracted general activity (UDA)	15,000
Carry forward general activity (UDA)	206
16/17 Contracted orthodontic activity (UOA)	0
Carry forward orthodontic activity (UOA)	0
Baseline contract value	£386,906.61

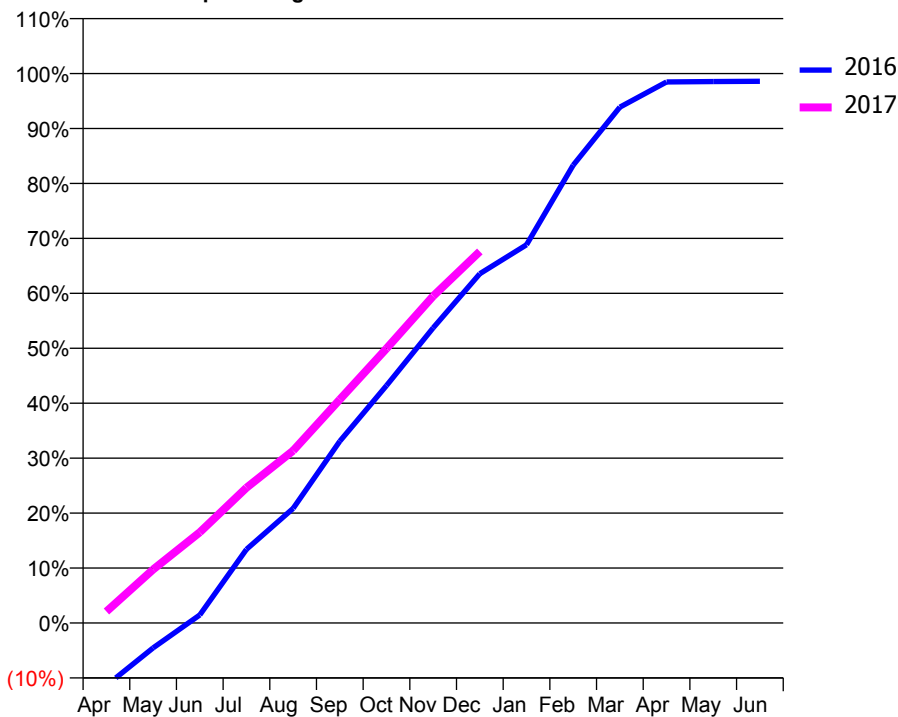
ACCESS*

Patients seen in 24 months	Total	Change since previous quarter
Quarter ending December 2015	5,226	
Quarter ending March 2016	5,365	↑
Quarter ending June 2016	5,350	→
Quarter ending September 2016	5,410	→
Quarter ending December 2016	5,567	↑
Variance since December 2015	6.5%	↑



ACTIVITY

Cumulative percentage of contracted UDA delivered 2016 & 2017



Month	Adjusted Scheduled Activity (UDA)	
	2016	2017
April	-1,652	314
May	-659	1,462
June	212	2,478
July	1,945	3,691
August	3,026	4,705
September	4,799	6,104
October	6,267	7,493
November	7,788	8,922
December	9,218	10,144
January	9,980	
February	12,082	
March	13,612	
April	14,278	
May	14,286	
June	14,293	

QUALITY

	Quantity	Base Number	Contract	AT	Region	England
% of FP17s for the same patient ID Re-attending within 3 months - Children	160	1,560	10.3%	10.5%	12.1%	12.4%
% of FP17s for the same patient ID Re-attending within 3 months - Adults	713	5,017	14.2%	14.2%	15.9%	16.6%
% of FP17s for the same patient ID Re-attending between 3 & 9 months - Children	1,083	1,560	69.4%	59.2%	58.6%	57.5%
% of FP17s for the same patient ID Re-attending between 3 & 9 months - Adults	3,036	5,017	60.5%	54.1%	51.5%	50.4%
% of FP17s for Band 1 Urgent Courses	332	5,721	5.8%	7.2%	8.0%	9.1%
% of FP17s Relating to Free Repair or Replacements	30	5,721	0.5%	0.9%	0.8%	0.8%
% of FP17s Relating to Continuations	41	5,721	0.7%	1.4%	1.2%	1.3%
% of Patients satisfied with the dentistry they have received	14	15	93.3%	93.3%	92.8%	92.7%
% of Patients satisfied with the time they had to wait for an appointment	13	15	86.7%	89.9%	89.2%	88.8%

* This is based on patients treated on this contract for their most recent course of treatment. Figures in italics indicate the base number of FP17s or Patient Questionnaire responses are less than 100. N/A is shown where the base number of responses is less than 10 during the period. % is calculated as Quantity/Base number*100

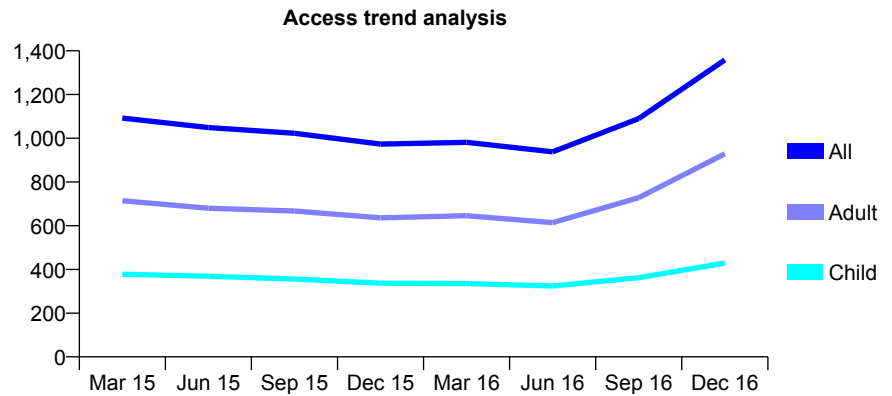
Q60 - Vital Signs At a Glance Contract Report for 762776/0001 - December 2016

Name or company name	MR A SHAMSI
Contract type name	GDS Contract
Purpose of contract	General
Contract start date	01/04/2006
Contract end date	

16/17 Contracted general activity (UDA)	6,178
Carry forward general activity (UDA)	-9
16/17 Contracted orthodontic activity (UOA)	0
Carry forward orthodontic activity (UOA)	0
Baseline contract value	£158,651.32

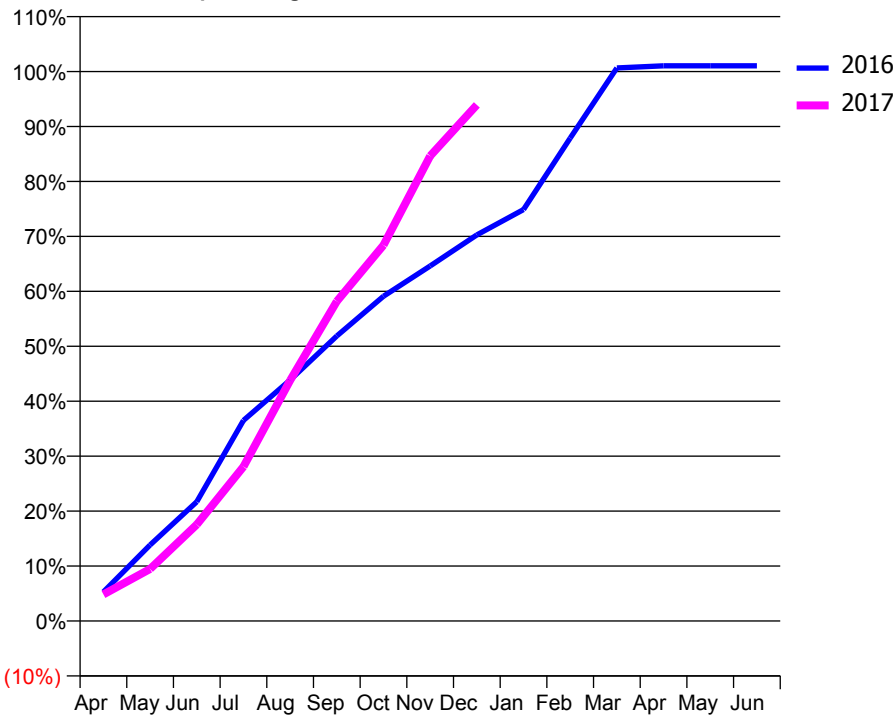
ACCESS*

Patients seen in 24 months	Total	Change since previous quarter
Quarter ending December 2015	973	
Quarter ending March 2016	981	→
Quarter ending June 2016	938	↓
Quarter ending September 2016	1,090	↑
Quarter ending December 2016	1,358	↑
Variance since December 2015	39.6%	↑



ACTIVITY

Cumulative percentage of contracted UDA delivered 2016 & 2017



Month	Adjusted Scheduled Activity (UDA)	
	2016	2017
April	248	299
May	648	585
June	1,016	1,085
July	1,708	1,735
August	2,051	2,706
September	2,427	3,595
October	2,765	4,225
November	3,022	5,229
December	3,287	5,803
January	3,503	
February	4,111	
March	4,708	
April	4,727	
May	4,727	
June	4,727	

QUALITY

	Quantity	Base Number	Contract	AT	Region	England
% of FP17s for the same patient ID Re-attending within 3 months - Children	23	441	5.2%	10.5%	12.1%	12.4%
% of FP17s for the same patient ID Re-attending within 3 months - Adults	109	955	11.4%	14.2%	15.9%	16.6%
% of FP17s for the same patient ID Re-attending between 3 & 9 months - Children	182	441	41.3%	59.2%	58.6%	57.5%
% of FP17s for the same patient ID Re-attending between 3 & 9 months - Adults	342	955	35.8%	54.1%	51.5%	50.4%
% of FP17s for Band 1 Urgent Courses	18	1,390	1.3%	7.2%	8.0%	9.1%
% of FP17s Relating to Free Repair or Replacements	0	1,390	0.0%	0.9%	0.8%	0.8%
% of FP17s Relating to Continuations	11	1,390	0.8%	1.4%	1.2%	1.3%
% of Patients satisfied with the dentistry they have received	1	2	N/A	93.3%	92.8%	92.7%
% of Patients satisfied with the time they had to wait for an appointment	2	2	N/A	89.9%	89.2%	88.8%

* This is based on patients treated on this contract for their most recent course of treatment. Figures in italics indicate the base number of FP17s or Patient Questionnaire responses are less than 100. N/A is shown where the base number of responses is less than 10 during the period. % is calculated as Quantity/Base number*100

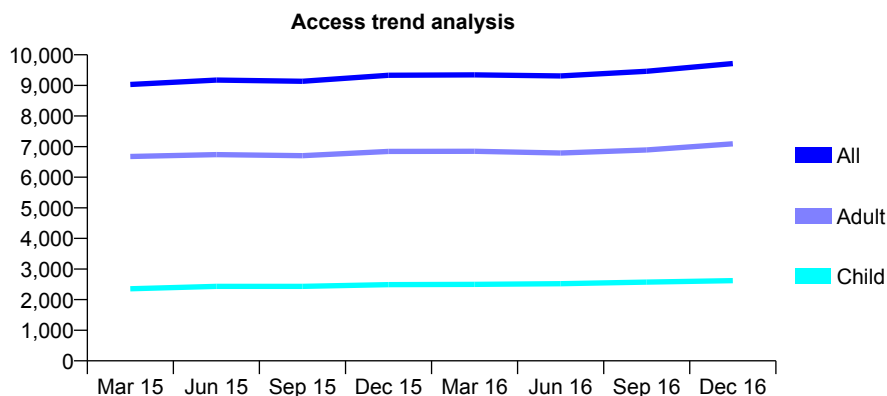
Q60 - Vital Signs At a Glance Contract Report for 762776/0002 - December 2016

Name or company name	MR A SHAMSI
Contract type name	PDS Plus Contract
Purpose of contract	General
Contract start date	01/02/2011
Contract end date	31/03/2021

16/17 Contracted general activity (UDA)	33,500
Carry forward general activity (UDA)	0
16/17 Contracted orthodontic activity (UOA)	0
Carry forward orthodontic activity (UOA)	0
Baseline contract value	£627,688.27

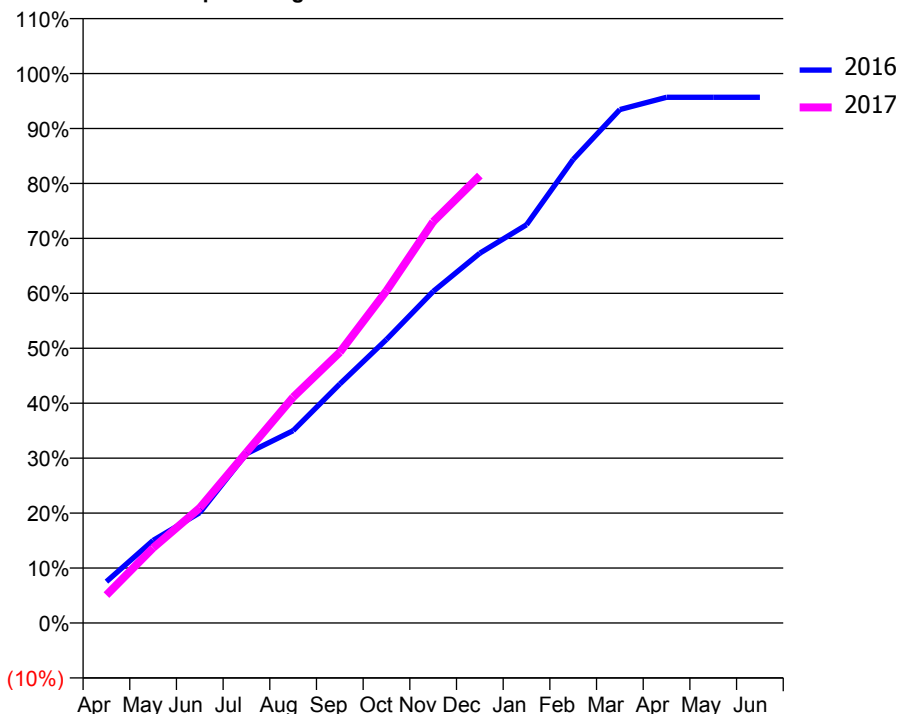
ACCESS*

Patients seen in 24 months	Total	Change since previous quarter
Quarter ending December 2015	9,331	
Quarter ending March 2016	9,344	→
Quarter ending June 2016	9,311	→
Quarter ending September 2016	9,462	→
Quarter ending December 2016	9,713	↑
Variance since December 2015	4.1%	↑



ACTIVITY

Cumulative percentage of contracted UDA delivered 2016 & 2017



Month	Adjusted Scheduled Activity (UDA)	
	2016	2017
April	2,521	1,700
May	5,034	4,584
June	6,726	7,021
July	10,322	10,404
August	11,729	13,764
September	14,571	16,511
October	17,289	20,258
November	20,213	24,462
December	22,544	27,275
January	24,276	
February	28,259	
March	31,306	
April	32,052	
May	32,052	
June	32,052	

QUALITY

	Quantity	Base Number	Contract	AT	Region	England
% of FP17s for the same patient ID Re-attending within 3 months - Children	82	2,253	3.6%	10.5%	12.1%	12.4%
% of FP17s for the same patient ID Re-attending within 3 months - Adults	216	5,196	4.2%	14.2%	15.9%	16.6%
% of FP17s for the same patient ID Re-attending between 3 & 9 months - Children	841	2,253	37.3%	59.2%	58.6%	57.5%
% of FP17s for the same patient ID Re-attending between 3 & 9 months - Adults	1,988	5,196	38.3%	54.1%	51.5%	50.4%
% of FP17s for Band 1 Urgent Courses	235	7,270	3.2%	7.2%	8.0%	9.1%
% of FP17s Relating to Free Repair or Replacements	21	7,270	0.3%	0.9%	0.8%	0.8%
% of FP17s Relating to Continuations	8	7,270	0.1%	1.4%	1.2%	1.3%
% of Patients satisfied with the dentistry they have received	20	20	100.0%	93.3%	92.8%	92.7%
% of Patients satisfied with the time they had to wait for an appointment	19	20	95.0%	89.9%	89.2%	88.8%

* This is based on patients treated on this contract for their most recent course of treatment. Figures in italics indicate the base number of FP17s or Patient Questionnaire responses are less than 100. N/A is shown where the base number of responses is less than 10 during the period. % is calculated as Quantity/Base number*100

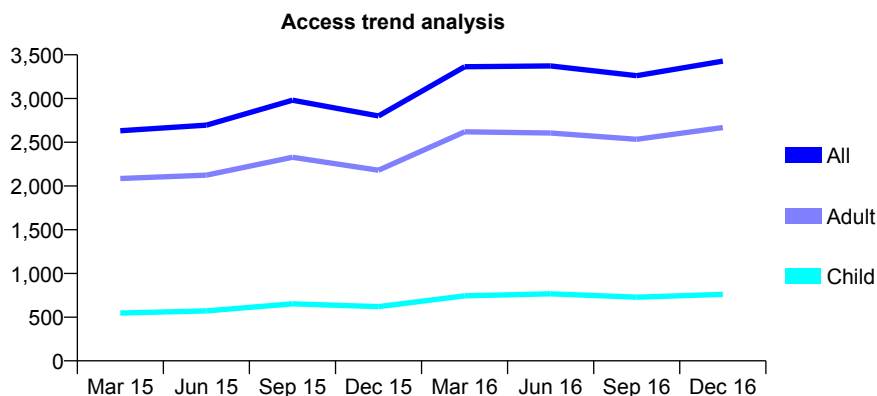
Q60 - Vital Signs At a Glance Contract Report for 764442/0003 - December 2016

Name or company name	MR KS GAKHAL
Contract type name	GDS Contract
Purpose of contract	General
Contract start date	01/01/2012
Contract end date	

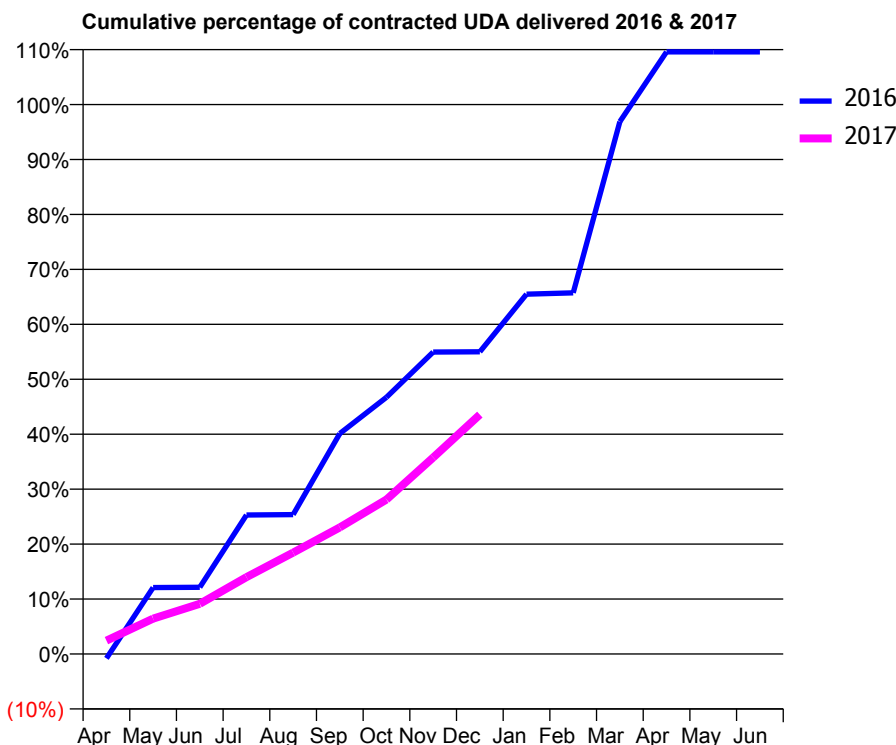
16/17 Contracted general activity (UDA)	9,882
Carry forward general activity (UDA)	0
16/17 Contracted orthodontic activity (UOA)	0
Carry forward orthodontic activity (UOA)	0
Baseline contract value	£263,404.91

ACCESS*

Patients seen in 24 months	Total	Change since previous quarter
Quarter ending December 2015	2,800	
Quarter ending March 2016	3,363	↑
Quarter ending June 2016	3,372	→
Quarter ending September 2016	3,262	↓
Quarter ending December 2016	3,428	↑
Variance since December 2015	22.4%	↑



ACTIVITY



Month	Adjusted Scheduled Activity (UDA)	
	2016	2017
April	-56	242
May	832	636
June	835	903
July	1,742	1,381
August	1,746	1,824
September	2,762	2,277
October	3,216	2,778
November	3,783	3,534
December	3,786	4,306
January	4,507	
February	4,523	
March	6,667	
April	7,541	
May	7,541	
June	7,541	

QUALITY

	Quantity	Base Number	Contract	AT	Region	England
% of FP17s for the same patient ID Re-attending within 3 months - Children	62	667	9.3%	10.5%	12.1%	12.4%
% of FP17s for the same patient ID Re-attending within 3 months - Adults	290	2,116	13.7%	14.2%	15.9%	16.6%
% of FP17s for the same patient ID Re-attending between 3 & 9 months - Children	239	667	35.8%	59.2%	58.6%	57.5%
% of FP17s for the same patient ID Re-attending between 3 & 9 months - Adults	497	2,116	23.5%	54.1%	51.5%	50.4%
% of FP17s for Band 1 Urgent Courses	1,046	2,431	43.0%	7.2%	8.0%	9.1%
% of FP17s Relating to Free Repair or Replacements	20	2,431	0.8%	0.9%	0.8%	0.8%
% of FP17s Relating to Continuations	23	2,431	0.9%	1.4%	1.2%	1.3%
% of Patients satisfied with the dentistry they have received	1	2	N/A	93.3%	92.8%	92.7%
% of Patients satisfied with the time they had to wait for an appointment	2	2	N/A	89.9%	89.2%	88.8%

* This is based on patients treated on this contract for their most recent course of treatment. Figures in italics indicate the base number of FP17s or Patient Questionnaire responses are less than 100. N/A is shown where the base number of responses is less than 10 during the period. % is calculated as Quantity/Base number*100

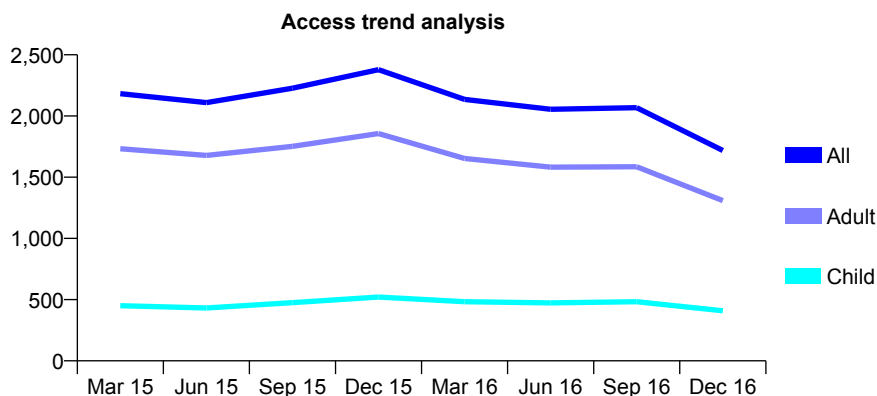
Q60 - Vital Signs At a Glance Contract Report for 764442/0004 - December 2016

Name or company name	MR KS GAKHAL
Contract type name	PDS Contract
Purpose of contract	General
Contract start date	01/01/2012
Contract end date	31/12/2021

16/17 Contracted general activity (UDA)	5,401
Carry forward general activity (UDA)	16
16/17 Contracted orthodontic activity (UOA)	0
Carry forward orthodontic activity (UOA)	0
Baseline contract value	£148,519.58

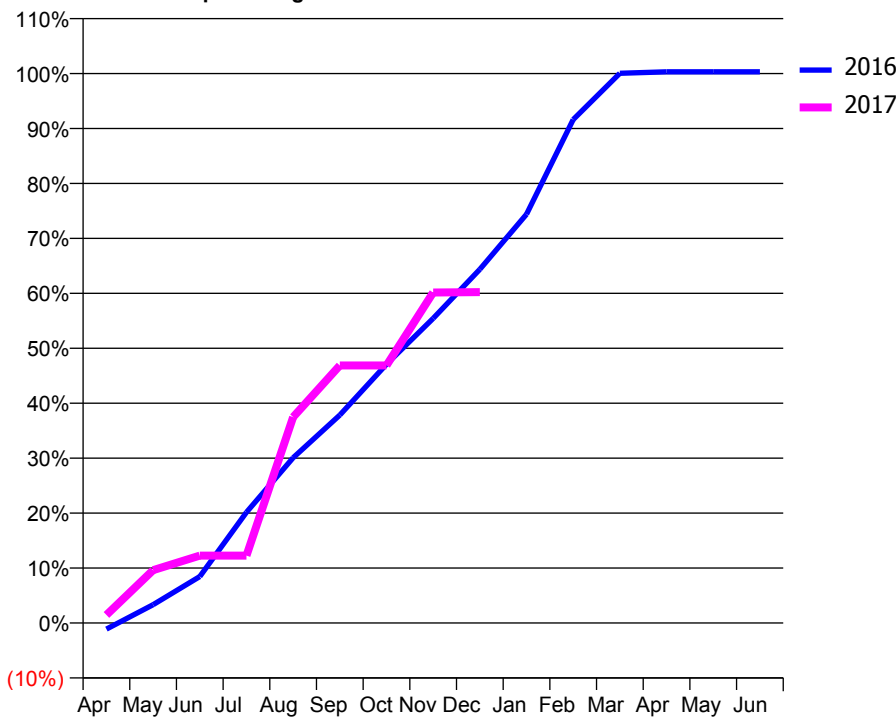
ACCESS*

Patients seen in 24 months	Total	Change since previous quarter
Quarter ending December 2015	2,378	
Quarter ending March 2016	2,136	↓
Quarter ending June 2016	2,055	↓
Quarter ending September 2016	2,068	→
Quarter ending December 2016	1,718	↓
Variance since December 2015	(27.8%)	↓



ACTIVITY

Cumulative percentage of contracted UDA delivered 2016 & 2017



Adjusted Scheduled Activity (UDA)

Month	2016	2017
April	-61	79
May	180	520
June	457	662
July	1,088	662
August	1,625	2,024
September	2,044	2,531
October	2,543	2,531
November	2,995	3,249
December	3,477	3,253
January	4,018	
February	4,948	
March	5,403	
April	5,418	
May	5,418	
June	5,418	

QUALITY

	Quantity	Base Number	Contract	AT	Region	England
% of FP17s for the same patient ID Re-attending within 3 months - Children	20	383	5.2%	10.5%	12.1%	12.4%
% of FP17s for the same patient ID Re-attending within 3 months - Adults	117	1,220	9.6%	14.2%	15.9%	16.6%
% of FP17s for the same patient ID Re-attending between 3 & 9 months - Children	147	383	38.4%	59.2%	58.6%	57.5%
% of FP17s for the same patient ID Re-attending between 3 & 9 months - Adults	443	1,220	36.3%	54.1%	51.5%	50.4%
% of FP17s for Band 1 Urgent Courses	403	1,601	25.2%	7.2%	8.0%	9.1%
% of FP17s Relating to Free Repair or Replacements	13	1,601	0.8%	0.9%	0.8%	0.8%
% of FP17s Relating to Continuations	20	1,601	1.2%	1.4%	1.2%	1.3%
% of Patients satisfied with the dentistry they have received	1	2	N/A	93.3%	92.8%	92.7%
% of Patients satisfied with the time they had to wait for an appointment	2	2	N/A	89.9%	89.2%	88.8%

* This is based on patients treated on this contract for their most recent course of treatment. Figures in italics indicate the base number of FP17s or Patient Questionnaire responses are less than 100. N/A is shown where the base number of responses is less than 10 during the period. % is calculated as Quantity/Base number*100

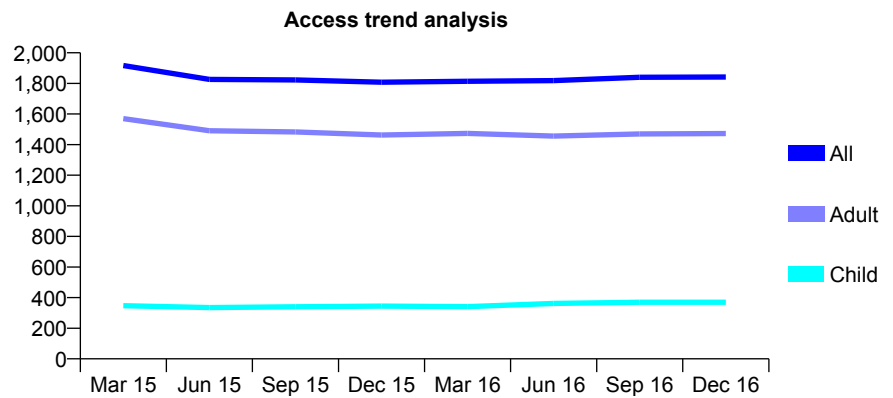
Q60 - Vital Signs At a Glance Contract Report for 764442/0005 - December 2016

Name or company name	Mr BD Coleyshaw
Contract type name	GDS Contract
Purpose of contract	General
Contract start date	01/04/2012
Contract end date	

16/17 Contracted general activity (UDA)	5,918
Carry forward general activity (UDA)	-118
16/17 Contracted orthodontic activity (UOA)	0
Carry forward orthodontic activity (UOA)	0
Baseline contract value	£132,098.09

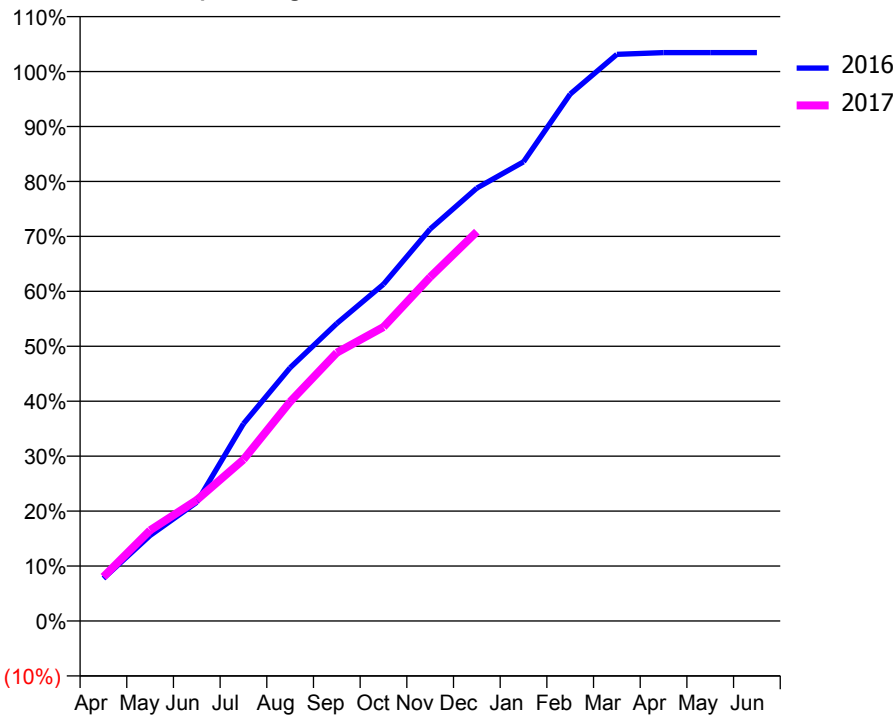
ACCESS*

Patients seen in 24 months	Total	Change since previous quarter
Quarter ending December 2015	1,808	
Quarter ending March 2016	1,814	→
Quarter ending June 2016	1,818	→
Quarter ending September 2016	1,840	→
Quarter ending December 2016	1,842	→
Variance since December 2015	1.9%	→



ACTIVITY

Cumulative percentage of contracted UDA delivered 2016 & 2017



Month	Adjusted Scheduled Activity (UDA)	
	2016	2017
April	458	477
May	921	977
June	1,279	1,303
July	2,124	1,738
August	2,728	2,361
September	3,204	2,890
October	3,627	3,166
November	4,221	3,704
December	4,663	4,193
January	4,945	
February	5,675	
March	6,103	
April	6,122	
May	6,122	
June	6,122	

QUALITY

	Quantity	Base Number	Contract	AT	Region	England
% of FP17s for the same patient ID Re-attending within 3 months - Children	28	455	6.2%	10.5%	12.1%	12.4%
% of FP17s for the same patient ID Re-attending within 3 months - Adults	282	1,854	15.2%	14.2%	15.9%	16.6%
% of FP17s for the same patient ID Re-attending between 3 & 9 months - Children	271	455	59.6%	59.2%	58.6%	57.5%
% of FP17s for the same patient ID Re-attending between 3 & 9 months - Adults	1,168	1,854	63.0%	54.1%	51.5%	50.4%
% of FP17s for Band 1 Urgent Courses	239	2,296	10.4%	7.2%	8.0%	9.1%
% of FP17s Relating to Free Repair or Replacements	9	2,296	0.4%	0.9%	0.8%	0.8%
% of FP17s Relating to Continuations	21	2,296	0.9%	1.4%	1.2%	1.3%
% of Patients satisfied with the dentistry they have received	4	4	N/A	93.3%	92.8%	92.7%
% of Patients satisfied with the time they had to wait for an appointment	4	4	N/A	89.9%	89.2%	88.8%

* This is based on patients treated on this contract for their most recent course of treatment. Figures in italics indicate the base number of FP17s or Patient Questionnaire responses are less than 100. N/A is shown where the base number of responses is less than 10 during the period. % is calculated as Quantity/Base number*100

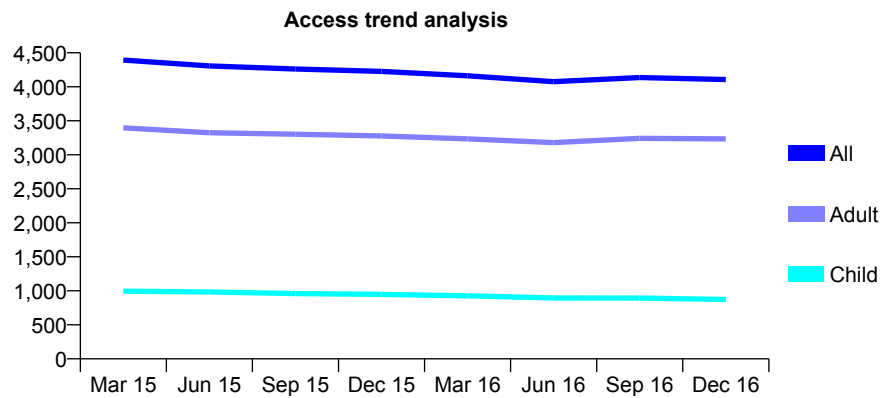
Q60 - Vital Signs At a Glance Contract Report for 765554/0001 - December 2016

Name or company name	MR MA FARAHZAD
Contract type name	GDS Contract
Purpose of contract	General
Contract start date	01/04/2006
Contract end date	

16/17 Contracted general activity (UDA)	11,601
Carry forward general activity (UDA)	182
16/17 Contracted orthodontic activity (UOA)	0
Carry forward orthodontic activity (UOA)	0
Baseline contract value	£295,574.74

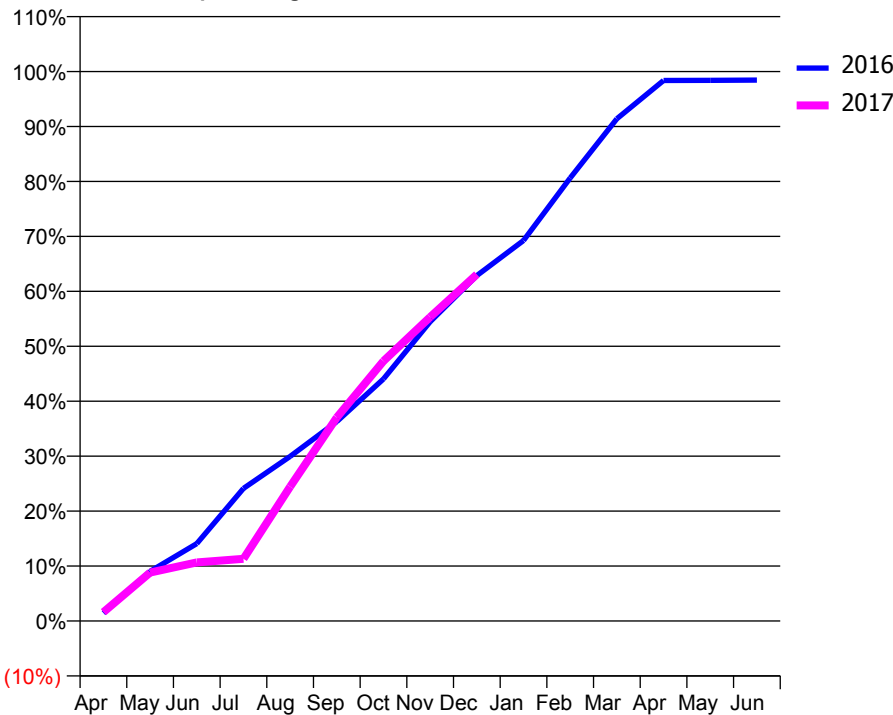
ACCESS*

Patients seen in 24 months	Total	Change since previous quarter
Quarter ending December 2015	4,226	
Quarter ending March 2016	4,161	↓
Quarter ending June 2016	4,075	↓
Quarter ending September 2016	4,136	→
Quarter ending December 2016	4,107	→
Variance since December 2015	(2.8%)	↓



ACTIVITY

Cumulative percentage of contracted UDA delivered 2016 & 2017



Month	Adjusted Scheduled Activity (UDA)	
	2016	2017
April	168	188
May	1,050	1,025
June	1,635	1,236
July	2,798	1,313
August	3,475	2,835
September	4,210	4,298
October	5,111	5,488
November	6,318	6,416
December	7,291	7,318
January	8,035	
February	9,353	
March	10,603	
April	11,412	
May	11,415	
June	11,419	

QUALITY

	Quantity	Base Number	Contract	AT	Region	England
% of FP17s for the same patient ID Re-attending within 3 months - Children	54	719	7.5%	10.5%	12.1%	12.4%
% of FP17s for the same patient ID Re-attending within 3 months - Adults	526	3,135	16.8%	14.2%	15.9%	16.6%
% of FP17s for the same patient ID Re-attending between 3 & 9 months - Children	326	719	45.3%	59.2%	58.6%	57.5%
% of FP17s for the same patient ID Re-attending between 3 & 9 months - Adults	1,527	3,135	48.7%	54.1%	51.5%	50.4%
% of FP17s for Band 1 Urgent Courses	197	3,521	5.6%	7.2%	8.0%	9.1%
% of FP17s Relating to Free Repair or Replacements	38	3,521	1.1%	0.9%	0.8%	0.8%
% of FP17s Relating to Continuations	21	3,521	0.6%	1.4%	1.2%	1.3%
% of Patients satisfied with the dentistry they have received	6	6	N/A	93.3%	92.8%	92.7%
% of Patients satisfied with the time they had to wait for an appointment	6	6	N/A	89.9%	89.2%	88.8%

* This is based on patients treated on this contract for their most recent course of treatment. Figures in italics indicate the base number of FP17s or Patient Questionnaire responses are less than 100. N/A is shown where the base number of responses is less than 10 during the period. % is calculated as Quantity/Base number*100

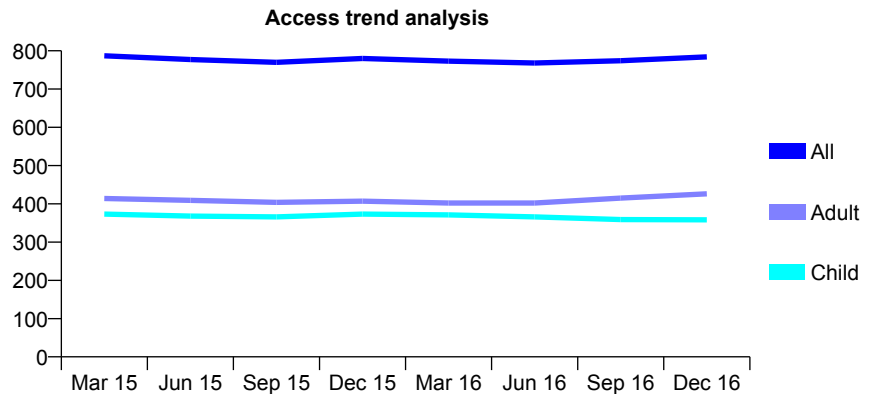
Q60 - Vital Signs At a Glance Contract Report for 766453/0001 - December 2016

Name or company name	MR AL CUFFLIN
Contract type name	GDS Contract
Purpose of contract	General
Contract start date	26/11/2008
Contract end date	

16/17 Contracted general activity (UDA)	1,703
Carry forward general activity (UDA)	-34
16/17 Contracted orthodontic activity (UOA)	0
Carry forward orthodontic activity (UOA)	0
Baseline contract value	£37,557.41

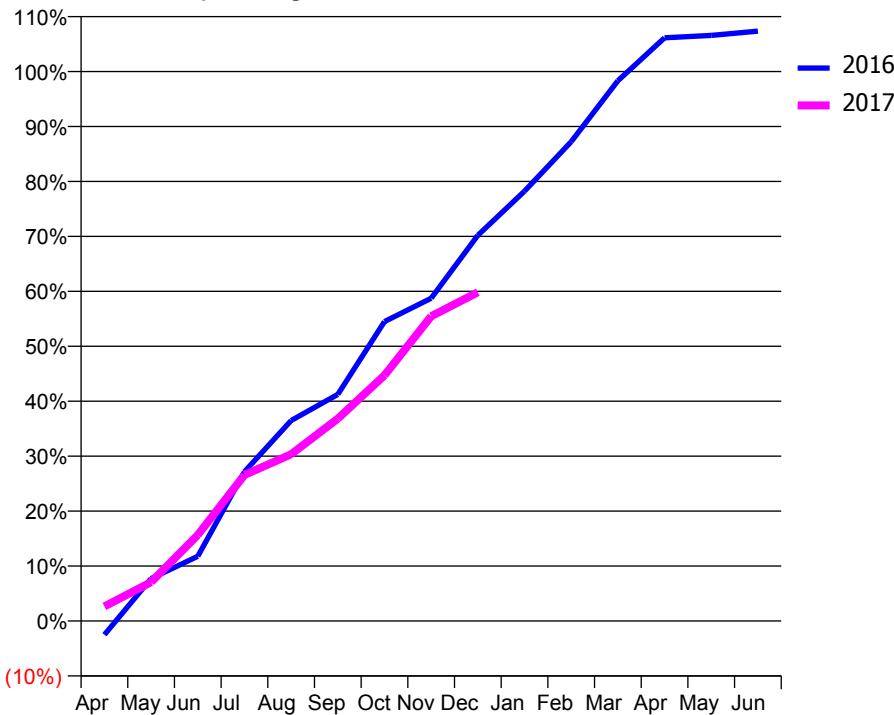
ACCESS*

Patients seen in 24 months	Total	Change since previous quarter
Quarter ending December 2015	780	
Quarter ending March 2016	773	→
Quarter ending June 2016	768	→
Quarter ending September 2016	774	→
Quarter ending December 2016	784	→
Variance since December 2015	0.5%	→



ACTIVITY

Cumulative percentage of contracted UDA delivered 2016 & 2017



Month	Adjusted Scheduled Activity (UDA)	
	2016	2017
April	-43	45
May	132	120
June	201	267
July	463	453
August	621	517
September	702	627
October	928	761
November	1,000	944
December	1,195	1,019
January	1,332	
February	1,486	
March	1,674	
April	1,808	
May	1,815	
June	1,828	

QUALITY

	Quantity	Base Number	Contract	AT	Region	England
% of FP17s for the same patient ID Re-attending within 3 months - Children	21	365	5.8%	10.5%	12.1%	12.4%
% of FP17s for the same patient ID Re-attending within 3 months - Adults	47	381	12.3%	14.2%	15.9%	16.6%
% of FP17s for the same patient ID Re-attending between 3 & 9 months - Children	224	365	61.4%	59.2%	58.6%	57.5%
% of FP17s for the same patient ID Re-attending between 3 & 9 months - Adults	212	381	55.6%	54.1%	51.5%	50.4%
% of FP17s for Band 1 Urgent Courses	33	653	5.1%	7.2%	8.0%	9.1%
% of FP17s Relating to Free Repair or Replacements	3	653	0.5%	0.9%	0.8%	0.8%
% of FP17s Relating to Continuations	2	653	0.3%	1.4%	1.2%	1.3%
% of Patients satisfied with the dentistry they have received	0	0	N/A	93.3%	92.8%	92.7%
% of Patients satisfied with the time they had to wait for an appointment	0	0	N/A	89.9%	89.2%	88.8%

* This is based on patients treated on this contract for their most recent course of treatment. Figures in italics indicate the base number of FP17s or Patient Questionnaire responses are less than 100. N/A is shown where the base number of responses is less than 10 during the period. % is calculated as Quantity/Base number*100

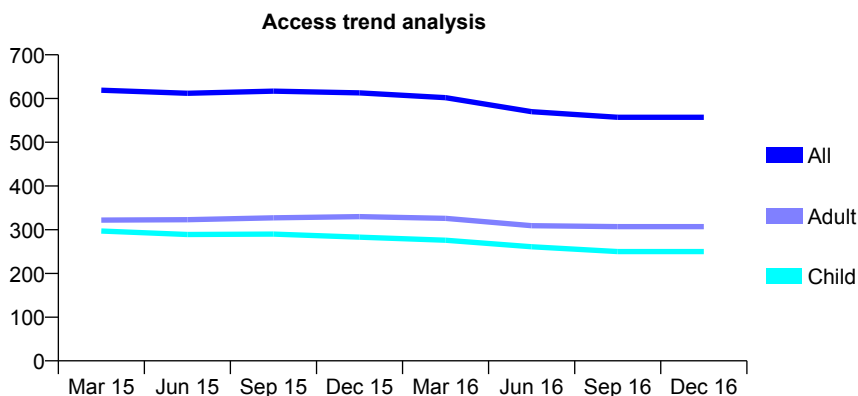
Q60 - Vital Signs At a Glance Contract Report for 768650/0002 - December 2016

Name or company name	MR RB ROUGH
Contract type name	GDS Contract
Purpose of contract	General
Contract start date	18/01/2013
Contract end date	

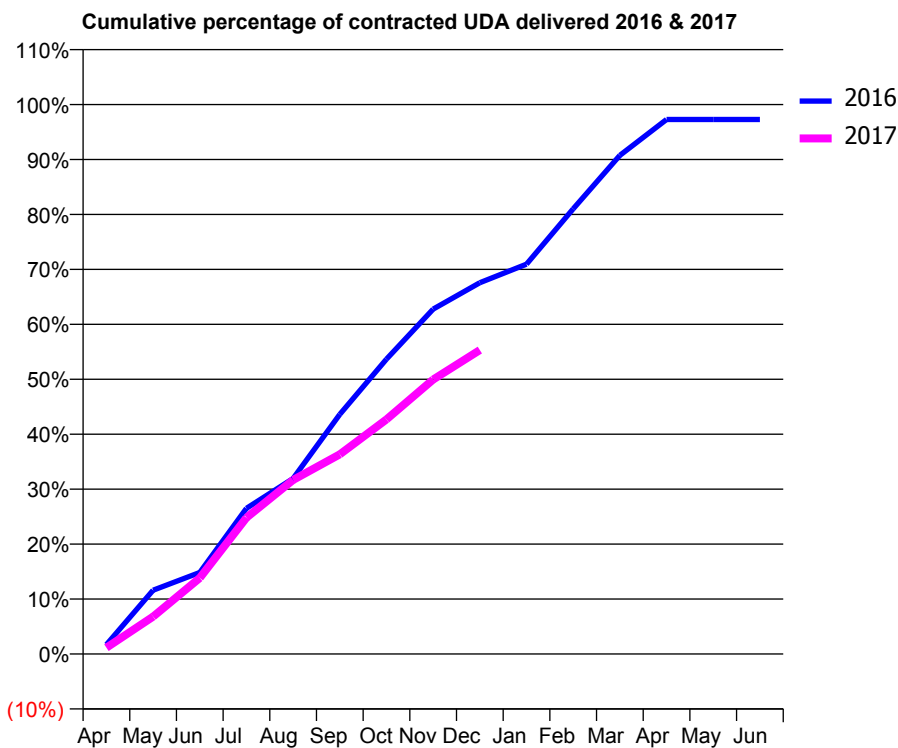
16/17 Contracted general activity (UDA)	1,646
Carry forward general activity (UDA)	44
16/17 Contracted orthodontic activity (UOA)	0
Carry forward orthodontic activity (UOA)	0
Baseline contract value	£36,289.55

ACCESS*

Patients seen in 24 months	Total	Change since previous quarter
Quarter ending December 2015	613	
Quarter ending March 2016	602	↓
Quarter ending June 2016	570	↓
Quarter ending September 2016	557	↓
Quarter ending December 2016	557	→
Variance since December 2015	(9.1%)	↓



ACTIVITY



Month	Adjusted Scheduled Activity (UDA)	
	2016	2017
April	28	19
May	191	112
June	244	228
July	436	409
August	526	522
September	718	598
October	883	703
November	1,033	822
December	1,112	911
January	1,168	
February	1,333	
March	1,494	
April	1,601	
May	1,601	
June	1,601	

QUALITY

	Quantity	Base Number	Contract	AT	Region	England
% of FP17s for the same patient ID Re-attending within 3 months - Children	35	320	10.9%	10.5%	12.1%	12.4%
% of FP17s for the same patient ID Re-attending within 3 months - Adults	29	286	10.1%	14.2%	15.9%	16.6%
% of FP17s for the same patient ID Re-attending between 3 & 9 months - Children	208	320	65.0%	59.2%	58.6%	57.5%
% of FP17s for the same patient ID Re-attending between 3 & 9 months - Adults	174	286	60.8%	54.1%	51.5%	50.4%
% of FP17s for Band 1 Urgent Courses	43	559	7.7%	7.2%	8.0%	9.1%
% of FP17s Relating to Free Repair or Replacements	0	559	0.0%	0.9%	0.8%	0.8%
% of FP17s Relating to Continuations	0	559	0.0%	1.4%	1.2%	1.3%
% of Patients satisfied with the dentistry they have received	1	2	N/A	93.3%	92.8%	92.7%
% of Patients satisfied with the time they had to wait for an appointment	2	2	N/A	89.9%	89.2%	88.8%

* This is based on patients treated on this contract for their most recent course of treatment. Figures in italics indicate the base number of FP17s or Patient Questionnaire responses are less than 100. N/A is shown where the base number of responses is less than 10 during the period. % is calculated as Quantity/Base number*100

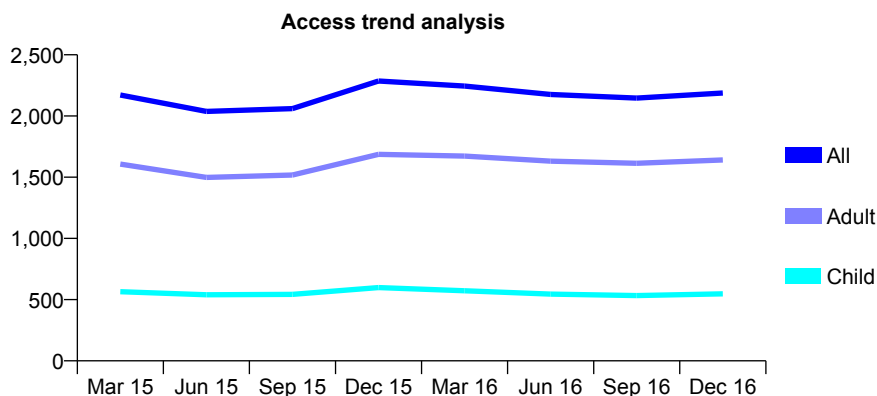
Q60 - Vital Signs At a Glance Contract Report for 771244/0002 - December 2016

Name or company name	MRS H HELLER
Contract type name	GDS Contract
Purpose of contract	General
Contract start date	01/04/2006
Contract end date	

16/17 Contracted general activity (UDA)	5,415
Carry forward general activity (UDA)	-108
16/17 Contracted orthodontic activity (UOA)	0
Carry forward orthodontic activity (UOA)	0
Baseline contract value	£152,613.44

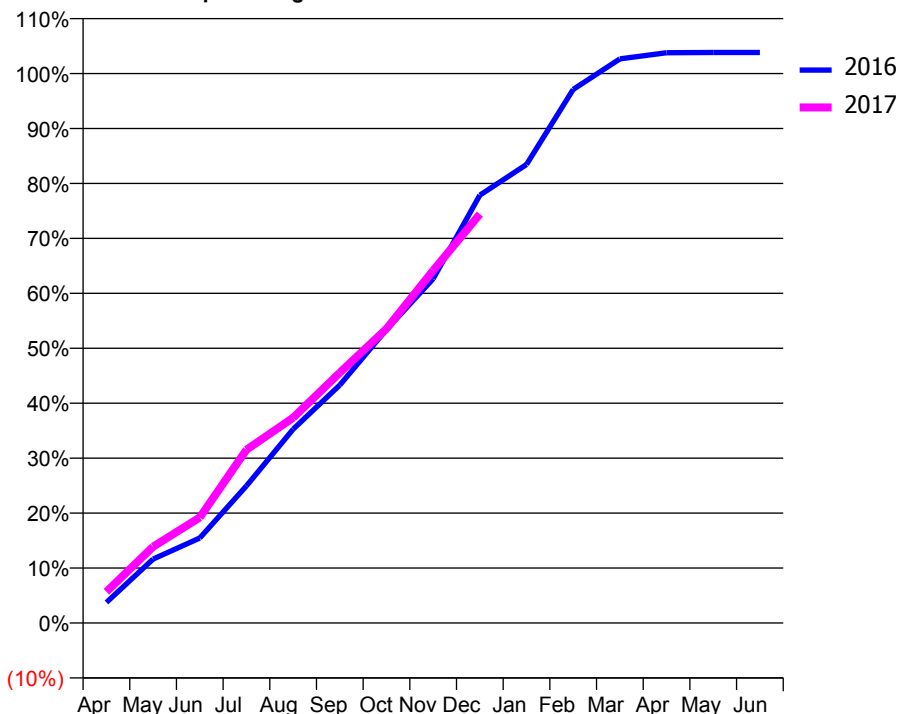
ACCESS*

Patients seen in 24 months	Total	Change since previous quarter
Quarter ending December 2015	2,286	
Quarter ending March 2016	2,245	↓
Quarter ending June 2016	2,176	↓
Quarter ending September 2016	2,147	↓
Quarter ending December 2016	2,188	→
Variance since December 2015	(4.3%)	↓



ACTIVITY

Cumulative percentage of contracted UDA delivered 2016 & 2017



Month	Adjusted Scheduled Activity (UDA)	
	2016	2017
April	203	308
May	630	752
June	837	1,040
July	1,351	1,707
August	1,911	2,023
September	2,345	2,468
October	2,891	2,900
November	3,392	3,474
December	4,217	4,030
January	4,518	
February	5,258	
March	5,560	
April	5,619	
May	5,622	
June	5,622	

QUALITY

	Quantity	Base Number	Contract	AT	Region	England
% of FP17s for the same patient ID Re-attending within 3 months - Children	29	579	5.0%	10.5%	12.1%	12.4%
% of FP17s for the same patient ID Re-attending within 3 months - Adults	134	1,643	8.2%	14.2%	15.9%	16.6%
% of FP17s for the same patient ID Re-attending between 3 & 9 months - Children	288	579	49.7%	59.2%	58.6%	57.5%
% of FP17s for the same patient ID Re-attending between 3 & 9 months - Adults	683	1,643	41.6%	54.1%	51.5%	50.4%
% of FP17s for Band 1 Urgent Courses	166	2,172	7.6%	7.2%	8.0%	9.1%
% of FP17s Relating to Free Repair or Replacements	0	2,172	0.0%	0.9%	0.8%	0.8%
% of FP17s Relating to Continuations	41	2,172	1.9%	1.4%	1.2%	1.3%
% of Patients satisfied with the dentistry they have received	2	2	N/A	93.3%	92.8%	92.7%
% of Patients satisfied with the time they had to wait for an appointment	2	2	N/A	89.9%	89.2%	88.8%

* This is based on patients treated on this contract for their most recent course of treatment. Figures in italics indicate the base number of FP17s or Patient Questionnaire responses are less than 100. N/A is shown where the base number of responses is less than 10 during the period. % is calculated as Quantity/Base number*100

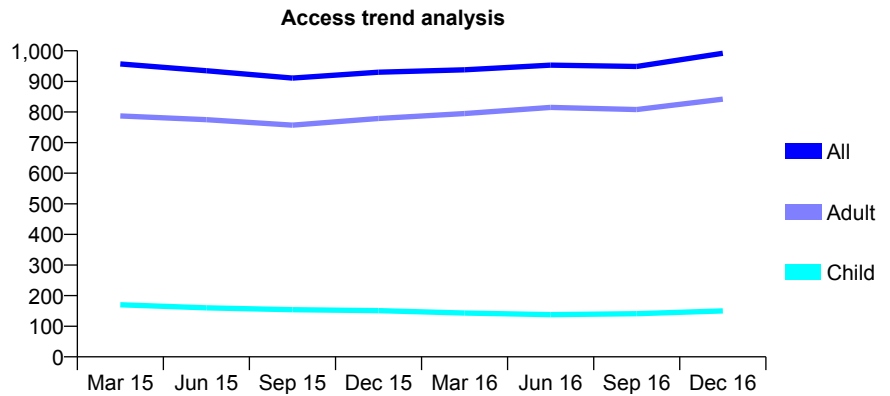
Q60 - Vital Signs At a Glance Contract Report for 773662/0002 - December 2016

Name or company name	MR N O'DONOVAN
Contract type name	GDS Contract
Purpose of contract	General
Contract start date	10/12/2006
Contract end date	

16/17 Contracted general activity (UDA)	4,079
Carry forward general activity (UDA)	0
16/17 Contracted orthodontic activity (UOA)	0
Carry forward orthodontic activity (UOA)	0
Baseline contract value	£141,269.45

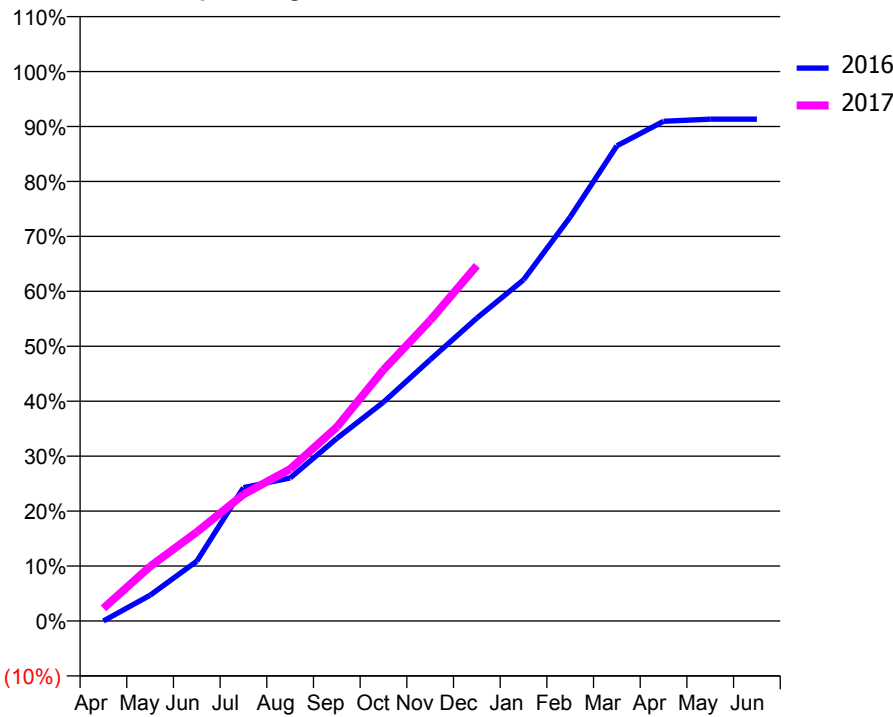
ACCESS*

Patients seen in 24 months	Total	Change since previous quarter
Quarter ending December 2015	930	
Quarter ending March 2016	938	→
Quarter ending June 2016	953	→
Quarter ending September 2016	949	→
Quarter ending December 2016	992	↑
Variance since December 2015	6.7%	↑



ACTIVITY

Cumulative percentage of contracted UDA delivered 2016 & 2017



Month	Adjusted Scheduled Activity (UDA)	
	2016	2017
April	0	95
May	191	405
June	444	661
July	990	940
August	1,062	1,128
September	1,356	1,440
October	1,625	1,864
November	1,940	2,232
December	2,248	2,638
January	2,533	
February	2,998	
March	3,527	
April	3,710	
May	3,726	
June	3,726	

QUALITY

	Quantity	Base Number	Contract	AT	Region	England
% of FP17s for the same patient ID Re-attending within 3 months - Children	7	134	5.2%	10.5%	12.1%	12.4%
% of FP17s for the same patient ID Re-attending within 3 months - Adults	118	976	12.1%	14.2%	15.9%	16.6%
% of FP17s for the same patient ID Re-attending between 3 & 9 months - Children	66	134	49.3%	59.2%	58.6%	57.5%
% of FP17s for the same patient ID Re-attending between 3 & 9 months - Adults	580	976	59.4%	54.1%	51.5%	50.4%
% of FP17s for Band 1 Urgent Courses	71	1,042	6.8%	7.2%	8.0%	9.1%
% of FP17s Relating to Free Repair or Replacements	13	1,042	1.2%	0.9%	0.8%	0.8%
% of FP17s Relating to Continuations	9	1,042	0.9%	1.4%	1.2%	1.3%
% of Patients satisfied with the dentistry they have received	4	5	N/A	93.3%	92.8%	92.7%
% of Patients satisfied with the time they had to wait for an appointment	4	5	N/A	89.9%	89.2%	88.8%

* This is based on patients treated on this contract for their most recent course of treatment. Figures in italics indicate the base number of FP17s or Patient Questionnaire responses are less than 100. N/A is shown where the base number of responses is less than 10 during the period. % is calculated as Quantity/Base number*100

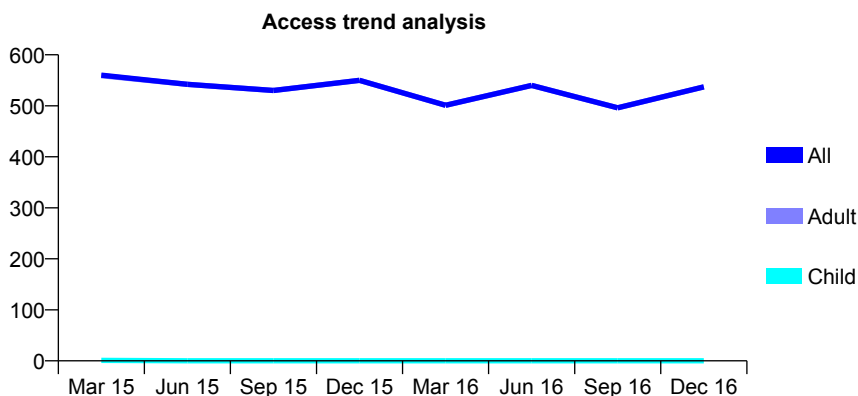
Q60 - Vital Signs At a Glance Contract Report for 775029/0001 - December 2016

Name or company name	MR JS HEAR
Contract type name	GDS Contract
Purpose of contract	General
Contract start date	01/04/2006
Contract end date	

16/17 Contracted general activity (UDA)	1,710
Carry forward general activity (UDA)	-13
16/17 Contracted orthodontic activity (UOA)	0
Carry forward orthodontic activity (UOA)	0
Baseline contract value	£50,509.55

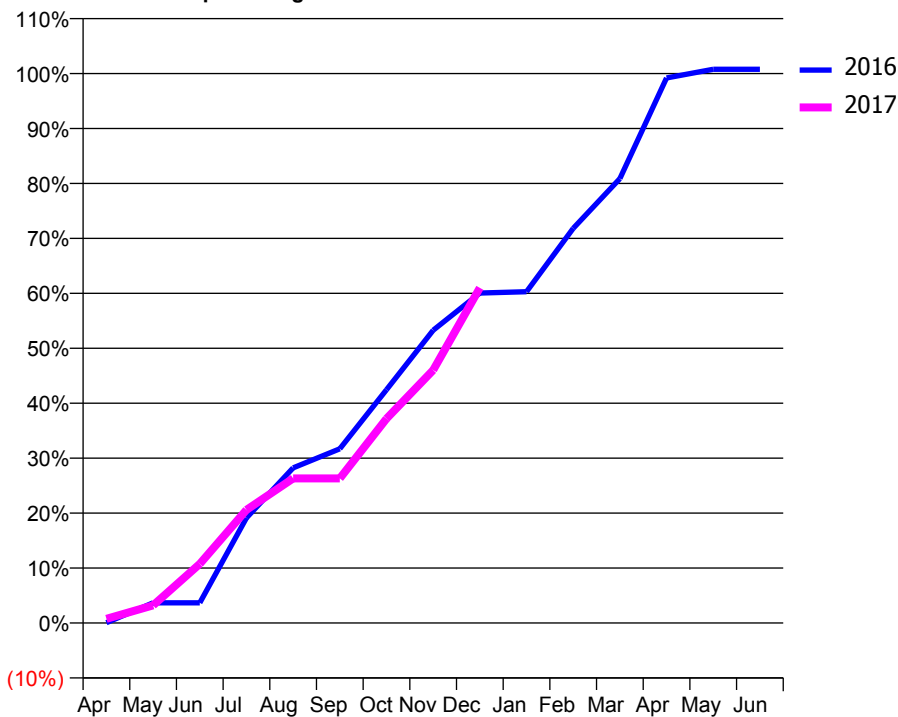
ACCESS*

Patients seen in 24 months	Total	Change since previous quarter
Quarter ending December 2015	550	
Quarter ending March 2016	501	↓
Quarter ending June 2016	540	↑
Quarter ending September 2016	496	↓
Quarter ending December 2016	537	↑
Variance since December 2015	(2.4%)	↓



ACTIVITY

Cumulative percentage of contracted UDA delivered 2016 & 2017



Month	Adjusted Scheduled Activity (UDA)	
	2016	2017
April	1	13
May	63	55
June	63	184
July	327	352
August	483	450
September	542	450
October	726	636
November	911	787
December	1,027	1,043
January	1,031	
February	1,228	
March	1,383	
April	1,696	
May	1,723	
June	1,723	

QUALITY

	Quantity	Base Number	Contract	AT	Region	England
% of FP17s for the same patient ID Re-attending within 3 months - Children	0	0	N/A	10.5%	12.1%	12.4%
% of FP17s for the same patient ID Re-attending within 3 months - Adults	25	304	8.2%	14.2%	15.9%	16.6%
% of FP17s for the same patient ID Re-attending between 3 & 9 months - Children	0	0	N/A	59.2%	58.6%	57.5%
% of FP17s for the same patient ID Re-attending between 3 & 9 months - Adults	32	304	10.5%	54.1%	51.5%	50.4%
% of FP17s for Band 1 Urgent Courses	1	238	0.4%	7.2%	8.0%	9.1%
% of FP17s Relating to Free Repair or Replacements	0	238	0.0%	0.9%	0.8%	0.8%
% of FP17s Relating to Continuations	0	238	0.0%	1.4%	1.2%	1.3%
% of Patients satisfied with the dentistry they have received	1	1	N/A	93.3%	92.8%	92.7%
% of Patients satisfied with the time they had to wait for an appointment	0	1	N/A	89.9%	89.2%	88.8%

* This is based on patients treated on this contract for their most recent course of treatment. Figures in italics indicate the base number of FP17s or Patient Questionnaire responses are less than 100. N/A is shown where the base number of responses is less than 10 during the period. % is calculated as Quantity/Base number*100

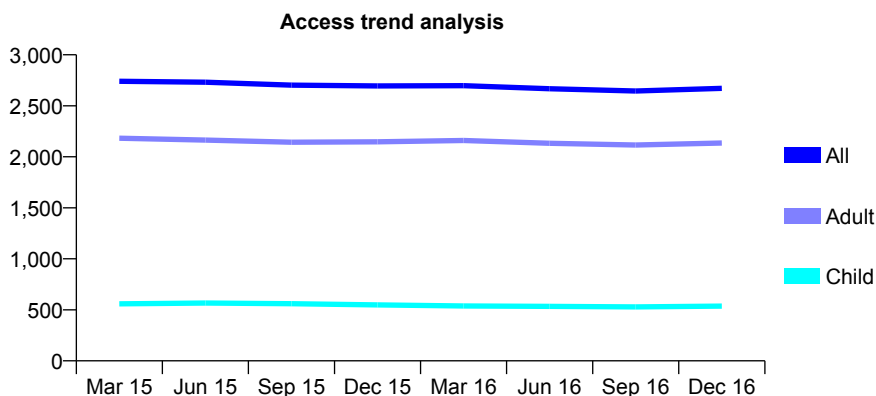
Q60 - Vital Signs At a Glance Contract Report for 775207/0001 - December 2016

Name or company name	MISS AL CHANDLER
Contract type name	GDS Contract
Purpose of contract	General
Contract start date	18/11/2007
Contract end date	

16/17 Contracted general activity (UDA)	8,967
Carry forward general activity (UDA)	-179
16/17 Contracted orthodontic activity (UOA)	0
Carry forward orthodontic activity (UOA)	0
Baseline contract value	£210,393.76

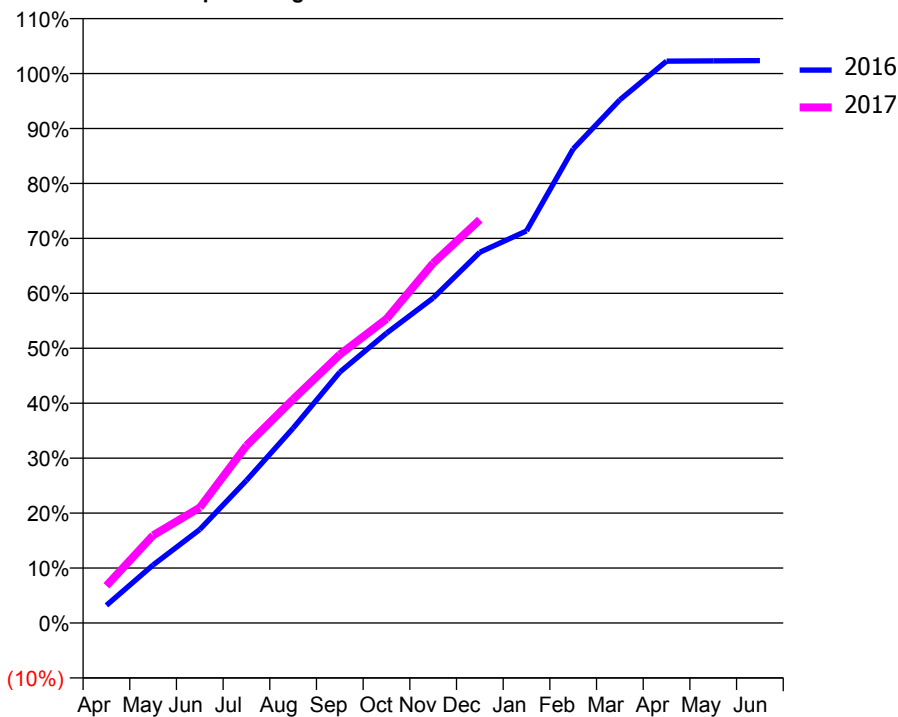
ACCESS*

Patients seen in 24 months	Total	Change since previous quarter
Quarter ending December 2015	2,695	
Quarter ending March 2016	2,698	→
Quarter ending June 2016	2,667	↓
Quarter ending September 2016	2,645	→
Quarter ending December 2016	2,671	→
Variance since December 2015	(0.9%)	→



ACTIVITY

Cumulative percentage of contracted UDA delivered 2016 & 2017



Month	Adjusted Scheduled Activity (UDA)	
	2016	2017
April	289	607
May	947	1,431
June	1,526	1,883
July	2,326	2,896
August	3,181	3,649
September	4,095	4,382
October	4,731	4,961
November	5,305	5,872
December	6,049	6,581
January	6,398	
February	7,737	
March	8,537	
April	9,168	
May	9,172	
June	9,178	

QUALITY

	Quantity	Base Number	Contract	AT	Region	England
% of FP17s for the same patient ID Re-attending within 3 months - Children	48	614	7.8%	10.5%	12.1%	12.4%
% of FP17s for the same patient ID Re-attending within 3 months - Adults	504	2,652	19.0%	14.2%	15.9%	16.6%
% of FP17s for the same patient ID Re-attending between 3 & 9 months - Children	369	614	60.1%	59.2%	58.6%	57.5%
% of FP17s for the same patient ID Re-attending between 3 & 9 months - Adults	1,475	2,652	55.6%	54.1%	51.5%	50.4%
% of FP17s for Band 1 Urgent Courses	222	3,078	7.2%	7.2%	8.0%	9.1%
% of FP17s Relating to Free Repair or Replacements	82	3,078	2.7%	0.9%	0.8%	0.8%
% of FP17s Relating to Continuations	97	3,078	3.2%	1.4%	1.2%	1.3%
% of Patients satisfied with the dentistry they have received	4	4	N/A	93.3%	92.8%	92.7%
% of Patients satisfied with the time they had to wait for an appointment	4	4	N/A	89.9%	89.2%	88.8%

* This is based on patients treated on this contract for their most recent course of treatment. Figures in italics indicate the base number of FP17s or Patient Questionnaire responses are less than 100. N/A is shown where the base number of responses is less than 10 during the period. % is calculated as Quantity/Base number*100

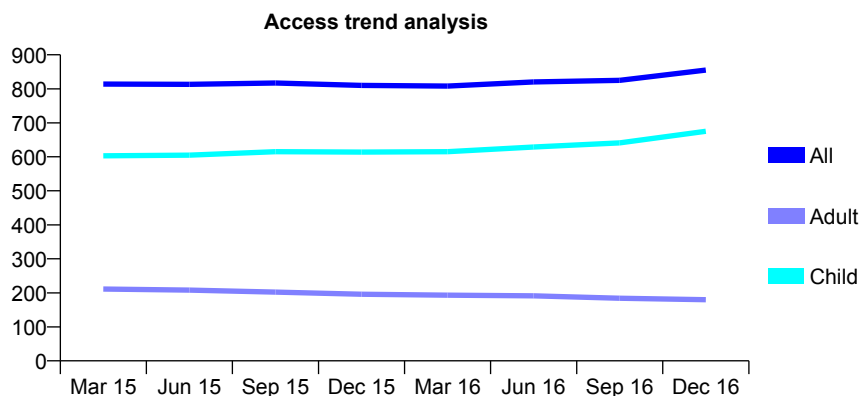
Q60 - Vital Signs At a Glance Contract Report for 807508/0004 - December 2016

Name or company name	MR SG MAIN
Contract type name	GDS Contract
Purpose of contract	General and Orthodontic
Contract start date	21/09/2009
Contract end date	

16/17 Contracted general activity (UDA)	1,633
Carry forward general activity (UDA)	-28
16/17 Contracted orthodontic activity (UOA)	276
Carry forward orthodontic activity (UOA)	0
Baseline contract value	£60,593.88

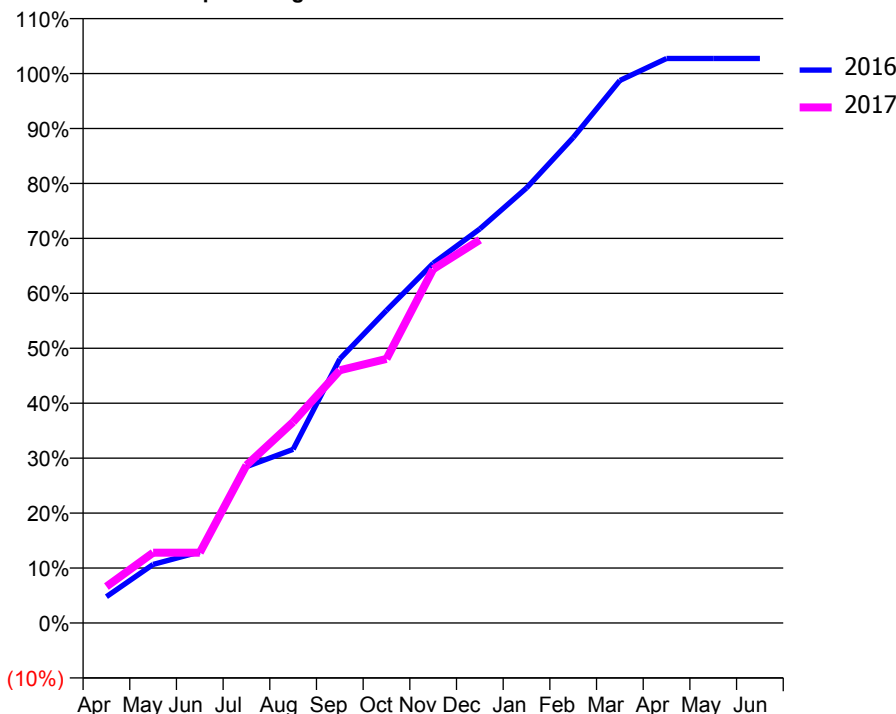
ACCESS*

Patients seen in 24 months	Total	Change since previous quarter
Quarter ending December 2015	810	
Quarter ending March 2016	808	→
Quarter ending June 2016	820	→
Quarter ending September 2016	825	→
Quarter ending December 2016	855	↑
Variance since December 2015	5.6%	↑



ACTIVITY

Cumulative percentage of contracted UDA delivered 2016 & 2017



Month	Adjusted Scheduled Activity (UDA)	
	2016	2017
April	67	108
May	149	209
June	181	209
July	398	469
August	443	597
September	673	751
October	797	785
November	917	1,051
December	1,004	1,139
January	1,108	
February	1,237	
March	1,382	
April	1,438	
May	1,438	
June	1,438	

QUALITY

	Quantity	Base Number	Contract	AT	Region	England
% of FP17s for the same patient ID Re-attending within 3 months - Children	43	742	5.8%	10.5%	12.1%	12.4%
% of FP17s for the same patient ID Re-attending within 3 months - Adults	6	97	6.2%	14.2%	15.9%	16.6%
% of FP17s for the same patient ID Re-attending between 3 & 9 months - Children	300	742	40.4%	59.2%	58.6%	57.5%
% of FP17s for the same patient ID Re-attending between 3 & 9 months - Adults	15	97	15.5%	54.1%	51.5%	50.4%
% of FP17s for Band 1 Urgent Courses	19	751	2.5%	7.2%	8.0%	9.1%
% of FP17s Relating to Free Repair or Replacements	0	751	0.0%	0.9%	0.8%	0.8%
% of FP17s Relating to Continuations	0	751	0.0%	1.4%	1.2%	1.3%
% of Patients satisfied with the dentistry they have received	0	0	N/A	93.3%	92.8%	92.7%
% of Patients satisfied with the time they had to wait for an appointment	0	0	N/A	89.9%	89.2%	88.8%

* This is based on patients treated on this contract for their most recent course of treatment. Figures in italics indicate the base number of FP17s or Patient Questionnaire responses are less than 100. N/A is shown where the base number of responses is less than 10 during the period. % is calculated as Quantity/Base number*100

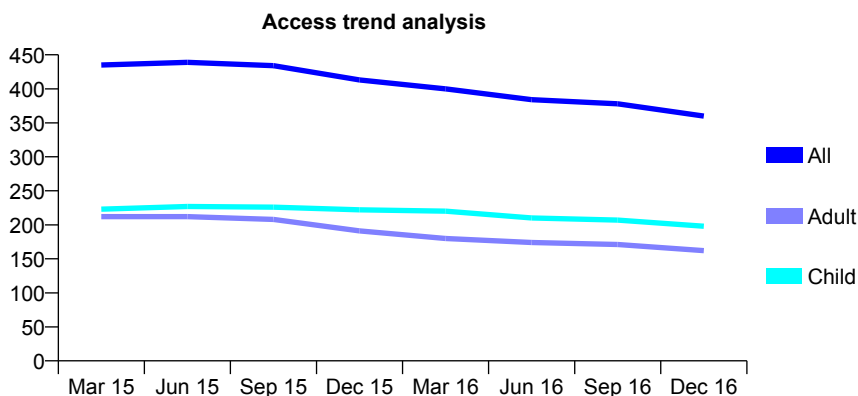
Q60 - Vital Signs At a Glance Contract Report for 808040/0002 - December 2016

Name or company name	MR AH ROBERTS
Contract type name	GDS Contract
Purpose of contract	General
Contract start date	01/04/2006
Contract end date	30/11/2016

16/17 Contracted general activity (UDA)	667
Carry forward general activity (UDA)	0
16/17 Contracted orthodontic activity (UOA)	0
Carry forward orthodontic activity (UOA)	0
Baseline contract value	£17,001.15

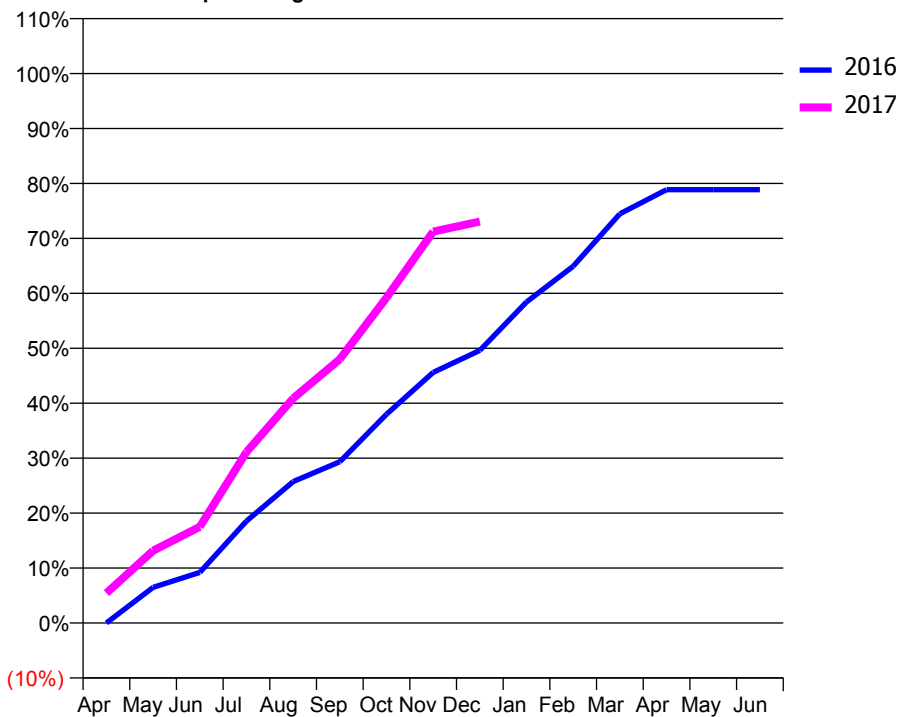
ACCESS*

Patients seen in 24 months	Total	Change since previous quarter
Quarter ending December 2015	413	
Quarter ending March 2016	400	↓
Quarter ending June 2016	384	↓
Quarter ending September 2016	378	↓
Quarter ending December 2016	360	↓
Variance since December 2015	(12.8%)	↓



ACTIVITY

Cumulative percentage of contracted UDA delivered 2016 & 2017



Adjusted Scheduled Activity (UDA)

Month	2016	2017
April	0	36
May	65	88
June	92	117
July	185	208
August	257	273
September	294	320
October	380	395
November	456	475
December	496	487
January	584	
February	649	
March	745	
April	789	
May	789	
June	789	

QUALITY

	Quantity	Base Number	Contract	AT	Region	England
% of FP17s for the same patient ID Re-attending within 3 months - Children	19	264	7.2%	10.5%	12.1%	12.4%
% of FP17s for the same patient ID Re-attending within 3 months - Adults	10	119	8.4%	14.2%	15.9%	16.6%
% of FP17s for the same patient ID Re-attending between 3 & 9 months - Children	171	264	64.8%	59.2%	58.6%	57.5%
% of FP17s for the same patient ID Re-attending between 3 & 9 months - Adults	72	119	60.5%	54.1%	51.5%	50.4%
% of FP17s for Band 1 Urgent Courses	20	356	5.6%	7.2%	8.0%	9.1%
% of FP17s Relating to Free Repair or Replacements	0	356	0.0%	0.9%	0.8%	0.8%
% of FP17s Relating to Continuations	0	356	0.0%	1.4%	1.2%	1.3%
% of Patients satisfied with the dentistry they have received	0	0	N/A	93.3%	92.8%	92.7%
% of Patients satisfied with the time they had to wait for an appointment	0	0	N/A	89.9%	89.2%	88.8%

* This is based on patients treated on this contract for their most recent course of treatment. Figures in italics indicate the base number of FP17s or Patient Questionnaire responses are less than 100. N/A is shown where the base number of responses is less than 10 during the period. % is calculated as Quantity/Base number*100

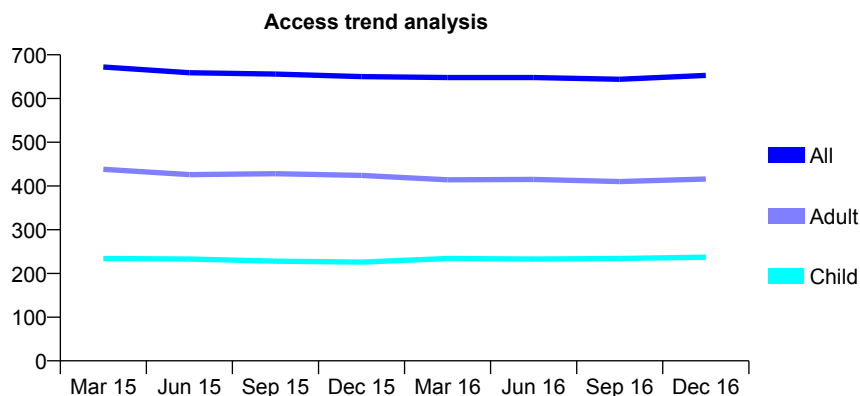
Q60 - Vital Signs At a Glance Contract Report for 809977/0001 - December 2016

Name or company name	MR JM ATKINSON
Contract type name	GDS Contract
Purpose of contract	General
Contract start date	01/04/2006
Contract end date	

16/17 Contracted general activity (UDA)	1,904
Carry forward general activity (UDA)	20
16/17 Contracted orthodontic activity (UOA)	0
Carry forward orthodontic activity (UOA)	0
Baseline contract value	£45,576.15

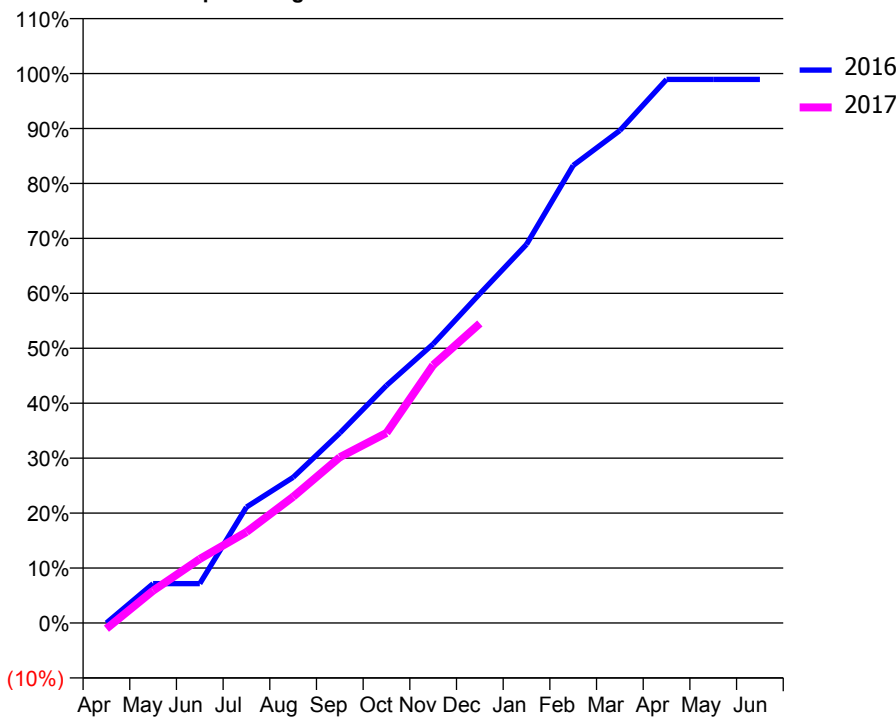
ACCESS*

Patients seen in 24 months	Total	Change since previous quarter
Quarter ending December 2015	650	
Quarter ending March 2016	648	→
Quarter ending June 2016	648	→
Quarter ending September 2016	644	→
Quarter ending December 2016	653	→
Variance since December 2015	0.5%	→



ACTIVITY

Cumulative percentage of contracted UDA delivered 2016 & 2017



Month	Adjusted Scheduled Activity (UDA)	
	2016	2017
April	0	-20
May	136	112
June	136	222
July	402	315
August	505	437
September	658	574
October	823	659
November	967	894
December	1,141	1,038
January	1,312	
February	1,585	
March	1,706	
April	1,884	
May	1,884	
June	1,884	

QUALITY

	Quantity	Base Number	Contract	AT	Region	England
% of FP17s for the same patient ID Re-attending within 3 months - Children	13	258	5.0%	10.5%	12.1%	12.4%
% of FP17s for the same patient ID Re-attending within 3 months - Adults	16	364	4.4%	14.2%	15.9%	16.6%
% of FP17s for the same patient ID Re-attending between 3 & 9 months - Children	137	258	53.1%	59.2%	58.6%	57.5%
% of FP17s for the same patient ID Re-attending between 3 & 9 months - Adults	248	364	68.1%	54.1%	51.5%	50.4%
% of FP17s for Band 1 Urgent Courses	4	560	0.7%	7.2%	8.0%	9.1%
% of FP17s Relating to Free Repair or Replacements	0	560	0.0%	0.9%	0.8%	0.8%
% of FP17s Relating to Continuations	0	560	0.0%	1.4%	1.2%	1.3%
% of Patients satisfied with the dentistry they have received	1	1	N/A	93.3%	92.8%	92.7%
% of Patients satisfied with the time they had to wait for an appointment	1	1	N/A	89.9%	89.2%	88.8%

* This is based on patients treated on this contract for their most recent course of treatment. Figures in italics indicate the base number of FP17s or Patient Questionnaire responses are less than 100. N/A is shown where the base number of responses is less than 10 during the period. % is calculated as Quantity/Base number*100

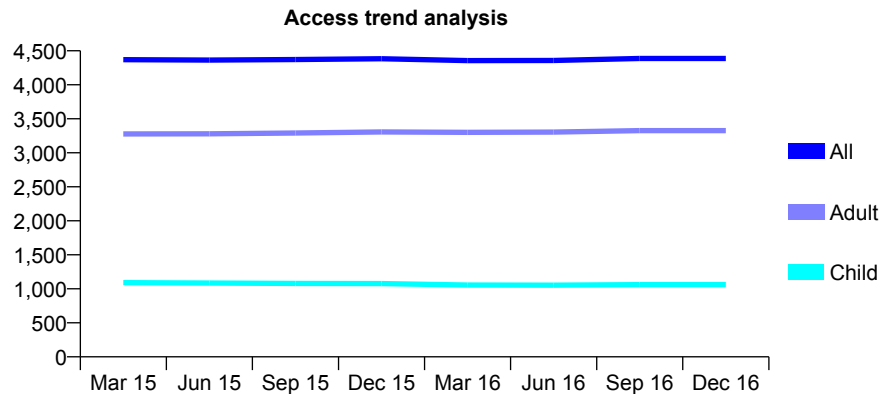
Q60 - Vital Signs At a Glance Contract Report for 812242/0001 - December 2016

Name or company name	MR JA BLAYNEY
Contract type name	GDS Contract
Purpose of contract	General
Contract start date	01/04/2006
Contract end date	

16/17 Contracted general activity (UDA)	12,840
Carry forward general activity (UDA)	-72
16/17 Contracted orthodontic activity (UOA)	0
Carry forward orthodontic activity (UOA)	0
Baseline contract value	£356,357.46

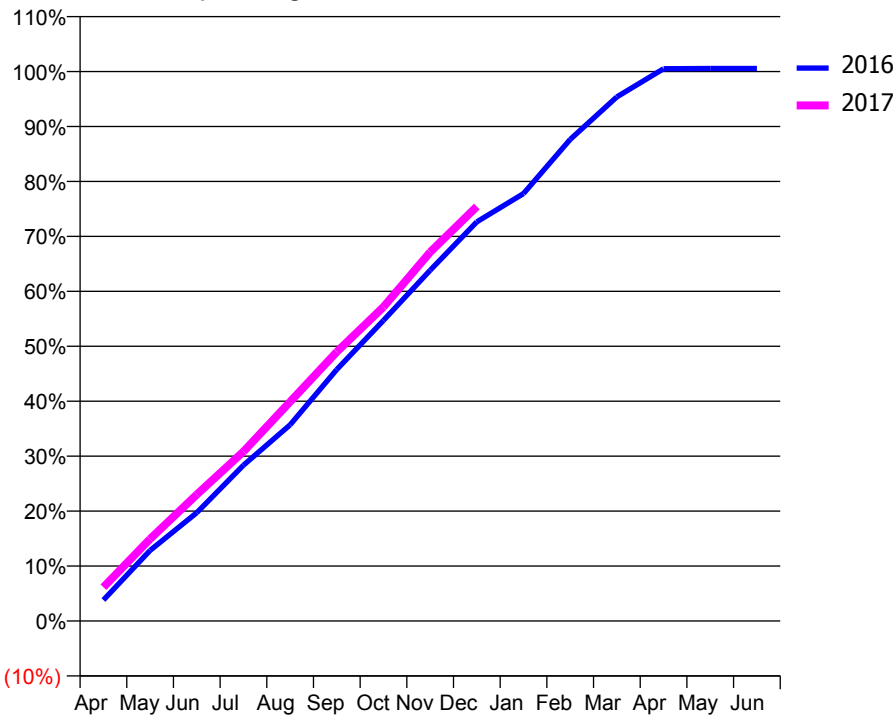
ACCESS*

Patients seen in 24 months	Total	Change since previous quarter
Quarter ending December 2015	4,383	
Quarter ending March 2016	4,355	→
Quarter ending June 2016	4,357	→
Quarter ending September 2016	4,388	→
Quarter ending December 2016	4,387	→
Variance since December 2015	0.1%	→



ACTIVITY

Cumulative percentage of contracted UDA delivered 2016 & 2017



Month	Adjusted Scheduled Activity (UDA)	
	2016	2017
April	491	791
May	1,651	1,917
June	2,532	2,954
July	3,641	3,958
August	4,585	5,125
September	5,879	6,288
October	7,026	7,339
November	8,197	8,621
December	9,327	9,685
January	9,988	
February	11,253	
March	12,246	
April	12,903	
May	12,910	
June	12,912	

QUALITY

	Quantity	Base Number	Contract	AT	Region	England
% of FP17s for the same patient ID Re-attending within 3 months - Children	80	1,265	6.3%	10.5%	12.1%	12.4%
% of FP17s for the same patient ID Re-attending within 3 months - Adults	431	3,578	12.0%	14.2%	15.9%	16.6%
% of FP17s for the same patient ID Re-attending between 3 & 9 months - Children	690	1,265	54.5%	59.2%	58.6%	57.5%
% of FP17s for the same patient ID Re-attending between 3 & 9 months - Adults	1,882	3,578	52.6%	54.1%	51.5%	50.4%
% of FP17s for Band 1 Urgent Courses	230	4,573	5.0%	7.2%	8.0%	9.1%
% of FP17s Relating to Free Repair or Replacements	24	4,573	0.5%	0.9%	0.8%	0.8%
% of FP17s Relating to Continuations	46	4,573	1.0%	1.4%	1.2%	1.3%
% of Patients satisfied with the dentistry they have received	9	10	90.0%	93.3%	92.8%	92.7%
% of Patients satisfied with the time they had to wait for an appointment	10	10	100.0%	89.9%	89.2%	88.8%

* This is based on patients treated on this contract for their most recent course of treatment. Figures in italics indicate the base number of FP17s or Patient Questionnaire responses are less than 100. N/A is shown where the base number of responses is less than 10 during the period. % is calculated as Quantity/Base number*100

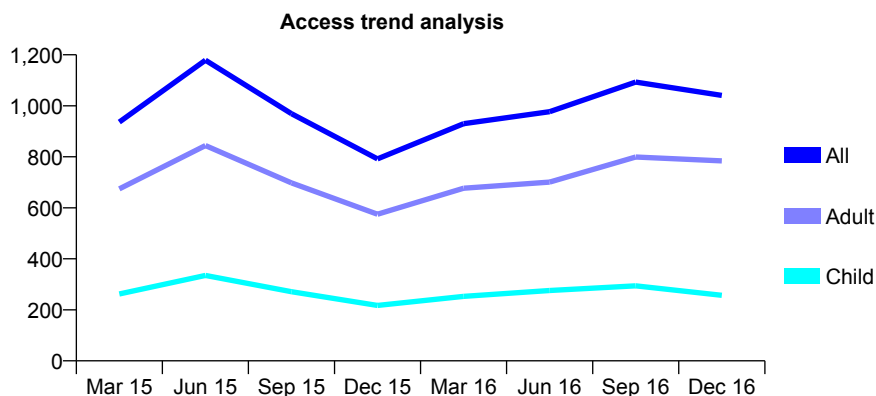
Q60 - Vital Signs At a Glance Contract Report for 824453/0001 - December 2016

Name or company name	MRS EA MIDDLETON
Contract type name	GDS Contract
Purpose of contract	General
Contract start date	01/04/2006
Contract end date	

16/17 Contracted general activity (UDA)	2,428
Carry forward general activity (UDA)	67
16/17 Contracted orthodontic activity (UOA)	0
Carry forward orthodontic activity (UOA)	0
Baseline contract value	£50,081.25

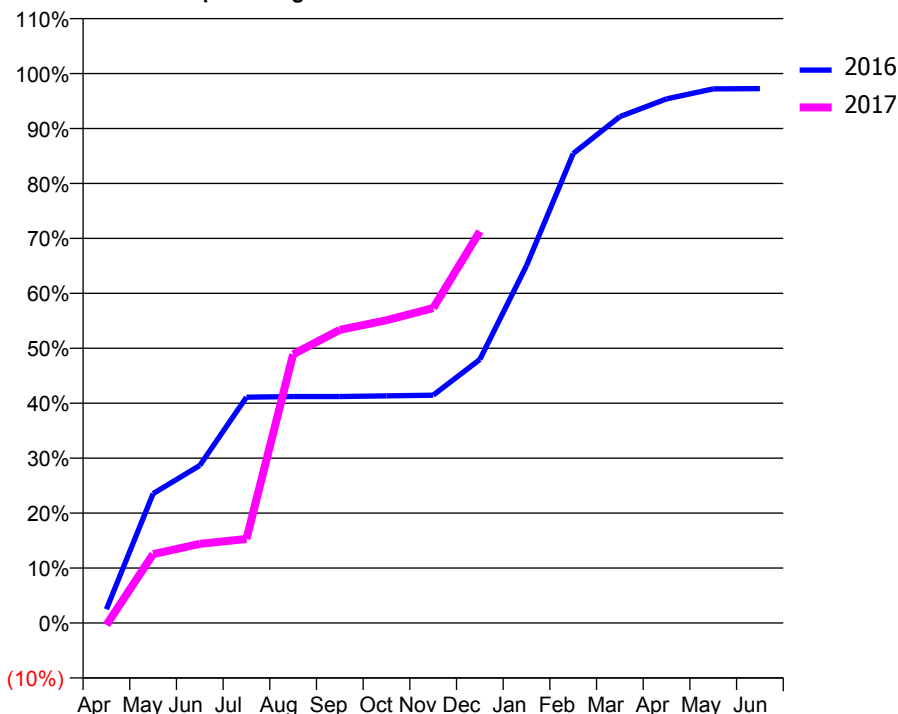
ACCESS*

Patients seen in 24 months	Total	Change since previous quarter
Quarter ending December 2015	792	
Quarter ending March 2016	930	↑
Quarter ending June 2016	977	↑
Quarter ending September 2016	1,093	↑
Quarter ending December 2016	1,041	↓
Variance since December 2015	31.4%	↑



ACTIVITY

Cumulative percentage of contracted UDA delivered 2016 & 2017



Month	Adjusted Scheduled Activity (UDA)	
	2016	2017
April	61	-9
May	572	305
June	696	350
July	998	372
August	1,001	1,188
September	1,001	1,296
October	1,004	1,338
November	1,007	1,391
December	1,164	1,730
January	1,579	
February	2,074	
March	2,237	
April	2,316	
May	2,360	
June	2,361	

QUALITY

	Quantity	Base Number	Contract	AT	Region	England
% of FP17s for the same patient ID Re-attending within 3 months - Children	7	238	2.9%	10.5%	12.1%	12.4%
% of FP17s for the same patient ID Re-attending within 3 months - Adults	47	663	7.1%	14.2%	15.9%	16.6%
% of FP17s for the same patient ID Re-attending between 3 & 9 months - Children	33	238	13.9%	59.2%	58.6%	57.5%
% of FP17s for the same patient ID Re-attending between 3 & 9 months - Adults	123	663	18.6%	54.1%	51.5%	50.4%
% of FP17s for Band 1 Urgent Courses	46	831	5.5%	7.2%	8.0%	9.1%
% of FP17s Relating to Free Repair or Replacements	7	831	0.8%	0.9%	0.8%	0.8%
% of FP17s Relating to Continuations	5	831	0.6%	1.4%	1.2%	1.3%
% of Patients satisfied with the dentistry they have received	0	0	N/A	93.3%	92.8%	92.7%
% of Patients satisfied with the time they had to wait for an appointment	0	0	N/A	89.9%	89.2%	88.8%

* This is based on patients treated on this contract for their most recent course of treatment. Figures in italics indicate the base number of FP17s or Patient Questionnaire responses are less than 100. N/A is shown where the base number of responses is less than 10 during the period. % is calculated as Quantity/Base number*100

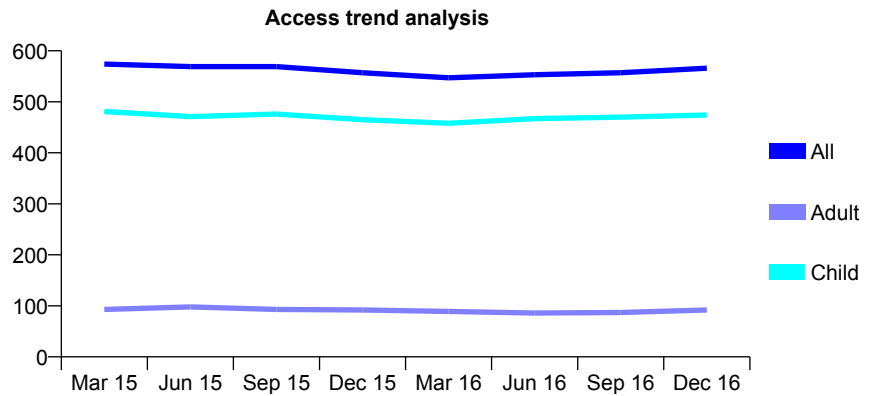
Q60 - Vital Signs At a Glance Contract Report for 825085/0001 - December 2016

Name or company name	MR PB NADIN
Contract type name	GDS Contract
Purpose of contract	General
Contract start date	01/04/2006
Contract end date	

16/17 Contracted general activity (UDA)	1,686
Carry forward general activity (UDA)	0
16/17 Contracted orthodontic activity (UOA)	0
Carry forward orthodontic activity (UOA)	0
Baseline contract value	£43,288.09

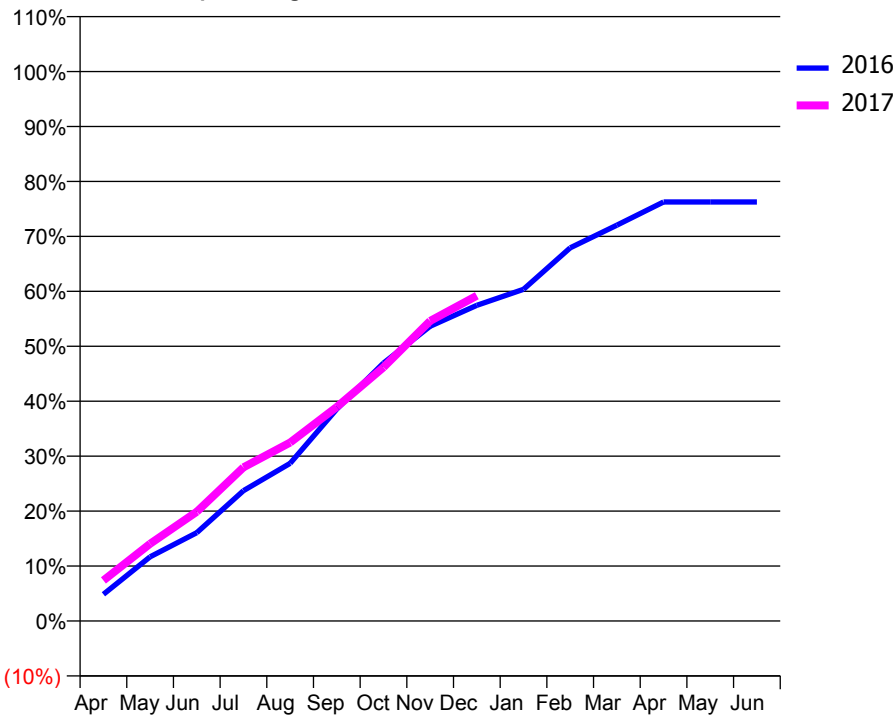
ACCESS*

Patients seen in 24 months	Total	Change since previous quarter
Quarter ending December 2015	557	
Quarter ending March 2016	547	↓
Quarter ending June 2016	553	→
Quarter ending September 2016	557	→
Quarter ending December 2016	566	→
Variance since December 2015	1.6%	→



ACTIVITY

Cumulative percentage of contracted UDA delivered 2016 & 2017



Month	Adjusted Scheduled Activity (UDA)	
	2016	2017
April	82	124
May	197	237
June	271	335
July	400	471
August	484	548
September	650	657
October	791	778
November	904	921
December	969	998
January	1,018	
February	1,145	
March	1,215	
April	1,286	
May	1,286	
June	1,286	

QUALITY

	Quantity	Base Number	Contract	AT	Region	England
% of FP17s for the same patient ID Re-attending within 3 months - Children	53	710	7.5%	10.5%	12.1%	12.4%
% of FP17s for the same patient ID Re-attending within 3 months - Adults	11	65	16.9%	14.2%	15.9%	16.6%
% of FP17s for the same patient ID Re-attending between 3 & 9 months - Children	528	710	74.4%	59.2%	58.6%	57.5%
% of FP17s for the same patient ID Re-attending between 3 & 9 months - Adults	42	65	64.6%	54.1%	51.5%	50.4%
% of FP17s for Band 1 Urgent Courses	25	712	3.5%	7.2%	8.0%	9.1%
% of FP17s Relating to Free Repair or Replacements	0	712	0.0%	0.9%	0.8%	0.8%
% of FP17s Relating to Continuations	6	712	0.8%	1.4%	1.2%	1.3%
% of Patients satisfied with the dentistry they have received	0	0	N/A	93.3%	92.8%	92.7%
% of Patients satisfied with the time they had to wait for an appointment	0	0	N/A	89.9%	89.2%	88.8%

* This is based on patients treated on this contract for their most recent course of treatment. Figures in italics indicate the base number of FP17s or Patient Questionnaire responses are less than 100. N/A is shown where the base number of responses is less than 10 during the period. % is calculated as Quantity/Base number*100

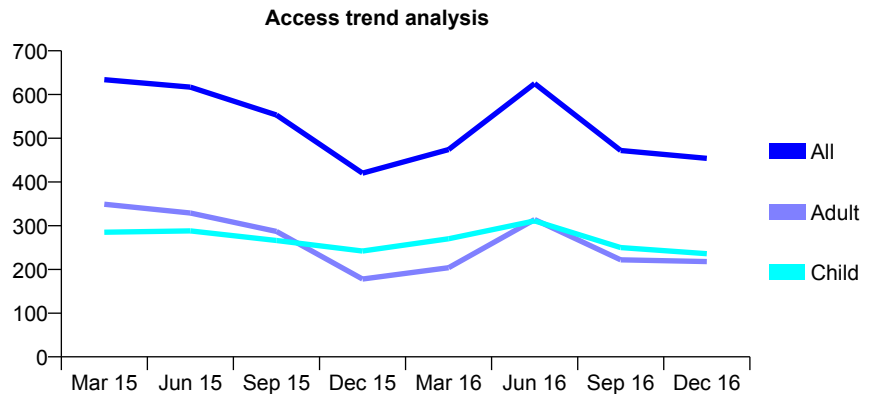
Q60 - Vital Signs At a Glance Contract Report for 833304/0001 - December 2016

Name or company name	MR AP JAMES
Contract type name	GDS Contract
Purpose of contract	General and Orthodontic
Contract start date	01/04/2006
Contract end date	

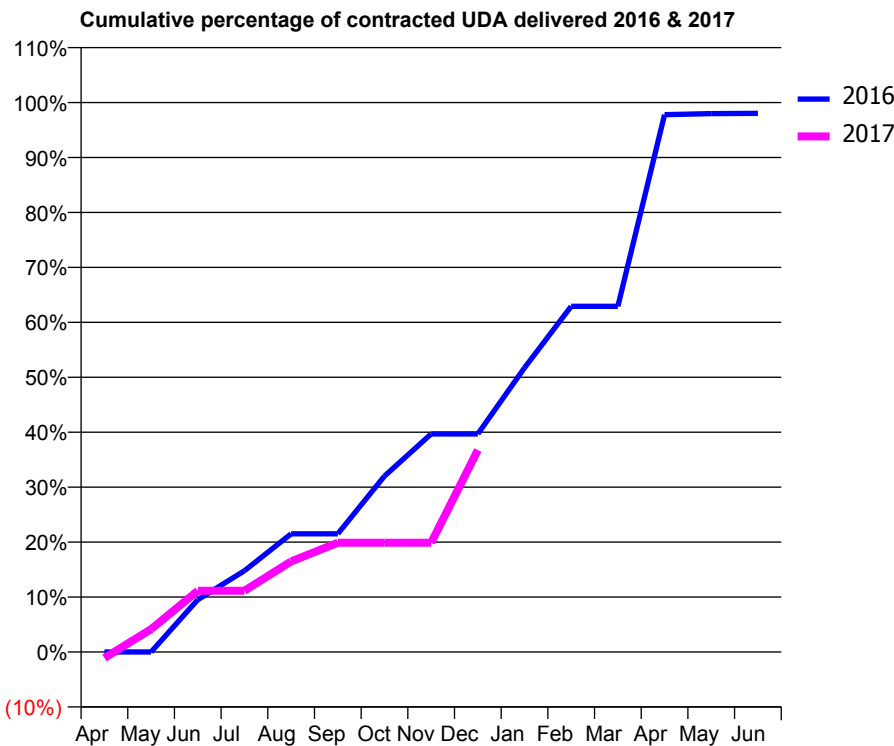
16/17 Contracted general activity (UDA)	1,526
Carry forward general activity (UDA)	30
16/17 Contracted orthodontic activity (UOA)	80
Carry forward orthodontic activity (UOA)	0
Baseline contract value	£46,775.42

ACCESS*

Patients seen in 24 months	Total	Change since previous quarter
Quarter ending December 2015	420	
Quarter ending March 2016	474	↑
Quarter ending June 2016	625	↑
Quarter ending September 2016	472	↓
Quarter ending December 2016	454	↓
Variance since December 2015	8.1%	↑



ACTIVITY



Month	Adjusted Scheduled Activity (UDA)	
	2016	2017
April	0	-17
May	0	63
June	145	170
July	226	170
August	328	252
September	328	304
October	489	304
November	606	304
December	606	561
January	789	
February	960	
March	960	
April	1,492	
May	1,495	
June	1,496	

QUALITY

	Quantity	Base Number	Contract	AT	Region	England
% of FP17s for the same patient ID Re-attending within 3 months - Children	28	361	7.8%	10.5%	12.1%	12.4%
% of FP17s for the same patient ID Re-attending within 3 months - Adults	14	296	4.7%	14.2%	15.9%	16.6%
% of FP17s for the same patient ID Re-attending between 3 & 9 months - Children	212	361	58.7%	59.2%	58.6%	57.5%
% of FP17s for the same patient ID Re-attending between 3 & 9 months - Adults	54	296	18.2%	54.1%	51.5%	50.4%
% of FP17s for Band 1 Urgent Courses	20	360	5.6%	7.2%	8.0%	9.1%
% of FP17s Relating to Free Repair or Replacements	0	360	0.0%	0.9%	0.8%	0.8%
% of FP17s Relating to Continuations	1	360	0.3%	1.4%	1.2%	1.3%
% of Patients satisfied with the dentistry they have received	0	0	N/A	93.3%	92.8%	92.7%
% of Patients satisfied with the time they had to wait for an appointment	0	0	N/A	89.9%	89.2%	88.8%

* This is based on patients treated on this contract for their most recent course of treatment. Figures in italics indicate the base number of FP17s or Patient Questionnaire responses are less than 100. N/A is shown where the base number of responses is less than 10 during the period. % is calculated as Quantity/Base number*100

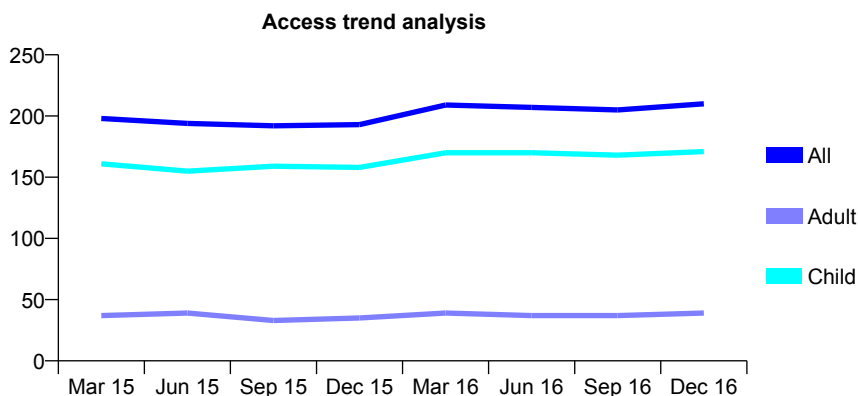
Q60 - Vital Signs At a Glance Contract Report for 840319/0001 - December 2016

Name or company name	MISS SJ WORSKETT
Contract type name	GDS Contract
Purpose of contract	General
Contract start date	01/04/2006
Contract end date	

16/17 Contracted general activity (UDA)	373
Carry forward general activity (UDA)	-1
16/17 Contracted orthodontic activity (UOA)	0
Carry forward orthodontic activity (UOA)	0
Baseline contract value	£7,652.66

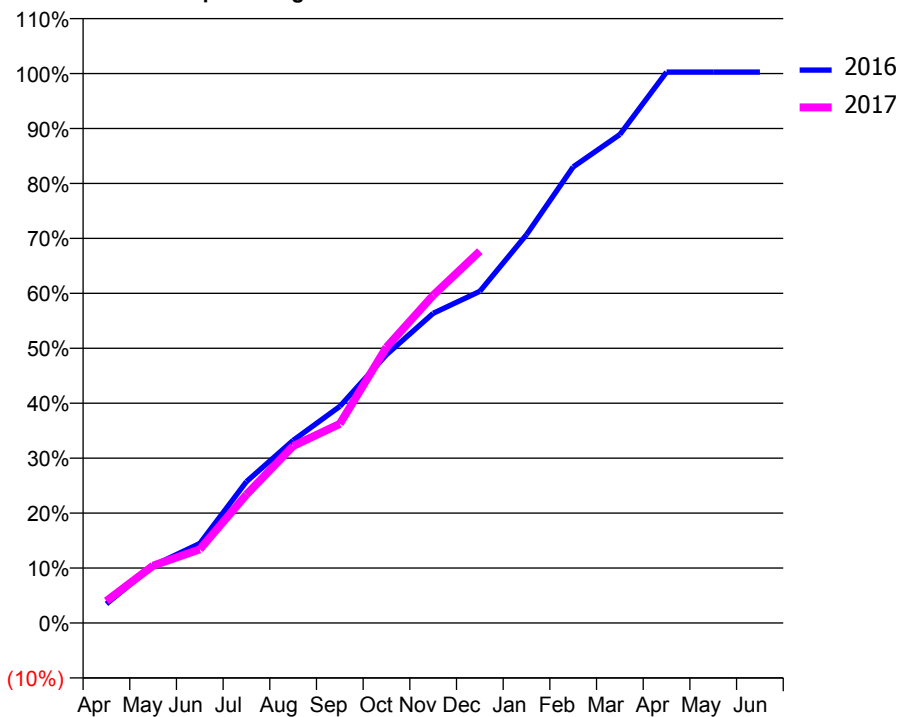
ACCESS*

Patients seen in 24 months	Total	Change since previous quarter
Quarter ending December 2015	193	
Quarter ending March 2016	209	↑
Quarter ending June 2016	207	→
Quarter ending September 2016	205	→
Quarter ending December 2016	210	↑
Variance since December 2015	8.8%	↑



ACTIVITY

Cumulative percentage of contracted UDA delivered 2016 & 2017



Month	Adjusted Scheduled Activity (UDA)	
	2016	2017
April	13	15
May	39	39
June	54	50
July	96	87
August	124	120
September	147	135
October	182	187
November	210	222
December	225	252
January	264	
February	310	
March	332	
April	374	
May	374	
June	374	

QUALITY

	Quantity	Base Number	Contract	AT	Region	England
% of FP17s for the same patient ID Re-attending within 3 months - Children	8	174	4.6%	10.5%	12.1%	12.4%
% of FP17s for the same patient ID Re-attending within 3 months - Adults	3	25	12.0%	14.2%	15.9%	16.6%
% of FP17s for the same patient ID Re-attending between 3 & 9 months - Children	95	174	54.6%	59.2%	58.6%	57.5%
% of FP17s for the same patient ID Re-attending between 3 & 9 months - Adults	15	25	60.0%	54.1%	51.5%	50.4%
% of FP17s for Band 1 Urgent Courses	2	170	1.2%	7.2%	8.0%	9.1%
% of FP17s Relating to Free Repair or Replacements	0	170	0.0%	0.9%	0.8%	0.8%
% of FP17s Relating to Continuations	0	170	0.0%	1.4%	1.2%	1.3%
% of Patients satisfied with the dentistry they have received	0	0	N/A	93.3%	92.8%	92.7%
% of Patients satisfied with the time they had to wait for an appointment	0	0	N/A	89.9%	89.2%	88.8%

* This is based on patients treated on this contract for their most recent course of treatment. Figures in italics indicate the base number of FP17s or Patient Questionnaire responses are less than 100. N/A is shown where the base number of responses is less than 10 during the period. % is calculated as Quantity/Base number*100

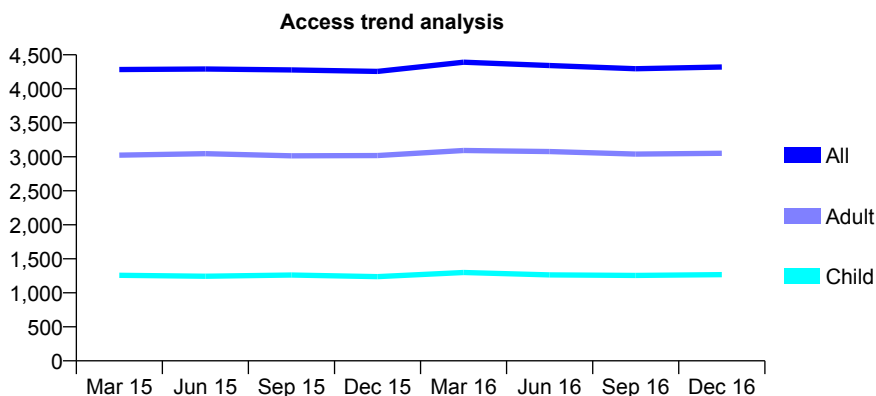
Q60 - Vital Signs At a Glance Contract Report for 840610/0001 - December 2016

Name or company name	MR RK NAHAR
Contract type name	GDS Contract
Purpose of contract	General and Orthodontic
Contract start date	01/04/2006
Contract end date	

16/17 Contracted general activity (UDA)	14,203
Carry forward general activity (UDA)	28
16/17 Contracted orthodontic activity (UOA)	656
Carry forward orthodontic activity (UOA)	0
Baseline contract value	£373,880.31

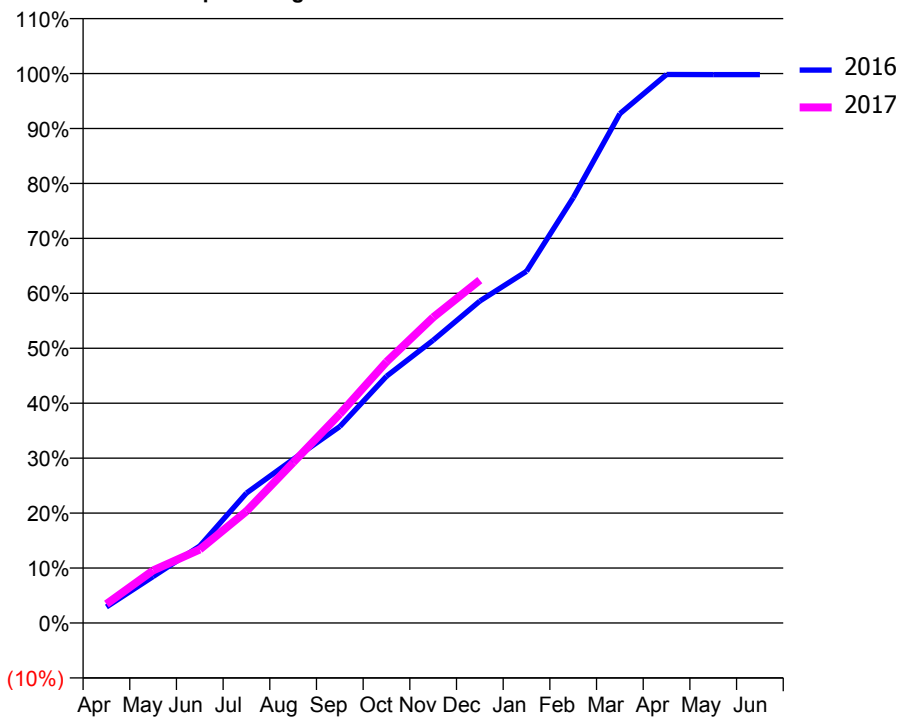
ACCESS*

Patients seen in 24 months	Total	Change since previous quarter
Quarter ending December 2015	4,256	
Quarter ending March 2016	4,392	↑
Quarter ending June 2016	4,342	↓
Quarter ending September 2016	4,296	↓
Quarter ending December 2016	4,320	→
Variance since December 2015	1.5%	→



ACTIVITY

Cumulative percentage of contracted UDA delivered 2016 & 2017



Month	Adjusted Scheduled Activity (UDA)	
	2016	2017
April	415	490
May	1,201	1,358
June	1,989	1,902
July	3,359	2,890
August	4,231	4,147
September	5,079	5,401
October	6,378	6,751
November	7,308	7,902
December	8,321	8,864
January	9,090	
February	10,994	
March	13,164	
April	14,178	
May	14,175	
June	14,175	

QUALITY

	Quantity	Base Number	Contract	AT	Region	England
% of FP17s for the same patient ID Re-attending within 3 months - Children	133	1,442	9.2%	10.5%	12.1%	12.4%
% of FP17s for the same patient ID Re-attending within 3 months - Adults	341	2,858	11.9%	14.2%	15.9%	16.6%
% of FP17s for the same patient ID Re-attending between 3 & 9 months - Children	879	1,442	61.0%	59.2%	58.6%	57.5%
% of FP17s for the same patient ID Re-attending between 3 & 9 months - Adults	1,632	2,858	57.1%	54.1%	51.5%	50.4%
% of FP17s for Band 1 Urgent Courses	55	3,921	1.4%	7.2%	8.0%	9.1%
% of FP17s Relating to Free Repair or Replacements	24	3,921	0.6%	0.9%	0.8%	0.8%
% of FP17s Relating to Continuations	91	3,921	2.3%	1.4%	1.2%	1.3%
% of Patients satisfied with the dentistry they have received	5	5	N/A	93.3%	92.8%	92.7%
% of Patients satisfied with the time they had to wait for an appointment	5	5	N/A	89.9%	89.2%	88.8%

* This is based on patients treated on this contract for their most recent course of treatment. Figures in italics indicate the base number of FP17s or Patient Questionnaire responses are less than 100. N/A is shown where the base number of responses is less than 10 during the period. % is calculated as Quantity/Base number*100

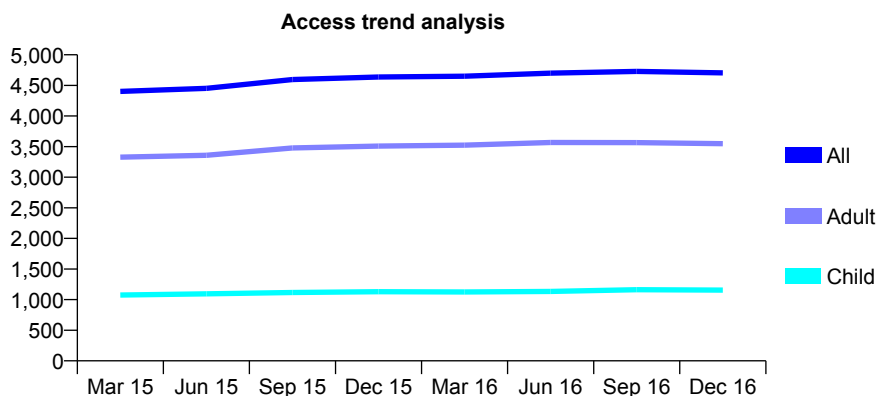
Q60 - Vital Signs At a Glance Contract Report for 844691/0001 - December 2016

Name or company name	MR G SHIRAVI
Contract type name	GDS Contract
Purpose of contract	General
Contract start date	01/04/2006
Contract end date	

16/17 Contracted general activity (UDA)	14,295
Carry forward general activity (UDA)	-220
16/17 Contracted orthodontic activity (UOA)	0
Carry forward orthodontic activity (UOA)	0
Baseline contract value	£397,188.54

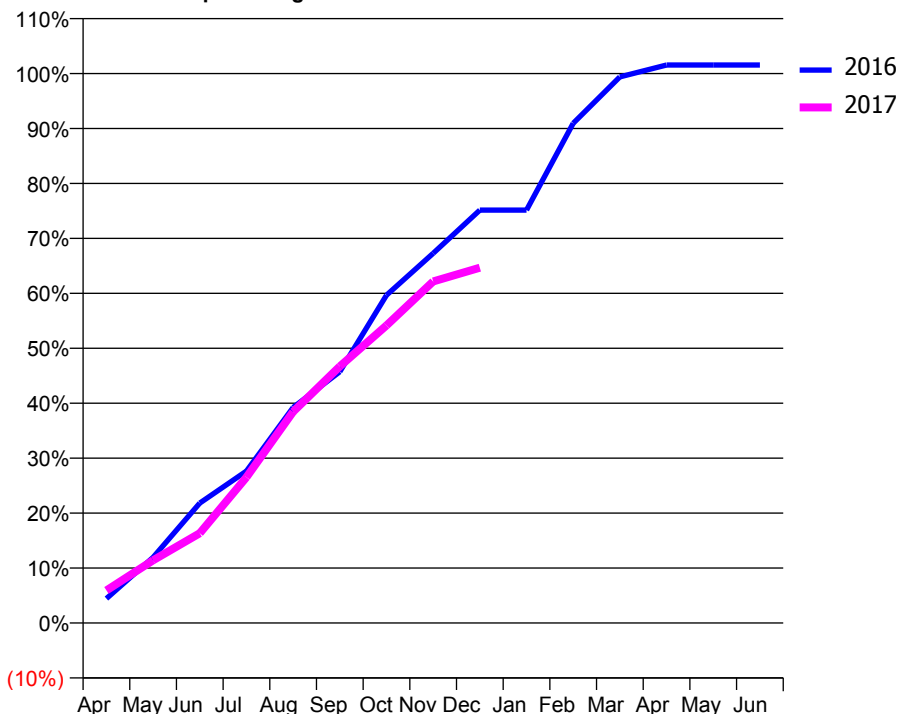
ACCESS*

Patients seen in 24 months	Total	Change since previous quarter
Quarter ending December 2015	4,638	
Quarter ending March 2016	4,650	→
Quarter ending June 2016	4,701	→
Quarter ending September 2016	4,728	→
Quarter ending December 2016	4,705	→
Variance since December 2015	1.4%	→



ACTIVITY

Cumulative percentage of contracted UDA delivered 2016 & 2017



Month	Adjusted Scheduled Activity (UDA)	
	2016	2017
April	638	849
May	1,708	1,633
June	3,119	2,337
July	3,954	3,792
August	5,608	5,497
September	6,537	6,678
October	8,529	7,740
November	9,619	8,885
December	10,741	9,243
January	10,741	
February	12,999	
March	14,209	
April	14,514	
May	14,515	
June	14,515	

QUALITY

	Quantity	Base Number	Contract	AT	Region	England
% of FP17s for the same patient ID Re-attending within 3 months - Children	133	1,284	10.4%	10.5%	12.1%	12.4%
% of FP17s for the same patient ID Re-attending within 3 months - Adults	601	3,708	16.2%	14.2%	15.9%	16.6%
% of FP17s for the same patient ID Re-attending between 3 & 9 months - Children	780	1,284	60.7%	59.2%	58.6%	57.5%
% of FP17s for the same patient ID Re-attending between 3 & 9 months - Adults	2,133	3,708	57.5%	54.1%	51.5%	50.4%
% of FP17s for Band 1 Urgent Courses	263	4,808	5.5%	7.2%	8.0%	9.1%
% of FP17s Relating to Free Repair or Replacements	27	4,808	0.6%	0.9%	0.8%	0.8%
% of FP17s Relating to Continuations	49	4,808	1.0%	1.4%	1.2%	1.3%
% of Patients satisfied with the dentistry they have received	9	10	90.0%	93.3%	92.8%	92.7%
% of Patients satisfied with the time they had to wait for an appointment	9	10	90.0%	89.9%	89.2%	88.8%

* This is based on patients treated on this contract for their most recent course of treatment. Figures in italics indicate the base number of FP17s or Patient Questionnaire responses are less than 100. N/A is shown where the base number of responses is less than 10 during the period. % is calculated as Quantity/Base number*100

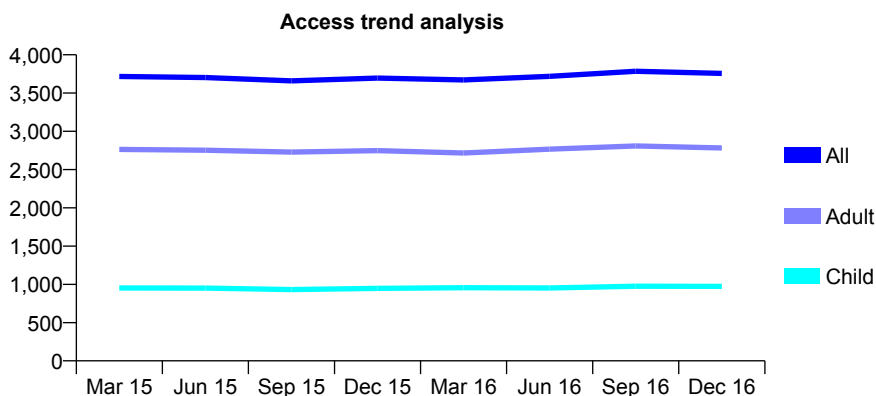
Q60 - Vital Signs At a Glance Contract Report for 847739/0002 - December 2016

Name or company name	MR E MOORE
Contract type name	GDS Contract
Purpose of contract	General
Contract start date	01/04/2006
Contract end date	

16/17 Contracted general activity (UDA)	9,482
Carry forward general activity (UDA)	13
16/17 Contracted orthodontic activity (UOA)	0
Carry forward orthodontic activity (UOA)	0
Baseline contract value	£220,672.82

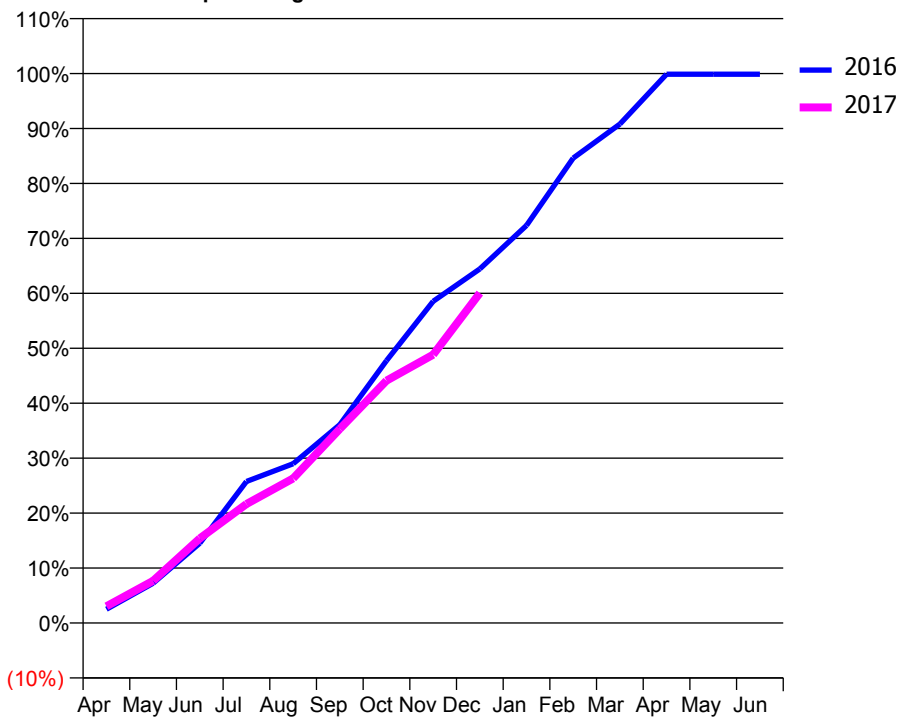
ACCESS*

Patients seen in 24 months	Total	Change since previous quarter
Quarter ending December 2015	3,695	
Quarter ending March 2016	3,672	→
Quarter ending June 2016	3,719	→
Quarter ending September 2016	3,785	→
Quarter ending December 2016	3,756	→
Variance since December 2015	1.7%	→



ACTIVITY

Cumulative percentage of contracted UDA delivered 2016 & 2017



Month	Adjusted Scheduled Activity (UDA)	
	2016	2017
April	238	289
May	688	729
June	1,377	1,460
July	2,442	2,054
August	2,748	2,496
September	3,423	3,348
October	4,526	4,181
November	5,550	4,632
December	6,110	5,694
January	6,860	
February	8,021	
March	8,609	
April	9,471	
May	9,470	
June	9,469	

QUALITY

	Quantity	Base Number	Contract	AT	Region	England
% of FP17s for the same patient ID Re-attending within 3 months - Children	39	1,011	3.9%	10.5%	12.1%	12.4%
% of FP17s for the same patient ID Re-attending within 3 months - Adults	286	2,722	10.5%	14.2%	15.9%	16.6%
% of FP17s for the same patient ID Re-attending between 3 & 9 months - Children	609	1,011	60.2%	59.2%	58.6%	57.5%
% of FP17s for the same patient ID Re-attending between 3 & 9 months - Adults	1,465	2,722	53.8%	54.1%	51.5%	50.4%
% of FP17s for Band 1 Urgent Courses	141	2,827	5.0%	7.2%	8.0%	9.1%
% of FP17s Relating to Free Repair or Replacements	1	2,827	0.0%	0.9%	0.8%	0.8%
% of FP17s Relating to Continuations	12	2,827	0.4%	1.4%	1.2%	1.3%
% of Patients satisfied with the dentistry they have received	8	9	N/A	93.3%	92.8%	92.7%
% of Patients satisfied with the time they had to wait for an appointment	9	9	N/A	89.9%	89.2%	88.8%

* This is based on patients treated on this contract for their most recent course of treatment. Figures in italics indicate the base number of FP17s or Patient Questionnaire responses are less than 100. N/A is shown where the base number of responses is less than 10 during the period. % is calculated as Quantity/Base number*100

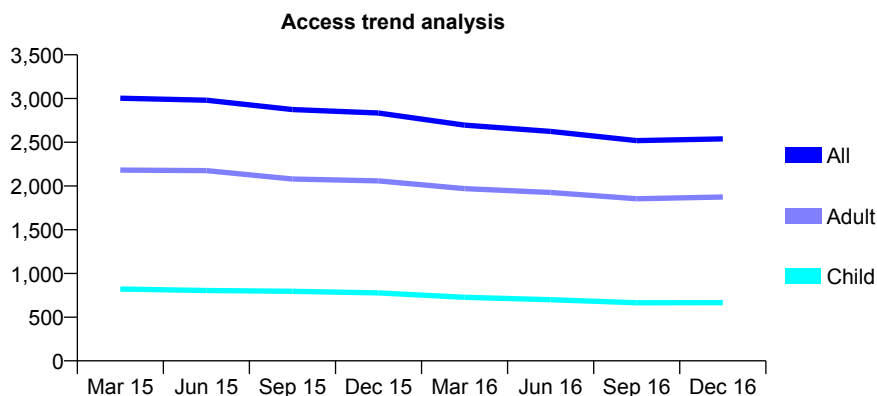
Q60 - Vital Signs At a Glance Contract Report for 849227/0001 - December 2016

Name or company name	MR BS AHITAN
Contract type name	GDS Contract
Purpose of contract	General
Contract start date	01/04/2006
Contract end date	

16/17 Contracted general activity (UDA)	10,030
Carry forward general activity (UDA)	0
16/17 Contracted orthodontic activity (UOA)	0
Carry forward orthodontic activity (UOA)	0
Baseline contract value	£228,925.21

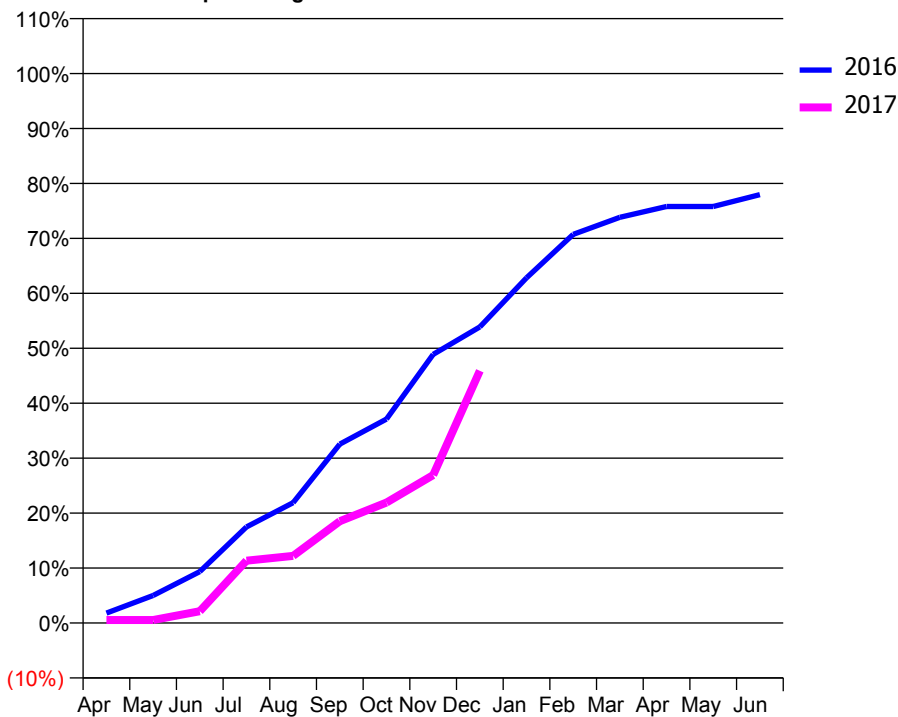
ACCESS*

Patients seen in 24 months	Total	Change since previous quarter
Quarter ending December 2015	2,835	
Quarter ending March 2016	2,696	↓
Quarter ending June 2016	2,624	↓
Quarter ending September 2016	2,518	↓
Quarter ending December 2016	2,538	→
Variance since December 2015	(10.5%)	↓



ACTIVITY

Cumulative percentage of contracted UDA delivered 2016 & 2017



Month	Adjusted Scheduled Activity (UDA)	
	2016	2017
April	181	55
May	502	55
June	937	215
July	1,754	1,137
August	2,196	1,226
September	3,264	1,858
October	3,722	2,198
November	4,903	2,701
December	5,404	4,605
January	6,301	
February	7,093	
March	7,405	
April	7,603	
May	7,603	
June	7,819	

QUALITY

	Quantity	Base Number	Contract	AT	Region	England
% of FP17s for the same patient ID Re-attending within 3 months - Children	34	485	7.0%	10.5%	12.1%	12.4%
% of FP17s for the same patient ID Re-attending within 3 months - Adults	189	1,439	13.1%	14.2%	15.9%	16.6%
% of FP17s for the same patient ID Re-attending between 3 & 9 months - Children	185	485	38.1%	59.2%	58.6%	57.5%
% of FP17s for the same patient ID Re-attending between 3 & 9 months - Adults	481	1,439	33.4%	54.1%	51.5%	50.4%
% of FP17s for Band 1 Urgent Courses	70	1,565	4.5%	7.2%	8.0%	9.1%
% of FP17s Relating to Free Repair or Replacements	33	1,565	2.1%	0.9%	0.8%	0.8%
% of FP17s Relating to Continuations	21	1,565	1.3%	1.4%	1.2%	1.3%
% of Patients satisfied with the dentistry they have received	3	4	N/A	93.3%	92.8%	92.7%
% of Patients satisfied with the time they had to wait for an appointment	3	4	N/A	89.9%	89.2%	88.8%

* This is based on patients treated on this contract for their most recent course of treatment. Figures in italics indicate the base number of FP17s or Patient Questionnaire responses are less than 100. N/A is shown where the base number of responses is less than 10 during the period. % is calculated as Quantity/Base number*100

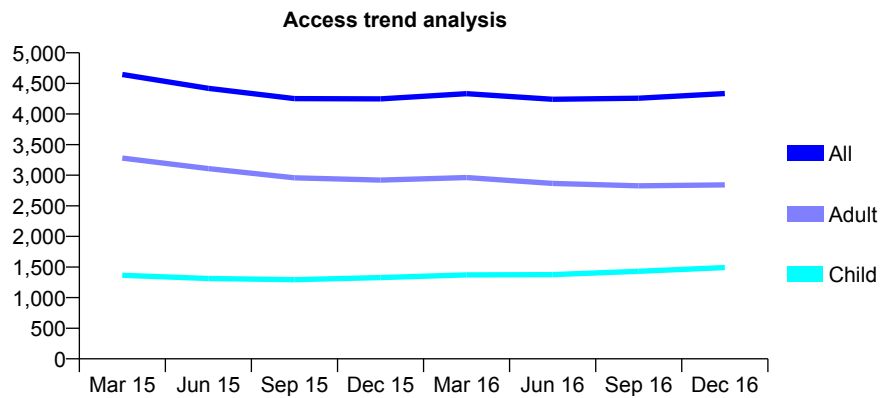
Q60 - Vital Signs At a Glance Contract Report for 856622/0001 - December 2016

Name or company name	MR N BARCHHA
Contract type name	GDS Contract
Purpose of contract	General
Contract start date	01/04/2006
Contract end date	

16/17 Contracted general activity (UDA)	16,093
Carry forward general activity (UDA)	0
16/17 Contracted orthodontic activity (UOA)	0
Carry forward orthodontic activity (UOA)	0
Baseline contract value	£396,083.34

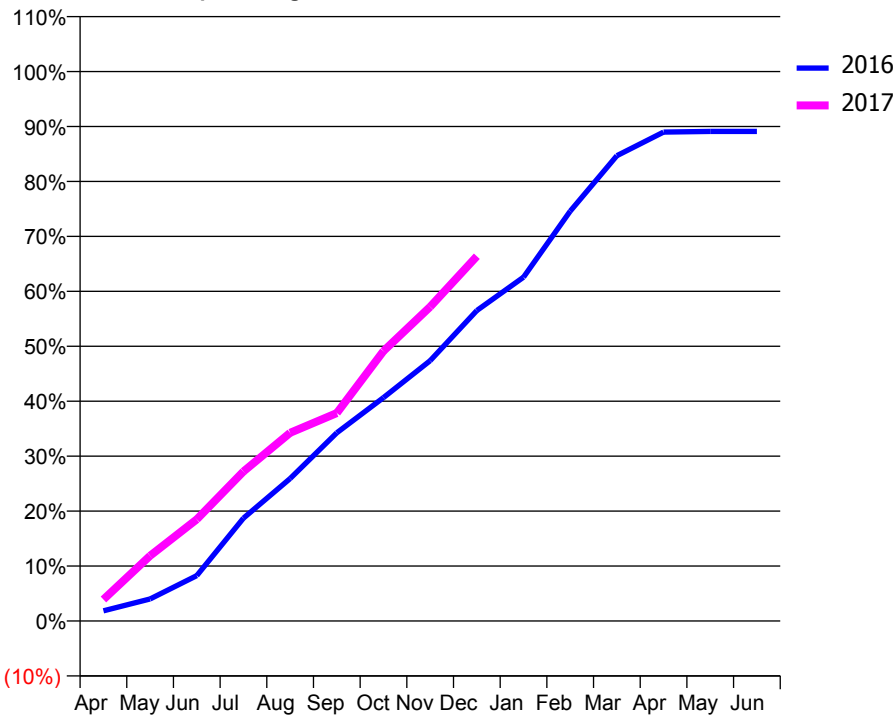
ACCESS*

Patients seen in 24 months	Total	Change since previous quarter
Quarter ending December 2015	4,248	
Quarter ending March 2016	4,332	→
Quarter ending June 2016	4,240	↓
Quarter ending September 2016	4,258	→
Quarter ending December 2016	4,334	→
Variance since December 2015	2.0%	↑



ACTIVITY

Cumulative percentage of contracted UDA delivered 2016 & 2017



Month	Adjusted Scheduled Activity (UDA)	
	2016	2017
April	297	630
May	645	1,910
June	1,328	2,979
July	3,011	4,380
August	4,173	5,511
September	5,514	6,091
October	6,541	7,907
November	7,624	9,203
December	9,095	10,682
January	10,071	
February	12,005	
March	13,627	
April	14,319	
May	14,338	
June	14,337	

QUALITY

	Quantity	Base Number	Contract	AT	Region	England
% of FP17s for the same patient ID Re-attending within 3 months - Children	115	1,778	6.5%	10.5%	12.1%	12.4%
% of FP17s for the same patient ID Re-attending within 3 months - Adults	643	3,281	19.6%	14.2%	15.9%	16.6%
% of FP17s for the same patient ID Re-attending between 3 & 9 months - Children	1,104	1,778	62.1%	59.2%	58.6%	57.5%
% of FP17s for the same patient ID Re-attending between 3 & 9 months - Adults	1,785	3,281	54.4%	54.1%	51.5%	50.4%
% of FP17s for Band 1 Urgent Courses	336	4,786	7.0%	7.2%	8.0%	9.1%
% of FP17s Relating to Free Repair or Replacements	41	4,786	0.9%	0.9%	0.8%	0.8%
% of FP17s Relating to Continuations	172	4,786	3.6%	1.4%	1.2%	1.3%
% of Patients satisfied with the dentistry they have received	2	2	N/A	93.3%	92.8%	92.7%
% of Patients satisfied with the time they had to wait for an appointment	2	2	N/A	89.9%	89.2%	88.8%

* This is based on patients treated on this contract for their most recent course of treatment. Figures in italics indicate the base number of FP17s or Patient Questionnaire responses are less than 100. N/A is shown where the base number of responses is less than 10 during the period. % is calculated as Quantity/Base number*100

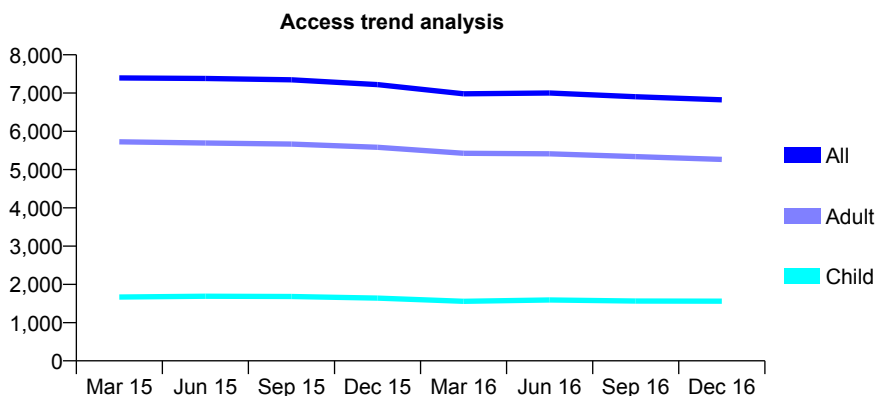
Q60 - Vital Signs At a Glance Contract Report for 857866/0001 - December 2016

Name or company name	MR LG THOTA
Contract type name	GDS Contract
Purpose of contract	General
Contract start date	01/04/2006
Contract end date	

16/17 Contracted general activity (UDA)	26,500
Carry forward general activity (UDA)	0
16/17 Contracted orthodontic activity (UOA)	0
Carry forward orthodontic activity (UOA)	0
Baseline contract value	£556,843.59

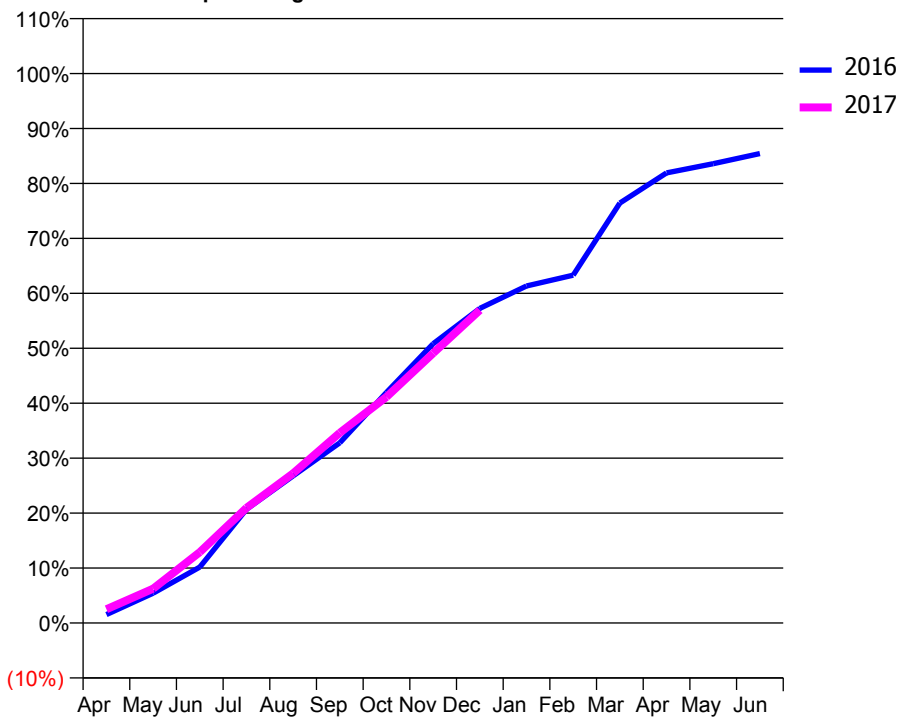
ACCESS*

Patients seen in 24 months	Total	Change since previous quarter
Quarter ending December 2015	7,222	
Quarter ending March 2016	6,980	↓
Quarter ending June 2016	7,003	→
Quarter ending September 2016	6,904	↓
Quarter ending December 2016	6,825	↓
Variance since December 2015	(5.5%)	↓



ACTIVITY

Cumulative percentage of contracted UDA delivered 2016 & 2017



Month	Adjusted Scheduled Activity (UDA)	
	2016	2017
April	406	665
May	1,437	1,655
June	2,697	3,415
July	5,481	5,555
August	7,098	7,220
September	8,694	9,172
October	11,123	10,906
November	13,471	13,016
December	15,176	15,090
January	16,255	
February	16,774	
March	20,254	
April	21,707	
May	22,150	
June	22,640	

QUALITY

	Quantity	Base Number	Contract	AT	Region	England
% of FP17s for the same patient ID Re-attending within 3 months - Children	107	1,692	6.3%	10.5%	12.1%	12.4%
% of FP17s for the same patient ID Re-attending within 3 months - Adults	880	5,978	14.7%	14.2%	15.9%	16.6%
% of FP17s for the same patient ID Re-attending between 3 & 9 months - Children	952	1,692	56.3%	59.2%	58.6%	57.5%
% of FP17s for the same patient ID Re-attending between 3 & 9 months - Adults	3,654	5,978	61.1%	54.1%	51.5%	50.4%
% of FP17s for Band 1 Urgent Courses	593	6,904	8.6%	7.2%	8.0%	9.1%
% of FP17s Relating to Free Repair or Replacements	25	6,904	0.4%	0.9%	0.8%	0.8%
% of FP17s Relating to Continuations	101	6,904	1.5%	1.4%	1.2%	1.3%
% of Patients satisfied with the dentistry they have received	13	15	86.7%	93.3%	92.8%	92.7%
% of Patients satisfied with the time they had to wait for an appointment	15	15	100.0%	89.9%	89.2%	88.8%

* This is based on patients treated on this contract for their most recent course of treatment. Figures in italics indicate the base number of FP17s or Patient Questionnaire responses are less than 100. N/A is shown where the base number of responses is less than 10 during the period. % is calculated as Quantity/Base number*100

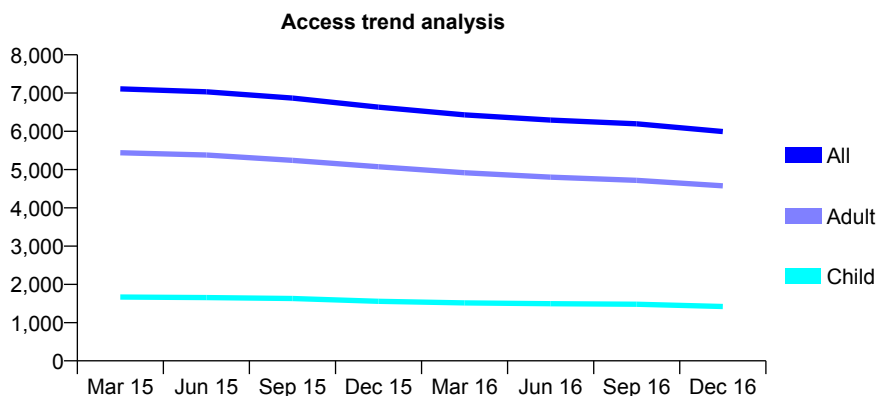
Q60 - Vital Signs At a Glance Contract Report for 906611/0002 - December 2016

Name or company name	MR RJ COOPER
Contract type name	GDS Contract
Purpose of contract	General
Contract start date	01/04/2009
Contract end date	

16/17 Contracted general activity (UDA)	15,000
Carry forward general activity (UDA)	0
16/17 Contracted orthodontic activity (UOA)	0
Carry forward orthodontic activity (UOA)	0
Baseline contract value	£359,250.00

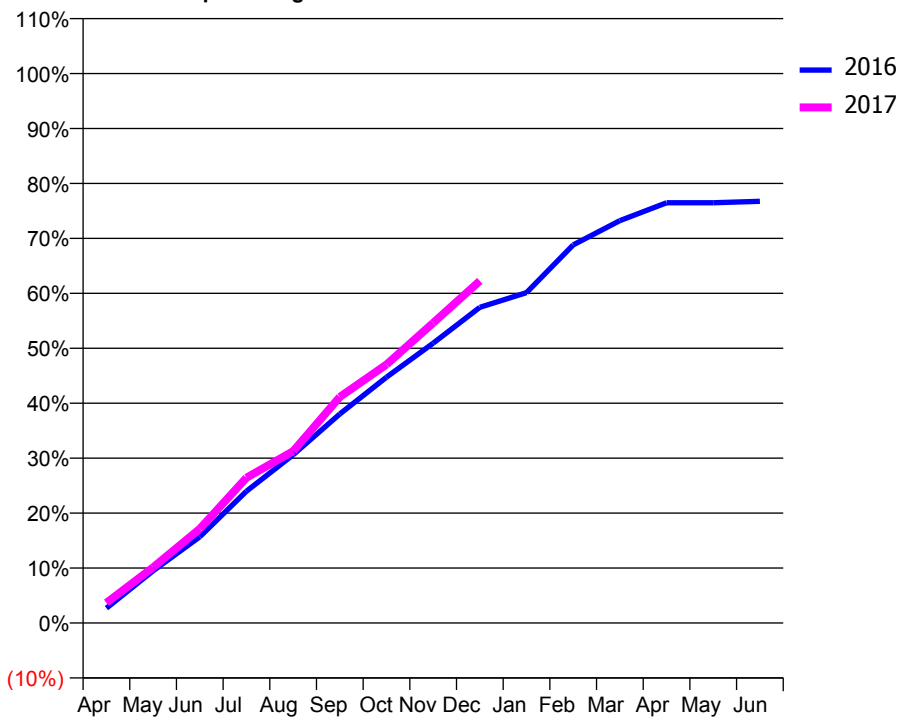
ACCESS*

Patients seen in 24 months	Total	Change since previous quarter
Quarter ending December 2015	6,631	
Quarter ending March 2016	6,431	↓
Quarter ending June 2016	6,293	↓
Quarter ending September 2016	6,197	↓
Quarter ending December 2016	5,993	↓
Variance since December 2015	(9.6%)	↓



ACTIVITY

Cumulative percentage of contracted UDA delivered 2016 & 2017



Month	Adjusted Scheduled Activity (UDA)	
	2016	2017
April	509	550
May	1,791	1,518
June	2,957	2,573
July	4,520	3,966
August	5,766	4,690
September	7,166	6,173
October	8,424	7,057
November	9,593	8,193
December	10,819	9,337
January	11,323	
February	12,960	
March	13,789	
April	14,402	
May	14,403	
June	14,455	

QUALITY

	Quantity	Base Number	Contract	AT	Region	England
% of FP17s for the same patient ID Re-attending within 3 months - Children	72	1,148	6.3%	10.5%	12.1%	12.4%
% of FP17s for the same patient ID Re-attending within 3 months - Adults	351	3,501	10.0%	14.2%	15.9%	16.6%
% of FP17s for the same patient ID Re-attending between 3 & 9 months - Children	418	1,148	36.4%	59.2%	58.6%	57.5%
% of FP17s for the same patient ID Re-attending between 3 & 9 months - Adults	1,365	3,501	39.0%	54.1%	51.5%	50.4%
% of FP17s for Band 1 Urgent Courses	244	4,365	5.6%	7.2%	8.0%	9.1%
% of FP17s Relating to Free Repair or Replacements	10	4,365	0.2%	0.9%	0.8%	0.8%
% of FP17s Relating to Continuations	109	4,365	2.5%	1.4%	1.2%	1.3%
% of Patients satisfied with the dentistry they have received	21	24	87.5%	93.3%	92.8%	92.7%
% of Patients satisfied with the time they had to wait for an appointment	21	24	87.5%	89.9%	89.2%	88.8%

* This is based on patients treated on this contract for their most recent course of treatment. Figures in italics indicate the base number of FP17s or Patient Questionnaire responses are less than 100. N/A is shown where the base number of responses is less than 10 during the period. % is calculated as Quantity/Base number*100

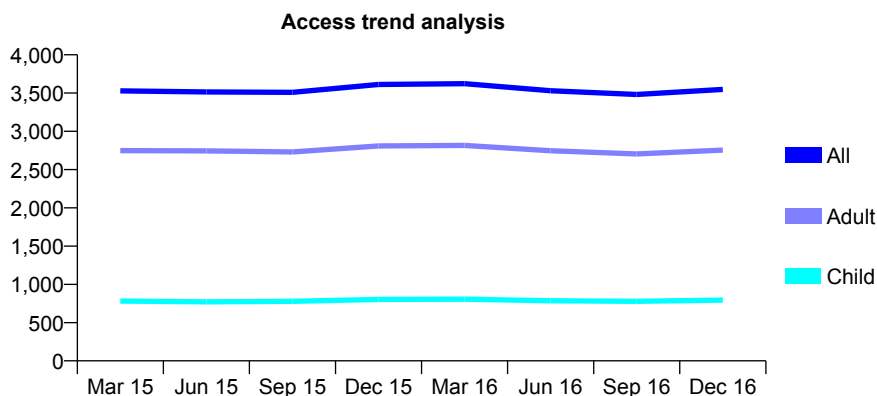
Q60 - Vital Signs At a Glance Contract Report for 909939/0001 - December 2016

Name or company name	MR DP VAN WYK
Contract type name	GDS Contract
Purpose of contract	General
Contract start date	01/04/2006
Contract end date	

16/17 Contracted general activity (UDA)	8,800
Carry forward general activity (UDA)	-33
16/17 Contracted orthodontic activity (UOA)	0
Carry forward orthodontic activity (UOA)	0
Baseline contract value	£244,127.75

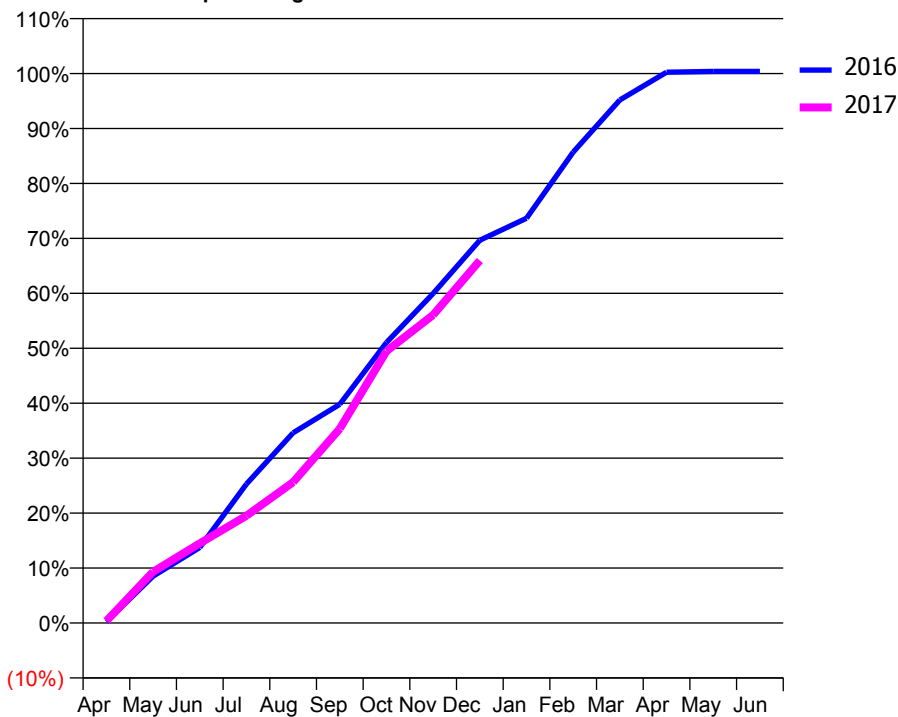
ACCESS*

Patients seen in 24 months	Total	Change since previous quarter
Quarter ending December 2015	3,612	
Quarter ending March 2016	3,622	→
Quarter ending June 2016	3,531	↓
Quarter ending September 2016	3,482	↓
Quarter ending December 2016	3,548	→
Variance since December 2015	(1.8%)	↓



ACTIVITY

Cumulative percentage of contracted UDA delivered 2016 & 2017



Month	Adjusted Scheduled Activity (UDA)	
	2016	2017
April	21	33
May	752	822
June	1,210	1,276
July	2,226	1,717
August	3,046	2,255
September	3,503	3,112
October	4,491	4,353
November	5,277	4,935
December	6,129	5,805
January	6,483	
February	7,541	
March	8,376	
April	8,820	
May	8,833	
June	8,833	

QUALITY

	Quantity	Base Number	Contract	AT	Region	England
% of FP17s for the same patient ID Re-attending within 3 months - Children	15	588	2.6%	10.5%	12.1%	12.4%
% of FP17s for the same patient ID Re-attending within 3 months - Adults	197	2,127	9.3%	14.2%	15.9%	16.6%
% of FP17s for the same patient ID Re-attending between 3 & 9 months - Children	155	588	26.4%	59.2%	58.6%	57.5%
% of FP17s for the same patient ID Re-attending between 3 & 9 months - Adults	465	2,127	21.9%	54.1%	51.5%	50.4%
% of FP17s for Band 1 Urgent Courses	219	2,524	8.7%	7.2%	8.0%	9.1%
% of FP17s Relating to Free Repair or Replacements	53	2,524	2.1%	0.9%	0.8%	0.8%
% of FP17s Relating to Continuations	38	2,524	1.5%	1.4%	1.2%	1.3%
% of Patients satisfied with the dentistry they have received	14	15	93.3%	93.3%	92.8%	92.7%
% of Patients satisfied with the time they had to wait for an appointment	14	15	93.3%	89.9%	89.2%	88.8%

* This is based on patients treated on this contract for their most recent course of treatment. Figures in italics indicate the base number of FP17s or Patient Questionnaire responses are less than 100. N/A is shown where the base number of responses is less than 10 during the period. % is calculated as Quantity/Base number*100

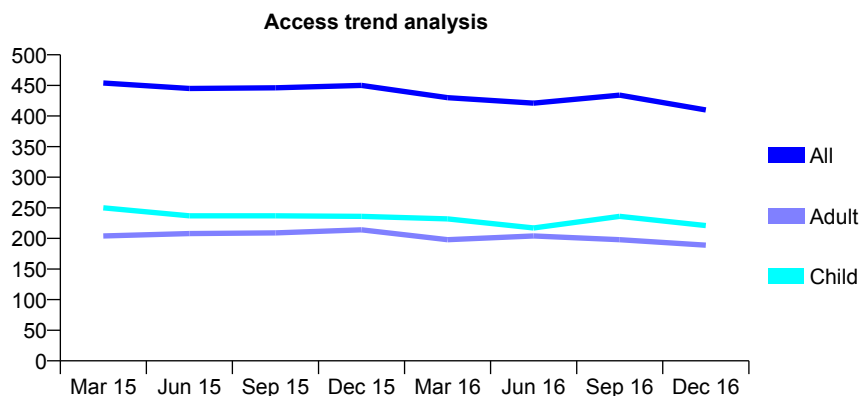
Q60 - Vital Signs At a Glance Contract Report for 910066/0001 - December 2016

Name or company name	DR AJ FAGG
Contract type name	GDS Contract
Purpose of contract	General and Orthodontic
Contract start date	01/04/2006
Contract end date	

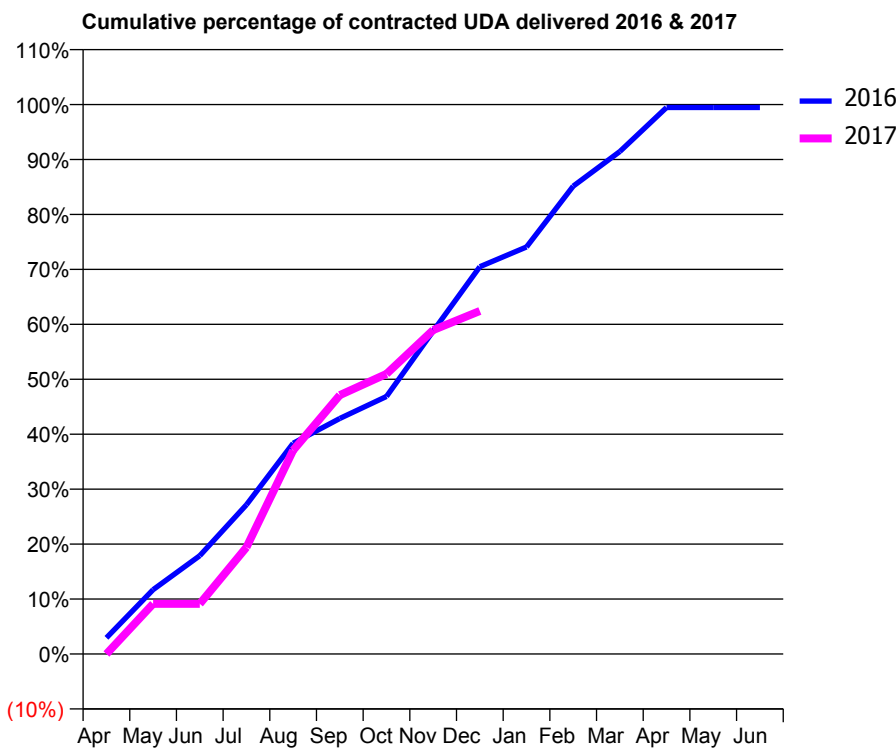
16/17 Contracted general activity (UDA)	777
Carry forward general activity (UDA)	0
16/17 Contracted orthodontic activity (UOA)	1,378
Carry forward orthodontic activity (UOA)	-7
Baseline contract value	£88,583.58

ACCESS*

Patients seen in 24 months	Total	Change since previous quarter
Quarter ending December 2015	450	
Quarter ending March 2016	430	↓
Quarter ending June 2016	421	↓
Quarter ending September 2016	434	↑
Quarter ending December 2016	410	↓
Variance since December 2015	(8.9%)	↓



ACTIVITY



Month	Adjusted Scheduled Activity (UDA)	
	2016	2017
April	23	0
May	91	71
June	139	71
July	211	151
August	298	288
September	333	366
October	364	396
November	457	458
December	548	485
January	576	
February	662	
March	711	
April	773	
May	773	
June	773	

QUALITY

	Quantity	Base Number	Contract	AT	Region	England
% of FP17s for the same patient ID Re-attending within 3 months - Children	10	349	2.9%	10.5%	12.1%	12.4%
% of FP17s for the same patient ID Re-attending within 3 months - Adults	21	166	12.7%	14.2%	15.9%	16.6%
% of FP17s for the same patient ID Re-attending between 3 & 9 months - Children	135	349	38.7%	59.2%	58.6%	57.5%
% of FP17s for the same patient ID Re-attending between 3 & 9 months - Adults	93	166	56.0%	54.1%	51.5%	50.4%
% of FP17s for Band 1 Urgent Courses	0	308	0.0%	7.2%	8.0%	9.1%
% of FP17s Relating to Free Repair or Replacements	0	308	0.0%	0.9%	0.8%	0.8%
% of FP17s Relating to Continuations	1	308	0.3%	1.4%	1.2%	1.3%
% of Patients satisfied with the dentistry they have received	2	2	N/A	93.3%	92.8%	92.7%
% of Patients satisfied with the time they had to wait for an appointment	2	2	N/A	89.9%	89.2%	88.8%

* This is based on patients treated on this contract for their most recent course of treatment. Figures in italics indicate the base number of FP17s or Patient Questionnaire responses are less than 100. N/A is shown where the base number of responses is less than 10 during the period. % is calculated as Quantity/Base number*100

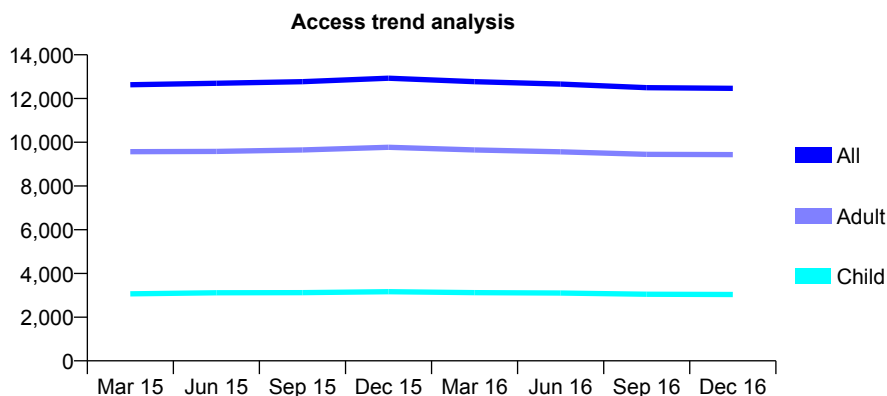
Q60 - Vital Signs At a Glance Contract Report for 912891/0001 - December 2016

Name or company name	MR SR FISHER
Contract type name	GDS Contract
Purpose of contract	General
Contract start date	01/04/2006
Contract end date	

16/17 Contracted general activity (UDA)	32,649
Carry forward general activity (UDA)	0
16/17 Contracted orthodontic activity (UOA)	0
Carry forward orthodontic activity (UOA)	0
Baseline contract value	£694,233.52

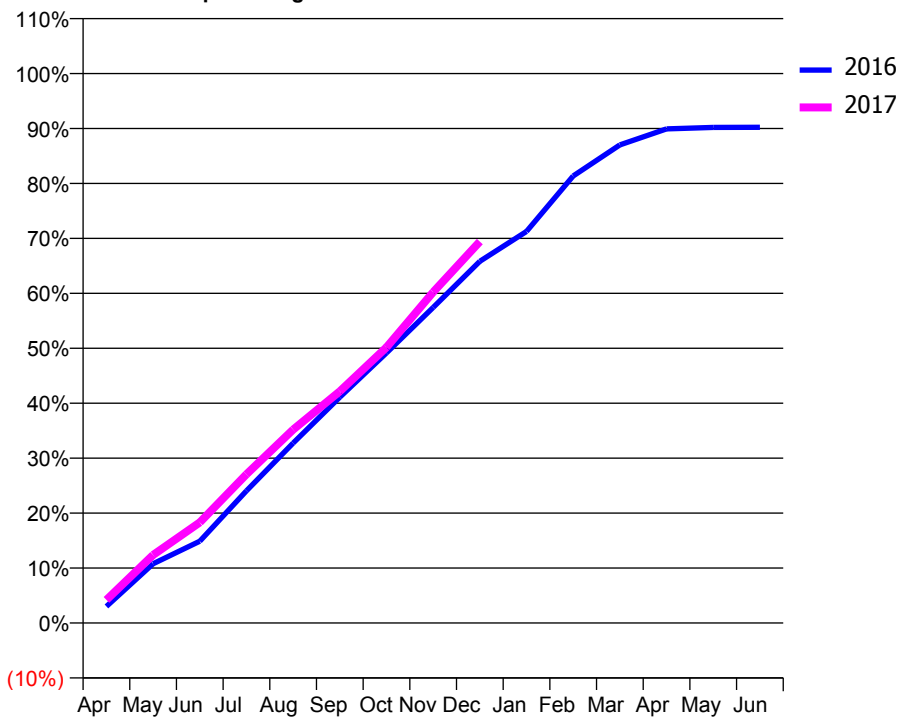
ACCESS*

Patients seen in 24 months	Total	Change since previous quarter
Quarter ending December 2015	12,929	
Quarter ending March 2016	12,773	↓
Quarter ending June 2016	12,661	→
Quarter ending September 2016	12,496	↓
Quarter ending December 2016	12,465	→
Variance since December 2015	(3.6%)	↓



ACTIVITY

Cumulative percentage of contracted UDA delivered 2016 & 2017



Month	Adjusted Scheduled Activity (UDA)	
	2016	2017
April	988	1,373
May	3,523	4,044
June	4,859	5,980
July	7,859	8,841
August	10,695	11,492
September	13,415	13,764
October	16,047	16,381
November	18,748	19,664
December	21,493	22,662
January	23,266	
February	26,564	
March	28,410	
April	29,362	
May	29,447	
June	29,452	

QUALITY

	Quantity	Base Number	Contract	AT	Region	England
% of FP17s for the same patient ID Re-attending within 3 months - Children	172	3,329	5.2%	10.5%	12.1%	12.4%
% of FP17s for the same patient ID Re-attending within 3 months - Adults	1,121	10,895	10.3%	14.2%	15.9%	16.6%
% of FP17s for the same patient ID Re-attending between 3 & 9 months - Children	1,978	3,329	59.4%	59.2%	58.6%	57.5%
% of FP17s for the same patient ID Re-attending between 3 & 9 months - Adults	6,896	10,895	63.3%	54.1%	51.5%	50.4%
% of FP17s for Band 1 Urgent Courses	570	13,533	4.2%	7.2%	8.0%	9.1%
% of FP17s Relating to Free Repair or Replacements	50	13,533	0.4%	0.9%	0.8%	0.8%
% of FP17s Relating to Continuations	278	13,533	2.1%	1.4%	1.2%	1.3%
% of Patients satisfied with the dentistry they have received	26	26	100.0%	93.3%	92.8%	92.7%
% of Patients satisfied with the time they had to wait for an appointment	23	26	88.5%	89.9%	89.2%	88.8%

* This is based on patients treated on this contract for their most recent course of treatment. Figures in italics indicate the base number of FP17s or Patient Questionnaire responses are less than 100. N/A is shown where the base number of responses is less than 10 during the period. % is calculated as Quantity/Base number*100

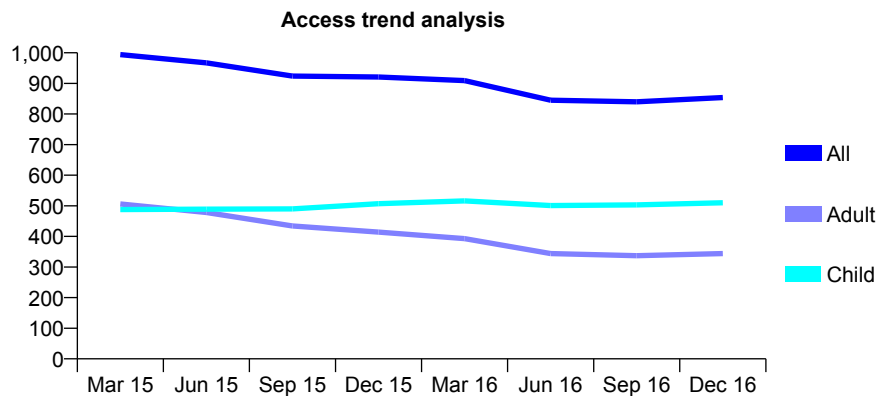
Q60 - Vital Signs At a Glance Contract Report for 913006/0001 - December 2016

Name or company name	MRS AJ MORRIS
Contract type name	GDS Contract
Purpose of contract	General
Contract start date	01/04/2006
Contract end date	

16/17 Contracted general activity (UDA)	2,513
Carry forward general activity (UDA)	0
16/17 Contracted orthodontic activity (UOA)	0
Carry forward orthodontic activity (UOA)	0
Baseline contract value	£61,618.60

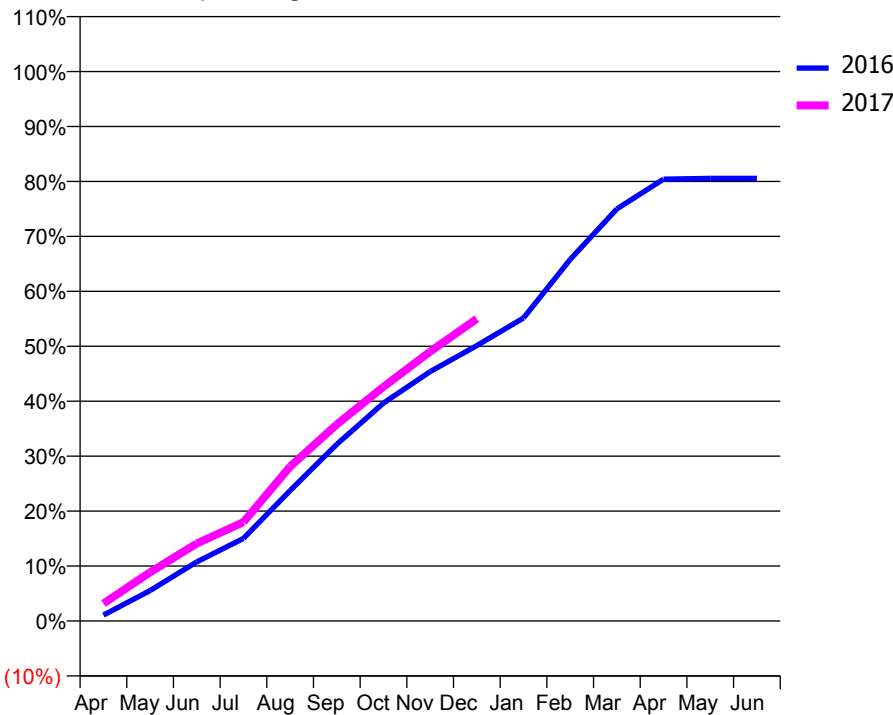
ACCESS*

Patients seen in 24 months	Total	Change since previous quarter
Quarter ending December 2015	921	
Quarter ending March 2016	909	↓
Quarter ending June 2016	845	↓
Quarter ending September 2016	840	→
Quarter ending December 2016	854	→
Variance since December 2015	(7.3%)	↓



ACTIVITY

Cumulative percentage of contracted UDA delivered 2016 & 2017



Month	Adjusted Scheduled Activity (UDA)	
	2016	2017
April	27	80
May	139	223
June	270	355
July	378	452
August	597	706
September	808	899
October	997	1,071
November	1,141	1,232
December	1,260	1,382
January	1,386	
February	1,653	
March	1,885	
April	2,020	
May	2,024	
June	2,024	

QUALITY

	Quantity	Base Number	Contract	AT	Region	England
% of FP17s for the same patient ID Re-attending within 3 months - Children	49	647	7.6%	10.5%	12.1%	12.4%
% of FP17s for the same patient ID Re-attending within 3 months - Adults	31	340	9.1%	14.2%	15.9%	16.6%
% of FP17s for the same patient ID Re-attending between 3 & 9 months - Children	446	647	68.9%	59.2%	58.6%	57.5%
% of FP17s for the same patient ID Re-attending between 3 & 9 months - Adults	219	340	64.4%	54.1%	51.5%	50.4%
% of FP17s for Band 1 Urgent Courses	55	894	6.2%	7.2%	8.0%	9.1%
% of FP17s Relating to Free Repair or Replacements	2	894	0.2%	0.9%	0.8%	0.8%
% of FP17s Relating to Continuations	9	894	1.0%	1.4%	1.2%	1.3%
% of Patients satisfied with the dentistry they have received	1	1	N/A	93.3%	92.8%	92.7%
% of Patients satisfied with the time they had to wait for an appointment	1	1	N/A	89.9%	89.2%	88.8%

* This is based on patients treated on this contract for their most recent course of treatment. Figures in italics indicate the base number of FP17s or Patient Questionnaire responses are less than 100. N/A is shown where the base number of responses is less than 10 during the period. % is calculated as Quantity/Base number*100

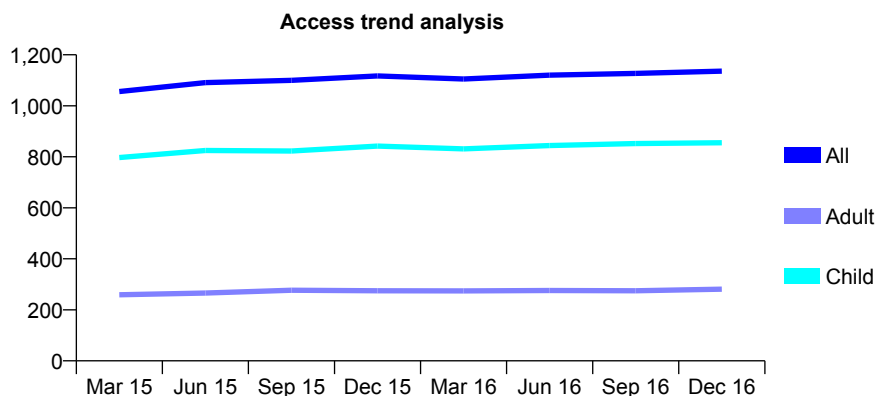
Q60 - Vital Signs At a Glance Contract Report for 916013/0003 - December 2016

Name or company name	MR BJ GRAINGER
Contract type name	GDS Contract
Purpose of contract	General and Orthodontic
Contract start date	14/04/2008
Contract end date	

16/17 Contracted general activity (UDA)	2,000
Carry forward general activity (UDA)	0
16/17 Contracted orthodontic activity (UOA)	210
Carry forward orthodontic activity (UOA)	0
Baseline contract value	£58,903.97

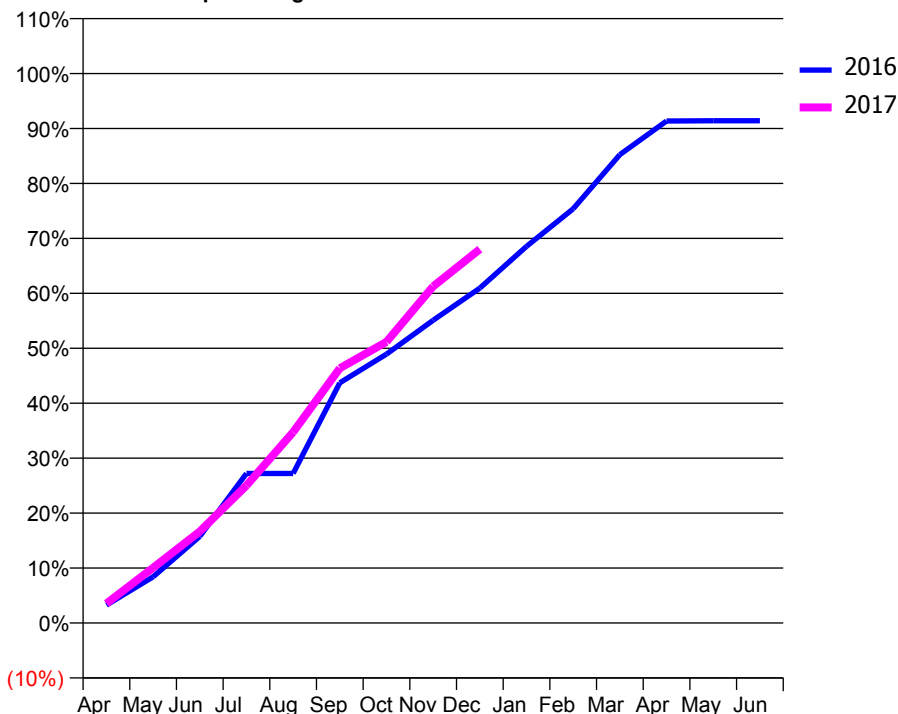
ACCESS*

Patients seen in 24 months	Total	Change since previous quarter
Quarter ending December 2015	1,117	
Quarter ending March 2016	1,105	↓
Quarter ending June 2016	1,120	→
Quarter ending September 2016	1,127	→
Quarter ending December 2016	1,136	→
Variance since December 2015	1.7%	→



ACTIVITY

Cumulative percentage of contracted UDA delivered 2016 & 2017



Month	Adjusted Scheduled Activity (UDA)	
	2016	2017
April	65	71
May	168	201
June	315	333
July	544	500
August	544	695
September	874	927
October	979	1,023
November	1,102	1,225
December	1,219	1,361
January	1,371	
February	1,508	
March	1,705	
April	1,827	
May	1,828	
June	1,828	

QUALITY

	Quantity	Base Number	Contract	AT	Region	England
% of FP17s for the same patient ID Re-attending within 3 months - Children	23	842	2.7%	10.5%	12.1%	12.4%
% of FP17s for the same patient ID Re-attending within 3 months - Adults	8	160	5.0%	14.2%	15.9%	16.6%
% of FP17s for the same patient ID Re-attending between 3 & 9 months - Children	393	842	46.7%	59.2%	58.6%	57.5%
% of FP17s for the same patient ID Re-attending between 3 & 9 months - Adults	60	160	37.5%	54.1%	51.5%	50.4%
% of FP17s for Band 1 Urgent Courses	9	910	1.0%	7.2%	8.0%	9.1%
% of FP17s Relating to Free Repair or Replacements	0	910	0.0%	0.9%	0.8%	0.8%
% of FP17s Relating to Continuations	0	910	0.0%	1.4%	1.2%	1.3%
% of Patients satisfied with the dentistry they have received	2	2	N/A	93.3%	92.8%	92.7%
% of Patients satisfied with the time they had to wait for an appointment	2	2	N/A	89.9%	89.2%	88.8%

* This is based on patients treated on this contract for their most recent course of treatment. Figures in italics indicate the base number of FP17s or Patient Questionnaire responses are less than 100. N/A is shown where the base number of responses is less than 10 during the period. % is calculated as Quantity/Base number*100

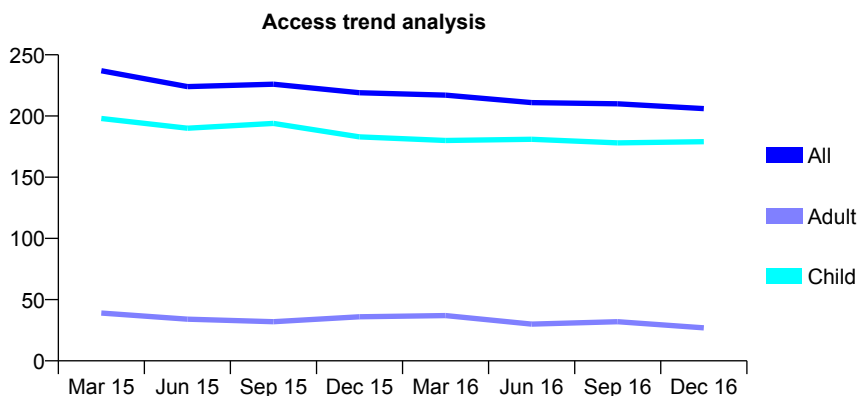
Q60 - Vital Signs At a Glance Contract Report for 916404/0001 - December 2016

Name or company name	MR PG OWEN
Contract type name	GDS Contract
Purpose of contract	General
Contract start date	01/04/2006
Contract end date	

16/17 Contracted general activity (UDA)	560
Carry forward general activity (UDA)	0
16/17 Contracted orthodontic activity (UOA)	0
Carry forward orthodontic activity (UOA)	0
Baseline contract value	£10,747.04

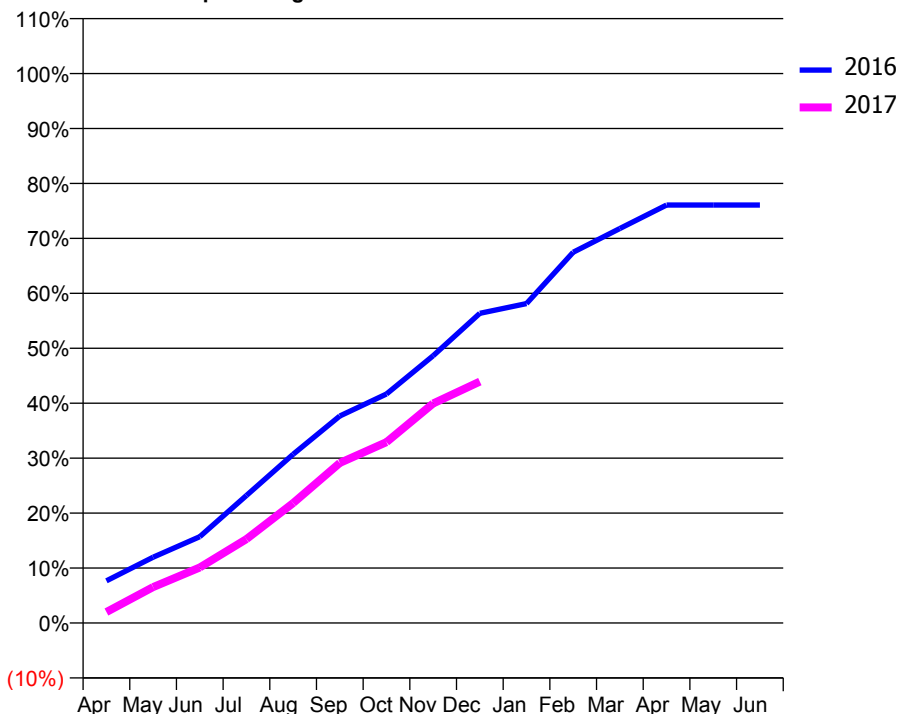
ACCESS*

Patients seen in 24 months	Total	Change since previous quarter
Quarter ending December 2015	219	
Quarter ending March 2016	217	→
Quarter ending June 2016	211	↓
Quarter ending September 2016	210	→
Quarter ending December 2016	206	↓
Variance since December 2015	(5.9%)	↓



ACTIVITY

Cumulative percentage of contracted UDA delivered 2016 & 2017



Month	Adjusted Scheduled Activity (UDA)	
	2016	2017
April	43	11
May	67	37
June	88	57
July	130	86
August	172	122
September	211	163
October	233	184
November	272	224
December	316	246
January	326	
February	378	
March	402	
April	426	
May	426	
June	426	

QUALITY

	Quantity	Base Number	Contract	AT	Region	England
% of FP17s for the same patient ID Re-attending within 3 months - Children	14	241	5.8%	10.5%	12.1%	12.4%
% of FP17s for the same patient ID Re-attending within 3 months - Adults	0	0	N/A	14.2%	15.9%	16.6%
% of FP17s for the same patient ID Re-attending between 3 & 9 months - Children	191	241	79.3%	59.2%	58.6%	57.5%
% of FP17s for the same patient ID Re-attending between 3 & 9 months - Adults	0	0	N/A	54.1%	51.5%	50.4%
% of FP17s for Band 1 Urgent Courses	15	217	6.9%	7.2%	8.0%	9.1%
% of FP17s Relating to Free Repair or Replacements	0	217	0.0%	0.9%	0.8%	0.8%
% of FP17s Relating to Continuations	0	217	0.0%	1.4%	1.2%	1.3%
% of Patients satisfied with the dentistry they have received	0	0	N/A	93.3%	92.8%	92.7%
% of Patients satisfied with the time they had to wait for an appointment	0	0	N/A	89.9%	89.2%	88.8%

* This is based on patients treated on this contract for their most recent course of treatment. Figures in italics indicate the base number of FP17s or Patient Questionnaire responses are less than 100. N/A is shown where the base number of responses is less than 10 during the period. % is calculated as Quantity/Base number*100

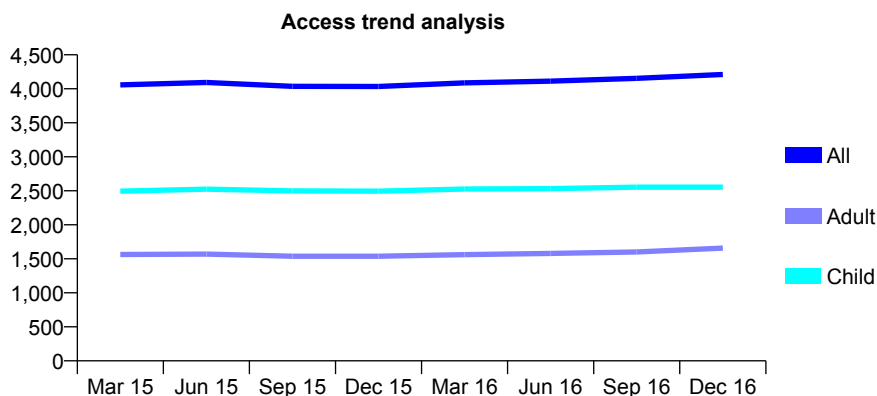
Q60 - Vital Signs At a Glance Contract Report for 920231/0001 - December 2016

Name or company name	MRS HL CHAPMAN
Contract type name	GDS Contract
Purpose of contract	General
Contract start date	01/04/2006
Contract end date	

16/17 Contracted general activity (UDA)	11,917
Carry forward general activity (UDA)	0
16/17 Contracted orthodontic activity (UOA)	0
Carry forward orthodontic activity (UOA)	0
Baseline contract value	£310,971.57

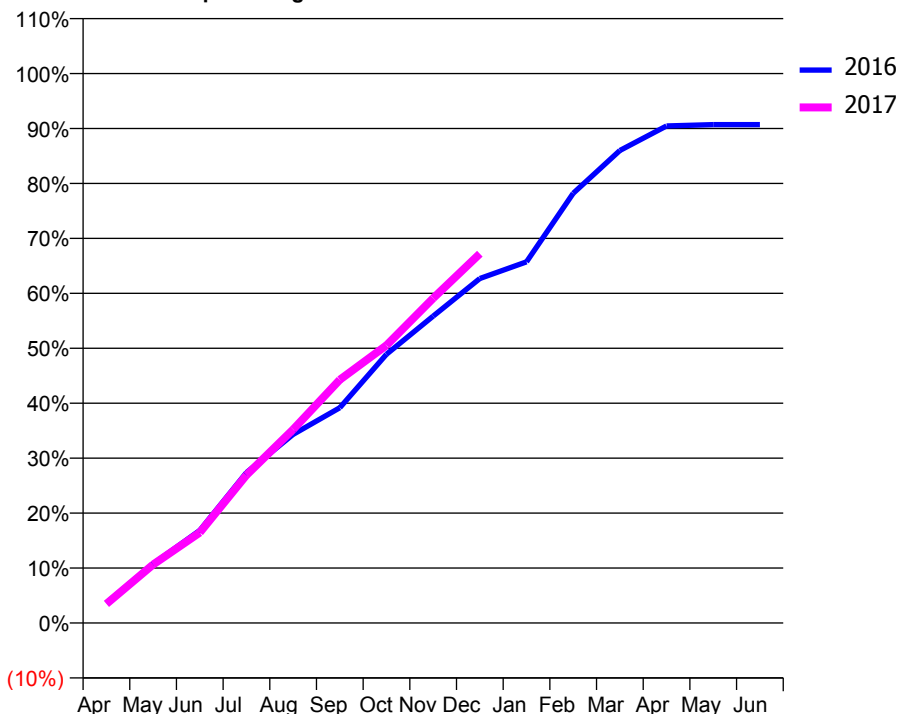
ACCESS*

Patients seen in 24 months	Total	Change since previous quarter
Quarter ending December 2015	4,034	
Quarter ending March 2016	4,088	→
Quarter ending June 2016	4,112	→
Quarter ending September 2016	4,153	→
Quarter ending December 2016	4,211	→
Variance since December 2015	4.4%	↑



ACTIVITY

Cumulative percentage of contracted UDA delivered 2016 & 2017



Month	Adjusted Scheduled Activity (UDA)	
	2016	2017
April	435	414
May	1,282	1,268
June	2,007	1,963
July	3,265	3,209
August	4,092	4,198
September	4,668	5,275
October	5,829	6,023
November	6,655	7,042
December	7,471	8,009
January	7,833	
February	9,319	
March	10,247	
April	10,779	
May	10,807	
June	10,808	

QUALITY

	Quantity	Base Number	Contract	AT	Region	England
% of FP17s for the same patient ID Re-attending within 3 months - Children	365	3,271	11.2%	10.5%	12.1%	12.4%
% of FP17s for the same patient ID Re-attending within 3 months - Adults	320	1,726	18.5%	14.2%	15.9%	16.6%
% of FP17s for the same patient ID Re-attending between 3 & 9 months - Children	1,924	3,271	58.8%	59.2%	58.6%	57.5%
% of FP17s for the same patient ID Re-attending between 3 & 9 months - Adults	941	1,726	54.5%	54.1%	51.5%	50.4%
% of FP17s for Band 1 Urgent Courses	373	4,637	8.0%	7.2%	8.0%	9.1%
% of FP17s Relating to Free Repair or Replacements	1	4,637	0.0%	0.9%	0.8%	0.8%
% of FP17s Relating to Continuations	3	4,637	0.1%	1.4%	1.2%	1.3%
% of Patients satisfied with the dentistry they have received	2	3	N/A	93.3%	92.8%	92.7%
% of Patients satisfied with the time they had to wait for an appointment	3	3	N/A	89.9%	89.2%	88.8%

* This is based on patients treated on this contract for their most recent course of treatment. Figures in italics indicate the base number of FP17s or Patient Questionnaire responses are less than 100. N/A is shown where the base number of responses is less than 10 during the period. % is calculated as Quantity/Base number*100

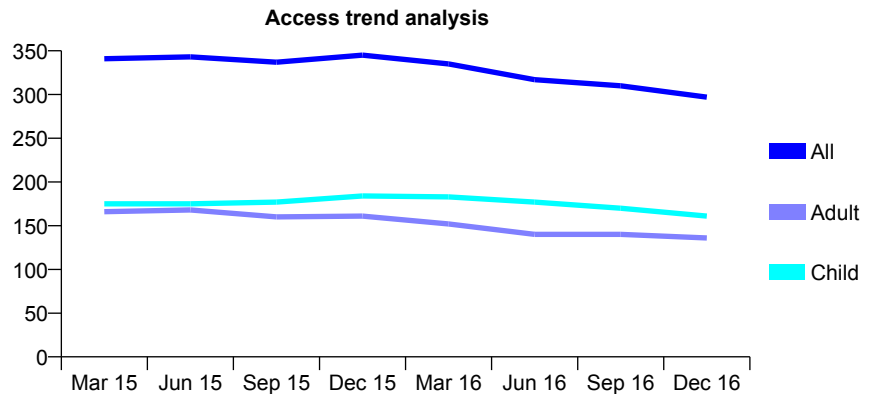
Q60 - Vital Signs At a Glance Contract Report for 921394/0001 - December 2016

Name or company name	MRS A LAVENDER
Contract type name	GDS Contract
Purpose of contract	General
Contract start date	01/04/2006
Contract end date	30/11/2016

16/17 Contracted general activity (UDA)	533
Carry forward general activity (UDA)	0
16/17 Contracted orthodontic activity (UOA)	0
Carry forward orthodontic activity (UOA)	0
Baseline contract value	£13,824.39

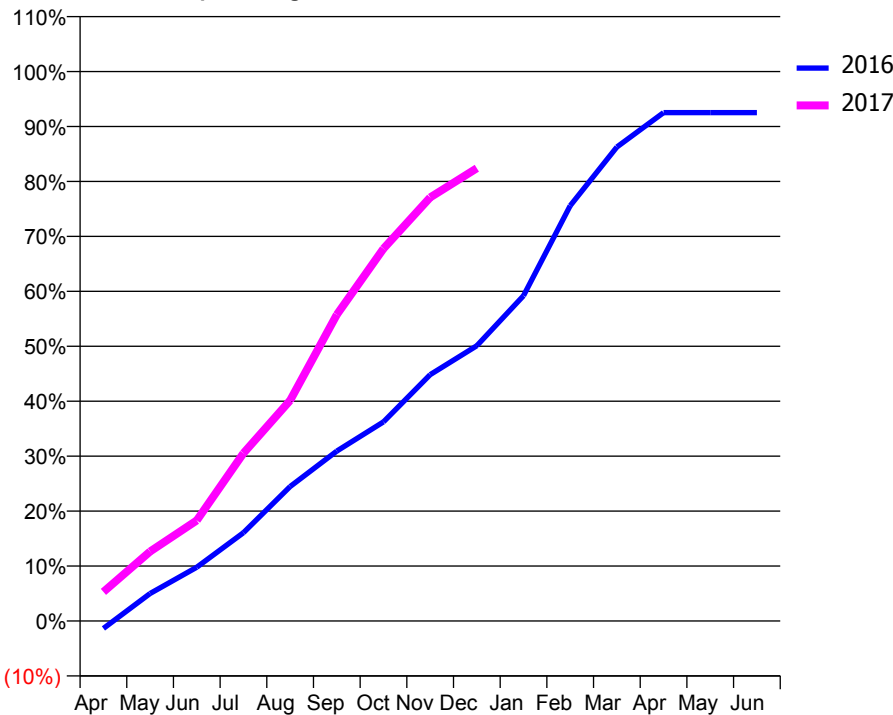
ACCESS*

Patients seen in 24 months	Total	Change since previous quarter
Quarter ending December 2015	345	
Quarter ending March 2016	335	↓
Quarter ending June 2016	317	↓
Quarter ending September 2016	310	↓
Quarter ending December 2016	297	↓
Variance since December 2015	(13.9%)	↓



ACTIVITY

Cumulative percentage of contracted UDA delivered 2016 & 2017



Month	Adjusted Scheduled Activity (UDA)	
	2016	2017
April	-11	28
May	40	67
June	78	98
July	129	163
August	196	214
September	247	297
October	290	361
November	359	411
December	401	439
January	474	
February	605	
March	690	
April	740	
May	740	
June	740	

QUALITY

	Quantity	Base Number	Contract	AT	Region	England
% of FP17s for the same patient ID Re-attending within 3 months - Children	38	250	15.2%	10.5%	12.1%	12.4%
% of FP17s for the same patient ID Re-attending within 3 months - Adults	16	113	14.2%	14.2%	15.9%	16.6%
% of FP17s for the same patient ID Re-attending between 3 & 9 months - Children	170	250	68.0%	59.2%	58.6%	57.5%
% of FP17s for the same patient ID Re-attending between 3 & 9 months - Adults	64	113	56.6%	54.1%	51.5%	50.4%
% of FP17s for Band 1 Urgent Courses	16	327	4.9%	7.2%	8.0%	9.1%
% of FP17s Relating to Free Repair or Replacements	0	327	0.0%	0.9%	0.8%	0.8%
% of FP17s Relating to Continuations	0	327	0.0%	1.4%	1.2%	1.3%
% of Patients satisfied with the dentistry they have received	0	0	N/A	93.3%	92.8%	92.7%
% of Patients satisfied with the time they had to wait for an appointment	0	0	N/A	89.9%	89.2%	88.8%

* This is based on patients treated on this contract for their most recent course of treatment. Figures in italics indicate the base number of FP17s or Patient Questionnaire responses are less than 100. N/A is shown where the base number of responses is less than 10 during the period. % is calculated as Quantity/Base number*100

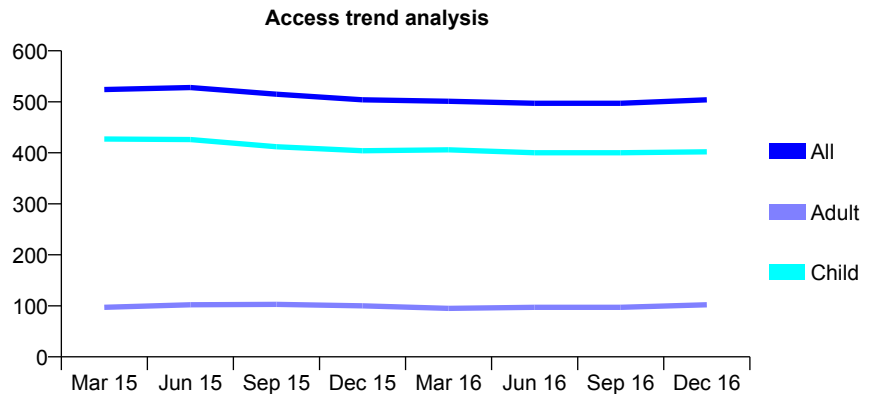
Q60 - Vital Signs At a Glance Contract Report for 925713/0001 - December 2016

Name or company name	MR IH KHAN
Contract type name	GDS Contract
Purpose of contract	General
Contract start date	01/04/2006
Contract end date	

16/17 Contracted general activity (UDA)	1,200
Carry forward general activity (UDA)	0
16/17 Contracted orthodontic activity (UOA)	0
Carry forward orthodontic activity (UOA)	0
Baseline contract value	£27,689.65

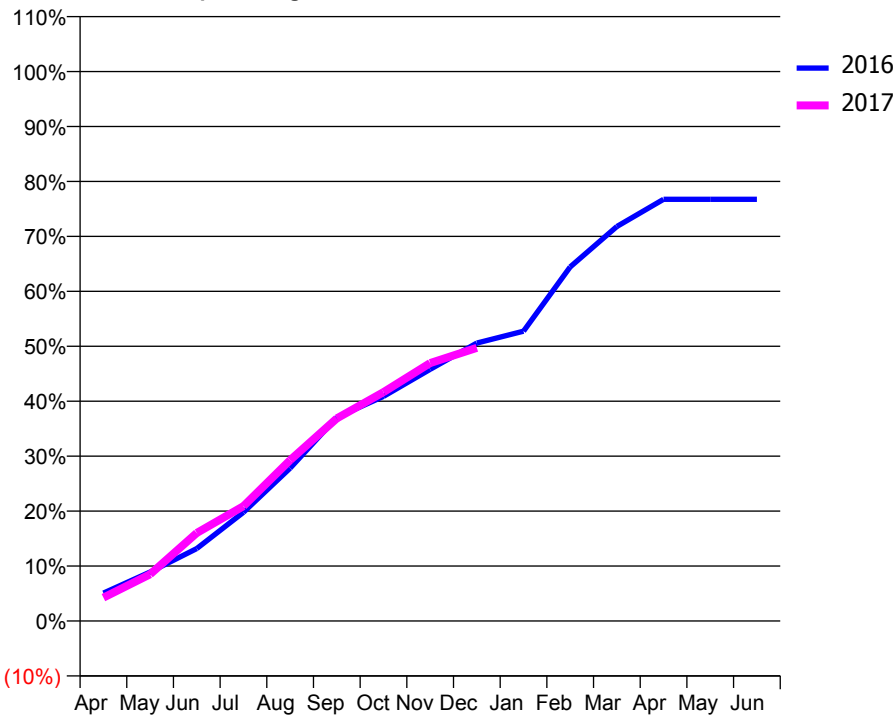
ACCESS*

Patients seen in 24 months	Total	Change since previous quarter
Quarter ending December 2015	504	
Quarter ending March 2016	501	→
Quarter ending June 2016	497	→
Quarter ending September 2016	497	→
Quarter ending December 2016	504	→
Variance since December 2015	0.0%	→



ACTIVITY

Cumulative percentage of contracted UDA delivered 2016 & 2017



Month	Adjusted Scheduled Activity (UDA)	
	2016	2017
April	61	51
May	107	102
June	158	192
July	238	251
August	334	351
September	444	442
October	490	500
November	550	563
December	607	597
January	633	
February	773	
March	862	
April	921	
May	921	
June	921	

QUALITY

	Quantity	Base Number	Contract	AT	Region	England
% of FP17s for the same patient ID Re-attending within 3 months - Children	25	445	5.6%	10.5%	12.1%	12.4%
% of FP17s for the same patient ID Re-attending within 3 months - Adults	4	60	6.7%	14.2%	15.9%	16.6%
% of FP17s for the same patient ID Re-attending between 3 & 9 months - Children	270	445	60.7%	59.2%	58.6%	57.5%
% of FP17s for the same patient ID Re-attending between 3 & 9 months - Adults	36	60	60.0%	54.1%	51.5%	50.4%
% of FP17s for Band 1 Urgent Courses	23	452	5.1%	7.2%	8.0%	9.1%
% of FP17s Relating to Free Repair or Replacements	0	452	0.0%	0.9%	0.8%	0.8%
% of FP17s Relating to Continuations	0	452	0.0%	1.4%	1.2%	1.3%
% of Patients satisfied with the dentistry they have received	0	0	N/A	93.3%	92.8%	92.7%
% of Patients satisfied with the time they had to wait for an appointment	0	0	N/A	89.9%	89.2%	88.8%

* This is based on patients treated on this contract for their most recent course of treatment. Figures in italics indicate the base number of FP17s or Patient Questionnaire responses are less than 100. N/A is shown where the base number of responses is less than 10 during the period. % is calculated as Quantity/Base number*100

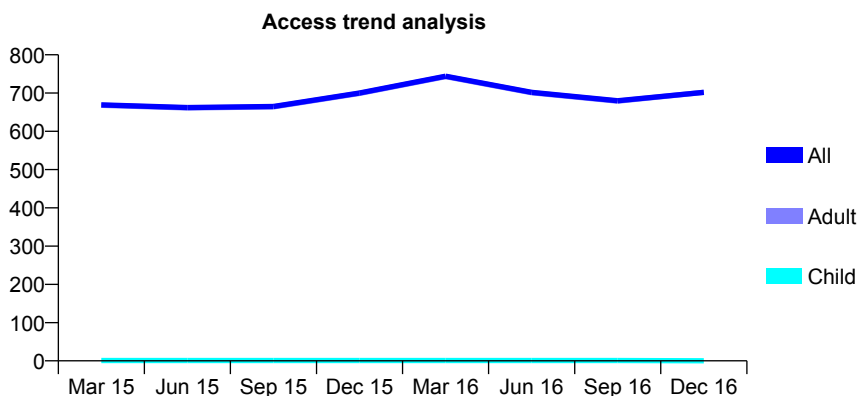
Q60 - Vital Signs At a Glance Contract Report for 925829/0001 - December 2016

Name or company name	MR KS AULAK
Contract type name	GDS Contract
Purpose of contract	General
Contract start date	01/04/2006
Contract end date	

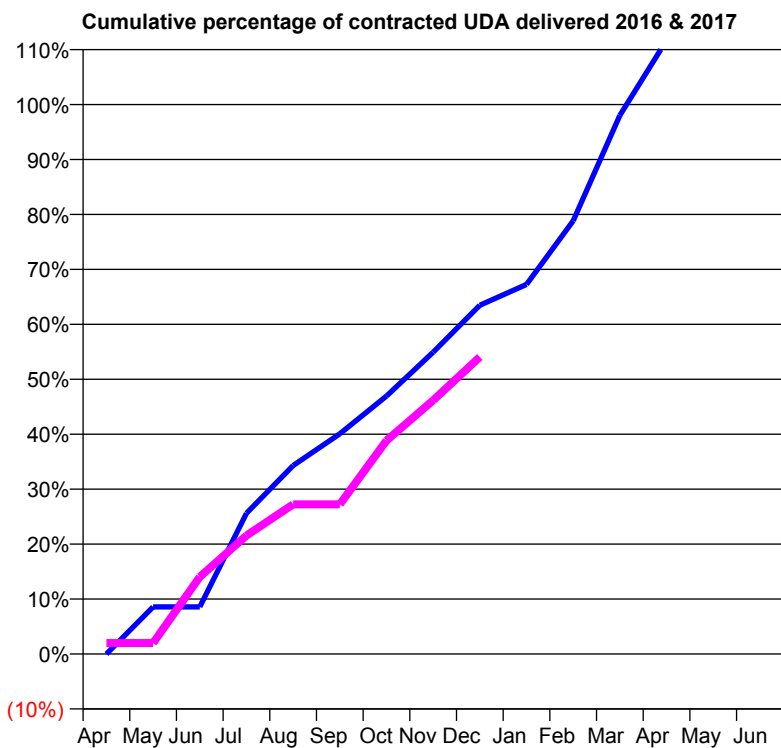
16/17 Contracted general activity (UDA)	2,901
Carry forward general activity (UDA)	-58
16/17 Contracted orthodontic activity (UOA)	0
Carry forward orthodontic activity (UOA)	0
Baseline contract value	£76,826.06

ACCESS*

Patients seen in 24 months	Total	Change since previous quarter
Quarter ending December 2015	700	
Quarter ending March 2016	744	↑
Quarter ending June 2016	702	↓
Quarter ending September 2016	680	↓
Quarter ending December 2016	702	↑
Variance since December 2015	0.3%	→



ACTIVITY



Month	Adjusted Scheduled Activity (UDA)	
	2016	2017
April	0	58
May	249	58
June	249	407
July	743	626
August	995	790
September	1,163	790
October	1,362	1,127
November	1,594	1,339
December	1,841	1,568
January	1,951	
February	2,287	
March	2,844	
April	3,240	
May	3,240	
June	3,243	

QUALITY

	Quantity	Base Number	Contract	AT	Region	England
% of FP17s for the same patient ID Re-attending within 3 months - Children	0	0	N/A	10.5%	12.1%	12.4%
% of FP17s for the same patient ID Re-attending within 3 months - Adults	99	436	22.7%	14.2%	15.9%	16.6%
% of FP17s for the same patient ID Re-attending between 3 & 9 months - Children	0	0	N/A	59.2%	58.6%	57.5%
% of FP17s for the same patient ID Re-attending between 3 & 9 months - Adults	54	436	12.4%	54.1%	51.5%	50.4%
% of FP17s for Band 1 Urgent Courses	107	368	29.1%	7.2%	8.0%	9.1%
% of FP17s Relating to Free Repair or Replacements	0	368	0.0%	0.9%	0.8%	0.8%
% of FP17s Relating to Continuations	0	368	0.0%	1.4%	1.2%	1.3%
% of Patients satisfied with the dentistry they have received	0	1	N/A	93.3%	92.8%	92.7%
% of Patients satisfied with the time they had to wait for an appointment	0	1	N/A	89.9%	89.2%	88.8%

* This is based on patients treated on this contract for their most recent course of treatment. Figures in italics indicate the base number of FP17s or Patient Questionnaire responses are less than 100. N/A is shown where the base number of responses is less than 10 during the period. % is calculated as Quantity/Base number*100

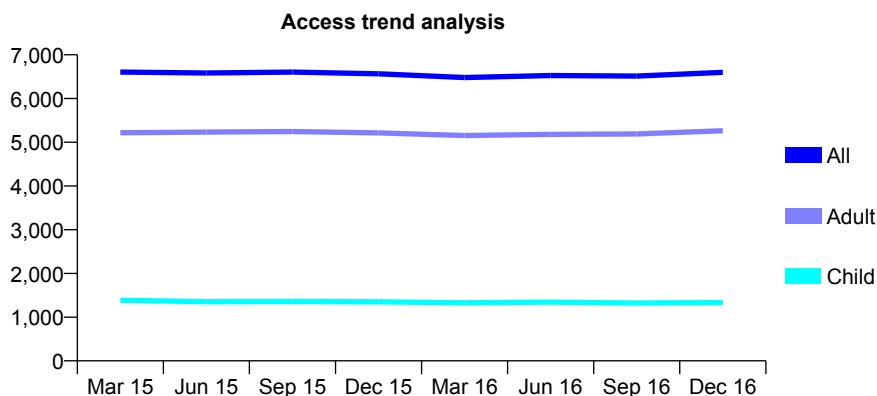
Q60 - Vital Signs At a Glance Contract Report for 927201/0001 - December 2016

Name or company name	MR N AHMED
Contract type name	GDS Contract
Purpose of contract	General and Orthodontic
Contract start date	01/04/2006
Contract end date	

16/17 Contracted general activity (UDA)	17,660
Carry forward general activity (UDA)	0
16/17 Contracted orthodontic activity (UOA)	2,688
Carry forward orthodontic activity (UOA)	0
Baseline contract value	£595,016.52

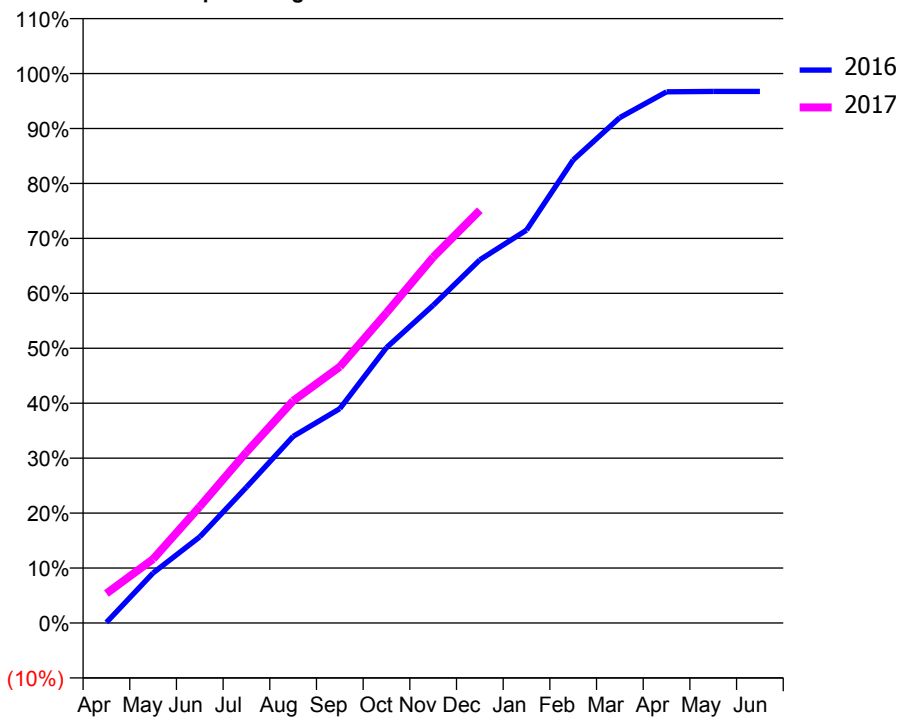
ACCESS*

Patients seen in 24 months	Total	Change since previous quarter
Quarter ending December 2015	6,565	
Quarter ending March 2016	6,481	↓
Quarter ending June 2016	6,525	→
Quarter ending September 2016	6,512	→
Quarter ending December 2016	6,598	→
Variance since December 2015	0.5%	→



ACTIVITY

Cumulative percentage of contracted UDA delivered 2016 & 2017



Month	Adjusted Scheduled Activity (UDA)	
	2016	2017
April	21	948
May	1,613	2,053
June	2,777	3,741
July	4,376	5,492
August	6,015	7,141
September	6,909	8,234
October	8,876	9,970
November	10,236	11,756
December	11,703	13,268
January	12,660	
February	14,922	
March	16,289	
April	17,119	
May	17,129	
June	17,130	

QUALITY

	Quantity	Base Number	Contract	AT	Region	England
% of FP17s for the same patient ID Re-attending within 3 months - Children	58	1,610	3.6%	10.5%	12.1%	12.4%
% of FP17s for the same patient ID Re-attending within 3 months - Adults	345	5,396	6.4%	14.2%	15.9%	16.6%
% of FP17s for the same patient ID Re-attending between 3 & 9 months - Children	697	1,610	43.3%	59.2%	58.6%	57.5%
% of FP17s for the same patient ID Re-attending between 3 & 9 months - Adults	2,768	5,396	51.3%	54.1%	51.5%	50.4%
% of FP17s for Band 1 Urgent Courses	15	6,327	0.2%	7.2%	8.0%	9.1%
% of FP17s Relating to Free Repair or Replacements	35	6,327	0.6%	0.9%	0.8%	0.8%
% of FP17s Relating to Continuations	35	6,327	0.6%	1.4%	1.2%	1.3%
% of Patients satisfied with the dentistry they have received	11	12	91.7%	93.3%	92.8%	92.7%
% of Patients satisfied with the time they had to wait for an appointment	12	12	100.0%	89.9%	89.2%	88.8%

* This is based on patients treated on this contract for their most recent course of treatment. Figures in italics indicate the base number of FP17s or Patient Questionnaire responses are less than 100. N/A is shown where the base number of responses is less than 10 during the period. % is calculated as Quantity/Base number*100

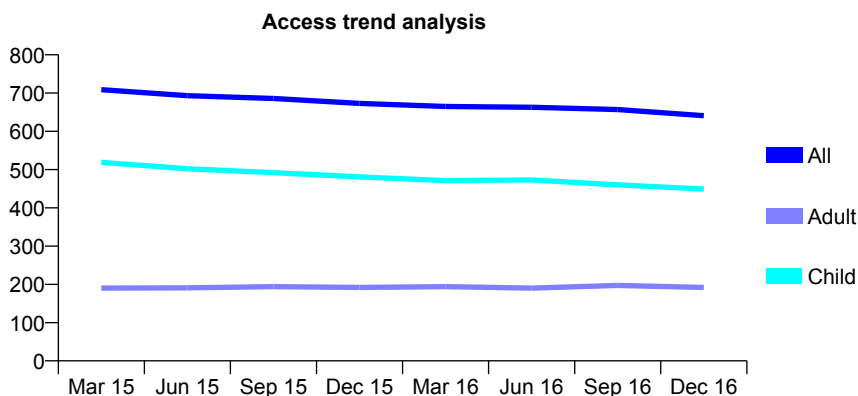
Q60 - Vital Signs At a Glance Contract Report for 927341/0001 - December 2016

Name or company name	MR JG LANGLEY
Contract type name	GDS Contract
Purpose of contract	General
Contract start date	01/04/2006
Contract end date	

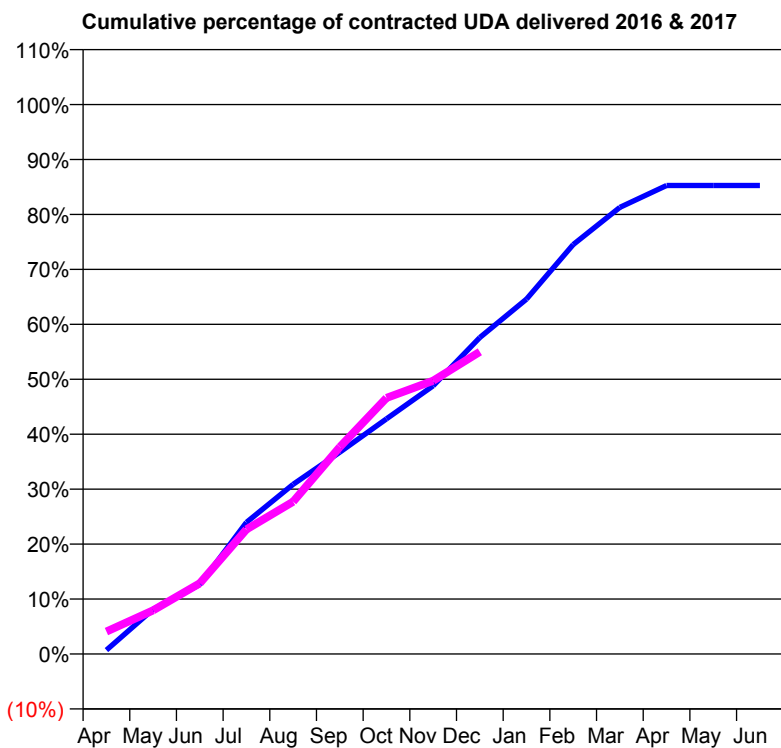
16/17 Contracted general activity (UDA)	1,380
Carry forward general activity (UDA)	0
16/17 Contracted orthodontic activity (UOA)	0
Carry forward orthodontic activity (UOA)	0
Baseline contract value	£30,270.99

ACCESS*

Patients seen in 24 months	Total	Change since previous quarter
Quarter ending December 2015	673	
Quarter ending March 2016	665	↓
Quarter ending June 2016	663	→
Quarter ending September 2016	657	→
Quarter ending December 2016	641	↓
Variance since December 2015	(4.8%)	↓



ACTIVITY



Month	Adjusted Scheduled Activity (UDA)	
	2016	2017
April	10	56
May	112	110
June	175	178
July	331	313
August	426	383
September	507	520
October	590	643
November	674	686
December	795	759
January	891	
February	1,028	
March	1,122	
April	1,177	
May	1,177	
June	1,177	

QUALITY

	Quantity	Base Number	Contract	AT	Region	England
% of FP17s for the same patient ID Re-attending within 3 months - Children	30	482	6.2%	10.5%	12.1%	12.4%
% of FP17s for the same patient ID Re-attending within 3 months - Adults	7	119	5.9%	14.2%	15.9%	16.6%
% of FP17s for the same patient ID Re-attending between 3 & 9 months - Children	306	482	63.5%	59.2%	58.6%	57.5%
% of FP17s for the same patient ID Re-attending between 3 & 9 months - Adults	60	119	50.4%	54.1%	51.5%	50.4%
% of FP17s for Band 1 Urgent Courses	15	554	2.7%	7.2%	8.0%	9.1%
% of FP17s Relating to Free Repair or Replacements	0	554	0.0%	0.9%	0.8%	0.8%
% of FP17s Relating to Continuations	1	554	0.2%	1.4%	1.2%	1.3%
% of Patients satisfied with the dentistry they have received	0	0	N/A	93.3%	92.8%	92.7%
% of Patients satisfied with the time they had to wait for an appointment	0	0	N/A	89.9%	89.2%	88.8%

* This is based on patients treated on this contract for their most recent course of treatment. Figures in italics indicate the base number of FP17s or Patient Questionnaire responses are less than 100. N/A is shown where the base number of responses is less than 10 during the period. % is calculated as Quantity/Base number*100

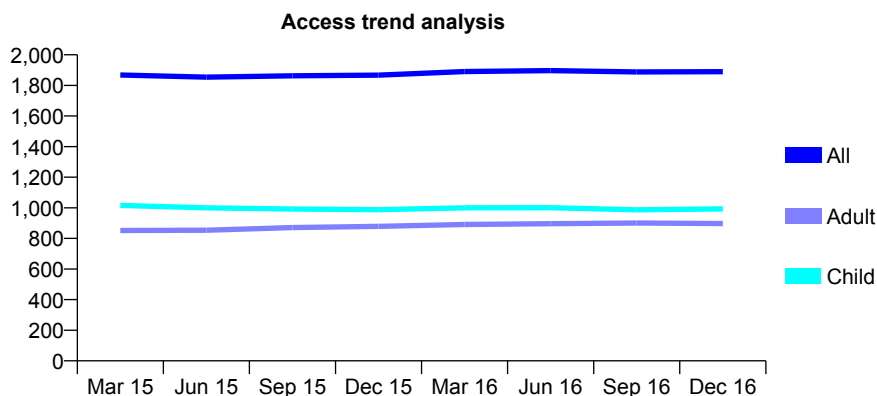
Q60 - Vital Signs At a Glance Contract Report for 927724/0003 - December 2016

Name or company name	MR SS DEHAL
Contract type name	GDS Contract
Purpose of contract	General and Orthodontic
Contract start date	01/06/2008
Contract end date	

16/17 Contracted general activity (UDA)	5,493
Carry forward general activity (UDA)	1
16/17 Contracted orthodontic activity (UOA)	200
Carry forward orthodontic activity (UOA)	0
Baseline contract value	£146,660.43

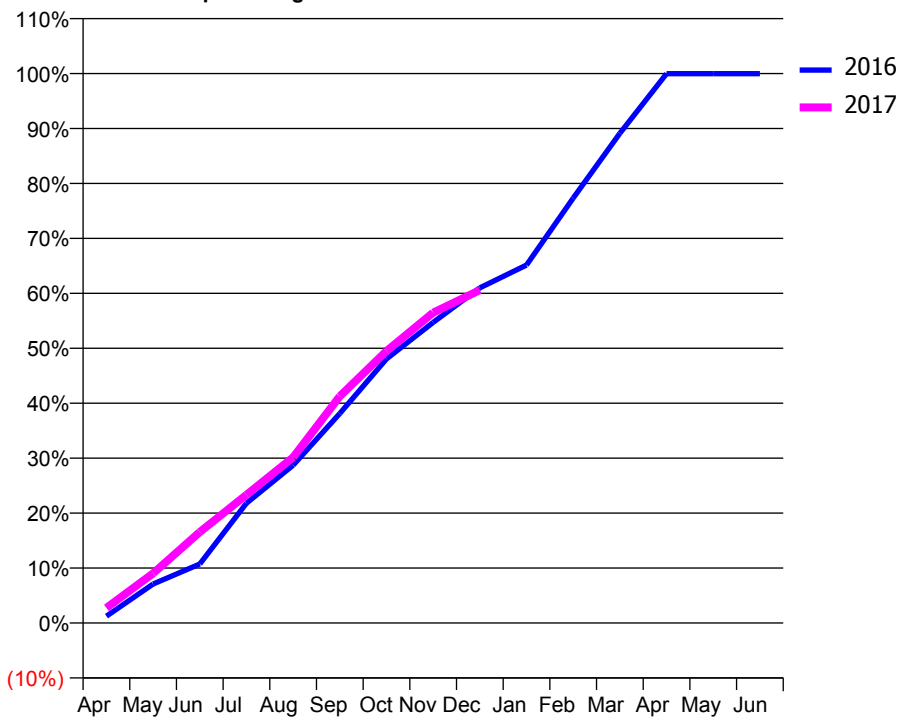
ACCESS*

Patients seen in 24 months	Total	Change since previous quarter
Quarter ending December 2015	1,867	
Quarter ending March 2016	1,891	→
Quarter ending June 2016	1,897	→
Quarter ending September 2016	1,888	→
Quarter ending December 2016	1,890	→
Variance since December 2015	1.2%	→



ACTIVITY

Cumulative percentage of contracted UDA delivered 2016 & 2017



Month	Adjusted Scheduled Activity (UDA)	
	2016	2017
April	68	151
May	390	497
June	590	909
July	1,197	1,282
August	1,578	1,656
September	2,094	2,267
October	2,641	2,718
November	3,005	3,102
December	3,350	3,327
January	3,579	
February	4,248	
March	4,895	
April	5,492	
May	5,492	
June	5,492	

QUALITY

	Quantity	Base Number	Contract	AT	Region	England
% of FP17s for the same patient ID Re-attending within 3 months - Children	225	1,531	14.7%	10.5%	12.1%	12.4%
% of FP17s for the same patient ID Re-attending within 3 months - Adults	155	1,027	15.1%	14.2%	15.9%	16.6%
% of FP17s for the same patient ID Re-attending between 3 & 9 months - Children	1,081	1,531	70.6%	59.2%	58.6%	57.5%
% of FP17s for the same patient ID Re-attending between 3 & 9 months - Adults	694	1,027	67.6%	54.1%	51.5%	50.4%
% of FP17s for Band 1 Urgent Courses	81	2,169	3.7%	7.2%	8.0%	9.1%
% of FP17s Relating to Free Repair or Replacements	7	2,169	0.3%	0.9%	0.8%	0.8%
% of FP17s Relating to Continuations	49	2,169	2.3%	1.4%	1.2%	1.3%
% of Patients satisfied with the dentistry they have received	1	1	N/A	93.3%	92.8%	92.7%
% of Patients satisfied with the time they had to wait for an appointment	1	1	N/A	89.9%	89.2%	88.8%

* This is based on patients treated on this contract for their most recent course of treatment. Figures in italics indicate the base number of FP17s or Patient Questionnaire responses are less than 100. N/A is shown where the base number of responses is less than 10 during the period. % is calculated as Quantity/Base number*100

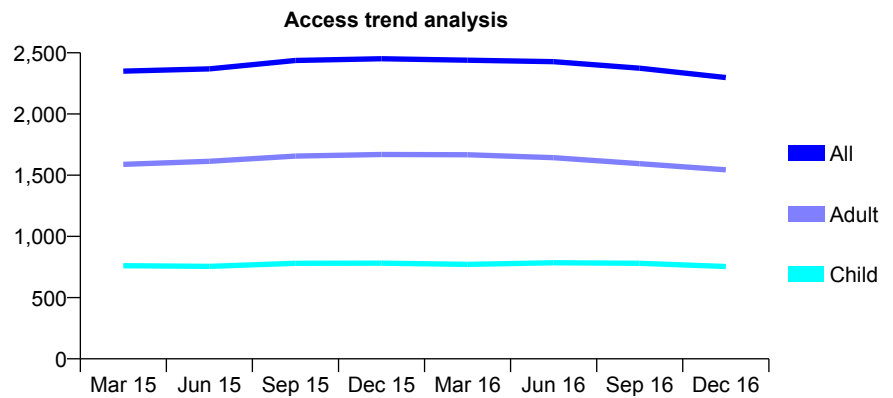
Q60 - Vital Signs At a Glance Contract Report for 932779/0002 - December 2016

Name or company name	MR GC CUMMINGS
Contract type name	GDS Contract
Purpose of contract	General
Contract start date	01/10/2009
Contract end date	

16/17 Contracted general activity (UDA)	6,764
Carry forward general activity (UDA)	0
16/17 Contracted orthodontic activity (UOA)	0
Carry forward orthodontic activity (UOA)	0
Baseline contract value	£182,751.94

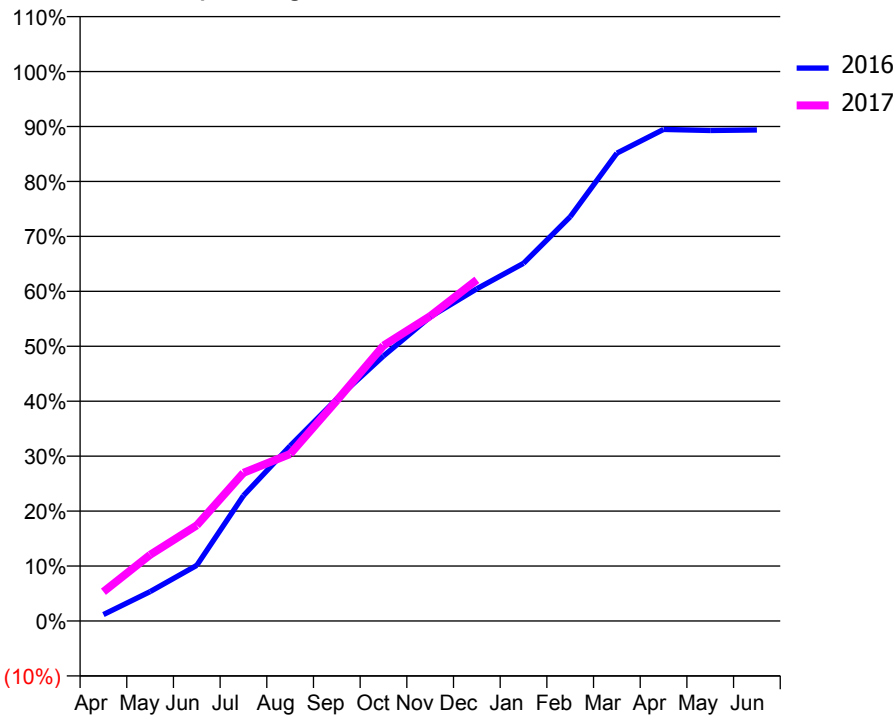
ACCESS*

Patients seen in 24 months	Total	Change since previous quarter
Quarter ending December 2015	2,451	
Quarter ending March 2016	2,439	→
Quarter ending June 2016	2,428	→
Quarter ending September 2016	2,374	↓
Quarter ending December 2016	2,298	↓
Variance since December 2015	(6.2%)	↓



ACTIVITY

Cumulative percentage of contracted UDA delivered 2016 & 2017



Month	Adjusted Scheduled Activity (UDA)	
	2016	2017
April	79	361
May	362	815
June	685	1,177
July	1,543	1,825
August	2,156	2,056
September	2,734	2,713
October	3,262	3,391
November	3,743	3,753
December	4,089	4,199
January	4,402	
February	4,976	
March	5,759	
April	6,051	
May	6,037	
June	6,044	

QUALITY

	Quantity	Base Number	Contract	AT	Region	England
% of FP17s for the same patient ID Re-attending within 3 months - Children	219	1,207	18.1%	10.5%	12.1%	12.4%
% of FP17s for the same patient ID Re-attending within 3 months - Adults	219	1,558	14.1%	14.2%	15.9%	16.6%
% of FP17s for the same patient ID Re-attending between 3 & 9 months - Children	779	1,207	64.5%	59.2%	58.6%	57.5%
% of FP17s for the same patient ID Re-attending between 3 & 9 months - Adults	1,017	1,558	65.3%	54.1%	51.5%	50.4%
% of FP17s for Band 1 Urgent Courses	61	2,319	2.6%	7.2%	8.0%	9.1%
% of FP17s Relating to Free Repair or Replacements	17	2,319	0.7%	0.9%	0.8%	0.8%
% of FP17s Relating to Continuations	18	2,319	0.8%	1.4%	1.2%	1.3%
% of Patients satisfied with the dentistry they have received	7	7	N/A	93.3%	92.8%	92.7%
% of Patients satisfied with the time they had to wait for an appointment	7	7	N/A	89.9%	89.2%	88.8%

* This is based on patients treated on this contract for their most recent course of treatment. Figures in italics indicate the base number of FP17s or Patient Questionnaire responses are less than 100. N/A is shown where the base number of responses is less than 10 during the period. % is calculated as Quantity/Base number*100

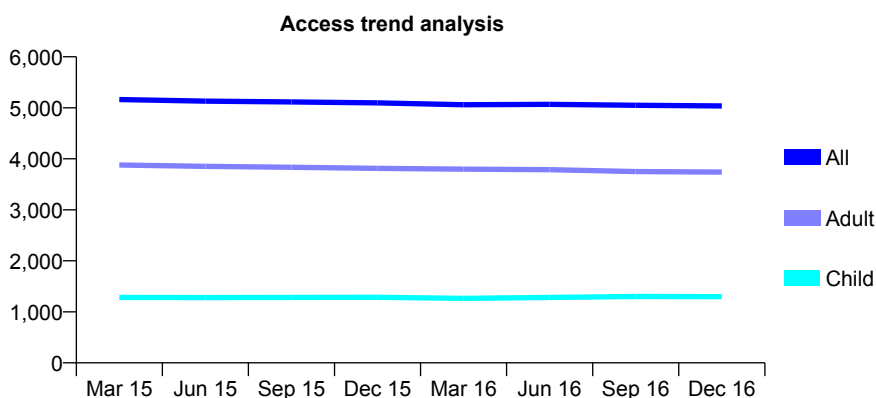
Q60 - Vital Signs At a Glance Contract Report for 934925/0002 - December 2016

Name or company name	MR S SABZEVARI
Contract type name	GDS Contract
Purpose of contract	General
Contract start date	01/04/2006
Contract end date	

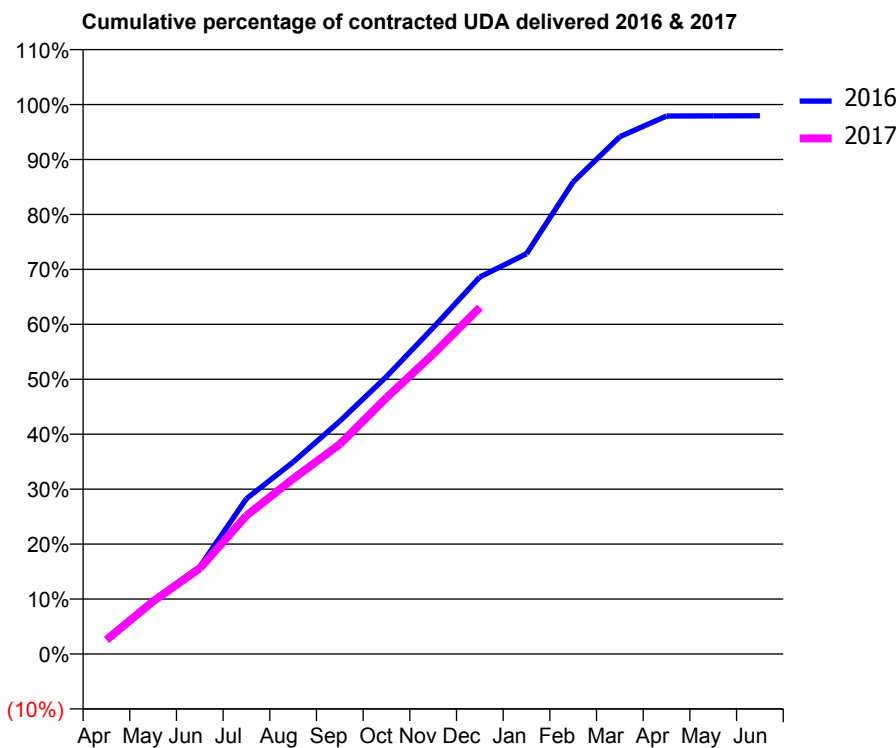
16/17 Contracted general activity (UDA)	16,212
Carry forward general activity (UDA)	332
16/17 Contracted orthodontic activity (UOA)	0
Carry forward orthodontic activity (UOA)	0
Baseline contract value	£394,785.42

ACCESS*

Patients seen in 24 months	Total	Change since previous quarter
Quarter ending December 2015	5,098	
Quarter ending March 2016	5,061	→
Quarter ending June 2016	5,069	→
Quarter ending September 2016	5,050	→
Quarter ending December 2016	5,037	→
Variance since December 2015	(1.2%)	↓



ACTIVITY



Month	Adjusted Scheduled Activity (UDA)	
	2016	2017
April	461	417
May	1,583	1,556
June	2,576	2,530
July	4,585	4,084
August	5,663	5,170
September	6,870	6,191
October	8,187	7,563
November	9,630	8,849
December	11,124	10,225
January	11,808	
February	13,929	
March	15,261	
April	15,874	
May	15,878	
June	15,880	

QUALITY

	Quantity	Base Number	Contract	AT	Region	England
% of FP17s for the same patient ID Re-attending within 3 months - Children	104	1,425	7.3%	10.5%	12.1%	12.4%
% of FP17s for the same patient ID Re-attending within 3 months - Adults	673	4,302	15.6%	14.2%	15.9%	16.6%
% of FP17s for the same patient ID Re-attending between 3 & 9 months - Children	881	1,425	61.8%	59.2%	58.6%	57.5%
% of FP17s for the same patient ID Re-attending between 3 & 9 months - Adults	2,670	4,302	62.1%	54.1%	51.5%	50.4%
% of FP17s for Band 1 Urgent Courses	501	5,425	9.2%	7.2%	8.0%	9.1%
% of FP17s Relating to Free Repair or Replacements	84	5,425	1.5%	0.9%	0.8%	0.8%
% of FP17s Relating to Continuations	39	5,425	0.7%	1.4%	1.2%	1.3%
% of Patients satisfied with the dentistry they have received	15	16	93.8%	93.3%	92.8%	92.7%
% of Patients satisfied with the time they had to wait for an appointment	12	16	75.0%	89.9%	89.2%	88.8%

* This is based on patients treated on this contract for their most recent course of treatment. Figures in italics indicate the base number of FP17s or Patient Questionnaire responses are less than 100. N/A is shown where the base number of responses is less than 10 during the period. % is calculated as Quantity/Base number*100

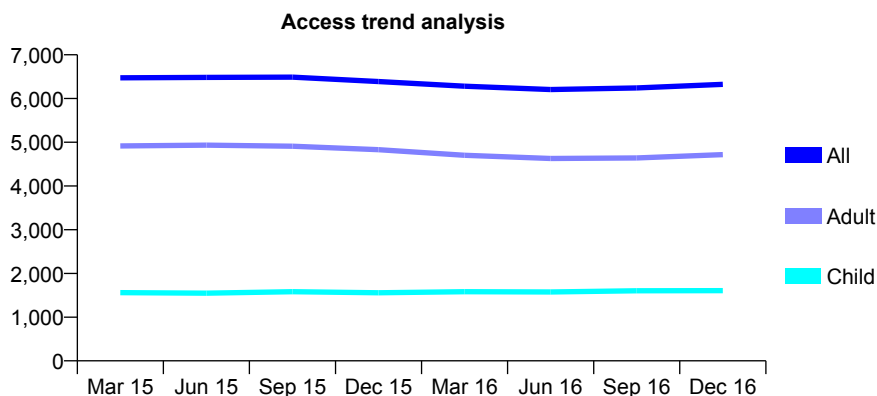
Q60 - Vital Signs At a Glance Contract Report for 934984/0001 - December 2016

Name or company name	MR P SANGHA
Contract type name	GDS Contract
Purpose of contract	General
Contract start date	01/04/2006
Contract end date	

16/17 Contracted general activity (UDA)	18,888
Carry forward general activity (UDA)	115
16/17 Contracted orthodontic activity (UOA)	0
Carry forward orthodontic activity (UOA)	0
Baseline contract value	£445,308.73

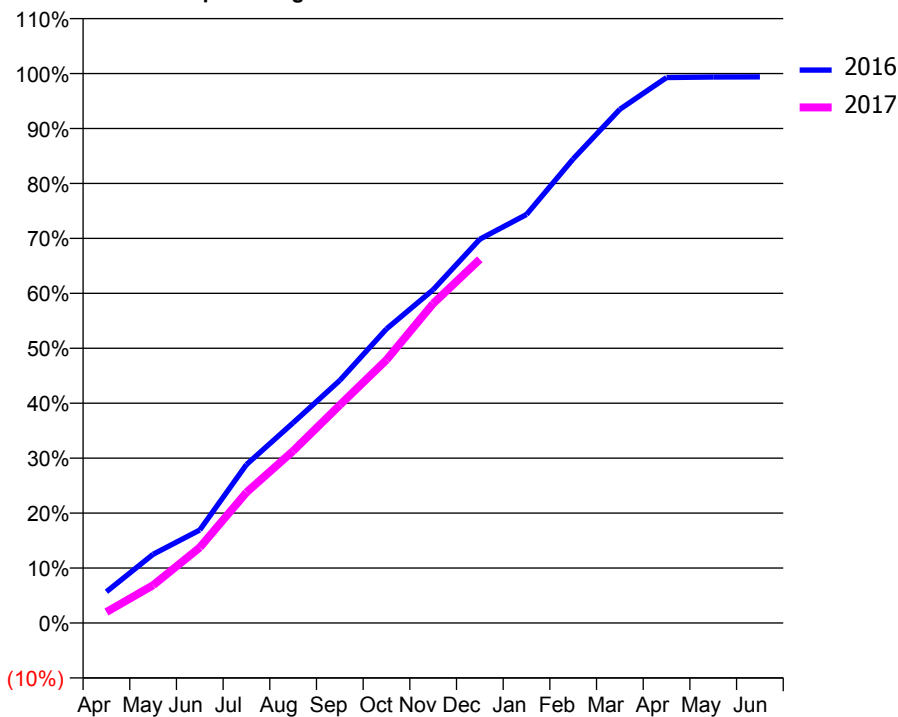
ACCESS*

Patients seen in 24 months	Total	Change since previous quarter
Quarter ending December 2015	6,389	
Quarter ending March 2016	6,283	↓
Quarter ending June 2016	6,206	↓
Quarter ending September 2016	6,243	→
Quarter ending December 2016	6,323	→
Variance since December 2015	(1.0%)	↓



ACTIVITY

Cumulative percentage of contracted UDA delivered 2016 & 2017



Adjusted Scheduled Activity (UDA)

Month	2016	2017
April	1,075	379
May	2,362	1,298
June	3,197	2,595
July	5,446	4,489
August	6,884	5,916
September	8,341	7,490
October	10,107	9,044
November	11,455	10,980
December	13,192	12,502
January	14,039	
February	15,954	
March	17,659	
April	18,748	
May	18,768	
June	18,773	

QUALITY

	Quantity	Base Number	Contract	AT	Region	England
% of FP17s for the same patient ID Re-attending within 3 months - Children	121	1,956	6.2%	10.5%	12.1%	12.4%
% of FP17s for the same patient ID Re-attending within 3 months - Adults	676	4,730	14.3%	14.2%	15.9%	16.6%
% of FP17s for the same patient ID Re-attending between 3 & 9 months - Children	1,231	1,956	62.9%	59.2%	58.6%	57.5%
% of FP17s for the same patient ID Re-attending between 3 & 9 months - Adults	2,297	4,730	48.6%	54.1%	51.5%	50.4%
% of FP17s for Band 1 Urgent Courses	356	6,264	5.7%	7.2%	8.0%	9.1%
% of FP17s Relating to Free Repair or Replacements	85	6,264	1.4%	0.9%	0.8%	0.8%
% of FP17s Relating to Continuations	40	6,264	0.6%	1.4%	1.2%	1.3%
% of Patients satisfied with the dentistry they have received	4	5	N/A	93.3%	92.8%	92.7%
% of Patients satisfied with the time they had to wait for an appointment	5	5	N/A	89.9%	89.2%	88.8%

* This is based on patients treated on this contract for their most recent course of treatment. Figures in italics indicate the base number of FP17s or Patient Questionnaire responses are less than 100. N/A is shown where the base number of responses is less than 10 during the period. % is calculated as Quantity/Base number*100

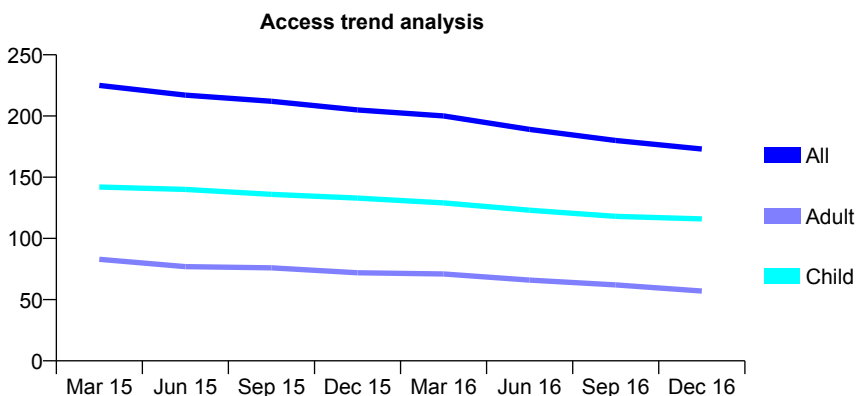
Q60 - Vital Signs At a Glance Contract Report for 983381/0001 - December 2016

Name or company name	MR LM RODDIS
Contract type name	GDS Contract
Purpose of contract	General
Contract start date	01/04/2006
Contract end date	30/11/2016

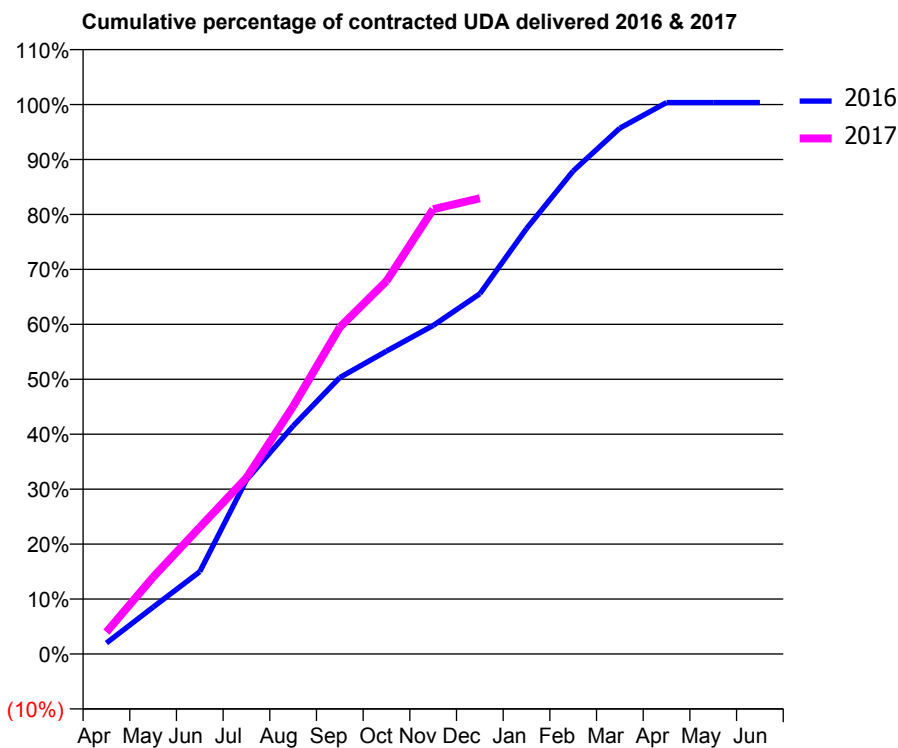
16/17 Contracted general activity (UDA)	300
Carry forward general activity (UDA)	-1
16/17 Contracted orthodontic activity (UOA)	0
Carry forward orthodontic activity (UOA)	0
Baseline contract value	£7,671.79

ACCESS*

Patients seen in 24 months	Total	Change since previous quarter
Quarter ending December 2015	205	
Quarter ending March 2016	200	↓
Quarter ending June 2016	189	↓
Quarter ending September 2016	180	↓
Quarter ending December 2016	173	↓
Variance since December 2015	(15.6%)	↓



ACTIVITY



Month	Adjusted Scheduled Activity (UDA)	
	2016	2017
April	9	12
May	38	42
June	67	69
July	143	96
August	187	135
September	226	178
October	248	204
November	269	243
December	295	249
January	348	
February	396	
March	431	
April	452	
May	452	
June	452	

QUALITY

	Quantity	Base Number	Contract	AT	Region	England
% of FP17s for the same patient ID Re-attending within 3 months - Children	16	186	8.6%	10.5%	12.1%	12.4%
% of FP17s for the same patient ID Re-attending within 3 months - Adults	2	46	4.3%	14.2%	15.9%	16.6%
% of FP17s for the same patient ID Re-attending between 3 & 9 months - Children	136	186	73.1%	59.2%	58.6%	57.5%
% of FP17s for the same patient ID Re-attending between 3 & 9 months - Adults	35	46	76.1%	54.1%	51.5%	50.4%
% of FP17s for Band 1 Urgent Courses	4	215	1.9%	7.2%	8.0%	9.1%
% of FP17s Relating to Free Repair or Replacements	0	215	0.0%	0.9%	0.8%	0.8%
% of FP17s Relating to Continuations	0	215	0.0%	1.4%	1.2%	1.3%
% of Patients satisfied with the dentistry they have received	0	0	N/A	93.3%	92.8%	92.7%
% of Patients satisfied with the time they had to wait for an appointment	0	0	N/A	89.9%	89.2%	88.8%

* This is based on patients treated on this contract for their most recent course of treatment. Figures in italics indicate the base number of FP17s or Patient Questionnaire responses are less than 100. N/A is shown where the base number of responses is less than 10 during the period. % is calculated as Quantity/Base number*100

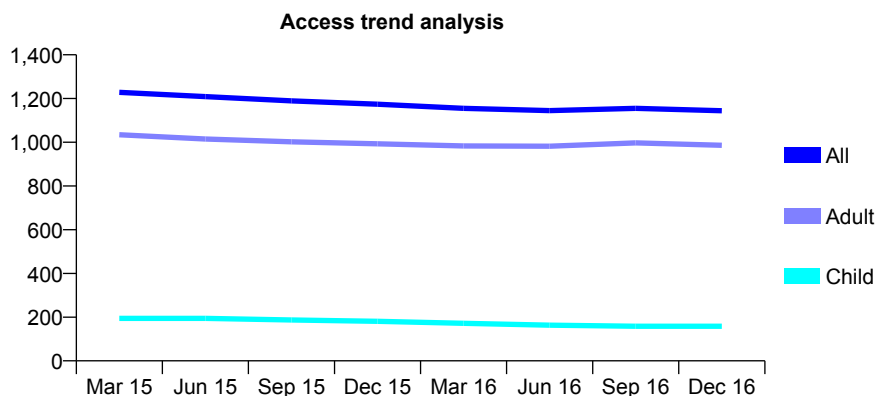
Q60 - Vital Signs At a Glance Contract Report for 986801/0004 - December 2016

Name or company name	MR MN DEVLIN
Contract type name	GDS Contract
Purpose of contract	General
Contract start date	03/10/2007
Contract end date	

16/17 Contracted general activity (UDA)	3,848
Carry forward general activity (UDA)	-20
16/17 Contracted orthodontic activity (UOA)	0
Carry forward orthodontic activity (UOA)	0
Baseline contract value	£87,431.11

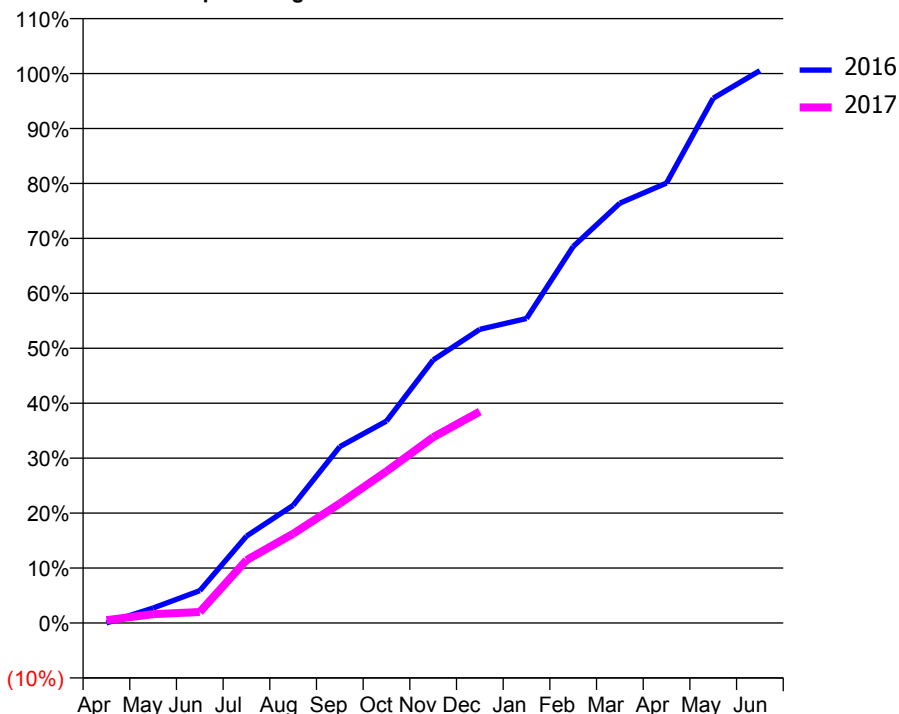
ACCESS*

Patients seen in 24 months	Total	Change since previous quarter
Quarter ending December 2015	1,174	
Quarter ending March 2016	1,155	↓
Quarter ending June 2016	1,145	→
Quarter ending September 2016	1,155	→
Quarter ending December 2016	1,144	→
Variance since December 2015	(2.6%)	↓



ACTIVITY

Cumulative percentage of contracted UDA delivered 2016 & 2017



Month	Adjusted Scheduled Activity (UDA)	
	2016	2017
April	0	20
May	105	62
June	227	77
July	608	441
August	824	626
September	1,235	837
October	1,414	1,062
November	1,842	1,301
December	2,057	1,481
January	2,132	
February	2,636	
March	2,940	
April	3,081	
May	3,675	
June	3,868	

QUALITY

	Quantity	Base Number	Contract	AT	Region	England
% of FP17s for the same patient ID Re-attending within 3 months - Children	26	186	14.0%	10.5%	12.1%	12.4%
% of FP17s for the same patient ID Re-attending within 3 months - Adults	150	1,029	14.6%	14.2%	15.9%	16.6%
% of FP17s for the same patient ID Re-attending between 3 & 9 months - Children	93	186	50.0%	59.2%	58.6%	57.5%
% of FP17s for the same patient ID Re-attending between 3 & 9 months - Adults	637	1,029	61.9%	54.1%	51.5%	50.4%
% of FP17s for Band 1 Urgent Courses	83	893	9.3%	7.2%	8.0%	9.1%
% of FP17s Relating to Free Repair or Replacements	11	893	1.2%	0.9%	0.8%	0.8%
% of FP17s Relating to Continuations	8	893	0.9%	1.4%	1.2%	1.3%
% of Patients satisfied with the dentistry they have received	4	4	N/A	93.3%	92.8%	92.7%
% of Patients satisfied with the time they had to wait for an appointment	4	4	N/A	89.9%	89.2%	88.8%

* This is based on patients treated on this contract for their most recent course of treatment. Figures in italics indicate the base number of FP17s or Patient Questionnaire responses are less than 100. N/A is shown where the base number of responses is less than 10 during the period. % is calculated as Quantity/Base number*100